



**Groundwater Sample Results,
Level 2 Laboratory Report, Level 4 Laboratory Report,
Electronic Data Deliverable, Data Validation Report,
and the Sample Location Report, SDG 1701828**

*Norfolk Naval Shipyard
Portsmouth, Virginia*

July 2019

January 22, 2018

Vista Work Order No. 1701828

Ms. Megan Morrison
CH2M Hill
33 Reading Hill Avenue
Melrose, MA 02176

Dear Ms. Morrison,

Enclosed are the results for the sample set received at Vista Analytical Laboratory on November 30, 2017. This sample set was analyzed on a standard turn-around time, under your Project Name 'NNSY OU7 WE58'.

Vista Analytical Laboratory is committed to serving you effectively. If you require additional information, please contact me at 916-673-1520 or by email at mmaier@vista-analytical.com.

Thank you for choosing Vista as part of your analytical support team.

Sincerely,

Martha Maier
Laboratory Director



Vista Analytical Laboratory certifies that the report herein meets all the requirements set forth by NELAP for those applicable test methods. Results relate only to the samples as received by the laboratory. This report should not be reproduced except in full without the written approval of Vista.

Vista Work Order No. 1701828

Case Narrative

Sample Condition on Receipt:

Six groundwater samples were received in good condition and within the method temperature requirements. The samples were received and stored securely in accordance with Vista standard operating procedures and EPA methodology.

Analytical Notes:

Modified EPA Method 537

Samples "IR03-MW042-C1-17D" and "IR03-MW049-C1-17D" contained particulate and were centrifuged prior to extraction.

The samples were extracted and analyzed for a selected list of PFAS using Modified EPA Method 537.

Holding Times

The samples were originally extracted and analyzed within the method hold times. The samples were re-extracted and the re-extractions were performed outside the hold time.

Quality Control

The Initial Calibration and Continuing Calibration Verifications met the method acceptance criteria.

A Method Blank and Laboratory Control Sample (LCS)/Laboratory Control Sample Duplicate (LCSD) were extracted and analyzed with each preparation batch. No analytes were detected in the Method Blanks above 1/2 of the LOQ concentrations. The LCS/LCSD recoveries were within the acceptance criteria.

The results for PFOS in samples "IR03-MW042-C1-17D" and "IR03-MW103-C1-17D" were reported from the original extractions; the extracts could not be diluted sufficiently for the PFOS concentrations to fall within the curve range in the re-extractions.

The extracts of samples "IR03-MW042-C1-17D", "IR03-MW103-C1-17D" and "IR03-MW116P-Y-17D" were re-injected because one or more Injection Internal Standard Analyte response areas were outside of criteria. The results were similar in the second injection. The results from the re-injections have been reported.

The extract of sample "IR03-MW104-C2-17D" was re-injected because it followed an extract with an analyte with a concentration greater than the highest standard analyzed in the carryover check. The results from the re-injection have been reported.

The labeled standard recoveries for all QC and field samples were within the acceptance criteria.

TABLE OF CONTENTS

Case Narrative.....	1
Table of Contents.....	3
Sample Inventory.....	4
Analytical Results.....	5
Qualifiers.....	16
Certifications.....	17
Sample Receipt.....	18

Sample Inventory Report

Vista Sample ID	Client Sample ID	Sampled	Received	Components/Containers
1701828-01	IR03-MW042-C1-17D	29-Nov-17 12:20	30-Nov-17 14:35	HDPE Bottle, 250 mL HDPE Bottle, 250 mL
1701828-02	IR03-MW049-C1-17D	29-Nov-17 12:25	30-Nov-17 14:35	HDPE Bottle, 250 mL HDPE Bottle, 250 mL
1701828-03	IR03-MW103-C1-17D	29-Nov-17 09:58	30-Nov-17 14:35	HDPE Bottle, 250 mL HDPE Bottle, 250 mL
1701828-04	IR03-MW104-C2-17D	29-Nov-17 10:05	30-Nov-17 14:35	HDPE Bottle, 250 mL HDPE Bottle, 250 mL
1701828-05	IR03-MW116-Y-17D	29-Nov-17 15:30	30-Nov-17 14:35	HDPE Bottle, 250 mL HDPE Bottle, 250 mL
1701828-06	IR03-MW116P-Y-17D	29-Nov-17 15:35	30-Nov-17 14:35	HDPE Bottle, 250 mL HDPE Bottle, 250 mL

ANALYTICAL RESULTS

Sample ID: Method Blank					Modified EPA Method 537						
Client Data				Laboratory Data							
Name:	CH2M Hill	Matrix:	Aqueous	Lab Sample:	B7L0028-BLK1	Column:	BEH C18				
Project:	NNSY OU7 WE58										
Analyte	Conc. (ng/L)	DL	LOD	LOQ	Qualifiers	Batch	Extracted	Samp Size	Analyzed	Dilution	
PFOS	ND	0.807	5.00	8.00		B7L0028	07-Dec-17	0.125 L	12-Jan-18 02:09	1	
Labeled Standards	Type	% Recovery	Limits	Qualifiers	Batch	Extracted	Samp Size	Analyzed	Dilution		
13C8-PFOS	IS	70.5	50 - 150		B7L0028	07-Dec-17	0.125 L	12-Jan-18 02:09	1		

DL - Detection Limit

LOD - Limit of Detection
LOQ - Limit of quantitation

LCL-UCL- Lower control limit - upper control limit
Results reported to the DL.

When reported, PFHxS, PFOA and PFOS include both linear and branched isomers.
Only the linear isomer is reported for all other analytes.

Sample ID: LCSD										Modified EPA Method 537						
Name:	CH2M Hill				Lab Sample:	B7L0028-BS1/B7L0028-BSD1					Date Extracted:	07-Dec-17				
Project:	NNSY OU7 WE58				QC Batch:	B7L0028					Column:	BEH C18				
Matrix:	Aqueous				Samp Size:	0.125/0.125 L										
Analyte	LCS (ng/L)	LCS Spike Amt	LCS % Rec	LCS Quals	LCSD (ng/L)	LCSD Spike Amt	LCSD % Rec	RPD	LCSD Quals	%Rec Limits	RPD Limits	LCS Analyzed	LCS Dil	LCSD Analyzed	LCSD Dil	
PFOS	90.1	80.0	113		104	80.0	130	14.3		70-130	200	12-Jan-18 01:35	1	12-Jan-18 01:47	1	
Labeled Standards	Type		LCS % Rec	LCS Quals			LCSD % Rec		LCSD Quals	Limits		LCS Analyzed	LCS Dil	LCSD Analyzed	LCSD Dil	
13C8-PFOS	IS		79.8				79.0			50-150		12-Jan-18 01:35	1	12-Jan-18 01:47	1	

Sample ID: Method Blank **Modified EPA Method 537**

Client Data				Laboratory Data			
Name:	CH2M Hill	Matrix:	Aqueous	Lab Sample:	B7L0209-BLK1	Column:	BEH C18
Project:	NNSY OU7 WE58						

Analyte	Conc. (ng/L)	DL	LOD	LOQ	Qualifiers	Batch	Extracted	Samp Size	Analyzed	Dilution
PFBS	ND	0.895	2.50	4.00		B7L0209	30-Dec-17	0.250 L	06-Jan-18 21:04	1
PFHxA	ND	1.09	2.50	4.00		B7L0209	30-Dec-17	0.250 L	06-Jan-18 21:04	1
PFHpA	ND	0.296	2.50	4.00		B7L0209	30-Dec-17	0.250 L	06-Jan-18 21:04	1
PFHxS	ND	0.474	2.50	4.00		B7L0209	30-Dec-17	0.250 L	06-Jan-18 21:04	1
PFOA	ND	0.326	2.50	4.00		B7L0209	30-Dec-17	0.250 L	06-Jan-18 21:04	1
PFOS	ND	0.404	2.50	4.00		B7L0209	30-Dec-17	0.250 L	04-Jan-18 01:20	1
PFNA	ND	0.405	2.50	4.00		B7L0209	30-Dec-17	0.250 L	06-Jan-18 21:04	1
PFDA	ND	0.745	2.50	4.00		B7L0209	30-Dec-17	0.250 L	06-Jan-18 21:04	1
MeFOSAA	ND	0.825	2.50	4.00		B7L0209	30-Dec-17	0.250 L	06-Jan-18 21:04	1
PFOxA	ND	0.525	2.50	4.00		B7L0209	30-Dec-17	0.250 L	06-Jan-18 21:04	1
EtFOSAA	ND	0.685	2.50	4.00		B7L0209	30-Dec-17	0.250 L	06-Jan-18 21:04	1
PFOxA	ND	0.396	2.50	4.00		B7L0209	30-Dec-17	0.250 L	06-Jan-18 21:04	1
PFTeDA	ND	0.247	2.50	4.00		B7L0209	30-Dec-17	0.250 L	06-Jan-18 21:04	1
PFTeDA	ND	0.378	2.50	4.00		B7L0209	30-Dec-17	0.250 L	06-Jan-18 21:04	1

Labeled Standards	Type	% Recovery	Limits	Qualifiers	Batch	Extracted	Samp Size	Analyzed	Dilution
13C3-PFBS	IS	98.7	50 - 150		B7L0209	30-Dec-17	0.250 L	06-Jan-18 21:04	1
13C2-PFHxA	IS	92.8	50 - 150		B7L0209	30-Dec-17	0.250 L	06-Jan-18 21:04	1
13C4-PFHpA	IS	107	50 - 150		B7L0209	30-Dec-17	0.250 L	06-Jan-18 21:04	1
18O2-PFHxS	IS	78.6	50 - 150		B7L0209	30-Dec-17	0.250 L	06-Jan-18 21:04	1
13C2-PFOA	IS	90.1	50 - 150		B7L0209	30-Dec-17	0.250 L	06-Jan-18 21:04	1
13C8-PFOS	IS	86.4	50 - 150		B7L0209	30-Dec-17	0.250 L	04-Jan-18 01:20	1
13C5-PFNA	IS	80.6	50 - 150		B7L0209	30-Dec-17	0.250 L	06-Jan-18 21:04	1
13C2-PFDA	IS	70.4	50 - 150		B7L0209	30-Dec-17	0.250 L	06-Jan-18 21:04	1
d3-MeFOSAA	IS	62.0	50 - 150		B7L0209	30-Dec-17	0.250 L	06-Jan-18 21:04	1
13C2-PFOxA	IS	62.0	50 - 150		B7L0209	30-Dec-17	0.250 L	06-Jan-18 21:04	1
d5-EtFOSAA	IS	55.7	50 - 150		B7L0209	30-Dec-17	0.250 L	06-Jan-18 21:04	1
13C2-PFOxA	IS	66.5	50 - 150		B7L0209	30-Dec-17	0.250 L	06-Jan-18 21:04	1
13C2-PFTeDA	IS	67.7	50 - 150		B7L0209	30-Dec-17	0.250 L	06-Jan-18 21:04	1

DL - Detection Limit

LOD - Limit of Detection
LOQ - Limit of quantitation

LCL-UCL- Lower control limit - upper control limit
Results reported to the DL.

When reported, PFHxS, PFOA and PFOS include both linear and branched isomers.
Only the linear isomer is reported for all other analytes.

Sample ID: LCSD **Modified EPA Method 537**

Name: CH2M Hill	Lab Sample: B7L0209-BS1/B7L0209-BSD1	Date Extracted: 30-Dec-17	30-Dec-17
Project: NNSY OU7 WE58	QC Batch: B7L0209	Column: BEH C18	
Matrix: Aqueous	Samp Size: 0.250/0.250 L		

Analyte	LCS (ng/L)	LCS Spike Amt	LCS % Rec	LCS Quals	LCSD (ng/L)	LCSD Spike Amt	LCSD % Rec	RPD	LCSD Quals	%Rec Limits	RPD Limits	LCS Analyzed	LCS Dil	LCSD Analyzed	LCSD Dil
PFBS	34.6	40.0	86.5		43.0	40.0	108	21.7		70-130	200	06-Jan-18 20:30	1	06-Jan-18 20:41	1
PFHxA	39.0	40.0	97.5		40.9	40.0	102	4.75		70-130	200	06-Jan-18 20:30	1	06-Jan-18 20:41	1
PFHpA	36.4	40.0	90.9		35.1	40.0	87.8	3.46		70-130	200	06-Jan-18 20:30	1	06-Jan-18 20:41	1
PFHxS	29.3	40.0	73.2		33.2	40.0	82.9	12.4		70-130	200	06-Jan-18 20:30	1	06-Jan-18 20:41	1
PFOA	34.7	40.0	86.7		36.4	40.0	91.0	4.78		70-130	200	06-Jan-18 20:30	1	06-Jan-18 20:41	1
PFOS	29.1	40.0	72.8		45.8	40.0	114	44.5		70-130	200	04-Jan-18 00:47	1	04-Jan-18 00:58	1
PFNA	30.6	40.0	76.6		32.8	40.0	82.0	6.91		70-130	200	06-Jan-18 20:30	1	06-Jan-18 20:41	1
PFDA	39.9	40.0	99.8		34.0	40.0	85.0	16.0		70-130	200	06-Jan-18 20:30	1	06-Jan-18 20:41	1
MeFOSAA	36.1	40.0	90.3		34.0	40.0	85.0	6.11		70-130	200	06-Jan-18 20:30	1	06-Jan-18 20:41	1
PFUnA	39.1	40.0	97.8		37.0	40.0	92.6	5.48		70-130	200	06-Jan-18 20:30	1	06-Jan-18 20:41	1
EtFOSAA	33.4	40.0	83.4		40.1	40.0	100	18.3		70-130	200	06-Jan-18 20:30	1	06-Jan-18 20:41	1
PFDaA	36.3	40.0	90.7		41.2	40.0	103	12.6		70-130	200	06-Jan-18 20:30	1	06-Jan-18 20:41	1
PFTrDA	36.1	40.0	90.3		38.6	40.0	96.4	6.56		60-130	200	06-Jan-18 20:30	1	06-Jan-18 20:41	1
PFTeDA	33.4	40.0	83.5		32.1	40.0	80.3	3.90		70-130	200	06-Jan-18 20:30	1	06-Jan-18 20:41	1

Labeled Standards	Type	LCS % Rec	LCS Quals	LCSD % Rec	LCSD Quals	Limits	LCS Analyzed	LCS Dil	LCSD Analyzed	LCSD Dil
13C3-PFBS	IS	109		97.4		50-150	06-Jan-18 20:30	1	06-Jan-18 20:41	1
13C2-PFHxA	IS	98.5		101		50-150	06-Jan-18 20:30	1	06-Jan-18 20:41	1
13C4-PFHpA	IS	102		104		50-150	06-Jan-18 20:30	1	06-Jan-18 20:41	1
18O2-PFHxS	IS	108		84.1		50-150	06-Jan-18 20:30	1	06-Jan-18 20:41	1
13C2-PFOA	IS	94.5		87.6		50-150	06-Jan-18 20:30	1	06-Jan-18 20:41	1
13C8-PFOS	IS	98.7		92.1		50-150	04-Jan-18 00:47	1	04-Jan-18 00:58	1
13C5-PFNA	IS	91.9		83.0		50-150	06-Jan-18 20:30	1	06-Jan-18 20:41	1
13C2-PFDA	IS	78.4		81.6		50-150	06-Jan-18 20:30	1	06-Jan-18 20:41	1
d3-MeFOSAA	IS	84.3		74.9		50-150	06-Jan-18 20:30	1	06-Jan-18 20:41	1
13C2-PFUnA	IS	80.0		82.5		50-150	06-Jan-18 20:30	1	06-Jan-18 20:41	1
d5-EtFOSAA	IS	96.2		63.2		50-150	06-Jan-18 20:30	1	06-Jan-18 20:41	1
13C2-PFDaA	IS	96.8		74.0		50-150	06-Jan-18 20:30	1	06-Jan-18 20:41	1
13C2-PFTeDA	IS	101		86.9		50-150	06-Jan-18 20:30	1	06-Jan-18 20:41	1

Sample ID: IR03-MW042-C1-17D

Modified EPA Method 537

Client Data				Laboratory Data			
Name:	CH2M Hill	Matrix:	Groundwater	Lab Sample:	1701828-01	Column:	BEH C18
Project:	NNSY OU7 WE58	Date Collected:	29-Nov-17 12:20	Date Received:	30-Nov-17 14:35		

Analyte	Conc. (ng/L)	DL	LOD	LOQ	Qualifiers	Batch	Extracted	Samp Size	Analyzed	Dilution
PFBS	148	0.892	2.49	3.99		B7L0209	30-Dec-17	0.251 L	09-Jan-18 02:50	1
PFHxA	933	1.09	2.49	3.99		B7L0209	30-Dec-17	0.251 L	09-Jan-18 02:50	1
PFHpA	153	0.295	2.49	3.99		B7L0209	30-Dec-17	0.251 L	09-Jan-18 02:50	1
PFHxS	3440	9.44	49.8	79.7	D	B7L0209	30-Dec-17	0.251 L	09-Jan-18 03:46	20
PFOA	5800	6.49	49.8	79.7	D	B7L0209	30-Dec-17	0.251 L	09-Jan-18 03:46	20
PFOS	18200	40.3	250	400	D	B7L0028	07-Dec-17	0.0500 L	12-Jan-18 02:20	20
PFNA	28.6	0.404	2.49	3.99		B7L0209	30-Dec-17	0.251 L	09-Jan-18 02:50	1
PFDA	9.28	0.743	2.49	3.99		B7L0209	30-Dec-17	0.251 L	09-Jan-18 02:50	1
MeFOSAA	ND	0.822	2.49	3.99		B7L0209	30-Dec-17	0.251 L	09-Jan-18 02:50	1
PFUnA	ND	0.523	2.49	3.99		B7L0209	30-Dec-17	0.251 L	09-Jan-18 02:50	1
EtFOSAA	ND	0.683	2.49	3.99		B7L0209	30-Dec-17	0.251 L	09-Jan-18 02:50	1
PFDoA	ND	0.395	2.49	3.99		B7L0209	30-Dec-17	0.251 L	09-Jan-18 02:50	1
PFTDA	ND	0.246	2.49	3.99		B7L0209	30-Dec-17	0.251 L	09-Jan-18 02:50	1
PFTeDA	ND	0.376	2.49	3.99		B7L0209	30-Dec-17	0.251 L	09-Jan-18 02:50	1

Labeled Standards	Type	% Recovery	Limits	Qualifiers	Batch	Extracted	Samp Size	Analyzed	Dilution
13C3-PFBS	IS	101	50 - 150		B7L0209	30-Dec-17	0.251 L	09-Jan-18 02:50	1
13C2-PFHxA	IS	95.1	50 - 150		B7L0209	30-Dec-17	0.251 L	09-Jan-18 02:50	1
13C4-PFHpA	IS	97.6	50 - 150		B7L0209	30-Dec-17	0.251 L	09-Jan-18 02:50	1
18O2-PFHxS	IS	124	50 - 150	D	B7L0209	30-Dec-17	0.251 L	09-Jan-18 03:46	20
13C2-PFOA	IS	99.9	50 - 150	D	B7L0209	30-Dec-17	0.251 L	09-Jan-18 03:46	20
13C8-PFOS	IS	90.1	50 - 150	D	B7L0028	07-Dec-17	0.0500 L	12-Jan-18 02:20	20
13C5-PFNA	IS	88.4	50 - 150		B7L0209	30-Dec-17	0.251 L	09-Jan-18 02:50	1
13C2-PFDA	IS	106	50 - 150		B7L0209	30-Dec-17	0.251 L	09-Jan-18 02:50	1
d3-MeFOSAA	IS	79.9	50 - 150		B7L0209	30-Dec-17	0.251 L	09-Jan-18 02:50	1
13C2-PFUnA	IS	71.9	50 - 150		B7L0209	30-Dec-17	0.251 L	09-Jan-18 02:50	1
d5-EtFOSAA	IS	82.8	50 - 150		B7L0209	30-Dec-17	0.251 L	09-Jan-18 02:50	1
13C2-PFDoA	IS	82.6	50 - 150		B7L0209	30-Dec-17	0.251 L	09-Jan-18 02:50	1
13C2-PFTeDA	IS	82.9	50 - 150		B7L0209	30-Dec-17	0.251 L	09-Jan-18 02:50	1

DL - Detection Limit

LOD - Limit of Detection
LOQ - Limit of quantitation

LCL-UCL- Lower control limit - upper control limit
Results reported to the DL.

When reported, PFHxS, PFOA and PFOS include both linear and branched isomers.
Only the linear isomer is reported for all other analytes.

Sample ID: IR03-MW049-C1-17D

Modified EPA Method 537

Client Data				Laboratory Data			
Name:	CH2M Hill	Matrix:	Groundwater	Lab Sample:	1701828-02	Column:	BEH C18
Project:	NNSY OU7 WE58	Date Collected:	29-Nov-17 12:25	Date Received:	30-Nov-17 14:35		

Analyte	Conc. (ng/L)	DL	LOD	LOQ	Qualifiers	Batch	Extracted	Samp Size	Analyzed	Dilution
PFBS	313	0.894	2.50	3.99		B7L0209	30-Dec-17	0.250 L	07-Jan-18 00:36	1
PFHxA	761	1.09	2.50	3.99		B7L0209	30-Dec-17	0.250 L	07-Jan-18 00:36	1
PFHpA	305	0.295	2.50	3.99		B7L0209	30-Dec-17	0.250 L	07-Jan-18 00:36	1
PFHxS	491	0.473	2.50	3.99		B7L0209	30-Dec-17	0.250 L	07-Jan-18 00:36	1
PFOA	683	0.325	2.50	3.99		B7L0209	30-Dec-17	0.250 L	19-Jan-18 13:08	1
PFOS	2450	4.03	25.0	39.9	D	B7L0209	30-Dec-17	0.250 L	09-Jan-18 03:57	10
PFNA	120	0.404	2.50	3.99		B7L0209	30-Dec-17	0.250 L	07-Jan-18 00:36	1
PFDA	1.48	0.744	2.50	3.99	J	B7L0209	30-Dec-17	0.250 L	07-Jan-18 00:36	1
MeFOSAA	ND	0.824	2.50	3.99		B7L0209	30-Dec-17	0.250 L	07-Jan-18 00:36	1
PFUnA	ND	0.524	2.50	3.99		B7L0209	30-Dec-17	0.250 L	07-Jan-18 00:36	1
EtFOSAA	ND	0.684	2.50	3.99		B7L0209	30-Dec-17	0.250 L	07-Jan-18 00:36	1
PFDoA	ND	0.395	2.50	3.99		B7L0209	30-Dec-17	0.250 L	07-Jan-18 00:36	1
PFTrDA	ND	0.247	2.50	3.99		B7L0209	30-Dec-17	0.250 L	07-Jan-18 00:36	1
PFTeDA	ND	0.377	2.50	3.99		B7L0209	30-Dec-17	0.250 L	07-Jan-18 00:36	1

Labeled Standards	Type	% Recovery	Limits	Qualifiers	Batch	Extracted	Samp Size	Analyzed	Dilution
13C3-PFBS	IS	95.2	50 - 150		B7L0209	30-Dec-17	0.250 L	07-Jan-18 00:36	1
13C2-PFHxA	IS	93.6	50 - 150		B7L0209	30-Dec-17	0.250 L	07-Jan-18 00:36	1
13C4-PFHpA	IS	87.4	50 - 150		B7L0209	30-Dec-17	0.250 L	07-Jan-18 00:36	1
18O2-PFHxS	IS	86.6	50 - 150		B7L0209	30-Dec-17	0.250 L	07-Jan-18 00:36	1
13C2-PFOA	IS	99.1	50 - 150		B7L0209	30-Dec-17	0.250 L	19-Jan-18 13:08	1
13C8-PFOS	IS	129	50 - 150	D	B7L0209	30-Dec-17	0.250 L	09-Jan-18 03:57	10
13C5-PFNA	IS	84.3	50 - 150		B7L0209	30-Dec-17	0.250 L	07-Jan-18 00:36	1
13C2-PFDA	IS	73.8	50 - 150		B7L0209	30-Dec-17	0.250 L	07-Jan-18 00:36	1
d3-MeFOSAA	IS	69.3	50 - 150		B7L0209	30-Dec-17	0.250 L	07-Jan-18 00:36	1
13C2-PFUnA	IS	84.0	50 - 150		B7L0209	30-Dec-17	0.250 L	07-Jan-18 00:36	1
d5-EtFOSAA	IS	66.3	50 - 150		B7L0209	30-Dec-17	0.250 L	07-Jan-18 00:36	1
13C2-PFDoA	IS	60.0	50 - 150		B7L0209	30-Dec-17	0.250 L	07-Jan-18 00:36	1
13C2-PFTeDA	IS	51.3	50 - 150		B7L0209	30-Dec-17	0.250 L	07-Jan-18 00:36	1

DL - Detection Limit

LOD - Limit of Detection
LOQ - Limit of quantitation

LCL-UCL- Lower control limit - upper control limit
Results reported to the DL.

When reported, PFHxS, PFOA and PFOS include both linear and branched isomers.
Only the linear isomer is reported for all other analytes.

Sample ID: IR03-MW103-C1-17D

Modified EPA Method 537

Client Data				Laboratory Data			
Name:	CH2M Hill	Matrix:	Groundwater	Lab Sample:	1701828-03	Column:	BEH C18
Project:	NNSY OU7 WE58	Date Collected:	29-Nov-17 09:58	Date Received:	30-Nov-17 14:35		

Analyte	Conc. (ng/L)	DL	LOD	LOQ	Qualifiers	Batch	Extracted	Samp Size	Analyzed	Dilution
PFBS	1010	17.6	49.0	78.5	D	B7L0209	30-Dec-17	0.255 L	09-Jan-18 04:09	20
PFHxA	3200	21.4	49.0	78.5	D	B7L0209	30-Dec-17	0.255 L	09-Jan-18 04:09	20
PFHpA	545	0.290	2.45	3.93		B7L0209	30-Dec-17	0.255 L	09-Jan-18 03:02	1
PFHxS	10800	9.29	49.0	78.5	D	B7L0209	30-Dec-17	0.255 L	09-Jan-18 04:09	20
PFOA	8350	6.39	49.0	78.5	D	B7L0209	30-Dec-17	0.255 L	09-Jan-18 04:09	20
PFOS	13500	40.3	250	400	D	B7L0028	07-Dec-17	0.0500 L	12-Jan-18 02:31	20
PFNA	29.5	0.397	2.45	3.93		B7L0209	30-Dec-17	0.255 L	09-Jan-18 03:02	1
PFDA	5.99	0.731	2.45	3.93		B7L0209	30-Dec-17	0.255 L	09-Jan-18 03:02	1
MeFOSAA	ND	0.810	2.45	3.93		B7L0209	30-Dec-17	0.255 L	09-Jan-18 03:02	1
PFUnA	ND	0.515	2.45	3.93		B7L0209	30-Dec-17	0.255 L	09-Jan-18 03:02	1
EtFOSAA	ND	0.672	2.45	3.93		B7L0209	30-Dec-17	0.255 L	09-Jan-18 03:02	1
PFDoA	ND	0.389	2.45	3.93		B7L0209	30-Dec-17	0.255 L	09-Jan-18 03:02	1
PFTrDA	ND	0.242	2.45	3.93		B7L0209	30-Dec-17	0.255 L	09-Jan-18 03:02	1
PFTeDA	ND	0.370	2.45	3.93		B7L0209	30-Dec-17	0.255 L	09-Jan-18 03:02	1

Labeled Standards	Type	% Recovery	Limits	Qualifiers	Batch	Extracted	Samp Size	Analyzed	Dilution
13C3-PFBS	IS	98.8	50 - 150	D	B7L0209	30-Dec-17	0.255 L	09-Jan-18 04:09	20
13C2-PFHxA	IS	97.2	50 - 150	D	B7L0209	30-Dec-17	0.255 L	09-Jan-18 04:09	20
13C4-PFHpA	IS	105	50 - 150		B7L0209	30-Dec-17	0.255 L	09-Jan-18 03:02	1
18O2-PFHxS	IS	65.3	50 - 150	D	B7L0209	30-Dec-17	0.255 L	09-Jan-18 04:09	20
13C2-PFOA	IS	115	50 - 150	D	B7L0209	30-Dec-17	0.255 L	09-Jan-18 04:09	20
13C8-PFOS	IS	84.3	50 - 150	D	B7L0028	07-Dec-17	0.0500 L	12-Jan-18 02:31	20
13C5-PFNA	IS	106	50 - 150		B7L0209	30-Dec-17	0.255 L	09-Jan-18 03:02	1
13C2-PFDA	IS	94.5	50 - 150		B7L0209	30-Dec-17	0.255 L	09-Jan-18 03:02	1
d3-MeFOSAA	IS	75.1	50 - 150		B7L0209	30-Dec-17	0.255 L	09-Jan-18 03:02	1
13C2-PFUnA	IS	76.7	50 - 150		B7L0209	30-Dec-17	0.255 L	09-Jan-18 03:02	1
d5-EtFOSAA	IS	73.3	50 - 150		B7L0209	30-Dec-17	0.255 L	09-Jan-18 03:02	1
13C2-PFDoA	IS	81.3	50 - 150		B7L0209	30-Dec-17	0.255 L	09-Jan-18 03:02	1
13C2-PFTeDA	IS	93.7	50 - 150		B7L0209	30-Dec-17	0.255 L	09-Jan-18 03:02	1

DL - Detection Limit

LOD - Limit of Detection
LOQ - Limit of quantitation

LCL-UCL- Lower control limit - upper control limit
Results reported to the DL.

When reported, PFHxS, PFOA and PFOS include both linear and branched isomers.
Only the linear isomer is reported for all other analytes.

Sample ID: IR03-MW104-C2-17D

Modified EPA Method 537

Client Data				Laboratory Data			
Name:	CH2M Hill	Matrix:	Groundwater	Lab Sample:	1701828-04	Column:	BEH C18
Project:	NNSY OU7 WE58	Date Collected:	29-Nov-17 10:05	Date Received:	30-Nov-17 14:35		

Analyte	Conc. (ng/L)	DL	LOD	LOQ	Qualifiers	Batch	Extracted	Samp Size	Analyzed	Dilution
PFBS	29.8	0.880	2.46	3.93		B7L0209	30-Dec-17	0.254 L	09-Jan-18 03:24	1
PFHxA	104	1.07	2.46	3.93		B7L0209	30-Dec-17	0.254 L	09-Jan-18 03:24	1
PFHpA	15.6	0.290	2.46	3.93		B7L0209	30-Dec-17	0.254 L	09-Jan-18 03:24	1
PFHxS	152	0.465	2.46	3.93		B7L0209	30-Dec-17	0.254 L	09-Jan-18 03:24	1
PFOA	215	0.320	2.46	3.93		B7L0209	30-Dec-17	0.254 L	09-Jan-18 03:24	1
PFOS	89.0	0.397	2.46	3.93		B7L0209	30-Dec-17	0.254 L	04-Jan-18 05:15	1
PFNA	ND	0.398	2.46	3.93		B7L0209	30-Dec-17	0.254 L	09-Jan-18 03:24	1
PFDA	ND	0.732	2.46	3.93		B7L0209	30-Dec-17	0.254 L	09-Jan-18 03:24	1
MeFOSAA	ND	0.811	2.46	3.93		B7L0209	30-Dec-17	0.254 L	09-Jan-18 03:24	1
PFUnA	ND	0.516	2.46	3.93		B7L0209	30-Dec-17	0.254 L	09-Jan-18 03:24	1
EtFOSAA	ND	0.673	2.46	3.93		B7L0209	30-Dec-17	0.254 L	09-Jan-18 03:24	1
PFDoA	ND	0.389	2.46	3.93		B7L0209	30-Dec-17	0.254 L	09-Jan-18 03:24	1
PFTrDA	ND	0.243	2.46	3.93		B7L0209	30-Dec-17	0.254 L	09-Jan-18 03:24	1
PFTeDA	ND	0.371	2.46	3.93		B7L0209	30-Dec-17	0.254 L	09-Jan-18 03:24	1

Labeled Standards	Type	% Recovery	Limits	Qualifiers	Batch	Extracted	Samp Size	Analyzed	Dilution
13C3-PFBS	IS	94.7	50 - 150		B7L0209	30-Dec-17	0.254 L	09-Jan-18 03:24	1
13C2-PFHxA	IS	103	50 - 150		B7L0209	30-Dec-17	0.254 L	09-Jan-18 03:24	1
13C4-PFHpA	IS	101	50 - 150		B7L0209	30-Dec-17	0.254 L	09-Jan-18 03:24	1
18O2-PFHxS	IS	86.4	50 - 150		B7L0209	30-Dec-17	0.254 L	09-Jan-18 03:24	1
13C2-PFOA	IS	104	50 - 150		B7L0209	30-Dec-17	0.254 L	09-Jan-18 03:24	1
13C8-PFOS	IS	82.5	50 - 150		B7L0209	30-Dec-17	0.254 L	04-Jan-18 05:15	1
13C5-PFNA	IS	85.6	50 - 150		B7L0209	30-Dec-17	0.254 L	09-Jan-18 03:24	1
13C2-PFDA	IS	78.2	50 - 150		B7L0209	30-Dec-17	0.254 L	09-Jan-18 03:24	1
d3-MeFOSAA	IS	73.5	50 - 150		B7L0209	30-Dec-17	0.254 L	09-Jan-18 03:24	1
13C2-PFUnA	IS	91.2	50 - 150		B7L0209	30-Dec-17	0.254 L	09-Jan-18 03:24	1
d5-EtFOSAA	IS	81.3	50 - 150		B7L0209	30-Dec-17	0.254 L	09-Jan-18 03:24	1
13C2-PFDoA	IS	94.3	50 - 150		B7L0209	30-Dec-17	0.254 L	09-Jan-18 03:24	1
13C2-PFTeDA	IS	109	50 - 150		B7L0209	30-Dec-17	0.254 L	09-Jan-18 03:24	1

DL - Detection Limit

LOD - Limit of Detection
LOQ - Limit of quantitation

LCL-UCL- Lower control limit - upper control limit
Results reported to the DL.

When reported, PFHxS, PFOA and PFOS include both linear and branched isomers.
Only the linear isomer is reported for all other analytes.

Sample ID: IR03-MW116-Y-17D

Modified EPA Method 537

Client Data				Laboratory Data			
Name:	CH2M Hill	Matrix:	Groundwater	Lab Sample:	1701828-05	Column:	BEH C18
Project:	NNSY OU7 WE58	Date Collected:	29-Nov-17 15:30	Date Received:	30-Nov-17 14:35		

Analyte	Conc. (ng/L)	DL	LOD	LOQ	Qualifiers	Batch	Extracted	Samp Size	Analyzed	Dilution
PFBS	1550	18.0	50.2	80.4	D	B7L0209	30-Dec-17	0.249 L	09-Jan-18 04:20	20
PFHxA	4270	21.9	50.2	80.4	D	B7L0209	30-Dec-17	0.249 L	09-Jan-18 04:20	20
PFHpA	963	0.297	2.51	4.02		B7L0209	30-Dec-17	0.249 L	07-Jan-18 01:10	1
PFHxS	613	0.476	2.51	4.02		B7L0209	30-Dec-17	0.249 L	07-Jan-18 01:10	1
PFOA	10000	6.55	50.2	80.4	D	B7L0209	30-Dec-17	0.249 L	09-Jan-18 04:20	20
PFOS	1510	8.11	50.2	80.4	D	B7L0209	30-Dec-17	0.249 L	09-Jan-18 04:20	20
PFNA	3.84	0.407	2.51	4.02	J	B7L0209	30-Dec-17	0.249 L	07-Jan-18 01:10	1
PFDA	ND	0.749	2.51	4.02		B7L0209	30-Dec-17	0.249 L	07-Jan-18 01:10	1
MeFOSAA	ND	0.830	2.51	4.02		B7L0209	30-Dec-17	0.249 L	07-Jan-18 01:10	1
PFUnA	ND	0.528	2.51	4.02		B7L0209	30-Dec-17	0.249 L	07-Jan-18 01:10	1
EtFOSAA	ND	0.689	2.51	4.02		B7L0209	30-Dec-17	0.249 L	07-Jan-18 01:10	1
PFDoA	ND	0.398	2.51	4.02		B7L0209	30-Dec-17	0.249 L	07-Jan-18 01:10	1
PFTrDA	ND	0.248	2.51	4.02		B7L0209	30-Dec-17	0.249 L	07-Jan-18 01:10	1
PFTeDA	ND	0.380	2.51	4.02		B7L0209	30-Dec-17	0.249 L	07-Jan-18 01:10	1

Labeled Standards	Type	% Recovery	Limits	Qualifiers	Batch	Extracted	Samp Size	Analyzed	Dilution
13C3-PFBS	IS	121	50 - 150	D	B7L0209	30-Dec-17	0.249 L	09-Jan-18 04:20	20
13C2-PFHxA	IS	136	50 - 150	D	B7L0209	30-Dec-17	0.249 L	09-Jan-18 04:20	20
13C4-PFHpA	IS	124	50 - 150		B7L0209	30-Dec-17	0.249 L	07-Jan-18 01:10	1
18O2-PFHxS	IS	102	50 - 150		B7L0209	30-Dec-17	0.249 L	07-Jan-18 01:10	1
13C2-PFOA	IS	140	50 - 150	D	B7L0209	30-Dec-17	0.249 L	09-Jan-18 04:20	20
13C8-PFOS	IS	81.0	50 - 150	D	B7L0209	30-Dec-17	0.249 L	09-Jan-18 04:20	20
13C5-PFNA	IS	75.2	50 - 150		B7L0209	30-Dec-17	0.249 L	07-Jan-18 01:10	1
13C2-PFDA	IS	70.5	50 - 150		B7L0209	30-Dec-17	0.249 L	07-Jan-18 01:10	1
d3-MeFOSAA	IS	70.1	50 - 150		B7L0209	30-Dec-17	0.249 L	07-Jan-18 01:10	1
13C2-PFUnA	IS	93.8	50 - 150		B7L0209	30-Dec-17	0.249 L	07-Jan-18 01:10	1
d5-EtFOSAA	IS	95.0	50 - 150		B7L0209	30-Dec-17	0.249 L	07-Jan-18 01:10	1
13C2-PFDoA	IS	107	50 - 150		B7L0209	30-Dec-17	0.249 L	07-Jan-18 01:10	1
13C2-PFTeDA	IS	105	50 - 150		B7L0209	30-Dec-17	0.249 L	07-Jan-18 01:10	1

DL - Detection Limit

LOD - Limit of Detection
LOQ - Limit of quantitation

LCL-UCL- Lower control limit - upper control limit
Results reported to the DL.

When reported, PFHxS, PFOA and PFOS include both linear and branched isomers.
Only the linear isomer is reported for all other analytes.

Sample ID: IR03-MW116P-Y-17D

Modified EPA Method 537

Client Data				Laboratory Data			
Name:	CH2M Hill	Matrix:	Groundwater	Lab Sample:	1701828-06	Column:	BEH C18
Project:	NNSY OU7 WE58	Date Collected:	29-Nov-17 15:35	Date Received:	30-Nov-17 14:35		

Analyte	Conc. (ng/L)	DL	LOD	LOQ	Qualifiers	Batch	Extracted	Samp Size	Analyzed	Dilution
PFBS	1270	17.3	48.3	77.2	D	B7L0209	30-Dec-17	0.259 L	09-Jan-18 04:31	20
PFHxA	3780	21.0	48.3	77.2	D	B7L0209	30-Dec-17	0.259 L	09-Jan-18 04:31	20
PFHpA	720	0.285	2.41	3.86		B7L0209	30-Dec-17	0.259 L	09-Jan-18 03:35	1
PFHxS	4550	9.14	48.3	77.2	D	B7L0209	30-Dec-17	0.259 L	09-Jan-18 04:31	20
PFOA	11500	6.28	48.3	77.2	D	B7L0209	30-Dec-17	0.259 L	09-Jan-18 04:31	20
PFOS	1030	7.79	48.3	77.2	D	B7L0209	30-Dec-17	0.259 L	09-Jan-18 04:31	20
PFNA	1.84	0.391	2.41	3.86	J	B7L0209	30-Dec-17	0.259 L	09-Jan-18 03:35	1
PFDA	ND	0.719	2.41	3.86		B7L0209	30-Dec-17	0.259 L	09-Jan-18 03:35	1
MeFOSAA	ND	0.796	2.41	3.86		B7L0209	30-Dec-17	0.259 L	09-Jan-18 03:35	1
PFUnA	ND	0.507	2.41	3.86		B7L0209	30-Dec-17	0.259 L	09-Jan-18 03:35	1
EtFOSAA	ND	0.661	2.41	3.86		B7L0209	30-Dec-17	0.259 L	09-Jan-18 03:35	1
PFDoA	ND	0.382	2.41	3.86		B7L0209	30-Dec-17	0.259 L	09-Jan-18 03:35	1
PFTrDA	ND	0.238	2.41	3.86		B7L0209	30-Dec-17	0.259 L	09-Jan-18 03:35	1
PFTeDA	ND	0.364	2.41	3.86		B7L0209	30-Dec-17	0.259 L	09-Jan-18 03:35	1

Labeled Standards	Type	% Recovery	Limits	Qualifiers	Batch	Extracted	Samp Size	Analyzed	Dilution
13C3-PFBS	IS	99.0	50 - 150	D	B7L0209	30-Dec-17	0.259 L	09-Jan-18 04:31	20
13C2-PFHxA	IS	101	50 - 150	D	B7L0209	30-Dec-17	0.259 L	09-Jan-18 04:31	20
13C4-PFHpA	IS	109	50 - 150		B7L0209	30-Dec-17	0.259 L	09-Jan-18 03:35	1
18O2-PFHxS	IS	132	50 - 150	D	B7L0209	30-Dec-17	0.259 L	09-Jan-18 04:31	20
13C2-PFOA	IS	111	50 - 150	D	B7L0209	30-Dec-17	0.259 L	09-Jan-18 04:31	20
13C8-PFOS	IS	94.5	50 - 150	D	B7L0209	30-Dec-17	0.259 L	09-Jan-18 04:31	20
13C5-PFNA	IS	96.9	50 - 150		B7L0209	30-Dec-17	0.259 L	09-Jan-18 03:35	1
13C2-PFDA	IS	85.5	50 - 150		B7L0209	30-Dec-17	0.259 L	09-Jan-18 03:35	1
d3-MeFOSAA	IS	91.1	50 - 150		B7L0209	30-Dec-17	0.259 L	09-Jan-18 03:35	1
13C2-PFUnA	IS	87.2	50 - 150		B7L0209	30-Dec-17	0.259 L	09-Jan-18 03:35	1
d5-EtFOSAA	IS	86.7	50 - 150		B7L0209	30-Dec-17	0.259 L	09-Jan-18 03:35	1
13C2-PFDoA	IS	109	50 - 150		B7L0209	30-Dec-17	0.259 L	09-Jan-18 03:35	1
13C2-PFTeDA	IS	123	50 - 150		B7L0209	30-Dec-17	0.259 L	09-Jan-18 03:35	1

DL - Detection Limit

LOD - Limit of Detection
LOQ - Limit of quantitation

LCL-UCL- Lower control limit - upper control limit
Results reported to the DL.

When reported, PFHxS, PFOA and PFOS include both linear and branched isomers.
Only the linear isomer is reported for all other analytes.

DATA QUALIFIERS & ABBREVIATIONS

B	This compound was also detected in the method blank.
D	Dilution
E	The associated compound concentration exceeded the calibration range of the instrument.
H	Recovery and/or RPD was outside laboratory acceptance limits.
I	Chemical Interference
J	The amount detected is below the Reporting Limit/LOQ.
M	Estimated Maximum Possible Concentration. (CA Region 2 projects only)
*	See Cover Letter
Conc.	Concentration
NA	Not applicable
ND	Not Detected
TEQ	Toxic Equivalency
U	Not Detected (specific projects only)

Unless otherwise noted, solid sample results are reported in dry weight. Tissue samples are reported in wet weight.

CERTIFICATIONS

Accrediting Authority	Certificate Number
Alaska Department of Environmental Conservation	17-013
Arkansas Department of Environmental Quality	17-015-0
California Department of Health – ELAP	2892
DoD ELAP - A2LA Accredited - ISO/IEC 17025:2005	3091.01
Florida Department of Health	E87777-18
Hawaii Department of Health	N/A
Louisiana Department of Environmental Quality	01977
Maine Department of Health	2016026
Minnesota Department of Health	1322288
New Hampshire Environmental Accreditation Program	207717
New Jersey Department of Environmental Protection	CA003
New York Department of Health	11411
Oregon Laboratory Accreditation Program	4042-008
Pennsylvania Department of Environmental Protection	014
Texas Commission on Environmental Quality	T104704189-17-8
Virginia Department of General Services	9077
Washington Department of Ecology	C584
Wisconsin Department of Natural Resources	998036160

Current certificates and lists of licensed parameters are located in the Quality Assurance office and are available upon request.

TAL - W. Sacramento
EMPIRICAL LABORATORIES, LLC - CHAIN OF CUSTODY RECORD

SHIP TO: 621 Mainstream Drive, Suite 270 ♦ Nashville, TN 37228 ♦ 877-345-1113 ♦ (fax) 866-417-0548

33337

Send Results to:		Send Invoice to:		Analysis Requirements:						Lab Use Only:				
Name <u>Megan Morrison</u>		Name _____		1701828 0.0°C ERA Method 537 Modified PFAS						VOA Headspace	Y	N	NA	
Company <u>CH2M HILL</u>		Company _____								Field Filtered	Y	N	NA	
Address <u>2411 Pikes Corner Park</u>		Address _____								Correct Containers	Y	N	NA	
City <u>Herndon</u>		City _____								Discrepancies	Y	N	NA	
State, Zip <u>VA, 20171</u>		State, Zip _____								Cust. Seals Intact	Y	N	NA	
Phone <u>(757) 403-2506</u>		Phone _____								Containers Intact	Y	N	NA	
Fax _____		Fax _____		Airbill #: _____				CAR #: _____						
E-mail <u>megan.morrison@ch2m.com</u>		E-mail _____												
Project No./Name: <u>NNSY 07 WE58</u>				Sampler's (Signature): 										

Lab Use Only Lab #	Date/Time Sampled	Sample Description	Sample Matrix																Comments	No. of Bottles	Lab Use Only Containers/Pres.
	11/29/17 1220	IR03-MW042-C1-17D	GW	X																2	
	1225	IR03-MW049-C1-17D	GW	X																2	
	0958	IR03-MW103-C1-17D	GW	X																2	
	1005	IR03-MW104-C2-17D	GW	X																2	
	1530	IR03-MW116-Y-17D	GW	X																2	
	1535	IR03-MW1168-Y-17D	GW	X																2	
		IR03-MW045-C1-17D	GW	X																2	
		IR03-MW045-C1-17D-MS	GW	X																2	
		IR03-MW045-C1-17D-SD	GW	X																2	

Sample Kit Prep'd by: (Signature) 		Date/Time 11/29/17 1700	Received By: (Signature) 	11/30/17	REMARKS: 1005 TAWD 1.6°C	Details:				
Relinquished by: (Signature) 		Date/Time 11/30/17 1435	Received By: (Signature) 	11/30/17		Page <u>1</u> of <u>1</u>				
Relinquished by: (Signature)		Date/Time	Received By: (Signature)			Cooler No. <u>1</u> of <u>1</u>				
Received for Laboratory by: (Signature)		Date/Time	Temperature			Date Shipped <u>11/29/17</u>				
					Shipped By <u>CD</u>					
					Turnaround _____					

Distribution: Original and yellow copies accompany sample shipment to laboratory; Pink retained by samplers.

Sample Log-in Checklist

 Vista Work Order #: 17018 28 TAT SJD

Samples Arrival:	Date/Time 11/30/17 1435		Initials: BAPB		Location: WR-2		
					Shelf/Rack: NA		
Logged In:	Date/Time 12/02/17 1229		Initials: BAPB		Location: WR-2		
					Shelf/Rack: B5		
Delivered By:	FedEx	UPS	On Trac	GSO	DHL	<u>Hand Delivered</u>	Other
Preservation:	<u>Ice</u>		Blue Ice		Dry Ice		None
Temp °C: 0.0 (uncorrected)			Time: 1437		Thermometer ID: IR-1 DT3		
Temp °C: 0.0 (corrected)			Probe used: Yes <input checked="" type="checkbox"/> No <input type="checkbox"/>				

		YES	NO	NA		
Adequate Sample Volume Received?		✓				
Holding Time Acceptable?		✓				
Shipping Container(s) Intact?		✓				
Shipping Custody Seals Intact?				✓		
Shipping Documentation Present?				✓		
Airbill	Trk #			✓		
Sample Container Intact?		✓				
Sample Custody Seals Intact?				✓		
Chain of Custody / Sample Documentation Present?		✓				
COC Anomaly/Sample Acceptance Form completed?			✓	✓		
If Chlorinated or Drinking Water Samples, Acceptable Preservation?				✓		
Preservation Documented:	Na ₂ S ₂ O ₃	Trizma	<u>None</u>	<u>Yes</u>	No	NA
Shipping Container	<u>Vista</u>	Client	<u>Retain</u>	Return	Dispose	

Comments:

January 22, 2018

Vista Work Order No. 1701828

Ms. Megan Morrison
CH2M Hill
33 Reading Hill Avenue
Melrose, MA 02176

Dear Ms. Morrison,

Enclosed are the results for the sample set received at Vista Analytical Laboratory on November 30, 2017. This sample set was analyzed on a standard turn-around time, under your Project Name 'NNSY OU7 WE58'.

Vista Analytical Laboratory is committed to serving you effectively. If you require additional information, please contact me at 916-673-1520 or by email at mmaier@vista-analytical.com.

Thank you for choosing Vista as part of your analytical support team.

Sincerely,

Martha Maier
Laboratory Director



Vista Analytical Laboratory certifies that the report herein meets all the requirements set forth by NELAP for those applicable test methods. Results relate only to the samples as received by the laboratory. This report should not be reproduced except in full without the written approval of Vista.

Vista Work Order No. 1701828

Case Narrative

Sample Condition on Receipt:

Six groundwater samples were received in good condition and within the method temperature requirements. The samples were received and stored securely in accordance with Vista standard operating procedures and EPA methodology.

Analytical Notes:

Modified EPA Method 537

Samples "IR03-MW042-C1-17D" and "IR03-MW049-C1-17D" contained particulate and were centrifuged prior to extraction.

The samples were extracted and analyzed for a selected list of PFAS using Modified EPA Method 537.

Holding Times

The samples were originally extracted and analyzed within the method hold times. The samples were re-extracted and the re-extractions were performed outside the hold time.

Quality Control

The Initial Calibration and Continuing Calibration Verifications met the method acceptance criteria.

A Method Blank and Laboratory Control Sample (LCS)/Laboratory Control Sample Duplicate (LCSD) were extracted and analyzed with each preparation batch. No analytes were detected in the Method Blanks above 1/2 of the LOQ concentrations. The LCS/LCSD recoveries were within the acceptance criteria.

The results for PFOS in samples "IR03-MW042-C1-17D" and "IR03-MW103-C1-17D" were reported from the original extractions; the extracts could not be diluted sufficiently for the PFOS concentrations to fall within the curve range in the re-extractions.

The extracts of samples "IR03-MW042-C1-17D", "IR03-MW103-C1-17D" and "IR03-MW116P-Y-17D" were re-injected because one or more Injection Internal Standard Analyte response areas were outside of criteria. The results were similar in the second injection. The results from the re-injections have been reported.

The extract of sample "IR03-MW104-C2-17D" was re-injected because it followed an extract with an analyte with a concentration greater than the highest standard analyzed in the carryover check. The results from the re-injection have been reported.

The labeled standard recoveries for all QC and field samples were within the acceptance criteria.

TABLE OF CONTENTS

Case Narrative.....	1
Table of Contents.....	3
Sample Inventory.....	4
Analytical Results.....	5
Qualifiers.....	16
Certifications.....	17
Sample Receipt.....	18
Extraction Information.....	20
Sample Data - Modified EPA Method 537.....	29
IIS Areas, IBs and CCVs.....	149
ICAL with ICV and IB.....	287

Sample Inventory Report

Vista Sample ID	Client Sample ID	Sampled	Received	Components/Containers
1701828-01	IR03-MW042-C1-17D	29-Nov-17 12:20	30-Nov-17 14:35	HDPE Bottle, 250 mL HDPE Bottle, 250 mL
1701828-02	IR03-MW049-C1-17D	29-Nov-17 12:25	30-Nov-17 14:35	HDPE Bottle, 250 mL HDPE Bottle, 250 mL
1701828-03	IR03-MW103-C1-17D	29-Nov-17 09:58	30-Nov-17 14:35	HDPE Bottle, 250 mL HDPE Bottle, 250 mL
1701828-04	IR03-MW104-C2-17D	29-Nov-17 10:05	30-Nov-17 14:35	HDPE Bottle, 250 mL HDPE Bottle, 250 mL
1701828-05	IR03-MW116-Y-17D	29-Nov-17 15:30	30-Nov-17 14:35	HDPE Bottle, 250 mL HDPE Bottle, 250 mL
1701828-06	IR03-MW116P-Y-17D	29-Nov-17 15:35	30-Nov-17 14:35	HDPE Bottle, 250 mL HDPE Bottle, 250 mL

ANALYTICAL RESULTS

Sample ID: Method Blank						Modified EPA Method 537					
Client Data					Laboratory Data						
Name:	CH2M Hill	Matrix:	Aqueous	Lab Sample:	B7L0028-BLK1	Column:	BEH C18				
Project:	NNSY OU7 WE58										
Analyte	Conc. (ng/L)	DL	LOD	LOQ	Qualifiers	Batch	Extracted	Samp Size	Analyzed	Dilution	
PFOS	ND	0.807	5.00	8.00		B7L0028	07-Dec-17	0.125 L	12-Jan-18 02:09	1	
Labeled Standards	Type	% Recovery	Limits	Qualifiers	Batch	Extracted	Samp Size	Analyzed	Dilution		
13C8-PFOS	IS	70.5	50 - 150		B7L0028	07-Dec-17	0.125 L	12-Jan-18 02:09	1		

DL - Detection Limit

LOD - Limit of Detection
LOQ - Limit of quantitation

LCL-UCL- Lower control limit - upper control limit
Results reported to the DL.

When reported, PFHxS, PFOA and PFOS include both linear and branched isomers.
Only the linear isomer is reported for all other analytes.

Sample ID: LCSD										Modified EPA Method 537					
Name: CH2M Hill				Lab Sample: B7L0028-BS1/B7L0028-BSD1						Date Extracted: 07-Dec-17					
Project: NNSY OU7 WE58				QC Batch: B7L0028				Column: BEH C18							
Matrix: Aqueous				Samp Size: 0.125/0.125 L											
Analyte	LCS (ng/L)	LCS Spike Amt	LCS % Rec	LCS Quals	LCSD (ng/L)	LCSD Spike Amt	LCSD % Rec	RPD	LCSD Quals	%Rec Limits	RPD Limits	LCS Analyzed	LCS Dil	LCSD Analyzed	LCSD Dil
PFOS	90.1	80.0	113		104	80.0	130	14.3		70-130	200	12-Jan-18 01:35	1	12-Jan-18 01:47	1
Labeled Standards	Type		LCS % Rec	LCS Quals			LCSD % Rec		LCSD Quals	Limits		LCS Analyzed	LCS Dil	LCSD Analyzed	LCSD Dil
13C8-PFOS	IS		79.8				79.0			50-150		12-Jan-18 01:35	1	12-Jan-18 01:47	1

Sample ID: Method Blank **Modified EPA Method 537**

Client Data				Laboratory Data						
Name:	CH2M Hill	Matrix:	Aqueous	Lab Sample:	B7L0209-BLK1	Column:	BEH C18			
Project:	NNSY OU7 WE58									

Analyte	Conc. (ng/L)	DL	LOD	LOQ	Qualifiers	Batch	Extracted	Samp Size	Analyzed	Dilution
PFBS	ND	0.895	2.50	4.00		B7L0209	30-Dec-17	0.250 L	06-Jan-18 21:04	1
PFHxA	ND	1.09	2.50	4.00		B7L0209	30-Dec-17	0.250 L	06-Jan-18 21:04	1
PFHpA	ND	0.296	2.50	4.00		B7L0209	30-Dec-17	0.250 L	06-Jan-18 21:04	1
PFHxS	ND	0.474	2.50	4.00		B7L0209	30-Dec-17	0.250 L	06-Jan-18 21:04	1
PFOA	ND	0.326	2.50	4.00		B7L0209	30-Dec-17	0.250 L	06-Jan-18 21:04	1
PFOS	ND	0.404	2.50	4.00		B7L0209	30-Dec-17	0.250 L	04-Jan-18 01:20	1
PFNA	ND	0.405	2.50	4.00		B7L0209	30-Dec-17	0.250 L	06-Jan-18 21:04	1
PFDA	ND	0.745	2.50	4.00		B7L0209	30-Dec-17	0.250 L	06-Jan-18 21:04	1
MeFOSAA	ND	0.825	2.50	4.00		B7L0209	30-Dec-17	0.250 L	06-Jan-18 21:04	1
PFOxA	ND	0.525	2.50	4.00		B7L0209	30-Dec-17	0.250 L	06-Jan-18 21:04	1
EtFOSAA	ND	0.685	2.50	4.00		B7L0209	30-Dec-17	0.250 L	06-Jan-18 21:04	1
PFOxA	ND	0.396	2.50	4.00		B7L0209	30-Dec-17	0.250 L	06-Jan-18 21:04	1
PFTeDA	ND	0.247	2.50	4.00		B7L0209	30-Dec-17	0.250 L	06-Jan-18 21:04	1
PFTeDA	ND	0.378	2.50	4.00		B7L0209	30-Dec-17	0.250 L	06-Jan-18 21:04	1

Labeled Standards	Type	% Recovery	Limits	Qualifiers	Batch	Extracted	Samp Size	Analyzed	Dilution
13C3-PFBS	IS	98.7	50 - 150		B7L0209	30-Dec-17	0.250 L	06-Jan-18 21:04	1
13C2-PFHxA	IS	92.8	50 - 150		B7L0209	30-Dec-17	0.250 L	06-Jan-18 21:04	1
13C4-PFHpA	IS	107	50 - 150		B7L0209	30-Dec-17	0.250 L	06-Jan-18 21:04	1
18O2-PFHxS	IS	78.6	50 - 150		B7L0209	30-Dec-17	0.250 L	06-Jan-18 21:04	1
13C2-PFOA	IS	90.1	50 - 150		B7L0209	30-Dec-17	0.250 L	06-Jan-18 21:04	1
13C8-PFOS	IS	86.4	50 - 150		B7L0209	30-Dec-17	0.250 L	04-Jan-18 01:20	1
13C5-PFNA	IS	80.6	50 - 150		B7L0209	30-Dec-17	0.250 L	06-Jan-18 21:04	1
13C2-PFDA	IS	70.4	50 - 150		B7L0209	30-Dec-17	0.250 L	06-Jan-18 21:04	1
d3-MeFOSAA	IS	62.0	50 - 150		B7L0209	30-Dec-17	0.250 L	06-Jan-18 21:04	1
13C2-PFOxA	IS	62.0	50 - 150		B7L0209	30-Dec-17	0.250 L	06-Jan-18 21:04	1
d5-EtFOSAA	IS	55.7	50 - 150		B7L0209	30-Dec-17	0.250 L	06-Jan-18 21:04	1
13C2-PFOxA	IS	66.5	50 - 150		B7L0209	30-Dec-17	0.250 L	06-Jan-18 21:04	1
13C2-PFTeDA	IS	67.7	50 - 150		B7L0209	30-Dec-17	0.250 L	06-Jan-18 21:04	1

DL - Detection Limit

LOD - Limit of Detection
LOQ - Limit of quantitation

LCL-UCL- Lower control limit - upper control limit
Results reported to the DL.

When reported, PFHxS, PFOA and PFOS include both linear and branched isomers.
Only the linear isomer is reported for all other analytes.

Sample ID: LCSD **Modified EPA Method 537**

Name: CH2M Hill	Lab Sample: B7L0209-BS1/B7L0209-BSD1	Date Extracted: 30-Dec-17	30-Dec-17
Project: NNSY OU7 WE58	QC Batch: B7L0209	Column: BEH C18	
Matrix: Aqueous	Samp Size: 0.250/0.250 L		

Analyte	LCS (ng/L)	LCS Spike Amt	LCS % Rec	LCS Quals	LCSD (ng/L)	LCSD Spike Amt	LCSD % Rec	RPD	LCSD Quals	%Rec Limits	RPD Limits	LCS Analyzed	LCS Dil	LCSD Analyzed	LCSD Dil
PFBS	34.6	40.0	86.5		43.0	40.0	108	21.7		70-130	200	06-Jan-18 20:30	1	06-Jan-18 20:41	1
PFHxA	39.0	40.0	97.5		40.9	40.0	102	4.75		70-130	200	06-Jan-18 20:30	1	06-Jan-18 20:41	1
PFHpA	36.4	40.0	90.9		35.1	40.0	87.8	3.46		70-130	200	06-Jan-18 20:30	1	06-Jan-18 20:41	1
PFHxS	29.3	40.0	73.2		33.2	40.0	82.9	12.4		70-130	200	06-Jan-18 20:30	1	06-Jan-18 20:41	1
PFOA	34.7	40.0	86.7		36.4	40.0	91.0	4.78		70-130	200	06-Jan-18 20:30	1	06-Jan-18 20:41	1
PFOS	29.1	40.0	72.8		45.8	40.0	114	44.5		70-130	200	04-Jan-18 00:47	1	04-Jan-18 00:58	1
PFNA	30.6	40.0	76.6		32.8	40.0	82.0	6.91		70-130	200	06-Jan-18 20:30	1	06-Jan-18 20:41	1
PFDA	39.9	40.0	99.8		34.0	40.0	85.0	16.0		70-130	200	06-Jan-18 20:30	1	06-Jan-18 20:41	1
MeFOSAA	36.1	40.0	90.3		34.0	40.0	85.0	6.11		70-130	200	06-Jan-18 20:30	1	06-Jan-18 20:41	1
PFUnA	39.1	40.0	97.8		37.0	40.0	92.6	5.48		70-130	200	06-Jan-18 20:30	1	06-Jan-18 20:41	1
EtFOSAA	33.4	40.0	83.4		40.1	40.0	100	18.3		70-130	200	06-Jan-18 20:30	1	06-Jan-18 20:41	1
PfDoA	36.3	40.0	90.7		41.2	40.0	103	12.6		70-130	200	06-Jan-18 20:30	1	06-Jan-18 20:41	1
PFTrDA	36.1	40.0	90.3		38.6	40.0	96.4	6.56		60-130	200	06-Jan-18 20:30	1	06-Jan-18 20:41	1
PFTeDA	33.4	40.0	83.5		32.1	40.0	80.3	3.90		70-130	200	06-Jan-18 20:30	1	06-Jan-18 20:41	1

Labeled Standards	Type	LCS % Rec	LCS Quals	LCSD % Rec	LCSD Quals	Limits	LCS Analyzed	LCS Dil	LCSD Analyzed	LCSD Dil
13C3-PFBS	IS	109		97.4		50-150	06-Jan-18 20:30	1	06-Jan-18 20:41	1
13C2-PFHxA	IS	98.5		101		50-150	06-Jan-18 20:30	1	06-Jan-18 20:41	1
13C4-PFHpA	IS	102		104		50-150	06-Jan-18 20:30	1	06-Jan-18 20:41	1
18O2-PFHxS	IS	108		84.1		50-150	06-Jan-18 20:30	1	06-Jan-18 20:41	1
13C2-PFOA	IS	94.5		87.6		50-150	06-Jan-18 20:30	1	06-Jan-18 20:41	1
13C8-PFOS	IS	98.7		92.1		50-150	04-Jan-18 00:47	1	04-Jan-18 00:58	1
13C5-PFNA	IS	91.9		83.0		50-150	06-Jan-18 20:30	1	06-Jan-18 20:41	1
13C2-PFDA	IS	78.4		81.6		50-150	06-Jan-18 20:30	1	06-Jan-18 20:41	1
d3-MeFOSAA	IS	84.3		74.9		50-150	06-Jan-18 20:30	1	06-Jan-18 20:41	1
13C2-PFUnA	IS	80.0		82.5		50-150	06-Jan-18 20:30	1	06-Jan-18 20:41	1
d5-EtFOSAA	IS	96.2		63.2		50-150	06-Jan-18 20:30	1	06-Jan-18 20:41	1
13C2-PFDoA	IS	96.8		74.0		50-150	06-Jan-18 20:30	1	06-Jan-18 20:41	1
13C2-PFTeDA	IS	101		86.9		50-150	06-Jan-18 20:30	1	06-Jan-18 20:41	1

Sample ID: IR03-MW042-C1-17D

Modified EPA Method 537

Client Data				Laboratory Data			
Name:	CH2M Hill	Matrix:	Groundwater	Lab Sample:	1701828-01	Column:	BEH C18
Project:	NNSY OU7 WE58	Date Collected:	29-Nov-17 12:20	Date Received:	30-Nov-17 14:35		

Analyte	Conc. (ng/L)	DL	LOD	LOQ	Qualifiers	Batch	Extracted	Samp Size	Analyzed	Dilution
PFBS	148	0.892	2.49	3.99		B7L0209	30-Dec-17	0.251 L	09-Jan-18 02:50	1
PFHxA	933	1.09	2.49	3.99		B7L0209	30-Dec-17	0.251 L	09-Jan-18 02:50	1
PFHpA	153	0.295	2.49	3.99		B7L0209	30-Dec-17	0.251 L	09-Jan-18 02:50	1
PFHxS	3440	9.44	49.8	79.7	D	B7L0209	30-Dec-17	0.251 L	09-Jan-18 03:46	20
PFOA	5800	6.49	49.8	79.7	D	B7L0209	30-Dec-17	0.251 L	09-Jan-18 03:46	20
PFOS	18200	40.3	250	400	D	B7L0028	07-Dec-17	0.0500 L	12-Jan-18 02:20	20
PFNA	28.6	0.404	2.49	3.99		B7L0209	30-Dec-17	0.251 L	09-Jan-18 02:50	1
PFDA	9.28	0.743	2.49	3.99		B7L0209	30-Dec-17	0.251 L	09-Jan-18 02:50	1
MeFOSAA	ND	0.822	2.49	3.99		B7L0209	30-Dec-17	0.251 L	09-Jan-18 02:50	1
PFUnA	ND	0.523	2.49	3.99		B7L0209	30-Dec-17	0.251 L	09-Jan-18 02:50	1
EtFOSAA	ND	0.683	2.49	3.99		B7L0209	30-Dec-17	0.251 L	09-Jan-18 02:50	1
PFDoA	ND	0.395	2.49	3.99		B7L0209	30-Dec-17	0.251 L	09-Jan-18 02:50	1
PFTrDA	ND	0.246	2.49	3.99		B7L0209	30-Dec-17	0.251 L	09-Jan-18 02:50	1
PFTeDA	ND	0.376	2.49	3.99		B7L0209	30-Dec-17	0.251 L	09-Jan-18 02:50	1

Labeled Standards	Type	% Recovery	Limits	Qualifiers	Batch	Extracted	Samp Size	Analyzed	Dilution
13C3-PFBS	IS	101	50 - 150		B7L0209	30-Dec-17	0.251 L	09-Jan-18 02:50	1
13C2-PFHxA	IS	95.1	50 - 150		B7L0209	30-Dec-17	0.251 L	09-Jan-18 02:50	1
13C4-PFHpA	IS	97.6	50 - 150		B7L0209	30-Dec-17	0.251 L	09-Jan-18 02:50	1
18O2-PFHxS	IS	124	50 - 150	D	B7L0209	30-Dec-17	0.251 L	09-Jan-18 03:46	20
13C2-PFOA	IS	99.9	50 - 150	D	B7L0209	30-Dec-17	0.251 L	09-Jan-18 03:46	20
13C8-PFOS	IS	90.1	50 - 150	D	B7L0028	07-Dec-17	0.0500 L	12-Jan-18 02:20	20
13C5-PFNA	IS	88.4	50 - 150		B7L0209	30-Dec-17	0.251 L	09-Jan-18 02:50	1
13C2-PFDA	IS	106	50 - 150		B7L0209	30-Dec-17	0.251 L	09-Jan-18 02:50	1
d3-MeFOSAA	IS	79.9	50 - 150		B7L0209	30-Dec-17	0.251 L	09-Jan-18 02:50	1
13C2-PFUnA	IS	71.9	50 - 150		B7L0209	30-Dec-17	0.251 L	09-Jan-18 02:50	1
d5-EtFOSAA	IS	82.8	50 - 150		B7L0209	30-Dec-17	0.251 L	09-Jan-18 02:50	1
13C2-PFDoA	IS	82.6	50 - 150		B7L0209	30-Dec-17	0.251 L	09-Jan-18 02:50	1
13C2-PFTeDA	IS	82.9	50 - 150		B7L0209	30-Dec-17	0.251 L	09-Jan-18 02:50	1

DL - Detection Limit

LOD - Limit of Detection
LOQ - Limit of quantitation

LCL-UCL- Lower control limit - upper control limit
Results reported to the DL.

When reported, PFHxS, PFOA and PFOS include both linear and branched isomers.
Only the linear isomer is reported for all other analytes.

Sample ID: IR03-MW049-C1-17D

Modified EPA Method 537

Client Data				Laboratory Data			
Name:	CH2M Hill	Matrix:	Groundwater	Lab Sample:	1701828-02	Column:	BEH C18
Project:	NNSY OU7 WE58	Date Collected:	29-Nov-17 12:25	Date Received:	30-Nov-17 14:35		

Analyte	Conc. (ng/L)	DL	LOD	LOQ	Qualifiers	Batch	Extracted	Samp Size	Analyzed	Dilution
PFBS	313	0.894	2.50	3.99		B7L0209	30-Dec-17	0.250 L	07-Jan-18 00:36	1
PFHxA	761	1.09	2.50	3.99		B7L0209	30-Dec-17	0.250 L	07-Jan-18 00:36	1
PFHpA	305	0.295	2.50	3.99		B7L0209	30-Dec-17	0.250 L	07-Jan-18 00:36	1
PFHxS	491	0.473	2.50	3.99		B7L0209	30-Dec-17	0.250 L	07-Jan-18 00:36	1
PFOA	683	0.325	2.50	3.99		B7L0209	30-Dec-17	0.250 L	19-Jan-18 13:08	1
PFOS	2450	4.03	25.0	39.9	D	B7L0209	30-Dec-17	0.250 L	09-Jan-18 03:57	10
PFNA	120	0.404	2.50	3.99		B7L0209	30-Dec-17	0.250 L	07-Jan-18 00:36	1
PFDA	1.48	0.744	2.50	3.99	J	B7L0209	30-Dec-17	0.250 L	07-Jan-18 00:36	1
MeFOSAA	ND	0.824	2.50	3.99		B7L0209	30-Dec-17	0.250 L	07-Jan-18 00:36	1
PFUnA	ND	0.524	2.50	3.99		B7L0209	30-Dec-17	0.250 L	07-Jan-18 00:36	1
EtFOSAA	ND	0.684	2.50	3.99		B7L0209	30-Dec-17	0.250 L	07-Jan-18 00:36	1
PFDoA	ND	0.395	2.50	3.99		B7L0209	30-Dec-17	0.250 L	07-Jan-18 00:36	1
PFTrDA	ND	0.247	2.50	3.99		B7L0209	30-Dec-17	0.250 L	07-Jan-18 00:36	1
PFTeDA	ND	0.377	2.50	3.99		B7L0209	30-Dec-17	0.250 L	07-Jan-18 00:36	1

Labeled Standards	Type	% Recovery	Limits	Qualifiers	Batch	Extracted	Samp Size	Analyzed	Dilution
13C3-PFBS	IS	95.2	50 - 150		B7L0209	30-Dec-17	0.250 L	07-Jan-18 00:36	1
13C2-PFHxA	IS	93.6	50 - 150		B7L0209	30-Dec-17	0.250 L	07-Jan-18 00:36	1
13C4-PFHpA	IS	87.4	50 - 150		B7L0209	30-Dec-17	0.250 L	07-Jan-18 00:36	1
18O2-PFHxS	IS	86.6	50 - 150		B7L0209	30-Dec-17	0.250 L	07-Jan-18 00:36	1
13C2-PFOA	IS	99.1	50 - 150		B7L0209	30-Dec-17	0.250 L	19-Jan-18 13:08	1
13C8-PFOS	IS	129	50 - 150	D	B7L0209	30-Dec-17	0.250 L	09-Jan-18 03:57	10
13C5-PFNA	IS	84.3	50 - 150		B7L0209	30-Dec-17	0.250 L	07-Jan-18 00:36	1
13C2-PFDA	IS	73.8	50 - 150		B7L0209	30-Dec-17	0.250 L	07-Jan-18 00:36	1
d3-MeFOSAA	IS	69.3	50 - 150		B7L0209	30-Dec-17	0.250 L	07-Jan-18 00:36	1
13C2-PFUnA	IS	84.0	50 - 150		B7L0209	30-Dec-17	0.250 L	07-Jan-18 00:36	1
d5-EtFOSAA	IS	66.3	50 - 150		B7L0209	30-Dec-17	0.250 L	07-Jan-18 00:36	1
13C2-PFDoA	IS	60.0	50 - 150		B7L0209	30-Dec-17	0.250 L	07-Jan-18 00:36	1
13C2-PFTeDA	IS	51.3	50 - 150		B7L0209	30-Dec-17	0.250 L	07-Jan-18 00:36	1

DL - Detection Limit

LOD - Limit of Detection
LOQ - Limit of quantitation

LCL-UCL- Lower control limit - upper control limit
Results reported to the DL.

When reported, PFHxS, PFOA and PFOS include both linear and branched isomers.
Only the linear isomer is reported for all other analytes.

Sample ID: IR03-MW103-C1-17D

Modified EPA Method 537

Client Data				Laboratory Data			
Name:	CH2M Hill	Matrix:	Groundwater	Lab Sample:	1701828-03	Column:	BEH C18
Project:	NNSY OU7 WE58	Date Collected:	29-Nov-17 09:58	Date Received:	30-Nov-17 14:35		

Analyte	Conc. (ng/L)	DL	LOD	LOQ	Qualifiers	Batch	Extracted	Samp Size	Analyzed	Dilution
PFBS	1010	17.6	49.0	78.5	D	B7L0209	30-Dec-17	0.255 L	09-Jan-18 04:09	20
PFHxA	3200	21.4	49.0	78.5	D	B7L0209	30-Dec-17	0.255 L	09-Jan-18 04:09	20
PFHpA	545	0.290	2.45	3.93		B7L0209	30-Dec-17	0.255 L	09-Jan-18 03:02	1
PFHxS	10800	9.29	49.0	78.5	D	B7L0209	30-Dec-17	0.255 L	09-Jan-18 04:09	20
PFOA	8350	6.39	49.0	78.5	D	B7L0209	30-Dec-17	0.255 L	09-Jan-18 04:09	20
PFOS	13500	40.3	250	400	D	B7L0028	07-Dec-17	0.0500 L	12-Jan-18 02:31	20
PFNA	29.5	0.397	2.45	3.93		B7L0209	30-Dec-17	0.255 L	09-Jan-18 03:02	1
PFDA	5.99	0.731	2.45	3.93		B7L0209	30-Dec-17	0.255 L	09-Jan-18 03:02	1
MeFOSAA	ND	0.810	2.45	3.93		B7L0209	30-Dec-17	0.255 L	09-Jan-18 03:02	1
PFUnA	ND	0.515	2.45	3.93		B7L0209	30-Dec-17	0.255 L	09-Jan-18 03:02	1
EtFOSAA	ND	0.672	2.45	3.93		B7L0209	30-Dec-17	0.255 L	09-Jan-18 03:02	1
PFDoA	ND	0.389	2.45	3.93		B7L0209	30-Dec-17	0.255 L	09-Jan-18 03:02	1
PFTrDA	ND	0.242	2.45	3.93		B7L0209	30-Dec-17	0.255 L	09-Jan-18 03:02	1
PFTeDA	ND	0.370	2.45	3.93		B7L0209	30-Dec-17	0.255 L	09-Jan-18 03:02	1

Labeled Standards	Type	% Recovery	Limits	Qualifiers	Batch	Extracted	Samp Size	Analyzed	Dilution
13C3-PFBS	IS	98.8	50 - 150	D	B7L0209	30-Dec-17	0.255 L	09-Jan-18 04:09	20
13C2-PFHxA	IS	97.2	50 - 150	D	B7L0209	30-Dec-17	0.255 L	09-Jan-18 04:09	20
13C4-PFHpA	IS	105	50 - 150		B7L0209	30-Dec-17	0.255 L	09-Jan-18 03:02	1
18O2-PFHxS	IS	65.3	50 - 150	D	B7L0209	30-Dec-17	0.255 L	09-Jan-18 04:09	20
13C2-PFOA	IS	115	50 - 150	D	B7L0209	30-Dec-17	0.255 L	09-Jan-18 04:09	20
13C8-PFOS	IS	84.3	50 - 150	D	B7L0028	07-Dec-17	0.0500 L	12-Jan-18 02:31	20
13C5-PFNA	IS	106	50 - 150		B7L0209	30-Dec-17	0.255 L	09-Jan-18 03:02	1
13C2-PFDA	IS	94.5	50 - 150		B7L0209	30-Dec-17	0.255 L	09-Jan-18 03:02	1
d3-MeFOSAA	IS	75.1	50 - 150		B7L0209	30-Dec-17	0.255 L	09-Jan-18 03:02	1
13C2-PFUnA	IS	76.7	50 - 150		B7L0209	30-Dec-17	0.255 L	09-Jan-18 03:02	1
d5-EtFOSAA	IS	73.3	50 - 150		B7L0209	30-Dec-17	0.255 L	09-Jan-18 03:02	1
13C2-PFDoA	IS	81.3	50 - 150		B7L0209	30-Dec-17	0.255 L	09-Jan-18 03:02	1
13C2-PFTeDA	IS	93.7	50 - 150		B7L0209	30-Dec-17	0.255 L	09-Jan-18 03:02	1

DL - Detection Limit

LOD - Limit of Detection
LOQ - Limit of quantitation

LCL-UCL- Lower control limit - upper control limit
Results reported to the DL.

When reported, PFHxS, PFOA and PFOS include both linear and branched isomers.
Only the linear isomer is reported for all other analytes.

Sample ID: IR03-MW104-C2-17D

Modified EPA Method 537

Client Data				Laboratory Data			
Name:	CH2M Hill	Matrix:	Groundwater	Lab Sample:	1701828-04	Column:	BEH C18
Project:	NNSY OU7 WE58	Date Collected:	29-Nov-17 10:05	Date Received:	30-Nov-17 14:35		

Analyte	Conc. (ng/L)	DL	LOD	LOQ	Qualifiers	Batch	Extracted	Samp Size	Analyzed	Dilution
PFBS	29.8	0.880	2.46	3.93		B7L0209	30-Dec-17	0.254 L	09-Jan-18 03:24	1
PFHxA	104	1.07	2.46	3.93		B7L0209	30-Dec-17	0.254 L	09-Jan-18 03:24	1
PFHpA	15.6	0.290	2.46	3.93		B7L0209	30-Dec-17	0.254 L	09-Jan-18 03:24	1
PFHxS	152	0.465	2.46	3.93		B7L0209	30-Dec-17	0.254 L	09-Jan-18 03:24	1
PFOA	215	0.320	2.46	3.93		B7L0209	30-Dec-17	0.254 L	09-Jan-18 03:24	1
PFOS	89.0	0.397	2.46	3.93		B7L0209	30-Dec-17	0.254 L	04-Jan-18 05:15	1
PFNA	ND	0.398	2.46	3.93		B7L0209	30-Dec-17	0.254 L	09-Jan-18 03:24	1
PFDA	ND	0.732	2.46	3.93		B7L0209	30-Dec-17	0.254 L	09-Jan-18 03:24	1
MeFOSAA	ND	0.811	2.46	3.93		B7L0209	30-Dec-17	0.254 L	09-Jan-18 03:24	1
PFUnA	ND	0.516	2.46	3.93		B7L0209	30-Dec-17	0.254 L	09-Jan-18 03:24	1
EtFOSAA	ND	0.673	2.46	3.93		B7L0209	30-Dec-17	0.254 L	09-Jan-18 03:24	1
PFDoA	ND	0.389	2.46	3.93		B7L0209	30-Dec-17	0.254 L	09-Jan-18 03:24	1
PFTrDA	ND	0.243	2.46	3.93		B7L0209	30-Dec-17	0.254 L	09-Jan-18 03:24	1
PFTeDA	ND	0.371	2.46	3.93		B7L0209	30-Dec-17	0.254 L	09-Jan-18 03:24	1

Labeled Standards	Type	% Recovery	Limits	Qualifiers	Batch	Extracted	Samp Size	Analyzed	Dilution
13C3-PFBS	IS	94.7	50 - 150		B7L0209	30-Dec-17	0.254 L	09-Jan-18 03:24	1
13C2-PFHxA	IS	103	50 - 150		B7L0209	30-Dec-17	0.254 L	09-Jan-18 03:24	1
13C4-PFHpA	IS	101	50 - 150		B7L0209	30-Dec-17	0.254 L	09-Jan-18 03:24	1
18O2-PFHxS	IS	86.4	50 - 150		B7L0209	30-Dec-17	0.254 L	09-Jan-18 03:24	1
13C2-PFOA	IS	104	50 - 150		B7L0209	30-Dec-17	0.254 L	09-Jan-18 03:24	1
13C8-PFOS	IS	82.5	50 - 150		B7L0209	30-Dec-17	0.254 L	04-Jan-18 05:15	1
13C5-PFNA	IS	85.6	50 - 150		B7L0209	30-Dec-17	0.254 L	09-Jan-18 03:24	1
13C2-PFDA	IS	78.2	50 - 150		B7L0209	30-Dec-17	0.254 L	09-Jan-18 03:24	1
d3-MeFOSAA	IS	73.5	50 - 150		B7L0209	30-Dec-17	0.254 L	09-Jan-18 03:24	1
13C2-PFUnA	IS	91.2	50 - 150		B7L0209	30-Dec-17	0.254 L	09-Jan-18 03:24	1
d5-EtFOSAA	IS	81.3	50 - 150		B7L0209	30-Dec-17	0.254 L	09-Jan-18 03:24	1
13C2-PFDoA	IS	94.3	50 - 150		B7L0209	30-Dec-17	0.254 L	09-Jan-18 03:24	1
13C2-PFTeDA	IS	109	50 - 150		B7L0209	30-Dec-17	0.254 L	09-Jan-18 03:24	1

DL - Detection Limit

LOD - Limit of Detection
LOQ - Limit of quantitation

LCL-UCL- Lower control limit - upper control limit
Results reported to the DL.

When reported, PFHxS, PFOA and PFOS include both linear and branched isomers.
Only the linear isomer is reported for all other analytes.

Sample ID: IR03-MW116-Y-17D

Modified EPA Method 537

Client Data				Laboratory Data			
Name:	CH2M Hill	Matrix:	Groundwater	Lab Sample:	1701828-05	Column:	BEH C18
Project:	NNSY OU7 WE58	Date Collected:	29-Nov-17 15:30	Date Received:	30-Nov-17 14:35		

Analyte	Conc. (ng/L)	DL	LOD	LOQ	Qualifiers	Batch	Extracted	Samp Size	Analyzed	Dilution
PFBS	1550	18.0	50.2	80.4	D	B7L0209	30-Dec-17	0.249 L	09-Jan-18 04:20	20
PFHxA	4270	21.9	50.2	80.4	D	B7L0209	30-Dec-17	0.249 L	09-Jan-18 04:20	20
PFHpA	963	0.297	2.51	4.02		B7L0209	30-Dec-17	0.249 L	07-Jan-18 01:10	1
PFHxS	613	0.476	2.51	4.02		B7L0209	30-Dec-17	0.249 L	07-Jan-18 01:10	1
PFOA	10000	6.55	50.2	80.4	D	B7L0209	30-Dec-17	0.249 L	09-Jan-18 04:20	20
PFOS	1510	8.11	50.2	80.4	D	B7L0209	30-Dec-17	0.249 L	09-Jan-18 04:20	20
PFNA	3.84	0.407	2.51	4.02	J	B7L0209	30-Dec-17	0.249 L	07-Jan-18 01:10	1
PFDA	ND	0.749	2.51	4.02		B7L0209	30-Dec-17	0.249 L	07-Jan-18 01:10	1
MeFOSAA	ND	0.830	2.51	4.02		B7L0209	30-Dec-17	0.249 L	07-Jan-18 01:10	1
PFOA	ND	0.528	2.51	4.02		B7L0209	30-Dec-17	0.249 L	07-Jan-18 01:10	1
EtFOSAA	ND	0.689	2.51	4.02		B7L0209	30-Dec-17	0.249 L	07-Jan-18 01:10	1
PFOA	ND	0.398	2.51	4.02		B7L0209	30-Dec-17	0.249 L	07-Jan-18 01:10	1
PFOA	ND	0.248	2.51	4.02		B7L0209	30-Dec-17	0.249 L	07-Jan-18 01:10	1
PFOA	ND	0.380	2.51	4.02		B7L0209	30-Dec-17	0.249 L	07-Jan-18 01:10	1

Labeled Standards	Type	% Recovery	Limits	Qualifiers	Batch	Extracted	Samp Size	Analyzed	Dilution
13C3-PFBS	IS	121	50 - 150	D	B7L0209	30-Dec-17	0.249 L	09-Jan-18 04:20	20
13C2-PFHxA	IS	136	50 - 150	D	B7L0209	30-Dec-17	0.249 L	09-Jan-18 04:20	20
13C4-PFHpA	IS	124	50 - 150		B7L0209	30-Dec-17	0.249 L	07-Jan-18 01:10	1
18O2-PFHxS	IS	102	50 - 150		B7L0209	30-Dec-17	0.249 L	07-Jan-18 01:10	1
13C2-PFOA	IS	140	50 - 150	D	B7L0209	30-Dec-17	0.249 L	09-Jan-18 04:20	20
13C8-PFOS	IS	81.0	50 - 150	D	B7L0209	30-Dec-17	0.249 L	09-Jan-18 04:20	20
13C5-PFNA	IS	75.2	50 - 150		B7L0209	30-Dec-17	0.249 L	07-Jan-18 01:10	1
13C2-PFDA	IS	70.5	50 - 150		B7L0209	30-Dec-17	0.249 L	07-Jan-18 01:10	1
d3-MeFOSAA	IS	70.1	50 - 150		B7L0209	30-Dec-17	0.249 L	07-Jan-18 01:10	1
13C2-PFOA	IS	93.8	50 - 150		B7L0209	30-Dec-17	0.249 L	07-Jan-18 01:10	1
d5-EtFOSAA	IS	95.0	50 - 150		B7L0209	30-Dec-17	0.249 L	07-Jan-18 01:10	1
13C2-PFOA	IS	107	50 - 150		B7L0209	30-Dec-17	0.249 L	07-Jan-18 01:10	1
13C2-PFOA	IS	105	50 - 150		B7L0209	30-Dec-17	0.249 L	07-Jan-18 01:10	1

DL - Detection Limit

LOD - Limit of Detection
LOQ - Limit of quantitation

LCL-UCL- Lower control limit - upper control limit
Results reported to the DL.

When reported, PFHxS, PFOA and PFOS include both linear and branched isomers.
Only the linear isomer is reported for all other analytes.

Sample ID: IR03-MW116P-Y-17D

Modified EPA Method 537

Client Data				Laboratory Data			
Name:	CH2M Hill	Matrix:	Groundwater	Lab Sample:	1701828-06	Column:	BEH C18
Project:	NNSY OU7 WE58	Date Collected:	29-Nov-17 15:35	Date Received:	30-Nov-17 14:35		

Analyte	Conc. (ng/L)	DL	LOD	LOQ	Qualifiers	Batch	Extracted	Samp Size	Analyzed	Dilution
PFBS	1270	17.3	48.3	77.2	D	B7L0209	30-Dec-17	0.259 L	09-Jan-18 04:31	20
PFHxA	3780	21.0	48.3	77.2	D	B7L0209	30-Dec-17	0.259 L	09-Jan-18 04:31	20
PFHpA	720	0.285	2.41	3.86		B7L0209	30-Dec-17	0.259 L	09-Jan-18 03:35	1
PFHxS	4550	9.14	48.3	77.2	D	B7L0209	30-Dec-17	0.259 L	09-Jan-18 04:31	20
PFOA	11500	6.28	48.3	77.2	D	B7L0209	30-Dec-17	0.259 L	09-Jan-18 04:31	20
PFOS	1030	7.79	48.3	77.2	D	B7L0209	30-Dec-17	0.259 L	09-Jan-18 04:31	20
PFNA	1.84	0.391	2.41	3.86	J	B7L0209	30-Dec-17	0.259 L	09-Jan-18 03:35	1
PFDA	ND	0.719	2.41	3.86		B7L0209	30-Dec-17	0.259 L	09-Jan-18 03:35	1
MeFOSAA	ND	0.796	2.41	3.86		B7L0209	30-Dec-17	0.259 L	09-Jan-18 03:35	1
PFUnA	ND	0.507	2.41	3.86		B7L0209	30-Dec-17	0.259 L	09-Jan-18 03:35	1
EtFOSAA	ND	0.661	2.41	3.86		B7L0209	30-Dec-17	0.259 L	09-Jan-18 03:35	1
PFDoA	ND	0.382	2.41	3.86		B7L0209	30-Dec-17	0.259 L	09-Jan-18 03:35	1
PFTrDA	ND	0.238	2.41	3.86		B7L0209	30-Dec-17	0.259 L	09-Jan-18 03:35	1
PFTeDA	ND	0.364	2.41	3.86		B7L0209	30-Dec-17	0.259 L	09-Jan-18 03:35	1

Labeled Standards	Type	% Recovery	Limits	Qualifiers	Batch	Extracted	Samp Size	Analyzed	Dilution
13C3-PFBS	IS	99.0	50 - 150	D	B7L0209	30-Dec-17	0.259 L	09-Jan-18 04:31	20
13C2-PFHxA	IS	101	50 - 150	D	B7L0209	30-Dec-17	0.259 L	09-Jan-18 04:31	20
13C4-PFHpA	IS	109	50 - 150		B7L0209	30-Dec-17	0.259 L	09-Jan-18 03:35	1
18O2-PFHxS	IS	132	50 - 150	D	B7L0209	30-Dec-17	0.259 L	09-Jan-18 04:31	20
13C2-PFOA	IS	111	50 - 150	D	B7L0209	30-Dec-17	0.259 L	09-Jan-18 04:31	20
13C8-PFOS	IS	94.5	50 - 150	D	B7L0209	30-Dec-17	0.259 L	09-Jan-18 04:31	20
13C5-PFNA	IS	96.9	50 - 150		B7L0209	30-Dec-17	0.259 L	09-Jan-18 03:35	1
13C2-PFDA	IS	85.5	50 - 150		B7L0209	30-Dec-17	0.259 L	09-Jan-18 03:35	1
d3-MeFOSAA	IS	91.1	50 - 150		B7L0209	30-Dec-17	0.259 L	09-Jan-18 03:35	1
13C2-PFUnA	IS	87.2	50 - 150		B7L0209	30-Dec-17	0.259 L	09-Jan-18 03:35	1
d5-EtFOSAA	IS	86.7	50 - 150		B7L0209	30-Dec-17	0.259 L	09-Jan-18 03:35	1
13C2-PFDoA	IS	109	50 - 150		B7L0209	30-Dec-17	0.259 L	09-Jan-18 03:35	1
13C2-PFTeDA	IS	123	50 - 150		B7L0209	30-Dec-17	0.259 L	09-Jan-18 03:35	1

DL - Detection Limit

LOD - Limit of Detection
LOQ - Limit of quantitation

LCL-UCL- Lower control limit - upper control limit
Results reported to the DL.

When reported, PFHxS, PFOA and PFOS include both linear and branched isomers.
Only the linear isomer is reported for all other analytes.

DATA QUALIFIERS & ABBREVIATIONS

B	This compound was also detected in the method blank.
D	Dilution
E	The associated compound concentration exceeded the calibration range of the instrument.
H	Recovery and/or RPD was outside laboratory acceptance limits.
I	Chemical Interference
J	The amount detected is below the Reporting Limit/LOQ.
M	Estimated Maximum Possible Concentration. (CA Region 2 projects only)
*	See Cover Letter
Conc.	Concentration
NA	Not applicable
ND	Not Detected
TEQ	Toxic Equivalency
U	Not Detected (specific projects only)

Unless otherwise noted, solid sample results are reported in dry weight. Tissue samples are reported in wet weight.

CERTIFICATIONS

Accrediting Authority	Certificate Number
Alaska Department of Environmental Conservation	17-013
Arkansas Department of Environmental Quality	17-015-0
California Department of Health – ELAP	2892
DoD ELAP - A2LA Accredited - ISO/IEC 17025:2005	3091.01
Florida Department of Health	E87777-18
Hawaii Department of Health	N/A
Louisiana Department of Environmental Quality	01977
Maine Department of Health	2016026
Minnesota Department of Health	1322288
New Hampshire Environmental Accreditation Program	207717
New Jersey Department of Environmental Protection	CA003
New York Department of Health	11411
Oregon Laboratory Accreditation Program	4042-008
Pennsylvania Department of Environmental Protection	014
Texas Commission on Environmental Quality	T104704189-17-8
Virginia Department of General Services	9077
Washington Department of Ecology	C584
Wisconsin Department of Natural Resources	998036160

Current certificates and lists of licensed parameters are located in the Quality Assurance office and are available upon request.

TAL - W. Sacramento
EMPIRICAL LABORATORIES, LLC - CHAIN OF CUSTODY RECORD

SHIP TO: 621 Mainstream Drive, Suite 270 ♦ Nashville, TN 37228 ♦ 877-345-1113 ♦ (fax) 866-417-0548

33337

Send Results to:		Send Invoice to:		Analysis Requirements:						Lab Use Only:		
Name <u>Megan Morrison</u>		Name _____		1701828 0.0°C ERA Method 5327 Modified PFAS						VOA Headspace Y N NA		
Company <u>CH2M HILL</u>		Company _____								Field Filtered Y N NA		
Address <u>2411 Pines Corner Park</u>		Address _____								Correct Containers Y N NA		
City <u>Herndon</u>		City _____								Discrepancies Y N NA		
State, Zip <u>VA, 20171</u>		State, Zip _____								Cust. Seals Intact Y N NA		
Phone <u>(757) 403-2506</u>		Phone _____								Containers Intact Y N NA		
Fax _____		Fax _____		Airbill #: _____								
E-mail <u>megan.morrison@ch2m.com</u>		E-mail _____		CAR #: _____								
Project No./Name: <u>NNSY 07 WE58</u>				Sampler's (Signature): 								

Lab Use Only Lab #	Date/Time Sampled	Sample Description	Sample Matrix												Comments	No. of Bottles	Lab Use Only Containers/Pres.
	11/29/17 1220	IR03-MW042-C1-17D	GW	X												2	
	1225	IR03-MW049-C1-17D	GW	X												2	
	0958	IR03-MW103-C1-17D	GW	X												2	
	1005	IR03-MW104-C2-17D	GW	X												2	
	1530	IR03-MW116-Y-17D	GW	X												2	
	1535	IR03-MW116-Y-17D	GW	X												2	
		IR03-MW045-C1-17D	GW	X												2	
		IR03-MW045-C1-17D-MS	GW	X												2	
		IR03-MW045-C1-17D-SD	GW	X												2	

Sample Kit Prep'd by: (Signature) 		Date/Time 11/29/17 1700	Received By: (Signature) 	11/30/17	REMARKS: 1005 TAWD 1.6°C	Details:	
Relinquished by: (Signature) 		Date/Time 11/30/17 1435	Received By: (Signature) 	11/30/17		Page <u>1</u> of <u>1</u>	
Relinquished by: (Signature)		Date/Time	Received By: (Signature)			Cooler No. <u>1</u> of <u>1</u>	
Received for Laboratory by: (Signature)		Date/Time	Temperature			Date Shipped <u>11/29/17</u>	
						Shipped By <u>CD</u>	
						Turnaround _____	

Distribution: Original and yellow copies accompany sample shipment to laboratory; Pink retained by samplers.

Sample Log-in Checklist

 Vista Work Order #: 17018 28 TAT SJD

Samples Arrival:	Date/Time 11/30/17 1435		Initials: BAPB		Location: WR-2		
					Shelf/Rack: NA		
Logged In:	Date/Time 12/02/17 1229		Initials: BAPB		Location: WR-2		
					Shelf/Rack: B5		
Delivered By:	FedEx	UPS	On Trac	GSO	DHL	<u>Hand Delivered</u>	Other
Preservation:	<u>Ice</u>		Blue Ice		Dry Ice		None
Temp °C: 0.0 (uncorrected)			Time: 1437		Thermometer ID: IR-1 DT3		
Temp °C: 0.0 (corrected)			Probe used: Yes <input checked="" type="checkbox"/> No <input type="checkbox"/>				

		YES	NO	NA		
Adequate Sample Volume Received?		✓				
Holding Time Acceptable?		✓				
Shipping Container(s) Intact?		✓				
Shipping Custody Seals Intact?				✓		
Shipping Documentation Present?				✓		
Airbill	Trk #			✓		
Sample Container Intact?		✓				
Sample Custody Seals Intact?				✓		
Chain of Custody / Sample Documentation Present?		✓				
COC Anomaly/Sample Acceptance Form completed?			✓	✓		
If Chlorinated or Drinking Water Samples, Acceptable Preservation?				✓		
Preservation Documented:	Na ₂ S ₂ O ₃	Trizma	<u>None</u>	<u>Yes</u>	No	NA
Shipping Container	<u>Vista</u>	Client	<u>Retain</u>	Return	Dispose	

Comments:

EXTRACTION INFORMATION

Process Sheet
 Workorder: **1701828**

PRIORITY

Prep Expiration: 2017-Dec-13
 Client: CH2M Hill

Workorder Due: **29-Dec-17 00:00**

TAT: 29

Method: **537M PFAS DOD (LOQ as mRL)**
 Matrix: **Aqueous**

Prep Batch: B7LU0085

Prep Data Entered: KC 12/8/17
 Date and Initials

Version: 537 (14 Analyte)
 DoD: **DoD QSM 5.1**

Initial Sequence: _____

LabSampleID	A/B	Prep Rec	Spike Rec	ClientSampleID	Comments	Location	Container
1701828-01	A	<input checked="" type="checkbox"/>	<input checked="" type="checkbox"/>	IR03-MW042-C1-17D		WR-2 B-5	HDPE Bottle, 250 mL
1701828-02	A	<input checked="" type="checkbox"/>	<input checked="" type="checkbox"/>	IR03-MW049-C1-17D		WR-2 B-5	HDPE Bottle, 250 mL
1701828-03	A	<input checked="" type="checkbox"/>	<input checked="" type="checkbox"/>	IR03-MW103-C1-17D		WR-2 B-5	HDPE Bottle, 250 mL
1701828-04	A	<input checked="" type="checkbox"/>	<input checked="" type="checkbox"/>	IR03-MW104-C2-17D		WR-2 B-5	HDPE Bottle, 250 mL
1701828-05	A	<input checked="" type="checkbox"/>	<input checked="" type="checkbox"/>	IR03-MW116-Y-17D		WR-2 B-5	HDPE Bottle, 250 mL
1701828-06	A	<input checked="" type="checkbox"/>	<input checked="" type="checkbox"/>	IR03-MW116P-Y-17D		WR-2 B-5	HDPE Bottle, 250 mL

Pre-Prep Check Out: GRB 12.7.17
 Pre-Prep Check In: GRB 12.7.17

Prep Check Out: NA
 Prep Check In: NA

Prep Reconciled Initials/Date: GRB 12.7.17
 Spike Reconciled Initials/Date: GRB 12.7.17
 VialBoxID: Hobbes

PREPARATION BENCH SHEET

Matrix: Aqueous

Method: 537M Linear All/Branched/Total PFHxS/PFOA/

Method: 537M PFAS DOD (LOQ as mRL)

B7L0028

Chemist: JTC

Prep Date/Time: 05-Dec-17 18:31

12-7-17 1445
JTC

Prepared using: LCMS - SPE Extraction-LCMS

Cen	VISTA Sample ID	Date/Initials: <u>GRB 12-7-17</u>		Balance ID: <u>HRMS-8</u>		Bottle + Sample (g)	Bottle Only (g)	Sample Amt. (L)	IS/NS CHEM/WIT DATE	SPE	RS CHEM/WIT DATE
		pH Before	pH After	Chlorine (Cl)	Drops HCl Added						
<input type="checkbox"/>	B7L0028-BLK1	5	2	0	2	NA	NA	(0.05)	JTC HN 12-7-17	KC 12/7/17	JTC KC 12/7/17
<input type="checkbox"/>	B7L0028-BS1	5	2	0	2	↓	↓	(0.05)			
<input type="checkbox"/>	B7L0028-BSD1	5	2	0	2	↓	↓	(0.05)			
<input checked="" type="checkbox"/>	1701825-01	6	2	0	2	78.85	26.19	0.05266			
<input checked="" type="checkbox"/>	1701825-02	6	2	0	2	76.68	26.16	0.05047			
<input checked="" type="checkbox"/>	1701825-03	6	2	0	2	77.63	26.25	0.05138			
<input checked="" type="checkbox"/>	1701825-04	6	2	0	2	77.56	26.46	0.05110			
<input checked="" type="checkbox"/>	1701825-05	6	2	0	2	80.99	26.51	0.05448			
<input checked="" type="checkbox"/>	1701825-06	6	2	0	2	79.53	26.57	0.05296			
<input checked="" type="checkbox"/>	1701825-07	6	2	0	2	80.61	26.51	0.05410			
<input checked="" type="checkbox"/>	1701825-08	6	2	0	2	77.71	26.39	0.05132			
<input checked="" type="checkbox"/>	1701825-09	6	2	0	2	78.94	26.58	0.05236			
<input checked="" type="checkbox"/>	1701825-10	6	2	0	2	80.87	26.55	0.05432			
<input checked="" type="checkbox"/>	1701825-11	6	2	0	2	78.22	26.43	0.05179			
<input checked="" type="checkbox"/>	1701825-12	6	2	0	2	78.61	26.55	0.05206			
<input checked="" type="checkbox"/>	1701825-13	6	2	0	2	77.81	26.49	0.05132			

IS: 17K0822, 10µL (V1)
 IS SUP: NA
 NS: 17J1820, 10µL (V2)
 RS: 17K2508, 10µL (V5)
2
JTC 12/7/17

SPE Chem: Strata-X-33µm 200mg/mL
 Ele SOLV: MeOH: 5% NH₄OH in MeOH
 Final Volume(s) 1mL

Notes:
 (A) 50 mL WAS TAKEN FROM CENTRIFUGED SAMPLES AND PUT INTO NEW, 125ML PLASTIC CONTAINERS. HPLC WATER WAS ADDED TO EACH SAMPLE TO GET A TOTAL VOLUME OF 125ML. SAMPLE WAS THEN ACID ADJUSTED USING HCL. GRB 12-7-17

Comments: Assume 1 g = 1 mL

Cen = Centrifuged
 Work Order 1701828

PREPARATION BENCH SHEET

Matrix: Aqueous

Method: 537M Linear All/Branched/Total PFHxS/PFOA/

Method: 537M PFAS DOD (LOQ as mRL)

B7L0028

Chemist: HC
 Prep Date/Time: 05-Dec-17 18:31
12-7-17 19:45
HC

Prepared using: LCMS - SPE Extraction-LCMS

		Date/Initials: <u>GPB 12-7-17</u>				BalanceID: <u>HRMS-8</u>						
Cen	VISTA Sample ID	pH Before	pH After	Chlorine (Cl)	Drops HCl Added	Bottle + Sample (g)	Bottle Only (g)	Sample Amt. (L)	IS/NS CHEM/WIT DATE	SPE	RS CHEM/WIT DATE	
<input checked="" type="checkbox"/>	1701825-14 (A)	6	2	0	3	76.68	26.57	0.05011 50.11	<u>HC</u> <u>HN</u> 12-7-17	<u>KC</u> 12/7/17	<u>HC</u> <u>KC</u> 12/7/17	
<input checked="" type="checkbox"/>	1701828-01	6	2	0	3	76.26	26.25	0.05001 50.01	}		}	
<input checked="" type="checkbox"/>	1701828-02	6	2	0	3	76.24	26.23	0.05001 50.01				
<input checked="" type="checkbox"/>	1701828-03	6	2	0	3	76.24	26.21	0.05003 50.03				
<input checked="" type="checkbox"/>	1701828-04	6	2	0	2	80.34	26.18	0.05416 54.16				
<input checked="" type="checkbox"/>	1701828-05	6	2	0	3	76.26	26.15	0.05011 50.11				
<input checked="" type="checkbox"/>	1701828-06	6	2	0	4	80.21	26.16	0.05405 54.05		<u>KC</u> 12/8/17		

IS: <u>17K0822, 10 mL (V1)</u>	SPE Chem: <u>Strata-X-AW 33um 200mg</u>	Notes: (A) - 50mL WAS TAKEN FROM CENTRIFUGED SAMPLES AND PUT INTO NEW, 125mL PLASTIC CONTAINERS. HPLC WATER WAS ADDED TO EACH SAMPLE TO GET A TOTAL VOLUME OF 125mL. SAMPLE WAS THEN ACID ADJUSTED USING HCl. <u>GPB 12-7-17</u>
IS SUP: <u>NA</u>	Ele SOLV: <u>MeOH/.5% NH4OH in MeOH</u>	
NS: <u>17J1820, 10 mL (V2)</u>	Final Volume(s) <u>1 mL</u>	
RS: <u>17K2508, 10 mL (V5)</u> <u>2</u> <u>HC 12-7-17</u>		

Comments: Assume 1 g = 1 mL
 Cen = Centrifuged
 WORK ORDER 1701828

Batch: B7L0028

Matrix: Aqueous

LabNumber	WetWeight (Initial)	% Solids (Extraction Solids)	DryWeight	Final	Extracted	Ext By	Spike	SpikeAmount	ClientMatrix	Analysis
1701825-01	0.05266 ✓	NA	NA	1000	07-Dec-17 14:45	KLC			Aqueous	537M Linear All/Branched/
1701825-02	0.05047 ✓	T	T	1000	07-Dec-17 14:45	KLC			Aqueous	537M Linear All/Branched/
1701825-03	0.05138 ✓			1000	07-Dec-17 14:45	KLC			Aqueous	537M Linear All/Branched/
1701825-04	0.0511 ✓			1000	07-Dec-17 14:45	KLC			Aqueous	537M Linear All/Branched/
1701825-05	0.05448 ✓			1000	07-Dec-17 14:45	KLC			Aqueous	537M Linear All/Branched/
1701825-06	0.05296 ✓			1000	07-Dec-17 14:45	KLC			Aqueous	537M Linear All/Branched/
1701825-07	0.0541 ✓			1000	07-Dec-17 14:45	KLC			Aqueous	537M Linear All/Branched/
1701825-08	0.05132 ✓			1000	07-Dec-17 14:45	KLC			Aqueous	537M Linear All/Branched/
1701825-09	0.05236 ✓			1000	07-Dec-17 14:45	KLC			Aqueous	537M Linear All/Branched/
1701825-10	0.05432 ✓			1000	07-Dec-17 14:45	KLC			Aqueous	537M Linear All/Branched/
1701825-11	0.05179 ✓			1000	07-Dec-17 14:45	KLC			Aqueous	537M Linear All/Branched/
1701825-12	0.05206 ✓			1000	07-Dec-17 14:45	KLC			Aqueous	537M Linear All/Branched/
1701825-13	0.05132 ✓			1000	07-Dec-17 14:45	KLC			Aqueous	537M Linear All/Branched/
1701825-14	0.05011 ✓			1000	07-Dec-17 14:45	KLC			Aqueous	537M Linear All/Branched/
1701828-01	0.05001 ✓			1000	07-Dec-17 14:45	KLC			Groundwater	537M PFAS DOD (LOQ as
1701828-02	0.05001 ✓			1000	07-Dec-17 14:45	KLC			Groundwater	537M PFAS DOD (LOQ as
1701828-03	0.05003 ✓			1000	07-Dec-17 14:45	KLC			Groundwater	537M PFAS DOD (LOQ as
1701828-04	0.05416 ✓			1000	07-Dec-17 14:45	KLC			Groundwater	537M PFAS DOD (LOQ as
1701828-05	0.05011 ✓			1000	07-Dec-17 14:45	KLC			Groundwater	537M PFAS DOD (LOQ as
1701828-06	0.05405 ✓			1000	07-Dec-17 14:45	KLC			Groundwater	537M PFAS DOD (LOQ as
B7L0028-BLK1	0.125 ✓			1000	07-Dec-17 14:45	KLC				QC
B7L0028-BS1	0.125 ✓			1000	07-Dec-17 14:45	KLC	17J1820 ✓	10 ✓		QC
B7L0028-BSD1	0.125 ✓			1000	07-Dec-17 14:45	KLC	17J1820 ✓	10 ✓		QC

KC 12/18/17

Process Sheet
 Workorder: **1701828**

Rx

PRIORITY

Prep Expiration: 2017-Dec-13
 Client: CH2M Hill

Workorder Due: **29-Dec-17 00:00**

TAT: 29

Method: **537M PFAS DOD (LOQ as mRL)**
 Matrix: **Aqueous**

Prep Batch: B7L0209

Version: 537 (14 Analyte)
 DoD: **DoD QSM 5.1**

Prep Data Entered: GRB 1/2/18
Date and Initials

Initial Sequence: SBA0008

LabSampID	A/B	Prep Rec	Spike Rec	ClientSampleID	Comments	Location	Container
1701828-01	ⓑ	<input checked="" type="checkbox"/>	<input checked="" type="checkbox"/>	IR03-MW042-C1-17D		WR-2 B-5	HDPE Bottle, 250 mL
1701828-02	↓	<input checked="" type="checkbox"/>	<input checked="" type="checkbox"/>	IR03-MW049-C1-17D		WR-2 B-5	HDPE Bottle, 250 mL
1701828-03	↓	<input checked="" type="checkbox"/>	<input checked="" type="checkbox"/>	IR03-MW103-C1-17D		WR-2 B-5	HDPE Bottle, 250 mL
1701828-04	↓	<input checked="" type="checkbox"/>	<input checked="" type="checkbox"/>	IR03-MW104-C2-17D		WR-2 B-5	HDPE Bottle, 250 mL
1701828-05	↓	<input checked="" type="checkbox"/>	<input checked="" type="checkbox"/>	IR03-MW116-Y-17D		WR-2 B-5	HDPE Bottle, 250 mL
1701828-06	↓	<input checked="" type="checkbox"/>	<input checked="" type="checkbox"/>	IR03-MW116P-Y-17D		WR-2 B-5	HDPE Bottle, 250 mL

Pre-Prep Check Out: 12/29/17 ST
 Pre-Prep Check In: 12/29/17 ST

Prep Check Out: HC 12-30-17
 Prep Check In: NA

Prep Reconciled Initials/Date: 12/29/17 ST
 Spike Reconciled Initials/Date: HC 12-30-17
 VialBoxID: Lana Lana

PREPARATION BENCH SHEET

Matrix: Aqueous

Method: 537M Linear All/Branched/Total PFHxS/PFOA/

Method: 537M PFAS DOD (LOQ as mRL)

B7L0209

Chemist: JHC

Prep Date/Time: 28-Dec-17 12:16

12-30-17 1100
JHC

Prepared using: LCMS - SPE Extraction-LCMS

Cen	VISTA Sample ID	Date/Initials: 12/29/17 ST			Balance ID: HRMS-8			IS/NS CHEM/WIT DATE	SPE	RS CHEM/WIT DATE				
		pH Before	pH After	Chlorine (Cl)	Drops HCl Added	Bottle + Sample (g)	Bottle Only (g)				Sample Amt. (L)			
<input type="checkbox"/>	B7L0209-BLK1	5	2	0	2	N/A	N/A	0.250	JHC	HN	12-30-17	JHC	HN	12-30-17
<input type="checkbox"/>	B7L0209-BS1	5	2	0	2	↓	↓	0.250						
<input type="checkbox"/>	B7L0209-BSD1	5	2	0	2	↓	↓	0.250						
<input checked="" type="checkbox"/>	1701825-01RE1	6	2	0	4	284.93	26.36	0.25857						
<input checked="" type="checkbox"/>	1701825-02RE1	6	2	0	4	284.97	26.33	0.25864						
<input checked="" type="checkbox"/>	1701825-03RE1	6	2	0	4	285.44	26.27	0.25917						
<input checked="" type="checkbox"/>	1701825-04RE1	6	2	0	3	278.51	26.04	0.25247						
<input type="checkbox"/>	1701825-05RE1	6	2	0	3	287.26	26.66	0.26060						
<input checked="" type="checkbox"/>	1701825-06RE1	6	2	0	3	287.92	26.65	0.26127						
<input checked="" type="checkbox"/>	1701825-07RE1	6	2	0	3	287.74	26.35	0.26139						
<input type="checkbox"/>	1701825-08RE1	6	2	0	3	282.21	26.92	0.25529						
<input type="checkbox"/>	1701825-09RE1	6	2	0	3	283.43	26.65	0.25678						
<input type="checkbox"/>	1701825-10RE1	6	2	0	3	291.73	26.31	0.26542						
<input type="checkbox"/>	1701825-11RE1	6	2	0	3	289.55	26.57	0.26298						
<input checked="" type="checkbox"/>	1701825-12RE1	6	2	0	3	288.61	26.34	0.26227						
<input checked="" type="checkbox"/>	1701825-13RE1 (A)	6	2	0	4	285.71	26.52	0.25919						

IS: 17L2601, 10µL (V9)	SPE Chem: STRATA X-AW 33µm 200mg 6mL	Notes: (A) 2x centrifuged 12/29/17 ST
IS SUP: NA	Ele SOLV: 0.5% NH4OH in MeOH MeOH	
NS: 17L2103, 10µL (V4)	Final Volume(s) 1mL	
RS: 17L2332, 10µL (V9)		

Comments: Assume 1 g = 1 mL

Cen = Centrifuged

PREPARATION BENCH SHEET

Matrix: Aqueous

Method: 537M Linear All/Branched/Total PFHxS/PFOA/

Method: 537M PFAS DOD (LOQ as mRL)

B7L0209

Chemist: htc

Prep Date/Time: 28 Dec-17 12:16

1230-17 1100
htc

Prepared using: LCMS - SPE Extraction-LCMS

Date/Initials: 12/29/17 ST Balance ID: H2M5-8

Cen	VISTA Sample ID	pH Before	pH After	Chlorine (Cl)	Drops HCl Added	Bottle + Sample (g)	Bottle Only (g)	Sample Amt. (L)	IS/NS CHEM/WIT DATE	SPE	RS CHEM/WIT DATE
<input type="checkbox"/>	1701825-14RE1	6	2	0	3	278.13	26.54	0.25159	htc	htc	htc
<input checked="" type="checkbox"/>	1701828-01RE1	6	2	0	9	278.52	27.73	0.25079	htc	htc	htc
<input checked="" type="checkbox"/>	1701828-02RE1 (A)	6	2	0	8	277.40	27.05	0.25035	htc	htc	htc
<input type="checkbox"/>	1701828-03RE1	6	2	0	14	281.89	27.15	0.25974	htc	htc	htc
<input type="checkbox"/>	1701828-04RE1	6	2	0	4	282.04	27.64	0.25440	htc	htc	htc
<input type="checkbox"/>	1701828-05RE1	6	2	0	16	276.08	27.46	0.24862	htc	htc	htc
<input type="checkbox"/>	1701828-06RE1	6	2	0	17	285.93	26.91	0.25902	htc	htc	htc

IS: <u>17L2601, 10µl (V9)</u>	SPE Chem: <u>STRATA X-AW 33µm 200µg 6mL</u>	Notes: (A) 2x centrifuged 12/29/17 ST
IS SUP: <u>NA</u>	Ele SOLV: <u>0.5% NaOH in MeOH/MeOH</u>	
NS: <u>17L2103, 10µl (V4)</u>	Final Volume(s) <u>1mL</u>	
RS: <u>17L2332, 10µl (V9)</u>		

Comments: Assume 1 g = 1 mL

Cen = Centrifuged
Work Order 1701828

Batch: B7L0209

Matrix: Aqueous

LabNumber	WetWeight (Initial)	% Solids (Extraction Solids)	DryWeight	Final	Extracted	Ext By	Spike	SpikeAmount	ClientMatrix	Analysis
1701825-01RE1	0.25857 ✓	NA	NA	1000	30-Dec-17 11:00	HAC			Aqueous	537M Linear All/Branched/
1701825-02RE1	0.25864 ✓			1000	30-Dec-17 11:00	HAC			Aqueous	537M Linear All/Branched/
1701825-03RE1	0.25917 ✓			1000	30-Dec-17 11:00	HAC			Aqueous	537M Linear All/Branched/
1701825-04RE1	0.25247 ✓			1000	30-Dec-17 11:00	HAC			Aqueous	537M Linear All/Branched/
1701825-05RE1	0.2606 ✓			1000	30-Dec-17 11:00	HAC			Aqueous	537M Linear All/Branched/
1701825-06RE1	0.26127 ✓			1000	30-Dec-17 11:00	HAC			Aqueous	537M Linear All/Branched/
1701825-07RE1	0.26139 ✓			1000	30-Dec-17 11:00	HAC			Aqueous	537M Linear All/Branched/
1701825-08RE1	0.25529 ✓			1000	30-Dec-17 11:00	HAC			Aqueous	537M Linear All/Branched/
1701825-09RE1	0.25678 ✓			1000	30-Dec-17 11:00	HAC			Aqueous	537M Linear All/Branched/
1701825-10RE1	0.26542 ✓			1000	30-Dec-17 11:00	HAC			Aqueous	537M Linear All/Branched/
1701825-11RE1	0.26298 ✓			1000	30-Dec-17 11:00	HAC			Aqueous	537M Linear All/Branched/
1701825-12RE1	0.26227 ✓			1000	30-Dec-17 11:00	HAC			Aqueous	537M Linear All/Branched/
1701825-13RE1	0.25919 ✓			1000	30-Dec-17 11:00	HAC			Aqueous	537M Linear All/Branched/
1701825-14RE1	0.25159 ✓			1000	30-Dec-17 11:00	HAC			Aqueous	537M Linear All/Branched/
1701828-01RE1	0.25079 ✓			1000	30-Dec-17 11:00	HAC			Groundwater	537M PFAS DOD (LOQ as
1701828-02RE1	0.25035 ✓			1000	30-Dec-17 11:00	HAC			Groundwater	537M PFAS DOD (LOQ as
1701828-03RE1	0.25474 ✓			1000	30-Dec-17 11:00	HAC			Groundwater	537M PFAS DOD (LOQ as
1701828-04RE1	0.2544 ✓			1000	30-Dec-17 11:00	HAC			Groundwater	537M PFAS DOD (LOQ as
1701828-05RE1	0.24862 ✓			1000	30-Dec-17 11:00	HAC			Groundwater	537M PFAS DOD (LOQ as
1701828-06RE1	0.25902 ✓			1000	30-Dec-17 11:00	HAC			Groundwater	537M PFAS DOD (LOQ as
B7L0209-BLK1	0.25			1000	30-Dec-17 11:00	HAC				QC
B7L0209-BS1	0.25			1000	30-Dec-17 11:00	HAC	17L2103 ✓	10 ✓		QC
B7L0209-BSD1	0.25			1000	30-Dec-17 11:00	HAC	17L2103 ✓	10 ✓		QC

GRB 1/2/18

SAMPLE DATA – MODIFIED EPA METHOD 537

Dataset: U:\Q4.PRO\results\180111M1\180111M1-16.qld

Last Altered: Monday, January 15, 2018 09:06:56 Pacific Standard Time

Printed: Monday, January 15, 2018 09:07:18 Pacific Standard Time

Method: U:\Q4.PRO\MethDB\PFAS_FULL_80C_010818C.mdb 11 Jan 2018 15:33:36

Calibration: U:\Q4.PRO\CurveDB\C18_VAL-PFAS_Q4_01-11-18-L14.cdb 15 Jan 2018 08:38:18

Name: 180111M1_16, Date: 12-Jan-2018, Time: 02:09:21, ID: B7L0028-BLK1 Method Blank 0.125, Description: Method Blank

	# Name	Trace	Area	IS Area	Wt./Vol.	RRF	Pred.RT	RT	y Axis Resp.	Conc.	%Rec
1	14 L-PFOS	499 > 79.9		1.33e3	0.1250		4.75				
2	41 13C8-PFOS	507.0 > 79.9	1.33e3	1.60e3	0.1250	1.179	4.89	4.75	10.4	70.5	70.5
3	59 13C4-PFOS	503 > 79.9	1.60e3	1.60e3	0.1250	1.000	4.89	4.75	12.5	100	100.0
4	64 Total PFOS	499 > 79.9	0.00e0	1.33e3	0.1250		4.75		0.000		

Dataset: U:\Q4.PRO\results\180111M1\180111M1-16.qld

Last Altered: Monday, January 15, 2018 09:06:56 Pacific Standard Time

Printed: Monday, January 15, 2018 09:07:18 Pacific Standard Time

Method: U:\Q4.PRO\MethDB\PFAS_FULL_80C_010818C.mdb 11 Jan 2018 15:33:36
Calibration: U:\Q4.PRO\CurveDB\C18_VAL-PFAS_Q4_01-11-18-L14.cdb 15 Jan 2018 08:38:18

Name: 180111M1_16, Date: 12-Jan-2018, Time: 02:09:21, ID: B7L0028-BLK1 Method Blank 0.125, Description: Method Blank

Total PFOS

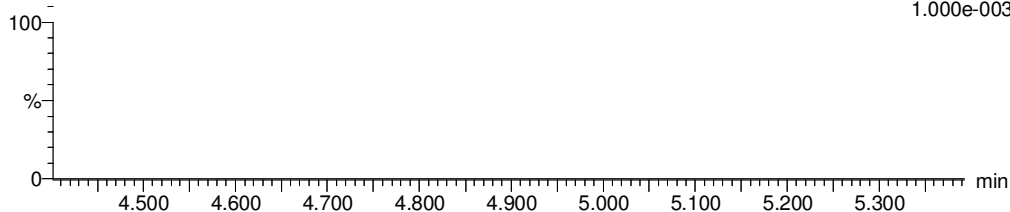
180111M1_16 Smooth(Mn,1x2)
Method Blank B7L0028-BLK1 Method Blank 0.125

F29:MRM of 2 channels,ES-
499 > 79.9
1.000e-003



180111M1_16 Smooth(Mn,1x2)
Method Blank B7L0028-BLK1 Method Blank 0.125

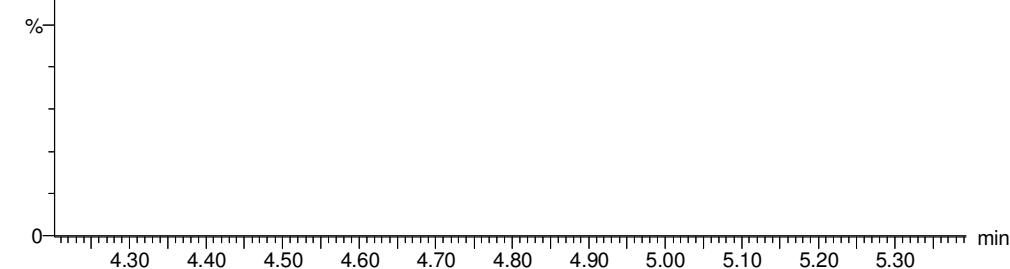
F29:MRM of 2 channels,ES-
499 > 99
1.000e-003



TCDA

180111M1_16 Smooth(Mn,1x2)
Method Blank B7L0028-BLK1 Method Blank 0.125

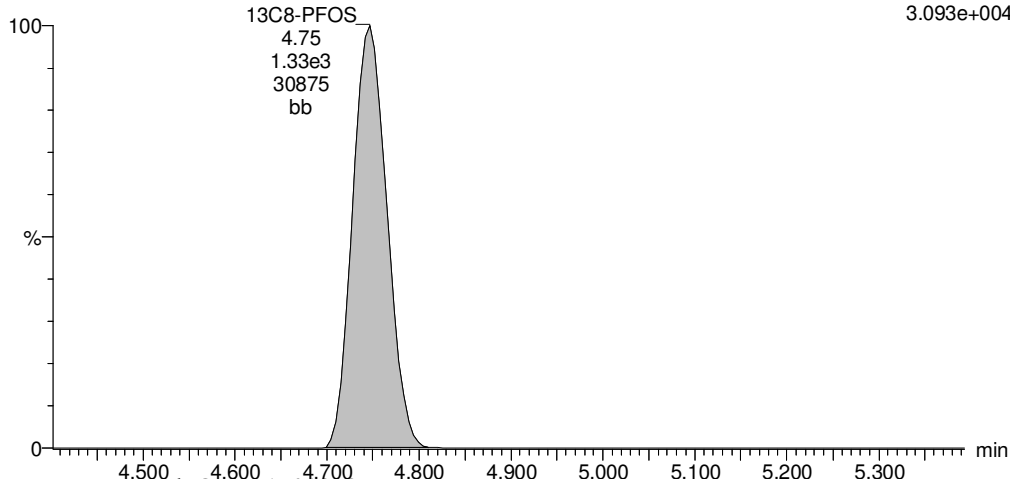
F28:MRM of 3 channels,ES-
498.3 > 106.9
1.000e-003



13C8-PFOS

180111M1_16 Smooth(Mn,1x2)
Method Blank B7L0028-BLK1 Method Blank 0.125

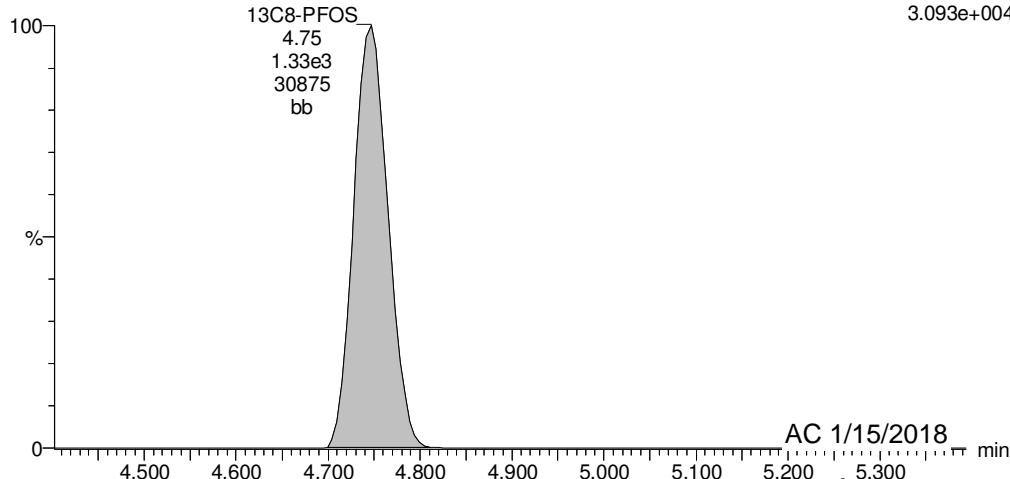
F32:MRM of 1 channel,ES-
507.0 > 79.9
3.093e+004



13C8-PFOS

180111M1_16 Smooth(Mn,1x2)
Method Blank B7L0028-BLK1 Method Blank 0.125

F32:MRM of 1 channel,ES-
507.0 > 79.9
3.093e+004



Dataset: U:\Q4.PRO\results\180111M1\180111M1-16.qld

Last Altered: Monday, January 15, 2018 09:06:56 Pacific Standard Time

Printed: Monday, January 15, 2018 09:07:18 Pacific Standard Time

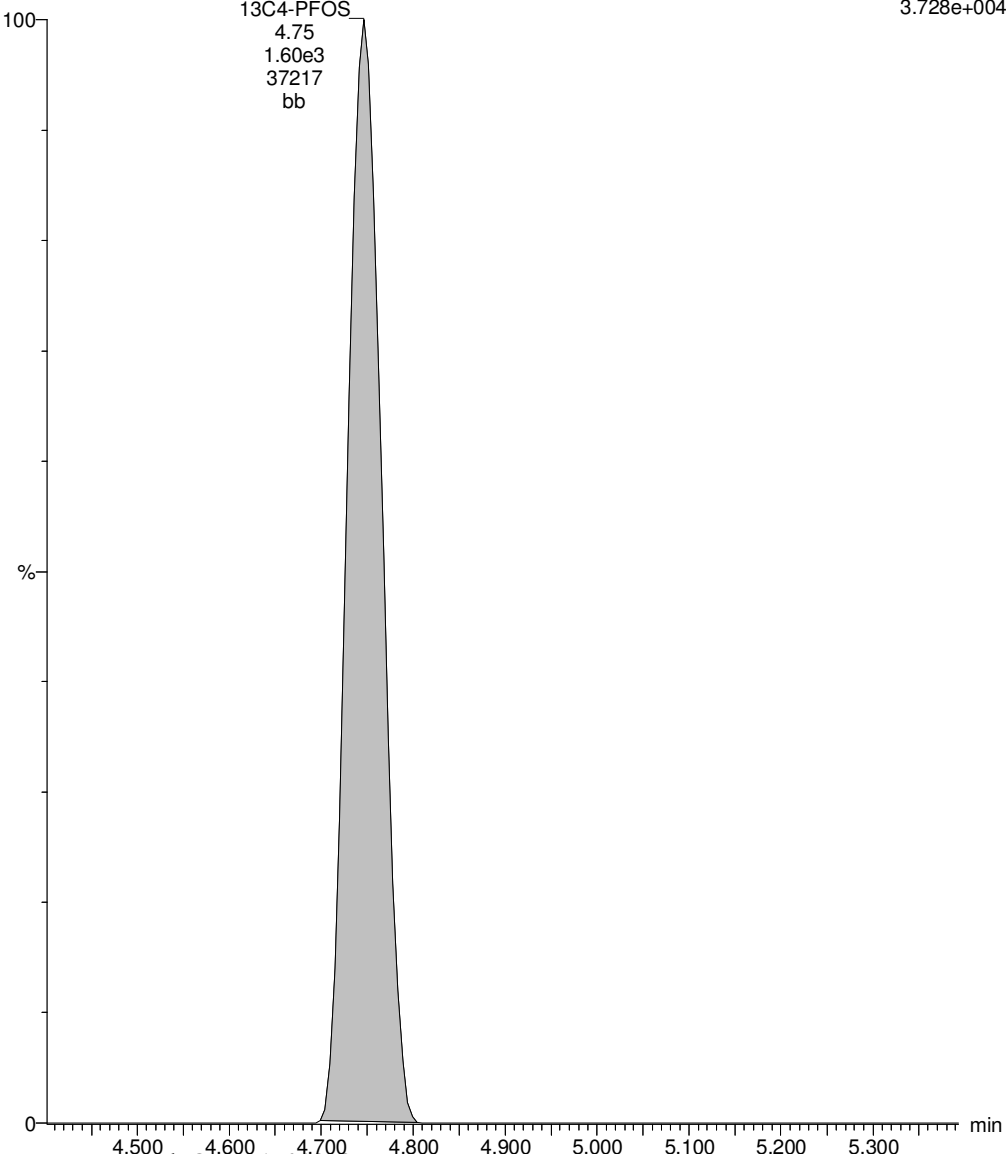
Name: 180111M1_16, Date: 12-Jan-2018, Time: 02:09:21, ID: B7L0028-BLK1 Method Blank 0.125, Description: Method Blank

13C4-PFOS

180111M1_16 Smooth(Mn,1x2)
Method Blank B7L0028-BLK1 Method Blank 0.125

F30:MRM of 1 channel,ES-
503 > 79.9
3.728e+004

13C4-PFOS
4.75
1.60e3
37217
bb



Work Order 1701828

Dataset: U:\Q4.PRO\results\180111M1\180111M1-13.qld

Last Altered: Monday, January 15, 2018 09:03:28 Pacific Standard Time

Printed: Monday, January 15, 2018 09:04:07 Pacific Standard Time

Method: U:\Q4.PRO\MethDB\PFAS_FULL_80C_010818C.mdb 11 Jan 2018 15:33:36

Calibration: U:\Q4.PRO\CurveDB\C18_VAL-PFAS_Q4_01-11-18-L14.cdb 15 Jan 2018 08:38:18

Name: 180111M1_13, Date: 12-Jan-2018, Time: 01:35:49, ID: B7L0028-BS1 OPR 0.125, Description: OPR

	# Name	Trace	Area	IS Area	Wt./Vol.	RRF	Pred.RT	RT	y Axis Resp.	Conc.	%Rec
1	14 L-PFOS	499 > 79.9	1.53e3	1.87e3	0.1250		4.75	4.75	10.2	90.1	112.6
2	41 13C8-PFOS	507.0 > 79.9	1.87e3	1.98e3	0.1250	1.179	4.89	4.74	11.8	79.8	79.8
3	59 13C4-PFOS	503 > 79.9	1.98e3	1.98e3	0.1250	1.000	4.89	4.75	12.5	100	100.0
4	64 Total PFOS	499 > 79.9	1.53e3	1.87e3	0.1250		4.75		10.2	90.1	

Dataset: U:\Q4.PRO\results\180111M1\180111M1-13.qld

Last Altered: Monday, January 15, 2018 09:03:28 Pacific Standard Time

Printed: Monday, January 15, 2018 09:04:07 Pacific Standard Time

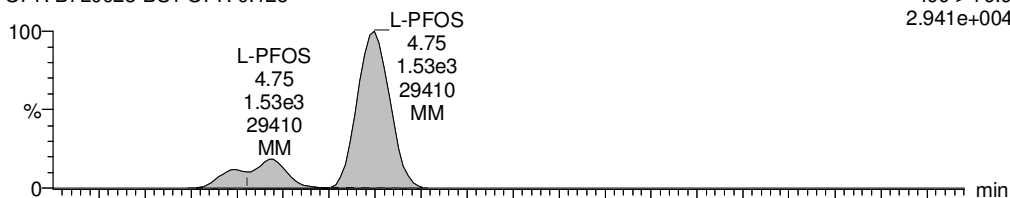
Method: U:\Q4.PRO\MethDB\PFAS_FULL_80C_010818C.mdb 11 Jan 2018 15:33:36
Calibration: U:\Q4.PRO\CurveDB\C18_VAL-PFAS_Q4_01-11-18-L14.cdb 15 Jan 2018 08:38:18

Name: 180111M1_13, Date: 12-Jan-2018, Time: 01:35:49, ID: B7L0028-BS1 OPR 0.125, Description: OPR

Total PFOS

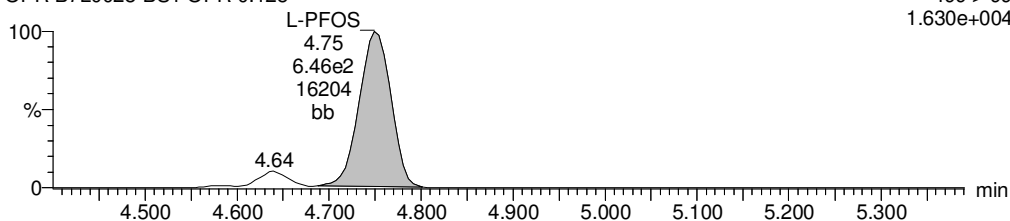
180111M1_13 Smooth(Mn,1x2)
OPR B7L0028-BS1 OPR 0.125

F29:MRM of 2 channels,ES-
499 > 79.9
2.941e+004



180111M1_13 Smooth(Mn,1x2)
OPR B7L0028-BS1 OPR 0.125

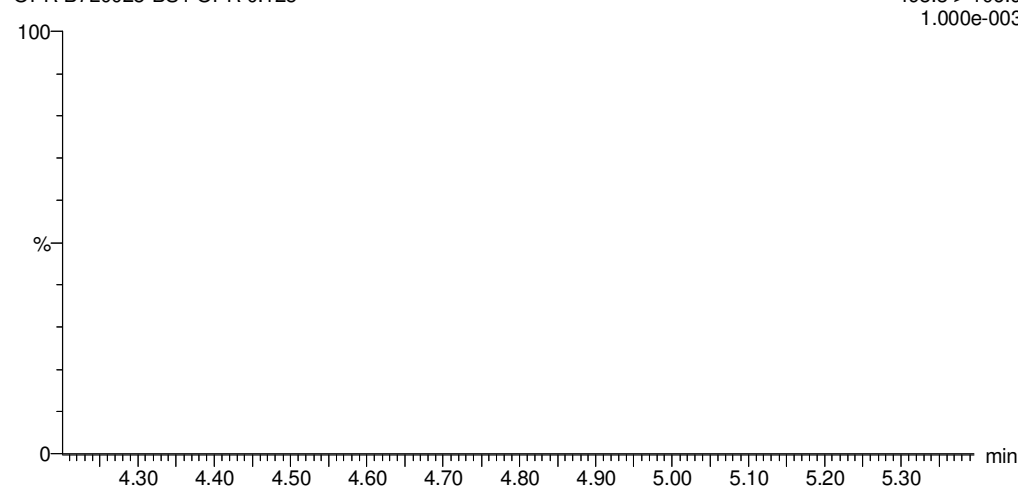
F29:MRM of 2 channels,ES-
499 > 99
1.630e+004



TCDA

180111M1_13 Smooth(Mn,1x2)
OPR B7L0028-BS1 OPR 0.125

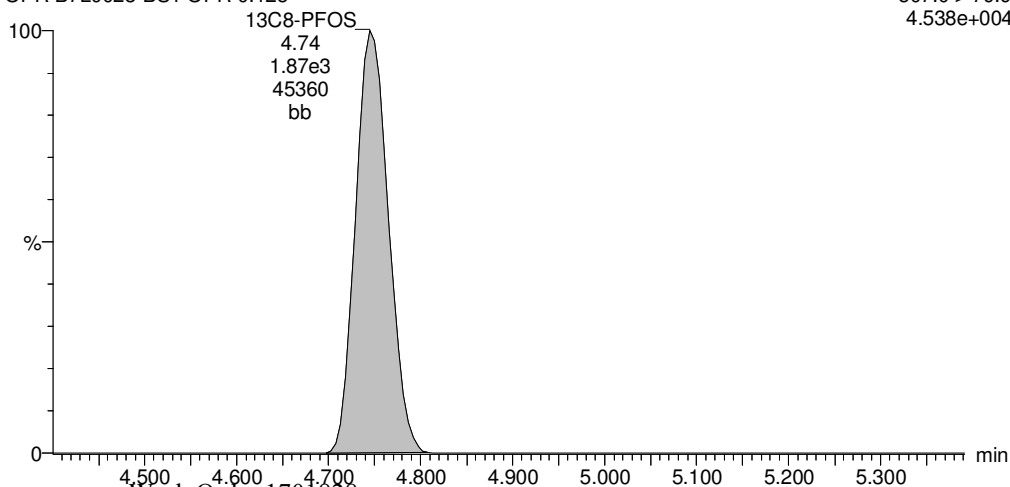
F28:MRM of 3 channels,ES-
498.3 > 106.9
1.000e-003



13C8-PFOS

180111M1_13 Smooth(Mn,1x2)
OPR B7L0028-BS1 OPR 0.125

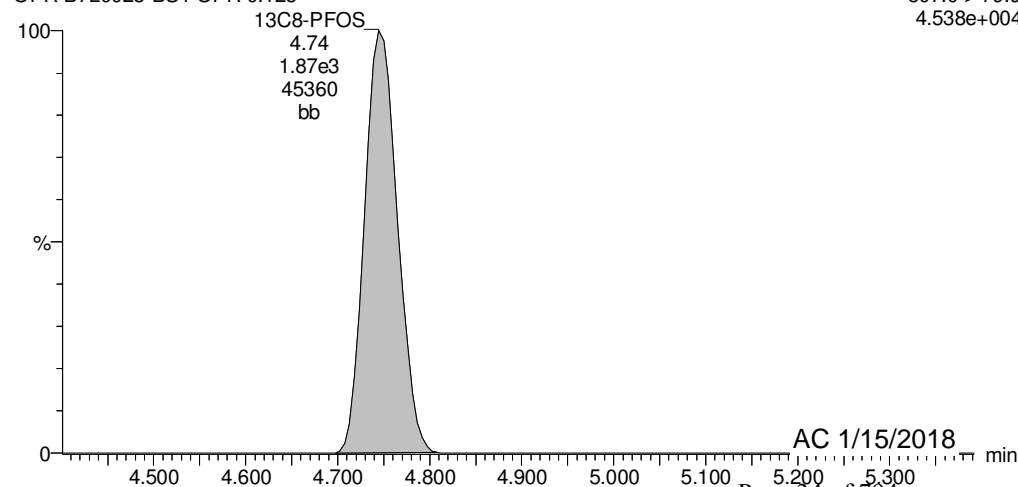
F32:MRM of 1 channel,ES-
507.0 > 79.9
4.538e+004



13C8-PFOS

180111M1_13 Smooth(Mn,1x2)
OPR B7L0028-BS1 OPR 0.125

F32:MRM of 1 channel,ES-
507.0 > 79.9
4.538e+004



Dataset: U:\Q4.PRO\results\180111M1\180111M1-13.qld

Last Altered: Monday, January 15, 2018 09:03:28 Pacific Standard Time

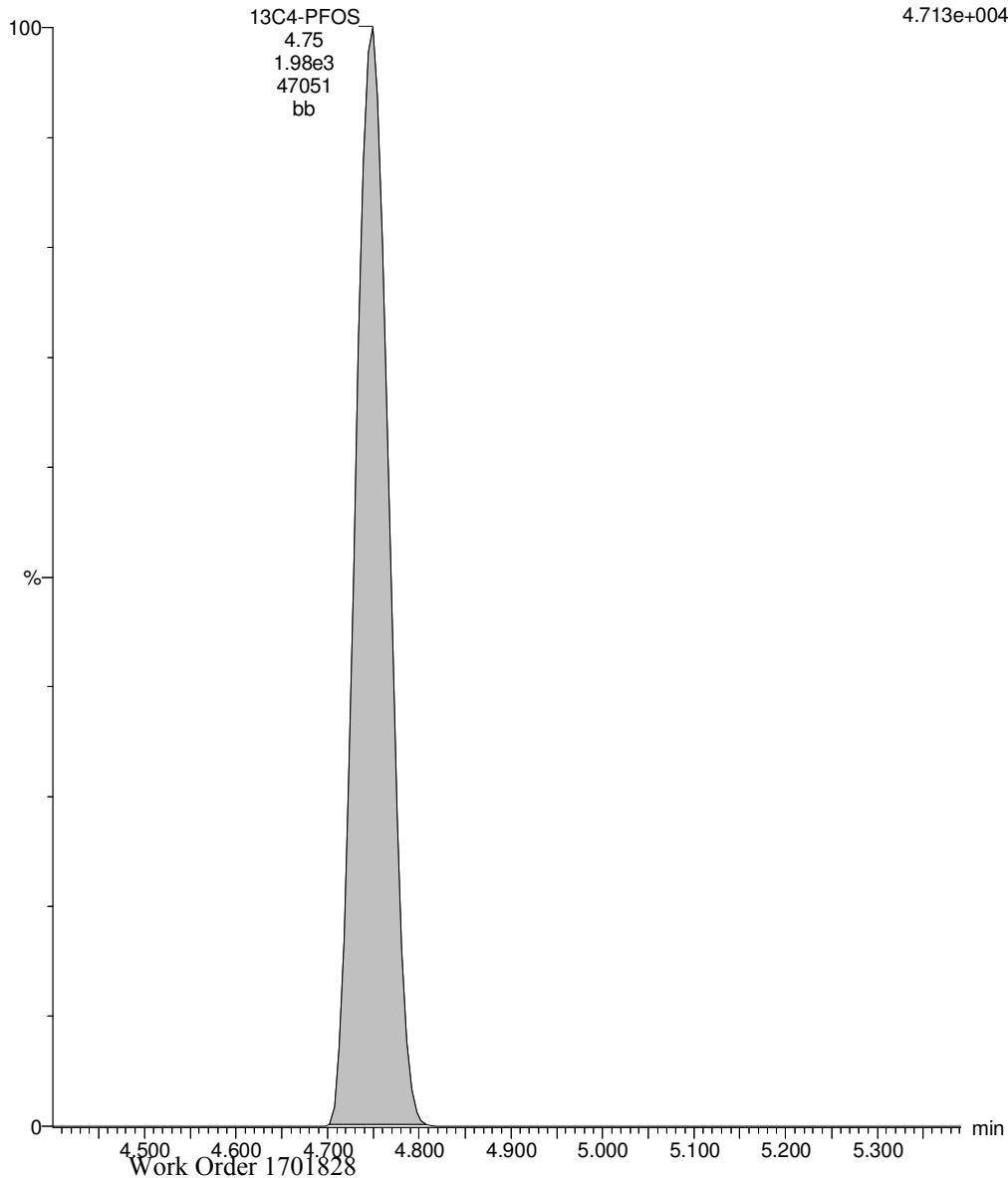
Printed: Monday, January 15, 2018 09:04:07 Pacific Standard Time

Name: 180111M1_13, Date: 12-Jan-2018, Time: 01:35:49, ID: B7L0028-BS1 OPR 0.125, Description: OPR

13C4-PFOS

180111M1_13 Smooth(Mn,1x2)
OPR B7L0028-BS1 OPR 0.125

F30:MRM of 1 channel,ES-
503 > 79.9
4.713e+004



Dataset: U:\Q4.PRO\results\180111M1\180111M1-14.qld

Last Altered: Monday, January 15, 2018 09:05:56 Pacific Standard Time

Printed: Monday, January 15, 2018 09:06:14 Pacific Standard Time

Method: U:\Q4.PRO\MethDB\PFAS_FULL_80C_010818C.mdb 11 Jan 2018 15:33:36

Calibration: U:\Q4.PRO\CurveDB\C18_VAL-PFAS_Q4_01-11-18-L14.cdb 15 Jan 2018 08:38:18

Name: 180111M1_14, Date: 12-Jan-2018, Time: 01:47:00, ID: B7L0028-BSD1 LCSD 0.125, Description: LCSD

	# Name	Trace	Area	IS Area	Wt./Vol.	RRF	Pred.RT	RT	y Axis Resp.	Conc.	%Rec
1	14 L-PFOS	499 > 79.9	1.53e3	1.61e3	0.1250		4.75	4.75	11.8	104	129.9
2	41 13C8-PFOS	507.0 > 79.9	1.61e3	1.73e3	0.1250	1.179	4.89	4.75	11.6	79.0	79.0
3	59 13C4-PFOS	503 > 79.9	1.73e3	1.73e3	0.1250	1.000	4.89	4.75	12.5	100	100.0
4	64 Total PFOS	499 > 79.9	1.53e3	1.61e3	0.1250		4.75		11.8	104	

Dataset: U:\Q4.PRO\results\180111M1\180111M1-14.qld

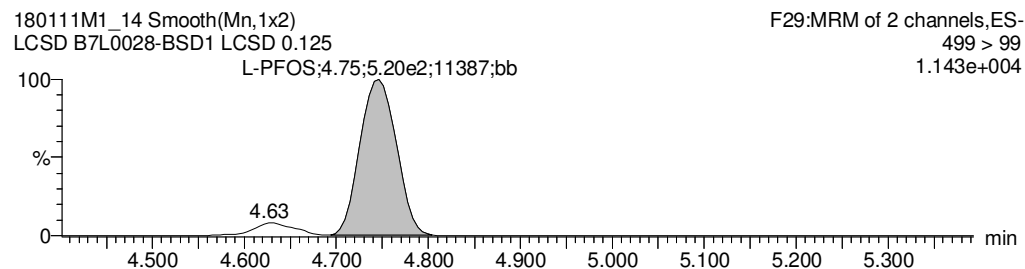
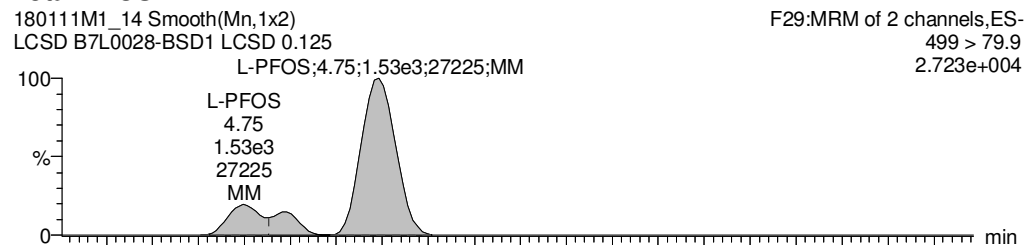
Last Altered: Monday, January 15, 2018 09:05:56 Pacific Standard Time

Printed: Monday, January 15, 2018 09:06:14 Pacific Standard Time

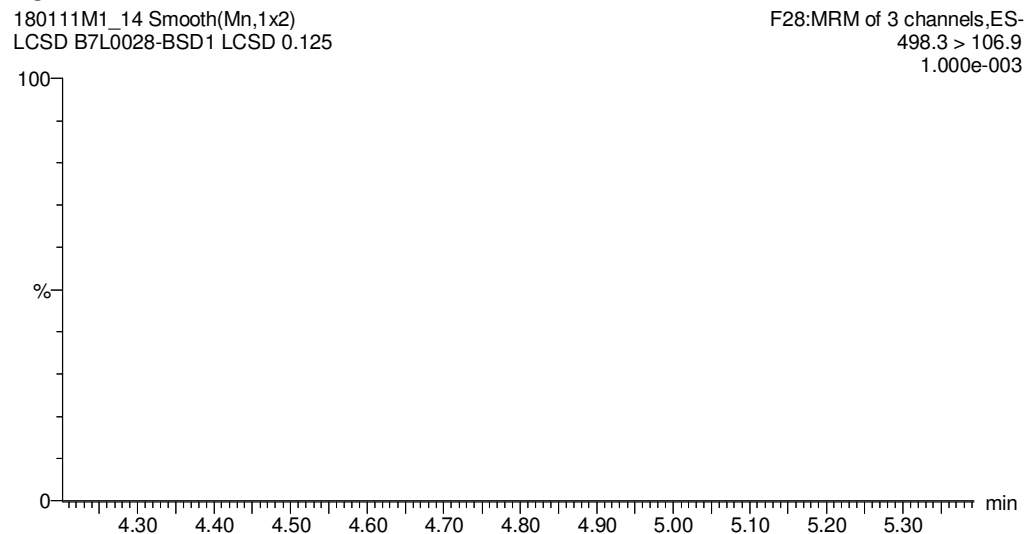
Method: U:\Q4.PRO\MethDB\PFAS_FULL_80C_010818C.mdb 11 Jan 2018 15:33:36
Calibration: U:\Q4.PRO\CurveDB\C18_VAL-PFAS_Q4_01-11-18-L14.cdb 15 Jan 2018 08:38:18

Name: 180111M1_14, Date: 12-Jan-2018, Time: 01:47:00, ID: B7L0028-BSD1 LCSD 0.125, Description: LCSD

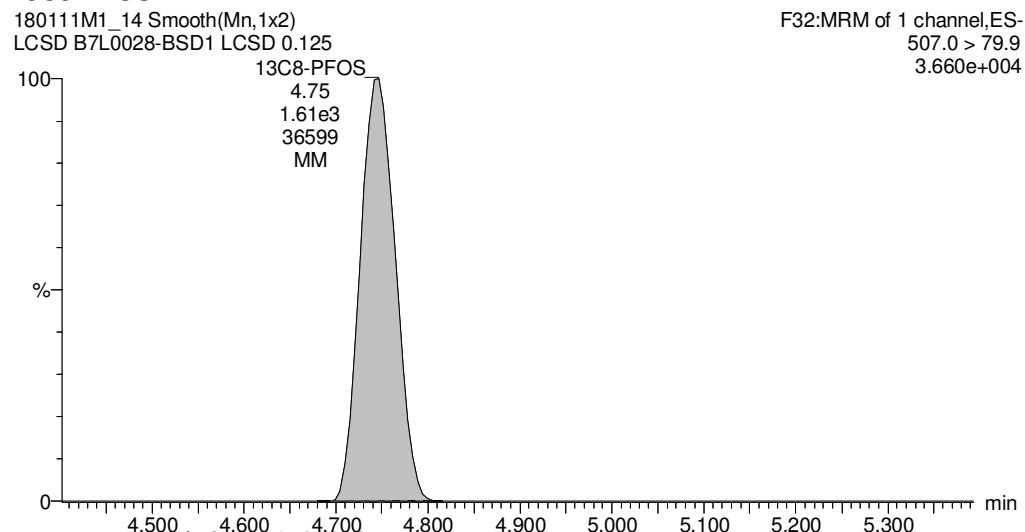
Total PFOS



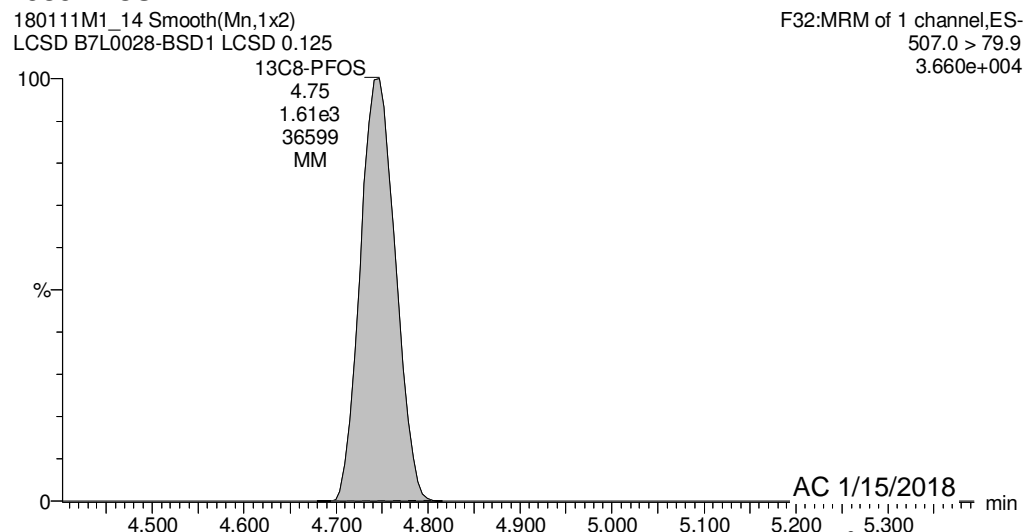
TCDA



13C8-PFOS



13C8-PFOS



Dataset: U:\Q4.PRO\results\180111M1\180111M1-14.qld

Last Altered: Monday, January 15, 2018 09:05:56 Pacific Standard Time

Printed: Monday, January 15, 2018 09:06:14 Pacific Standard Time

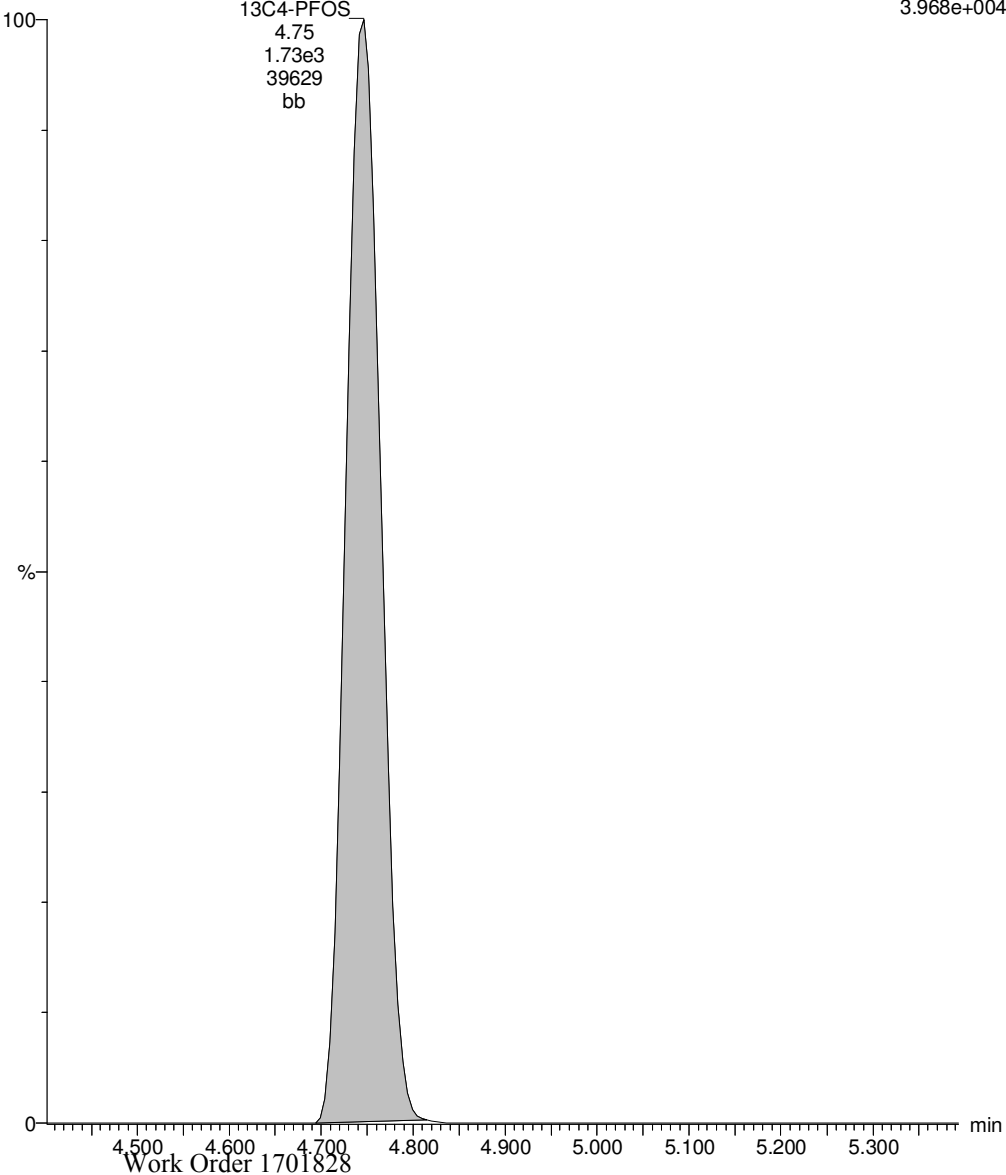
Name: 180111M1_14, Date: 12-Jan-2018, Time: 01:47:00, ID: B7L0028-BSD1 LCSD 0.125, Description: LCSD

13C4-PFOS

180111M1_14 Smooth(Mn,1x2)
LCSD B7L0028-BSD1 LCSD 0.125

F30:MRM of 1 channel,ES-
503 > 79.9
3.968e+004

13C4-PFOS
4.75
1.73e3
39629
bb



Dataset: U:\Q4.PRO\results\180103M2\180103M2-17.qld

Last Altered: Tuesday, January 09, 2018 08:02:12 Pacific Standard Time

Printed: Tuesday, January 09, 2018 08:02:37 Pacific Standard Time

Method: U:\Q4.PRO\MethDB\PFAS_FULL_80C_122917-PFOA-QUAD.mdb 05 Jan 2018 10:33:24

Calibration: U:\Q4.PRO\CurveDB\C18_VAL-PFAS_Q4_01-03-18_PFOS-PFHXS.cdb 08 Jan 2018 15:56:22

Name: 180103M2_17, Date: 04-Jan-2018, Time: 01:20:45, ID: B7L0209-BLK1 Method Blank 0.25, Description: Method Blank

	# Name	Trace	Area	IS Area	Wt./Vol.	RRF	Pred.RT	RT	y Axis Resp.	Conc.	%Rec
1	14 L-PFOS	499 > 79.9		1.66e3	0.2500		4.83				
2	41 13C8-PFOS	507.0 > 79.9	1.66e3	1.93e3	0.2500	0.996	4.83	4.75	10.8	43.2	86.4
3	59 13C4-PFOS	503 > 79.9	1.93e3	1.93e3	0.2500	1.000	4.83	4.75	12.5	50.0	100.0
4	64 Total PFOS	499 > 79.9	0.00e0	1.66e3	0.2500		4.80		0.000		

Dataset: U:\Q4.PRO\results\180103M2\180103M2-17.qld

Last Altered: Tuesday, January 09, 2018 08:02:12 Pacific Standard Time

Printed: Tuesday, January 09, 2018 08:02:37 Pacific Standard Time

Method: U:\Q4.PRO\MethDB\PFAS_FULL_80C_122917-PFOA-QUAD.mdb 05 Jan 2018 10:33:24


Calibration: U:\Q4.PRO\CurveDB\C18_VAL-PFAS_Q4_01-03-18_PFOS-PFHXS.cdb 08 Jan 2018 15:56:22

Name: 180103M2_17, Date: 04-Jan-2018, Time: 01:20:45, ID: B7L0209-BLK1 Method Blank 0.25, Description: Method Blank

Total PFOS

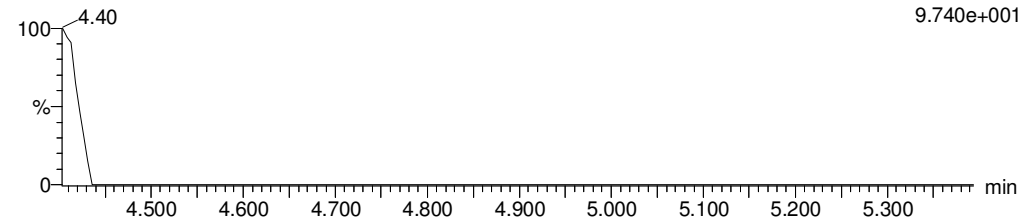
180103M2_17 Smooth(Mn,1x2)
Method Blank B7L0209-BLK1 Method Blank 0.25

F29:MRM of 2 channels,ES-
499 > 79.9
1.000e-003



180103M2_17 Smooth(Mn,1x2)
Method Blank B7L0209-BLK1 Method Blank 0.25

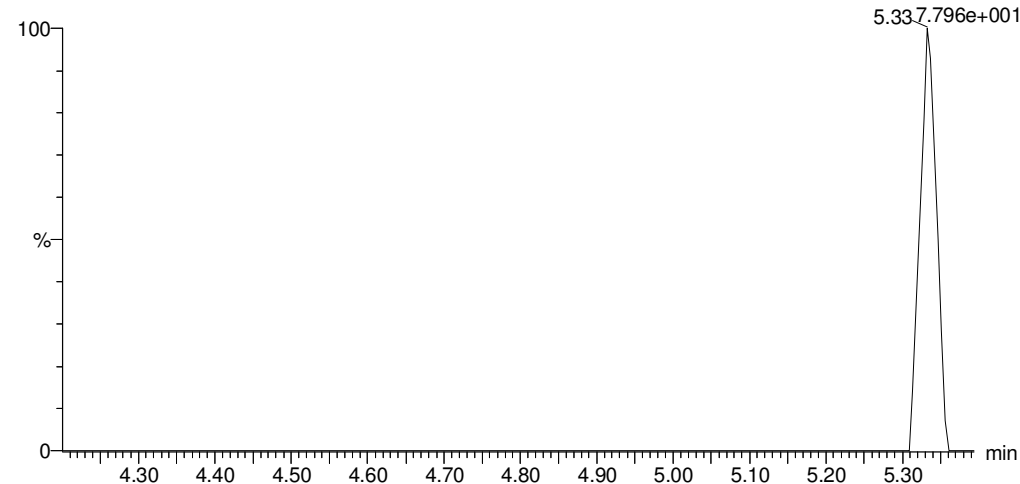
F29:MRM of 2 channels,ES-
499 > 99
9.740e+001



TCDA

180103M2_17 Smooth(Mn,1x2)
Method Blank B7L0209-BLK1 Method Blank 0.25

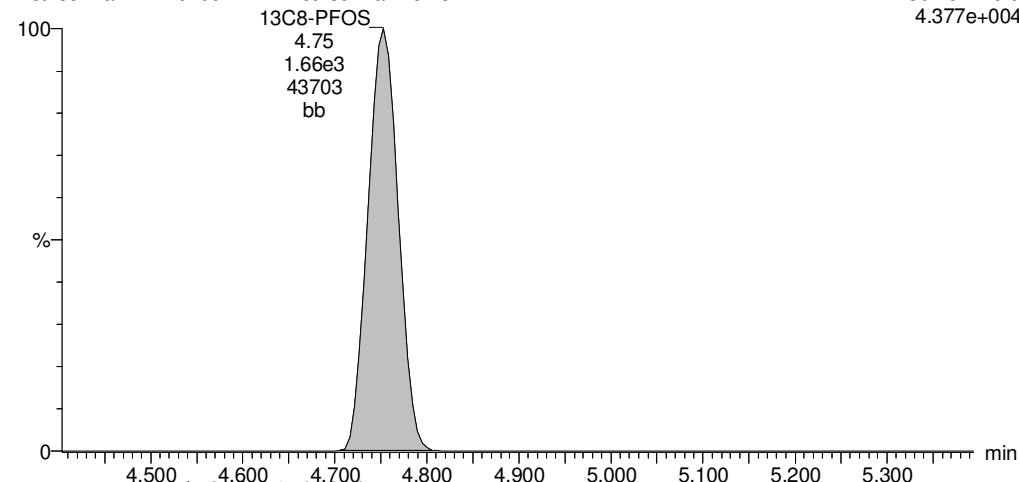
F28:MRM of 3 channels,ES-
498.3 > 106.9
5.337.796e+001



13C8-PFOS

180103M2_17 Smooth(Mn,1x2)
Method Blank B7L0209-BLK1 Method Blank 0.25

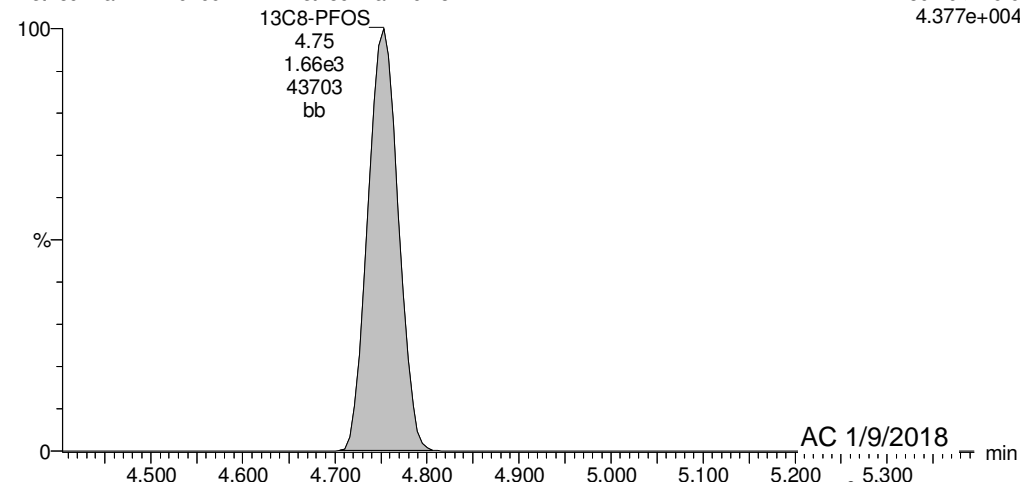
F32:MRM of 1 channel,ES-
507.0 > 79.9
4.377e+004



13C8-PFOS

180103M2_17 Smooth(Mn,1x2)
Method Blank B7L0209-BLK1 Method Blank 0.25

F32:MRM of 1 channel,ES-
507.0 > 79.9
4.377e+004



Dataset: U:\Q4.PRO\results\180103M2\180103M2-17.qld

Last Altered: Tuesday, January 09, 2018 08:02:12 Pacific Standard Time

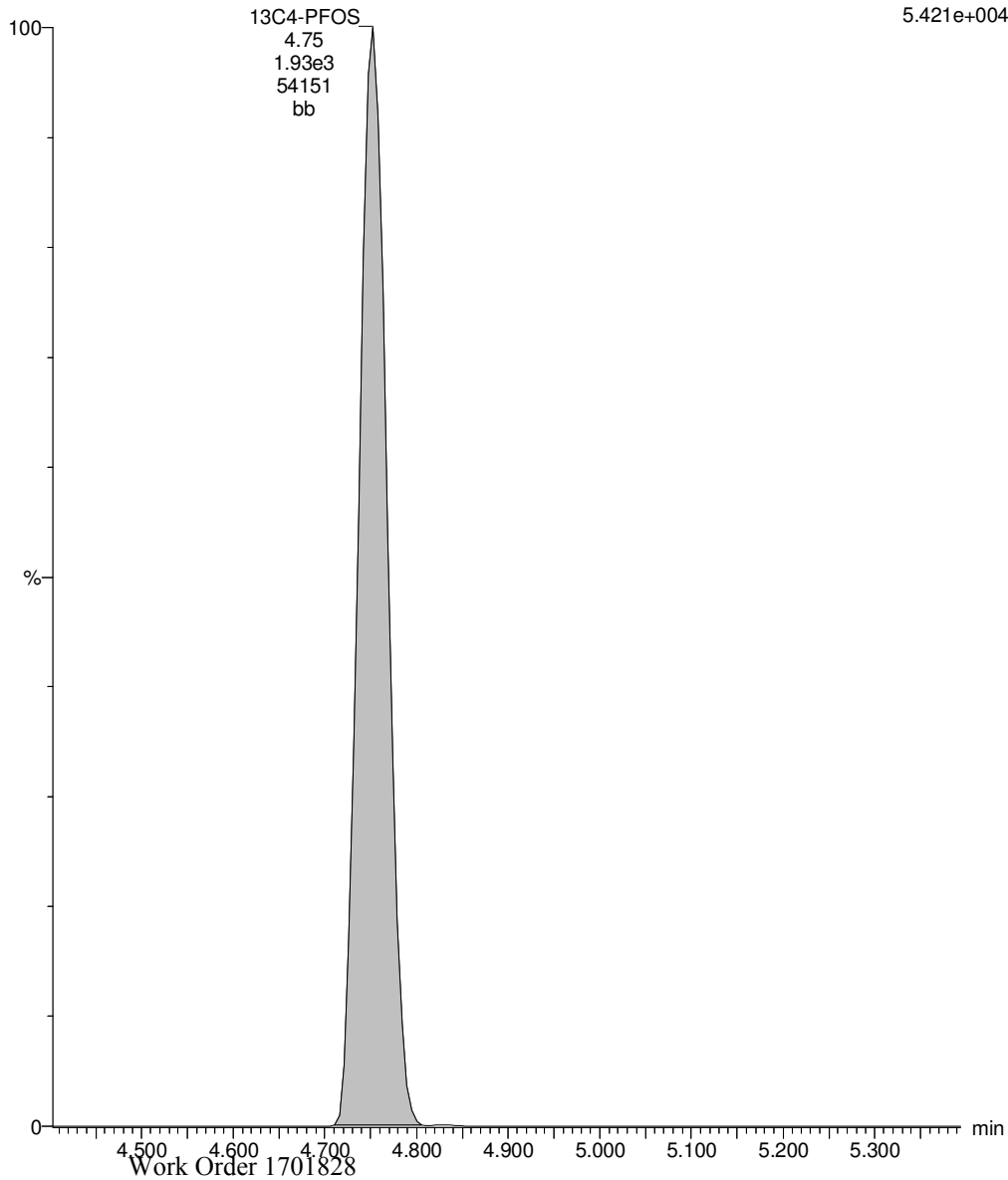
Printed: Tuesday, January 09, 2018 08:02:37 Pacific Standard Time

Name: 180103M2_17, Date: 04-Jan-2018, Time: 01:20:45, ID: B7L0209-BLK1 Method Blank 0.25, Description: Method Blank

13C4-PFOS

180103M2_17 Smooth(Mn,1x2)
Method Blank B7L0209-BLK1 Method Blank 0.25

F30:MRM of 1 channel,ES-
503 > 79.9
5.421e+004



Dataset: U:\Q4.PRO\results\180106M2\170106M2-25.qld

Last Altered: Tuesday, January 09, 2018 14:10:56 Pacific Standard Time

Printed: Tuesday, January 09, 2018 14:11:44 Pacific Standard Time

Method: U:\Q4.PRO\MethDB\PFAS_FULL_80C_010618.mdb 07 Jan 2018 14:02:00

Calibration: U:\Q4.PRO\CurveDB\C18_VAL-PFAS_Q4_01-06-18_FULL.cdb 07 Jan 2018 11:33:08

Name: 180106M2_25, Date: 06-Jan-2018, Time: 21:04:04, ID: B7L0209-BLK1 Method Blank 0.25, Description: Method Blank

	#	Name	Trace	Area	IS Area	Wt./Vol.	RRF	Pred.RT	RT	y Axis Resp.	Conc.	%Rec
1	3	PFBS	299.0 > 79.7		1.00e3	0.250		2.87				
2	4	PFHxA	313.2 > 268.9		2.10e3	0.250		3.38				
3	5	PFHpA	363.0 > 318.9		6.33e3	0.250		4.00				
4	6	L-PFHxS	398.9 > 79.6	2.92e0	6.20e2	0.250		4.14	4.12	0.0589		
5	9	L-PFOA	413 > 368.7		7.21e3	0.250		4.51				
6	12	PFNA	463.0 > 418.8		7.08e3	0.250		4.90				
7	16	PFDA	513 > 468.8		6.41e3	0.250		5.31				
8	18	N-MeFOSAA	570.1 > 419		2.54e3	0.250		5.45				
9	19	N-EtFOSAA	584.2 > 419		2.71e3	0.250		5.61				
10	20	PFUdA	563.0 > 518.9		6.60e3	0.250		5.63				
11	22	PFDoA	612.9 > 569.0		4.56e3	0.250		5.91				

Dataset: U:\Q4.PRO\results\180106M2\170106M2-25.qld

Last Altered: Tuesday, January 09, 2018 14:10:56 Pacific Standard Time

Printed: Tuesday, January 09, 2018 14:11:58 Pacific Standard Time

Method: U:\Q4.PRO\MethDB\PFAS_FULL_80C_010618.mdb 07 Jan 2018 14:02:00

Calibration: U:\Q4.PRO\CurveDB\C18_VAL-PFAS_Q4_01-06-18_FULL.cdb 07 Jan 2018 11:33:08

Name: 180106M2_25, Date: 06-Jan-2018, Time: 21:04:04, ID: B7L0209-BLK1 Method Blank 0.25, Description: Method Blank

#	Name	Trace	Area	IS Area	Wt./Vol.	RRF	Pred.RT	RT	y Axis Resp.	Conc.	%Rec	
1	24	PFTrDA	662.9 > 618.9	4.56e3	0.250		6.14					
2	25	PFTeDA	712.9 > 668.8	2.24e3	0.250		6.34					
3	33	13C3-PFBS	302. > 98.8	1.00e3	8.39e3	0.250	0.121	2.87	2.86	1.49	49.3612	98.7
4	34	13C2-PFHxA	315 > 269.8	2.10e3	8.39e3	0.250	0.673	3.38	3.35	3.12	18.5524	92.8
5	35	13C4-PFHpA	367.2 > 321.8	6.33e3	8.39e3	0.250	0.706	4.00	3.98	9.43	53.4525	106.9
6	36	18O2-PFHxS	403.0 > 102.6	6.20e2	2.19e3	0.250	0.359	4.14	4.12	3.53	39.3234	78.6
7	37	13C2-6:2 FTS	429.1 > 408.9	2.05e3	8.17e3	0.250	0.273	4.45	4.43	3.14	45.8993	91.8
8	38	13C2-PFOA	414.9 > 369.7	7.21e3	8.17e3	0.250	0.979	4.51	4.49	11.0	45.0647	90.1
9	39	13C5-PFNA	468.2 > 422.9	7.08e3	9.34e3	0.250	0.941	4.90	4.92	9.48	40.2974	80.6
10	40	13C8-PFOSA	506.1 > 77.7	1.01e3	1.03e4	0.250	0.260	4.99	4.97	1.23	18.8912	37.8
11	41	13C8-PFOS	507.0 > 79.9	2.29e3	2.55e3	0.250	1.005	5.02	5.00	11.2	44.7308	89.5
12	42	13C2-PFDA	515.1 > 469.9	6.41e3	6.83e3	0.250	1.335	5.31	5.29	11.7	35.1780	70.4
13	43	13C2-8:2 FTS	529.1 > 508.7	1.29e3	8.39e3	0.250	0.141	5.26	5.26	1.92	54.4897	109.0
14	44	d3-N-MeFOSAA	573.3 > 419	2.54e3	1.03e4	0.250	0.398	5.45	5.43	3.08	30.9995	62.0
15	45	d5-N-EtFOSAA	589.3 > 419	2.71e3	1.03e4	0.250	0.473	5.61	5.58	3.29	27.8271	55.7
16	46	13C2-PFUdA	565 > 519.8	6.60e3	1.03e4	0.250	1.035	5.63	5.61	8.01	30.9775	62.0
17	47	13C2-PFDoA	615.0 > 569.7	4.56e3	1.03e4	0.250	0.667	5.91	5.88	5.54	33.2452	66.5
18	49	13C2-PFTeDA	714.8 > 669.6	2.24e3	1.03e4	0.250	0.321	6.34	6.32	2.71	33.8297	67.7
19	55	13C5-PFHxA	318 > 272.9	8.39e3	8.39e3	0.250	1.000	3.38	3.35	12.5	50.0000	100.0
20	56	13C3-PFHxS	401.9 > 79.9	2.19e3	2.19e3	0.250	1.000	4.14	4.12	12.5	50.0000	100.0
21	57	13C8-PFOA	421.3 > 376	8.17e3	8.17e3	0.250	1.000	4.51	4.49	12.5	50.0000	100.0
22	58	13C9-PFNA	472.2 > 426.9	9.34e3	9.34e3	0.250	1.000	4.90	4.92	12.5	50.0000	100.0
23	59	13C4-PFOS	503 > 79.9	2.55e3	2.55e3	0.250	1.000	5.02	5.00	12.5	50.0000	100.0
24	60	13C6-PFDA	519.1 > 473.7	6.83e3	6.83e3	0.250	1.000	5.31	5.28	12.5	50.0000	100.0
25	61	13C7-PFUdA	570.1 > 524.8	1.03e4	1.03e4	0.250	1.000	5.63	5.60	12.5	50.0000	100.0
26	62	Total PFHxS	398.9 > 79.6	2.92e0	6.20e2	0.250		4.14		0.000		
27	63	Total PFOA	413 > 368.7	0.00e0	7.21e3	0.250		4.51		0.000		
28	64	Total PFOS	499 > 79.9	0.00e0	2.29e3	0.250		5.02		0.000		
29	65	Total N-MeFOSAA	570.1 > 419	0.00e0	2.54e3	0.250		5.45		0.000		
30	66	Total N-EtFOSAA	584.2 > 419	0.00e0	2.71e3	0.250		5.61		0.000		

Dataset: U:\Q4.PRO\results\180106M2\170106M2-25.qld

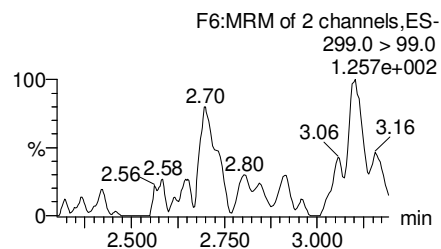
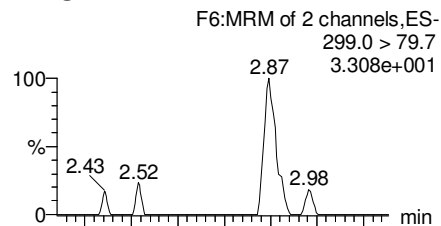
Last Altered: Tuesday, January 09, 2018 14:10:56 Pacific Standard Time

Printed: Tuesday, January 09, 2018 14:11:58 Pacific Standard Time

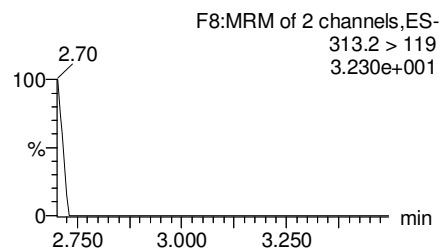
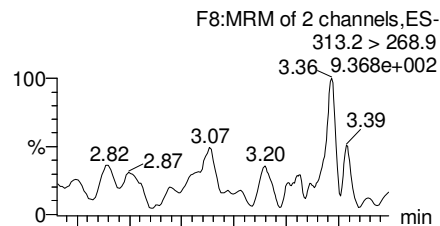
Method: U:\Q4.PRO\MethDB\PFAS_FULL_80C_010618.mdb 07 Jan 2018 14:02:00
Calibration: U:\Q4.PRO\CurveDB\C18_VAL-PFAS_Q4_01-06-18_FULL.cdb 07 Jan 2018 11:33:08

Name: 180106M2_25, Date: 06-Jan-2018, Time: 21:04:04, ID: B7L0209-BLK1 Method Blank 0.25, Description: Method Blank

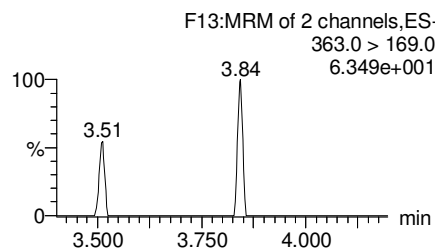
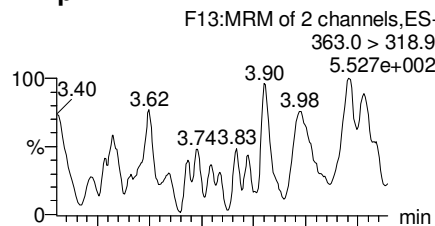
PFBS



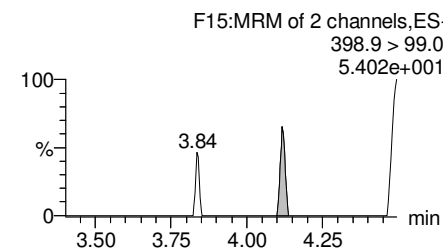
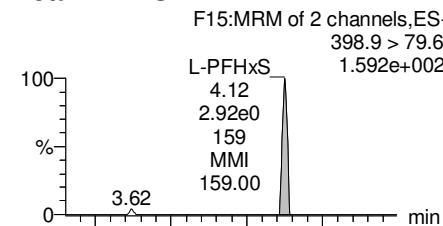
PFHxA



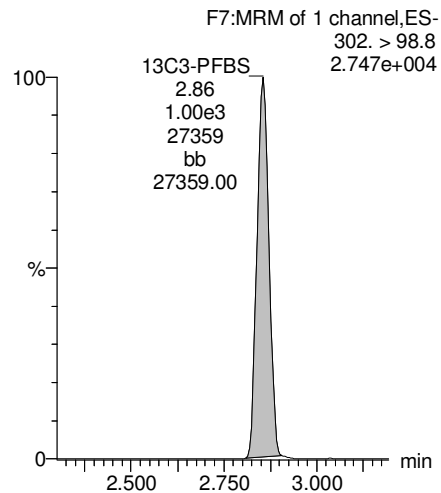
PFHpA



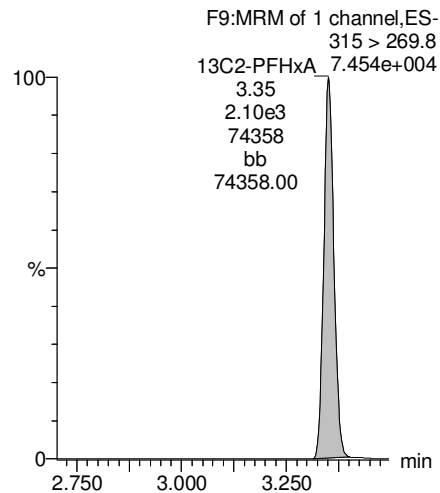
Total PFHxS



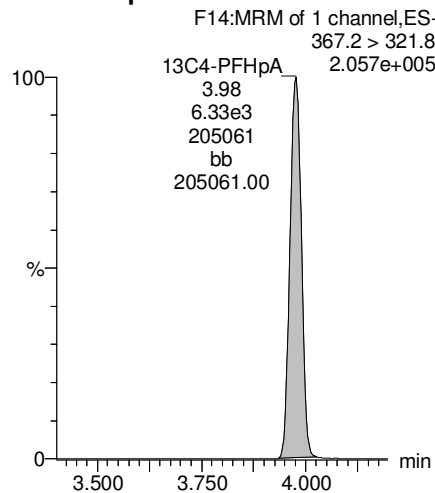
13C3-PFBS



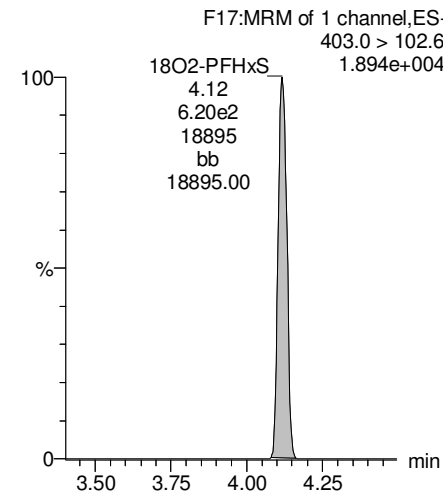
13C2-PFHxA



13C4-PFHpA



18O2-PFHxS



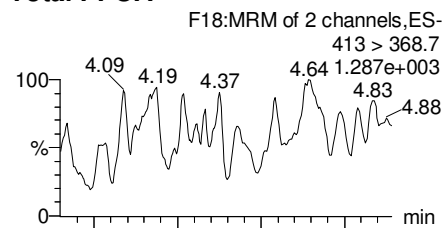
Dataset: U:\Q4.PRO\results\180106M2\170106M2-25.qld

Last Altered: Tuesday, January 09, 2018 14:10:56 Pacific Standard Time

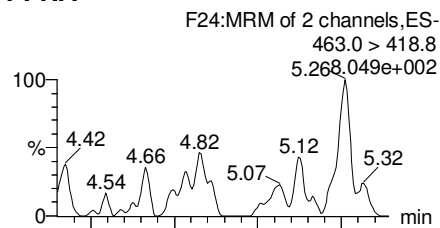
Printed: Tuesday, January 09, 2018 14:11:58 Pacific Standard Time

Name: 180106M2_25, Date: 06-Jan-2018, Time: 21:04:04, ID: B7L0209-BLK1 Method Blank 0.25, Description: Method Blank

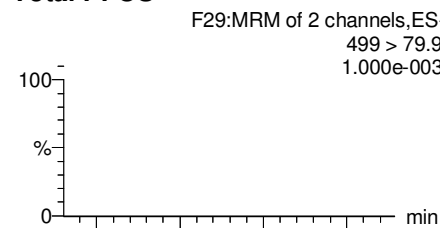
Total PFOA



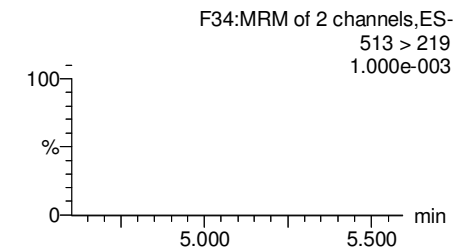
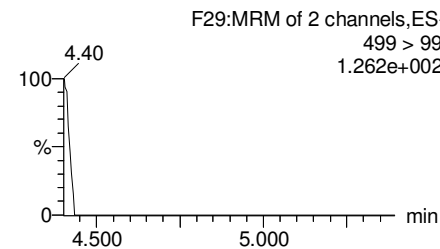
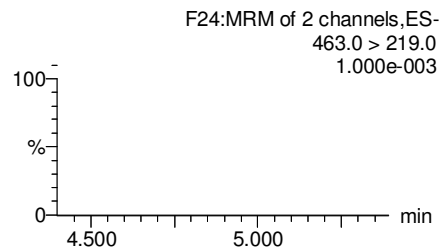
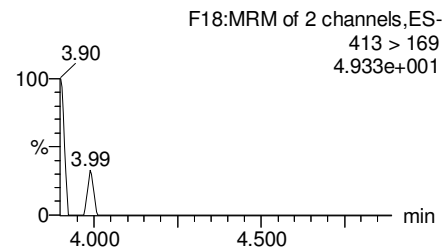
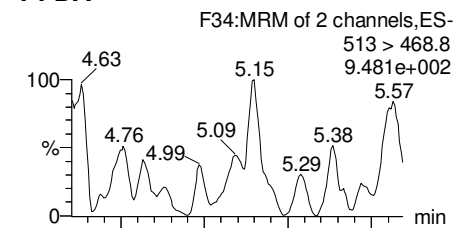
PFNA



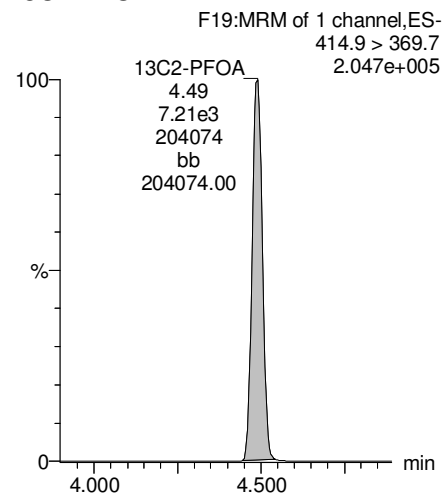
Total PFOS



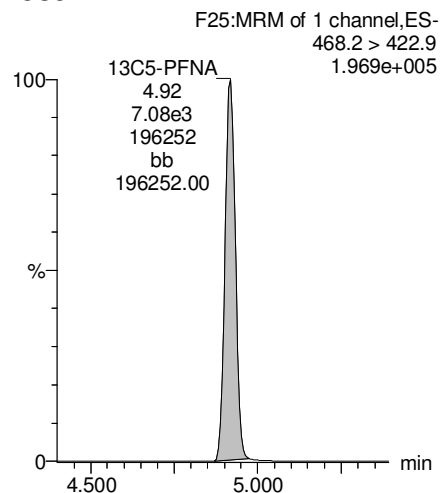
PFDA



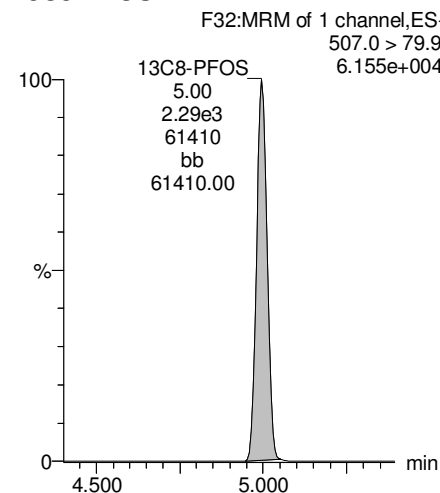
13C2-PFOA



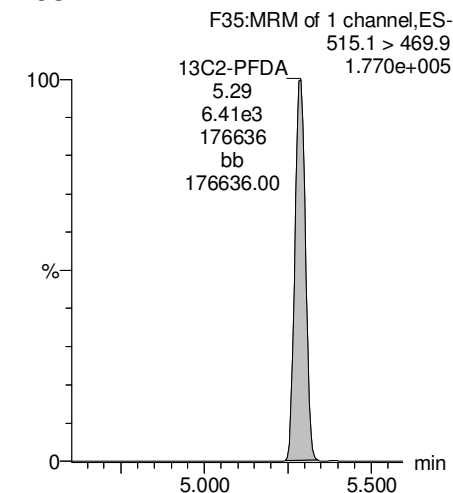
13C5-PFNA



13C8-PFOS



13C2-PFDA



Dataset: U:\Q4.PRO\results\180106M2\170106M2-25.qld

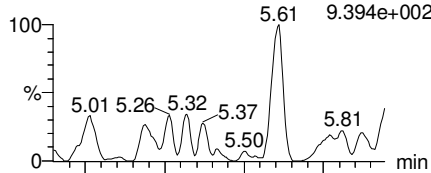
Last Altered: Tuesday, January 09, 2018 14:10:56 Pacific Standard Time

Printed: Tuesday, January 09, 2018 14:11:58 Pacific Standard Time

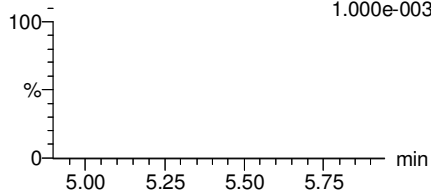
Name: 180106M2_25, Date: 06-Jan-2018, Time: 21:04:04, ID: B7L0209-BLK1 Method Blank 0.25, Description: Method Blank

PFUdA

F42:MRM of 2 channels,ES-
563.0 > 518.9
9.394e+002

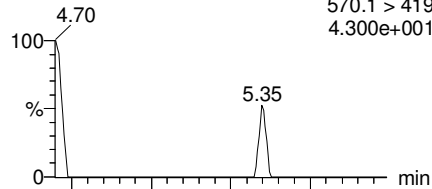


F42:MRM of 2 channels,ES-
563.0 > 269
1.000e-003

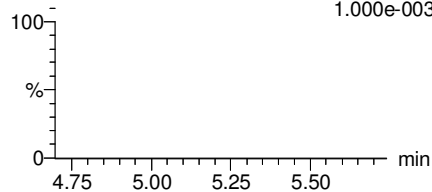


N-MeFOSAA

F44:MRM of 2 channels,ES-
570.1 > 419
4.300e+001

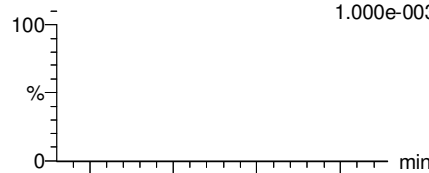


F44:MRM of 2 channels,ES-
570.1 > 483.0
1.000e-003

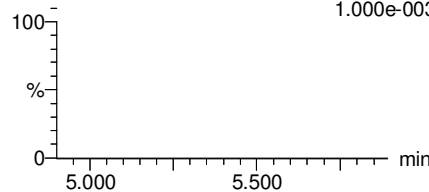


N-EtFOSAA

F47:MRM of 2 channels,ES-
584.2 > 419
1.000e-003

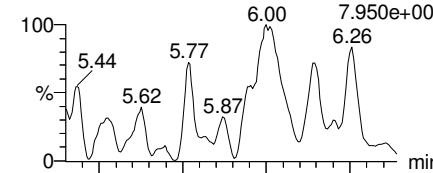


F47:MRM of 2 channels,ES-
584.2 > 483.0
1.000e-003

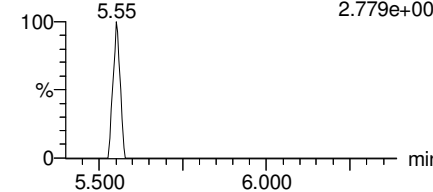


PFDaA

F50:MRM of 2 channels,ES-
612.9 > 569.0
7.950e+002

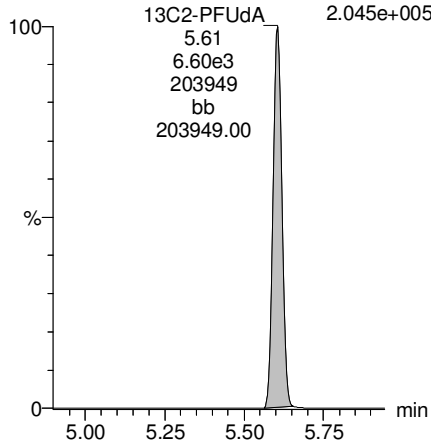


F50:MRM of 2 channels,ES-
612.9 > 318.8
2.779e+001



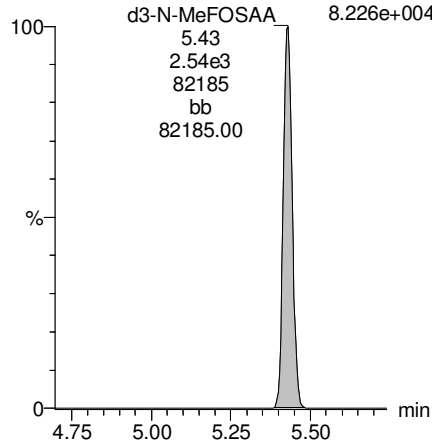
13C2-PFUdA

F43:MRM of 1 channel,ES-
565 > 519.8
2.045e+005



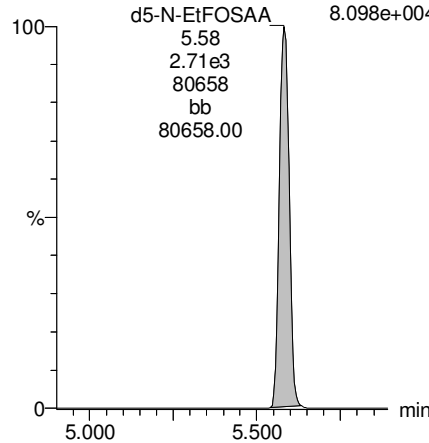
d3-N-MeFOSAA

F46:MRM of 1 channel,ES-
573.3 > 419
8.226e+004



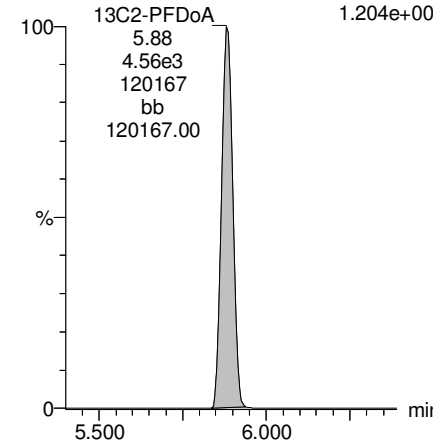
d5-N-EtFOSAA

F48:MRM of 1 channel,ES-
589.3 > 419
8.098e+004



13C2-PFDaA

F51:MRM of 1 channel,ES-
615.0 > 569.7
1.204e+005



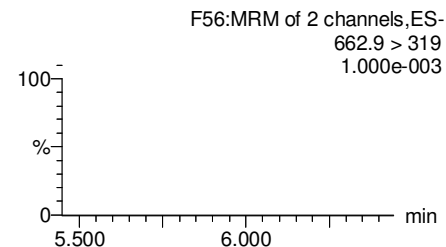
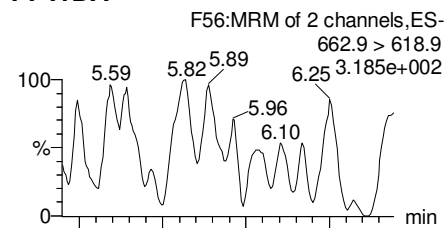
Dataset: U:\Q4.PRO\results\180106M2\170106M2-25.qld

Last Altered: Tuesday, January 09, 2018 14:10:56 Pacific Standard Time

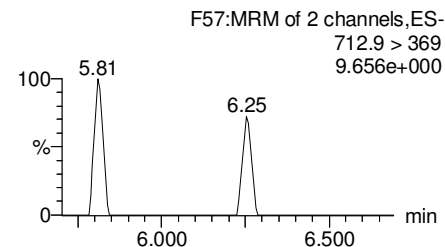
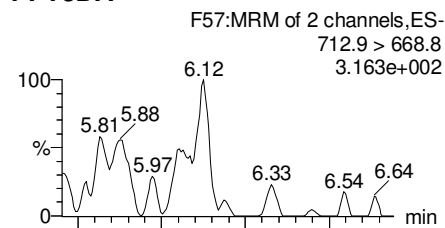
Printed: Tuesday, January 09, 2018 14:11:58 Pacific Standard Time

Name: 180106M2_25, Date: 06-Jan-2018, Time: 21:04:04, ID: B7L0209-BLK1 Method Blank 0.25, Description: Method Blank

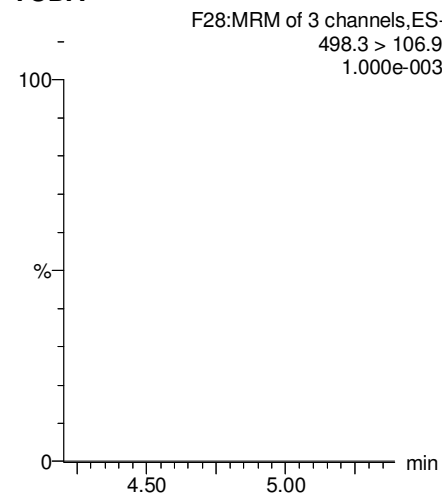
PFTrDA



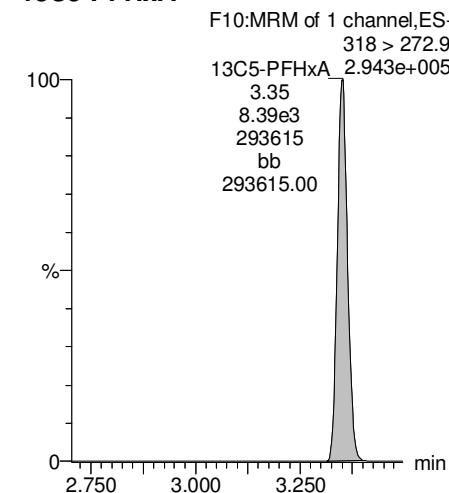
PFTeDA



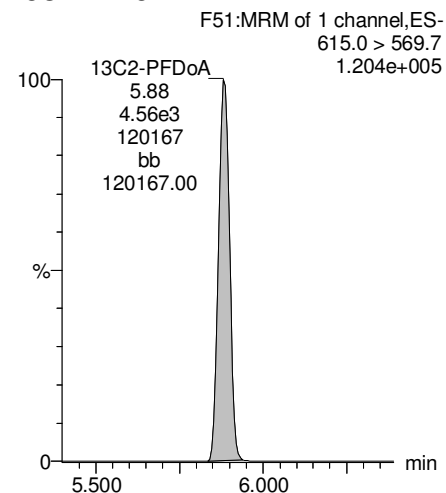
TCDA



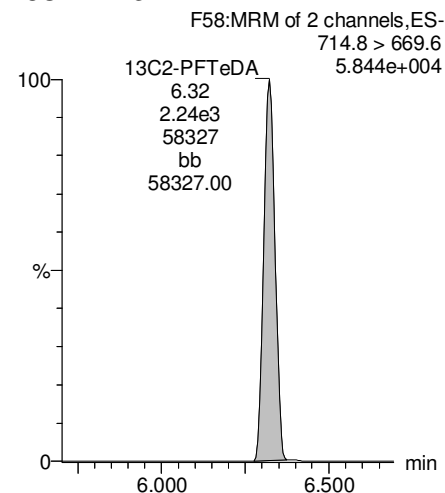
13C5-PFHxA



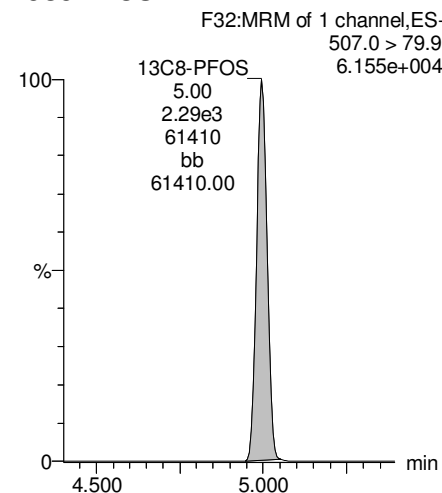
13C2-PFDoA



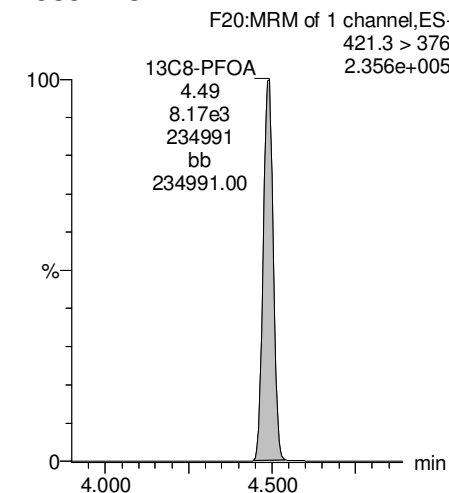
13C2-PFTeDA



13C8-PFOS



13C8-PFOA



Dataset: U:\Q4.PRO\results\180106M2\170106M2-25.qld

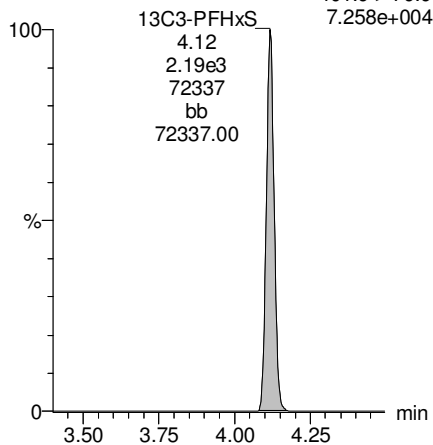
Last Altered: Tuesday, January 09, 2018 14:10:56 Pacific Standard Time

Printed: Tuesday, January 09, 2018 14:11:58 Pacific Standard Time

Name: 180106M2_25, Date: 06-Jan-2018, Time: 21:04:04, ID: B7L0209-BLK1 Method Blank 0.25, Description: Method Blank

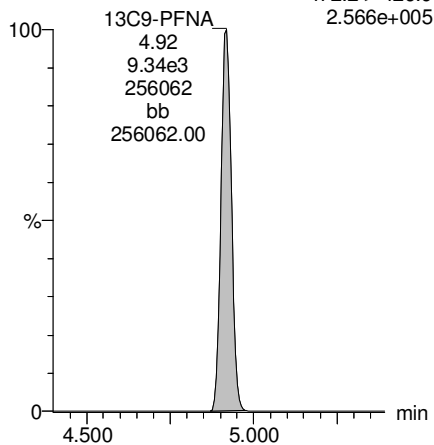
13C3-PFHxS

F16:MRM of 1 channel,ES-
401.9 > 79.9
7.258e+004



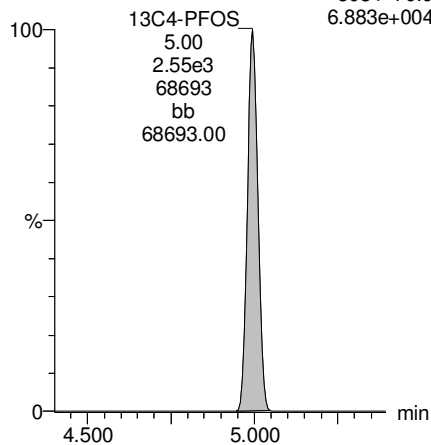
13C9-PFNA

F26:MRM of 1 channel,ES-
472.2 > 426.9
2.566e+005



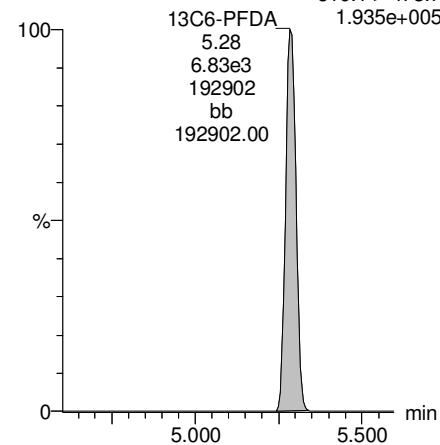
13C4-PFOS

F30:MRM of 1 channel,ES-
503 > 79.9
6.883e+004



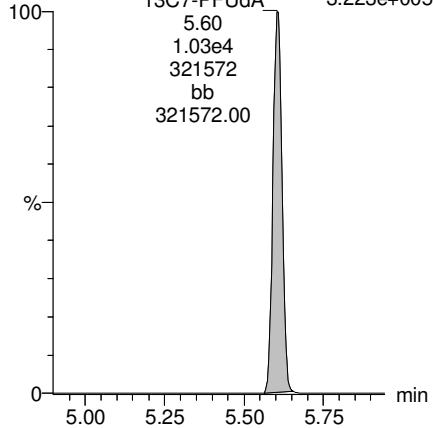
13C6-PFDA

F37:MRM of 1 channel,ES-
519.1 > 473.7
1.935e+005



13C7-PFUdA

F45:MRM of 1 channel,ES-
570.1 > 524.8
3.223e+005



Dataset: U:\Q4.PRO\results\180103M2\180103M2-14.qld

Last Altered: Tuesday, January 09, 2018 07:56:00 Pacific Standard Time

Printed: Tuesday, January 09, 2018 07:58:10 Pacific Standard Time

Method: U:\Q4.PRO\MethDB\PFAS_FULL_80C_122917-PFOA-QUAD.mdb 05 Jan 2018 10:33:24

Calibration: U:\Q4.PRO\CurveDB\C18_VAL-PFAS_Q4_01-03-18_PFOS-PFHXS.cdb 08 Jan 2018 15:56:22

Name: 180103M2_14, Date: 04-Jan-2018, Time: 00:47:06, ID: B7L0209-BS1 OPR 0.25, Description: OPR

	# Name	Trace	Area	IS Area	Wt./Vol.	RRF	Pred.RT	RT	y Axis Resp.	Conc.	%Rec
1	14 L-PFOS	499 > 79.9	1.23e3	2.03e3	0.2500		4.83	4.75	7.57	29.1	72.8
2	41 13C8-PFOS	507.0 > 79.9	2.03e3	2.06e3	0.2500	0.996	4.83	4.75	12.3	49.4	98.7
3	59 13C4-PFOS	503 > 79.9	2.06e3	2.06e3	0.2500	1.000	4.83	4.75	12.5	50.0	100.0
4	64 Total PFOS	499 > 79.9	1.23e3	2.03e3	0.2500		4.80		7.57	29.1	

Dataset: U:\Q4.PRO\results\180103M2\180103M2-14.qld

Last Altered: Tuesday, January 09, 2018 07:56:00 Pacific Standard Time

Printed: Tuesday, January 09, 2018 07:58:10 Pacific Standard Time

Method: U:\Q4.PRO\MethDB\PFAS_FULL_80C_122917-PFOA-QUAD.mdb 05 Jan 2018 10:33:24


Calibration: U:\Q4.PRO\CurveDB\C18_VAL-PFAS_Q4_01-03-18_PFOS-PFHXS.cdb 08 Jan 2018 15:56:22

Name: 180103M2_14, Date: 04-Jan-2018, Time: 00:47:06, ID: B7L0209-BS1 OPR 0.25, Description: OPR

Total PFOS

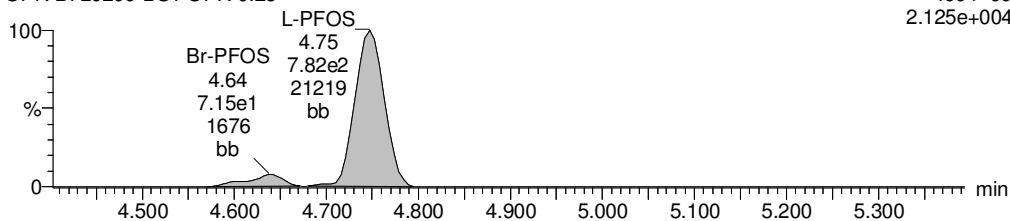
180103M2_14 Smooth(Mn,1x2)
OPR B7L0209-BS1 OPR 0.25

F29:MRM of 2 channels,ES-
499 > 79.9
2.568e+004



180103M2_14 Smooth(Mn,1x2)
OPR B7L0209-BS1 OPR 0.25

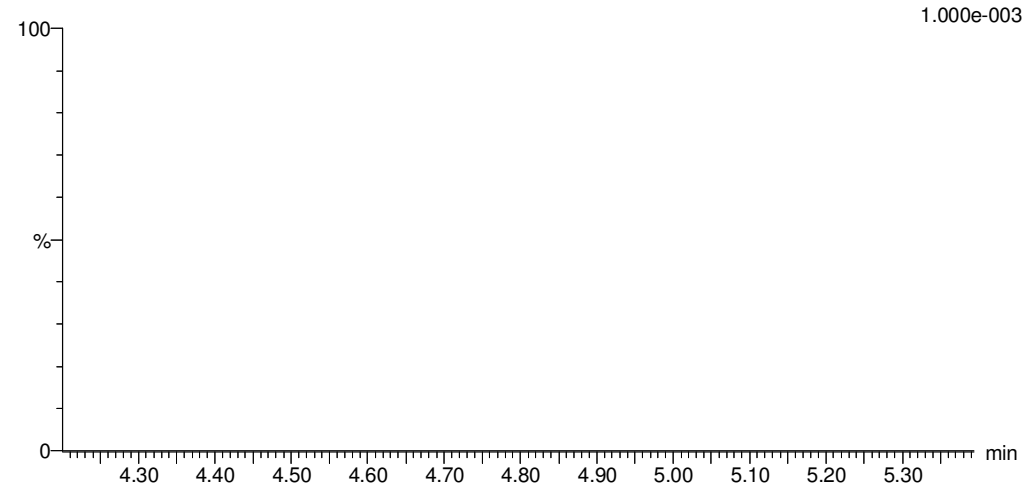
F29:MRM of 2 channels,ES-
499 > 99
2.125e+004



TCDA

180103M2_14 Smooth(Mn,1x2)
OPR B7L0209-BS1 OPR 0.25

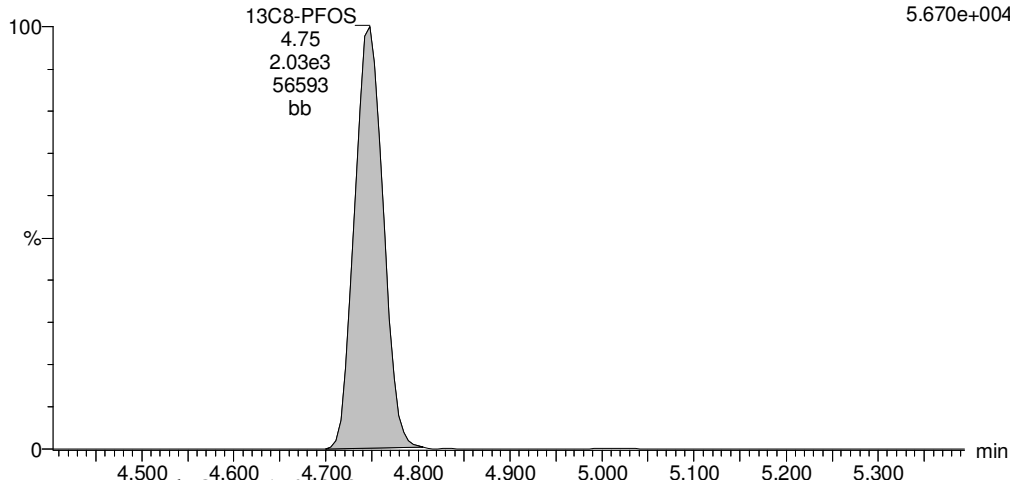
F28:MRM of 3 channels,ES-
498.3 > 106.9
1.000e-003



13C8-PFOS

180103M2_14 Smooth(Mn,1x2)
OPR B7L0209-BS1 OPR 0.25

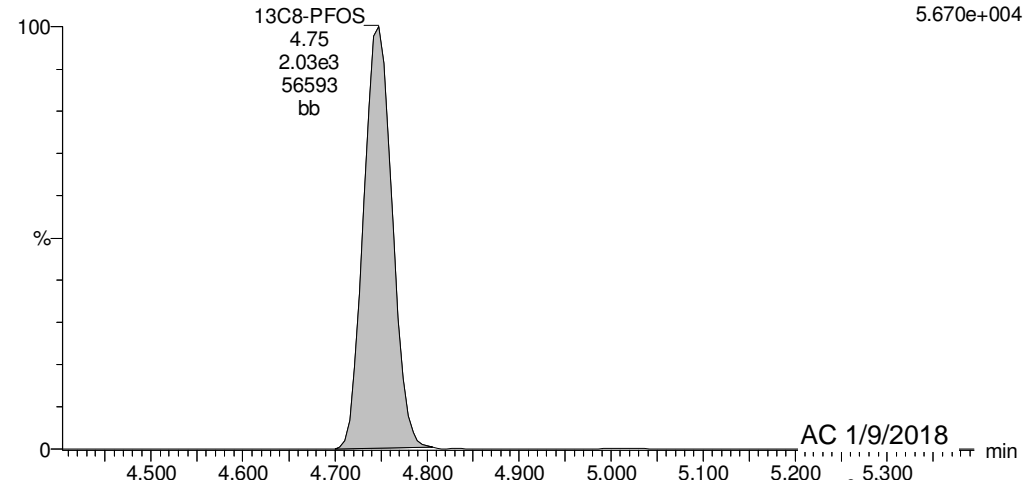
F32:MRM of 1 channel,ES-
507.0 > 79.9
5.670e+004



13C8-PFOS

180103M2_14 Smooth(Mn,1x2)
OPR B7L0209-BS1 OPR 0.25

F32:MRM of 1 channel,ES-
507.0 > 79.9
5.670e+004



Dataset: U:\Q4.PRO\results\180103M2\180103M2-14.qld

Last Altered: Tuesday, January 09, 2018 07:56:00 Pacific Standard Time

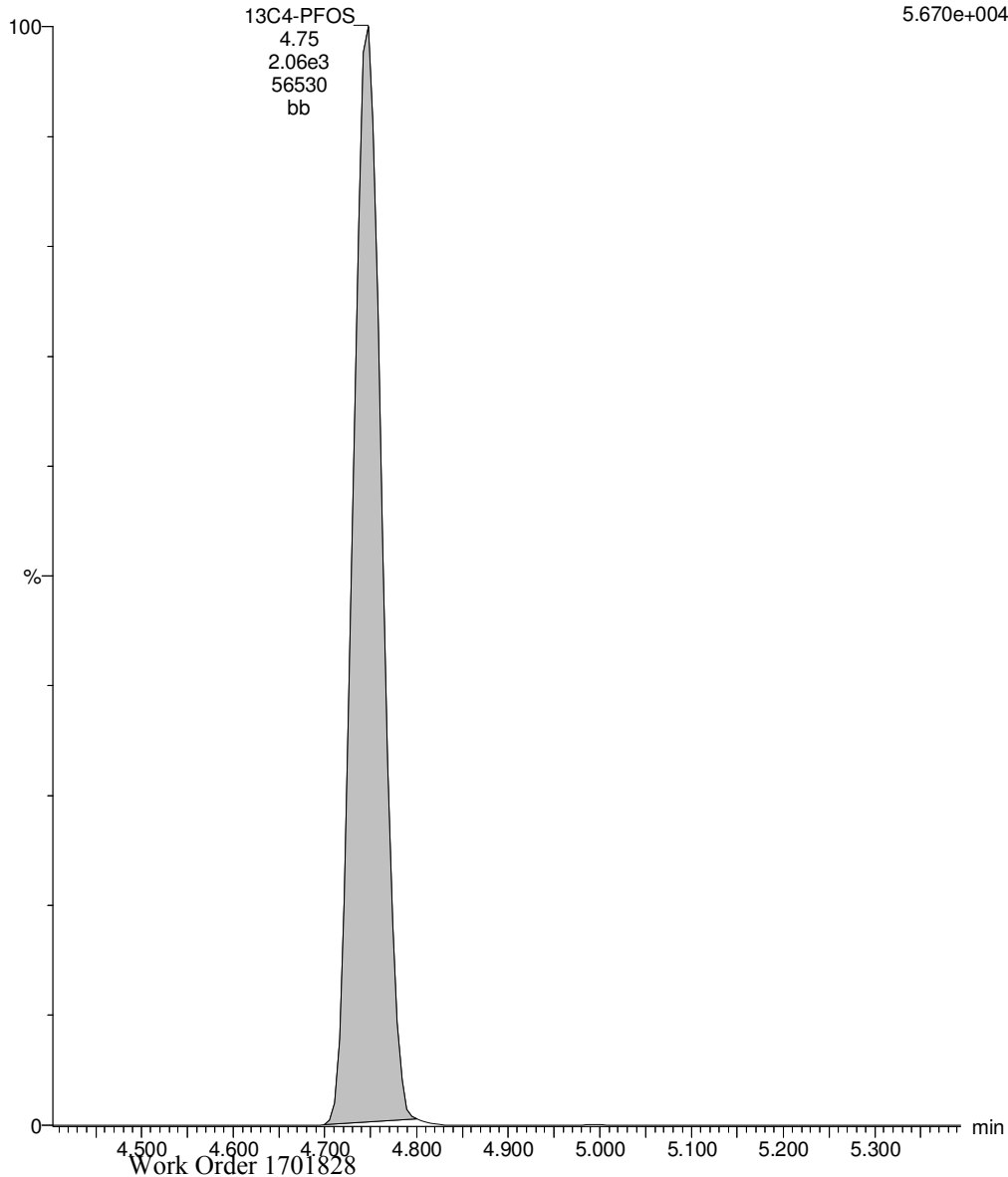
Printed: Tuesday, January 09, 2018 07:58:10 Pacific Standard Time

Name: 180103M2_14, Date: 04-Jan-2018, Time: 00:47:06, ID: B7L0209-BS1 OPR 0.25, Description: OPR

13C4-PFOS

180103M2_14 Smooth(Mn,1x2)
OPR B7L0209-BS1 OPR 0.25

F30:MRM of 1 channel,ES-
503 > 79.9
5.670e+004



Dataset: U:\Q4.PRO\results\180106M2\170106M2-22.qld

Last Altered: Monday, January 08, 2018 12:40:01 Pacific Standard Time

Printed: Monday, January 08, 2018 12:42:08 Pacific Standard Time

Method: U:\Q4.PRO\MethDB\PFAS_FULL_80C_010618.mdb 07 Jan 2018 14:02:00

Calibration: U:\Q4.PRO\CurveDB\C18_VAL-PFAS_Q4_01-06-18_FULL.cdb 07 Jan 2018 11:33:08

Name: 180106M2_22, Date: 06-Jan-2018, Time: 20:30:32, ID: B7L0209-BS1 OPR 0.25, Description: OPR

	# Name	Trace	Area	IS Area	Wt./Vol.	RRF	Pred.RT	RT	y Axis Resp.	Conc.	%Rec
1	3 PFBS	299.0 > 79.7	1.29e3	1.11e3	0.250		2.87	2.85	14.6	34.6162	86.5
2	4 PFHxA	313.2 > 268.9	6.98e3	2.24e3	0.250		3.38	3.35	15.6	39.0092	97.5
3	5 PFHpA	363.0 > 318.9	6.25e3	6.07e3	0.250		4.00	3.98	12.9	36.3621	90.9
4	6 L-PFHxS	398.9 > 79.6	9.22e2	7.82e2	0.250		4.14	4.12	14.7	29.2906	73.2
5	9 L-PFOA	413 > 368.7	5.50e3	7.74e3	0.250		4.51	4.49	8.88	34.6861	86.7
6	12 PFNA	463.0 > 418.8	5.46e3	6.72e3	0.250		4.90	4.92	10.2	30.6265	76.6
7	16 PFDA	513 > 468.8	5.82e3	5.65e3	0.250		5.31	5.28	12.9	39.9063	99.8
8	18 N-MeFOSAA	570.1 > 419	2.73e3	2.35e3	0.250		5.45	5.43	14.5	36.1289	90.3
9	19 N-EtFOSAA	584.2 > 419	2.26e3	3.19e3	0.250		5.61	5.59	8.83	33.3601	83.4
10	20 PFUdA	563.0 > 518.9	5.17e3	5.81e3	0.250		5.63	5.61	11.1	39.1228	97.8
11	22 PFDoA	612.9 > 569.0	6.91e3	4.53e3	0.250		5.91	5.89	19.1	36.2624	90.7

Dataset: U:\Q4.PRO\results\180106M2\170106M2-22.qld

Last Altered: Monday, January 08, 2018 12:40:01 Pacific Standard Time

Printed: Monday, January 08, 2018 12:42:29 Pacific Standard Time

Method: U:\Q4.PRO\MethDB\PFAS_FULL_80C_010618.mdb 07 Jan 2018 14:02:00

Calibration: U:\Q4.PRO\CurveDB\C18_VAL-PFAS_Q4_01-06-18_FULL.cdb 07 Jan 2018 11:33:08

Name: 180106M2_22, Date: 06-Jan-2018, Time: 20:30:32, ID: B7L0209-BS1 OPR 0.25, Description: OPR

#	Name	Trace	Area	IS Area	Wt./Vol.	RRF	Pred.RT	RT	y Axis Resp.	Conc.	%Rec
1	24 PFTrDA	662.9 > 618.9	7.53e3	4.53e3	0.250		6.14	6.12	20.8	36.1117	90.3
2	25 PFTeDA	712.9 > 668.8	3.96e3	2.27e3	0.250		6.34	6.32	21.8	33.4010	83.5
3	33 13C3-PFBS	302. > 98.8	1.11e3	8.43e3	0.250	0.121	2.87	2.86	1.64	54.2799	108.6
4	34 13C2-PFHxA	315 > 269.8	2.24e3	8.43e3	0.250	0.673	3.38	3.35	3.32	19.7059	98.5
5	35 13C4-PFHpA	367.2 > 321.8	6.07e3	8.43e3	0.250	0.706	4.00	3.97	9.00	51.0237	102.0
6	36 18O2-PFHxS	403.0 > 102.6	7.82e2	2.01e3	0.250	0.359	4.14	4.11	4.85	54.0067	108.0
7	37 13C2-6:2 FTS	429.1 > 408.9	2.42e3	8.37e3	0.250	0.273	4.45	4.43	3.62	52.9234	105.8
8	38 13C2-PFOA	414.9 > 369.7	7.74e3	8.37e3	0.250	0.979	4.51	4.49	11.6	47.2654	94.5
9	39 13C5-PFNA	468.2 > 422.9	6.72e3	7.77e3	0.250	0.941	4.90	4.92	10.8	45.9607	91.9
10	40 13C8-PFOSA	506.1 > 77.7	9.96e2	7.02e3	0.250	0.260	4.99	4.97	1.77	27.3347	54.7
11	41 13C8-PFOS	507.0 > 79.9	2.11e3	1.97e3	0.250	1.005	5.02	5.00	13.4	53.3136	106.6
12	42 13C2-PFDA	515.1 > 469.9	5.65e3	5.40e3	0.250	1.335	5.31	5.28	13.1	39.1881	78.4
13	43 13C2-8:2 FTS	529.1 > 508.7	1.02e3	8.43e3	0.250	0.141	5.26	5.26	1.51	43.0135	86.0
14	44 d3-N-MeFOSAA	573.3 > 419	2.35e3	7.02e3	0.250	0.398	5.45	5.43	4.19	42.1365	84.3
15	45 d5-N-EtFOSAA	589.3 > 419	3.19e3	7.02e3	0.250	0.473	5.61	5.58	5.69	48.1163	96.2
16	46 13C2-PFUdA	565 > 519.8	5.81e3	7.02e3	0.250	1.035	5.63	5.61	10.4	40.0189	80.0
17	47 13C2-PFDoA	615.0 > 569.7	4.53e3	7.02e3	0.250	0.667	5.91	5.88	8.07	48.3917	96.8
18	49 13C2-PFTeDA	714.8 > 669.6	2.27e3	7.02e3	0.250	0.321	6.34	6.32	4.05	50.4460	100.9
19	55 13C5-PFHxA	318 > 272.9	8.43e3	8.43e3	0.250	1.000	3.38	3.35	12.5	50.0000	100.0
20	56 13C3-PFHxS	401.9 > 79.9	2.01e3	2.01e3	0.250	1.000	4.14	4.12	12.5	50.0000	100.0
21	57 13C8-PFOA	421.3 > 376	8.37e3	8.37e3	0.250	1.000	4.51	4.49	12.5	50.0000	100.0
22	58 13C9-PFNA	472.2 > 426.9	7.77e3	7.77e3	0.250	1.000	4.90	4.91	12.5	50.0000	100.0
23	59 13C4-PFOS	503 > 79.9	1.97e3	1.97e3	0.250	1.000	5.02	5.00	12.5	50.0000	100.0
24	60 13C6-PFDA	519.1 > 473.7	5.40e3	5.40e3	0.250	1.000	5.31	5.28	12.5	50.0000	100.0
25	61 13C7-PFUdA	570.1 > 524.8	7.02e3	7.02e3	0.250	1.000	5.63	5.61	12.5	50.0000	100.0
26	62 Total PFHxS	398.9 > 79.6	9.22e2	7.82e2	0.250		4.14		14.7	29.2906	
27	63 Total PFOA	413 > 368.7	5.50e3	7.74e3	0.250		4.51		8.88	34.6861	
28	64 Total PFOS	499 > 79.9	1.42e3	2.11e3	0.250		5.02		8.44	28.8282	
29	65 Total N-MeFOSAA	570.1 > 419	2.73e3	2.35e3	0.250		5.45		14.5	36.1289	
30	66 Total N-EtFOSAA	584.2 > 419	2.26e3	3.19e3	0.250		5.61		8.83	33.3601	

Dataset: U:\Q4.PRO\results\180106M2\170106M2-22.qld

Last Altered: Monday, January 08, 2018 12:40:01 Pacific Standard Time

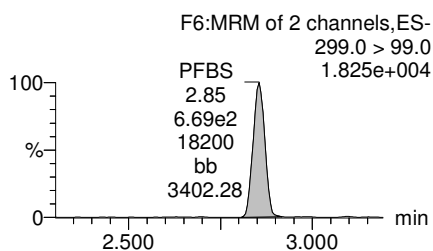
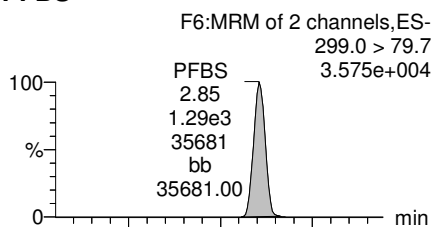
Printed: Monday, January 08, 2018 12:42:29 Pacific Standard Time

Method: U:\Q4.PRO\MethDB\PFAS_FULL_80C_010618.mdb 07 Jan 2018 14:02:00

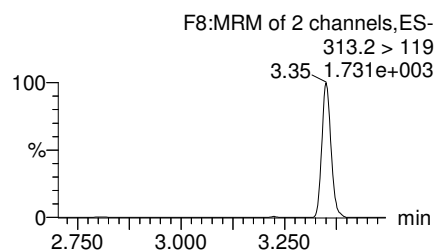
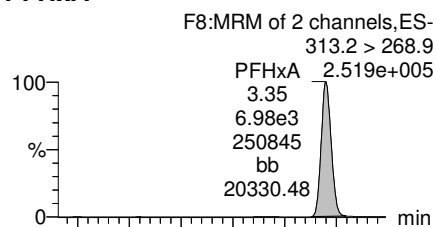
Calibration: U:\Q4.PRO\CurveDB\C18_VAL-PFAS_Q4_01-06-18_FULL.cdb 07 Jan 2018 11:33:08

Name: 180106M2_22, Date: 06-Jan-2018, Time: 20:30:32, ID: B7L0209-BS1 OPR 0.25, Description: OPR

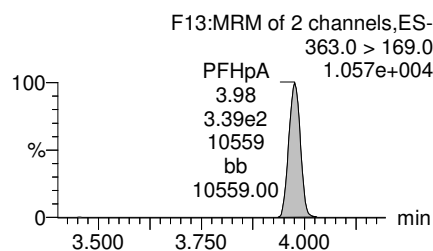
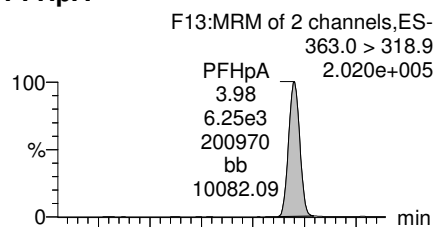
PFBS



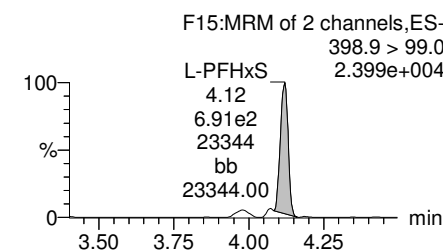
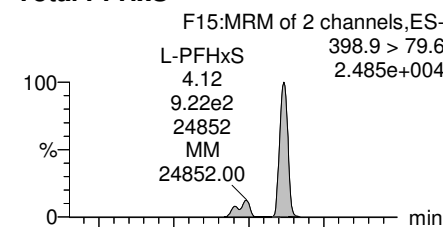
PFHxA



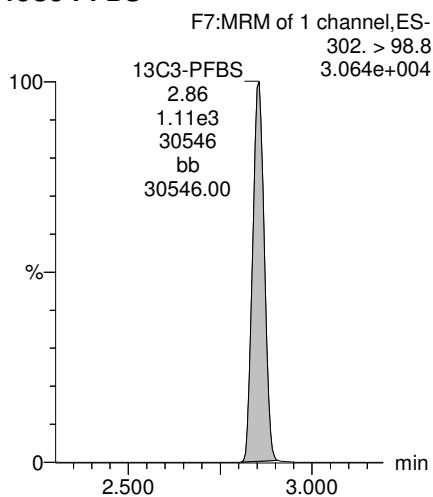
PFHpA



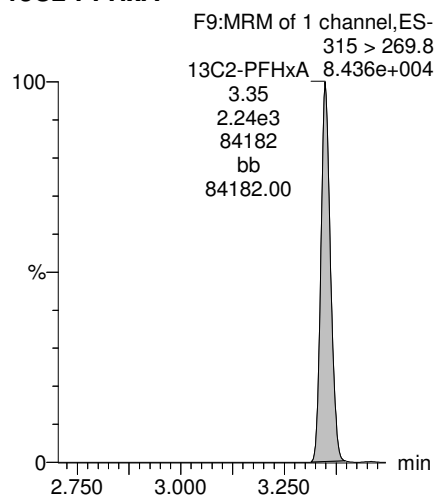
Total PFHxS



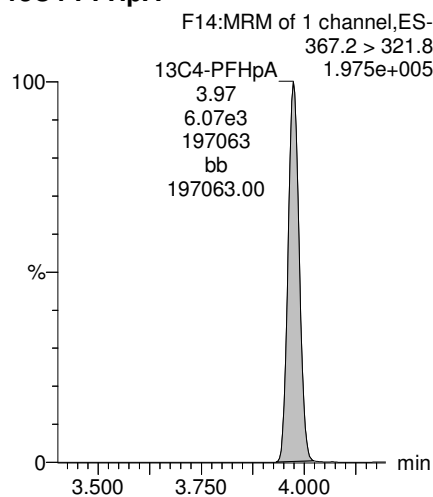
13C3-PFBS



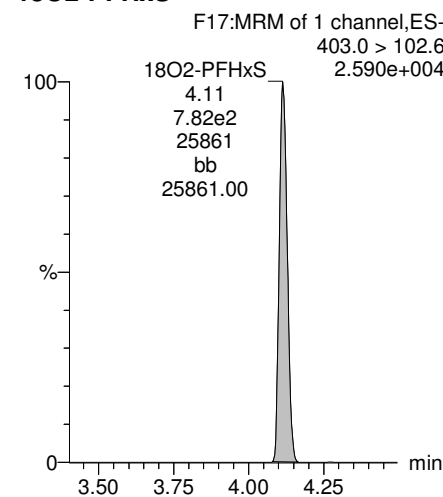
13C2-PFHxA



13C4-PFHpA



18O2-PFHxS

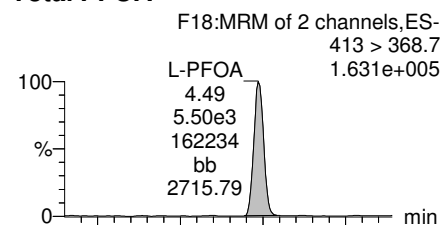


Dataset: U:\Q4.PRO\results\180106M2\170106M2-22.qld

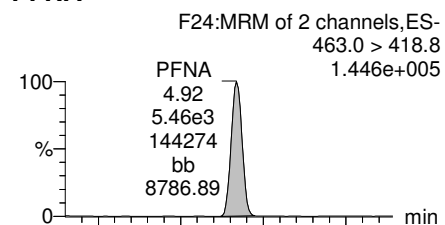
Last Altered: Monday, January 08, 2018 12:40:01 Pacific Standard Time
Printed: Monday, January 08, 2018 12:42:29 Pacific Standard Time

Name: 180106M2_22, Date: 06-Jan-2018, Time: 20:30:32, ID: B7L0209-BS1 OPR 0.25, Description: OPR

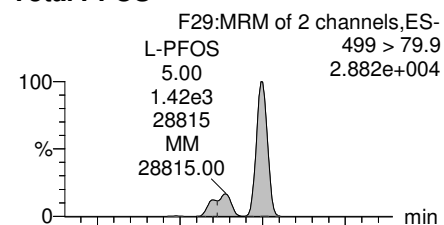
Total PFOA



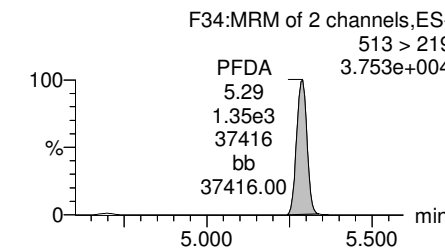
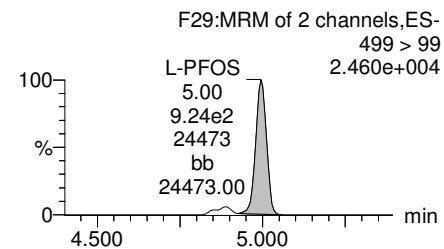
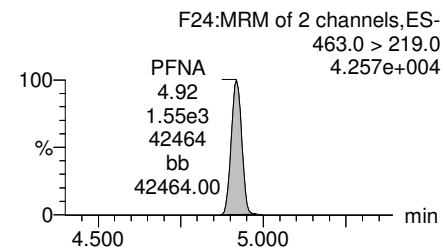
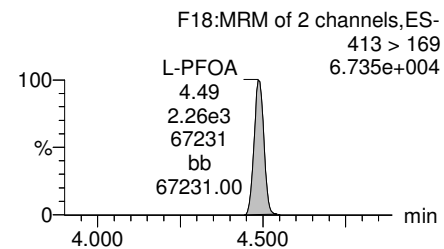
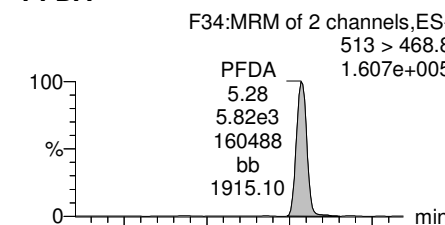
PFNA



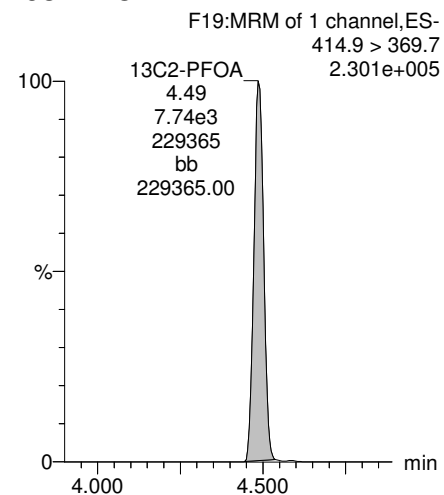
Total PFOS



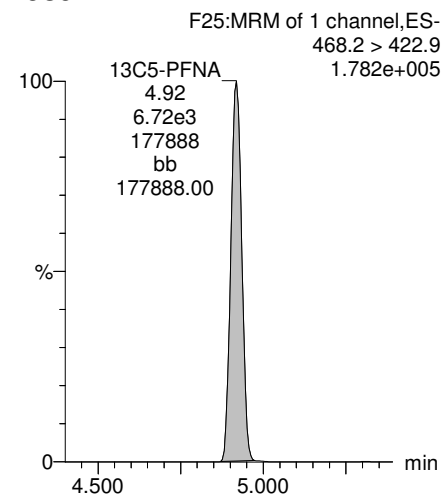
PFDA



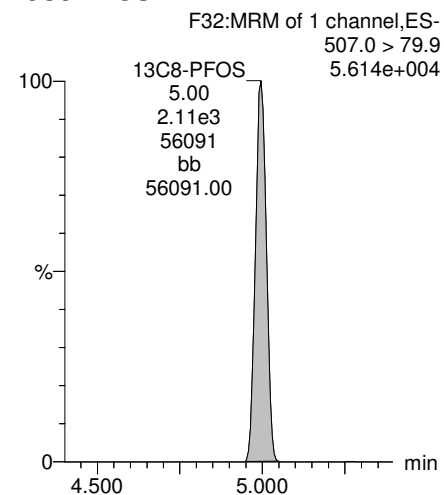
13C2-PFOA



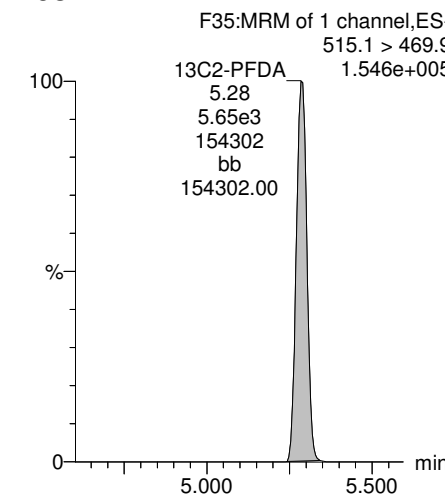
13C5-PFNA



13C8-PFOS



13C2-PFDA

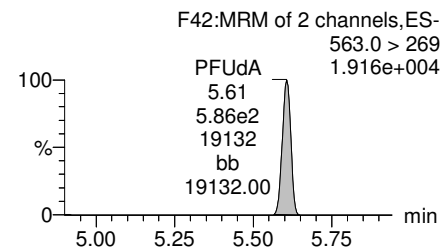
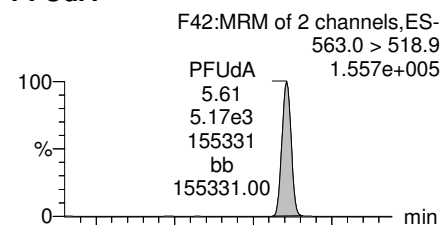


Dataset: U:\Q4.PRO\results\180106M2\170106M2-22.qld

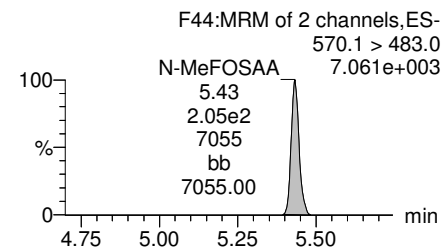
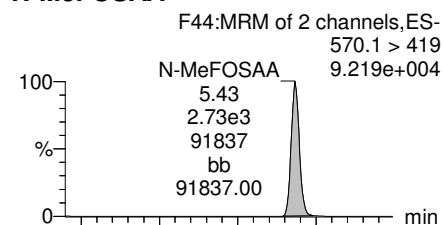
Last Altered: Monday, January 08, 2018 12:40:01 Pacific Standard Time
Printed: Monday, January 08, 2018 12:42:29 Pacific Standard Time

Name: 180106M2_22, Date: 06-Jan-2018, Time: 20:30:32, ID: B7L0209-BS1 OPR 0.25, Description: OPR

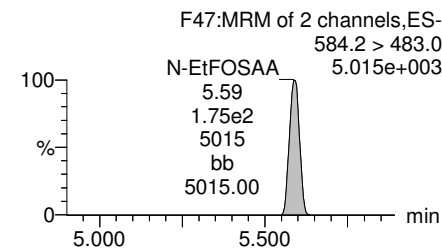
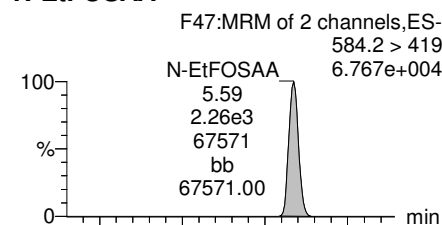
PFUdA



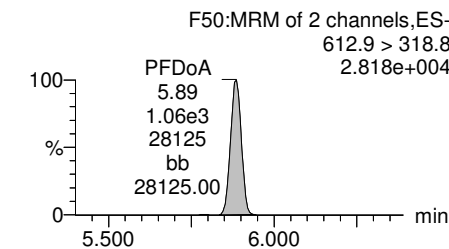
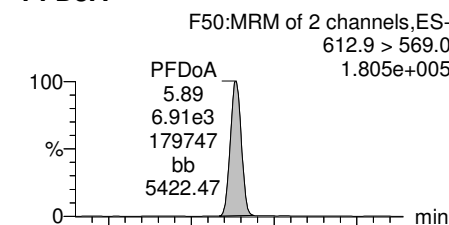
N-MeFOSAA



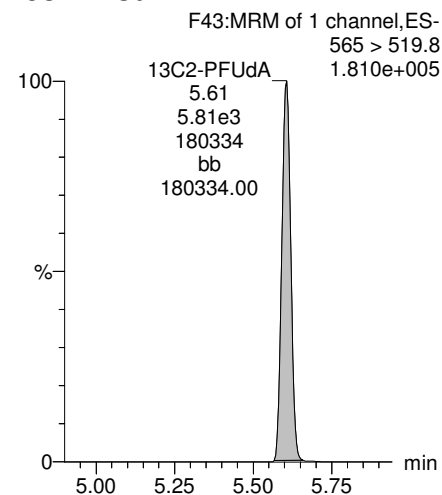
N-EtFOSAA



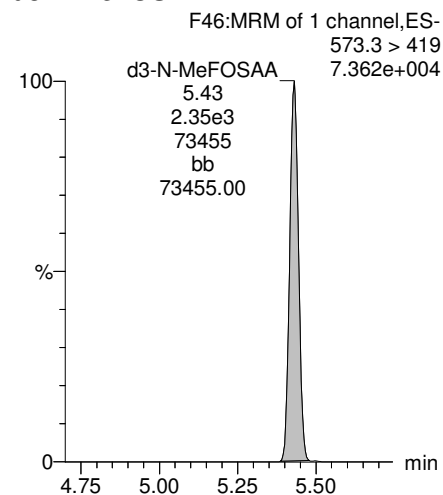
PFDaA



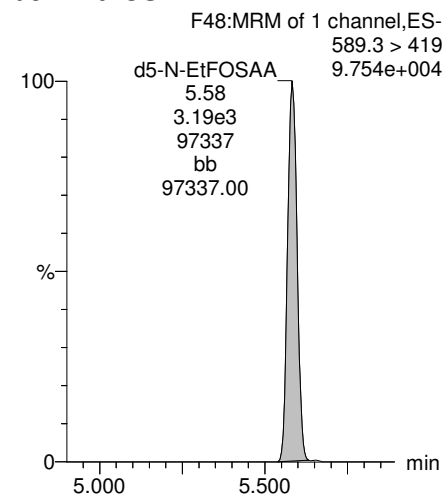
13C2-PFUdA



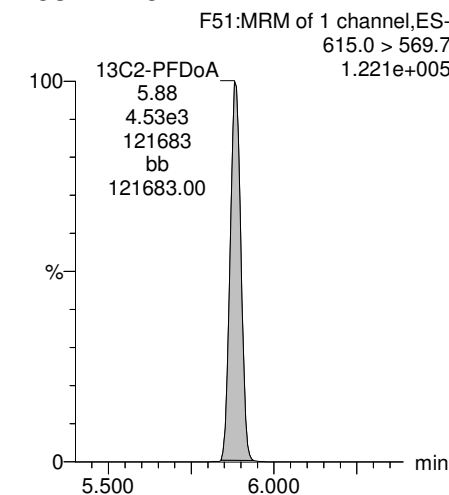
d3-N-MeFOSAA



d5-N-EtFOSAA



13C2-PFDaA

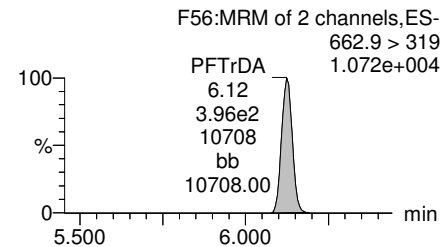
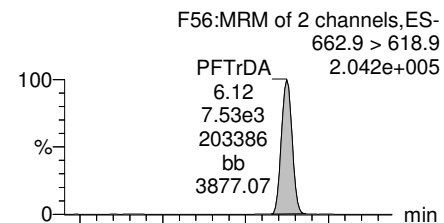


Dataset: U:\Q4.PRO\results\180106M2\170106M2-22.qld

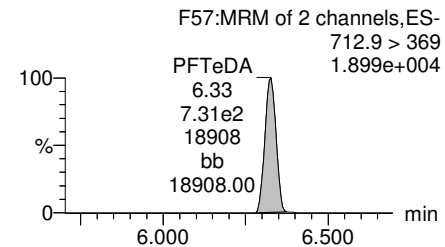
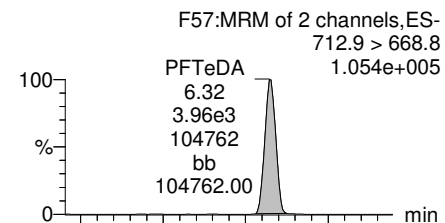
Last Altered: Monday, January 08, 2018 12:40:01 Pacific Standard Time
Printed: Monday, January 08, 2018 12:42:29 Pacific Standard Time

Name: 180106M2_22, Date: 06-Jan-2018, Time: 20:30:32, ID: B7L0209-BS1 OPR 0.25, Description: OPR

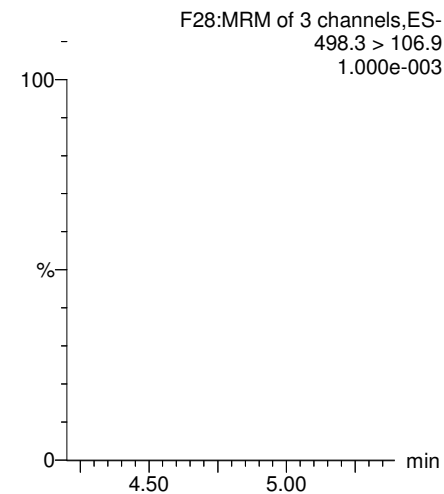
PFTTrDA



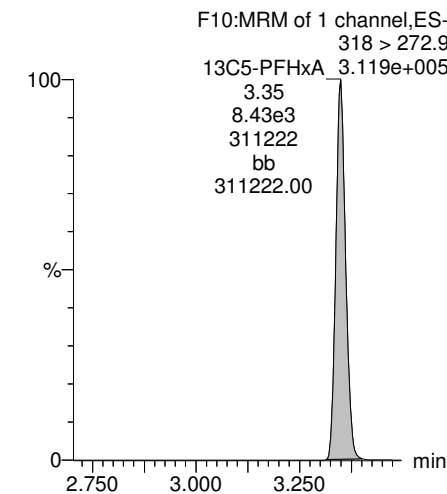
PFTeDA



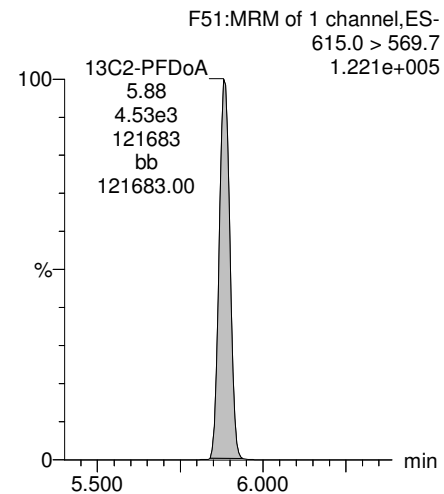
TCDA



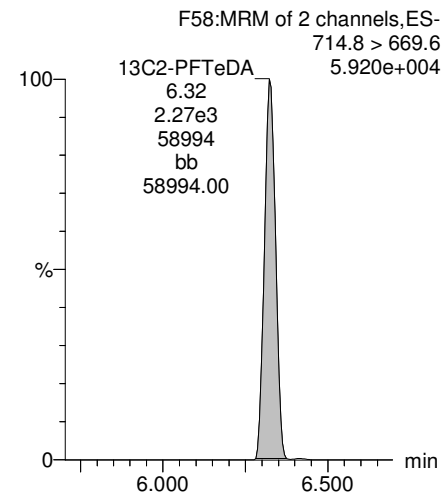
13C5-PFHxA



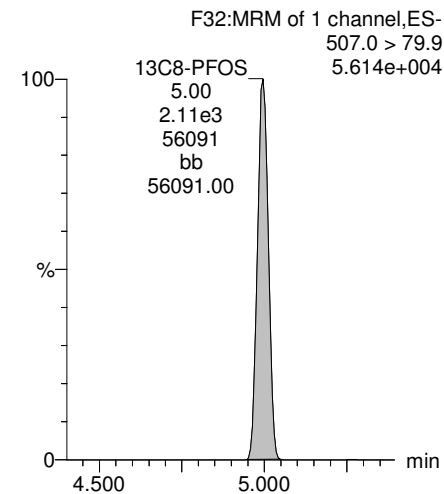
13C2-PFDoA



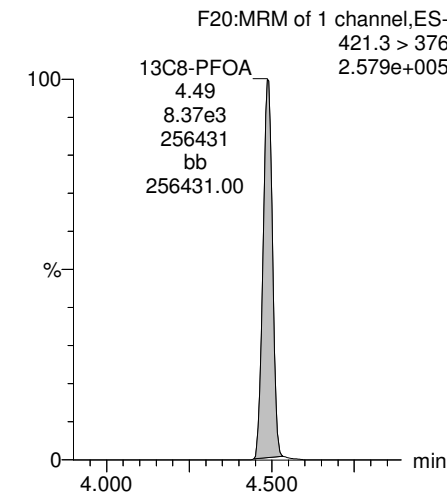
13C2-PFTeDA



13C8-PFOS



13C8-PFOA



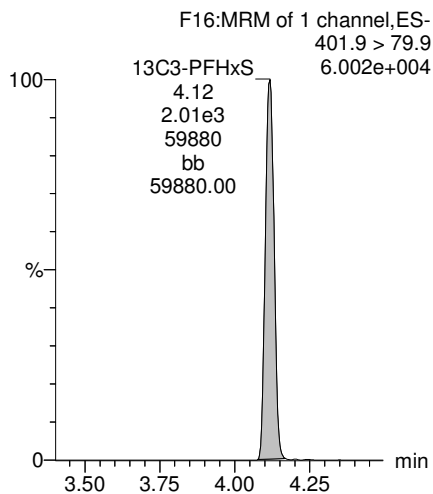
Dataset: U:\Q4.PRO\results\180106M2\170106M2-22.qld

Last Altered: Monday, January 08, 2018 12:40:01 Pacific Standard Time

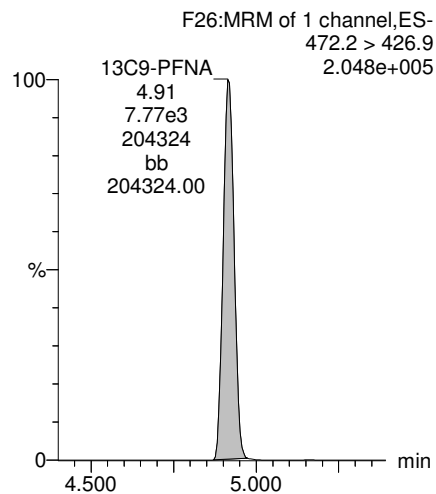
Printed: Monday, January 08, 2018 12:42:29 Pacific Standard Time

Name: 180106M2_22, Date: 06-Jan-2018, Time: 20:30:32, ID: B7L0209-BS1 OPR 0.25, Description: OPR

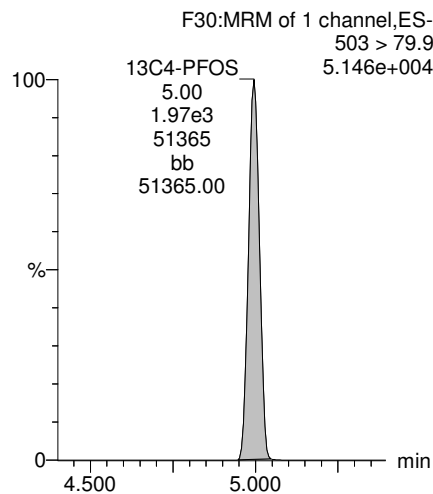
13C3-PFHxS



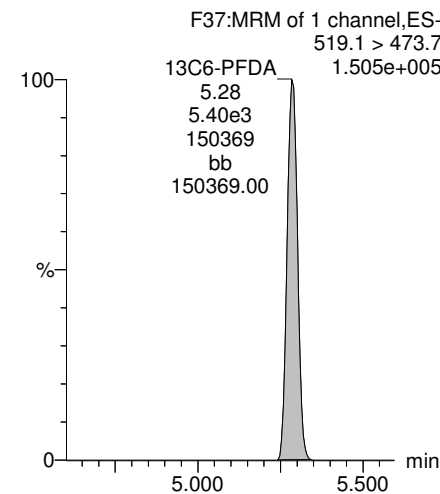
13C9-PFNA



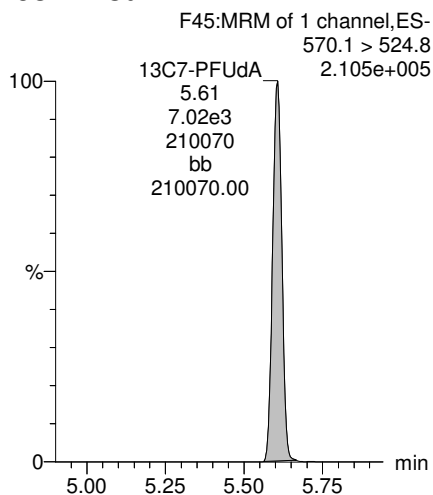
13C4-PFOS



13C6-PFDA



13C7-PFUdA



Dataset: U:\Q4.PRO\results\180103M2\180103M2-15.qld

Last Altered: Tuesday, January 09, 2018 07:59:56 Pacific Standard Time

Printed: Tuesday, January 09, 2018 08:00:19 Pacific Standard Time

Method: U:\Q4.PRO\MethDB\PFAS_FULL_80C_122917-PFOA-QUAD.mdb 05 Jan 2018 10:33:24

Calibration: U:\Q4.PRO\CurveDB\C18_VAL-PFAS_Q4_01-03-18_PFOS-PFHXS.cdb 08 Jan 2018 15:56:22

Name: 180103M2_15, Date: 04-Jan-2018, Time: 00:58:23, ID: B7L0209-BSD1 LCSD 0.25, Description: LCSD

	# Name	Trace	Area	IS Area	Wt./Vol.	RRF	Pred.RT	RT	y Axis Resp.	Conc.	%Rec
1	14 L-PFOS	499 > 79.9	1.55e3	1.83e3	0.2500		4.83	4.75	10.6	41.2	103.0
2	41 13C8-PFOS	507.0 > 79.9	1.83e3	2.00e3	0.2500	0.996	4.83	4.75	11.5	46.1	92.1
3	59 13C4-PFOS	503 > 79.9	2.00e3	2.00e3	0.2500	1.000	4.83	4.75	12.5	50.0	100.0
4	64 Total PFOS	499 > 79.9	1.77e3	1.83e3	0.2500		4.80		12.1	45.8	

Dataset: U:\Q4.PRO\results\180103M2\180103M2-15.qld

Last Altered: Tuesday, January 09, 2018 07:59:56 Pacific Standard Time

Printed: Tuesday, January 09, 2018 08:00:19 Pacific Standard Time

Method: U:\Q4.PRO\MethDB\PFAS_FULL_80C_122917-PFOA-QUAD.mdb 05 Jan 2018 10:33:24


Calibration: U:\Q4.PRO\CurveDB\C18_VAL-PFAS_Q4_01-03-18_PFOS-PFHXS.cdb 08 Jan 2018 15:56:22

Name: 180103M2_15, Date: 04-Jan-2018, Time: 00:58:23, ID: B7L0209-BSD1 LCSD 0.25, Description: LCSD

Total PFOS

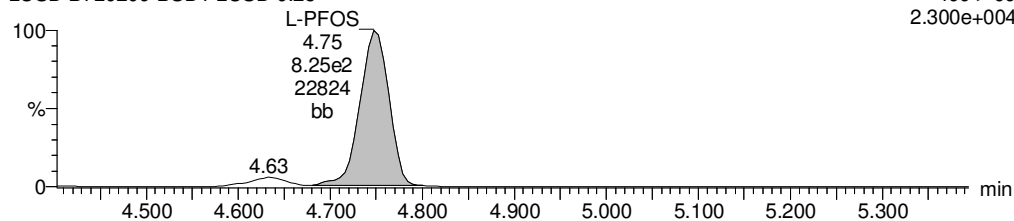
180103M2_15 Smooth(Mn,1x2)
LCSD B7L0209-BSD1 LCSD 0.25

F29:MRM of 2 channels,ES-
499 > 79.9
3.243e+004



180103M2_15 Smooth(Mn,1x2)
LCSD B7L0209-BSD1 LCSD 0.25

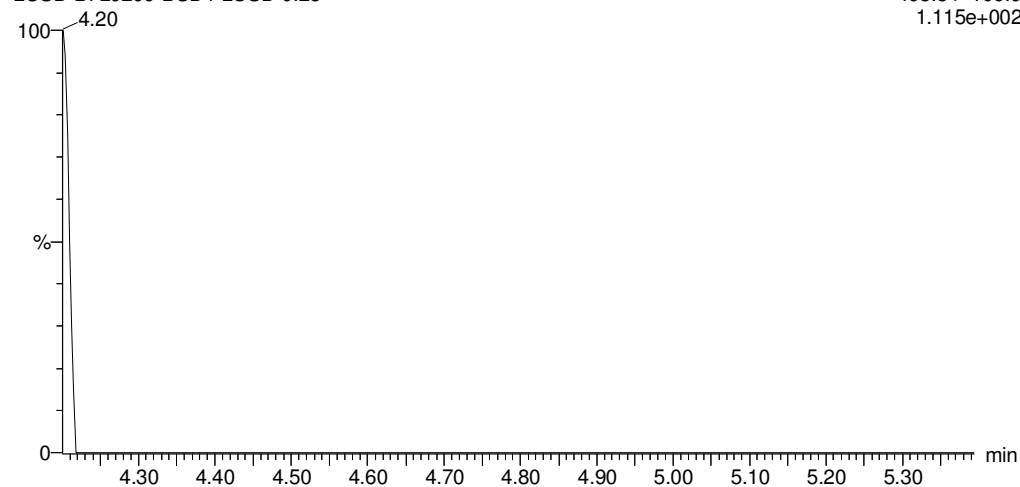
F29:MRM of 2 channels,ES-
499 > 99
2.300e+004



TCDA

180103M2_15 Smooth(Mn,1x2)
LCSD B7L0209-BSD1 LCSD 0.25

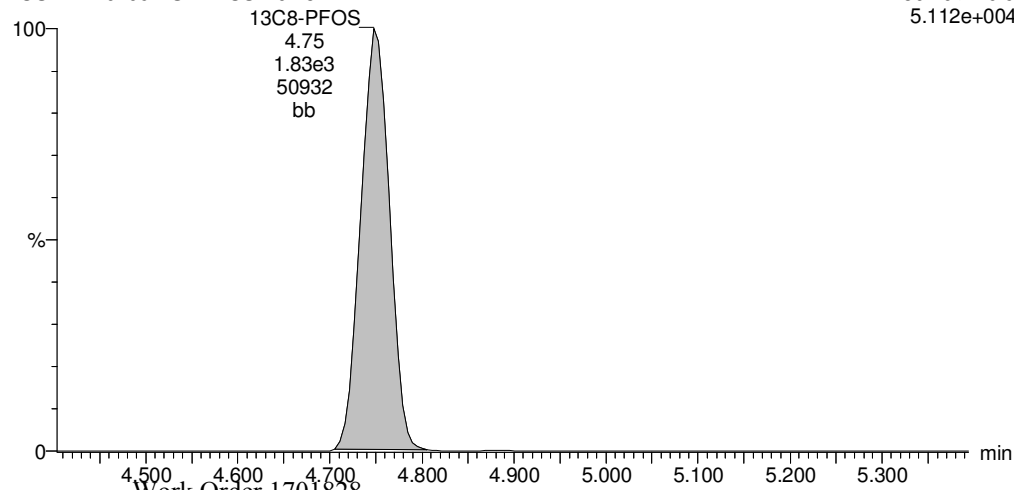
F28:MRM of 3 channels,ES-
498.3 > 106.9
1.115e+002



13C8-PFOS

180103M2_15 Smooth(Mn,1x2)
LCSD B7L0209-BSD1 LCSD 0.25

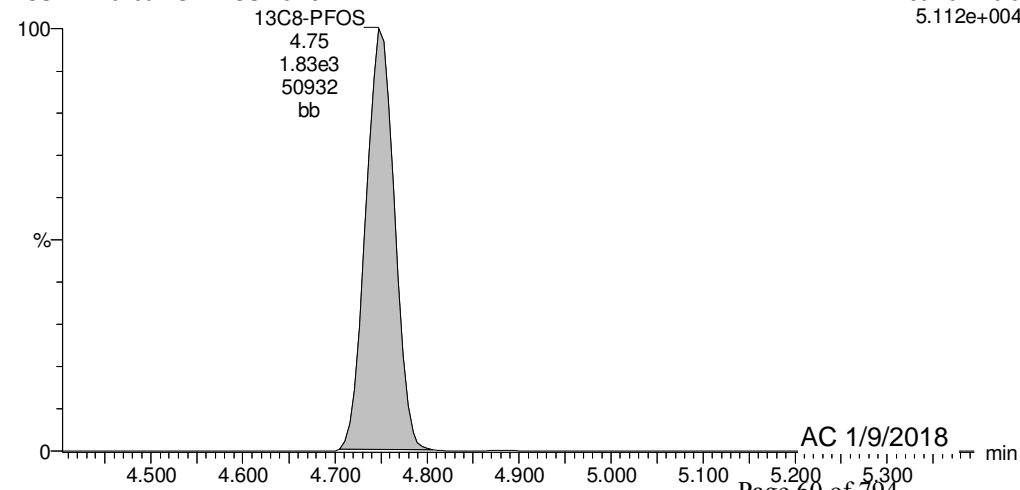
F32:MRM of 1 channel,ES-
507.0 > 79.9
5.112e+004



13C8-PFOS

180103M2_15 Smooth(Mn,1x2)
LCSD B7L0209-BSD1 LCSD 0.25

F32:MRM of 1 channel,ES-
507.0 > 79.9
5.112e+004



Dataset: U:\Q4.PRO\results\180103M2\180103M2-15.qld

Last Altered: Tuesday, January 09, 2018 07:59:56 Pacific Standard Time

Printed: Tuesday, January 09, 2018 08:00:19 Pacific Standard Time

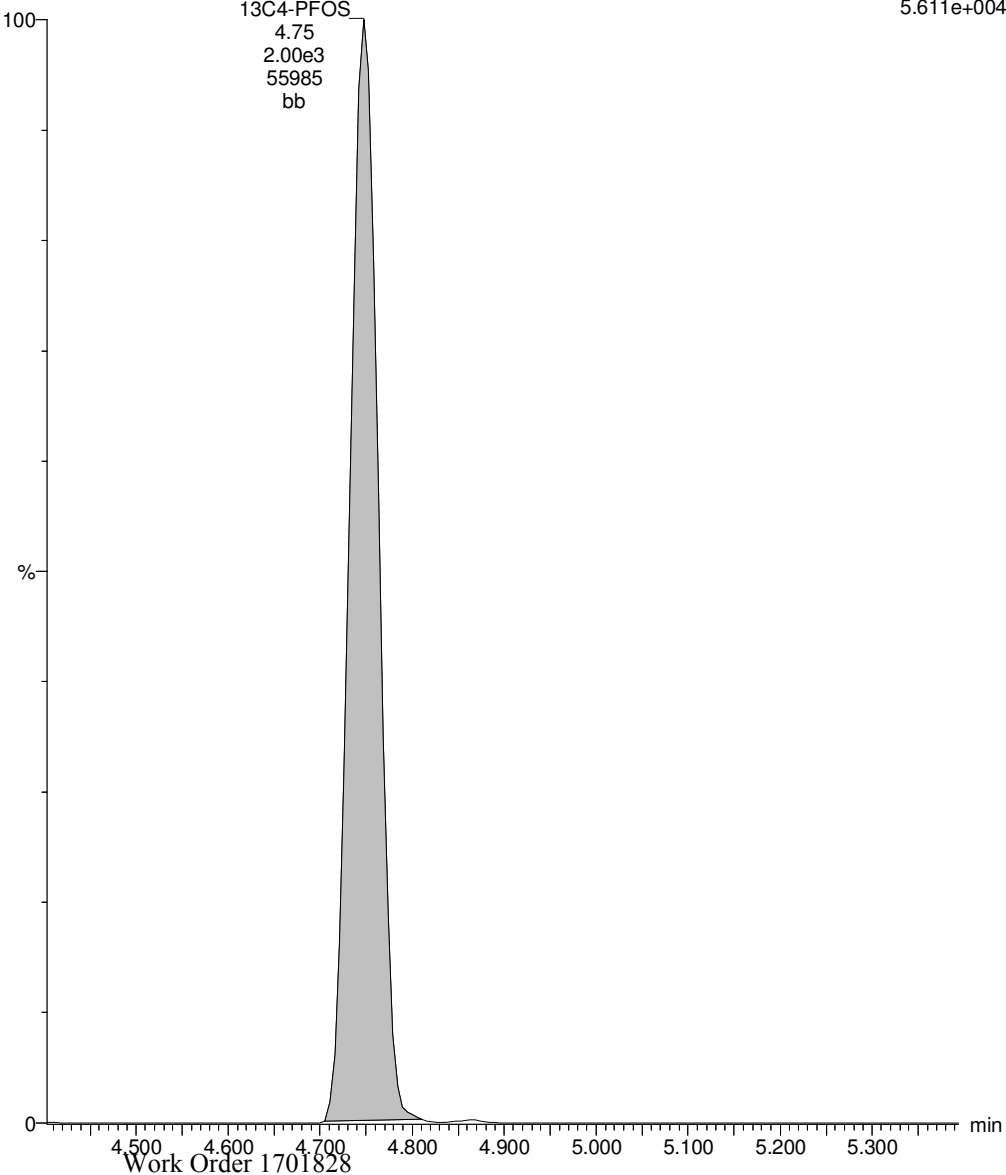
Name: 180103M2_15, Date: 04-Jan-2018, Time: 00:58:23, ID: B7L0209-BSD1 LCSD 0.25, Description: LCSD

13C4-PFOS

180103M2_15 Smooth(Mn,1x2)
LCSD B7L0209-BSD1 LCSD 0.25

F30:MRM of 1 channel,ES-
503 > 79.9
5.611e+004

13C4-PFOS
4.75
2.00e3
55985
bb



Dataset: U:\Q4.PRO\results\180106M2\170106M2-23.qld

Last Altered: Monday, January 08, 2018 12:48:12 Pacific Standard Time

Printed: Monday, January 08, 2018 12:48:52 Pacific Standard Time

Method: U:\Q4.PRO\MethDB\PFAS_FULL_80C_010618.mdb 07 Jan 2018 14:02:00

Calibration: U:\Q4.PRO\CurveDB\C18_VAL-PFAS_Q4_01-06-18_FULL.cdb 07 Jan 2018 11:33:08

Name: 180106M2_23, Date: 06-Jan-2018, Time: 20:41:42, ID: B7L0209-BSD1 LCSD 0.25, Description: LCSD

	# Name	Trace	Area	IS Area	Wt./Vol.	RRF	Pred.RT	RT	y Axis Resp.	Conc.	%Rec
1	3 PFBS	299.0 > 79.7	1.36e3	9.34e2	0.250		2.87	2.85	18.2	43.0333	107.6
2	4 PFHxA	313.2 > 268.9	7.05e3	2.16e3	0.250		3.38	3.35	16.3	40.9063	102.3
3	5 PFHpA	363.0 > 318.9	5.79e3	5.82e3	0.250		4.00	3.98	12.4	35.1241	87.8
4	6 L-PFHxS	398.9 > 79.6	9.21e2	6.56e2	0.250		4.14	4.12	17.5	33.1746	82.9
5	9 L-PFOA	413 > 368.7	5.40e3	7.24e3	0.250		4.51	4.49	9.31	36.3831	91.0
6	12 PFNA	463.0 > 418.8	5.51e3	6.33e3	0.250		4.90	4.92	10.9	32.8183	82.0
7	16 PFDA	513 > 468.8	5.39e3	6.13e3	0.250		5.31	5.29	11.0	33.9970	85.0
8	18 N-MeFOSAA	570.1 > 419	3.06e3	2.80e3	0.250		5.45	5.43	13.7	33.9860	85.0
9	19 N-EtFOSAA	584.2 > 419	2.38e3	2.81e3	0.250		5.61	5.59	10.6	40.0972	100.2
10	20 PFUdA	563.0 > 518.9	6.75e3	8.02e3	0.250		5.63	5.61	10.5	37.0362	92.6
11	22 PFDoA	612.9 > 569.0	7.99e3	4.63e3	0.250		5.91	5.89	21.5	41.1580	102.9

Dataset: U:\Q4.PRO\results\180106M2\170106M2-23.qld

Last Altered: Monday, January 08, 2018 12:48:12 Pacific Standard Time

Printed: Monday, January 08, 2018 12:49:27 Pacific Standard Time

Method: U:\Q4.PRO\MethDB\PFAS_FULL_80C_010618.mdb 07 Jan 2018 14:02:00

Calibration: U:\Q4.PRO\CurveDB\C18_VAL-PFAS_Q4_01-06-18_FULL.cdb 07 Jan 2018 11:33:08

Name: 180106M2_23, Date: 06-Jan-2018, Time: 20:41:42, ID: B7L0209-BSD1 LCSD 0.25, Description: LCSD

#	Name	Trace	Area	IS Area	Wt./Vol.	RRF	Pred.RT	RT	y Axis Resp.	Conc.	%Rec
1	24 PFTrDA	662.9 > 618.9	8.23e3	4.63e3	0.250		6.14	6.12	22.2	38.5602	96.4
2	25 PFTeDA	712.9 > 668.8	4.39e3	2.62e3	0.250		6.34	6.32	21.0	32.1237	80.3
3	33 13C3-PFBS	302. > 98.8	9.34e2	7.94e3	0.250	0.121	2.87	2.86	1.47	48.7065	97.4
4	34 13C2-PFHxA	315 > 269.8	2.16e3	7.94e3	0.250	0.673	3.38	3.35	3.40	20.1653	100.8
5	35 13C4-PFHpA	367.2 > 321.8	5.82e3	7.94e3	0.250	0.706	4.00	3.97	9.16	51.9600	103.9
6	36 18O2-PFHxS	403.0 > 102.6	6.56e2	2.17e3	0.250	0.359	4.14	4.12	3.78	42.0386	84.1
7	37 13C2-6:2 FTS	429.1 > 408.9	2.11e3	8.45e3	0.250	0.273	4.45	4.44	3.13	45.7827	91.6
8	38 13C2-PFOA	414.9 > 369.7	7.24e3	8.45e3	0.250	0.979	4.51	4.49	10.7	43.8087	87.6
9	39 13C5-PFNA	468.2 > 422.9	6.33e3	8.11e3	0.250	0.941	4.90	4.92	9.76	41.4848	83.0
10	40 13C8-PFOA	506.1 > 77.7	9.63e2	9.40e3	0.250	0.260	4.99	4.97	1.28	19.7332	39.5
11	41 13C8-PFOS	507.0 > 79.9	2.31e3	2.32e3	0.250	1.005	5.02	5.00	12.4	49.4678	98.9
12	42 13C2-PFDA	515.1 > 469.9	6.13e3	5.63e3	0.250	1.335	5.31	5.29	13.6	40.7822	81.6
13	43 13C2-8:2 FTS	529.1 > 508.7	8.00e2	7.94e3	0.250	0.141	5.26	5.26	1.26	35.7700	71.5
14	44 d3-N-MeFOSAA	573.3 > 419	2.80e3	9.40e3	0.250	0.398	5.45	5.43	3.73	37.4558	74.9
15	45 d5-N-EtFOSAA	589.3 > 419	2.81e3	9.40e3	0.250	0.473	5.61	5.58	3.74	31.6041	63.2
16	46 13C2-PFUdA	565 > 519.8	8.02e3	9.40e3	0.250	1.035	5.63	5.61	10.7	41.2284	82.5
17	47 13C2-PFDoA	615.0 > 569.7	4.63e3	9.40e3	0.250	0.667	5.91	5.89	6.16	36.9877	74.0
18	49 13C2-PFTeDA	714.8 > 669.6	2.62e3	9.40e3	0.250	0.321	6.34	6.32	3.48	43.4252	86.9
19	55 13C5-PFHxA	318 > 272.9	7.94e3	7.94e3	0.250	1.000	3.38	3.35	12.5	50.0000	100.0
20	56 13C3-PFHxS	401.9 > 79.9	2.17e3	2.17e3	0.250	1.000	4.14	4.12	12.5	50.0000	100.0
21	57 13C8-PFOA	421.3 > 376	8.45e3	8.45e3	0.250	1.000	4.51	4.49	12.5	50.0000	100.0
22	58 13C9-PFNA	472.2 > 426.9	8.11e3	8.11e3	0.250	1.000	4.90	4.92	12.5	50.0000	100.0
23	59 13C4-PFOS	503 > 79.9	2.32e3	2.32e3	0.250	1.000	5.02	5.00	12.5	50.0000	100.0
24	60 13C6-PFDA	519.1 > 473.7	5.63e3	5.63e3	0.250	1.000	5.31	5.29	12.5	50.0000	100.0
25	61 13C7-PFUdA	570.1 > 524.8	9.40e3	9.40e3	0.250	1.000	5.63	5.61	12.5	50.0000	100.0
26	62 Total PFHxS	398.9 > 79.6	9.21e2	6.56e2	0.250		4.14		17.5	33.1746	
27	63 Total PFOA	413 > 368.7	5.40e3	7.24e3	0.250		4.51		9.31	36.3831	
28	64 Total PFOS	499 > 79.9	9.82e2	2.31e3	0.250		5.02		5.31	18.2917	
29	65 Total N-MeFOSAA	570.1 > 419	3.06e3	2.80e3	0.250		5.45		13.7	33.9860	
30	66 Total N-EtFOSAA	584.2 > 419	2.38e3	2.81e3	0.250		5.61		10.6	40.0972	

Dataset: U:\Q4.PRO\results\180106M2\170106M2-23.qld

Last Altered: Monday, January 08, 2018 12:48:12 Pacific Standard Time

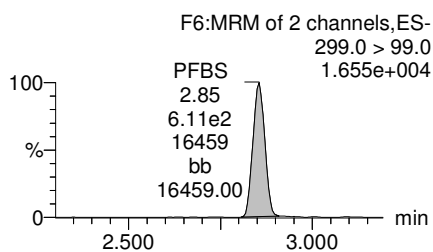
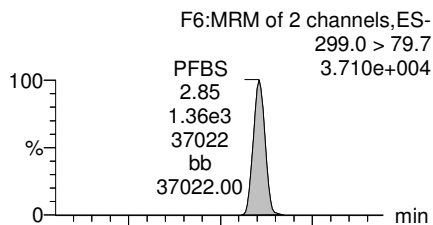
Printed: Monday, January 08, 2018 12:49:27 Pacific Standard Time

Method: U:\Q4.PRO\MethDB\PFAS_FULL_80C_010618.mdb 07 Jan 2018 14:02:00

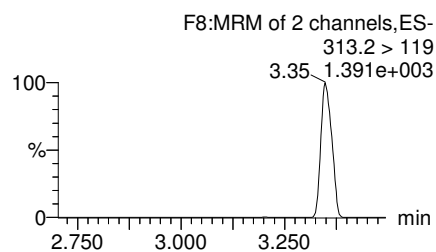
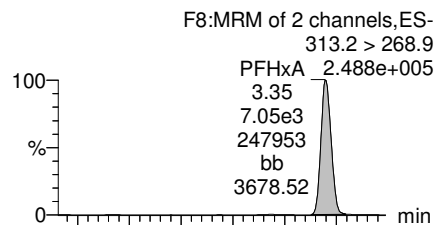
Calibration: U:\Q4.PRO\CurveDB\C18_VAL-PFAS_Q4_01-06-18_FULL.cdb 07 Jan 2018 11:33:08

Name: 180106M2_23, Date: 06-Jan-2018, Time: 20:41:42, ID: B7L0209-BSD1 LCSD 0.25, Description: LCSD

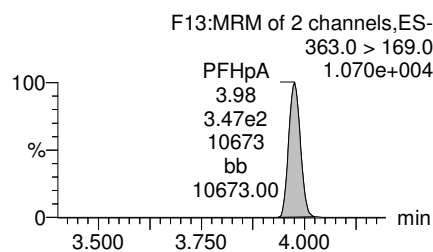
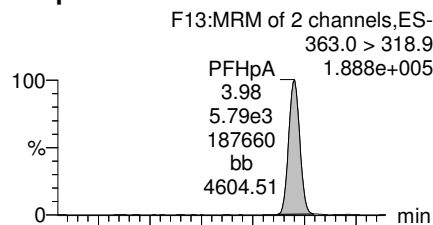
PFBS



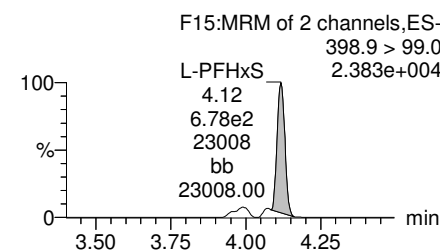
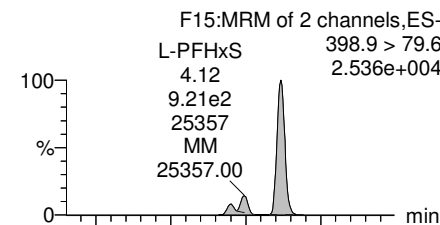
PFHxA



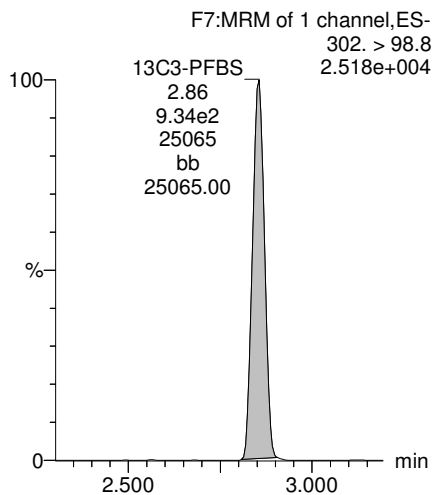
PFHpA



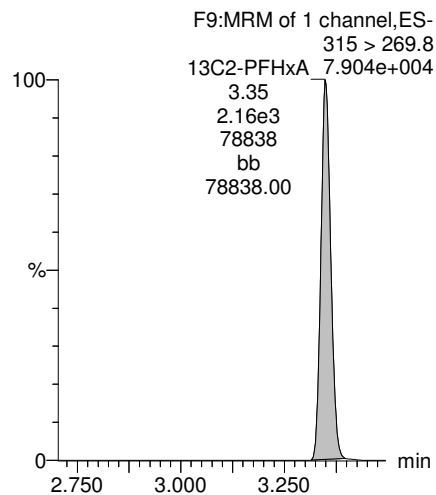
Total PFHxS



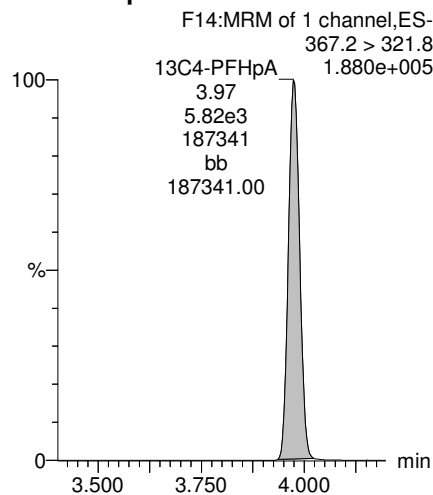
13C3-PFBS



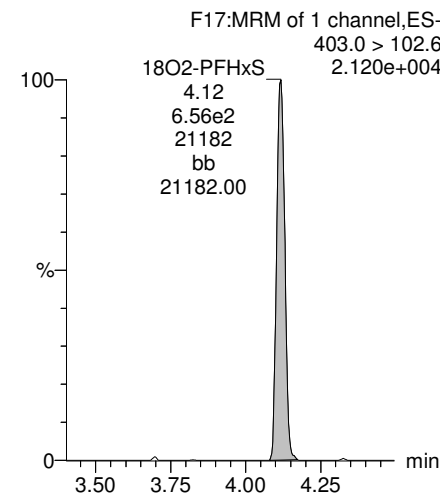
13C2-PFHxA



13C4-PFHpA



18O2-PFHxS



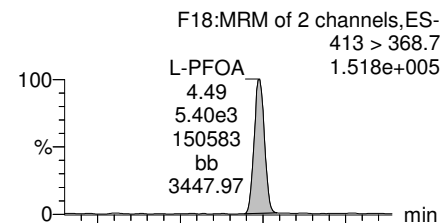
Dataset: U:\Q4.PRO\results\180106M2\170106M2-23.qld

Last Altered: Monday, January 08, 2018 12:48:12 Pacific Standard Time

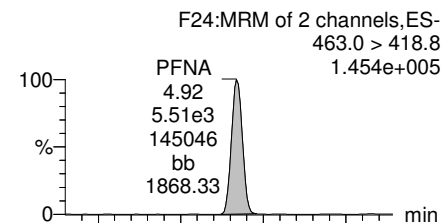
Printed: Monday, January 08, 2018 12:49:27 Pacific Standard Time

Name: 180106M2_23, Date: 06-Jan-2018, Time: 20:41:42, ID: B7L0209-BSD1 LCSD 0.25, Description: LCSD

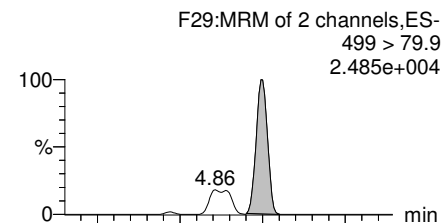
Total PFOA



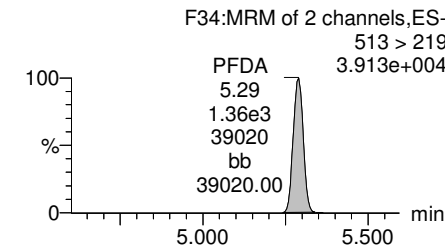
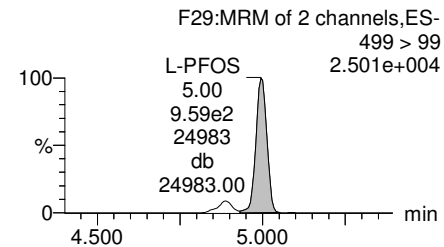
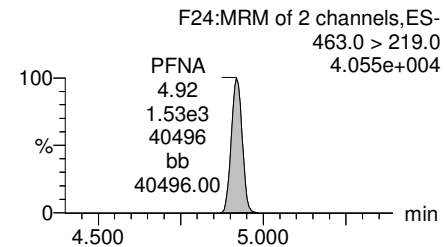
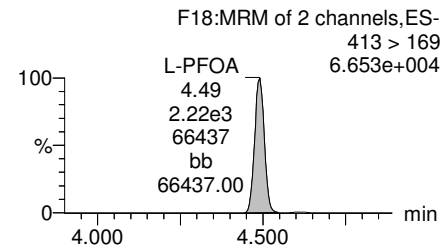
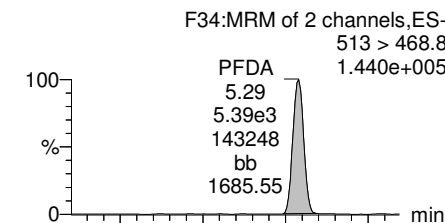
PFNA



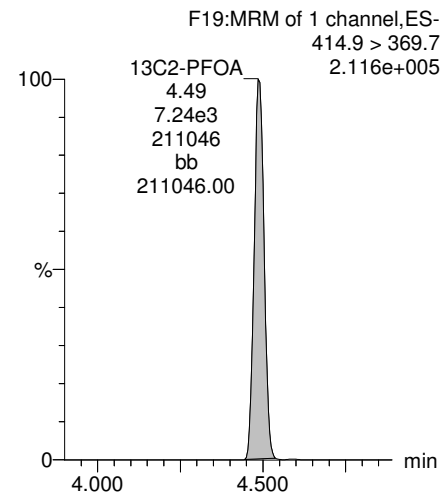
Total PFOS



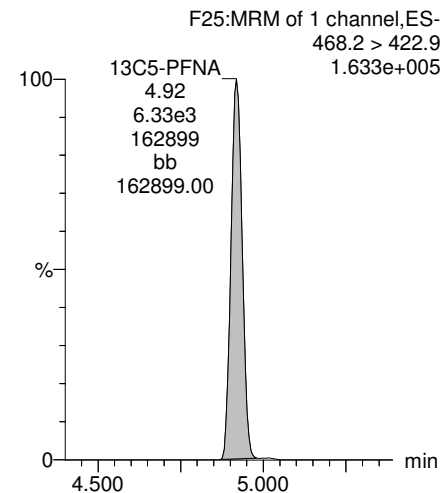
PFDA



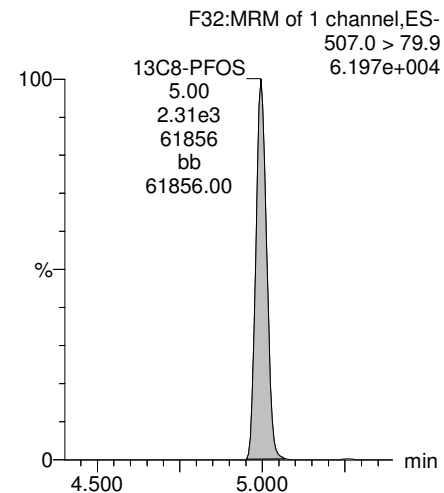
13C2-PFOA



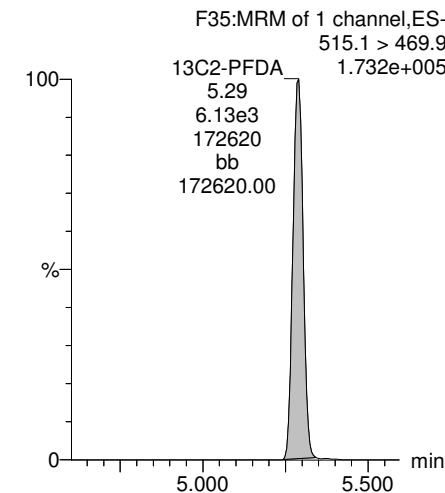
13C5-PFNA



13C8-PFOS



13C2-PFDA



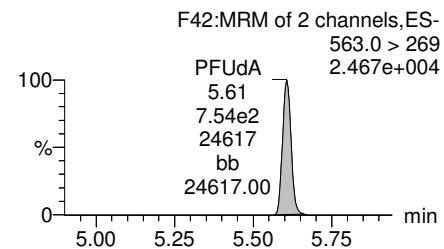
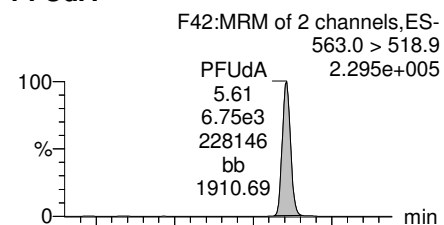
Dataset: U:\Q4.PRO\results\180106M2\170106M2-23.qld

Last Altered: Monday, January 08, 2018 12:48:12 Pacific Standard Time

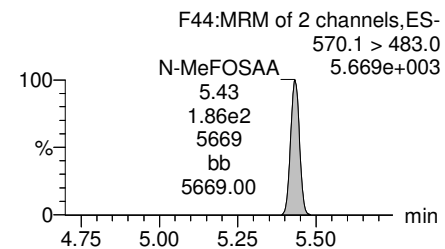
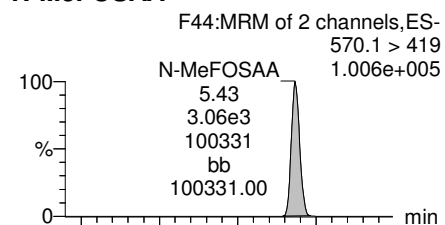
Printed: Monday, January 08, 2018 12:49:27 Pacific Standard Time

Name: 180106M2_23, Date: 06-Jan-2018, Time: 20:41:42, ID: B7L0209-BSD1 LCSD 0.25, Description: LCSD

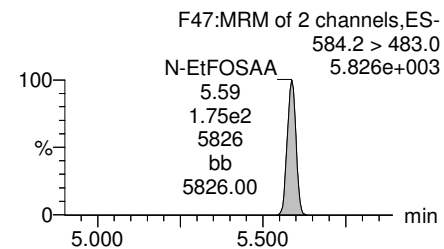
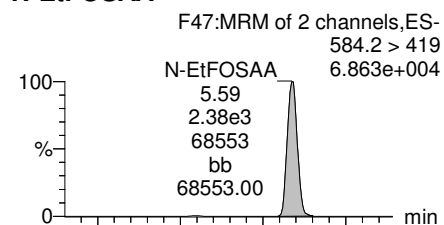
PFUDa



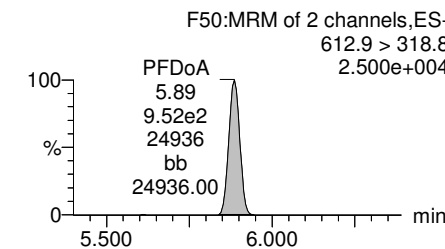
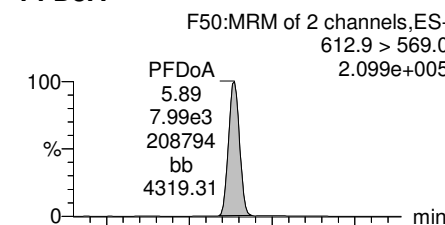
N-MeFOSAA



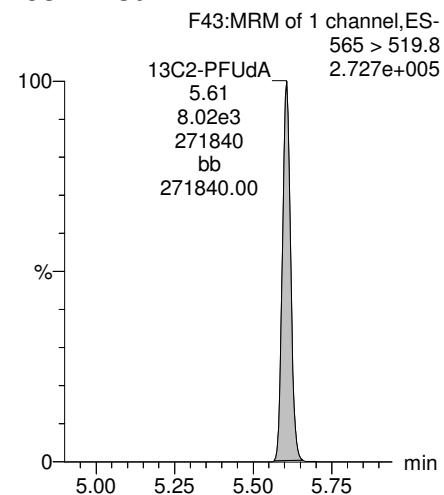
N-EtFOSAA



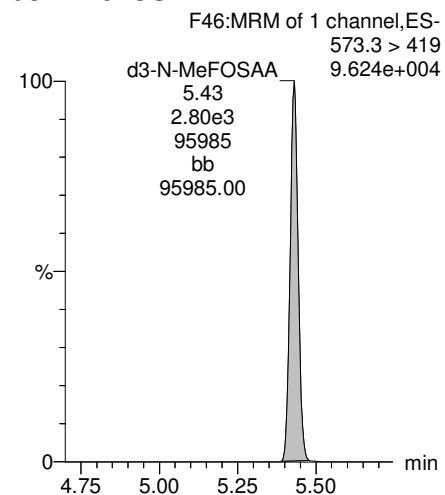
PFDaA



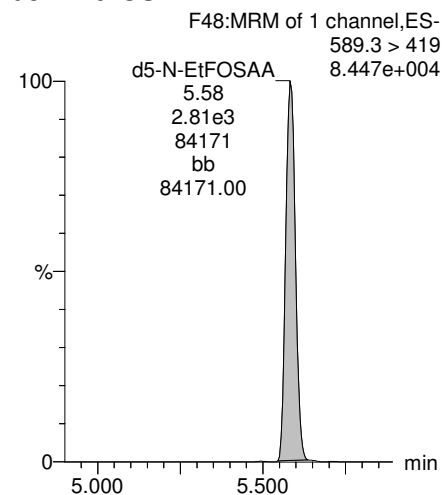
13C2-PFUDa



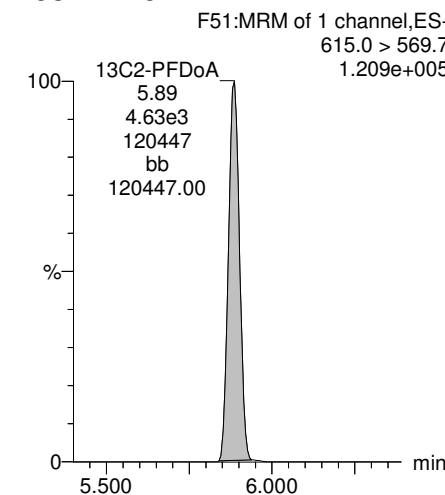
d3-N-MeFOSAA



d5-N-EtFOSAA



13C2-PFDaA



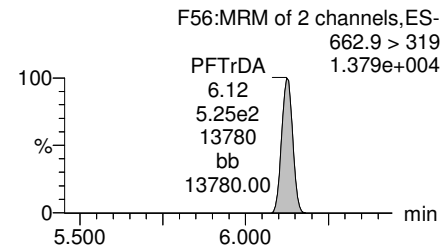
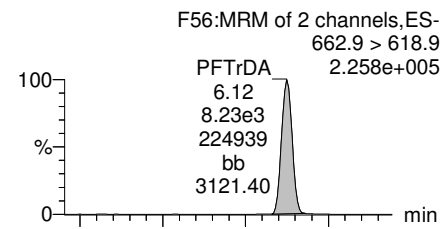
Dataset: U:\Q4.PRO\results\180106M2\170106M2-23.qld

Last Altered: Monday, January 08, 2018 12:48:12 Pacific Standard Time

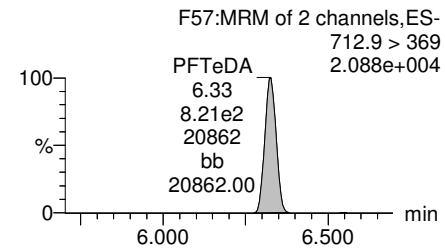
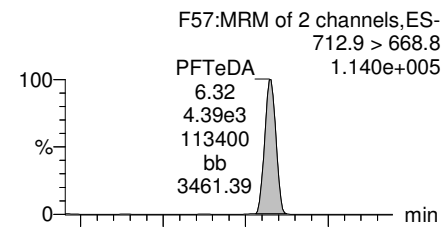
Printed: Monday, January 08, 2018 12:49:27 Pacific Standard Time

Name: 180106M2_23, Date: 06-Jan-2018, Time: 20:41:42, ID: B7L0209-BSD1 LCSD 0.25, Description: LCSD

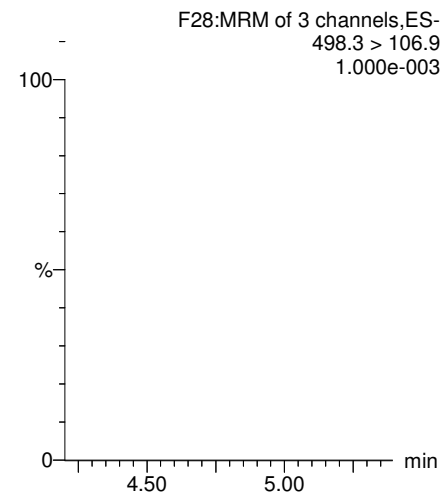
PFTTrDA



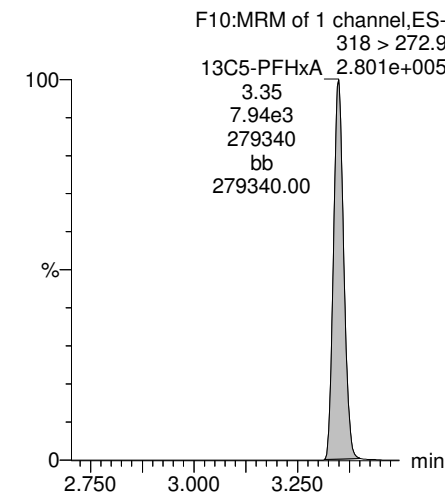
PFTeDA



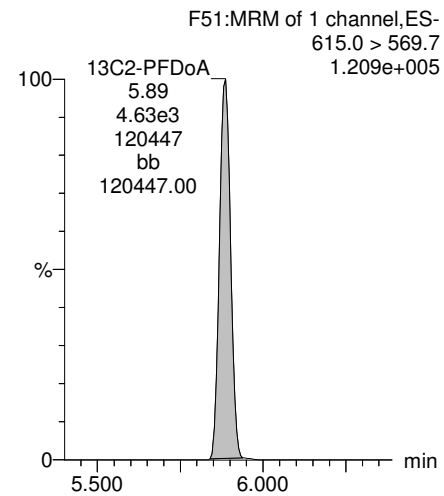
TCDA



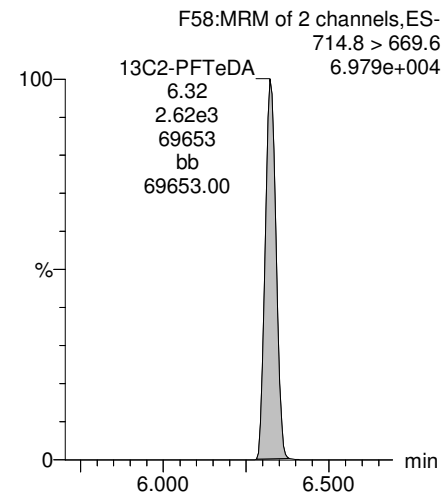
13C5-PFHxA



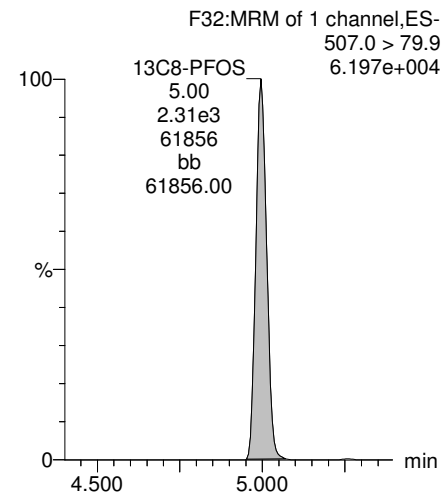
13C2-PFDoA



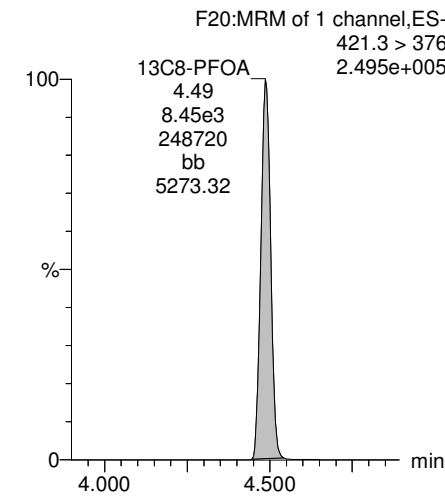
13C2-PFTeDA



13C8-PFOS



13C8-PFOA



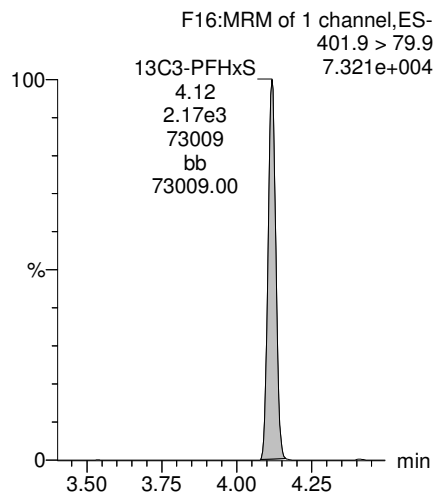
Dataset: U:\Q4.PRO\results\180106M2\170106M2-23.qld

Last Altered: Monday, January 08, 2018 12:48:12 Pacific Standard Time

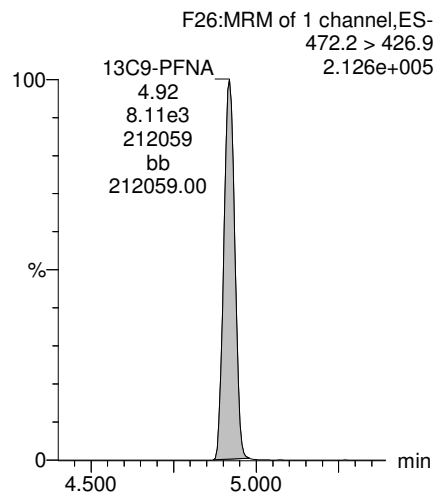
Printed: Monday, January 08, 2018 12:49:27 Pacific Standard Time

Name: 180106M2_23, Date: 06-Jan-2018, Time: 20:41:42, ID: B7L0209-BSD1 LCSD 0.25, Description: LCSD

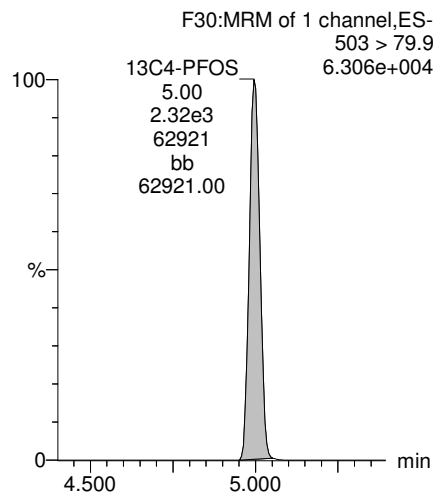
13C3-PFHxS



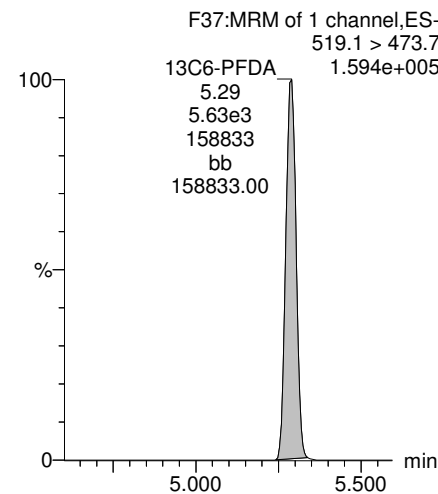
13C9-PFNA



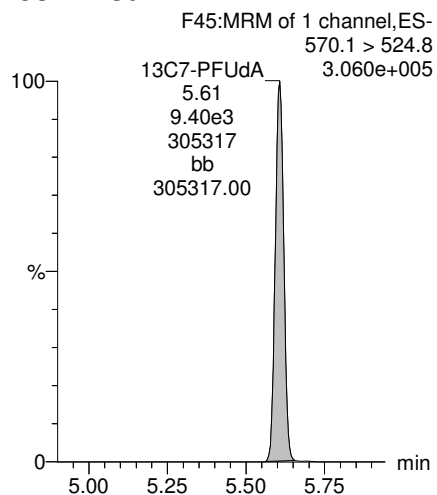
13C4-PFOS



13C6-PFDA



13C7-PFUdA



Dataset: U:\Q4.PRO\results\180111M1\180111M1-17.qld

Last Altered: Monday, January 15, 2018 09:10:00 Pacific Standard Time

Printed: Monday, January 15, 2018 09:10:23 Pacific Standard Time

Method: U:\Q4.PRO\MethDB\PFAS_FULL_80C_010818C.mdb 11 Jan 2018 15:33:36

Calibration: U:\Q4.PRO\CurveDB\C18_VAL-PFAS_Q4_01-11-18-L14.cdb 15 Jan 2018 08:38:18

Name: 180111M1_17, Date: 12-Jan-2018, Time: 02:20:32, ID: 1701828-01@20X IR03-MW042-C1-17D 0.05001, Description: IR03-MW042-C1-17D

	# Name	Trace	Area	IS Area	Wt./Vol.	RRF	Pred.RT	RT	y Axis Resp.	Conc.	%Rec
1	14 L-PFOS	499 > 79.9	1.31e4	7.86e1	0.0500		4.75	4.74	2080	18200	
2	41 13C8-PFOS	507.0 > 79.9	7.86e1	7.40e1	0.0500	1.179	4.89	4.74	13.3	225	90.1
3	59 13C4-PFOS	503 > 79.9	7.40e1	7.40e1	0.0500	1.000	4.89	4.75	12.5	250	100.0
4	64 Total PFOS	499 > 79.9	1.31e4	7.86e1	0.0500		4.75		2080	18200	

Dataset: U:\Q4.PRO\results\180111M1\180111M1-17.qld

Last Altered: Monday, January 15, 2018 09:10:00 Pacific Standard Time

Printed: Monday, January 15, 2018 09:10:23 Pacific Standard Time

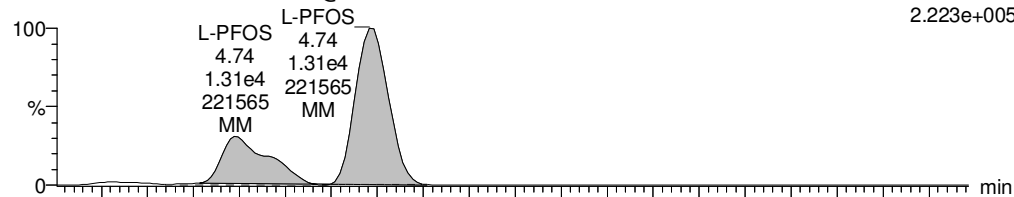
Method: U:\Q4.PRO\MethDB\PFAS_FULL_80C_010818C.mdb 11 Jan 2018 15:33:36
Calibration: U:\Q4.PRO\CurveDB\C18_VAL-PFAS_Q4_01-11-18-L14.cdb 15 Jan 2018 08:38:18

Name: 180111M1_17, Date: 12-Jan-2018, Time: 02:20:32, ID: 1701828-01@20X IR03-MW042-C1-17D 0.05001, Description: IR03-MW042-C1-17D

Total PFOS

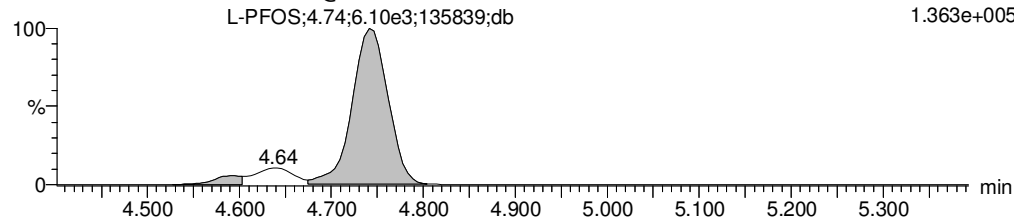
180111M1_17 Smooth(Mn,1x2)
IR03-MW042-C1-17D 1701828-01@20X IR03-MW042-C1-17D 0.05001

F29:MRM of 2 channels,ES-
499 > 79.9
2.223e+005



180111M1_17 Smooth(Mn,1x2)
IR03-MW042-C1-17D 1701828-01@20X IR03-MW042-C1-17D 0.05001

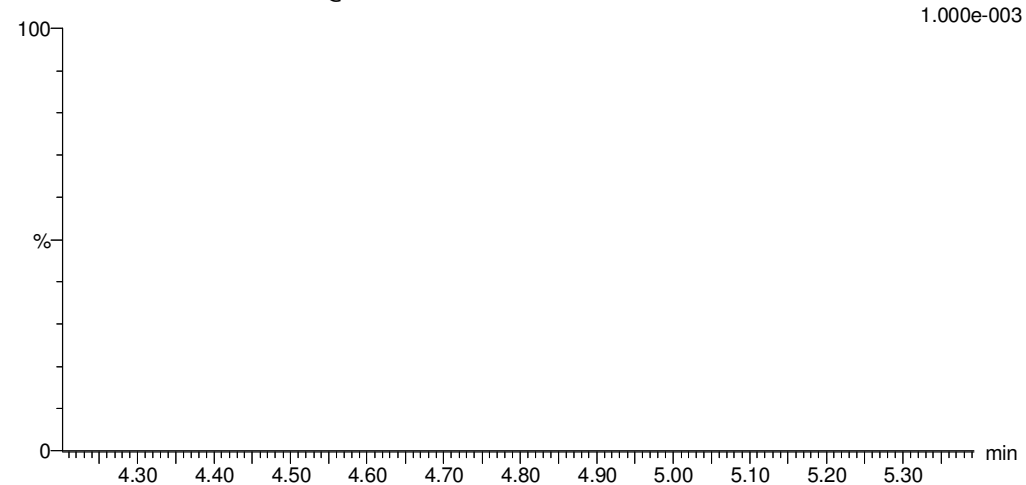
F29:MRM of 2 channels,ES-
499 > 99
1.363e+005



TCDA

180111M1_17 Smooth(Mn,1x2)
IR03-MW042-C1-17D 1701828-01@20X IR03-MW042-C1-17D 0.05001

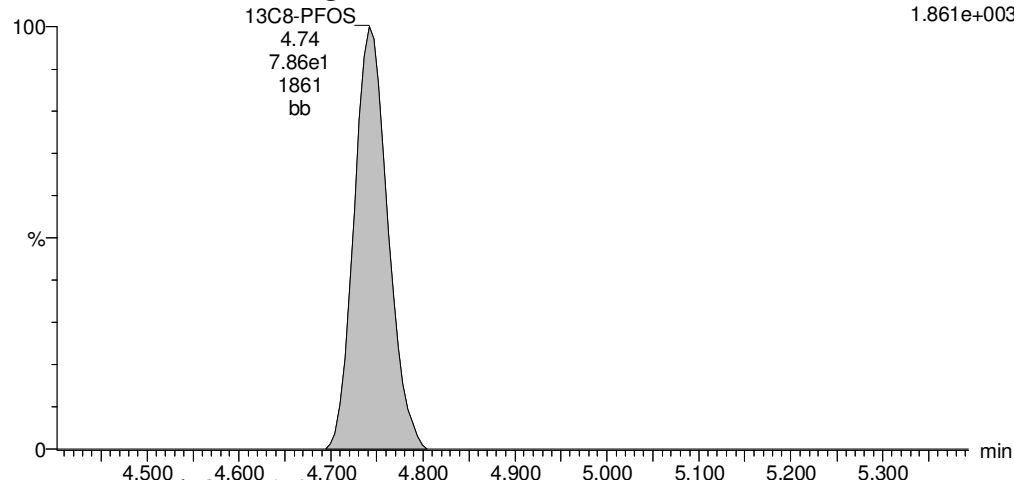
F28:MRM of 3 channels,ES-
498.3 > 106.9
1.000e-003



13C8-PFOS

180111M1_17 Smooth(Mn,1x2)
IR03-MW042-C1-17D 1701828-01@20X IR03-MW042-C1-17D 0.05001

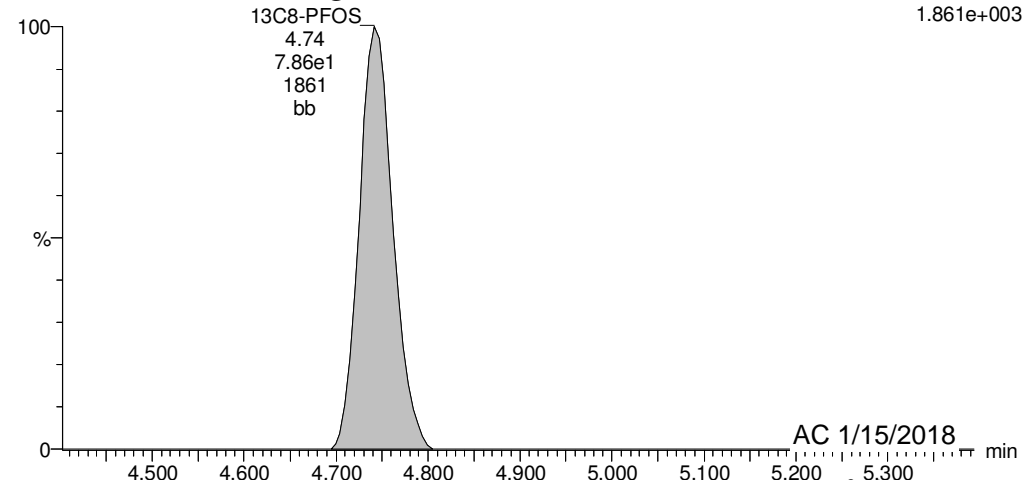
F32:MRM of 1 channel,ES-
507.0 > 79.9
1.861e+003



13C8-PFOS

180111M1_17 Smooth(Mn,1x2)
IR03-MW042-C1-17D 1701828-01@20X IR03-MW042-C1-17D 0.05001

F32:MRM of 1 channel,ES-
507.0 > 79.9
1.861e+003



Dataset: U:\Q4.PRO\results\180111M1\180111M1-17.qld

Last Altered: Monday, January 15, 2018 09:10:00 Pacific Standard Time

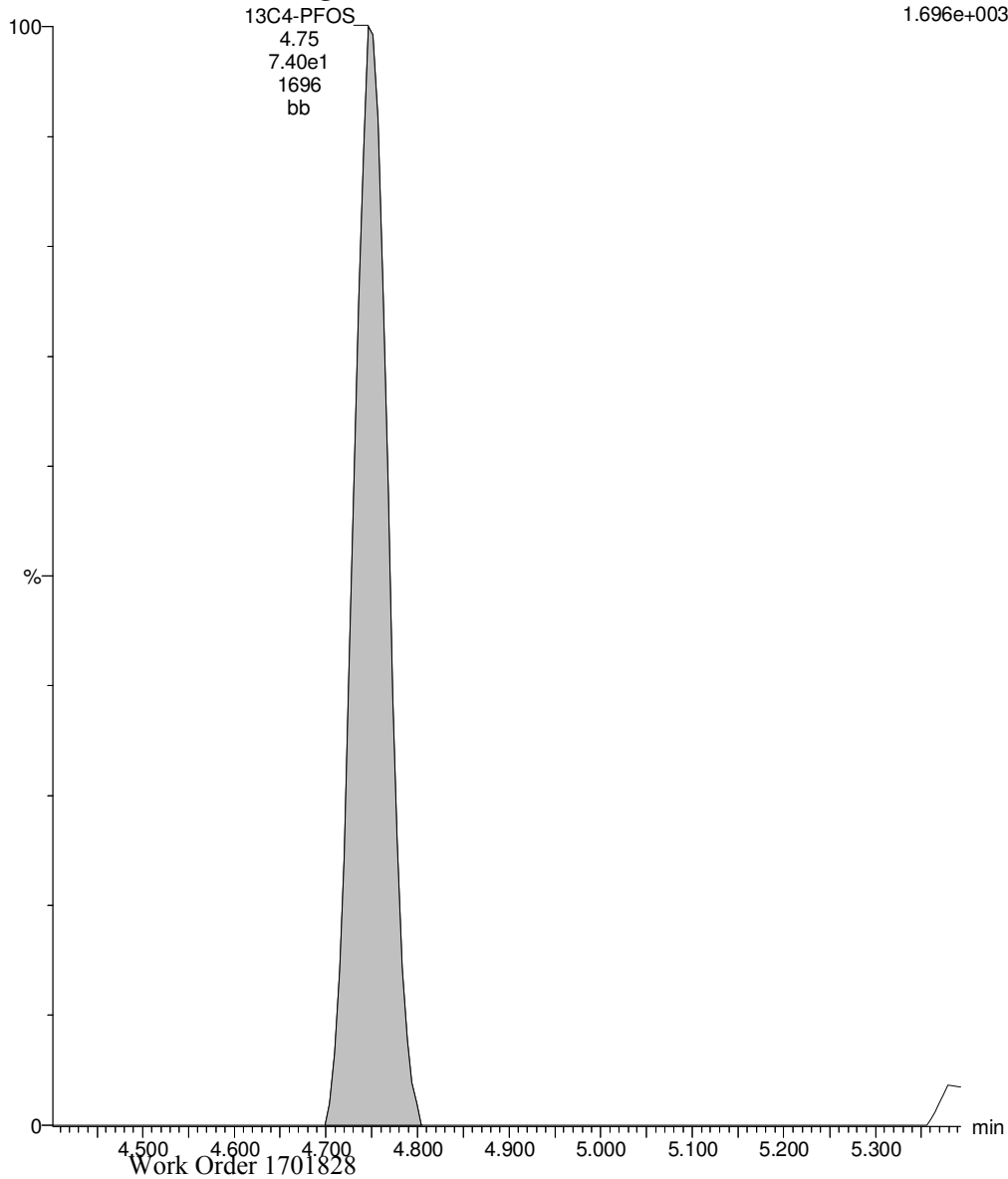
Printed: Monday, January 15, 2018 09:10:23 Pacific Standard Time

Name: 180111M1_17, Date: 12-Jan-2018, Time: 02:20:32, ID: 1701828-01@20X IR03-MW042-C1-17D 0.05001, Description: IR03-MW042-C1-17D

13C4-PFOS

180111M1_17 Smooth(Mn,1x2)
IR03-MW042-C1-17D 1701828-01@20X IR03-MW042-C1-17D 0.05001

F30:MRM of 1 channel,ES-
503 > 79.9
1.696e+003



Dataset: U:\Q4.PRO\results\180108M2\180108M2-13.qld

*See dilution.

Last Altered: Tuesday, January 09, 2018 12:38:40 Pacific Standard Time

Printed: Tuesday, January 09, 2018 12:39:12 Pacific Standard Time

Method: U:\Q4.PRO\MethDB\PFAS_FULL_80C_010818.mdb 09 Jan 2018 10:39:49

Calibration: U:\Q4.PRO\CurveDB\C18_VAL-PFAS_Q4_01-08-18_FULL-M2.cdb 09 Jan 2018 11:01:39

Name: 180108M2_13, Date: 09-Jan-2018, Time: 02:50:52, ID: 1701828-01RE1 IR03-MW042-C1-17D 0.25079, Description: IR03-MW042-C1-17D

	#	Name	Trace	Area	IS Area	Wt./Vol.	RRF	Pred.RT	RT	y Axis Resp.	Conc.	%Rec
1	3	PFBS	299.0 > 79.7	3.92e3	7.36e2	0.251		2.66	2.66	66.5	148.3871	
2	4	PFHxA	313.2 > 268.9	1.30e5	1.56e3	0.251		3.15	3.15	418	933.4188	
3	5	PFHpA	363.0 > 318.9	1.78e4	4.40e3	0.251		3.78	3.78	50.6	153.4224	
4	6	L-PFHxS	398.9 > 79.6	8.98e4	5.58e2	0.251		3.94	3.93	2010	4280.1117	E
5	9	L-PFOA	413 > 368.7	6.10e5	6.32e3	0.251		4.31	4.30	1210	*	
6	12	PFNA	463.0 > 418.8	3.80e3	5.25e3	0.251		4.81	4.75	9.06	28.5729	
7	14	L-PFOS	499 > 79.9	8.47e5	8.29e2	0.251		4.89	4.83	12800	12268.3597	E
8	16	PFDA	513 > 468.8	1.55e3	5.65e3	0.251		5.18	5.12	3.43	9.2845	
9	18	N-MeFOSAA	570.1 > 419		1.87e3	0.251		5.32				
10	19	N-EtFOSAA	584.2 > 419		2.39e3	0.251		5.48				
11	20	PFUdA	563.0 > 518.9		5.68e3	0.251		5.50				
12	22	PFDoA	612.9 > 569.0		4.17e3	0.251		5.77				

Dataset: U:\Q4.PRO\results\180108M2\180108M2-13.qld

Last Altered: Tuesday, January 09, 2018 12:38:40 Pacific Standard Time

Printed: Tuesday, January 09, 2018 12:39:39 Pacific Standard Time

Method: U:\Q4.PRO\MethDB\PFAS_FULL_80C_010818.mdb 09 Jan 2018 10:39:49

Calibration: U:\Q4.PRO\CurveDB\C18_VAL-PFAS_Q4_01-08-18_FULL-M2.cdb 09 Jan 2018 11:01:39

Name: 180108M2_13, Date: 09-Jan-2018, Time: 02:50:52, ID: 1701828-01RE1 IR03-MW042-C1-17D 0.25079, Description: IR03-MW042-C1-17D

#	Name	Trace	Area	IS Area	Wt./Vol.	RRF	Pred.RT	RT	y Axis Resp.	Conc.	%Rec
1	24	PFTrDA	662.9 > 618.9	4.17e3	0.251		6.00				
2	25	PFTeDA	712.9 > 668.8	1.90e3	0.251		6.22				
3	33	13C3-PFBS	302. > 98.8	7.36e2	0.251	0.116	2.77	2.66	1.47	50.5401	101.4
4	34	13C2-PFHxA	315 > 269.8	1.56e3	0.251	0.655	3.15	3.15	3.11	18.9565	95.1
5	35	13C4-PFHpA	367.2 > 321.8	4.40e3	0.251	0.722	3.78	3.78	8.81	48.6507	97.6
6	36	18O2-PFHxS	403.0 > 102.6	5.58e2	0.251	0.348	3.94	3.93	4.84	55.4058	111.2
7	37	13C2-6:2 FTS	429.1 > 408.9	1.50e3	0.251	0.222	4.25	4.25	3.06	55.0671	110.5
8	38	13C2-PFOA	414.9 > 369.7	6.32e3	0.251	1.023	4.31	4.30	12.9	50.3738	101.1
9	39	13C5-PFNA	468.2 > 422.9	5.25e3	0.251	0.916	4.81	4.75	10.1	44.0582	88.4
10	40	13C8-PFOSA	506.1 > 77.7	9.41e2	0.251	0.210	4.87	4.80	1.51	28.5410	57.3
11	41	13C8-PFOS	507.0 > 79.9	8.29e2	0.251	1.035	4.89	4.83	12.6	48.5276	97.4
12	42	13C2-PFDA	515.1 > 469.9	5.65e3	0.251	1.142	5.18	5.12	15.1	52.8217	106.0
13	43	13C2-8:2 FTS	529.1 > 508.7	9.56e2	0.251	0.157	5.15	5.09	1.91	48.7688	97.8
14	44	d3-N-MeFOSAA	573.3 > 419	1.87e3	0.251	0.299	5.32	5.27	2.98	39.8147	79.9
15	45	d5-N-EtFOSAA	589.3 > 419	2.39e3	0.251	0.369	5.47	5.42	3.82	41.2904	82.8
16	46	13C2-PFUdA	565 > 519.8	5.68e3	0.251	1.012	5.49	5.45	9.09	35.8306	71.9
17	47	13C2-PFDoA	615.0 > 569.7	4.17e3	0.251	0.647	5.77	5.73	6.68	41.1746	82.6
18	49	13C2-PFTeDA	714.8 > 669.6	1.90e3	0.251	0.294	6.22	6.20	3.04	41.3375	82.9
19	55	13C5-PFHxA	318 > 272.9	6.24e3	0.251	1.000	3.15	3.16	12.5	49.8425	100.0
20	56	13C3-PFHxS	401.9 > 79.9	1.44e3	0.251	1.000	4.02	3.93	12.5	49.8425	100.0
21	57	13C8-PFOA	421.3 > 376	6.11e3	0.251	1.000	4.38	4.30	12.5	49.8425	100.0
22	58	13C9-PFNA	472.2 > 426.9	6.49e3	0.251	1.000	4.81	4.74	12.5	49.8425	100.0
23	59	13C4-PFOS	503 > 79.9	8.23e2	0.251	1.000	4.89	4.83	12.5	49.8425	100.0
24	60	13C6-PFDA	519.1 > 473.7	4.67e3	0.251	1.000	5.18	5.12	12.5	49.8425	100.0
25	61	13C7-PFUdA	570.1 > 524.8	7.81e3	0.251	1.000	5.49	5.44	12.5	49.8425	100.0
26	62	Total PFHxS	398.9 > 79.6	8.98e4	0.251		4.14		2010	4280.1117	
27	63	Total PFOA	413 > 368.7	6.81e5	0.251		4.51		141	543.9109	
28	64	Total PFOS	499 > 79.9	8.47e5	0.251		5.02		12800	12268.3597	
29	65	Total N-MeFOSAA	570.1 > 419	0.00e0	0.251		5.45		0.000		
30	66	Total N-EtFOSAA	584.2 > 419	0.00e0	0.251		5.61		0.000		

Dataset: U:\Q4.PRO\results\180108M2\180108M2-13.qld

Last Altered: Tuesday, January 09, 2018 12:38:40 Pacific Standard Time

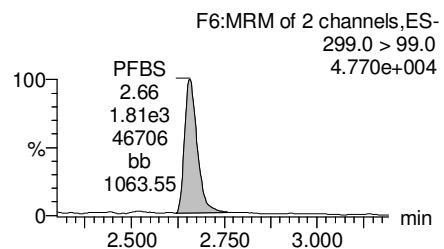
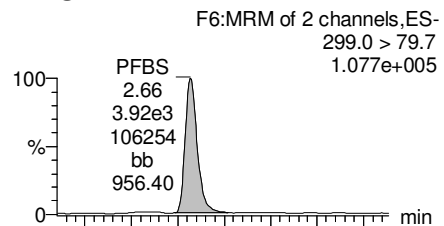
Printed: Tuesday, January 09, 2018 12:39:39 Pacific Standard Time

Method: U:\Q4.PRO\MethDB\PFAS_FULL_80C_010818.mdb 09 Jan 2018 10:39:49

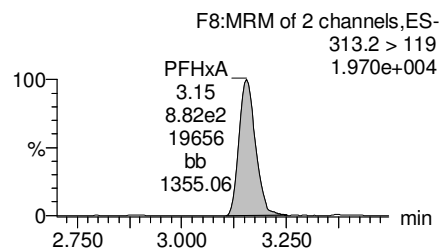
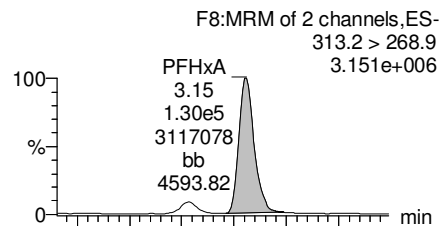
Calibration: U:\Q4.PRO\CurveDB\C18_VAL-PFAS_Q4_01-08-18_FULL-M2.cdb 09 Jan 2018 11:01:39

Name: 180108M2_13, Date: 09-Jan-2018, Time: 02:50:52, ID: 1701828-01RE1 IR03-MW042-C1-17D 0.25079, Description: IR03-MW042-C1-17D

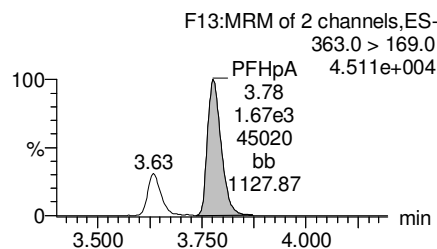
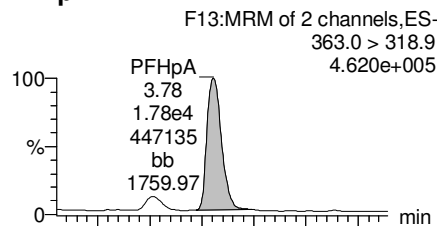
PFBS



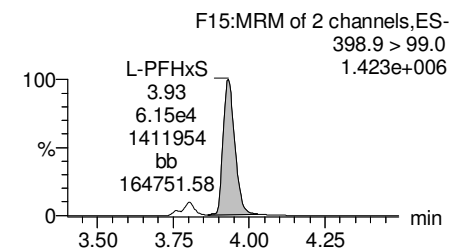
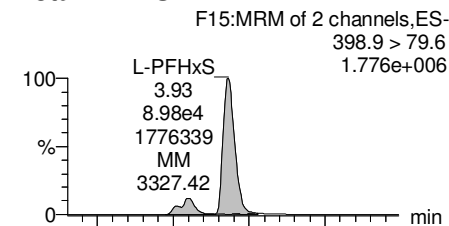
PFHxA



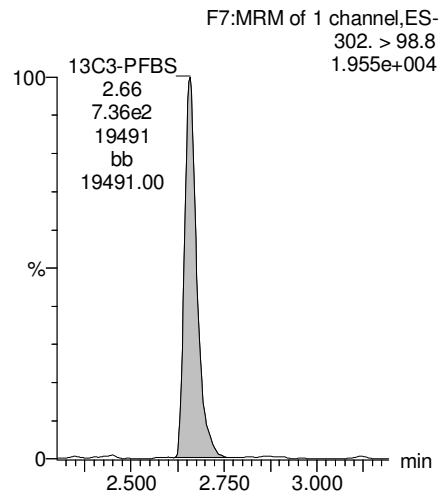
PFHpA



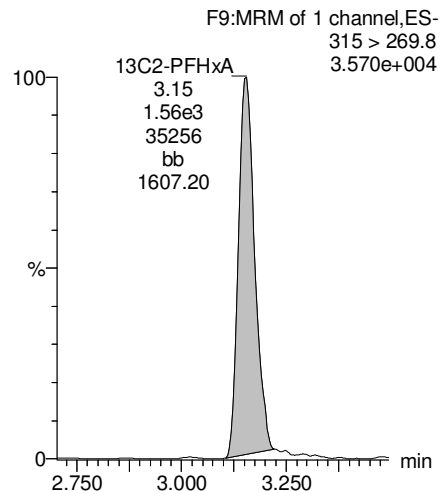
Total PFHxS



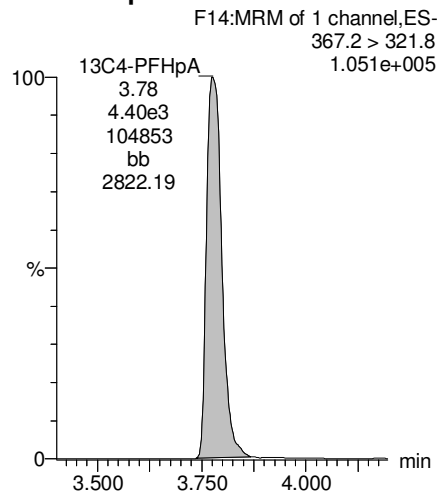
13C3-PFBS



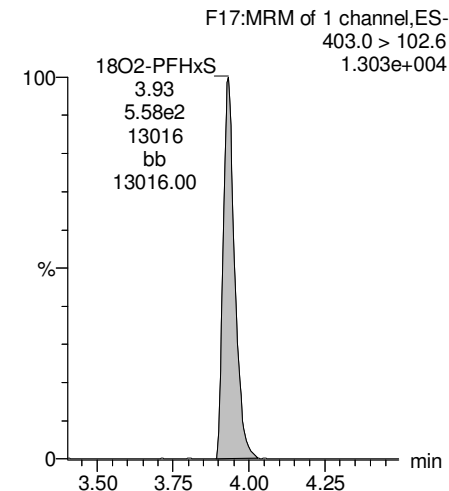
13C2-PFHxA



13C4-PFHpA



18O2-PFHxS



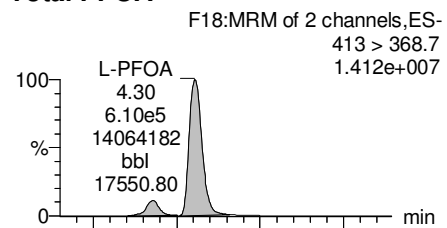
Dataset: U:\Q4.PRO\results\180108M2\180108M2-13.qld

Last Altered: Tuesday, January 09, 2018 12:38:40 Pacific Standard Time

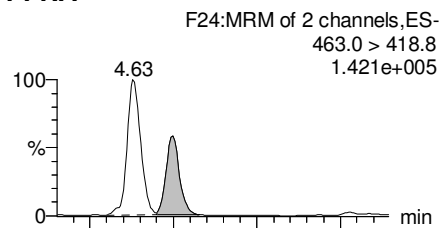
Printed: Tuesday, January 09, 2018 12:39:39 Pacific Standard Time

Name: 180108M2_13, Date: 09-Jan-2018, Time: 02:50:52, ID: 1701828-01RE1 IR03-MW042-C1-17D 0.25079, Description: IR03-MW042-C1-17D

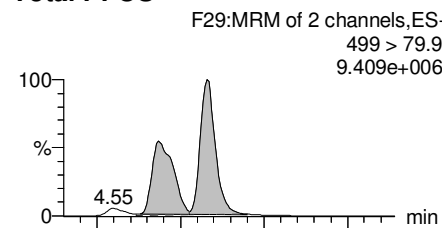
Total PFOA



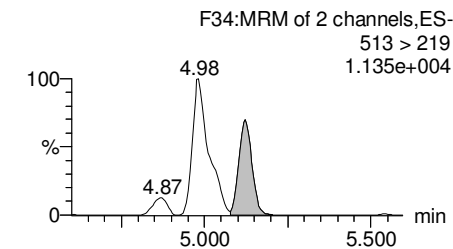
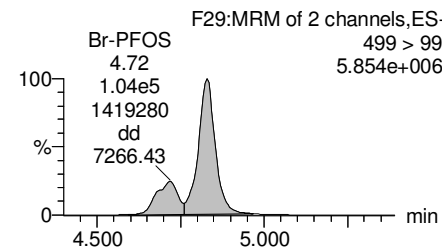
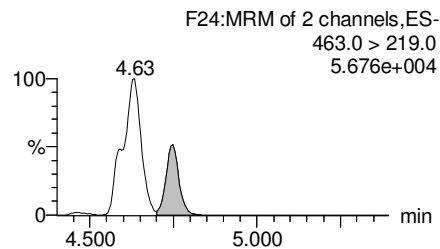
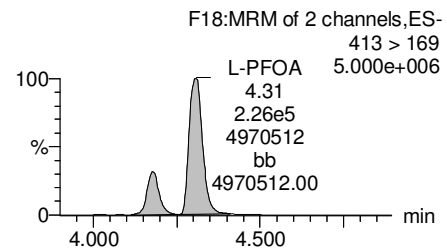
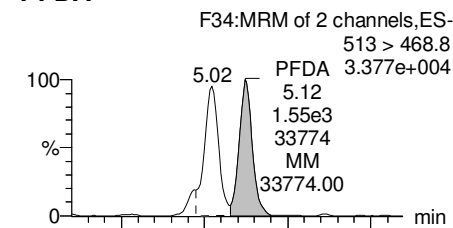
PFNA



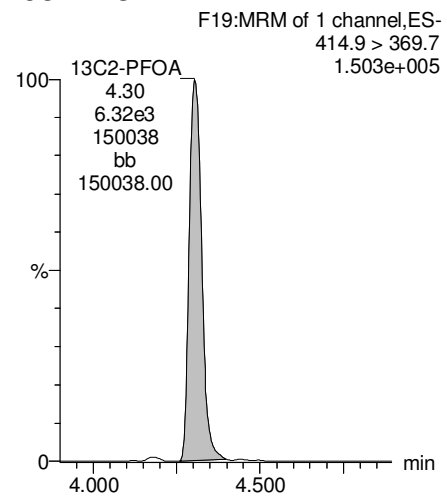
Total PFOS



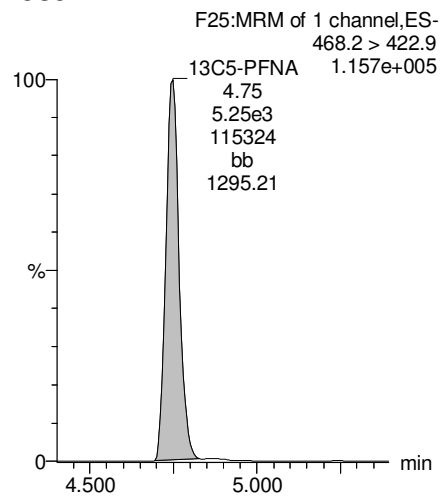
PFDA



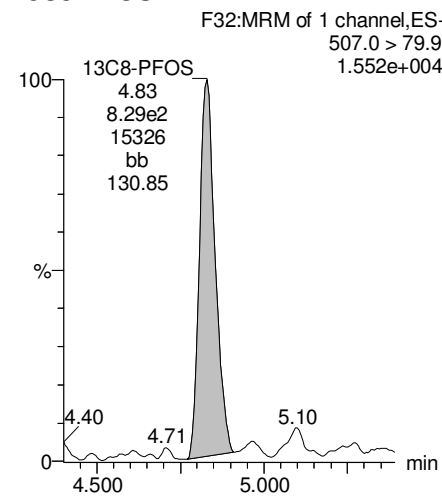
13C2-PFOA



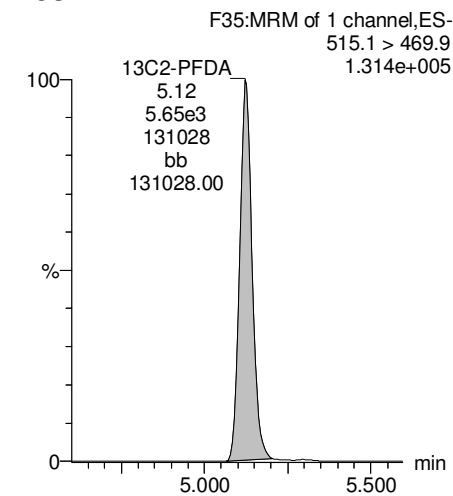
13C5-PFNA



13C8-PFOS



13C2-PFDA



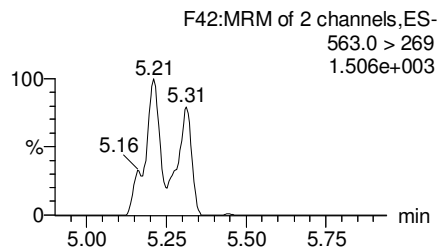
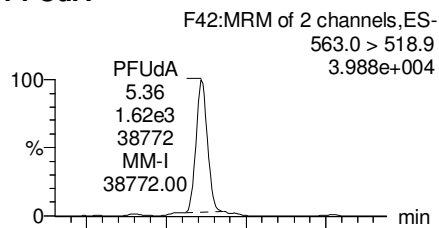
Dataset: U:\Q4.PRO\results\180108M2\180108M2-13.qld

Last Altered: Tuesday, January 09, 2018 12:38:40 Pacific Standard Time

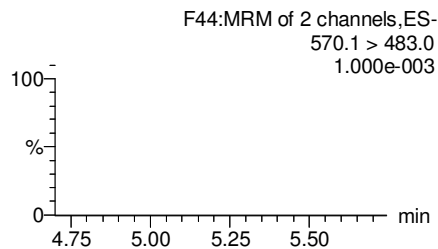
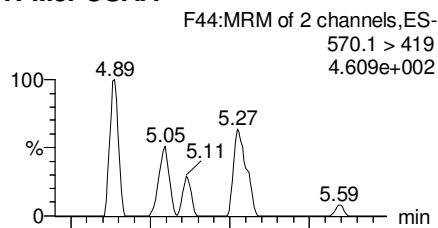
Printed: Tuesday, January 09, 2018 12:39:39 Pacific Standard Time

Name: 180108M2_13, Date: 09-Jan-2018, Time: 02:50:52, ID: 1701828-01RE1 IR03-MW042-C1-17D 0.25079, Description: IR03-MW042-C1-17D

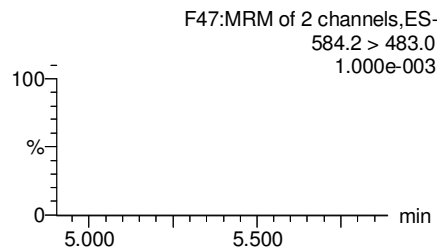
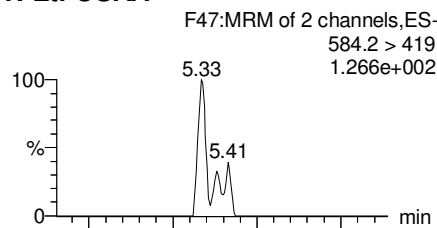
PFUdA



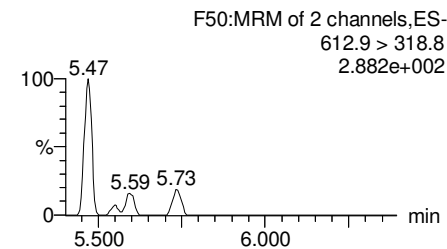
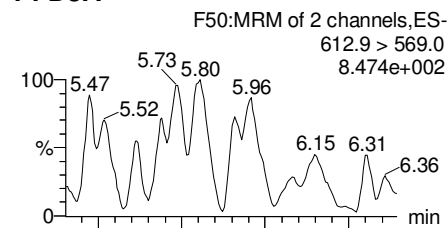
N-MeFOSAA



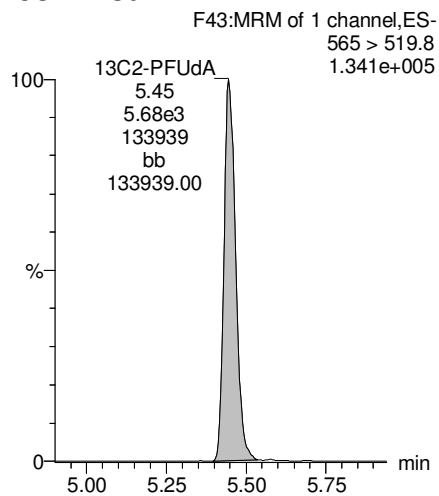
N-EtFOSAA



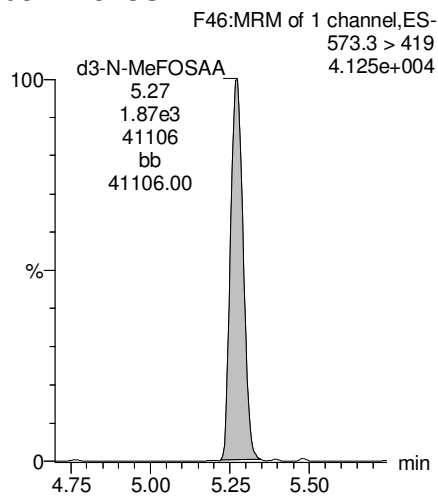
PFDaA



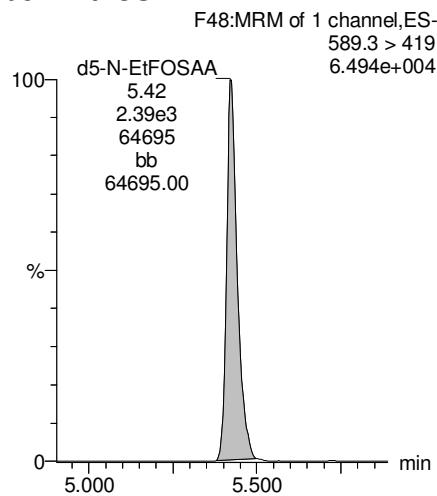
13C2-PFUdA



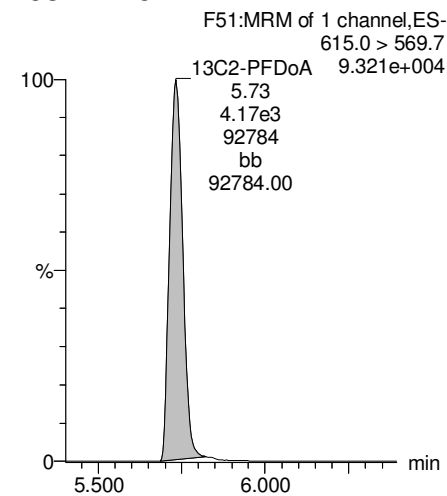
d3-N-MeFOSAA



d5-N-EtFOSAA



13C2-PFDaA



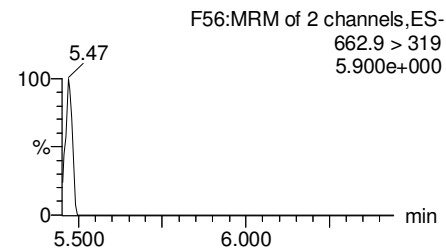
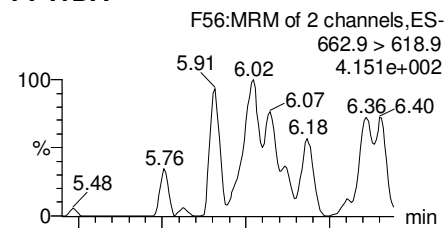
Dataset: U:\Q4.PRO\results\180108M2\180108M2-13.qld

Last Altered: Tuesday, January 09, 2018 12:38:40 Pacific Standard Time

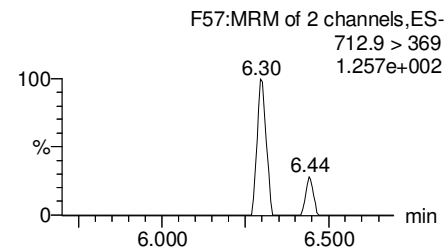
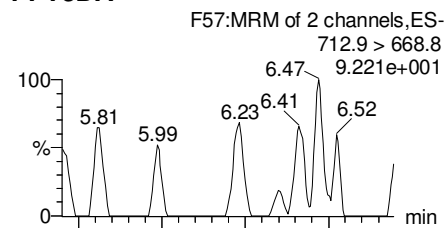
Printed: Tuesday, January 09, 2018 12:39:39 Pacific Standard Time

Name: 180108M2_13, Date: 09-Jan-2018, Time: 02:50:52, ID: 1701828-01RE1 IR03-MW042-C1-17D 0.25079, Description: IR03-MW042-C1-17D

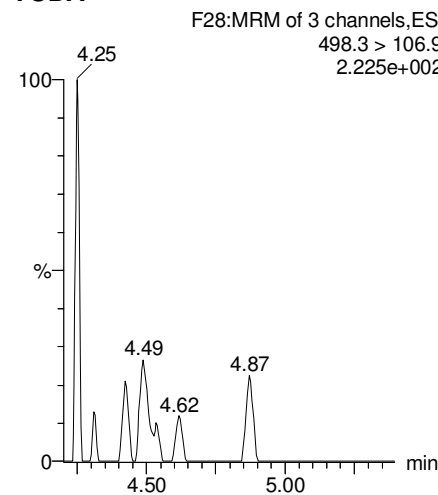
PFTrDA



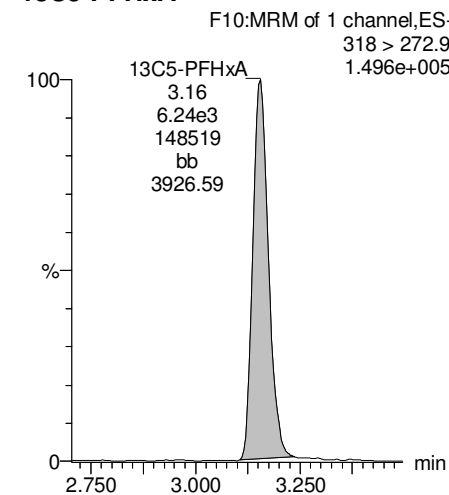
PFTeDA



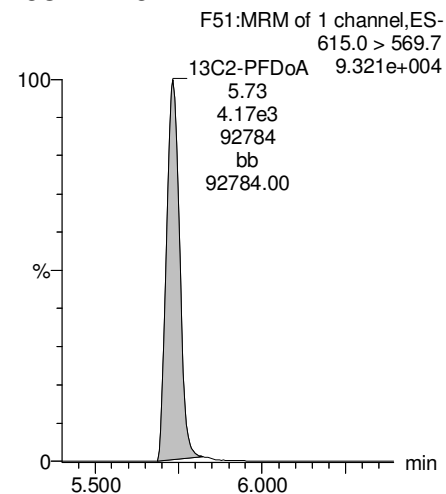
TCDA



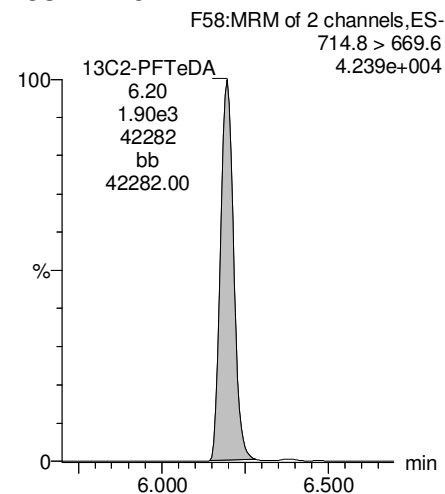
13C5-PFHxA



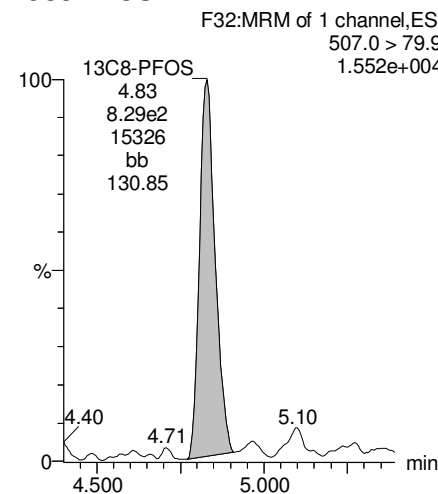
13C2-PFDoA



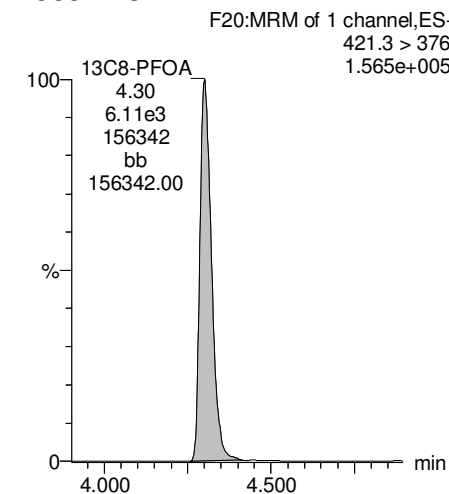
13C2-PFTeDA



13C8-PFOS



13C8-PFOA

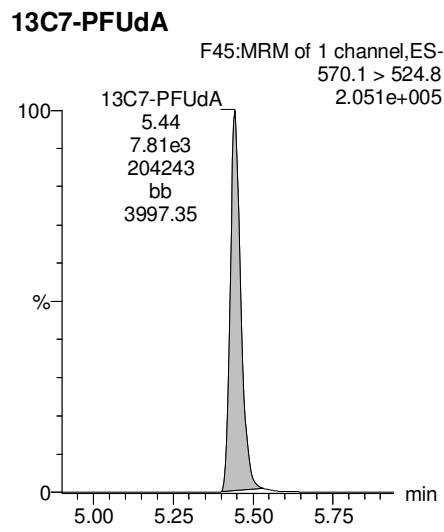
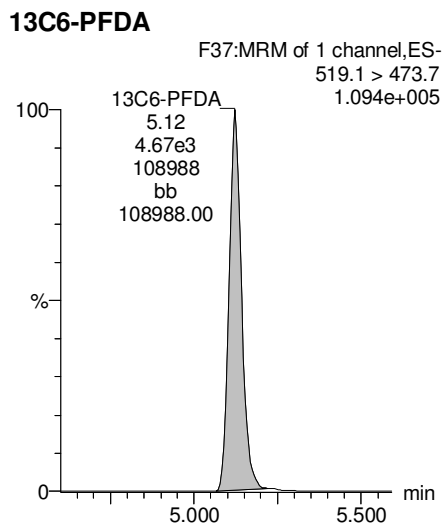
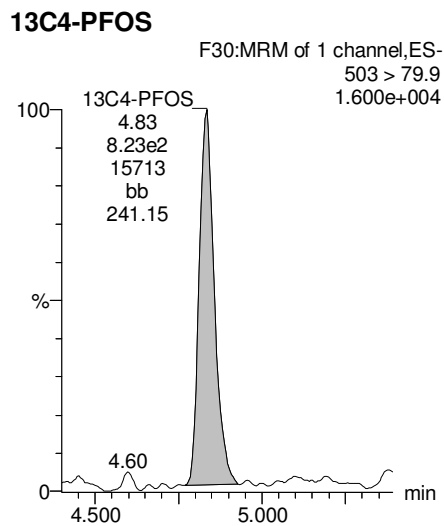
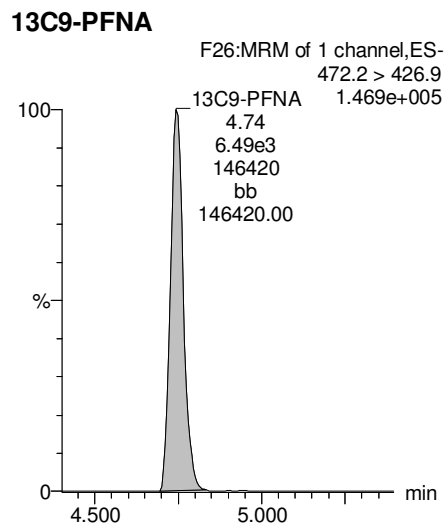
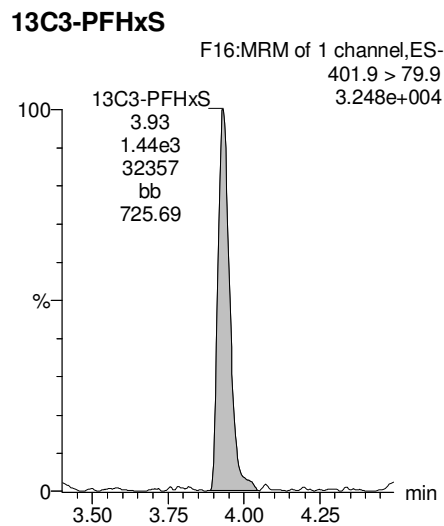


Dataset: U:\Q4.PRO\results\180108M2\180108M2-13.qld

Last Altered: Tuesday, January 09, 2018 12:38:40 Pacific Standard Time

Printed: Tuesday, January 09, 2018 12:39:39 Pacific Standard Time

Name: 180108M2_13, Date: 09-Jan-2018, Time: 02:50:52, ID: 1701828-01RE1 IR03-MW042-C1-17D 0.25079, Description: IR03-MW042-C1-17D



Dataset: U:\Q4.PRO\results\180108M2\180108M2-18.qld

Last Altered: Tuesday, January 09, 2018 12:56:16 Pacific Standard Time
Printed: Tuesday, January 09, 2018 12:57:32 Pacific Standard Time

*Conc. in ug/L

Method: U:\Q4.PRO\MethDB\PFAS_FULL_80C_010818.mdb 09 Jan 2018 10:39:49

Calibration: U:\Q4.PRO\CurveDB\C18_VAL-PFAS_Q4_01-08-18_FULL-M2.cdb 09 Jan 2018 11:01:39

Name: 180108M2_18, Date: 09-Jan-2018, Time: 03:46:46, ID: 1701828-01@20X RE1 IR03-MW042-C1-17D 0.25079, Description: IR03-MW042-C1-17D

	# Name	Trace	Area	IS Area	Wt./Vol.	RRF	Pred.RT	RT	y Axis Resp.	Conc. *	%Rec
1	6 L-PFHxS	398.9 > 79.6	3.67e3	2.91e1	0.251		3.94	3.94	1.58	3.4420	
2	9 L-PFOA	413 > 368.7	3.04e4	2.71e2	0.251		4.31	4.31	1.40	5.1595	
3	14 L-PFOS	499 > 79.9	5.86e4	5.55e1	0.251		4.89	4.83	13.2	55.1172 ^E	
4	36 18O2-PFHxS	403.0 > 102.6	2.91e1	6.73e1	0.251	0.348	3.94	3.93	0.00541	0.0619	124.2
5	38 13C2-PFOA	414.9 > 369.7	2.71e2	2.65e2	0.251	1.023	4.31	4.30	0.0128	0.0498	99.9
6	41 13C8-PFOS	507.0 > 79.9	5.55e1	4.43e1	0.251	1.035	4.89	4.84	0.0157	0.0603	121.0
7	56 13C3-PFHxS	401.9 > 79.9	6.73e1	6.73e1	0.251	1.000	4.02	3.93	0.0125	0.0498	100.0
8	57 13C8-PFOA	421.3 > 376	2.65e2	2.65e2	0.251	1.000	4.38	4.30	0.0125	0.0498	100.0
9	58 13C9-PFNA	472.2 > 426.9	2.90e2	2.90e2	0.251	1.000	4.81	4.75	0.0125	0.0498	100.0
10	59 13C4-PFOS	503 > 79.9	4.43e1	4.43e1	0.251	1.000	4.89	4.83	0.0125	0.0498	100.0
11	60 13C6-PFDA	519.1 > 473.7	1.59e2	1.59e2	0.251	1.000	5.18	5.12	0.0125	0.0498	100.0
12	61 13C7-PFUdA	570.1 > 524.8	2.79e2	2.79e2	0.251	1.000	5.49	5.44	0.0125	0.0498	100.0
13	62 Total PFHxS	398.9 > 79.6	3.67e3	2.91e1	0.251		4.14		1.58	3.4420	
14	63 Total PFOA	413 > 368.7	3.36e4	2.71e2	0.251		4.51		1.55	5.8029	
15	64 Total PFOS	499 > 79.9	5.86e4	5.55e1	0.251		5.02		13.2	55.1172	

Dataset: U:\Q4.PRO\results\180108M2\180108M2-18.qld

Last Altered: Tuesday, January 09, 2018 12:56:16 Pacific Standard Time

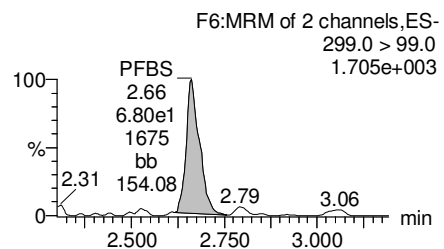
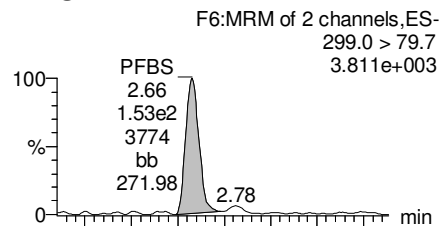
Printed: Tuesday, January 09, 2018 12:57:32 Pacific Standard Time

Method: U:\Q4.PRO\MethDB\PFAS_FULL_80C_010818.mdb 09 Jan 2018 10:39:49

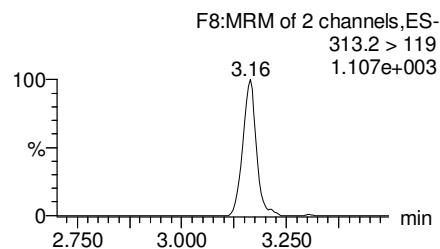
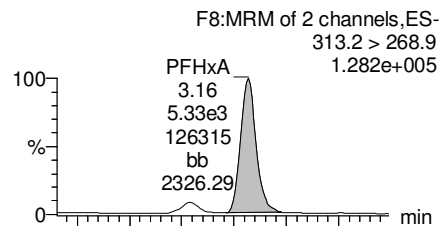
Calibration: U:\Q4.PRO\CurveDB\C18_VAL-PFAS_Q4_01-08-18_FULL-M2.cdb 09 Jan 2018 11:01:39

Name: 180108M2_18, Date: 09-Jan-2018, Time: 03:46:46, ID: 1701828-01@20X RE1 IR03-MW042-C1-17D 0.25079, Description: IR03-MW042-C1-17D

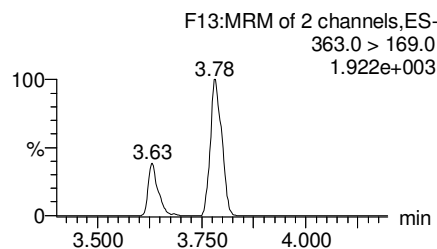
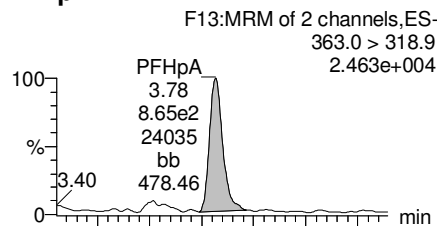
PFBS



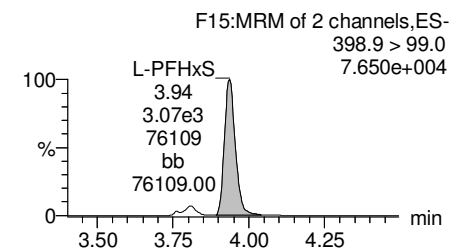
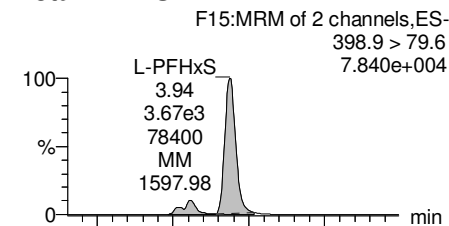
PFHxA



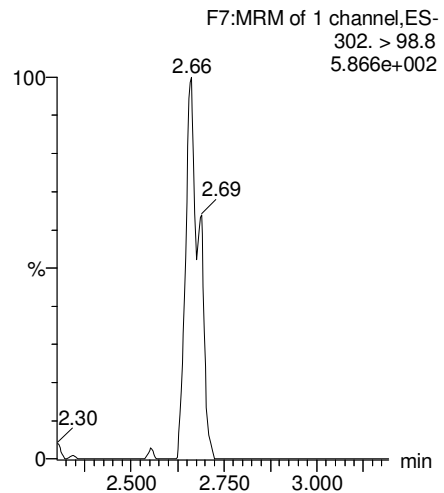
PFHpA



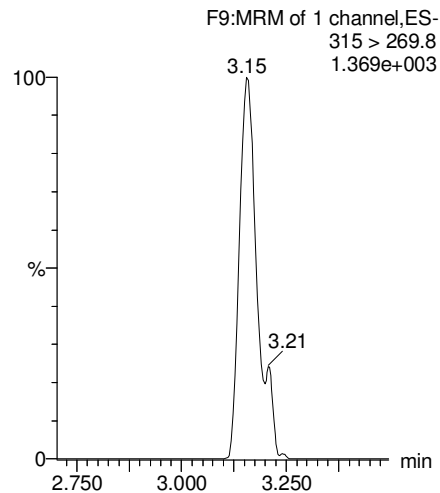
Total PFHxS



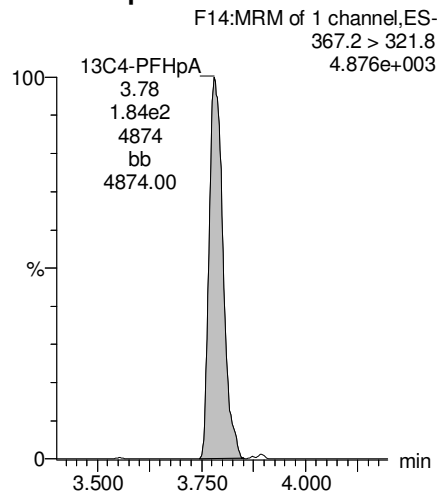
13C3-PFBS



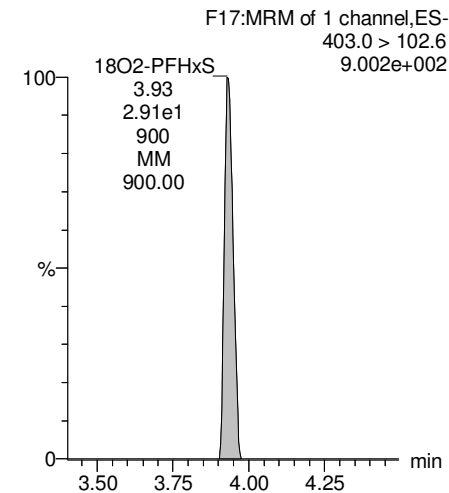
13C2-PFHxA



13C4-PFHpA



18O2-PFHxS



Dataset: U:\Q4.PRO\results\180108M2\180108M2-18.qld

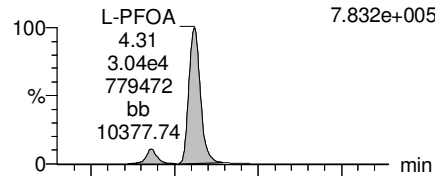
Last Altered: Tuesday, January 09, 2018 12:56:16 Pacific Standard Time

Printed: Tuesday, January 09, 2018 12:57:32 Pacific Standard Time

Name: 180108M2_18, Date: 09-Jan-2018, Time: 03:46:46, ID: 1701828-01@20X RE1 IR03-MW042-C1-17D 0.25079, Description: IR03-MW042-C1-17D

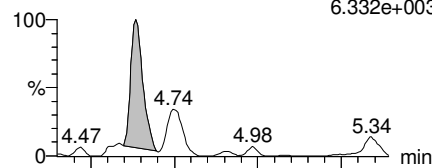
Total PFOA

F18:MRM of 2 channels,ES-
413 > 368.7
7.832e+005



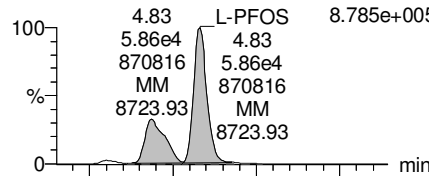
PFNA

F24:MRM of 2 channels,ES-
463.0 > 418.8
6.332e+003



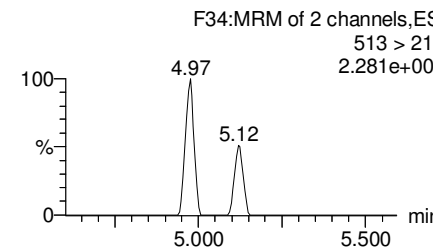
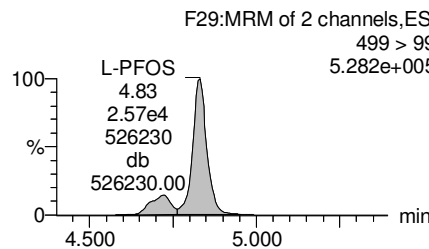
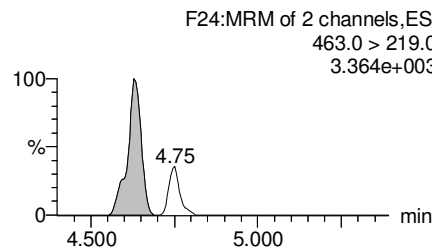
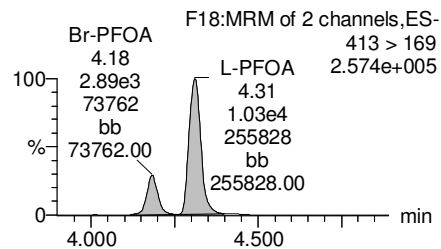
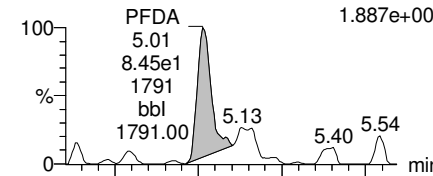
Total PFOS

F29:MRM of 2 channels,ES-
499 > 79.9
8.785e+005



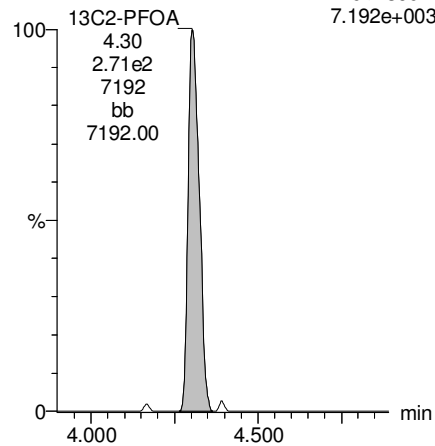
PFDA

F34:MRM of 2 channels,ES-
513 > 468.8
1.887e+003



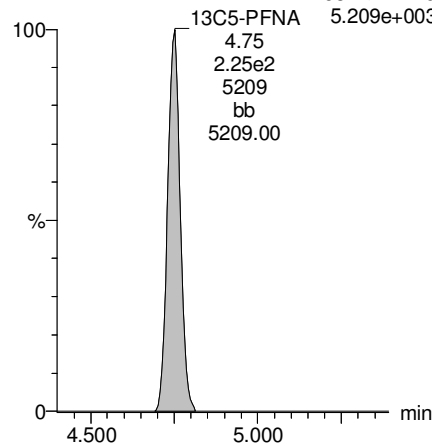
13C2-PFOA

F19:MRM of 1 channel,ES-
414.9 > 369.7
7.192e+003



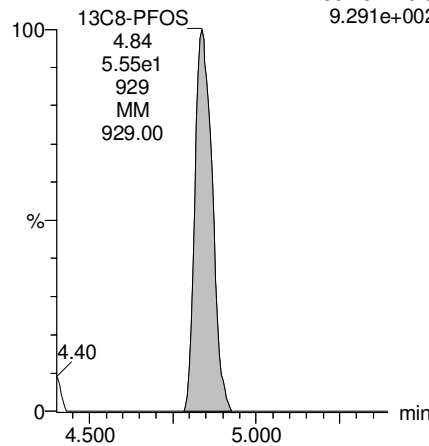
13C5-PFNA

F25:MRM of 1 channel,ES-
468.2 > 422.9
5.209e+003



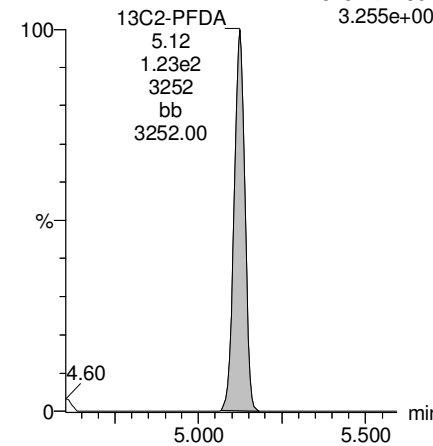
13C8-PFOS

F32:MRM of 1 channel,ES-
507.0 > 79.9
9.291e+002



13C2-PFDA

F35:MRM of 1 channel,ES-
515.1 > 469.9
3.255e+003



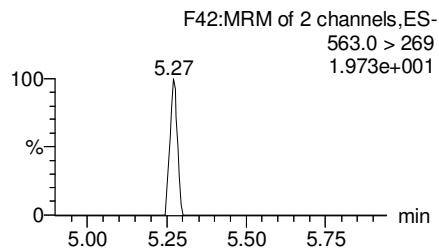
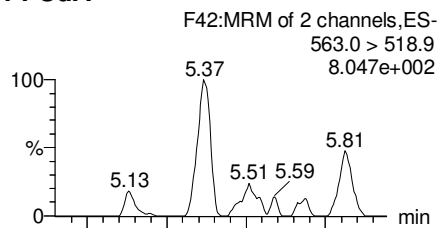
Dataset: U:\Q4.PRO\results\180108M2\180108M2-18.qld

Last Altered: Tuesday, January 09, 2018 12:56:16 Pacific Standard Time

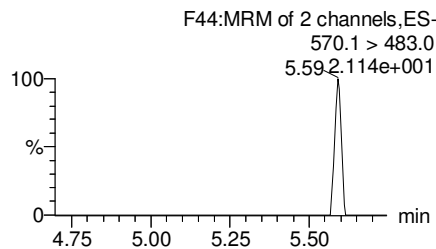
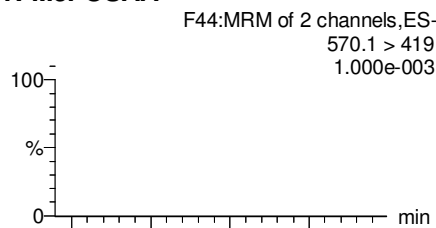
Printed: Tuesday, January 09, 2018 12:57:32 Pacific Standard Time

Name: 180108M2_18, Date: 09-Jan-2018, Time: 03:46:46, ID: 1701828-01@20X RE1 IR03-MW042-C1-17D 0.25079, Description: IR03-MW042-C1-17D

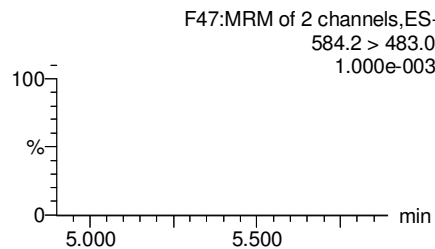
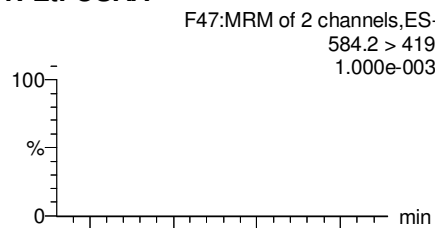
PFUdA



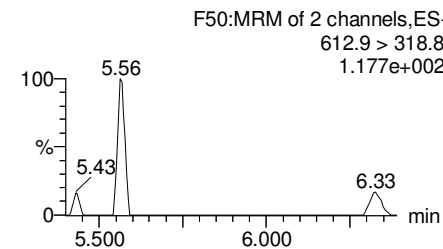
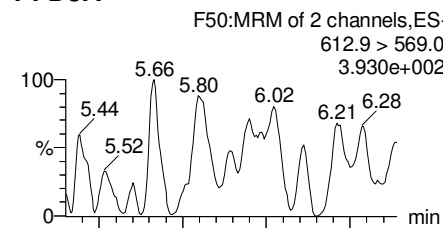
N-MeFOSAA



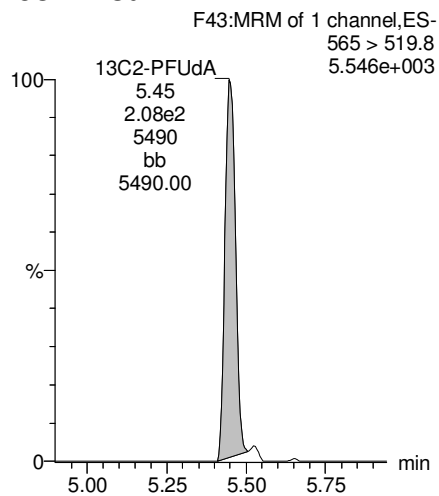
N-EtFOSAA



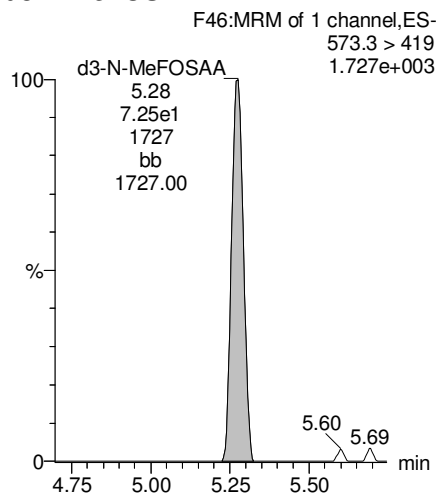
PFDaA



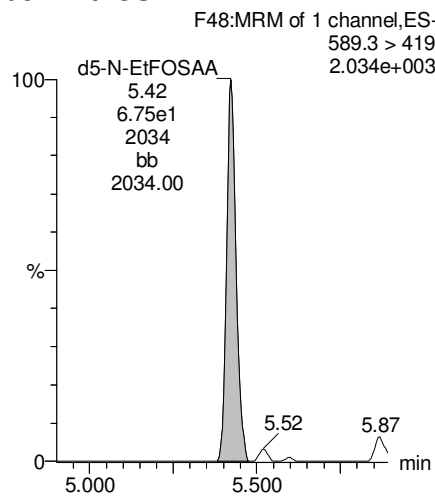
13C2-PFUdA



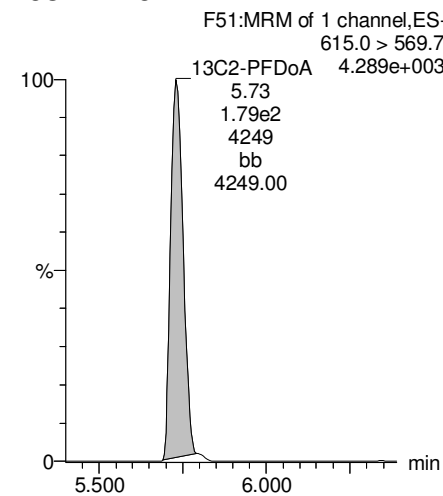
d3-N-MeFOSAA



d5-N-EtFOSAA



13C2-PFDaA



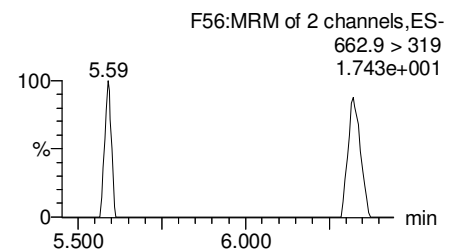
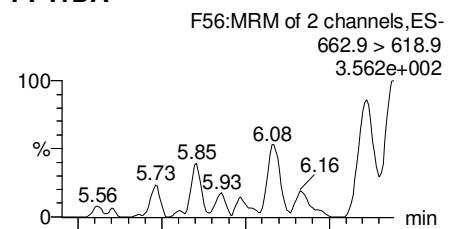
Dataset: U:\Q4.PRO\results\180108M2\180108M2-18.qld

Last Altered: Tuesday, January 09, 2018 12:56:16 Pacific Standard Time

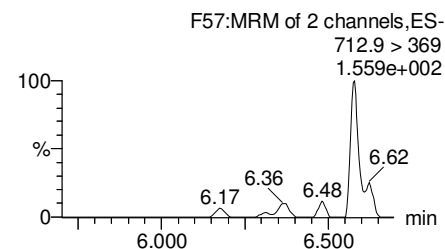
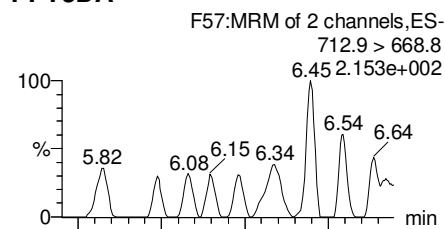
Printed: Tuesday, January 09, 2018 12:57:32 Pacific Standard Time

Name: 180108M2_18, Date: 09-Jan-2018, Time: 03:46:46, ID: 1701828-01@20X RE1 IR03-MW042-C1-17D 0.25079, Description: IR03-MW042-C1-17D

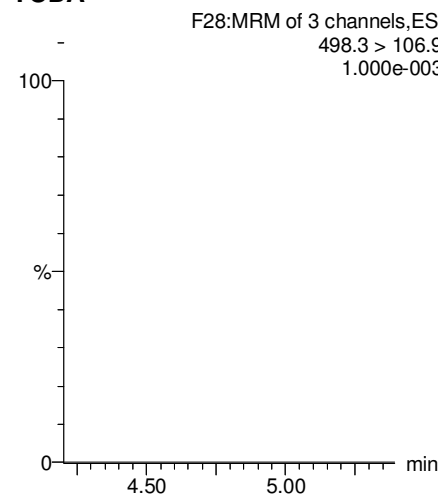
PFTrDA



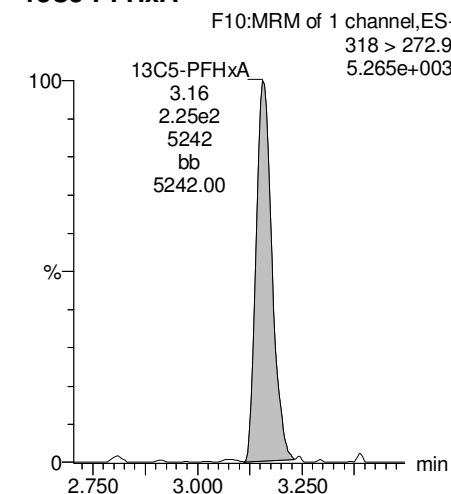
PFTeDA



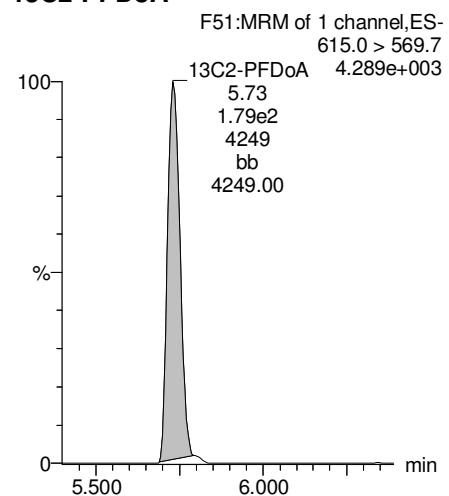
TCDA



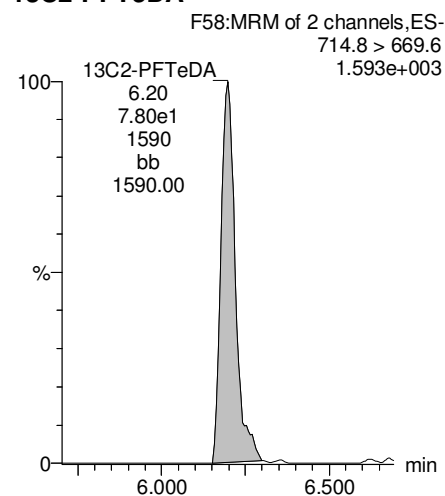
13C5-PFHxA



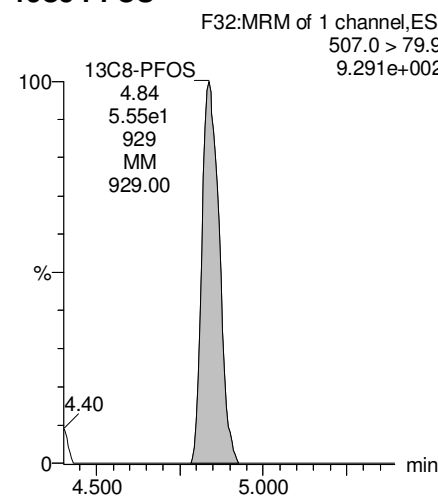
13C2-PFDoA



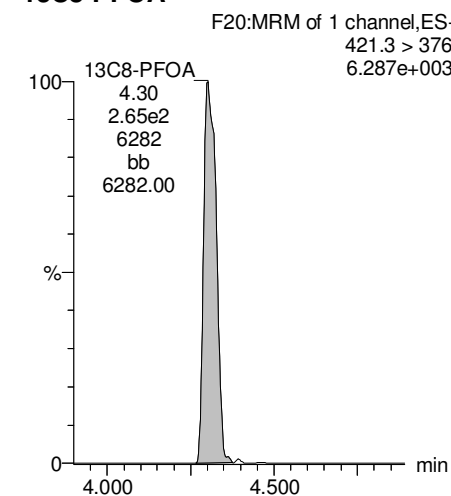
13C2-PFTeDA



13C8-PFOS



13C8-PFOA



Dataset: U:\Q4.PRO\results\180108M2\180108M2-18.qld

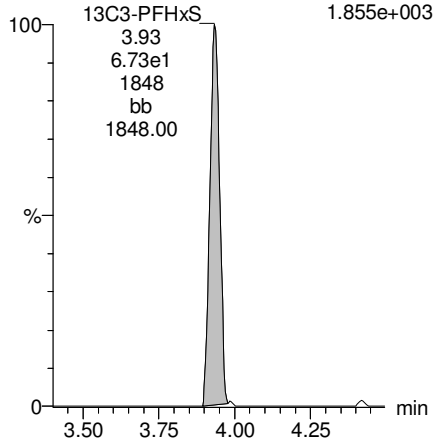
Last Altered: Tuesday, January 09, 2018 12:56:16 Pacific Standard Time

Printed: Tuesday, January 09, 2018 12:57:32 Pacific Standard Time

Name: 180108M2_18, Date: 09-Jan-2018, Time: 03:46:46, ID: 1701828-01@20X RE1 IR03-MW042-C1-17D 0.25079, Description: IR03-MW042-C1-17D

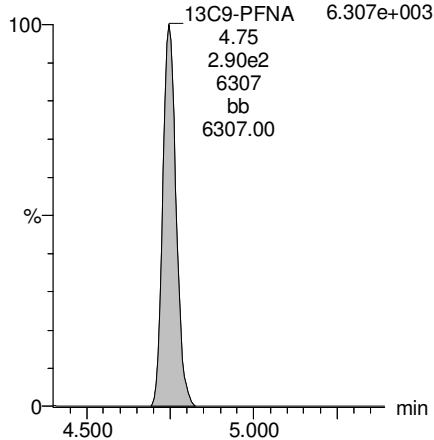
13C3-PFHxS

F16:MRM of 1 channel,ES-
401.9 > 79.9
1.855e+003



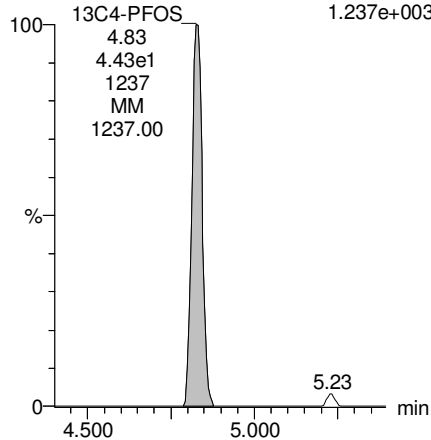
13C9-PFNA

F26:MRM of 1 channel,ES-
472.2 > 426.9
6.307e+003



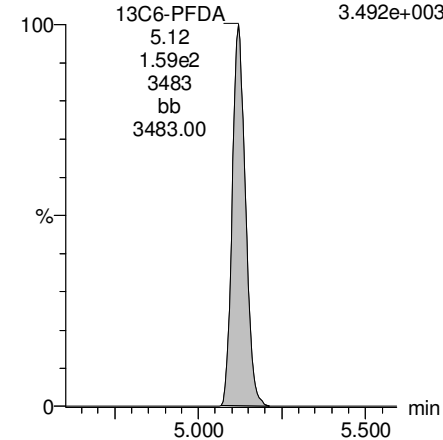
13C4-PFOS

F30:MRM of 1 channel,ES-
503 > 79.9
1.237e+003



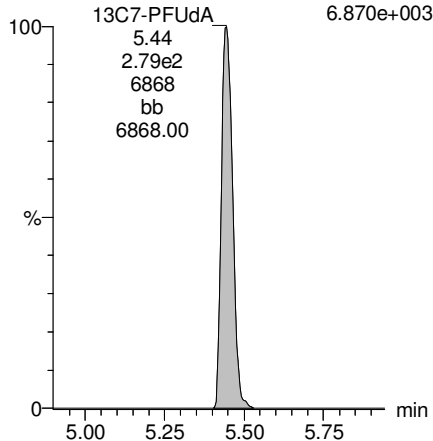
13C6-PFDA

F37:MRM of 1 channel,ES-
519.1 > 473.7
3.492e+003



13C7-PFUdA

F45:MRM of 1 channel,ES-
570.1 > 524.8
6.870e+003



Dataset: U:\Q4.PRO\results\180106M2\170106M2-44.qld

Last Altered: Monday, January 08, 2018 13:03:38 Pacific Standard Time

Printed: Monday, January 08, 2018 13:04:38 Pacific Standard Time

Method: U:\Q4.PRO\MethDB\PFAS_FULL_80C_010618.mdb 07 Jan 2018 14:02:00

Calibration: U:\Q4.PRO\CurveDB\C18_VAL-PFAS_Q4_01-06-18_FULL.cdb 07 Jan 2018 11:33:08

Name: 180106M2_44, Date: 07-Jan-2018, Time: 00:36:45, ID: 1701828-02RE1 IR03-MW049-C1-17D 0.25035, Description: IR03-MW049-C1-17D

	# Name	Trace	Area	IS Area	Wt./Vol.	RRF	Pred.RT	RT	y Axis Resp.	Conc.	%Rec
1	3 PFBS	299.0 > 79.7	8.89e3	8.39e2	0.250		2.87	2.81	133	312.8644	
2	4 PFHxA	313.2 > 268.9	1.10e5	1.84e3	0.250		3.38	3.31	300	760.9085	
3	5 PFHpA	363.0 > 318.9	3.70e4	4.50e3	0.250		4.00	3.93	103	305.2955	
4	6 L-PFHxS	398.9 > 79.6	7.59e4	5.33e2	0.250		4.14	4.08	1780	490.9942	
5	9 L-PFOA	413 > 368.7	1.06e5	7.02e3	0.250		4.51	4.45	188	793.3527	
6	12 PFNA	463.0 > 418.8	2.02e4	6.39e3	0.250		4.90	4.88	39.4	120.1303	
7	16 PFDA	513 > 468.8	2.41e2	6.04e3	0.250		5.31	5.25	0.500	1.4757	
8	18 N-MeFOSAA	570.1 > 419		2.18e3	0.250		5.45				
9	19 N-EtFOSAA	584.2 > 419		2.47e3	0.250		5.61				
10	20 PFUdA	563.0 > 518.9		6.85e3	0.250		5.63				
11	22 PFDoA	612.9 > 569.0		3.15e3	0.250		5.91				

Dataset: U:\Q4.PRO\results\180106M2\170106M2-44.qld

Last Altered: Monday, January 08, 2018 13:03:38 Pacific Standard Time

Printed: Monday, January 08, 2018 13:04:58 Pacific Standard Time

Method: U:\Q4.PRO\MethDB\PFAS_FULL_80C_010618.mdb 07 Jan 2018 14:02:00

Calibration: U:\Q4.PRO\CurveDB\C18_VAL-PFAS_Q4_01-06-18_FULL.cdb 07 Jan 2018 11:33:08

Name: 180106M2_44, Date: 07-Jan-2018, Time: 00:36:45, ID: 1701828-02RE1 IR03-MW049-C1-17D 0.25035, Description: IR03-MW049-C1-17D

#	Name	Trace	Area	IS Area	Wt./Vol.	RRF	Pred.RT	RT	y Axis Resp.	Conc.	%Rec
1	24	PFTrDA	662.9 > 618.9	3.15e3	0.250		6.14				
2	25	PFTeDA	712.9 > 668.8	1.30e3	0.250		6.34				
3	33	13C3-PFBS	302. > 98.8	8.39e2	0.250	0.121	2.87	2.81	1.44	47.5351	95.2
4	34	13C2-PFHxA	315 > 269.8	1.84e3	0.250	0.673	3.38	3.31	3.15	18.6954	93.6
5	35	13C4-PFHpA	367.2 > 321.8	4.50e3	0.250	0.706	4.00	3.93	7.71	43.6240	87.4
6	36	18O2-PFHxS	403.0 > 102.6	5.33e2	0.250	0.359	4.14	4.08	3.89	43.2277	86.6
7	37	13C2-6:2 FTS	429.1 > 408.9	2.23e3	0.250	0.273	4.45	4.39	4.14	60.5212	121.2
8	38	13C2-PFOA	414.9 > 369.7	7.02e3	0.250	0.979	4.51	4.45	13.0	53.1804	106.5
9	39	13C5-PFNA	468.2 > 422.9	6.39e3	0.250	0.941	4.90	4.88	9.92	42.1027	84.3
10	40	13C8-PFOA	506.1 > 77.7	1.26e3	0.250	0.260	4.99	4.94	1.99	30.6442	61.4
11	41	13C8-PFOS	507.0 > 79.9	1.37e3	0.250	1.005	5.02	4.96	9.83	39.0705	78.3
12	42	13C2-PFDA	515.1 > 469.9	6.04e3	0.250	1.335	5.31	5.25	12.3	36.8258	73.8
13	43	13C2-8:2 FTS	529.1 > 508.7	9.76e2	0.250	0.141	5.26	5.23	1.67	47.4470	95.0
14	44	d3-N-MeFOSAA	573.3 > 419	2.18e3	0.250	0.398	5.45	5.40	3.45	34.6009	69.3
15	45	d5-N-EtFOSAA	589.3 > 419	2.47e3	0.250	0.473	5.61	5.55	3.92	33.1263	66.3
16	46	13C2-PFUdA	565 > 519.8	6.85e3	0.250	1.035	5.63	5.57	10.9	41.9203	84.0
17	47	13C2-PFDoA	615.0 > 569.7	3.15e3	0.250	0.667	5.91	5.85	5.00	29.9508	60.0
18	49	13C2-PFTeDA	714.8 > 669.6	1.30e3	0.250	0.321	6.34	6.29	2.06	25.6077	51.3
19	55	13C5-PFHxA	318 > 272.9	7.29e3	0.250	1.000	3.38	3.31	12.5	49.9301	100.0
20	56	13C3-PFHxS	401.9 > 79.9	1.71e3	0.250	1.000	4.14	4.08	12.5	49.9301	100.0
21	57	13C8-PFOA	421.3 > 376	6.73e3	0.250	1.000	4.51	4.45	12.5	49.9301	100.0
22	58	13C9-PFNA	472.2 > 426.9	8.05e3	0.250	1.000	4.90	4.88	12.5	49.9301	100.0
23	59	13C4-PFOS	503 > 79.9	1.74e3	0.250	1.000	5.02	4.96	12.5	49.9301	100.0
24	60	13C6-PFDA	519.1 > 473.7	6.13e3	0.250	1.000	5.31	5.25	12.5	49.9301	100.0
25	61	13C7-PFUdA	570.1 > 524.8	7.89e3	0.250	1.000	5.63	5.57	12.5	49.9301	100.0
26	62	Total PFHxS	398.9 > 79.6	7.59e4	0.250		4.14		1780	490.9942	
27	63	Total PFOA	413 > 368.7	1.15e5	0.250		4.51		205	859.9115	

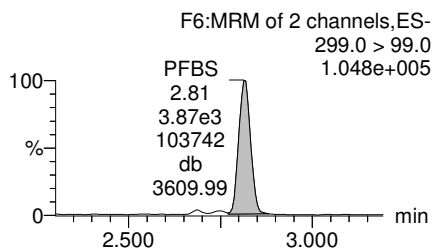
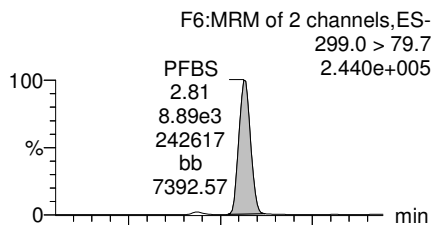
Dataset: U:\Q4.PRO\results\180106M2\170106M2-44.qld

Last Altered: Monday, January 08, 2018 13:03:38 Pacific Standard Time
Printed: Monday, January 08, 2018 13:04:58 Pacific Standard Time

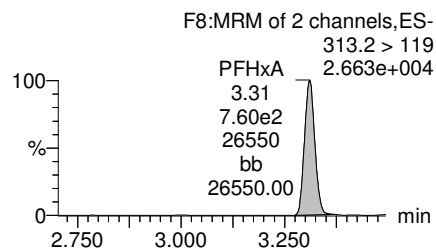
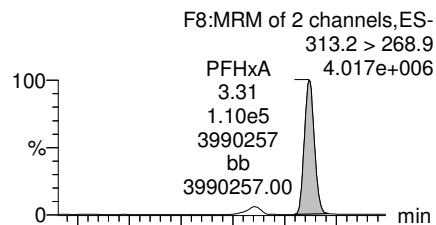
Method: U:\Q4.PRO\MethDB\PFAS_FULL_80C_010618.mdb 07 Jan 2018 14:02:00
Calibration: U:\Q4.PRO\CurveDB\C18_VAL-PFAS_Q4_01-06-18_FULL.cdb 07 Jan 2018 11:33:08

Name: 180106M2_44, Date: 07-Jan-2018, Time: 00:36:45, ID: 1701828-02RE1 IR03-MW049-C1-17D 0.25035, Description: IR03-MW049-C1-17D

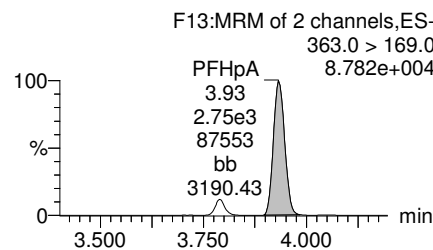
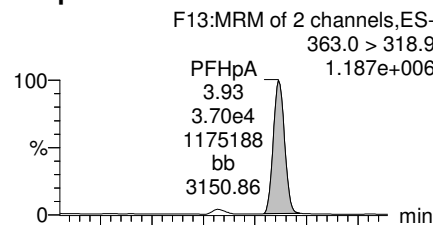
PFBS



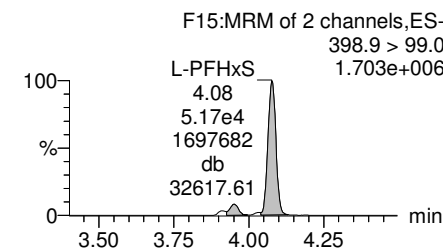
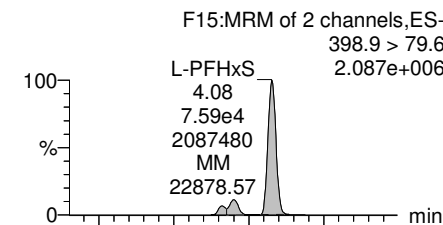
PFHxA



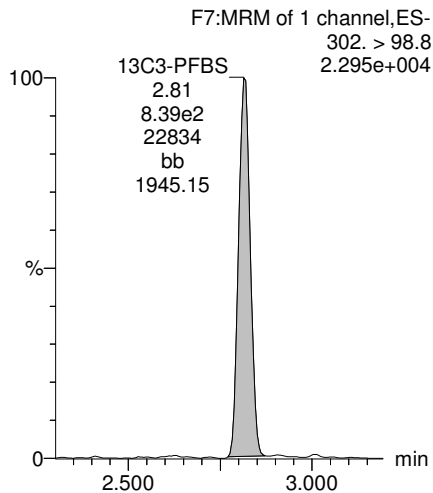
PFHpA



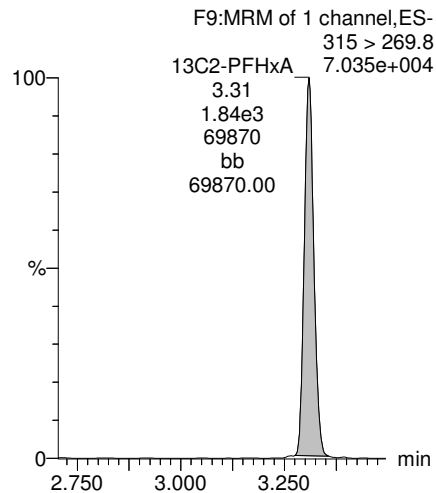
Total PFHxS



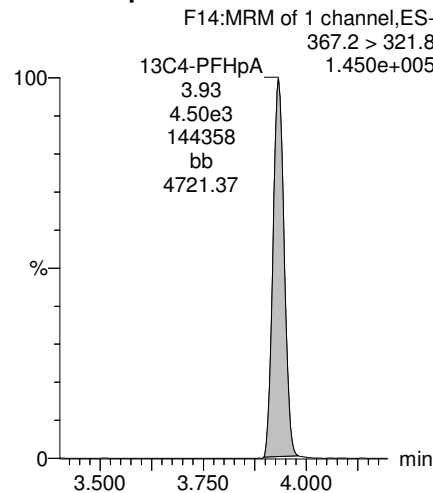
13C3-PFBS



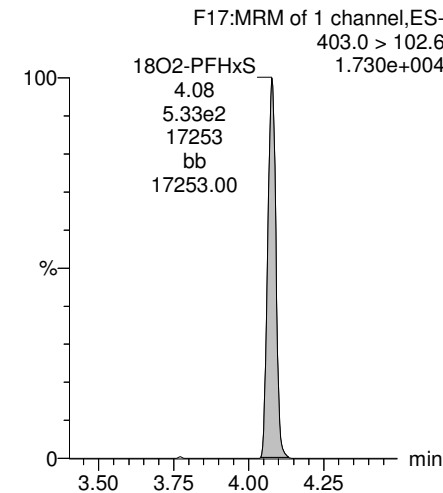
13C2-PFHxA



13C4-PFHpA



18O2-PFHxS

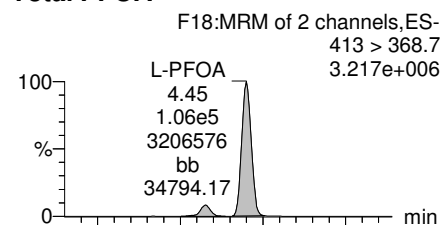


Dataset: U:\Q4.PRO\results\180106M2\170106M2-44.qld

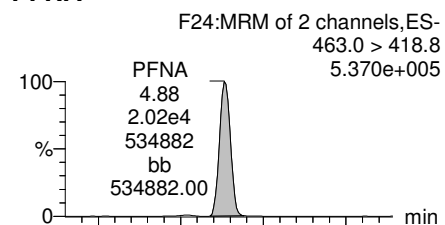
Last Altered: Monday, January 08, 2018 13:03:38 Pacific Standard Time
Printed: Monday, January 08, 2018 13:04:58 Pacific Standard Time

Name: 180106M2_44, Date: 07-Jan-2018, Time: 00:36:45, ID: 1701828-02RE1 IR03-MW049-C1-17D 0.25035, Description: IR03-MW049-C1-17D

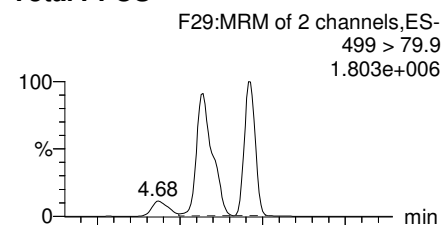
Total PFOA



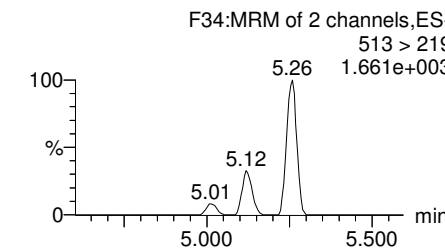
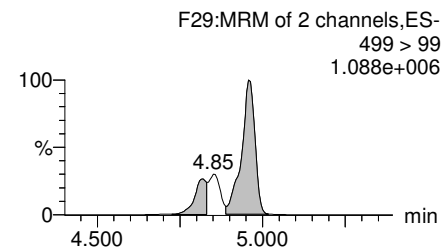
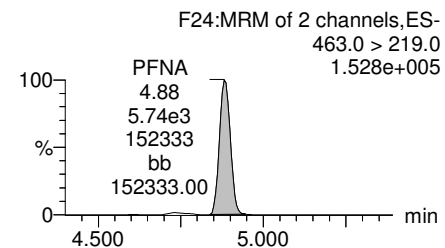
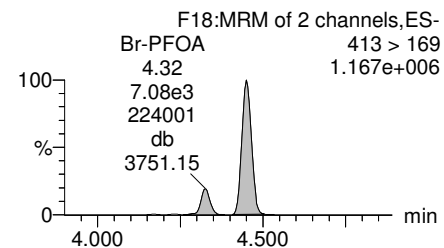
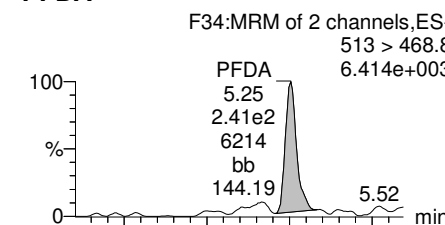
PFNA



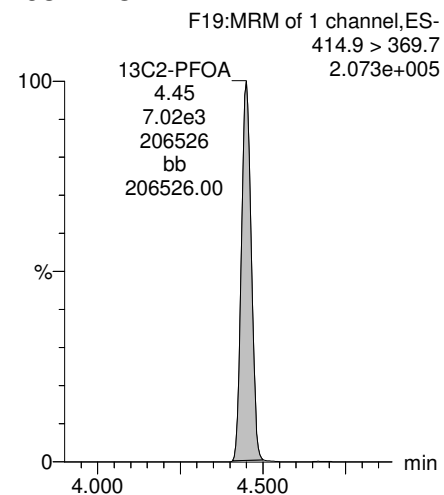
Total PFOS



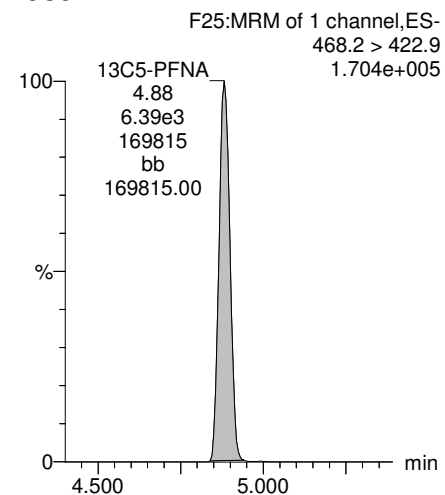
PFDA



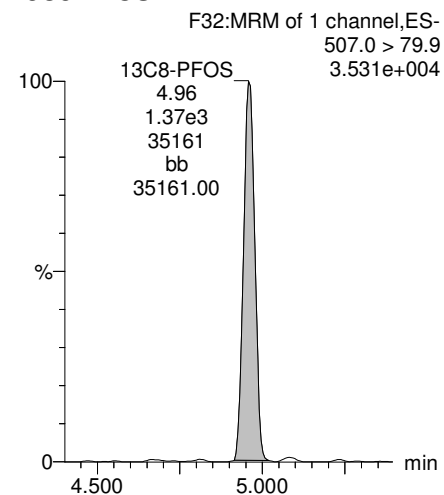
13C2-PFOA



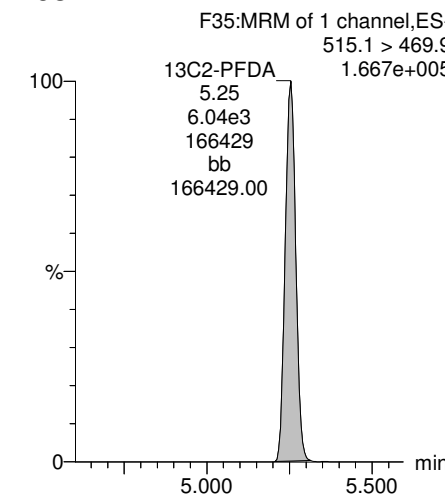
13C5-PFNA



13C8-PFOS



13C2-PFDA

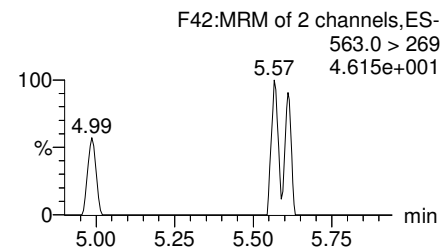
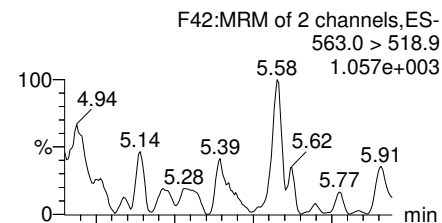


Dataset: U:\Q4.PRO\results\180106M2\170106M2-44.qld

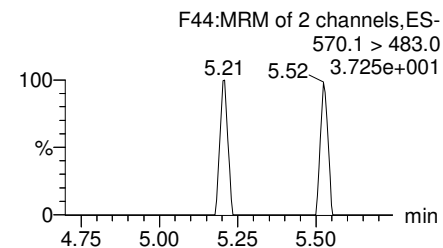
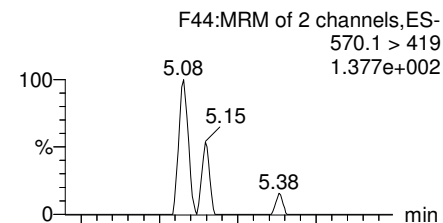
Last Altered: Monday, January 08, 2018 13:03:38 Pacific Standard Time
Printed: Monday, January 08, 2018 13:04:58 Pacific Standard Time

Name: 180106M2_44, Date: 07-Jan-2018, Time: 00:36:45, ID: 1701828-02RE1 IR03-MW049-C1-17D 0.25035, Description: IR03-MW049-C1-17D

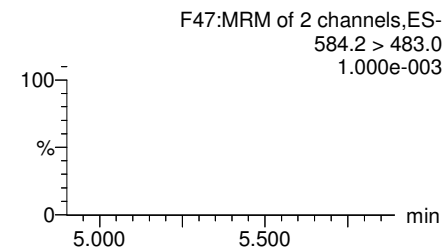
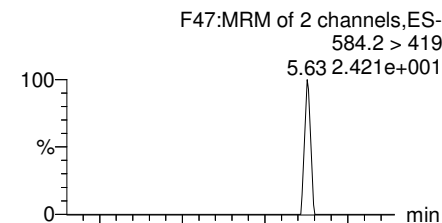
PFUdA



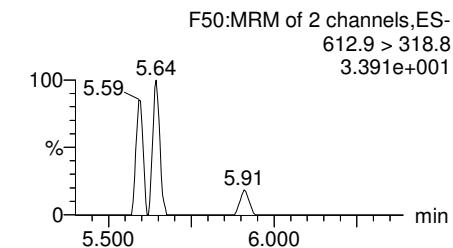
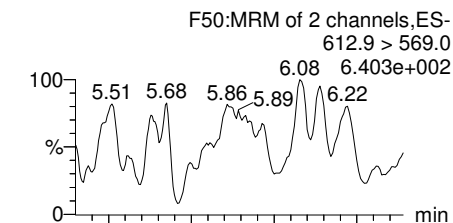
N-MeFOSAA



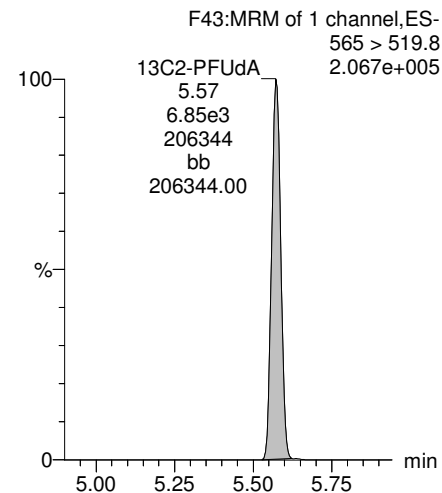
N-EtFOSAA



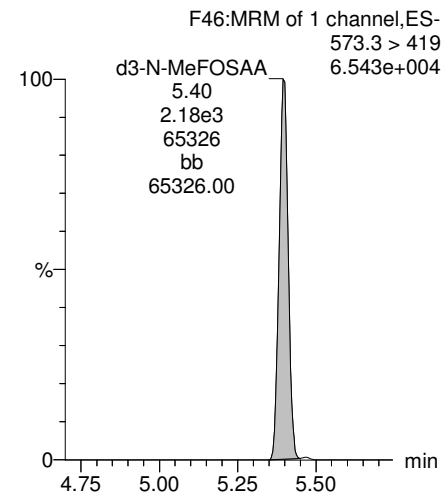
PFDaA



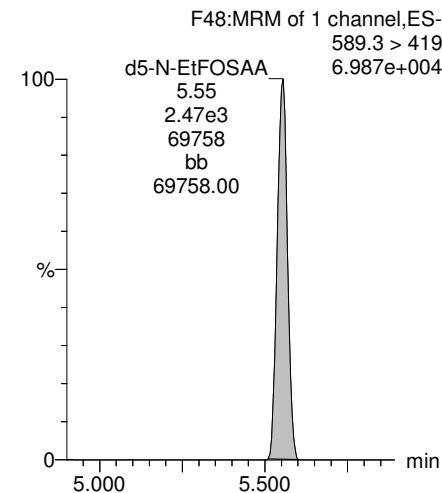
13C2-PFUdA



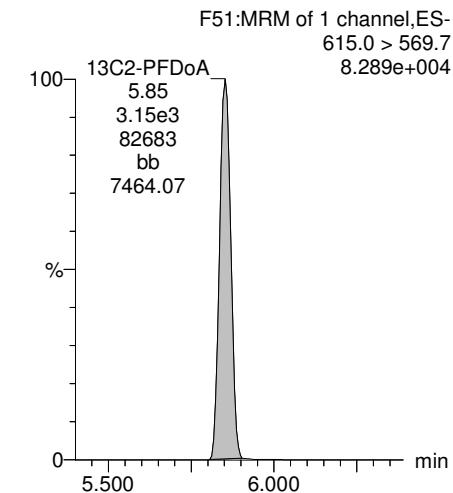
d3-N-MeFOSAA



d5-N-EtFOSAA



13C2-PFDaA

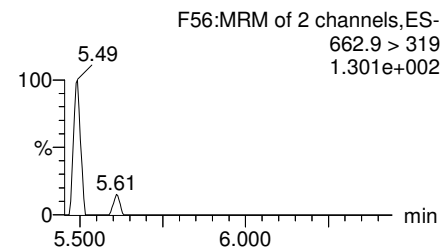
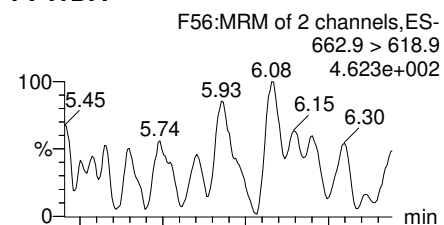


Dataset: U:\Q4.PRO\results\180106M2\170106M2-44.qld

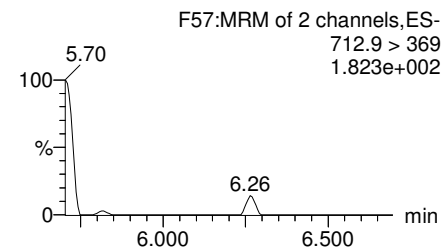
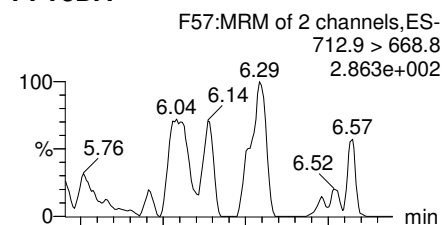
Last Altered: Monday, January 08, 2018 13:03:38 Pacific Standard Time
Printed: Monday, January 08, 2018 13:04:58 Pacific Standard Time

Name: 180106M2_44, Date: 07-Jan-2018, Time: 00:36:45, ID: 1701828-02RE1 IR03-MW049-C1-17D 0.25035, Description: IR03-MW049-C1-17D

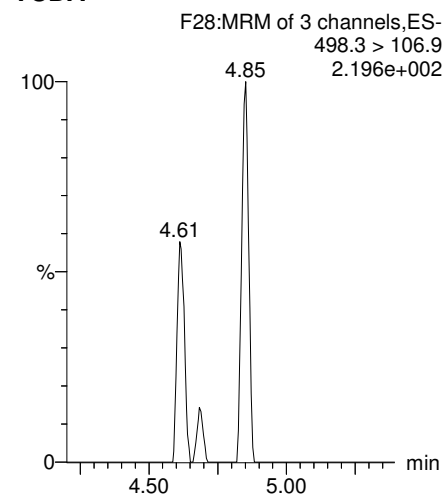
PFTrDA



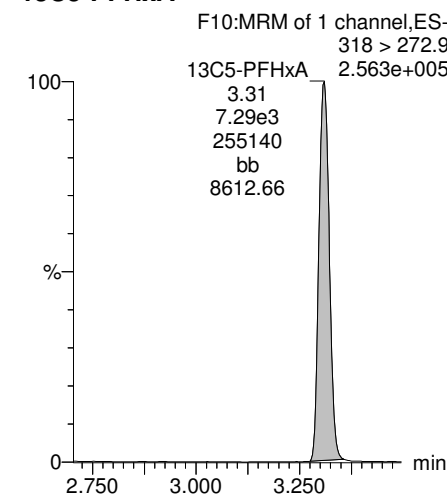
PFTeDA



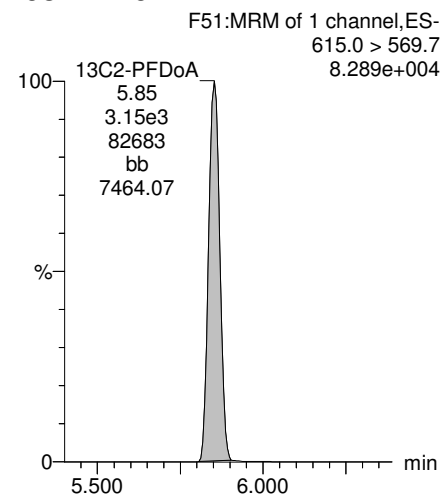
TCDA



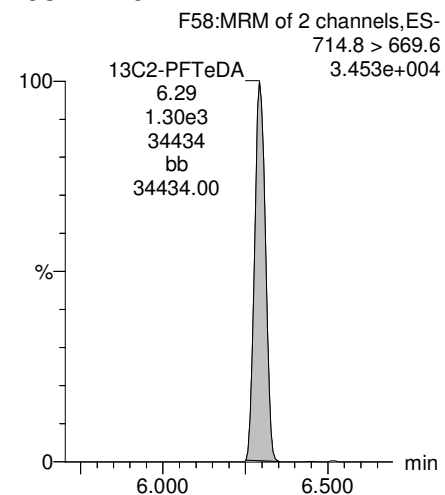
13C5-PFHxA



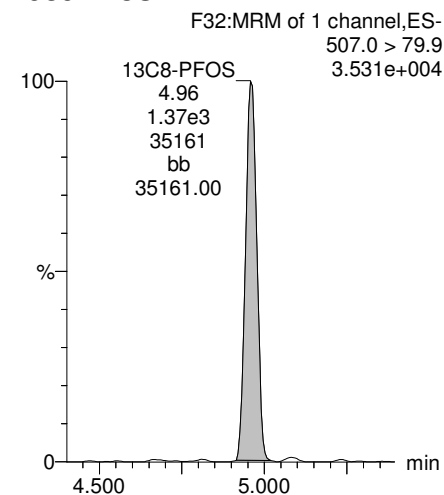
13C2-PFDoA



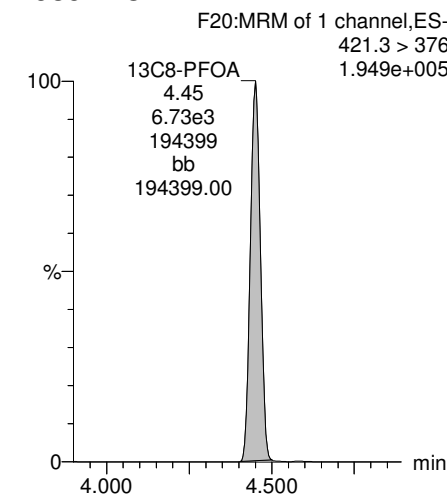
13C2-PFTeDA



13C8-PFOS



13C8-PFOA



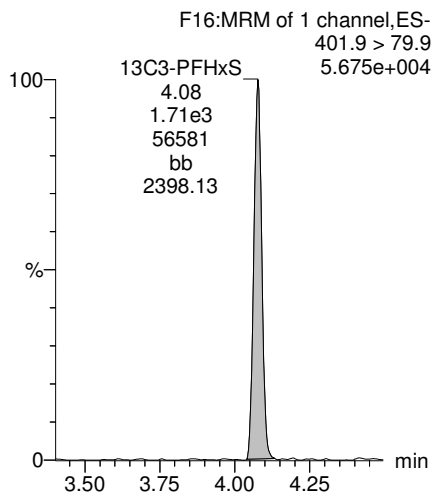
Dataset: U:\Q4.PRO\results\180106M2\170106M2-44.qld

Last Altered: Monday, January 08, 2018 13:03:38 Pacific Standard Time

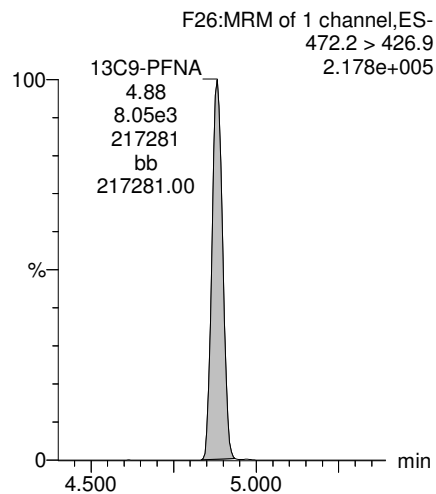
Printed: Monday, January 08, 2018 13:04:58 Pacific Standard Time

Name: 180106M2_44, Date: 07-Jan-2018, Time: 00:36:45, ID: 1701828-02RE1 IR03-MW049-C1-17D 0.25035, Description: IR03-MW049-C1-17D

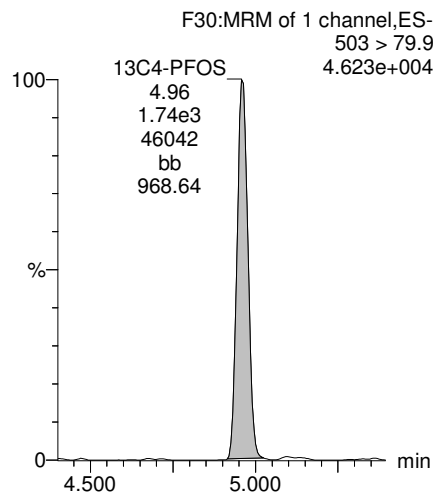
13C3-PFHxS



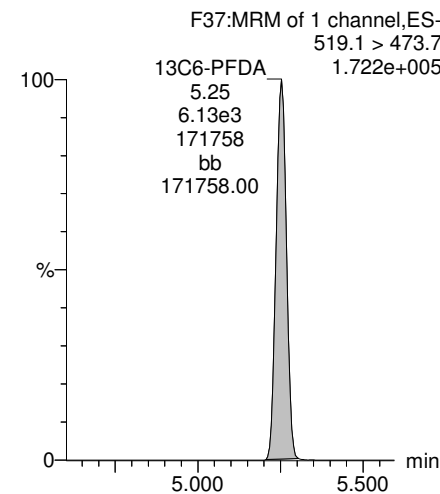
13C9-PFNA



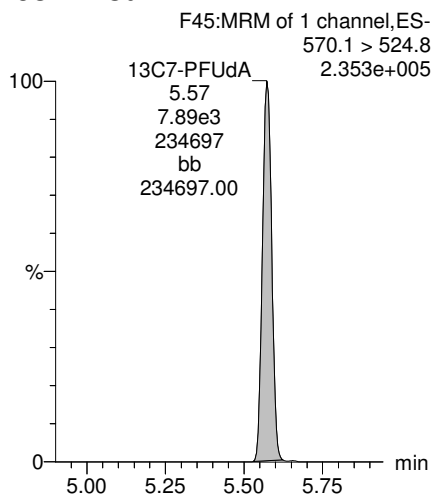
13C4-PFOS



13C6-PFDA



13C7-PFUdA



Vista Analytical Laboratory

Rev'd: MM 1/19/18

Dataset: F:\Projects\PFAS.PRO\Results\180119M1\180119M1-10.qld

Last Altered: Friday, January 19, 2018 16:06:33 Pacific Standard Time

Printed: Friday, January 19, 2018 16:09:20 Pacific Standard Time

Method: F:\Projects\PFAS.PRO\MethDB\PFAS_FULL_80C_011918.mdb 19 Jan 2018 11:26:14

Calibration: F:\Projects\PFAS.PRO\CurveDB\C18_VAL-PFAS_Q4_01-18-18-FULL.cdb 19 Jan 2018 09:30:24

Name: 180119M1_10, Date: 19-Jan-2018, Time: 13:08:40, ID: 1701828-02RE1 IR03-MW049-C1-17D 0.25035, Description: IR03-MW049-C1-17D

#	Name	Trace	Area	IS Area	Wt./Vol.	RRF	Pred.RT	RT	y Axis Resp.	Conc.	%Rec
1	9 L-PFOA	413 > 368.7	1.34e5	9.36e3	0.2504		4.60	4.55	179	615	
2	38 13C2-PFOA	414.9 > 369.7	9.36e3	8.58e3	0.2504	1.101	4.60	4.55	13.6	49.5	99.1
3	57 13C8-PFOA	421.3 > 376	8.58e3	8.58e3	0.2504	1.000	4.60	4.55	12.5	49.9	100.0
4	63 Total PFOA	413 > 368.7	1.45e5	9.36e3	0.2504		4.60		194	683	

Dataset: F:\Projects\PFAS.PRO\Results\180119M1\180119M1-10.qld

Last Altered: Friday, January 19, 2018 16:06:33 Pacific Standard Time

Printed: Friday, January 19, 2018 16:09:20 Pacific Standard Time

Method: F:\Projects\PFAS.PRO\MethDB\PFAS_FULL_80C_011918.mdb 19 Jan 2018 11:26:14

Calibration: F:\Projects\PFAS.PRO\CurveDB\C18_VAL-PFAS_Q4_01-18-18-FULL.cdb 19 Jan 2018 09:30:24

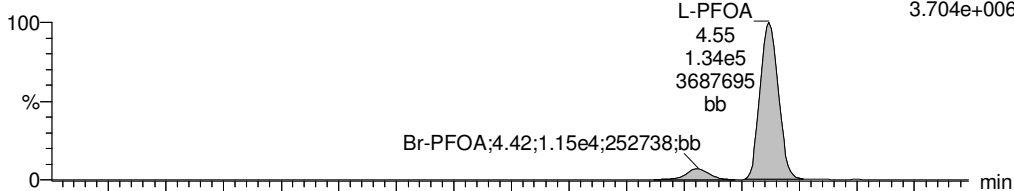
Name: 180119M1_10, Date: 19-Jan-2018, Time: 13:08:40, ID: 1701828-02RE1 IR03-MW049-C1-17D 0.25035, Description: IR03-MW049-C1-17D

Total PFOA

180119M1_10 Smooth(Mn,1x2)

IR03-MW049-C1-17D 1701828-02RE1 IR03-MW049-C1-17D 0.25035

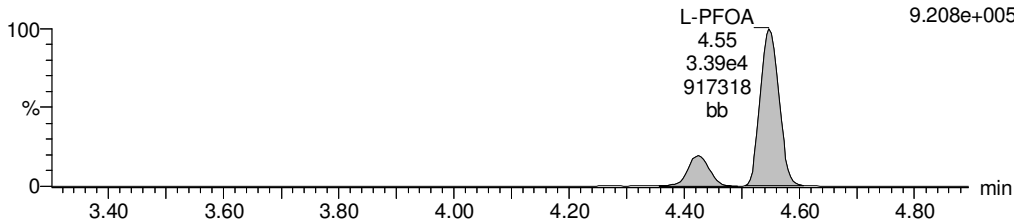
F18:MRM of 2 channels,ES-
413 > 368.7
3.704e+006



180119M1_10 Smooth(Mn,1x2)

IR03-MW049-C1-17D 1701828-02RE1 IR03-MW049-C1-17D 0.25035

F18:MRM of 2 channels,ES-
413 > 169
9.208e+005

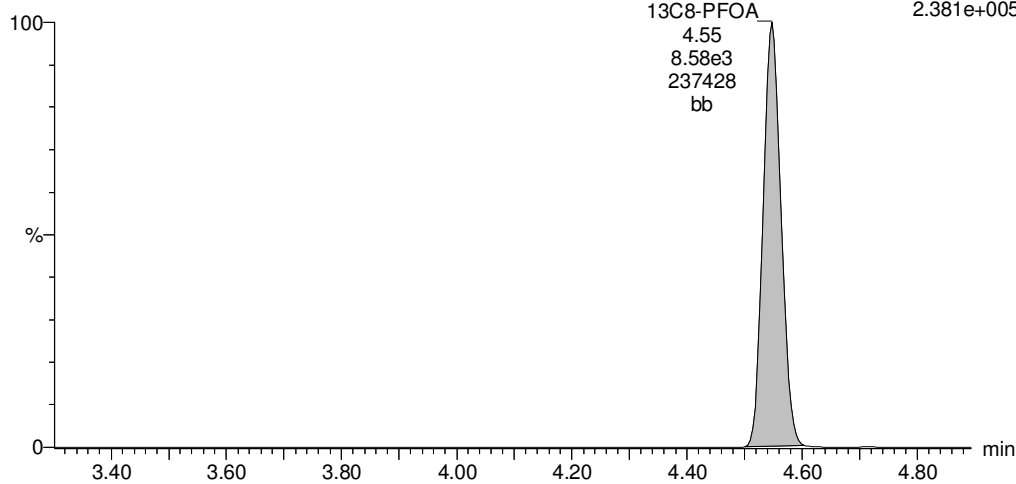


13C8-PFOA

180119M1_10 Smooth(Mn,1x2)

IR03-MW049-C1-17D 1701828-02RE1 IR03-MW049-C1-17D 0.25035

F20:MRM of 1 channel,ES-
421.3 > 376
2.381e+005

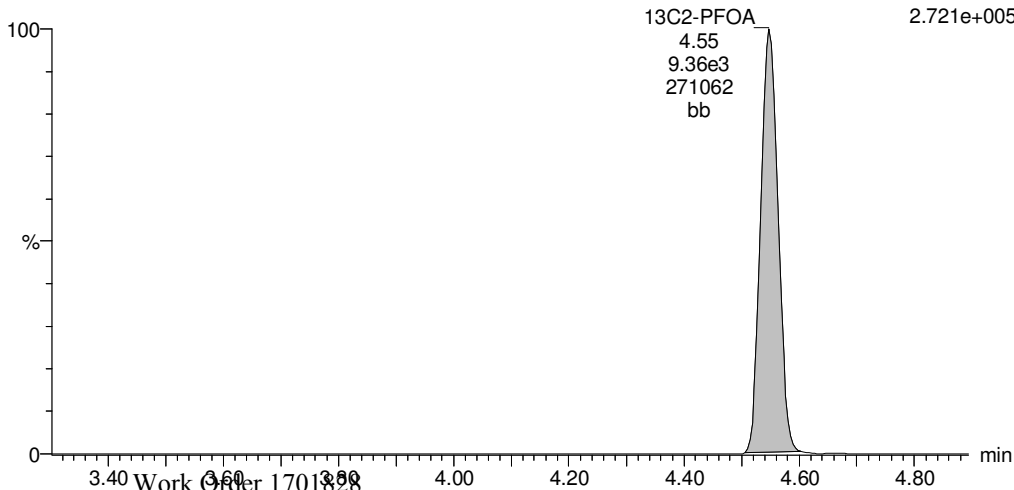


13C2-PFOA

180119M1_10 Smooth(Mn,1x2)

IR03-MW049-C1-17D 1701828-02RE1 IR03-MW049-C1-17D 0.25035

F19:MRM of 1 channel,ES-
414.9 > 369.7
2.721e+005



Vista Analytical Laboratory

Dataset: U:\Q4.PRO\results\180108M2\180108M2-19.qld

Last Altered: Monday, January 15, 2018 12:35:02 Pacific Standard Time

Printed: Monday, January 15, 2018 12:40:23 Pacific Standard Time

Method: U:\Q4.PRO\MethDB\PFAS_FULL_80C_010818.mdb 09 Jan 2018 10:39:49

Calibration: U:\Q4.PRO\CurveDB\C18_VAL-PFAS_Q4_01-08-18_FULL-M2.cdb 09 Jan 2018 11:01:39

Name: 180108M2_19, Date: 09-Jan-2018, Time: 03:57:56, ID: 1701828-02RE1@10X IR03-MW049-C1-17D 0.25035, Description: IR03-MW049-C1-17D

	# Name	Trace	Area	IS Area	RRF	wt/vol	Pred.RT	RT	y Axis Resp.	Conc.	%Rec
1	6 L-PFHxS	398.9 > 79.6	7.55e3	4.74e1		0.250	3.94	3.93	1990	4246.6304	
2	14 L-PFOS	499 > 79.9	1.47e4	1.90e2		0.250	4.89	4.83	967	2447.1736	
3	36 18O2-PFHxS	403.0 > 102.6	4.74e1	1.57e2	0.348	0.250	3.94	3.93	3.77	43.2152	86.6
4	41 13C8-PFOS	507.0 > 79.9	1.90e2	1.42e2	1.035	0.250	4.89	4.83	16.7	64.5060	129.2
5	56 13C3-PFHxS	401.9 > 79.9	1.57e2	1.57e2	1.000	0.250	4.02	3.93	12.5	49.9301	100.0
6	59 13C4-PFOS	503 > 79.9	1.42e2	1.42e2	1.000	0.250	4.89	4.83	12.5	49.9301	100.0
7	62 Total PFHxS	398.9 > 79.6	7.55e3	4.74e1		0.250	4.14		1990	4246.6304	
8	64 Total PFOS	499 > 79.9	1.47e4	1.90e2		0.250	5.02		967	2447.1736	

Dataset: U:\Q4.PRO\results\180108M2\180108M2-19.qld

Last Altered: Monday, January 15, 2018 12:35:02 Pacific Standard Time

Printed: Monday, January 15, 2018 12:40:23 Pacific Standard Time

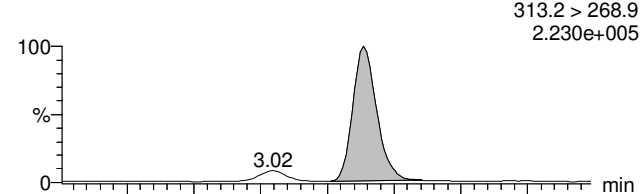
Method: U:\Q4.PRO\MethDB\PFAS_FULL_80C_010818.mdb 09 Jan 2018 10:39:49

Calibration: U:\Q4.PRO\CurveDB\C18_VAL-PFAS_Q4_01-08-18_FULL-M2.cdb 09 Jan 2018 11:01:39

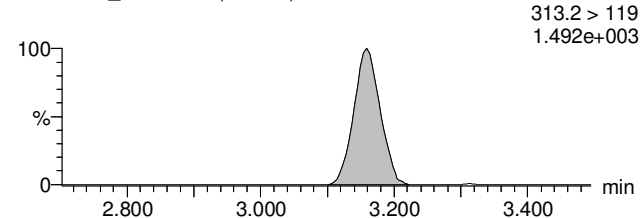
Name: 180108M2_19, Date: 09-Jan-2018, Time: 03:57:56, ID: 1701828-02RE1@10X IR03-MW049-C1-17D 0.25035, Description: IR03-MW049-C1-17D

PFHxA

180108M2_19 Smooth(Mn,1x2) F8:MRM of 2 channels,ES-313.2 > 268.9 2.230e+005

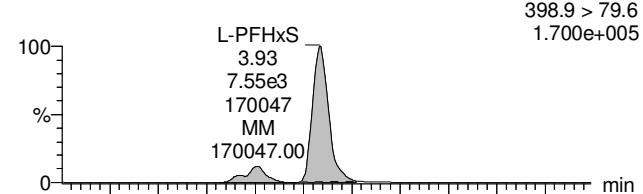


180108M2_19 Smooth(Mn,1x2) F8:MRM of 2 channels,ES-313.2 > 119 1.492e+003

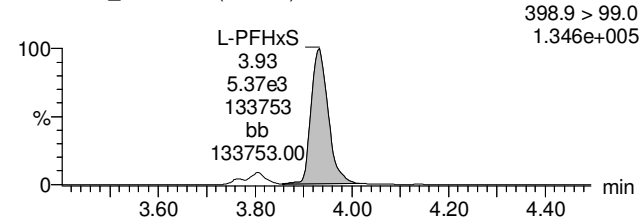


Total PFHxS

180108M2_19 Smooth(Mn,1x2) F15:MRM of 2 channels,ES-398.9 > 79.6 1.700e+005

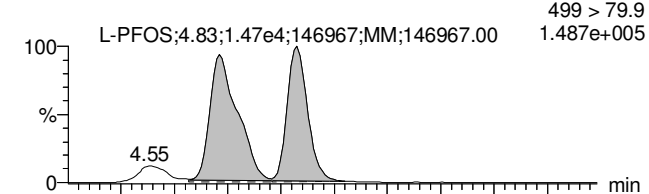


180108M2_19 Smooth(Mn,1x2) F15:MRM of 2 channels,ES-398.9 > 99.0 1.346e+005

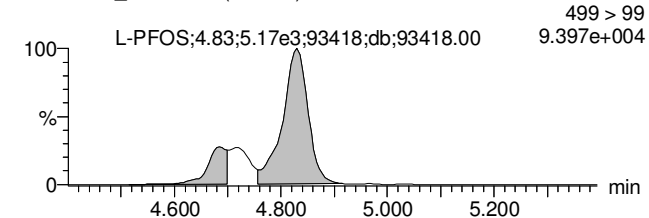


Total PFOS

180108M2_19 Smooth(Mn,1x2) F29:MRM of 2 channels,ES-499 > 79.9 1.487e+005

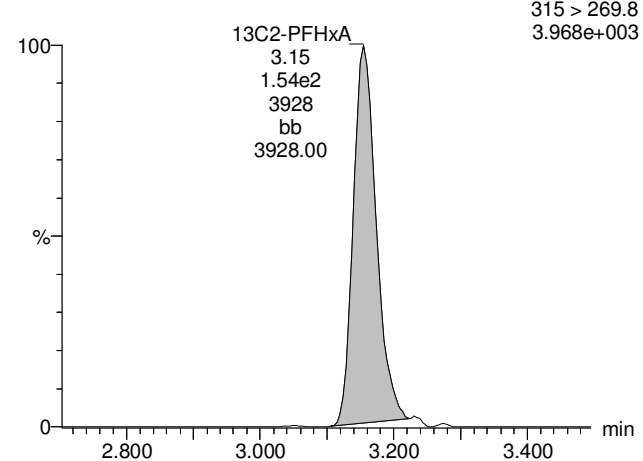


180108M2_19 Smooth(Mn,1x2) F29:MRM of 2 channels,ES-499 > 99 9.397e+004



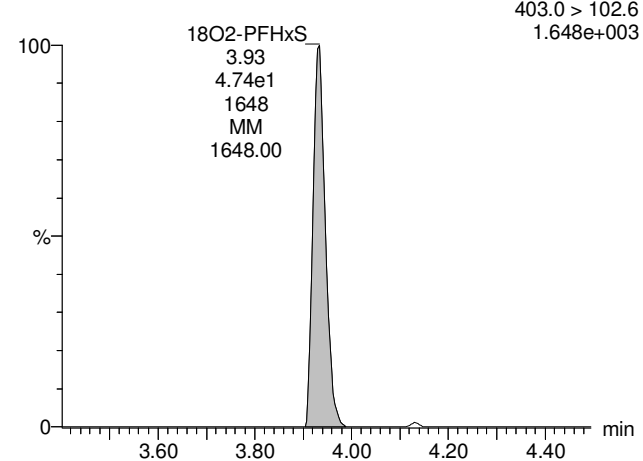
13C2-PFHxA

180108M2_19 Smooth(Mn,1x2) F9:MRM of 1 channel,ES-315 > 269.8 3.968e+003



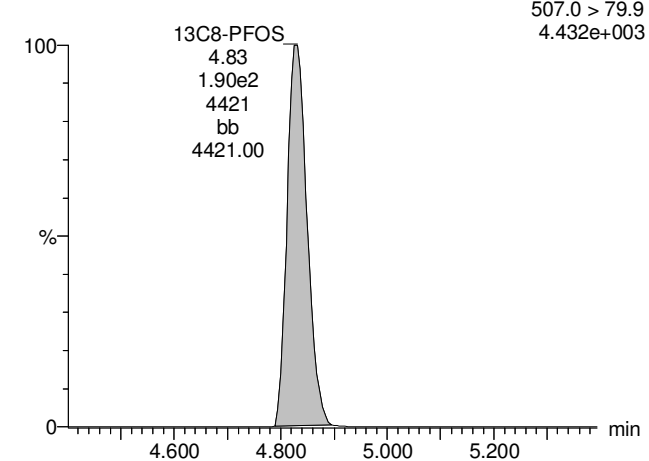
18O2-PFHxS

180108M2_19 Smooth(Mn,1x2) F17:MRM of 1 channel,ES-403.0 > 102.6 1.648e+003



13C8-PFOS

180108M2_19 Smooth(Mn,1x2) F32:MRM of 1 channel,ES-507.0 > 79.9 4.432e+003



Dataset: U:\Q4.PRO\results\180108M2\180108M2-19.qld

Last Altered: Monday, January 15, 2018 12:35:02 Pacific Standard Time

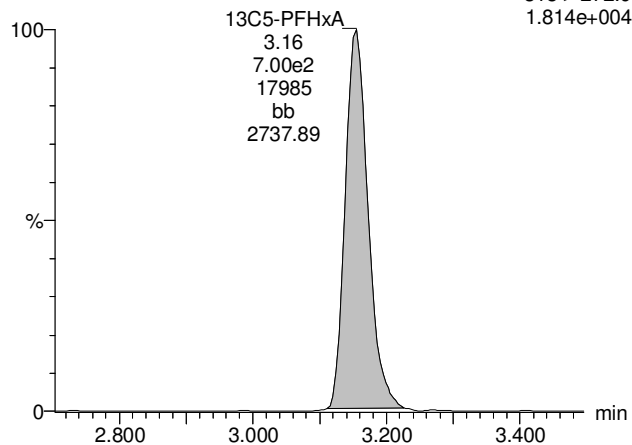
Printed: Monday, January 15, 2018 12:40:23 Pacific Standard Time

Name: 180108M2_19, Date: 09-Jan-2018, Time: 03:57:56, ID: 1701828-02RE1@10X IR03-MW049-C1-17D 0.25035, Description: IR03-MW049-C1-17D

13C5-PFHxA

180108M2_19 Smooth(Mn,1x2)

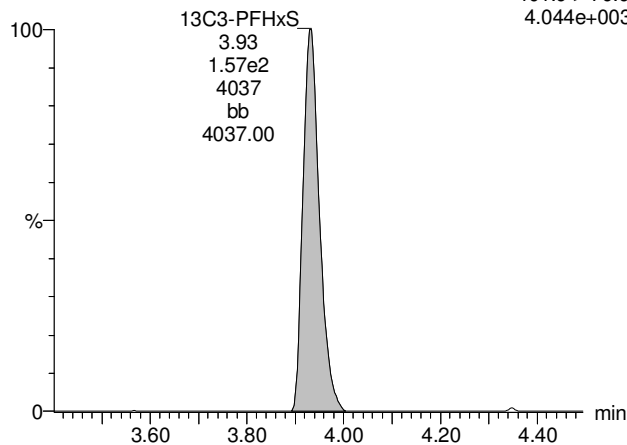
F10:MRM of 1 channel,ES-
318 > 272.9
1.814e+004



13C3-PFHxS

180108M2_19 Smooth(Mn,1x2)

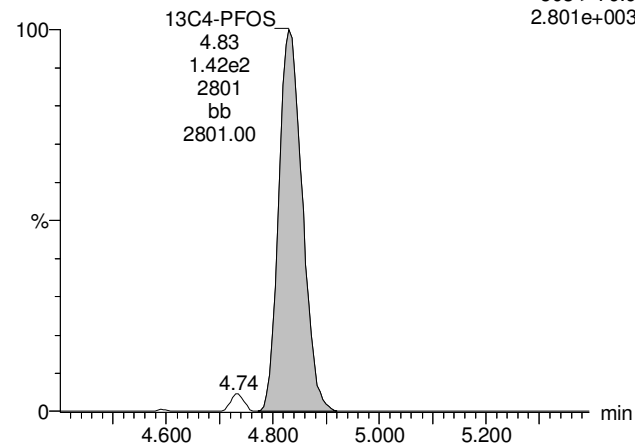
F16:MRM of 1 channel,ES-
401.9 > 79.9
4.044e+003



13C4-PFOS

180108M2_19 Smooth(Mn,1x2)

F30:MRM of 1 channel,ES-
503 > 79.9
2.801e+003



Dataset: U:\Q4.PRO\results\180111M1\180111M1-18.qld

Last Altered: Monday, January 15, 2018 09:13:23 Pacific Standard Time

Printed: Monday, January 15, 2018 09:13:37 Pacific Standard Time

Method: U:\Q4.PRO\MethDB\PFAS_FULL_80C_010818C.mdb 11 Jan 2018 15:33:36

Calibration: U:\Q4.PRO\CurveDB\C18_VAL-PFAS_Q4_01-11-18-L14.cdb 15 Jan 2018 08:38:18

Name: 180111M1_18, Date: 12-Jan-2018, Time: 02:31:43, ID: 1701828-03@20X IR03-MW103-C1-17D 0.05003, Description: IR03-MW103-C1-17D

	# Name	Trace	Area	IS Area	Wt./Vol.	RRF	Pred.RT	RT	y Axis Resp.	Conc.	%Rec
1	14 L-PFOS	499 > 79.9	1.13e4	1.09e2	0.0500		4.75	4.74	1290	13500	
2	41 13C8-PFOS	507.0 > 79.9	1.09e2	1.10e2	0.0500	1.179	4.89	4.74	12.4	211	84.3
3	59 13C4-PFOS	503 > 79.9	1.10e2	1.10e2	0.0500	1.000	4.89	4.74	12.5	250	100.0
4	64 Total PFOS	499 > 79.9	1.13e4	1.09e2	0.0500		4.75		1290	13500	

Dataset: U:\Q4.PRO\results\180111M1\180111M1-18.qld

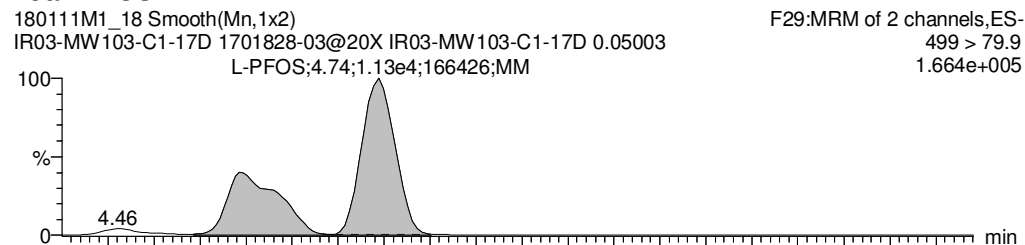
Last Altered: Monday, January 15, 2018 09:13:23 Pacific Standard Time

Printed: Monday, January 15, 2018 09:13:37 Pacific Standard Time

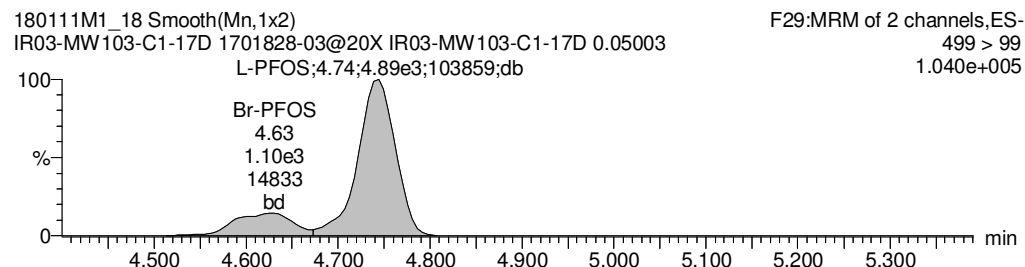
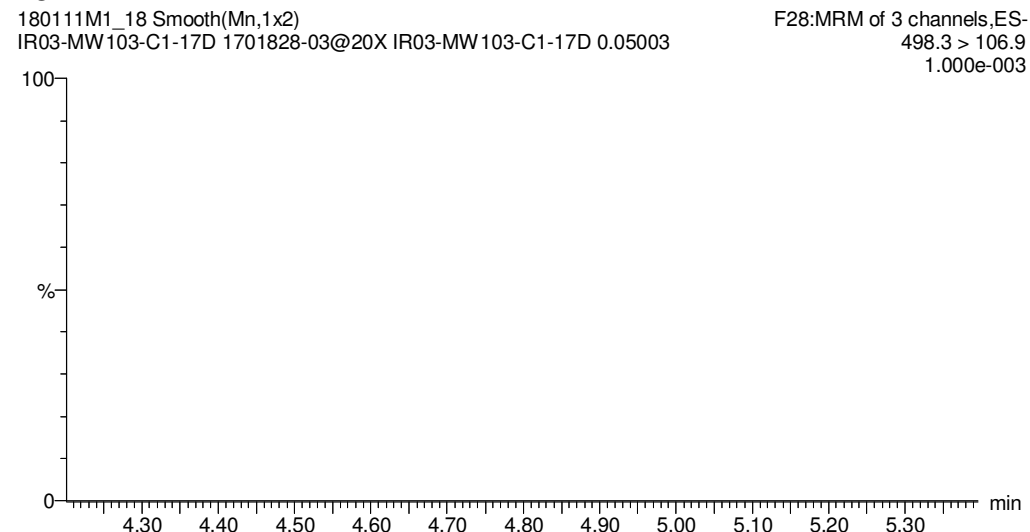
Method: U:\Q4.PRO\MethDB\PFAS_FULL_80C_010818C.mdb 11 Jan 2018 15:33:36
Calibration: U:\Q4.PRO\CurveDB\C18_VAL-PFAS_Q4_01-11-18-L14.cdb 15 Jan 2018 08:38:18

Name: 180111M1_18, Date: 12-Jan-2018, Time: 02:31:43, ID: 1701828-03@20X IR03-MW103-C1-17D 0.05003, Description: IR03-MW103-C1-17D

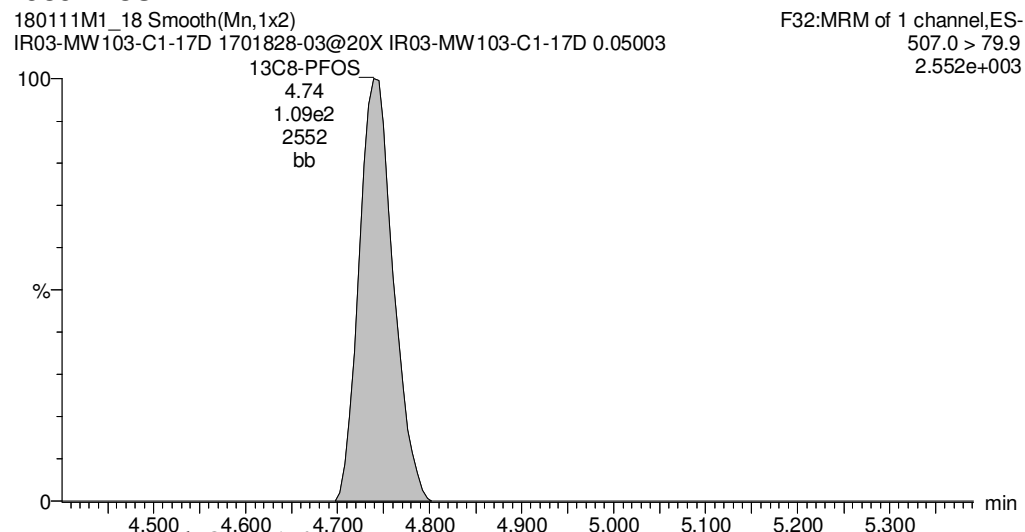
Total PFOS



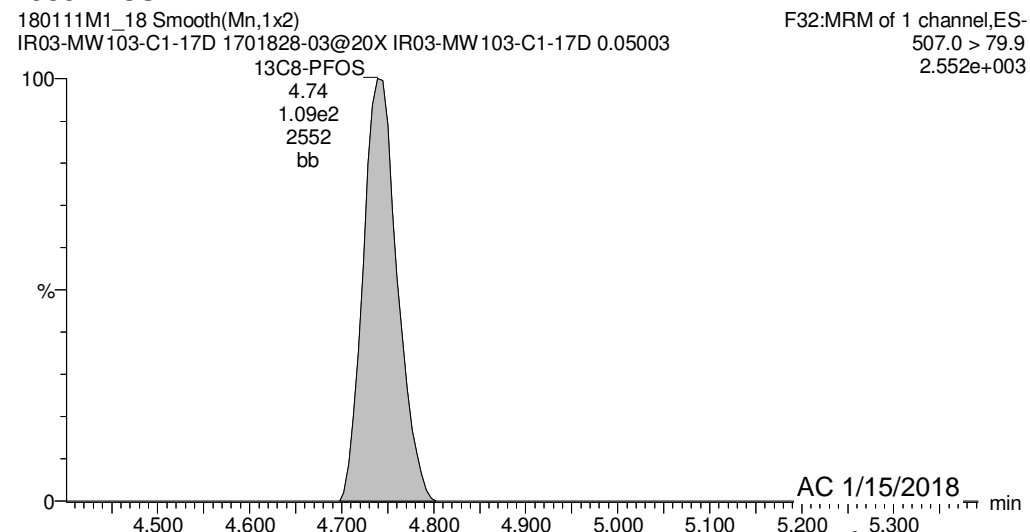
TCDA



13C8-PFOS



13C8-PFOS



Dataset: U:\Q4.PRO\results\180111M1\180111M1-18.qld

Last Altered: Monday, January 15, 2018 09:13:23 Pacific Standard Time

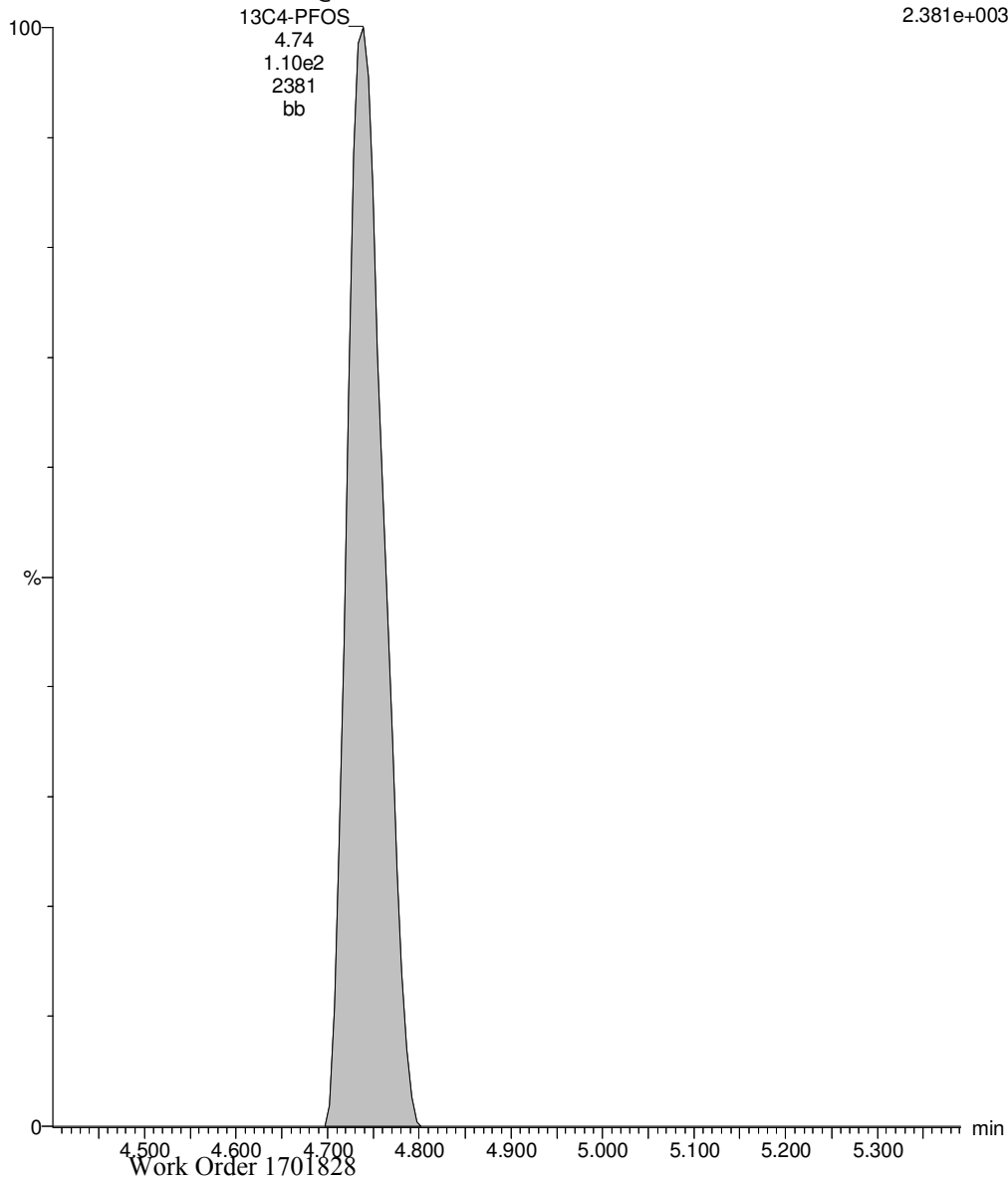
Printed: Monday, January 15, 2018 09:13:37 Pacific Standard Time

Name: 180111M1_18, Date: 12-Jan-2018, Time: 02:31:43, ID: 1701828-03@20X IR03-MW103-C1-17D 0.05003, Description: IR03-MW103-C1-17D

13C4-PFOS

180111M1_18 Smooth(Mn,1x2)
IR03-MW103-C1-17D 1701828-03@20X IR03-MW103-C1-17D 0.05003

F30:MRM of 1 channel,ES-
503 > 79.9
2.381e+003



Dataset: U:\Q4.PRO\results\180108M2\180108M2-14.qld

Last Altered: Tuesday, January 09, 2018 12:42:27 Pacific Standard Time

Printed: Tuesday, January 09, 2018 12:42:52 Pacific Standard Time

*See dilution.

Method: U:\Q4.PRO\MethDB\PFAS_FULL_80C_010818.mdb 09 Jan 2018 10:39:49

Calibration: U:\Q4.PRO\CurveDB\C18_VAL-PFAS_Q4_01-08-18_FULL-M2.cdb 09 Jan 2018 11:01:39

Name: 180108M2_14, Date: 09-Jan-2018, Time: 03:02:03, ID: 1701828-03RE1 IR03-MW103-C1-17D 0.25474, Description: IR03-MW103-C1-17D

	#	Name	Trace	Area	IS Area	Wt./Vol.	RRF	Pred.RT	RT	y Axis Resp.	Conc.	%Rec
1	3	PFBS	299.0 > 79.7	2.76e4	8.32e2	0.255		2.66	2.66	415	980.4411	E
2	4	PFHxA	313.2 > 268.9	4.22e5	1.56e3	0.255		3.15	3.15	1350	2978.0694	E
3	5	PFHpA	363.0 > 318.9	6.50e4	4.45e3	0.255		3.78	3.77	183	544.7542	
4	6	L-PFHxS	398.9 > 79.6	1.69e5	5.58e2	0.255		3.94	3.93	3780	7920.4415	E
5	9	L-PFOA	413 > 368.7	1.07e6	6.18e3	0.255		4.31	4.30	2170	*	
6	12	PFNA	463.0 > 418.8	4.63e3	6.10e3	0.255		4.81	4.74	9.48	29.4621	
7	14	L-PFOS	499 > 79.9	7.21e5	1.03e3	0.255		4.89	4.83	8710	9710.1591	E
8	16	PFDA	513 > 468.8	1.03e3	5.55e3	0.255		5.18	5.12	2.32	5.9935	
9	18	N-MeFOSAA	570.1 > 419		1.75e3	0.255		5.32				
10	19	N-EtFOSAA	584.2 > 419		2.11e3	0.255		5.48				
11	20	PFUdA	563.0 > 518.9		6.05e3	0.255		5.50				
12	22	PFDoA	612.9 > 569.0		4.10e3	0.255		5.77				

Dataset: U:\Q4.PRO\results\180108M2\180108M2-14.qld

Last Altered: Tuesday, January 09, 2018 12:42:27 Pacific Standard Time

Printed: Tuesday, January 09, 2018 12:43:18 Pacific Standard Time

Method: U:\Q4.PRO\MethDB\PFAS_FULL_80C_010818.mdb 09 Jan 2018 10:39:49

Calibration: U:\Q4.PRO\CurveDB\C18_VAL-PFAS_Q4_01-08-18_FULL-M2.cdb 09 Jan 2018 11:01:39

Name: 180108M2_14, Date: 09-Jan-2018, Time: 03:02:03, ID: 1701828-03RE1 IR03-MW103-C1-17D 0.25474, Description: IR03-MW103-C1-17D

#	Name	Trace	Area	IS Area	Wt./Vol.	RRF	Pred.RT	RT	y Axis Resp.	Conc.	%Rec	
1	24	PFTrDA	662.9 > 618.9	4.10e3	0.255		6.00					
2	25	PFTeDA	712.9 > 668.8	2.14e3	0.255		6.22					
3	33	13C3-PFBS	302. > 98.8	8.32e2	5.86e3	0.255	0.116	2.77	2.65	1.77	59.9207	122.1
4	34	13C2-PFHxA	315 > 269.8	1.56e3	5.86e3	0.255	0.655	3.15	3.15	3.32	19.9214	101.5
5	35	13C4-PFHpA	367.2 > 321.8	4.45e3	5.86e3	0.255	0.722	3.78	3.78	9.50	51.6208	105.2
6	36	18O2-PFHxS	403.0 > 102.6	5.58e2	1.75e3	0.255	0.348	3.94	3.93	3.99	44.9438	91.6
7	37	13C2-6:2 FTS	429.1 > 408.9	1.87e3	5.49e3	0.255	0.222	4.25	4.25	4.27	75.5761	154.0
8	38	13C2-PFOA	414.9 > 369.7	6.18e3	5.49e3	0.255	1.023	4.31	4.30	14.1	53.9965	110.0
9	39	13C5-PFNA	468.2 > 422.9	6.10e3	6.31e3	0.255	0.916	4.81	4.74	12.1	51.7740	105.5
10	40	13C8-PFOSA	506.1 > 77.7	8.42e2	7.79e3	0.255	0.210	4.87	4.79	1.35	25.2045	51.4
11	41	13C8-PFOS	507.0 > 79.9	1.03e3	1.11e3	0.255	1.035	4.89	4.83	11.6	44.1486	90.0
12	42	13C2-PFDA	515.1 > 469.9	5.55e3	5.15e3	0.255	1.142	5.18	5.12	13.5	46.3558	94.5
13	43	13C2-8:2 FTS	529.1 > 508.7	7.86e2	5.86e3	0.255	0.157	5.15	5.10	1.68	42.0300	85.7
14	44	d3-N-MeFOSAA	573.3 > 419	1.75e3	7.79e3	0.255	0.299	5.32	5.28	2.81	36.8444	75.1
15	45	d5-N-EtFOSAA	589.3 > 419	2.11e3	7.79e3	0.255	0.369	5.47	5.43	3.38	35.9746	73.3
16	46	13C2-PFUdA	565 > 519.8	6.05e3	7.79e3	0.255	1.012	5.49	5.45	9.70	37.6423	76.7
17	47	13C2-PFDoA	615.0 > 569.7	4.10e3	7.79e3	0.255	0.647	5.77	5.74	6.57	39.8852	81.3
18	49	13C2-PFTeDA	714.8 > 669.6	2.14e3	7.79e3	0.255	0.294	6.22	6.20	3.44	45.9659	93.7
19	55	13C5-PFHxA	318 > 272.9	5.86e3	5.86e3	0.255	1.000	3.15	3.15	12.5	49.0696	100.0
20	56	13C3-PFHxS	401.9 > 79.9	1.75e3	1.75e3	0.255	1.000	4.02	3.93	12.5	49.0696	100.0
21	57	13C8-PFOA	421.3 > 376	5.49e3	5.49e3	0.255	1.000	4.38	4.30	12.5	49.0696	100.0
22	58	13C9-PFNA	472.2 > 426.9	6.31e3	6.31e3	0.255	1.000	4.81	4.75	12.5	49.0696	100.0
23	59	13C4-PFOS	503 > 79.9	1.11e3	1.11e3	0.255	1.000	4.89	4.83	12.5	49.0696	100.0
24	60	13C6-PFDA	519.1 > 473.7	5.15e3	5.15e3	0.255	1.000	5.18	5.12	12.5	49.0696	100.0
25	61	13C7-PFUdA	570.1 > 524.8	7.79e3	7.79e3	0.255	1.000	5.49	5.44	12.5	49.0696	100.0
26	62	Total PFHxS	398.9 > 79.6	1.69e5	5.58e2	0.255		4.14		3780	7920.4415	
27	63	Total PFOA	413 > 368.7	1.27e6	6.18e3	0.255		4.51		396	1817.3000	
28	64	Total PFOS	499 > 79.9	7.21e5	1.03e3	0.255		5.02		8710	9710.1591	
29	65	Total N-MeFOSAA	570.1 > 419	0.00e0	1.75e3	0.255		5.45		0.000		
30	66	Total N-EtFOSAA	584.2 > 419	0.00e0	2.11e3	0.255		5.61		0.000		

Dataset: U:\Q4.PRO\results\180108M2\180108M2-14.qld

Last Altered: Tuesday, January 09, 2018 12:42:27 Pacific Standard Time

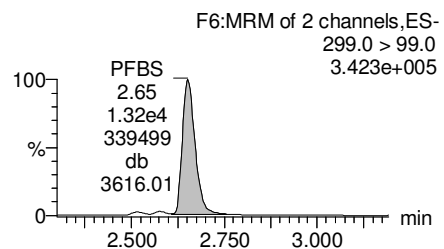
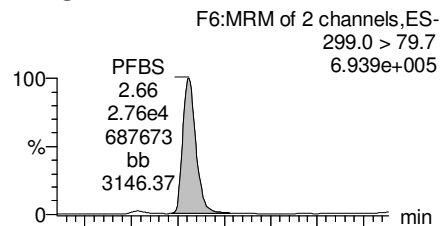
Printed: Tuesday, January 09, 2018 12:43:18 Pacific Standard Time

Method: U:\Q4.PRO\MethDB\PFAS_FULL_80C_010818.mdb 09 Jan 2018 10:39:49

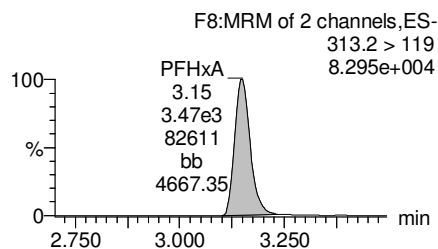
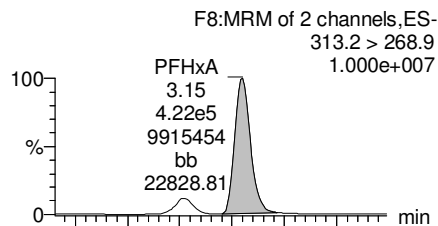
Calibration: U:\Q4.PRO\CurveDB\C18_VAL-PFAS_Q4_01-08-18_FULL-M2.cdb 09 Jan 2018 11:01:39

Name: 180108M2_14, Date: 09-Jan-2018, Time: 03:02:03, ID: 1701828-03RE1 IR03-MW103-C1-17D 0.25474, Description: IR03-MW103-C1-17D

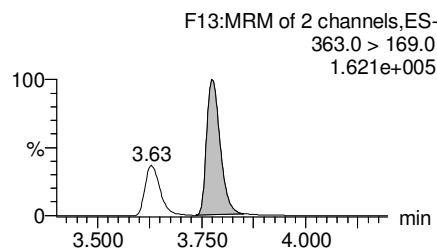
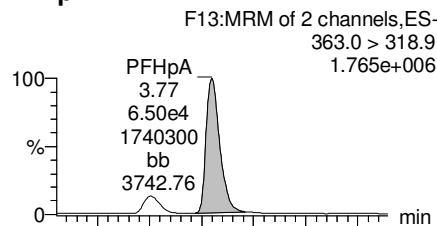
PFBS



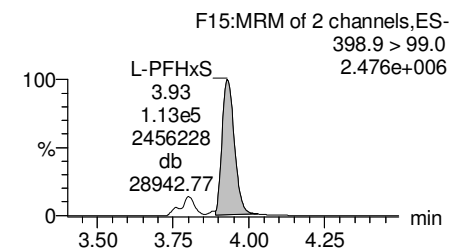
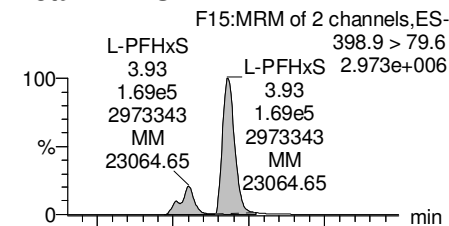
PFHxA



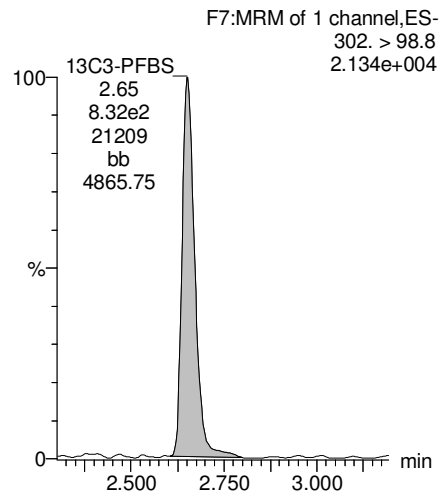
PFHpA



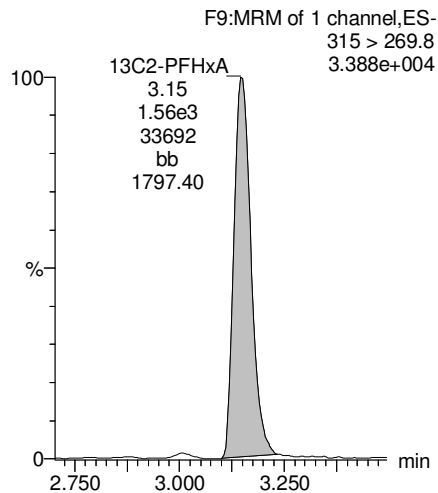
Total PFHxS



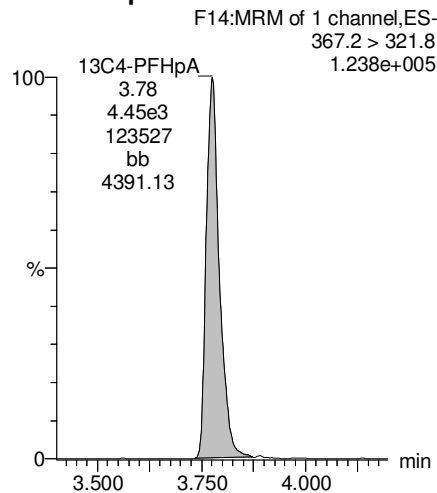
13C3-PFBS



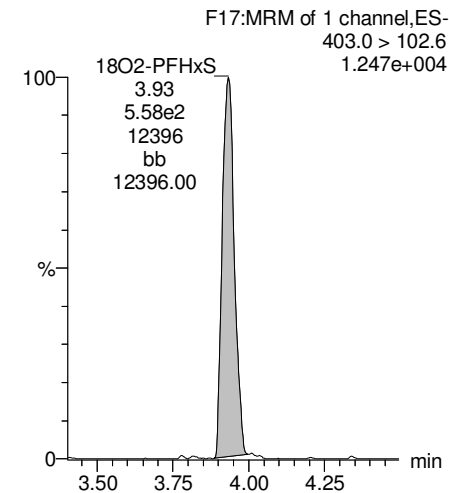
13C2-PFHxA



13C4-PFHpA



18O2-PFHxS



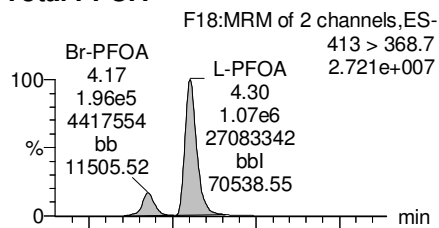
Dataset: U:\Q4.PRO\results\180108M2\180108M2-14.qld

Last Altered: Tuesday, January 09, 2018 12:42:27 Pacific Standard Time

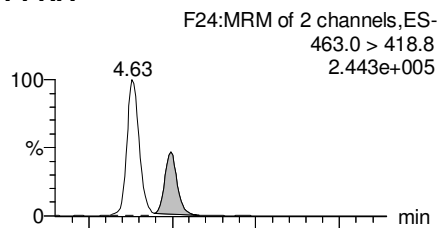
Printed: Tuesday, January 09, 2018 12:43:18 Pacific Standard Time

Name: 180108M2_14, Date: 09-Jan-2018, Time: 03:02:03, ID: 1701828-03RE1 IR03-MW103-C1-17D 0.25474, Description: IR03-MW103-C1-17D

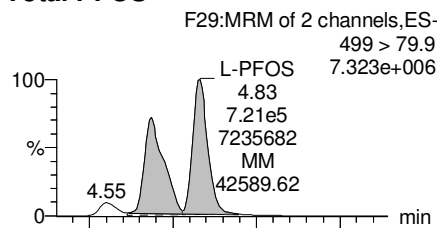
Total PFOA



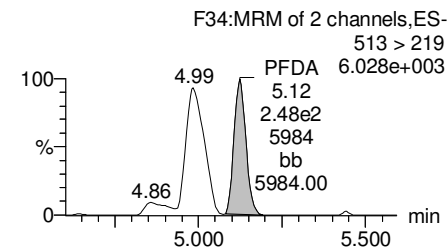
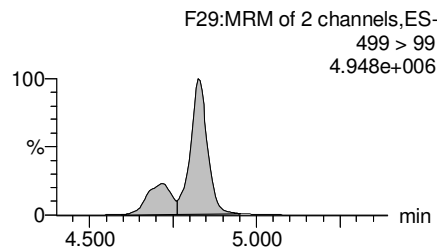
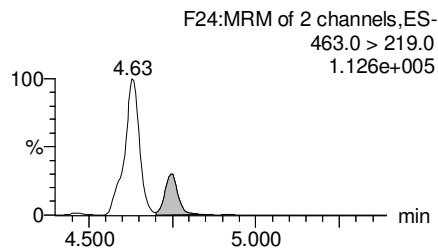
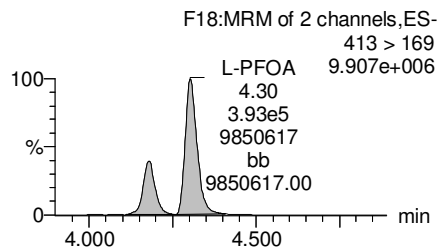
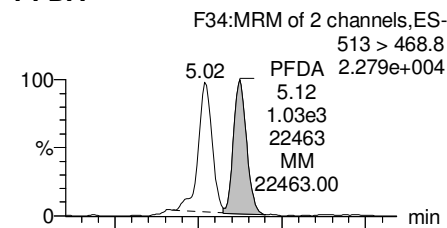
PFNA



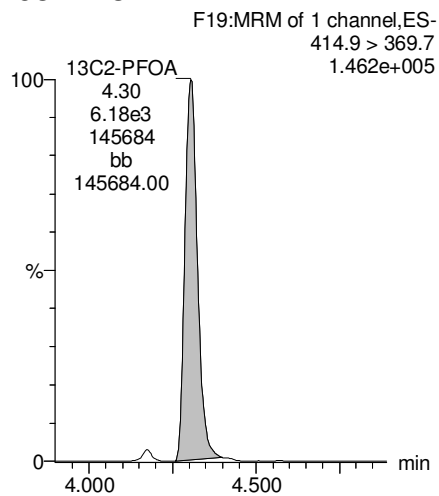
Total PFOS



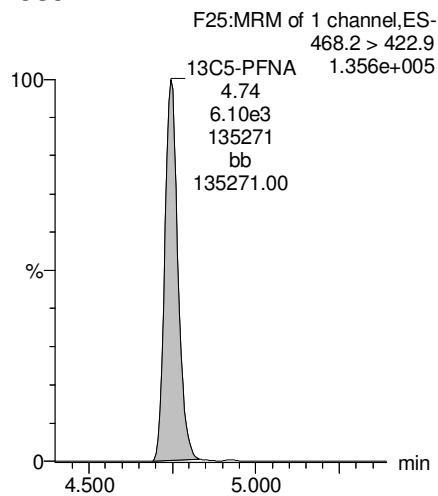
PFDA



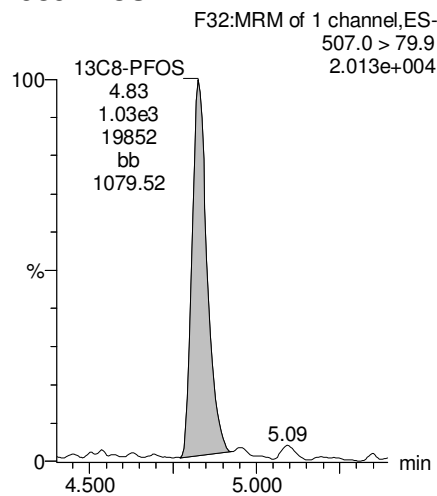
13C2-PFOA



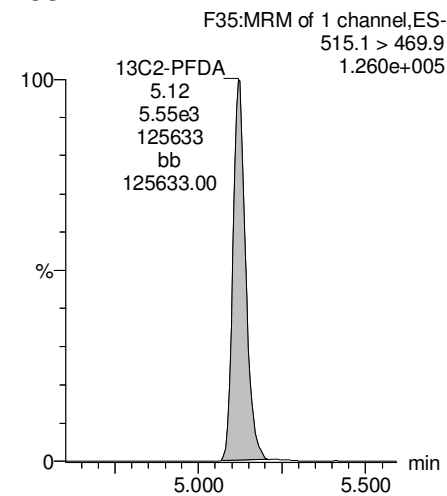
13C5-PFNA



13C8-PFOS



13C2-PFDA



Dataset: U:\Q4.PRO\results\180108M2\180108M2-14.qld

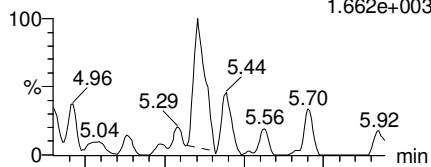
Last Altered: Tuesday, January 09, 2018 12:42:27 Pacific Standard Time

Printed: Tuesday, January 09, 2018 12:43:18 Pacific Standard Time

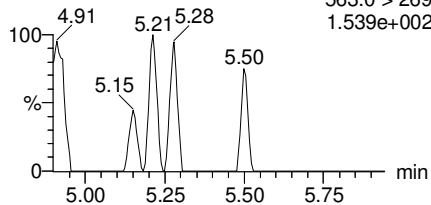
Name: 180108M2_14, Date: 09-Jan-2018, Time: 03:02:03, ID: 1701828-03RE1 IR03-MW103-C1-17D 0.25474, Description: IR03-MW103-C1-17D

PFUdA

F42:MRM of 2 channels,ES-
563.0 > 518.9
1.662e+003

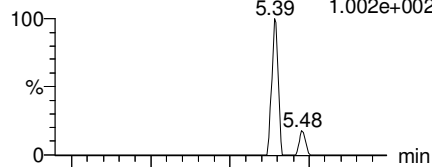


F42:MRM of 2 channels,ES-
563.0 > 269
1.539e+002

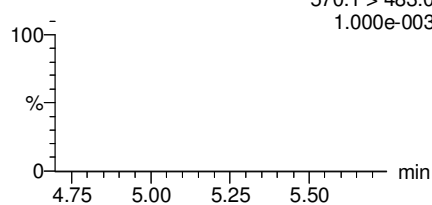


N-MeFOSAA

F44:MRM of 2 channels,ES-
570.1 > 419
1.002e+002

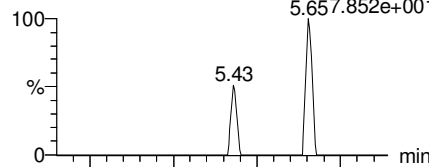


F44:MRM of 2 channels,ES-
570.1 > 483.0
1.000e-003

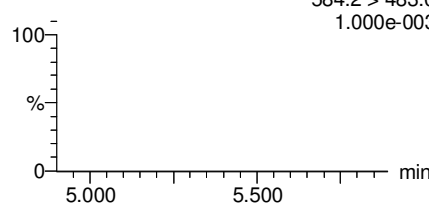


N-EtFOSAA

F47:MRM of 2 channels,ES-
584.2 > 419
5.657.852e+001

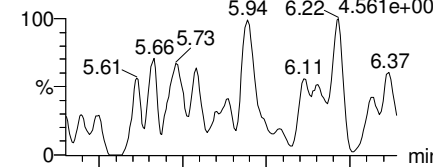


F47:MRM of 2 channels,ES-
584.2 > 483.0
1.000e-003

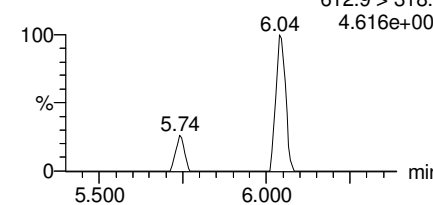


PFDaA

F50:MRM of 2 channels,ES-
612.9 > 569.0
4.561e+002

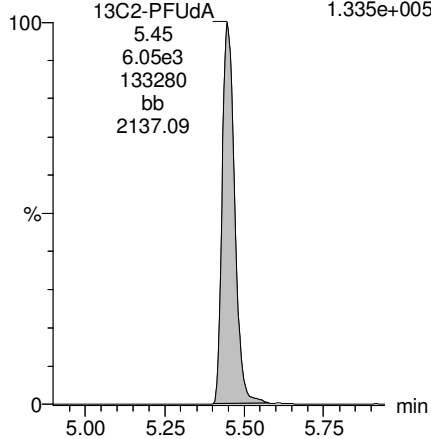


F50:MRM of 2 channels,ES-
612.9 > 318.8
4.616e+001



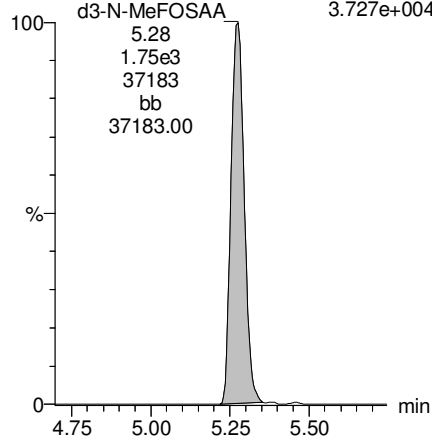
13C2-PFUdA

F43:MRM of 1 channel,ES-
565 > 519.8
1.335e+005



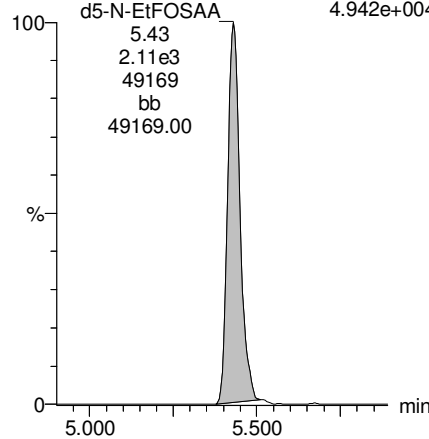
d3-N-MeFOSAA

F46:MRM of 1 channel,ES-
573.3 > 419
3.727e+004



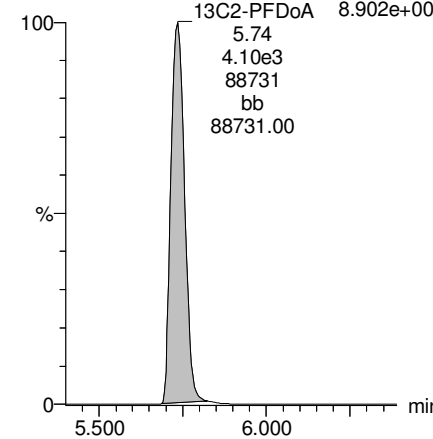
d5-N-EtFOSAA

F48:MRM of 1 channel,ES-
589.3 > 419
4.942e+004



13C2-PFDaA

F51:MRM of 1 channel,ES-
615.0 > 569.7
8.902e+004



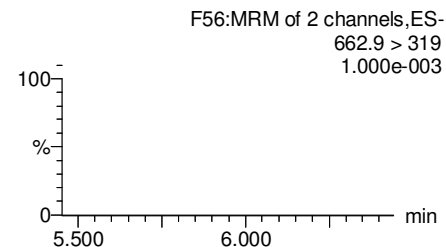
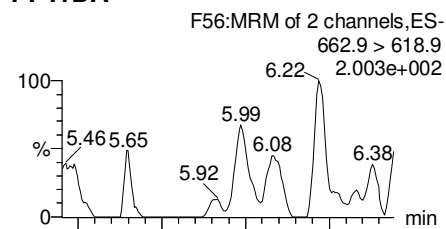
Dataset: U:\Q4.PRO\results\180108M2\180108M2-14.qld

Last Altered: Tuesday, January 09, 2018 12:42:27 Pacific Standard Time

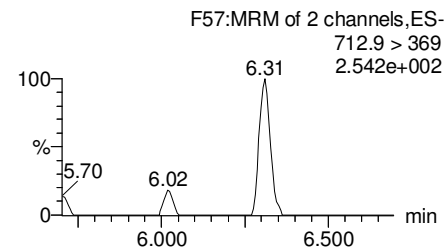
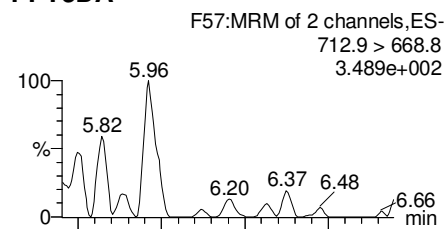
Printed: Tuesday, January 09, 2018 12:43:18 Pacific Standard Time

Name: 180108M2_14, Date: 09-Jan-2018, Time: 03:02:03, ID: 1701828-03RE1 IR03-MW103-C1-17D 0.25474, Description: IR03-MW103-C1-17D

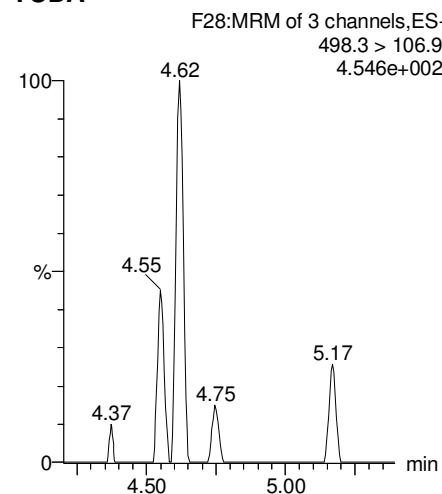
PFTrDA



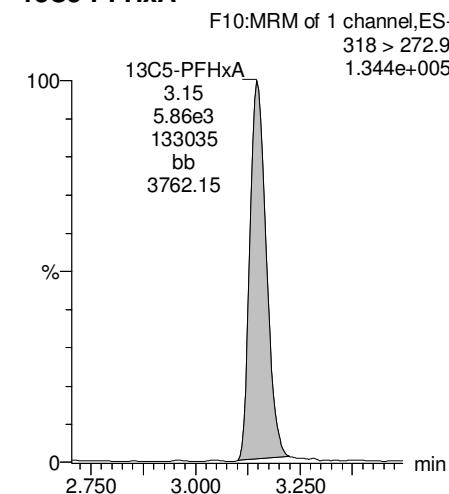
PFTeDA



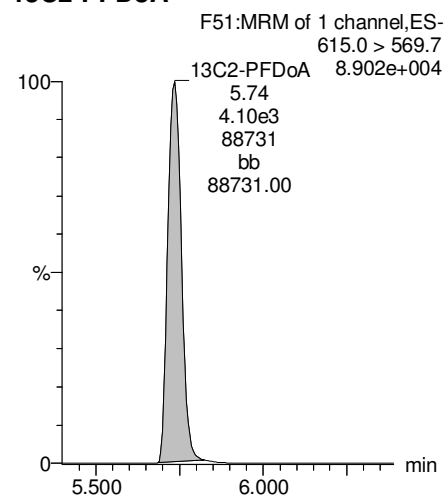
TCDA



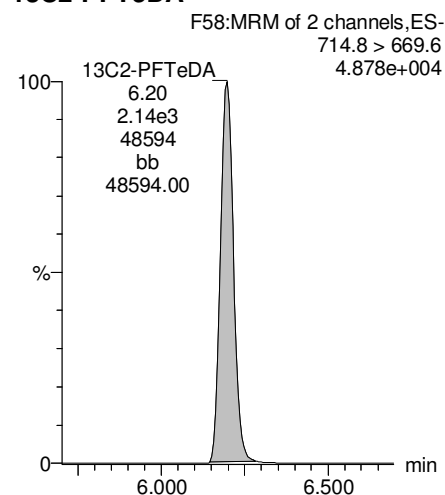
13C5-PFHxA



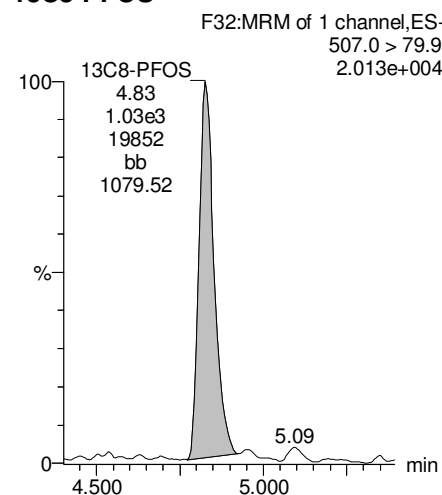
13C2-PFDoA



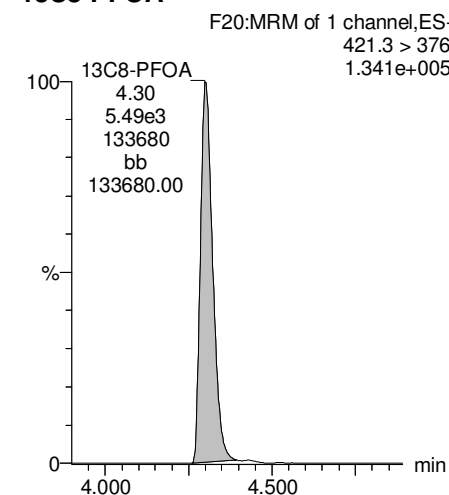
13C2-PFTeDA



13C8-PFOS



13C8-PFOA



Dataset: U:\Q4.PRO\results\180108M2\180108M2-14.qld

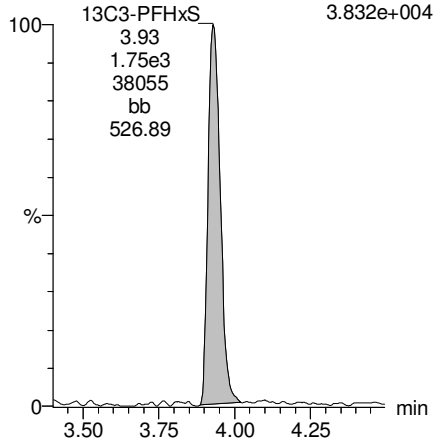
Last Altered: Tuesday, January 09, 2018 12:42:27 Pacific Standard Time

Printed: Tuesday, January 09, 2018 12:43:18 Pacific Standard Time

Name: 180108M2_14, Date: 09-Jan-2018, Time: 03:02:03, ID: 1701828-03RE1 IR03-MW103-C1-17D 0.25474, Description: IR03-MW103-C1-17D

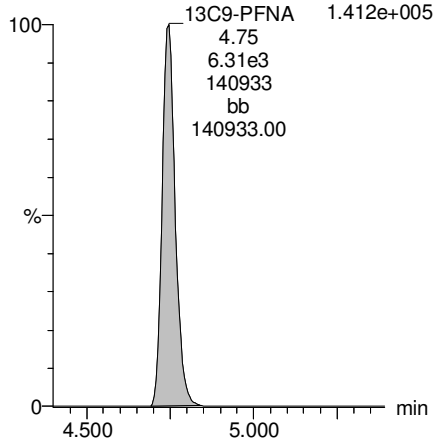
13C3-PFHxS

F16:MRM of 1 channel,ES-
401.9 > 79.9
3.832e+004



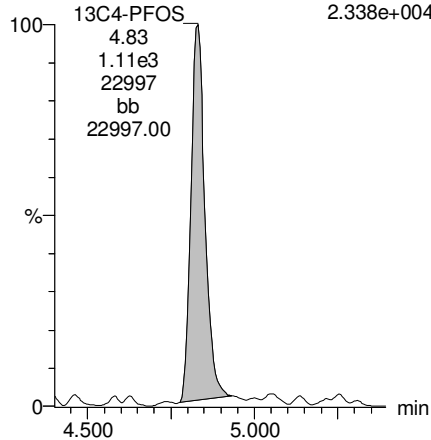
13C9-PFNA

F26:MRM of 1 channel,ES-
472.2 > 426.9
1.412e+005



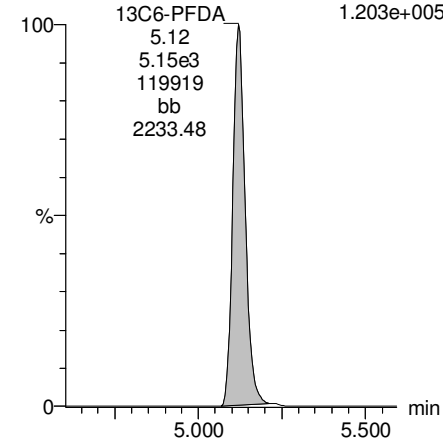
13C4-PFOS

F30:MRM of 1 channel,ES-
503 > 79.9
2.338e+004



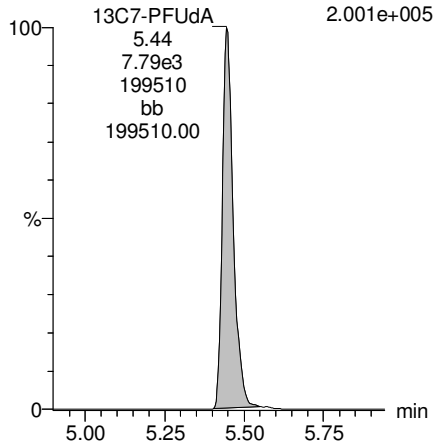
13C6-PFDA

F37:MRM of 1 channel,ES-
519.1 > 473.7
1.203e+005



13C7-PFudA

F45:MRM of 1 channel,ES-
570.1 > 524.8
2.001e+005



Dataset: U:\Q4.PRO\results\180108M2\180108M2-20.qld

Last Altered: Tuesday, January 09, 2018 13:08:26 Pacific Standard Time
Printed: Tuesday, January 09, 2018 13:10:03 Pacific Standard Time

*Conc. in ug/L

Method: U:\Q4.PRO\MethDB\PFAS_FULL_80C_010818.mdb 09 Jan 2018 10:39:49
Calibration: U:\Q4.PRO\CurveDB\C18_VAL-PFAS_Q4_01-08-18_FULL-M2.cdb 09 Jan 2018 11:01:39

Name: 180108M2_20, Date: 09-Jan-2018, Time: 04:09:07, ID: 1701828-03RE1@20X IR03-MW103-C1-17D 0.25474, Description: IR03-MW103-C1-17D

	# Name	Trace	Area	IS Area	Wt./Vol.	RRF	Pred.RT	RT	y Axis Resp.	Conc. *	%Rec
1	3 PFBS	299.0 > 79.7	1.07e3	2.76e1	0.255		2.66	2.66	0.487	1.0111	
2	4 PFHxA	313.2 > 268.9	1.88e4	6.11e1	0.255		3.15	3.15	1.54	3.1946	
3	6 L-PFHxS	398.9 > 79.6	7.52e3	1.83e1	0.255		3.94	3.93	5.12	10.8163	
4	9 L-PFOA	413 > 368.7	5.80e4	3.60e2	0.255		4.31	4.30	2.01	7.2593	
5	14 L-PFOS	499 > 79.9	4.84e4	3.62e1	0.255		4.89	4.83	16.7	68.4620 ^E	
6	33 13C3-PFBS	302. > 98.8	2.76e1	2.40e2	0.255	0.116	2.77	2.65	0.00144	0.0485	98.8
7	34 13C2-PFHxA	315 > 269.8	6.11e1	2.40e2	0.255	0.655	3.15	3.15	0.00318	0.0191	97.2
8	35 13C4-PFHpA	367.2 > 321.8	1.76e2	2.40e2	0.255	0.722	3.78	3.78	0.00920	0.0500	101.9
9	36 18O2-PFHxS	403.0 > 102.6	1.83e1	8.06e1	0.255	0.348	3.94	3.95	0.00284	0.0321	65.3
10	37 13C2-6:2 FTS	429.1 > 408.9		3.05e2	0.255	0.222	4.25				
11	38 13C2-PFOA	414.9 > 369.7	3.60e2	3.05e2	0.255	1.023	4.31	4.30	0.0148	0.0566	115.4
12	39 13C5-PFNA	468.2 > 422.9	3.03e2	3.16e2	0.255	0.916	4.81	4.74	0.0120	0.0514	104.7
13	40 13C8-PFOSA	506.1 > 77.7		2.72e2	0.255	0.210	4.87				
14	41 13C8-PFOS	507.0 > 79.9	3.62e1	7.35e1	0.255	1.035	4.89	4.83	0.00616	0.0234	47.6
15	54 13C4-PFBA	217. > 171.8	2.27e2	2.27e2	0.255	1.000	1.38	1.38	0.0125	0.0491	100.0
16	55 13C5-PFHxA	318 > 272.9	2.40e2	2.40e2	0.255	1.000	3.15	3.16	0.0125	0.0491	100.0
17	56 13C3-PFHxS	401.9 > 79.9	8.06e1	8.06e1	0.255	1.000	4.02	3.93	0.0125	0.0491	100.0
18	57 13C8-PFOA	421.3 > 376	3.05e2	3.05e2	0.255	1.000	4.38	4.30	0.0125	0.0491	100.0
19	58 13C9-PFNA	472.2 > 426.9	3.16e2	3.16e2	0.255	1.000	4.81	4.75	0.0125	0.0491	100.0
20	59 13C4-PFOS	503 > 79.9	7.35e1	7.35e1	0.255	1.000	4.89	4.84	0.0125	0.0491	100.0
21	60 13C6-PFDA	519.1 > 473.7	2.35e2	2.35e2	0.255	1.000	5.18	5.12	0.0125	0.0491	100.0
22	61 13C7-PFUdA	570.1 > 524.8	2.72e2	2.72e2	0.255	1.000	5.49	5.44	0.0125	0.0491	100.0
23	62 Total PFHxS	398.9 > 79.6	7.52e3	1.83e1	0.255		4.14		5.12	10.8163	
24	63 Total PFOA	413 > 368.7	6.60e4	3.60e2	0.255		4.51		2.29	8.3499	
25	64 Total PFOS	499 > 79.9	4.84e4	3.62e1	0.255		5.02		16.7	68.4620	

Dataset: U:\Q4.PRO\results\180108M2\180108M2-20.qld

Last Altered: Tuesday, January 09, 2018 13:08:26 Pacific Standard Time

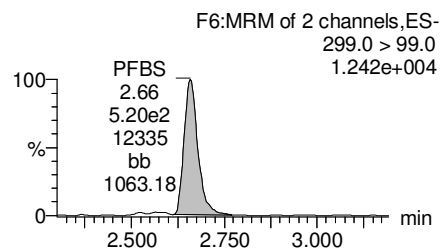
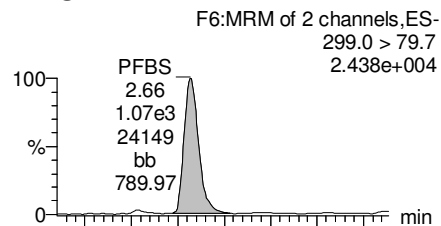
Printed: Tuesday, January 09, 2018 13:10:03 Pacific Standard Time

Method: U:\Q4.PRO\MethDB\PFAS_FULL_80C_010818.mdb 09 Jan 2018 10:39:49

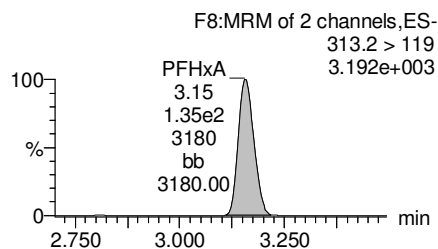
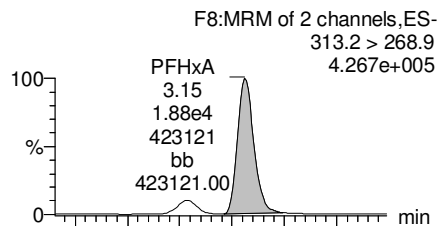
Calibration: U:\Q4.PRO\CurveDB\C18_VAL-PFAS_Q4_01-08-18_FULL-M2.cdb 09 Jan 2018 11:01:39

Name: 180108M2_20, Date: 09-Jan-2018, Time: 04:09:07, ID: 1701828-03RE1@20X IR03-MW103-C1-17D 0.25474, Description: IR03-MW103-C1-17D

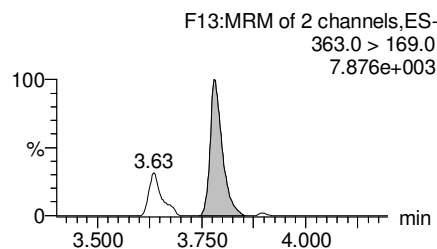
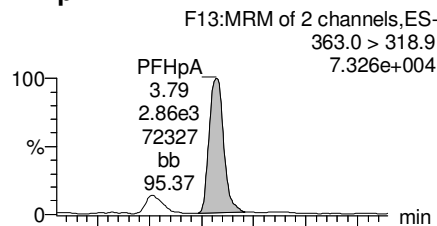
PFBS



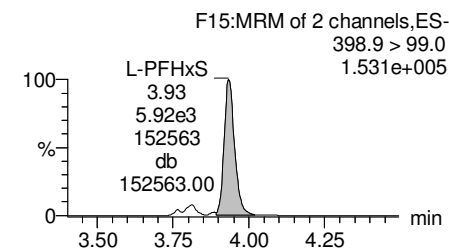
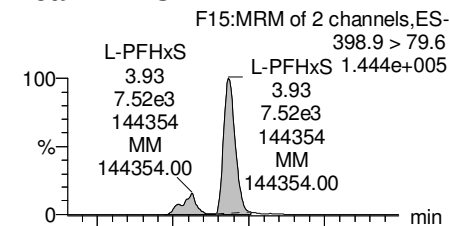
PFHxA



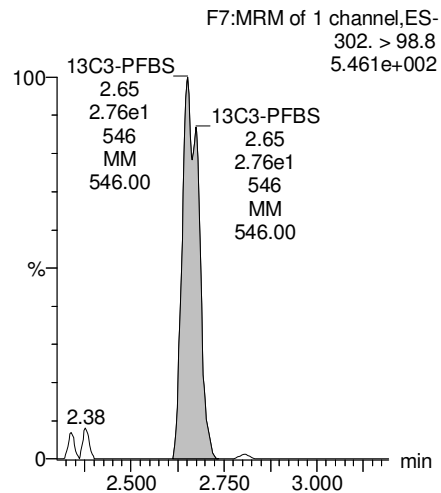
PFHpA



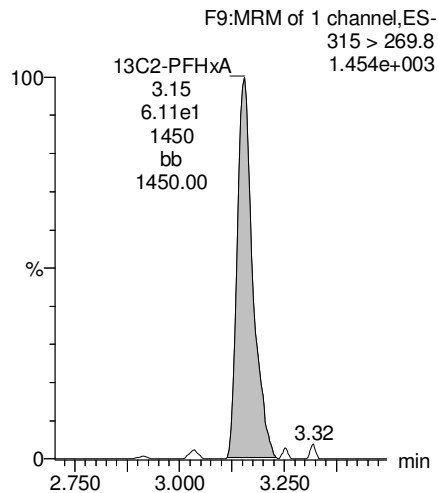
Total PFHxS



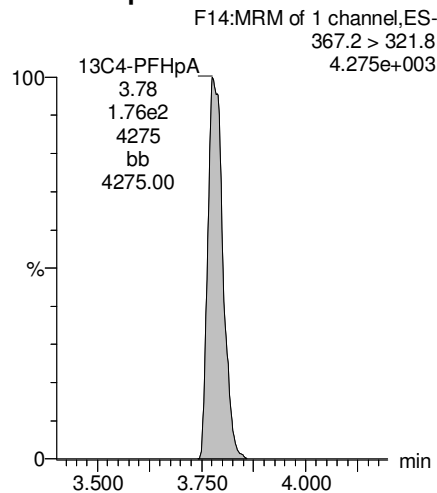
13C3-PFBS



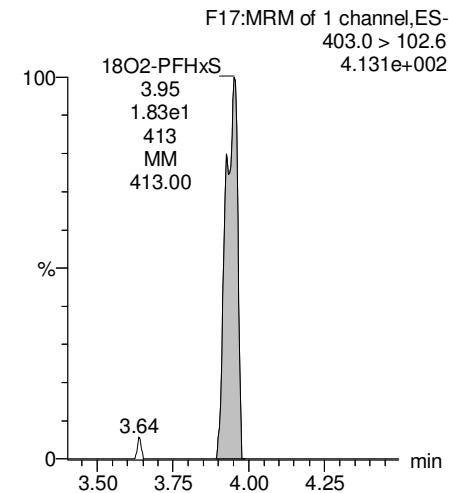
13C2-PFHxA



13C4-PFHpA



18O2-PFHxS



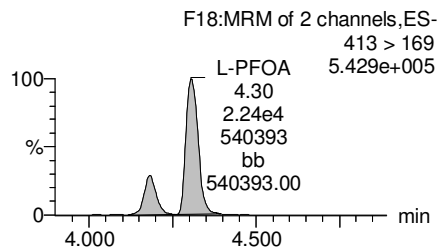
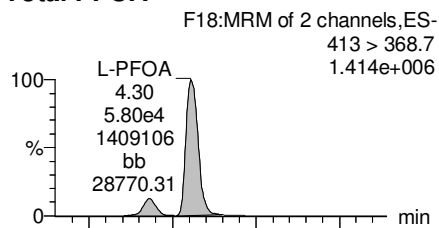
Dataset: U:\Q4.PRO\results\180108M2\180108M2-20.qld

Last Altered: Tuesday, January 09, 2018 13:08:26 Pacific Standard Time

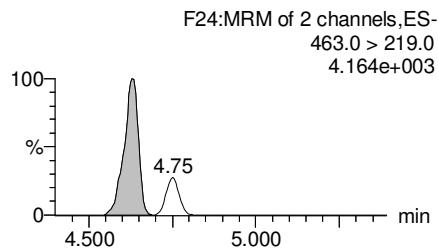
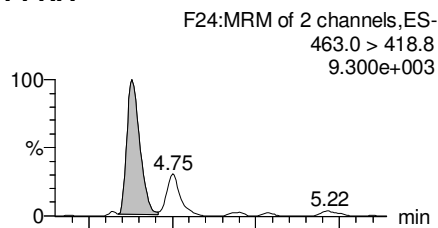
Printed: Tuesday, January 09, 2018 13:10:03 Pacific Standard Time

Name: 180108M2_20, Date: 09-Jan-2018, Time: 04:09:07, ID: 1701828-03RE1@20X IR03-MW103-C1-17D 0.25474, Description: IR03-MW103-C1-17D

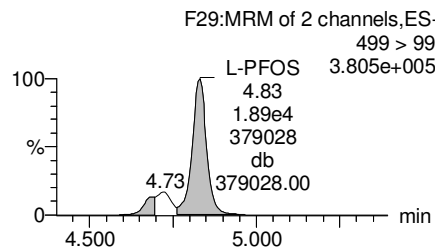
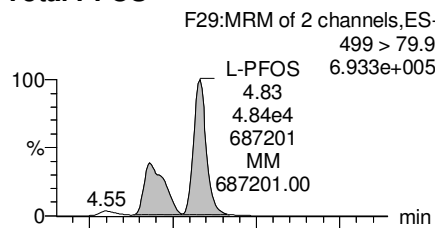
Total PFOA



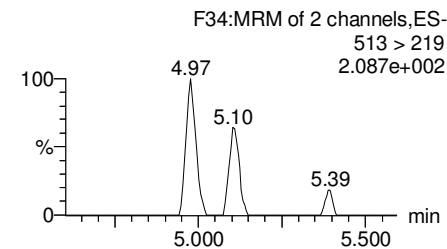
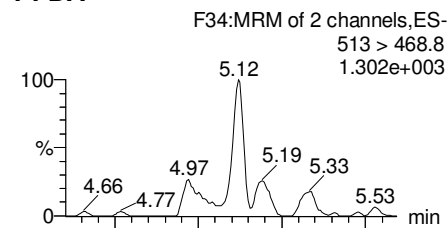
PFNA



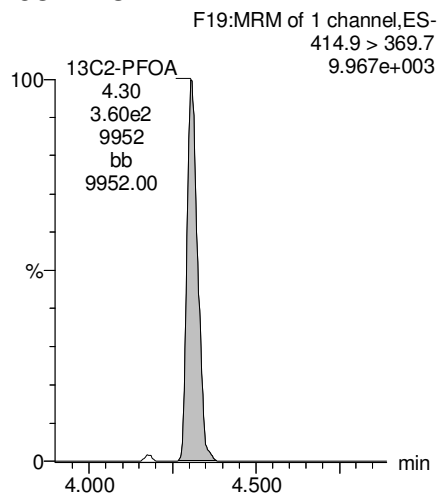
Total PFOS



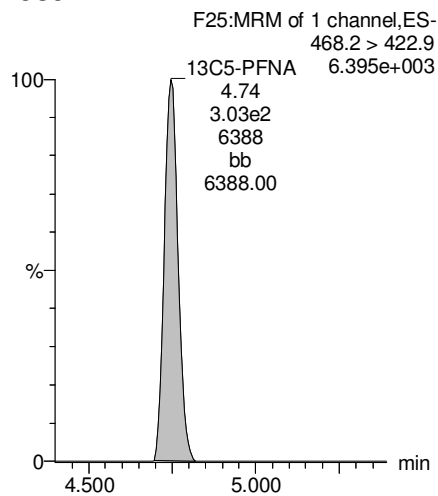
PFDA



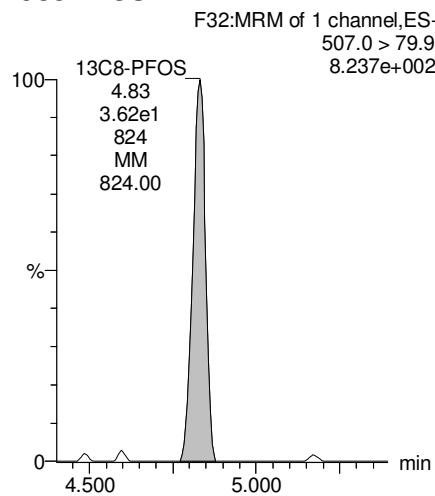
13C2-PFOA



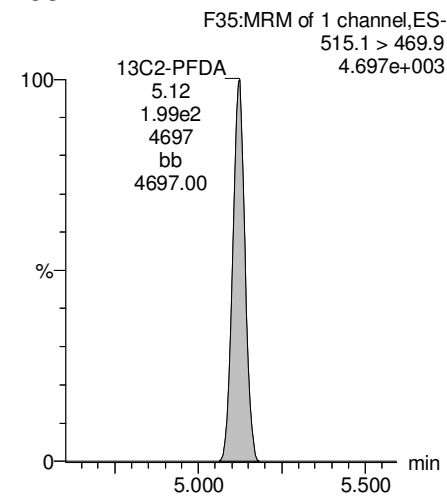
13C5-PFNA



13C8-PFOS



13C2-PFDA



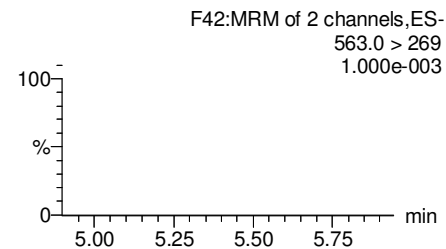
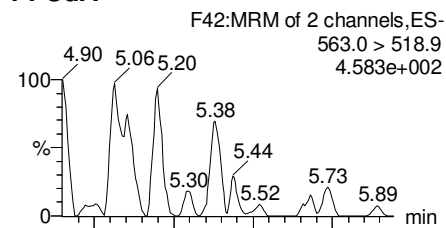
Dataset: U:\Q4.PRO\results\180108M2\180108M2-20.qld

Last Altered: Tuesday, January 09, 2018 13:08:26 Pacific Standard Time

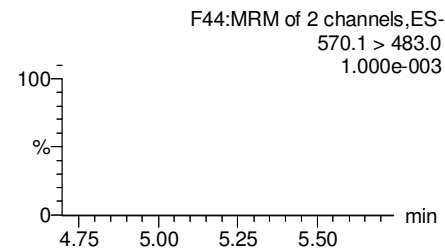
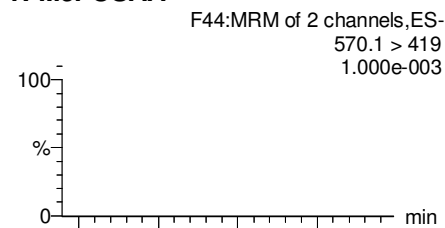
Printed: Tuesday, January 09, 2018 13:10:03 Pacific Standard Time

Name: 180108M2_20, Date: 09-Jan-2018, Time: 04:09:07, ID: 1701828-03RE1@20X IR03-MW103-C1-17D 0.25474, Description: IR03-MW103-C1-17D

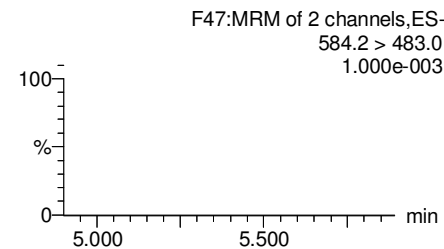
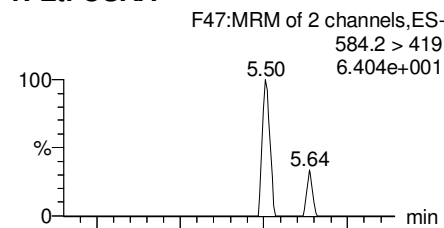
PFUdA



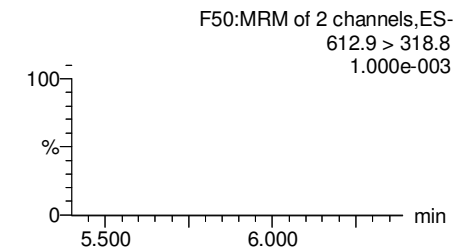
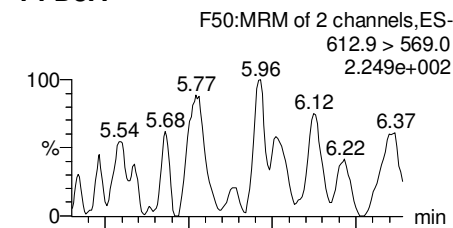
N-MeFOSAA



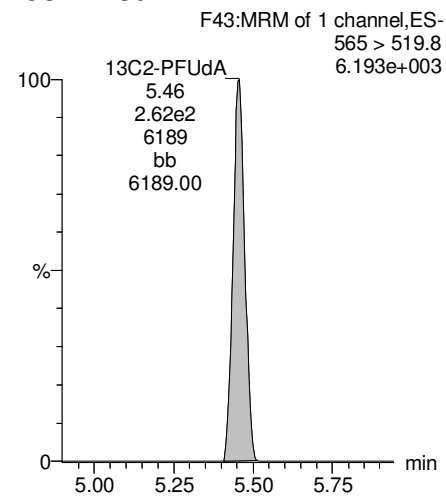
N-EtFOSAA



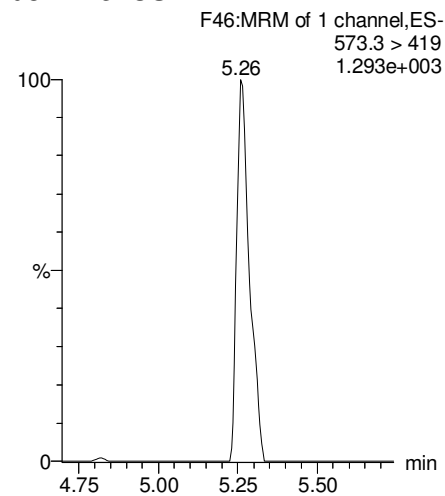
PFDaA



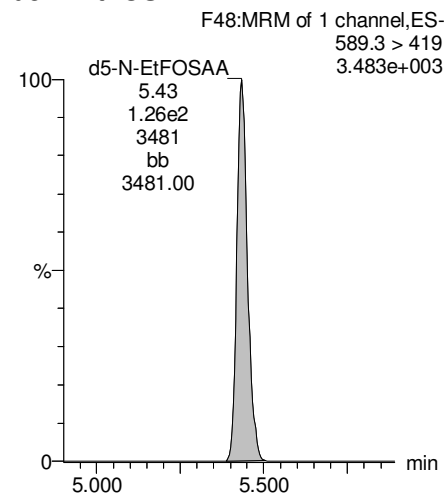
13C2-PFUdA



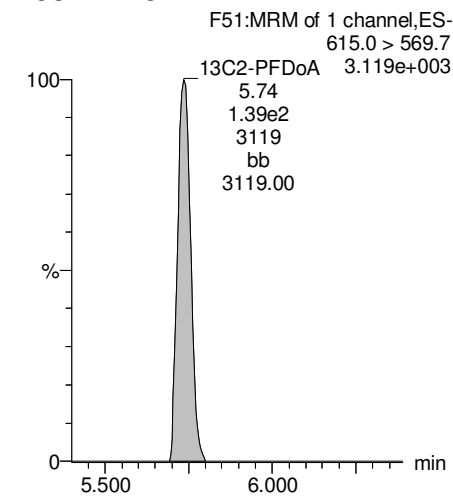
d3-N-MeFOSAA



d5-N-EtFOSAA



13C2-PFDaA



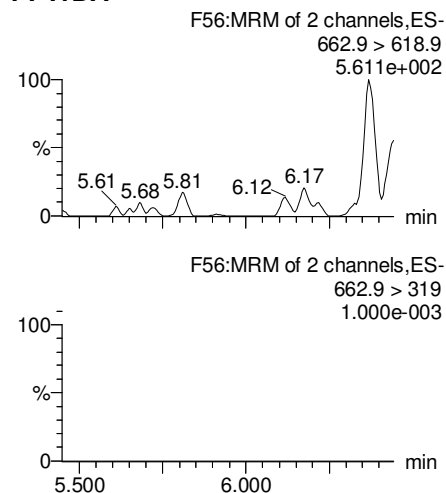
Dataset: U:\Q4.PRO\results\180108M2\180108M2-20.qld

Last Altered: Tuesday, January 09, 2018 13:08:26 Pacific Standard Time

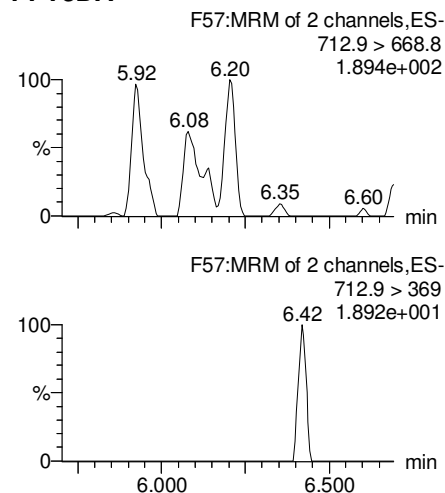
Printed: Tuesday, January 09, 2018 13:10:03 Pacific Standard Time

Name: 180108M2_20, Date: 09-Jan-2018, Time: 04:09:07, ID: 1701828-03RE1@20X IR03-MW103-C1-17D 0.25474, Description: IR03-MW103-C1-17D

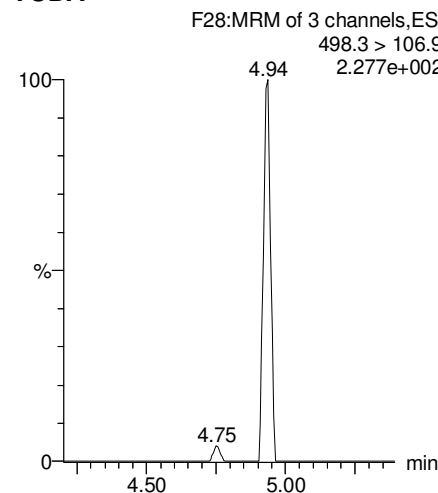
PFTrDA



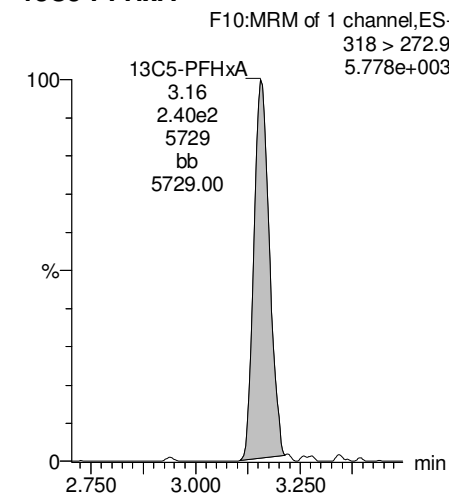
PFTeDA



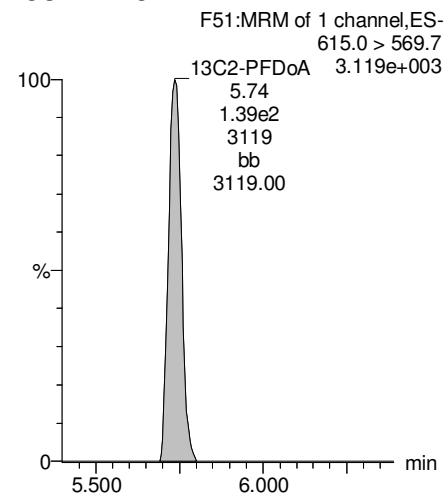
TCDA



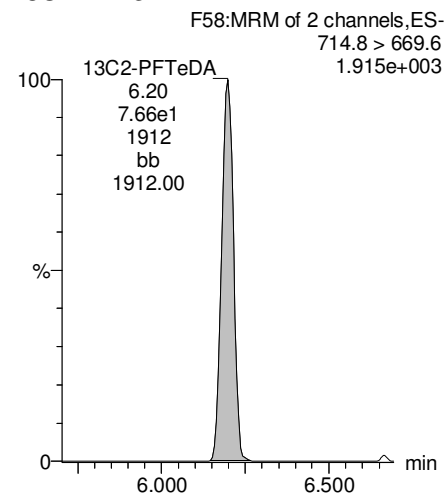
13C5-PFHxA



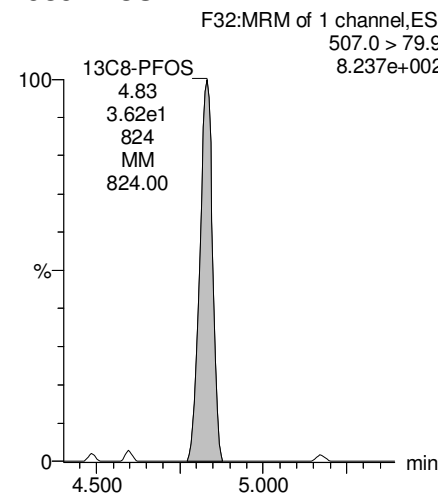
13C2-PFDoA



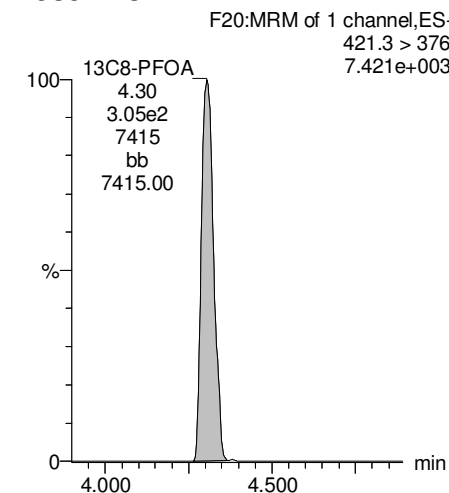
13C2-PFTeDA



13C8-PFOS



13C8-PFOA

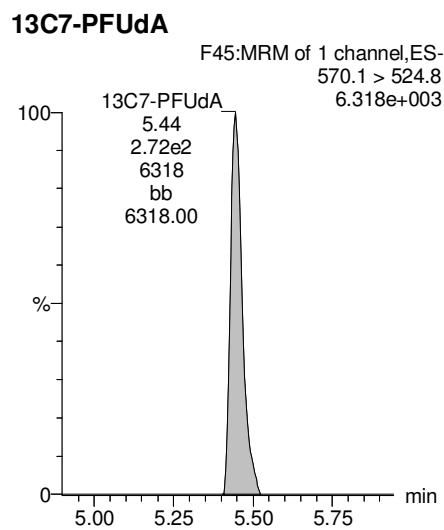
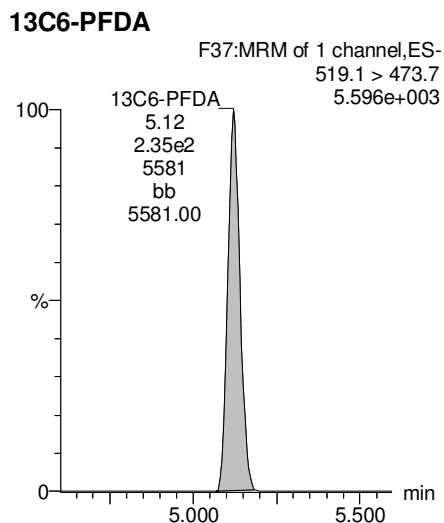
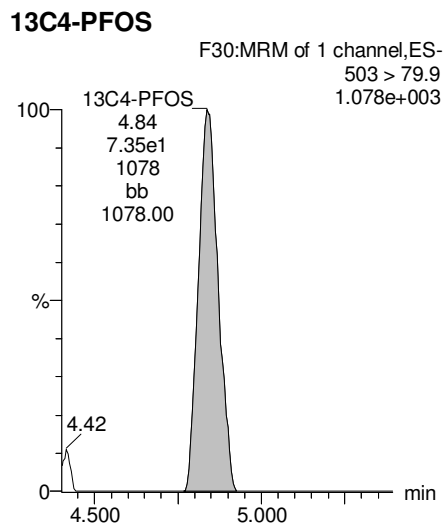
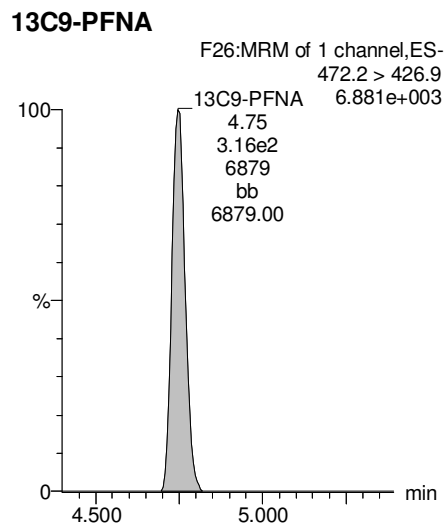
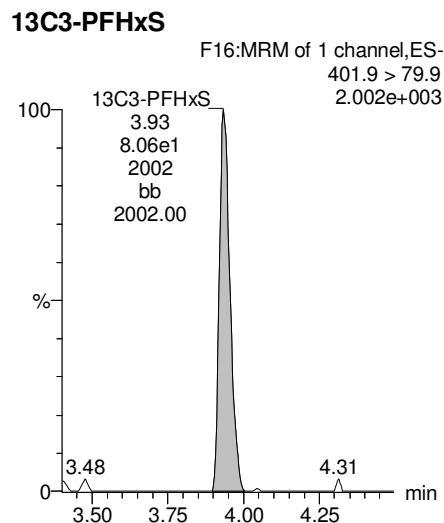


Dataset: U:\Q4.PRO\results\180108M2\180108M2-20.qld

Last Altered: Tuesday, January 09, 2018 13:08:26 Pacific Standard Time

Printed: Tuesday, January 09, 2018 13:10:03 Pacific Standard Time

Name: 180108M2_20, Date: 09-Jan-2018, Time: 04:09:07, ID: 1701828-03RE1@20X IR03-MW103-C1-17D 0.25474, Description: IR03-MW103-C1-17D



Vista Analytical Laboratory

Dataset: U:\Q4.PRO\results\180103M2\180103M2-38.qld

Last Altered: Tuesday, January 09, 2018 08:12:48 Pacific Standard Time

Printed: Tuesday, January 09, 2018 08:13:11 Pacific Standard Time

Method: U:\Q4.PRO\MethDB\PFAS_FULL_80C_122917-PFOA-QUAD.mdb 05 Jan 2018 10:33:24

Calibration: U:\Q4.PRO\CurveDB\C18_VAL-PFAS_Q4_01-03-18_PFOS-PFHXS.cdb 08 Jan 2018 15:56:22

Name: 180103M2_38, Date: 04-Jan-2018, Time: 05:15:38, ID: 1701828-04RE1 IR03-MW104-C2-17D 0.2544, Description: IR03-MW104-C2-17D

	# Name	Trace	Area	IS Area	Wt./Vol.	RRF	Pred.RT	RT	y Axis Resp.	Conc.	%Rec
1	14 L-PFOS	499 > 79.9	3.08e3	1.67e3	0.2544		4.83	4.75	23.1	89.0	
2	41 13C8-PFOS	507.0 > 79.9	1.67e3	2.03e3	0.2544	0.996	4.83	4.75	10.3	40.5	82.5
3	59 13C4-PFOS	503 > 79.9	2.03e3	2.03e3	0.2544	1.000	4.83	4.75	12.5	49.1	100.0
4	64 Total PFOS	499 > 79.9	3.08e3	1.67e3	0.2544		4.80		23.1	89.0	

Dataset: U:\Q4.PRO\results\180103M2\180103M2-38.qld

Last Altered: Tuesday, January 09, 2018 08:12:48 Pacific Standard Time

Printed: Tuesday, January 09, 2018 08:13:11 Pacific Standard Time

Method: U:\Q4.PRO\MethDB\PFAS_FULL_80C_122917-PFOA-QUAD.mdb 05 Jan 2018 10:33:24


Calibration: U:\Q4.PRO\CurveDB\C18_VAL-PFAS_Q4_01-03-18_PFOS-PFHXS.cdb 08 Jan 2018 15:56:22

Name: 180103M2_38, Date: 04-Jan-2018, Time: 05:15:38, ID: 1701828-04RE1 IR03-MW104-C2-17D 0.2544, Description: IR03-MW104-C2-17D

Total PFOS

180103M2_38 Smooth(Mn,1x2)
IR03-MW104-C2-17D 1701828-04RE1 IR03-MW104-C2-17D 0.2544

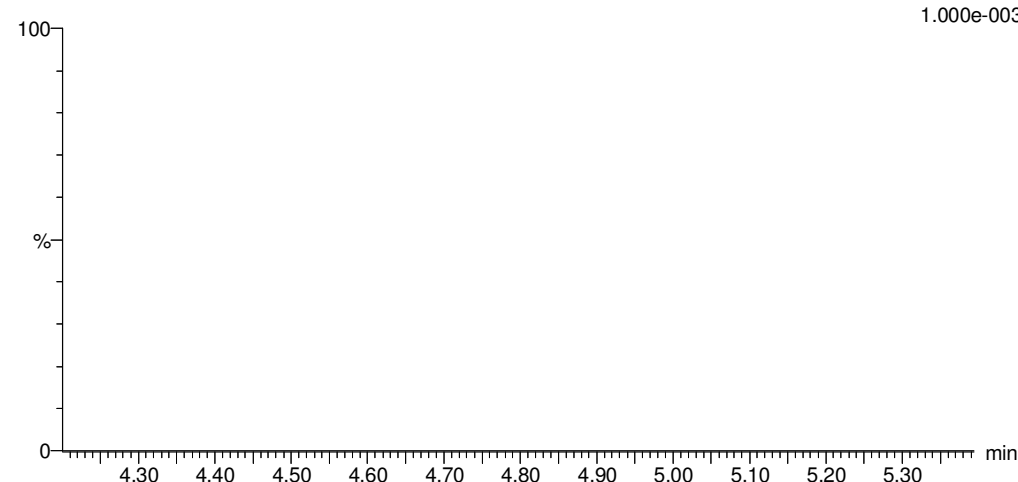
F29:MRM of 2 channels,ES-
499 > 79.9
3.720e+004



TCDA

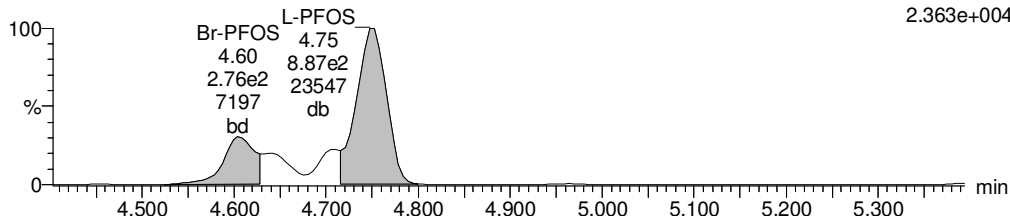
180103M2_38 Smooth(Mn,1x2)
IR03-MW104-C2-17D 1701828-04RE1 IR03-MW104-C2-17D 0.2544

F28:MRM of 3 channels,ES-
498.3 > 106.9
1.000e-003



180103M2_38 Smooth(Mn,1x2)
IR03-MW104-C2-17D 1701828-04RE1 IR03-MW104-C2-17D 0.2544

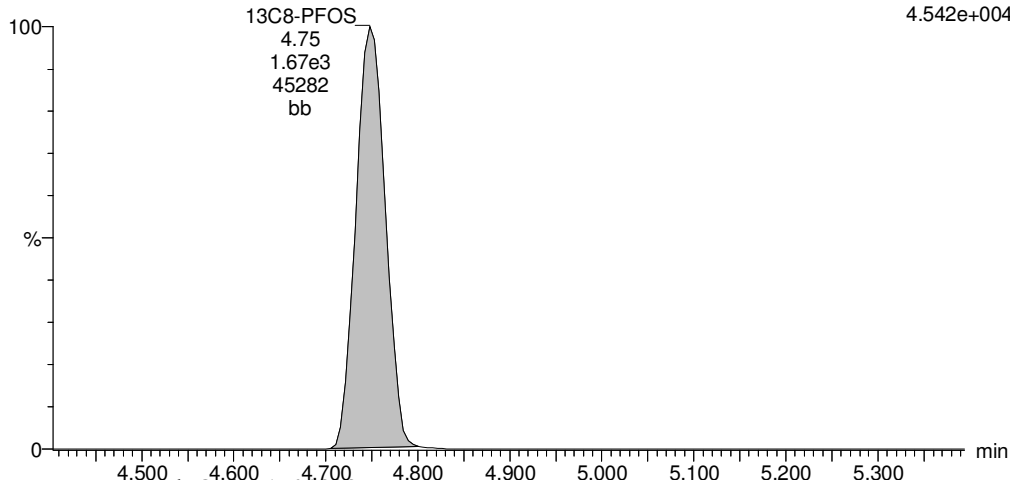
F29:MRM of 2 channels,ES-
499 > 99
2.363e+004



13C8-PFOS

180103M2_38 Smooth(Mn,1x2)
IR03-MW104-C2-17D 1701828-04RE1 IR03-MW104-C2-17D 0.2544

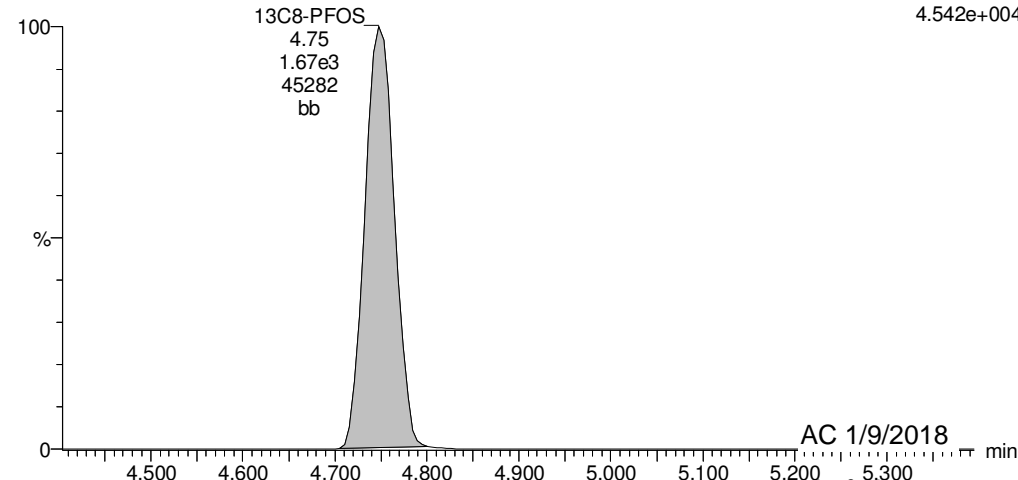
F32:MRM of 1 channel,ES-
507.0 > 79.9
4.542e+004



13C8-PFOS

180103M2_38 Smooth(Mn,1x2)
IR03-MW104-C2-17D 1701828-04RE1 IR03-MW104-C2-17D 0.2544

F32:MRM of 1 channel,ES-
507.0 > 79.9
4.542e+004



Dataset: U:\Q4.PRO\results\180103M2\180103M2-38.qld

Last Altered: Tuesday, January 09, 2018 08:12:48 Pacific Standard Time

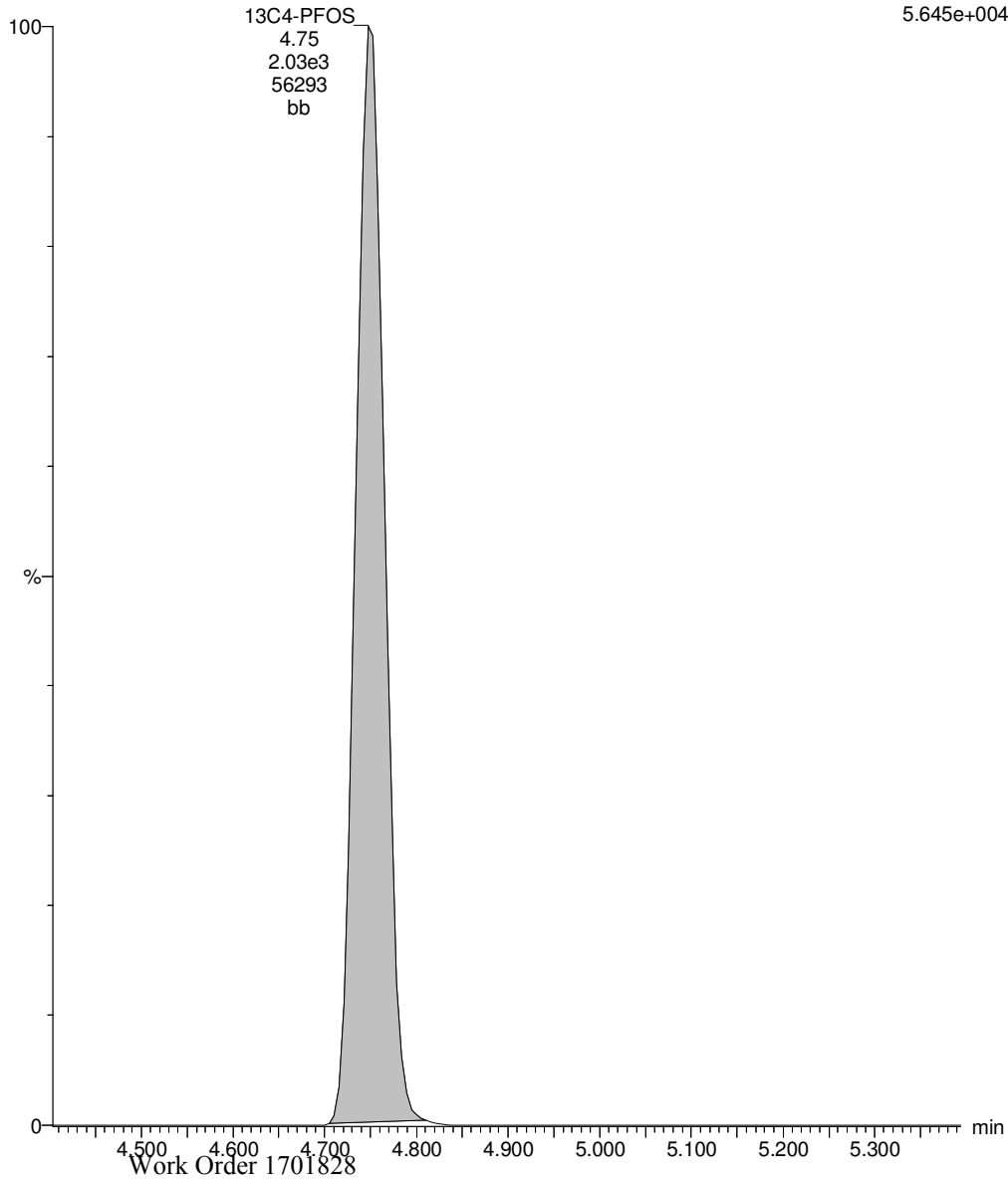
Printed: Tuesday, January 09, 2018 08:13:11 Pacific Standard Time

Name: 180103M2_38, Date: 04-Jan-2018, Time: 05:15:38, ID: 1701828-04RE1 IR03-MW104-C2-17D 0.2544, Description: IR03-MW104-C2-17D

13C4-PFOS

180103M2_38 Smooth(Mn,1x2)
IR03-MW104-C2-17D 1701828-04RE1 IR03-MW104-C2-17D 0.2544

F30:MRM of 1 channel,ES-
503 > 79.9
5.645e+004



Dataset: U:\Q4.PRO\results\180108M2\180108M2-16.qld

Last Altered: Tuesday, January 09, 2018 12:02:05 Pacific Standard Time

Printed: Tuesday, January 09, 2018 12:05:00 Pacific Standard Time

Method: U:\Q4.PRO\MethDB\PFAS_FULL_80C_010818.mdb 09 Jan 2018 10:39:49

Calibration: U:\Q4.PRO\CurveDB\C18_VAL-PFAS_Q4_01-08-18_FULL-M2.cdb 09 Jan 2018 11:01:39

Name: 180108M2_16, Date: 09-Jan-2018, Time: 03:24:24, ID: 1701828-04RE1 IR03-MW104-C2-17D 0.2544, Description: IR03-MW104-C2-17D

	# Name	Trace	Area	IS Area	Wt./Vol.	RRF	Pred.RT	RT	y Axis Resp.	Conc.	%Rec
1	3 PFBS	299.0 > 79.7	6.72e2	6.13e2	0.254		2.66	2.66	13.7	29.7996	
2	4 PFHxA	313.2 > 268.9	1.42e4	1.51e3	0.254		3.15	3.16	47.3	104.0587	
3	5 PFHpA	363.0 > 318.9	1.71e3	4.05e3	0.254		3.78	3.79	5.28	15.6334	
4	6 L-PFHxS	398.9 > 79.6	2.68e3	4.62e2	0.254		3.94	3.94	72.6	152.3569	
5	9 L-PFOA	413 > 368.7	2.56e4	6.39e3	0.254		4.31	4.31	50.0	181.7615	
6	12 PFNA	463.0 > 418.8	2.96e1	5.05e3	0.254		4.81	4.74	0.0733	0.0550	
7	14 L-PFOS	499 > 79.9	2.02e3	1.50e3	0.254		4.89	4.83	16.8	69.1069	
8	16 PFDA	513 > 468.8		4.00e3	0.254		5.18				
9	18 N-MeFOSAA	570.1 > 419		1.33e3	0.254		5.32				
10	19 N-EtFOSAA	584.2 > 419		1.81e3	0.254		5.48				
11	20 PFUdA	563.0 > 518.9		5.57e3	0.254		5.50				
12	22 PFDoA	612.9 > 569.0		3.69e3	0.254		5.77				

Dataset: U:\Q4.PRO\results\180108M2\180108M2-16.qld

Last Altered: Tuesday, January 09, 2018 12:02:05 Pacific Standard Time

Printed: Tuesday, January 09, 2018 12:05:18 Pacific Standard Time

Method: U:\Q4.PRO\MethDB\PFAS_FULL_80C_010818.mdb 09 Jan 2018 10:39:49

Calibration: U:\Q4.PRO\CurveDB\C18_VAL-PFAS_Q4_01-08-18_FULL-M2.cdb 09 Jan 2018 11:01:39

Name: 180108M2_16, Date: 09-Jan-2018, Time: 03:24:24, ID: 1701828-04RE1 IR03-MW104-C2-17D 0.2544, Description: IR03-MW104-C2-17D

#	Name	Trace	Area	IS Area	Wt./Vol.	RRF	Pred.RT	RT	y Axis Resp.	Conc.	%Rec	
1	24	PFTrDA	662.9 > 618.9	3.69e3	0.254		6.00					
2	25	PFTeDA	712.9 > 668.8	1.93e3	0.254		6.22					
3	33	13C3-PFBS	302. > 98.8	6.13e2	5.57e3	0.254	0.116	2.77	2.66	1.38	46.5075	94.7
4	34	13C2-PFHxA	315 > 269.8	1.51e3	5.57e3	0.254	0.655	3.15	3.16	3.38	20.2850	103.2
5	35	13C4-PFHpA	367.2 > 321.8	4.05e3	5.57e3	0.254	0.722	3.78	3.78	9.10	49.5266	100.8
6	36	18O2-PFHxS	403.0 > 102.6	4.62e2	1.54e3	0.254	0.348	3.94	3.93	3.76	42.4515	86.4
7	37	13C2-6:2 FTS	429.1 > 408.9	1.26e3	6.01e3	0.254	0.222	4.25	4.25	2.62	46.5051	94.6
8	38	13C2-PFOA	414.9 > 369.7	6.39e3	6.01e3	0.254	1.023	4.31	4.30	13.3	51.1046	104.0
9	39	13C5-PFNA	468.2 > 422.9	5.05e3	6.44e3	0.254	0.916	4.81	4.74	9.80	42.0633	85.6
10	40	13C8-PFOSA	506.1 > 77.7	8.29e2	6.04e3	0.254	0.210	4.87	4.80	1.72	32.0413	65.2
11	41	13C8-PFOS	507.0 > 79.9	1.50e3	1.54e3	0.254	1.035	4.89	4.83	12.2	46.2496	94.1
12	42	13C2-PFDA	515.1 > 469.9	4.00e3	4.48e3	0.254	1.142	5.18	5.12	11.2	38.4290	78.2
13	43	13C2-8:2 FTS	529.1 > 508.7	5.27e2	5.57e3	0.254	0.157	5.15	5.09	1.18	29.6977	60.4
14	44	d3-N-MeFOSAA	573.3 > 419	1.33e3	6.04e3	0.254	0.299	5.32	5.27	2.75	36.1132	73.5
15	45	d5-N-EtFOSAA	589.3 > 419	1.81e3	6.04e3	0.254	0.369	5.47	5.43	3.75	39.9395	81.3
16	46	13C2-PFUdA	565 > 519.8	5.57e3	6.04e3	0.254	1.012	5.49	5.44	11.5	44.7924	91.2
17	47	13C2-PFDoA	615.0 > 569.7	3.69e3	6.04e3	0.254	0.647	5.77	5.74	7.62	46.3159	94.3
18	49	13C2-PFTeDA	714.8 > 669.6	1.93e3	6.04e3	0.254	0.294	6.22	6.19	4.00	53.5175	108.9
19	55	13C5-PFHxA	318 > 272.9	5.57e3	5.57e3	0.254	1.000	3.15	3.16	12.5	49.1352	100.0
20	56	13C3-PFHxS	401.9 > 79.9	1.54e3	1.54e3	0.254	1.000	4.02	3.94	12.5	49.1352	100.0
21	57	13C8-PFOA	421.3 > 376	6.01e3	6.01e3	0.254	1.000	4.38	4.30	12.5	49.1352	100.0
22	58	13C9-PFNA	472.2 > 426.9	6.44e3	6.44e3	0.254	1.000	4.81	4.75	12.5	49.1352	100.0
23	59	13C4-PFOS	503 > 79.9	1.54e3	1.54e3	0.254	1.000	4.89	4.83	12.5	49.1352	100.0
24	60	13C6-PFDA	519.1 > 473.7	4.48e3	4.48e3	0.254	1.000	5.18	5.12	12.5	49.1352	100.0
25	61	13C7-PFUdA	570.1 > 524.8	6.04e3	6.04e3	0.254	1.000	5.49	5.44	12.5	49.1352	100.0
26	62	Total PFHxS	398.9 > 79.6	2.68e3	4.62e2	0.254		4.14		72.6	152.3569	
27	63	Total PFOA	413 > 368.7	3.03e4	6.39e3	0.254		4.51		59.3	214.9261	
28	64	Total PFOS	499 > 79.9	2.02e3	1.50e3	0.254		5.02		16.8	69.1069	
29	65	Total N-MeFOSAA	570.1 > 419	0.00e0	1.33e3	0.254		5.45		0.000		
30	66	Total N-EtFOSAA	584.2 > 419	0.00e0	1.81e3	0.254		5.61		0.000		

Dataset: U:\Q4.PRO\results\180108M2\180108M2-16.qld

Last Altered: Tuesday, January 09, 2018 12:02:05 Pacific Standard Time

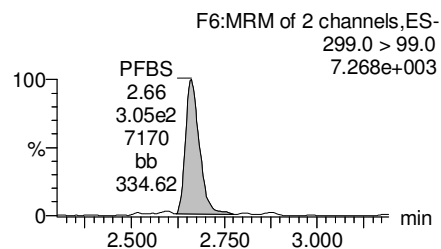
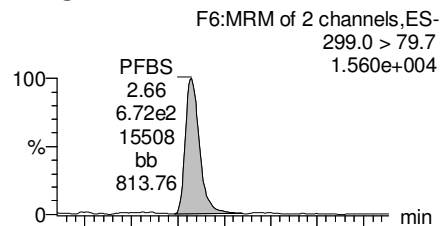
Printed: Tuesday, January 09, 2018 12:05:18 Pacific Standard Time

Method: U:\Q4.PRO\MethDB\PFAS_FULL_80C_010818.mdb 09 Jan 2018 10:39:49

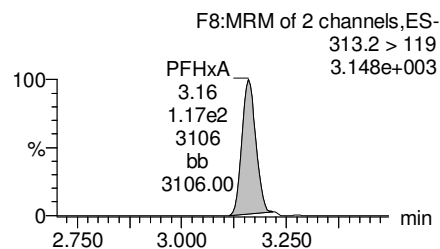
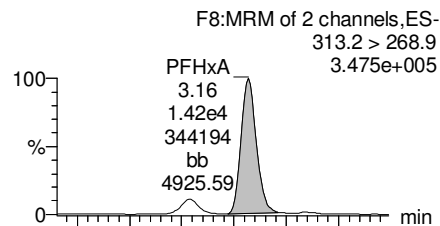
Calibration: U:\Q4.PRO\CurveDB\C18_VAL-PFAS_Q4_01-08-18_FULL-M2.cdb 09 Jan 2018 11:01:39

Name: 180108M2_16, Date: 09-Jan-2018, Time: 03:24:24, ID: 1701828-04RE1 IR03-MW104-C2-17D 0.2544, Description: IR03-MW104-C2-17D

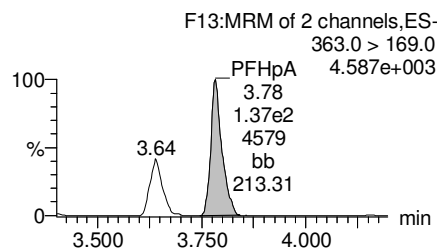
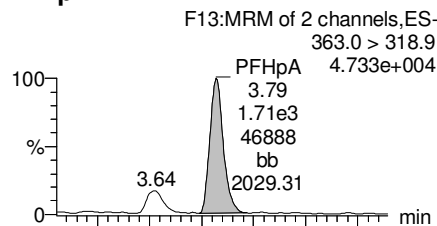
PFBS



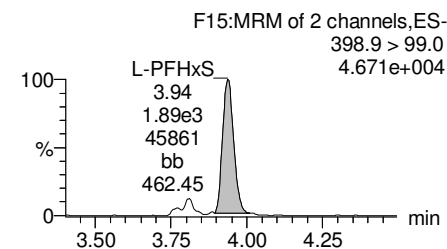
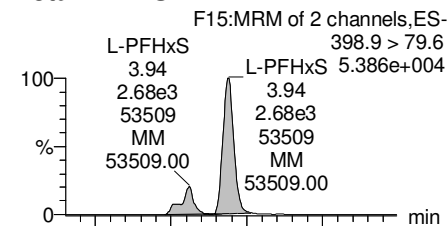
PFHxA



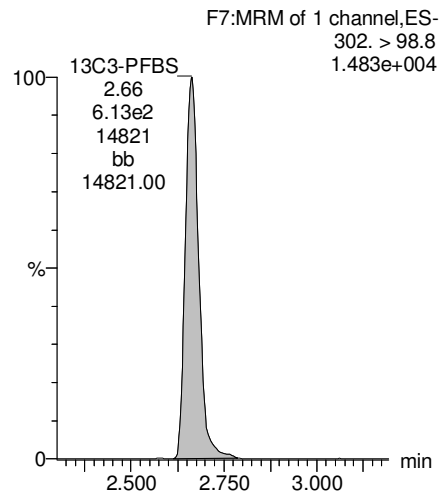
PFHpA



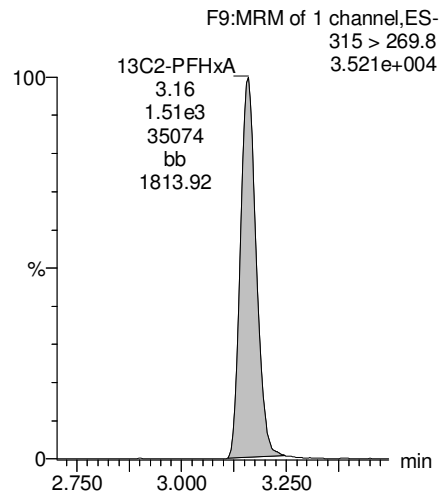
Total PFHxS



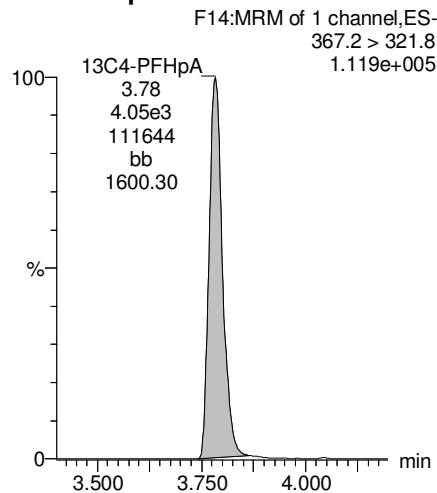
13C3-PFBS



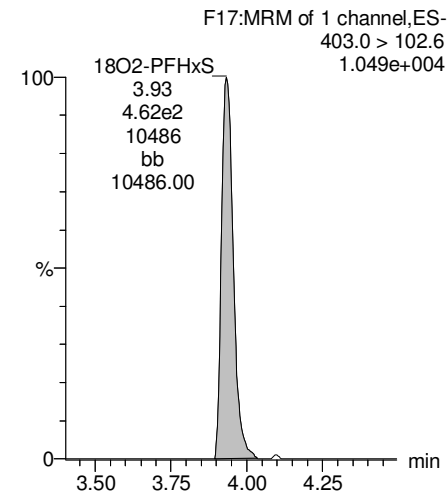
13C2-PFHxA



13C4-PFHpA



18O2-PFHxS



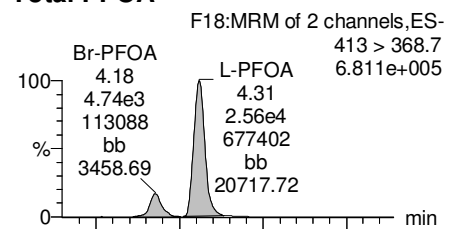
Dataset: U:\Q4.PRO\results\180108M2\180108M2-16.qld

Last Altered: Tuesday, January 09, 2018 12:02:05 Pacific Standard Time

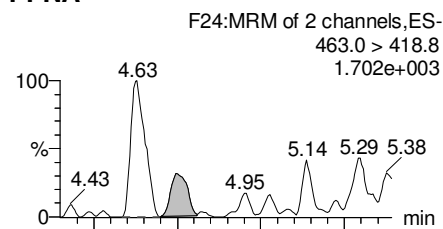
Printed: Tuesday, January 09, 2018 12:05:18 Pacific Standard Time

Name: 180108M2_16, Date: 09-Jan-2018, Time: 03:24:24, ID: 1701828-04RE1 IR03-MW104-C2-17D 0.2544, Description: IR03-MW104-C2-17D

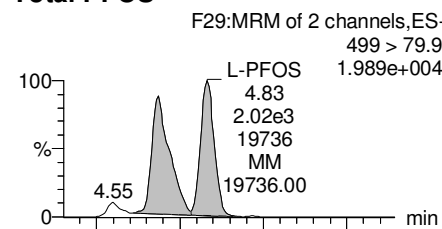
Total PFOA



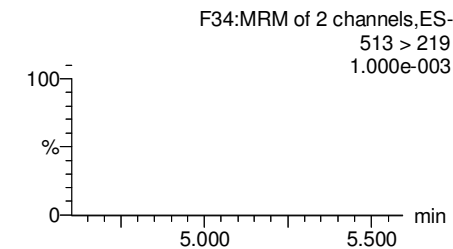
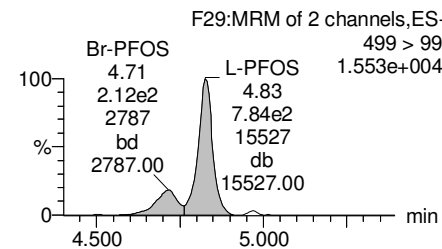
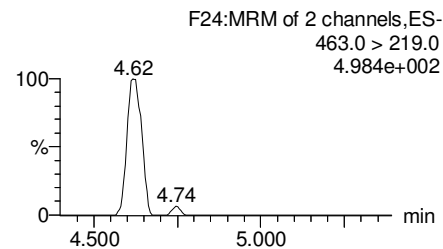
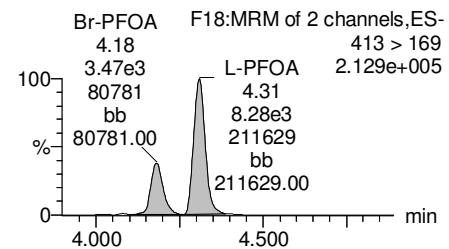
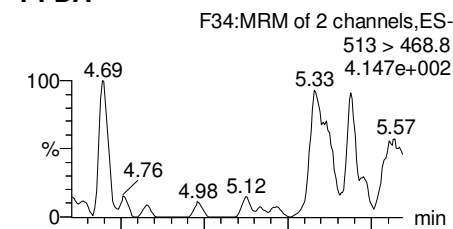
PFNA



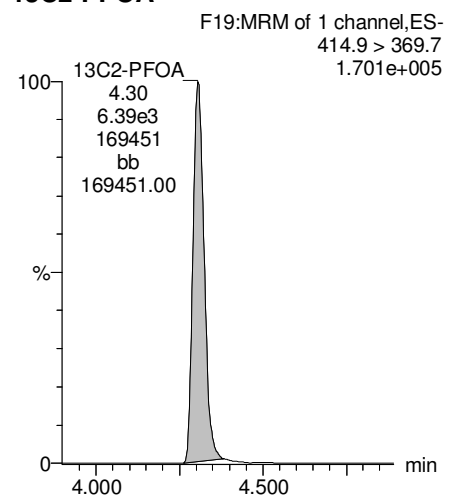
Total PFOS



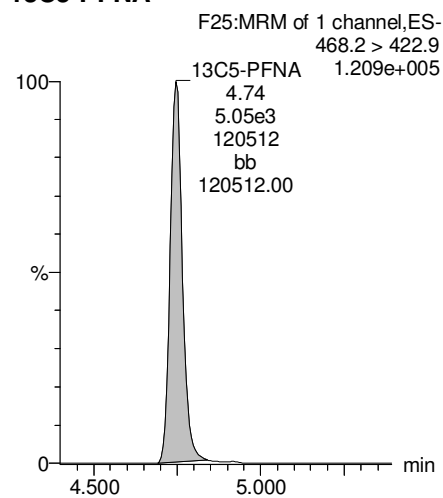
PFDA



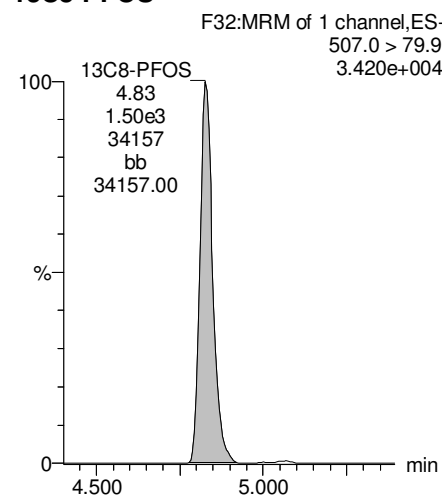
13C2-PFOA



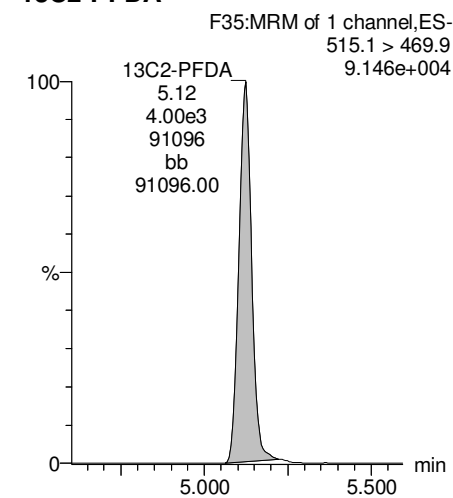
13C5-PFNA



13C8-PFOS



13C2-PFDA



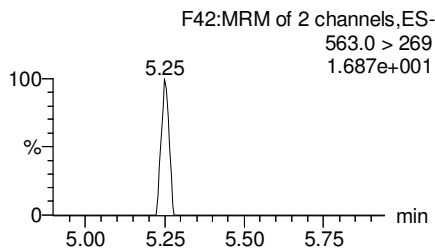
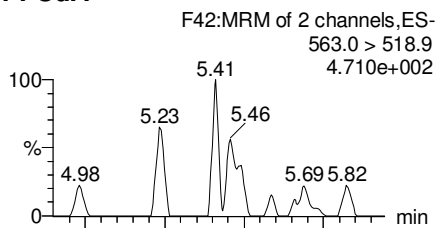
Dataset: U:\Q4.PRO\results\180108M2\180108M2-16.qld

Last Altered: Tuesday, January 09, 2018 12:02:05 Pacific Standard Time

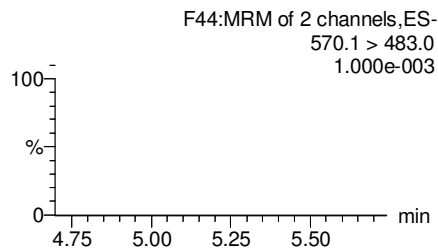
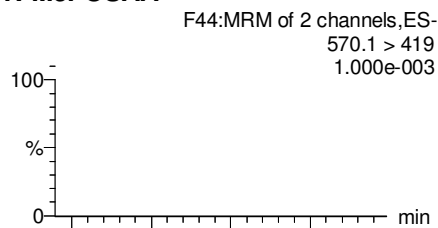
Printed: Tuesday, January 09, 2018 12:05:18 Pacific Standard Time

Name: 180108M2_16, Date: 09-Jan-2018, Time: 03:24:24, ID: 1701828-04RE1 IR03-MW104-C2-17D 0.2544, Description: IR03-MW104-C2-17D

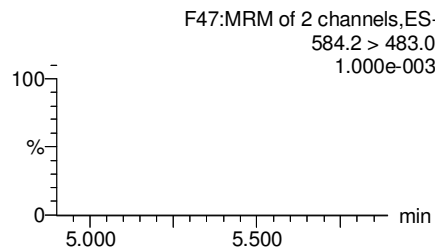
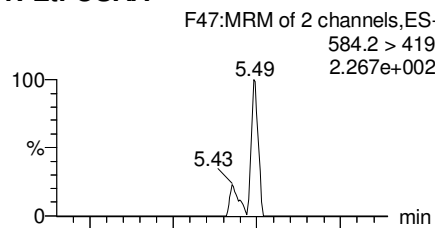
PFUdA



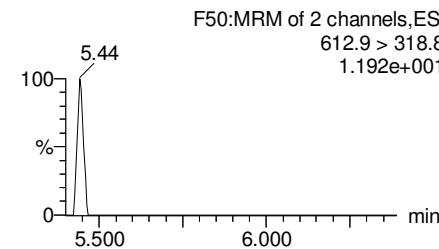
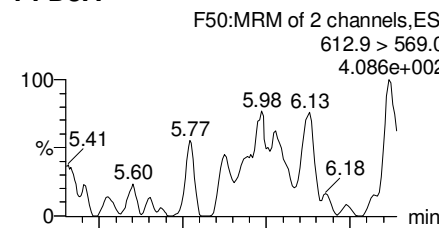
N-MeFOSAA



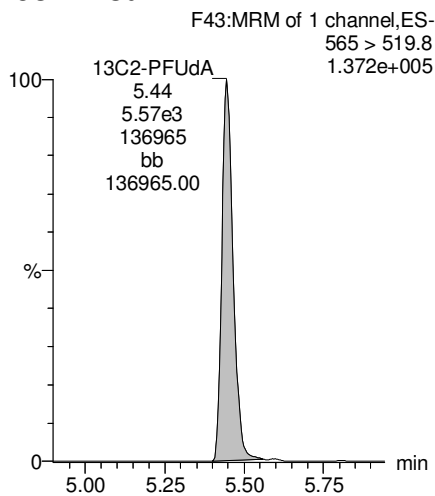
N-EtFOSAA



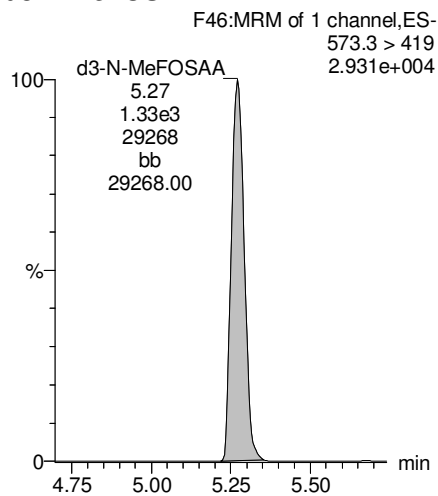
PFDoA



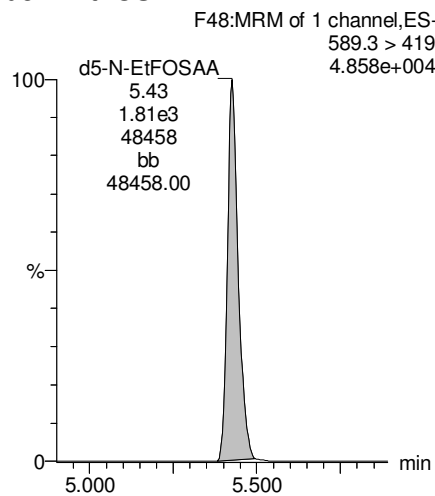
13C2-PFUdA



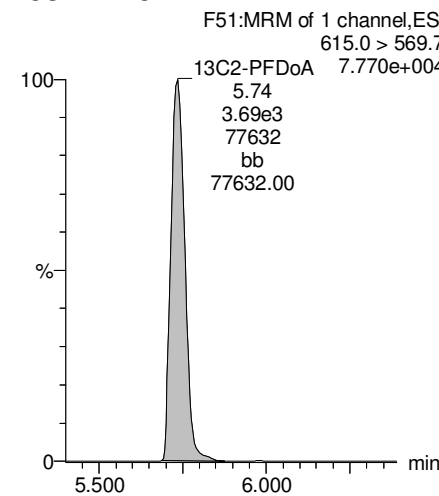
d3-N-MeFOSAA



d5-N-EtFOSAA



13C2-PFDoA



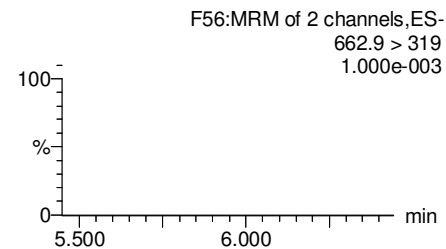
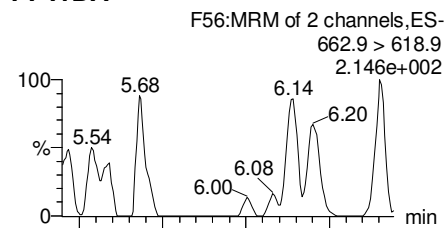
Dataset: U:\Q4.PRO\results\180108M2\180108M2-16.qld

Last Altered: Tuesday, January 09, 2018 12:02:05 Pacific Standard Time

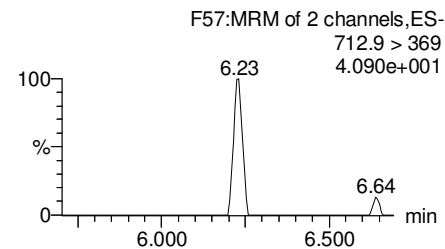
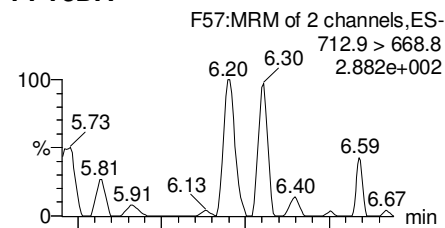
Printed: Tuesday, January 09, 2018 12:05:18 Pacific Standard Time

Name: 180108M2_16, Date: 09-Jan-2018, Time: 03:24:24, ID: 1701828-04RE1 IR03-MW104-C2-17D 0.2544, Description: IR03-MW104-C2-17D

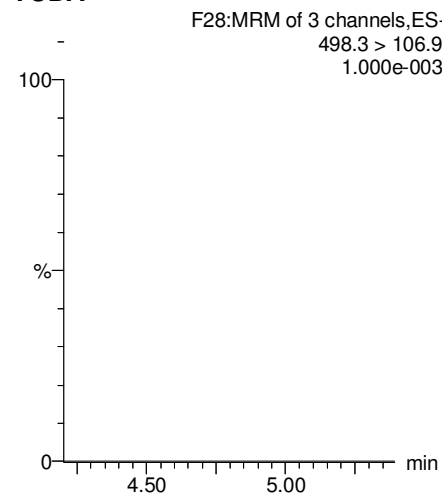
PFTrDA



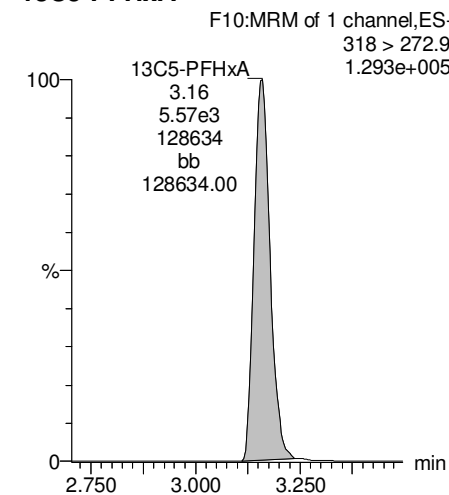
PFTeDA



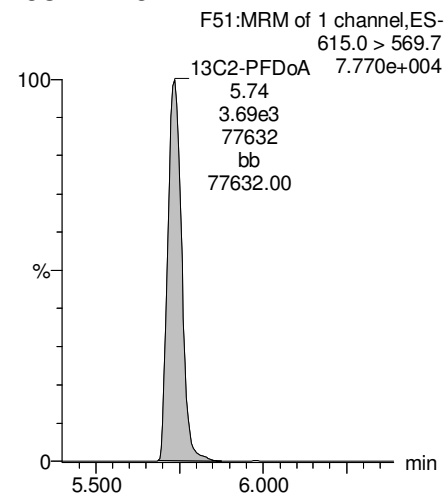
TCDA



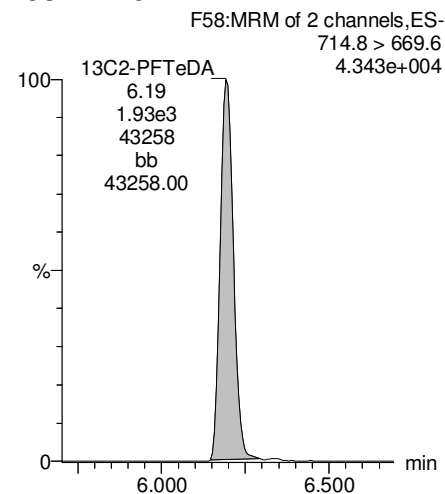
13C5-PFHxA



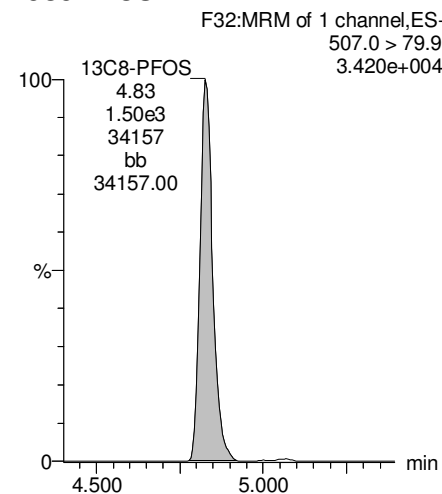
13C2-PFDoA



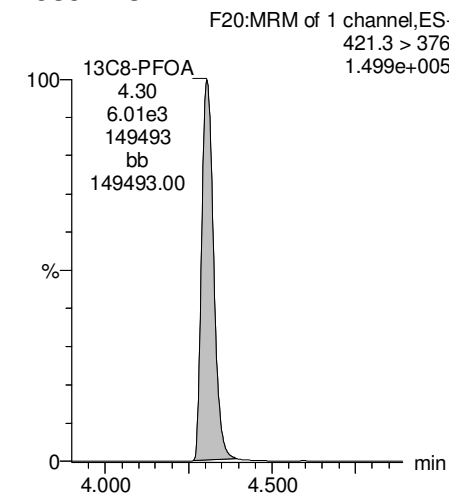
13C2-PFTeDA



13C8-PFOS



13C8-PFOA



Dataset: U:\Q4.PRO\results\180108M2\180108M2-16.qld

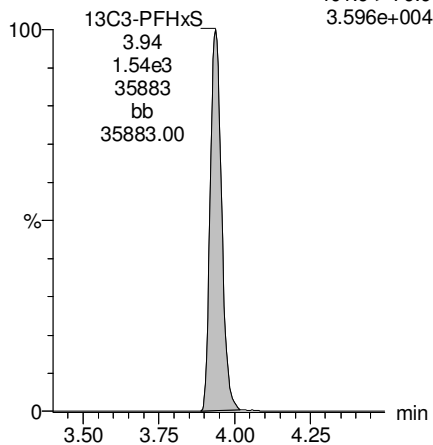
Last Altered: Tuesday, January 09, 2018 12:02:05 Pacific Standard Time

Printed: Tuesday, January 09, 2018 12:05:18 Pacific Standard Time

Name: 180108M2_16, Date: 09-Jan-2018, Time: 03:24:24, ID: 1701828-04RE1 IR03-MW104-C2-17D 0.2544, Description: IR03-MW104-C2-17D

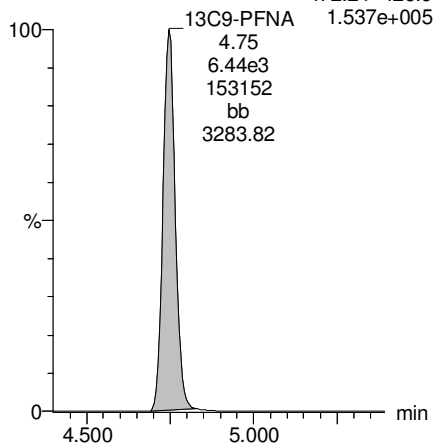
13C3-PFHxS

F16:MRM of 1 channel,ES-
401.9 > 79.9
3.596e+004



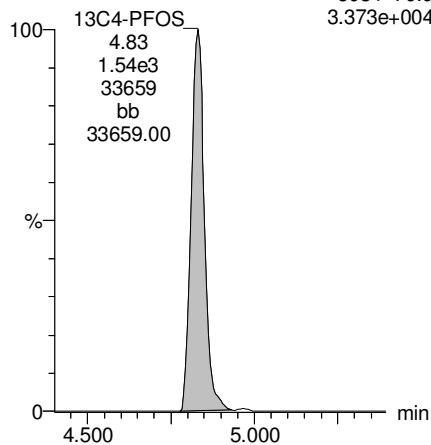
13C9-PFNA

F26:MRM of 1 channel,ES-
472.2 > 426.9
1.537e+005



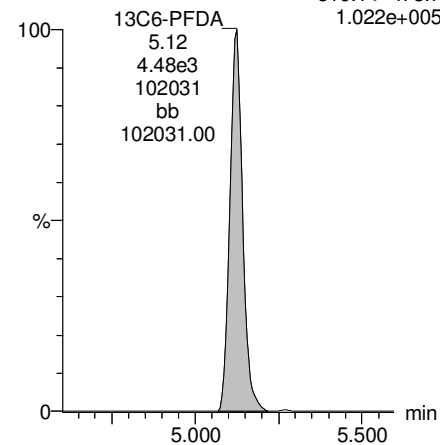
13C4-PFOS

F30:MRM of 1 channel,ES-
503 > 79.9
3.373e+004



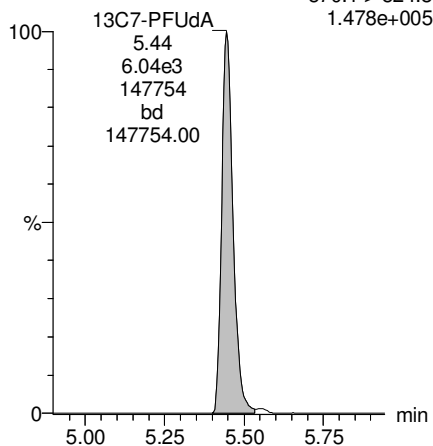
13C6-PFDA

F37:MRM of 1 channel,ES-
519.1 > 473.7
1.022e+005



13C7-PFudA

F45:MRM of 1 channel,ES-
570.1 > 524.8
1.478e+005



Dataset: U:\Q4.PRO\results\180106M2\170106M2-47.qld

Last Altered: Monday, January 08, 2018 13:11:01 Pacific Standard Time
Printed: Monday, January 08, 2018 13:11:45 Pacific Standard Time

*See dilution.

Method: U:\Q4.PRO\MethDB\PFAS_FULL_80C_010618.mdb 07 Jan 2018 14:02:00

Calibration: U:\Q4.PRO\CurveDB\C18_VAL-PFAS_Q4_01-06-18_FULL.cdb 07 Jan 2018 11:33:08

Name: 180106M2_47, Date: 07-Jan-2018, Time: 01:10:17, ID: 1701828-05RE1 IR03-MW116-Y-17D 0.24862, Description: IR03-MW116-Y-17D

	# Name	Trace	Area	IS Area	Wt./Vol.	RRF	Pred.RT	RT	y Axis Resp.	Conc.	%Rec
1	3 PFBS	299.0 > 79.7	5.67e4	9.39e2	0.249		2.87	2.82	754	1792.8090	E
2	4 PFHxA	313.2 > 268.9	8.23e5	2.08e3	0.249		3.38	3.31	1980	5069.8021	E
3	5 PFHpA	363.0 > 318.9	1.34e5	5.86e3	0.249		4.00	3.94	285	962.5483	
4	6 L-PFHxS	398.9 > 79.6	1.25e5	5.81e2	0.249		4.14	4.08	2690	613.1729	
5	9 L-PFOA	413 > 368.7	1.25e6	6.50e3	0.249		4.51	4.45	2400	*	
6	12 PFNA	463.0 > 418.8	6.02e2	6.28e3	0.249		4.90	4.88	1.20	3.8373	
7	16 PFDA	513 > 468.8		6.96e3	0.249		5.31				
8	18 N-MeFOSAA	570.1 > 419		2.62e3	0.249		5.45				
9	19 N-EtFOSAA	584.2 > 419		4.21e3	0.249		5.61				
10	20 PFUdA	563.0 > 518.9	7.09e1	9.10e3	0.249		5.63	5.58	0.0973		
11	22 PFDoA	612.9 > 569.0		6.66e3	0.249		5.91				

Dataset: U:\Q4.PRO\results\180106M2\170106M2-47.qld

Last Altered: Monday, January 08, 2018 13:11:01 Pacific Standard Time

Printed: Monday, January 08, 2018 13:13:06 Pacific Standard Time

Method: U:\Q4.PRO\MethDB\PFAS_FULL_80C_010618.mdb 07 Jan 2018 14:02:00

Calibration: U:\Q4.PRO\CurveDB\C18_VAL-PFAS_Q4_01-06-18_FULL.cdb 07 Jan 2018 11:33:08

Name: 180106M2_47, Date: 07-Jan-2018, Time: 01:10:17, ID: 1701828-05RE1 IR03-MW116-Y-17D 0.24862, Description: IR03-MW116-Y-17D

	# Name	Trace	Area	IS Area	Wt./Vol.	RRF	Pred.RT	RT	y Axis Resp.	Conc.	%Rec
1	24 PFTrDA	662.9 > 618.9		6.66e3	0.249		6.14				
2	25 PFTeDA	712.9 > 668.8		3.16e3	0.249		6.34				
3	33 13C3-PFBS	302. > 98.8	9.39e2	6.71e3	0.249	0.121	2.87	2.82	1.75	58.2292	115.8
4	34 13C2-PFHxA	315 > 269.8	2.08e3	6.71e3	0.249	0.673	3.38	3.31	3.86	23.0809	114.8
5	35 13C4-PFHpA	367.2 > 321.8	5.86e3	6.71e3	0.249	0.706	4.00	3.94	10.9	62.2421	123.8
6	36 18O2-PFHxS	403.0 > 102.6	5.81e2	1.59e3	0.249	0.359	4.14	4.08	4.56	51.0768	101.6
7	37 13C2-6:2 FTS	429.1 > 408.9	2.32e3	5.52e3	0.249	0.273	4.45	4.40	5.26	77.4177	154.0
8	38 13C2-PFOA	414.9 > 369.7	6.50e3	5.52e3	0.249	0.979	4.51	4.45	14.7	60.5129	120.4
9	39 13C5-PFNA	468.2 > 422.9	6.28e3	8.88e3	0.249	0.941	4.90	4.89	8.84	37.7934	75.2
10	40 13C8-PFOA	506.1 > 77.7	1.49e3	9.38e3	0.249	0.260	4.99	4.94	1.98	30.6618	61.0
11	41 13C8-PFOS	507.0 > 79.9	2.16e3	1.96e3	0.249	1.005	5.02	4.96	13.7	54.9361	109.3
12	42 13C2-PFDA	515.1 > 469.9	6.96e3	7.40e3	0.249	1.335	5.31	5.26	11.8	35.4451	70.5
13	43 13C2-8:2 FTS	529.1 > 508.7	1.42e3	6.71e3	0.249	0.141	5.26	5.23	2.65	75.6205	150.4
14	44 d3-N-MeFOSAA	573.3 > 419	2.62e3	9.38e3	0.249	0.398	5.45	5.40	3.49	35.2406	70.1
15	45 d5-N-EtFOSAA	589.3 > 419	4.21e3	9.38e3	0.249	0.473	5.61	5.55	5.62	47.7640	95.0
16	46 13C2-PFUdA	565 > 519.8	9.10e3	9.38e3	0.249	1.035	5.63	5.58	12.1	47.1624	93.8
17	47 13C2-PFDoA	615.0 > 569.7	6.66e3	9.38e3	0.249	0.667	5.91	5.85	8.87	53.5261	106.5
18	49 13C2-PFTeDA	714.8 > 669.6	3.16e3	9.38e3	0.249	0.321	6.34	6.29	4.21	52.7461	104.9
19	55 13C5-PFHxA	318 > 272.9	6.71e3	6.71e3	0.249	1.000	3.38	3.31	12.5	50.2775	100.0
20	56 13C3-PFHxS	401.9 > 79.9	1.59e3	1.59e3	0.249	1.000	4.14	4.08	12.5	50.2775	100.0
21	57 13C8-PFOA	421.3 > 376	5.52e3	5.52e3	0.249	1.000	4.51	4.45	12.5	50.2775	100.0
22	58 13C9-PFNA	472.2 > 426.9	8.88e3	8.88e3	0.249	1.000	4.90	4.89	12.5	50.2775	100.0
23	59 13C4-PFOS	503 > 79.9	1.96e3	1.96e3	0.249	1.000	5.02	4.96	12.5	50.2775	100.0
24	60 13C6-PFDA	519.1 > 473.7	7.40e3	7.40e3	0.249	1.000	5.31	5.25	12.5	50.2775	100.0
25	61 13C7-PFUdA	570.1 > 524.8	9.38e3	9.38e3	0.249	1.000	5.63	5.58	12.5	50.2775	100.0
26	62 Total PFHxS	398.9 > 79.6	1.25e5	5.81e2	0.249		4.14		2690	613.1729	
27	63 Total PFOA	413 > 368.7	1.58e6	6.50e3	0.249		4.51		632	3856.9792	

Dataset: U:\Q4.PRO\results\180106M2\170106M2-47.qld

Last Altered: Monday, January 08, 2018 13:11:01 Pacific Standard Time

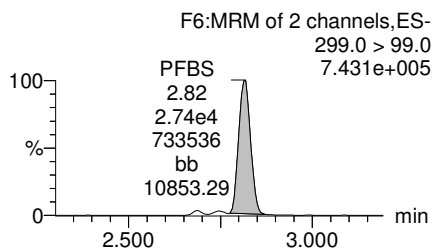
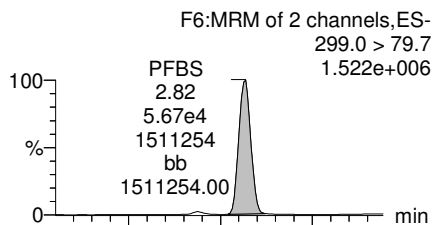
Printed: Monday, January 08, 2018 13:13:06 Pacific Standard Time

Method: U:\Q4.PRO\MethDB\PFAS_FULL_80C_010618.mdb 07 Jan 2018 14:02:00

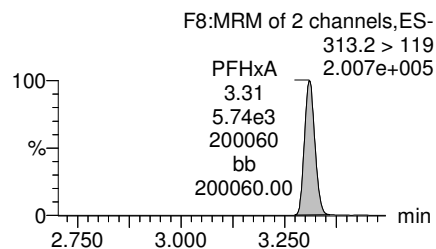
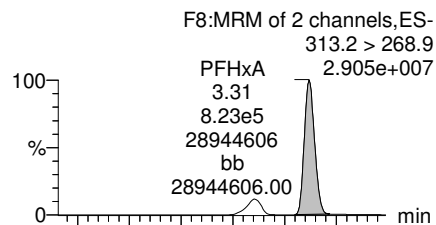
Calibration: U:\Q4.PRO\CurveDB\C18_VAL-PFAS_Q4_01-06-18_FULL.cdb 07 Jan 2018 11:33:08

Name: 180106M2_47, Date: 07-Jan-2018, Time: 01:10:17, ID: 1701828-05RE1 IR03-MW116-Y-17D 0.24862, Description: IR03-MW116-Y-17D

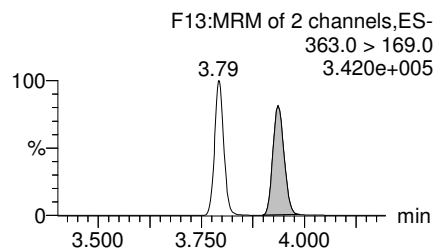
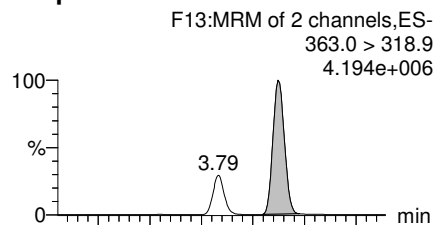
PFBS



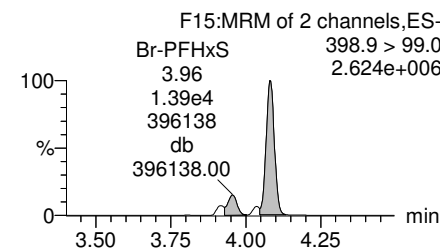
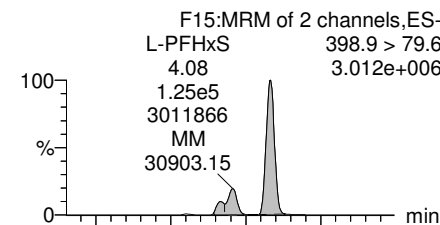
PFHxA



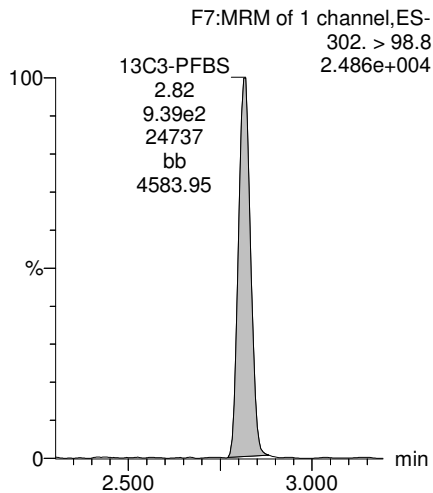
PFHpA



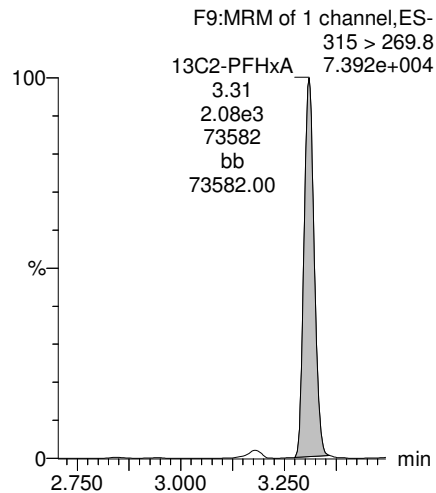
Total PFHxS



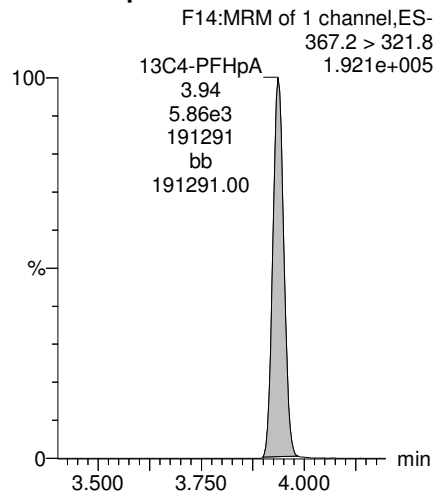
13C3-PFBS



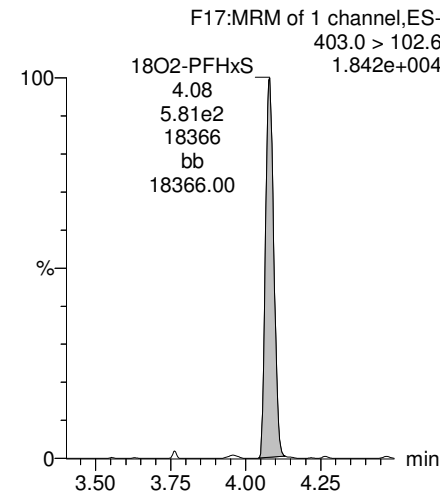
13C2-PFHxA



13C4-PFHpA



18O2-PFHxS

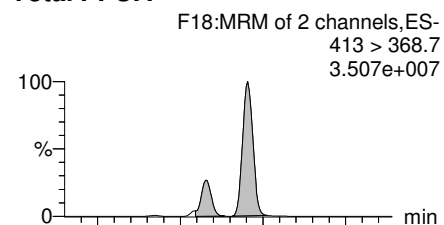


Dataset: U:\Q4.PRO\results\180106M2\170106M2-47.qld

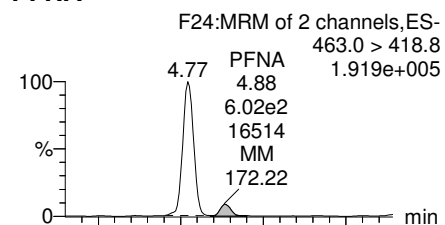
Last Altered: Monday, January 08, 2018 13:11:01 Pacific Standard Time
Printed: Monday, January 08, 2018 13:13:06 Pacific Standard Time

Name: 180106M2_47, Date: 07-Jan-2018, Time: 01:10:17, ID: 1701828-05RE1 IR03-MW116-Y-17D 0.24862, Description: IR03-MW116-Y-17D

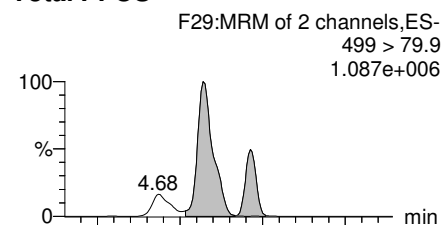
Total PFOA



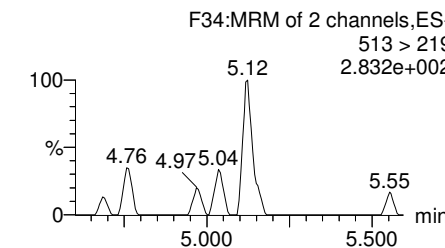
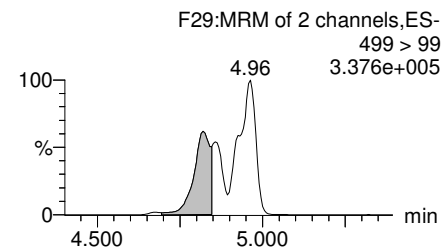
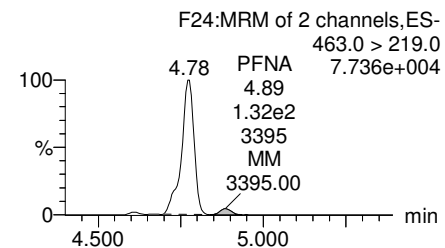
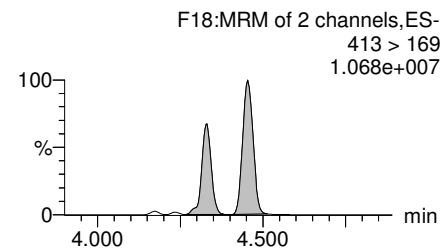
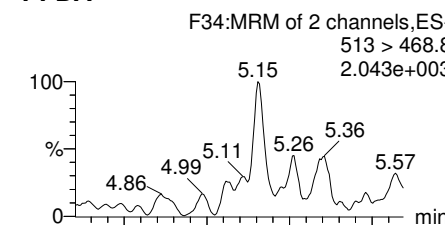
PFNA



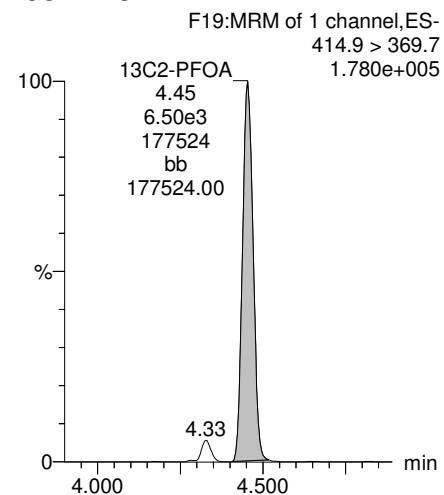
Total PFOS



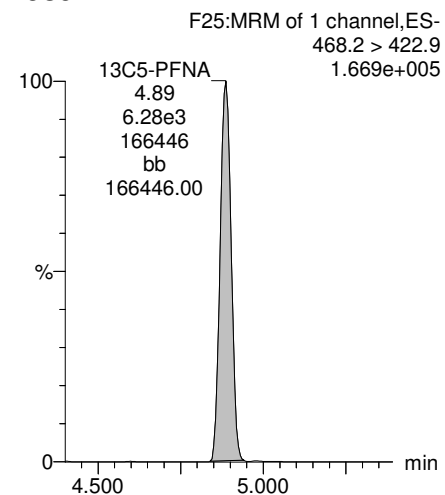
PFDA



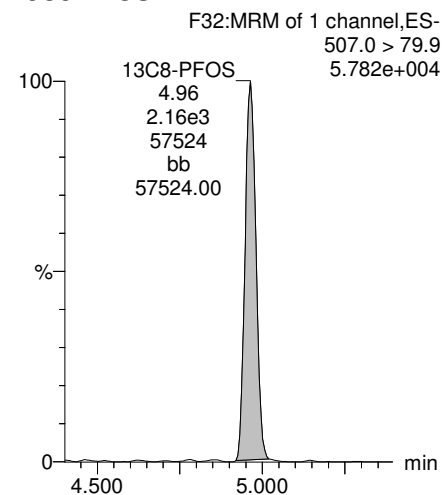
13C2-PFOA



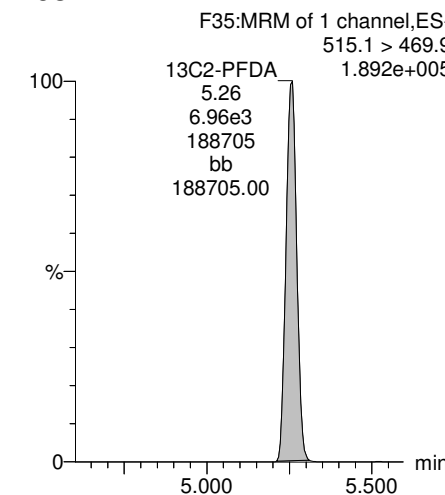
13C5-PFNA



13C8-PFOS



13C2-PFDA

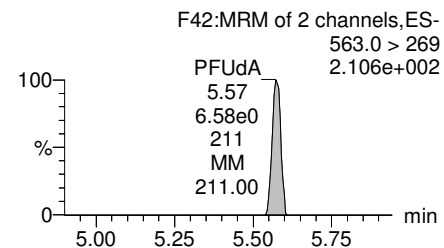
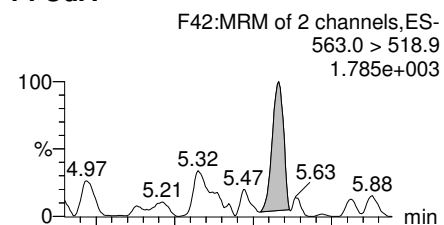


Dataset: U:\Q4.PRO\results\180106M2\170106M2-47.qld

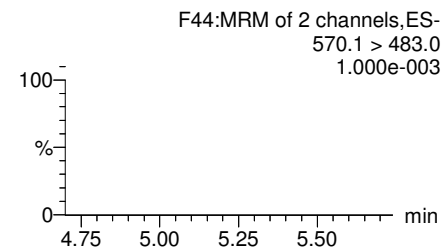
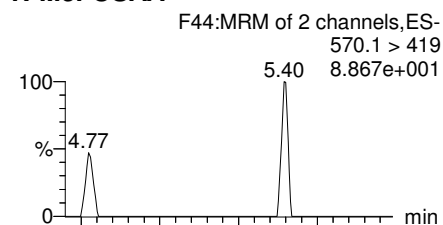
Last Altered: Monday, January 08, 2018 13:11:01 Pacific Standard Time
Printed: Monday, January 08, 2018 13:13:06 Pacific Standard Time

Name: 180106M2_47, Date: 07-Jan-2018, Time: 01:10:17, ID: 1701828-05RE1 IR03-MW116-Y-17D 0.24862, Description: IR03-MW116-Y-17D

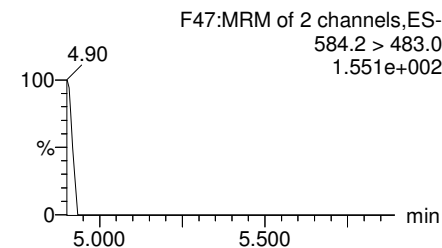
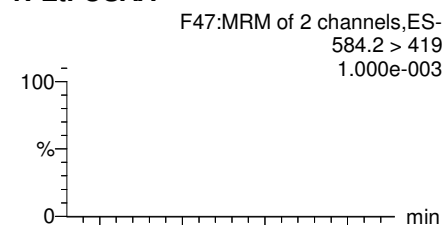
PFUdA



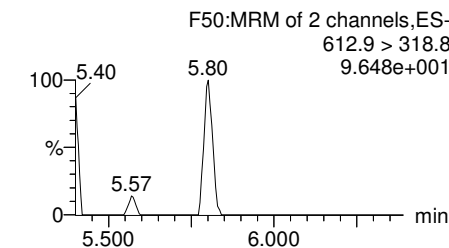
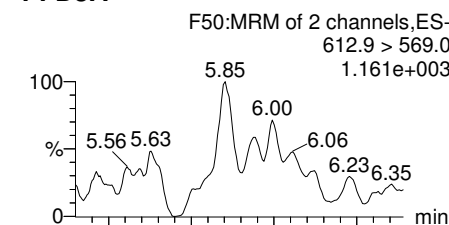
N-MeFOSAA



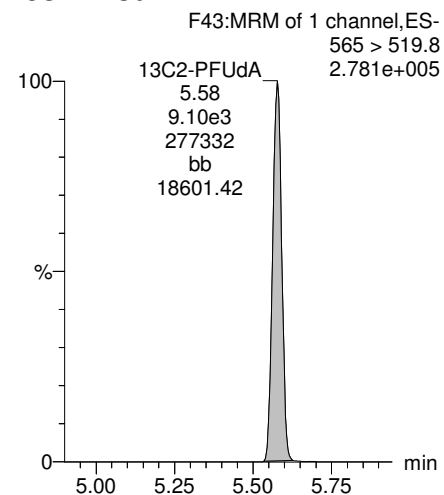
N-EtFOSAA



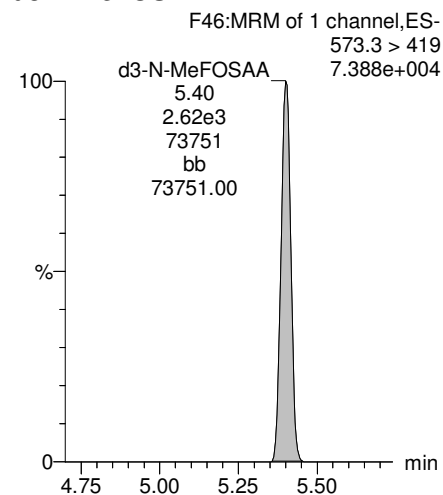
PFDoA



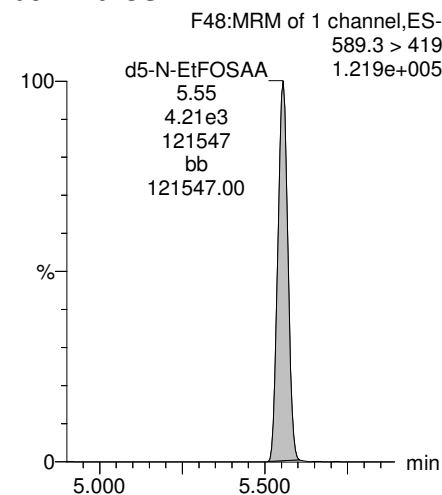
13C2-PFUdA



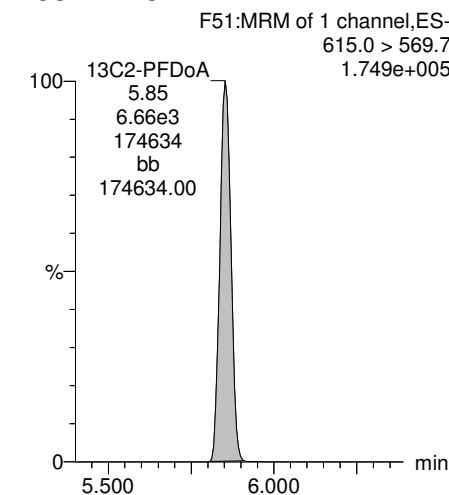
d3-N-MeFOSAA



d5-N-EtFOSAA



13C2-PFDoA

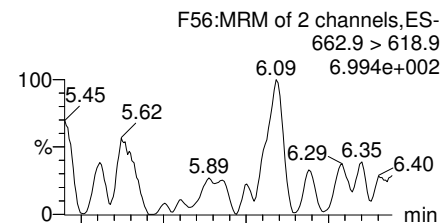


Dataset: U:\Q4.PRO\results\180106M2\170106M2-47.qld

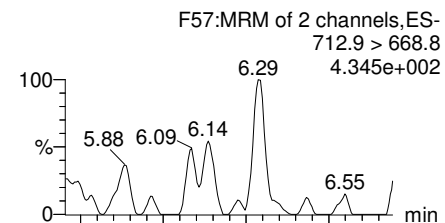
Last Altered: Monday, January 08, 2018 13:11:01 Pacific Standard Time
Printed: Monday, January 08, 2018 13:13:06 Pacific Standard Time

Name: 180106M2_47, Date: 07-Jan-2018, Time: 01:10:17, ID: 1701828-05RE1 IR03-MW116-Y-17D 0.24862, Description: IR03-MW116-Y-17D

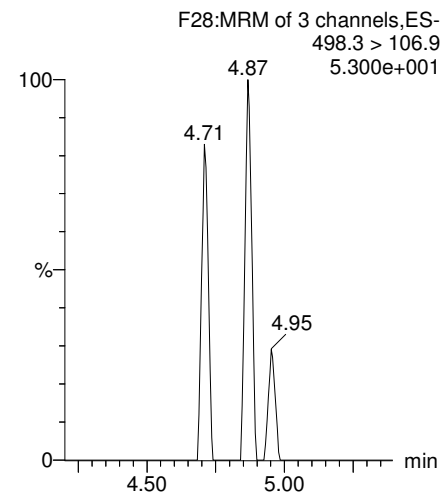
PFTrDA



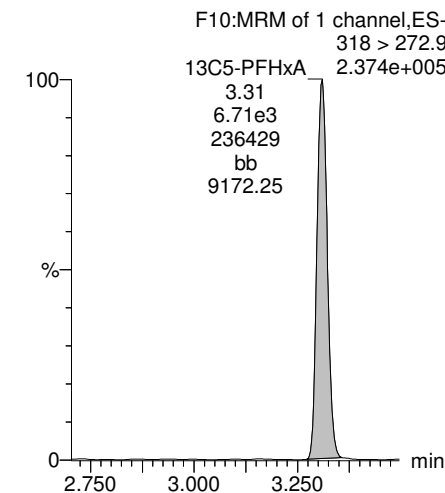
PFTeDA



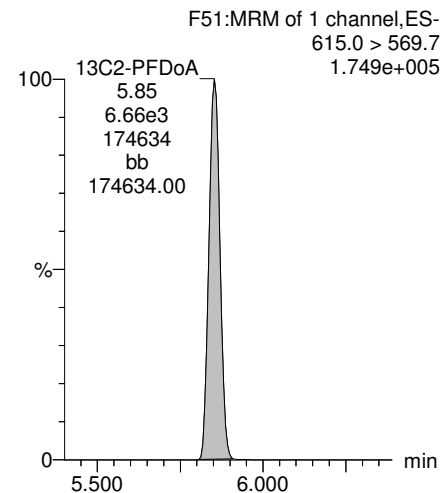
TCDA



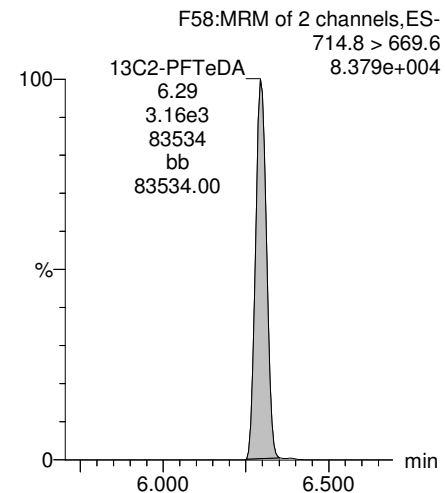
13C5-PFHxA



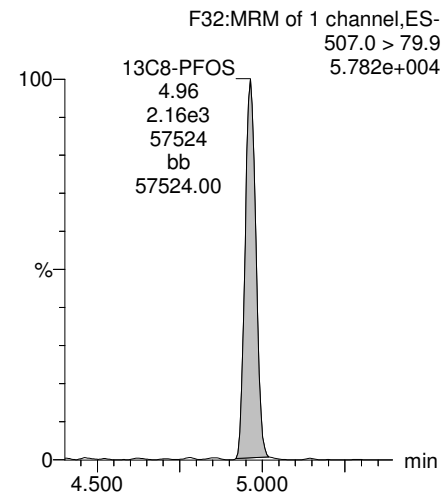
13C2-PFDoA



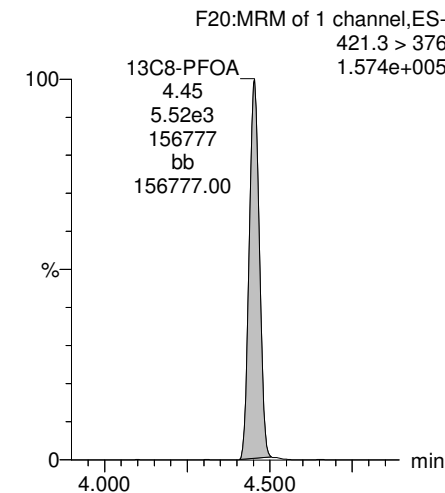
13C2-PFTeDA



13C8-PFOS



13C8-PFOA



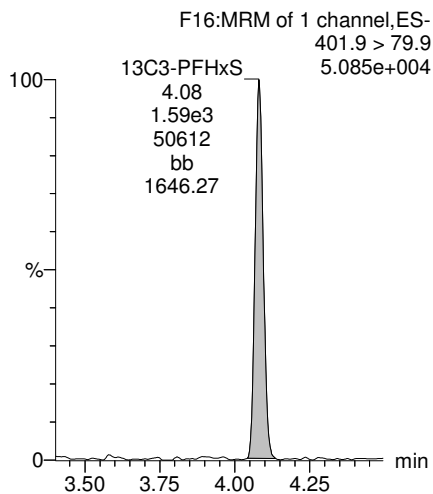
Dataset: U:\Q4.PRO\results\180106M2\170106M2-47.qld

Last Altered: Monday, January 08, 2018 13:11:01 Pacific Standard Time

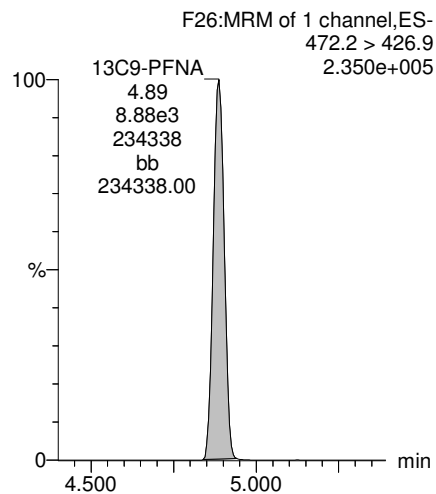
Printed: Monday, January 08, 2018 13:13:06 Pacific Standard Time

Name: 180106M2_47, Date: 07-Jan-2018, Time: 01:10:17, ID: 1701828-05RE1 IR03-MW116-Y-17D 0.24862, Description: IR03-MW116-Y-17D

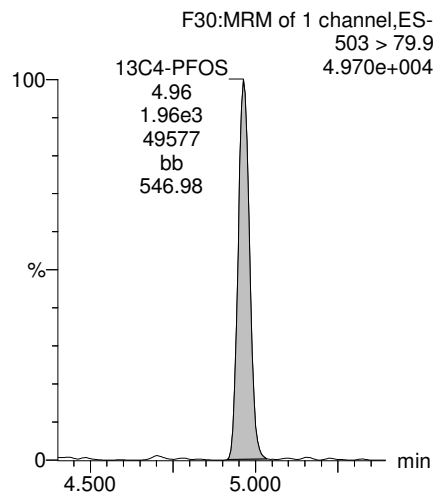
13C3-PFHxS



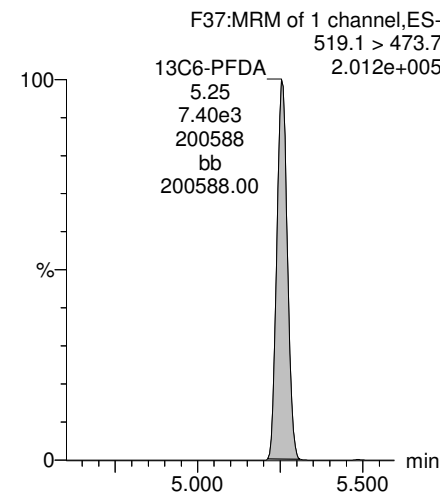
13C9-PFNA



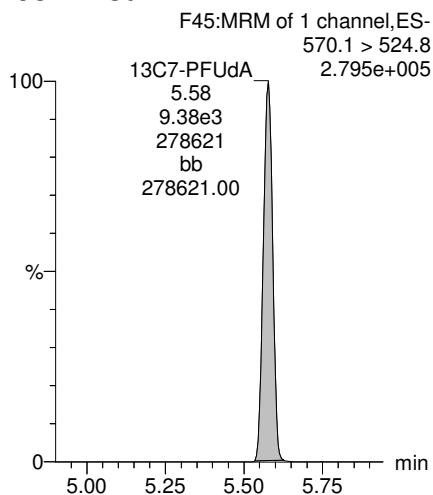
13C4-PFOS



13C6-PFDA



13C7-PFUdA



Dataset: U:\Q4.PRO\results\180108M2\180108M2-21.qld

Last Altered: Tuesday, January 09, 2018 14:17:06 Pacific Standard Time

Printed: Tuesday, January 09, 2018 14:19:23 Pacific Standard Time

*Conc. in ug/L

Method: U:\Q4.PRO\MethDB\PFAS_FULL_80C_010818.mdb 09 Jan 2018 10:39:49

Calibration: U:\Q4.PRO\CurveDB\C18_VAL-PFAS_Q4_01-08-18_FULL-M2.cdb 09 Jan 2018 11:01:39

Name: 180108M2_21, Date: 09-Jan-2018, Time: 04:20:18, ID: 1701828-05RE1@20X IR03-MW116-Y-17D 0.24862, Description: IR03-MW116-Y-17D

	# Name	Trace	Area	IS Area	Wt./Vol.	RRF	Pred.RT	RT	y Axis Resp.	Conc. *	%Rec
1	3 PFBS	299.0 > 79.7	1.96e3	3.41e1	0.249		2.66	2.66	0.717	1.5470	
2	4 PFHxA	313.2 > 268.9	3.43e4	8.66e1	0.249		3.15	3.15	1.98	4.2733	
3	9 L-PFOA	413 > 368.7	6.93e4	3.91e2	0.249		4.31	4.30	2.22	8.1811	
4	14 L-PFOS	499 > 79.9	2.86e3	9.47e1	0.249		4.83	4.68	0.378	1.5067	
5	33 13C3-PFBS	302. > 98.8	3.41e1	2.43e2	0.249	0.116	2.77	2.66	0.00175	0.0607	120.7
6	34 13C2-PFHxA	315 > 269.8	8.66e1	2.43e2	0.249	0.655	3.15	3.15	0.00445	0.0273	135.9
7	35 13C4-PFHpA	367.2 > 321.8	2.14e2	2.43e2	0.249	0.722	3.78	3.79	0.0110	0.0611	121.6
8	36 18O2-PFHxS	403.0 > 102.6			0.249		3.94				
9	37 13C2-6:2 FTS	429.1 > 408.9		2.74e2	0.249	0.222	4.25				
10	38 13C2-PFOA	414.9 > 369.7	3.91e2	2.74e2	0.249	1.023	4.31	4.30	0.0179	0.0702	139.6
11	39 13C5-PFNA	468.2 > 422.9	3.87e2	5.54e2	0.249	0.916	4.81	4.75	0.00871	0.0383	76.2
12	40 13C8-PFOSA	506.1 > 77.7		3.83e2	0.249	0.210	4.87				
13	41 13C8-PFOS	507.0 > 79.9	9.47e1	1.13e2	0.249	1.035	4.89	4.83	0.0105	0.0407	81.0
14	54 13C4-PFBA	217. > 171.8	2.26e2	2.26e2	0.249	1.000	1.38	1.39	0.0125	0.0503	100.0
15	55 13C5-PFHxA	318 > 272.9	2.43e2	2.43e2	0.249	1.000	3.15	3.16	0.0125	0.0503	100.0
16	56 13C3-PFHxS	401.9 > 79.9			0.249		4.02				
17	57 13C8-PFOA	421.3 > 376	2.74e2	2.74e2	0.249	1.000	4.38	4.31	0.0125	0.0503	100.0
18	58 13C9-PFNA	472.2 > 426.9	5.54e2	5.54e2	0.249	1.000	4.81	4.75	0.0125	0.0503	100.0
19	59 13C4-PFOS	503 > 79.9	1.13e2	1.13e2	0.249	1.000	4.89	4.83	0.0125	0.0503	100.0
20	60 13C6-PFDA	519.1 > 473.7	1.68e2	1.68e2	0.249	1.000	5.18	5.12	0.0125	0.0503	100.0
21	61 13C7-PFUdA	570.1 > 524.8	3.83e2	3.83e2	0.249	1.000	5.49	5.44	0.0125	0.0503	100.0
22	62 Total PFHxS	398.9 > 79.6	4.70e3		0.249		4.14		0.000		
23	63 Total PFOA	413 > 368.7	8.40e4	3.91e2	0.249		4.51		2.69	10.0049	
24	64 Total PFOS	499 > 79.9	2.86e3	9.47e1	0.249		5.02		0.378	1.5067	

Dataset: U:\Q4.PRO\results\180108M2\180108M2-21.qld

Last Altered: Tuesday, January 09, 2018 14:17:06 Pacific Standard Time

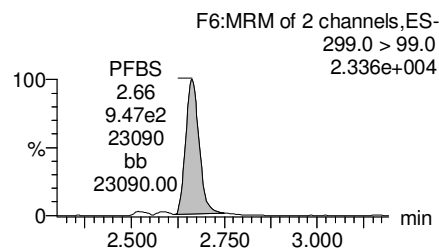
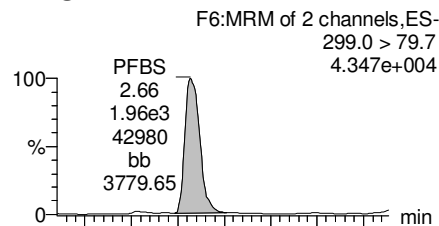
Printed: Tuesday, January 09, 2018 14:19:23 Pacific Standard Time

Method: U:\Q4.PRO\MethDB\PFAS_FULL_80C_010818.mdb 09 Jan 2018 10:39:49

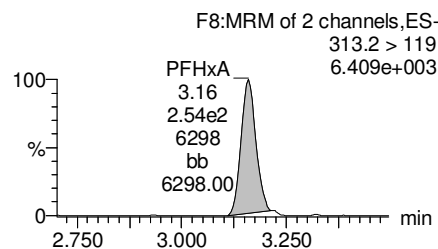
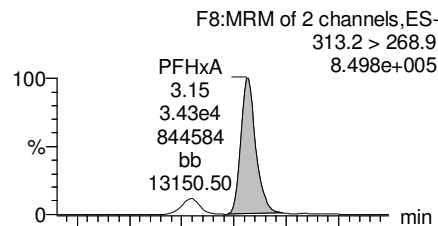
Calibration: U:\Q4.PRO\CurveDB\C18_VAL-PFAS_Q4_01-08-18_FULL-M2.cdb 09 Jan 2018 11:01:39

Name: 180108M2_21, Date: 09-Jan-2018, Time: 04:20:18, ID: 1701828-05RE1@20X IR03-MW116-Y-17D 0.24862, Description: IR03-MW116-Y-17D

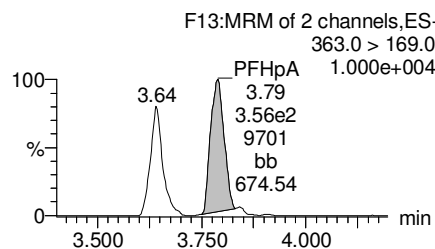
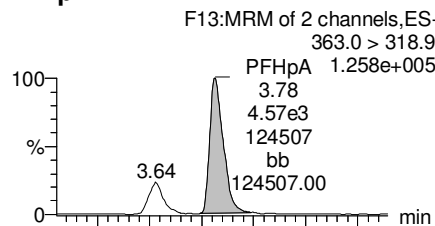
PFBS



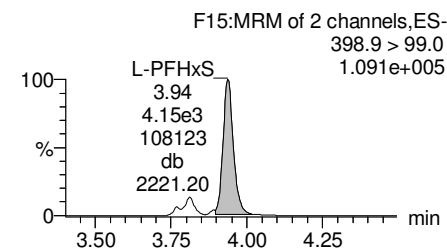
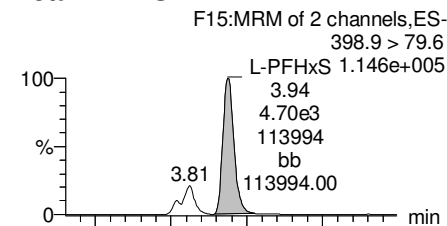
PFHxA



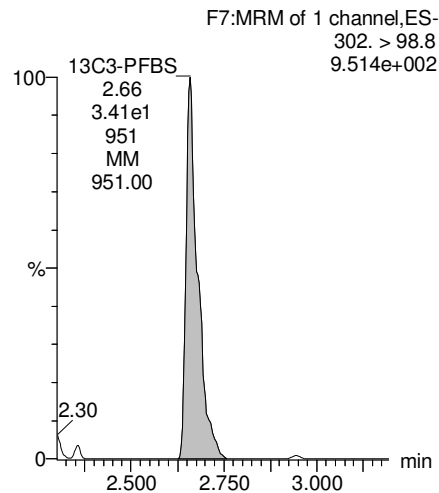
PFHpA



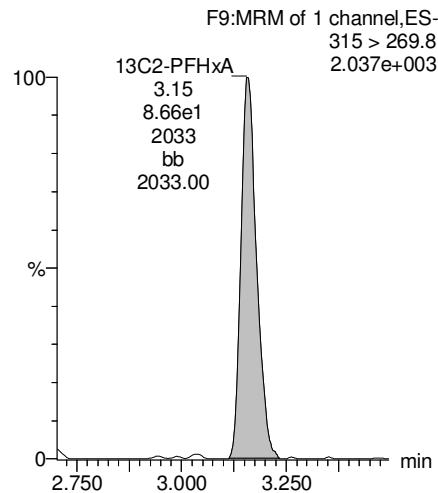
Total PFHxS



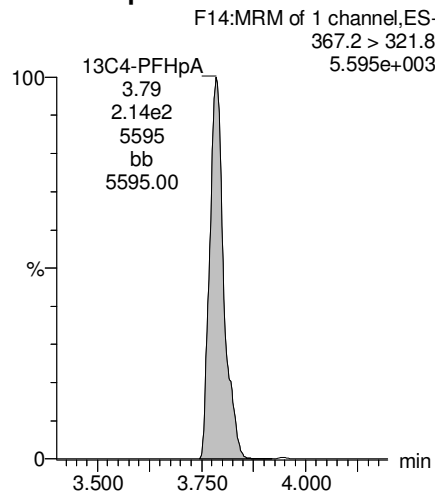
13C3-PFBS



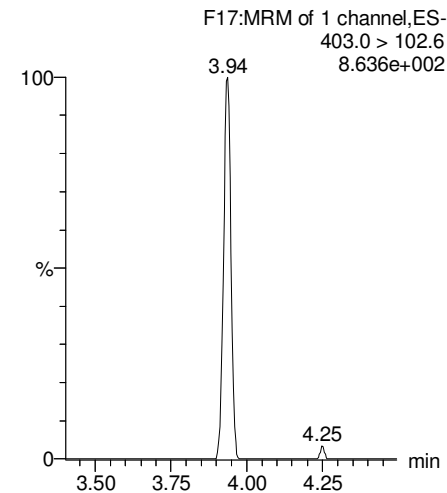
13C2-PFHxA



13C4-PFHpA



18O2-PFHxS



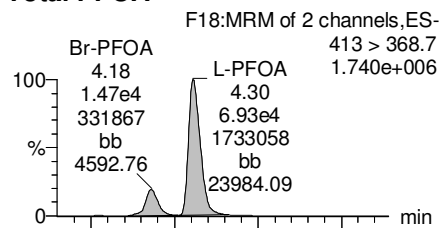
Dataset: U:\Q4.PRO\results\180108M2\180108M2-21.qld

Last Altered: Tuesday, January 09, 2018 14:17:06 Pacific Standard Time

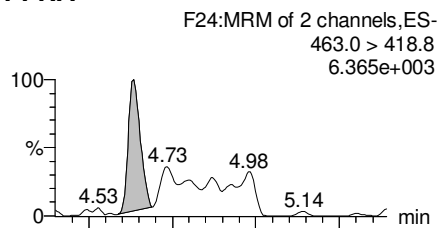
Printed: Tuesday, January 09, 2018 14:19:23 Pacific Standard Time

Name: 180108M2_21, Date: 09-Jan-2018, Time: 04:20:18, ID: 1701828-05RE1@20X IR03-MW116-Y-17D 0.24862, Description: IR03-MW116-Y-17D

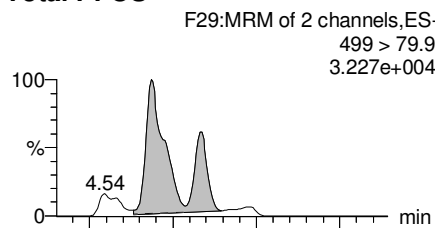
Total PFOA



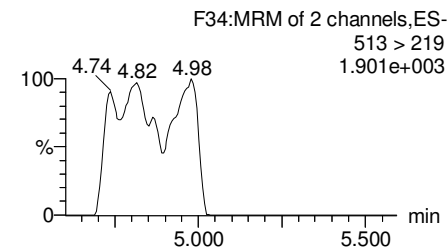
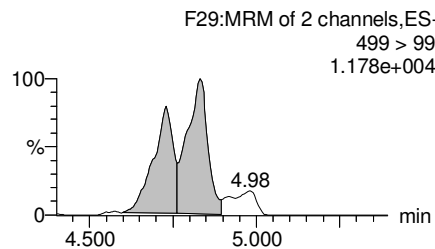
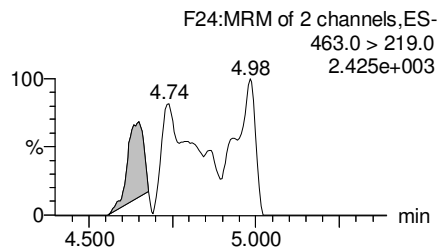
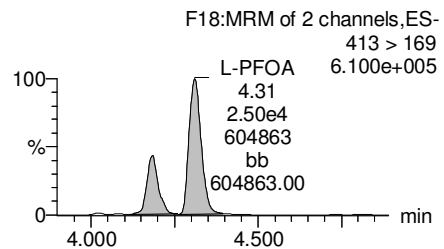
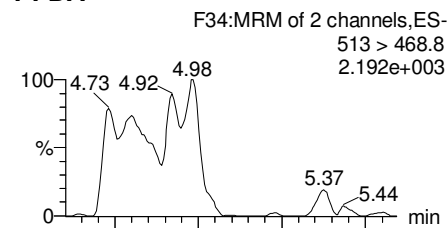
PFNA



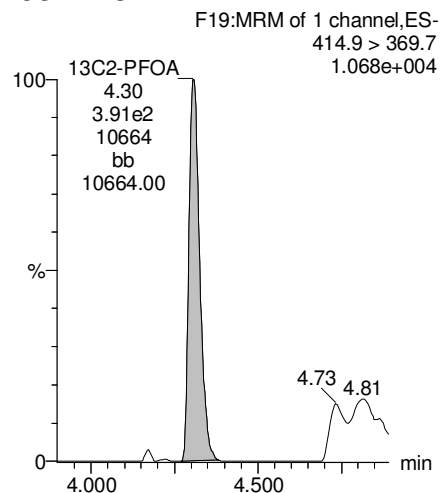
Total PFOS



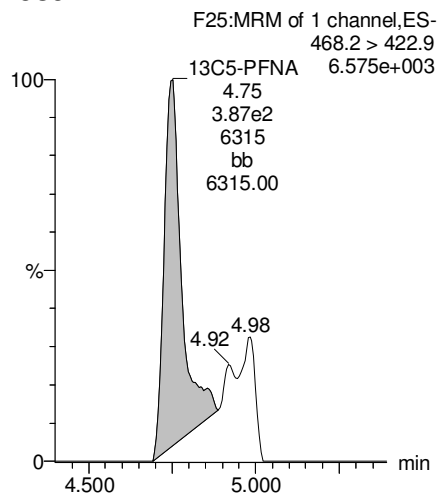
PFDA



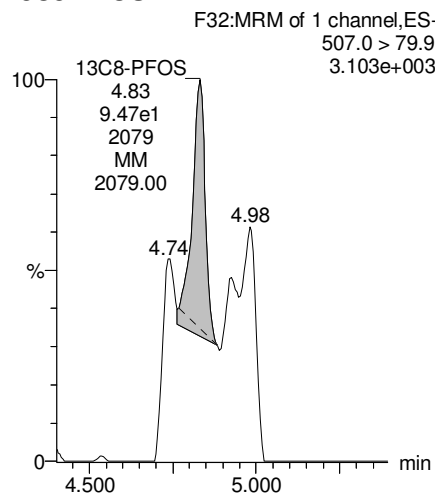
13C2-PFOA



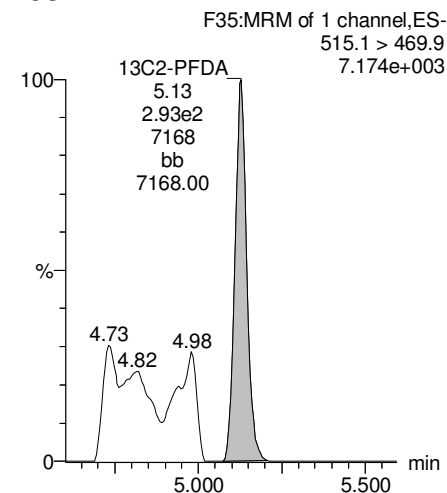
13C5-PFNA



13C8-PFOS



13C2-PFDA



Dataset: U:\Q4.PRO\results\180108M2\180108M2-21.qld

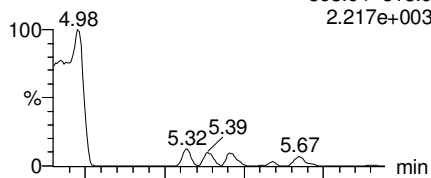
Last Altered: Tuesday, January 09, 2018 14:17:06 Pacific Standard Time

Printed: Tuesday, January 09, 2018 14:19:23 Pacific Standard Time

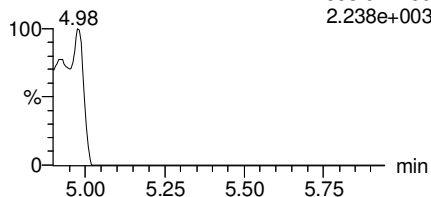
Name: 180108M2_21, Date: 09-Jan-2018, Time: 04:20:18, ID: 1701828-05RE1@20X IR03-MW116-Y-17D 0.24862, Description: IR03-MW116-Y-17D

PFUdA

F42:MRM of 2 channels,ES-
563.0 > 518.9
2.217e+003

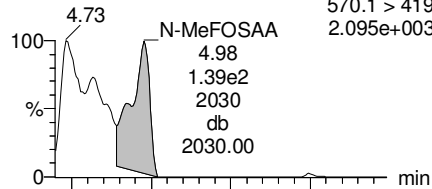


F42:MRM of 2 channels,ES-
563.0 > 269
2.238e+003

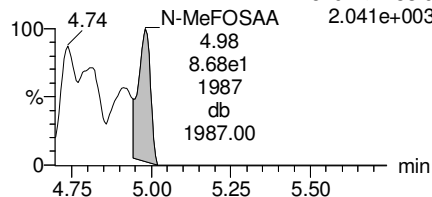


N-MeFOSAA

F44:MRM of 2 channels,ES-
570.1 > 419
2.095e+003

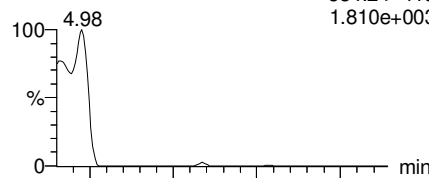


F44:MRM of 2 channels,ES-
570.1 > 483.0
2.041e+003

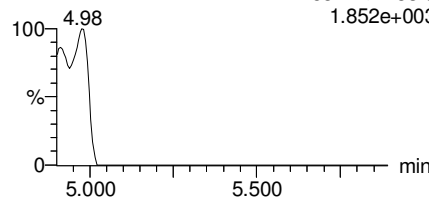


N-EtFOSAA

F47:MRM of 2 channels,ES-
584.2 > 419
1.810e+003

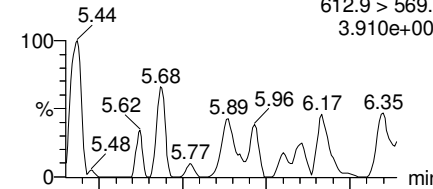


F47:MRM of 2 channels,ES-
584.2 > 483.0
1.852e+003

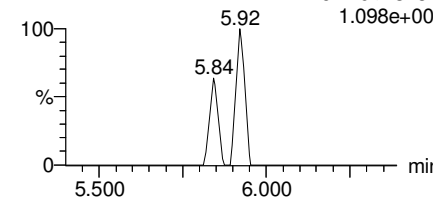


PFDoA

F50:MRM of 2 channels,ES-
612.9 > 569.0
3.910e+002

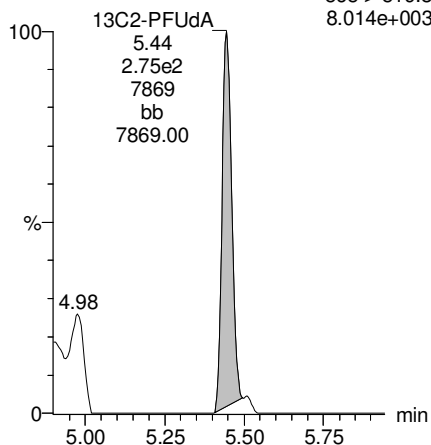


F50:MRM of 2 channels,ES-
612.9 > 318.8
1.098e+001



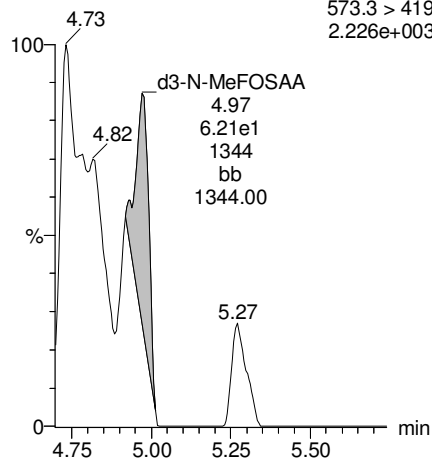
13C2-PFUdA

F43:MRM of 1 channel,ES-
565 > 519.8
8.014e+003



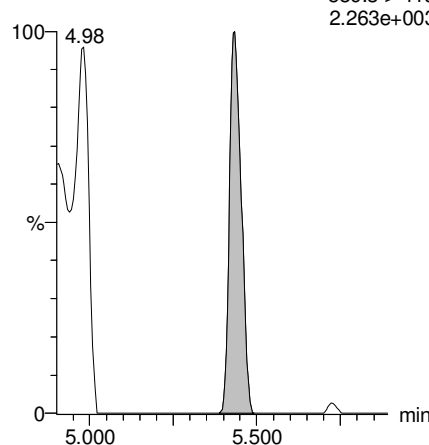
d3-N-MeFOSAA

F46:MRM of 1 channel,ES-
573.3 > 419
2.226e+003



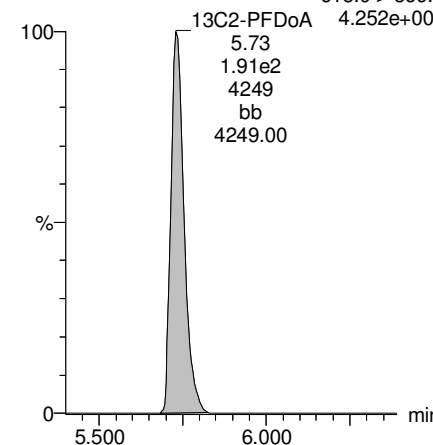
d5-N-EtFOSAA

F48:MRM of 1 channel,ES-
589.3 > 419
2.263e+003



13C2-PFDoA

F51:MRM of 1 channel,ES-
615.0 > 569.7
4.252e+003



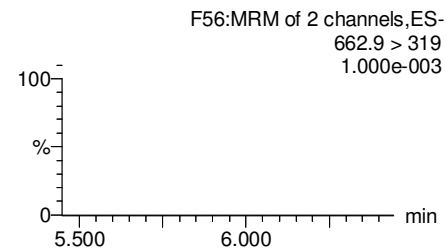
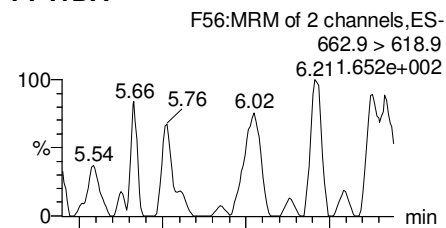
Dataset: U:\Q4.PRO\results\180108M2\180108M2-21.qld

Last Altered: Tuesday, January 09, 2018 14:17:06 Pacific Standard Time

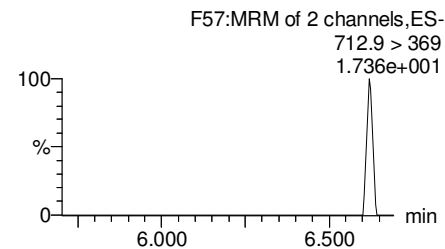
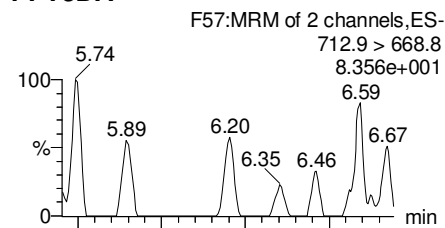
Printed: Tuesday, January 09, 2018 14:19:23 Pacific Standard Time

Name: 180108M2_21, Date: 09-Jan-2018, Time: 04:20:18, ID: 1701828-05RE1@20X IR03-MW116-Y-17D 0.24862, Description: IR03-MW116-Y-17D

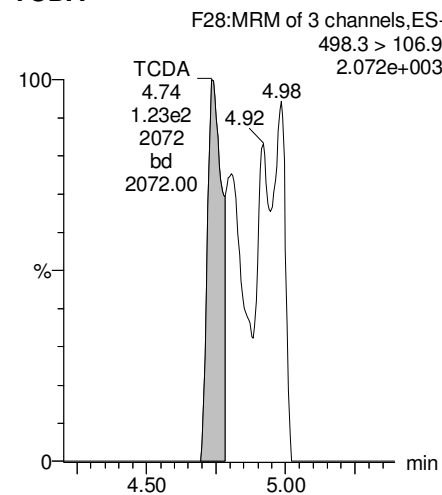
PFTrDA



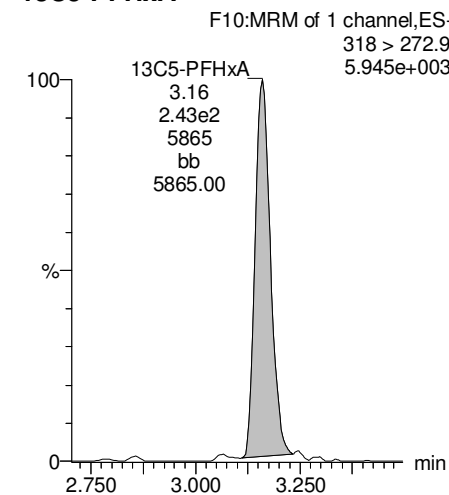
PFTeDA



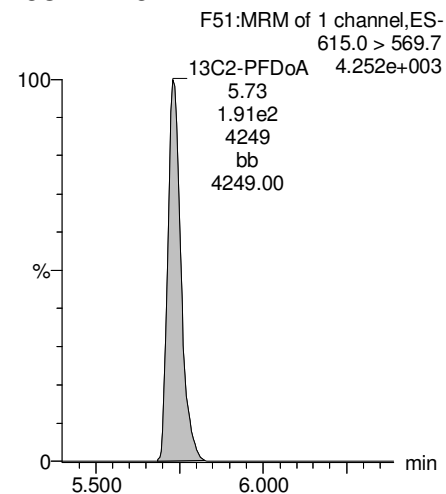
TCDA



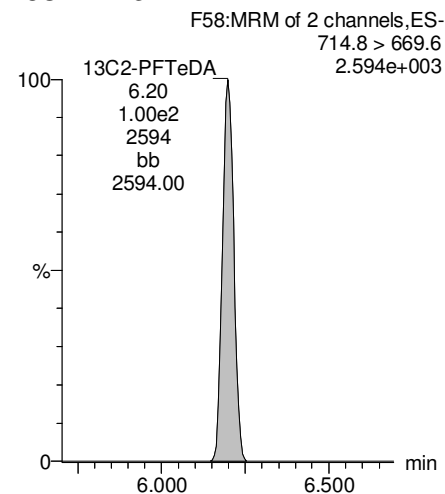
13C5-PFHxA



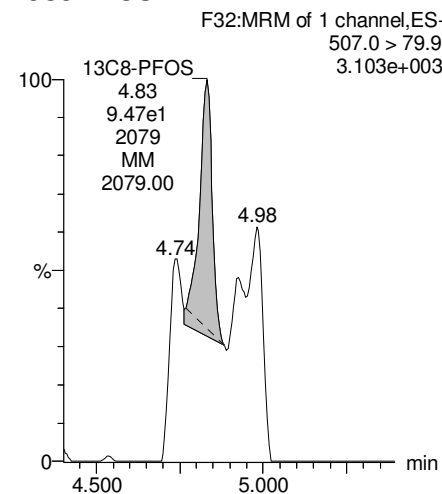
13C2-PFDoA



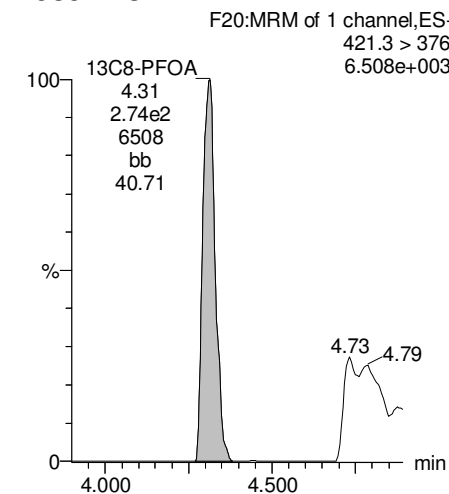
13C2-PFTeDA



13C8-PFOS



13C8-PFOA



Dataset: U:\Q4.PRO\results\180108M2\180108M2-21.qld

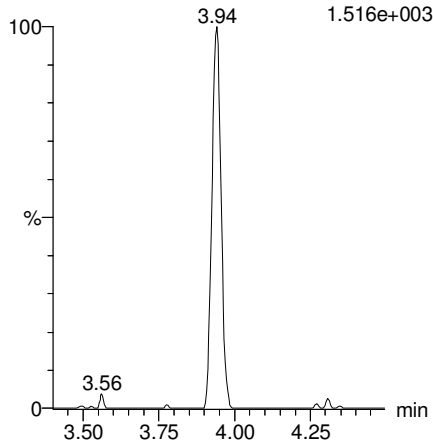
Last Altered: Tuesday, January 09, 2018 14:17:06 Pacific Standard Time

Printed: Tuesday, January 09, 2018 14:19:23 Pacific Standard Time

Name: 180108M2_21, Date: 09-Jan-2018, Time: 04:20:18, ID: 1701828-05RE1@20X IR03-MW116-Y-17D 0.24862, Description: IR03-MW116-Y-17D

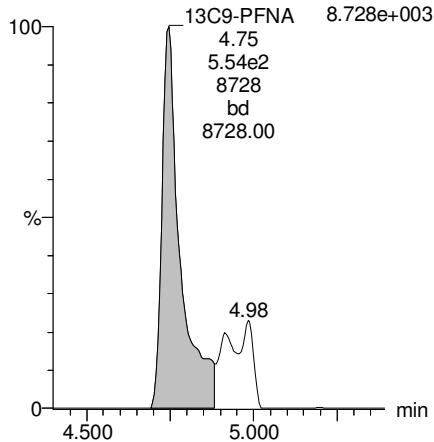
13C3-PFHxS

F16:MRM of 1 channel,ES-
401.9 > 79.9
1.516e+003



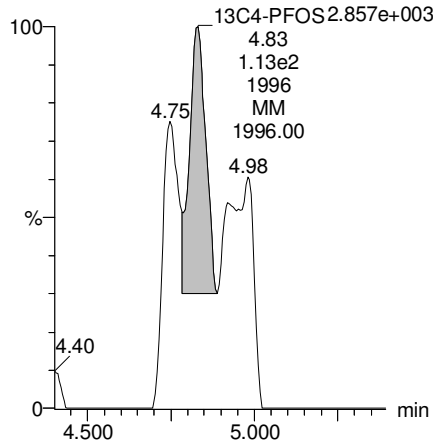
13C9-PFNA

F26:MRM of 1 channel,ES-
472.2 > 426.9
8.728e+003



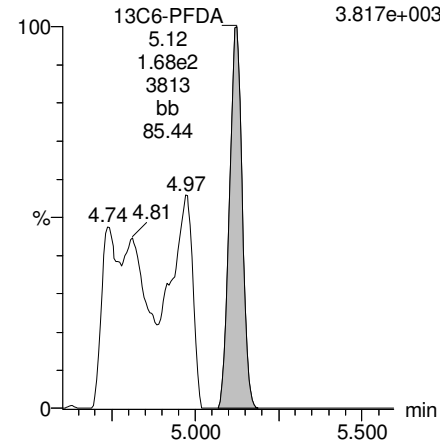
13C4-PFOS

F30:MRM of 1 channel,ES-
503 > 79.9
2.857e+003



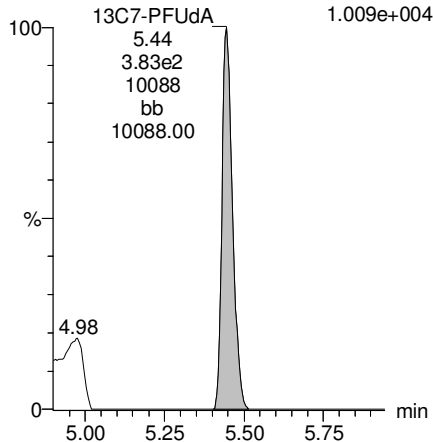
13C6-PFDA

F37:MRM of 1 channel,ES-
519.1 > 473.7
3.817e+003



13C7-PFUDA

F45:MRM of 1 channel,ES-
570.1 > 524.8
1.009e+004



Dataset: U:\Q4.PRO\results\180108M2\180108M2-17.qld

Last Altered: Tuesday, January 09, 2018 12:49:02 Pacific Standard Time

*See dilution.

Printed: Tuesday, January 09, 2018 12:50:19 Pacific Standard Time

Method: U:\Q4.PRO\MethDB\PFAS_FULL_80C_010818.mdb 09 Jan 2018 10:39:49

Calibration: U:\Q4.PRO\CurveDB\C18_VAL-PFAS_Q4_01-08-18_FULL-M2.cdb 09 Jan 2018 11:01:39

Name: 180108M2_17, Date: 09-Jan-2018, Time: 03:35:35, ID: 1701828-06RE1 IR03-MW116P-Y-17D 0.25902, Description: IR03-MW116P-Y-17D

	#	Name	Trace	Area	IS Area	Wt./Vol.	RRF	Pred.RT	RT	y Axis Resp.	Conc.	%Rec
1	3	PFBS	299.0 > 79.7	4.18e4	6.97e2	0.259		2.66	2.66	749	1912.4788 E	
2	4	PFHxA	313.2 > 268.9	5.66e5	1.61e3	0.259		3.15	3.15	1760	3804.8915 E	
3	5	PFHpA	363.0 > 318.9	8.79e4	4.48e3	0.259		3.78	3.78	245	719.6302	
4	6	L-PFHxS	398.9 > 79.6	9.87e4	5.85e2	0.259		3.94	3.93	2110	4346.8292 E	
5	9	L-PFOA	413 > 368.7	9.30e5	5.81e3	0.259		4.31	4.30	2000	*	
6	12	PFNA	463.0 > 418.8	3.23e2	6.17e3	0.259		4.81	4.74	0.656	1.8418	
7	14	L-PFOS	499 > 79.9	4.73e4	1.80e3	0.259		4.83	4.68	328	1040.0473 E	
8	16	PFDA	513 > 468.8		4.52e3	0.259		5.18				
9	18	N-MeFOSAA	570.1 > 419		1.85e3	0.259		5.32				
10	19	N-EtFOSAA	584.2 > 419		2.18e3	0.259		5.48				
11	20	PFUdA	563.0 > 518.9		6.00e3	0.259		5.50				
12	22	PFDoA	612.9 > 569.0		4.79e3	0.259		5.77				

Dataset: U:\Q4.PRO\results\180108M2\180108M2-17.qld

Last Altered: Tuesday, January 09, 2018 12:49:02 Pacific Standard Time

Printed: Tuesday, January 09, 2018 12:50:56 Pacific Standard Time

Method: U:\Q4.PRO\MethDB\PFAS_FULL_80C_010818.mdb 09 Jan 2018 10:39:49

Calibration: U:\Q4.PRO\CurveDB\C18_VAL-PFAS_Q4_01-08-18_FULL-M2.cdb 09 Jan 2018 11:01:39

Name: 180108M2_17, Date: 09-Jan-2018, Time: 03:35:35, ID: 1701828-06RE1 IR03-MW116P-Y-17D 0.25902, Description: IR03-MW116P-Y-17D

#	Name	Trace	Area	IS Area	Wt./Vol.	RRF	Pred.RT	RT	y Axis Resp.	Conc.	%Rec	
1	24	PFTrDA	662.9 > 618.9	4.79e3	0.259		6.00					
2	25	PFTeDA	712.9 > 668.8	2.46e3	0.259		6.22					
3	33	13C3-PFBS	302. > 98.8	6.97e2	5.69e3	0.259	0.116	2.77	2.65	1.53	50.8345	105.3
4	34	13C2-PFHxA	315 > 269.8	1.61e3	5.69e3	0.259	0.655	3.15	3.15	3.54	20.8458	108.0
5	35	13C4-PFHpA	367.2 > 321.8	4.48e3	5.69e3	0.259	0.722	3.78	3.78	9.85	52.6558	109.1
6	36	18O2-PFHxS	403.0 > 102.6	5.85e2	1.60e3	0.259	0.348	3.94	3.93	4.58	50.7231	105.1
7	37	13C2-6:2 FTS	429.1 > 408.9	1.65e3	5.29e3	0.259	0.222	4.25	4.25	3.91	68.0526	141.0
8	38	13C2-PFOA	414.9 > 369.7	5.81e3	5.29e3	0.259	1.023	4.31	4.30	13.7	51.7778	107.3
9	39	13C5-PFNA	468.2 > 422.9	6.17e3	6.95e3	0.259	0.916	4.81	4.74	11.1	46.7720	96.9
10	40	13C8-PFOSA	506.1 > 77.7	1.23e3	6.80e3	0.259	0.210	4.87	4.80	2.26	41.4526	85.9
11	41	13C8-PFOS	507.0 > 79.9	1.80e3	1.68e3	0.259	1.035	4.89	4.83	13.4	49.9643	103.5
12	42	13C2-PFDA	515.1 > 469.9	4.52e3	4.63e3	0.259	1.142	5.18	5.12	12.2	41.2535	85.5
13	43	13C2-8:2 FTS	529.1 > 508.7	7.35e2	5.69e3	0.259	0.157	5.15	5.09	1.62	39.8377	82.6
14	44	d3-N-MeFOSAA	573.3 > 419	1.85e3	6.80e3	0.259	0.299	5.32	5.27	3.40	43.9694	91.1
15	45	d5-N-EtFOSAA	589.3 > 419	2.18e3	6.80e3	0.259	0.369	5.47	5.43	4.00	41.8545	86.7
16	46	13C2-PFUdA	565 > 519.8	6.00e3	6.80e3	0.259	1.012	5.49	5.44	11.0	42.0979	87.2
17	47	13C2-PFDoA	615.0 > 569.7	4.79e3	6.80e3	0.259	0.647	5.77	5.73	8.80	52.5226	108.8
18	49	13C2-PFTeDA	714.8 > 669.6	2.46e3	6.80e3	0.259	0.294	6.22	6.19	4.52	59.3957	123.1
19	55	13C5-PFHxA	318 > 272.9	5.69e3	5.69e3	0.259	1.000	3.15	3.15	12.5	48.2588	100.0
20	56	13C3-PFHxS	401.9 > 79.9	1.60e3	1.60e3	0.259	1.000	4.02	3.93	12.5	48.2588	100.0
21	57	13C8-PFOA	421.3 > 376	5.29e3	5.29e3	0.259	1.000	4.38	4.30	12.5	48.2588	100.0
22	58	13C9-PFNA	472.2 > 426.9	6.95e3	6.95e3	0.259	1.000	4.81	4.75	12.5	48.2588	100.0
23	59	13C4-PFOS	503 > 79.9	1.68e3	1.68e3	0.259	1.000	4.89	4.83	12.5	48.2588	100.0
24	60	13C6-PFDA	519.1 > 473.7	4.63e3	4.63e3	0.259	1.000	5.18	5.12	12.5	48.2588	100.0
25	61	13C7-PFUdA	570.1 > 524.8	6.80e3	6.80e3	0.259	1.000	5.49	5.44	12.5	48.2588	100.0
26	62	Total PFHxS	398.9 > 79.6	9.87e4	5.85e2	0.259		4.14		2110	4346.8292	
27	63	Total PFOA	413 > 368.7	1.19e6	5.81e3	0.259		4.51		0.000		
28	64	Total PFOS	499 > 79.9	4.73e4	1.80e3	0.259		5.02		328	1040.0473	
29	65	Total N-MeFOSAA	570.1 > 419	0.00e0	1.85e3	0.259		5.45		0.000		
30	66	Total N-EtFOSAA	584.2 > 419	0.00e0	2.18e3	0.259		5.61		0.000		

Dataset: U:\Q4.PRO\results\180108M2\180108M2-17.qld

Last Altered: Tuesday, January 09, 2018 12:49:02 Pacific Standard Time

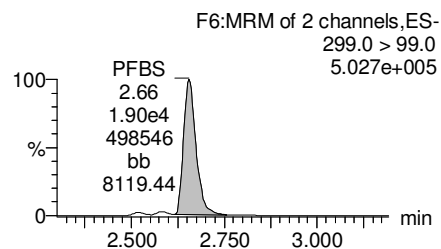
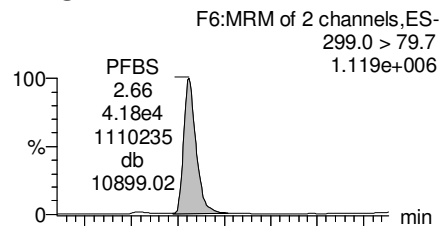
Printed: Tuesday, January 09, 2018 12:50:56 Pacific Standard Time

Method: U:\Q4.PRO\MethDB\PFAS_FULL_80C_010818.mdb 09 Jan 2018 10:39:49

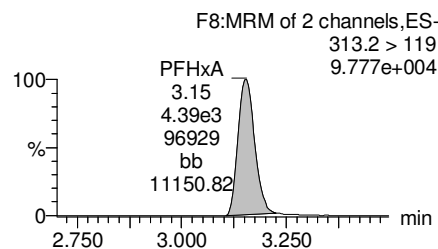
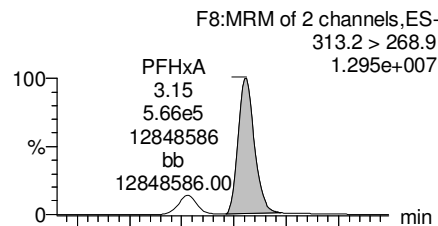
Calibration: U:\Q4.PRO\CurveDB\C18_VAL-PFAS_Q4_01-08-18_FULL-M2.cdb 09 Jan 2018 11:01:39

Name: 180108M2_17, Date: 09-Jan-2018, Time: 03:35:35, ID: 1701828-06RE1 IR03-MW116P-Y-17D 0.25902, Description: IR03-MW116P-Y-17D

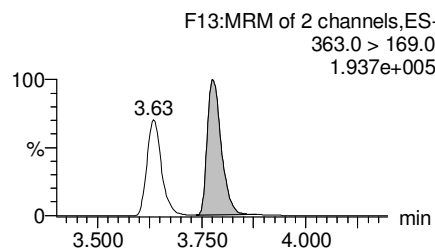
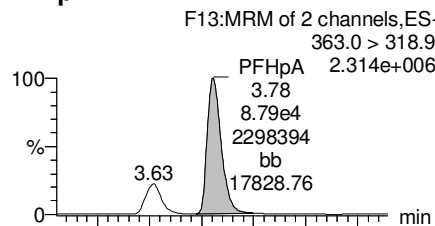
PFBS



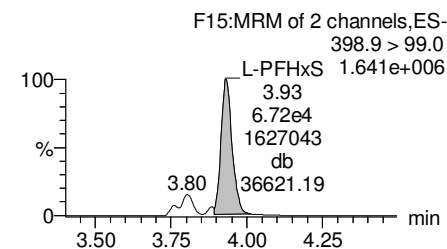
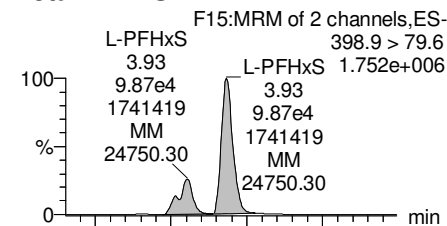
PFHxA



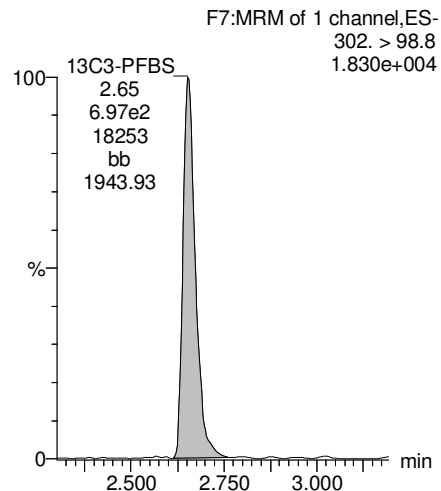
PFHpA



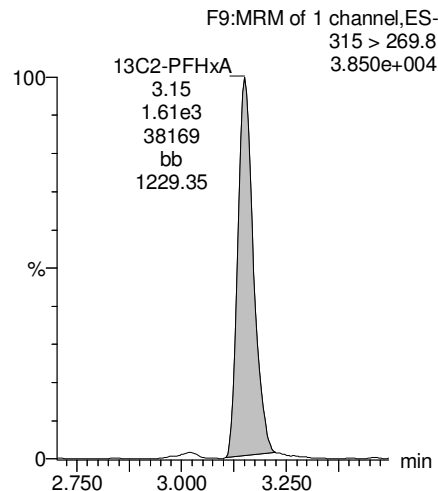
Total PFHxS



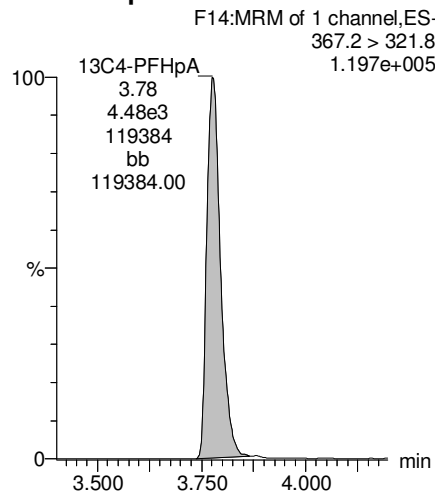
13C3-PFBS



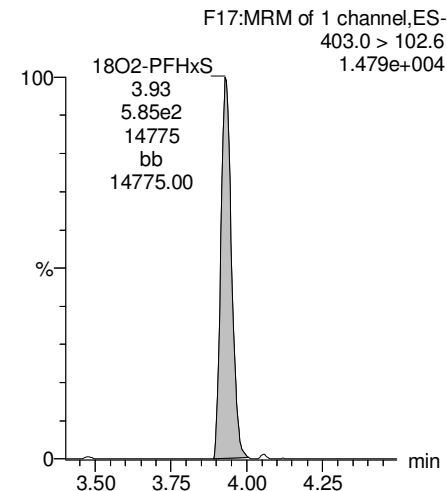
13C2-PFHxA



13C4-PFHpA



18O2-PFHxS



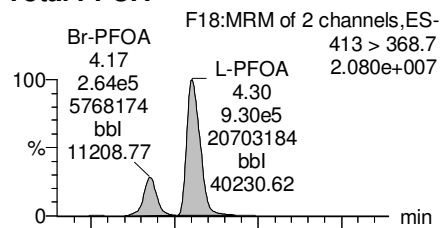
Dataset: U:\Q4.PRO\results\180108M2\180108M2-17.qld

Last Altered: Tuesday, January 09, 2018 12:49:02 Pacific Standard Time

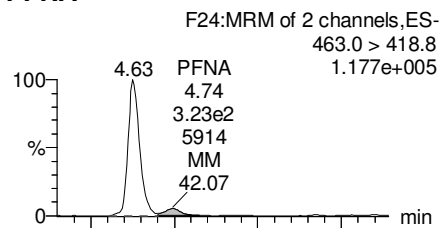
Printed: Tuesday, January 09, 2018 12:50:56 Pacific Standard Time

Name: 180108M2_17, Date: 09-Jan-2018, Time: 03:35:35, ID: 1701828-06RE1 IR03-MW116P-Y-17D 0.25902, Description: IR03-MW116P-Y-17D

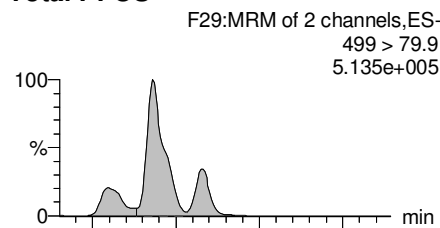
Total PFOA



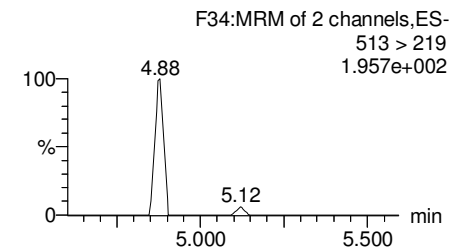
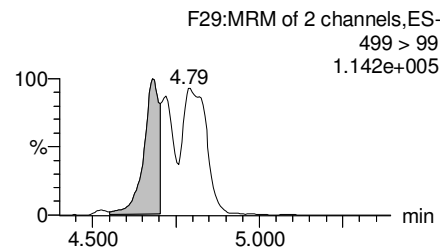
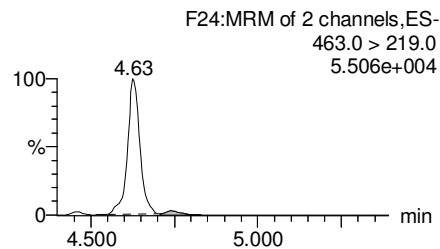
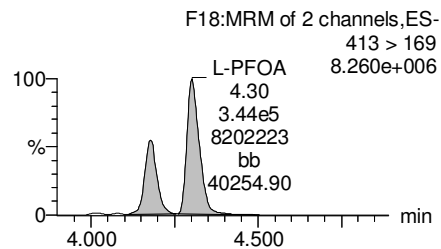
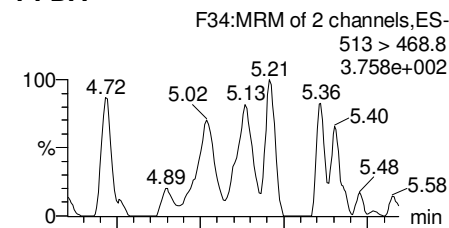
PFNA



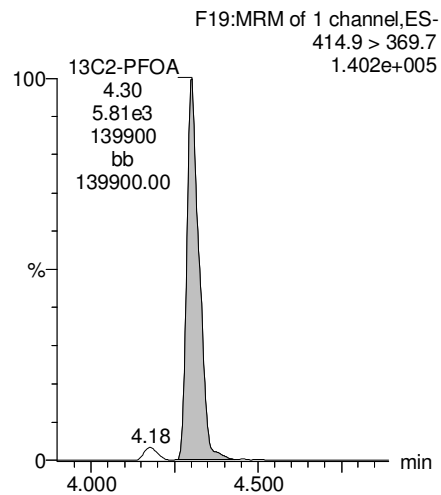
Total PFOS



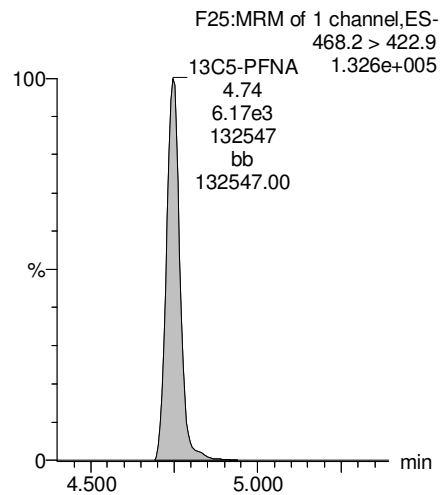
PFDA



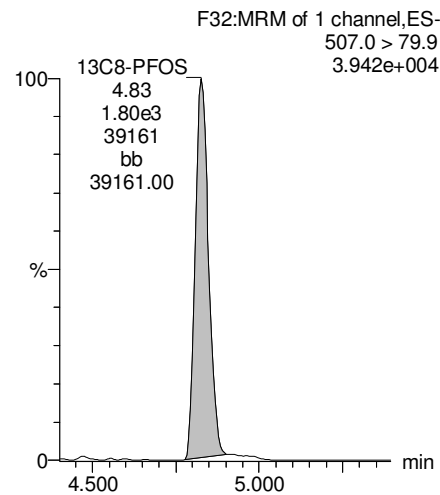
13C2-PFOA



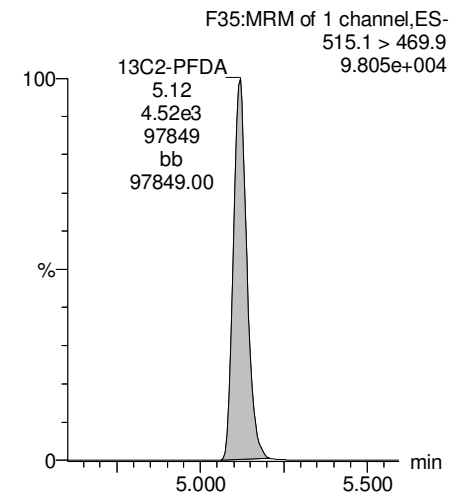
13C5-PFNA



13C8-PFOS



13C2-PFDA



Dataset: U:\Q4.PRO\results\180108M2\180108M2-17.qld

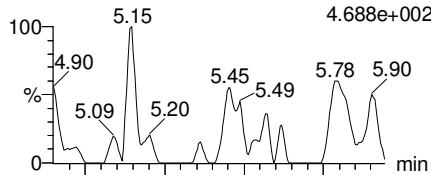
Last Altered: Tuesday, January 09, 2018 12:49:02 Pacific Standard Time

Printed: Tuesday, January 09, 2018 12:50:56 Pacific Standard Time

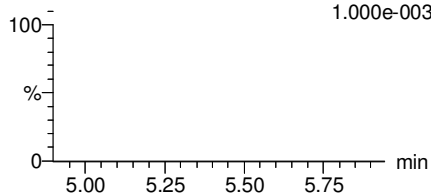
Name: 180108M2_17, Date: 09-Jan-2018, Time: 03:35:35, ID: 1701828-06RE1 IR03-MW116P-Y-17D 0.25902, Description: IR03-MW116P-Y-17D

PFUdA

F42:MRM of 2 channels,ES-
563.0 > 518.9
4.688e+002

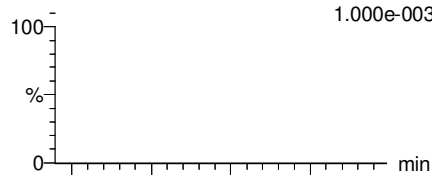


F42:MRM of 2 channels,ES-
563.0 > 269
1.000e-003

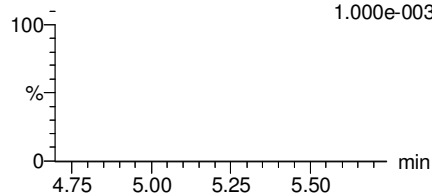


N-MeFOSAA

F44:MRM of 2 channels,ES-
570.1 > 419
1.000e-003

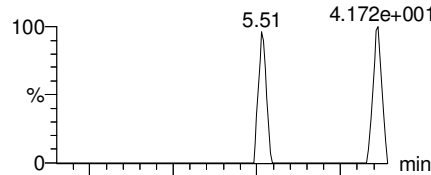


F44:MRM of 2 channels,ES-
570.1 > 483.0
1.000e-003

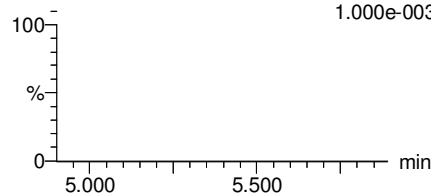


N-EtFOSAA

F47:MRM of 2 channels,ES-
584.2 > 419
4.172e+001

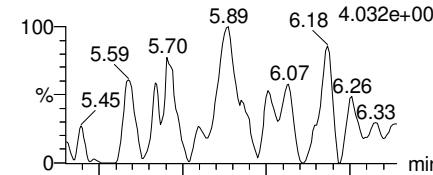


F47:MRM of 2 channels,ES-
584.2 > 483.0
1.000e-003

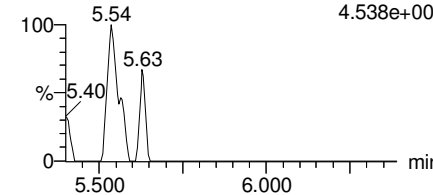


PFDaA

F50:MRM of 2 channels,ES-
612.9 > 569.0
4.032e+002

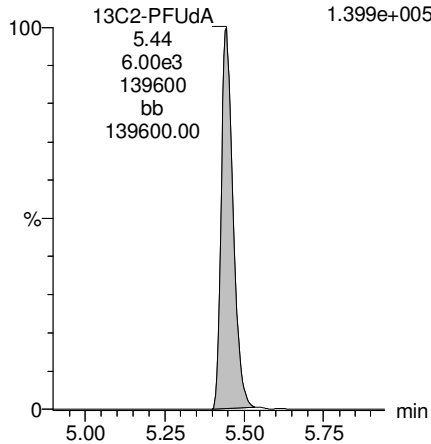


F50:MRM of 2 channels,ES-
612.9 > 318.8
4.538e+001



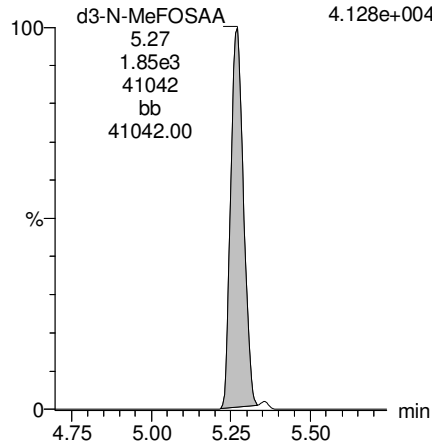
13C2-PFUdA

F43:MRM of 1 channel,ES-
565 > 519.8
1.399e+005



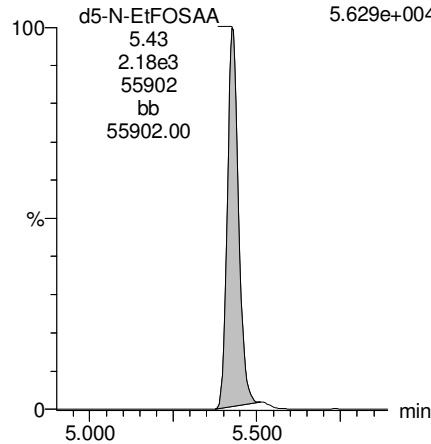
d3-N-MeFOSAA

F46:MRM of 1 channel,ES-
573.3 > 419
4.128e+004



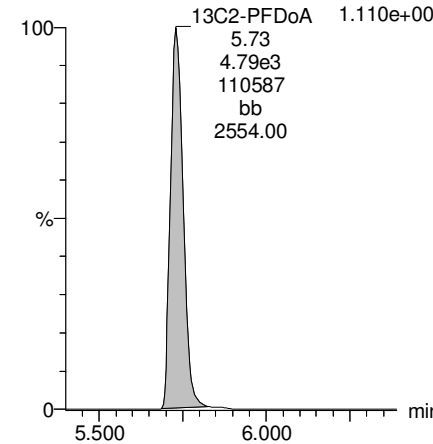
d5-N-EtFOSAA

F48:MRM of 1 channel,ES-
589.3 > 419
5.629e+004



13C2-PFDaA

F51:MRM of 1 channel,ES-
615.0 > 569.7
1.110e+005



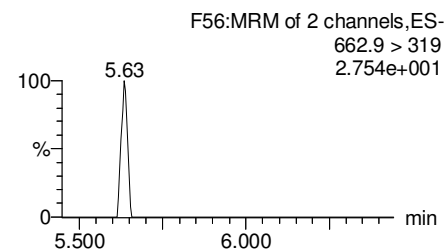
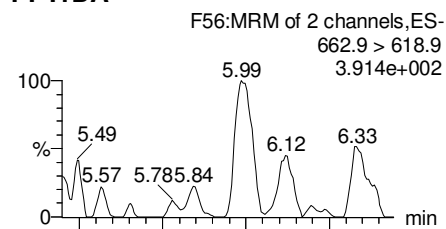
Dataset: U:\Q4.PRO\results\180108M2\180108M2-17.qld

Last Altered: Tuesday, January 09, 2018 12:49:02 Pacific Standard Time

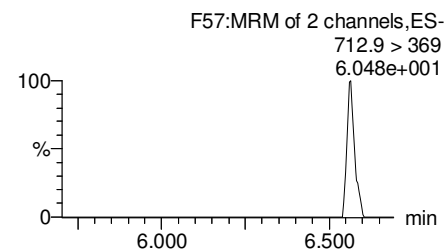
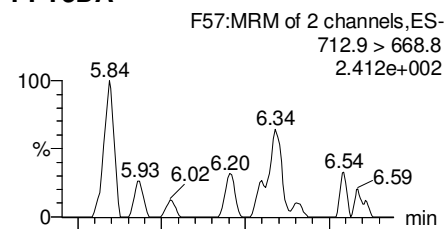
Printed: Tuesday, January 09, 2018 12:50:56 Pacific Standard Time

Name: 180108M2_17, Date: 09-Jan-2018, Time: 03:35:35, ID: 1701828-06RE1 IR03-MW116P-Y-17D 0.25902, Description: IR03-MW116P-Y-17D

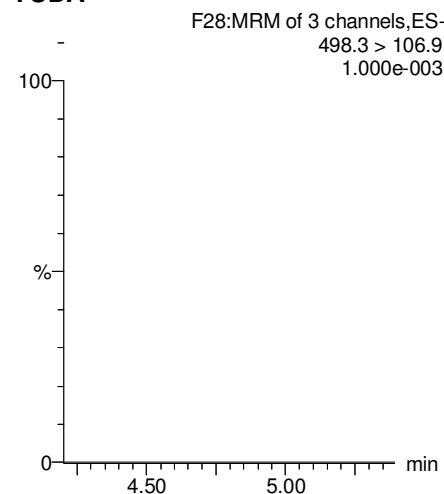
PFTrDA



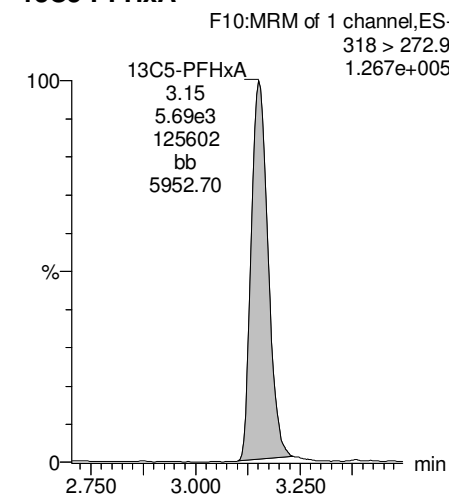
PFTeDA



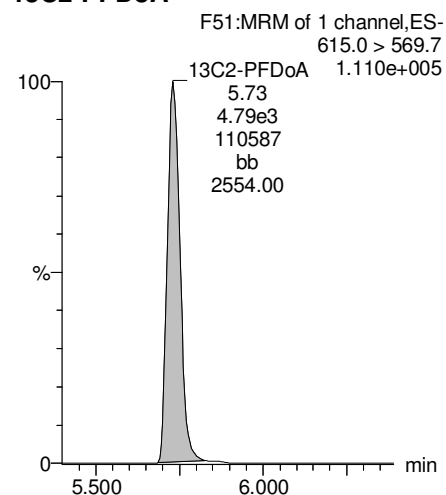
TCDA



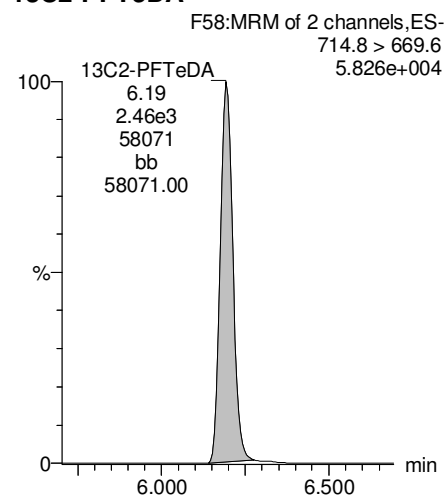
13C5-PFHxA



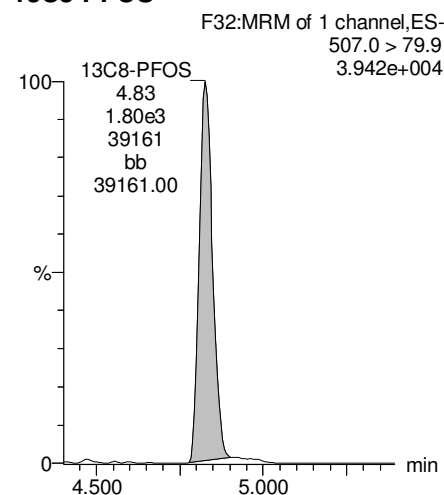
13C2-PFDoA



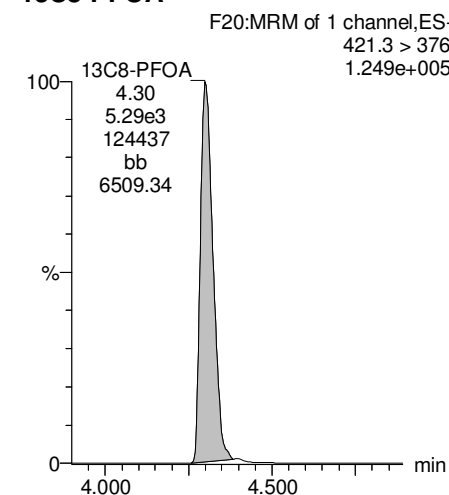
13C2-PFTeDA



13C8-PFOS



13C8-PFOA



Dataset: U:\Q4.PRO\results\180108M2\180108M2-17.qld

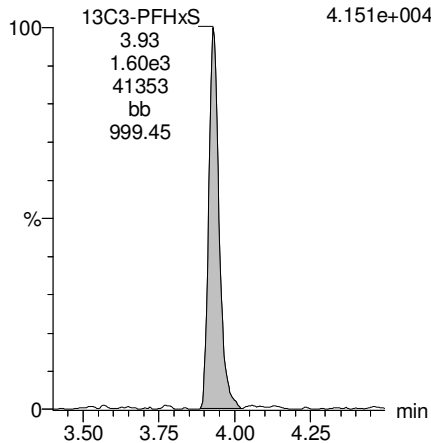
Last Altered: Tuesday, January 09, 2018 12:49:02 Pacific Standard Time

Printed: Tuesday, January 09, 2018 12:50:56 Pacific Standard Time

Name: 180108M2_17, Date: 09-Jan-2018, Time: 03:35:35, ID: 1701828-06RE1 IR03-MW116P-Y-17D 0.25902, Description: IR03-MW116P-Y-17D

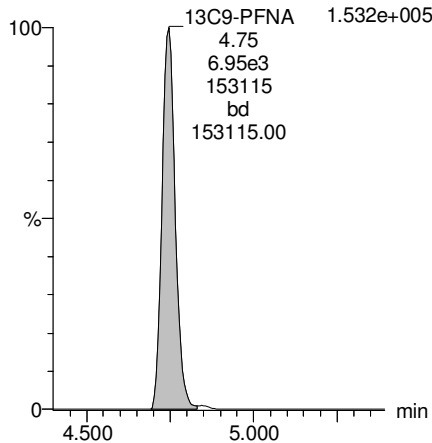
13C3-PFHxS

F16:MRM of 1 channel,ES-
401.9 > 79.9
4.151e+004



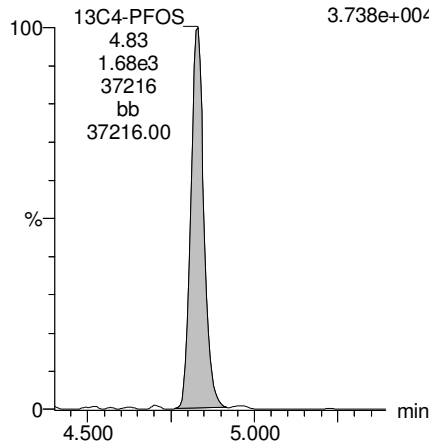
13C9-PFNA

F26:MRM of 1 channel,ES-
472.2 > 426.9
1.532e+005



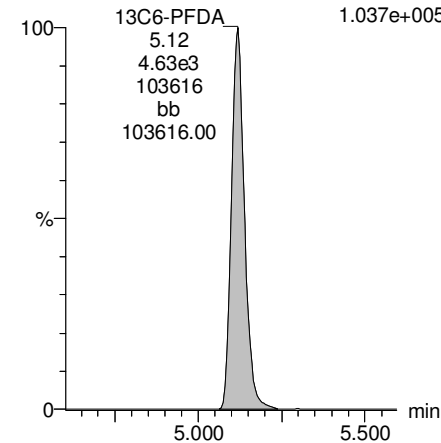
13C4-PFOS

F30:MRM of 1 channel,ES-
503 > 79.9
3.738e+004



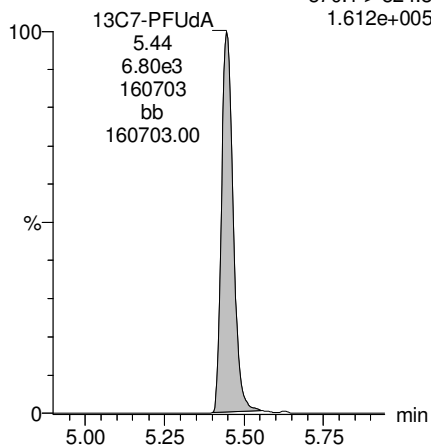
13C6-PFDA

F37:MRM of 1 channel,ES-
519.1 > 473.7
1.037e+005



13C7-PFudA

F45:MRM of 1 channel,ES-
570.1 > 524.8
1.612e+005



Dataset: U:\Q4.PRO\results\180108M2\180108M2-22.qld

Last Altered: Tuesday, January 09, 2018 13:27:21 Pacific Standard Time

Printed: Tuesday, January 09, 2018 13:27:59 Pacific Standard Time

Method: U:\Q4.PRO\MethDB\PFAS_FULL_80C_010818.mdb 09 Jan 2018 10:39:49

Calibration: U:\Q4.PRO\CurveDB\C18_VAL-PFAS_Q4_01-08-18_FULL-M2.cdb 09 Jan 2018 11:01:39

Name: 180108M2_22, Date: 09-Jan-2018, Time: 04:31:29, ID: 1701828-06RE1@20X IR03-MW116P-Y-17D 0.25902, Description: IR03-MW116P-Y-17D

	# Name	Trace	Area	IS Area	Wt./Vol.	RRF	Pred.RT	RT	y Axis Resp.	Conc.	%Rec
1	3 PFBS	299.0 > 79.7	1.60e3	3.23e1	0.259		2.66	2.66	0.618	1.2736	
2	4 PFHxA	313.2 > 268.9	2.74e4	7.45e1	0.259		3.15	3.16	1.84	3.7991	
3	6 L-PFHxS	398.9 > 79.6	4.67e3	2.70e1	0.259		3.94	3.94	2.16	4.5466	
4	9 L-PFOA	413 > 368.7	5.78e4	2.67e2	0.259		4.31	4.31	2.71	9.5577	
5	14 L-PFOS	499 > 79.9	1.95e3	8.81e1	0.259		4.83	4.68	0.277	1.0314	
6	33 13C3-PFBS	302. > 98.8	3.23e1	2.81e2	0.259	0.116	2.77	2.65	0.00144	0.0478	99.0
7	34 13C2-PFHxA	315 > 269.8	7.45e1	2.81e2	0.259	0.655	3.15	3.15	0.00332	0.0196	101.3
8	35 13C4-PFHpA	367.2 > 321.8	1.61e2	2.81e2	0.259	0.722	3.78	3.78	0.00719	0.0385	79.7
9	36 18O2-PFHxS	403.0 > 102.6	2.70e1	5.88e1	0.259	0.348	3.94	3.94	0.00573	0.0635	131.6
10	37 13C2-6:2 FTS	429.1 > 408.9		2.36e2	0.259	0.222	4.25				
11	38 13C2-PFOA	414.9 > 369.7	2.67e2	2.36e2	0.259	1.023	4.31	4.30	0.0141	0.0534	110.7
12	39 13C5-PFNA	468.2 > 422.9	2.52e2	2.71e2	0.259	0.916	4.81	4.74	0.0116	0.0489	101.4
13	40 13C8-PFOSA	506.1 > 77.7		2.91e2	0.259	0.210	4.87				
14	41 13C8-PFOS	507.0 > 79.9	8.81e1	9.00e1	0.259	1.035	4.89	4.83	0.0122	0.0456	94.5
15	54 13C4-PFBA	217. > 171.8	2.13e2	2.13e2	0.259	1.000	1.38	1.39	0.0125	0.0483	100.0
16	55 13C5-PFHxA	318 > 272.9	2.81e2	2.81e2	0.259	1.000	3.15	3.16	0.0125	0.0483	100.0
17	56 13C3-PFHxS	401.9 > 79.9	5.88e1	5.88e1	0.259	1.000	4.02	3.93	0.0125	0.0483	100.0
18	57 13C8-PFOA	421.3 > 376	2.36e2	2.36e2	0.259	1.000	4.38	4.30	0.0125	0.0483	100.0
19	58 13C9-PFNA	472.2 > 426.9	2.71e2	2.71e2	0.259	1.000	4.81	4.74	0.0125	0.0483	100.0
20	59 13C4-PFOS	503 > 79.9	9.00e1	9.00e1	0.259	1.000	4.89	4.83	0.0125	0.0483	100.0
21	60 13C6-PFDA	519.1 > 473.7	1.72e2	1.72e2	0.259	1.000	5.18	5.12	0.0125	0.0483	100.0
22	61 13C7-PFUdA	570.1 > 524.8	2.91e2	2.91e2	0.259	1.000	5.49	5.44	0.0125	0.0483	100.0
23	62 Total PFHxS	398.9 > 79.6	4.67e3	2.70e1	0.259		4.14		2.16	4.5466	
24	63 Total PFOA	413 > 368.7	6.93e4	2.67e2	0.259		4.51		3.24	11.5461	
25	64 Total PFOS	499 > 79.9	1.95e3	8.81e1	0.259		5.02		0.277	1.0314	

Dataset: U:\Q4.PRO\results\180108M2\180108M2-22.qld

Last Altered: Tuesday, January 09, 2018 13:27:21 Pacific Standard Time

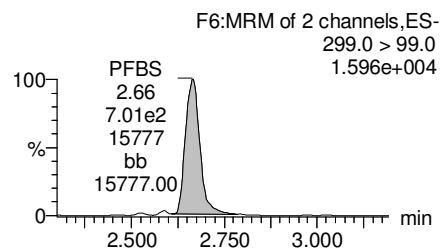
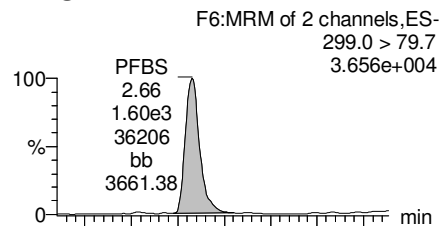
Printed: Tuesday, January 09, 2018 13:27:59 Pacific Standard Time

Method: U:\Q4.PRO\MethDB\PFAS_FULL_80C_010818.mdb 09 Jan 2018 10:39:49

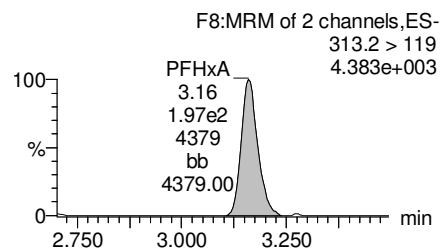
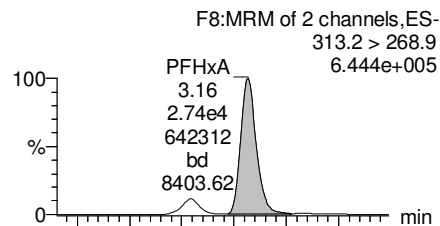
Calibration: U:\Q4.PRO\CurveDB\C18_VAL-PFAS_Q4_01-08-18_FULL-M2.cdb 09 Jan 2018 11:01:39

Name: 180108M2_22, Date: 09-Jan-2018, Time: 04:31:29, ID: 1701828-06RE1@20X IR03-MW116P-Y-17D 0.25902, Description: IR03-MW116P-Y-17D

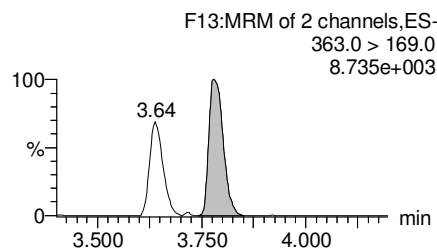
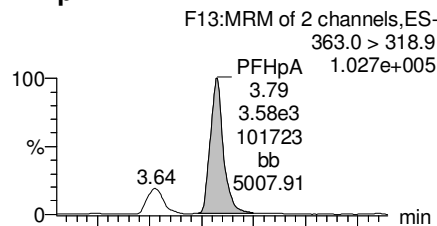
PFBS



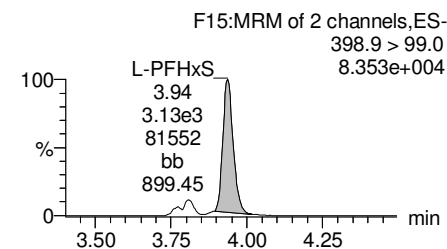
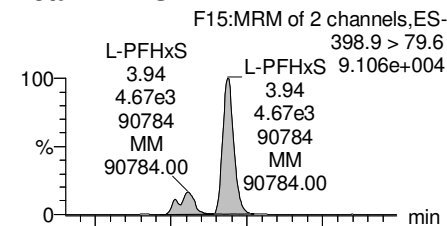
PFHxA



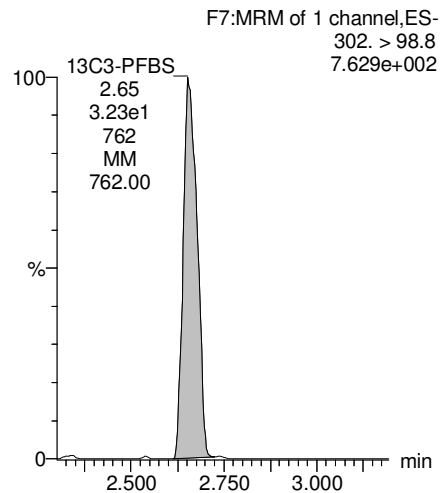
PFHpA



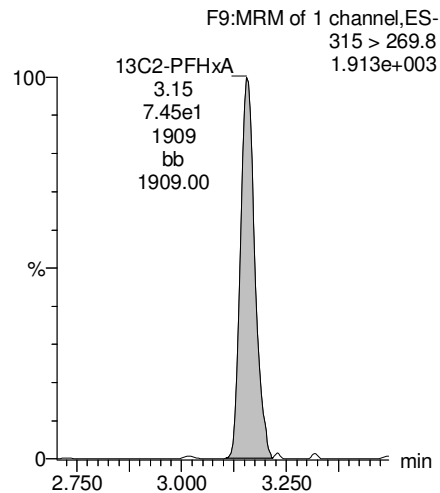
Total PFHxS



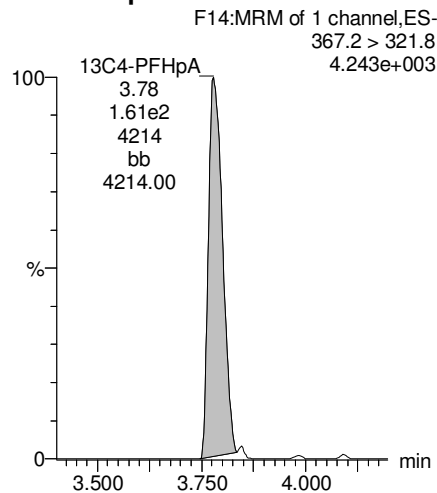
13C3-PFBS



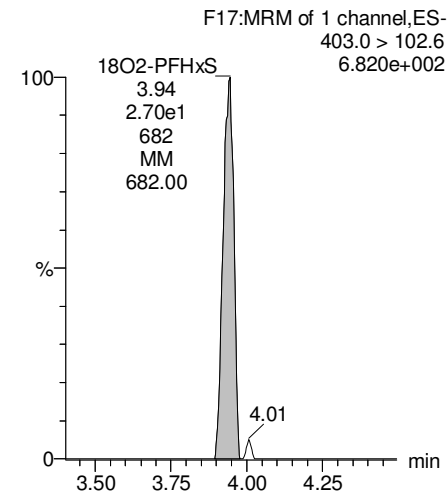
13C2-PFHxA



13C4-PFHpA



18O2-PFHxS



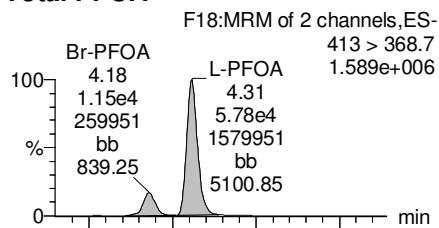
Dataset: U:\Q4.PRO\results\180108M2\180108M2-22.qld

Last Altered: Tuesday, January 09, 2018 13:27:21 Pacific Standard Time

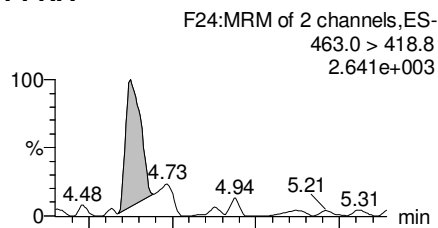
Printed: Tuesday, January 09, 2018 13:27:59 Pacific Standard Time

Name: 180108M2_22, Date: 09-Jan-2018, Time: 04:31:29, ID: 1701828-06RE1@20X IR03-MW116P-Y-17D 0.25902, Description: IR03-MW116P-Y-17D

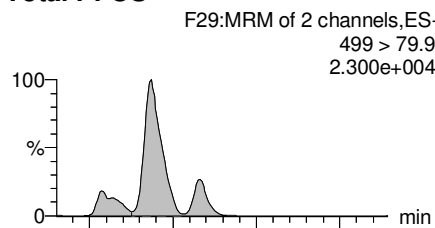
Total PFOA



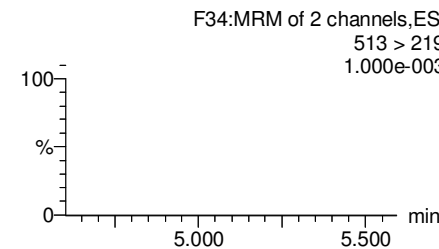
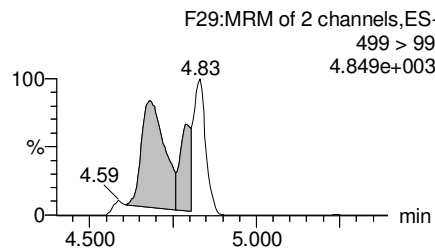
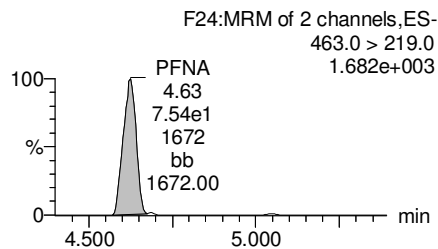
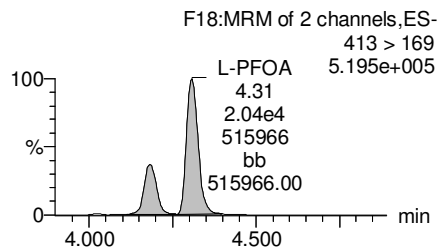
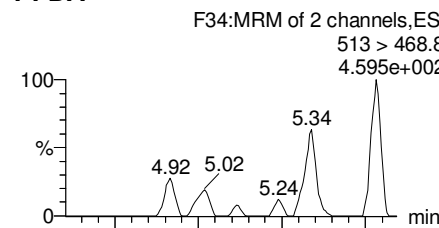
PFNA



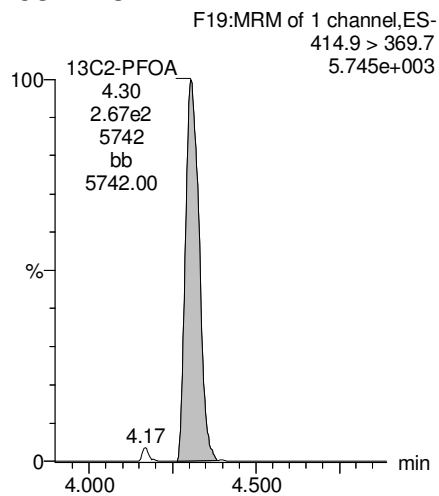
Total PFOS



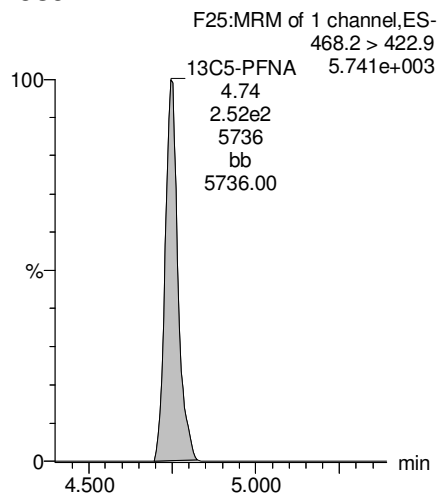
PFDA



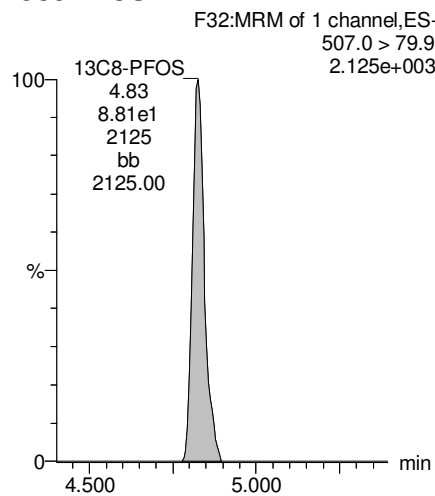
13C2-PFOA



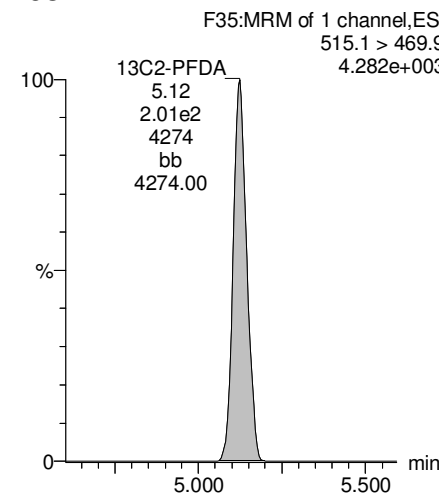
13C5-PFNA



13C8-PFOS



13C2-PFDA



Dataset: U:\Q4.PRO\results\180108M2\180108M2-22.qld

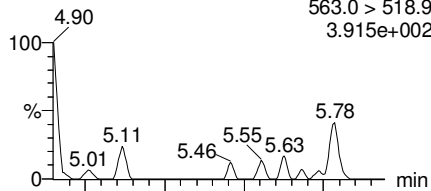
Last Altered: Tuesday, January 09, 2018 13:27:21 Pacific Standard Time

Printed: Tuesday, January 09, 2018 13:27:59 Pacific Standard Time

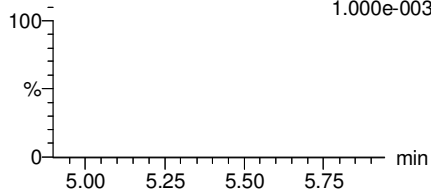
Name: 180108M2_22, Date: 09-Jan-2018, Time: 04:31:29, ID: 1701828-06RE1@20X IR03-MW116P-Y-17D 0.25902, Description: IR03-MW116P-Y-17D

PFUdA

F42:MRM of 2 channels,ES-
563.0 > 518.9
3.915e+002

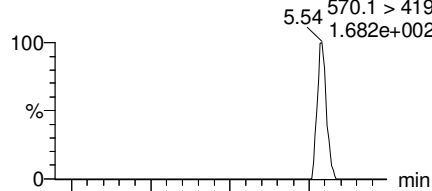


F42:MRM of 2 channels,ES-
563.0 > 269
1.000e-003

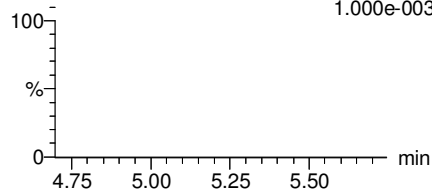


N-MeFOSAA

F44:MRM of 2 channels,ES-
570.1 > 419
1.682e+002

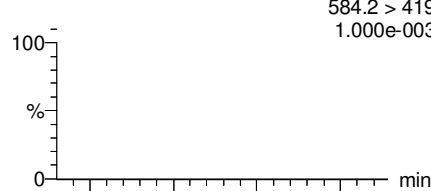


F44:MRM of 2 channels,ES-
570.1 > 483.0
1.000e-003

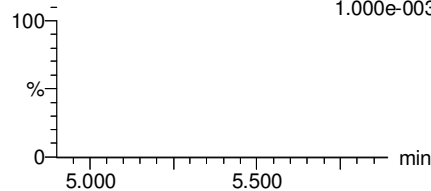


N-EtFOSAA

F47:MRM of 2 channels,ES-
584.2 > 419
1.000e-003

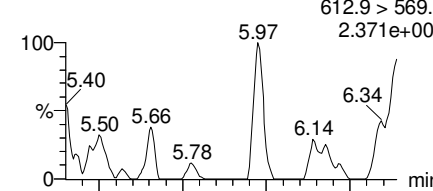


F47:MRM of 2 channels,ES-
584.2 > 483.0
1.000e-003

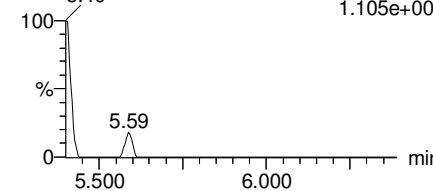


PFDaA

F50:MRM of 2 channels,ES-
612.9 > 569.0
2.371e+002

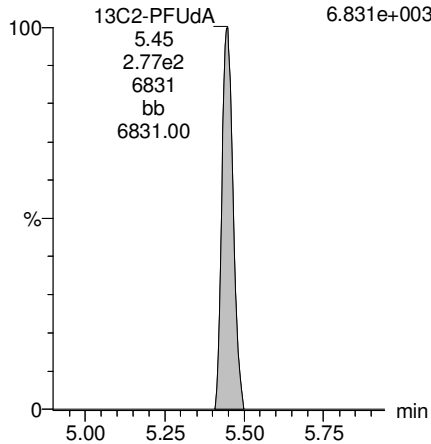


F50:MRM of 2 channels,ES-
612.9 > 318.8
1.105e+002



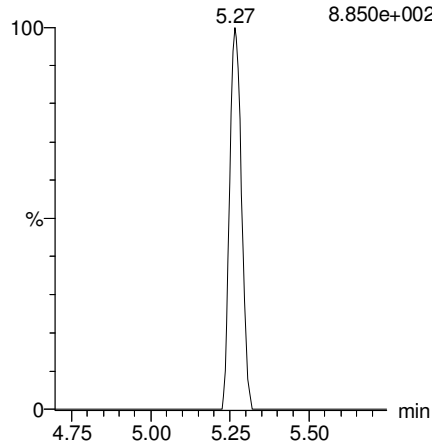
13C2-PFUdA

F43:MRM of 1 channel,ES-
565 > 519.8
6.831e+003



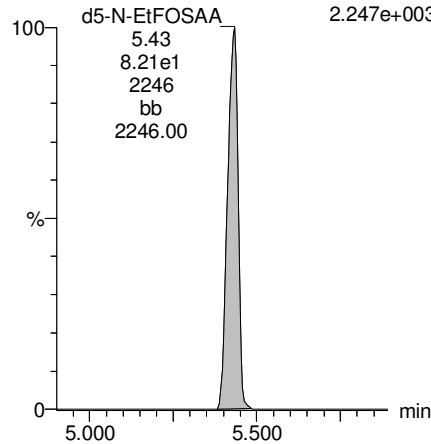
d3-N-MeFOSAA

F46:MRM of 1 channel,ES-
573.3 > 419
8.850e+002



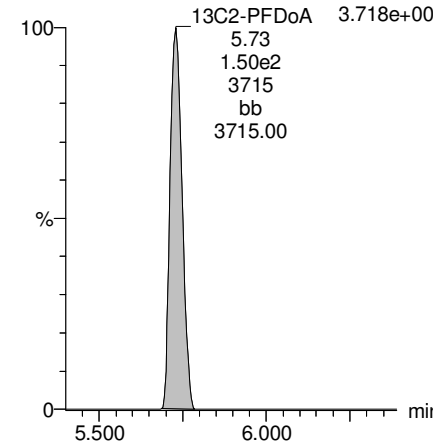
d5-N-EtFOSAA

F48:MRM of 1 channel,ES-
589.3 > 419
2.247e+003



13C2-PFDaA

F51:MRM of 1 channel,ES-
615.0 > 569.7
3.718e+003



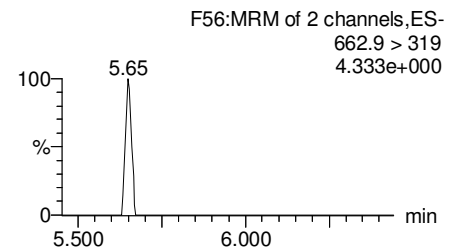
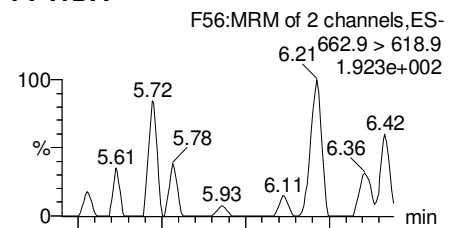
Dataset: U:\Q4.PRO\results\180108M2\180108M2-22.qld

Last Altered: Tuesday, January 09, 2018 13:27:21 Pacific Standard Time

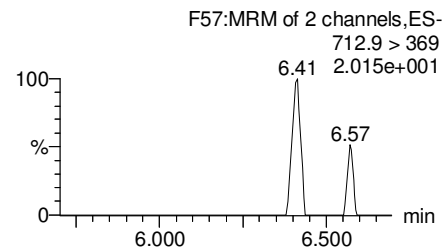
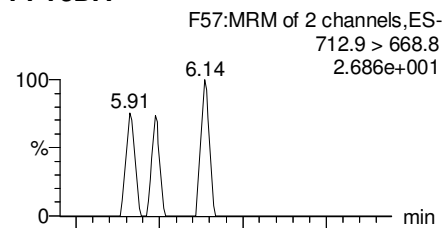
Printed: Tuesday, January 09, 2018 13:27:59 Pacific Standard Time

Name: 180108M2_22, Date: 09-Jan-2018, Time: 04:31:29, ID: 1701828-06RE1@20X IR03-MW116P-Y-17D 0.25902, Description: IR03-MW116P-Y-17D

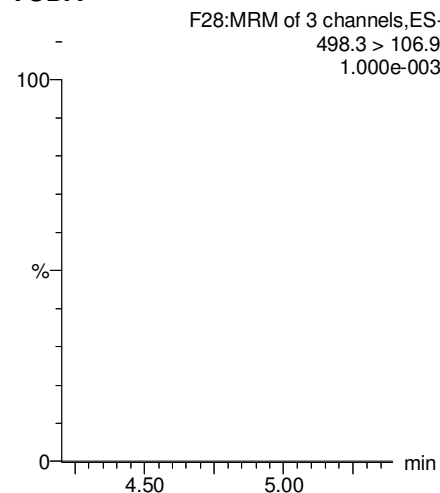
PFTrDA



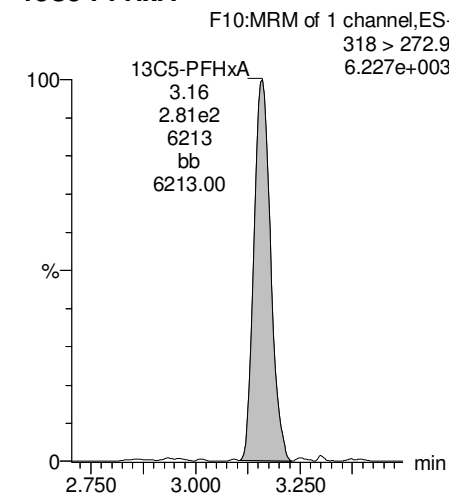
PFTeDA



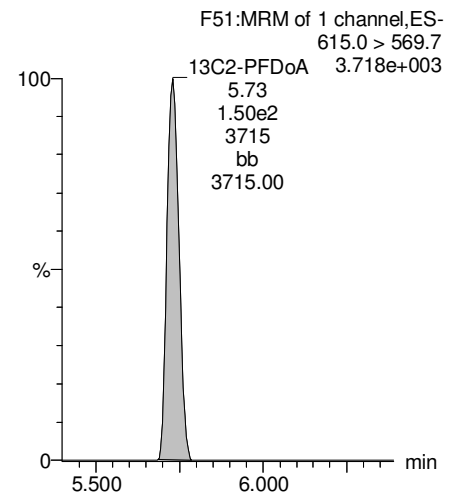
TCDA



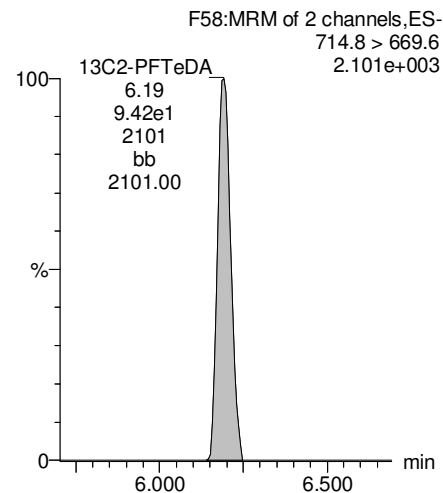
13C5-PFHxA



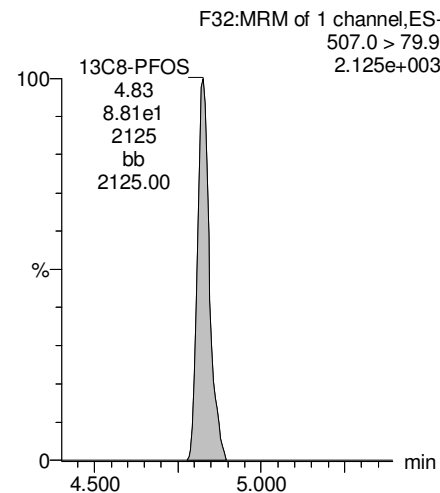
13C2-PFDoA



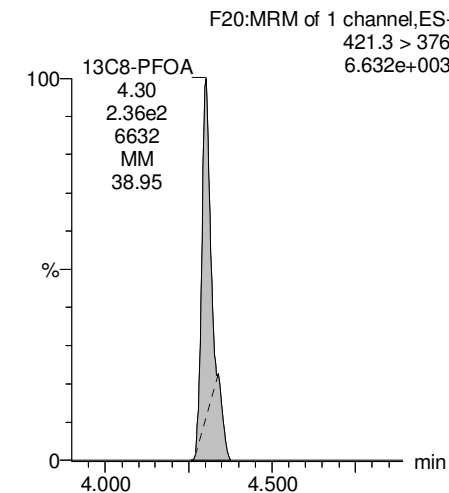
13C2-PFTeDA



13C8-PFOS



13C8-PFOA



Dataset: U:\Q4.PRO\results\180108M2\180108M2-22.qld

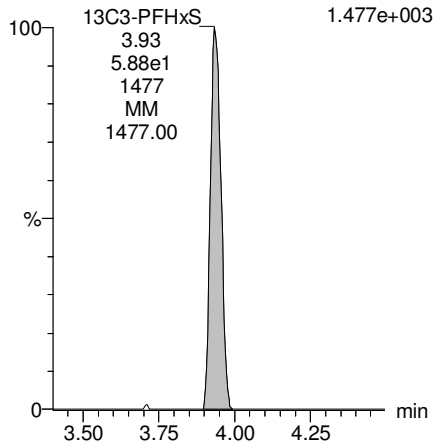
Last Altered: Tuesday, January 09, 2018 13:27:21 Pacific Standard Time

Printed: Tuesday, January 09, 2018 13:27:59 Pacific Standard Time

Name: 180108M2_22, Date: 09-Jan-2018, Time: 04:31:29, ID: 1701828-06RE1@20X IR03-MW116P-Y-17D 0.25902, Description: IR03-MW116P-Y-17D

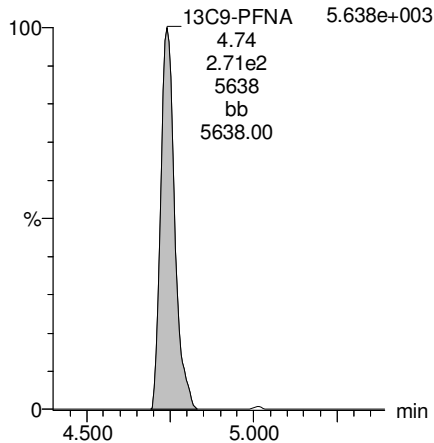
13C3-PFHxS

F16:MRM of 1 channel,ES-
401.9 > 79.9
1.477e+003



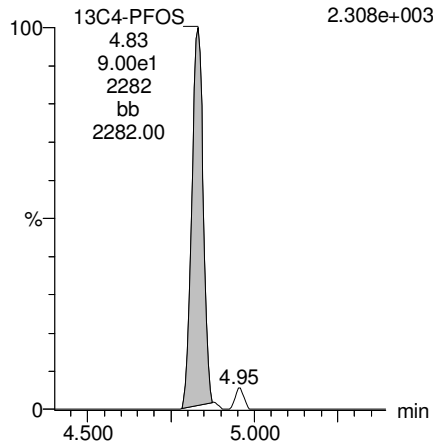
13C9-PFNA

F26:MRM of 1 channel,ES-
472.2 > 426.9
5.638e+003



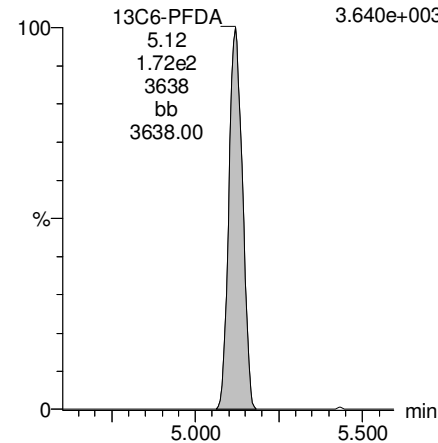
13C4-PFOS

F30:MRM of 1 channel,ES-
503 > 79.9
2.308e+003



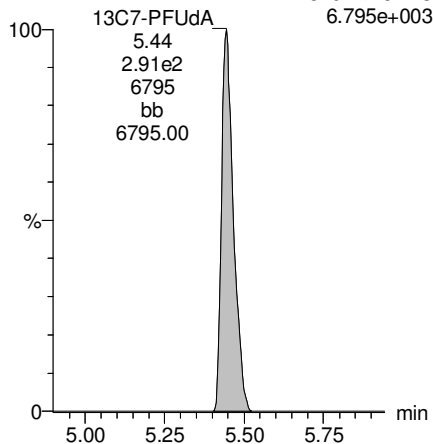
13C6-PFDA

F37:MRM of 1 channel,ES-
519.1 > 473.7
3.640e+003



13C7-PFudA

F45:MRM of 1 channel,ES-
570.1 > 524.8
6.795e+003



**INJECTION INTERNAL STANDARD (IIS) AREAS,
INSTRUMENT BLANKS (IB)
AND
CONTINUING CALIBRATION VERIFICATIONS (CCV)**

Dataset: U:\Q4.PRO\results\180103M2\180103M2-IIS AREAS.qld

Last Altered: Monday, January 08, 2018 16:23:17 Pacific Standard Time

Printed: Monday, January 08, 2018 16:25:34 Pacific Standard Time

Method: U:\Q4.PRO\MethDB\PFAS_RS-12-29-17.mdb 30 Dec 2017 10:03:31

Calibration: 08 Jan 2018 16:23:17

Name: 180103M2_7, Date: 03-Jan-2018, Time: 23:28:33, ID: ST180103M2-6 PFC CS3 17L2810, Description: PFC CS3 17L2810

	# Name	ID	Area	%Rec	Area Out
1	1 13C4-PFBA	ST180103M2-6 PFC CS3 17L2810	7.24e3	100.0	NO
2	2 13C5-PFHxA	ST180103M2-6 PFC CS3 17L2810	1.08e4	100.0	NO
3	3 13C3-PFHxS	ST180103M2-6 PFC CS3 17L2810	2.84e3	100.0	NO
4	4 13C8-PFOA	ST180103M2-6 PFC CS3 17L2810	1.07e4	100.0	NO
5	5 13C9-PFNA	ST180103M2-6 PFC CS3 17L2810	1.10e4	100.0	NO
6	6 13C4-PFOS	ST180103M2-6 PFC CS3 17L2810	2.81e3	100.0	NO
7	7 13C6-PFDA	ST180103M2-6 PFC CS3 17L2810	7.30e3	100.0	NO
8	8 13C7-PFUDa	ST180103M2-6 PFC CS3 17L2810	1.14e4	100.0	NO

Name: 180103M2_8, Date: 03-Jan-2018, Time: 23:39:44, ID: ST180103M2-7 PFC CS4 17L2811, Description: PFC CS4 17L2811

	# Name	ID	Area	%Rec	Area Out
1	1 13C4-PFBA	ST180103M2-7 PFC CS4 17L2811	8.53e3	117.8	NO
2	2 13C5-PFHxA	ST180103M2-7 PFC CS4 17L2811	1.01e4	93.4	NO
3	3 13C3-PFHxS	ST180103M2-7 PFC CS4 17L2811	2.59e3	91.2	NO
4	4 13C8-PFOA	ST180103M2-7 PFC CS4 17L2811	8.78e3	82.3	NO
5	5 13C9-PFNA	ST180103M2-7 PFC CS4 17L2811	1.02e4	92.0	NO
6	6 13C4-PFOS	ST180103M2-7 PFC CS4 17L2811	2.34e3	83.3	NO
7	7 13C6-PFDA	ST180103M2-7 PFC CS4 17L2811	7.15e3	97.9	NO
8	8 13C7-PFUDa	ST180103M2-7 PFC CS4 17L2811	1.05e4	92.3	NO

Name: 180103M2_9, Date: 03-Jan-2018, Time: 23:50:54, ID: ST180103M2-8 PFC CS5 17L2812, Description: PFC CS5 17L2812

	# Name	ID	Area	%Rec	Area Out
1	1 13C4-PFBA	ST180103M2-8 PFC CS5 17L2812	8.68e3	119.9	NO
2	2 13C5-PFHxA	ST180103M2-8 PFC CS5 17L2812	9.37e3	86.4	NO
3	3 13C3-PFHxS	ST180103M2-8 PFC CS5 17L2812	2.56e3	90.2	NO
4	4 13C8-PFOA	ST180103M2-8 PFC CS5 17L2812	9.52e3	89.3	NO
5	5 13C9-PFNA	ST180103M2-8 PFC CS5 17L2812	1.00e4	90.9	NO
6	6 13C4-PFOS	ST180103M2-8 PFC CS5 17L2812	2.77e3	98.9	NO
7	7 13C6-PFDA	ST180103M2-8 PFC CS5 17L2812	8.14e3	111.5	NO
8	8 13C7-PFUDa	ST180103M2-8 PFC CS5 17L2812	8.65e3	76.1	NO

Name: 180103M2_10, Date: 04-Jan-2018, Time: 00:02:05, ID: ST180103M2-9 PFC CS6 17L2816, Description: PFC CS6 17L2816

	# Name	ID	Area	%Rec	Area Out
1	1 13C4-PFBA	ST180103M2-9 PFC CS6 17L2816	9.51e3	131.3	NO
2	2 13C5-PFHxA	ST180103M2-9 PFC CS6 17L2816	1.08e4	100.0	NO
3	3 13C3-PFHxS	ST180103M2-9 PFC CS6 17L2816	2.61e3	91.8	NO
4	4 13C8-PFOA	ST180103M2-9 PFC CS6 17L2816	9.89e3	92.7	NO
5	5 13C9-PFNA	ST180103M2-9 PFC CS6 17L2816	9.11e3	82.5	NO
6	6 13C4-PFOS	ST180103M2-9 PFC CS6 17L2816	2.53e3	90.1	NO
7	7 13C6-PFDA	ST180103M2-9 PFC CS6 17L2816	7.43e3	101.8	NO
8	8 13C7-PFUDa	ST180103M2-9 PFC CS6 17L2816	9.32e3	81.9	NO

Dataset: U:\Q4.PRO\results\180103M2\180103M2-IIS AREAS.qld

Last Altered: Monday, January 08, 2018 16:23:17 Pacific Standard Time

Printed: Monday, January 08, 2018 16:25:34 Pacific Standard Time

Name: 180103M2_11, Date: 04-Jan-2018, Time: 00:13:16, ID: ST180103M2-10 PFC CS7 17L2817, Description: PFC CS7 17L2817

#	Name	ID	Area	%Rec	Area Out
1	1 13C4-PFBA	ST180103M2-10 PFC CS7 17L2817	8.32e3	115.0	NO
2	2 13C5-PFHxA	ST180103M2-10 PFC CS7 17L2817	8.72e3	80.4	NO
3	3 13C3-PFHxS	ST180103M2-10 PFC CS7 17L2817	2.13e3	74.9	NO
4	4 13C8-PFOA	ST180103M2-10 PFC CS7 17L2817	8.40e3	78.7	NO
5	5 13C9-PFNA	ST180103M2-10 PFC CS7 17L2817	8.03e3	72.7	NO
6	6 13C4-PFOS	ST180103M2-10 PFC CS7 17L2817	2.46e3	87.6	NO
7	7 13C6-PFDA	ST180103M2-10 PFC CS7 17L2817	6.44e3	88.2	NO
8	8 13C7-PFUdA	ST180103M2-10 PFC CS7 17L2817	7.74e3	68.1	NO

Name: 180103M2_12, Date: 04-Jan-2018, Time: 00:24:32, ID: IPA, Description: IPA

#	Name	ID	Area	%Rec	Area Out
1	1 13C4-PFBA	IPA			NO
2	2 13C5-PFHxA	IPA			NO
3	3 13C3-PFHxS	IPA			NO
4	4 13C8-PFOA	IPA			NO
5	5 13C9-PFNA	IPA			NO
6	6 13C4-PFOS	IPA			NO
7	7 13C6-PFDA	IPA			NO
8	8 13C7-PFUdA	IPA			NO

Name: 180103M2_13, Date: 04-Jan-2018, Time: 00:35:51, ID: ICV180103M2-1 PFC ICV 17L2804, Description: PFC ICV 17L2804

#	Name	ID	Area	%Rec	Area Out
1	1 13C4-PFBA	ICV180103M2-1 PFC ICV 17L2804	9.33e3	128.8	NO
2	2 13C5-PFHxA	ICV180103M2-1 PFC ICV 17L2804	1.04e4	96.0	NO
3	3 13C3-PFHxS	ICV180103M2-1 PFC ICV 17L2804	2.52e3	88.8	NO
4	4 13C8-PFOA	ICV180103M2-1 PFC ICV 17L2804	9.47e3	88.7	NO
5	5 13C9-PFNA	ICV180103M2-1 PFC ICV 17L2804	1.04e4	94.4	NO
6	6 13C4-PFOS	ICV180103M2-1 PFC ICV 17L2804	2.55e3	90.9	NO
7	7 13C6-PFDA	ICV180103M2-1 PFC ICV 17L2804	9.70e3	133.0	NO
8	8 13C7-PFUdA	ICV180103M2-1 PFC ICV 17L2804	9.95e3	87.5	NO

Name: 180103M2_14, Date: 04-Jan-2018, Time: 00:47:06, ID: B7L0209-BS1 OPR 0.25, Description: OPR

#	Name	ID	Area	%Rec	Area Out
1	1 13C4-PFBA	B7L0209-BS1 OPR 0.25	6.39e3	88.3	NO
2	2 13C5-PFHxA	B7L0209-BS1 OPR 0.25	7.83e3	72.2	NO
3	3 13C3-PFHxS	B7L0209-BS1 OPR 0.25	1.91e3	67.1	NO
4	4 13C8-PFOA	B7L0209-BS1 OPR 0.25	7.00e3	65.6	NO
5	5 13C9-PFNA	B7L0209-BS1 OPR 0.25	7.81e3	70.7	NO
6	6 13C4-PFOS	B7L0209-BS1 OPR 0.25	2.06e3	73.5	NO
7	7 13C6-PFDA	B7L0209-BS1 OPR 0.25	6.65e3	91.1	NO
8	8 13C7-PFUdA	B7L0209-BS1 OPR 0.25	6.93e3	60.9	NO

Dataset: U:\Q4.PRO\results\180103M2\180103M2-IIS AREAS.qld

Last Altered: Monday, January 08, 2018 16:23:17 Pacific Standard Time

Printed: Monday, January 08, 2018 16:25:34 Pacific Standard Time

Name: 180103M2_15, Date: 04-Jan-2018, Time: 00:58:23, ID: B7L0209-BSD1 LCSD 0.25, Description: LCSD

#	Name	ID	Area	%Rec	Area Out
1	1 13C4-PFBA	B7L0209-BSD1 LCSD 0.25	6.86e3	94.7	NO
2	2 13C5-PFHxA	B7L0209-BSD1 LCSD 0.25	7.80e3	71.9	NO
3	3 13C3-PFHxS	B7L0209-BSD1 LCSD 0.25	2.02e3	70.9	NO
4	4 13C8-PFOA	B7L0209-BSD1 LCSD 0.25	7.71e3	72.3	NO
5	5 13C9-PFNA	B7L0209-BSD1 LCSD 0.25	7.52e3	68.1	NO
6	6 13C4-PFOS	B7L0209-BSD1 LCSD 0.25	2.00e3	71.1	NO
7	7 13C6-PFDA	B7L0209-BSD1 LCSD 0.25	4.85e3	66.4	NO
8	8 13C7-PFUdA	B7L0209-BSD1 LCSD 0.25	6.73e3	59.1	NO

Name: 180103M2_16, Date: 04-Jan-2018, Time: 01:09:34, ID: IPA, Description: IPA

#	Name	ID	Area	%Rec	Area Out
1	1 13C4-PFBA	IPA			NO
2	2 13C5-PFHxA	IPA			NO
3	3 13C3-PFHxS	IPA			NO
4	4 13C8-PFOA	IPA			NO
5	5 13C9-PFNA	IPA			NO
6	6 13C4-PFOS	IPA			NO
7	7 13C6-PFDA	IPA			NO
8	8 13C7-PFUdA	IPA			NO

Name: 180103M2_17, Date: 04-Jan-2018, Time: 01:20:45, ID: B7L0209-BLK1 Method Blank 0.25, Description: Method Blank

#	Name	ID	Area	%Rec	Area Out
1	1 13C4-PFBA	B7L0209-BLK1 Method Blank 0.25	6.59e3	91.0	NO
2	2 13C5-PFHxA	B7L0209-BLK1 Method Blank 0.25	8.44e3	77.9	NO
3	3 13C3-PFHxS	B7L0209-BLK1 Method Blank 0.25	2.03e3	71.3	NO
4	4 13C8-PFOA	B7L0209-BLK1 Method Blank 0.25	7.83e3	73.4	NO
5	5 13C9-PFNA	B7L0209-BLK1 Method Blank 0.25	7.68e3	69.5	NO
6	6 13C4-PFOS	B7L0209-BLK1 Method Blank 0.25	1.93e3	68.9	NO
7	7 13C6-PFDA	B7L0209-BLK1 Method Blank 0.25	6.98e3	95.7	NO
8	8 13C7-PFUdA	B7L0209-BLK1 Method Blank 0.25	8.43e3	74.1	NO

Name: 180103M2_18, Date: 04-Jan-2018, Time: 01:31:56, ID: 1701825-01RE1 GW2327171127RAP 0.25857, Description: GW2327171127RAP

#	Name	ID	Area	%Rec	Area Out
1	1 13C4-PFBA	1701825-01RE1 GW2327171127RAP 0...	5.96e3	82.3	NO
2	2 13C5-PFHxA	1701825-01RE1 GW2327171127RAP 0...	7.46e3	68.8	NO
3	3 13C3-PFHxS	1701825-01RE1 GW2327171127RAP 0...	1.92e3	67.4	NO
4	4 13C8-PFOA	1701825-01RE1 GW2327171127RAP 0...	6.42e3	60.2	NO
5	5 13C9-PFNA	1701825-01RE1 GW2327171127RAP 0...	6.76e3	61.2	NO
6	6 13C4-PFOS	1701825-01RE1 GW2327171127RAP 0...	2.11e3	75.1	NO
7	7 13C6-PFDA	1701825-01RE1 GW2327171127RAP 0...	5.58e3	76.4	NO
8	8 13C7-PFUdA	1701825-01RE1 GW2327171127RAP 0...	6.11e3	53.7	NO

Dataset: U:\Q4.PRO\results\180103M2\180103M2-IIS AREAS.qld

Last Altered: Monday, January 08, 2018 16:23:17 Pacific Standard Time

Printed: Monday, January 08, 2018 16:25:34 Pacific Standard Time

Name: 180103M2_19, Date: 04-Jan-2018, Time: 01:43:06, ID: 1701825-02RE1 GW3337171127RAP 0.25864,
Description: GW3337171127RAP

	#	Name	ID	Area	%Rec	Area Out
1	1	13C4-PFBA	1701825-02RE1 GW3337171127RAP 0...	6.28e3	86.8	NO
2	2	13C5-PFHxA	1701825-02RE1 GW3337171127RAP 0...	6.97e3	64.3	NO
3	3	13C3-PFHxS	1701825-02RE1 GW3337171127RAP 0...	1.86e3	65.4	NO
4	4	13C8-PFOA	1701825-02RE1 GW3337171127RAP 0...	7.52e3	70.5	NO
5	5	13C9-PFNA	1701825-02RE1 GW3337171127RAP 0...	7.20e3	65.2	NO
6	6	13C4-PFOS	1701825-02RE1 GW3337171127RAP 0...	1.77e3	63.1	NO
7	7	13C6-PFDA	1701825-02RE1 GW3337171127RAP 0...	6.02e3	82.5	NO
8	8	13C7-PFUDa	1701825-02RE1 GW3337171127RAP 0...	6.98e3	61.4	NO

Name: 180103M2_20, Date: 04-Jan-2018, Time: 01:54:17, ID: 1701825-03RE1 GW4549171127RAP 0.25917,
Description: GW4549171127RAP

	#	Name	ID	Area	%Rec	Area Out
1	1	13C4-PFBA	1701825-03RE1 GW4549171127RAP 0...	4.98e3	68.8	NO
2	2	13C5-PFHxA	1701825-03RE1 GW4549171127RAP 0...	6.42e3	59.2	NO
3	3	13C3-PFHxS	1701825-03RE1 GW4549171127RAP 0...	1.89e3	66.4	NO
4	4	13C8-PFOA	1701825-03RE1 GW4549171127RAP 0...	6.25e3	58.6	NO
5	5	13C9-PFNA	1701825-03RE1 GW4549171127RAP 0...	7.11e3	64.4	NO
6	6	13C4-PFOS	1701825-03RE1 GW4549171127RAP 0...	1.92e3	68.3	NO
7	7	13C6-PFDA	1701825-03RE1 GW4549171127RAP 0...	4.63e3	63.5	NO
8	8	13C7-PFUDa	1701825-03RE1 GW4549171127RAP 0...	6.76e3	59.5	NO

Name: 180103M2_21, Date: 04-Jan-2018, Time: 02:05:28, ID: 1701825-04RE1 GW0509171128RAP 0.25247,
Description: GW0509171128RAP

	#	Name	ID	Area	%Rec	Area Out
1	1	13C4-PFBA	1701825-04RE1 GW0509171128RAP 0...	6.17e3	85.3	NO
2	2	13C5-PFHxA	1701825-04RE1 GW0509171128RAP 0...	7.71e3	71.1	NO
3	3	13C3-PFHxS	1701825-04RE1 GW0509171128RAP 0...	2.15e3	75.7	NO
4	4	13C8-PFOA	1701825-04RE1 GW0509171128RAP 0...	7.64e3	71.6	NO
5	5	13C9-PFNA	1701825-04RE1 GW0509171128RAP 0...	7.48e3	67.7	NO
6	6	13C4-PFOS	1701825-04RE1 GW0509171128RAP 0...	2.20e3	78.5	NO
7	7	13C6-PFDA	1701825-04RE1 GW0509171128RAP 0...	7.10e3	97.2	NO
8	8	13C7-PFUDa	1701825-04RE1 GW0509171128RAP 0...	7.61e3	66.9	NO

Name: 180103M2_22, Date: 04-Jan-2018, Time: 02:16:40, ID: 1701825-05RE1 GW1519171128RAP 0.2606,
Description: GW1519171128RAP

	#	Name	ID	Area	%Rec	Area Out
1	1	13C4-PFBA	1701825-05RE1 GW1519171128RAP 0...	6.31e3	87.2	NO
2	2	13C5-PFHxA	1701825-05RE1 GW1519171128RAP 0...	7.55e3	69.6	NO
3	3	13C3-PFHxS	1701825-05RE1 GW1519171128RAP 0...	2.05e3	72.0	NO
4	4	13C8-PFOA	1701825-05RE1 GW1519171128RAP 0...	6.54e3	61.3	NO
5	5	13C9-PFNA	1701825-05RE1 GW1519171128RAP 0...	6.45e3	58.4	NO
6	6	13C4-PFOS	1701825-05RE1 GW1519171128RAP 0...	1.96e3	69.7	NO
7	7	13C6-PFDA	1701825-05RE1 GW1519171128RAP 0...	6.60e3	90.4	NO
8	8	13C7-PFUDa	1701825-05RE1 GW1519171128RAP 0...	7.37e3	64.8	NO

Dataset: U:\Q4.PRO\results\180103M2\180103M2-IIS AREAS.qld

Last Altered: Monday, January 08, 2018 16:23:17 Pacific Standard Time

Printed: Monday, January 08, 2018 16:25:34 Pacific Standard Time

Name: 180103M2_23, Date: 04-Jan-2018, Time: 02:27:57, ID: 1701825-06RE1 GW2529171128RAP 0.26127, Description: GW2529171128RAP

	#	Name	ID	Area	%Rec	Area Out
1	1	13C4-PFBA	1701825-06RE1 GW2529171128RAP 0...	5.87e3	81.1	NO
2	2	13C5-PFHxA	1701825-06RE1 GW2529171128RAP 0...	7.48e3	69.0	NO
3	3	13C3-PFHxS	1701825-06RE1 GW2529171128RAP 0...	1.96e3	69.0	NO
4	4	13C8-PFOA	1701825-06RE1 GW2529171128RAP 0...	6.24e3	58.5	NO
5	5	13C9-PFNA	1701825-06RE1 GW2529171128RAP 0...	6.70e3	60.7	NO
6	6	13C4-PFOS	1701825-06RE1 GW2529171128RAP 0...	2.08e3	74.0	NO
7	7	13C6-PFDA	1701825-06RE1 GW2529171128RAP 0...	5.76e3	78.9	NO
8	8	13C7-PFUDa	1701825-06RE1 GW2529171128RAP 0...	7.94e3	69.8	NO

Name: 180103M2_24, Date: 04-Jan-2018, Time: 02:39:08, ID: 1701825-07RE1 FD-GW2529171128RAP 0.26139, Description: FD-GW2529171128RAP

	#	Name	ID	Area	%Rec	Area Out
1	1	13C4-PFBA	1701825-07RE1 FD-GW2529171128R...	5.95e3	82.2	NO
2	2	13C5-PFHxA	1701825-07RE1 FD-GW2529171128R...	7.89e3	72.7	NO
3	3	13C3-PFHxS	1701825-07RE1 FD-GW2529171128R...	2.21e3	77.6	NO
4	4	13C8-PFOA	1701825-07RE1 FD-GW2529171128R...	7.00e3	65.6	NO
5	5	13C9-PFNA	1701825-07RE1 FD-GW2529171128R...	7.39e3	66.9	NO
6	6	13C4-PFOS	1701825-07RE1 FD-GW2529171128R...	2.23e3	79.4	NO
7	7	13C6-PFDA	1701825-07RE1 FD-GW2529171128R...	5.03e3	68.9	NO
8	8	13C7-PFUDa	1701825-07RE1 FD-GW2529171128R...	8.50e3	74.7	NO

Name: 180103M2_25, Date: 04-Jan-2018, Time: 02:50:19, ID: 1701825-08RE1 GW3236171128RAP 0.25529, Description: GW3236171128RAP

	#	Name	ID	Area	%Rec	Area Out
1	1	13C4-PFBA	1701825-08RE1 GW3236171128RAP 0...	6.04e3	83.5	NO
2	2	13C5-PFHxA	1701825-08RE1 GW3236171128RAP 0...	6.86e3	63.3	NO
3	3	13C3-PFHxS	1701825-08RE1 GW3236171128RAP 0...	1.99e3	70.0	NO
4	4	13C8-PFOA	1701825-08RE1 GW3236171128RAP 0...	7.13e3	66.9	NO
5	5	13C9-PFNA	1701825-08RE1 GW3236171128RAP 0...	7.51e3	68.0	NO
6	6	13C4-PFOS	1701825-08RE1 GW3236171128RAP 0...	1.70e3	60.6	NO
7	7	13C6-PFDA	1701825-08RE1 GW3236171128RAP 0...	5.43e3	74.4	NO
8	8	13C7-PFUDa	1701825-08RE1 GW3236171128RAP 0...	7.97e3	70.1	NO

Name: 180103M2_26, Date: 04-Jan-2018, Time: 03:01:30, ID: 1701825-09RE1 GW4549171128RAP 0.25678, Description: GW4549171128RAP

	#	Name	ID	Area	%Rec	Area Out
1	1	13C4-PFBA	1701825-09RE1 GW4549171128RAP 0...	5.92e3	81.7	NO
2	2	13C5-PFHxA	1701825-09RE1 GW4549171128RAP 0...	7.27e3	67.0	NO
3	3	13C3-PFHxS	1701825-09RE1 GW4549171128RAP 0...	1.99e3	69.9	NO
4	4	13C8-PFOA	1701825-09RE1 GW4549171128RAP 0...	7.21e3	67.6	NO
5	5	13C9-PFNA	1701825-09RE1 GW4549171128RAP 0...	7.33e3	66.4	NO
6	6	13C4-PFOS	1701825-09RE1 GW4549171128RAP 0...	2.01e3	71.7	NO
7	7	13C6-PFDA	1701825-09RE1 GW4549171128RAP 0...	6.77e3	92.8	NO
8	8	13C7-PFUDa	1701825-09RE1 GW4549171128RAP 0...	6.87e3	60.4	NO

Dataset: U:\Q4.PRO\results\180103M2\180103M2-IIS AREAS.qld

Last Altered: Monday, January 08, 2018 16:23:17 Pacific Standard Time

Printed: Monday, January 08, 2018 16:25:34 Pacific Standard Time

Name: 180103M2_27, Date: 04-Jan-2018, Time: 03:12:40, ID: 1701825-10RE1 GW0509171129RAP 0.26542, Description: GW0509171129RAP

	#	Name	ID	Area	%Rec	Area Out
1	1	13C4-PFBA	1701825-10RE1 GW0509171129RAP 0...	5.86e3	81.0	NO
2	2	13C5-PFHxA	1701825-10RE1 GW0509171129RAP 0...	6.58e3	60.7	NO
3	3	13C3-PFHxS	1701825-10RE1 GW0509171129RAP 0...	1.81e3	63.8	NO
4	4	13C8-PFOA	1701825-10RE1 GW0509171129RAP 0...	7.47e3	70.0	NO
5	5	13C9-PFNA	1701825-10RE1 GW0509171129RAP 0...	6.81e3	61.6	NO
6	6	13C4-PFOS	1701825-10RE1 GW0509171129RAP 0...	1.76e3	62.6	NO
7	7	13C6-PFDA	1701825-10RE1 GW0509171129RAP 0...	6.42e3	88.0	NO
8	8	13C7-PFUdA	1701825-10RE1 GW0509171129RAP 0...	7.39e3	64.9	NO

Name: 180103M2_28, Date: 04-Jan-2018, Time: 03:23:51, ID: IPA, Description: IPA

	#	Name	ID	Area	%Rec	Area Out
1	1	13C4-PFBA	IPA			NO
2	2	13C5-PFHxA	IPA			NO
3	3	13C3-PFHxS	IPA			NO
4	4	13C8-PFOA	IPA			NO
5	5	13C9-PFNA	IPA			NO
6	6	13C4-PFOS	IPA			NO
7	7	13C6-PFDA	IPA			NO
8	8	13C7-PFUdA	IPA			NO

Name: 180103M2_29, Date: 04-Jan-2018, Time: 03:35:01, ID: ST180103M2-11 PFC CS3 17L2810, Description: PFC CS3 17L2810

	#	Name	ID	Area	%Rec	Area Out
1	1	13C4-PFBA	ST180103M2-11 PFC CS3 17L2810	8.68e3	119.9	NO
2	2	13C5-PFHxA	ST180103M2-11 PFC CS3 17L2810	1.05e4	96.6	NO
3	3	13C3-PFHxS	ST180103M2-11 PFC CS3 17L2810	2.69e3	94.6	NO
4	4	13C8-PFOA	ST180103M2-11 PFC CS3 17L2810	9.20e3	86.3	NO
5	5	13C9-PFNA	ST180103M2-11 PFC CS3 17L2810	9.83e3	89.0	NO
6	6	13C4-PFOS	ST180103M2-11 PFC CS3 17L2810	2.11e3	75.2	NO
7	7	13C6-PFDA	ST180103M2-11 PFC CS3 17L2810	8.43e3	115.6	NO
8	8	13C7-PFUdA	ST180103M2-11 PFC CS3 17L2810	9.83e3	86.4	NO

Name: 180103M2_30, Date: 04-Jan-2018, Time: 03:46:12, ID: IPA, Description: IPA

	#	Name	ID	Area	%Rec	Area Out
1	1	13C4-PFBA	IPA			NO
2	2	13C5-PFHxA	IPA			NO
3	3	13C3-PFHxS	IPA			NO
4	4	13C8-PFOA	IPA			NO
5	5	13C9-PFNA	IPA			NO
6	6	13C4-PFOS	IPA			NO
7	7	13C6-PFDA	IPA			NO
8	8	13C7-PFUdA	IPA			NO

Dataset: U:\Q4.PRO\results\180103M2\180103M2-IIS AREAS.qld

Last Altered: Monday, January 08, 2018 16:23:17 Pacific Standard Time

Printed: Monday, January 08, 2018 16:25:34 Pacific Standard Time

Name: 180103M2_31, Date: 04-Jan-2018, Time: 03:57:23, ID: 1701825-11RE1 GW1519171129RAP 0.26298,
Description: GW1519171129RAP

	#	Name	ID	Area	%Rec	Area Out
1	1	13C4-PFBA	1701825-11RE1 GW1519171129RAP 0...	6.26e3	86.5	NO
2	2	13C5-PFHxA	1701825-11RE1 GW1519171129RAP 0...	7.51e3	69.3	NO
3	3	13C3-PFHxS	1701825-11RE1 GW1519171129RAP 0...	2.04e3	71.9	NO
4	4	13C8-PFOA	1701825-11RE1 GW1519171129RAP 0...	7.49e3	70.2	NO
5	5	13C9-PFNA	1701825-11RE1 GW1519171129RAP 0...	7.35e3	66.5	NO
6	6	13C4-PFOS	1701825-11RE1 GW1519171129RAP 0...	2.26e3	80.6	NO
7	7	13C6-PFDA	1701825-11RE1 GW1519171129RAP 0...	5.82e3	79.8	NO
8	8	13C7-PFUDa	1701825-11RE1 GW1519171129RAP 0...	7.68e3	67.6	NO

Name: 180103M2_32, Date: 04-Jan-2018, Time: 04:08:34, ID: 1701825-12RE1 GW2529171129RAP 0.26227,
Description: GW2529171129RAP

	#	Name	ID	Area	%Rec	Area Out
1	1	13C4-PFBA	1701825-12RE1 GW2529171129RAP 0...	6.23e3	86.0	NO
2	2	13C5-PFHxA	1701825-12RE1 GW2529171129RAP 0...	7.89e3	72.8	NO
3	3	13C3-PFHxS	1701825-12RE1 GW2529171129RAP 0...	1.94e3	68.3	NO
4	4	13C8-PFOA	1701825-12RE1 GW2529171129RAP 0...	7.13e3	66.8	NO
5	5	13C9-PFNA	1701825-12RE1 GW2529171129RAP 0...	6.51e3	59.0	NO
6	6	13C4-PFOS	1701825-12RE1 GW2529171129RAP 0...	1.94e3	69.0	NO
7	7	13C6-PFDA	1701825-12RE1 GW2529171129RAP 0...	5.45e3	74.7	NO
8	8	13C7-PFUDa	1701825-12RE1 GW2529171129RAP 0...	7.48e3	65.8	NO

Name: 180103M2_33, Date: 04-Jan-2018, Time: 04:19:44, ID: 1701825-13RE1 GW4145171130RAP 0.25919,
Description: GW4145171130RAP

	#	Name	ID	Area	%Rec	Area Out
1	1	13C4-PFBA	1701825-13RE1 GW4145171130RAP 0...	6.10e3	84.2	NO
2	2	13C5-PFHxA	1701825-13RE1 GW4145171130RAP 0...	7.45e3	68.7	NO
3	3	13C3-PFHxS	1701825-13RE1 GW4145171130RAP 0...	2.15e3	75.7	NO
4	4	13C8-PFOA	1701825-13RE1 GW4145171130RAP 0...	7.13e3	66.9	NO
5	5	13C9-PFNA	1701825-13RE1 GW4145171130RAP 0...	6.92e3	62.7	NO
6	6	13C4-PFOS	1701825-13RE1 GW4145171130RAP 0...	1.97e3	70.0	NO
7	7	13C6-PFDA	1701825-13RE1 GW4145171130RAP 0...	4.61e3	63.1	NO
8	8	13C7-PFUDa	1701825-13RE1 GW4145171130RAP 0...	9.04e3	79.4	NO

Name: 180103M2_34, Date: 04-Jan-2018, Time: 04:30:55, ID: 1701825-14RE1 GW5155171130RAP 0.25159,
Description: GW5155171130RAP

	#	Name	ID	Area	%Rec	Area Out
1	1	13C4-PFBA	1701825-14RE1 GW5155171130RAP 0...	6.65e3	91.9	NO
2	2	13C5-PFHxA	1701825-14RE1 GW5155171130RAP 0...	7.74e3	71.4	NO
3	3	13C3-PFHxS	1701825-14RE1 GW5155171130RAP 0...	2.13e3	74.9	NO
4	4	13C8-PFOA	1701825-14RE1 GW5155171130RAP 0...	8.65e3	81.0	NO
5	5	13C9-PFNA	1701825-14RE1 GW5155171130RAP 0...	7.90e3	71.6	NO
6	6	13C4-PFOS	1701825-14RE1 GW5155171130RAP 0...	2.28e3	81.1	NO
7	7	13C6-PFDA	1701825-14RE1 GW5155171130RAP 0...	6.39e3	87.6	NO
8	8	13C7-PFUDa	1701825-14RE1 GW5155171130RAP 0...	7.93e3	69.7	NO

Dataset: U:\Q4.PRO\results\180103M2\180103M2-IIS AREAS.qld

Last Altered: Monday, January 08, 2018 16:23:17 Pacific Standard Time

Printed: Monday, January 08, 2018 16:25:34 Pacific Standard Time

Name: 180103M2_35, Date: 04-Jan-2018, Time: 04:42:06, ID: 1701828-01RE1 IR03-MW042-C1-17D 0.25079,
Description: IR03-MW042-C1-17D

	#	Name	ID	Area	%Rec	Area Out
1	1	13C4-PFBA	1701828-01RE1 IR03-MW042-C1-17D ...	5.92e3	81.7	NO
2	2	13C5-PFHxA	1701828-01RE1 IR03-MW042-C1-17D ...	6.49e3	59.9	NO
3	3	13C3-PFHxS	1701828-01RE1 IR03-MW042-C1-17D ...	1.31e3	46.0	YES
4	4	13C8-PFOA	1701828-01RE1 IR03-MW042-C1-17D ...	5.28e3	49.5	YES
5	5	13C9-PFNA	1701828-01RE1 IR03-MW042-C1-17D ...	5.75e3	52.0	NO
6	6	13C4-PFOS	1701828-01RE1 IR03-MW042-C1-17D ...	6.70e2	23.9	YES
7	7	13C6-PFDA	1701828-01RE1 IR03-MW042-C1-17D ...	6.10e3	83.6	NO
8	8	13C7-PFUDa	1701828-01RE1 IR03-MW042-C1-17D ...	6.81e3	59.9	NO

Name: 180103M2_36, Date: 04-Jan-2018, Time: 04:53:16, ID: 1701828-02RE1 IR03-MW049-C1-17D 0.25035,
Description: IR03-MW049-C1-17D

	#	Name	ID	Area	%Rec	Area Out
1	1	13C4-PFBA	1701828-02RE1 IR03-MW049-C1-17D ...	6.24e3	86.2	NO
2	2	13C5-PFHxA	1701828-02RE1 IR03-MW049-C1-17D ...	7.65e3	70.6	NO
3	3	13C3-PFHxS	1701828-02RE1 IR03-MW049-C1-17D ...	1.58e3	55.4	NO
4	4	13C8-PFOA	1701828-02RE1 IR03-MW049-C1-17D ...	6.56e3	61.5	NO
5	5	13C9-PFNA	1701828-02RE1 IR03-MW049-C1-17D ...	7.54e3	68.3	NO
6	6	13C4-PFOS	1701828-02RE1 IR03-MW049-C1-17D ...	1.65e3	58.7	NO
7	7	13C6-PFDA	1701828-02RE1 IR03-MW049-C1-17D ...	5.81e3	79.7	NO
8	8	13C7-PFUDa	1701828-02RE1 IR03-MW049-C1-17D ...	7.47e3	65.7	NO

Name: 180103M2_37, Date: 04-Jan-2018, Time: 05:04:27, ID: 1701828-03RE1 IR03-MW103-C1-17D 0.25474,
Description: IR03-MW103-C1-17D

	#	Name	ID	Area	%Rec	Area Out
1	1	13C4-PFBA	1701828-03RE1 IR03-MW103-C1-17D ...	6.25e3	86.3	NO
2	2	13C5-PFHxA	1701828-03RE1 IR03-MW103-C1-17D ...	6.75e3	62.3	NO
3	3	13C3-PFHxS	1701828-03RE1 IR03-MW103-C1-17D ...	1.31e3	45.9	YES
4	4	13C8-PFOA	1701828-03RE1 IR03-MW103-C1-17D ...	4.98e3	46.7	YES
5	5	13C9-PFNA	1701828-03RE1 IR03-MW103-C1-17D ...	6.10e3	55.3	NO
6	6	13C4-PFOS	1701828-03RE1 IR03-MW103-C1-17D ...	8.54e2	30.4	YES
7	7	13C6-PFDA	1701828-03RE1 IR03-MW103-C1-17D ...	6.53e3	89.5	NO
8	8	13C7-PFUDa	1701828-03RE1 IR03-MW103-C1-17D ...	7.99e3	70.2	NO

Name: 180103M2_38, Date: 04-Jan-2018, Time: 05:15:38, ID: 1701828-04RE1 IR03-MW104-C2-17D 0.2544,
Description: IR03-MW104-C2-17D

	#	Name	ID	Area	%Rec	Area Out
1	1	13C4-PFBA	1701828-04RE1 IR03-MW104-C2-17D ...	7.24e3	100.0	NO
2	2	13C5-PFHxA	1701828-04RE1 IR03-MW104-C2-17D ...	9.09e3	83.9	NO
3	3	13C3-PFHxS	1701828-04RE1 IR03-MW104-C2-17D ...	2.23e3	78.4	NO
4	4	13C8-PFOA	1701828-04RE1 IR03-MW104-C2-17D ...	8.07e3	75.6	NO
5	5	13C9-PFNA	1701828-04RE1 IR03-MW104-C2-17D ...	8.34e3	75.5	NO
6	6	13C4-PFOS	1701828-04RE1 IR03-MW104-C2-17D ...	2.03e3	72.4	NO
7	7	13C6-PFDA	1701828-04RE1 IR03-MW104-C2-17D ...	5.36e3	73.4	NO
8	8	13C7-PFUDa	1701828-04RE1 IR03-MW104-C2-17D ...	8.30e3	73.0	NO

Dataset: U:\Q4.PRO\results\180103M2\180103M2-IIS AREAS.qld

Last Altered: Monday, January 08, 2018 16:23:17 Pacific Standard Time

Printed: Monday, January 08, 2018 16:25:34 Pacific Standard Time

Name: 180103M2_39, Date: 04-Jan-2018, Time: 05:26:48, ID: 1701828-05RE1 IR03-MW116-Y-17D 0.24862, Description: IR03-MW116-Y-17D

	#	Name	ID	Area	%Rec	Area Out
1	1	13C4-PFBA	1701828-05RE1 IR03-MW116-Y-17D 0....	7.49e3	103.4	NO
2	2	13C5-PFHxA	1701828-05RE1 IR03-MW116-Y-17D 0....	6.69e3	61.7	NO
3	3	13C3-PFHxS	1701828-05RE1 IR03-MW116-Y-17D 0....	1.63e3	57.3	NO
4	4	13C8-PFOA	1701828-05RE1 IR03-MW116-Y-17D 0....	5.90e3	55.3	NO
5	5	13C9-PFNA	1701828-05RE1 IR03-MW116-Y-17D 0....	8.59e3	77.7	NO
6	6	13C4-PFOS	1701828-05RE1 IR03-MW116-Y-17D 0....	2.11e3	75.1	NO
7	7	13C6-PFDA	1701828-05RE1 IR03-MW116-Y-17D 0....	6.49e3	89.0	NO
8	8	13C7-PFUdA	1701828-05RE1 IR03-MW116-Y-17D 0....	9.69e3	85.2	NO

Name: 180103M2_40, Date: 04-Jan-2018, Time: 05:38:00, ID: 1701828-06RE1 IR03-MW116P-Y-17D 0.25902, Description: IR03-MW116P-Y-17D

	#	Name	ID	Area	%Rec	Area Out
1	1	13C4-PFBA	1701828-06RE1 IR03-MW116P-Y-17D ...	6.83e3	94.4	NO
2	2	13C5-PFHxA	1701828-06RE1 IR03-MW116P-Y-17D ...	6.72e3	62.0	NO
3	3	13C3-PFHxS	1701828-06RE1 IR03-MW116P-Y-17D ...	1.63e3	57.3	NO
4	4	13C8-PFOA	1701828-06RE1 IR03-MW116P-Y-17D ...	5.37e3	50.4	NO
5	5	13C9-PFNA	1701828-06RE1 IR03-MW116P-Y-17D ...	8.57e3	77.6	NO
6	6	13C4-PFOS	1701828-06RE1 IR03-MW116P-Y-17D ...	1.67e3	59.6	NO
7	7	13C6-PFDA	1701828-06RE1 IR03-MW116P-Y-17D ...	5.93e3	81.2	NO
8	8	13C7-PFUdA	1701828-06RE1 IR03-MW116P-Y-17D ...	9.17e3	80.6	NO

Name: 180103M2_41, Date: 04-Jan-2018, Time: 05:49:10, ID: IPA, Description: IPA

	#	Name	ID	Area	%Rec	Area Out
1	1	13C4-PFBA	IPA			NO
2	2	13C5-PFHxA	IPA			NO
3	3	13C3-PFHxS	IPA			NO
4	4	13C8-PFOA	IPA			NO
5	5	13C9-PFNA	IPA			NO
6	6	13C4-PFOS	IPA			NO
7	7	13C6-PFDA	IPA			NO
8	8	13C7-PFUdA	IPA			NO

Name: 180103M2_42, Date: 04-Jan-2018, Time: 06:00:20, ID: ST180103M2-12 PFC CS3 17L2810, Description: PFC CS3 17L2810

	#	Name	ID	Area	%Rec	Area Out
1	1	13C4-PFBA	ST180103M2-12 PFC CS3 17L2810	8.94e3	123.5	NO
2	2	13C5-PFHxA	ST180103M2-12 PFC CS3 17L2810	1.04e4	96.0	NO
3	3	13C3-PFHxS	ST180103M2-12 PFC CS3 17L2810	2.67e3	93.9	NO
4	4	13C8-PFOA	ST180103M2-12 PFC CS3 17L2810	1.10e4	103.3	NO
5	5	13C9-PFNA	ST180103M2-12 PFC CS3 17L2810	1.06e4	96.1	NO
6	6	13C4-PFOS	ST180103M2-12 PFC CS3 17L2810	2.11e3	75.1	NO
7	7	13C6-PFDA	ST180103M2-12 PFC CS3 17L2810	7.58e3	103.8	NO
8	8	13C7-PFUdA	ST180103M2-12 PFC CS3 17L2810	1.16e4	102.1	NO

Dataset: U:\Q4.PRO\results\180103M2\180103M2-IIS AREAS.qld

Last Altered: Monday, January 08, 2018 16:23:17 Pacific Standard Time

Printed: Monday, January 08, 2018 16:25:34 Pacific Standard Time

Name: 180103M2_43, Date: 04-Jan-2018, Time: 06:11:31, ID: IPA, Description: IPA

	#	Name	ID	Area	%Rec	Area Out
1	1	13C4-PFBA	IPA			NO
2	2	13C5-PFHxA	IPA			NO
3	3	13C3-PFHxS	IPA			NO
4	4	13C8-PFOA	IPA			NO
5	5	13C9-PFNA	IPA			NO
6	6	13C4-PFOS	IPA			NO
7	7	13C6-PFDA	IPA			NO
8	8	13C7-PFUdA	IPA			NO

Dataset: U:\Q4.PRO\results\180103M1\170103M1-10.qld

Last Altered: Thursday, January 04, 2018 10:17:13 Pacific Standard Time

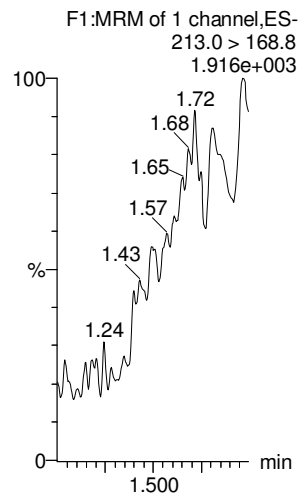
Printed: Thursday, January 04, 2018 10:18:19 Pacific Standard Time

Method: U:\Q4.PRO\MethDB\PFAS_FULL_80C_010318.mdb 04 Jan 2018 07:53:25

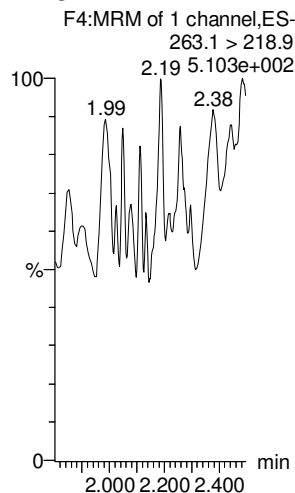
Calibration: 04 Jan 2018 10:17:13

Name: 180103M1_10, Date: 03-Jan-2018, Time: 20:18:28, ID: IPA, Description: IPA

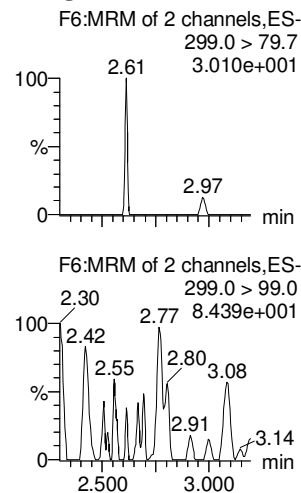
PFBA



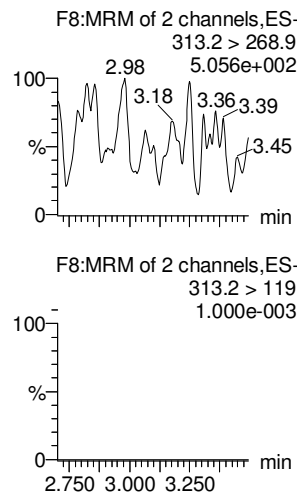
PFPeA



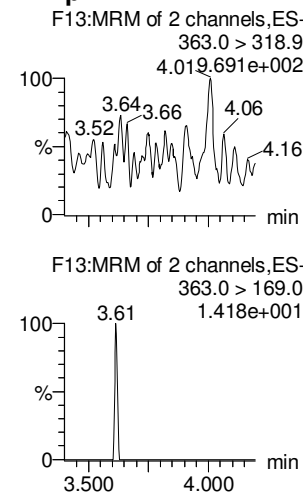
PFBS



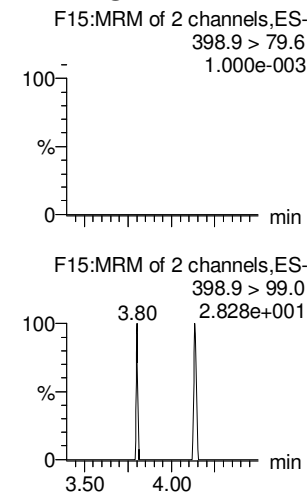
PFHxA



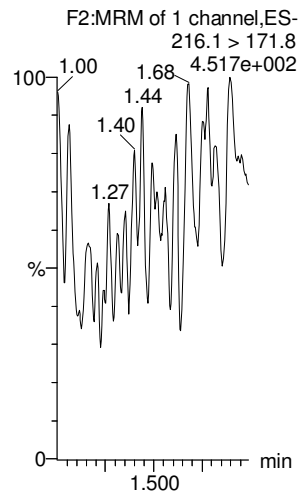
PFHpA



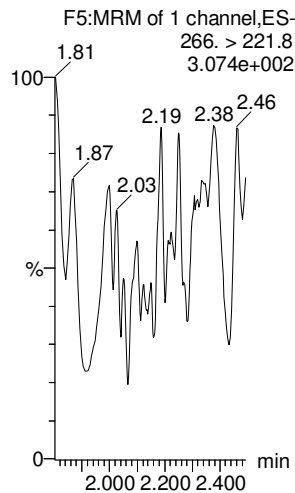
L-PFHxS



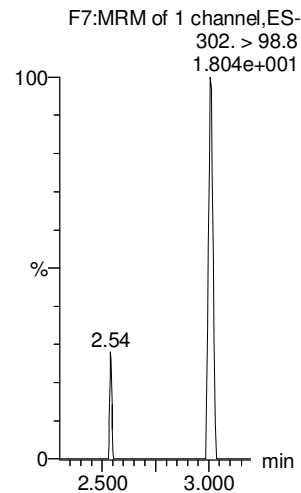
13C3-PFBA



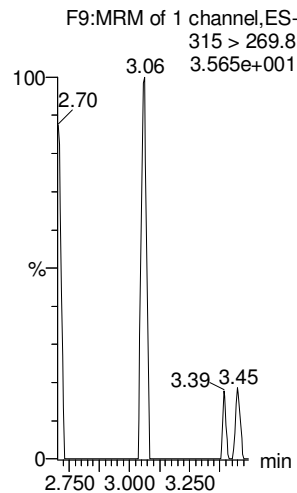
13C3-PFPeA



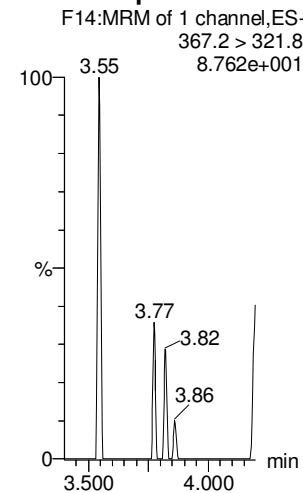
13C3-PFBS



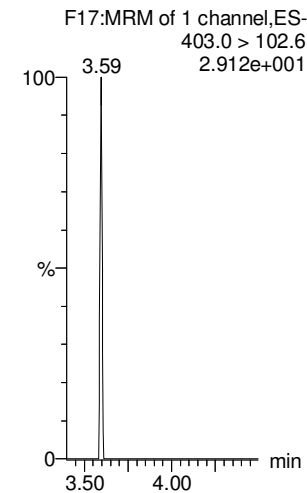
13C2-PFHxA



13C4-PFHpA



18O2-PFHxS



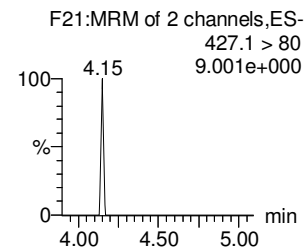
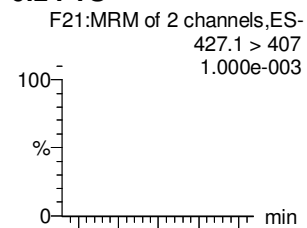
Dataset: U:\Q4.PRO\results\180103M1\170103M1-10.qld

Last Altered: Thursday, January 04, 2018 10:17:13 Pacific Standard Time

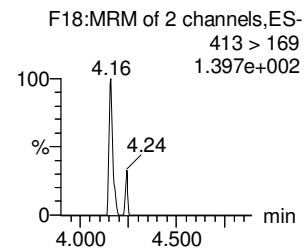
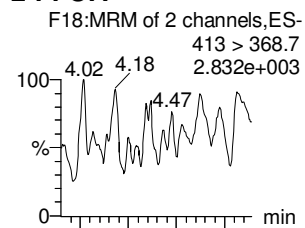
Printed: Thursday, January 04, 2018 10:18:19 Pacific Standard Time

Name: 180103M1_10, Date: 03-Jan-2018, Time: 20:18:28, ID: IPA, Description: IPA

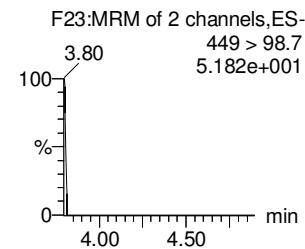
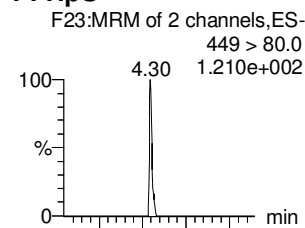
6:2 FTS



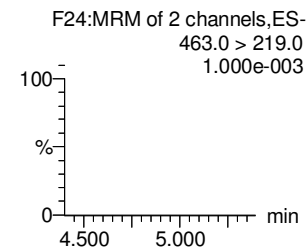
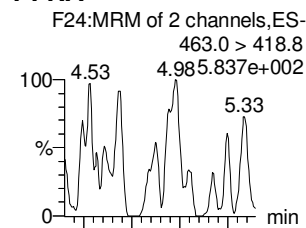
L-PFOA



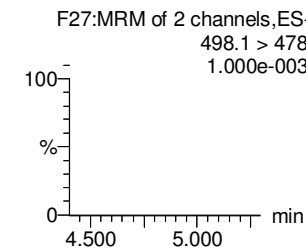
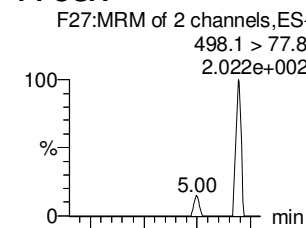
PFHpS



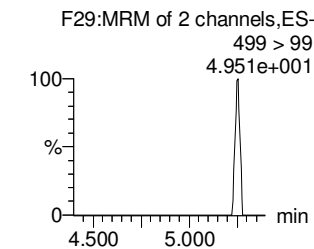
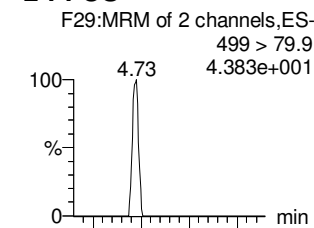
PFNA



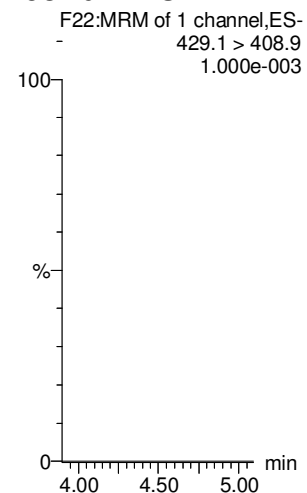
PFOSA



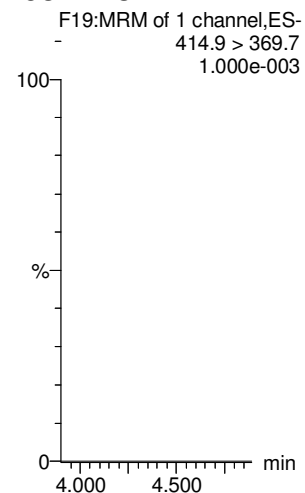
L-PFOS



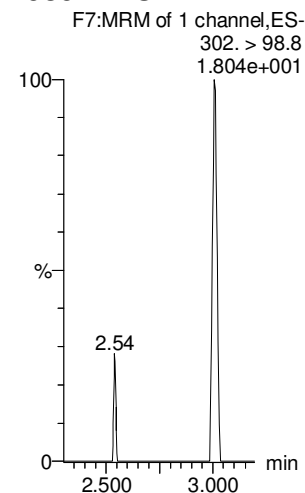
13C2-6:2 FTS



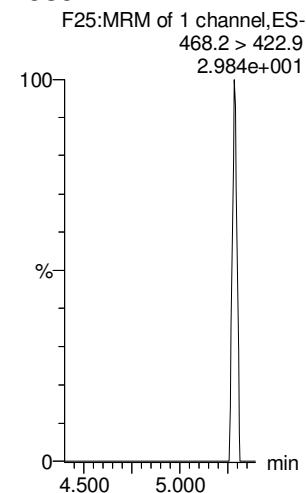
13C2-PFOA



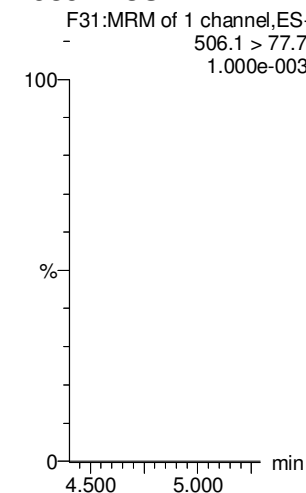
13C3-PFBS



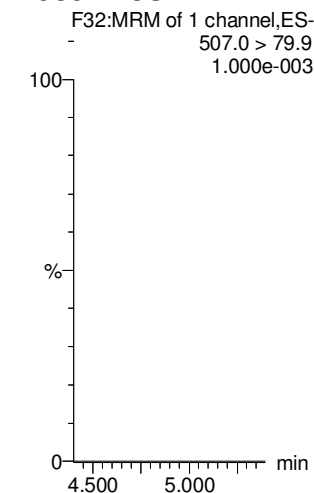
13C5-PFNA



13C8-PFOA



13C8-PFOS



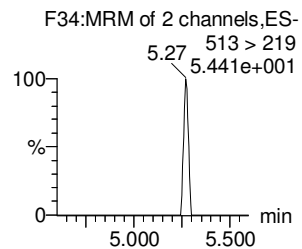
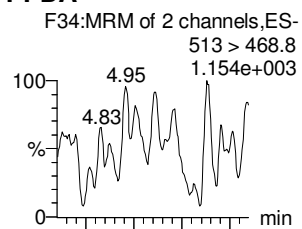
Dataset: U:\Q4.PRO\results\180103M1\170103M1-10.qld

Last Altered: Thursday, January 04, 2018 10:17:13 Pacific Standard Time

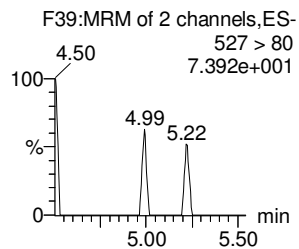
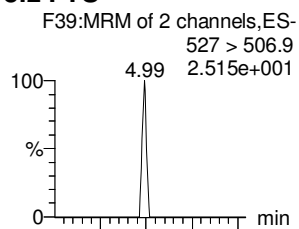
Printed: Thursday, January 04, 2018 10:18:19 Pacific Standard Time

Name: 180103M1_10, Date: 03-Jan-2018, Time: 20:18:28, ID: IPA, Description: IPA

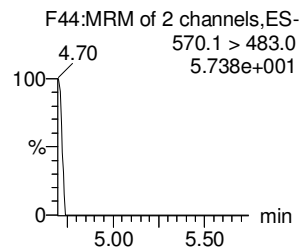
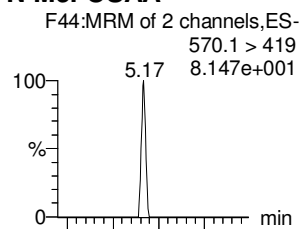
PFDA



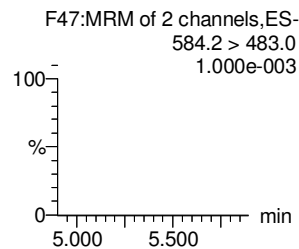
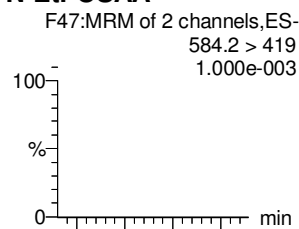
8:2 FTS



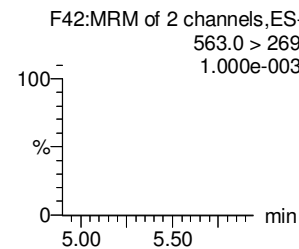
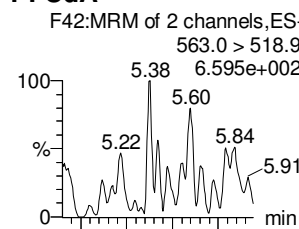
N-MeFOSAA



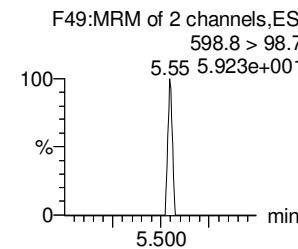
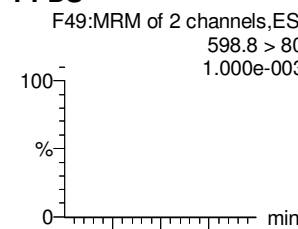
N-EtFOSAA



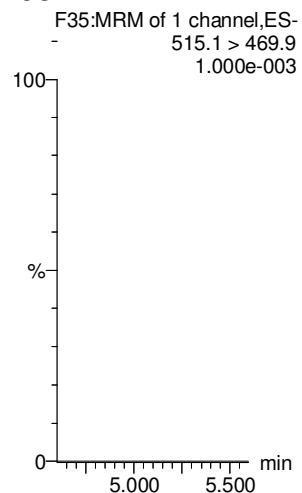
PFUdA



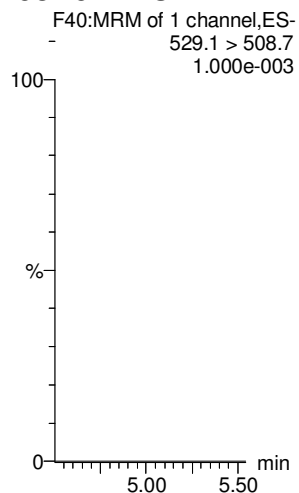
PFDS



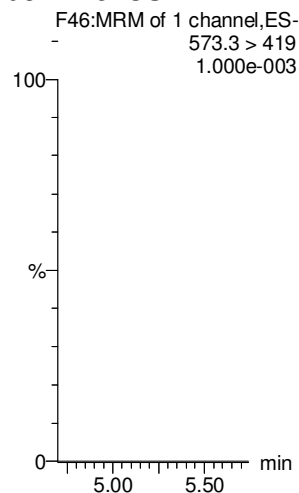
13C2-PFDA



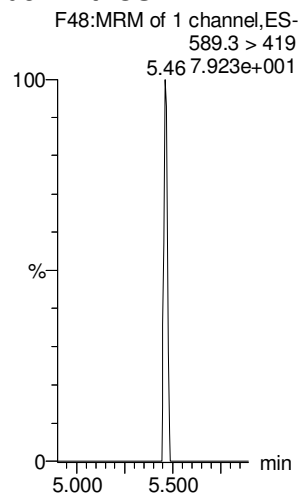
13C2-8:2 FTS



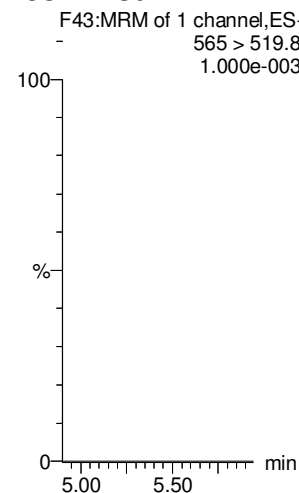
d3-N-MeFOSAA



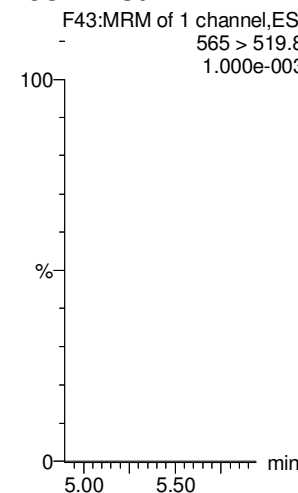
d5-N-EtFOSAA



13C2-PFUdA



13C2-PFUdA



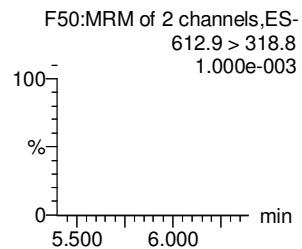
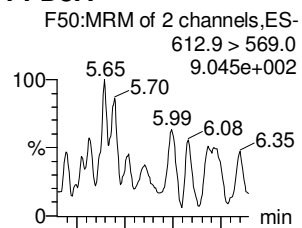
Dataset: U:\Q4.PRO\results\180103M1\170103M1-10.qld

Last Altered: Thursday, January 04, 2018 10:17:13 Pacific Standard Time

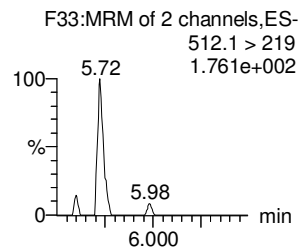
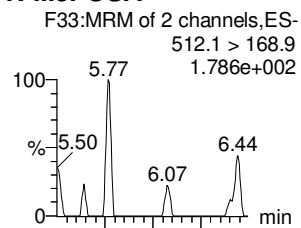
Printed: Thursday, January 04, 2018 10:18:19 Pacific Standard Time

Name: 180103M1_10, Date: 03-Jan-2018, Time: 20:18:28, ID: IPA, Description: IPA

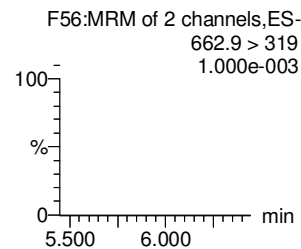
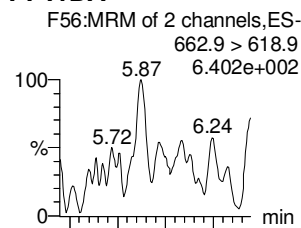
PFDoA



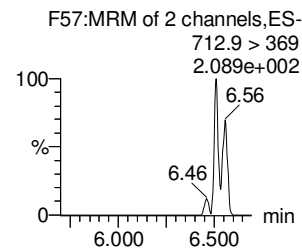
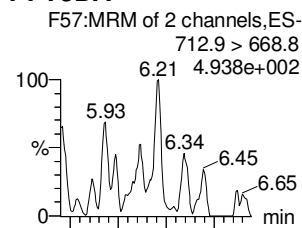
N-MeFOSA



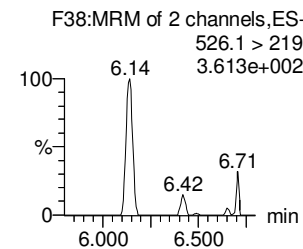
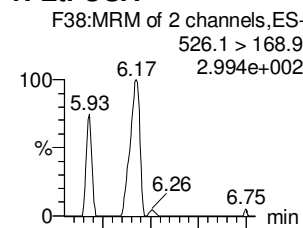
PFTrDA



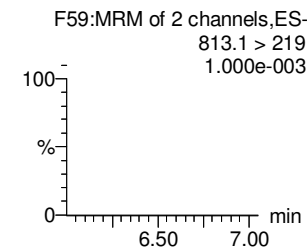
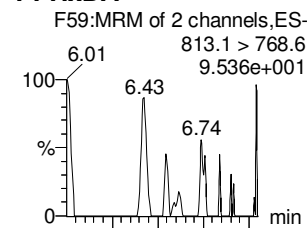
PFTeDA



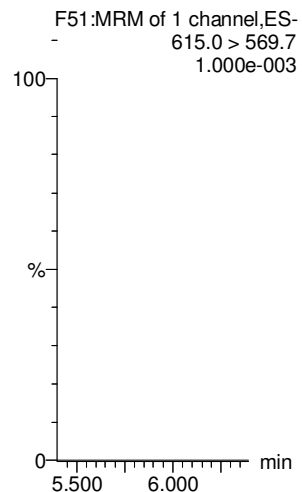
N-EtFOSA



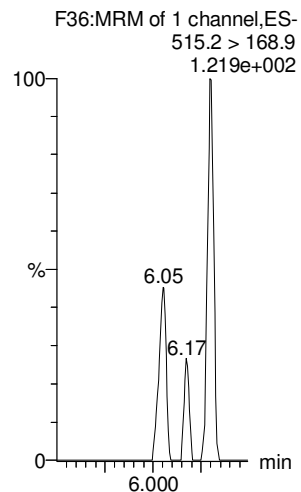
PFHxDA



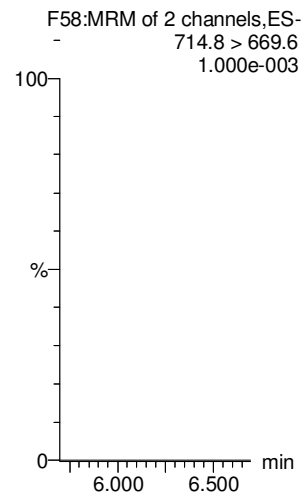
13C2-PFDoA



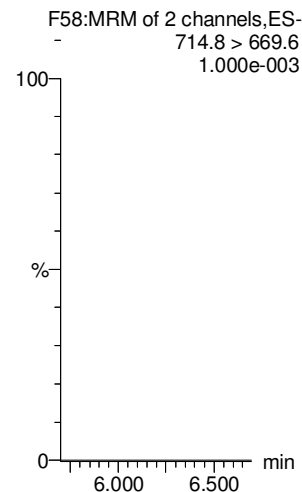
d3-N-MeFOSA



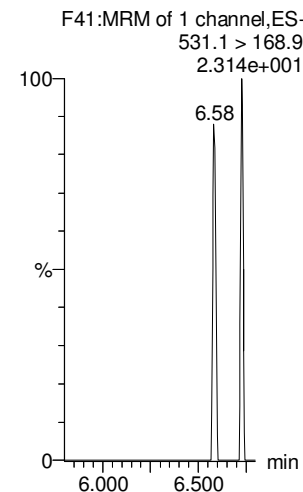
13C2-PFTeDA



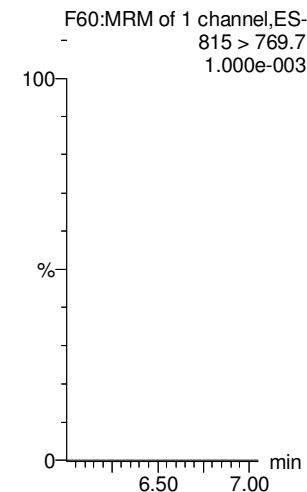
13C2-PFTeDA



d5-N-ETFOSA



13C2-PFHxDA



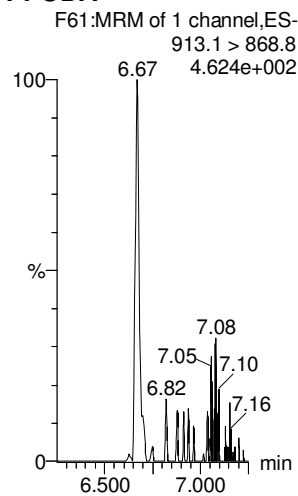
Dataset: U:\Q4.PRO\results\180103M1\170103M1-10.qld

Last Altered: Thursday, January 04, 2018 10:17:13 Pacific Standard Time

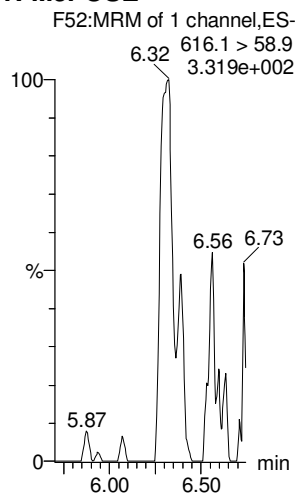
Printed: Thursday, January 04, 2018 10:18:19 Pacific Standard Time

Name: 180103M1_10, Date: 03-Jan-2018, Time: 20:18:28, ID: IPA, Description: IPA

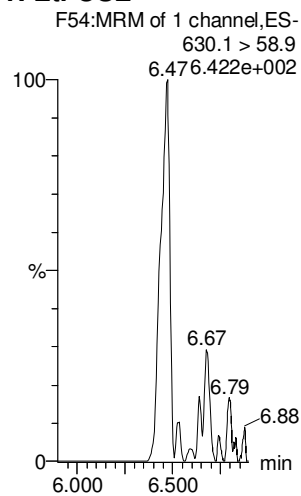
PFODA



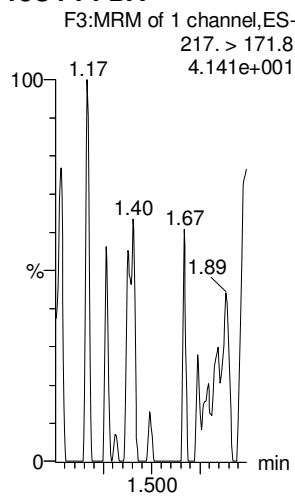
N-MeFOSE



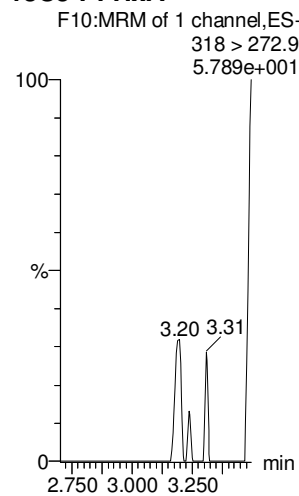
N-EtFOSE



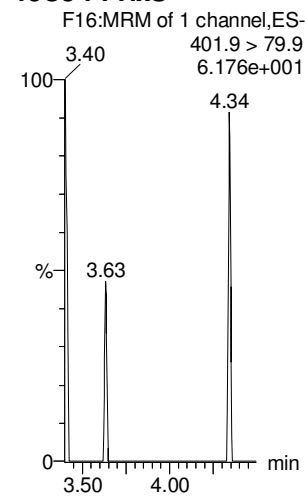
13C4-PFBA



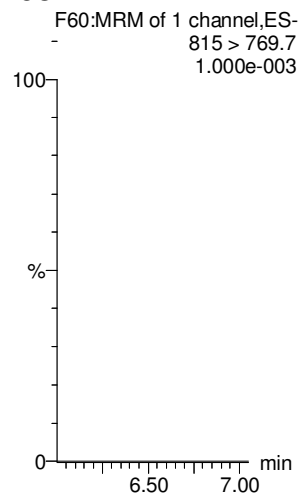
13C5-PFHxA



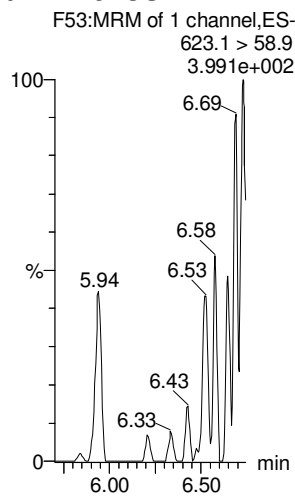
13C3-PFHxS



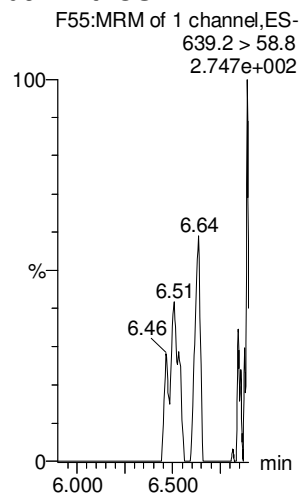
13C2-PFHxDA



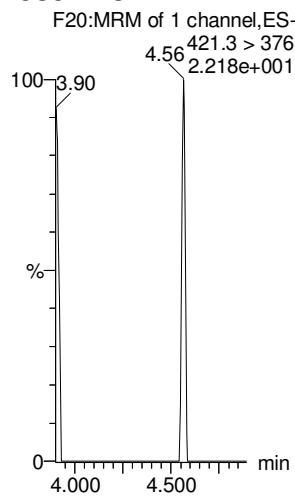
d7-N-MeFOSE



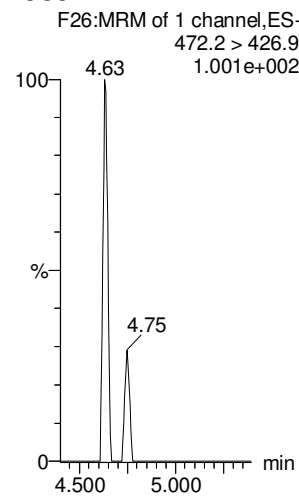
d9-N-EtFOSE



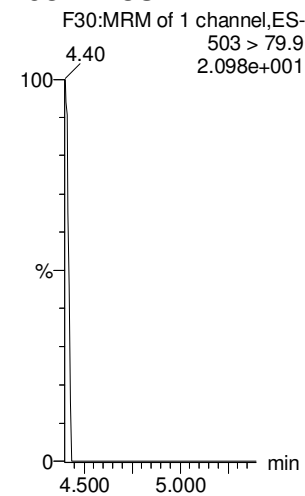
13C8-PFOA



13C9-PFNA



13C4-PFOS



Dataset: U:\Q4.PRO\results\180103M1\170103M1-10.qld

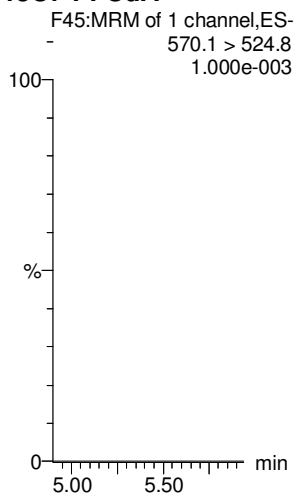
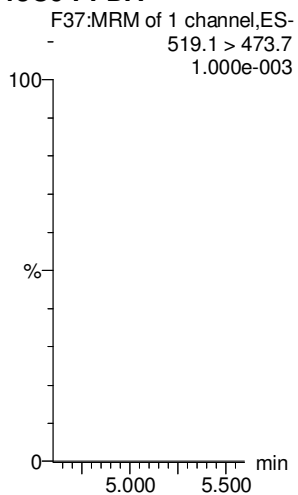
Last Altered: Thursday, January 04, 2018 10:17:13 Pacific Standard Time

Printed: Thursday, January 04, 2018 10:18:19 Pacific Standard Time

Name: 180103M1_10, Date: 03-Jan-2018, Time: 20:18:28, ID: IPA, Description: IPA

13C6-PFDA

13C7-PFUdA



Dataset: U:\Q4.PRO\results\180103M2\180103M2-29.qld

Last Altered: Monday, January 08, 2018 16:18:11 Pacific Standard Time

Printed: Monday, January 08, 2018 16:18:29 Pacific Standard Time

AC
1/8/18

Method: U:\Q4.PRO\MethDB\PFAS_FULL_80C_122917-PFOA-QUAD.mdb 05 Jan 2018 10:33:24

Calibration: U:\Q4.PRO\CurveDB\C18_VAL-PFAS_Q4_01-03-18_PFOS-PFHXS.cdb 08 Jan 2018 15:56:22

Name: 180103M2_29, Date: 04-Jan-2018, Time: 03:35:01, ID: ST180103M2-11 PFC CS3 17L2810, Description: PFC CS3 17L2810

#	Name	Trace	Area	IS Area	Wt./Vol.	RRF	Pred.RT	RT	y Axis Resp.	Conc.	%Rec
1	6 L-PFHxS	398.9 > 79.6	1.23e3	1.00e3	1.0000		3.92	3.86	15.3	8.43	84.3
2	14 L-PFOS	499 > 79.9	2.25e3	2.53e3	1.0000		4.83	4.75	11.1	10.8	108.3
3	36 18O2-PFHxS	403.0 > 102.6	1.00e3	2.69e3	1.0000	0.359	3.95	3.86	4.66	13.0	103.8
4	41 13C8-PFOS	507.0 > 79.9	2.53e3	2.11e3	1.0000	0.996	4.83	4.75	15.0	15.0	120.3
5	56 13C3-PFHxS	401.9 > 79.9	2.69e3	2.69e3	1.0000	1.000	3.95	3.86	12.5	12.5	100.0
6	59 13C4-PFOS	503 > 79.9	2.11e3	2.11e3	1.0000	1.000	4.83	4.75	12.5	12.5	100.0

79.60
↓
50.150
↓

✓ JA
01/09/2018

Dataset: Untitled

Last Altered: Monday, January 08, 2018 16:14:19 Pacific Standard Time

Printed: Monday, January 08, 2018 16:16:33 Pacific Standard Time

Method: U:\Q4.PRO\MethDB\PFAS_FULL_80C_122917-PFOA-QUAD.mdb 05 Jan 2018 10:33:24

Calibration: U:\Q4.PRO\CurveDB\C18_VAL-PFAS_Q4_01-03-18_PFOS-PFHXS.cdb 08 Jan 2018 15:56:22

Compound name: PFBA

	Name	ID	Acq.Date	Acq.Time
1	180103M2_1	IPA	03-Jan-18	22:21:28
2	180103M2_2	ST180103M2-1 PFC CS-2 17L2805	03-Jan-18	22:32:37
3	180103M2_3	ST180103M2-2 PFC CS-1 17L2806	03-Jan-18	22:43:47
4	180103M2_4	ST180103M2-3 PFC CS0 17L2807	03-Jan-18	22:54:58
5	180103M2_5	ST180103M2-4 PFC CS1 17L2808	03-Jan-18	23:06:09
6	180103M2_6	ST180103M2-5 PFC CS2 17L2809	03-Jan-18	23:17:21
7	180103M2_7	ST180103M2-6 PFC CS3 17L2810	03-Jan-18	23:28:33
8	180103M2_8	ST180103M2-7 PFC CS4 17L2811	03-Jan-18	23:39:44
9	180103M2_9	ST180103M2-8 PFC CS5 17L2812	03-Jan-18	23:50:54
10	180103M2_10	ST180103M2-9 PFC CS6 17L2816	04-Jan-18	00:02:05
11	180103M2_11	ST180103M2-10 PFC CS7 17L2817	04-Jan-18	00:13:16
12	180103M2_12	IPA	04-Jan-18	00:24:32
13	180103M2_13	ICV180103M2-1 PFC ICV 17L2804	04-Jan-18	00:35:51
14	180103M2_14	B7L0209-BS1 OPR 0.25	04-Jan-18	00:47:06
15	180103M2_15	B7L0209-BSD1 LCSD 0.25	04-Jan-18	00:58:23
16	180103M2_16	IPA	04-Jan-18	01:09:34
17	180103M2_17	B7L0209-BLK1 Method Blank 0.25	04-Jan-18	01:20:45
18	180103M2_18	1701825-01RE1 GW2327171127RAP 0.25857	04-Jan-18	01:31:56
19	180103M2_19	1701825-02RE1 GW3337171127RAP 0.25864	04-Jan-18	01:43:06
20	180103M2_20	1701825-03RE1 GW4549171127RAP 0.25917	04-Jan-18	01:54:17
21	180103M2_21	1701825-04RE1 GW0509171128RAP 0.25247	04-Jan-18	02:05:28
22	180103M2_22	1701825-05RE1 GW1519171128RAP 0.2606	04-Jan-18	02:16:40
23	180103M2_23	1701825-06RE1 GW2529171128RAP 0.26127	04-Jan-18	02:27:57
24	180103M2_24	1701825-07RE1 FD-GW2529171128RAP 0.2...	04-Jan-18	02:39:08
25	180103M2_25	1701825-08RE1 GW3236171128RAP 0.25529	04-Jan-18	02:50:19
26	180103M2_26	1701825-09RE1 GW4549171128RAP 0.25678	04-Jan-18	03:01:30
27	180103M2_27	1701825-10RE1 GW0509171129RAP 0.26542	04-Jan-18	03:12:40
28	180103M2_28	IPA	04-Jan-18	03:23:51
29	180103M2_29	ST180103M2-11 PFC CS3 17L2810	04-Jan-18	03:35:01
30	180103M2_30	IPA	04-Jan-18	03:46:12
31	180103M2_31	1701825-11RE1 GW1519171129RAP 0.26298	04-Jan-18	03:57:23

Dataset: Untitled

Last Altered: Monday, January 08, 2018 16:14:19 Pacific Standard Time

Printed: Monday, January 08, 2018 16:16:33 Pacific Standard Time

Compound name: PFBA

	Name	ID	Acq.Date	Acq.Time
32	180103M2_32	1701825-12RE1 GW2529171129RAP 0.26227	04-Jan-18	04:08:34
33	180103M2_33	1701825-13RE1 GW4145171130RAP 0.25919	04-Jan-18	04:19:44
34	180103M2_34	1701825-14RE1 GW5155171130RAP 0.25159	04-Jan-18	04:30:55
35	180103M2_35	1701828-01RE1 IR03-MW042-C1-17D 0.25079	04-Jan-18	04:42:06
36	180103M2_36	1701828-02RE1 IR03-MW049-C1-17D 0.25035	04-Jan-18	04:53:16
37	180103M2_37	1701828-03RE1 IR03-MW103-C1-17D 0.25474	04-Jan-18	05:04:27
38	180103M2_38	1701828-04RE1 IR03-MW104-C2-17D 0.2544	04-Jan-18	05:15:38
39	180103M2_39	1701828-05RE1 IR03-MW116-Y-17D 0.24862	04-Jan-18	05:26:48
40	180103M2_40	1701828-06RE1 IR03-MW116P-Y-17D 0.25902	04-Jan-18	05:38:00
41	180103M2_41	IPA	04-Jan-18	05:49:10
42	180103M2_42	ST180103M2-12 PFC CS3 17L2810	04-Jan-18	06:00:20
43	180103M2_43	IPA	04-Jan-18	06:11:31

Dataset: U:\Q4.PRO\results\180103M2\180103M2-29.qld

Last Altered: Monday, January 08, 2018 16:18:11 Pacific Standard Time

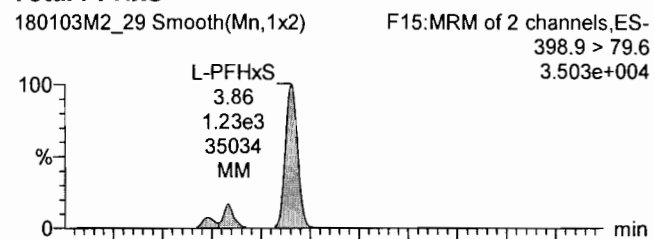
Printed: Monday, January 08, 2018 16:18:29 Pacific Standard Time

Method: U:\Q4.PRO\MethDB\PFAS_FULL_80C_122917-PFOA-QUAD.mdb 05 Jan 2018 10:33:24

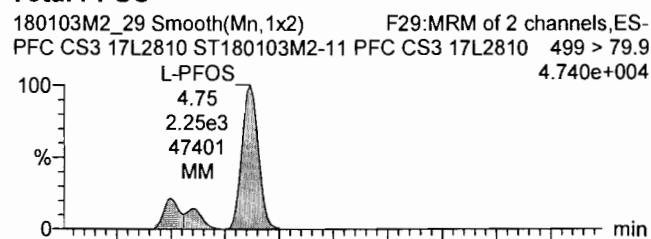
Calibration: U:\Q4.PRO\CurveDB\C18_VAL-PFAS_Q4_01-03-18_PFOS-PFHXS.cdb 08 Jan 2018 15:56:22

Name: 180103M2_29, Date: 04-Jan-2018, Time: 03:35:01, ID: ST180103M2-11 PFC CS3 17L2810, Description: PFC CS3 17L2810

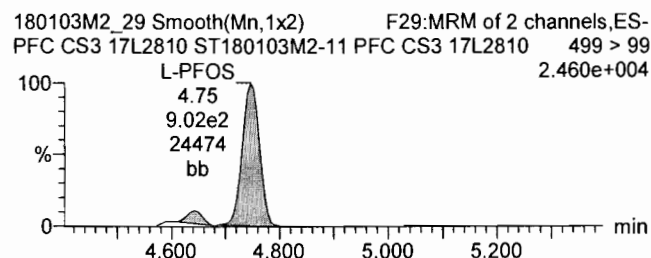
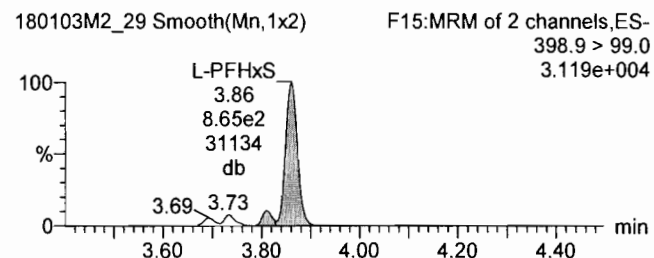
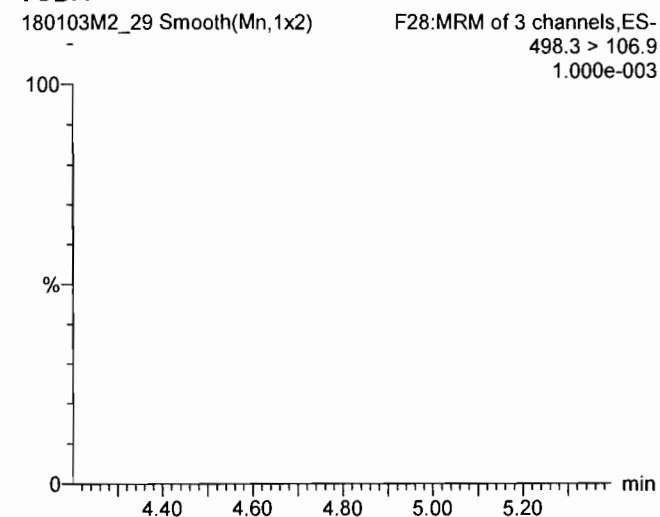
Total PFHxS



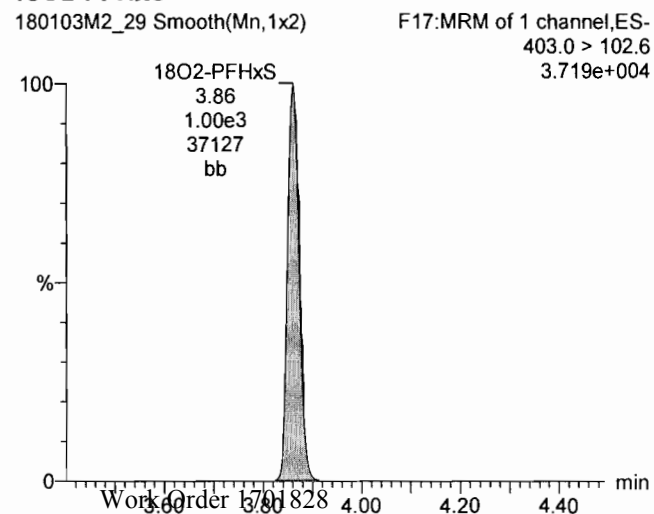
Total PFOS



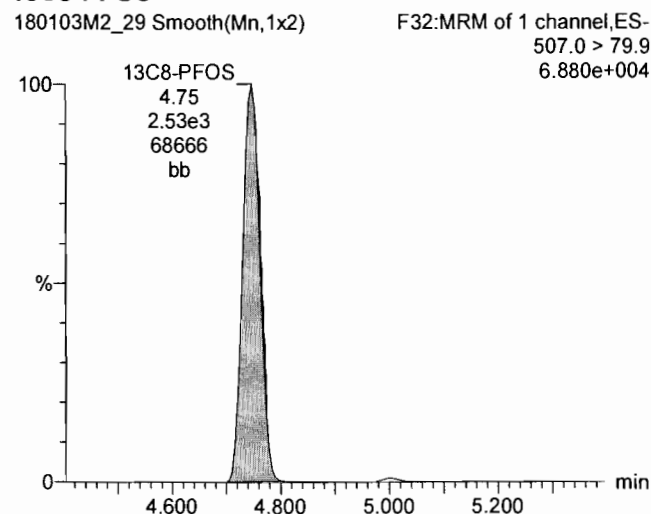
TCDA



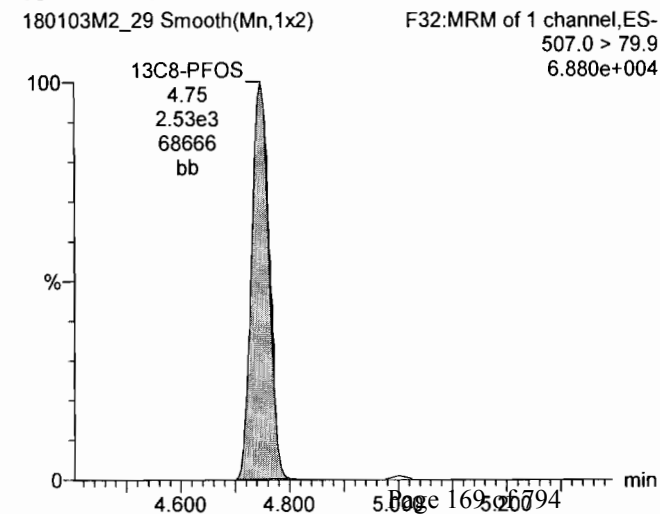
18O2-PFHxS



13C8-PFOS



13C8-PFOS



Dataset: U:\Q4.PRO\results\180103M2\180103M2-29.qld

Last Altered: Monday, January 08, 2018 16:18:11 Pacific Standard Time

Printed: Monday, January 08, 2018 16:18:29 Pacific Standard Time

Name: 180103M2_29, Date: 04-Jan-2018, Time: 03:35:01, ID: ST180103M2-11 PFC CS3 17L2810, Description: PFC CS3 17L2810

13C3-PFHxS

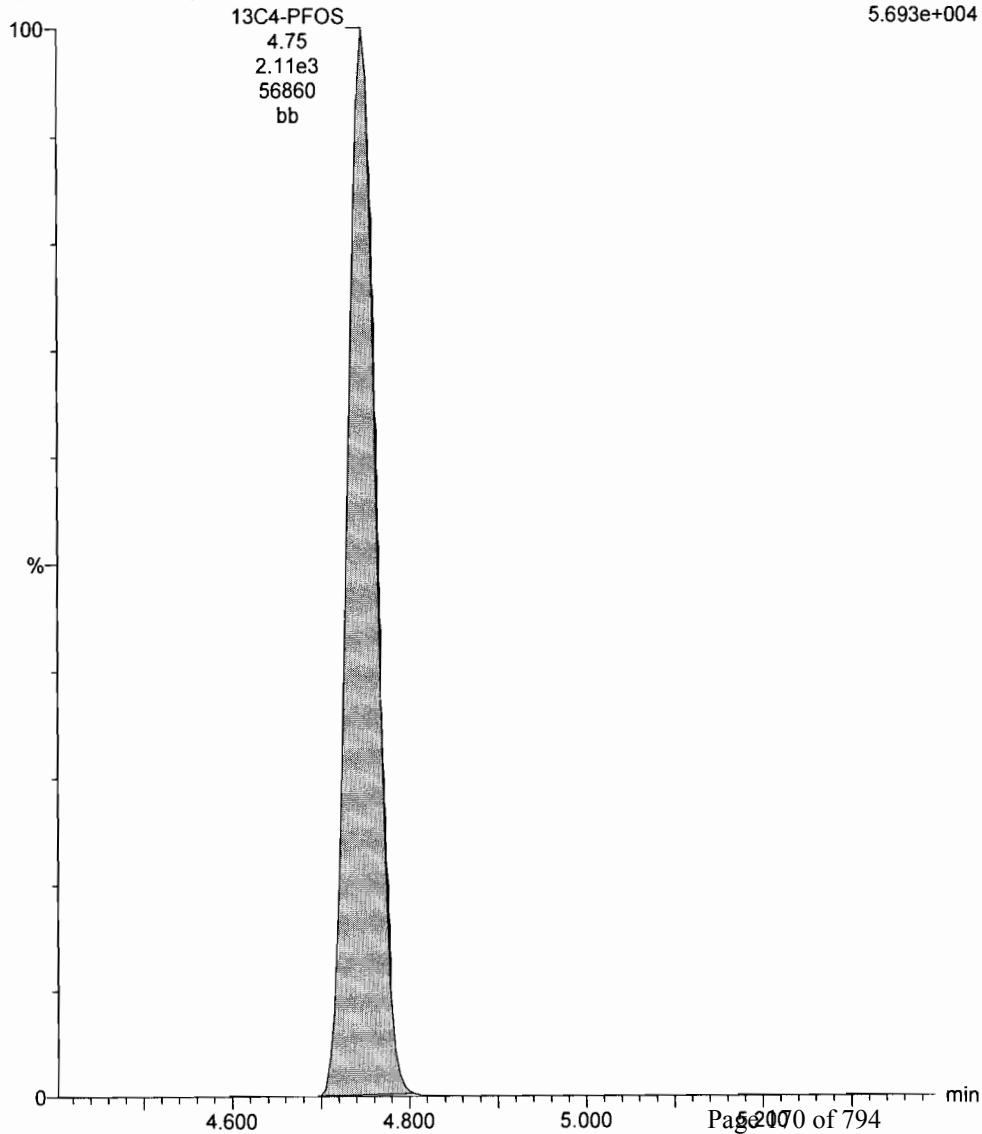

180103M2_29 Smooth(Mn,1x2)
PFC CS3 17L2810 ST180103M2-11 PFC CS3 17L2810

F16:MRM of 1 channel,ES-
401.9 > 79.9
1.006e+005

13C4-PFOS

180103M2_29 Smooth(Mn,1x2)
PFC CS3 17L2810 ST180103M2-11 PFC CS3 17L2810

F30:MRM of 1 channel,ES-
503 > 79.9
5.693e+004



Dataset: U:\Q4.PRO\results\180103M2\180103M2-42.qld

Last Altered: Monday, January 08, 2018 16:19:39 Pacific Standard Time

Printed: Monday, January 08, 2018 16:19:56 Pacific Standard Time

Method: U:\Q4.PRO\MethDB\PFAS_FULL_80C_122917-PFOA-QUAD.mdb 05 Jan 2018 10:33:24

Calibration: U:\Q4.PRO\CurveDB\C18_VAL-PFAS_Q4_01-03-18_PFOS-PFHXS.cdb 08 Jan 2018 15:56:22

AC
1/8/18

Name: 180103M2_42, Date: 04-Jan-2018, Time: 06:00:20, ID: ST180103M2-12 PFC CS3 17L2810, Description: PFC CS3 17L2810

#	Name	Trace	Area	IS Area	Wt./Vol.	RRF	Pred.RT	RT	y Axis Resp.	Conc.	%Rec
1	6 L-PFHxS	398.9 > 79.6	1.38e3	9.46e2	1.0000		3.92	3.86	18.3	10.1	100.5
2	14 L-PFOS	499 > 79.9	2.04e3	2.27e3	1.0000		4.83	4.75	11.3	11.0	110.0
3	36 18O2-PFHxS	403.0 > 102.6	9.46e2	2.67e3	1.0000	0.359	3.95	3.86	4.43	12.3	98.6
4	41 13C8-PFOS	507.0 > 79.9	2.27e3	2.11e3	1.0000	0.996	4.83	4.75	13.4	13.5	107.9
5	56 13C3-PFHxS	401.9 > 79.9	2.67e3	2.67e3	1.0000	1.000	3.95	3.86	12.5	12.5	100.0
6	59 13C4-PFOS	503 > 79.9	2.11e3	2.11e3	1.0000	1.000	4.83	4.75	12.5	12.5	100.0

70-130
↓
50-150
↓

✓JA.
01/09/2018

Dataset: Untitled

Last Altered: Monday, January 08, 2018 16:14:19 Pacific Standard Time
Printed: Monday, January 08, 2018 16:16:33 Pacific Standard Time

Method: U:\Q4.PRO\MethDB\PFAS_FULL_80C_122917-PFOA-QUAD.mdb 05 Jan 2018 10:33:24
Calibration: U:\Q4.PRO\CurveDB\C18_VAL-PFAS_Q4_01-03-18_PFOS-PFHXS.cdb 08 Jan 2018 15:56:22

Compound name: PFBA

	Name	ID	Acq.Date	Acq.Time
1	180103M2_1	IPA	03-Jan-18	22:21:28
2	180103M2_2	ST180103M2-1 PFC CS-2 17L2805	03-Jan-18	22:32:37
3	180103M2_3	ST180103M2-2 PFC CS-1 17L2806	03-Jan-18	22:43:47
4	180103M2_4	ST180103M2-3 PFC CS0 17L2807	03-Jan-18	22:54:58
5	180103M2_5	ST180103M2-4 PFC CS1 17L2808	03-Jan-18	23:06:09
6	180103M2_6	ST180103M2-5 PFC CS2 17L2809	03-Jan-18	23:17:21
7	180103M2_7	ST180103M2-6 PFC CS3 17L2810	03-Jan-18	23:28:33
8	180103M2_8	ST180103M2-7 PFC CS4 17L2811	03-Jan-18	23:39:44
9	180103M2_9	ST180103M2-8 PFC CS5 17L2812	03-Jan-18	23:50:54
10	180103M2_10	ST180103M2-9 PFC CS6 17L2816	04-Jan-18	00:02:05
11	180103M2_11	ST180103M2-10 PFC CS7 17L2817	04-Jan-18	00:13:16
12	180103M2_12	IPA	04-Jan-18	00:24:32
13	180103M2_13	ICV180103M2-1 PFC ICV 17L2804	04-Jan-18	00:35:51
14	180103M2_14	B7L0209-BS1 OPR 0.25	04-Jan-18	00:47:06
15	180103M2_15	B7L0209-BSD1 LCSD 0.25	04-Jan-18	00:58:23
16	180103M2_16	IPA	04-Jan-18	01:09:34
17	180103M2_17	B7L0209-BLK1 Method Blank 0.25	04-Jan-18	01:20:45
18	180103M2_18	1701825-01RE1 GW2327171127RAP 0.25857	04-Jan-18	01:31:56
19	180103M2_19	1701825-02RE1 GW3337171127RAP 0.25864	04-Jan-18	01:43:06
20	180103M2_20	1701825-03RE1 GW4549171127RAP 0.25917	04-Jan-18	01:54:17
21	180103M2_21	1701825-04RE1 GW0509171128RAP 0.25247	04-Jan-18	02:05:28
22	180103M2_22	1701825-05RE1 GW1519171128RAP 0.2606	04-Jan-18	02:16:40
23	180103M2_23	1701825-06RE1 GW2529171128RAP 0.26127	04-Jan-18	02:27:57
24	180103M2_24	1701825-07RE1 FD-GW2529171128RAP 0.2...	04-Jan-18	02:39:08
25	180103M2_25	1701825-08RE1 GW3236171128RAP 0.25529	04-Jan-18	02:50:19
26	180103M2_26	1701825-09RE1 GW4549171128RAP 0.25678	04-Jan-18	03:01:30
27	180103M2_27	1701825-10RE1 GW0509171129RAP 0.26542	04-Jan-18	03:12:40
28	180103M2_28	IPA	04-Jan-18	03:23:51
29	180103M2_29	ST180103M2-11 PFC CS3 17L2810	04-Jan-18	03:35:01
30	180103M2_30	IPA	04-Jan-18	03:46:12
31	180103M2_31	1701825-11RE1 GW1519171129RAP 0.26298	04-Jan-18	03:57:23

Dataset: Untitled

Last Altered: Monday, January 08, 2018 16:14:19 Pacific Standard Time

Printed: Monday, January 08, 2018 16:16:33 Pacific Standard Time

Compound name: PFBA

	Name	ID	Acq.Date	Acq.Time
32	180103M2_32	1701825-12RE1 GW2529171129RAP 0.26227	04-Jan-18	04:08:34
33	180103M2_33	1701825-13RE1 GW4145171130RAP 0.25919	04-Jan-18	04:19:44
34	180103M2_34	1701825-14RE1 GW5155171130RAP 0.25159	04-Jan-18	04:30:55
35	180103M2_35	1701828-01RE1 IR03-MW042-C1-17D 0.25079	04-Jan-18	04:42:06
36	180103M2_36	1701828-02RE1 IR03-MW049-C1-17D 0.25035	04-Jan-18	04:53:16
37	180103M2_37	1701828-03RE1 IR03-MW103-C1-17D 0.25474	04-Jan-18	05:04:27
38	180103M2_38	1701828-04RE1 IR03-MW104-C2-17D 0.2544	04-Jan-18	05:15:38
39	180103M2_39	1701828-05RE1 IR03-MW116-Y-17D 0.24862	04-Jan-18	05:26:48
40	180103M2_40	1701828-06RE1 IR03-MW116P-Y-17D 0.25902	04-Jan-18	05:38:00
41	180103M2_41	IPA	04-Jan-18	05:49:10
42	180103M2_42	ST180103M2-12 PFC CS3 17L2810	04-Jan-18	06:00:20
43	180103M2_43	IPA	04-Jan-18	06:11:31

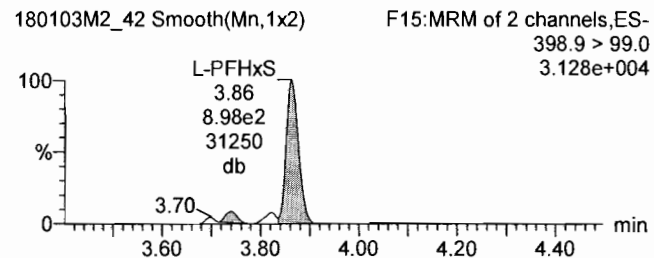
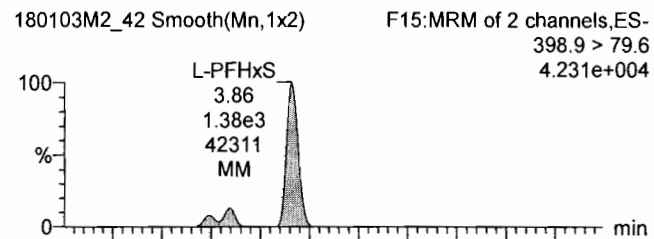
Dataset: U:\Q4.PRO\results\180103M2\180103M2-42.qld

Last Altered: Monday, January 08, 2018 16:19:39 Pacific Standard Time
Printed: Monday, January 08, 2018 16:19:56 Pacific Standard Time

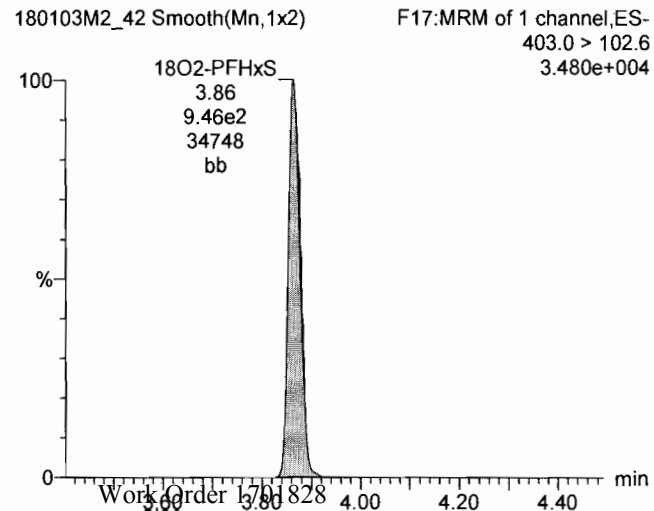
Method: U:\Q4.PRO\MethDB\PFAS_FULL_80C_122917-PFOA-QUAD.mdb 05 Jan 2018 10:33:24
Calibration: U:\Q4.PRO\CurveDB\C18_VAL-PFAS_Q4_01-03-18_PFOS-PFHXS.cdb 08 Jan 2018 15:56:22

Name: 180103M2_42, Date: 04-Jan-2018, Time: 06:00:20, ID: ST180103M2-12 PFC CS3 17L2810, Description: PFC CS3 17L2810

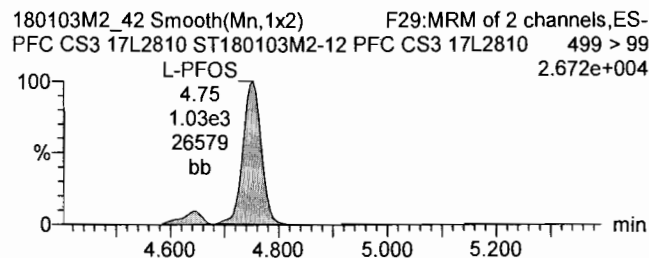
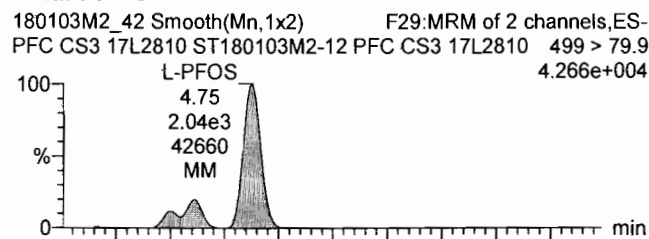
Total PFHxS



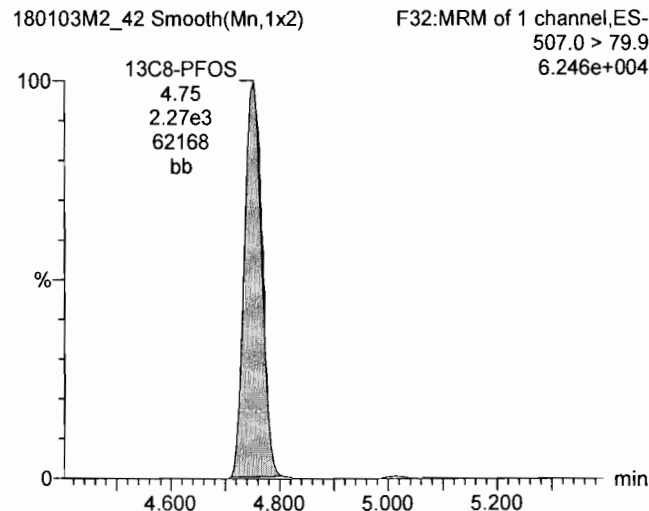
18O2-PFHxS



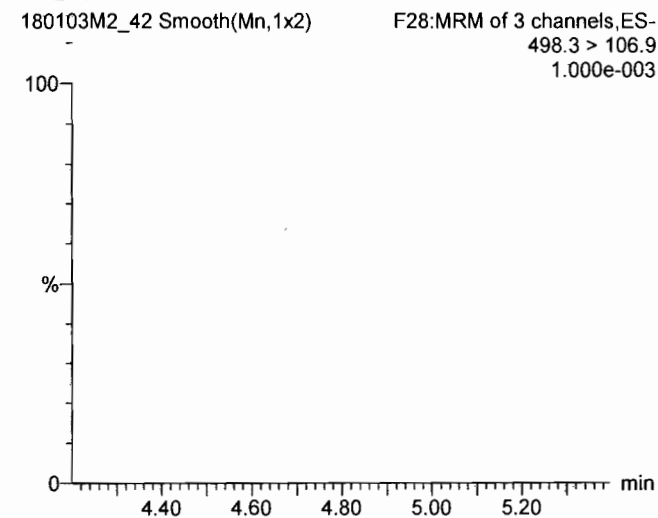
Total PFOS



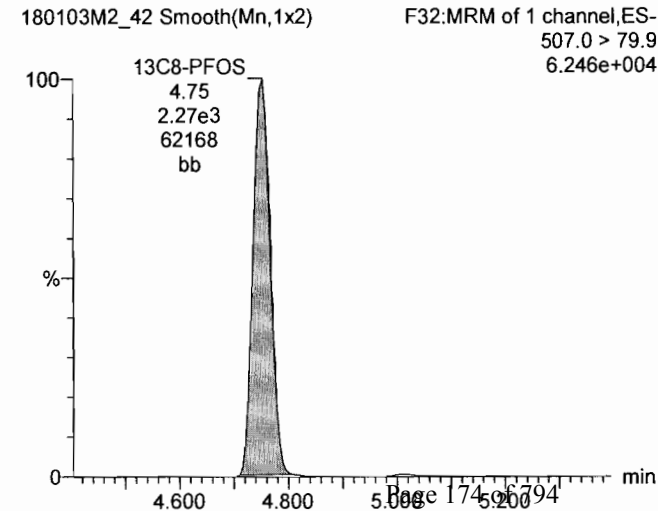
13C8-PFOS



TCDA



13C8-PFOS



Dataset: U:\Q4.PRO\results\180103M2\180103M2-42.qld


Last Altered: Monday, January 08, 2018 16:19:39 Pacific Standard Time
Printed: Monday, January 08, 2018 16:19:56 Pacific Standard Time

Name: 180103M2_42, Date: 04-Jan-2018, Time: 06:00:20, ID: ST180103M2-12 PFC CS3 17L2810, Description: PFC CS3 17L2810

13C3-PFHxS

180103M2_42 Smooth(Mn,1x2)
PFC CS3 17L2810 ST180103M2-12 PFC CS3 17L2810

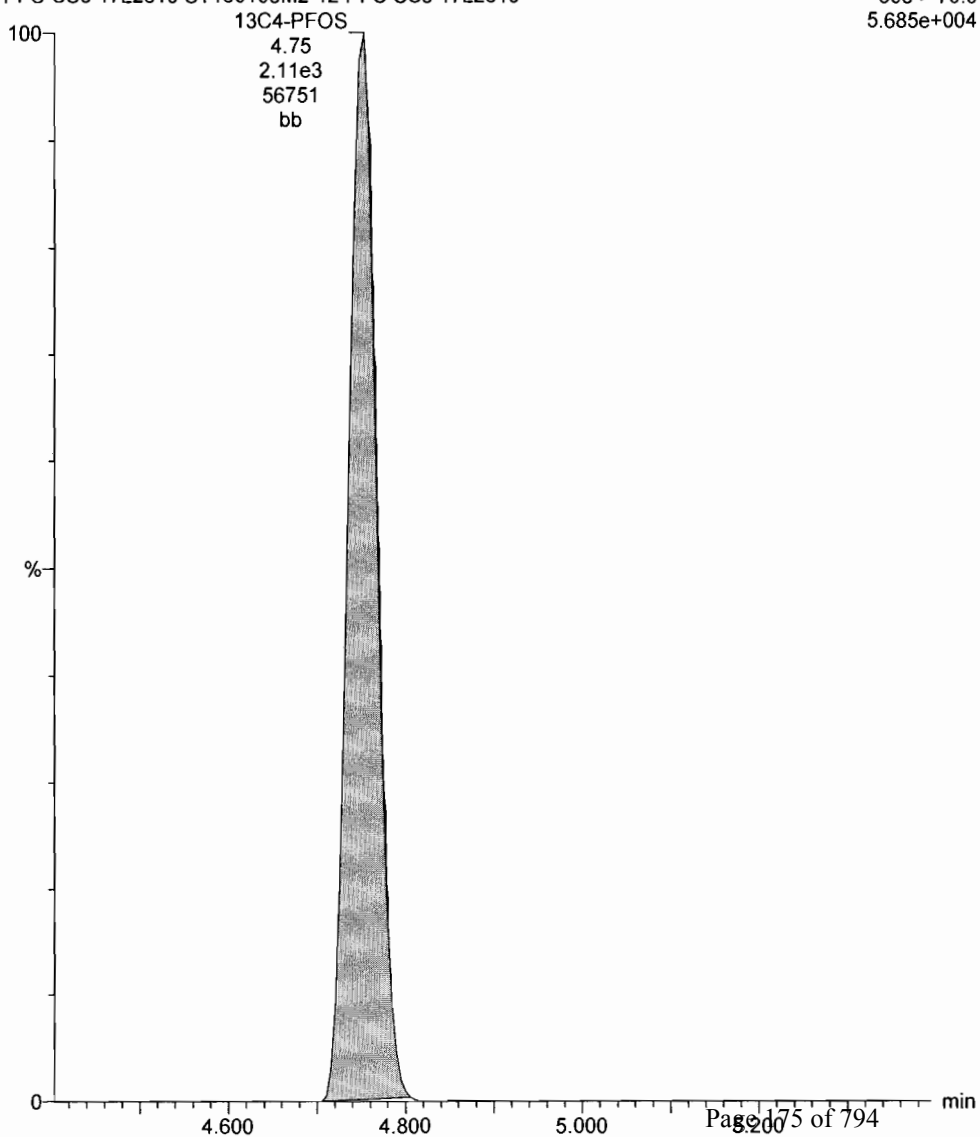
F16:MRM of 1 channel,ES-
401.9 > 79.9
9.774e+004



13C4-PFOS

180103M2_42 Smooth(Mn,1x2)
PFC CS3 17L2810 ST180103M2-12 PFC CS3 17L2810

F30:MRM of 1 channel,ES-
503 > 79.9
5.685e+004



Dataset: U:\Q4.PRO\results\180106M2\170106M2-IIS_AREA.qld

Last Altered: Sunday, January 07, 2018 11:31:47 Pacific Standard Time

Printed: Sunday, January 07, 2018 11:32:51 Pacific Standard Time

Method: U:\Q4.PRO\MethDB\PFAS_RS-12-29-17.mdb 30 Dec 2017 10:03:31

Calibration: 07 Jan 2018 11:31:47

Name: 180106M2_15, Date: 06-Jan-2018, Time: 19:12:17, ID: ST180106M2-6 PFC CS3 17L2810, Description: PFC CS3 17L2810

	# Name	ID	Area	%Rec	Area Out
1	1 13C4-PFBA	ST180106M2-6 PFC CS3 17L2810	8.49e3	100.0	NO
2	2 13C5-PFHxA	ST180106M2-6 PFC CS3 17L2810	1.01e4	100.0	NO
3	3 13C3-PFHxS	ST180106M2-6 PFC CS3 17L2810	2.21e3	100.0	NO
4	4 13C8-PFOA	ST180106M2-6 PFC CS3 17L2810	1.05e4	100.0	NO
5	5 13C9-PFNA	ST180106M2-6 PFC CS3 17L2810	9.33e3	100.0	NO
6	6 13C4-PFOS	ST180106M2-6 PFC CS3 17L2810	2.38e3	100.0	NO
7	7 13C6-PFDA	ST180106M2-6 PFC CS3 17L2810	5.42e3	100.0	NO
8	8 13C7-PFUDa	ST180106M2-6 PFC CS3 17L2810	9.61e3	100.0	NO

Name: 180106M2_22, Date: 06-Jan-2018, Time: 20:30:32, ID: B7L0209-BS1 OPR 0.25, Description: OPR

	# Name	ID	Area	%Rec	Area Out
1	1 13C4-PFBA	B7L0209-BS1 OPR 0.25	6.99e3	82.3	NO
2	2 13C5-PFHxA	B7L0209-BS1 OPR 0.25	8.43e3	83.3	NO
3	3 13C3-PFHxS	B7L0209-BS1 OPR 0.25	2.01e3	91.2	NO
4	4 13C8-PFOA	B7L0209-BS1 OPR 0.25	8.37e3	80.0	NO
5	5 13C9-PFNA	B7L0209-BS1 OPR 0.25	7.79e3	83.5	NO
6	6 13C4-PFOS	B7L0209-BS1 OPR 0.25	1.97e3	82.6	NO
7	7 13C6-PFDA	B7L0209-BS1 OPR 0.25	5.40e3	99.6	NO
8	8 13C7-PFUDa	B7L0209-BS1 OPR 0.25	7.03e3	73.2	NO

Name: 180106M2_23, Date: 06-Jan-2018, Time: 20:41:42, ID: B7L0209-BSD1 LCSD 0.25, Description: LCSD

	# Name	ID	Area	%Rec	Area Out
1	1 13C4-PFBA	B7L0209-BSD1 LCSD 0.25	6.90e3	81.2	NO
2	2 13C5-PFHxA	B7L0209-BSD1 LCSD 0.25	7.94e3	78.5	NO
3	3 13C3-PFHxS	B7L0209-BSD1 LCSD 0.25	2.17e3	98.4	NO
4	4 13C8-PFOA	B7L0209-BSD1 LCSD 0.25	8.45e3	80.7	NO
5	5 13C9-PFNA	B7L0209-BSD1 LCSD 0.25	8.11e3	86.9	NO
6	6 13C4-PFOS	B7L0209-BSD1 LCSD 0.25	2.32e3	97.5	NO
7	7 13C6-PFDA	B7L0209-BSD1 LCSD 0.25	5.64e3	104.1	NO
8	8 13C7-PFUDa	B7L0209-BSD1 LCSD 0.25	9.40e3	97.8	NO

Name: 180106M2_24, Date: 06-Jan-2018, Time: 20:52:53, ID: IPA, Description: IPA

	# Name	ID	Area	%Rec	Area Out
1	1 13C4-PFBA	IPA			NO
2	2 13C5-PFHxA	IPA			NO
3	3 13C3-PFHxS	IPA			NO
4	4 13C8-PFOA	IPA			NO
5	5 13C9-PFNA	IPA			NO
6	6 13C4-PFOS	IPA			NO
7	7 13C6-PFDA	IPA			NO
8	8 13C7-PFUDa	IPA			NO

Dataset: U:\Q4.PRO\results\180106M2\170106M2-IIS_AREA.qld

Last Altered: Sunday, January 07, 2018 11:31:47 Pacific Standard Time

Printed: Sunday, January 07, 2018 11:32:51 Pacific Standard Time

Name: 180106M2_25, Date: 06-Jan-2018, Time: 21:04:04, ID: B7L0209-BLK1 Method Blank 0.25, Description: Method Blank

#	Name	ID	Area	%Rec	Area Out
1	1 13C4-PFBA	B7L0209-BLK1 Method Blank 0.25	6.97e3	82.0	NO
2	2 13C5-PFHxA	B7L0209-BLK1 Method Blank 0.25	8.39e3	82.9	NO
3	3 13C3-PFHxS	B7L0209-BLK1 Method Blank 0.25	2.19e3	99.3	NO
4	4 13C8-PFOA	B7L0209-BLK1 Method Blank 0.25	8.17e3	78.1	NO
5	5 13C9-PFNA	B7L0209-BLK1 Method Blank 0.25	9.34e3	100.1	NO
6	6 13C4-PFOS	B7L0209-BLK1 Method Blank 0.25	2.55e3	106.7	NO
7	7 13C6-PFDA	B7L0209-BLK1 Method Blank 0.25	6.83e3	125.9	NO
8	8 13C7-PFUdA	B7L0209-BLK1 Method Blank 0.25	1.03e4	107.1	NO

Name: 180106M2_26, Date: 06-Jan-2018, Time: 21:15:14, ID: 1701825-01RE1 GW2327171127RAP 0.25857, Description: GW2327171127RAP

#	Name	ID	Area	%Rec	Area Out
1	1 13C4-PFBA	1701825-01RE1 GW2327171127RAP 0...	6.00e3	70.7	NO
2	2 13C5-PFHxA	1701825-01RE1 GW2327171127RAP 0...	7.50e3	74.1	NO
3	3 13C3-PFHxS	1701825-01RE1 GW2327171127RAP 0...	1.89e3	85.4	NO
4	4 13C8-PFOA	1701825-01RE1 GW2327171127RAP 0...	8.10e3	77.4	NO
5	5 13C9-PFNA	1701825-01RE1 GW2327171127RAP 0...	8.33e3	89.2	NO
6	6 13C4-PFOS	1701825-01RE1 GW2327171127RAP 0...	2.12e3	89.0	NO
7	7 13C6-PFDA	1701825-01RE1 GW2327171127RAP 0...	4.99e3	92.0	NO
8	8 13C7-PFUdA	1701825-01RE1 GW2327171127RAP 0...	8.87e3	92.3	NO

Name: 180106M2_27, Date: 06-Jan-2018, Time: 21:26:30, ID: 1701825-02RE1 GW3337171127RAP 0.25864, Description: GW3337171127RAP

#	Name	ID	Area	%Rec	Area Out
1	1 13C4-PFBA	1701825-02RE1 GW3337171127RAP 0...	5.77e3	68.0	NO
2	2 13C5-PFHxA	1701825-02RE1 GW3337171127RAP 0...	7.22e3	71.3	NO
3	3 13C3-PFHxS	1701825-02RE1 GW3337171127RAP 0...	2.02e3	91.6	NO
4	4 13C8-PFOA	1701825-02RE1 GW3337171127RAP 0...	7.95e3	76.0	NO
5	5 13C9-PFNA	1701825-02RE1 GW3337171127RAP 0...	7.90e3	84.6	NO
6	6 13C4-PFOS	1701825-02RE1 GW3337171127RAP 0...	2.09e3	87.7	NO
7	7 13C6-PFDA	1701825-02RE1 GW3337171127RAP 0...	5.97e3	110.2	NO
8	8 13C7-PFUdA	1701825-02RE1 GW3337171127RAP 0...	8.60e3	89.5	NO

Name: 180106M2_28, Date: 06-Jan-2018, Time: 21:37:44, ID: 1701825-03RE1 GW4549171127RAP 0.25917, Description: GW4549171127RAP

#	Name	ID	Area	%Rec	Area Out
1	1 13C4-PFBA	1701825-03RE1 GW4549171127RAP 0...	5.75e3	67.7	NO
2	2 13C5-PFHxA	1701825-03RE1 GW4549171127RAP 0...	7.04e3	69.5	NO
3	3 13C3-PFHxS	1701825-03RE1 GW4549171127RAP 0...	1.93e3	87.2	NO
4	4 13C8-PFOA	1701825-03RE1 GW4549171127RAP 0...	6.86e3	65.5	NO
5	5 13C9-PFNA	1701825-03RE1 GW4549171127RAP 0...	5.95e3	63.8	NO
6	6 13C4-PFOS	1701825-03RE1 GW4549171127RAP 0...	2.05e3	85.8	NO
7	7 13C6-PFDA	1701825-03RE1 GW4549171127RAP 0...	3.97e3	73.2	NO
8	8 13C7-PFUdA	1701825-03RE1 GW4549171127RAP 0...	8.11e3	84.4	NO

Dataset: U:\Q4.PRO\results\180106M2\170106M2-IIS_AREA.qld

Last Altered: Sunday, January 07, 2018 11:31:47 Pacific Standard Time

Printed: Sunday, January 07, 2018 11:32:51 Pacific Standard Time

Name: 180106M2_29, Date: 06-Jan-2018, Time: 21:48:55, ID: 1701825-04RE1 GW0509171128RAP 0.25247, Description: GW0509171128RAP

	#	Name	ID	Area	%Rec	Area Out
1	1	13C4-PFBA	1701825-04RE1 GW0509171128RAP 0...	6.35e3	74.8	NO
2	2	13C5-PFHxA	1701825-04RE1 GW0509171128RAP 0...	7.48e3	73.9	NO
3	3	13C3-PFHxS	1701825-04RE1 GW0509171128RAP 0...	2.05e3	92.8	NO
4	4	13C8-PFOA	1701825-04RE1 GW0509171128RAP 0...	8.07e3	77.1	NO
5	5	13C9-PFNA	1701825-04RE1 GW0509171128RAP 0...	8.01e3	85.9	NO
6	6	13C4-PFOS	1701825-04RE1 GW0509171128RAP 0...	2.20e3	92.4	NO
7	7	13C6-PFDA	1701825-04RE1 GW0509171128RAP 0...	5.19e3	95.8	NO
8	8	13C7-PFUdA	1701825-04RE1 GW0509171128RAP 0...	7.85e3	81.7	NO

Name: 180106M2_30, Date: 06-Jan-2018, Time: 22:00:05, ID: 1701825-05RE1 GW1519171128RAP 0.2606, Description: GW1519171128RAP

	#	Name	ID	Area	%Rec	Area Out
1	1	13C4-PFBA	1701825-05RE1 GW1519171128RAP 0...	6.73e3	79.2	NO
2	2	13C5-PFHxA	1701825-05RE1 GW1519171128RAP 0...	7.91e3	78.2	NO
3	3	13C3-PFHxS	1701825-05RE1 GW1519171128RAP 0...	2.22e3	100.3	NO
4	4	13C8-PFOA	1701825-05RE1 GW1519171128RAP 0...	8.09e3	77.3	NO
5	5	13C9-PFNA	1701825-05RE1 GW1519171128RAP 0...	9.50e3	101.8	NO
6	6	13C4-PFOS	1701825-05RE1 GW1519171128RAP 0...	2.18e3	91.3	NO
7	7	13C6-PFDA	1701825-05RE1 GW1519171128RAP 0...	6.32e3	116.6	NO
8	8	13C7-PFUdA	1701825-05RE1 GW1519171128RAP 0...	8.31e3	86.5	NO

Name: 180106M2_31, Date: 06-Jan-2018, Time: 22:11:16, ID: 1701825-06RE1 GW2529171128RAP 0.26127, Description: GW2529171128RAP

	#	Name	ID	Area	%Rec	Area Out
1	1	13C4-PFBA	1701825-06RE1 GW2529171128RAP 0...	6.54e3	77.0	NO
2	2	13C5-PFHxA	1701825-06RE1 GW2529171128RAP 0...	7.98e3	78.9	NO
3	3	13C3-PFHxS	1701825-06RE1 GW2529171128RAP 0...	2.25e3	101.9	NO
4	4	13C8-PFOA	1701825-06RE1 GW2529171128RAP 0...	8.24e3	78.8	NO
5	5	13C9-PFNA	1701825-06RE1 GW2529171128RAP 0...	8.92e3	95.5	NO
6	6	13C4-PFOS	1701825-06RE1 GW2529171128RAP 0...	2.20e3	92.4	NO
7	7	13C6-PFDA	1701825-06RE1 GW2529171128RAP 0...	7.22e3	133.1	NO
8	8	13C7-PFUdA	1701825-06RE1 GW2529171128RAP 0...	6.94e3	72.2	NO

Name: 180106M2_32, Date: 06-Jan-2018, Time: 22:22:27, ID: 1701825-07RE1 FD-GW2529171128RAP 0.26139, Description: FD-GW2529171128RAP

	#	Name	ID	Area	%Rec	Area Out
1	1	13C4-PFBA	1701825-07RE1 FD-GW2529171128R...	6.06e3	71.4	NO
2	2	13C5-PFHxA	1701825-07RE1 FD-GW2529171128R...	7.62e3	75.2	NO
3	3	13C3-PFHxS	1701825-07RE1 FD-GW2529171128R...	2.15e3	97.3	NO
4	4	13C8-PFOA	1701825-07RE1 FD-GW2529171128R...	6.59e3	63.0	NO
5	5	13C9-PFNA	1701825-07RE1 FD-GW2529171128R...	7.32e3	78.4	NO
6	6	13C4-PFOS	1701825-07RE1 FD-GW2529171128R...	2.24e3	94.0	NO
7	7	13C6-PFDA	1701825-07RE1 FD-GW2529171128R...	4.99e3	92.1	NO
8	8	13C7-PFUdA	1701825-07RE1 FD-GW2529171128R...	7.73e3	80.5	NO

Dataset: U:\Q4.PRO\results\180106M2\170106M2-IIS_AREA.qld

Last Altered: Sunday, January 07, 2018 11:31:47 Pacific Standard Time

Printed: Sunday, January 07, 2018 11:32:51 Pacific Standard Time

Name: 180106M2_33, Date: 06-Jan-2018, Time: 22:33:38, ID: 1701825-08RE1 GW3236171128RAP 0.25529, Description: GW3236171128RAP

	#	Name	ID	Area	%Rec	Area Out
1	1	13C4-PFBA	1701825-08RE1 GW3236171128RAP 0...	6.48e3	76.3	NO
2	2	13C5-PFHxA	1701825-08RE1 GW3236171128RAP 0...	7.31e3	72.2	NO
3	3	13C3-PFHxS	1701825-08RE1 GW3236171128RAP 0...	2.24e3	101.3	NO
4	4	13C8-PFOA	1701825-08RE1 GW3236171128RAP 0...	7.79e3	74.4	NO
5	5	13C9-PFNA	1701825-08RE1 GW3236171128RAP 0...	8.33e3	89.3	NO
6	6	13C4-PFOS	1701825-08RE1 GW3236171128RAP 0...	2.33e3	97.9	NO
7	7	13C6-PFDA	1701825-08RE1 GW3236171128RAP 0...	4.47e3	82.5	NO
8	8	13C7-PFUDa	1701825-08RE1 GW3236171128RAP 0...	7.85e3	81.7	NO

Name: 180106M2_34, Date: 06-Jan-2018, Time: 22:44:49, ID: 1701825-09RE1 GW4549171128RAP 0.25678, Description: GW4549171128RAP

	#	Name	ID	Area	%Rec	Area Out
1	1	13C4-PFBA	1701825-09RE1 GW4549171128RAP 0...	6.08e3	71.6	NO
2	2	13C5-PFHxA	1701825-09RE1 GW4549171128RAP 0...	7.13e3	70.5	NO
3	3	13C3-PFHxS	1701825-09RE1 GW4549171128RAP 0...	2.17e3	98.1	NO
4	4	13C8-PFOA	1701825-09RE1 GW4549171128RAP 0...	7.34e3	70.1	NO
5	5	13C9-PFNA	1701825-09RE1 GW4549171128RAP 0...	6.75e3	72.4	NO
6	6	13C4-PFOS	1701825-09RE1 GW4549171128RAP 0...	2.18e3	91.4	NO
7	7	13C6-PFDA	1701825-09RE1 GW4549171128RAP 0...	5.07e3	93.5	NO
8	8	13C7-PFUDa	1701825-09RE1 GW4549171128RAP 0...	9.11e3	94.8	NO

Name: 180106M2_35, Date: 06-Jan-2018, Time: 22:55:59, ID: 1701825-10RE1 GW0509171129RAP 0.26542, Description: GW0509171129RAP

	#	Name	ID	Area	%Rec	Area Out
1	1	13C4-PFBA	1701825-10RE1 GW0509171129RAP 0...	6.30e3	74.1	NO
2	2	13C5-PFHxA	1701825-10RE1 GW0509171129RAP 0...	8.22e3	81.2	NO
3	3	13C3-PFHxS	1701825-10RE1 GW0509171129RAP 0...	2.04e3	92.5	NO
4	4	13C8-PFOA	1701825-10RE1 GW0509171129RAP 0...	7.84e3	74.9	NO
5	5	13C9-PFNA	1701825-10RE1 GW0509171129RAP 0...	8.07e3	86.5	NO
6	6	13C4-PFOS	1701825-10RE1 GW0509171129RAP 0...	2.14e3	89.6	NO
7	7	13C6-PFDA	1701825-10RE1 GW0509171129RAP 0...	4.96e3	91.4	NO
8	8	13C7-PFUDa	1701825-10RE1 GW0509171129RAP 0...	7.92e3	82.5	NO

Name: 180106M2_36, Date: 06-Jan-2018, Time: 23:07:10, ID: IPA, Description: IPA

	#	Name	ID	Area	%Rec	Area Out
1	1	13C4-PFBA	IPA			NO
2	2	13C5-PFHxA	IPA			NO
3	3	13C3-PFHxS	IPA			NO
4	4	13C8-PFOA	IPA			NO
5	5	13C9-PFNA	IPA			NO
6	6	13C4-PFOS	IPA			NO
7	7	13C6-PFDA	IPA			NO
8	8	13C7-PFUDa	IPA			NO

Dataset: U:\Q4.PRO\results\180106M2\170106M2-IIS_AREA.qld

Last Altered: Sunday, January 07, 2018 11:31:47 Pacific Standard Time

Printed: Sunday, January 07, 2018 11:32:51 Pacific Standard Time

Name: 180106M2_37, Date: 06-Jan-2018, Time: 23:18:20, ID: ST180106M2-11 PFC CS3 17L2810, Description: PFC CS3 17L2810

#	Name	ID	Area	%Rec	Area Out
1	1 13C4-PFBA	ST180106M2-11 PFC CS3 17L2810	8.97e3	105.7	NO
2	2 13C5-PFHxA	ST180106M2-11 PFC CS3 17L2810	1.05e4	103.8	NO
3	3 13C3-PFHxS	ST180106M2-11 PFC CS3 17L2810	2.37e3	107.4	NO
4	4 13C8-PFOA	ST180106M2-11 PFC CS3 17L2810	9.95e3	95.0	NO
5	5 13C9-PFNA	ST180106M2-11 PFC CS3 17L2810	9.77e3	104.7	NO
6	6 13C4-PFOS	ST180106M2-11 PFC CS3 17L2810	2.61e3	109.3	NO
7	7 13C6-PFDA	ST180106M2-11 PFC CS3 17L2810	7.13e3	131.5	NO
8	8 13C7-PFUdA	ST180106M2-11 PFC CS3 17L2810	9.81e3	102.1	NO

Name: 180106M2_38, Date: 06-Jan-2018, Time: 23:29:34, ID: IPA, Description: IPA

#	Name	ID	Area	%Rec	Area Out
1	1 13C4-PFBA	IPA			NO
2	2 13C5-PFHxA	IPA			NO
3	3 13C3-PFHxS	IPA			NO
4	4 13C8-PFOA	IPA			NO
5	5 13C9-PFNA	IPA			NO
6	6 13C4-PFOS	IPA			NO
7	7 13C6-PFDA	IPA			NO
8	8 13C7-PFUdA	IPA			NO

Name: 180106M2_39, Date: 06-Jan-2018, Time: 23:40:44, ID: 1701825-11RE1 GW1519171129RAP 0.26298, Description: GW1519171129RAP

#	Name	ID	Area	%Rec	Area Out
1	1 13C4-PFBA	1701825-11RE1 GW1519171129RAP 0...	6.35e3	74.8	NO
2	2 13C5-PFHxA	1701825-11RE1 GW1519171129RAP 0...	7.56e3	74.7	NO
3	3 13C3-PFHxS	1701825-11RE1 GW1519171129RAP 0...	2.13e3	96.3	NO
4	4 13C8-PFOA	1701825-11RE1 GW1519171129RAP 0...	7.43e3	71.0	NO
5	5 13C9-PFNA	1701825-11RE1 GW1519171129RAP 0...	7.59e3	81.4	NO
6	6 13C4-PFOS	1701825-11RE1 GW1519171129RAP 0...	1.96e3	82.4	NO
7	7 13C6-PFDA	1701825-11RE1 GW1519171129RAP 0...	5.57e3	102.8	NO
8	8 13C7-PFUdA	1701825-11RE1 GW1519171129RAP 0...	7.78e3	80.9	NO

Name: 180106M2_40, Date: 06-Jan-2018, Time: 23:51:55, ID: 1701825-12RE1 GW2529171129RAP 0.26227, Description: GW2529171129RAP

#	Name	ID	Area	%Rec	Area Out
1	1 13C4-PFBA	1701825-12RE1 GW2529171129RAP 0...	6.28e3	73.9	NO
2	2 13C5-PFHxA	1701825-12RE1 GW2529171129RAP 0...	7.21e3	71.2	NO
3	3 13C3-PFHxS	1701825-12RE1 GW2529171129RAP 0...	1.90e3	86.0	NO
4	4 13C8-PFOA	1701825-12RE1 GW2529171129RAP 0...	7.35e3	70.3	NO
5	5 13C9-PFNA	1701825-12RE1 GW2529171129RAP 0...	6.31e3	67.7	NO
6	6 13C4-PFOS	1701825-12RE1 GW2529171129RAP 0...	1.98e3	82.8	NO
7	7 13C6-PFDA	1701825-12RE1 GW2529171129RAP 0...	6.41e3	118.1	NO
8	8 13C7-PFUdA	1701825-12RE1 GW2529171129RAP 0...	9.03e3	94.0	NO

Vista Analytical Laboratory

Dataset: U:\Q4.PRO\results\180106M2\170106M2-IIS_AREA.qld

Last Altered: Sunday, January 07, 2018 11:31:47 Pacific Standard Time

Printed: Sunday, January 07, 2018 11:32:51 Pacific Standard Time

Name: 180106M2_41, Date: 07-Jan-2018, Time: 00:03:05, ID: 1701825-13RE1 GW4145171130RAP 0.25919,

Description: GW4145171130RAP

	#	Name	ID	Area	%Rec	Area Out
1	1	13C4-PFBA	1701825-13RE1 GW4145171130RAP 0...	6.46e3	76.1	NO
2	2	13C5-PFHxA	1701825-13RE1 GW4145171130RAP 0...	8.11e3	80.1	NO
3	3	13C3-PFHxS	1701825-13RE1 GW4145171130RAP 0...	2.22e3	100.6	NO
4	4	13C8-PFOA	1701825-13RE1 GW4145171130RAP 0...	9.16e3	87.6	NO
5	5	13C9-PFNA	1701825-13RE1 GW4145171130RAP 0...	7.81e3	83.7	NO
6	6	13C4-PFOS	1701825-13RE1 GW4145171130RAP 0...	1.65e3	69.3	NO
7	7	13C6-PFDA	1701825-13RE1 GW4145171130RAP 0...	5.14e3	94.8	NO
8	8	13C7-PFUDa	1701825-13RE1 GW4145171130RAP 0...	7.83e3	81.4	NO

Name: 180106M2_42, Date: 07-Jan-2018, Time: 00:14:16, ID: 1701825-14RE1 GW5155171130RAP 0.25159,

Description: GW5155171130RAP

	#	Name	ID	Area	%Rec	Area Out
1	1	13C4-PFBA	1701825-14RE1 GW5155171130RAP 0...	6.45e3	75.9	NO
2	2	13C5-PFHxA	1701825-14RE1 GW5155171130RAP 0...	7.22e3	71.3	NO
3	3	13C3-PFHxS	1701825-14RE1 GW5155171130RAP 0...	2.04e3	92.6	NO
4	4	13C8-PFOA	1701825-14RE1 GW5155171130RAP 0...	8.23e3	78.7	NO
5	5	13C9-PFNA	1701825-14RE1 GW5155171130RAP 0...	6.21e3	66.5	NO
6	6	13C4-PFOS	1701825-14RE1 GW5155171130RAP 0...	2.22e3	93.2	NO
7	7	13C6-PFDA	1701825-14RE1 GW5155171130RAP 0...	7.42e3	136.8	NO
8	8	13C7-PFUDa	1701825-14RE1 GW5155171130RAP 0...	7.85e3	81.7	NO

Name: 180106M2_43, Date: 07-Jan-2018, Time: 00:25:32, ID: 1701828-01RE1 IR03-MW042-C1-17D 0.25079,

Description: IR03-MW042-C1-17D

	#	Name	ID	Area	%Rec	Area Out
1	1	13C4-PFBA	1701828-01RE1 IR03-MW042-C1-17D ...	5.92e3	69.7	NO
2	2	13C5-PFHxA	1701828-01RE1 IR03-MW042-C1-17D ...	7.37e3	72.8	NO
3	3	13C3-PFHxS	1701828-01RE1 IR03-MW042-C1-17D ...	1.45e3	65.9	NO
4	4	13C8-PFOA	1701828-01RE1 IR03-MW042-C1-17D ...	5.59e3	53.4	NO
5	5	13C9-PFNA	1701828-01RE1 IR03-MW042-C1-17D ...	6.81e3	72.9	NO
6	6	13C4-PFOS	1701828-01RE1 IR03-MW042-C1-17D ...	7.56e2	31.7	YES
7	7	13C6-PFDA	1701828-01RE1 IR03-MW042-C1-17D ...	5.66e3	104.5	NO
8	8	13C7-PFUDa	1701828-01RE1 IR03-MW042-C1-17D ...	8.82e3	91.8	NO

Name: 180106M2_44, Date: 07-Jan-2018, Time: 00:36:45, ID: 1701828-02RE1 IR03-MW049-C1-17D 0.25035,

Description: IR03-MW049-C1-17D

	#	Name	ID	Area	%Rec	Area Out
1	1	13C4-PFBA	1701828-02RE1 IR03-MW049-C1-17D ...	6.41e3	75.4	NO
2	2	13C5-PFHxA	1701828-02RE1 IR03-MW049-C1-17D ...	7.32e3	72.3	NO
3	3	13C3-PFHxS	1701828-02RE1 IR03-MW049-C1-17D ...	1.71e3	77.6	NO
4	4	13C8-PFOA	1701828-02RE1 IR03-MW049-C1-17D ...	6.73e3	64.4	NO
5	5	13C9-PFNA	1701828-02RE1 IR03-MW049-C1-17D ...	8.05e3	86.3	NO
6	6	13C4-PFOS	1701828-02RE1 IR03-MW049-C1-17D ...	1.74e3	72.9	NO
7	7	13C6-PFDA	1701828-02RE1 IR03-MW049-C1-17D ...	6.13e3	113.1	NO
8	8	13C7-PFUDa	1701828-02RE1 IR03-MW049-C1-17D ...	7.89e3	82.1	NO

Dataset: U:\Q4.PRO\results\180106M2\170106M2-IIS_AREA.qld

Last Altered: Sunday, January 07, 2018 11:31:47 Pacific Standard Time

Printed: Sunday, January 07, 2018 11:32:51 Pacific Standard Time

Name: 180106M2_45, Date: 07-Jan-2018, Time: 00:47:56, ID: 1701828-03RE1 IR03-MW103-C1-17D 0.25474, Description: IR03-MW103-C1-17D

	#	Name	ID	Area	%Rec	Area Out
1	1	13C4-PFBA	1701828-03RE1 IR03-MW103-C1-17D ...	6.07e3	71.4	NO
2	2	13C5-PFHxA	1701828-03RE1 IR03-MW103-C1-17D ...	6.39e3	63.1	NO
3	3	13C3-PFHxS	1701828-03RE1 IR03-MW103-C1-17D ...	1.31e3	59.2	NO
4	4	13C8-PFOA	1701828-03RE1 IR03-MW103-C1-17D ...	4.99e3	47.7	YES
5	5	13C9-PFNA	1701828-03RE1 IR03-MW103-C1-17D ...	8.32e3	89.2	NO
6	6	13C4-PFOS	1701828-03RE1 IR03-MW103-C1-17D ...	8.96e2	37.6	YES
7	7	13C6-PFDA	1701828-03RE1 IR03-MW103-C1-17D ...	5.38e3	99.2	NO
8	8	13C7-PFUDa	1701828-03RE1 IR03-MW103-C1-17D ...	7.60e3	79.1	NO

Name: 180106M2_46, Date: 07-Jan-2018, Time: 00:59:07, ID: 1701828-04RE1 IR03-MW104-C2-17D 0.2544, Description: IR03-MW104-C2-17D

	#	Name	ID	Area	%Rec	Area Out
1	1	13C4-PFBA	1701828-04RE1 IR03-MW104-C2-17D ...	7.78e3	91.6	NO
2	2	13C5-PFHxA	1701828-04RE1 IR03-MW104-C2-17D ...	8.97e3	88.7	NO
3	3	13C3-PFHxS	1701828-04RE1 IR03-MW104-C2-17D ...	2.24e3	101.4	NO
4	4	13C8-PFOA	1701828-04RE1 IR03-MW104-C2-17D ...	8.55e3	81.7	NO
5	5	13C9-PFNA	1701828-04RE1 IR03-MW104-C2-17D ...	9.04e3	96.9	NO
6	6	13C4-PFOS	1701828-04RE1 IR03-MW104-C2-17D ...	2.30e3	96.5	NO
7	7	13C6-PFDA	1701828-04RE1 IR03-MW104-C2-17D ...	7.11e3	131.2	NO
8	8	13C7-PFUDa	1701828-04RE1 IR03-MW104-C2-17D ...	9.13e3	95.0	NO

Name: 180106M2_47, Date: 07-Jan-2018, Time: 01:10:17, ID: 1701828-05RE1 IR03-MW116-Y-17D 0.24862, Description: IR03-MW116-Y-17D

	#	Name	ID	Area	%Rec	Area Out
1	1	13C4-PFBA	1701828-05RE1 IR03-MW116-Y-17D 0....	6.75e3	79.4	NO
2	2	13C5-PFHxA	1701828-05RE1 IR03-MW116-Y-17D 0....	6.71e3	66.3	NO
3	3	13C3-PFHxS	1701828-05RE1 IR03-MW116-Y-17D 0....	1.59e3	72.1	NO
4	4	13C8-PFOA	1701828-05RE1 IR03-MW116-Y-17D 0....	5.52e3	52.7	NO
5	5	13C9-PFNA	1701828-05RE1 IR03-MW116-Y-17D 0....	8.88e3	95.1	NO
6	6	13C4-PFOS	1701828-05RE1 IR03-MW116-Y-17D 0....	1.96e3	82.4	NO
7	7	13C6-PFDA	1701828-05RE1 IR03-MW116-Y-17D 0....	7.40e3	136.4	NO
8	8	13C7-PFUDa	1701828-05RE1 IR03-MW116-Y-17D 0....	9.38e3	97.6	NO

Name: 180106M2_48, Date: 07-Jan-2018, Time: 01:21:28, ID: 1701828-06RE1 IR03-MW116P-Y-17D 0.25902, Description: IR03-MW116P-Y-17D

	#	Name	ID	Area	%Rec	Area Out
1	1	13C4-PFBA	1701828-06RE1 IR03-MW116P-Y-17D ...	6.22e3	73.2	NO
2	2	13C5-PFHxA	1701828-06RE1 IR03-MW116P-Y-17D ...	6.44e3	63.7	NO
3	3	13C3-PFHxS	1701828-06RE1 IR03-MW116P-Y-17D ...	1.63e3	73.6	NO
4	4	13C8-PFOA	1701828-06RE1 IR03-MW116P-Y-17D ...	5.06e3	48.4	YES
5	5	13C9-PFNA	1701828-06RE1 IR03-MW116P-Y-17D ...	8.12e3	87.0	NO
6	6	13C4-PFOS	1701828-06RE1 IR03-MW116P-Y-17D ...	2.10e3	88.1	NO
7	7	13C6-PFDA	1701828-06RE1 IR03-MW116P-Y-17D ...	5.66e3	104.3	NO
8	8	13C7-PFUDa	1701828-06RE1 IR03-MW116P-Y-17D ...	7.50e3	78.0	NO

Dataset: U:\Q4.PRO\results\180106M2\170106M2-IIS_AREA.qld

Last Altered: Sunday, January 07, 2018 11:31:47 Pacific Standard Time

Printed: Sunday, January 07, 2018 11:32:51 Pacific Standard Time

Name: 180106M2_49, Date: 07-Jan-2018, Time: 01:32:39, ID: IPA, Description: IPA

	#	Name	ID	Area	%Rec	Area Out
1	1	13C4-PFBA	IPA			NO
2	2	13C5-PFHxA	IPA			NO
3	3	13C3-PFHxS	IPA			NO
4	4	13C8-PFOA	IPA			NO
5	5	13C9-PFNA	IPA			NO
6	6	13C4-PFOS	IPA			NO
7	7	13C6-PFDA	IPA			NO
8	8	13C7-PFUdA	IPA			NO

Name: 180106M2_50, Date: 07-Jan-2018, Time: 01:43:50, ID: ST180106M2-12 PFC CS3 17L2810, Description: PFC CS3 17L2810

	#	Name	ID	Area	%Rec	Area Out
1	1	13C4-PFBA	ST180106M2-12 PFC CS3 17L2810	9.21e3	108.5	NO
2	2	13C5-PFHxA	ST180106M2-12 PFC CS3 17L2810	1.12e4	110.8	NO
3	3	13C3-PFHxS	ST180106M2-12 PFC CS3 17L2810	2.84e3	128.4	NO
4	4	13C8-PFOA	ST180106M2-12 PFC CS3 17L2810	1.11e4	106.5	NO
5	5	13C9-PFNA	ST180106M2-12 PFC CS3 17L2810	1.10e4	117.7	NO
6	6	13C4-PFOS	ST180106M2-12 PFC CS3 17L2810	2.75e3	115.3	NO
7	7	13C6-PFDA	ST180106M2-12 PFC CS3 17L2810	7.74e3	142.8	NO
8	8	13C7-PFUdA	ST180106M2-12 PFC CS3 17L2810	9.51e3	98.9	NO

Name: 180106M2_51, Date: 07-Jan-2018, Time: 01:55:00, ID: IPA, Description: IPA

	#	Name	ID	Area	%Rec	Area Out
1	1	13C4-PFBA	IPA			NO
2	2	13C5-PFHxA	IPA			NO
3	3	13C3-PFHxS	IPA			NO
4	4	13C8-PFOA	IPA			NO
5	5	13C9-PFNA	IPA			NO
6	6	13C4-PFOS	IPA			NO
7	7	13C6-PFDA	IPA			NO
8	8	13C7-PFUdA	IPA			NO

Name: 180106M2_52, Date: 07-Jan-2018, Time: 02:06:11, ID: B7L0194-BS1 OPR 0.125, Description: OPR

	#	Name	ID	Area	%Rec	Area Out
1	1	13C4-PFBA	B7L0194-BS1 OPR 0.125	5.94e3	70.0	NO
2	2	13C5-PFHxA	B7L0194-BS1 OPR 0.125	7.19e3	71.0	NO
3	3	13C3-PFHxS	B7L0194-BS1 OPR 0.125	1.83e3	83.0	NO
4	4	13C8-PFOA	B7L0194-BS1 OPR 0.125	5.82e3	55.6	NO
5	5	13C9-PFNA	B7L0194-BS1 OPR 0.125	7.90e3	84.7	NO
6	6	13C4-PFOS	B7L0194-BS1 OPR 0.125	1.68e3	70.5	NO
7	7	13C6-PFDA	B7L0194-BS1 OPR 0.125	5.26e3	97.1	NO
8	8	13C7-PFUdA	B7L0194-BS1 OPR 0.125	6.93e3	72.1	NO

Dataset: U:\Q4.PRO\results\180106M2\170106M2-IIS_AREA.qld

Last Altered: Sunday, January 07, 2018 11:31:47 Pacific Standard Time

Printed: Sunday, January 07, 2018 11:32:51 Pacific Standard Time

Name: 180106M2_53, Date: 07-Jan-2018, Time: 02:17:22, ID: B7L0194-BSD1 LCSD 0.125, Description: LCSD

#	Name	ID	Area	%Rec	Area Out
1	1 13C4-PFBA	B7L0194-BSD1 LCSD 0.125	5.59e3	65.9	NO
2	2 13C5-PFHxA	B7L0194-BSD1 LCSD 0.125	6.56e3	64.9	NO
3	3 13C3-PFHxS	B7L0194-BSD1 LCSD 0.125	1.56e3	70.6	NO
4	4 13C8-PFOA	B7L0194-BSD1 LCSD 0.125	6.48e3	62.0	NO
5	5 13C9-PFNA	B7L0194-BSD1 LCSD 0.125	6.31e3	67.6	NO
6	6 13C4-PFOS	B7L0194-BSD1 LCSD 0.125	1.78e3	74.8	NO
7	7 13C6-PFDA	B7L0194-BSD1 LCSD 0.125	4.64e3	85.6	NO
8	8 13C7-PFUdA	B7L0194-BSD1 LCSD 0.125	7.06e3	73.5	NO

Name: 180106M2_54, Date: 07-Jan-2018, Time: 02:28:32, ID: B7L0194-BLK1 Method Blank 0.125, Description: Method Blank

#	Name	ID	Area	%Rec	Area Out
1	1 13C4-PFBA	B7L0194-BLK1 Method Blank 0.125	5.89e3	69.4	NO
2	2 13C5-PFHxA	B7L0194-BLK1 Method Blank 0.125	7.42e3	73.3	NO
3	3 13C3-PFHxS	B7L0194-BLK1 Method Blank 0.125	1.79e3	81.2	NO
4	4 13C8-PFOA	B7L0194-BLK1 Method Blank 0.125	6.09e3	58.2	NO
5	5 13C9-PFNA	B7L0194-BLK1 Method Blank 0.125	7.34e3	78.7	NO
6	6 13C4-PFOS	B7L0194-BLK1 Method Blank 0.125	1.60e3	66.9	NO
7	7 13C6-PFDA	B7L0194-BLK1 Method Blank 0.125	6.58e3	121.4	NO
8	8 13C7-PFUdA	B7L0194-BLK1 Method Blank 0.125	7.24e3	75.4	NO

Name: 180106M2_55, Date: 07-Jan-2018, Time: 02:39:43, ID: 1701958-01 REEPDW049FRB 0.11736, Description: REEPDW049FRB

#	Name	ID	Area	%Rec	Area Out
1	1 13C4-PFBA	1701958-01 REEPDW049FRB 0.11736	5.20e3	61.2	NO
2	2 13C5-PFHxA	1701958-01 REEPDW049FRB 0.11736	6.48e3	64.0	NO
3	3 13C3-PFHxS	1701958-01 REEPDW049FRB 0.11736	1.56e3	70.6	NO
4	4 13C8-PFOA	1701958-01 REEPDW049FRB 0.11736	5.61e3	53.6	NO
5	5 13C9-PFNA	1701958-01 REEPDW049FRB 0.11736	6.42e3	68.8	NO
6	6 13C4-PFOS	1701958-01 REEPDW049FRB 0.11736	1.57e3	65.7	NO
7	7 13C6-PFDA	1701958-01 REEPDW049FRB 0.11736	6.00e3	110.8	NO
8	8 13C7-PFUdA	1701958-01 REEPDW049FRB 0.11736	6.38e3	66.4	NO

Name: 180106M2_56, Date: 07-Jan-2018, Time: 02:50:54, ID: 1701958-02 REEPDW050FRB 0.11388, Description: REEPDW050FRB

#	Name	ID	Area	%Rec	Area Out
1	1 13C4-PFBA	1701958-02 REEPDW050FRB 0.11388	5.73e3	67.5	NO
2	2 13C5-PFHxA	1701958-02 REEPDW050FRB 0.11388	6.61e3	65.3	NO
3	3 13C3-PFHxS	1701958-02 REEPDW050FRB 0.11388	1.56e3	70.6	NO
4	4 13C8-PFOA	1701958-02 REEPDW050FRB 0.11388	6.64e3	63.5	NO
5	5 13C9-PFNA	1701958-02 REEPDW050FRB 0.11388	5.70e3	61.1	NO
6	6 13C4-PFOS	1701958-02 REEPDW050FRB 0.11388	1.74e3	72.9	NO
7	7 13C6-PFDA	1701958-02 REEPDW050FRB 0.11388	5.31e3	97.9	NO
8	8 13C7-PFUdA	1701958-02 REEPDW050FRB 0.11388	7.27e3	75.6	NO

Dataset: U:\Q4.PRO\results\180106M2\170106M2-IIS_AREA.qld

Last Altered: Sunday, January 07, 2018 11:31:47 Pacific Standard Time

Printed: Sunday, January 07, 2018 11:32:51 Pacific Standard Time

Name: 180106M2_57, Date: 07-Jan-2018, Time: 03:02:04, ID: 1701958-03 REEPDW051FRB 0.112, Description: REEPDW051FRB

#	Name	ID	Area	%Rec	Area Out
1	1 13C4-PFBA	1701958-03 REEPDW051FRB 0.112	5.66e3	66.7	NO
2	2 13C5-PFHxA	1701958-03 REEPDW051FRB 0.112	6.43e3	63.6	NO
3	3 13C3-PFHxS	1701958-03 REEPDW051FRB 0.112	1.86e3	84.4	NO
4	4 13C8-PFOA	1701958-03 REEPDW051FRB 0.112	6.77e3	64.7	NO
5	5 13C9-PFNA	1701958-03 REEPDW051FRB 0.112	6.21e3	66.5	NO
6	6 13C4-PFOS	1701958-03 REEPDW051FRB 0.112	1.71e3	71.6	NO
7	7 13C6-PFDA	1701958-03 REEPDW051FRB 0.112	4.67e3	86.1	NO
8	8 13C7-PFUdA	1701958-03 REEPDW051FRB 0.112	7.06e3	73.5	NO

Name: 180106M2_58, Date: 07-Jan-2018, Time: 03:13:15, ID: 1701958-04 REEPDW052FRB 0.11813, Description: REEPDW052FRB

#	Name	ID	Area	%Rec	Area Out
1	1 13C4-PFBA	1701958-04 REEPDW052FRB 0.11813	5.30e3	62.4	NO
2	2 13C5-PFHxA	1701958-04 REEPDW052FRB 0.11813	6.62e3	65.4	NO
3	3 13C3-PFHxS	1701958-04 REEPDW052FRB 0.11813	1.55e3	70.1	NO
4	4 13C8-PFOA	1701958-04 REEPDW052FRB 0.11813	6.16e3	58.9	NO
5	5 13C9-PFNA	1701958-04 REEPDW052FRB 0.11813	5.49e3	58.9	NO
6	6 13C4-PFOS	1701958-04 REEPDW052FRB 0.11813	1.58e3	66.1	NO
7	7 13C6-PFDA	1701958-04 REEPDW052FRB 0.11813	5.16e3	95.1	NO
8	8 13C7-PFUdA	1701958-04 REEPDW052FRB 0.11813	6.35e3	66.0	NO

Name: 180106M2_59, Date: 07-Jan-2018, Time: 03:24:26, ID: 1701958-05 REEPDW053FRB 0.11022, Description: REEPDW053FRB

#	Name	ID	Area	%Rec	Area Out
1	1 13C4-PFBA	1701958-05 REEPDW053FRB 0.11022	5.41e3	63.7	NO
2	2 13C5-PFHxA	1701958-05 REEPDW053FRB 0.11022	7.00e3	69.2	NO
3	3 13C3-PFHxS	1701958-05 REEPDW053FRB 0.11022	1.96e3	89.0	NO
4	4 13C8-PFOA	1701958-05 REEPDW053FRB 0.11022	6.29e3	60.1	NO
5	5 13C9-PFNA	1701958-05 REEPDW053FRB 0.11022	6.52e3	69.8	NO
6	6 13C4-PFOS	1701958-05 REEPDW053FRB 0.11022	1.59e3	66.8	NO
7	7 13C6-PFDA	1701958-05 REEPDW053FRB 0.11022	5.50e3	101.5	NO
8	8 13C7-PFUdA	1701958-05 REEPDW053FRB 0.11022	7.25e3	75.5	NO

Name: 180106M2_60, Date: 07-Jan-2018, Time: 03:35:36, ID: 1701958-06 REEPDW054FRB 0.11696, Description: REEPDW054FRB

#	Name	ID	Area	%Rec	Area Out
1	1 13C4-PFBA	1701958-06 REEPDW054FRB 0.11696	6.09e3	71.7	NO
2	2 13C5-PFHxA	1701958-06 REEPDW054FRB 0.11696	7.61e3	75.2	NO
3	3 13C3-PFHxS	1701958-06 REEPDW054FRB 0.11696	2.06e3	93.4	NO
4	4 13C8-PFOA	1701958-06 REEPDW054FRB 0.11696	7.06e3	67.5	NO
5	5 13C9-PFNA	1701958-06 REEPDW054FRB 0.11696	7.10e3	76.1	NO
6	6 13C4-PFOS	1701958-06 REEPDW054FRB 0.11696	1.85e3	77.5	NO
7	7 13C6-PFDA	1701958-06 REEPDW054FRB 0.11696	6.49e3	119.8	NO
8	8 13C7-PFUdA	1701958-06 REEPDW054FRB 0.11696	8.42e3	87.6	NO

Dataset: U:\Q4.PRO\results\180106M2\170106M2-IIS_AREA.qld

Last Altered: Sunday, January 07, 2018 11:31:47 Pacific Standard Time

Printed: Sunday, January 07, 2018 11:32:51 Pacific Standard Time

Name: 180106M2_61, Date: 07-Jan-2018, Time: 03:46:47, ID: 1701958-07 REEPDW045FRB 0.11438, Description: REEPDW045FRB

	#	Name	ID	Area	%Rec	Area Out
1	1	13C4-PFBA	1701958-07 REEPDW045FRB 0.11438	6.36e3	74.9	NO
2	2	13C5-PFHxA	1701958-07 REEPDW045FRB 0.11438	7.04e3	69.6	NO
3	3	13C3-PFHxS	1701958-07 REEPDW045FRB 0.11438	1.90e3	85.9	NO
4	4	13C8-PFOA	1701958-07 REEPDW045FRB 0.11438	6.60e3	63.1	NO
5	5	13C9-PFNA	1701958-07 REEPDW045FRB 0.11438	7.49e3	80.3	NO
6	6	13C4-PFOS	1701958-07 REEPDW045FRB 0.11438	1.78e3	74.7	NO
7	7	13C6-PFDA	1701958-07 REEPDW045FRB 0.11438	7.01e3	129.3	NO
8	8	13C7-PFUdA	1701958-07 REEPDW045FRB 0.11438	8.09e3	84.2	NO

Name: 180106M2_62, Date: 07-Jan-2018, Time: 03:57:58, ID: 1701976-01 REEPDW055 0.11983, Description: REEPDW055

	#	Name	ID	Area	%Rec	Area Out
1	1	13C4-PFBA	1701976-01 REEPDW055 0.11983	6.01e3	70.8	NO
2	2	13C5-PFHxA	1701976-01 REEPDW055 0.11983	7.55e3	74.6	NO
3	3	13C3-PFHxS	1701976-01 REEPDW055 0.11983	1.96e3	88.6	NO
4	4	13C8-PFOA	1701976-01 REEPDW055 0.11983	6.93e3	66.2	NO
5	5	13C9-PFNA	1701976-01 REEPDW055 0.11983	6.54e3	70.0	NO
6	6	13C4-PFOS	1701976-01 REEPDW055 0.11983	1.51e3	63.2	NO
7	7	13C6-PFDA	1701976-01 REEPDW055 0.11983	5.25e3	96.9	NO
8	8	13C7-PFUdA	1701976-01 REEPDW055 0.11983	7.71e3	80.2	NO

Name: 180106M2_63, Date: 07-Jan-2018, Time: 04:09:10, ID: 1701976-02 REEPDW056 0.11315, Description: REEPDW056

	#	Name	ID	Area	%Rec	Area Out
1	1	13C4-PFBA	1701976-02 REEPDW056 0.11315	5.76e3	67.8	NO
2	2	13C5-PFHxA	1701976-02 REEPDW056 0.11315	6.56e3	64.8	NO
3	3	13C3-PFHxS	1701976-02 REEPDW056 0.11315	1.68e3	75.9	NO
4	4	13C8-PFOA	1701976-02 REEPDW056 0.11315	7.33e3	70.0	NO
5	5	13C9-PFNA	1701976-02 REEPDW056 0.11315	7.74e3	83.0	NO
6	6	13C4-PFOS	1701976-02 REEPDW056 0.11315	1.37e3	57.6	NO
7	7	13C6-PFDA	1701976-02 REEPDW056 0.11315	4.39e3	81.1	NO
8	8	13C7-PFUdA	1701976-02 REEPDW056 0.11315	6.57e3	68.4	NO

Name: 180106M2_64, Date: 07-Jan-2018, Time: 04:20:25, ID: 1701976-03 REEPDW057 0.11734, Description: REEPDW057

	#	Name	ID	Area	%Rec	Area Out
1	1	13C4-PFBA	1701976-03 REEPDW057 0.11734	5.87e3	69.1	NO
2	2	13C5-PFHxA	1701976-03 REEPDW057 0.11734	7.18e3	70.9	NO
3	3	13C3-PFHxS	1701976-03 REEPDW057 0.11734	1.84e3	83.1	NO
4	4	13C8-PFOA	1701976-03 REEPDW057 0.11734	5.94e3	56.8	NO
5	5	13C9-PFNA	1701976-03 REEPDW057 0.11734	7.48e3	80.2	NO
6	6	13C4-PFOS	1701976-03 REEPDW057 0.11734	1.66e3	69.7	NO
7	7	13C6-PFDA	1701976-03 REEPDW057 0.11734	5.03e3	92.8	NO
8	8	13C7-PFUdA	1701976-03 REEPDW057 0.11734	6.13e3	63.8	NO

Dataset: U:\Q4.PRO\results\180106M2\170106M2-IIS_AREA.qld

Last Altered: Sunday, January 07, 2018 11:31:47 Pacific Standard Time

Printed: Sunday, January 07, 2018 11:32:51 Pacific Standard Time

Name: 180106M2_65, Date: 07-Jan-2018, Time: 04:31:43, ID: 1701976-04 REEPDW058 0.12124, Description: REEPDW058

#	Name	ID	Area	%Rec	Area Out
1	1 13C4-PFBA	1701976-04 REEPDW058 0.12124	5.83e3	68.7	NO
2	2 13C5-PFHxA	1701976-04 REEPDW058 0.12124	6.53e3	64.5	NO
3	3 13C3-PFHxS	1701976-04 REEPDW058 0.12124	1.61e3	73.0	NO
4	4 13C8-PFOA	1701976-04 REEPDW058 0.12124	6.18e3	59.1	NO
5	5 13C9-PFNA	1701976-04 REEPDW058 0.12124	6.22e3	66.7	NO
6	6 13C4-PFOS	1701976-04 REEPDW058 0.12124	1.63e3	68.2	NO
7	7 13C6-PFDA	1701976-04 REEPDW058 0.12124	5.23e3	96.5	NO
8	8 13C7-PFUdA	1701976-04 REEPDW058 0.12124	6.48e3	67.4	NO

Name: 180106M2_66, Date: 07-Jan-2018, Time: 04:42:57, ID: 1701976-05 REEPDW059 0.1206, Description: REEPDW059

#	Name	ID	Area	%Rec	Area Out
1	1 13C4-PFBA	1701976-05 REEPDW059 0.1206	5.89e3	69.4	NO
2	2 13C5-PFHxA	1701976-05 REEPDW059 0.1206	7.00e3	69.1	NO
3	3 13C3-PFHxS	1701976-05 REEPDW059 0.1206	1.95e3	88.3	NO
4	4 13C8-PFOA	1701976-05 REEPDW059 0.1206	5.95e3	56.8	NO
5	5 13C9-PFNA	1701976-05 REEPDW059 0.1206	6.87e3	73.6	NO
6	6 13C4-PFOS	1701976-05 REEPDW059 0.1206	1.90e3	79.8	NO
7	7 13C6-PFDA	1701976-05 REEPDW059 0.1206	4.91e3	90.5	NO
8	8 13C7-PFUdA	1701976-05 REEPDW059 0.1206	7.71e3	80.2	NO

Name: 180106M2_67, Date: 07-Jan-2018, Time: 04:54:08, ID: 1701977-01 REEPDW055FRB 0.11898, Description: REEPDW055FRB

#	Name	ID	Area	%Rec	Area Out
1	1 13C4-PFBA	1701977-01 REEPDW055FRB 0.11898	5.76e3	67.8	NO
2	2 13C5-PFHxA	1701977-01 REEPDW055FRB 0.11898	7.27e3	71.8	NO
3	3 13C3-PFHxS	1701977-01 REEPDW055FRB 0.11898	1.69e3	76.5	NO
4	4 13C8-PFOA	1701977-01 REEPDW055FRB 0.11898	6.31e3	60.3	NO
5	5 13C9-PFNA	1701977-01 REEPDW055FRB 0.11898	7.35e3	78.7	NO
6	6 13C4-PFOS	1701977-01 REEPDW055FRB 0.11898	1.72e3	72.0	NO
7	7 13C6-PFDA	1701977-01 REEPDW055FRB 0.11898	5.97e3	110.2	NO
8	8 13C7-PFUdA	1701977-01 REEPDW055FRB 0.11898	7.99e3	83.2	NO

Name: 180106M2_68, Date: 07-Jan-2018, Time: 05:05:18, ID: 1701977-02 REEPDW056FRB 0.11654, Description: REEPDW056FRB

#	Name	ID	Area	%Rec	Area Out
1	1 13C4-PFBA	1701977-02 REEPDW056FRB 0.11654	5.64e3	66.4	NO
2	2 13C5-PFHxA	1701977-02 REEPDW056FRB 0.11654	6.61e3	65.3	NO
3	3 13C3-PFHxS	1701977-02 REEPDW056FRB 0.11654	1.85e3	83.7	NO
4	4 13C8-PFOA	1701977-02 REEPDW056FRB 0.11654	5.82e3	55.6	NO
5	5 13C9-PFNA	1701977-02 REEPDW056FRB 0.11654	5.99e3	64.2	NO
6	6 13C4-PFOS	1701977-02 REEPDW056FRB 0.11654	1.74e3	72.9	NO
7	7 13C6-PFDA	1701977-02 REEPDW056FRB 0.11654	5.21e3	96.0	NO
8	8 13C7-PFUdA	1701977-02 REEPDW056FRB 0.11654	7.13e3	74.2	NO

Dataset: U:\Q4.PRO\results\180106M2\170106M2-IIS_AREA.qld

Last Altered: Sunday, January 07, 2018 11:31:47 Pacific Standard Time

Printed: Sunday, January 07, 2018 11:32:51 Pacific Standard Time

Name: 180106M2_69, Date: 07-Jan-2018, Time: 05:16:29, ID: 1701977-03 REEPDW057FRB 0.11643, Description: REEPDW057FRB

#	Name	ID	Area	%Rec	Area Out
1	1 13C4-PFBA	1701977-03 REEPDW057FRB 0.11643	4.97e3	58.5	NO
2	2 13C5-PFHxA	1701977-03 REEPDW057FRB 0.11643	6.31e3	62.4	NO
3	3 13C3-PFHxS	1701977-03 REEPDW057FRB 0.11643	1.42e3	64.1	NO
4	4 13C8-PFOA	1701977-03 REEPDW057FRB 0.11643	5.94e3	56.7	NO
5	5 13C9-PFNA	1701977-03 REEPDW057FRB 0.11643	5.82e3	62.3	NO
6	6 13C4-PFOS	1701977-03 REEPDW057FRB 0.11643	1.58e3	66.3	NO
7	7 13C6-PFDA	1701977-03 REEPDW057FRB 0.11643	3.97e3	73.2	NO
8	8 13C7-PFUdA	1701977-03 REEPDW057FRB 0.11643	5.85e3	60.8	NO

Name: 180106M2_70, Date: 07-Jan-2018, Time: 05:27:40, ID: 1701977-04 REEPDW058FRB 0.1123, Description: REEPDW058FRB

#	Name	ID	Area	%Rec	Area Out
1	1 13C4-PFBA	1701977-04 REEPDW058FRB 0.1123	6.20e3	73.0	NO
2	2 13C5-PFHxA	1701977-04 REEPDW058FRB 0.1123	7.27e3	71.8	NO
3	3 13C3-PFHxS	1701977-04 REEPDW058FRB 0.1123	1.90e3	86.2	NO
4	4 13C8-PFOA	1701977-04 REEPDW058FRB 0.1123	6.64e3	63.5	NO
5	5 13C9-PFNA	1701977-04 REEPDW058FRB 0.1123	5.79e3	62.1	NO
6	6 13C4-PFOS	1701977-04 REEPDW058FRB 0.1123	1.60e3	67.1	NO
7	7 13C6-PFDA	1701977-04 REEPDW058FRB 0.1123	4.88e3	90.1	NO
8	8 13C7-PFUdA	1701977-04 REEPDW058FRB 0.1123	8.60e3	89.5	NO

Name: 180106M2_71, Date: 07-Jan-2018, Time: 05:38:50, ID: 1701977-05 REEPDW059FRB 0.11725, Description: REEPDW059FRB

#	Name	ID	Area	%Rec	Area Out
1	1 13C4-PFBA	1701977-05 REEPDW059FRB 0.11725	5.23e3	61.6	NO
2	2 13C5-PFHxA	1701977-05 REEPDW059FRB 0.11725	6.44e3	63.6	NO
3	3 13C3-PFHxS	1701977-05 REEPDW059FRB 0.11725	1.43e3	64.9	NO
4	4 13C8-PFOA	1701977-05 REEPDW059FRB 0.11725	5.10e3	48.7	YES
5	5 13C9-PFNA	1701977-05 REEPDW059FRB 0.11725	5.59e3	59.9	NO
6	6 13C4-PFOS	1701977-05 REEPDW059FRB 0.11725	1.74e3	73.1	NO
7	7 13C6-PFDA	1701977-05 REEPDW059FRB 0.11725	4.48e3	82.6	NO
8	8 13C7-PFUdA	1701977-05 REEPDW059FRB 0.11725	7.04e3	73.2	NO

Name: 180106M2_72, Date: 07-Jan-2018, Time: 05:50:01, ID: B8A0004-BLK1 Method Blank 5, Description: Method Blank

#	Name	ID	Area	%Rec	Area Out
1	1 13C4-PFBA	B8A0004-BLK1 Method Blank 5	6.51e3	76.6	NO
2	2 13C5-PFHxA	B8A0004-BLK1 Method Blank 5	8.29e3	81.9	NO
3	3 13C3-PFHxS	B8A0004-BLK1 Method Blank 5	1.92e3	86.8	NO
4	4 13C8-PFOA	B8A0004-BLK1 Method Blank 5	7.30e3	69.7	NO
5	5 13C9-PFNA	B8A0004-BLK1 Method Blank 5	7.09e3	76.0	NO
6	6 13C4-PFOS	B8A0004-BLK1 Method Blank 5	2.19e3	92.0	NO
7	7 13C6-PFDA	B8A0004-BLK1 Method Blank 5	6.76e3	124.8	NO
8	8 13C7-PFUdA	B8A0004-BLK1 Method Blank 5	8.88e3	92.4	NO

Dataset: U:\Q4.PRO\results\180106M2\170106M2-IIS_AREA.qld

Last Altered: Sunday, January 07, 2018 11:31:47 Pacific Standard Time

Printed: Sunday, January 07, 2018 11:32:51 Pacific Standard Time

Name: 180106M2_73, Date: 07-Jan-2018, Time: 06:01:12, ID: B8A0004-BS1 OPR 5, Description: OPR

#	Name	ID	Area	%Rec	Area Out
1	1 13C4-PFBA	B8A0004-BS1 OPR 5	6.66e3	78.4	NO
2	2 13C5-PFHxA	B8A0004-BS1 OPR 5	8.33e3	82.3	NO
3	3 13C3-PFHxS	B8A0004-BS1 OPR 5	1.92e3	86.7	NO
4	4 13C8-PFOA	B8A0004-BS1 OPR 5	8.54e3	81.6	NO
5	5 13C9-PFNA	B8A0004-BS1 OPR 5	8.71e3	93.3	NO
6	6 13C4-PFOS	B8A0004-BS1 OPR 5	2.21e3	92.5	NO
7	7 13C6-PFDA	B8A0004-BS1 OPR 5	6.03e3	111.2	NO
8	8 13C7-PFUdA	B8A0004-BS1 OPR 5	7.25e3	75.5	NO

Name: 180106M2_74, Date: 07-Jan-2018, Time: 06:12:22, ID: B8A0004-BS2 OPR 5, Description: OPR

#	Name	ID	Area	%Rec	Area Out
1	1 13C4-PFBA	B8A0004-BS2 OPR 5	5.84e3	68.8	NO
2	2 13C5-PFHxA	B8A0004-BS2 OPR 5	6.90e3	68.1	NO
3	3 13C3-PFHxS	B8A0004-BS2 OPR 5	1.70e3	77.1	NO
4	4 13C8-PFOA	B8A0004-BS2 OPR 5	6.79e3	64.8	NO
5	5 13C9-PFNA	B8A0004-BS2 OPR 5	7.53e3	80.7	NO
6	6 13C4-PFOS	B8A0004-BS2 OPR 5	2.18e3	91.6	NO
7	7 13C6-PFDA	B8A0004-BS2 OPR 5	5.62e3	103.6	NO
8	8 13C7-PFUdA	B8A0004-BS2 OPR 5	6.33e3	65.9	NO

Name: 180106M2_75, Date: 07-Jan-2018, Time: 06:23:33, ID: B8A0004-BS3 OPR 5, Description: OPR

#	Name	ID	Area	%Rec	Area Out
1	1 13C4-PFBA	B8A0004-BS3 OPR 5	6.27e3	73.8	NO
2	2 13C5-PFHxA	B8A0004-BS3 OPR 5	7.20e3	71.1	NO
3	3 13C3-PFHxS	B8A0004-BS3 OPR 5	1.86e3	84.3	NO
4	4 13C8-PFOA	B8A0004-BS3 OPR 5	6.86e3	65.6	NO
5	5 13C9-PFNA	B8A0004-BS3 OPR 5	6.76e3	72.5	NO
6	6 13C4-PFOS	B8A0004-BS3 OPR 5	2.34e3	98.1	NO
7	7 13C6-PFDA	B8A0004-BS3 OPR 5	5.83e3	107.6	NO
8	8 13C7-PFUdA	B8A0004-BS3 OPR 5	9.10e3	94.7	NO

Name: 180106M2_76, Date: 07-Jan-2018, Time: 06:34:44, ID: B8A0004-BS4 OPR 5, Description: OPR

#	Name	ID	Area	%Rec	Area Out
1	1 13C4-PFBA	B8A0004-BS4 OPR 5	5.88e3	69.2	NO
2	2 13C5-PFHxA	B8A0004-BS4 OPR 5	7.86e3	77.6	NO
3	3 13C3-PFHxS	B8A0004-BS4 OPR 5	1.99e3	90.0	NO
4	4 13C8-PFOA	B8A0004-BS4 OPR 5	7.12e3	68.0	NO
5	5 13C9-PFNA	B8A0004-BS4 OPR 5	6.04e3	64.7	NO
6	6 13C4-PFOS	B8A0004-BS4 OPR 5	1.66e3	69.6	NO
7	7 13C6-PFDA	B8A0004-BS4 OPR 5	5.86e3	108.1	NO
8	8 13C7-PFUdA	B8A0004-BS4 OPR 5	7.27e3	75.7	NO

Dataset: U:\Q4.PRO\results\180106M2\170106M2-IIS_AREA.qld

Last Altered: Sunday, January 07, 2018 11:31:47 Pacific Standard Time

Printed: Sunday, January 07, 2018 11:32:51 Pacific Standard Time

Name: 180106M2_77, Date: 07-Jan-2018, Time: 06:45:55, ID: IPA, Description: IPA

#	Name	ID	Area	%Rec	Area Out
1	1 13C4-PFBA	IPA			NO
2	2 13C5-PFHxA	IPA			NO
3	3 13C3-PFHxS	IPA			NO
4	4 13C8-PFOA	IPA			NO
5	5 13C9-PFNA	IPA			NO
6	6 13C4-PFOS	IPA			NO
7	7 13C6-PFDA	IPA			NO
8	8 13C7-PFUdA	IPA			NO

Name: 180106M2_78, Date: 07-Jan-2018, Time: 06:57:08, ID: ST180106M2-13 PFC CS3 17L2810, Description: PFC CS3 17L2810

#	Name	ID	Area	%Rec	Area Out
1	1 13C4-PFBA	ST180106M2-13 PFC CS3 17L2810	9.33e3	109.8	NO
2	2 13C5-PFHxA	ST180106M2-13 PFC CS3 17L2810	1.14e4	112.2	NO
3	3 13C3-PFHxS	ST180106M2-13 PFC CS3 17L2810	2.65e3	119.8	NO
4	4 13C8-PFOA	ST180106M2-13 PFC CS3 17L2810	1.01e4	96.7	NO
5	5 13C9-PFNA	ST180106M2-13 PFC CS3 17L2810	1.03e4	110.5	NO
6	6 13C4-PFOS	ST180106M2-13 PFC CS3 17L2810	2.34e3	98.3	NO
7	7 13C6-PFDA	ST180106M2-13 PFC CS3 17L2810	8.45e3	155.8	YES
8	8 13C7-PFUdA	ST180106M2-13 PFC CS3 17L2810	1.31e4	136.2	NO

Name: 180106M2_79, Date: 07-Jan-2018, Time: 07:08:20, ID: IPA, Description: IPA

#	Name	ID	Area	%Rec	Area Out
1	1 13C4-PFBA	IPA			NO
2	2 13C5-PFHxA	IPA			NO
3	3 13C3-PFHxS	IPA			NO
4	4 13C8-PFOA	IPA			NO
5	5 13C9-PFNA	IPA			NO
6	6 13C4-PFOS	IPA			NO
7	7 13C6-PFDA	IPA			NO
8	8 13C7-PFUdA	IPA			NO

Dataset: U:\Q4.PRO\results\180106M2\170106M2-20.qld

Last Altered: Sunday, January 07, 2018 12:23:54 Pacific Standard Time

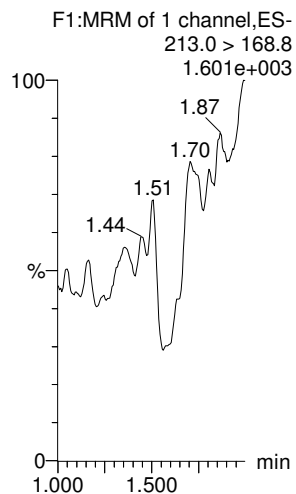
Printed: Sunday, January 07, 2018 12:24:29 Pacific Standard Time

Method: U:\Q4.PRO\MethDB\PFAS_FULL_80C_010618.mdb 07 Jan 2018 10:38:07

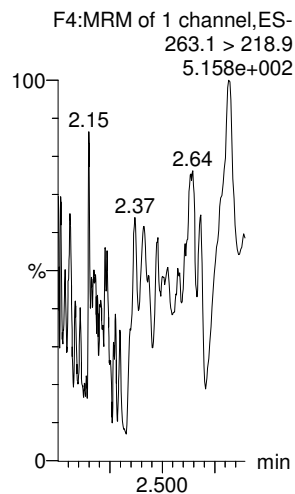
Calibration: U:\Q4.PRO\CurveDB\C18_VAL-PFAS_Q4_01-06-18_FULL.cdb 07 Jan 2018 11:33:08

Name: 180106M2_20, Date: 06-Jan-2018, Time: 20:08:11, ID: IPA, Description: IPA

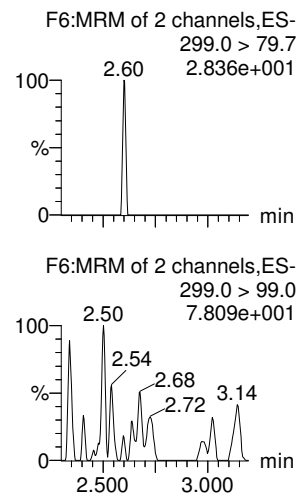
PFBA



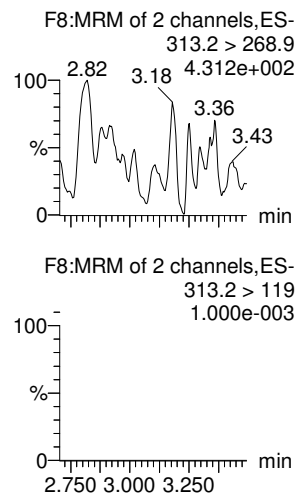
PFPeA



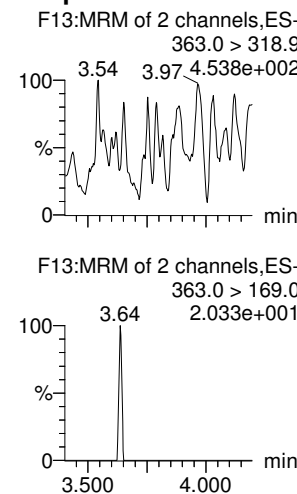
PFBS



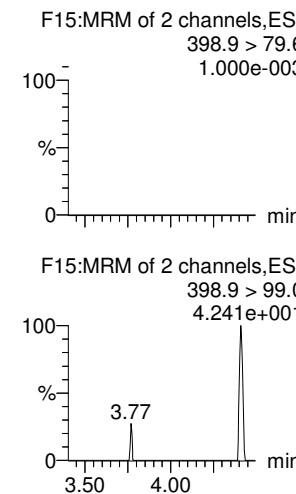
PFHxA



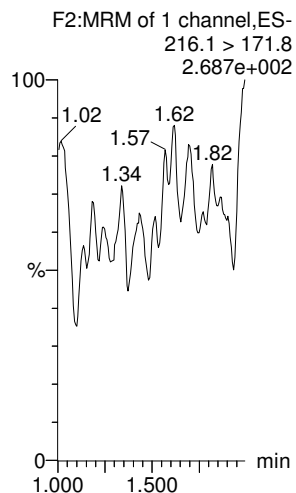
PFHpA



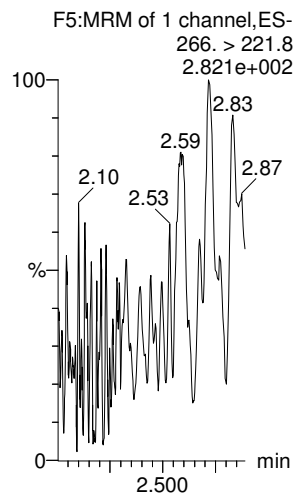
L-PFHxS



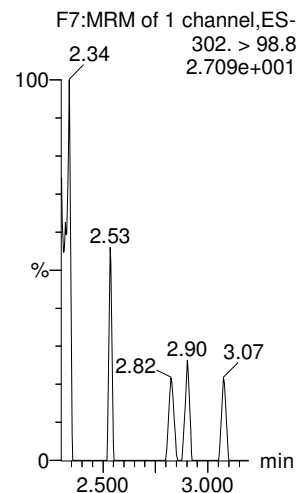
13C3-PFBA



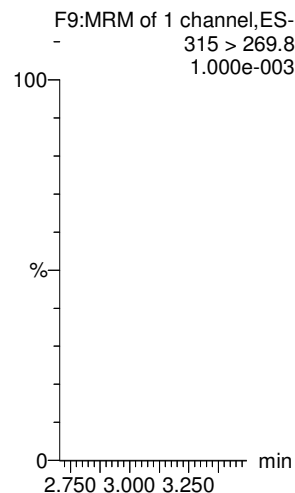
13C3-PFPeA



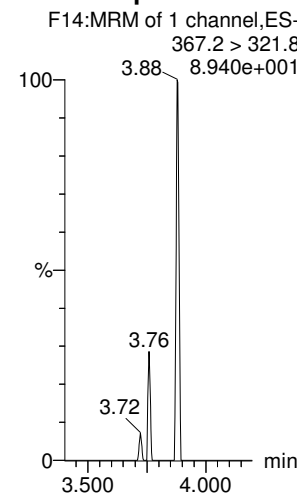
13C3-PFBS



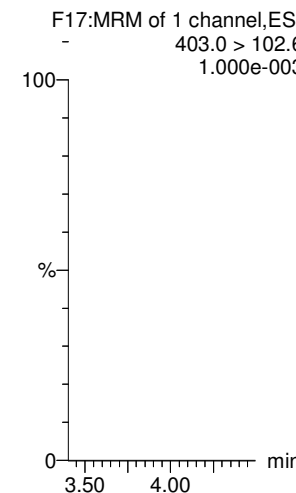
13C2-PFHxA



13C4-PFHpA



18O2-PFHxS



Dataset: U:\Q4.PRO\results\180106M2\170106M2-20.qld


Last Altered: Sunday, January 07, 2018 12:23:54 Pacific Standard Time

Printed: Sunday, January 07, 2018 12:24:29 Pacific Standard Time

Name: 180106M2_20, Date: 06-Jan-2018, Time: 20:08:11, ID: IPA, Description: IPA

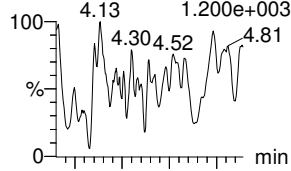
6:2 FTS

F21:MRM of 2 channels,ES-
427.1 > 407
1.000e-003



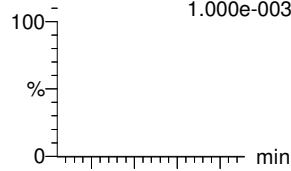
L-PFOA

F18:MRM of 2 channels,ES-
413 > 368.7
1.200e+003



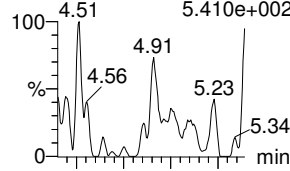
PFHpS

F23:MRM of 2 channels,ES-
449 > 80.0
1.000e-003



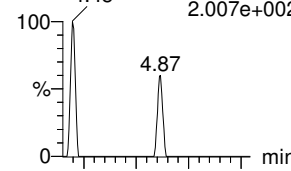
PFNA

F24:MRM of 2 channels,ES-
463.0 > 418.8
5.410e+002



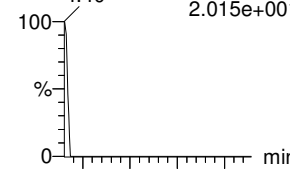
PFOSA

F27:MRM of 2 channels,ES-
498.1 > 77.8
2.007e+002

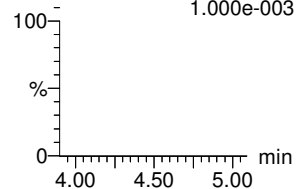


L-PFOS

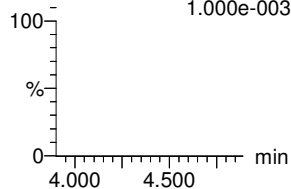
F29:MRM of 2 channels,ES-
499 > 79.9
2.015e+001



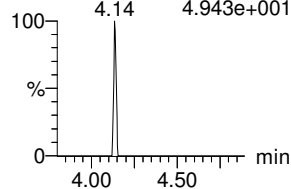
F21:MRM of 2 channels,ES-
427.1 > 80
1.000e-003



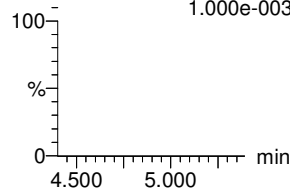
F18:MRM of 2 channels,ES-
413 > 169
1.000e-003



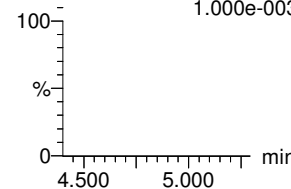
F23:MRM of 2 channels,ES-
449 > 98.7
4.943e+001



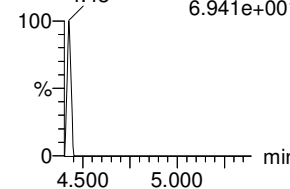
F24:MRM of 2 channels,ES-
463.0 > 219.0
1.000e-003



F27:MRM of 2 channels,ES-
498.1 > 478
1.000e-003

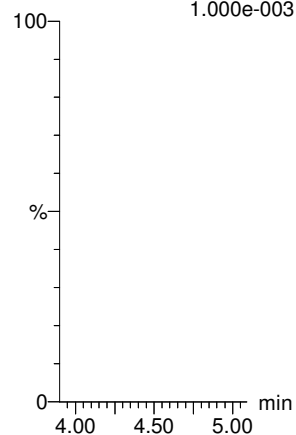


F29:MRM of 2 channels,ES-
499 > 99
6.941e+001



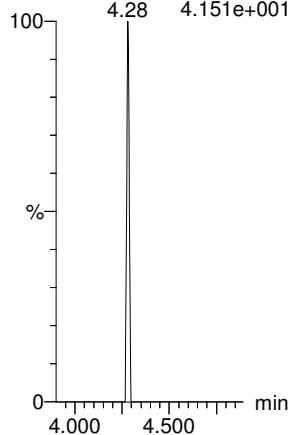
13C2-6:2 FTS

F22:MRM of 1 channel,ES-
429.1 > 408.9
1.000e-003



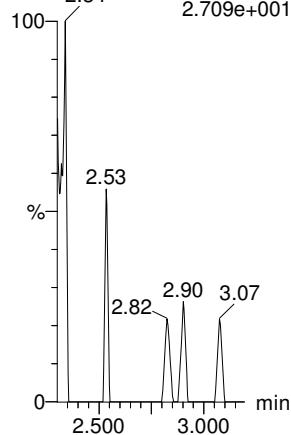
13C2-PFOA

F19:MRM of 1 channel,ES-
414.9 > 369.7
4.151e+001



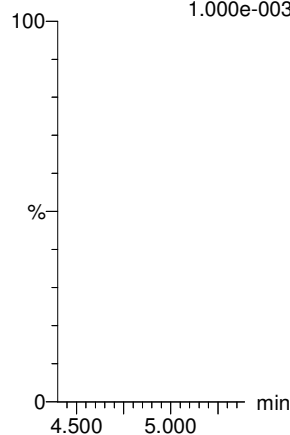
13C3-PFBS

F7:MRM of 1 channel,ES-
302. > 98.8
2.709e+001



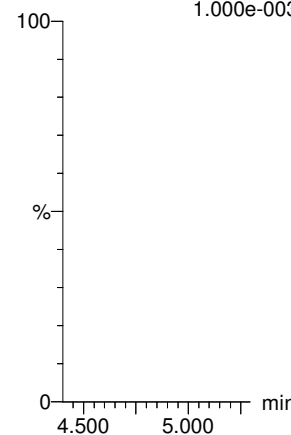
13C5-PFNA

F25:MRM of 1 channel,ES-
468.2 > 422.9
1.000e-003



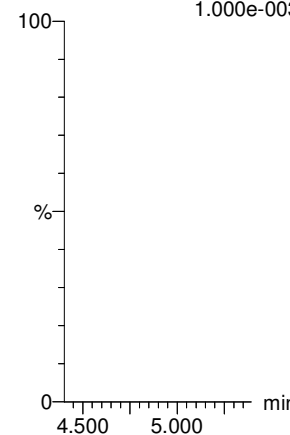
13C8-PFOSA

F31:MRM of 1 channel,ES-
506.1 > 77.7
1.000e-003



13C8-PFOS

F32:MRM of 1 channel,ES-
507.0 > 79.9
1.000e-003



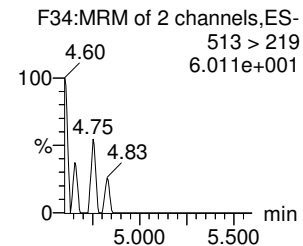
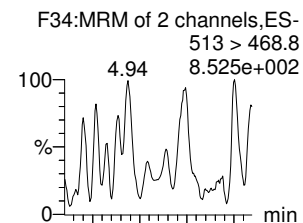
Dataset: U:\Q4.PRO\results\180106M2\170106M2-20.qld

Last Altered: Sunday, January 07, 2018 12:23:54 Pacific Standard Time

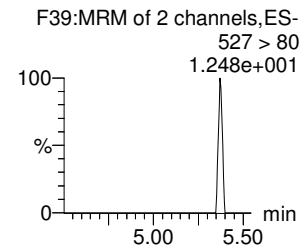
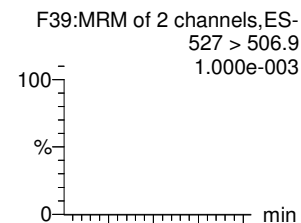
Printed: Sunday, January 07, 2018 12:24:29 Pacific Standard Time

Name: 180106M2_20, Date: 06-Jan-2018, Time: 20:08:11, ID: IPA, Description: IPA

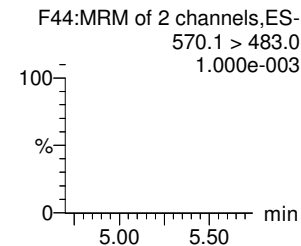
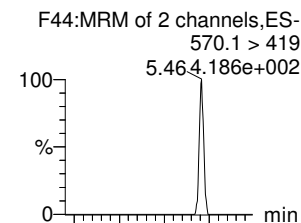
PFDA



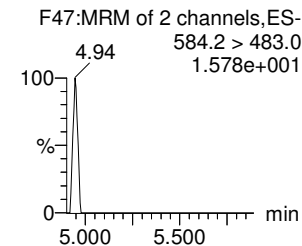
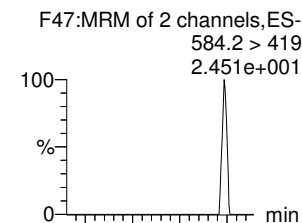
8:2 FTS



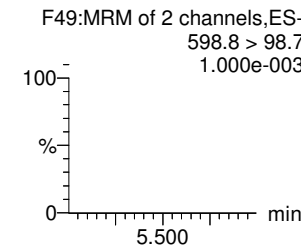
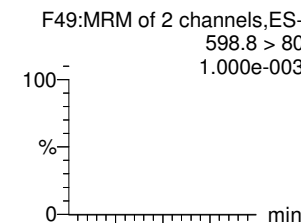
N-MeFOSAA



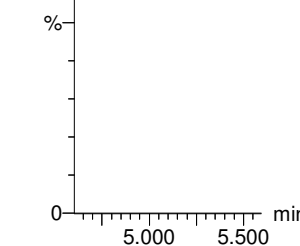
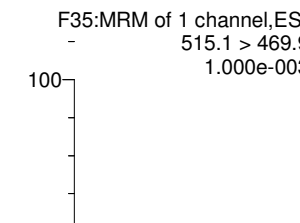
N-EtFOSAA



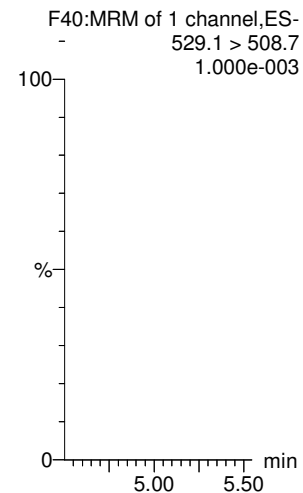
PFDS



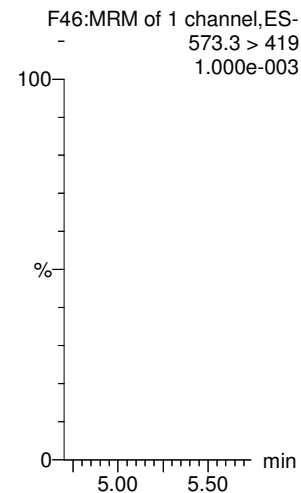
13C2-PFDA



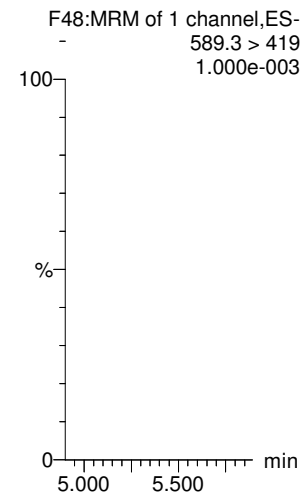
13C2-8:2 FTS



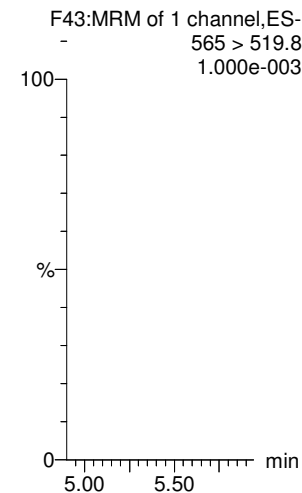
d3-N-MeFOSAA



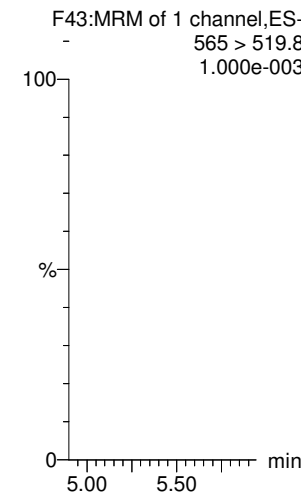
d5-N-EtFOSAA



13C2-PFUdA



13C2-PFUdA



Dataset: U:\Q4.PRO\results\180106M2\170106M2-20.qld

Last Altered: Sunday, January 07, 2018 12:23:54 Pacific Standard Time

Printed: Sunday, January 07, 2018 12:24:29 Pacific Standard Time

Name: 180106M2_20, Date: 06-Jan-2018, Time: 20:08:11, ID: IPA, Description: IPA

PFDoA

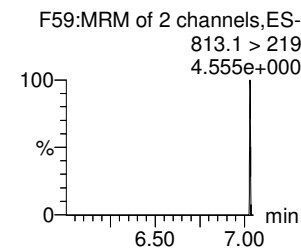
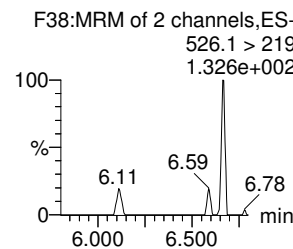
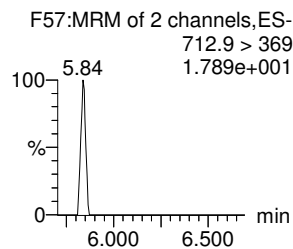
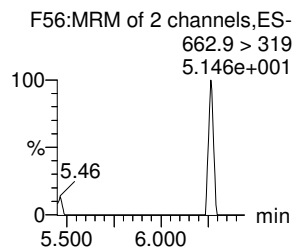
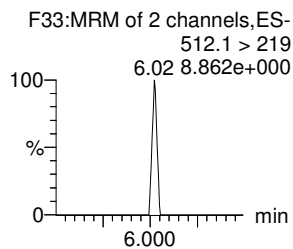
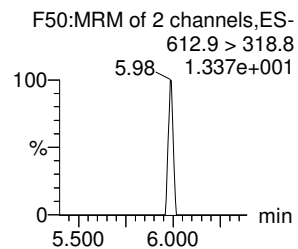
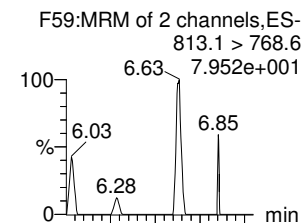
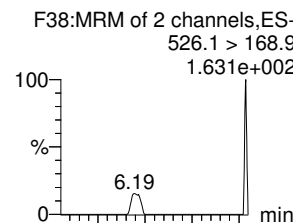
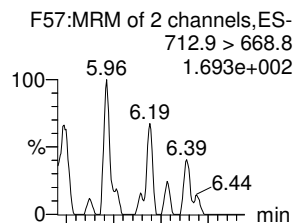
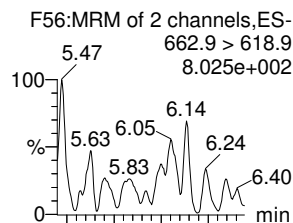
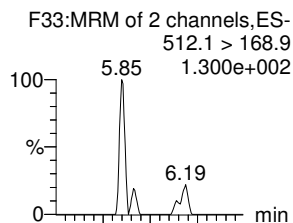
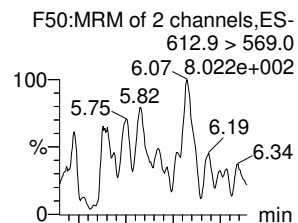
N-MeFOSA

PFTrDA

PFTeDA

N-EtFOSA

PFHxDA



13C2-PFDoA

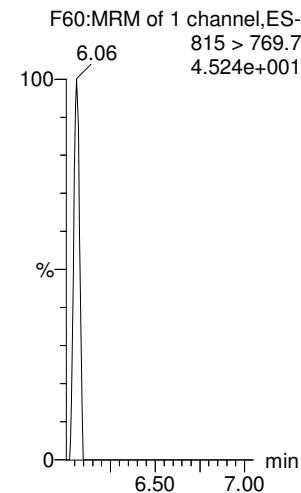
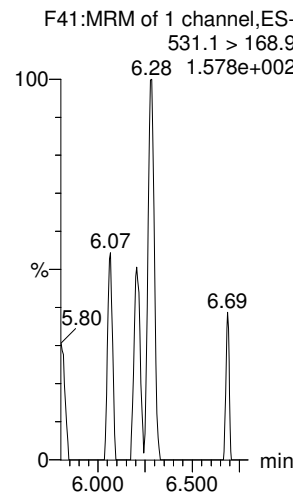


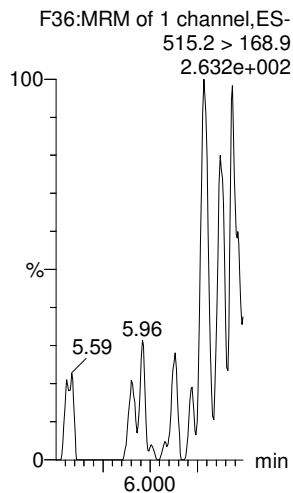
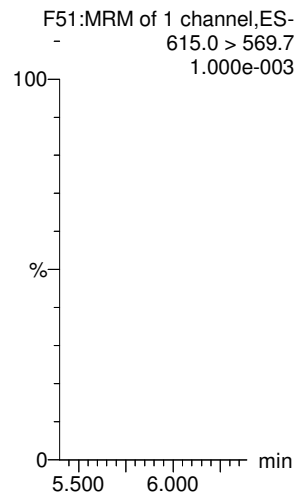
d3-N-MeFOSA

13C2-PFTeDA

13C2-PFTeDA

d5-N-ETFOSA

13C2-PFHxDA



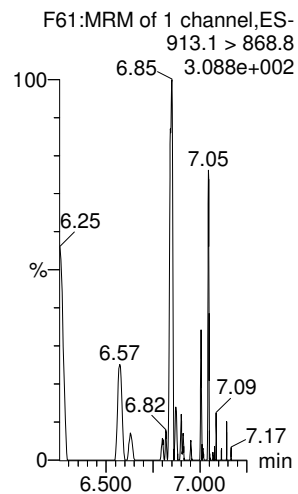
Dataset: U:\Q4.PRO\results\180106M2\170106M2-20.qld

Last Altered: Sunday, January 07, 2018 12:23:54 Pacific Standard Time

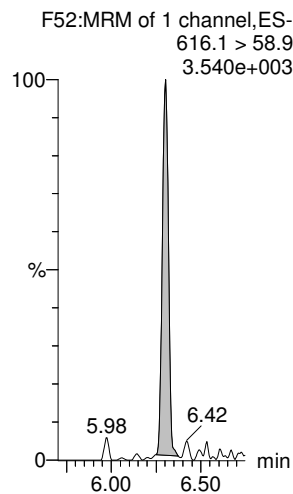
Printed: Sunday, January 07, 2018 12:24:29 Pacific Standard Time

Name: 180106M2_20, Date: 06-Jan-2018, Time: 20:08:11, ID: IPA, Description: IPA

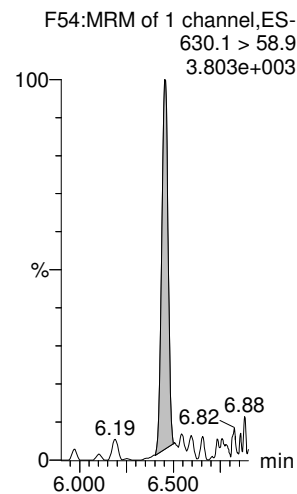
PFODA



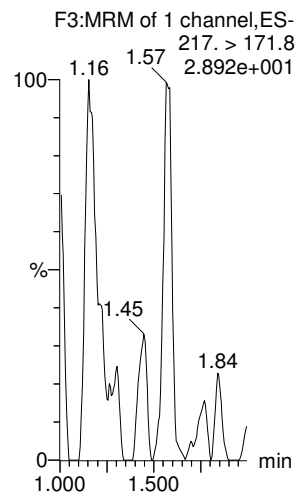
N-MeFOSE



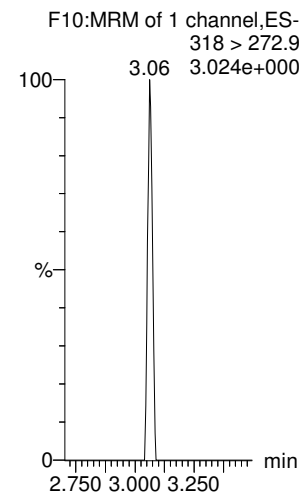
N-EtFOSE



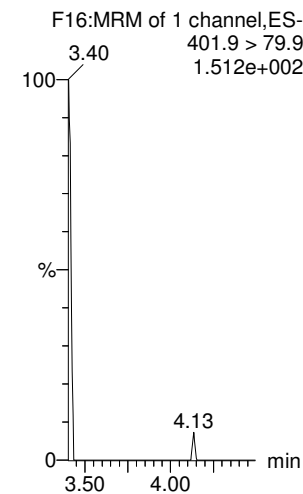
13C4-PFBA



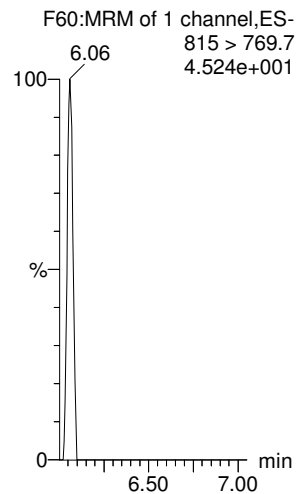
13C5-PFHxA



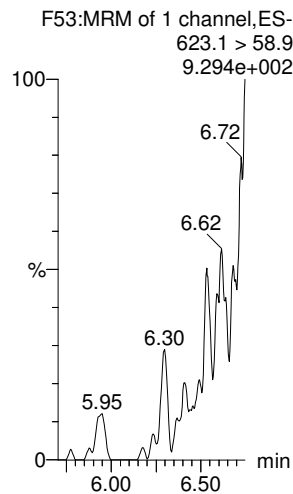
13C3-PFHxS



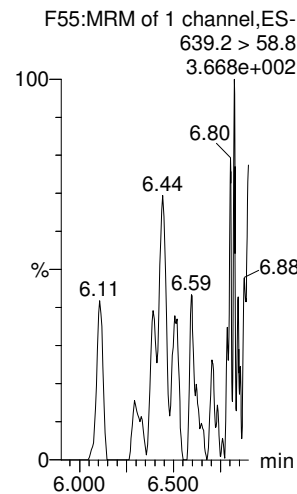
13C2-PFHxDA



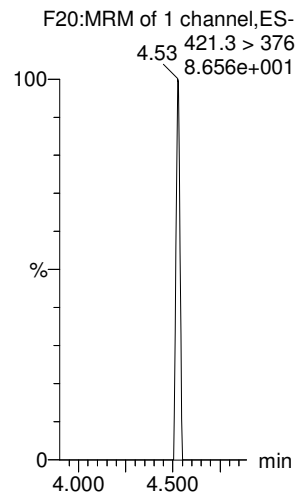
d7-N-MeFOSE



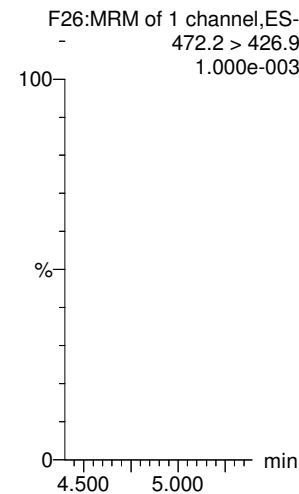
d9-N-EtFOSE



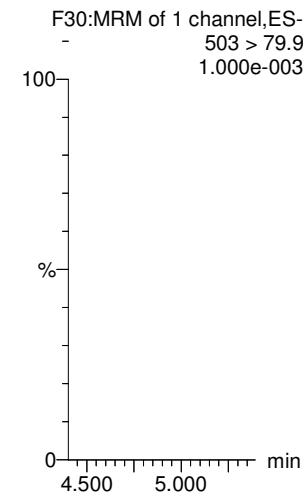
13C8-PFOA



13C9-PFNA



13C4-PFOS



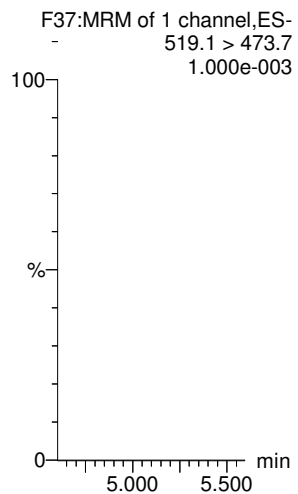
Dataset: U:\Q4.PRO\results\180106M2\170106M2-20.qld

Last Altered: Sunday, January 07, 2018 12:23:54 Pacific Standard Time

Printed: Sunday, January 07, 2018 12:24:29 Pacific Standard Time

Name: 180106M2_20, Date: 06-Jan-2018, Time: 20:08:11, ID: IPA, Description: IPA

13C6-PFDA



Dataset: U:\Q4.PRO\results\180106M2\170106M2-37.qld

Last Altered: Sunday, January 07, 2018 11:49:32 Pacific Standard Time

Printed: Sunday, January 07, 2018 11:52:02 Pacific Standard Time

AC
1/7/18

Method: U:\Q4.PRO\MethDB\PFAS_FULL_80C_010618.mdb 07 Jan 2018 10:38:07

Calibration: U:\Q4.PRO\CurveDB\C18_VAL-PFAS_Q4_01-06-18_FULL.cdb 07 Jan 2018 11:33:08

Name: 180106M2_37, Date: 06-Jan-2018, Time: 23:18:20, ID: ST180106M2-11 PFC CS3 17L2810, Description: PFC CS3 17L2810

#	Name	Trace	Area	IS Area	wt/vol	RRF	Pred.RT	RT	y Axis Resp.	Conc.	%Rec
1	1 PFBA	213.0 > 168.8	7.76e3	7.96e3	1.0000		1.62	1.58	12.2	10.326	103.3
2	2 PFPeA	263.1 > 218.9	8.12e3	9.41e3	1.0000		2.62	2.57	10.8	10.679	106.8
3	3 PFBS	299.0 > 79.7	1.60e3	1.07e3	1.0000		2.87	2.83	18.7	11.066	110.7
4	4 PFHxA	313.2 > 268.9	9.99e3	2.80e3	1.0000		3.38	3.32	17.8	11.184	111.8
5	5 PFHpA	363.0 > 318.9	7.53e3	7.16e3	1.0000		4.00	3.95	13.2	9.301	93.0
6	6 L-PFHxS	398.9 > 79.6	1.21e3	8.29e2	1.0000		4.14	4.09	18.2	8.520	85.2
7	8 6:2 FTS	427.1 > 407	2.08e3	2.63e3	1.0000		4.45	4.41	9.89	9.967	99.7
8	9 L-PFOA	413 > 368.7	7.50e3	9.25e3	1.0000		4.51	4.47	10.1	9.902	99.0
9	11 PFHpS	449 > 80.0	1.99e3	9.25e3	1.0000		4.63	4.57	2.69	10.326	103.3
10	12 PFNA	463.0 > 418.8	8.37e3	9.02e3	1.0000		4.90	4.90	11.6	8.751	87.5
11	13 PFOSA	498.1 > 77.8	2.21e3	2.42e3	1.0000		4.99	4.95	11.4	10.162	101.6
12	14 L-PFOS	499 > 79.9	2.13e3	2.48e3	1.0000		5.02	4.97	10.8	9.150	91.5
13	16 PFDA	513 > 468.8	9.95e3	8.15e3	1.0000		5.31	5.27	15.3	11.838	118.4
14	17 8:2 FTS	527 > 506.9	1.81e3	8.15e3	1.0000		5.26	5.24	2.78	8.577	85.8
15	18 N-MeFOSAA	570.1 > 419	5.24e3	4.06e3	1.0000		5.45	5.41	16.1	10.043	100.4
16	19 N-EtFOSAA	584.2 > 419	3.88e3	4.55e3	1.0000		5.61	5.57	10.7	10.077	100.8
17	20 PFUdA	563.0 > 518.9	7.21e3	1.13e4	1.0000		5.63	5.59	7.99	6.996	70.0
18	21 PFDS	598.8 > 80	2.45e3	1.13e4	1.0000		5.67	5.63	2.71	8.733	87.3
19	22 PFDoA	612.9 > 569.0	1.10e4	8.40e3	1.0000		5.91	5.86	16.4	7.748	77.5
20	23 N-MeFOSA	512.1 > 168.9	5.19e3	1.59e4	1.0000		5.84	5.83	48.8	54.032	108.1
21	24 PFTrDA	662.9 > 618.9	1.51e4	8.40e3	1.0000		6.14	6.10	22.5	9.758	97.6
22	25 PFTeDA	712.9 > 668.8	8.87e3	3.55e3	1.0000		6.34	6.30	31.3	12.004	120.0
23	26 N-EtFOSA	526.1 > 168.9	6.71e3	2.14e4	1.0000		6.25	6.18	47.1	50.102	100.2
24	27 PFHxDA	813.1 > 768.6	3.66e3	2.62e3	1.0000		6.63	6.60	7.00	8.090	80.9
25	28 PFODA	913.1 > 868.8	4.21e3	2.62e3	1.0000		6.85	6.82	8.05	9.958	99.6
26	29 N-MeFOSE	616.1 > 58.9	6.39e3	2.27e4	1.0000		6.30	6.30	42.3	41.344	82.7
27	30 N-EtFOSE	630.1 > 58.9	8.09e3	2.17e4	1.0000		6.48	6.45	56.0	51.184	102.4
28	31 13C3-PFBA	216.1 > 171.8	7.96e3	8.97e3	1.0000	0.887	1.62	1.58	11.1	12.502	100.0
29	32 13C3-PFPeA	266. > 221.8	9.41e3	1.05e4	1.0000	0.877	2.62	2.57	11.2	12.768	102.1
30	33 13C3-PFBS	302. > 98.8	1.07e3	1.05e4	1.0000	0.121	2.87	2.83	1.27	10.541	84.3
31	Work Order 2701828	315 > 269.8	2.80e3	1.05e4	1.0000	0.673	3.38	3.33	3.33	4.947	98.8

10130

50150

Dataset: U:\Q4.PRO\results\180106M2\170106M2-37.qld

Last Altered: Sunday, January 07, 2018 11:49:32 Pacific Standard Time

Printed: Sunday, January 07, 2018 11:52:02 Pacific Standard Time

Name: 180106M2_37, Date: 06-Jan-2018, Time: 23:18:20, ID: ST180106M2-11 PFC CS3 17L2810, Description: PFC CS3 17L2810

	# Name	Trace	Area	IS Area	wt/vol	RRF	Pred.RT	RT	y Axis Resp.	Conc.	%Rec
32	35 13C4-PFHpA	367.2 > 321.8	7.16e3	1.05e4	1.0000	0.706	4.00	3.95	8.51	12.068	96.5
33	36 18O2-PFHxS	403.0 > 102.6	8.29e2	2.37e3	1.0000	0.359	4.14	4.09	4.37	12.157	97.3
34	37 13C2-6:2 FTS	429.1 > 408.9	2.63e3	9.95e3	1.0000	0.273	4.45	4.41	3.30	12.076	96.6
35	38 13C2-PFOA	414.9 > 369.7	9.25e3	9.95e3	1.0000	0.979	4.51	4.47	11.6	11.880	95.0
36	39 13C5-PFNA	468.2 > 422.9	9.02e3	9.77e3	1.0000	0.941	4.90	4.90	11.5	12.266	98.1
37	40 13C8-PFOSA	506.1 > 77.7	2.42e3	9.81e3	1.0000	0.260	4.99	4.95	3.09	11.890	95.1
38	41 13C8-PFOS	507.0 > 79.9	2.48e3	2.61e3	1.0000	1.005	5.02	4.97	11.9	11.849	94.8
39	42 13C2-PFDA	515.1 > 469.9	8.15e3	7.13e3	1.0000	1.335	5.31	5.27	14.3	10.709	85.7
40	43 13C2-8:2 FTS	529.1 > 508.7	1.50e3	1.05e4	1.0000	0.141	5.26	5.24	1.79	12.698	101.6
41	44 d3-N-MeFOSAA	573.3 > 419	4.06e3	9.81e3	1.0000	0.398	5.45	5.41	5.17	12.992	103.9
42	45 d5-N-EtFOSAA	589.3 > 419	4.55e3	9.81e3	1.0000	0.473	5.61	5.56	5.79	12.244	97.9
43	46 13C2-PFUdA	565 > 519.8	1.13e4	9.81e3	1.0000	1.035	5.63	5.59	14.4	13.885	111.1
44	47 13C2-PFDoA	615.0 > 569.7	8.40e3	9.81e3	1.0000	0.667	5.91	5.86	10.7	16.051	128.4
45	48 d3-N-MeFOSA	515.2 > 168.9	1.59e4	9.81e3	1.0000	0.130	5.84	5.84	20.3	156.326	104.2
46	49 13C2-PFTeDA	714.8 > 669.6	3.55e3	9.81e3	1.0000	0.321	6.34	6.30	4.52	14.082	112.7
47	50 d5-N-ETFOSA	531.1 > 168.9	2.14e4	9.81e3	1.0000	0.184	6.25	6.19	27.2	148.305	98.9
48	51 13C2-PFHxDA	815 > 769.7	2.62e3	9.81e3	1.0000	0.551	6.63	6.60	3.33	6.044	120.9
49	52 d7-N-MeFOSE	623.1 > 58.9	2.27e4	9.81e3	1.0000	0.162	6.30	6.29	28.9	177.807	118.5
50	53 d9-N-EtFOSE	639.2 > 58.8	2.17e4	9.81e3	1.0000	0.162	6.48	6.44	27.6	170.504	113.7
51	54 13C4-PFBA	217. > 171.8	8.97e3	8.97e3	1.0000	1.000	1.62	1.58	12.5	12.500	100.0
52	55 13C5-PFHxA	318 > 272.9	1.05e4	1.05e4	1.0000	1.000	3.38	3.33	12.5	12.500	100.0
53	56 13C3-PFHxS	401.9 > 79.9	2.37e3	2.37e3	1.0000	1.000	4.14	4.09	12.5	12.500	100.0
54	57 13C8-PFOA	421.3 > 376	9.95e3	9.95e3	1.0000	1.000	4.51	4.47	12.5	12.500	100.0
55	58 13C9-PFNA	472.2 > 426.9	9.77e3	9.77e3	1.0000	1.000	4.90	4.90	12.5	12.500	100.0
56	59 13C4-PFOS	503 > 79.9	2.61e3	2.61e3	1.0000	1.000	5.02	4.97	12.5	12.500	100.0
57	60 13C6-PFDA	519.1 > 473.7	7.13e3	7.13e3	1.0000	1.000	5.31	5.27	12.5	12.500	100.0
58	61 13C7-PFUdA	570.1 > 524.8	9.81e3	9.81e3	1.0000	1.000	5.63	5.59	12.5	12.500	100.0

SD-150
↓

Dataset: Untitled

Last Altered: Sunday, January 07, 2018 12:13:51 Pacific Standard Time
Printed: Sunday, January 07, 2018 12:13:57 Pacific Standard Time

Method: U:\Q4.PRO\MethDB\PFAS_FULL_80C_010618.mdb 07 Jan 2018 10:38:07
Calibration: U:\Q4.PRO\CurveDB\C18_VAL-PFAS_Q4_01-06-18_FULL.cdb 07 Jan 2018 11:33:08

Compound name: PFBA

	Name	ID	Acq.Date	Acq.Time
1		NEW CURVE		
2	180106M2_1	IPA	06-Jan-18	16:35:16
3	180106M2_2	IPA	06-Jan-18	16:46:32
4	180106M2_3	IPA	06-Jan-18	16:57:42
5	180106M2_4	IPA	06-Jan-18	17:08:53
6	180106M2_5	IPA	06-Jan-18	17:20:03
7	180106M2_6	IPA	06-Jan-18	17:31:14
8	180106M2_7	window tester	06-Jan-18	17:42:28
9	180106M2_8	window tester	06-Jan-18	17:54:04
10	180106M2_9	window tester	06-Jan-18	18:05:15
11	180106M2_10	ST180106M2-1 PFC CS-2 17L2805	06-Jan-18	18:16:26
12	180106M2_11	ST180106M2-2 PFC CS-1 17L2806	06-Jan-18	18:27:34
13	180106M2_12	ST180106M2-3 PFC CS0 17L2807	06-Jan-18	18:38:45
14	180106M2_13	ST180106M2-4 PFC CS1 17L2808	06-Jan-18	18:49:55
15	180106M2_14	ST180106M2-5 PFC CS2 17L2809	06-Jan-18	19:01:07
16	180106M2_15	ST180106M2-6 PFC CS3 17L2810	06-Jan-18	19:12:17
17	180106M2_16	ST180106M2-7 PFC CS4 17L2811	06-Jan-18	19:23:27
18	180106M2_17	ST180106M2-8 PFC CS5 17L2812	06-Jan-18	19:34:38
19	180106M2_18	ST180106M2-9 PFC CS6 17L2816	06-Jan-18	19:45:49
20	180106M2_19	ST180106M2-10 PFC CS7 17L2817	06-Jan-18	19:57:00
21	180106M2_20	IPA	06-Jan-18	20:08:11
22	180106M2_21	ICV180106M2-1 PFC ICV 17L2804	06-Jan-18	20:19:21
23	180106M2_22	B7L0209-BS1 OPR 0.25	06-Jan-18	20:30:32
24	180106M2_23	B7L0209-BSD1 LCSD 0.25	06-Jan-18	20:41:42
25	180106M2_24	IPA	06-Jan-18	20:52:53
26	180106M2_25	B7L0209-BLK1 Method Blank 0.25	06-Jan-18	21:04:04
27	180106M2_26	1701825-01RE1 GW2327171127RAP 0.25857	06-Jan-18	21:15:14
28	180106M2_27	1701825-02RE1 GW3337171127RAP 0.25864	06-Jan-18	21:26:30
29	180106M2_28	1701825-03RE1 GW4549171127RAP 0.25917	06-Jan-18	21:37:44
30	180106M2_29	1701825-04RE1 GW0509171128RAP 0.25247	06-Jan-18	21:48:55
31	180106M2_30	1701825-05RE1 GW1519171128RAP 0.2606	06-Jan-18	22:00:05
32	180106M2_31	1701825-06RE1 GW2529171128RAP 0.26127	06-Jan-18	22:11:16

Vista Analytical Laboratory

Dataset: Untitled

Last Altered: Sunday, January 07, 2018 12:13:51 Pacific Standard Time

Printed: Sunday, January 07, 2018 12:13:57 Pacific Standard Time

Compound name: PFBA

	Name	ID	Acq.Date	Acq.Time
33	180106M2_32	1701825-07RE1 FD-GW2529171128RAP 0.2...	06-Jan-18	22:22:27
34	180106M2_33	1701825-08RE1 GW3236171128RAP 0.25529	06-Jan-18	22:33:38
35	180106M2_34	1701825-09RE1 GW4549171128RAP 0.25678	06-Jan-18	22:44:49
36	180106M2_35	1701825-10RE1 GW0509171129RAP 0.26542	06-Jan-18	22:55:59
37	180106M2_36	IPA	06-Jan-18	23:07:10
38	180106M2_37	ST180106M2-11 PFC CS3 17L2810	06-Jan-18	23:18:20
39	180106M2_38	IPA	06-Jan-18	23:29:34
40	180106M2_39	1701825-11RE1 GW1519171129RAP 0.26298	06-Jan-18	23:40:44
41	180106M2_40	1701825-12RE1 GW2529171129RAP 0.26227	06-Jan-18	23:51:55
42	180106M2_41	1701825-13RE1 GW4145171130RAP 0.25919	07-Jan-18	00:03:05
43	180106M2_42	1701825-14RE1 GW5155171130RAP 0.25159	07-Jan-18	00:14:16
44	180106M2_43	1701828-01RE1 IR03-MW042-C1-17D 0.25079	07-Jan-18	00:25:32
45	180106M2_44	1701828-02RE1 IR03-MW049-C1-17D 0.25035	07-Jan-18	00:36:45
46	180106M2_45	1701828-03RE1 IR03-MW103-C1-17D 0.25474	07-Jan-18	00:47:56
47	180106M2_46	1701828-04RE1 IR03-MW104-C2-17D 0.2544	07-Jan-18	00:59:07
48	180106M2_47	1701828-05RE1 IR03-MW116-Y-17D 0.24862	07-Jan-18	01:10:17
49	180106M2_48	1701828-06RE1 IR03-MW116P-Y-17D 0.25902	07-Jan-18	01:21:28
50	180106M2_49	IPA	07-Jan-18	01:32:39
51	180106M2_50	ST180106M2-12 PFC CS3 17L2810	07-Jan-18	01:43:50
52	180106M2_51	IPA	07-Jan-18	01:55:00
53	180106M2_52	B7L0194-BS1 OPR 0.125	07-Jan-18	02:06:11
54	180106M2_53	B7L0194-BSD1 LCSD 0.125	07-Jan-18	02:17:22
55	180106M2_54	B7L0194-BLK1 Method Blank 0.125	07-Jan-18	02:28:32
56	180106M2_55	1701958-01 REEPDW049FRB 0.11736	07-Jan-18	02:39:43
57	180106M2_56	1701958-02 REEPDW050FRB 0.11388	07-Jan-18	02:50:54
58	180106M2_57	1701958-03 REEPDW051FRB 0.112	07-Jan-18	03:02:04
59	180106M2_58	1701958-04 REEPDW052FRB 0.11813	07-Jan-18	03:13:15
60	180106M2_59	1701958-05 REEPDW053FRB 0.11022	07-Jan-18	03:24:26
61	180106M2_60	1701958-06 REEPDW054FRB 0.11696	07-Jan-18	03:35:36
62	180106M2_61	1701958-07 REEPDW045FRB 0.11438	07-Jan-18	03:46:47
63	180106M2_62	1701976-01 REEPDW055 0.11983	07-Jan-18	03:57:58
64	180106M2_63	1701976-02 REEPDW056 0.11315	07-Jan-18	04:09:10
65	180106M2_64	1701976-03 REEPDW057 0.11734	07-Jan-18	04:20:25
66	180106M2_65	1701976-04 REEPDW058 0.12124	07-Jan-18	04:31:43
67	180106M2_66	1701976-05 REEPDW059 0.1206	07-Jan-18	04:42:57
68	180106M2_67	1701977-01 REEPDW055FRB 0.11898	07-Jan-18	04:54:08

Dataset: Untitled

Last Altered: Sunday, January 07, 2018 12:13:51 Pacific Standard Time

Printed: Sunday, January 07, 2018 12:13:57 Pacific Standard Time

Compound name: PFBA

	Name	ID	Acq.Date	Acq.Time
69	180106M2_68	1701977-02 REEPDW056FRB 0.11654	07-Jan-18	05:05:18
70	180106M2_69	1701977-03 REEPDW057FRB 0.11643	07-Jan-18	05:16:29
71	180106M2_70	1701977-04 REEPDW058FRB 0.1123	07-Jan-18	05:27:40
72	180106M2_71	1701977-05 REEPDW059FRB 0.11725	07-Jan-18	05:38:50
73	180106M2_72	B8A0004-BLK1 Method Blank 5	07-Jan-18	05:50:01
74	180106M2_73	B8A0004-BS1 OPR 5	07-Jan-18	06:01:12
75	180106M2_74	B8A0004-BS2 OPR 5	07-Jan-18	06:12:22
76	180106M2_75	B8A0004-BS3 OPR 5	07-Jan-18	06:23:33
77	180106M2_76	B8A0004-BS4 OPR 5	07-Jan-18	06:34:44
78	180106M2_77	IPA	07-Jan-18	06:45:55
79	180106M2_78	ST180106M2-13 PFC CS3 17L2810	07-Jan-18	06:57:08
80	180106M2_79	IPA	07-Jan-18	07:08:20

LC Calibration Standards Review Checklist

Q4

Calibration ID:	ION Ratio	Concentration	C-Cals Name	Sign Date	Correct I-Cal	Manual Integrations	
ST180106M2-11 L M H	NA	<input type="checkbox"/>	<input type="checkbox"/>	<input type="checkbox"/>	<input type="checkbox"/>	<input type="checkbox"/>	NA
T -12 L M H	<input type="checkbox"/>	<input type="checkbox"/>	<input type="checkbox"/>	<input type="checkbox"/>	<input type="checkbox"/>	<input type="checkbox"/>	<input type="checkbox"/>
↓ -13 L M H	<input checked="" type="checkbox"/>	<input type="checkbox"/>	<input type="checkbox"/>	<input type="checkbox"/>	<input type="checkbox"/>	<input type="checkbox"/>	<input checked="" type="checkbox"/>
_____ L M H	<input type="checkbox"/>	<input type="checkbox"/>	<input type="checkbox"/>	<input type="checkbox"/>	<input type="checkbox"/>	<input type="checkbox"/>	<input type="checkbox"/>
_____ L M H	<input type="checkbox"/>	<input type="checkbox"/>	<input type="checkbox"/>	<input type="checkbox"/>	<input type="checkbox"/>	<input type="checkbox"/>	<input type="checkbox"/>
_____ L M H	<input type="checkbox"/>	<input type="checkbox"/>	<input type="checkbox"/>	<input type="checkbox"/>	<input type="checkbox"/>	<input type="checkbox"/>	<input type="checkbox"/>
_____ L M H	<input type="checkbox"/>	<input type="checkbox"/>	<input type="checkbox"/>	<input type="checkbox"/>	<input type="checkbox"/>	<input type="checkbox"/>	<input type="checkbox"/>
_____ L M H	<input type="checkbox"/>	<input type="checkbox"/>	<input type="checkbox"/>	<input type="checkbox"/>	<input type="checkbox"/>	<input type="checkbox"/>	<input type="checkbox"/>
_____ L M H	<input type="checkbox"/>	<input type="checkbox"/>	<input type="checkbox"/>	<input type="checkbox"/>	<input type="checkbox"/>	<input type="checkbox"/>	<input type="checkbox"/>
_____ L M H	<input type="checkbox"/>	<input type="checkbox"/>	<input type="checkbox"/>	<input type="checkbox"/>	<input type="checkbox"/>	<input type="checkbox"/>	<input type="checkbox"/>

Full Mass Cal. Date: 12/27/18

Run Log Present:

of Samples per Sequence Checked:

Reviewed By: AM 1/0/18
Initials/Date

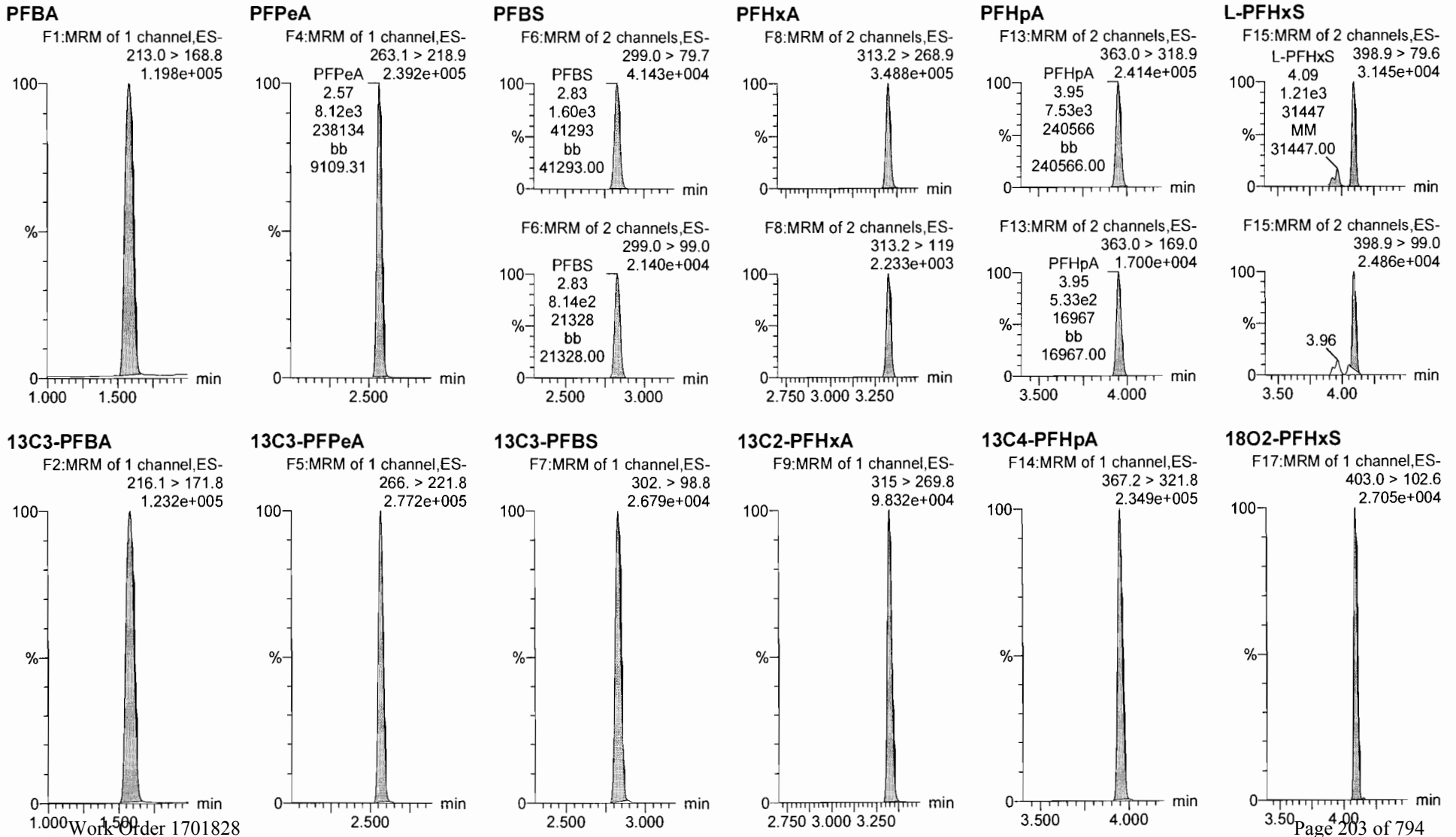
Comments:
CS3-13 only used for the L4.

Dataset: U:\Q4.PRO\results\180106M2\170106M2-37.qld

Last Altered: Sunday, January 07, 2018 11:49:32 Pacific Standard Time
Printed: Sunday, January 07, 2018 11:52:02 Pacific Standard Time

Method: U:\Q4.PRO\MethDB\PFAS_FULL_80C_010618.mdb 07 Jan 2018 10:38:07
Calibration: U:\Q4.PRO\CurveDB\C18_VAL-PFAS_Q4_01-06-18_FULL.cdb 07 Jan 2018 11:33:08

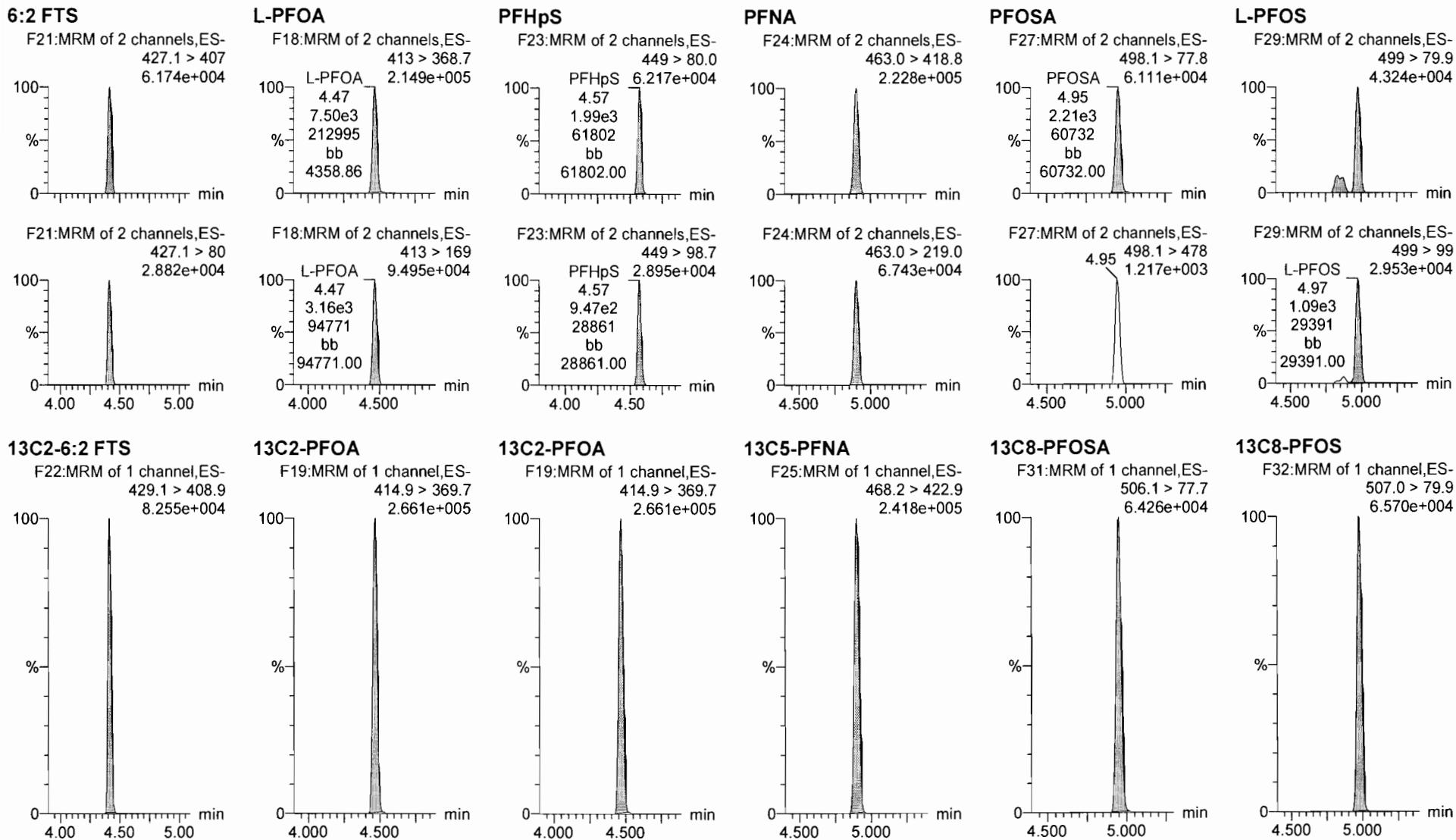
Name: 180106M2_37, Date: 06-Jan-2018, Time: 23:18:20, ID: ST180106M2-11 PFC CS3 17L2810, Description: PFC CS3 17L2810



Dataset: U:\Q4.PRO\results\180106M2\170106M2-37.qld

Last Altered: Sunday, January 07, 2018 11:49:32 Pacific Standard Time
Printed: Sunday, January 07, 2018 11:52:02 Pacific Standard Time

Name: 180106M2_37, Date: 06-Jan-2018, Time: 23:18:20, ID: ST180106M2-11 PFC CS3 17L2810, Description: PFC CS3 17L2810



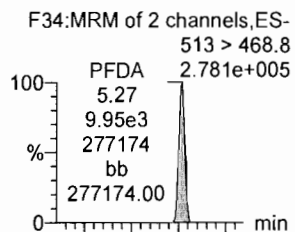
Dataset: U:\Q4.PRO\results\180106M2\170106M2-37.qld

Last Altered: Sunday, January 07, 2018 11:49:32 Pacific Standard Time

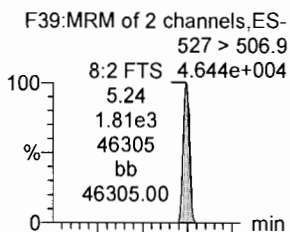
Printed: Sunday, January 07, 2018 11:52:02 Pacific Standard Time

Name: 180106M2_37, Date: 06-Jan-2018, Time: 23:18:20, ID: ST180106M2-11 PFC CS3 17L2810, Description: PFC CS3 17L2810

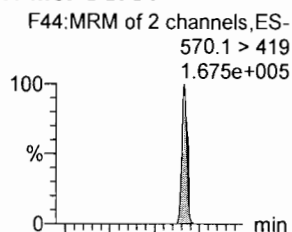
PFDA



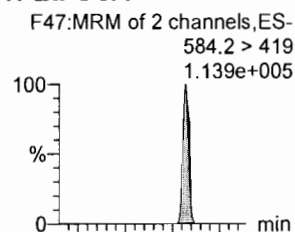
8:2 FTS



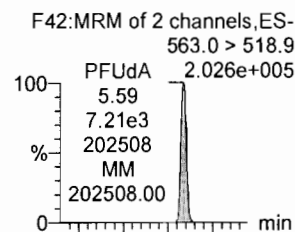
N-MeFOSAA



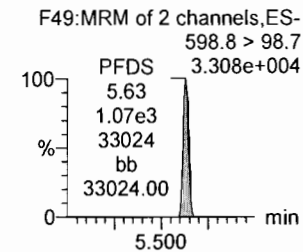
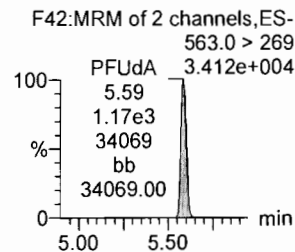
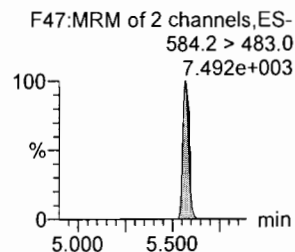
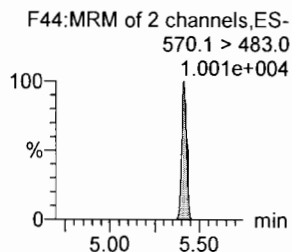
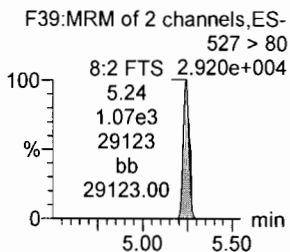
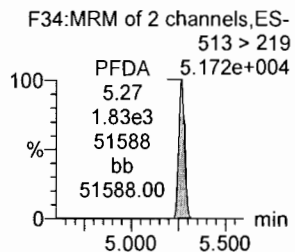
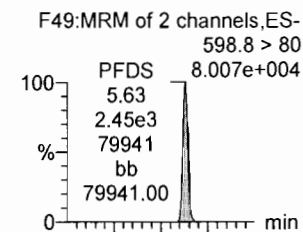
N-EtFOSAA



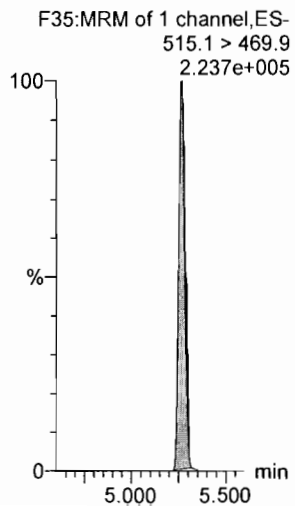
PFUdA



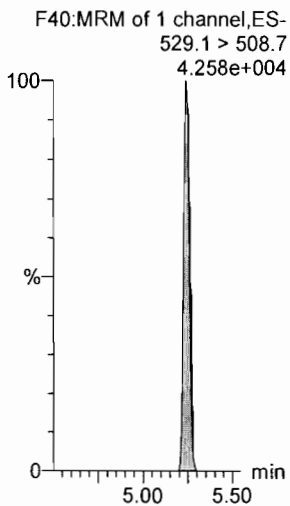
PFDS



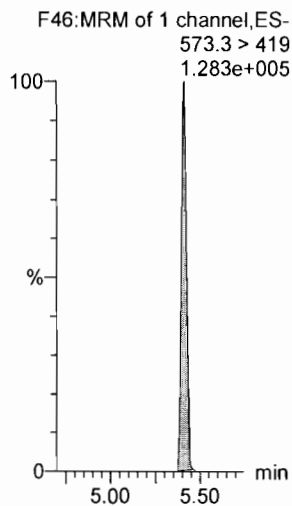
13C2-PFDA



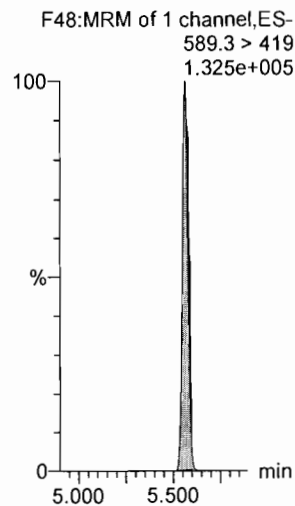
13C2-8:2 FTS



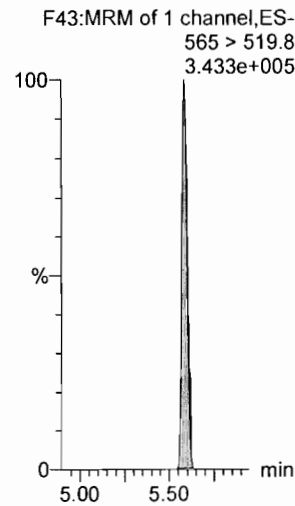
d3-N-MeFOSAA



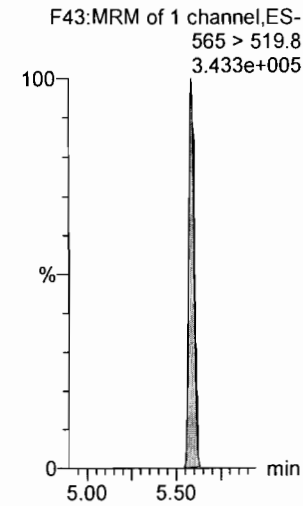
d5-N-EtFOSAA



13C2-PFUdA



13C2-PFUdA



Dataset: U:\Q4.PRO\results\180106M2\170106M2-37.qld


Last Altered: Sunday, January 07, 2018 11:49:32 Pacific Standard Time

Printed: Sunday, January 07, 2018 11:52:02 Pacific Standard Time

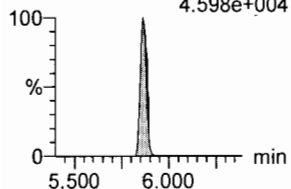
Name: 180106M2_37, Date: 06-Jan-2018, Time: 23:18:20, ID: ST180106M2-11 PFC CS3 17L2810, Description: PFC CS3 17L2810

PFD_oA

F50:MRM of 2 channels,ES-
612.9 > 569.0
2.893e+005

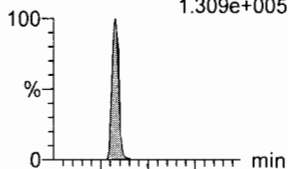


F50:MRM of 2 channels,ES-
612.9 > 318.8
4.598e+004

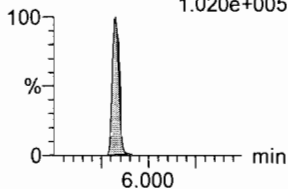


N-MeFOSA

F33:MRM of 2 channels,ES-
512.1 > 168.9
1.309e+005

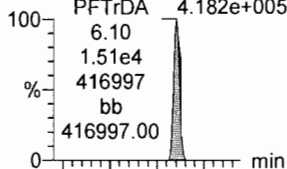


F33:MRM of 2 channels,ES-
512.1 > 219
1.020e+005

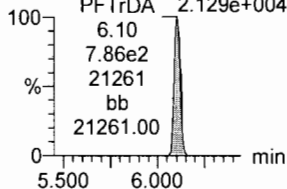


PFT_rDA

F56:MRM of 2 channels,ES-
662.9 > 618.9
4.182e+005

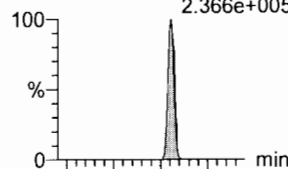


F56:MRM of 2 channels,ES-
662.9 > 319
2.129e+004

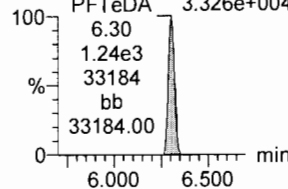


PFT_eDA

F57:MRM of 2 channels,ES-
712.9 > 668.8
2.366e+005

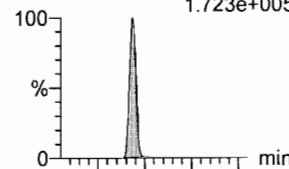


F57:MRM of 2 channels,ES-
712.9 > 369
3.326e+004

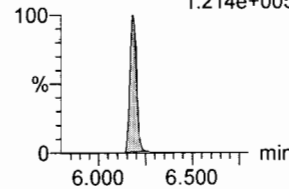


N-EtFOSA

F38:MRM of 2 channels,ES-
526.1 > 168.9
1.723e+005

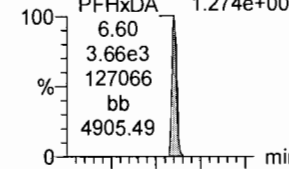


F38:MRM of 2 channels,ES-
526.1 > 219
1.214e+005

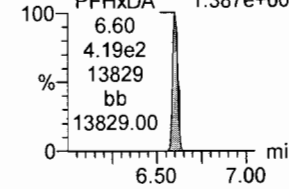


PFH_xDA

F59:MRM of 2 channels,ES-
813.1 > 768.6
1.274e+005

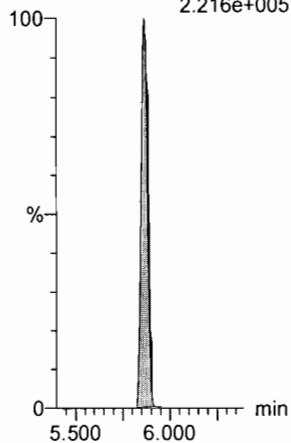


F59:MRM of 2 channels,ES-
813.1 > 219
1.387e+004



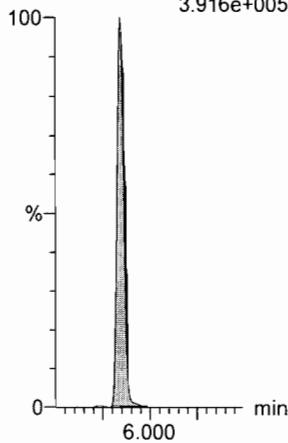
13C2-PFD_oA

F51:MRM of 1 channel,ES-
615.0 > 569.7
2.216e+005



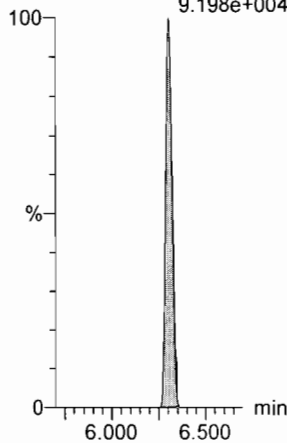
d3-N-MeFOSA

F36:MRM of 1 channel,ES-
515.2 > 168.9
3.916e+005



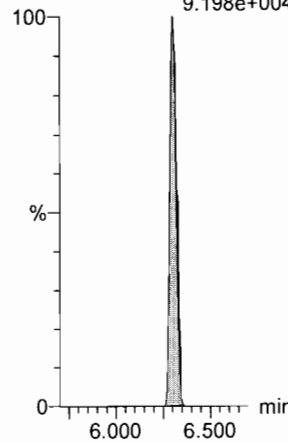
13C2-PFT_eDA

F58:MRM of 2 channels,ES-
714.8 > 669.6
9.198e+004



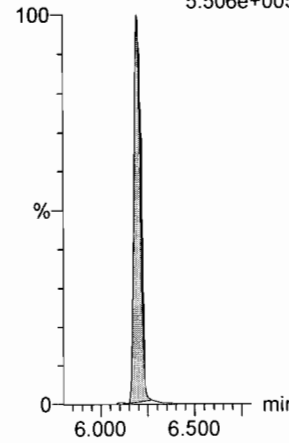
13C2-PFT_eDA

F58:MRM of 2 channels,ES-
714.8 > 669.6
9.198e+004



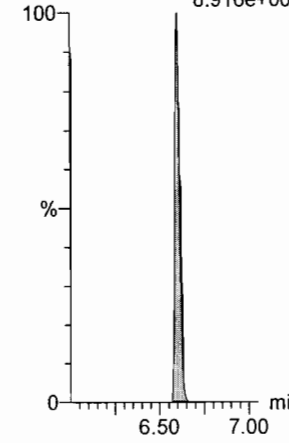
d5-N-ETFOSA

F41:MRM of 1 channel,ES-
531.1 > 168.9
5.506e+005



13C2-PFH_xDA

F60:MRM of 1 channel,ES-
815 > 769.7
8.916e+004

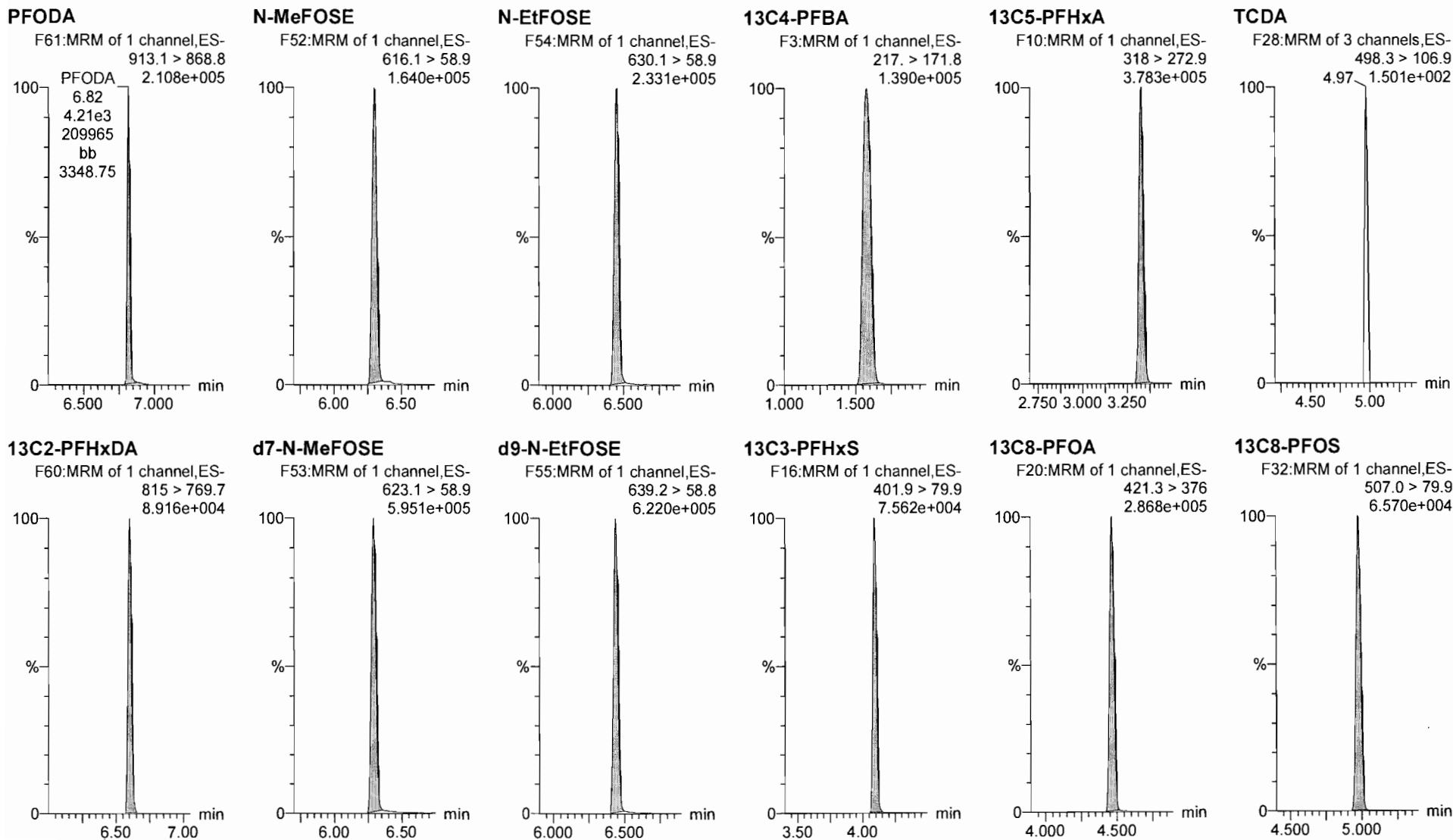


Dataset: U:\Q4.PRO\results\180106M2\170106M2-37.qld

Last Altered: Sunday, January 07, 2018 11:49:32 Pacific Standard Time

Printed: Sunday, January 07, 2018 11:52:02 Pacific Standard Time

Name: 180106M2_37, Date: 06-Jan-2018, Time: 23:18:20, ID: ST180106M2-11 PFC CS3 17L2810, Description: PFC CS3 17L2810



Dataset: U:\Q4.PRO\results\180106M2\170106M2-37.qld

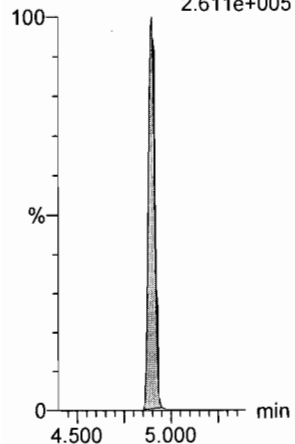
Last Altered: Sunday, January 07, 2018 11:49:32 Pacific Standard Time

Printed: Sunday, January 07, 2018 11:52:02 Pacific Standard Time

Name: 180106M2_37, Date: 06-Jan-2018, Time: 23:18:20, ID: ST180106M2-11 PFC CS3 17L2810, Description: PFC CS3 17L2810

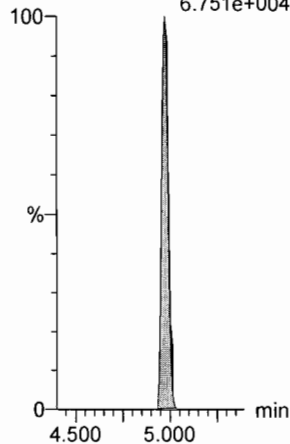
13C9-PFNA

F26:MRM of 1 channel,ES-
472.2 > 426.9
2.611e+005



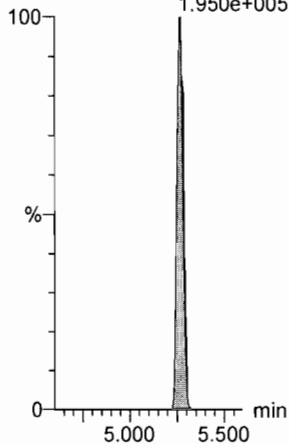
13C4-PFOS

F30:MRM of 1 channel,ES-
503 > 79.9
6.751e+004



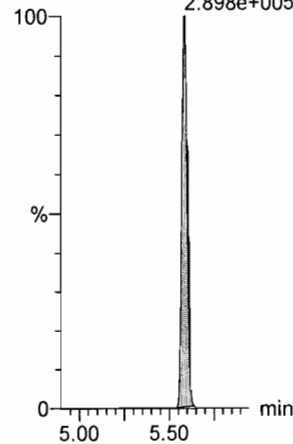
13C6-PFDA

F37:MRM of 1 channel,ES-
519.1 > 473.7
1.950e+005



13C7-PFUdA

F45:MRM of 1 channel,ES-
570.1 > 524.8
2.898e+005



Dataset: U:\Q4.PRO\results\180106M2\170106M2-50.qld

Last Altered: Sunday, January 07, 2018 11:57:22 Pacific Standard Time

Printed: Sunday, January 07, 2018 11:57:50 Pacific Standard Time

AC
17118

Method: U:\Q4.PRO\MethDB\PFAS_FULL_80C_010618.mdb 07 Jan 2018 10:38:07

Calibration: U:\Q4.PRO\CurveDB\C18_VAL-PFAS_Q4_01-06-18_FULL.cdb 07 Jan 2018 11:33:08

Name: 180106M2_50, Date: 07-Jan-2018, Time: 01:43:50, ID: ST180106M2-12 PFC CS3 17L2810, Description: PFC CS3 17L2810

#	Name	Trace	Area	IS Area	wt/vol	RRF	Pred.RT	RT	y Axis Resp.	Conc.	%Rec
1	1 PFBA	213.0 > 168.8	7.90e3	7.94e3	1.0000		1.62	1.57	12.4	10.554	105.5
2	2 PFPeA	263.1 > 218.9	8.39e3	9.72e3	1.0000		2.62	2.55	10.8	10.688	106.9
3	3 PFBS	299.0 > 79.7	1.79e3	1.25e3	1.0000		2.87	2.81	17.9	10.599	106.0
4	4 PFHxA	313.2 > 268.9	1.05e4	3.27e3	1.0000		3.38	3.31	16.1	10.068	100.7
5	5 PFHpA	363.0 > 318.9	9.23e3	8.03e3	1.0000		4.00	3.93	14.4	10.167	101.7
6	6 L-PFHxS	398.9 > 79.6	1.40e3	8.68e2	1.0000		4.14	4.07	20.2	9.164	91.6
7	8 6:2 FTS	427.1 > 407	2.48e3	2.85e3	1.0000		4.45	4.39	10.9	10.963	109.6
8	9 L-PFOA	413 > 368.7	9.08e3	1.14e4	1.0000		4.51	4.45	9.97	9.745	97.4
9	11 PFHpS	449 > 80.0	2.32e3	1.14e4	1.0000		4.63	4.55	2.55	9.782	97.8
10	12 PFNA	463.0 > 418.8	8.96e3	9.78e3	1.0000		4.90	4.88	11.5	8.646	86.5
11	13 PFOSA	498.1 > 77.8	2.18e3	2.71e3	1.0000		4.99	4.93	10.0	8.962	89.6
12	14 L-PFOS	499 > 79.9	2.29e3	2.68e3	1.0000		5.02	4.95	10.7	9.094	90.9
13	16 PFDA	513 > 468.8	1.04e4	9.17e3	1.0000		5.31	5.24	14.2	11.020	110.2
14	17 8:2 FTS	527 > 506.9	2.71e3	9.17e3	1.0000		5.26	5.22	3.69	11.382	113.8
15	18 N-MeFOSAA	570.1 > 419	5.11e3	4.62e3	1.0000		5.45	5.40	13.8	8.591	85.9
16	19 N-EiFOSAA	584.2 > 419	4.20e3	5.34e3	1.0000		5.61	5.55	9.83	9.284	92.8
17	20 PFUDa	563.0 > 518.9	9.07e3	1.05e4	1.0000		5.63	5.57	10.8	9.476	94.8
18	21 PFDS	598.8 > 80	2.34e3	1.05e4	1.0000		5.67	5.61	2.77	8.941	89.4
19	22 PFDoA	612.9 > 569.0	1.04e4	7.39e3	1.0000		5.91	5.85	17.6	8.321	83.2
20	23 N-MeFOSA	512.1 > 168.9	5.39e3	1.50e4	1.0000		5.84	5.81	54.0	59.862	119.7
21	24 PFTrDA	662.9 > 618.9	1.30e4	7.39e3	1.0000		6.14	6.08	22.1	9.577	95.8
22	25 PFTeDA	712.9 > 668.8	7.97e3	3.82e3	1.0000		6.34	6.29	26.1	9.990	99.9
23	26 N-EiFOSA	526.1 > 168.9	7.07e3	2.22e4	1.0000		6.25	6.18	47.9	50.930	101.9
24	27 PFHxDA	813.1 > 768.6	3.94e3	2.44e3	1.0000		6.63	6.59	8.06	9.369	93.7
25	28 PFODA	913.1 > 868.8	3.79e3	2.44e3	1.0000		6.85	6.80	7.76	9.606	96.1
26	29 N-MeFOSE	616.1 > 58.9	7.14e3	2.14e4	1.0000		6.30	6.30	50.1	49.045	98.1
27	30 N-EiFOSE	630.1 > 58.9	8.03e3	2.01e4	1.0000		6.48	6.45	59.9	54.784	109.6
28	31 13C3-PFBA	216.1 > 171.8	7.94e3	9.21e3	1.0000	0.887	1.62	1.56	10.8	12.140	97.1
29	32 13C3-PFPeA	266. > 221.8	9.72e3	1.12e4	1.0000	0.877	2.62	2.55	10.8	12.357	98.9
30	33 13C3-PFBS	302. > 98.8	1.25e3	1.12e4	1.0000	0.121	2.87	2.81	1.39	11.550	92.4
31	Work Order 1302701828	315 > 269.8	3.27e3	1.12e4	1.0000	0.673	3.38	3.31	3.64	5.407	108.9

70-130

50-150

Dataset: U:\Q4.PRO\results\180106M2\170106M2-50.qld

Last Altered: Sunday, January 07, 2018 11:57:22 Pacific Standard Time

Printed: Sunday, January 07, 2018 11:57:50 Pacific Standard Time

Name: 180106M2_50, Date: 07-Jan-2018, Time: 01:43:50, ID: ST180106M2-12 PFC CS3 17L2810, Description: PFC CS3 17L2810

#	Name	Trace	Area	IS Area	wt/vol	RRF	Pred.RT	RT	y Axis Resp.	Conc.	%Rec
32	35 13C4-PFHpA	367.2 > 321.8	8.03e3	1.12e4	1.0000	0.706	4.00	3.93	8.95	12.685	101.5
33	36 18O2-PFHxS	403.0 > 102.6	8.68e2	2.83e3	1.0000	0.359	4.14	4.07	3.84	10.689	85.5
34	37 13C2-6:2 FTS	429.1 > 408.9	2.85e3	1.11e4	1.0000	0.273	4.45	4.39	3.20	11.694	93.6
35	38 13C2-PFOA	414.9 > 369.7	1.14e4	1.11e4	1.0000	0.979	4.51	4.45	12.8	13.038	104.3
36	39 13C5-PFNA	468.2 > 422.9	9.78e3	1.10e4	1.0000	0.941	4.90	4.88	11.1	11.820	94.6
37	40 13C8-PFOSA	506.1 > 77.7	2.71e3	9.51e3	1.0000	0.260	4.99	4.93	3.56	13.709	109.7
38	41 13C8-PFOS	507.0 > 79.9	2.68e3	2.75e3	1.0000	1.005	5.02	4.96	12.2	12.126	97.0
39	42 13C2-PFDA	515.1 > 469.9	9.17e3	7.74e3	1.0000	1.335	5.31	5.25	14.8	11.086	88.7
40	43 13C2-8:2 FTS	529.1 > 508.7	1.39e3	1.12e4	1.0000	0.141	5.26	5.22	1.55	10.985	87.9
41	44 d3-N-MeFOSAA	573.3 > 419	4.62e3	9.51e3	1.0000	0.398	5.45	5.39	6.08	15.277	122.2
42	45 d5-N-EtFOSAA	589.3 > 419	5.34e3	9.51e3	1.0000	0.473	5.61	5.54	7.01	14.832	118.7
43	46 13C2-PFUdA	565 > 519.8	1.05e4	9.51e3	1.0000	1.035	5.63	5.57	13.8	13.372	107.0
44	47 13C2-PFDoA	615.0 > 569.7	7.39e3	9.51e3	1.0000	0.667	5.91	5.85	9.72	14.572	116.6
45	48 d3-N-MeFOSA	515.2 > 168.9	1.50e4	9.51e3	1.0000	0.130	5.84	5.84	19.7	151.385	100.9
46	49 13C2-PFTeDA	714.8 > 669.6	3.82e3	9.51e3	1.0000	0.321	6.34	6.29	5.03	15.665	125.3
47	50 d5-N-ETFOSA	531.1 > 168.9	2.22e4	9.51e3	1.0000	0.184	6.25	6.19	29.2	158.694	105.8
48	51 13C2-PFHxDA	815 > 769.7	2.44e3	9.51e3	1.0000	0.551	6.63	6.59	3.21	5.823	116.5
49	52 d7-N-MeFOSE	623.1 > 58.9	2.14e4	9.51e3	1.0000	0.162	6.30	6.29	28.1	172.800	115.2
50	53 d9-N-EtFOSE	639.2 > 58.8	2.01e4	9.51e3	1.0000	0.162	6.48	6.44	26.4	163.435	109.0
51	54 13C4-PFBA	217. > 171.8	9.21e3	9.21e3	1.0000	1.000	1.62	1.57	12.5	12.500	100.0
52	55 13C5-PFHxA	318 > 272.9	1.12e4	1.12e4	1.0000	1.000	3.38	3.31	12.5	12.500	100.0
53	56 13C3-PFHxS	401.9 > 79.9	2.83e3	2.83e3	1.0000	1.000	4.14	4.07	12.5	12.500	100.0
54	57 13C8-PFOA	421.3 > 376	1.11e4	1.11e4	1.0000	1.000	4.51	4.45	12.5	12.500	100.0
55	58 13C9-PFNA	472.2 > 426.9	1.10e4	1.10e4	1.0000	1.000	4.90	4.88	12.5	12.500	100.0
56	59 13C4-PFOS	503 > 79.9	2.75e3	2.75e3	1.0000	1.000	5.02	4.95	12.5	12.500	100.0
57	60 13C6-PFDA	519.1 > 473.7	7.74e3	7.74e3	1.0000	1.000	5.31	5.24	12.5	12.500	100.0
58	61 13C7-PFUdA	570.1 > 524.8	9.51e3	9.51e3	1.0000	1.000	5.63	5.57	12.5	12.500	100.0

50-50
↓

Dataset: Untitled

Last Altered: Sunday, January 07, 2018 12:13:51 Pacific Standard Time
Printed: Sunday, January 07, 2018 12:13:57 Pacific Standard Time

Method: U:\Q4.PRO\MethDB\PFAS_FULL_80C_010618.mdb 07 Jan 2018 10:38:07
Calibration: U:\Q4.PRO\CurveDB\C18_VAL-PFAS_Q4_01-06-18_FULL.cdb 07 Jan 2018 11:33:08

Compound name: PFBA

	Name	ID	Acq.Date	Acq.Time
1		NEW CURVE		
2	180106M2_1	IPA	06-Jan-18	16:35:16
3	180106M2_2	IPA	06-Jan-18	16:46:32
4	180106M2_3	IPA	06-Jan-18	16:57:42
5	180106M2_4	IPA	06-Jan-18	17:08:53
6	180106M2_5	IPA	06-Jan-18	17:20:03
7	180106M2_6	IPA	06-Jan-18	17:31:14
8	180106M2_7	window tester	06-Jan-18	17:42:28
9	180106M2_8	window tester	06-Jan-18	17:54:04
10	180106M2_9	window tester	06-Jan-18	18:05:15
11	180106M2_10	ST180106M2-1 PFC CS-2 17L2805	06-Jan-18	18:16:26
12	180106M2_11	ST180106M2-2 PFC CS-1 17L2806	06-Jan-18	18:27:34
13	180106M2_12	ST180106M2-3 PFC CS0 17L2807	06-Jan-18	18:38:45
14	180106M2_13	ST180106M2-4 PFC CS1 17L2808	06-Jan-18	18:49:55
15	180106M2_14	ST180106M2-5 PFC CS2 17L2809	06-Jan-18	19:01:07
16	180106M2_15	ST180106M2-6 PFC CS3 17L2810	06-Jan-18	19:12:17
17	180106M2_16	ST180106M2-7 PFC CS4 17L2811	06-Jan-18	19:23:27
18	180106M2_17	ST180106M2-8 PFC CS5 17L2812	06-Jan-18	19:34:38
19	180106M2_18	ST180106M2-9 PFC CS6 17L2816	06-Jan-18	19:45:49
20	180106M2_19	ST180106M2-10 PFC CS7 17L2817	06-Jan-18	19:57:00
21	180106M2_20	IPA	06-Jan-18	20:08:11
22	180106M2_21	ICV180106M2-1 PFC ICV 17L2804	06-Jan-18	20:19:21
23	180106M2_22	B7L0209-BS1 OPR 0.25	06-Jan-18	20:30:32
24	180106M2_23	B7L0209-BSD1 LCSD 0.25	06-Jan-18	20:41:42
25	180106M2_24	IPA	06-Jan-18	20:52:53
26	180106M2_25	B7L0209-BLK1 Method Blank 0.25	06-Jan-18	21:04:04
27	180106M2_26	1701825-01RE1 GW2327171127RAP 0.25857	06-Jan-18	21:15:14
28	180106M2_27	1701825-02RE1 GW3337171127RAP 0.25864	06-Jan-18	21:26:30
29	180106M2_28	1701825-03RE1 GW4549171127RAP 0.25917	06-Jan-18	21:37:44
30	180106M2_29	1701825-04RE1 GW0509171128RAP 0.25247	06-Jan-18	21:48:55
31	180106M2_30	1701825-05RE1 GW1519171128RAP 0.2606	06-Jan-18	22:00:05
32	180106M2_31	1701825-06RE1 GW2529171128RAP 0.26127	06-Jan-18	22:11:16

Dataset: Untitled

Last Altered: Sunday, January 07, 2018 12:13:51 Pacific Standard Time
 Printed: Sunday, January 07, 2018 12:13:57 Pacific Standard Time

Compound name: PFBA

	Name	ID	Acq.Date	Acq.Time
33	180106M2_32	1701825-07RE1 FD-GW2529171128RAP 0.2...	06-Jan-18	22:22:27
34	180106M2_33	1701825-08RE1 GW3236171128RAP 0.25529	06-Jan-18	22:33:38
35	180106M2_34	1701825-09RE1 GW4549171128RAP 0.25678	06-Jan-18	22:44:49
36	180106M2_35	1701825-10RE1 GW0509171129RAP 0.26542	06-Jan-18	22:55:59
37	180106M2_36	IPA	06-Jan-18	23:07:10
38	180106M2_37	ST180106M2-11 PFC CS3 17L2810	06-Jan-18	23:18:20
39	180106M2_38	IPA	06-Jan-18	23:29:34
40	180106M2_39	1701825-11RE1 GW1519171129RAP 0.26298	06-Jan-18	23:40:44
41	180106M2_40	1701825-12RE1 GW2529171129RAP 0.26227	06-Jan-18	23:51:55
42	180106M2_41	1701825-13RE1 GW4145171130RAP 0.25919	07-Jan-18	00:03:05
43	180106M2_42	1701825-14RE1 GW5155171130RAP 0.25159	07-Jan-18	00:14:16
44	180106M2_43	1701828-01RE1 IR03-MW042-C1-17D 0.25079	07-Jan-18	00:25:32
45	180106M2_44	1701828-02RE1 IR03-MW049-C1-17D 0.25035	07-Jan-18	00:36:45
46	180106M2_45	1701828-03RE1 IR03-MW103-C1-17D 0.25474	07-Jan-18	00:47:56
47	180106M2_46	1701828-04RE1 IR03-MW104-C2-17D 0.2544	07-Jan-18	00:59:07
48	180106M2_47	1701828-05RE1 IR03-MW116-Y-17D 0.24862	07-Jan-18	01:10:17
49	180106M2_48	1701828-06RE1 IR03-MW116P-Y-17D 0.25902	07-Jan-18	01:21:28
50	180106M2_49	IPA	07-Jan-18	01:32:39
51	180106M2_50	ST180106M2-12 PFC CS3 17L2810	07-Jan-18	01:43:50
52	180106M2_51	IPA	07-Jan-18	01:55:00
53	180106M2_52	B7L0194-BS1 OPR 0.125	07-Jan-18	02:06:11
54	180106M2_53	B7L0194-BSD1 LCSD 0.125	07-Jan-18	02:17:22
55	180106M2_54	B7L0194-BLK1 Method Blank 0.125	07-Jan-18	02:28:32
56	180106M2_55	1701958-01 REEPDW049FRB 0.11736	07-Jan-18	02:39:43
57	180106M2_56	1701958-02 REEPDW050FRB 0.11388	07-Jan-18	02:50:54
58	180106M2_57	1701958-03 REEPDW051FRB 0.112	07-Jan-18	03:02:04
59	180106M2_58	1701958-04 REEPDW052FRB 0.11813	07-Jan-18	03:13:15
60	180106M2_59	1701958-05 REEPDW053FRB 0.11022	07-Jan-18	03:24:26
61	180106M2_60	1701958-06 REEPDW054FRB 0.11696	07-Jan-18	03:35:36
62	180106M2_61	1701958-07 REEPDW045FRB 0.11438	07-Jan-18	03:46:47
63	180106M2_62	1701976-01 REEPDW055 0.11983	07-Jan-18	03:57:58
64	180106M2_63	1701976-02 REEPDW056 0.11315	07-Jan-18	04:09:10
65	180106M2_64	1701976-03 REEPDW057 0.11734	07-Jan-18	04:20:25
66	180106M2_65	1701976-04 REEPDW058 0.12124	07-Jan-18	04:31:43
67	180106M2_66	1701976-05 REEPDW059 0.1206	07-Jan-18	04:42:57
68	180106M2_67	1701977-01 REEPDW055FRB 0.11898	07-Jan-18	04:54:08

Dataset: Untitled

Last Altered: Sunday, January 07, 2018 12:13:51 Pacific Standard Time

Printed: Sunday, January 07, 2018 12:13:57 Pacific Standard Time

Compound name: PFBA

	Name	ID	Acq.Date	Acq.Time
69	180106M2_68	1701977-02 REEPDW056FRB 0.11654	07-Jan-18	05:05:18
70	180106M2_69	1701977-03 REEPDW057FRB 0.11643	07-Jan-18	05:16:29
71	180106M2_70	1701977-04 REEPDW058FRB 0.1123	07-Jan-18	05:27:40
72	180106M2_71	1701977-05 REEPDW059FRB 0.11725	07-Jan-18	05:38:50
73	180106M2_72	B8A0004-BLK1 Method Blank 5	07-Jan-18	05:50:01
74	180106M2_73	B8A0004-BS1 OPR 5	07-Jan-18	06:01:12
75	180106M2_74	B8A0004-BS2 OPR 5	07-Jan-18	06:12:22
76	180106M2_75	B8A0004-BS3 OPR 5	07-Jan-18	06:23:33
77	180106M2_76	B8A0004-BS4 OPR 5	07-Jan-18	06:34:44
78	180106M2_77	IPA	07-Jan-18	06:45:55
79	180106M2_78	ST180106M2-13 PFC CS3 17L2810	07-Jan-18	06:57:08
80	180106M2_79	IPA	07-Jan-18	07:08:20

Dataset: U:\Q4.PRO\results\180106M2\170106M2-50.qld

Last Altered: Sunday, January 07, 2018 11:57:22 Pacific Standard Time

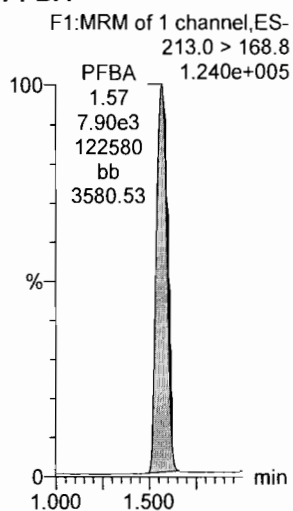
Printed: Sunday, January 07, 2018 11:57:50 Pacific Standard Time

Method: U:\Q4.PRO\MethDB\PFAS_FULL_80C_010618.mdb 07 Jan 2018 10:38:07


Calibration: U:\Q4.PRO\CurveDB\C18_VAL-PFAS_Q4_01-06-18_FULL.cdb 07 Jan 2018 11:33:08

Name: 180106M2_50, Date: 07-Jan-2018, Time: 01:43:50, ID: ST180106M2-12 PFC CS3 17L2810, Description: PFC CS3 17L2810

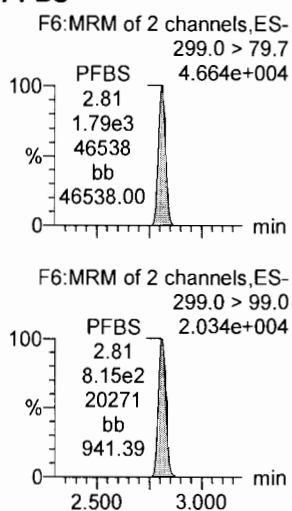
PFBA



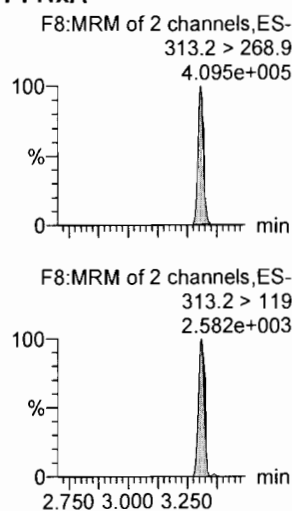
PFPeA



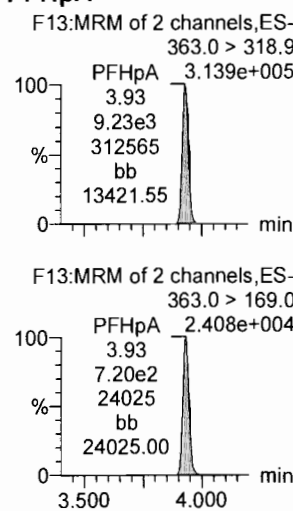
PFBS



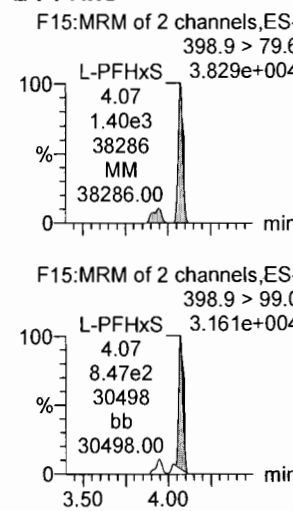
PFHxA



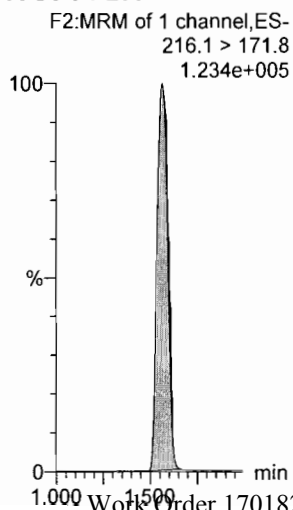
PFHpA



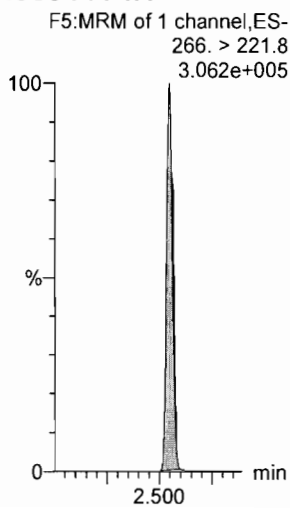
L-PFHxS



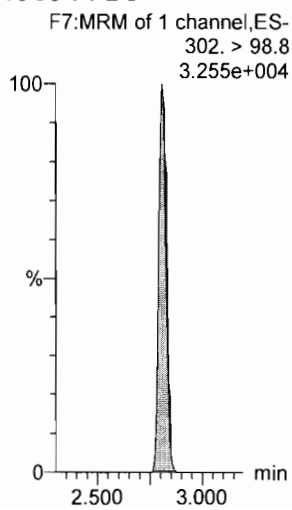
13C3-PFBA



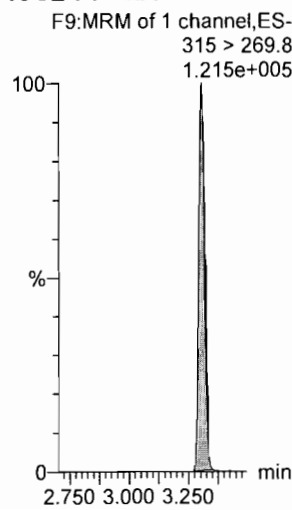
13C3-PFPeA



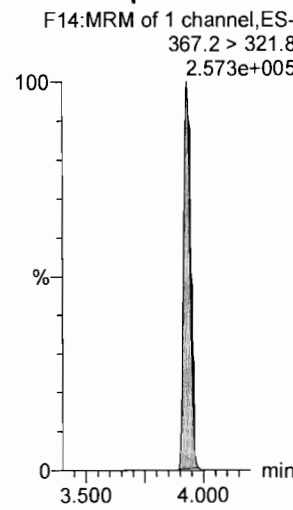
13C3-PFBS



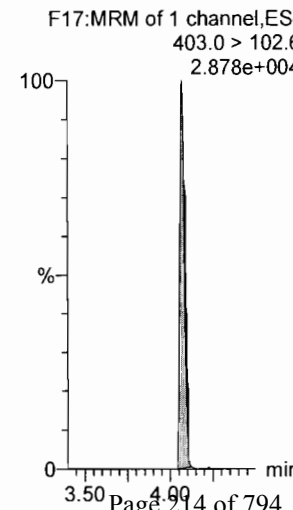
13C2-PFHxA



13C4-PFHpA



18O2-PFHxS



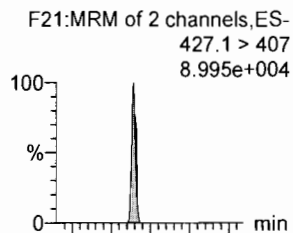
Dataset: U:\Q4.PRO\results\180106M2\170106M2-50.qld

Last Altered: Sunday, January 07, 2018 11:57:22 Pacific Standard Time

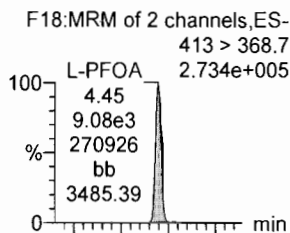
Printed: Sunday, January 07, 2018 11:57:50 Pacific Standard Time

Name: 180106M2_50, Date: 07-Jan-2018, Time: 01:43:50, ID: ST180106M2-12 PFC CS3 17L2810, Description: PFC CS3 17L2810

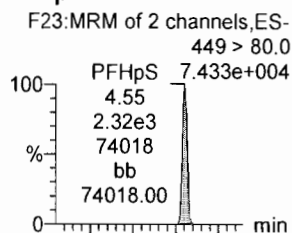
6:2 FTS



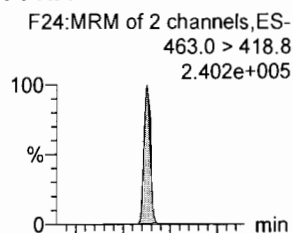
L-PFOA



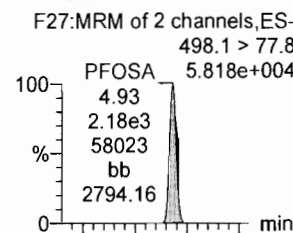
PFHpS



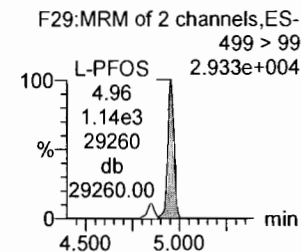
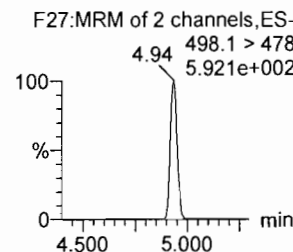
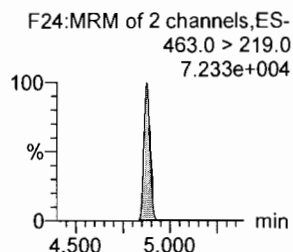
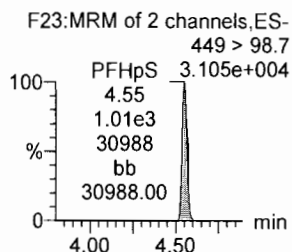
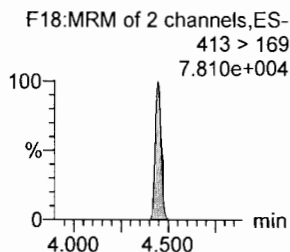
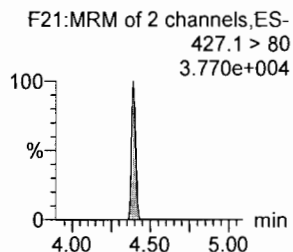
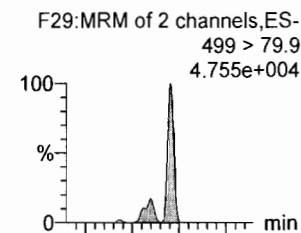
PFNA



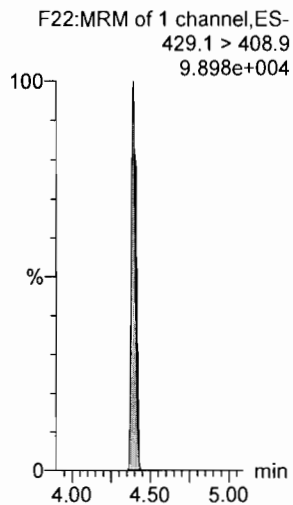
PFOSA



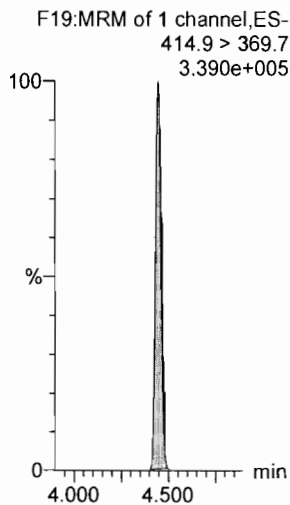
L-PFOS



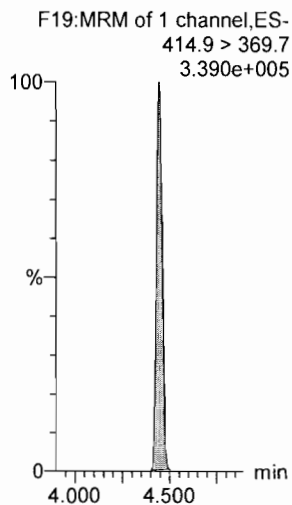
13C2-6:2 FTS



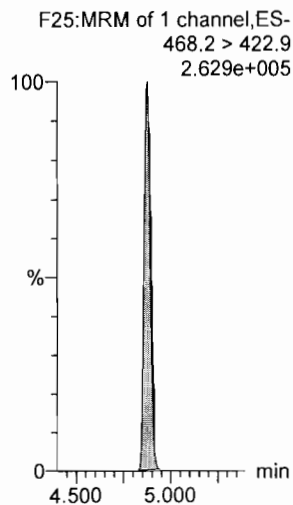
13C2-PFOA



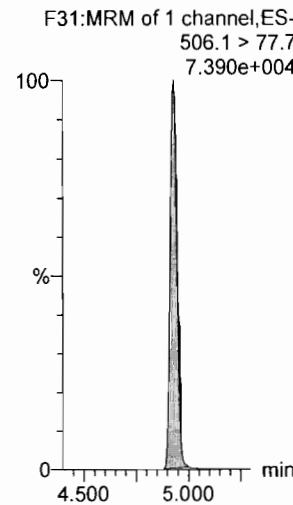
13C2-PFOA



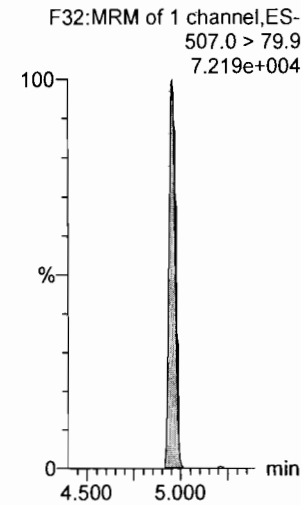
13C5-PFNA



13C8-PFOSA



13C8-PFOS



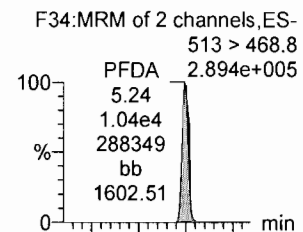
Dataset: U:\Q4.PRO\results\180106M2\170106M2-50.qld

Last Altered: Sunday, January 07, 2018 11:57:22 Pacific Standard Time

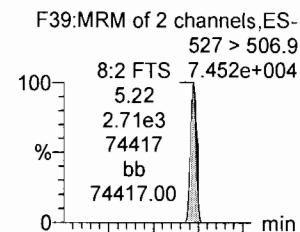
Printed: Sunday, January 07, 2018 11:57:50 Pacific Standard Time

Name: 180106M2_50, Date: 07-Jan-2018, Time: 01:43:50, ID: ST180106M2-12 PFC CS3 17L2810, Description: PFC CS3 17L2810

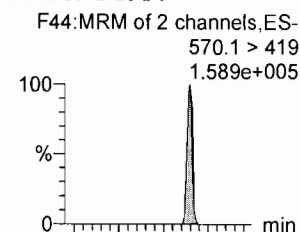
PFDA



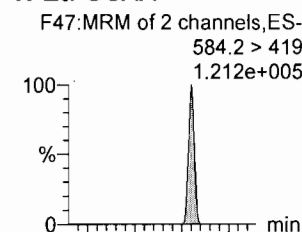
8:2 FTS



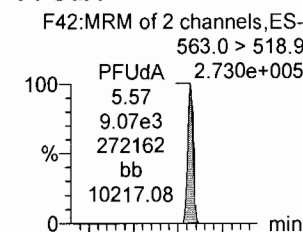
N-MeFOSAA



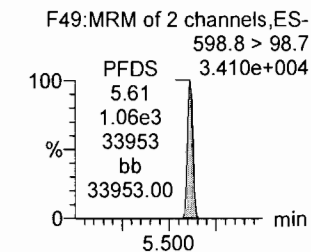
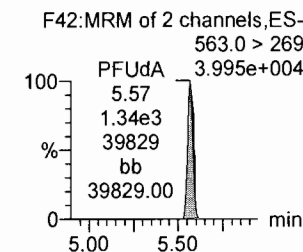
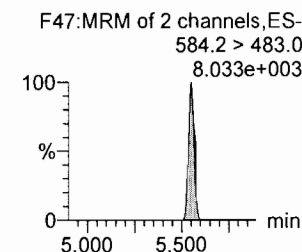
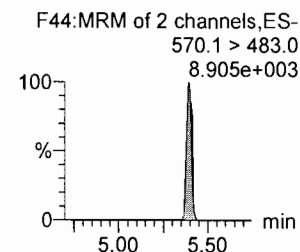
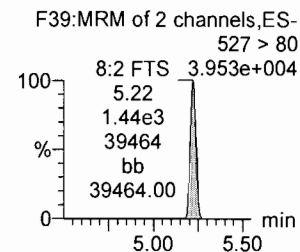
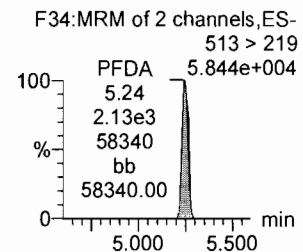
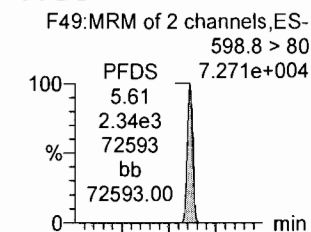
N-EtFOSAA



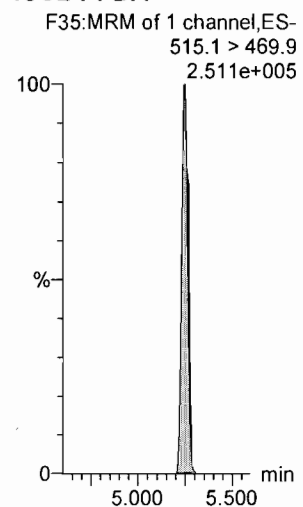
PFUdA



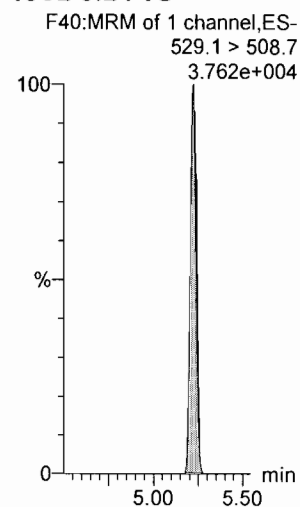
PFDS



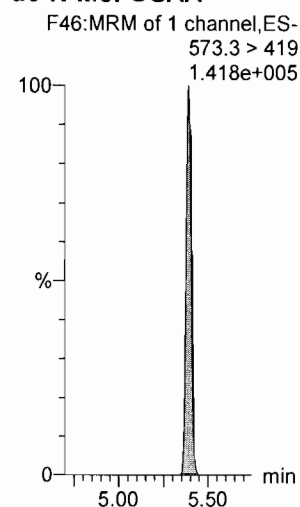
13C2-PFDA



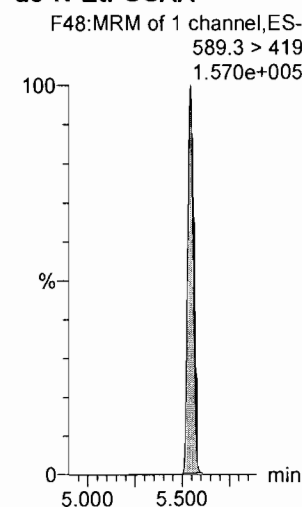
13C2-8:2 FTS



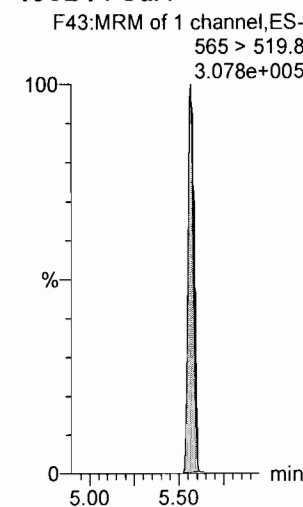
d3-N-MeFOSAA



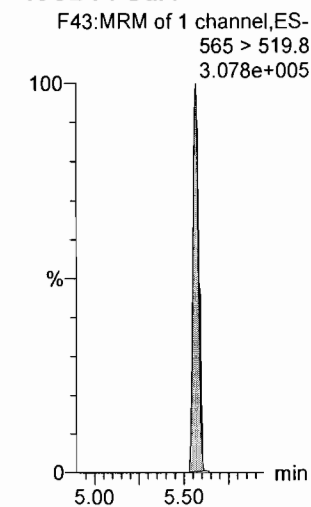
d5-N-EtFOSAA



13C2-PFUdA



13C2-PFUDa

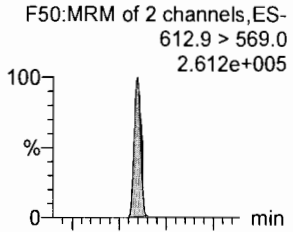


Dataset: U:\Q4.PRO\results\180106M2\170106M2-50.qld

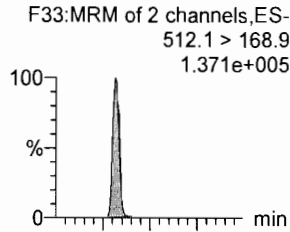
Last Altered: Sunday, January 07, 2018 11:57:22 Pacific Standard Time
Printed: Sunday, January 07, 2018 11:57:50 Pacific Standard Time

Name: 180106M2_50, Date: 07-Jan-2018, Time: 01:43:50, ID: ST180106M2-12 PFC CS3 17L2810, Description: PFC CS3 17L2810

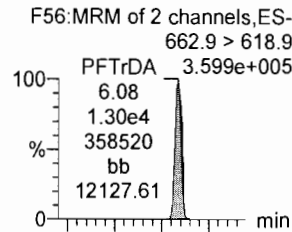
PFD_oA



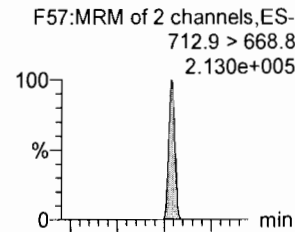
N-MeFOSA



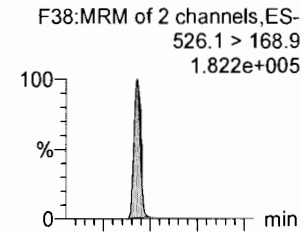
PFT_rDA



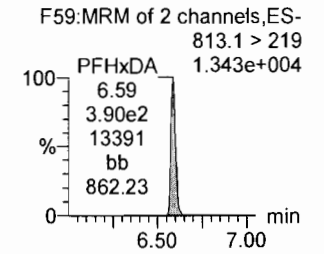
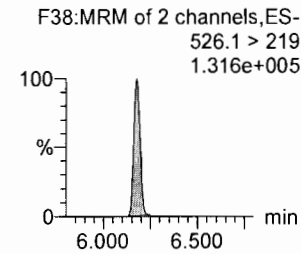
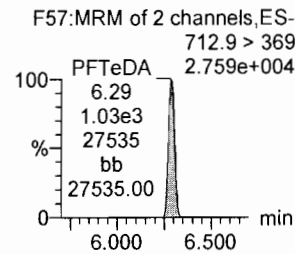
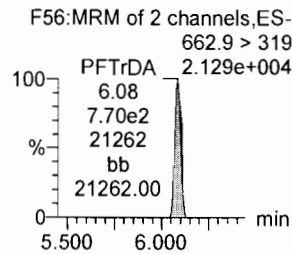
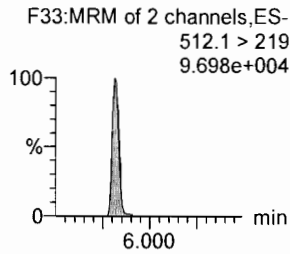
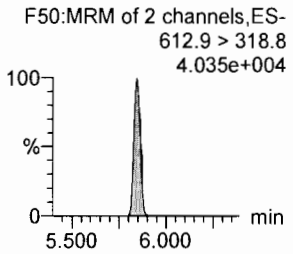
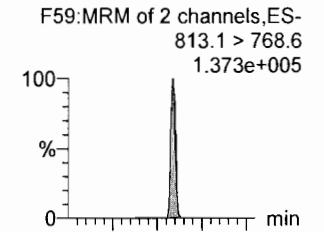
PFT_eDA



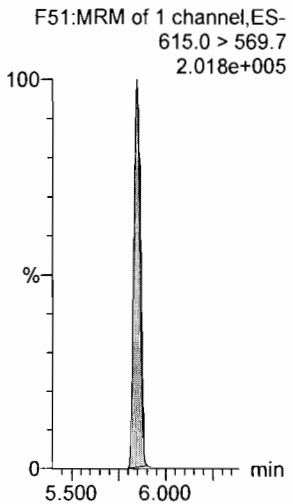
N-EtFOSA



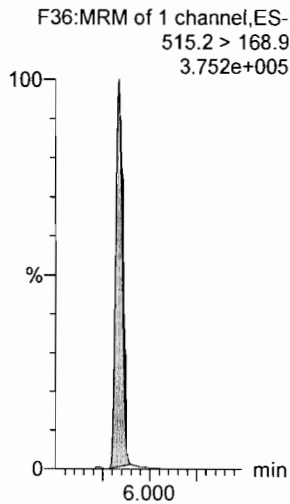
PFH_xDA



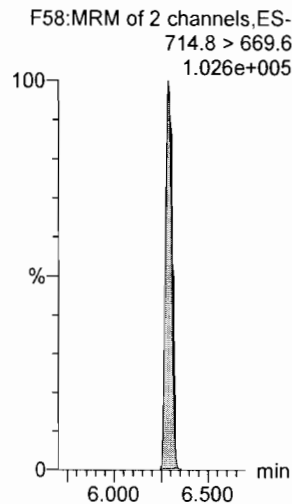
13C2-PFD_oA



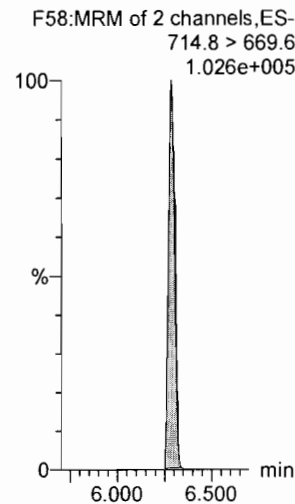
d3-N-MeFOSA



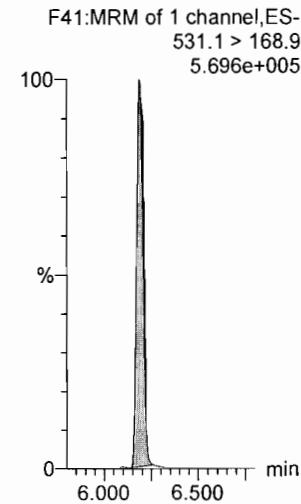
13C2-PFT_eDA



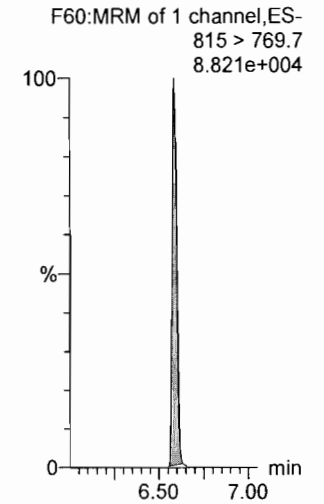
13C2-PFT_eDA



d5-N-ETFOSA



13C2-PFH_xDA

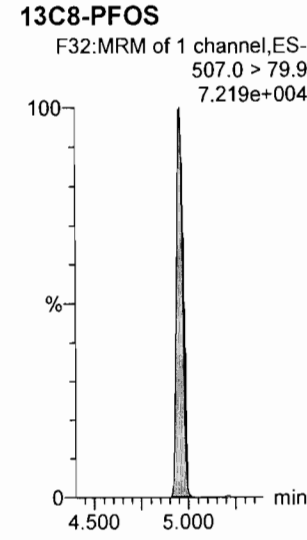
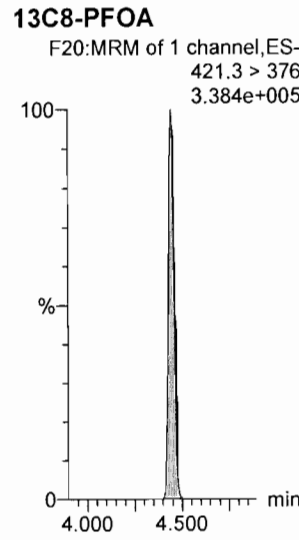
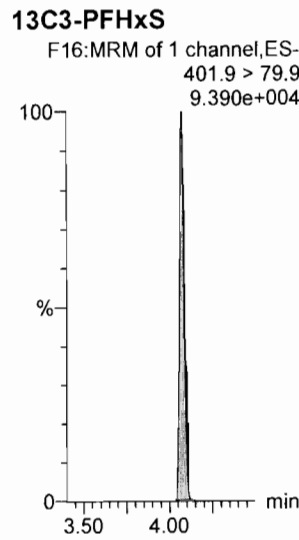
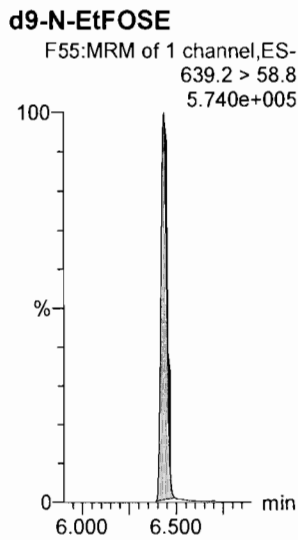
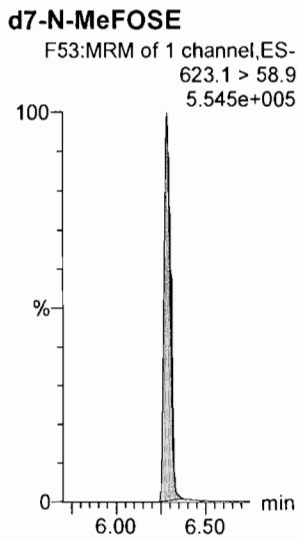
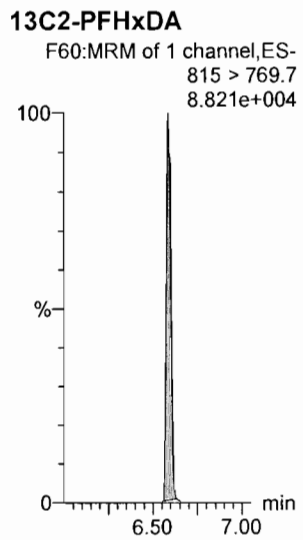
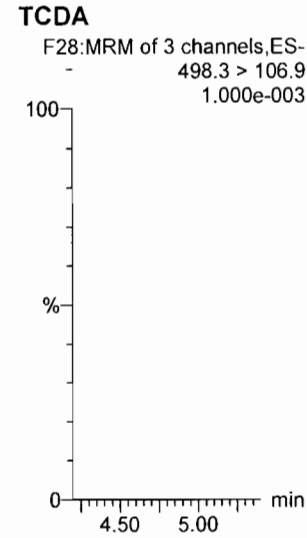
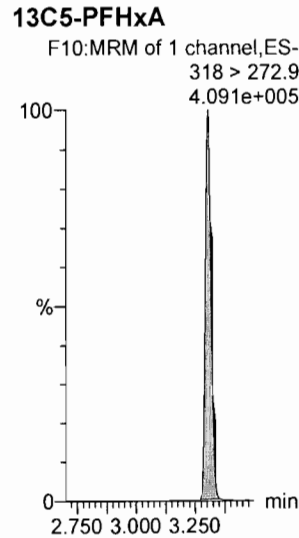
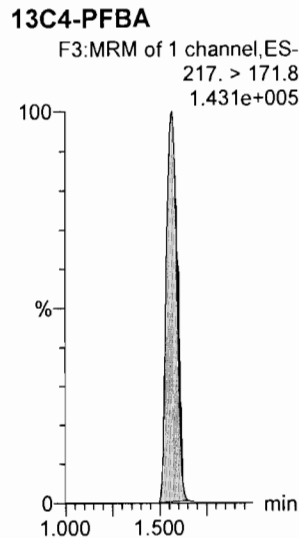
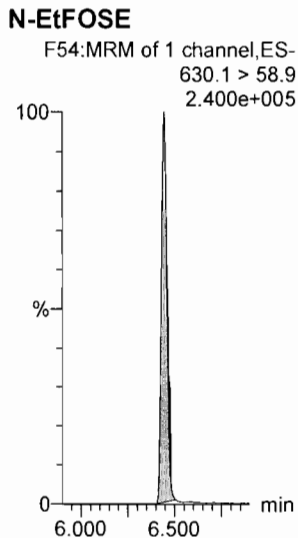
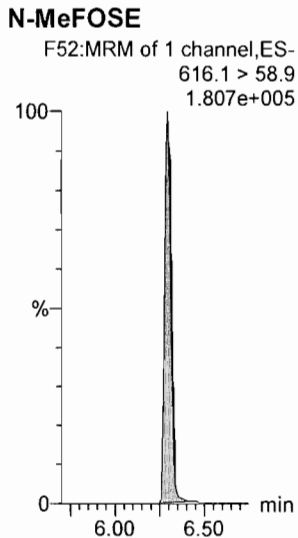
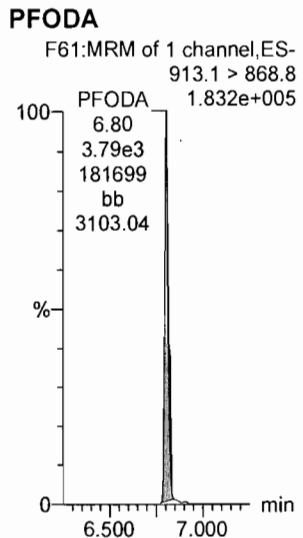


Dataset: U:\Q4.PRO\results\180106M2\170106M2-50.qld

Last Altered: Sunday, January 07, 2018 11:57:22 Pacific Standard Time

Printed: Sunday, January 07, 2018 11:57:50 Pacific Standard Time

Name: 180106M2_50, Date: 07-Jan-2018, Time: 01:43:50, ID: ST180106M2-12 PFC CS3 17L2810, Description: PFC CS3 17L2810



Dataset: U:\Q4.PRO\results\180106M2\170106M2-50.qld

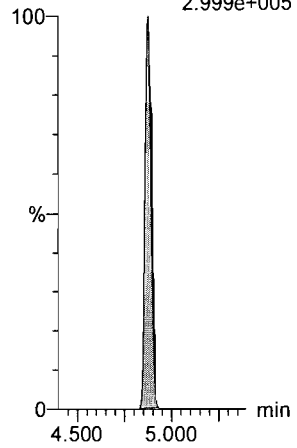
Last Altered: Sunday, January 07, 2018 11:57:22 Pacific Standard Time

Printed: Sunday, January 07, 2018 11:57:50 Pacific Standard Time

Name: 180106M2_50, Date: 07-Jan-2018, Time: 01:43:50, ID: ST180106M2-12 PFC CS3 17L2810, Description: PFC CS3 17L2810

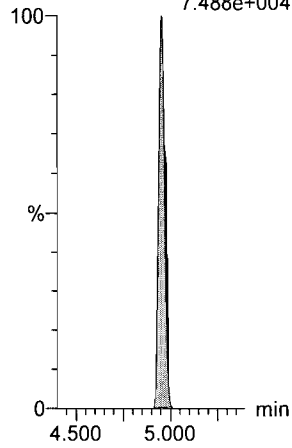
13C9-PFNA

F26:MRM of 1 channel,ES-
472.2 > 426.9
2.999e+005



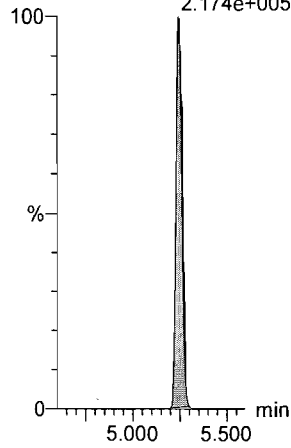
13C4-PFOS

F30:MRM of 1 channel,ES-
503 > 79.9
7.488e+004



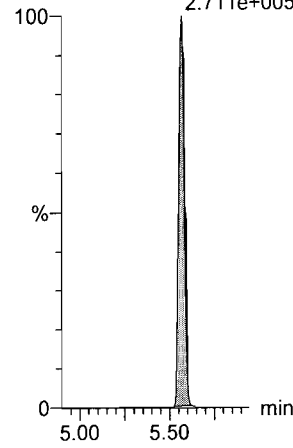
13C6-PFDA

F37:MRM of 1 channel,ES-
519.1 > 473.7
2.174e+005



13C7-PFUdA

F45:MRM of 1 channel,ES-
570.1 > 524.8
2.711e+005



Dataset: U:\Q4.PRO\results\180108M2\180108M2-IIS AREAS.qld

Last Altered: Tuesday, January 09, 2018 13:30:10 Pacific Standard Time

Printed: Tuesday, January 09, 2018 13:32:44 Pacific Standard Time

Method: U:\Q4.PRO\MethDB\PFAS_RS-12-29-17.mdb 30 Dec 2017 10:03:31

Calibration: 09 Jan 2018 13:30:10

Name: 180108M2_6, Date: 09-Jan-2018, Time: 01:32:37, ID: ST180108M2-6 PFC CS3 18A0811,
Description: ST180108M2-6 PFC CS3 18A0811

	# Name	ID	Area	%Rec	Area Out
1	1 13C4-PFBA	ST180108M2-6 PFC CS3 18A0811	5.57e3	100.0	NO
2	2 13C5-PFHxA	ST180108M2-6 PFC CS3 18A0811	6.92e3	100.0	NO
3	3 13C3-PFHxS	ST180108M2-6 PFC CS3 18A0811	1.93e3	100.0	NO
4	4 13C8-PFOA	ST180108M2-6 PFC CS3 18A0811	6.58e3	100.0	NO
5	5 13C9-PFNA	ST180108M2-6 PFC CS3 18A0811	6.74e3	100.0	NO
6	6 13C4-PFOS	ST180108M2-6 PFC CS3 18A0811	1.71e3	100.0	NO
7	7 13C6-PFDA	ST180108M2-6 PFC CS3 18A0811	4.64e3	100.0	NO
8	8 13C7-PFUDa	ST180108M2-6 PFC CS3 18A0811	7.67e3	100.0	NO

Name: 180108M2_7, Date: 09-Jan-2018, Time: 01:43:47, ID: ST180108M2-7 PFC CS4 18A0812,
Description: ST180108M2-7 PFC CS4 18A0812

	# Name	ID	Area	%Rec	Area Out
1	1 13C4-PFBA	ST180108M2-7 PFC CS4 18A0812	5.67e3	101.7	NO
2	2 13C5-PFHxA	ST180108M2-7 PFC CS4 18A0812	7.04e3	101.7	NO
3	3 13C3-PFHxS	ST180108M2-7 PFC CS4 18A0812	1.66e3	86.2	NO
4	4 13C8-PFOA	ST180108M2-7 PFC CS4 18A0812	7.26e3	110.4	NO
5	5 13C9-PFNA	ST180108M2-7 PFC CS4 18A0812	7.07e3	104.9	NO
6	6 13C4-PFOS	ST180108M2-7 PFC CS4 18A0812	1.85e3	108.3	NO
7	7 13C6-PFDA	ST180108M2-7 PFC CS4 18A0812	5.23e3	112.8	NO
8	8 13C7-PFUDa	ST180108M2-7 PFC CS4 18A0812	7.48e3	97.6	NO

Name: 180108M2_8, Date: 09-Jan-2018, Time: 01:54:58, ID: ST180108M2-8 PFC CS5 18A0813,
Description: ST180108M2-8 PFC CS5 18A0813

	# Name	ID	Area	%Rec	Area Out
1	1 13C4-PFBA	ST180108M2-8 PFC CS5 18A0813	5.69e3	102.2	NO
2	2 13C5-PFHxA	ST180108M2-8 PFC CS5 18A0813	6.50e3	93.9	NO
3	3 13C3-PFHxS	ST180108M2-8 PFC CS5 18A0813	1.76e3	91.0	NO
4	4 13C8-PFOA	ST180108M2-8 PFC CS5 18A0813	6.66e3	101.4	NO
5	5 13C9-PFNA	ST180108M2-8 PFC CS5 18A0813	7.04e3	104.5	NO
6	6 13C4-PFOS	ST180108M2-8 PFC CS5 18A0813	1.70e3	99.8	NO
7	7 13C6-PFDA	ST180108M2-8 PFC CS5 18A0813	4.88e3	105.3	NO
8	8 13C7-PFUDa	ST180108M2-8 PFC CS5 18A0813	7.77e3	101.3	NO

Name: 180108M2_9, Date: 09-Jan-2018, Time: 02:06:09, ID: ST180108M2-9 PFC CS6 18A0814,
Description: ST180108M2-9 PFC CS6 18A0814

	# Name	ID	Area	%Rec	Area Out
1	1 13C4-PFBA	ST180108M2-9 PFC CS6 18A0814	5.82e3	104.5	NO
2	2 13C5-PFHxA	ST180108M2-9 PFC CS6 18A0814	7.24e3	104.7	NO
3	3 13C3-PFHxS	ST180108M2-9 PFC CS6 18A0814	1.88e3	97.3	NO
4	4 13C8-PFOA	ST180108M2-9 PFC CS6 18A0814	7.09e3	107.9	NO
5	5 13C9-PFNA	ST180108M2-9 PFC CS6 18A0814	7.17e3	106.4	NO

Dataset: U:\Q4.PRO\results\180108M2\180108M2-IIS AREAS.qld

Last Altered: Tuesday, January 09, 2018 13:30:10 Pacific Standard Time

Printed: Tuesday, January 09, 2018 13:32:44 Pacific Standard Time

Name: 180108M2_9, Date: 09-Jan-2018, Time: 02:06:09, ID: ST180108M2-9 PFC CS6 18A0814, Description: ST180108M2-9 PFC CS6 18A0814

	# Name	ID	Area	%Rec	Area Out
6	6 13C4-PFOS	ST180108M2-9 PFC CS6 18A0814	1.88e3	110.1	NO
7	7 13C6-PFDA	ST180108M2-9 PFC CS6 18A0814	5.55e3	119.6	NO
8	8 13C7-PFUDa	ST180108M2-9 PFC CS6 18A0814	6.93e3	90.3	NO

Name: 180108M2_10, Date: 09-Jan-2018, Time: 02:17:20, ID: ST180108M2-10 PFC CS7 18A0815, Description: ST180108M2-10 PFC CS7 18A0815

	# Name	ID	Area	%Rec	Area Out
1	1 13C4-PFBA	ST180108M2-10 PFC CS7 18A0815	5.97e3	107.2	NO
2	2 13C5-PFHxA	ST180108M2-10 PFC CS7 18A0815	6.97e3	100.8	NO
3	3 13C3-PFHxS	ST180108M2-10 PFC CS7 18A0815	1.79e3	92.6	NO
4	4 13C8-PFOA	ST180108M2-10 PFC CS7 18A0815	6.93e3	105.4	NO
5	5 13C9-PFNA	ST180108M2-10 PFC CS7 18A0815	7.36e3	109.2	NO
6	6 13C4-PFOS	ST180108M2-10 PFC CS7 18A0815	1.99e3	116.4	NO
7	7 13C6-PFDA	ST180108M2-10 PFC CS7 18A0815	5.42e3	116.9	NO
8	8 13C7-PFUDa	ST180108M2-10 PFC CS7 18A0815	6.74e3	87.9	NO

Name: 180108M2_11, Date: 09-Jan-2018, Time: 02:28:31, ID: IPA, Description: IPA

	# Name	ID	Area	%Rec	Area Out
1	1 13C4-PFBA	IPA			NO
2	2 13C5-PFHxA	IPA			NO
3	3 13C3-PFHxS	IPA			NO
4	4 13C8-PFOA	IPA			NO
5	5 13C9-PFNA	IPA			NO
6	6 13C4-PFOS	IPA			NO
7	7 13C6-PFDA	IPA			NO
8	8 13C7-PFUDa	IPA			NO

Name: 180108M2_12, Date: 09-Jan-2018, Time: 02:39:41, ID: ICV180108M2-1 PFC ICV 18A0805, Description: ICV180108M2-1 PFC ICV 18A0805

	# Name	ID	Area	%Rec	Area Out
1	1 13C4-PFBA	ICV180108M2-1 PFC ICV 18A0805	5.23e3	93.9	NO
2	2 13C5-PFHxA	ICV180108M2-1 PFC ICV 18A0805	6.95e3	100.5	NO
3	3 13C3-PFHxS	ICV180108M2-1 PFC ICV 18A0805	1.63e3	84.3	NO
4	4 13C8-PFOA	ICV180108M2-1 PFC ICV 18A0805	6.53e3	99.4	NO
5	5 13C9-PFNA	ICV180108M2-1 PFC ICV 18A0805	6.53e3	96.8	NO
6	6 13C4-PFOS	ICV180108M2-1 PFC ICV 18A0805	1.81e3	106.3	NO
7	7 13C6-PFDA	ICV180108M2-1 PFC ICV 18A0805	5.31e3	114.6	NO
8	8 13C7-PFUDa	ICV180108M2-1 PFC ICV 18A0805	7.15e3	93.3	NO

Dataset: U:\Q4.PRO\results\180108M2\180108M2-IIS AREAS.qld

Last Altered: Tuesday, January 09, 2018 13:30:10 Pacific Standard Time

Printed: Tuesday, January 09, 2018 13:32:44 Pacific Standard Time

Name: 180108M2_13, Date: 09-Jan-2018, Time: 02:50:52, ID: 1701828-01RE1 IR03-MW042-C1-17D 0.25079, Description: IR03-MW042-C1-17D

#	Name	ID	Area	%Rec	Area Out
1	1 13C4-PFBA	1701828-01RE1 IR03-MW042-C1-17D ...	4.98e3	89.4	NO
2	2 13C5-PFHxA	1701828-01RE1 IR03-MW042-C1-17D ...	6.25e3	90.4	NO
3	3 13C3-PFHxS	1701828-01RE1 IR03-MW042-C1-17D ...	1.44e3	74.7	NO
4	4 13C8-PFOA	1701828-01RE1 IR03-MW042-C1-17D ...	6.11e3	93.0	NO
5	5 13C9-PFNA	1701828-01RE1 IR03-MW042-C1-17D ...	6.49e3	96.2	NO
6	6 13C4-PFOS	1701828-01RE1 IR03-MW042-C1-17D ...	8.23e2	48.2	YES
7	7 13C6-PFDA	1701828-01RE1 IR03-MW042-C1-17D ...	4.73e3	102.1	NO
8	8 13C7-PFUDa	1701828-01RE1 IR03-MW042-C1-17D ...	7.81e3	101.9	NO

Name: 180108M2_14, Date: 09-Jan-2018, Time: 03:02:03, ID: 1701828-03RE1 IR03-MW103-C1-17D 0.25474, Description: IR03-MW103-C1-17D

#	Name	ID	Area	%Rec	Area Out
1	1 13C4-PFBA	1701828-03RE1 IR03-MW103-C1-17D ...	4.98e3	89.4	NO
2	2 13C5-PFHxA	1701828-03RE1 IR03-MW103-C1-17D ...	5.86e3	84.7	NO
3	3 13C3-PFHxS	1701828-03RE1 IR03-MW103-C1-17D ...	1.75e3	90.7	NO
4	4 13C8-PFOA	1701828-03RE1 IR03-MW103-C1-17D ...	5.49e3	83.5	NO
5	5 13C9-PFNA	1701828-03RE1 IR03-MW103-C1-17D ...	6.31e3	93.7	NO
6	6 13C4-PFOS	1701828-03RE1 IR03-MW103-C1-17D ...	1.11e3	65.1	NO
7	7 13C6-PFDA	1701828-03RE1 IR03-MW103-C1-17D ...	5.22e3	112.5	NO
8	8 13C7-PFUDa	1701828-03RE1 IR03-MW103-C1-17D ...	7.79e3	101.6	NO

Name: 180108M2_15, Date: 09-Jan-2018, Time: 03:13:14, ID: IPA, Description: IPA

#	Name	ID	Area	%Rec	Area Out
1	1 13C4-PFBA	IPA			NO
2	2 13C5-PFHxA	IPA			NO
3	3 13C3-PFHxS	IPA			NO
4	4 13C8-PFOA	IPA			NO
5	5 13C9-PFNA	IPA			NO
6	6 13C4-PFOS	IPA			NO
7	7 13C6-PFDA	IPA			NO
8	8 13C7-PFUDa	IPA			NO

Name: 180108M2_16, Date: 09-Jan-2018, Time: 03:24:24, ID: 1701828-04RE1 IR03-MW104-C2-17D 0.2544, Description: IR03-MW104-C2-17D

#	Name	ID	Area	%Rec	Area Out
1	1 13C4-PFBA	1701828-04RE1 IR03-MW104-C2-17D ...	4.67e3	83.7	NO
2	2 13C5-PFHxA	1701828-04RE1 IR03-MW104-C2-17D ...	5.57e3	80.5	NO
3	3 13C3-PFHxS	1701828-04RE1 IR03-MW104-C2-17D ...	1.54e3	79.6	NO
4	4 13C8-PFOA	1701828-04RE1 IR03-MW104-C2-17D ...	6.02e3	91.5	NO
5	5 13C9-PFNA	1701828-04RE1 IR03-MW104-C2-17D ...	6.44e3	95.5	NO
6	6 13C4-PFOS	1701828-04RE1 IR03-MW104-C2-17D ...	1.54e3	90.2	NO
7	7 13C6-PFDA	1701828-04RE1 IR03-MW104-C2-17D ...	4.48e3	96.7	NO
8	8 13C7-PFUDa	1701828-04RE1 IR03-MW104-C2-17D ...	5.91e3	77.0	NO

Dataset: U:\Q4.PRO\results\180108M2\180108M2-IIS AREAS.qld

Last Altered: Tuesday, January 09, 2018 13:30:10 Pacific Standard Time

Printed: Tuesday, January 09, 2018 13:32:44 Pacific Standard Time

Name: 180108M2_17, Date: 09-Jan-2018, Time: 03:35:35, ID: 1701828-06RE1 IR03-MW116P-Y-17D 0.25902, Description: IR03-MW116P-Y-17D

#	Name	ID	Area	%Rec	Area Out
1	1 13C4-PFBA	1701828-06RE1 IR03-MW116P-Y-17D ...	5.11e3	91.8	NO
2	2 13C5-PFHxA	1701828-06RE1 IR03-MW116P-Y-17D ...	5.69e3	82.2	NO
3	3 13C3-PFHxS	1701828-06RE1 IR03-MW116P-Y-17D ...	1.60e3	82.8	NO
4	4 13C8-PFOA	1701828-06RE1 IR03-MW116P-Y-17D ...	5.29e3	80.4	NO
5	5 13C9-PFNA	1701828-06RE1 IR03-MW116P-Y-17D ...	6.95e3	103.1	NO
6	6 13C4-PFOS	1701828-06RE1 IR03-MW116P-Y-17D ...	1.68e3	98.5	NO
7	7 13C6-PFDA	1701828-06RE1 IR03-MW116P-Y-17D ...	4.63e3	99.9	NO
8	8 13C7-PFUDa	1701828-06RE1 IR03-MW116P-Y-17D ...	6.80e3	88.7	NO

Name: 180108M2_18, Date: 09-Jan-2018, Time: 03:46:46, ID: 1701828-01@20X RE1 IR03-MW042-C1-17D 0.25079, Description: IR03-MW042-C1-17D

#	Name	ID	Area	%Rec	Area Out
1	1 13C4-PFBA	1701828-01@20X RE1 IR03-MW042-C...	2.08e2	3741.2	YES
2	2 13C5-PFHxA	1701828-01@20X RE1 IR03-MW042-C...	2.25e2	3247.3	YES
3	3 13C3-PFHxS	1701828-01@20X RE1 IR03-MW042-C...	6.73e1	3487.1	YES
4	4 13C8-PFOA	1701828-01@20X RE1 IR03-MW042-C...	2.65e2	4037.6	YES
5	5 13C9-PFNA	1701828-01@20X RE1 IR03-MW042-C...	2.90e2	4307.7	YES
6	6 13C4-PFOS	1701828-01@20X RE1 IR03-MW042-C...	4.43e1	2598.3	YES
7	7 13C6-PFDA	1701828-01@20X RE1 IR03-MW042-C...	1.59e2	3434.4	YES
8	8 13C7-PFUDa	1701828-01@20X RE1 IR03-MW042-C...	2.79e2	3643.0	YES

Name: 180108M2_19, Date: 09-Jan-2018, Time: 03:57:56, ID: 1701828-02RE1@10X IR03-MW049-C1-17D 0.25035, Description: IR03-MW049-C1-17D

#	Name	ID	Area	%Rec	Area Out
1	1 13C4-PFBA	1701828-02RE1@10X IR03-MW049-C...	4.89e2	8.8	YES
2	2 13C5-PFHxA	1701828-02RE1@10X IR03-MW049-C...	7.00e2	10.1	YES
3	3 13C3-PFHxS	1701828-02RE1@10X IR03-MW049-C...	1.57e2	8.1	YES
4	4 13C8-PFOA	1701828-02RE1@10X IR03-MW049-C...	6.55e2	10.0	YES
5	5 13C9-PFNA	1701828-02RE1@10X IR03-MW049-C...	6.96e2	10.3	YES
6	6 13C4-PFOS	1701828-02RE1@10X IR03-MW049-C...	1.42e2	8.3	YES
7	7 13C6-PFDA	1701828-02RE1@10X IR03-MW049-C...	5.08e2	11.0	YES
8	8 13C7-PFUDa	1701828-02RE1@10X IR03-MW049-C...	7.30e2	9.5	YES

Name: 180108M2_20, Date: 09-Jan-2018, Time: 04:09:07, ID: 1701828-03RE1@20X IR03-MW103-C1-17D 0.25474, Description: IR03-MW103-C1-17D

#	Name	ID	Area	%Rec	Area Out
1	1 13C4-PFBA	1701828-03RE1@20X IR03-MW103-C...	2.27e2	4076.7	YES
2	2 13C5-PFHxA	1701828-03RE1@20X IR03-MW103-C...	2.40e2	3466.6	YES
3	3 13C3-PFHxS	1701828-03RE1@20X IR03-MW103-C...	8.06e1	4177.6	YES
4	4 13C8-PFOA	1701828-03RE1@20X IR03-MW103-C...	3.05e2	4641.7	YES
5	5 13C9-PFNA	1701828-03RE1@20X IR03-MW103-C...	3.16e2	4686.6	YES
6	6 13C4-PFOS	1701828-03RE1@20X IR03-MW103-C...	7.35e1	4307.8	YES
7	7 13C6-PFDA	1701828-03RE1@20X IR03-MW103-C...	2.35e2	5059.0	YES
8	8 13C7-PFUDa	1701828-03RE1@20X IR03-MW103-C...	2.72e2	3547.3	YES

Dataset: U:\Q4.PRO\results\180108M2\180108M2-IIS AREAS.qld

Last Altered: Tuesday, January 09, 2018 13:30:10 Pacific Standard Time

Printed: Tuesday, January 09, 2018 13:32:44 Pacific Standard Time

Name: 180108M2_21, Date: 09-Jan-2018, Time: 04:20:18, ID: 1701828-05RE1@20X IR03-MW116-Y-17D 0.24862, Description: IR03-MW116-Y-17D

	#	Name	ID	Area	%Rec	Area Out
1	1	13C4-PFBA	1701828-05RE1@20X IR03-MW116-Y-...	2.26e2	4052.9	YES
2	2	13C5-PFHxA	1701828-05RE1@20X IR03-MW116-Y-...	2.43e2	3514.4	YES
3	3	13C3-PFHxS	1701828-05RE1@20X IR03-MW116-Y-...	5.26e1	2728.1	YES
4	4	13C8-PFOA	1701828-05RE1@20X IR03-MW116-Y-...	2.74e2	4162.0	YES
5	5	13C9-PFNA	1701828-05RE1@20X IR03-MW116-Y-...	4.70e2	6969.9	YES
6	6	13C4-PFOS	1701828-05RE1@20X IR03-MW116-Y-...			NO
7	7	13C6-PFDA	1701828-05RE1@20X IR03-MW116-Y-...	1.68e2	3620.2	YES
8	8	13C7-PFUdA	1701828-05RE1@20X IR03-MW116-Y-...	3.83e2	4996.7	YES

Name: 180108M2_22, Date: 09-Jan-2018, Time: 04:31:29, ID: 1701828-06RE1@20X IR03-MW116P-Y-17D 0.25902, Description: IR03-MW116P-Y-17D

	#	Name	ID	Area	%Rec	Area Out
1	1	13C4-PFBA	1701828-06RE1@20X IR03-MW116P-...	2.13e2	3821.0	YES
2	2	13C5-PFHxA	1701828-06RE1@20X IR03-MW116P-...	2.81e2	4056.8	YES
3	3	13C3-PFHxS	1701828-06RE1@20X IR03-MW116P-...	5.88e1	3047.9	YES
4	4	13C8-PFOA	1701828-06RE1@20X IR03-MW116P-...	2.09e2	3179.0	YES
5	5	13C9-PFNA	1701828-06RE1@20X IR03-MW116P-...	2.71e2	4023.6	YES
6	6	13C4-PFOS	1701828-06RE1@20X IR03-MW116P-...	9.00e1	5277.8	YES
7	7	13C6-PFDA	1701828-06RE1@20X IR03-MW116P-...	1.72e2	3705.1	YES
8	8	13C7-PFUdA	1701828-06RE1@20X IR03-MW116P-...	2.91e2	3796.7	YES

Name: 180108M2_23, Date: 09-Jan-2018, Time: 04:42:39, ID: 1701977-05 REEPDW059FRB 0.11725, Description: REEPDW059FRB

	#	Name	ID	Area	%Rec	Area Out
1	1	13C4-PFBA	1701977-05 REEPDW059FRB 0.11725	4.00e3	71.7	NO
2	2	13C5-PFHxA	1701977-05 REEPDW059FRB 0.11725	5.12e3	74.0	NO
3	3	13C3-PFHxS	1701977-05 REEPDW059FRB 0.11725	1.54e3	79.9	NO
4	4	13C8-PFOA	1701977-05 REEPDW059FRB 0.11725	5.46e3	83.0	NO
5	5	13C9-PFNA	1701977-05 REEPDW059FRB 0.11725	6.05e3	89.8	NO
6	6	13C4-PFOS	1701977-05 REEPDW059FRB 0.11725	1.54e3	90.2	NO
7	7	13C6-PFDA	1701977-05 REEPDW059FRB 0.11725	4.30e3	92.7	NO
8	8	13C7-PFUdA	1701977-05 REEPDW059FRB 0.11725	6.74e3	87.8	NO

Name: 180108M2_24, Date: 09-Jan-2018, Time: 04:53:50, ID: IPA, Description: IPA

	#	Name	ID	Area	%Rec	Area Out
1	1	13C4-PFBA	IPA			NO
2	2	13C5-PFHxA	IPA			NO
3	3	13C3-PFHxS	IPA			NO
4	4	13C8-PFOA	IPA			NO
5	5	13C9-PFNA	IPA			NO
6	6	13C4-PFOS	IPA			NO
7	7	13C6-PFDA	IPA			NO
8	8	13C7-PFUdA	IPA			NO

Vista Analytical Laboratory

Dataset: U:\Q4.PRO\results\180108M2\180108M2-IIS AREAS.qld

Last Altered: Tuesday, January 09, 2018 13:30:10 Pacific Standard Time

Printed: Tuesday, January 09, 2018 13:32:44 Pacific Standard Time

Name: 180108M2_25, Date: 09-Jan-2018, Time: 05:05:01, ID: ST180108M2-11 PFC CS3 18A0811,

Description: ST180108M2-11 PFC CS3 18A0811

	#	Name	ID	Area	%Rec	Area Out
1	1	13C4-PFBA	ST180108M2-11 PFC CS3 18A0811	5.57e3	99.9	NO
2	2	13C5-PFHxA	ST180108M2-11 PFC CS3 18A0811	8.02e3	115.9	NO
3	3	13C3-PFHxS	ST180108M2-11 PFC CS3 18A0811	2.09e3	108.1	NO
4	4	13C8-PFOA	ST180108M2-11 PFC CS3 18A0811	7.42e3	112.8	NO
5	5	13C9-PFNA	ST180108M2-11 PFC CS3 18A0811	8.20e3	121.7	NO
6	6	13C4-PFOS	ST180108M2-11 PFC CS3 18A0811	2.11e3	123.4	NO
7	7	13C6-PFDA	ST180108M2-11 PFC CS3 18A0811	5.05e3	108.9	NO
8	8	13C7-PFUdA	ST180108M2-11 PFC CS3 18A0811	8.09e3	105.6	NO

Dataset: U:\Q4.PRO\results\180108M2\180108M2-11.qld

Last Altered: Tuesday, January 09, 2018 13:33:32 Pacific Standard Time

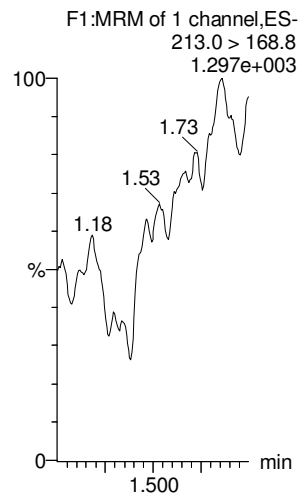
Printed: Tuesday, January 09, 2018 13:34:13 Pacific Standard Time

Method: U:\Q4.PRO\MethDB\PFAS_FULL_80C_010818.mdb 09 Jan 2018 10:39:49

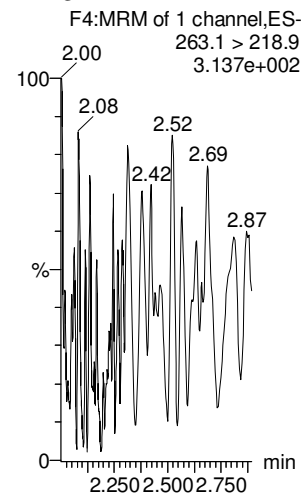
Calibration: U:\Q4.PRO\CurveDB\C18_VAL-PFAS_Q4_01-08-18_FULL-M2.cdb 09 Jan 2018 11:01:39

Name: 180108M2_11, Date: 09-Jan-2018, Time: 02:28:31, ID: IPA, Description: IPA

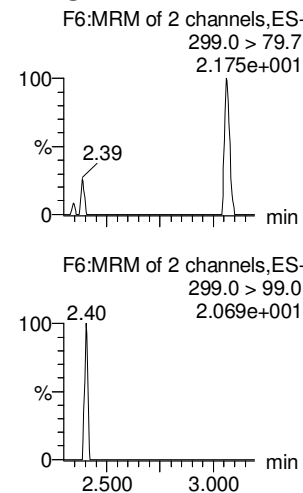
PFBA



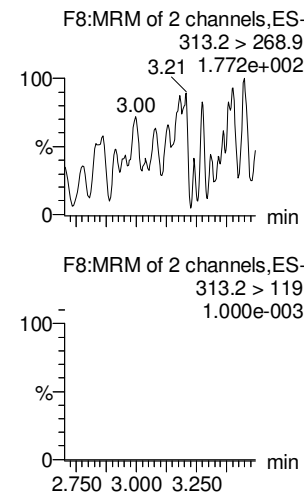
PFPeA



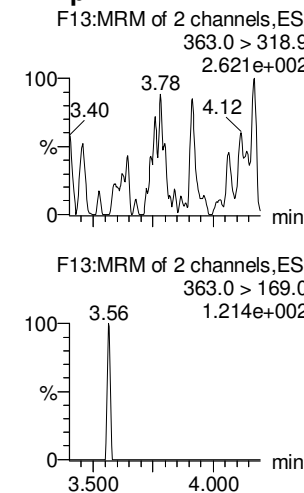
PFBS



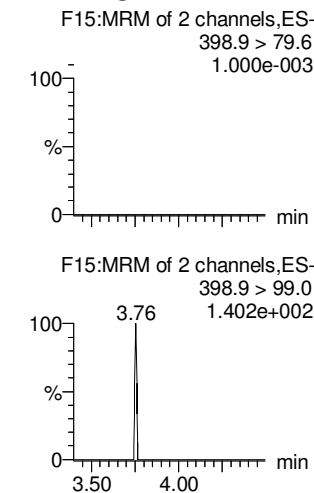
PFHxA



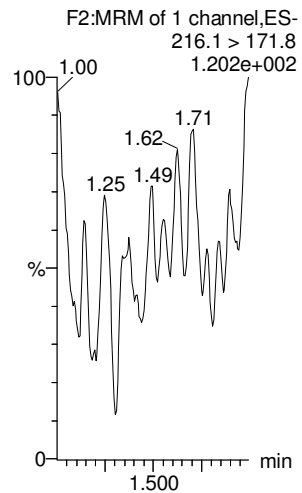
PFHpA



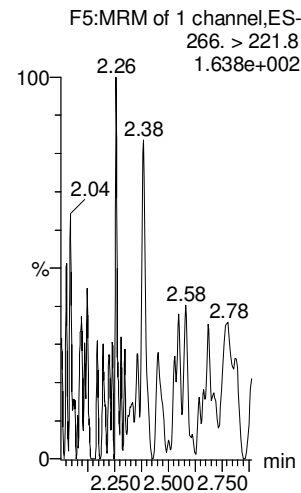
L-PFHxS



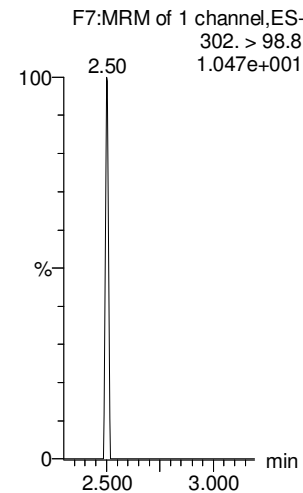
13C3-PFBA




13C3-PFPeA



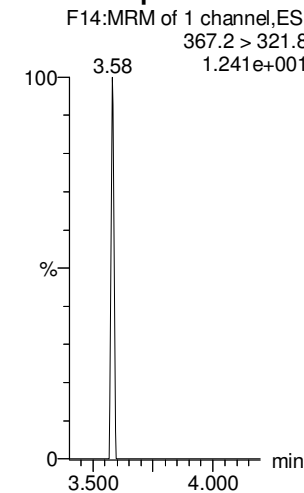
13C3-PFBS



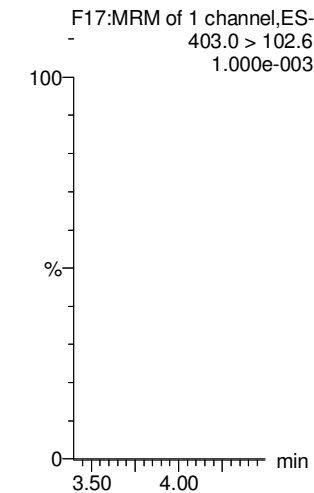
13C2-PFHxA



13C4-PFHpA



18O2-PFHxS



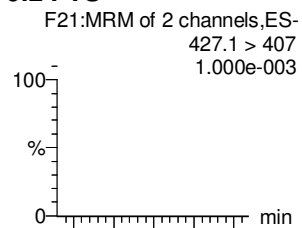
Dataset: U:\Q4.PRO\results\180108M2\180108M2-11.qld

Last Altered: Tuesday, January 09, 2018 13:33:32 Pacific Standard Time

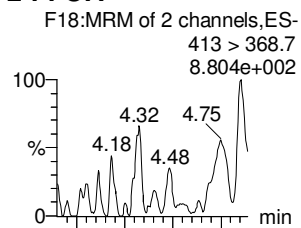
Printed: Tuesday, January 09, 2018 13:34:13 Pacific Standard Time

Name: 180108M2_11, Date: 09-Jan-2018, Time: 02:28:31, ID: IPA, Description: IPA


6:2 FTS



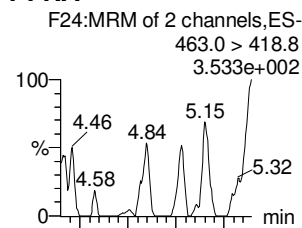
L-PFOA



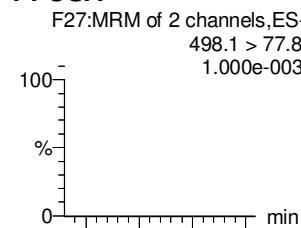
PFHpS



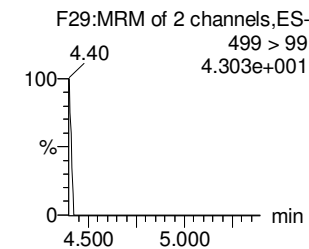
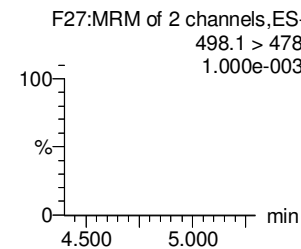
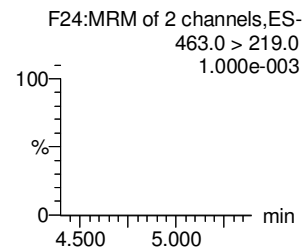
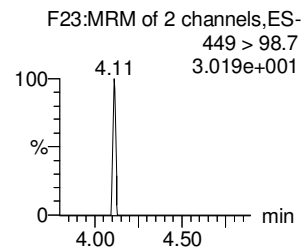
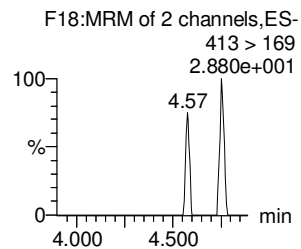
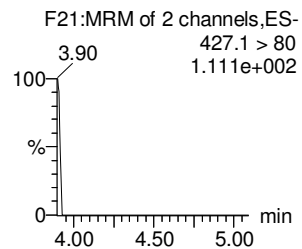
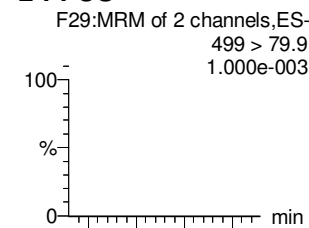
PFNA



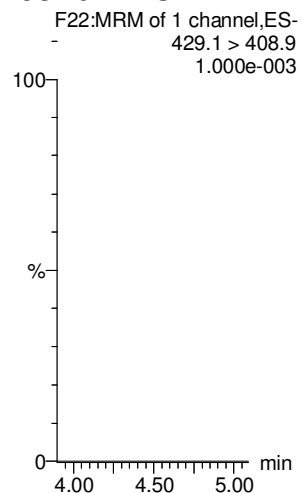
PFOSA



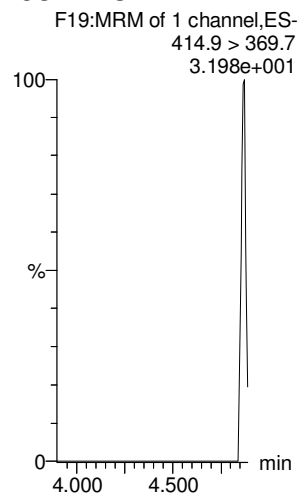
L-PFOS



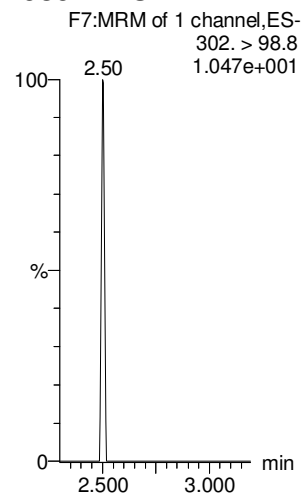
13C2-6:2 FTS



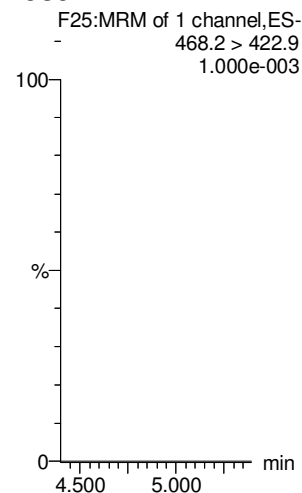
13C2-PFOA



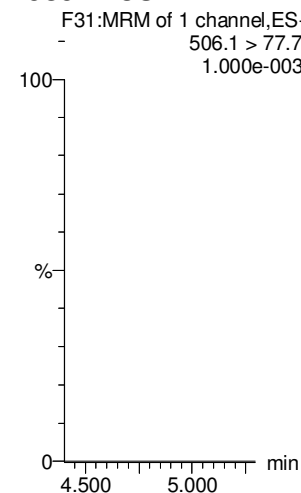
13C3-PFBS



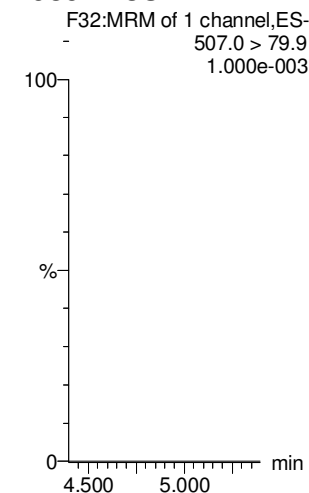
13C5-PFNA



13C8-PFOA



13C8-PFOS



Dataset: U:\Q4.PRO\results\180108M2\180108M2-11.qld

Last Altered: Tuesday, January 09, 2018 13:33:32 Pacific Standard Time

Printed: Tuesday, January 09, 2018 13:34:13 Pacific Standard Time

Name: 180108M2_11, Date: 09-Jan-2018, Time: 02:28:31, ID: IPA, Description: IPA

PFDA

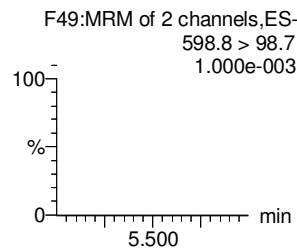
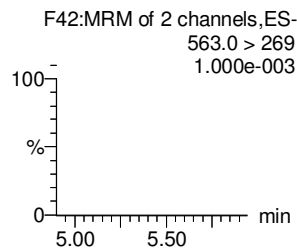
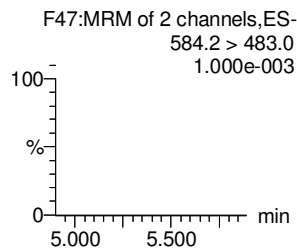
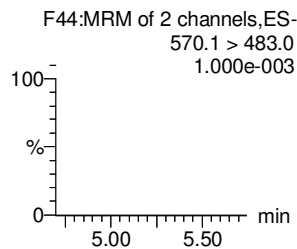
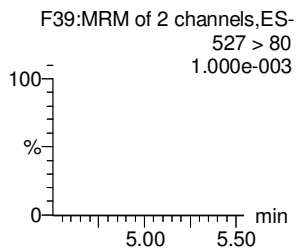
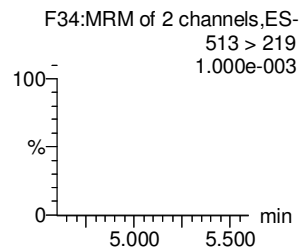
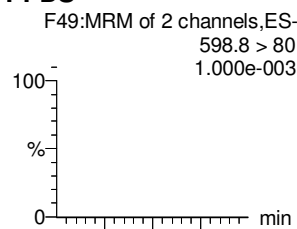
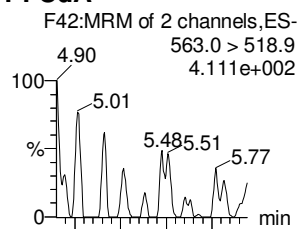
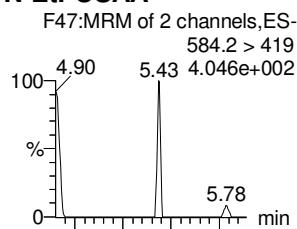
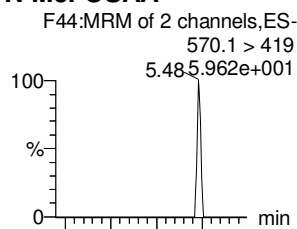
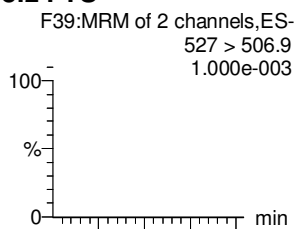
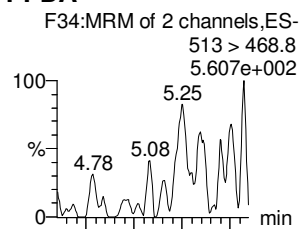
8:2 FTS

N-MeFOSAA

N-EtFOSAA

PFUdA

PFDS



13C2-PFDA

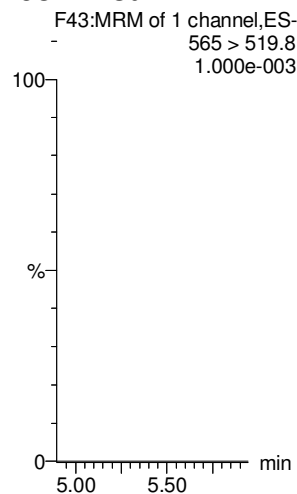
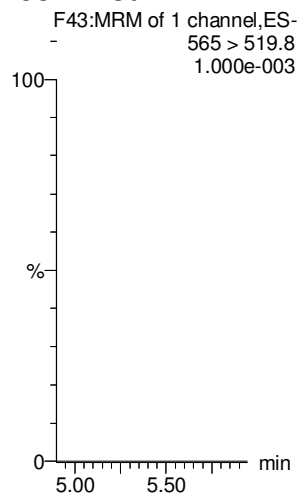
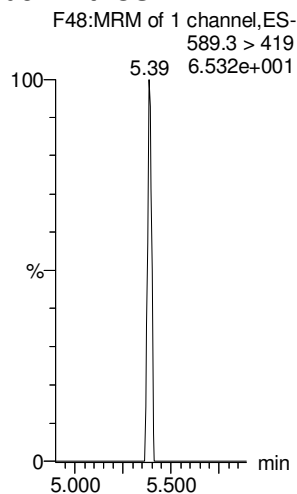

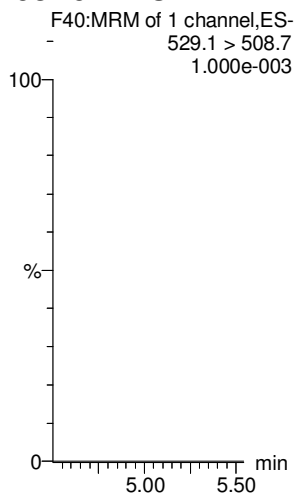
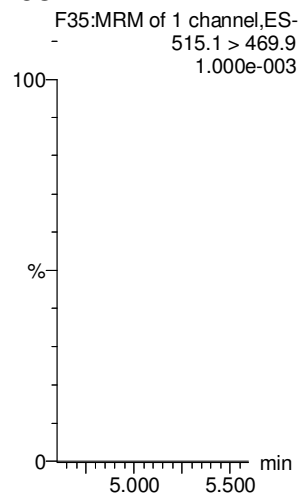
13C2-8:2 FTS

d3-N-MeFOSAA

d5-N-EtFOSAA

13C2-PFUdA

13C2-PFUdA



Dataset: U:\Q4.PRO\results\180108M2\180108M2-11.qld

Last Altered: Tuesday, January 09, 2018 13:33:32 Pacific Standard Time

Printed: Tuesday, January 09, 2018 13:34:13 Pacific Standard Time

Name: 180108M2_11, Date: 09-Jan-2018, Time: 02:28:31, ID: IPA, Description: IPA

PFDaA

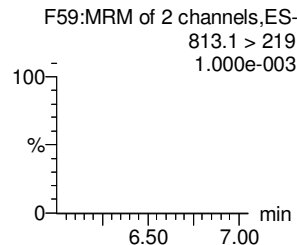
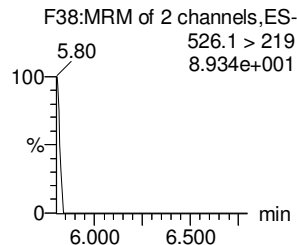
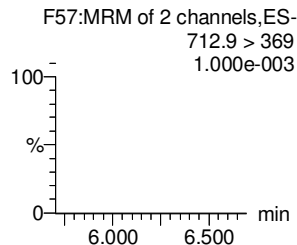
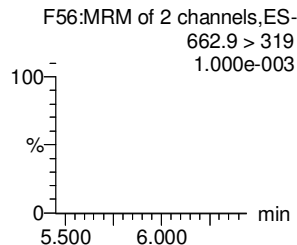
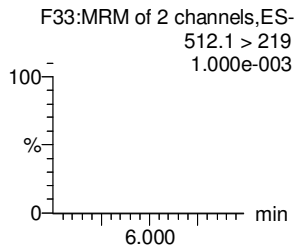
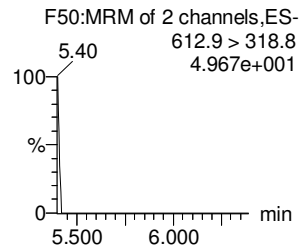
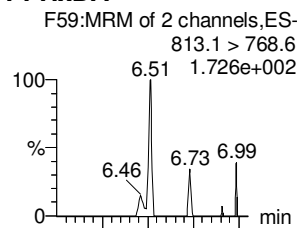
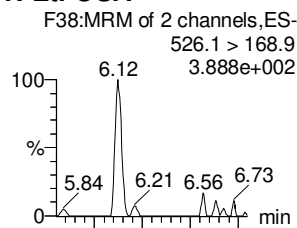
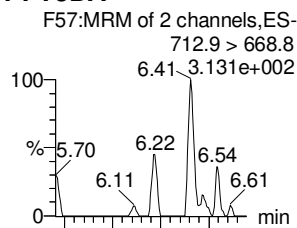
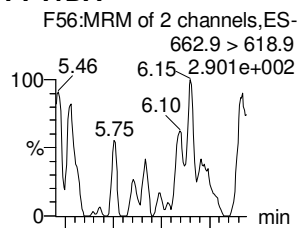
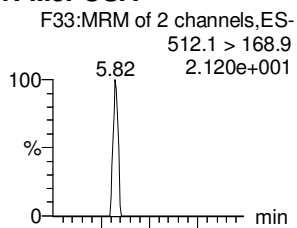
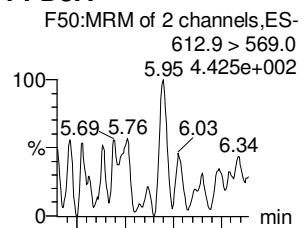
N-MeFOSA

PFTrDA

PFTeDA

N-EtFOSA

PFHxDA



13C2-PFDaA

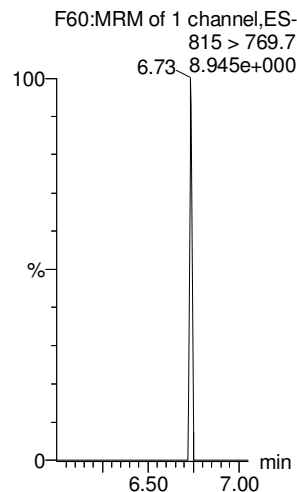
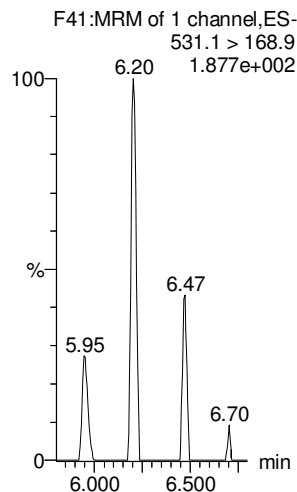


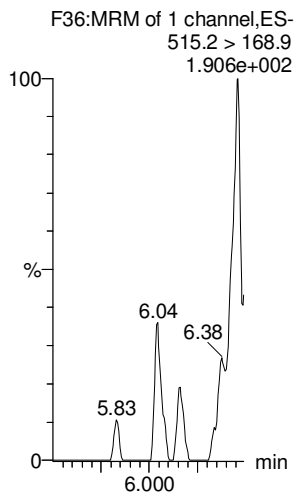
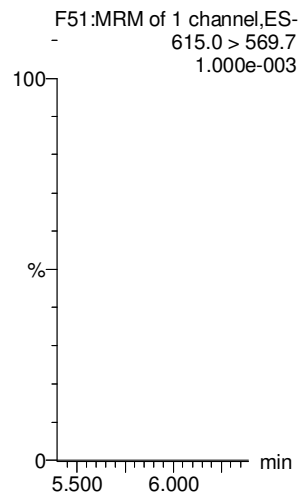
d3-N-MeFOSA

13C2-PFTeDA

13C2-PFTeDA

d5-N-ETFOSA

13C2-PFHxDA



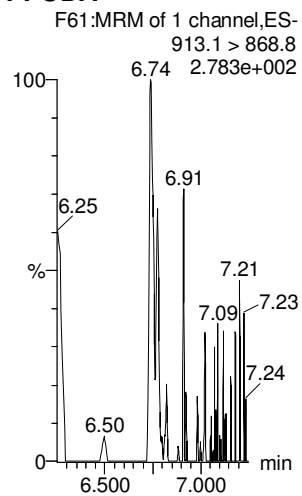
Dataset: U:\Q4.PRO\results\180108M2\180108M2-11.qld

Last Altered: Tuesday, January 09, 2018 13:33:32 Pacific Standard Time

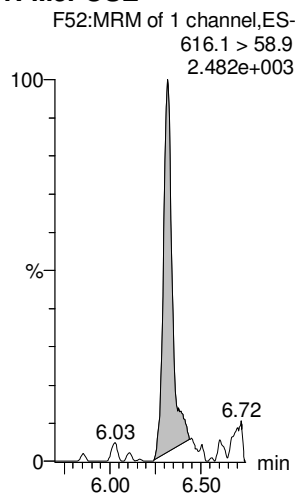
Printed: Tuesday, January 09, 2018 13:34:13 Pacific Standard Time

Name: 180108M2_11, Date: 09-Jan-2018, Time: 02:28:31, ID: IPA, Description: IPA

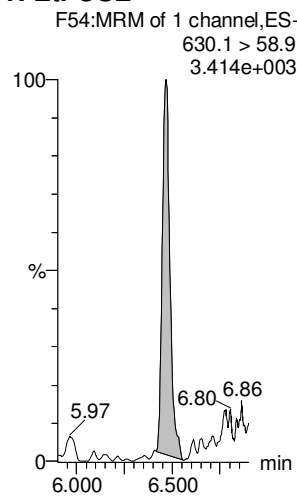
PFODA



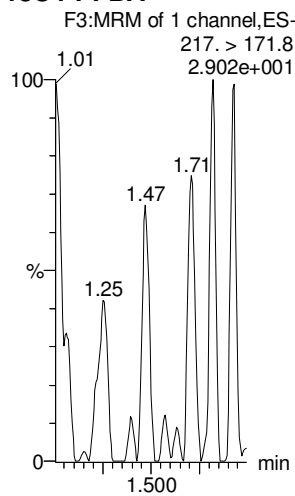
N-MeFOSE



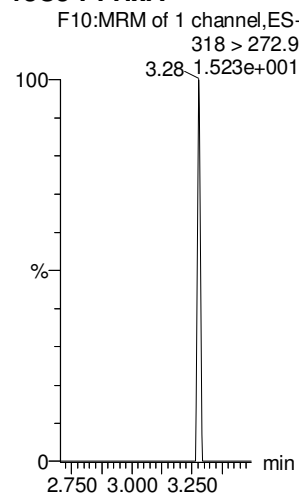
N-EtFOSE



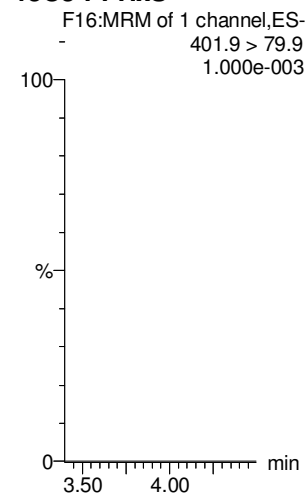
13C4-PFBA



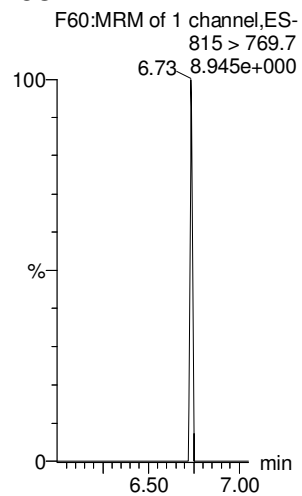
13C5-PFHxA



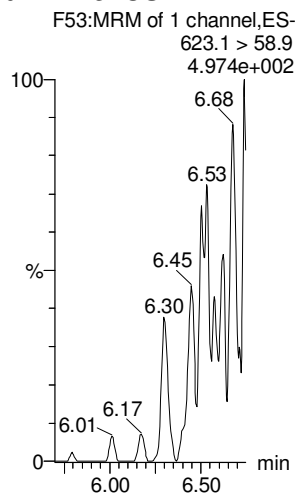
13C3-PFHxS



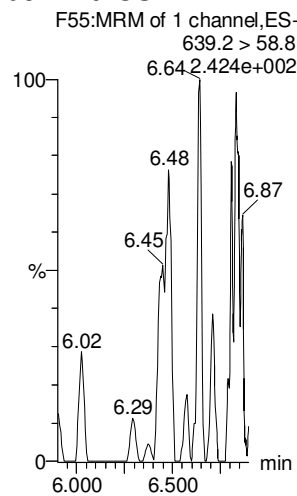
13C2-PFHxDA



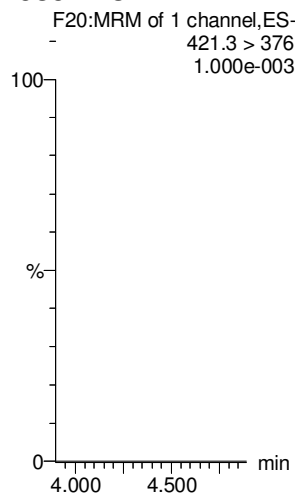
d7-N-MeFOSE



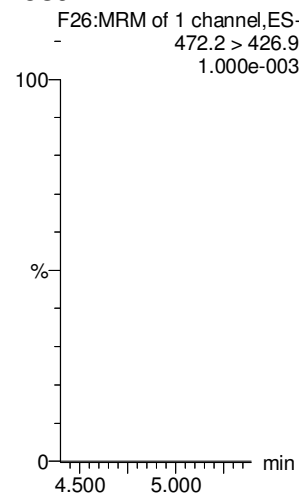
d9-N-EtFOSE



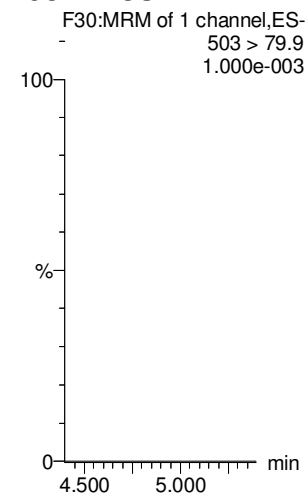
13C8-PFOA



13C9-PFNA



13C4-PFOS



Dataset: U:\Q4.PRO\results\180108M2\180108M2-11.qld

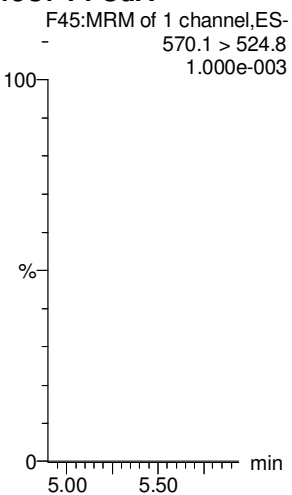
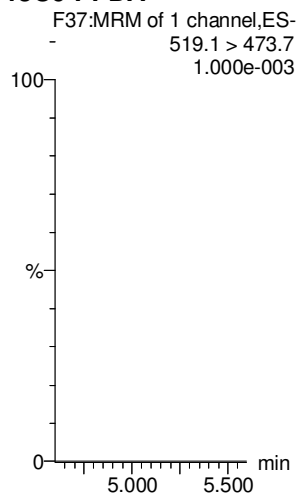
Last Altered: Tuesday, January 09, 2018 13:33:32 Pacific Standard Time

Printed: Tuesday, January 09, 2018 13:34:13 Pacific Standard Time

Name: 180108M2_11, Date: 09-Jan-2018, Time: 02:28:31, ID: IPA, Description: IPA

13C6-PFDA

13C7-PFUdA



Dataset: U:\Q4.PRO\results\180108M2\180108M2-25B.qld

Last Altered: Tuesday, January 09, 2018 14:14:29 Pacific Standard Time

Printed: Tuesday, January 09, 2018 14:14:47 Pacific Standard Time

Method: U:\Q4.PRO\MethDB\PFAS_FULL_80C_010818.mdb 09 Jan 2018 10:39:49

Calibration: U:\Q4.PRO\CurveDB\C18_VAL-PFAS_Q4_01-08-18_FULL-M2B.cdb 09 Jan 2018 13:40:22

Pilais
JA 01/09/2018

Name: 180108M2_25, Date: 09-Jan-2018, Time: 05:05:01, ID: ST180108M2-11 PFC CS3 18A0811, Description: ST180108M2-11 PFC CS3 18A0811

#	Name	Trace	Area	IS Area	RRF	Pred.RT	RT	y Axis Resp.	Conc.	%Rec	Recovery Out
1	1 PFBA	213.0 > 168.8	4.72e3	4.79e3		1.38	1.37	12.3	10.0	100.4	NO
2	2 PFPeA	263.1 > 218.9	5.16e3	5.91e3		2.37	2.37	10.9	10.5	105.0	NO
3	3 PFBS	299.0 > 79.7	1.21e3	7.85e2		2.66	2.66	19.2	10.6	106.4	NO
4	4 PFHxA	313.2 > 268.9	6.64e3	1.91e3		3.15	3.15	17.3	9.68	96.8	NO
5	5 PFHpA	363.0 > 318.9	6.06e3	5.65e3		3.78	3.78	13.4	10.2	101.6	NO
6	6 L-PFHxS	398.9 > 79.6	1.04e3	7.81e2		3.94	3.93	16.7	8.91	89.1	NO
7	8 6:2 FTS	427.1 > 407	1.40e3	7.81e2		4.25	4.24	22.5	7.84	78.4	NO
8	9 L-PFOA	413 > 368.7	6.94e3	7.62e3		4.31	4.30	11.4	10.4	103.6	NO
9	11 PFHpS	449 > 80.0	1.68e3	7.62e3		4.42	4.41	2.76	9.75	97.5	NO
10	12 PFNA	463.0 > 418.8	7.39e3	8.70e3		4.81	4.74	10.6	8.41	84.1	NO
11	13 PFOSA	498.1 > 77.8	1.35e3	1.51e3		4.87	4.80	11.2	10.8	108.2	NO
12	14 L-PFOS	499 > 79.9	1.58e3	2.28e3		4.89	4.83	8.69	9.15	91.5	NO
13	16 PFDA	513 > 468.8	7.48e3	6.03e3		5.18	5.12	15.5	10.7	106.5	NO
14	17 8:2 FTS	527 > 506.9	1.46e3	6.03e3		5.15	5.09	3.02	9.28	92.8	NO
15	18 N-MeFOSAA	570.1 > 419	2.85e3	2.66e3		5.32	5.27	13.4	8.90	89.0	NO
16	19 N-EtFOSAA	584.2 > 419	2.17e3	2.97e3		5.48	5.43	9.16	8.24	82.4	NO
17	20 PFUDa	563.0 > 518.9	8.63e3	9.53e3		5.50	5.44	11.3	9.90	99.0	NO
18	21 PFDS	598.8 > 80	2.09e3	9.53e3		5.54	5.49	2.75	9.62	96.2	NO
19	22 PFDoA	612.9 > 569.0	9.35e3	6.00e3		5.77	5.74	19.5	8.78	87.8	NO
20	23 N-MeFOSA	512.1 > 168.9	3.40e3	1.04e4		5.80	5.73	49.3	47.4	94.8	NO
21	24 PFTrDA	662.9 > 618.9	1.08e4	6.00e3		6.00	5.98	22.4	9.36	93.6	NO
22	25 PFTeDA	712.9 > 668.8	5.87e3	2.83e3		6.22	6.19	25.9	10.2	102.0	NO
23	26 N-EtFOSA	526.1 > 168.9	4.57e3	1.45e4		6.17	6.14	47.4	51.1	102.1	NO
24	27 PFHxDA	813.1 > 768.6	2.53e3	1.59e3		6.53	6.51	7.97	10.1	101.4	NO
25	28 PFOA	913.1 > 868.8	2.71e3	1.59e3		6.74	6.74	8.54	10.5	104.7	NO
26	29 N-MeFOSE	616.1 > 58.9	4.26e3	1.14e4		6.27	6.32	55.9	55.9	111.8	NO
27	30 N-EtFOSE	630.1 > 58.9	4.82e3	1.32e4		6.43	6.47	54.6	45.4	90.8	NO
28	31 13C3-PFBA	216.1 > 171.8	4.79e3	5.57e3	0.873	1.38	1.37	10.8	12.3	98.5	NO
29	32 13C3-PFPeA	266. > 221.8	5.91e3	8.02e3	0.867	2.37	2.37	9.21	10.6	85.0	NO
30	33 13C3-PFBS	302. > 98.8	7.85e2	8.02e3	0.116	2.77	2.66	1.22	10.5	84.2	NO
31	34 13C2-PFHxA	315 > 269.8	1.91e3	8.02e3	0.655	3.15	3.15	2.98	4.55	91.1	NO

70-130

0-50

Dataset: U:\Q4.PRO\results\180108M2\180108M2-25B.qld

Last Altered: Tuesday, January 09, 2018 14:14:29 Pacific Standard Time
Printed: Tuesday, January 09, 2018 14:14:47 Pacific Standard Time

Name: 180108M2_25, Date: 09-Jan-2018, Time: 05:05:01, ID: ST180108M2-11 PFC CS3 18A0811, Description: ST180108M2-11 PFC CS3 18A0811

#	Name	Trace	Area	IS Area	RRF	Pred.RT	RT	y Axis Resp	Conc.	%Rec	Recovery	Out
32	35 13C4-PFHpA	367.2 > 321.8	5.65e3	8.02e3	0.722	3.78	3.78	8.81	12.2	97.6	NO	
33	36 18O2-PFHxS	403.0 > 102.6	7.81e2	2.09e3	0.348	3.94	3.93	4.68	13.4	107.4	NO	
34	37 13C2-6:2 FTS	429.1 > 408.9	1.52e3	7.43e3	0.222	4.25	4.25	2.55	11.5	92.2	NO	
35	38 13C2-PFOA	414.9 > 369.7	7.62e3	7.43e3	1.023	4.31	4.30	12.8	12.5	100.4	NO	
36	39 13C5-PFNA	468.2 > 422.9	8.70e3	8.20e3	0.916	4.81	4.74	13.3	14.5	115.8	NO	
37	40 13C8-PFOSA	506.1 > 77.7	1.51e3	8.09e3	0.211	4.87	4.79	2.34	11.1	88.8	NO	
38	41 13C8-PFOS	507.0 > 79.9	2.28e3	2.11e3	1.035	4.89	4.83	13.5	13.1	104.6	NO	
39	42 13C2-PFDA	515.1 > 469.9	6.03e3	5.05e3	1.142	5.18	5.12	14.9	13.1	104.5	NO	
40	43 13C2-8:2 FTS	529.1 > 508.7	1.02e3	8.02e3	0.157	5.15	5.09	1.58	10.1	80.9	NO	
41	44 d3-N-MeFOSAA	573.3 > 419	2.66e3	8.09e3	0.299	5.32	5.27	4.11	13.7	109.9	NO	
42	45 d5-N-EtFOSAA	589.3 > 419	2.97e3	8.09e3	0.369	5.47	5.42	4.58	12.4	99.2	NO	
43	46 13C2-PFUdA	565 > 519.8	9.53e3	8.09e3	1.012	5.49	5.44	14.7	14.5	116.3	NO	
44	47 13C2-PFDoA	615.0 > 569.7	6.00e3	8.09e3	0.647	5.77	5.73	9.27	14.3	114.6	NO	
45	48 d3-N-MeFOSA	515.2 > 168.9	1.04e4	8.09e3	0.110	5.83	5.76	16.0	146	97.1	NO	
46	49 13C2-PFTeDA	714.8 > 669.6	2.83e3	8.09e3	0.314	6.22	6.19	4.37	13.9	111.3	NO	
47	50 d5-N-ETFOSA	531.1 > 168.9	1.45e4	8.09e3	0.155	6.18	6.15	22.3	145	96.3	NO	
48	51 13C2-PFHxDA	815 > 769.7	1.59e3	8.09e3	0.506	6.53	6.51	2.45	4.84	96.9	NO	
49	52 d7-N-MeFOSE	623.1 > 58.9	1.14e4	8.09e3	0.140	6.27	6.31	17.6	126	84.3	NO	
50	53 d9-N-EtFOSE	639.2 > 58.8	1.32e4	8.09e3	0.132	6.42	6.46	20.4	154	102.9	NO	
51	54 13C4-PFBA	217. > 171.8	5.57e3	5.57e3	1.000	1.38	1.36	12.5	12.5	100.0	NO	
52	55 13C5-PFHxA	318 > 272.9	8.02e3	8.02e3	1.000	3.15	3.16	12.5	12.5	100.0	NO	
53	56 13C3-PFHxS	401.9 > 79.9	2.09e3	2.09e3	1.000	4.02	3.93	12.5	12.5	100.0	NO	
54	57 13C8-PFOA	421.3 > 376	7.43e3	7.43e3	1.000	4.38	4.30	12.5	12.5	100.0	NO	
55	58 13C9-PFNA	472.2 > 426.9	8.20e3	8.20e3	1.000	4.81	4.74	12.5	12.5	100.0	NO	
56	59 13C4-PFOS	503 > 79.9	2.11e3	2.11e3	1.000	4.89	4.83	12.5	12.5	100.0	NO	
57	60 13C6-PFDA	519.1 > 473.7	5.05e3	5.05e3	1.000	5.18	5.12	12.5	12.5	100.0	NO	
58	61 13C7-PFUdA	570.1 > 524.8	8.09e3	8.09e3	1.000	5.49	5.44	12.5	12.5	100.0	NO	

50-150
↓

Dataset: Untitled

Last Altered: Monday, January 22, 2018 13:44:00 Pacific Standard Time

Printed: Monday, January 22, 2018 13:44:37 Pacific Standard Time

Method: U:\Q4.PRO\MethDB\LOG.mdb 17 Jan 2018 12:26:17

Calibration: 22 Jan 2018 13:44:00

Compound name: INJECTION LOG

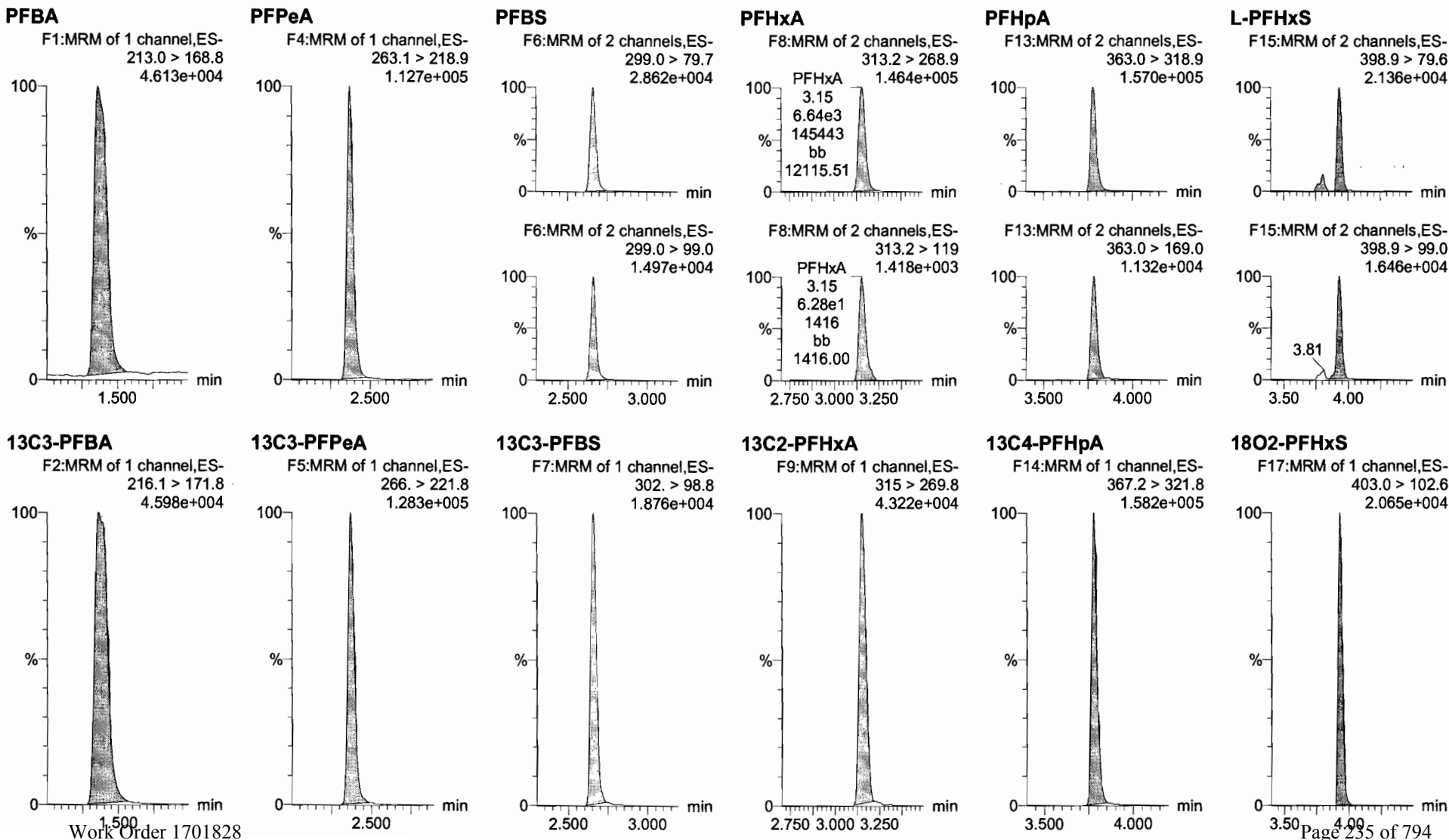
	Name	ID	Acq Date	Acq Time
1	180108M2_1	ST180108M2-1 PFC CS-2 18A0806	09-Jan-18	00:36:40
2	180108M2_2	ST180108M2-2 PFC CS-1 18A0807	09-Jan-18	00:47:55
3	180108M2_3	ST180108M2-3 PFC CS0 18A0808	09-Jan-18	00:59:05
4	180108M2_4	ST180108M2-4 PFC CS1 18A0809	09-Jan-18	01:10:16
5	180108M2_5	ST180108M2-5 PFC CS2 18A0810	09-Jan-18	01:21:26
6	180108M2_6	ST180108M2-6 PFC CS3 18A0811	09-Jan-18	01:32:37
7	180108M2_7	ST180108M2-7 PFC CS4 18A0812	09-Jan-18	01:43:47
8	180108M2_8	ST180108M2-8 PFC CS5 18A0813	09-Jan-18	01:54:58
9	180108M2_9	ST180108M2-9 PFC CS6 18A0814	09-Jan-18	02:06:09
10	180108M2_10	ST180108M2-10 PFC CS7 18A0815	09-Jan-18	02:17:20
11	180108M2_11	IPA	09-Jan-18	02:28:31
12	180108M2_12	ICV180108M2-1 PFC ICV 18A0805	09-Jan-18	02:39:41
13	180108M2_13	1701828-01RE1 IR03-MW042-C1-17D 0.25079	09-Jan-18	02:50:52
14	180108M2_14	1701828-03RE1 IR03-MW103-C1-17D 0.25474	09-Jan-18	03:02:03
15	180108M2_15	IPA	09-Jan-18	03:13:14
16	180108M2_16	1701828-04RE1 IR03-MW104-C2-17D 0.2544	09-Jan-18	03:24:24
17	180108M2_17	1701828-06RE1 IR03-MW116P-Y-17D 0.25902	09-Jan-18	03:35:35
18	180108M2_18	1701828-01@20X RE1 IR03-MW042-C1-17D 0...	09-Jan-18	03:46:46
19	180108M2_19	1701828-02RE1@10X IR03-MW049-C1-17D 0....	09-Jan-18	03:57:56
20	180108M2_20	1701828-03RE1@20X IR03-MW103-C1-17D 0....	09-Jan-18	04:09:07
21	180108M2_21	1701828-05RE1@20X IR03-MW116-Y-17D 0.2...	09-Jan-18	04:20:18
22	180108M2_22	1701828-06RE1@20X IR03-MW116P-Y-17D 0....	09-Jan-18	04:31:29
23	180108M2_23	1701977-05 REEPDW059FRB 0.11725	09-Jan-18	04:42:39
24	180108M2_24	IPA	09-Jan-18	04:53:50
25	180108M2_25	ST180108M2-11 PFC CS3 18A0811	09-Jan-18	05:05:01
26	180108M2_26	IPA	09-Jan-18	05:16:13
27	180108M2_27	B7L0207-BS1 OPR 0.25	09-Jan-18	05:27:23
28	180108M2_28	IPA	09-Jan-18	05:38:34
29	180108M2_29	B7L0207-BLK1 Method Blank 0.25	09-Jan-18	05:49:45
30	180108M2_30	1701821-01RE1 WT1711291630MK 0.2671	09-Jan-18	06:00:56
31	180108M2_31	1701821-02RE1 WT1711291655MK 0.26236	09-Jan-18	06:12:06

Dataset: U:\Q4.PRO\results\180108M2\180108M2-25B.qld

Last Altered: Tuesday, January 09, 2018 14:14:29 Pacific Standard Time
Printed: Tuesday, January 09, 2018 14:14:47 Pacific Standard Time

Method: U:\Q4.PRO\MethDB\PFAS_FULL_80C_010818.mdb 09 Jan 2018 10:39:49
Calibration: U:\Q4.PRO\CurveDB\C18_VAL-PFAS_Q4_01-08-18_FULL-M2B.cdb 09 Jan 2018 13:40:22

Name: 180108M2_25, Date: 09-Jan-2018, Time: 05:05:01, ID: ST180108M2-11 PFC CS3 18A0811, Description: ST180108M2-11 PFC CS3 18A0811

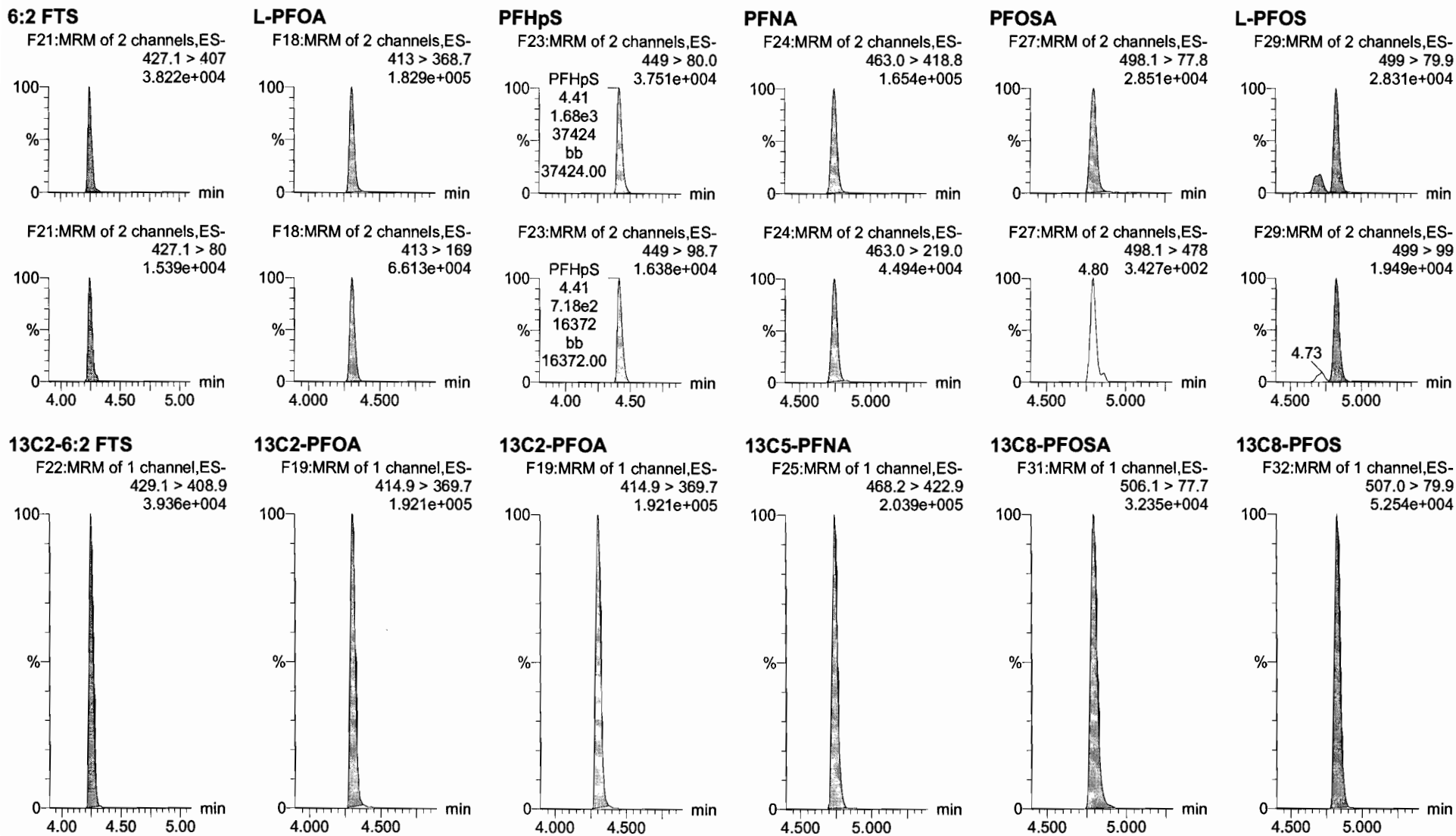


Dataset: U:\Q4.PRO\results\180108M2\180108M2-25B.qld

Last Altered: Tuesday, January 09, 2018 14:14:29 Pacific Standard Time

Printed: Tuesday, January 09, 2018 14:14:47 Pacific Standard Time

Name: 180108M2_25, Date: 09-Jan-2018, Time: 05:05:01, ID: ST180108M2-11 PFC CS3 18A0811, Description: ST180108M2-11 PFC CS3 18A0811

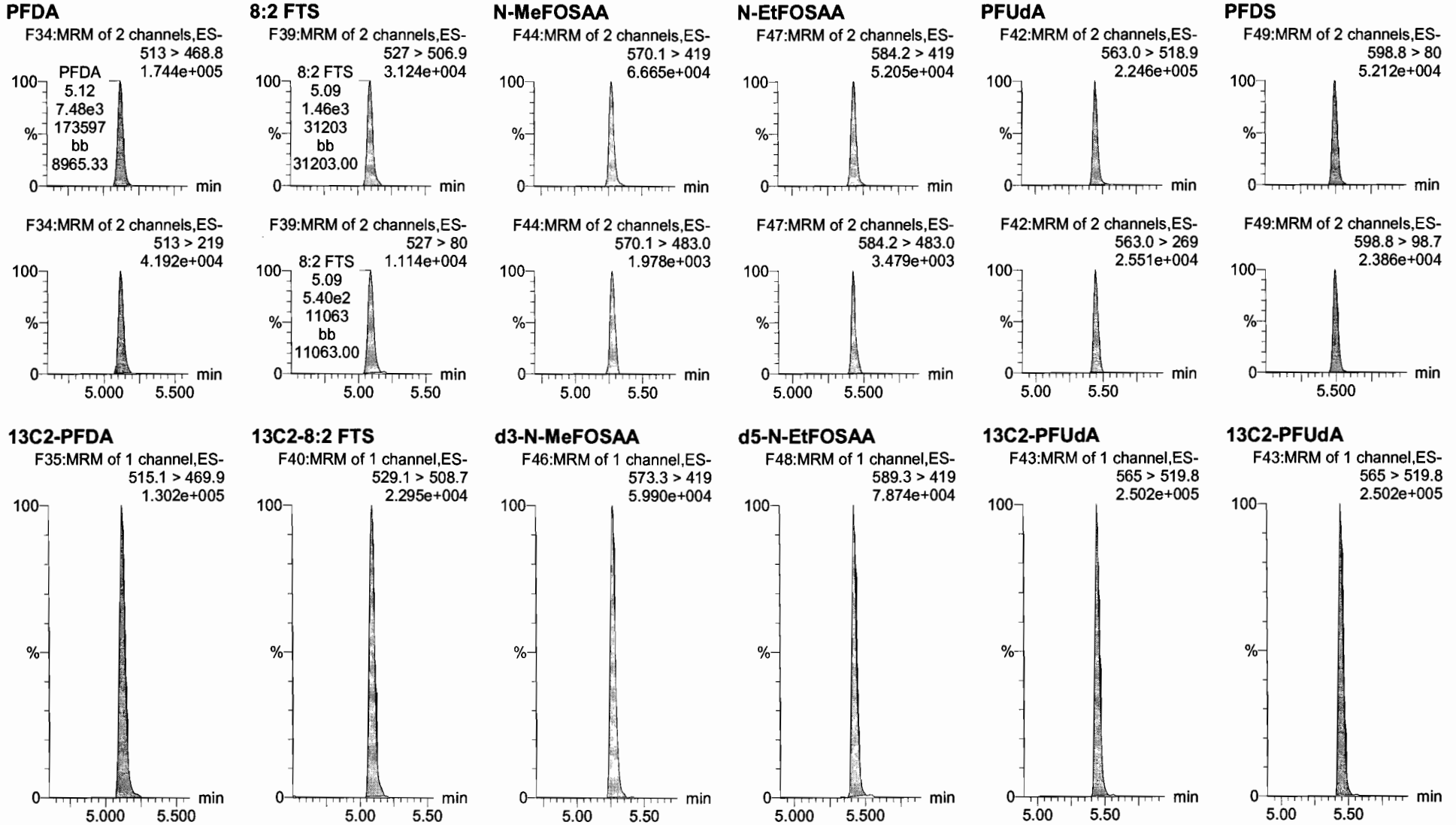


Dataset: U:\Q4.PRO\results\180108M2\180108M2-25B.qld

Last Altered: Tuesday, January 09, 2018 14:14:29 Pacific Standard Time

Printed: Tuesday, January 09, 2018 14:14:47 Pacific Standard Time

Name: 180108M2_25, Date: 09-Jan-2018, Time: 05:05:01, ID: ST180108M2-11 PFC CS3 18A0811, Description: ST180108M2-11 PFC CS3 18A0811



Dataset: U:\Q4.PRO\results\180108M2\180108M2-25B.qld

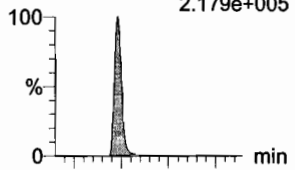
Last Altered: Tuesday, January 09, 2018 14:14:29 Pacific Standard Time

Printed: Tuesday, January 09, 2018 14:14:47 Pacific Standard Time

Name: 180108M2_25, Date: 09-Jan-2018, Time: 05:05:01, ID: ST180108M2-11 PFC CS3 18A0811, Description: ST180108M2-11 PFC CS3 18A0811

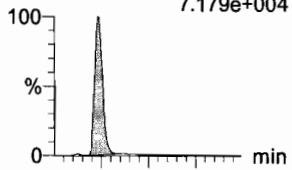
PFD_oA

F50:MRM of 2 channels,ES-
612.9 > 569.0
2.179e+005



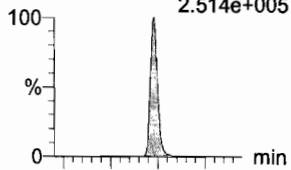
N-MeFOSA

F33:MRM of 2 channels,ES-
512.1 > 168.9
7.179e+004



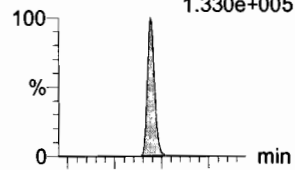
PFT_rDA

F56:MRM of 2 channels,ES-
662.9 > 618.9
2.514e+005



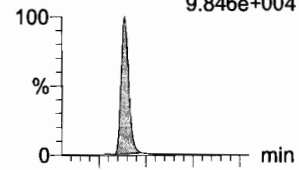
PFT_eDA

F57:MRM of 2 channels,ES-
712.9 > 668.8
1.330e+005



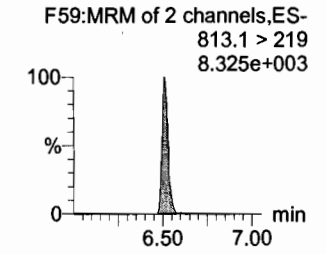
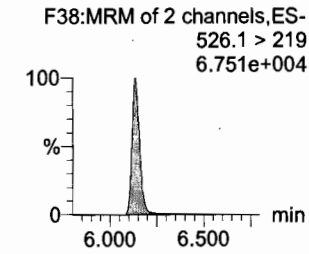
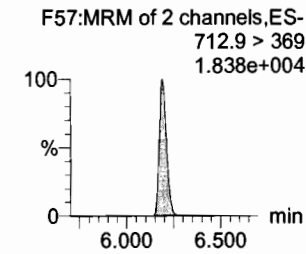
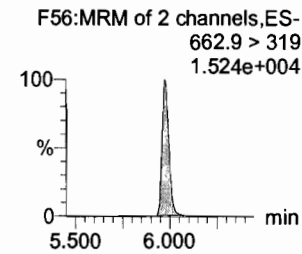
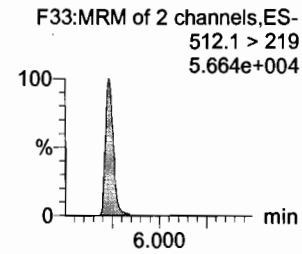
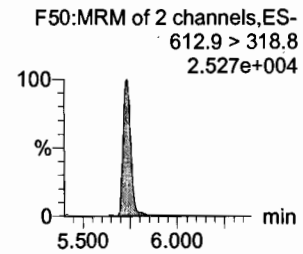
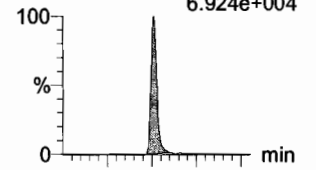
N-EtFOSA

F38:MRM of 2 channels,ES-
526.1 > 168.9
9.846e+004



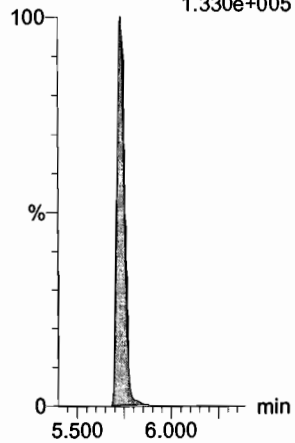
PFH_xDA

F59:MRM of 2 channels,ES-
813.1 > 768.6
6.924e+004



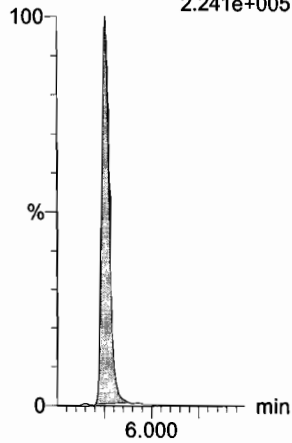
13C2-PFD_oA

F51:MRM of 1 channel,ES-
615.0 > 569.7
1.330e+005



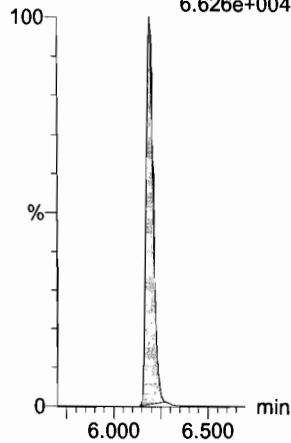
d3-N-MeFOSA

F36:MRM of 1 channel,ES-
515.2 > 168.9
2.241e+005



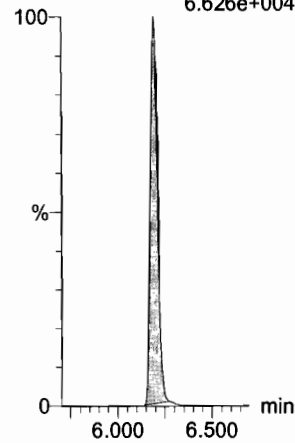
13C2-PFT_eDA

F58:MRM of 2 channels,ES-
714.8 > 669.6
6.626e+004



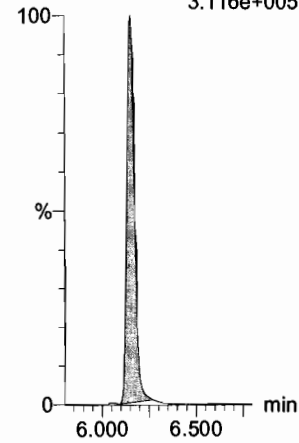
13C2-PFT_eDA

F58:MRM of 2 channels,ES-
714.8 > 669.6
6.626e+004



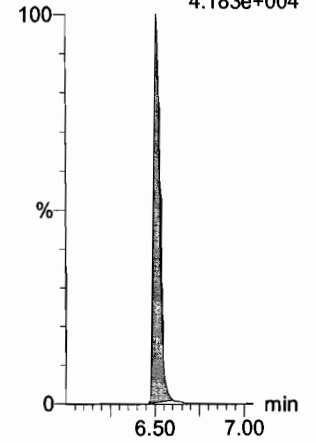
d5-N-ETFOSA

F41:MRM of 1 channel,ES-
531.1 > 168.9
3.116e+005



13C2-PFH_xDA

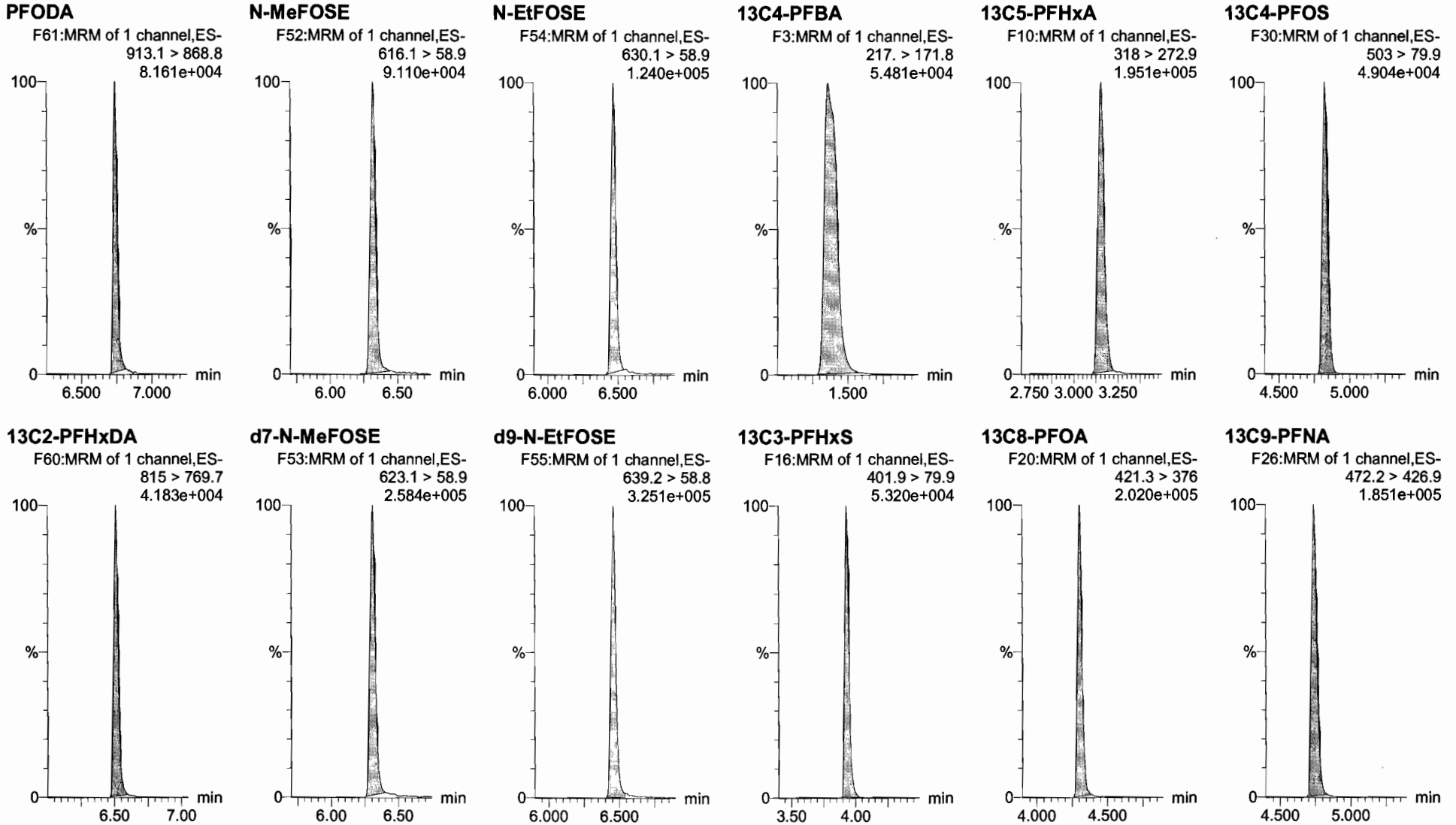
F60:MRM of 1 channel,ES-
815 > 769.7
4.183e+004



Dataset: U:\Q4.PRO\results\180108M2\180108M2-25B.qld

Last Altered: Tuesday, January 09, 2018 14:14:29 Pacific Standard Time
Printed: Tuesday, January 09, 2018 14:14:47 Pacific Standard Time

Name: 180108M2_25, Date: 09-Jan-2018, Time: 05:05:01, ID: ST180108M2-11 PFC CS3 18A0811, Description: ST180108M2-11 PFC CS3 18A0811



Dataset: U:\Q4.PRO\results\180108M2\180108M2-25B.qld

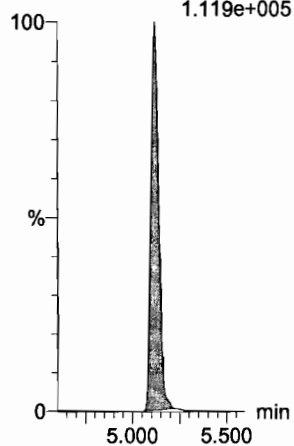
Last Altered: Tuesday, January 09, 2018 14:14:29 Pacific Standard Time

Printed: Tuesday, January 09, 2018 14:14:47 Pacific Standard Time

Name: 180108M2_25, Date: 09-Jan-2018, Time: 05:05:01, ID: ST180108M2-11 PFC CS3 18A0811, Description: ST180108M2-11 PFC CS3 18A0811

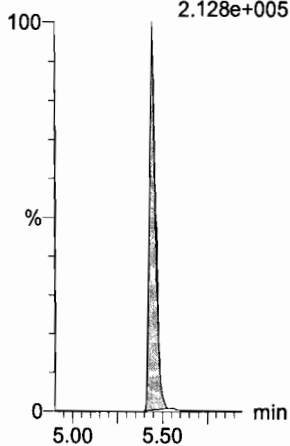
13C6-PFDA

F37:MRM of 1 channel,ES-
519.1 > 473.7
1.119e+005



13C7-PFUdA

F45:MRM of 1 channel,ES-
570.1 > 524.8
2.128e+005



Dataset: U:\Q4.PRO\results\180111M1\180111M1-iis.qld

Last Altered: Saturday, January 13, 2018 10:26:10 Pacific Standard Time

Printed: Saturday, January 13, 2018 10:27:31 Pacific Standard Time

Method: U:\Q4.PRO\MethDB\PFAS_RS-12-29-17.mdb 30 Dec 2017 10:03:31

Calibration: 13 Jan 2018 10:26:10

Name: 170111M1_7, Date: 12-Jan-2018, Time: 00:28:29, ID: ST170111M1-6 PFC CS3 17L1409, Description: PFC CS3 17L1409

	# Name	ID	Area	%Rec	Area Out
1	1 13C4-PFBA	ST170111M1-6 PFC CS3 17L1409	7.64e3	100.0	NO
2	2 13C5-PFHxA	ST170111M1-6 PFC CS3 17L1409	8.95e3	100.0	NO
3	3 13C3-PFHxS	ST170111M1-6 PFC CS3 17L1409	2.31e3	100.0	NO
4	4 13C8-PFOA	ST170111M1-6 PFC CS3 17L1409	8.34e3	100.0	NO
5	5 13C9-PFNA	ST170111M1-6 PFC CS3 17L1409	8.92e3	100.0	NO
6	6 13C4-PFOS	ST170111M1-6 PFC CS3 17L1409	2.32e3	100.0	NO
7	7 13C6-PFDA	ST170111M1-6 PFC CS3 17L1409	4.78e3	100.0	NO
8	8 13C7-PFUDa	ST170111M1-6 PFC CS3 17L1409	8.23e3	100.0	NO

Name: 170111M1_8, Date: 12-Jan-2018, Time: 00:39:42, ID: ST170111M1-7 PFC CS4 17L1410, Description: PFC CS4 17L1410

	# Name	ID	Area	%Rec	Area Out
1	1 13C4-PFBA	ST170111M1-7 PFC CS4 17L1410	7.33e3	96.0	NO
2	2 13C5-PFHxA	ST170111M1-7 PFC CS4 17L1410	8.58e3	95.9	NO
3	3 13C3-PFHxS	ST170111M1-7 PFC CS4 17L1410	2.17e3	93.8	NO
4	4 13C8-PFOA	ST170111M1-7 PFC CS4 17L1410	8.73e3	104.7	NO
5	5 13C9-PFNA	ST170111M1-7 PFC CS4 17L1410	7.06e3	79.2	NO
6	6 13C4-PFOS	ST170111M1-7 PFC CS4 17L1410	1.82e3	78.6	NO
7	7 13C6-PFDA	ST170111M1-7 PFC CS4 17L1410	5.97e3	124.8	NO
8	8 13C7-PFUDa	ST170111M1-7 PFC CS4 17L1410	8.37e3	101.7	NO

Name: 170111M1_9, Date: 12-Jan-2018, Time: 00:51:03, ID: ST170111M1-8 PFC CS5 17L1411, Description: PFC CS5 17L1411

	# Name	ID	Area	%Rec	Area Out
1	1 13C4-PFBA	ST170111M1-8 PFC CS5 17L1411	6.86e3	89.8	NO
2	2 13C5-PFHxA	ST170111M1-8 PFC CS5 17L1411	7.39e3	82.6	NO
3	3 13C3-PFHxS	ST170111M1-8 PFC CS5 17L1411	2.01e3	86.8	NO
4	4 13C8-PFOA	ST170111M1-8 PFC CS5 17L1411	7.60e3	91.1	NO
5	5 13C9-PFNA	ST170111M1-8 PFC CS5 17L1411	8.25e3	92.5	NO
6	6 13C4-PFOS	ST170111M1-8 PFC CS5 17L1411	1.85e3	79.9	NO
7	7 13C6-PFDA	ST170111M1-8 PFC CS5 17L1411	5.11e3	106.8	NO
8	8 13C7-PFUDa	ST170111M1-8 PFC CS5 17L1411	7.12e3	86.5	NO

Name: 170111M1_10, Date: 12-Jan-2018, Time: 01:02:17, ID: ST170111M1-9 PFC CS6 17L1412, Description: PFC CS6 17L1412

	# Name	ID	Area	%Rec	Area Out
1	1 13C4-PFBA	ST170111M1-9 PFC CS6 17L1412	1.80e3	23.6	YES
2	2 13C5-PFHxA	ST170111M1-9 PFC CS6 17L1412	1.93e3	21.6	YES
3	3 13C3-PFHxS	ST170111M1-9 PFC CS6 17L1412	5.46e2	23.6	YES
4	4 13C8-PFOA	ST170111M1-9 PFC CS6 17L1412	1.94e3	23.2	YES
5	5 13C9-PFNA	ST170111M1-9 PFC CS6 17L1412	2.09e3	23.4	YES
6	6 13C4-PFOS	ST170111M1-9 PFC CS6 17L1412	4.89e2	21.1	YES
7	7 13C6-PFDA	ST170111M1-9 PFC CS6 17L1412	1.39e3	29.1	YES
8	8 13C7-PFUDa	ST170111M1-9 PFC CS6 17L1412	1.89e3	23.0	YES

Dataset: U:\Q4.PRO\results\180111M1\180111M1-iis.qld

Last Altered: Saturday, January 13, 2018 10:26:10 Pacific Standard Time

Printed: Saturday, January 13, 2018 10:27:31 Pacific Standard Time

Name: 170111M1_11, Date: 12-Jan-2018, Time: 01:13:28, ID: IPA, Description: IPA

	# Name	ID	Area	%Rec	Area Out
1	1 13C4-PFBA	IPA			NO
2	2 13C5-PFHxA	IPA			NO
3	3 13C3-PFHxS	IPA			NO
4	4 13C8-PFOA	IPA			NO
5	5 13C9-PFNA	IPA			NO
6	6 13C4-PFOS	IPA			NO
7	7 13C6-PFDA	IPA			NO
8	8 13C7-PFUDa	IPA			NO

Name: 170111M1_12, Date: 12-Jan-2018, Time: 01:24:39, ID: ICV170111M1-1 PFC ICV 17L1403, Description: PFC ICV 17L1403

	# Name	ID	Area	%Rec	Area Out
1	1 13C4-PFBA	ICV170111M1-1 PFC ICV 17L1403	6.73e3	88.1	NO
2	2 13C5-PFHxA	ICV170111M1-1 PFC ICV 17L1403	7.53e3	84.2	NO
3	3 13C3-PFHxS	ICV170111M1-1 PFC ICV 17L1403	1.93e3	83.3	NO
4	4 13C8-PFOA	ICV170111M1-1 PFC ICV 17L1403	7.38e3	88.6	NO
5	5 13C9-PFNA	ICV170111M1-1 PFC ICV 17L1403	7.32e3	82.1	NO
6	6 13C4-PFOS	ICV170111M1-1 PFC ICV 17L1403	2.25e3	97.0	NO
7	7 13C6-PFDA	ICV170111M1-1 PFC ICV 17L1403	4.88e3	102.0	NO
8	8 13C7-PFUDa	ICV170111M1-1 PFC ICV 17L1403	6.25e3	75.8	NO

Name: 170111M1_13, Date: 12-Jan-2018, Time: 01:35:49, ID: B7L0028-BS1 OPR 0.125, Description: OPR

	# Name	ID	Area	%Rec	Area Out
1	1 13C4-PFBA	B7L0028-BS1 OPR 0.125	5.49e3	71.9	NO
2	2 13C5-PFHxA	B7L0028-BS1 OPR 0.125	5.65e3	63.1	NO
3	3 13C3-PFHxS	B7L0028-BS1 OPR 0.125	1.81e3	78.1	NO
4	4 13C8-PFOA	B7L0028-BS1 OPR 0.125	5.91e3	70.9	NO
5	5 13C9-PFNA	B7L0028-BS1 OPR 0.125	6.47e3	72.6	NO
6	6 13C4-PFOS	B7L0028-BS1 OPR 0.125	1.98e3	85.6	NO
7	7 13C6-PFDA	B7L0028-BS1 OPR 0.125	5.19e3	108.5	NO
8	8 13C7-PFUDa	B7L0028-BS1 OPR 0.125	7.25e3	88.0	NO

Name: 170111M1_14, Date: 12-Jan-2018, Time: 01:47:00, ID: B7L0028-BSD1 LCSD 0.125, Description: LCSD

	# Name	ID	Area	%Rec	Area Out
1	1 13C4-PFBA	B7L0028-BSD1 LCSD 0.125	4.90e3	64.2	NO
2	2 13C5-PFHxA	B7L0028-BSD1 LCSD 0.125	6.00e3	67.0	NO
3	3 13C3-PFHxS	B7L0028-BSD1 LCSD 0.125	1.83e3	79.1	NO
4	4 13C8-PFOA	B7L0028-BSD1 LCSD 0.125	6.28e3	75.3	NO
5	5 13C9-PFNA	B7L0028-BSD1 LCSD 0.125	6.26e3	70.2	NO
6	6 13C4-PFOS	B7L0028-BSD1 LCSD 0.125	1.73e3	74.7	NO
7	7 13C6-PFDA	B7L0028-BSD1 LCSD 0.125	5.07e3	106.0	NO
8	8 13C7-PFUDa	B7L0028-BSD1 LCSD 0.125	6.42e3	78.0	NO

Dataset: U:\Q4.PRO\results\180111M1\180111M1-iis.qld

Last Altered: Saturday, January 13, 2018 10:26:10 Pacific Standard Time

Printed: Saturday, January 13, 2018 10:27:31 Pacific Standard Time

Name: 170111M1_15, Date: 12-Jan-2018, Time: 01:58:10, ID: IPA, Description: IPA

	# Name	ID	Area	%Rec	Area Out
1	1 13C4-PFBA	IPA			NO
2	2 13C5-PFHxA	IPA			NO
3	3 13C3-PFHxS	IPA			NO
4	4 13C8-PFOA	IPA			NO
5	5 13C9-PFNA	IPA			NO
6	6 13C4-PFOS	IPA			NO
7	7 13C6-PFDA	IPA			NO
8	8 13C7-PFUdA	IPA			NO

Name: 170111M1_16, Date: 12-Jan-2018, Time: 02:09:21, ID: B7L0028-BLK1 Method Blank 0.125, Description: Method Blank

	# Name	ID	Area	%Rec	Area Out
1	1 13C4-PFBA	B7L0028-BLK1 Method Blank 0.125	4.99e3	65.3	NO
2	2 13C5-PFHxA	B7L0028-BLK1 Method Blank 0.125	6.20e3	69.3	NO
3	3 13C3-PFHxS	B7L0028-BLK1 Method Blank 0.125	1.76e3	76.2	NO
4	4 13C8-PFOA	B7L0028-BLK1 Method Blank 0.125	6.23e3	74.8	NO
5	5 13C9-PFNA	B7L0028-BLK1 Method Blank 0.125	6.37e3	71.5	NO
6	6 13C4-PFOS	B7L0028-BLK1 Method Blank 0.125	1.60e3	68.9	NO
7	7 13C6-PFDA	B7L0028-BLK1 Method Blank 0.125	4.13e3	86.4	NO
8	8 13C7-PFUdA	B7L0028-BLK1 Method Blank 0.125	6.94e3	84.3	NO

Name: 170111M1_17, Date: 12-Jan-2018, Time: 02:20:32, ID: 1701828-01@20X IR03-MW042-C1-17D 0.05001, Description: IR03-MW042-C1-17D

	# Name	ID	Area	%Rec	Area Out
1	1 13C4-PFBA	1701828-01@20X IR03-MW042-C1-17...	2.66e2	3.5	YES
2	2 13C5-PFHxA	1701828-01@20X IR03-MW042-C1-17...	3.39e2	3.8	YES
3	3 13C3-PFHxS	1701828-01@20X IR03-MW042-C1-17...	7.74e1	3.3	YES
4	4 13C8-PFOA	1701828-01@20X IR03-MW042-C1-17...	2.37e2	2.8	YES
5	5 13C9-PFNA	1701828-01@20X IR03-MW042-C1-17...	2.98e2	3.3	YES
6	6 13C4-PFOS	1701828-01@20X IR03-MW042-C1-17...	7.40e1	3.2	YES
7	7 13C6-PFDA	1701828-01@20X IR03-MW042-C1-17...	2.44e2	5.1	YES
8	8 13C7-PFUdA	1701828-01@20X IR03-MW042-C1-17...	2.66e2	3.2	YES

Name: 170111M1_18, Date: 12-Jan-2018, Time: 02:31:43, ID: 1701828-03@20X IR03-MW103-C1-17D 0.05003, Description: IR03-MW103-C1-17D

	# Name	ID	Area	%Rec	Area Out
1	1 13C4-PFBA	1701828-03@20X IR03-MW103-C1-17...	2.96e2	3.9	YES
2	2 13C5-PFHxA	1701828-03@20X IR03-MW103-C1-17...	3.14e2	3.5	YES
3	3 13C3-PFHxS	1701828-03@20X IR03-MW103-C1-17...	6.95e1	3.0	YES
4	4 13C8-PFOA	1701828-03@20X IR03-MW103-C1-17...	3.75e2	4.5	YES
5	5 13C9-PFNA	1701828-03@20X IR03-MW103-C1-17...	3.73e2	4.2	YES
6	6 13C4-PFOS	1701828-03@20X IR03-MW103-C1-17...	1.10e2	4.7	YES
7	7 13C6-PFDA	1701828-03@20X IR03-MW103-C1-17...	2.96e2	6.2	YES
8	8 13C7-PFUdA	1701828-03@20X IR03-MW103-C1-17...	3.89e2	4.7	YES

Dataset: U:\Q4.PRO\results\180111M1\180111M1-iis.qld

Last Altered: Saturday, January 13, 2018 10:26:10 Pacific Standard Time

Printed: Saturday, January 13, 2018 10:27:31 Pacific Standard Time

Name: 170111M1_19, Date: 12-Jan-2018, Time: 02:42:53, ID: 1701828-01 IR03-MW042-C1-17D 0.05001, Description: IR03-MW042-C1-17D

	# Name	ID	Area	%Rec	Area Out
1	1 13C4-PFBA	1701828-01 IR03-MW042-C1-17D 0.05...	4.89e3	64.1	NO
2	2 13C5-PFHxA	1701828-01 IR03-MW042-C1-17D 0.05...	6.25e3	69.9	NO
3	3 13C3-PFHxS	1701828-01 IR03-MW042-C1-17D 0.05...	1.62e3	70.0	NO
4	4 13C8-PFOA	1701828-01 IR03-MW042-C1-17D 0.05...	5.58e3	66.9	NO
5	5 13C9-PFNA	1701828-01 IR03-MW042-C1-17D 0.05...	6.00e3	67.2	NO
6	6 13C4-PFOS	1701828-01 IR03-MW042-C1-17D 0.05...	1.20e3	51.8	NO
7	7 13C6-PFDA	1701828-01 IR03-MW042-C1-17D 0.05...	3.96e3	82.8	NO
8	8 13C7-PFUDa	1701828-01 IR03-MW042-C1-17D 0.05...	5.75e3	69.9	NO

Name: 170111M1_20, Date: 12-Jan-2018, Time: 02:54:04, ID: 1701828-03 IR03-MW103-C1-17D 0.05003, Description: IR03-MW103-C1-17D

	# Name	ID	Area	%Rec	Area Out
1	1 13C4-PFBA	1701828-03 IR03-MW103-C1-17D 0.05...	6.13e3	80.2	NO
2	2 13C5-PFHxA	1701828-03 IR03-MW103-C1-17D 0.05...	7.30e3	81.6	NO
3	3 13C3-PFHxS	1701828-03 IR03-MW103-C1-17D 0.05...	1.83e3	79.1	NO
4	4 13C8-PFOA	1701828-03 IR03-MW103-C1-17D 0.05...	6.22e3	74.6	NO
5	5 13C9-PFNA	1701828-03 IR03-MW103-C1-17D 0.05...	6.85e3	76.8	NO
6	6 13C4-PFOS	1701828-03 IR03-MW103-C1-17D 0.05...	1.54e3	66.5	NO
7	7 13C6-PFDA	1701828-03 IR03-MW103-C1-17D 0.05...	4.39e3	91.8	NO
8	8 13C7-PFUDa	1701828-03 IR03-MW103-C1-17D 0.05...	5.29e3	64.3	NO

Name: 170111M1_21, Date: 12-Jan-2018, Time: 03:05:14, ID: IPA, Description: IPA

	# Name	ID	Area	%Rec	Area Out
1	1 13C4-PFBA	IPA			NO
2	2 13C5-PFHxA	IPA			NO
3	3 13C3-PFHxS	IPA			NO
4	4 13C8-PFOA	IPA			NO
5	5 13C9-PFNA	IPA			NO
6	6 13C4-PFOS	IPA			NO
7	7 13C6-PFDA	IPA			NO
8	8 13C7-PFUDa	IPA			NO

Name: 170111M1_22, Date: 12-Jan-2018, Time: 03:16:25, ID: ST170111M1-10 PFC CS3 17L1409, Description: PFC CS3 17L1409

	# Name	ID	Area	%Rec	Area Out
1	1 13C4-PFBA	ST170111M1-10 PFC CS3 17L1409	9.13e3	119.5	NO
2	2 13C5-PFHxA	ST170111M1-10 PFC CS3 17L1409	1.00e4	111.9	NO
3	3 13C3-PFHxS	ST170111M1-10 PFC CS3 17L1409	2.82e3	121.8	NO
4	4 13C8-PFOA	ST170111M1-10 PFC CS3 17L1409	9.47e3	113.6	NO
5	5 13C9-PFNA	ST170111M1-10 PFC CS3 17L1409	1.05e4	117.5	NO
6	6 13C4-PFOS	ST170111M1-10 PFC CS3 17L1409	2.51e3	108.1	NO
7	7 13C6-PFDA	ST170111M1-10 PFC CS3 17L1409	6.42e3	134.2	NO
8	8 13C7-PFUDa	ST170111M1-10 PFC CS3 17L1409	8.05e3	97.8	NO

Dataset: U:\Q4.PRO\results\180111M2\180111M2-2.qld

Last Altered: Saturday, January 13, 2018 11:17:02 Pacific Standard Time

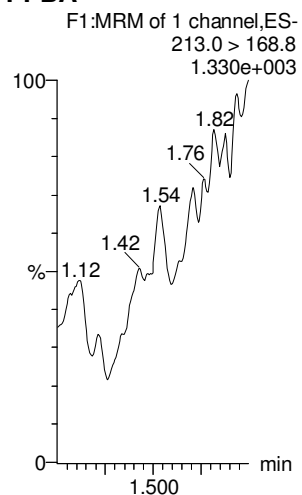
Printed: Saturday, January 13, 2018 11:17:57 Pacific Standard Time

Method: U:\Q4.PRO\MethDB\PFAS_FULL_80C_010818C.mdb 11 Jan 2018 15:33:36

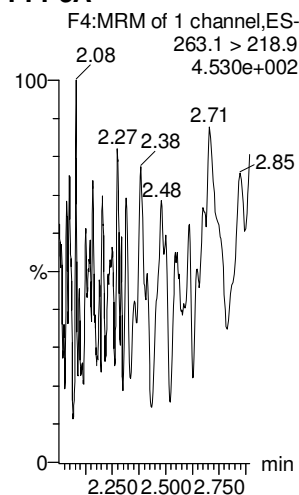
Calibration: U:\Q4.PRO\CurveDB\C18_VAL-PFAS_Q4_01-10-18-FULL-M3.cdb 11 Jan 2018 14:26:30

Name: 180111M2_2, Date: 12-Jan-2018, Time: 03:49:59, ID: IPA, Description: IPA

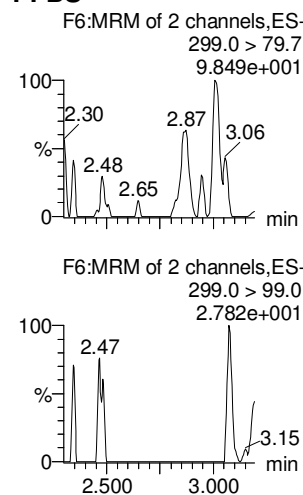
PFBA



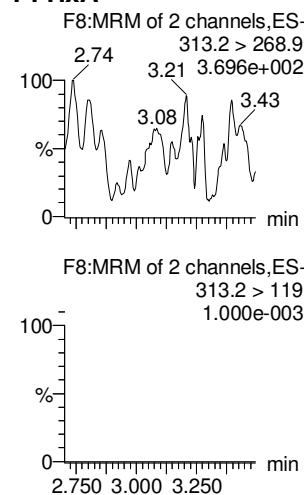
PFPeA



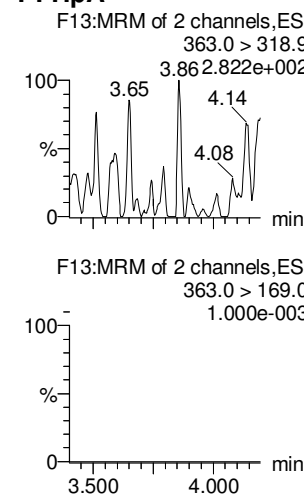
PFBS



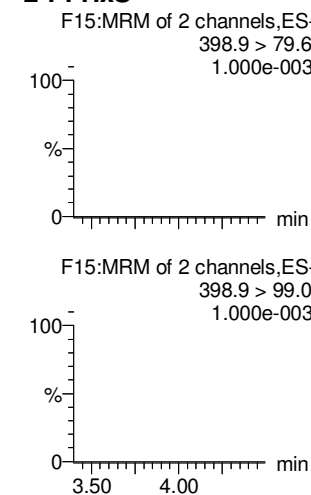
PFHxA



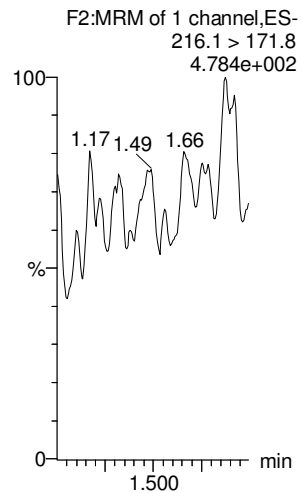
PFHpA



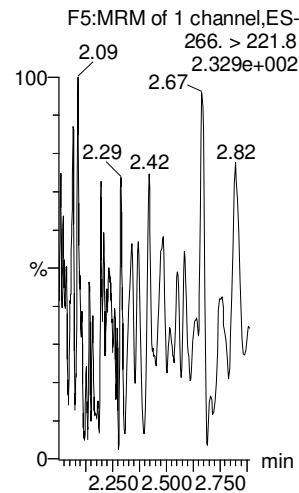
L-PFHxS



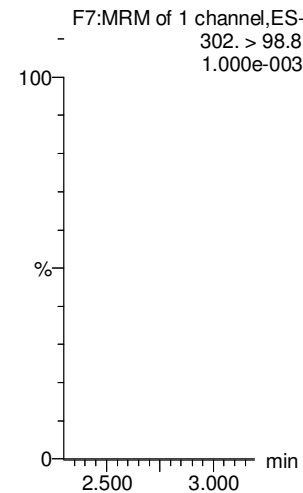
13C3-PFBA




13C3-PFPeA



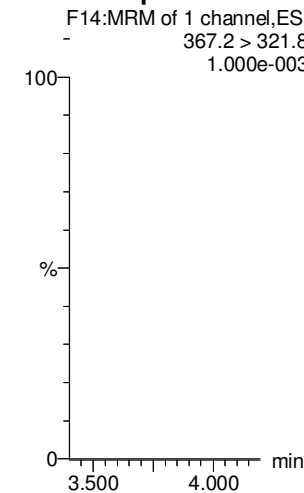
13C3-PFBS



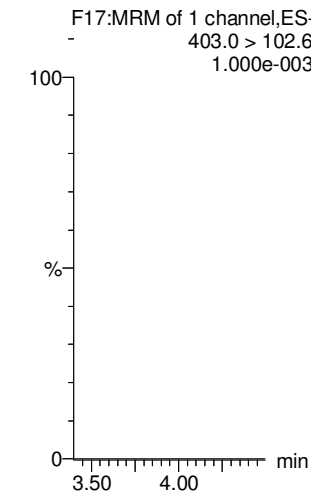
13C2-PFHxA



13C4-PFHpA



18O2-PFHxS



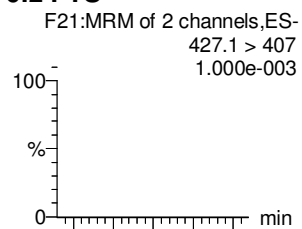
Dataset: U:\Q4.PRO\results\180111M2\180111M2-2.qld

Last Altered: Saturday, January 13, 2018 11:17:02 Pacific Standard Time

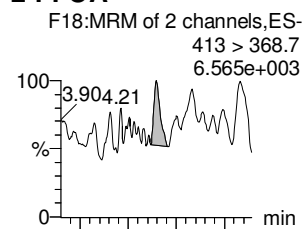
Printed: Saturday, January 13, 2018 11:17:57 Pacific Standard Time

Name: 180111M2_2, Date: 12-Jan-2018, Time: 03:49:59, ID: IPA, Description: IPA

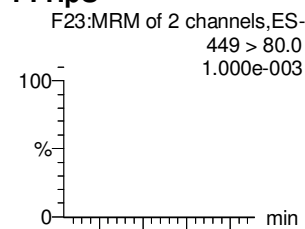
6:2 FTS



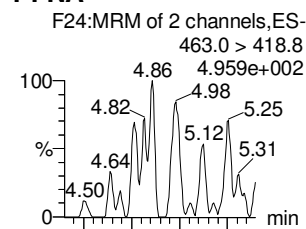
L-PFOA



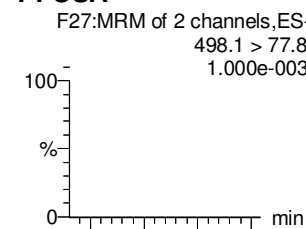
PFHpS



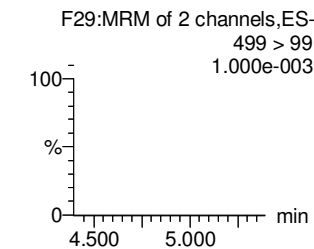
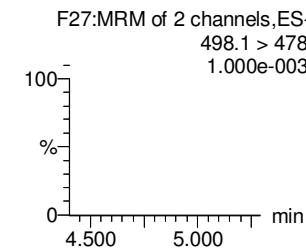
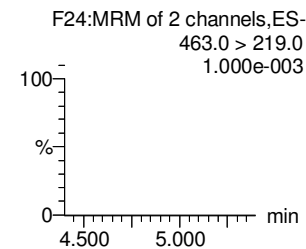
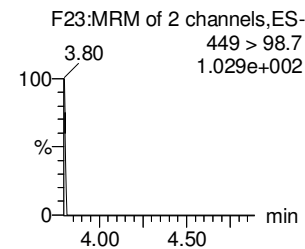
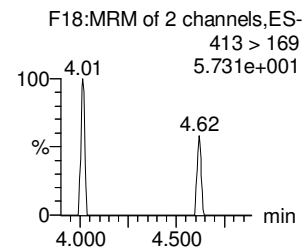
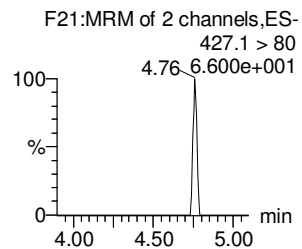
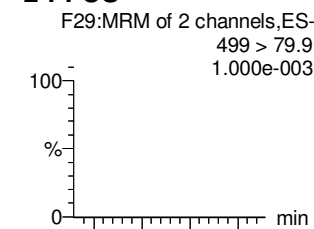
PFNA



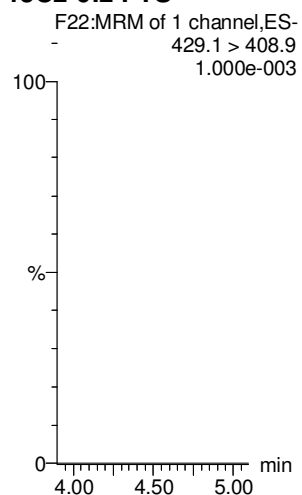
PFOSA



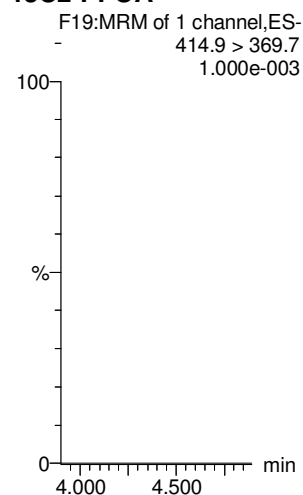
L-PFOS



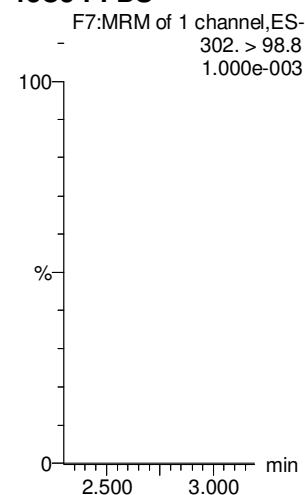
13C2-6:2 FTS



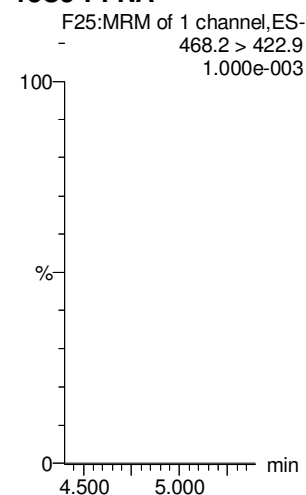
13C2-PFOA



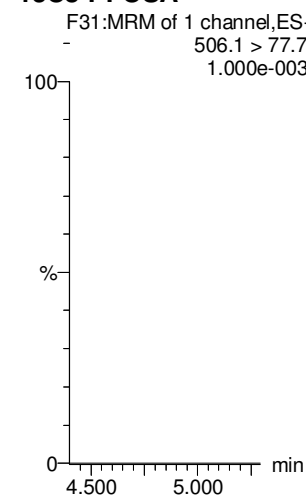
13C3-PFBS



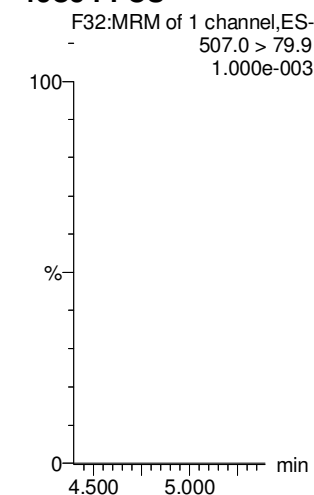
13C5-PFNA



13C8-PFOSA



13C8-PFOS



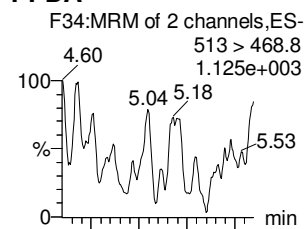
Dataset: U:\Q4.PRO\results\180111M2\180111M2-2.qld

Last Altered: Saturday, January 13, 2018 11:17:02 Pacific Standard Time

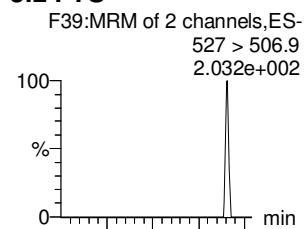
Printed: Saturday, January 13, 2018 11:17:57 Pacific Standard Time

Name: 180111M2_2, Date: 12-Jan-2018, Time: 03:49:59, ID: IPA, Description: IPA

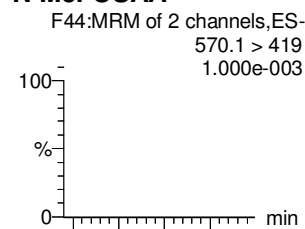
PFDA



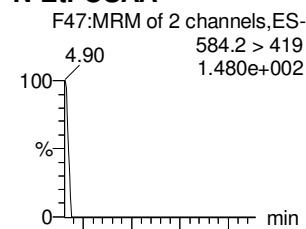
8:2 FTS



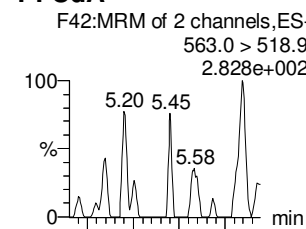
N-MeFOSAA



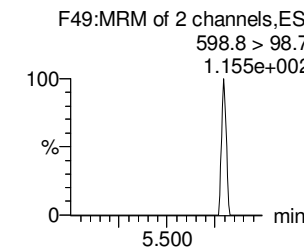
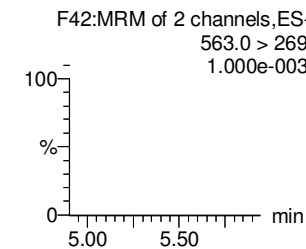
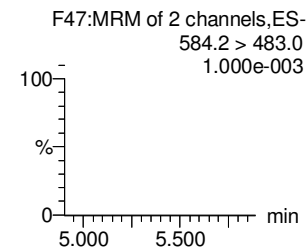
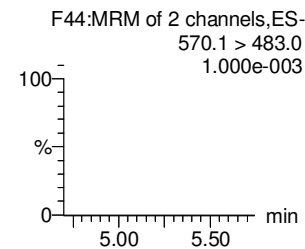
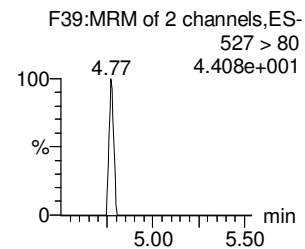
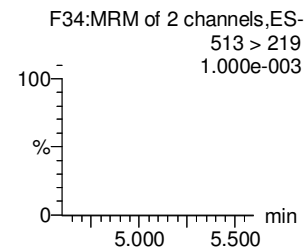
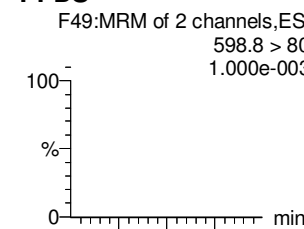
N-EtFOSAA



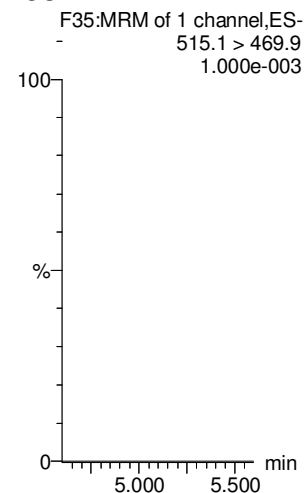
PFUdA



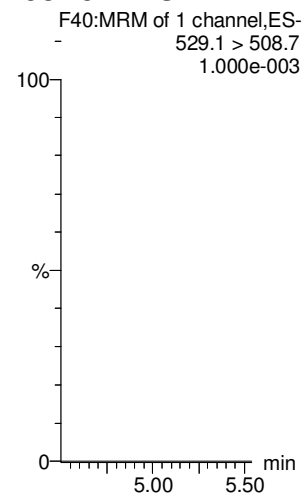
PFDS



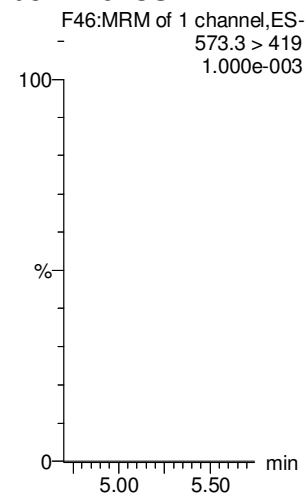
13C2-PFDA



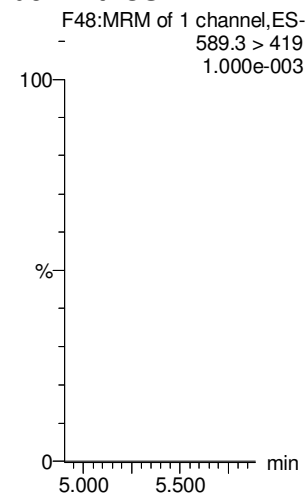
13C2-8:2 FTS



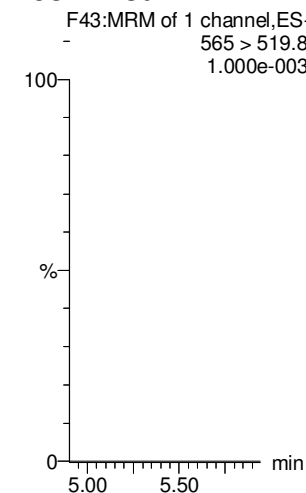
d3-N-MeFOSAA



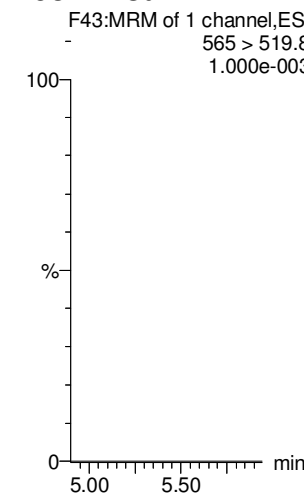
d5-N-EtFOSAA



13C2-PFUdA



13C2-PFUdA



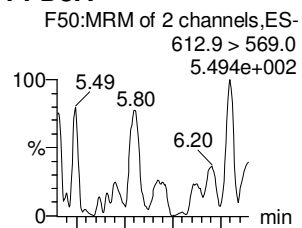
Dataset: U:\Q4.PRO\results\180111M2\180111M2-2.qld

Last Altered: Saturday, January 13, 2018 11:17:02 Pacific Standard Time

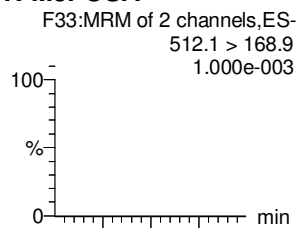
Printed: Saturday, January 13, 2018 11:17:57 Pacific Standard Time

Name: 180111M2_2, Date: 12-Jan-2018, Time: 03:49:59, ID: IPA, Description: IPA

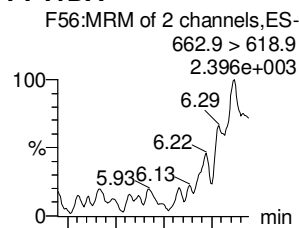
PFDoA



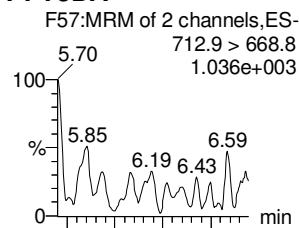
N-MeFOSA



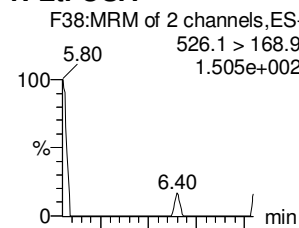
PFTrDA



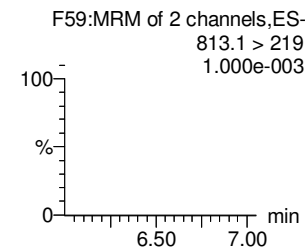
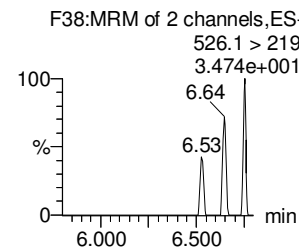
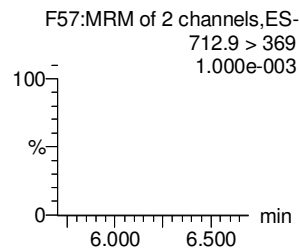
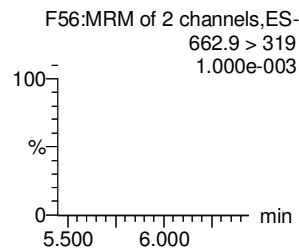
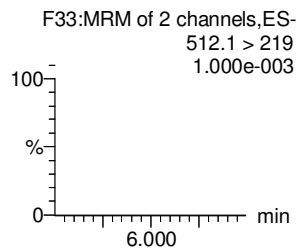
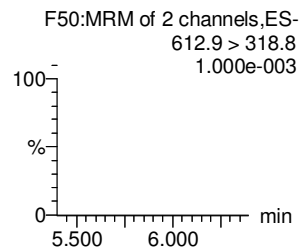
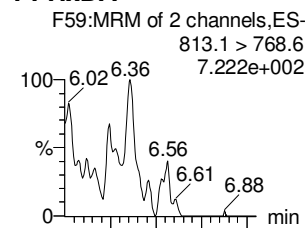
PFTeDA



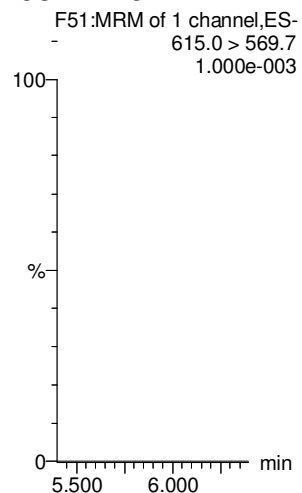
N-EtFOSA



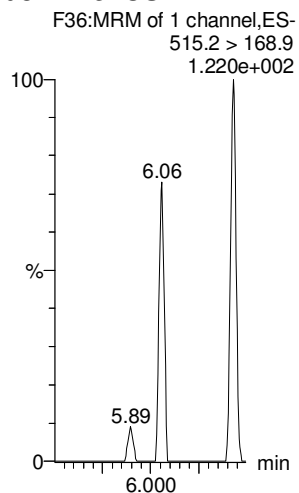
PFHxDA



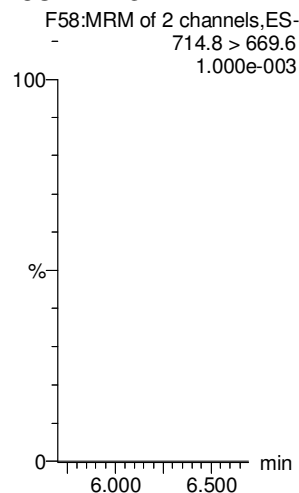
13C2-PFDoA



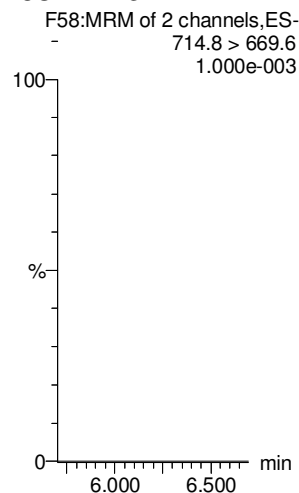
d3-N-MeFOSA



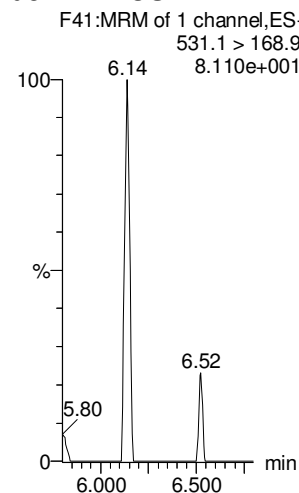
13C2-PFTeDA



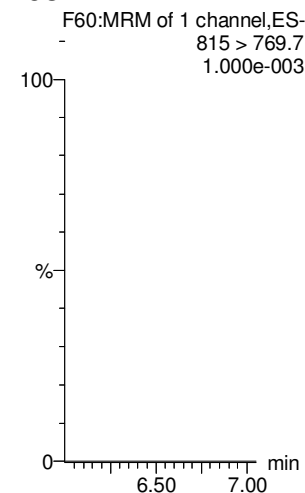
13C2-PFTeDA



d5-N-ETFOSA



13C2-PFHxDA



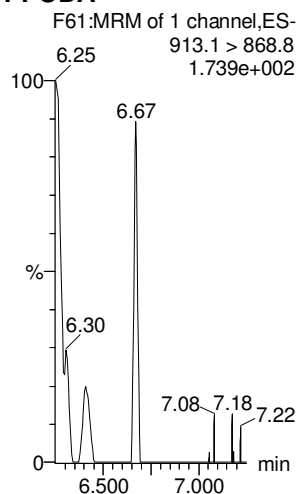
Dataset: U:\Q4.PRO\results\180111M2\180111M2-2.qld

Last Altered: Saturday, January 13, 2018 11:17:02 Pacific Standard Time

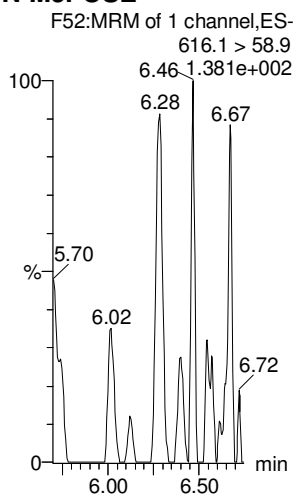
Printed: Saturday, January 13, 2018 11:17:57 Pacific Standard Time

Name: 180111M2_2, Date: 12-Jan-2018, Time: 03:49:59, ID: IPA, Description: IPA

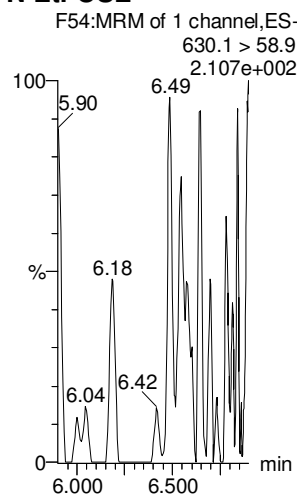
PFODA



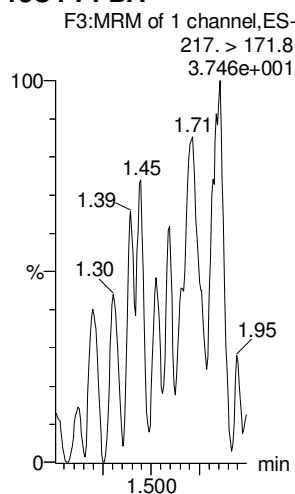
N-MeFOSE



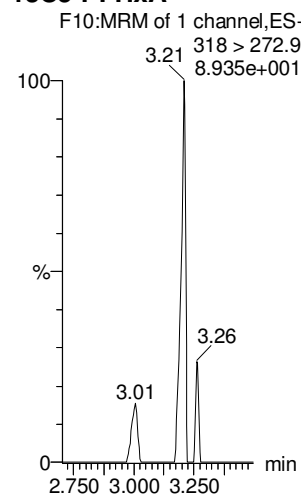
N-EtFOSE



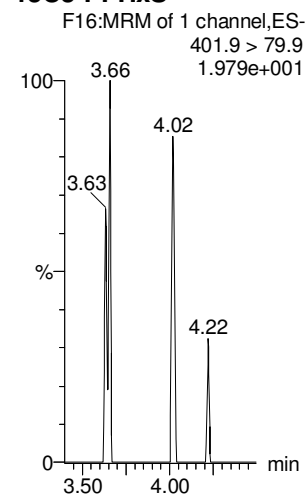
13C4-PFBA



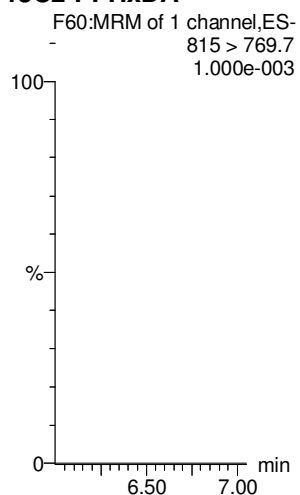
13C5-PFHxA



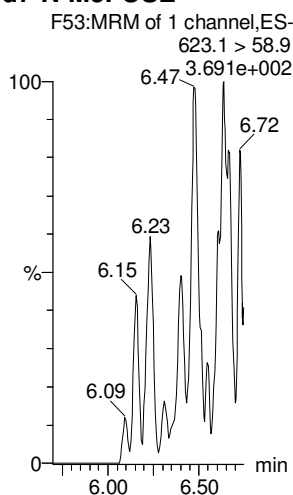
13C3-PFHxS



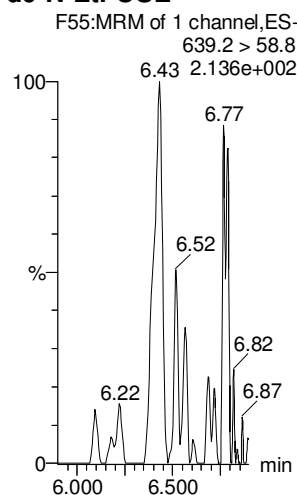
13C2-PFHxDA



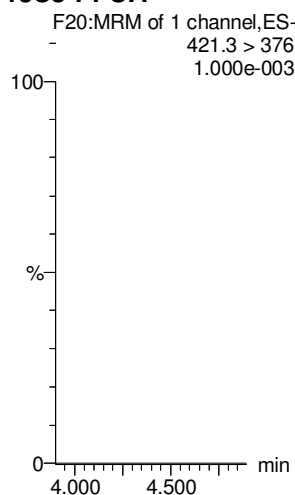
d7-N-MeFOSE



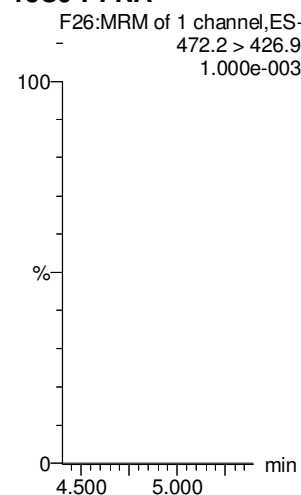
d9-N-EtFOSE



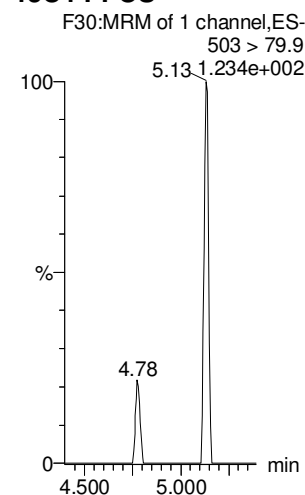
13C8-PFOA



13C9-PFNA



13C4-PFOS



Dataset: U:\Q4.PRO\results\180111M2\180111M2-2.qld

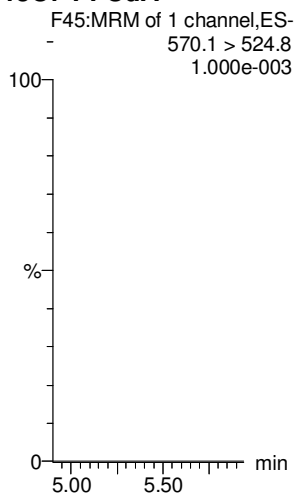
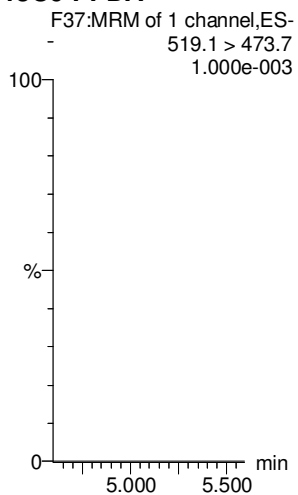
Last Altered: Saturday, January 13, 2018 11:17:02 Pacific Standard Time

Printed: Saturday, January 13, 2018 11:17:57 Pacific Standard Time

Name: 180111M2_2, Date: 12-Jan-2018, Time: 03:49:59, ID: IPA, Description: IPA

13C6-PFDA

13C7-PFUdA



Dataset: U:\Q4.PRO\results\180111M1\180111M1-22.qld

Last Altered: Monday, January 15, 2018 08:50:40 Pacific Standard Time
Printed: Monday, January 15, 2018 08:52:48 Pacific Standard Time

Method: U:\Q4.PRO\MethDB\PFAS_FULL_80C_010818C.mdb 11 Jan 2018 15:33:36
Calibration: U:\Q4.PRO\CurveDB\C18_VAL-PFAS_Q4_01-11-18-L14.cdb 15 Jan 2018 08:38:18

AC
1/15/18
v JA
01/15/2018

Name: 180111M1_22, Date: 12-Jan-2018, Time: 03:16:25, ID: ST170111M1-10 PFC CS3 17L1409, Description: PFC CS3 17L1409

#	Name	Trace	Area	IS Area	Wt./Vol.	RRF	Pred.RT	RT	y Axis Resp.	Conc.	%Rec
1	3 PFBS	299.0 > 79.7	2.03e3	1.46e3	1.00		2.66	2.59	17.4	9.9901	99.9
2	4 PFHxA	313.2 > 268.9	1.07e4	3.44e3	1.00		3.15	3.08	15.5	10.4570	104.6
3	5 PFHpA	363.0 > 318.9	8.80e3	9.00e3	1.00		3.78	3.70	12.2	9.2850	92.9
4	6 L-PFHxS	398.9 > 79.6	1.53e3	1.16e3	1.00		3.94	3.86	16.5	10.6497	106.5
5	9 L-PFOA	413 > 368.7	1.02e4	1.27e4	1.00		4.31	4.22	10.1	10.2382	102.4
6	12 PFNA	463.0 > 418.8	1.04e4	1.21e4	1.00		4.81	4.66	10.7	9.5599	95.6
7	14 L-PFOS	499 > 79.9	2.59e3	3.15e3	1.00		4.75	4.75	10.3	11.3208	113.2
8	16 PFDA	513 > 468.8	9.14e3	9.30e3	1.00		5.18	5.04	12.3	9.7492	97.5
9	18 N-MeFOSAA	570.1 > 419	4.43e3	4.10e3	1.00		5.32	5.19	13.5	8.9339	89.3
10	19 N-EtFOSAA	584.2 > 419	4.44e3	4.49e3	1.00		5.48	5.34	12.4	10.1231	101.2
11	20 PFUdA	563.0 > 518.9	1.03e4	1.09e4	1.00		5.50	5.36	11.8	11.5174	115.2
12	22 PFDoA	612.9 > 569.0	1.01e4	6.84e3	1.00		5.77	5.64	18.4	8.7057	87.1

70-130
↓

Dataset: U:\Q4.PRO\results\180111M1\180111M1-22.qld

Last Altered: Monday, January 15, 2018 08:50:40 Pacific Standard Time
Printed: Monday, January 15, 2018 08:53:42 Pacific Standard Time

Method: U:\Q4.PRO\MethDB\PFAS_FULL_80C_010818C.mdb 11 Jan 2018 15:33:36
Calibration: U:\Q4.PRO\CurveDB\C18_VAL-PFAS_Q4_01-11-18-L14.cdb 15 Jan 2018 08:38:18

Name: 180111M1_22, Date: 12-Jan-2018, Time: 03:16:25, ID: ST170111M1-10 PFC CS3 17L1409, Description: PFC CS3 17L1409

#	Name	Trace	Area	IS Area	Wt./Vol.	RRF	Pred.RT	RT	y Axis Resp.	Conc.	%Rec	
1	24	PFTrDA	662.9 > 618.9	1.09e4	6.84e3	1.00		6.00	5.89	19.9	9.6527	96.5
2	25	PFTeDA	712.9 > 668.8	5.83e3	2.75e3	1.00		6.22	6.11	26.5	9.8386	98.4
3	33	13C3-PFBS	302. > 98.8	1.46e3	1.00e4	1.00	0.139	2.77	2.59	1.82	13.1042	104.8
4	34	13C2-PFHxA	315 > 269.8	3.44e3	1.00e4	1.00	0.837	3.15	3.08	4.30	5.1325	102.7
5	35	13C4-PFHpA	367.2 > 321.8	9.00e3	1.00e4	1.00	0.835	3.78	3.70	11.2	13.4612	107.7
6	36	18O2-PFHxS	403.0 > 102.6	1.16e3	2.82e3	1.00	0.438	3.94	3.85	5.16	11.7998	94.4
7	37	13C2-6:2 FTS	429.1 > 408.9	2.35e3	9.48e3	1.00	0.265	4.25	4.17	3.09	11.6898	93.5
8	38	13C2-PFOA	414.9 > 369.7	1.27e4	9.48e3	1.00	1.253	4.31	4.22	16.7	13.3228	106.6
9	39	13C5-PFNA	468.2 > 422.9	1.21e4	1.05e4	1.00	1.171	4.81	4.66	14.5	12.3481	98.8
10	40	13C8-PFOSA	506.1 > 77.7	2.71e3	8.05e3	1.00	0.331	4.87	4.72	4.20	12.6992	101.6
11	41	13C8-PFOS	507.0 > 79.9	3.15e3	2.51e3	1.00	1.179	4.89	4.74	15.7	13.3320	106.7
12	42	13C2-PFDA	515.1 > 469.9	9.30e3	6.42e3	1.00	1.480	5.18	5.04	18.1	12.2428	97.9
13	43	13C2-8:2 FTS	529.1 > 508.7	9.77e2	1.00e4	1.00	0.115	5.15	5.00	1.22	10.6448	85.2
14	44	d3-N-MeFOSAA	573.3 > 419	4.10e3	8.05e3	1.00	0.459	5.32	5.18	6.37	13.8673	110.9
15	45	d5-N-EtFOSAA	589.3 > 419	4.49e3	8.05e3	1.00	0.544	5.47	5.34	6.96	12.8122	102.5
16	46	13C2-PFUdA	565 > 519.8	1.09e4	8.05e3	1.00	1.192	5.49	5.36	16.8	14.1374	113.1
17	47	13C2-PFDoA	615.0 > 569.7	6.84e3	8.05e3	1.00	0.734	5.77	5.64	10.6	14.4581	115.7
18	49	13C2-PFTeDA	714.8 > 669.6	2.75e3	8.05e3	1.00	0.344	6.22	6.11	4.27	12.4058	99.2
19	55	13C5-PFHxA	318 > 272.9	1.00e4	1.00e4	1.00	1.000	3.15	3.08	12.5	12.5000	100.0
20	56	13C3-PFHxS	401.9 > 79.9	2.82e3	2.82e3	1.00	1.000	4.02	3.86	12.5	12.5000	100.0
21	57	13C8-PFOA	421.3 > 376	9.48e3	9.48e3	1.00	1.000	4.38	4.22	12.5	12.5000	100.0
22	58	13C9-PFNA	472.2 > 426.9	1.05e4	1.05e4	1.00	1.000	4.81	4.66	12.5	12.5000	100.0
23	59	13C4-PFOS	503 > 79.9	2.51e3	2.51e3	1.00	1.000	4.89	4.75	12.5	12.5000	100.0
24	60	13C6-PFDA	519.1 > 473.7	6.42e3	6.42e3	1.00	1.000	5.18	5.04	12.5	12.5000	100.0
25	61	13C7-PFUdA	570.1 > 524.8	8.05e3	8.05e3	1.00	1.000	5.49	5.36	12.5	12.5000	100.0
26	62	Total PFHxS	398.9 > 79.6	1.53e3	1.16e3	1.00		4.14		16.5	10.6497	
27	63	Total PFOA	413 > 368.7	1.02e4	1.27e4	1.00		4.51		10.1	10.2382	
28	64	Total PFOS	499 > 79.9	2.59e3	3.15e3	1.00		4.75		10.3	11.3208	
29	65	Total N-MeFOSAA	570.1 > 419	4.43e3	4.10e3	1.00		5.45		13.5	8.9339	
30	66	Total N-EtFOSAA	584.2 > 419	4.44e3	4.49e3	1.00		5.61		12.4	10.1231	

70-130
↓

Dataset: Untitled

Last Altered: Saturday, January 13, 2018 12:17:42 Pacific Standard Time

Printed: Saturday, January 13, 2018 12:19:17 Pacific Standard Time

Method: U:\Q4.PROMethDB\PFAS_FULL_80C_010818C.mdb 11 Jan 2018 15:33:36

Calibration: 13 Jan 2018 12:17:42

Compound name: PFBA

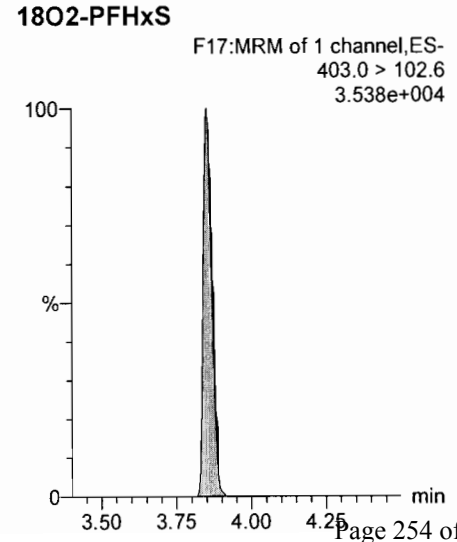
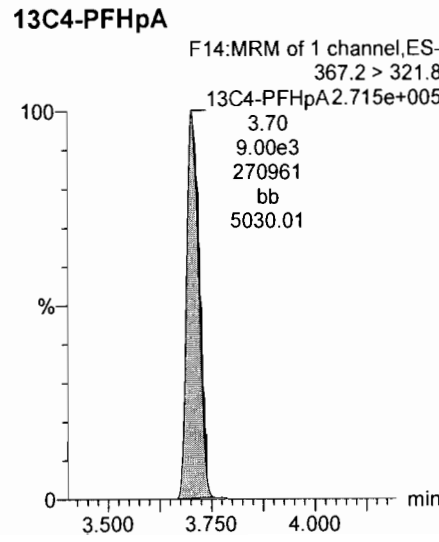
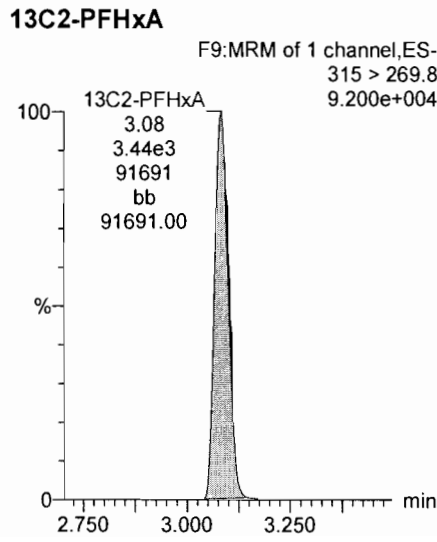
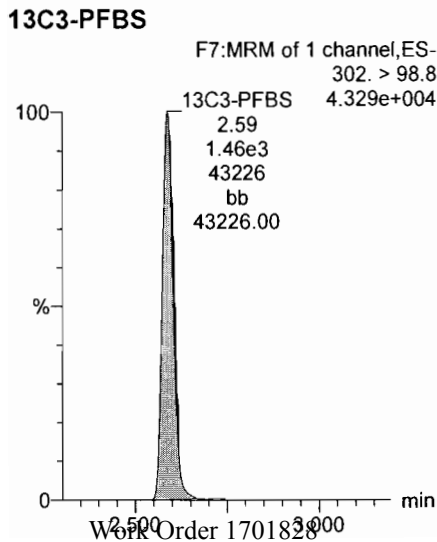
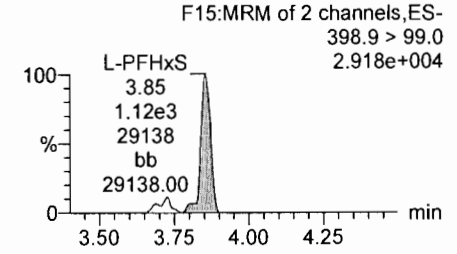
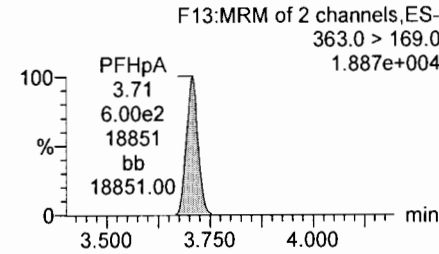
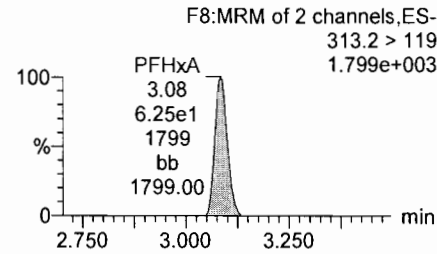
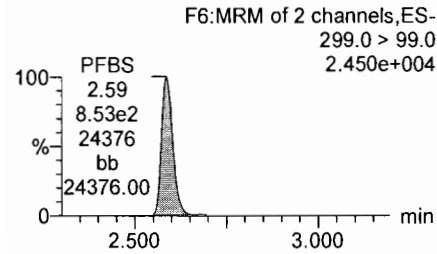
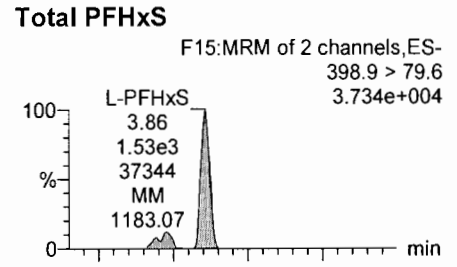
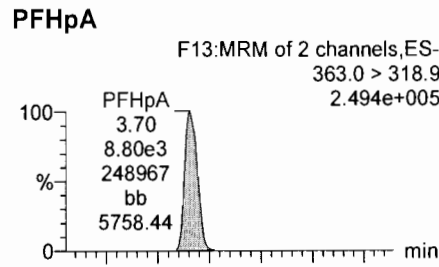
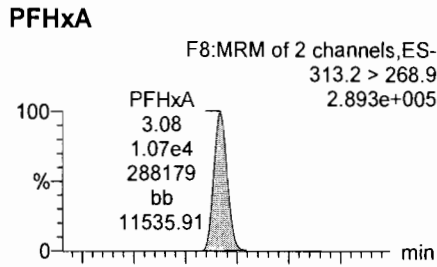
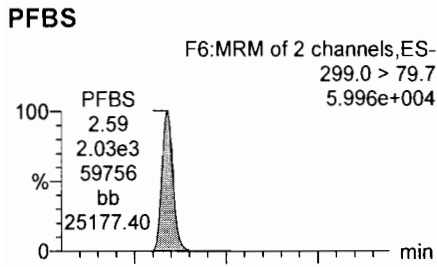
	Name	ID	Acq.Date	Acq.Time
1	180111M1_1	IPA	11-Jan-18	23:21:27
2	180111M1_2	ST170111M1-1 PFC CS-2 17L1404	11-Jan-18	23:32:35
3	180111M1_3	ST170111M1-2 PFC CS-1 17L1405	11-Jan-18	23:43:46
4	180111M1_4	ST170111M1-3 PFC CS0 17L1406	11-Jan-18	23:54:57
5	180111M1_5	ST170111M1-4 PFC CS1 17L1407	12-Jan-18	00:06:08
6	180111M1_6	ST170111M1-5 PFC CS2 17L1408	12-Jan-18	00:17:18
7	180111M1_7	ST170111M1-6 PFC CS3 17L1409	12-Jan-18	00:28:29
8	180111M1_8	ST170111M1-7 PFC CS4 17L1410	12-Jan-18	00:39:42
9	180111M1_9	ST170111M1-8 PFC CS5 17L1411	12-Jan-18	00:51:03
10	180111M1_10	ST170111M1-9 PFC CS6 17L1412	12-Jan-18	01:02:17
11	180111M1_11	IPA	12-Jan-18	01:13:28
12	180111M1_12	ICV170111M1-1 PFC ICV 17L1403	12-Jan-18	01:24:39
13	180111M1_13	B7L0028-BS1 OPR 0.125	12-Jan-18	01:35:49
14	180111M1_14	B7L0028-BSD1 LCSD 0.125	12-Jan-18	01:47:00
15	180111M1_15	IPA	12-Jan-18	01:58:10
16	180111M1_16	B7L0028-BLK1 Method Blank 0.125	12-Jan-18	02:09:21
17	180111M1_17	1701828-01@20X IR03-MW042-C1-17D 0.05...	12-Jan-18	02:20:32
18	180111M1_18	1701828-03@20X IR03-MW103-C1-17D 0.05...	12-Jan-18	02:31:43
19	180111M1_19	1701828-01 IR03-MW042-C1-17D 0.05001	12-Jan-18	02:42:53
20	180111M1_20	1701828-03 IR03-MW103-C1-17D 0.05003	12-Jan-18	02:54:04
21	180111M1_21	IPA	12-Jan-18	03:05:14
22	180111M1_22	ST170111M1-10 PFC CS3 17L1409	12-Jan-18	03:16:25
23	180111M1_23	IPA	12-Jan-18	03:27:36

Dataset: U:\Q4.PRO\results\180111M1\180111M1-22.qld

Last Altered: Monday, January 15, 2018 08:50:40 Pacific Standard Time
Printed: Monday, January 15, 2018 08:51:00 Pacific Standard Time

Method: U:\Q4.PRO\MethDB\PFAS_FULL_80C_010818C.mdb 11 Jan 2018 15:33:36
Calibration: U:\Q4.PRO\CurveDB\C18_VAL-PFAS_Q4_01-11-18-L14.cdb 15 Jan 2018 08:38:18

Name: 180111M1_22, Date: 12-Jan-2018, Time: 03:16:25, ID: ST170111M1-10 PFC CS3 17L1409, Description: PFC CS3 17L1409



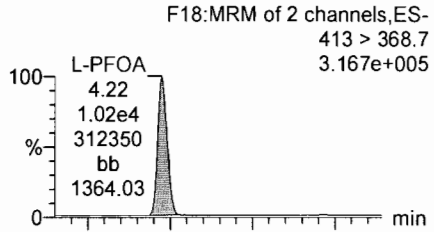
Dataset: U:\Q4.PRO\results\180111M1\180111M1-22.qld

Last Altered: Monday, January 15, 2018 08:50:40 Pacific Standard Time

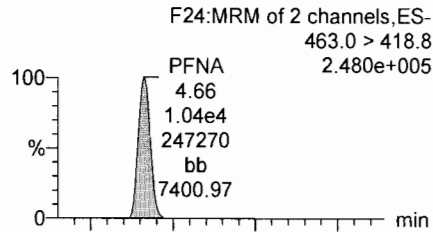
Printed: Monday, January 15, 2018 08:51:00 Pacific Standard Time

Name: 180111M1_22, Date: 12-Jan-2018, Time: 03:16:25, ID: ST170111M1-10 PFC CS3 17L1409, Description: PFC CS3 17L1409

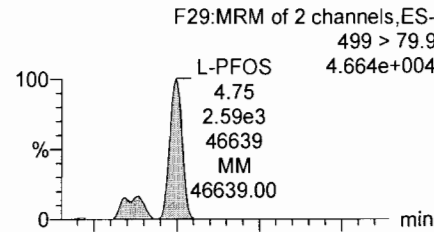
Total PFOA



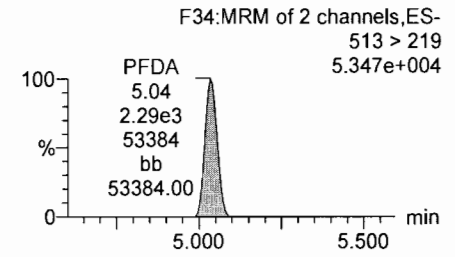
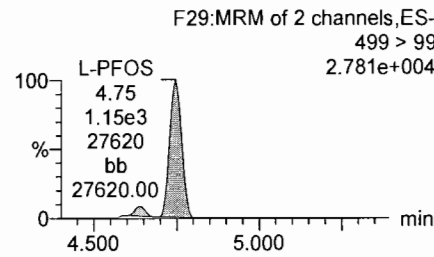
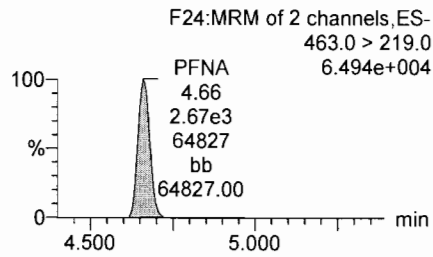
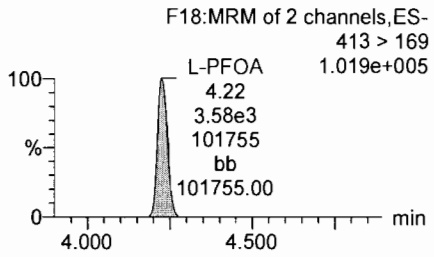
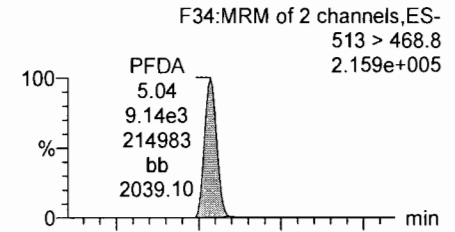
PFNA



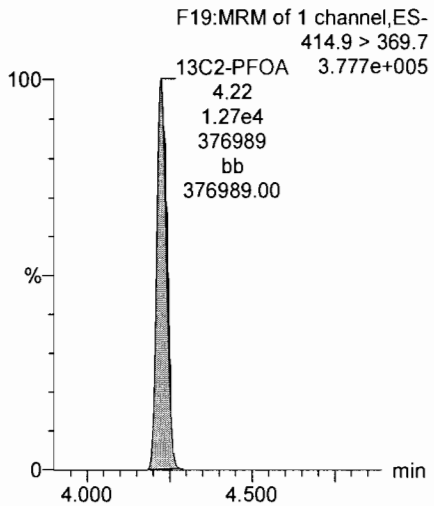
Total PFOS



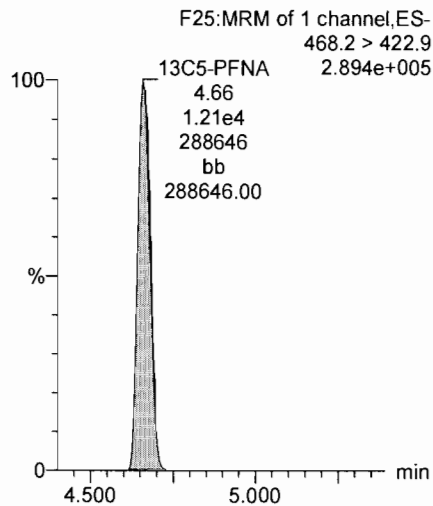
PFDA



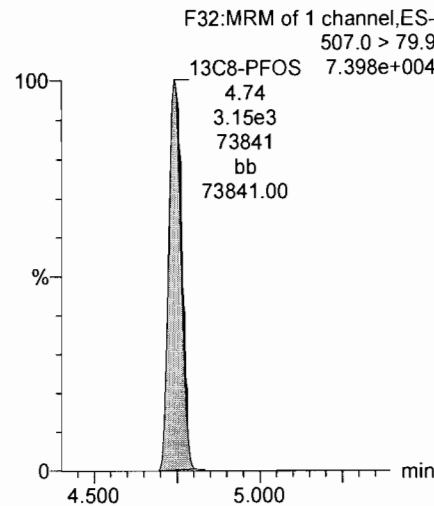
13C2-PFOA



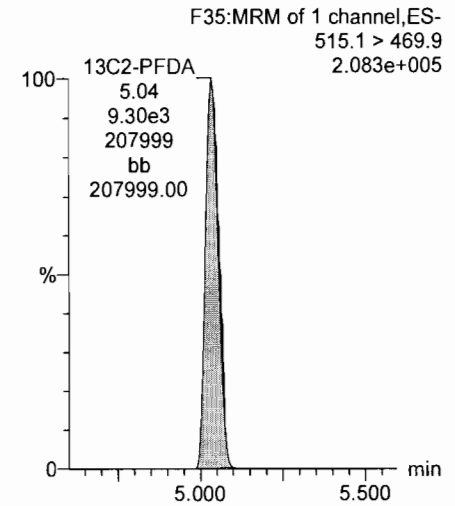
13C5-PFNA



13C8-PFOS



13C2-PFDA



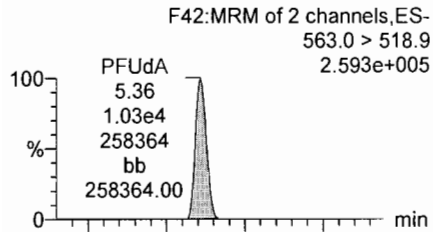
Dataset: U:\Q4.PRO\results\180111M1\180111M1-22.qld

Last Altered: Monday, January 15, 2018 08:50:40 Pacific Standard Time

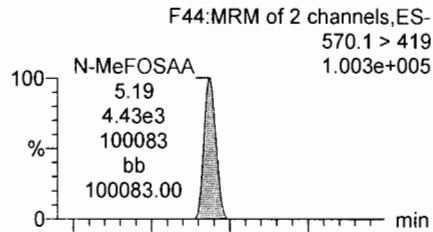
Printed: Monday, January 15, 2018 08:51:00 Pacific Standard Time

Name: 180111M1_22, Date: 12-Jan-2018, Time: 03:16:25, ID: ST170111M1-10 PFC CS3 17L1409, Description: PFC CS3 17L1409

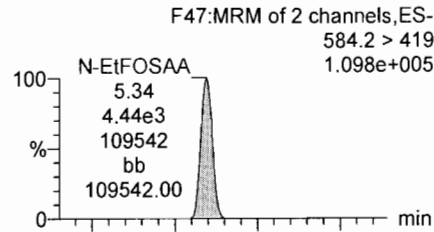
PFUdA



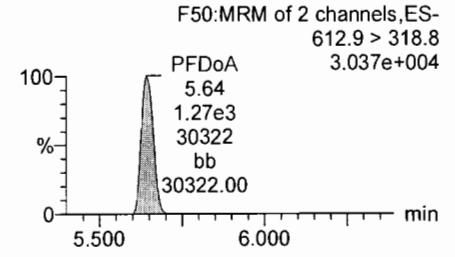
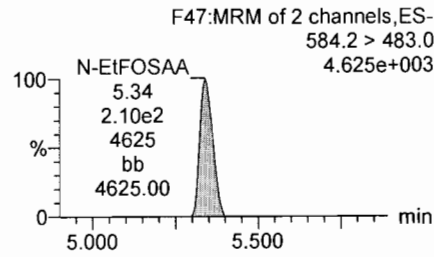
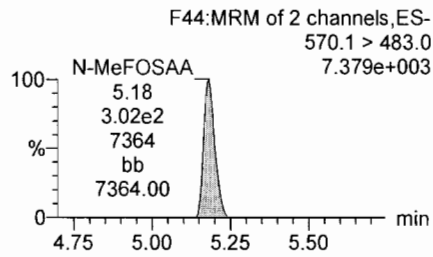
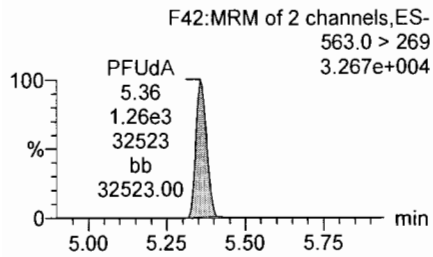
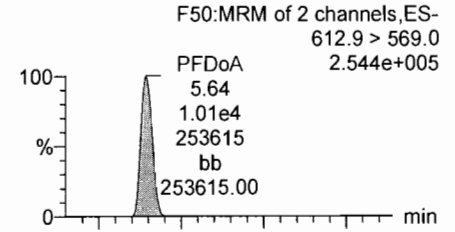
N-MeFOSAA



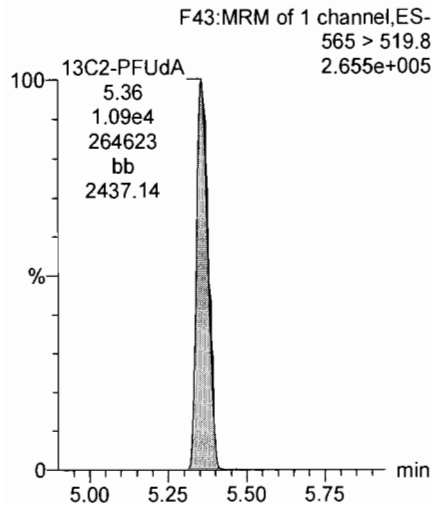
N-EtFOSAA



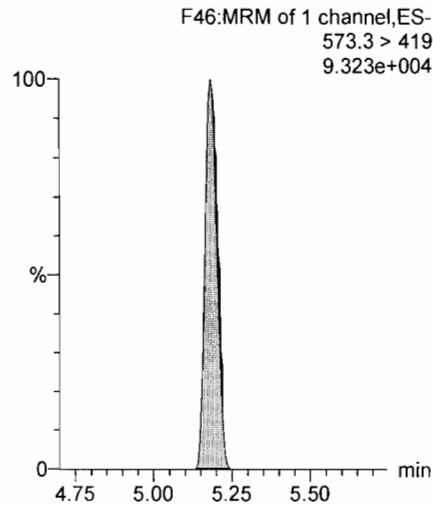
PFDoA



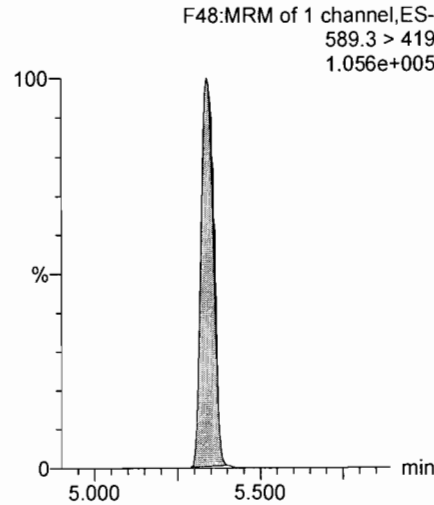
13C2-PFUdA



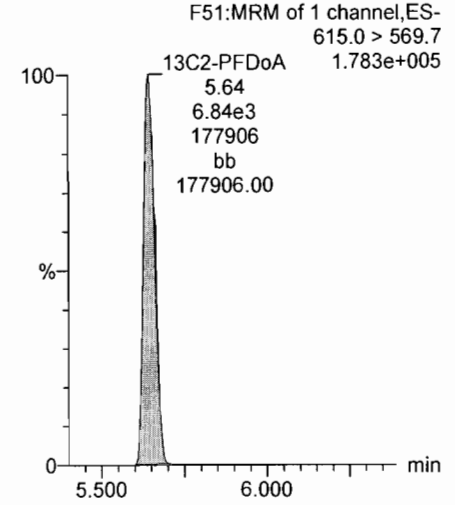
d3-N-MeFOSAA



d5-N-EtFOSAA



13C2-PFDoA



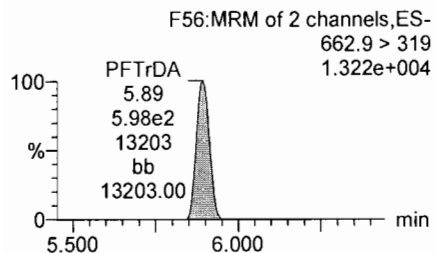
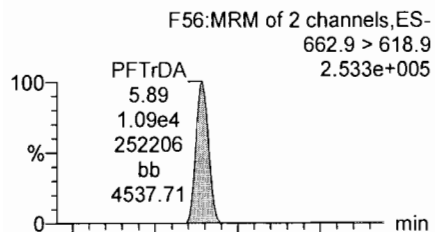
Dataset: U:\Q4.PRO\results\180111M1\180111M1-22.qld

Last Altered: Monday, January 15, 2018 08:50:40 Pacific Standard Time

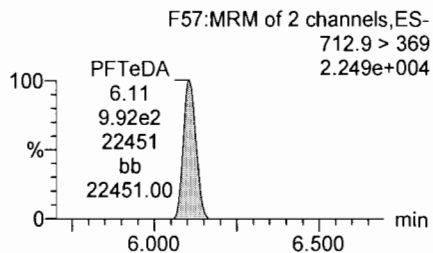
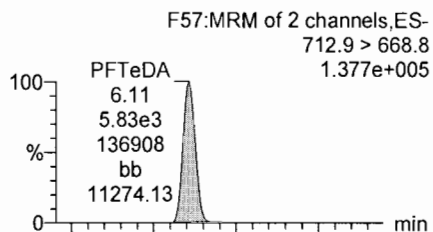
Printed: Monday, January 15, 2018 08:51:00 Pacific Standard Time

Name: 180111M1_22, Date: 12-Jan-2018, Time: 03:16:25, ID: ST170111M1-10 PFC CS3 17L1409, Description: PFC CS3 17L1409

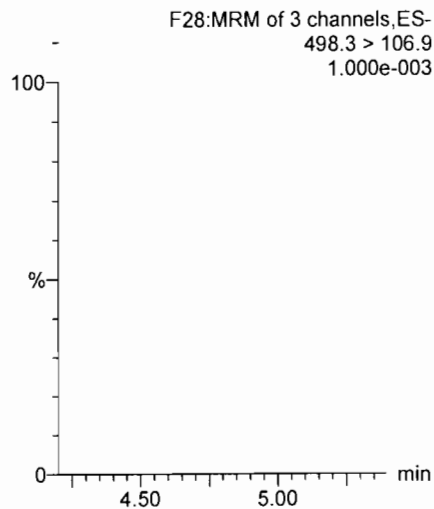
PFTTrDA



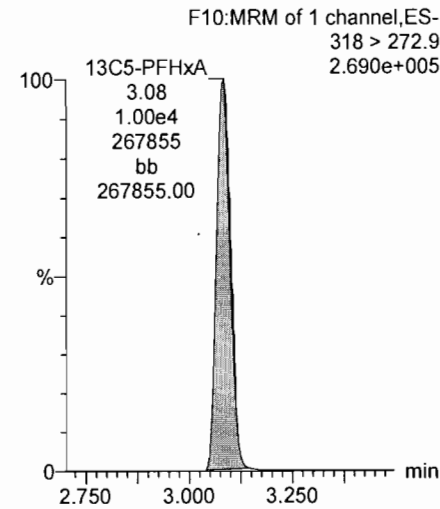
PFTTeDA



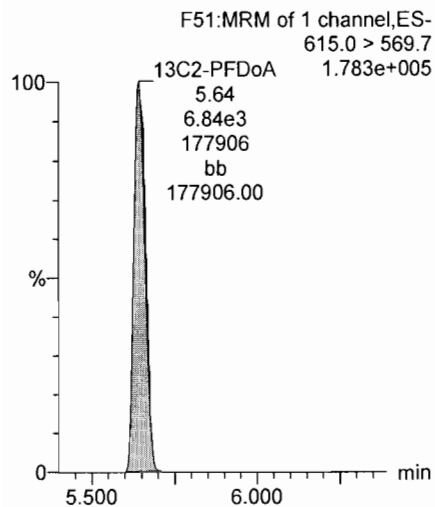
TCDA



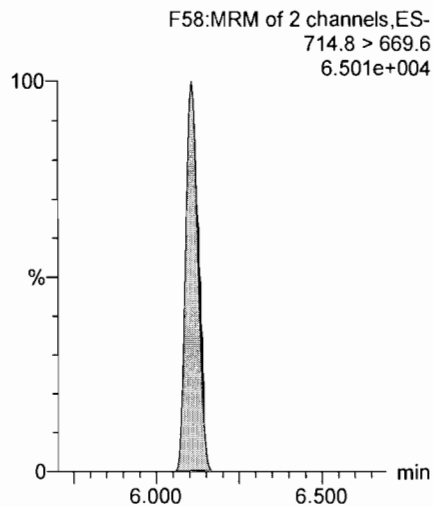
13C5-PFHxA



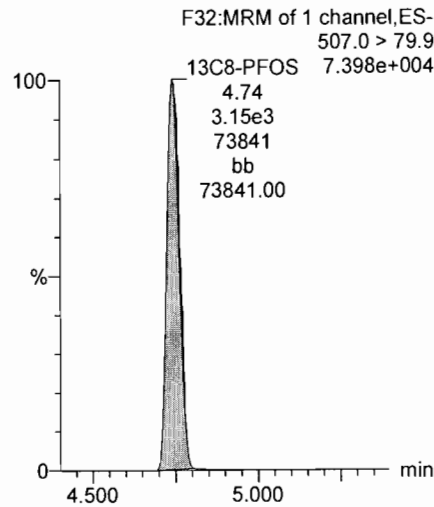
13C2-PFDoA



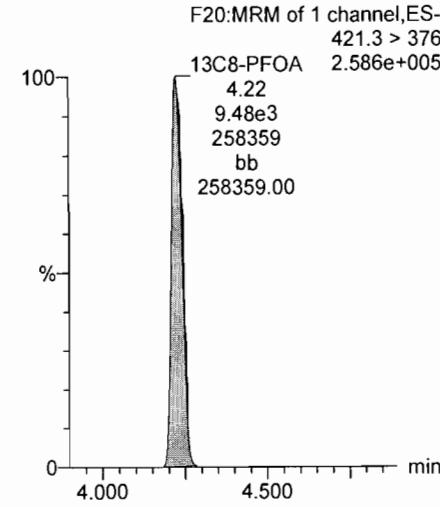
13C2-PFTeDA



13C8-PFOS



13C8-PFOA



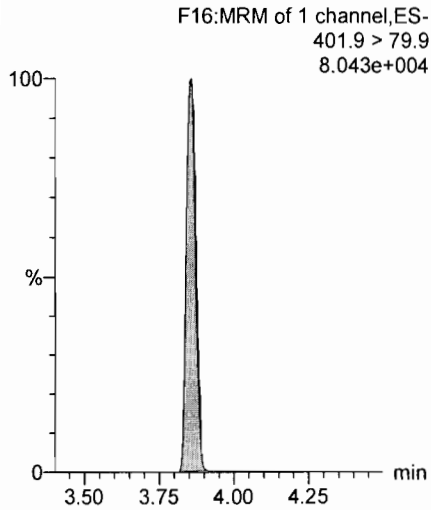
Dataset: U:\Q4.PRO\results\180111M1\180111M1-22.qld

Last Altered: Monday, January 15, 2018 08:50:40 Pacific Standard Time

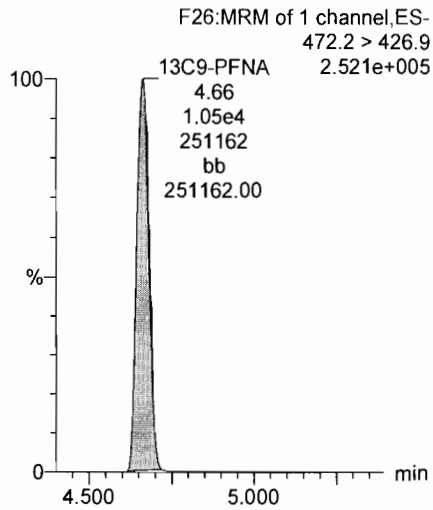
Printed: Monday, January 15, 2018 08:51:00 Pacific Standard Time

Name: 180111M1_22, Date: 12-Jan-2018, Time: 03:16:25, ID: ST170111M1-10 PFC CS3 17L1409, Description: PFC CS3 17L1409

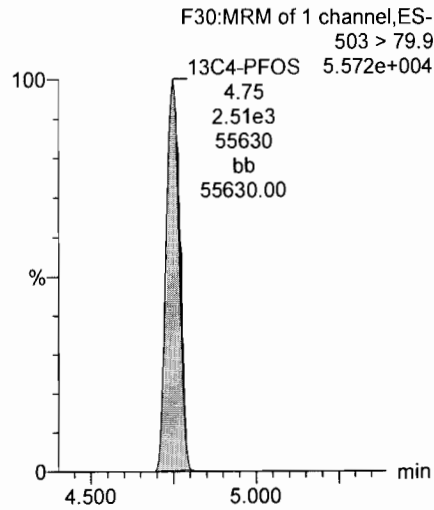
13C3-PFHxS



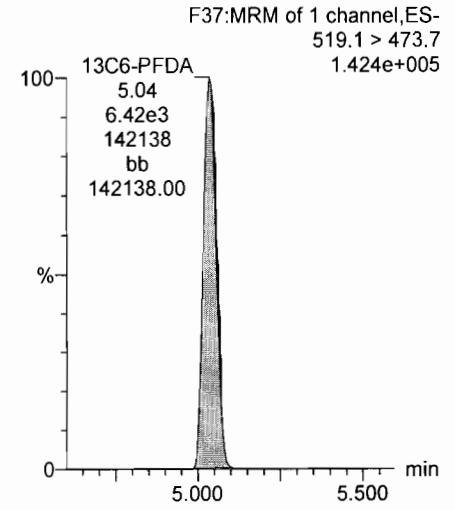
13C9-PFNA



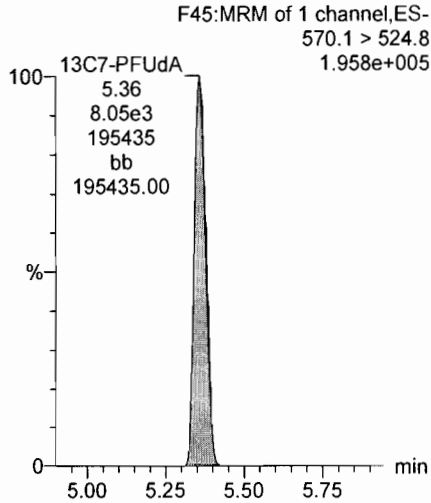
13C4-PFOS



13C6-PFDA



13C7-PFUdA



Dataset: F:\Projects\PFAS.PRO\Results\180119M1\180119M1-IIS AREAS.qld

Last Altered: Monday, January 22, 2018 11:01:04 Pacific Standard Time

Printed: Monday, January 22, 2018 11:02:09 Pacific Standard Time

Method: F:\Projects\PFAS.PRO\MethDB\PFAS_RS-1-14-18.mdb 17 Jan 2018 16:33:12

Calibration: 22 Jan 2018 11:01:04

Name: 180119M1_4, Date: 19-Jan-2018, Time: 12:00:07, ID: ST180119M1-1 PFC CS0 18A0808, Description: PFC CS0 18A0808

	# Name	ID	Area	%Rec	Area Out
1	1 13C4-PFBA	ST180119M1-1 PFC CS0 18A0808	1.61e4	100.0	NO
2	2 13C5-PFHxA	ST180119M1-1 PFC CS0 18A0808	1.71e4	100.0	NO
3	3 13C3-PFHxS	ST180119M1-1 PFC CS0 18A0808	4.41e3	100.0	NO
4	4 13C8-PFOA	ST180119M1-1 PFC CS0 18A0808	1.66e4	100.0	NO
5	5 13C9-PFNA	ST180119M1-1 PFC CS0 18A0808	1.70e4	100.0	NO
6	6 13C4-PFOS	ST180119M1-1 PFC CS0 18A0808	4.51e3	100.0	NO
7	7 13C6-PFDA	ST180119M1-1 PFC CS0 18A0808	1.22e4	100.0	NO
8	8 13C7-PFUDa	ST180119M1-1 PFC CS0 18A0808	1.61e4	100.0	NO

Name: 180119M1_5, Date: 19-Jan-2018, Time: 12:11:31, ID: IPA, Description: IPA

	# Name	ID	Area	%Rec	Area Out
1	1 13C4-PFBA	IPA			NO
2	2 13C5-PFHxA	IPA			NO
3	3 13C3-PFHxS	IPA			NO
4	4 13C8-PFOA	IPA			NO
5	5 13C9-PFNA	IPA			NO
6	6 13C4-PFOS	IPA			NO
7	7 13C6-PFDA	IPA			NO
8	8 13C7-PFUDa	IPA			NO

Name: 180119M1_6, Date: 19-Jan-2018, Time: 12:22:57, ID: 1701971-01@40X WT1712111000JLB 0.25825, Description: WT1712111000JLB

	# Name	ID	Area	%Rec	Area Out
1	1 13C4-PFBA	1701971-01@40X WT1712111000JLB ...	1.91e2	1182.5	YES
2	2 13C5-PFHxA	1701971-01@40X WT1712111000JLB ...	2.40e2	1409.3	YES
3	3 13C3-PFHxS	1701971-01@40X WT1712111000JLB ...	4.59e1	1040.6	YES
4	4 13C8-PFOA	1701971-01@40X WT1712111000JLB ...	1.36e2	818.2	YES
5	5 13C9-PFNA	1701971-01@40X WT1712111000JLB ...	1.63e2	954.0	YES
6	6 13C4-PFOS	1701971-01@40X WT1712111000JLB ...	5.67e1	1257.3	YES
7	7 13C6-PFDA	1701971-01@40X WT1712111000JLB ...	1.55e2	1272.1	YES
8	8 13C7-PFUDa	1701971-01@40X WT1712111000JLB ...	2.00e2	1243.7	YES

Name: 180119M1_7, Date: 19-Jan-2018, Time: 12:34:25, ID: 1701971-01@10X WT1712111000JLB 0.25825, Description: WT1712111000JLB

	# Name	ID	Area	%Rec	Area Out
1	1 13C4-PFBA	1701971-01@10X WT1712111000JLB ...			NO
2	2 13C5-PFHxA	1701971-01@10X WT1712111000JLB ...	1.02e3	5962.5	YES
3	3 13C3-PFHxS	1701971-01@10X WT1712111000JLB ...	2.49e2	5638.2	YES
4	4 13C8-PFOA	1701971-01@10X WT1712111000JLB ...	9.94e2	5983.8	YES
5	5 13C9-PFNA	1701971-01@10X WT1712111000JLB ...	9.35e2	5484.3	YES
6	6 13C4-PFOS	1701971-01@10X WT1712111000JLB ...	1.95e2	4319.4	YES
7	7 13C6-PFDA	1701971-01@10X WT1712111000JLB ...	6.37e2	5221.8	YES

Dataset: F:\Projects\PFAS.PRO\Results\180119M1\180119M1-IIS AREAS.qld

Last Altered: Monday, January 22, 2018 11:01:04 Pacific Standard Time
Printed: Monday, January 22, 2018 11:02:09 Pacific Standard Time

Name: 180119M1_7, Date: 19-Jan-2018, Time: 12:34:25, ID: 1701971-01@10X WT1712111000JLB 0.25825, Description: WT1712111000JLB

#	Name	ID	Area	%Rec	Area Out
8	13C7-PFUDa	1701971-01@10X WT1712111000JLB ...	8.76e2	5456.4	YES

Name: 180119M1_8, Date: 19-Jan-2018, Time: 12:45:46, ID: IPA, Description: IPA

#	Name	ID	Area	%Rec	Area Out
1	13C4-PFBA	IPA			NO
2	13C5-PFHxA	IPA			NO
3	13C3-PFHxS	IPA			NO
4	13C8-PFOA	IPA			NO
5	13C9-PFNA	IPA			NO
6	13C4-PFOS	IPA			NO
7	13C6-PFDA	IPA			NO
8	13C7-PFUDa	IPA			NO

Name: 180119M1_9, Date: 19-Jan-2018, Time: 12:57:13, ID: 1701971-02 WT1712111020JLB 0.2498, Description: WT1712111020JLB

#	Name	ID	Area	%Rec	Area Out
1	13C4-PFBA	1701971-02 WT1712111020JLB 0.2498	7.31e3	45.3	YES
2	13C5-PFHxA	1701971-02 WT1712111020JLB 0.2498	8.21e3	48.1	YES
3	13C3-PFHxS	1701971-02 WT1712111020JLB 0.2498	2.63e3	59.5	NO
4	13C8-PFOA	1701971-02 WT1712111020JLB 0.2498	7.57e3	45.6	YES
5	13C9-PFNA	1701971-02 WT1712111020JLB 0.2498	8.82e3	51.7	NO
6	13C4-PFOS	1701971-02 WT1712111020JLB 0.2498	2.34e3	51.9	NO
7	13C6-PFDA	1701971-02 WT1712111020JLB 0.2498	6.00e3	49.2	YES
8	13C7-PFUDa	1701971-02 WT1712111020JLB 0.2498	9.97e3	62.1	NO

Name: 180119M1_10, Date: 19-Jan-2018, Time: 13:08:40, ID: 1701828-02RE1 IR03-MW049-C1-17D 0.25035, Description: IR03-MW049-C1-17D

#	Name	ID	Area	%Rec	Area Out
1	13C4-PFBA	1701828-02RE1 IR03-MW049-C1-17D ...	8.14e3	50.4	NO
2	13C5-PFHxA	1701828-02RE1 IR03-MW049-C1-17D ...	9.13e3	53.5	NO
3	13C3-PFHxS	1701828-02RE1 IR03-MW049-C1-17D ...	2.09e3	47.4	YES
4	13C8-PFOA	1701828-02RE1 IR03-MW049-C1-17D ...	8.58e3	51.6	NO
5	13C9-PFNA	1701828-02RE1 IR03-MW049-C1-17D ...	9.37e3	55.0	NO
6	13C4-PFOS	1701828-02RE1 IR03-MW049-C1-17D ...	2.04e3	45.2	YES
7	13C6-PFDA	1701828-02RE1 IR03-MW049-C1-17D ...	8.34e3	68.4	NO
8	13C7-PFUDa	1701828-02RE1 IR03-MW049-C1-17D ...	9.43e3	58.7	NO

Dataset: F:\Projects\PFAS.PRO\Results\180119M1\180119M1-IIS AREAS.qld

Last Altered: Monday, January 22, 2018 11:01:04 Pacific Standard Time

Printed: Monday, January 22, 2018 11:02:09 Pacific Standard Time

Name: 180119M1_11, Date: 19-Jan-2018, Time: 13:20:09, ID: IPA, Description: IPA

	# Name	ID	Area	%Rec	Area Out
1	1 13C4-PFBA	IPA			NO
2	2 13C5-PFHxA	IPA			NO
3	3 13C3-PFHxS	IPA			NO
4	4 13C8-PFOA	IPA			NO
5	5 13C9-PFNA	IPA			NO
6	6 13C4-PFOS	IPA			NO
7	7 13C6-PFDA	IPA			NO
8	8 13C7-PFUdA	IPA			NO

Name: 180119M1_12, Date: 19-Jan-2018, Time: 13:31:39, ID: ST180119M1-2 PFC CS3 18A0811, Description: PFC CS3 18A0811

	# Name	ID	Area	%Rec	Area Out
1	1 13C4-PFBA	ST180119M1-2 PFC CS3 18A0811	1.72e4	106.5	NO
2	2 13C5-PFHxA	ST180119M1-2 PFC CS3 18A0811	1.85e4	108.5	NO
3	3 13C3-PFHxS	ST180119M1-2 PFC CS3 18A0811	4.80e3	108.8	NO
4	4 13C8-PFOA	ST180119M1-2 PFC CS3 18A0811	1.74e4	104.6	NO
5	5 13C9-PFNA	ST180119M1-2 PFC CS3 18A0811	1.70e4	99.4	NO
6	6 13C4-PFOS	ST180119M1-2 PFC CS3 18A0811	4.23e3	93.7	NO
7	7 13C6-PFDA	ST180119M1-2 PFC CS3 18A0811	1.01e4	82.8	NO
8	8 13C7-PFUdA	ST180119M1-2 PFC CS3 18A0811	1.61e4	100.4	NO

Dataset: F:\Projects\PFAS.PRO\Results\180119M2\180119M2-12.qld

Last Altered: Saturday, January 20, 2018 11:23:15 Pacific Standard Time

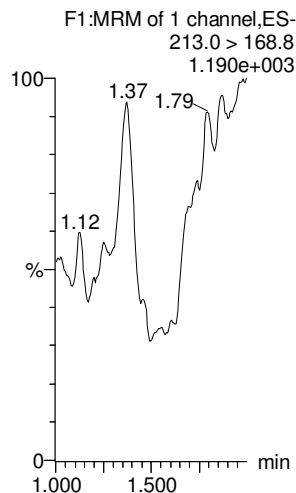
Printed: Saturday, January 20, 2018 11:23:41 Pacific Standard Time

Method: F:\Projects\PFAS.PRO\MethDB\PFAS_FULL_80C_011918.mdb 20 Jan 2018 10:43:51

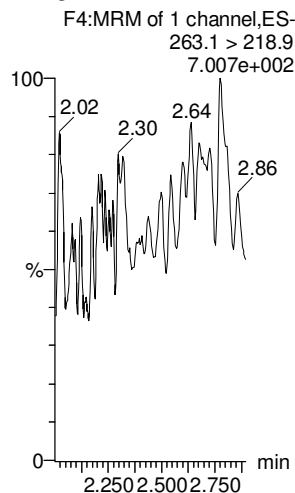
Calibration: F:\Projects\PFAS.PRO\CurveDB\C18_VAL-PFAS_Q4_01-19-18-FULL.cdb 20 Jan 2018 10:39:46

Name: 180119M2_12, Date: 19-Jan-2018, Time: 17:35:27, ID: IPA, Description: IPA

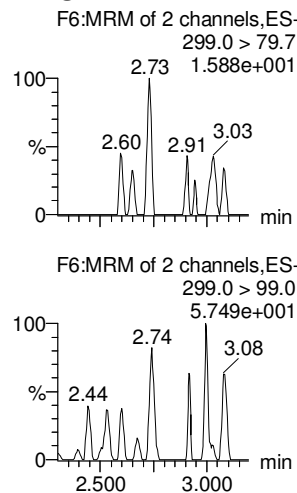
PFBA



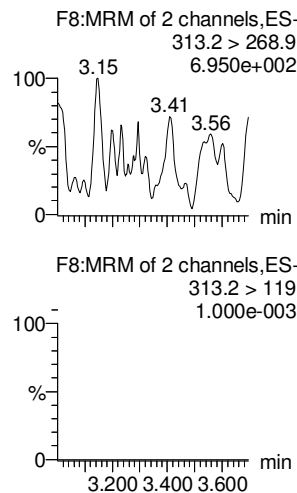
PFPeA



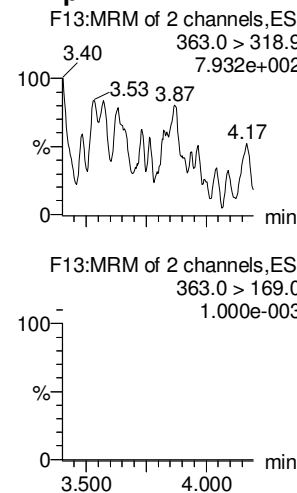
PFBS



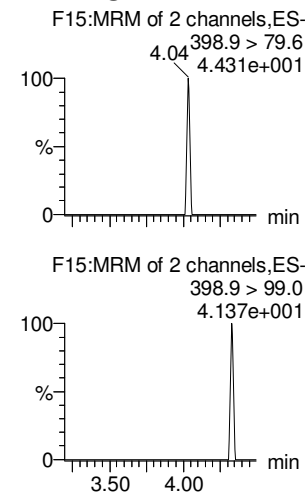
PFHxA



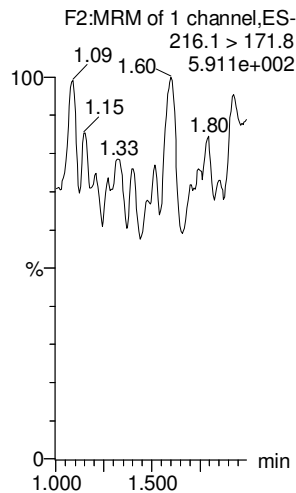
PFHpA



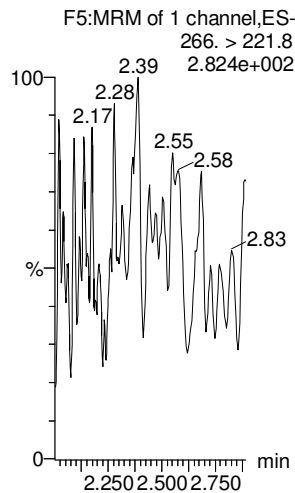
L-PFHxS



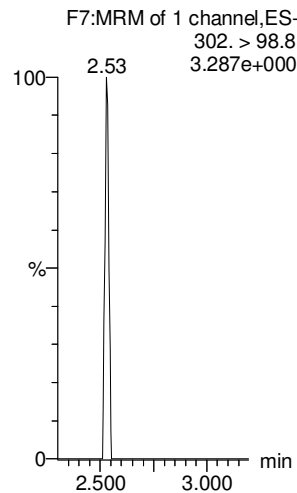
13C3-PFBA



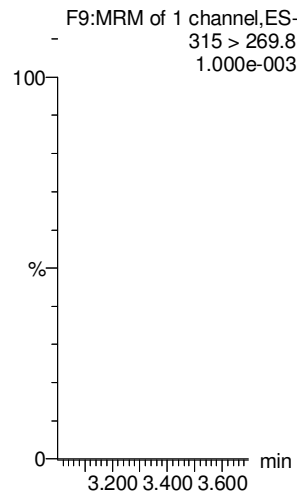
13C3-PFPeA



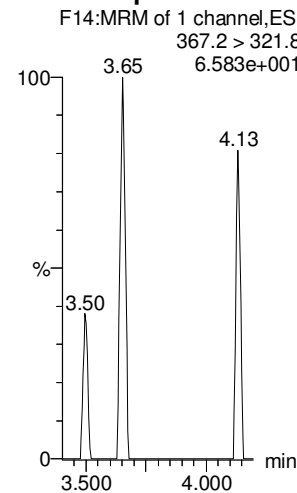
13C3-PFBS



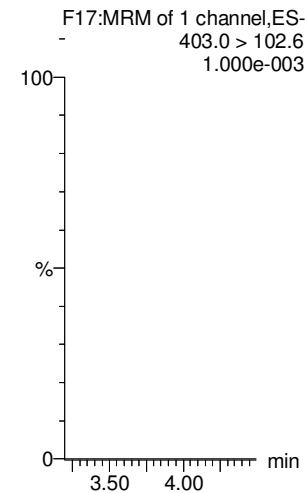
13C2-PFHxA



13C4-PFHpA



18O2-PFHxS



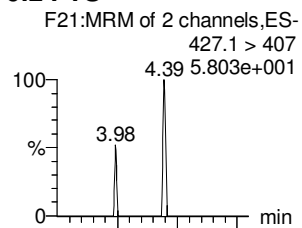
Dataset: F:\Projects\PFAS.PRO\Results\180119M2\180119M2-12.qld

Last Altered: Saturday, January 20, 2018 11:23:15 Pacific Standard Time

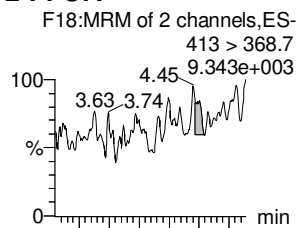
Printed: Saturday, January 20, 2018 11:23:41 Pacific Standard Time

Name: 180119M2_12, Date: 19-Jan-2018, Time: 17:35:27, ID: IPA, Description: IPA


6:2 FTS



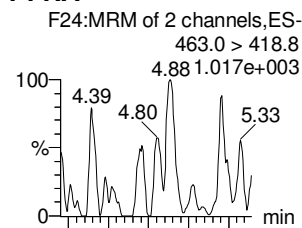
L-PFOA



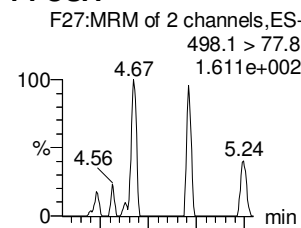
PFHpS



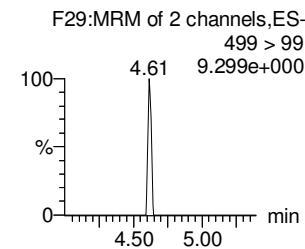
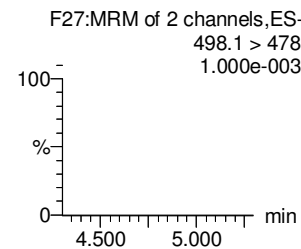
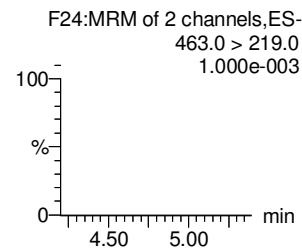
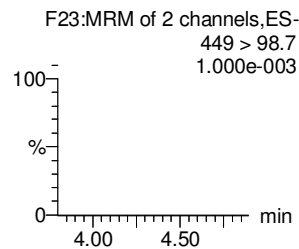
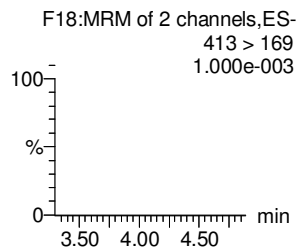
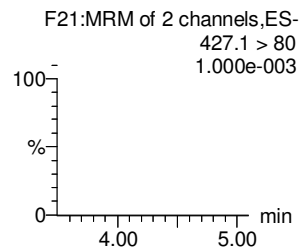
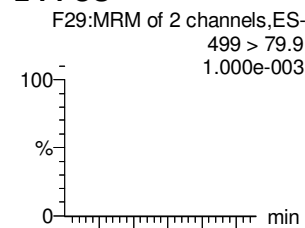
PFNA



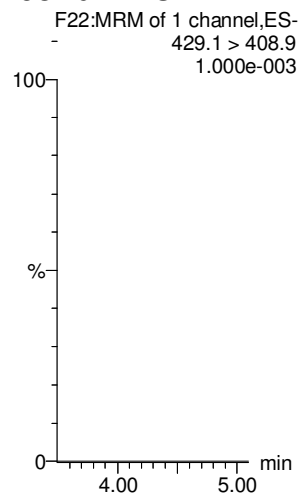
PFOSA



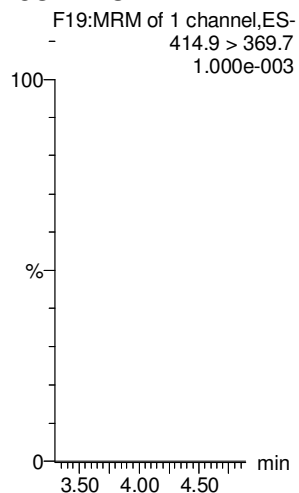
L-PFOS



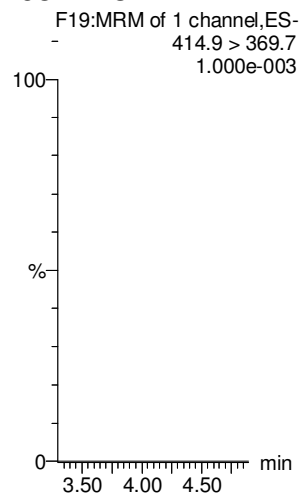
13C2-6:2 FTS



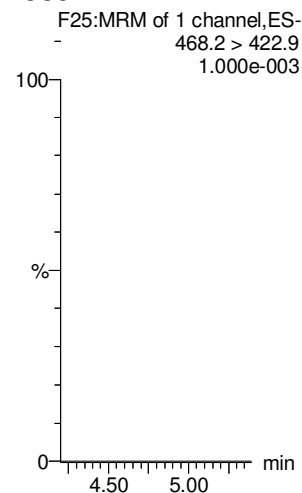
13C2-PFOA



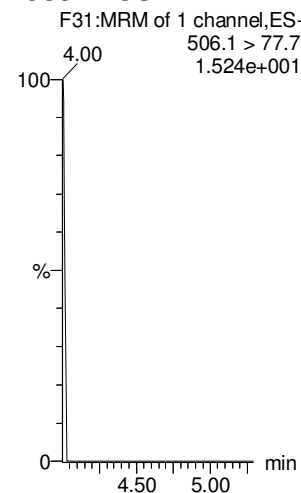
13C2-PFOA



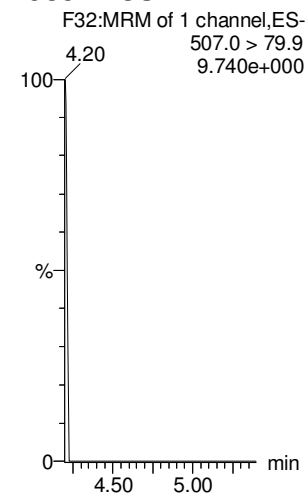
13C5-PFNA



13C8-PFOSA



13C8-PFOS



Dataset: F:\Projects\PFAS.PRO\Results\180119M2\180119M2-12.qld

Last Altered: Saturday, January 20, 2018 11:23:15 Pacific Standard Time

Printed: Saturday, January 20, 2018 11:23:41 Pacific Standard Time

Name: 180119M2_12, Date: 19-Jan-2018, Time: 17:35:27, ID: IPA, Description: IPA

PFDA

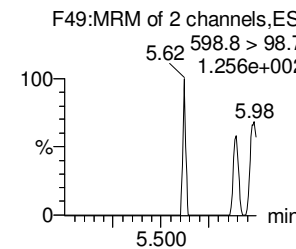
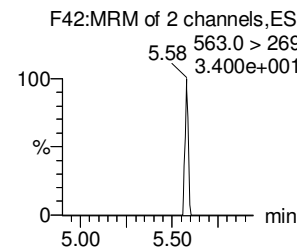
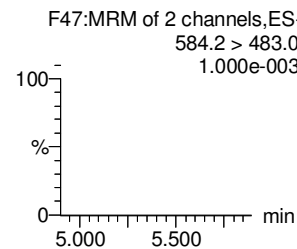
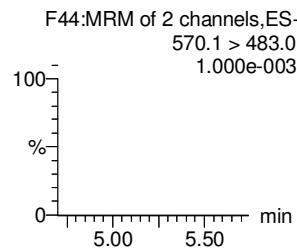
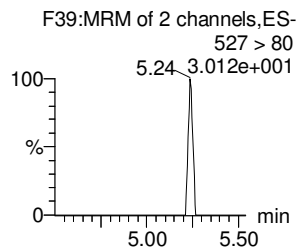
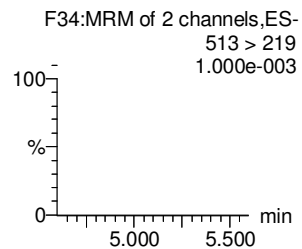
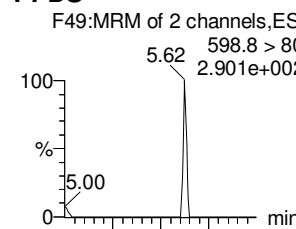
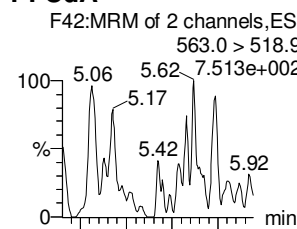
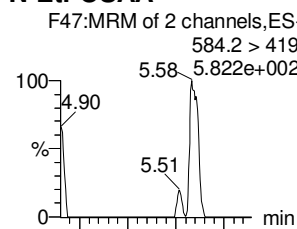
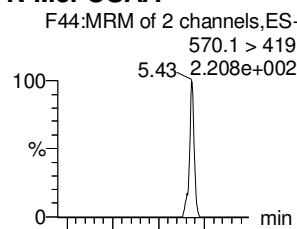
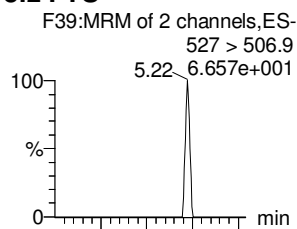
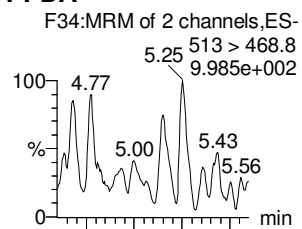
8:2 FTS

N-MeFOSAA

N-EtFOSAA

PFUdA

PFDS



13C2-PFDA

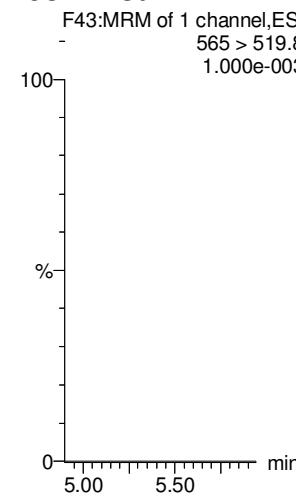
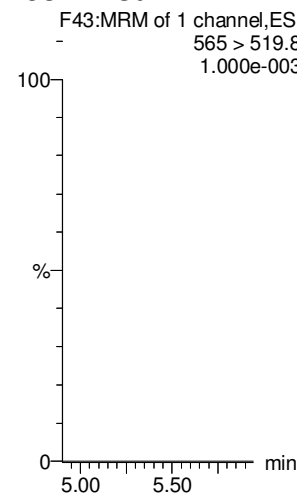
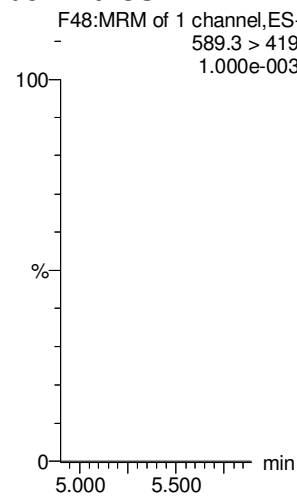
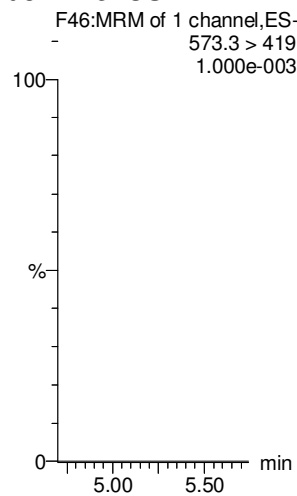
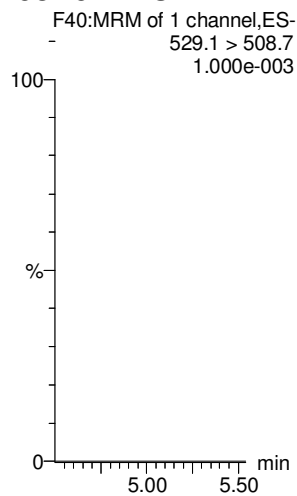
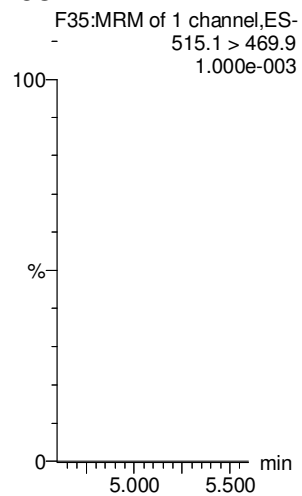
13C2-8:2 FTS

d3-N-MeFOSAA

d5-N-EtFOSAA

13C2-PFUdA

13C2-PFUdA



Dataset: F:\Projects\PFAS.PRO\Results\180119M2\180119M2-12.qld

Last Altered: Saturday, January 20, 2018 11:23:15 Pacific Standard Time

Printed: Saturday, January 20, 2018 11:23:41 Pacific Standard Time

Name: 180119M2_12, Date: 19-Jan-2018, Time: 17:35:27, ID: IPA, Description: IPA

PFD_oA

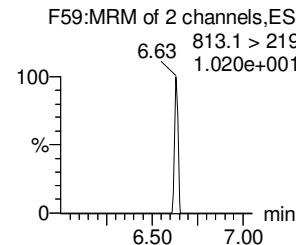
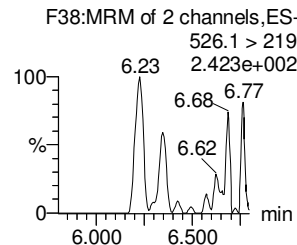
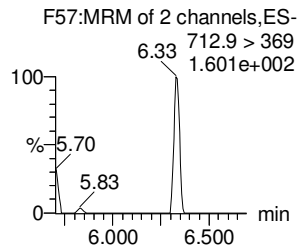
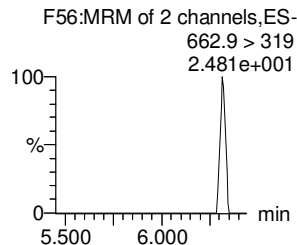
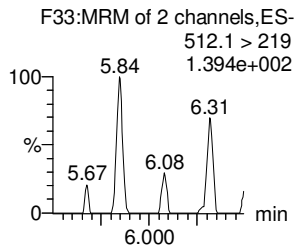
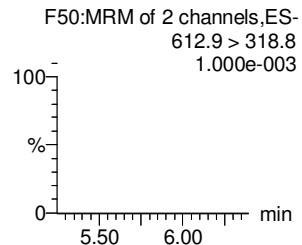
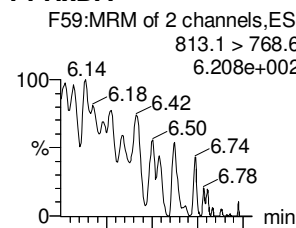
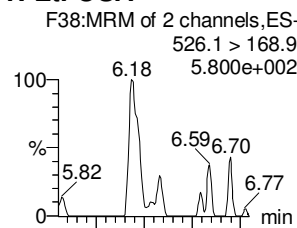
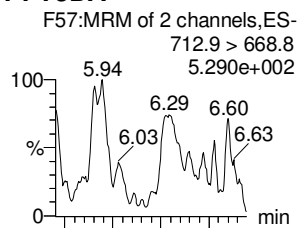
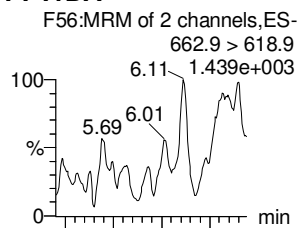
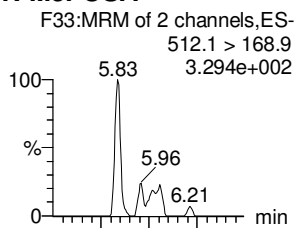
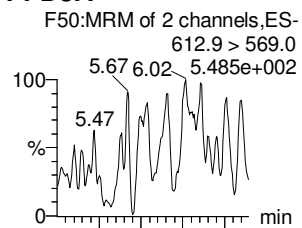
N-MeFOSA

PFT_rDA

PFT_eDA

N-EtFOSA

PFH_xDA



13C2-PFD_oA

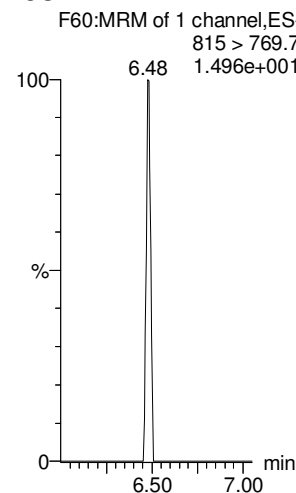
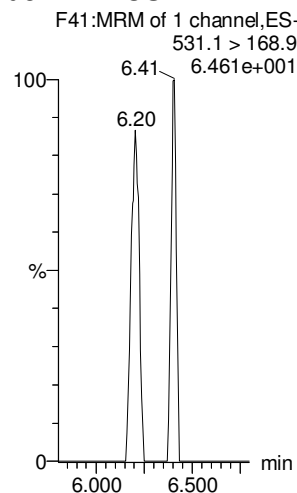


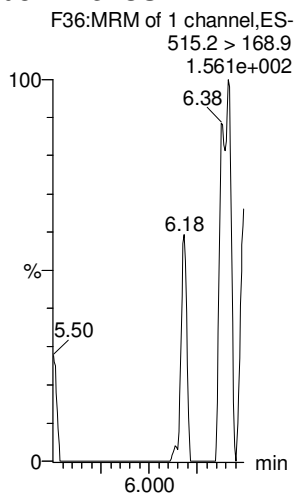
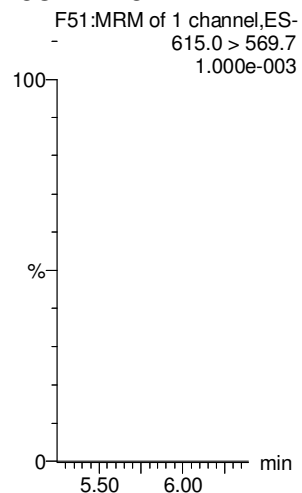
d3-N-MeFOSA

13C2-PFT_eDA

13C2-PFT_eDA

d5-N-ETFOSA

13C2-PFH_xDA



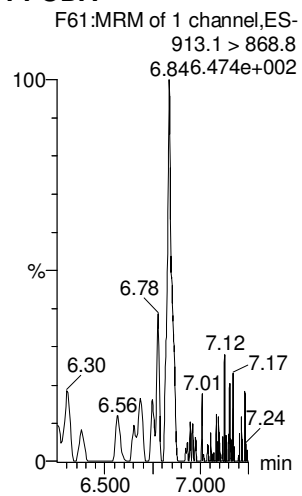
Dataset: F:\Projects\PFAS.PRO\Results\180119M2\180119M2-12.qld

Last Altered: Saturday, January 20, 2018 11:23:15 Pacific Standard Time

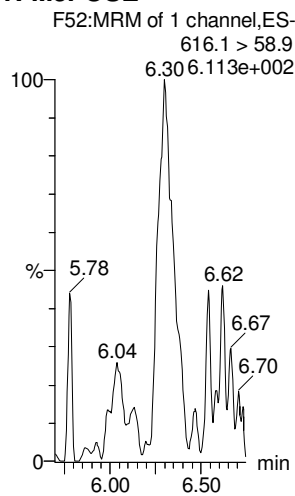
Printed: Saturday, January 20, 2018 11:23:41 Pacific Standard Time

Name: 180119M2_12, Date: 19-Jan-2018, Time: 17:35:27, ID: IPA, Description: IPA

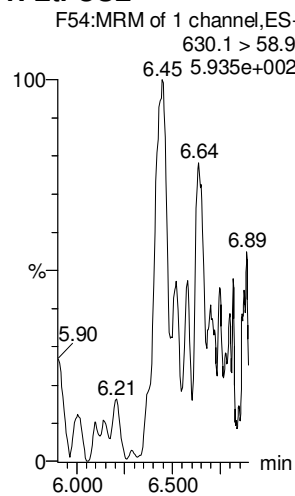
PFODA



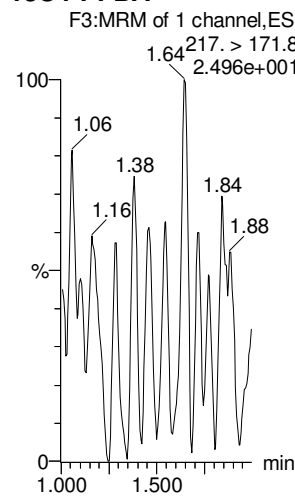
N-MeFOSE



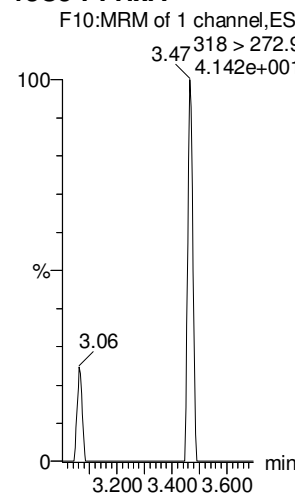
N-EtFOSE



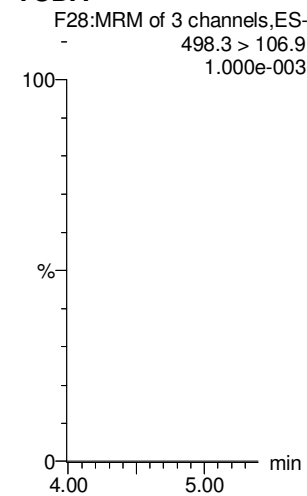
13C4-PFBA



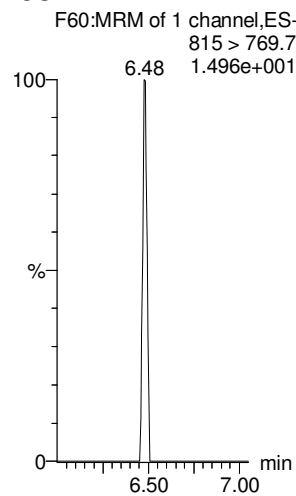
13C5-PFHxA



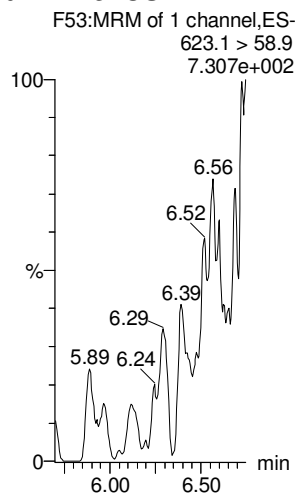
TCDA



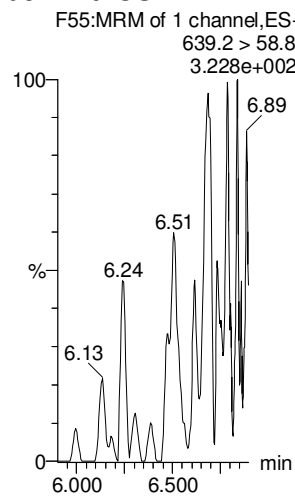
13C2-PFHxDA



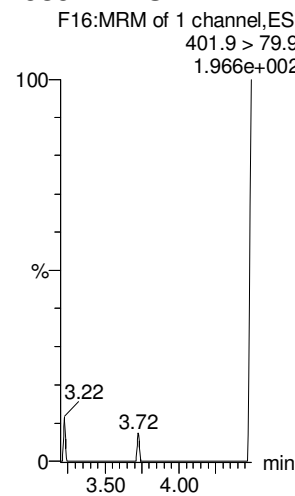
d7-N-MeFOSE



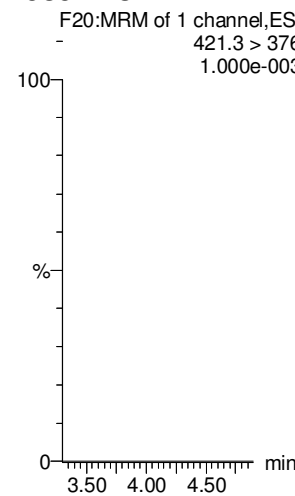
d9-N-EtFOSE



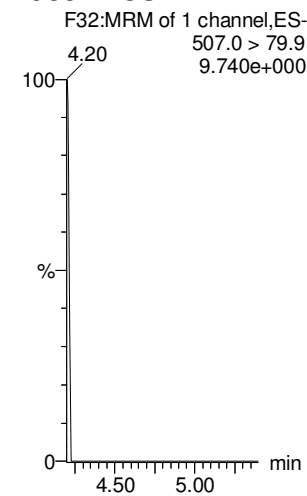
13C3-PFHxS



13C8-PFOA



13C8-PFOS



Dataset: F:\Projects\PFAS.PRO\Results\180119M2\180119M2-12.qld

Last Altered: Saturday, January 20, 2018 11:23:15 Pacific Standard Time

Printed: Saturday, January 20, 2018 11:23:41 Pacific Standard Time

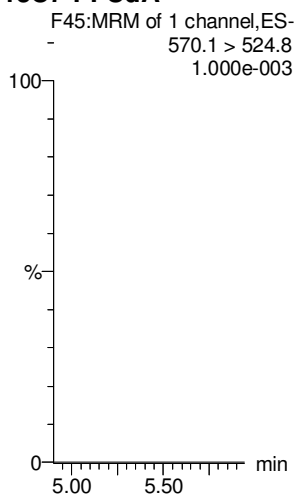
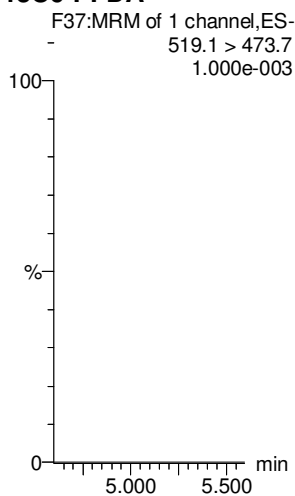
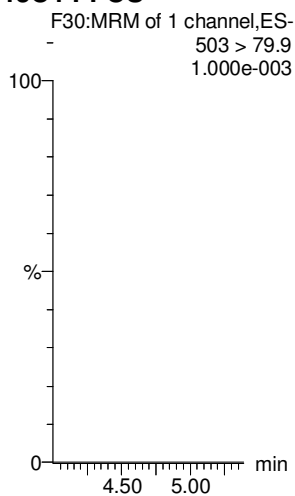
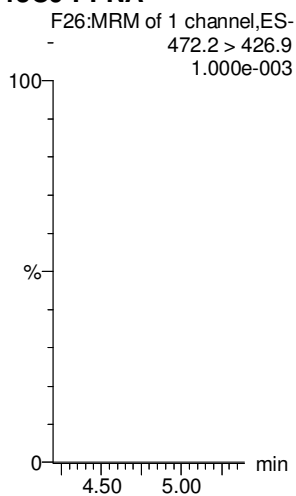
Name: 180119M2_12, Date: 19-Jan-2018, Time: 17:35:27, ID: IPA, Description: IPA

13C9-PFNA

13C4-PFOS

13C6-PFDA

13C7-PFUdA



Dataset: F:\Projects\PFAS.PRO\Results\180119M1\180119M1-4.qld

Last Altered: Friday, January 19, 2018 14:15:17 Pacific Standard Time
Printed: Friday, January 19, 2018 14:16:33 Pacific Standard Time

AC
1/19/19

Method: F:\Projects\PFAS.PRO\MethDB\PFAS_FULL_80C_011918.mdb 19 Jan 2018 11:26:14
Calibration: F:\Projects\PFAS.PRO\CurveDB\C18_VAL-PFAS_Q4_01-18-18-FULL.cdb 19 Jan 2018 09:30:24

Name: 180119M1_4, Date: 19-Jan-2018, Time: 12:00:07, ID: ST180119M1-1 PFC CS0 18A0808, Description: PFC CS0 18A0808

#	Name	Trace	Area	IS Area	wt/vol	RRF	Pred RT	RT	y Axis Resp.	Conc.	%Rec
1	1 PFBA	213.0 > 168.8	1.40e3	1.40e4	1.0000		1.70	1.68	1.25	1.049	104.9
2	2 PFPeA	263.1 > 218.9	1.44e3	1.62e4	1.0000		2.68	2.65	1.11	1.050	105.0
3	3 PFBS	299.0 > 79.7	3.12e2	2.11e3	1.0000		2.95	2.92	1.85	1.020	102.0
4	4 PFHxA	313.2 > 268.9	1.60e3	4.83e3	1.0000		3.46	3.43	1.66	0.926	92.6
5	5 PFHpA	363.0 > 318.9	1.25e3	1.13e4	1.0000		4.08	4.05	1.38	0.960	96.0
6	6 L-PFHxS	398.9 > 79.6	2.20e2	1.51e3	1.0000		4.22	4.19	1.83	1.026	102.6
7	8 6:2 FTS	427.1 > 407	2.95e2	1.51e3	1.0000		4.54	4.51	2.45	0.887	88.7
8	9 L-PFOA	413 > 368.7	1.68e3	1.67e4	1.0000		4.60	4.57	1.26	1.159	115.9
9	11 PFHpS	449 > 80.0	3.68e2	4.27e3	1.0000		4.70	4.67	1.08	1.151	115.1
10	12 PFNA	463.0 > 418.8	1.54e3	1.64e4	1.0000		5.03	5.00	1.17	0.732	73.2
11	13 PFOSA	498.1 > 77.8	3.65e2	3.97e3	1.0000		5.10	5.05	1.15	0.883	88.3
12	14 L-PFOS	499 > 79.9	3.25e2	4.27e3	1.0000		5.10	5.08	0.951	0.879	87.9
13	16 PFDA	513 > 468.8	1.58e3	1.22e4	1.0000		5.39	5.36	1.61	1.193	119.3
14	17 8:2 FTS	527 > 506.9	3.13e2	1.22e4	1.0000		5.37	5.34	0.320	1.106	110.6
15	18 N-MeFOSAA	570.1 > 419	7.16e2	5.87e3	1.0000		5.54	5.51	1.52	1.222	122.2
16	19 N-EtFOSAA	584.2 > 419	5.08e2	6.24e3	1.0000		5.69	5.66	1.02	0.901	90.1
17	20 PFUDa	563.0 > 518.9	1.53e3	1.66e4	1.0000		5.71	5.68	1.15	0.935	93.5
18	21 PFDS	598.8 > 80	4.09e2	1.24e4	1.0000		5.75	5.72	0.413	0.983	98.3
19	22 PFDoA	612.9 > 569.0	2.23e3	1.24e4	1.0000		5.99	5.96	2.25	1.211	121.1
20	23 N-MeFOSA	512.1 > 168.9	8.80e2	2.33e4	1.0000		5.91	5.90	5.66	5.166	103.3
21	24 PFTrDA	662.9 > 618.9	2.12e3	1.24e4	1.0000		6.22	6.20	2.14	0.936	93.6
22	25 PFTeDA	712.9 > 668.8	1.05e3	6.83e3	1.0000		6.41	6.39	1.93	0.792	79.2
23	26 N-EtFOSA	526.1 > 168.9	1.11e3	3.57e4	1.0000		6.25	6.24	4.64	4.958	99.2
24	27 PFHxDA	813.1 > 768.6	6.66e2	3.99e3	1.0000		6.70	6.68	0.834	0.933	93.3
25	28 PFODA	913.1 > 868.8	5.83e2	3.99e3	1.0000		6.91	6.89	0.731	0.935	93.5
26	29 N-MeFOSE	616.1 > 58.9	1.15e3	3.28e4	1.0000		6.31	6.31	5.27	5.072	101.4
27	30 N-EtFOSE	630.1 > 58.9	1.23e3	2.83e4	1.0000		6.45	6.46	6.50	5.387	107.7
28	31 13C3-PFBA	216.1 > 171.8	1.40e4	1.59e4	1.0000	0.872	1.70	1.68	11.0	12.618	100.9
29	32 13C3-PFPeA	266. > 221.8	1.62e4	1.71e4	1.0000	0.788	2.68	2.65	11.8	15.030	120.2
30	33 13C3-PFBS	302. > 98.8	2.11e3	1.71e4	1.0000	0.105	2.95	2.92	1.54	14.729	117.8
31	Work Order 1701828	315 > 269.8	4.83e3	1.71e4	1.0000	0.685	3.46	3.43	3.54	5.165	103.3

70-120

50-150

Dataset: F:\Projects\PFAS.PRO\Results\180119M1\180119M1-4.qld

Last Altered: Friday, January 19, 2018 14:15:17 Pacific Standard Time

Printed: Friday, January 19, 2018 14:16:33 Pacific Standard Time

Name: 180119M1_4, Date: 19-Jan-2018, Time: 12:00:07, ID: ST180119M1-1 PFC CS0 18A0808, Description: PFC CS0 18A0808

#	Name	Trace	Area	IS Area	wt/vol	RRF	Pred.RT	RT	y Axis Resp.	Conc.	%Rec
32	35 13C4-PFHpA	367.2 > 321.8	1.13e4	1.71e4	1.0000	0.811	4.08	4.06	8.27	10.191	81.5
33	36 18O2-PFHxS	403.0 > 102.6	1.51e3	4.41e3	1.0000	0.371	4.22	4.20	4.27	11.504	92.0
34	37 13C2-6:2 FTS	429.1 > 408.9	2.88e3	1.66e4	1.0000	0.246	4.54	4.51	2.16	8.812	70.5
35	38 13C2-PFOA	414.9 > 369.7	1.67e4	1.66e4	1.0000	1.101	4.60	4.56	12.6	11.421	91.4
36	39 13C5-PFNA	468.2 > 422.9	1.64e4	1.70e4	1.0000	0.932	5.03	5.00	12.0	12.897	103.2
37	40 13C8-PFOSA	506.1 > 77.7	3.97e3	1.61e4	1.0000	0.176	5.10	5.05	3.09	17.532	140.3
38	41 13C8-PFOS	507.0 > 79.9	4.27e3	4.51e3	1.0000	1.047	5.10	5.07	11.8	11.292	90.3
39	42 13C2-PFDA	515.1 > 469.9	1.22e4	1.22e4	1.0000	1.178	5.39	5.36	12.5	10.641	85.1
40	43 13C2-8:2 FTS	529.1 > 508.7	1.82e3	1.71e4	1.0000	0.127	5.37	5.34	1.33	10.457	83.7
41	44 d3-N-MeFOSAA	573.3 > 419	5.87e3	1.61e4	1.0000	0.276	5.54	5.50	4.57	16.551	132.4
42	45 d5-N-EtFOSAA	589.3 > 419	6.24e3	1.61e4	1.0000	0.296	5.69	5.66	4.86	16.441	131.5
43	46 13C2-PFUdA	565 > 519.8	1.66e4	1.61e4	1.0000	1.054	5.71	5.68	12.9	12.238	97.9
44	47 13C2-PFDoA	615.0 > 569.7	1.24e4	1.61e4	1.0000	0.746	5.99	5.96	9.64	12.911	103.3
45	48 d3-N-MeFOSA	515.2 > 168.9	2.33e4	1.61e4	1.0000	0.098	5.91	5.92	18.2	184.657	123.1
46	49 13C2-PFTeDA	714.8 > 669.6	6.83e3	1.61e4	1.0000	0.390	6.41	6.39	5.32	13.647	109.2
47	50 d5-N-ETFOSA	531.1 > 168.9	3.57e4	1.61e4	1.0000	0.145	6.25	6.24	27.8	191.835	127.9
48	51 13C2-PFHxDA	815 > 769.7	3.99e3	1.61e4	1.0000	0.587	6.70	6.68	3.11	5.296	105.9
49	52 d7-N-MeFOSE	623.1 > 58.9	3.28e4	1.61e4	1.0000	0.138	6.31	6.30	25.5	184.793	123.2
50	53 d9-N-EtFOSE	639.2 > 58.8	2.83e4	1.61e4	1.0000	0.133	6.45	6.45	22.0	165.262	110.2
51	54 13C4-PFBA	217. > 171.8	1.59e4	1.59e4	1.0000	1.000	1.70	1.68	12.5	12.500	100.0
52	55 13C5-PFHxA	318 > 272.9	1.71e4	1.71e4	1.0000	1.000	3.46	3.43	12.5	12.500	100.0
53	56 13C3-PFHxS	401.9 > 79.9	4.41e3	4.41e3	1.0000	1.000	4.22	4.20	12.5	12.500	100.0
54	57 13C8-PFOA	421.3 > 376	1.66e4	1.66e4	1.0000	1.000	4.60	4.56	12.5	12.500	100.0
55	58 13C9-PFNA	472.2 > 426.9	1.70e4	1.70e4	1.0000	1.000	5.03	5.00	12.5	12.500	100.0
56	59 13C4-PFOS	503 > 79.9	4.51e3	4.51e3	1.0000	1.000	5.10	5.07	12.5	12.500	100.0
57	60 13C6-PFDA	519.1 > 473.7	1.22e4	1.22e4	1.0000	1.000	5.39	5.36	12.5	12.500	100.0
58	61 13C7-PFUdA	570.1 > 524.8	1.61e4	1.61e4	1.0000	1.000	5.71	5.68	12.5	12.500	100.0

50-150
↓

Dataset: Untitled

Last Altered: Friday, January 19, 2018 14:17:40 Pacific Standard Time

Printed: Friday, January 19, 2018 14:19:24 Pacific Standard Time

Method: F:\Projects\PFAS.PRO\MethDB\PFAS_FULL_80C_011918.mdb 19 Jan 2018 11:26:14

Calibration: F:\Projects\PFAS.PRO\CurveDB\C18_VAL-PFAS_Q4_01-18-18-FULL.cdb 19 Jan 2018 09:30:24

Compound name: PFBA

	Name	ID	Acq.Date	Acq.Time
1	180119M1_3	IPA	19-Jan-18	11:08:29
2	180119M1_4	ST180119M1-1 PFC CS0 18A0808	19-Jan-18	12:00:07
3	180119M1_5	IPA	19-Jan-18	12:11:31
4	180119M1_6	1701971-01@40X WT1712111000JLB 0.25825	19-Jan-18	12:22:57
5	180119M1_7	1701971-01@10X WT1712111000JLB 0.25825	19-Jan-18	12:34:25
6	180119M1_8	IPA	19-Jan-18	12:45:46
7	180119M1_9	1701971-02 WT1712111020JLB 0.2498	19-Jan-18	12:57:13
8	180119M1_10	1701828-02RE1 IR03-MW049-C1-17D 0.25035	19-Jan-18	13:08:40
9	180119M1_11	IPA	19-Jan-18	13:20:09
10	180119M1_12	ST180119M1-2 PFC CS3 18A0811	19-Jan-18	13:31:39
11	180119M1_13	IPA	19-Jan-18	13:43:08

LC Calibration Standards Review Checklist Q4

Calibration ID:	ION Ratio	Concentration	C-Cals Name	Sign Date	Correct I-Cal	Manual Integrations	
<u>ST00119MI-1</u> (LMH)	<u>NA</u>	<input checked="" type="checkbox"/>	<input checked="" type="checkbox"/>	<input checked="" type="checkbox"/>	<input checked="" type="checkbox"/>	<input checked="" type="checkbox"/>	<u>NA</u>
<u>↓ -2</u> (LMH)	<input checked="" type="checkbox"/>	<input checked="" type="checkbox"/> (A)	<input checked="" type="checkbox"/>	<input checked="" type="checkbox"/>	<input checked="" type="checkbox"/>	<input checked="" type="checkbox"/>	<input checked="" type="checkbox"/>
_____ (LMH)	<input type="checkbox"/>	<input type="checkbox"/>	<input type="checkbox"/>	<input type="checkbox"/>	<input type="checkbox"/>	<input type="checkbox"/>	<input type="checkbox"/>
_____ (LMH)	<input type="checkbox"/>	<input type="checkbox"/>	<input type="checkbox"/>	<input type="checkbox"/>	<input type="checkbox"/>	<input type="checkbox"/>	<input type="checkbox"/>
_____ (LMH)	<input type="checkbox"/>	<input type="checkbox"/>	<input type="checkbox"/>	<input type="checkbox"/>	<input type="checkbox"/>	<input type="checkbox"/>	<input type="checkbox"/>
_____ (LMH)	<input type="checkbox"/>	<input type="checkbox"/>	<input type="checkbox"/>	<input type="checkbox"/>	<input type="checkbox"/>	<input type="checkbox"/>	<input type="checkbox"/>
_____ (LMH)	<input type="checkbox"/>	<input type="checkbox"/>	<input type="checkbox"/>	<input type="checkbox"/>	<input type="checkbox"/>	<input type="checkbox"/>	<input type="checkbox"/>
_____ (LMH)	<input type="checkbox"/>	<input type="checkbox"/>	<input type="checkbox"/>	<input type="checkbox"/>	<input type="checkbox"/>	<input type="checkbox"/>	<input type="checkbox"/>
_____ (LMH)	<input type="checkbox"/>	<input type="checkbox"/>	<input type="checkbox"/>	<input type="checkbox"/>	<input type="checkbox"/>	<input type="checkbox"/>	<input type="checkbox"/>
_____ (LMH)	<input type="checkbox"/>	<input type="checkbox"/>	<input type="checkbox"/>	<input type="checkbox"/>	<input type="checkbox"/>	<input type="checkbox"/>	<input type="checkbox"/>

Full Mass Cal. Date: 12/27/17

Run Log Present:

of Samples per Sequence Checked:

Reviewed By: mm 1/19/18
Initials/Date

Comments:
 (A) PFDA > 130%.
 (B) d7-N-ETPASE not used.

Dataset: F:\Projects\PFAS.PRO\Results\180119M1\180119M1-4.qld

Last Altered: Friday, January 19, 2018 14:15:17 Pacific Standard Time

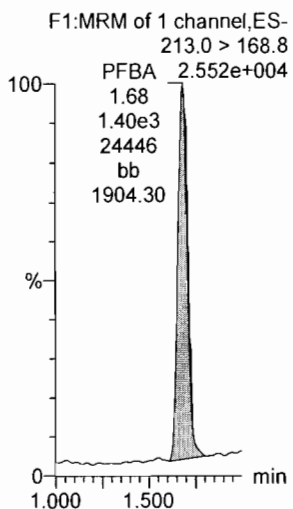
Printed: Friday, January 19, 2018 14:16:33 Pacific Standard Time

Method: F:\Projects\PFAS.PRO\MethDB\PFAS_FULL_80C_011918.mdb 19 Jan 2018 11:26:14


Calibration: F:\Projects\PFAS.PRO\CurveDB\C18_VAL-PFAS_Q4_01-18-18-FULL.cdb 19 Jan 2018 09:30:24

Name: 180119M1_4, Date: 19-Jan-2018, Time: 12:00:07, ID: ST180119M1-1 PFC CS0 18A0808, Description: PFC CS0 18A0808

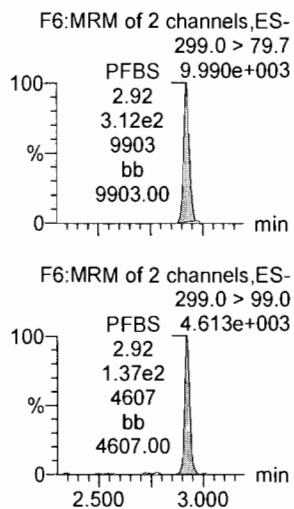
PFBA



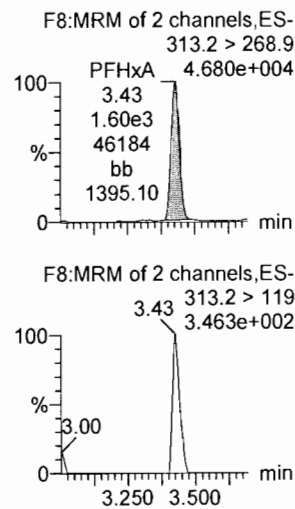
PFPeA



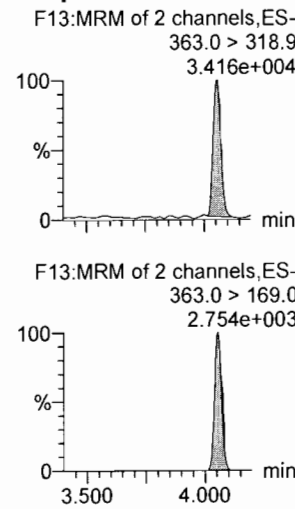
PFBS



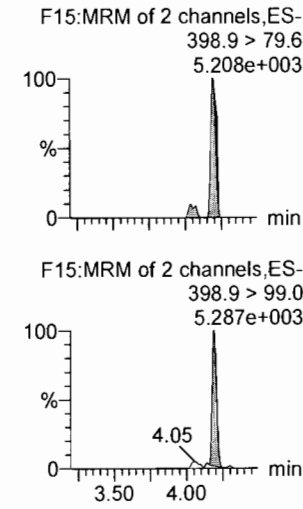
PFHxA



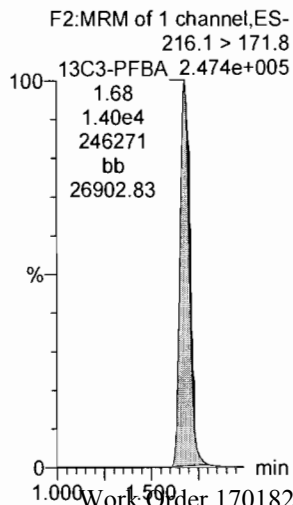
PFHpA



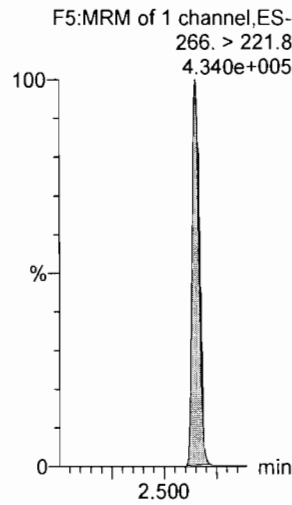
L-PFHxS



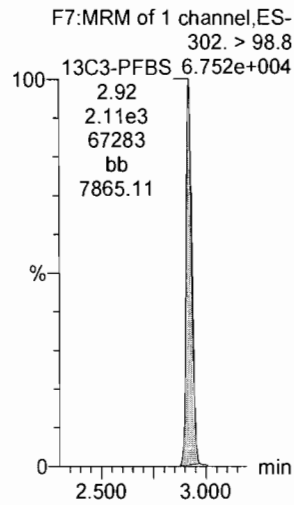
13C3-PFBA



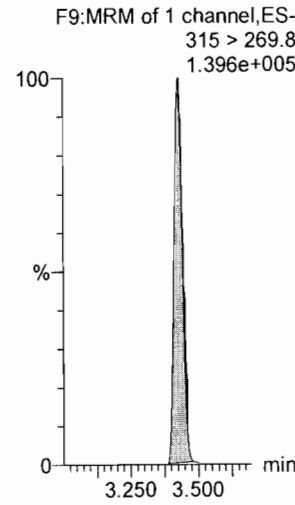
13C3-PFPeA



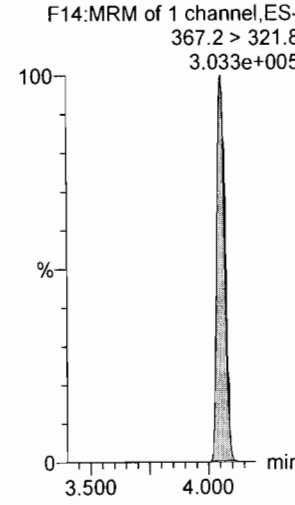
13C3-PFBS



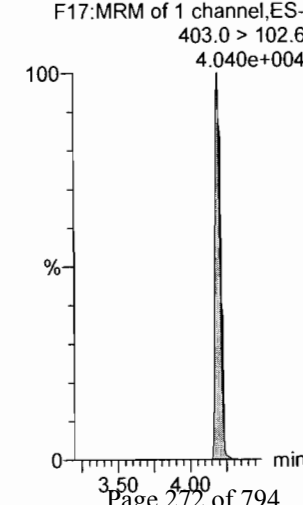
13C2-PFHxA



13C4-PFHpA



18O2-PFHxS

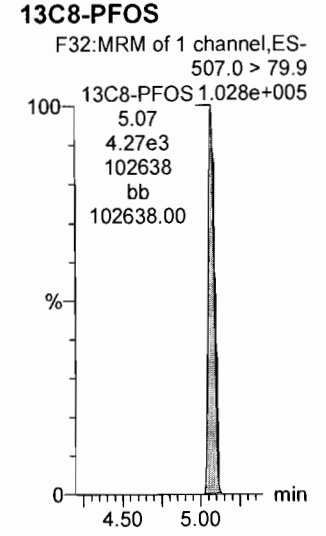
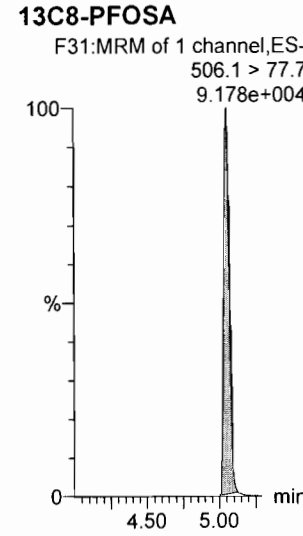
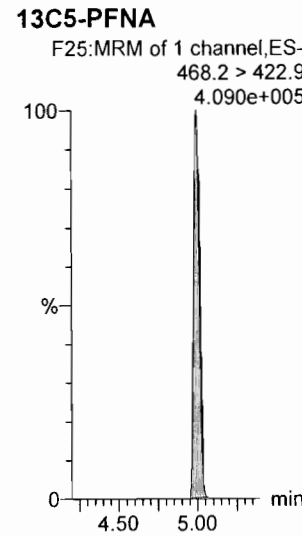
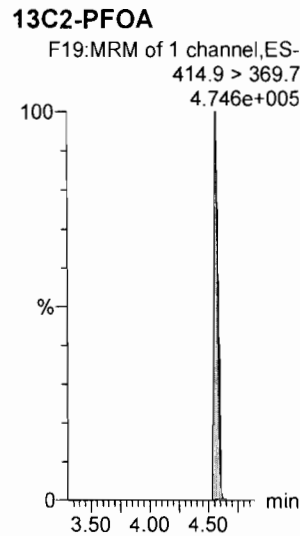
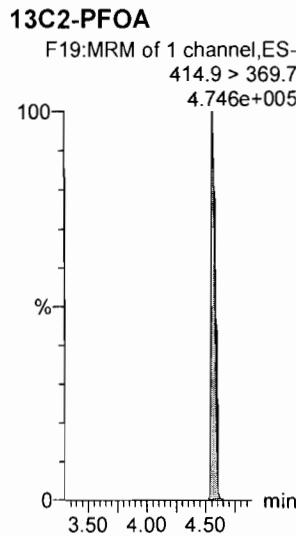
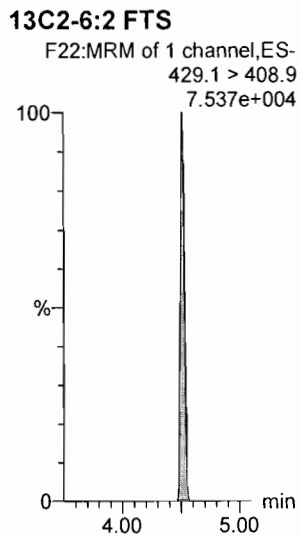
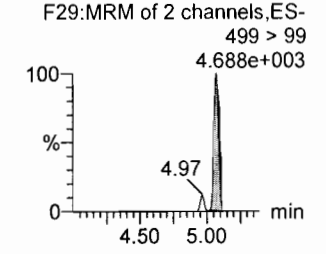
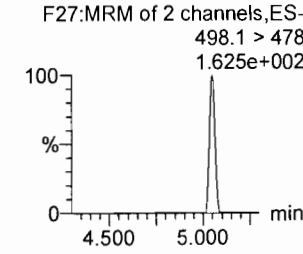
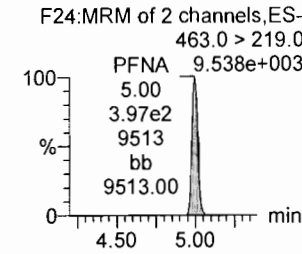
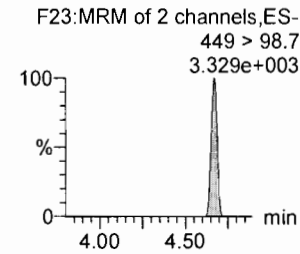
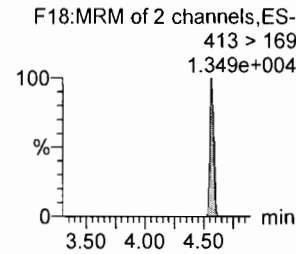
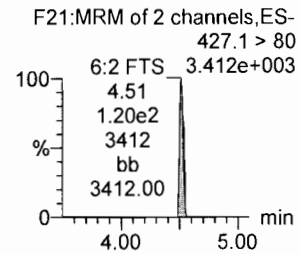
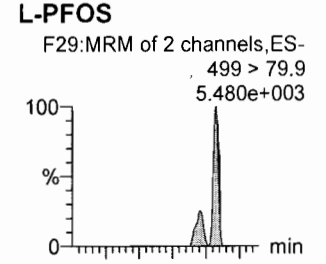
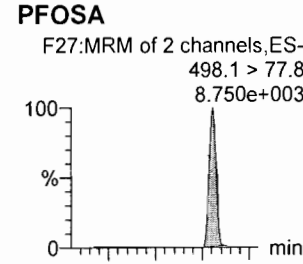
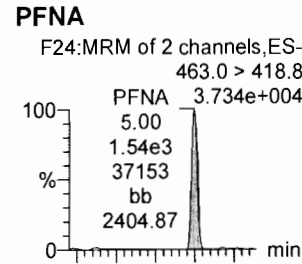
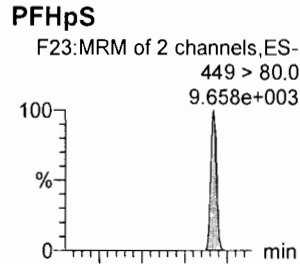
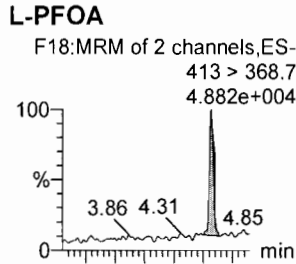
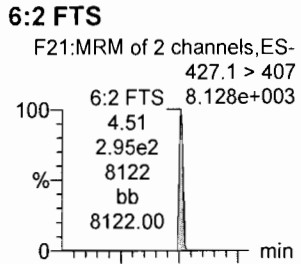


Dataset: F:\Projects\PFAS.PRO\Results\180119M1\180119M1-4.qld

Last Altered: Friday, January 19, 2018 14:15:17 Pacific Standard Time

Printed: Friday, January 19, 2018 14:16:33 Pacific Standard Time

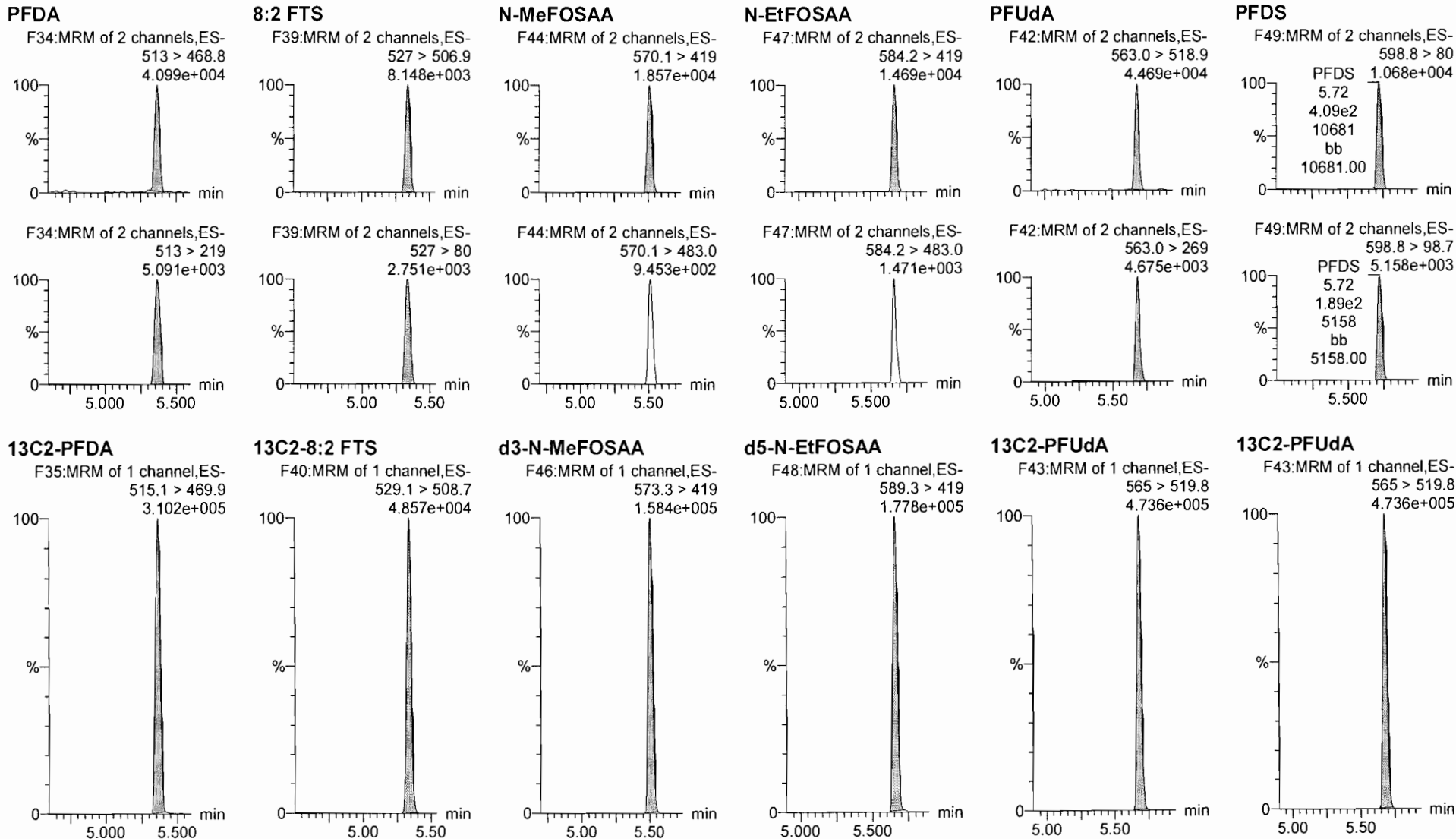
Name: 180119M1_4, Date: 19-Jan-2018, Time: 12:00:07, ID: ST180119M1-1 PFC CS0 18A0808, Description: PFC CS0 18A0808



Dataset: F:\Projects\PFAS.PRO\Results\180119M1\180119M1-4.qld

Last Altered: Friday, January 19, 2018 14:15:17 Pacific Standard Time
Printed: Friday, January 19, 2018 14:16:33 Pacific Standard Time

Name: 180119M1_4, Date: 19-Jan-2018, Time: 12:00:07, ID: ST180119M1-1 PFC CS0 18A0808, Description: PFC CS0 18A0808



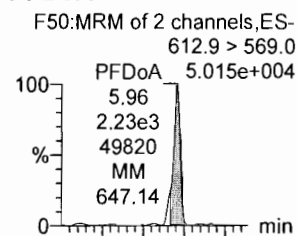
Dataset: F:\Projects\PFAS.PRO\Results\180119M1\180119M1-4.qld

Last Altered: Friday, January 19, 2018 14:15:17 Pacific Standard Time

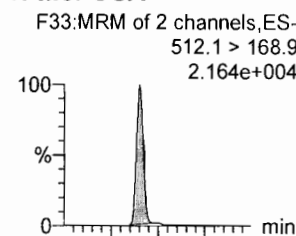
Printed: Friday, January 19, 2018 14:16:33 Pacific Standard Time

Name: 180119M1_4, Date: 19-Jan-2018, Time: 12:00:07, ID: ST180119M1-1 PFC CS0 18A0808, Description: PFC CS0 18A0808

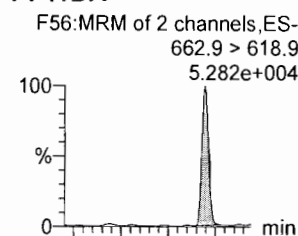
PFDoA



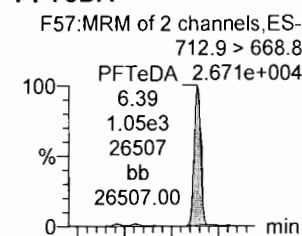
N-MeFOSA



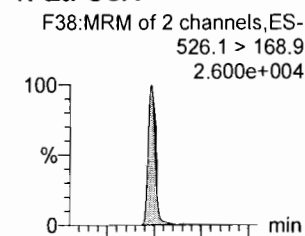
PFTrDA



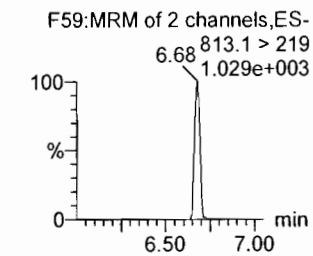
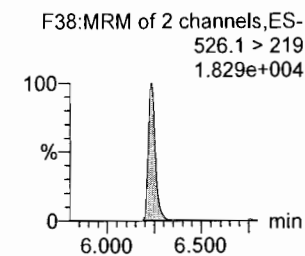
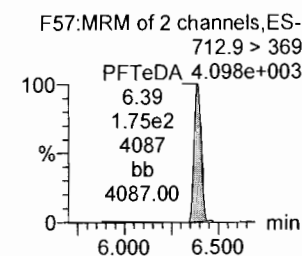
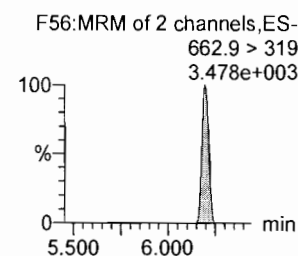
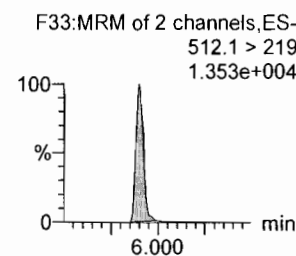
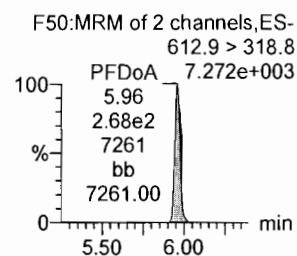
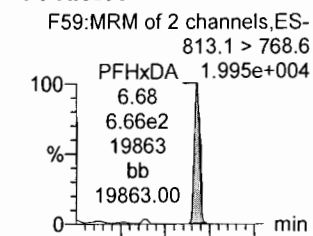
PFTeDA



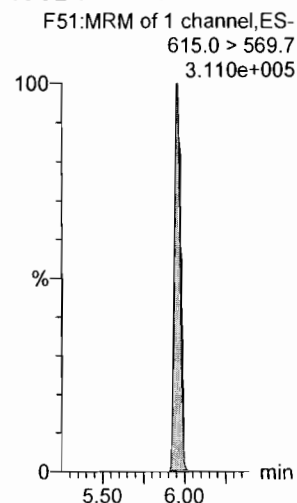
N-EtFOSA



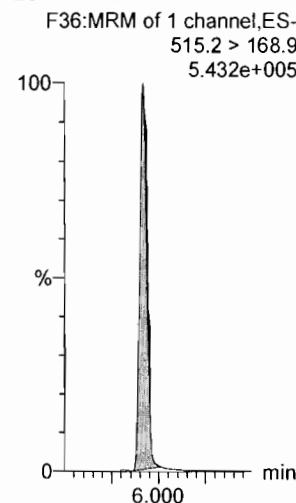
PFHxDA



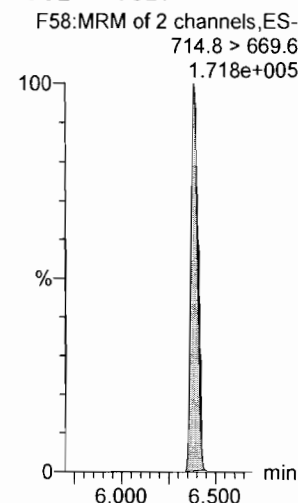
13C2-PFDoA



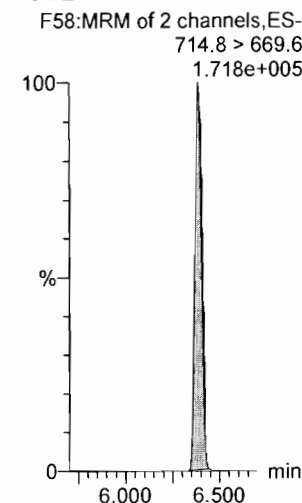
d3-N-MeFOSA



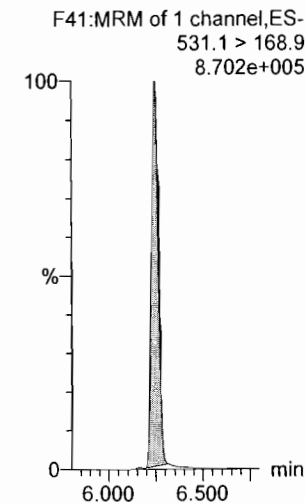
13C2-PFTeDA



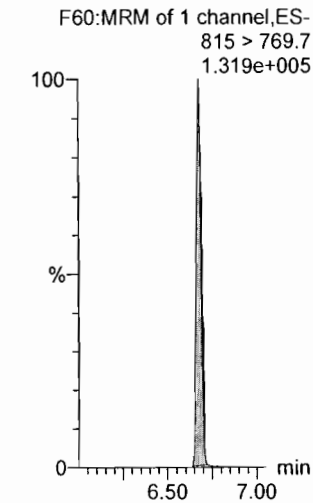
13C2-PFTeDA



d5-N-ETFOSA



13C2-PFHxDA

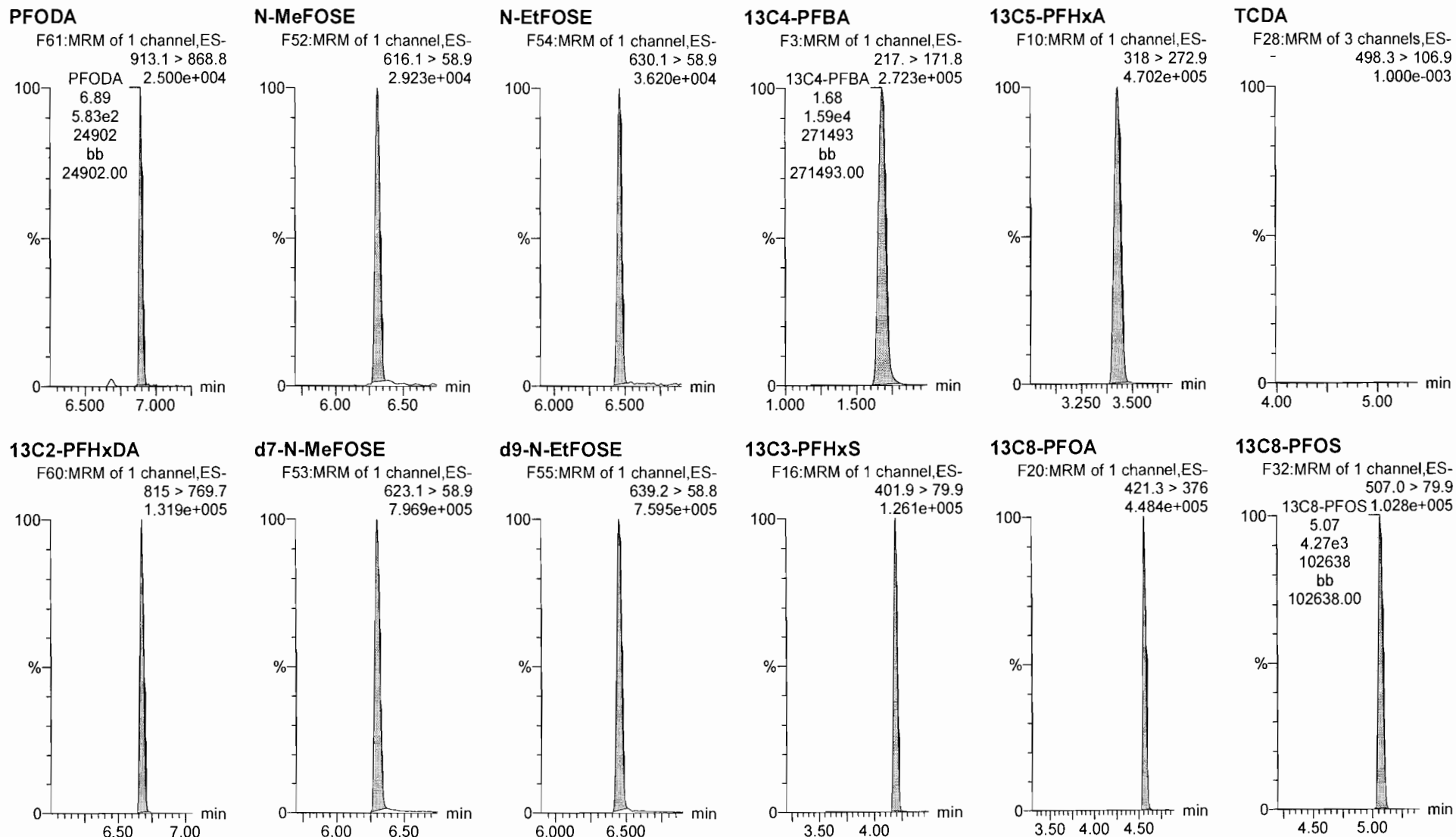


Dataset: F:\Projects\PFAS.PRO\Results\180119M1\180119M1-4.qld

Last Altered: Friday, January 19, 2018 14:15:17 Pacific Standard Time

Printed: Friday, January 19, 2018 14:16:33 Pacific Standard Time

Name: 180119M1_4, Date: 19-Jan-2018, Time: 12:00:07, ID: ST180119M1-1 PFC CS0 18A0808, Description: PFC CS0 18A0808



Dataset: F:\Projects\PFAS.PRO\Results\180119M1\180119M1-4.qld

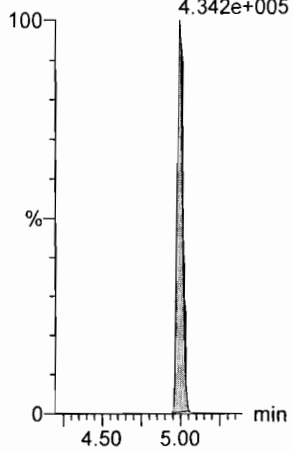
Last Altered: Friday, January 19, 2018 14:15:17 Pacific Standard Time

Printed: Friday, January 19, 2018 14:16:33 Pacific Standard Time

Name: 180119M1_4, Date: 19-Jan-2018, Time: 12:00:07, ID: ST180119M1-1 PFC CS0 18A0808, Description: PFC CS0 18A0808

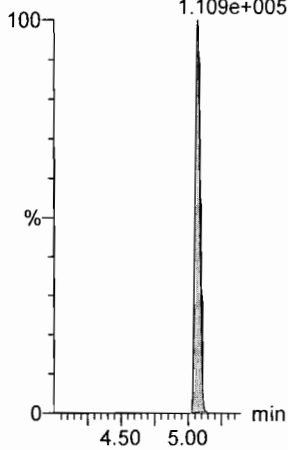
13C9-PFNA

F26:MRM of 1 channel,ES-
472.2 > 426.9
4.342e+005



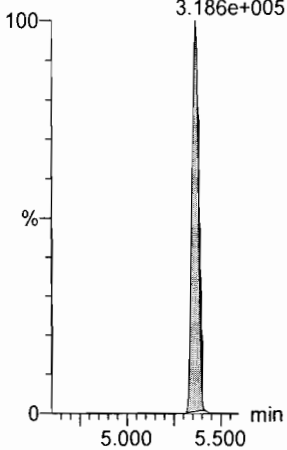
13C4-PFOS

F30:MRM of 1 channel,ES-
503 > 79.9
1.109e+005



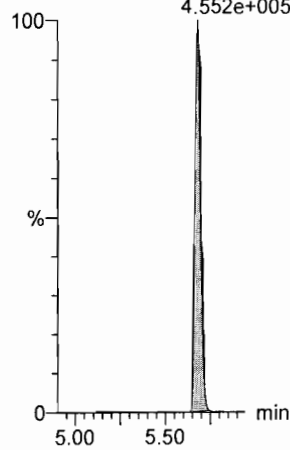
13C6-PFDA

F37:MRM of 1 channel,ES-
519.1 > 473.7
3.186e+005



13C7-PFUdA

F45:MRM of 1 channel,ES-
570.1 > 524.8
4.552e+005



Dataset: F:\Projects\PFAS.PRO\Results\180119M1\180119M1-12.qld

ⓑ PFDA > 130%

Last Altered: Friday, January 19, 2018 14:10:59 Pacific Standard Time
Printed: Friday, January 19, 2018 14:12:22 Pacific Standard Time

Method: F:\Projects\PFAS.PRO\MethDB\PFAS_FULL_80C_011918.mdb 19 Jan 2018 11:26:14
Calibration: F:\Projects\PFAS.PRO\CurveDB\C18_VAL-PFAS_Q4_01-18-18-FULL.cdb 19 Jan 2018 09:30:24

AC
1/19/19

Name: 180119M1_12, Date: 19-Jan-2018, Time: 13:31:39, ID: ST180119M1-2 PFC CS3 18A0811, Description: PFC CS3 18A0811

#	Name	Trace	Area	IS Area	wt/vol	RRF	Pred.RT	RT	y Axis Resp.	Conc.	%Rec
1	1 PFBA	213.0 > 168.8	1.44e4	1.47e4	1.0000		1.70	1.66	12.3	10.854	108.5
2	2 PFPeA	263.1 > 218.9	1.47e4	1.72e4	1.0000		2.68	2.63	10.7	11.190	111.9
3	3 PFBS	299.0 > 79.7	3.17e3	2.01e3	1.0000		2.95	2.91	19.7	10.428	104.3
4	4 PFHxA	313.2 > 268.9	1.64e4	5.25e3	1.0000		3.46	3.41	15.6	9.935	99.4
5	5 PFHpA	363.0 > 318.9	1.32e4	1.29e4	1.0000		4.08	4.04	12.8	10.596	106.0
6	6 L-PFHxS	398.9 > 79.6	2.54e3	1.71e3	1.0000		4.22	4.17	18.6	9.201	92.0
7	8 6:2 FTS	427.1 > 407	3.03e3	1.71e3	1.0000		4.54	4.49	22.2	8.291	82.9
8	9 L-PFOA	413 > 368.7	1.69e4	1.99e4	1.0000		4.60	4.55	10.6	11.792	117.9
9	11 PFHpS	449 > 80.0	3.25e3	4.42e3	1.0000		4.70	4.65	9.20	8.240	82.4
10	12 PFNA	463.0 > 418.8	1.62e4	1.48e4	1.0000		5.03	4.97	13.7	12.643	126.4
11	13 PFOSA	498.1 > 77.8	3.73e3	4.14e3	1.0000		5.10	5.03	11.3	10.745	107.5
12	14 L-PFOS	499 > 79.9	4.23e3	4.42e3	1.0000		5.10	5.05	12.0	10.037	100.4
13	16 PFDA	513 > 468.8	1.65e4	1.17e4	1.0000		5.39	5.34	17.6	13.198	132.0
14	17 8:2 FTS	527 > 506.9	3.04e3	1.17e4	1.0000		5.37	5.32	3.24	10.045	100.4
15	18 N-MeFOSAA	570.1 > 419	7.92e3	7.11e3	1.0000		5.54	5.49	13.9	10.554	105.5
16	19 N-EtFOSAA	584.2 > 419	6.31e3	7.12e3	1.0000		5.69	5.64	11.1	9.250	92.5
17	20 PFUdA	563.0 > 518.9	1.87e4	1.76e4	1.0000		5.71	5.66	13.3	10.636	106.4
18	21 PFDS	598.8 > 80	4.60e3	1.20e4	1.0000		5.75	5.70	4.81	11.530	115.3
19	22 PFDoA	612.9 > 569.0	1.73e4	1.20e4	1.0000		5.99	5.93	18.0	9.712	97.1
20	23 N-MeFOSA	512.1 > 168.9	8.81e3	2.47e4	1.0000		5.91	5.89	53.4	47.097	94.2
21	24 PFTTrDA	662.9 > 618.9	1.88e4	1.20e4	1.0000		6.22	6.17	19.7	8.584	85.8
22	25 PFTeDA	712.9 > 668.8	1.56e4	7.54e3	1.0000		6.41	6.37	25.8	10.718	107.2
23	26 N-EtFOSA	526.1 > 168.9	1.16e4	3.86e4	1.0000		6.25	6.23	44.9	47.041	94.1
24	27 PFHxDA	813.1 > 768.6	5.68e3	3.64e3	1.0000		6.70	6.66	7.80	10.643	106.4
25	28 PFODA	913.1 > 868.8	6.07e3	3.64e3	1.0000		6.91	6.88	8.34	11.725	117.3
26	29 N-MeFOSE	616.1 > 58.9	1.14e4	4.13e4	1.0000		6.31	6.31	41.2	42.605	85.2
27	30 N-EtFOSE	630.1 > 58.9	1.21e4	2.81e4	1.0000		6.45	6.46	64.8	57.447	114.9
28	31 13C3-PFBA	216.1 > 171.8	1.47e4	1.72e4	1.0000	0.872	1.70	1.66	10.7	12.277	98.2
29	32 13C3-PFPeA	266. > 221.8	1.72e4	1.85e4	1.0000	0.788	2.68	2.63	11.6	14.738	117.9
30	33 13C3-PFBS	302. > 98.8	2.01e3	1.85e4	1.0000	0.105	2.95	2.90	1.36	12.932	103.5
31	Work Order 17011828	315 > 269.8	5.25e3	1.85e4	1.0000	0.685	3.46	3.41	3.54	5.170	103.5

10-130

ⓑ

50-150

Dataset: F:\Projects\PFAS.PRO\Results\180119M1\180119M1-12.qld

Ⓐ Not used.

Last Altered: Friday, January 19, 2018 14:10:59 Pacific Standard Time

Printed: Friday, January 19, 2018 14:12:22 Pacific Standard Time

Name: 180119M1_12, Date: 19-Jan-2018, Time: 13:31:39, ID: ST180119M1-2 PFC CS3 18A0811, Description: PFC CS3 18A0811

#	Name	Trace	Area	IS Area	wt/vol	RRF	Pred.RT	RT	y Axis Resp.	Conc.	%Rec	
32	35	13C4-PFHpA	367.2 > 321.8	1.29e4	1.85e4	1.0000	0.811	4.08	4.03	8.70	10.728	85.8
33	36	18O2-PFHxS	403.0 > 102.6	1.71e3	4.80e3	1.0000	0.371	4.22	4.17	4.44	11.971	95.8
34	37	13C2-6:2 FTS	429.1 > 408.9	3.03e3	1.74e4	1.0000	0.246	4.54	4.49	2.18	8.875	71.0
35	38	13C2-PFOA	414.9 > 369.7	1.99e4	1.74e4	1.0000	1.101	4.60	4.55	14.3	13.021	104.2
36	39	13C5-PFNA	468.2 > 422.9	1.48e4	1.70e4	1.0000	0.932	5.03	4.97	10.9	11.730	93.8
37	40	13C8-PFOSA	506.1 > 77.7	4.14e3	1.61e4	1.0000	0.176	5.10	5.03	3.21	18.241	145.9
38	41	13C8-PFOS	507.0 > 79.9	4.42e3	4.23e3	1.0000	1.047	5.10	5.05	13.1	12.473	99.8
39	42	13C2-PFDA	515.1 > 469.9	1.17e4	1.01e4	1.0000	1.178	5.39	5.34	14.5	12.326	98.6
40	43	13C2-8:2 FTS	529.1 > 508.7	1.50e3	1.85e4	1.0000	0.127	5.37	5.32	1.01	7.959	63.7
41	44	d3-N-MeFOSAA	573.3 > 419	7.11e3	1.61e4	1.0000	0.276	5.54	5.48	5.51	19.958	159.7
42	45	d5-N-EtFOSAA	589.3 > 419	7.12e3	1.61e4	1.0000	0.296	5.69	5.63	5.52	18.670	149.4
43	46	13C2-PFUDa	565 > 519.8	1.76e4	1.61e4	1.0000	1.054	5.71	5.66	13.6	12.904	103.2
44	47	13C2-PFDaA	615.0 > 569.7	1.20e4	1.61e4	1.0000	0.746	5.99	5.94	9.27	12.421	99.4
45	48	d3-N-MeFOSA	515.2 > 168.9	2.47e4	1.61e4	1.0000	0.098	5.91	5.91	19.2	195.018	130.0
46	49	13C2-PFTeDA	714.8 > 669.6	7.54e3	1.61e4	1.0000	0.390	6.41	6.37	5.85	15.005	120.0
47	50	d5-N-ETFOSA	531.1 > 168.9	3.86e4	1.61e4	1.0000	0.145	6.25	6.24	29.9	206.347	137.6
48	51	13C2-PFHxDA	815 > 769.7	3.64e3	1.61e4	1.0000	0.587	6.70	6.66	2.82	4.812	96.2
49	52	d7-N-MeFOSE	623.1 > 58.9	4.13e4	1.61e4	1.0000	0.138	6.31	6.30	32.0	232.033	Ⓐ 154.7
50	53	d9-N-EtFOSE	639.2 > 58.8	2.81e4	1.61e4	1.0000	0.133	6.45	6.45	21.8	163.349	108.9
51	54	13C4-PFBA	217. > 171.8	1.72e4	1.72e4	1.0000	1.000	1.70	1.66	12.5	12.500	100.0
52	55	13C5-PFHxA	318 > 272.9	1.85e4	1.85e4	1.0000	1.000	3.46	3.41	12.5	12.500	100.0
53	56	13C3-PFHxS	401.9 > 79.9	4.80e3	4.80e3	1.0000	1.000	4.22	4.17	12.5	12.500	100.0
54	57	13C8-PFOA	421.3 > 376	1.74e4	1.74e4	1.0000	1.000	4.60	4.54	12.5	12.500	100.0
55	58	13C9-PFNA	472.2 > 426.9	1.70e4	1.70e4	1.0000	1.000	5.03	4.98	12.5	12.500	100.0
56	59	13C4-PFOS	503 > 79.9	4.23e3	4.23e3	1.0000	1.000	5.10	5.05	12.5	12.500	100.0
57	60	13C6-PFDA	519.1 > 473.7	1.01e4	1.01e4	1.0000	1.000	5.39	5.34	12.5	12.500	100.0
58	61	13C7-PFUDa	570.1 > 524.8	1.61e4	1.61e4	1.0000	1.000	5.71	5.66	12.5	12.500	100.0

50-150
↓

Dataset: Untitled

Last Altered: Friday, January 19, 2018 14:17:40 Pacific Standard Time

Printed: Friday, January 19, 2018 14:19:24 Pacific Standard Time

Method: F:\Projects\PFAS.PRO\MethDB\PFAS_FULL_80C_011918.mdb 19 Jan 2018 11:26:14

Calibration: F:\Projects\PFAS.PRO\CurveDB\C18_VAL-PFAS_Q4_01-18-18-FULL.cdb 19 Jan 2018 09:30:24

Compound name: PFBA

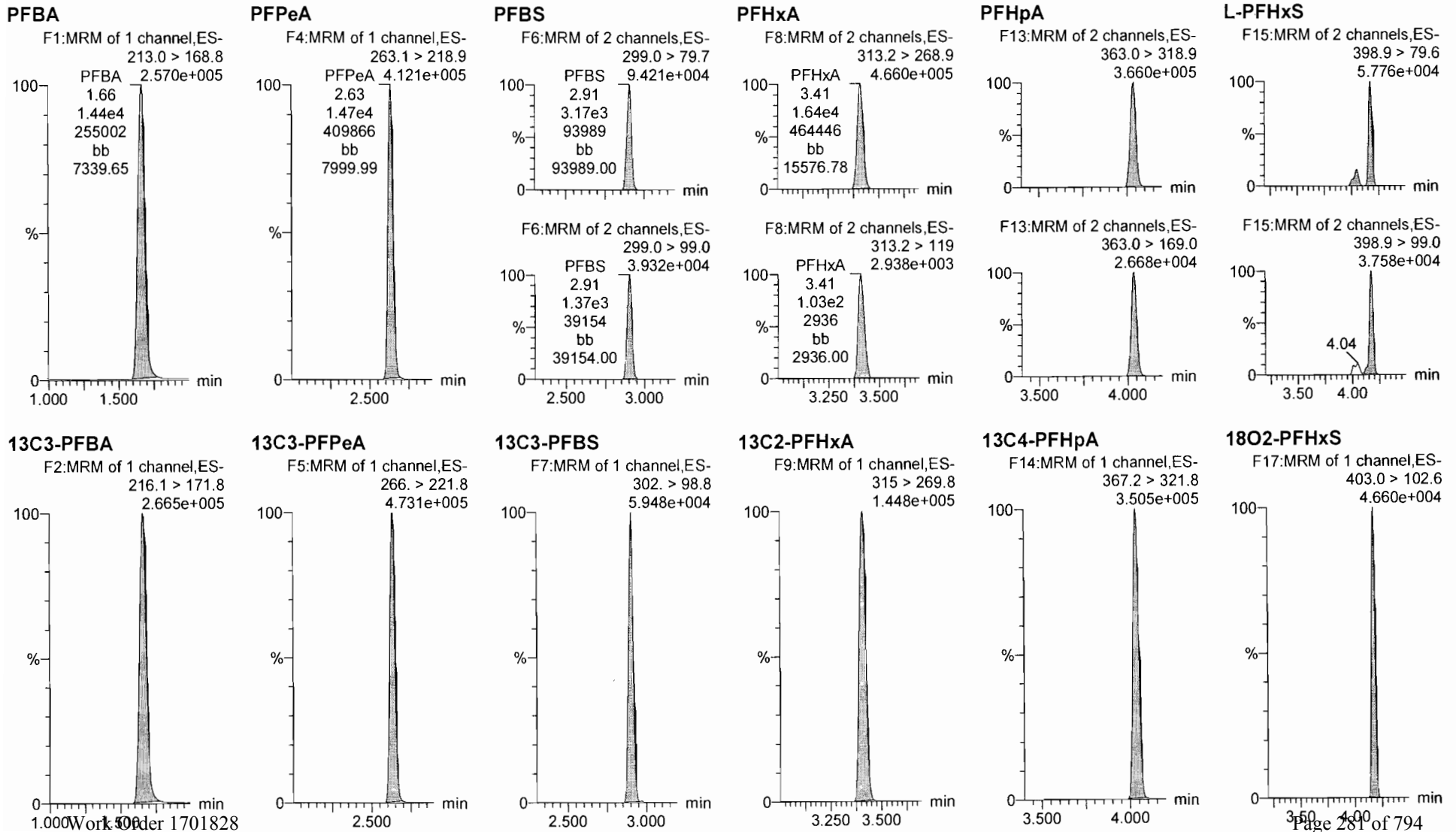
	Name	ID	Acq.Date	Acq.Time
1	180119M1_3	IPA	19-Jan-18	11:08:29
2	180119M1_4	ST180119M1-1 PFC CS0 18A0808	19-Jan-18	12:00:07
3	180119M1_5	IPA	19-Jan-18	12:11:31
4	180119M1_6	1701971-01@40X WT1712111000JLB 0.25825	19-Jan-18	12:22:57
5	180119M1_7	1701971-01@10X WT1712111000JLB 0.25825	19-Jan-18	12:34:25
6	180119M1_8	IPA	19-Jan-18	12:45:46
7	180119M1_9	1701971-02 WT1712111020JLB 0.2498	19-Jan-18	12:57:13
8	180119M1_10	1701828-02RE1 IR03-MW049-C1-17D 0.25035	19-Jan-18	13:08:40
9	180119M1_11	IPA	19-Jan-18	13:20:09
10	180119M1_12	ST180119M1-2 PFC CS3 18A0811	19-Jan-18	13:31:39
11	180119M1_13	IPA	19-Jan-18	13:43:08

Dataset: F:\Projects\PFAS.PRO\Results\180119M1\180119M1-12.qld

Last Altered: Friday, January 19, 2018 14:10:59 Pacific Standard Time
Printed: Friday, January 19, 2018 14:12:22 Pacific Standard Time

Method: F:\Projects\PFAS.PRO\MethDB\PFAS_FULL_80C_011918.mdb 19 Jan 2018 11:26:14
Calibration: F:\Projects\PFAS.PRO\CurveDB\C18_VAL-PFAS_Q4_01-18-18-FULL.cdb 19 Jan 2018 09:30:24

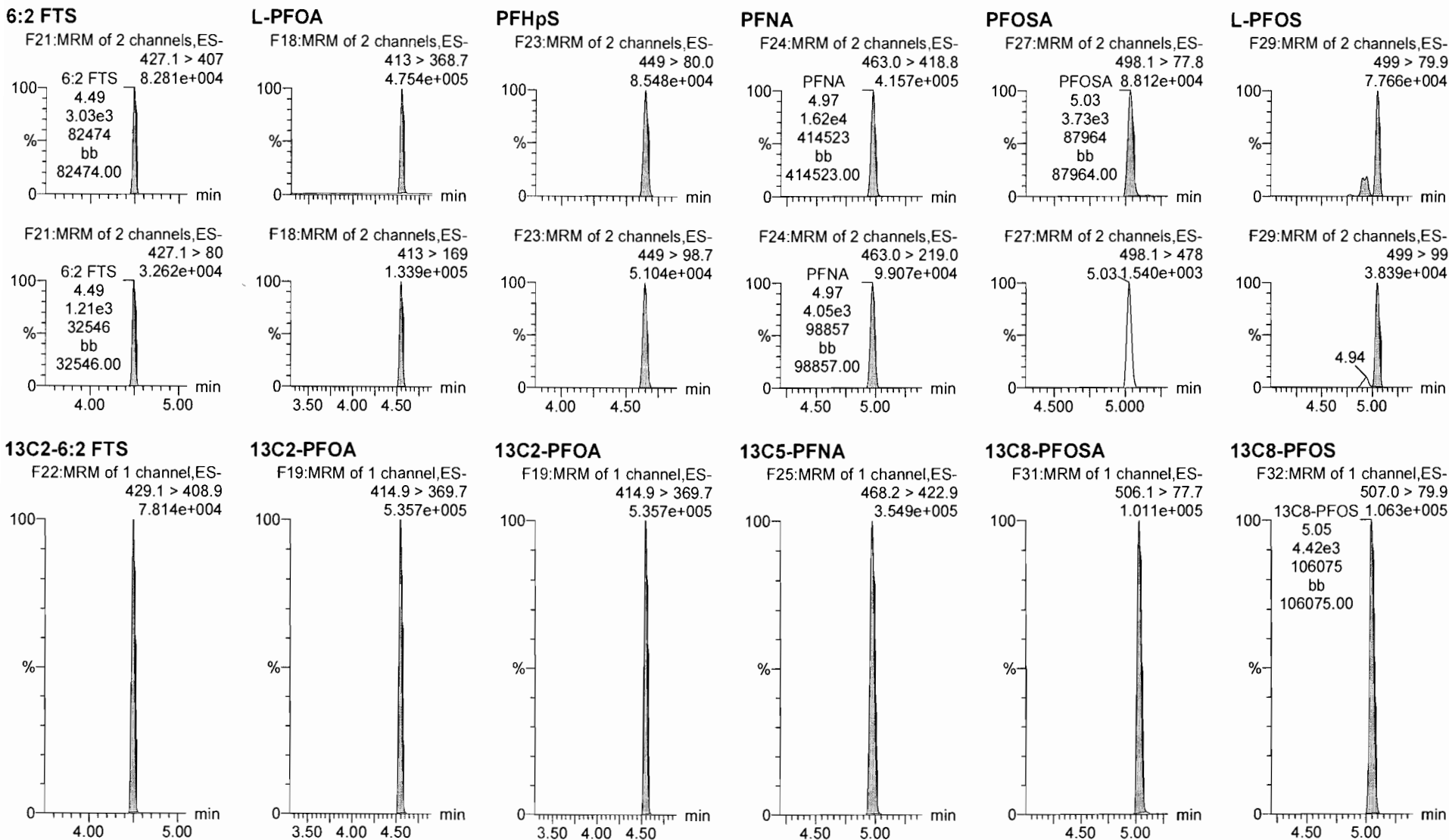
Name: 180119M1_12, Date: 19-Jan-2018, Time: 13:31:39, ID: ST180119M1-2 PFC CS3 18A0811, Description: PFC CS3 18A0811



Dataset: F:\Projects\PFAS.PRO\Results\180119M1\180119M1-12.qld

Last Altered: Friday, January 19, 2018 14:10:59 Pacific Standard Time
Printed: Friday, January 19, 2018 14:12:22 Pacific Standard Time

Name: 180119M1_12, Date: 19-Jan-2018, Time: 13:31:39, ID: ST180119M1-2 PFC CS3 18A0811, Description: PFC CS3 18A0811

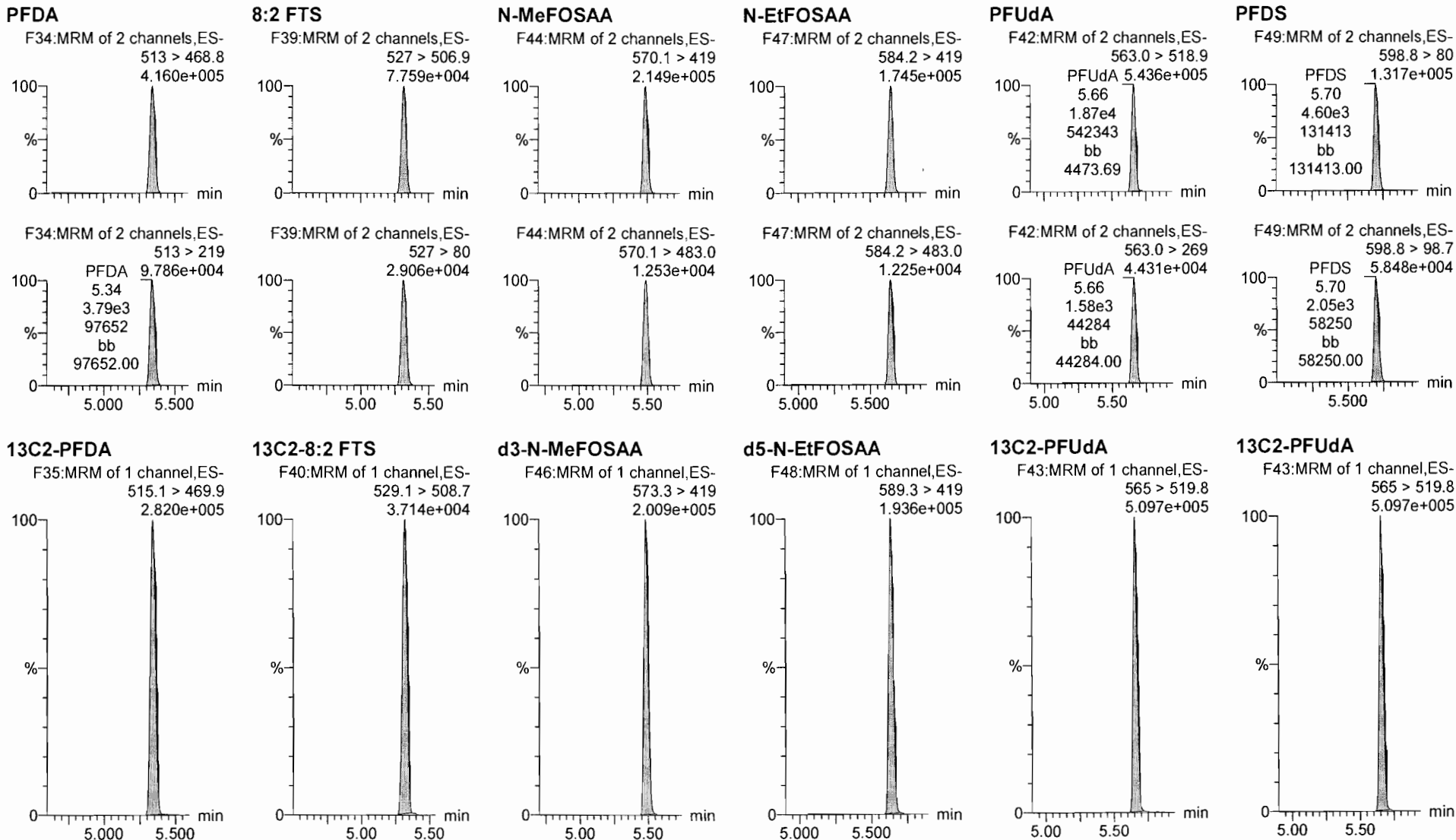


Dataset: F:\Projects\PFAS.PRO\Results\180119M1\180119M1-12.qld

Last Altered: Friday, January 19, 2018 14:10:59 Pacific Standard Time

Printed: Friday, January 19, 2018 14:12:22 Pacific Standard Time

Name: 180119M1_12, Date: 19-Jan-2018, Time: 13:31:39, ID: ST180119M1-2 PFC CS3 18A0811, Description: PFC CS3 18A0811



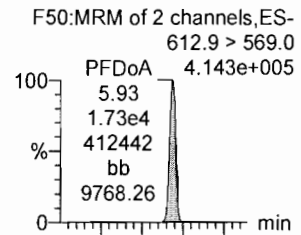
Dataset: F:\Projects\PFAS.PRO\Results\180119M1\180119M1-12.qld

Last Altered: Friday, January 19, 2018 14:10:59 Pacific Standard Time

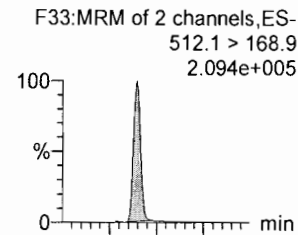
Printed: Friday, January 19, 2018 14:12:22 Pacific Standard Time

Name: 180119M1_12, Date: 19-Jan-2018, Time: 13:31:39, ID: ST180119M1-2 PFC CS3 18A0811, Description: PFC CS3 18A0811

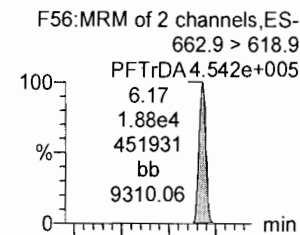
PFD_oA



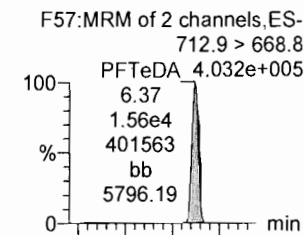
N-MeFOSA



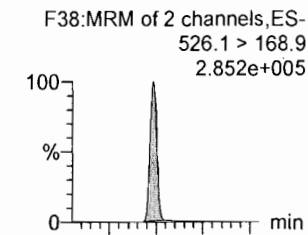
PFT_rDA



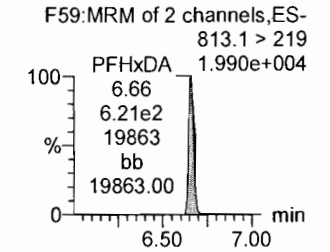
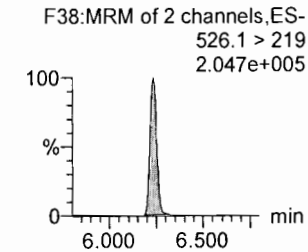
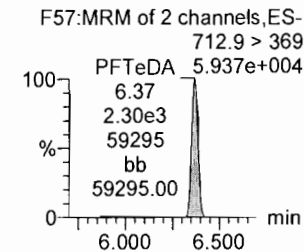
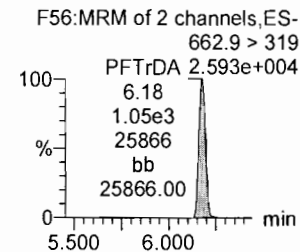
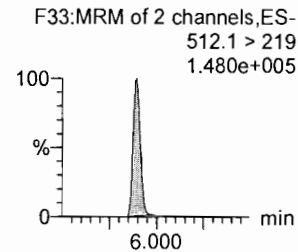
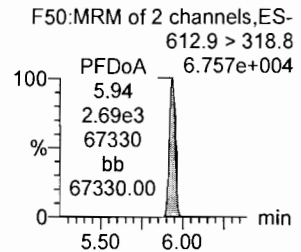
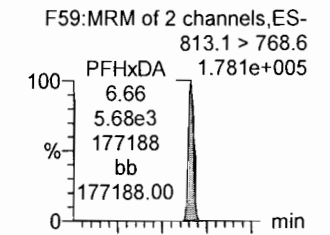
PFT_eDA



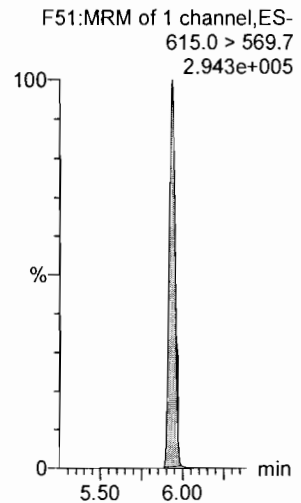
N-EtFOSA



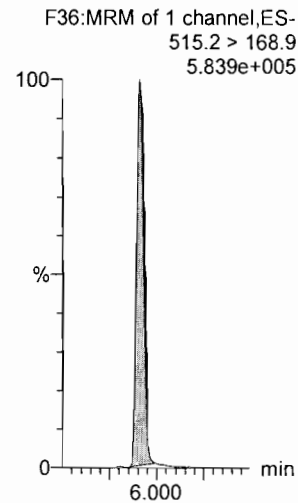
PFH_xDA



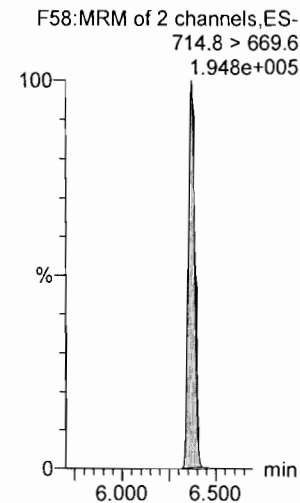
¹³C2-PFD_oA



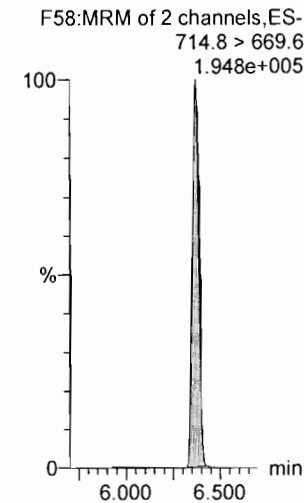
^{d3}-N-MeFOSA



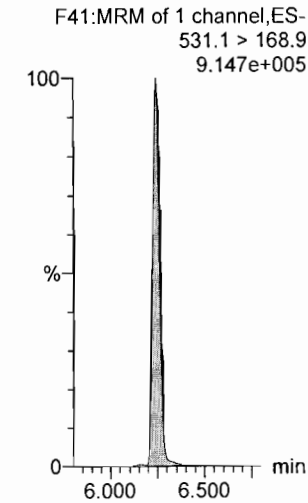
¹³C2-PFT_eDA



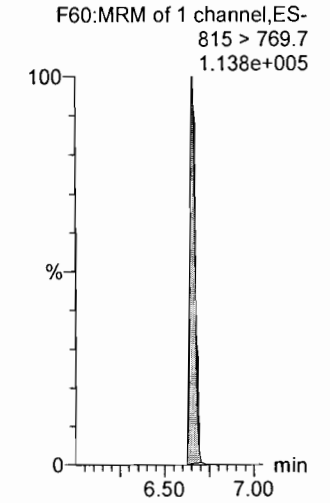
¹³C2-PFT_rDA



^{d5}-N-ETFOA



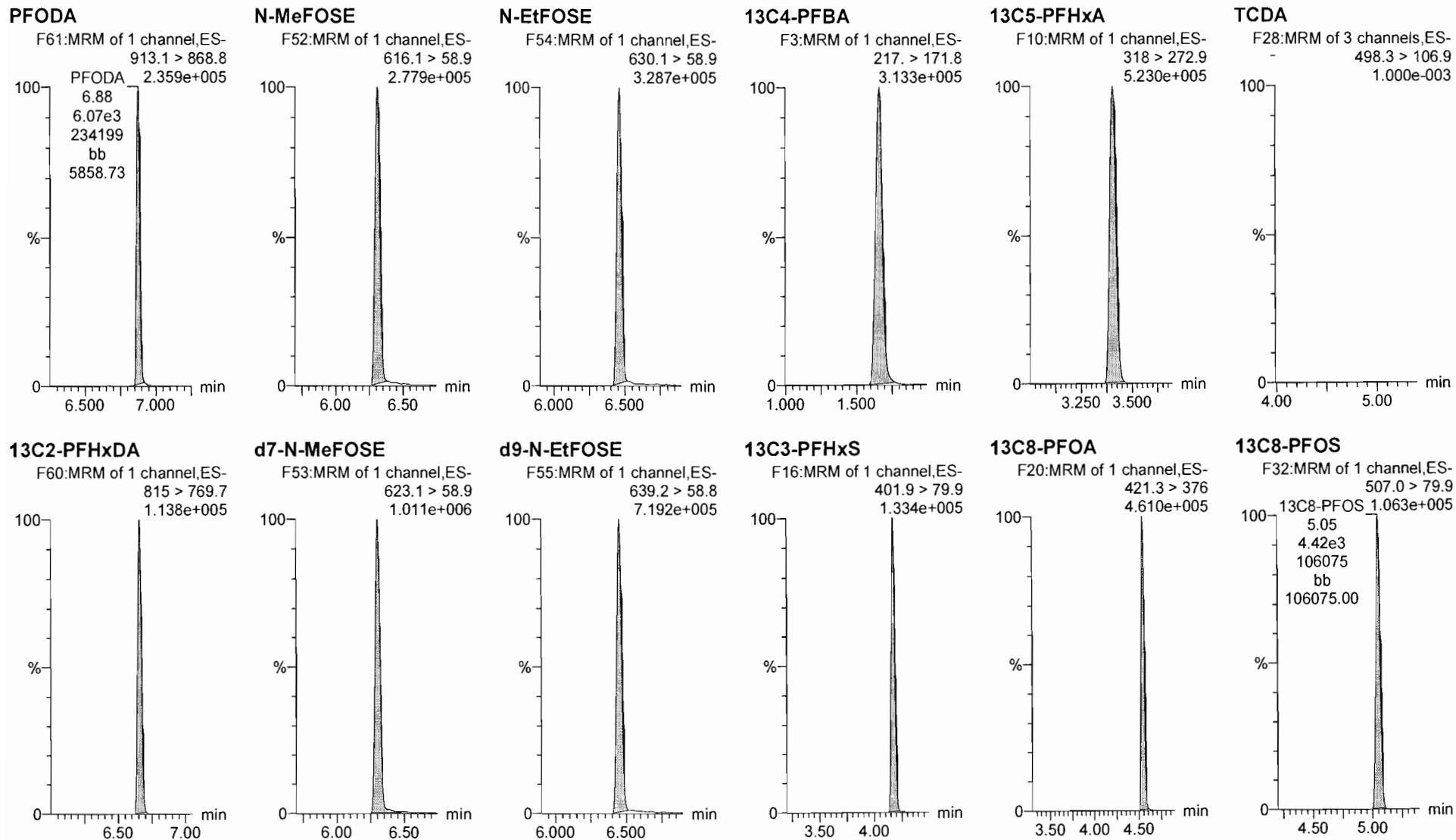
¹³C2-PFH_xDA



Dataset: F:\Projects\PFAS.PRO\Results\180119M1\180119M1-12.qld

Last Altered: Friday, January 19, 2018 14:10:59 Pacific Standard Time
Printed: Friday, January 19, 2018 14:12:22 Pacific Standard Time

Name: 180119M1_12, Date: 19-Jan-2018, Time: 13:31:39, ID: ST180119M1-2 PFC CS3 18A0811, Description: PFC CS3 18A0811



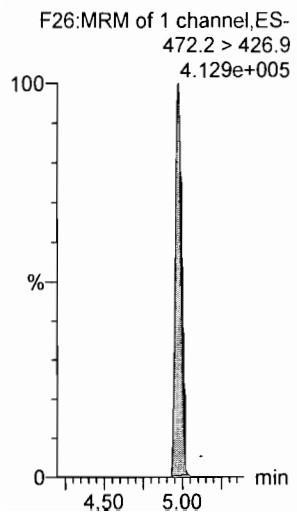
Dataset: F:\Projects\PFAS.PRO\Results\180119M1\180119M1-12.qld

Last Altered: Friday, January 19, 2018 14:10:59 Pacific Standard Time

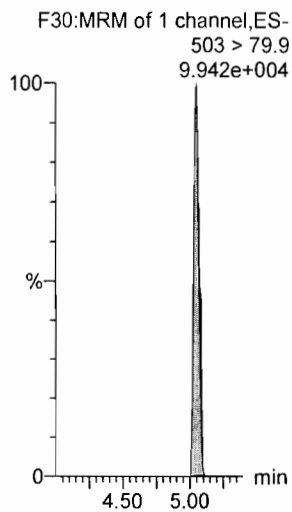
Printed: Friday, January 19, 2018 14:12:22 Pacific Standard Time

Name: 180119M1_12, Date: 19-Jan-2018, Time: 13:31:39, ID: ST180119M1-2 PFC CS3 18A0811, Description: PFC CS3 18A0811

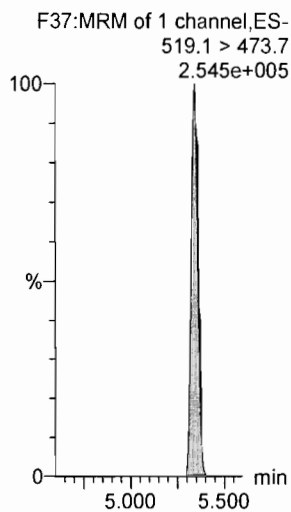
13C9-PFNA



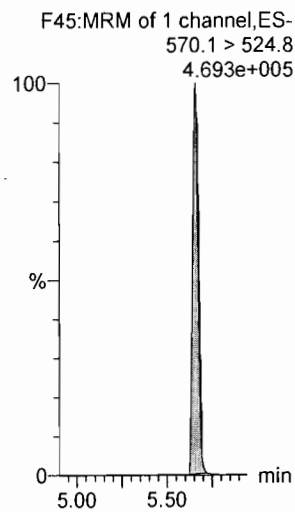
13C4-PFOS



13C6-PFDA



13C7-PFUdA



INITIAL CALIBRATION (ICAL)
INCLUDING ASSOCIATED
INITIAL CALIBRATION VERIFICATION (ICV) AND INSTRUMENT BLANK (IB)

Dataset: U:\Q4.PRO\results\180103M2\180103M2-CRV-PFOS-PFHXS.qld

Last Altered: Monday, January 08, 2018 15:56:22 Pacific Standard Time
 Printed: Monday, January 08, 2018 16:03:36 Pacific Standard Time

Method: U:\Q4.PRO\MethDB\PFAS_FULL_80C_122917-PFOA-QUAD.mdb 05 Jan 2018 10:33:24
 Calibration: U:\Q4.PRO\CurveDB\C18_VAL-PFAS_Q4_01-03-18_PFOS-PFHXS.cdb 08 Jan 2018 15:56:22

AC
1/8/18

✓ J.A.
01/09/2018

Compound name: L-PFHxS

Coefficient of Determination: R² = 0.996604
 Calibration curve: -0.000829735 * x² + 1.83851 * x + -0.0962457
 Response type: Internal Std (Ref 36), Area * (IS Conc. / IS Area)
 Curve type: 2nd Order, Origin: Exclude, Weighting: 1/x, Axis trans: None

#	Name	Type	Std. Conc	RT	Area	IS Area	Response	Conc.	%Dev	Conc. Flag	CoD	CoD Flag	x=excluded
1	1 180103M2_2	Standard	0.250	3.86	26.936	798.304	0.422	0.3	12.7	NO	0.997	NO	MM
2	2 180103M2_3	Standard	0.500	3.87	45.726	866.288	0.660	0.4	-17.7	NO	0.997	NO	MM
3	3 180103M2_4	Standard	1.000	3.86	135.291	860.284	1.966	1.1	12.2	NO	0.997	NO	MM
4	4 180103M2_5	Standard	2.000	3.86	300.082	1000.632	3.749	2.1	4.7	NO	0.997	NO	MM
5	5 180103M2_6	Standard	5.000	3.86	596.466	901.003	8.275	4.6	-8.7	NO	0.997	NO	MM
6	6 180103M2_7	Standard	10.000	3.86	1405.087	957.149	18.350	10.1	0.8	NO	0.997	NO	MM
7	7 180103M2_8	Standard	50.000	3.86	6128.997	956.122	80.128	44.5	-10.9	NO	0.997	NO	MM
8	8 180103M2_9	Standard	100.000	3.86	13009.118	860.897	188.889	108.1	8.1	NO	0.997	NO	MM
9	9 180103M2_10	Standard	250.000	3.86	31744.688	981.629	404.235	247.6	-1.0	NO	0.997	NO	MM

Compound name: L-PFOS

Coefficient of Determination: R² = 0.998060
 Calibration curve: 0.000989695 * x² + 0.981308 * x + 0.369372
 Response type: Internal Std (Ref 41), Area * (IS Conc. / IS Area)
 Curve type: 2nd Order, Origin: Exclude, Weighting: 1/x, Axis trans: None

#	Name	Type	Std. Conc	RT	Area	IS Area	Response	Conc.	%Dev	Conc. Flag	CoD	CoD Flag	x=excluded
1	1 180103M2_2	Standard	0.250	4.75	50.946	2207.920	0.288			NO	0.998	NO	MMXI
2	2 180103M2_3	Standard	0.500	4.75	143.105	2450.195	0.730	0.4	-26.5	NO	0.998	NO	MM
3	3 180103M2_4	Standard	1.000	4.75	235.664	2229.746	1.321	1.0	-3.1	NO	0.998	NO	MM
4	4 180103M2_5	Standard	2.000	4.75	396.771	2357.276	2.104	1.8	-11.8	NO	0.998	NO	MM
5	5 180103M2_6	Standard	5.000	4.75	1089.329	2113.940	6.441	6.1	23.0	NO	0.998	NO	MM
6	6 180103M2_7	Standard	10.000	4.75	2273.407	2284.577	12.439	12.2	21.5	NO	0.998	NO	MM
7	7 180103M2_8	Standard	50.000	4.75	9651.352	2309.345	52.241	50.3	0.6	NO	0.998	NO	MM
8	8 180103M2_9	Standard	100.000	4.75	20567.295	2489.010	103.291	95.7	-4.3	NO	0.998	NO	MM
9	9 180103M2_10	Standard	250.000	4.75	59058.434	2385.839	309.422	251.3	0.5	NO	0.998	NO	MM

Dataset: U:\Q4.PRO\results\180103M2\180103M2-CRV-PFOS-PFHXS.qld

Last Altered: Monday, January 08, 2018 15:56:22 Pacific Standard Time

Printed: Monday, January 08, 2018 16:03:36 Pacific Standard Time

Compound name: 18O2-PFHxS

Response Factor: 0.3591

RRF SD: 0.0185592, Relative SD: 5.16825

Response type: Internal Std (Ref 56), Area * (IS Conc. / IS Area)

Curve type: RF

#	Name	Type	Std. Conc	RT	Area	IS Area	Response	Conc.	%Dev	Conc. Flag	CoD	CoD Flag	x=excluded
1	1 180103M2_2	Standard	12.500	3.86	798.304	2111.098	4.727	13.2	5.3	NO		NO	bb
2	2 180103M2_3	Standard	12.500	3.87	866.288	2529.932	4.280	11.9	-4.6	NO		NO	bb
3	3 180103M2_4	Standard	12.500	3.86	860.284	2494.427	4.311	12.0	-4.0	NO		NO	bb
4	4 180103M2_5	Standard	12.500	3.86	1000.632	2661.247	4.700	13.1	4.7	NO		NO	bb
5	5 180103M2_6	Standard	12.500	3.86	901.003	2414.379	4.665	13.0	3.9	NO		NO	bb
6	6 180103M2_7	Standard	12.500	3.86	957.149	2842.619	4.209	11.7	-6.2	NO		NO	bb
7	7 180103M2_8	Standard	12.500	3.87	956.122	2593.853	4.608	12.8	2.6	NO		NO	bb
8	8 180103M2_9	Standard	12.500	3.86	860.897	2564.010	4.197	11.7	-6.5	NO		NO	bb
9	9 180103M2_10	Standard	12.500	3.86	981.629	2609.399	4.702	13.1	4.8	NO		NO	bb

Compound name: 13C8-PFOS

Response Factor: 0.996226

RRF SD: 0.12308, Relative SD: 12.3547

Response type: Internal Std (Ref 59), Area * (IS Conc. / IS Area)

Curve type: RF

#	Name	Type	Std. Conc	RT	Area	IS Area	Response	Conc.	%Dev	Conc. Flag	CoD	CoD Flag	x=excluded
1	1 180103M2_2	Standard	12.500	4.75	2207.920	2136.258	12.919	13.0	3.7	NO		NO	bb
2	2 180103M2_3	Standard	12.500	4.75	2450.195	2004.775	15.277	15.3	22.7	NO		NO	bb
3	3 180103M2_4	Standard	12.500	4.75	2229.746	1955.301	14.254	14.3	14.5	NO		NO	bb
4	4 180103M2_5	Standard	12.500	4.75	2357.276	2439.480	12.079	12.1	-3.0	NO		NO	bb
5	5 180103M2_6	Standard	12.500	4.75	2113.940	2197.625	12.024	12.1	-3.4	NO		NO	bb
6	6 180103M2_7	Standard	12.500	4.75	2284.577	2806.536	10.175	10.2	-18.3	NO		NO	bb
7	7 180103M2_8	Standard	12.500	4.75	2309.345	2339.165	12.341	12.4	-0.9	NO		NO	bb
8	8 180103M2_9	Standard	12.500	4.75	2489.010	2774.341	11.214	11.3	-9.9	NO		NO	bb
9	9 180103M2_10	Standard	12.500	4.75	2385.839	2529.240	11.791	11.8	-5.3	NO		NO	bb

Dataset: U:\Q4.PRO\results\180103M2\180103M2-CRV-PFOS-PFHXS.qld

Last Altered: Monday, January 08, 2018 15:56:22 Pacific Standard Time

Printed: Monday, January 08, 2018 16:03:36 Pacific Standard Time

Compound name: 13C3-PFHxS

Response Factor: 1

RRF SD: 0, Relative SD: 0

Response type: Internal Std (Ref 56), Area * (IS Conc. / IS Area)

Curve type: RF

#	Name	Type	Std. Conc	RT	Area	IS Area	Response	Conc.	%Dev	Conc. Flag	CoD	CoD Flag	x=excluded
1	1 180103M2_2	Standard	12.500	3.86	2111.09E	2111.09E	12.500	12.5	0.0	NO		NO	bb
2	2 180103M2_3	Standard	12.500	3.86	2529.932	2529.932	12.500	12.5	0.0	NO		NO	bb
3	3 180103M2_4	Standard	12.500	3.86	2494.427	2494.427	12.500	12.5	0.0	NO		NO	bb
4	4 180103M2_5	Standard	12.500	3.86	2661.247	2661.247	12.500	12.5	0.0	NO		NO	bb
5	5 180103M2_6	Standard	12.500	3.86	2414.379	2414.379	12.500	12.5	0.0	NO		NO	bb
6	6 180103M2_7	Standard	12.500	3.86	2842.619	2842.619	12.500	12.5	0.0	NO		NO	bb
7	7 180103M2_8	Standard	12.500	3.86	2593.853	2593.853	12.500	12.5	0.0	NO		NO	bb
8	8 180103M2_9	Standard	12.500	3.86	2564.010	2564.010	12.500	12.5	0.0	NO		NO	bb
9	9 180103M2_10	Standard	12.500	3.86	2609.399	2609.399	12.500	12.5	0.0	NO		NO	bb

Compound name: 13C4-PFOS

Response Factor: 1

RRF SD: 0, Relative SD: 0

Response type: Internal Std (Ref 59), Area * (IS Conc. / IS Area)

Curve type: RF

#	Name	Type	Std. Conc	RT	Area	IS Area	Response	Conc.	%Dev	Conc. Flag	CoD	CoD Flag	x=excluded
1	1 180103M2_2	Standard	12.500	4.75	2136.258	2136.258	12.500	12.5	0.0	NO		NO	bb
2	2 180103M2_3	Standard	12.500	4.75	2004.775	2004.775	12.500	12.5	0.0	NO		NO	bb
3	3 180103M2_4	Standard	12.500	4.75	1955.301	1955.301	12.500	12.5	0.0	NO		NO	bb
4	4 180103M2_5	Standard	12.500	4.75	2439.480	2439.480	12.500	12.5	0.0	NO		NO	bb
5	5 180103M2_6	Standard	12.500	4.75	2197.625	2197.625	12.500	12.5	0.0	NO		NO	bb
6	6 180103M2_7	Standard	12.500	4.75	2806.536	2806.536	12.500	12.5	0.0	NO		NO	bb
7	7 180103M2_8	Standard	12.500	4.75	2339.165	2339.165	12.500	12.5	0.0	NO		NO	bb
8	8 180103M2_9	Standard	12.500	4.75	2774.341	2774.341	12.500	12.5	0.0	NO		NO	bb
9	9 180103M2_10	Standard	12.500	4.75	2529.240	2529.240	12.500	12.5	0.0	NO		NO	bb

Dataset: U:\Q4.PRO\results\180103M2\180103M2-CRV-PFOS-PFHXS.qld

Last Altered: Monday, January 08, 2018 15:56:22 Pacific Standard Time

Printed: Monday, January 08, 2018 16:03:36 Pacific Standard Time

Method: U:\Q4.PRO\MethDB\PFAS_FULL_80C_122917-PFOA-QUAD.mdb 05 Jan 2018 10:33:24

Calibration: U:\Q4.PRO\CurveDB\C18_VAL-PFAS_Q4_01-03-18_PFOS-PFHXS.cdb 08 Jan 2018 15:56:22

Name: 180103M2_2, Date: 03-Jan-2018, Time: 22:32:37, ID: ST180103M2-1 PFC CS-2 17L2805, Description: PFC CS-2 17L2805

#	Name	CoD	CoD Flag	%RSD
1	6 L-PFHxS	0.9966	NO	
2	14 L-PFOS	0.9981	NO	
3	36 18O2-PFHxS		NO	5.168
4	41 13C8-PFOS		NO	12.355
5	56 13C3-PFHxS		NO	0.000
6	59 13C4-PFOS		NO	0.000

Dataset: Untitled

Last Altered: Monday, January 08, 2018 16:09:56 Pacific Standard Time

Printed: Monday, January 08, 2018 16:10:37 Pacific Standard Time

Method: U:\Q4.PRO\MethDB\PFAS_FULL_80C_122917-PFOA-QUAD.mdb 05 Jan 2018 10:33:24

Calibration: U:\Q4.PRO\CurveDB\C18_VAL-PFAS_Q4_01-03-18_PFOS-PFHXS.cdb 08 Jan 2018 15:56:22

Compound name: PFBA

	Name	ID	Acq.Date	Acq.Time
1	180103M2_1	IPA	03-Jan-18	22:21:28
2	180103M2_2	ST180103M2-1 PFC CS-2 17L2805	03-Jan-18	22:32:37
3	180103M2_3	ST180103M2-2 PFC CS-1 17L2806	03-Jan-18	22:43:47
4	180103M2_4	ST180103M2-3 PFC CS0 17L2807	03-Jan-18	22:54:58
5	180103M2_5	ST180103M2-4 PFC CS1 17L2808	03-Jan-18	23:06:09
6	180103M2_6	ST180103M2-5 PFC CS2 17L2809	03-Jan-18	23:17:21
7	180103M2_7	ST180103M2-6 PFC CS3 17L2810	03-Jan-18	23:28:33
8	180103M2_8	ST180103M2-7 PFC CS4 17L2811	03-Jan-18	23:39:44
9	180103M2_9	ST180103M2-8 PFC CS5 17L2812	03-Jan-18	23:50:54
10	180103M2_10	ST180103M2-9 PFC CS6 17L2816	04-Jan-18	00:02:05
11	180103M2_11	ST180103M2-10 PFC CS7 17L2817	04-Jan-18	00:13:16
12	180103M2_12	IPA	04-Jan-18	00:24:32
13	180103M2_13	ICV180103M2-1 PFC ICV 17L2804	04-Jan-18	00:35:51

Dataset: U:\Q4.PRO\results\180103M2\180103M2-CRV-PFOS-PFHXS.qld

Last Altered: Monday, January 08, 2018 15:56:22 Pacific Standard Time

Printed: Monday, January 08, 2018 16:01:48 Pacific Standard Time

Method: U:\Q4.PRO\MethDB\PFAS_FULL_80C_122917-PFOA-QUAD.mdb 05 Jan 2018 10:33:24

Calibration: U:\Q4.PRO\CurveDB\C18_VAL-PFAS_Q4_01-03-18_PFOS-PFHXS.cdb 08 Jan 2018 15:56:22

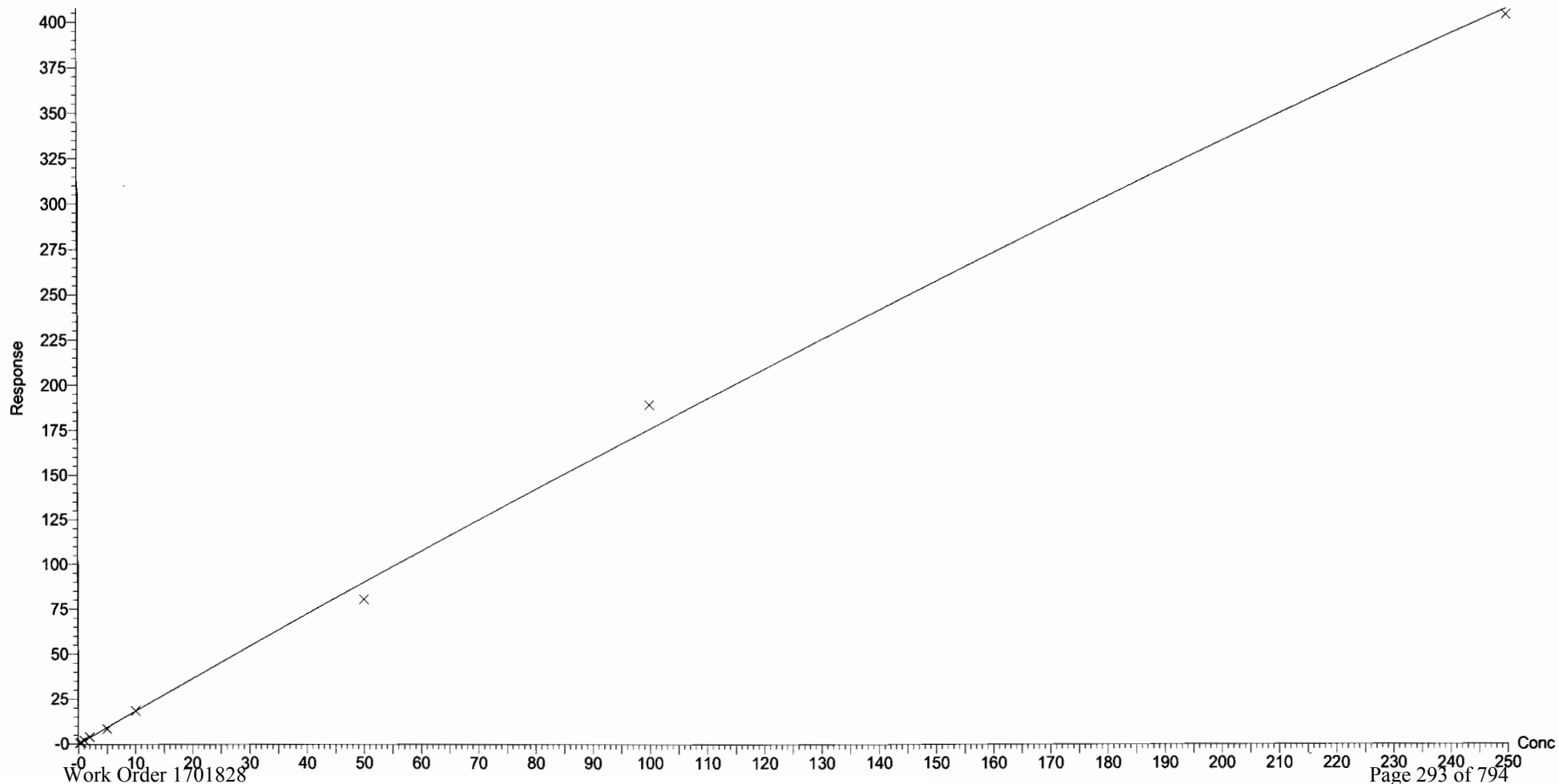
Compound name: L-PFHxS

Coefficient of Determination: $R^2 = 0.996604$

Calibration curve: $-0.000829735 * x^2 + 1.83851 * x + -0.0962457$

Response type: Internal Std (Ref 36), Area * (IS Conc. / IS Area)

Curve type: 2nd Order, Origin: Exclude, Weighting: 1/x, Axis trans: None



Dataset: U:\Q4.PRO\results\180103M2\180103M2-CRV-PFOS-PFHXS.qld

Last Altered: Monday, January 08, 2018 15:56:22 Pacific Standard Time

Printed: Monday, January 08, 2018 16:01:48 Pacific Standard Time

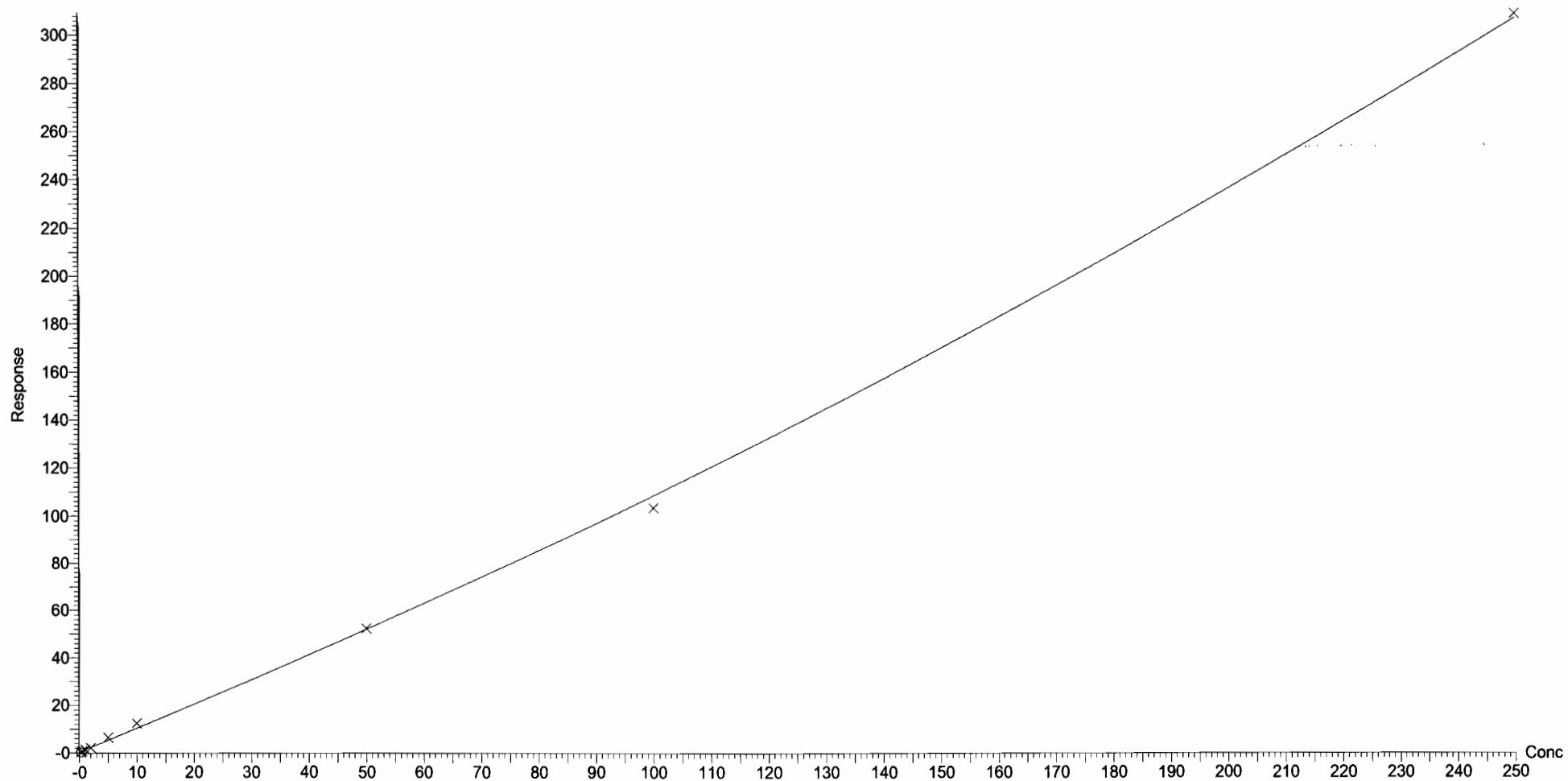
Compound name: L-PFOS

Coefficient of Determination: $R^2 = 0.998060$

Calibration curve: $0.000989695 * x^2 + 0.981308 * x + 0.369372$

Response type: Internal Std (Ref 41), Area * (IS Conc. / IS Area)

Curve type: 2nd Order, Origin: Exclude, Weighting: 1/x, Axis trans: None



Dataset: U:\Q4.PRO\results\180103M2\180103M2-CRV-PFOS-PFHXS.qld

Last Altered: Monday, January 08, 2018 15:56:22 Pacific Standard Time

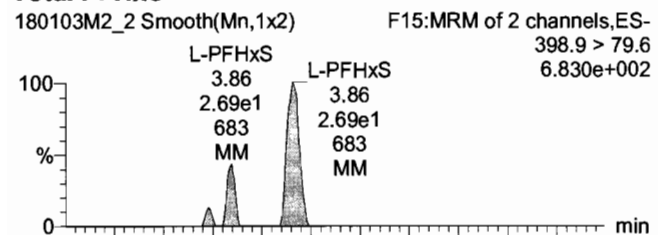
Printed: Monday, January 08, 2018 16:00:41 Pacific Standard Time

Method: U:\Q4.PRO\MethDB\PFAS_FULL_80C_122917-PFOA-QUAD.mdb 05 Jan 2018 10:33:24

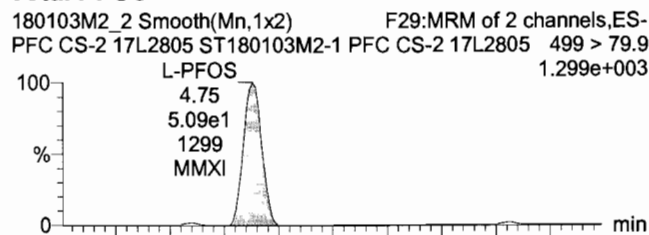
Calibration: U:\Q4.PRO\CurveDB\C18_VAL-PFAS_Q4_01-03-18_PFOS-PFHXS.cdb 08 Jan 2018 15:56:22

Name: 180103M2_2, Date: 03-Jan-2018, Time: 22:32:37, ID: ST180103M2-1 PFC CS-2 17L2805, Description: PFC CS-2 17L2805

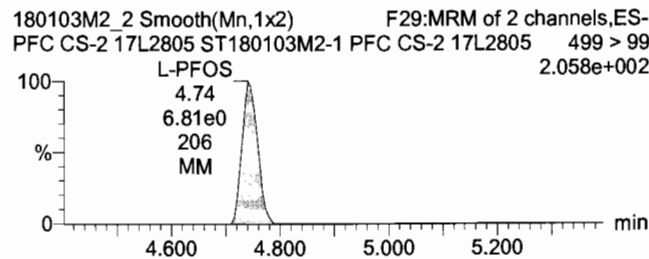
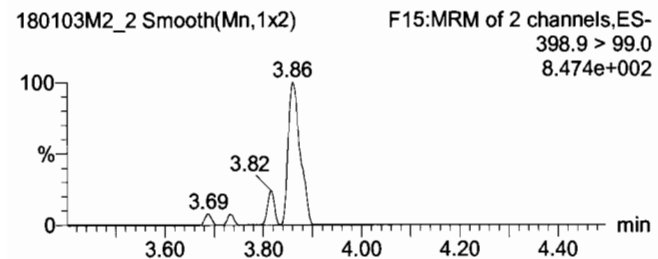
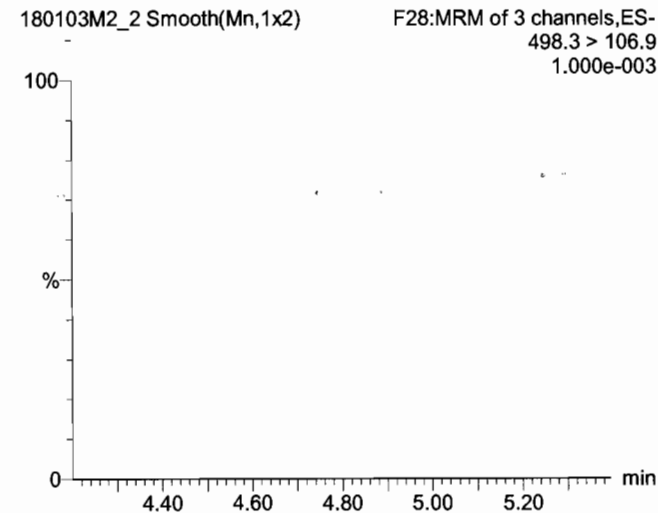
Total PFHxS



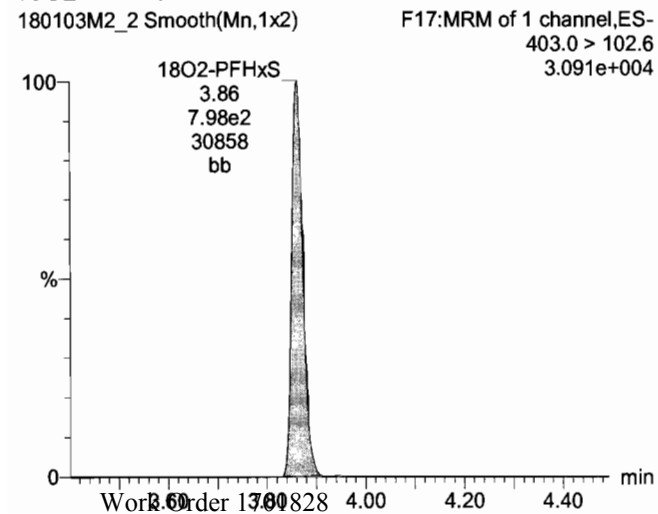
Total PFOS



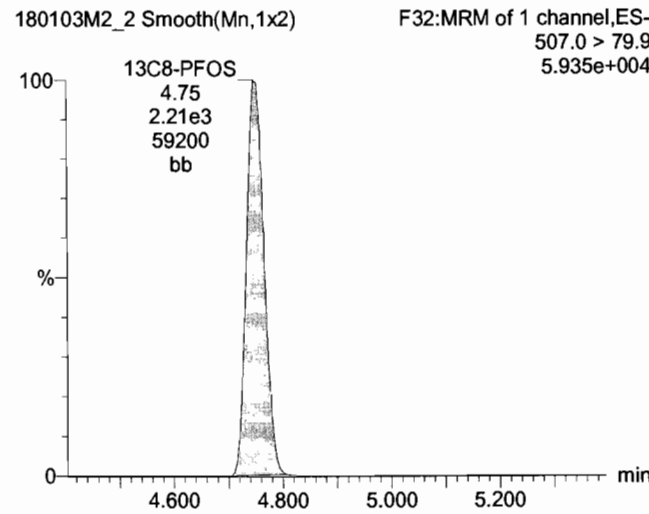
TCDA



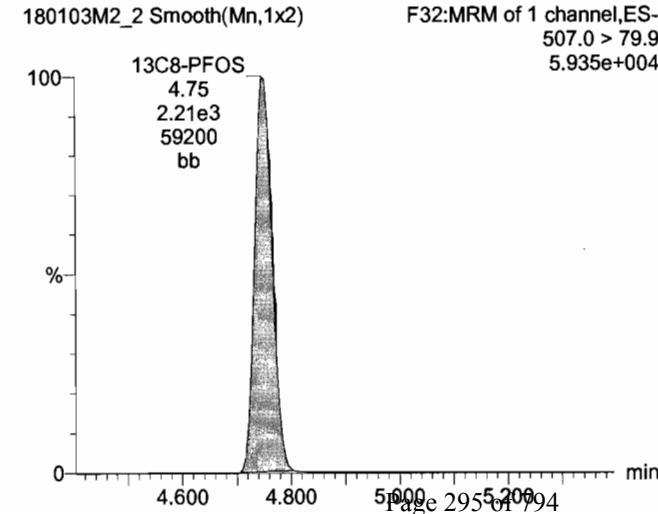
18O2-PFHxS



13C8-PFOS



13C8-PFOS



Dataset: U:\Q4.PRO\results\180103M2\180103M2-CRV-PFOS-PFHXS.qld

Last Altered: Monday, January 08, 2018 15:56:22 Pacific Standard Time

Printed: Monday, January 08, 2018 16:00:41 Pacific Standard Time

Name: 180103M2_2, Date: 03-Jan-2018, Time: 22:32:37, ID: ST180103M2-1 PFC CS-2 17L2805, Description: PFC CS-2 17L2805

13C3-PFHxS


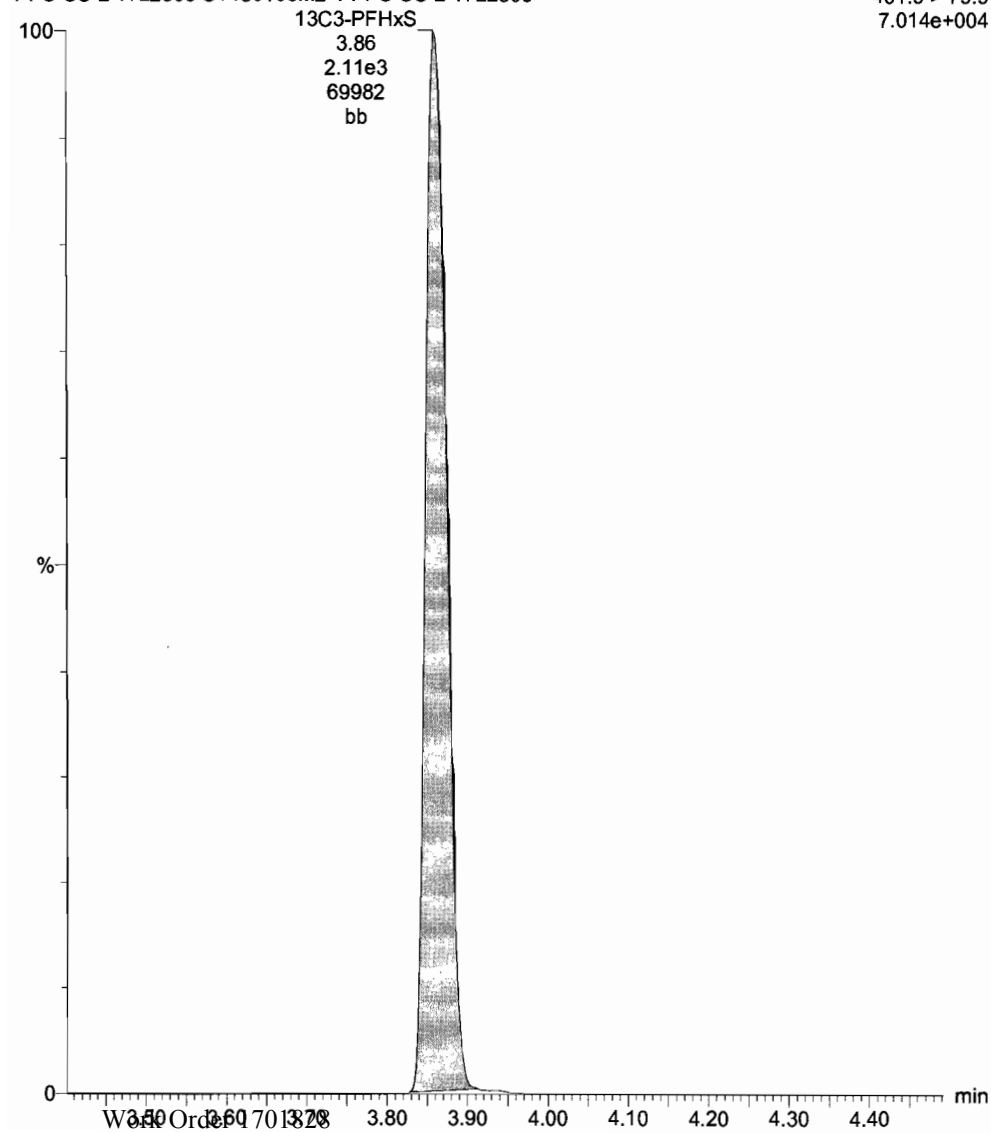
180103M2_2 Smooth(Mn,1x2)
PFC CS-2 17L2805 ST180103M2-1 PFC CS-2 17L2805

F16:MRM of 1 channel,ES-
401.9 > 79.9
7.014e+004

13C4-PFOS

180103M2_2 Smooth(Mn,1x2)
PFC CS-2 17L2805 ST180103M2-1 PFC CS-2 17L2805

F30:MRM of 1 channel,ES-
503 > 79.9
6.095e+004



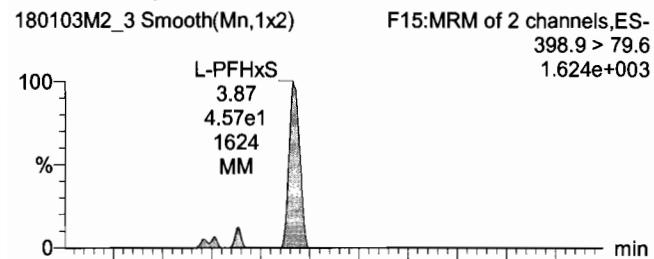
Dataset: U:\Q4.PRO\results\180103M2\180103M2-CRV-PFOS-PFHXS.qld

Last Altered: Monday, January 08, 2018 15:56:22 Pacific Standard Time

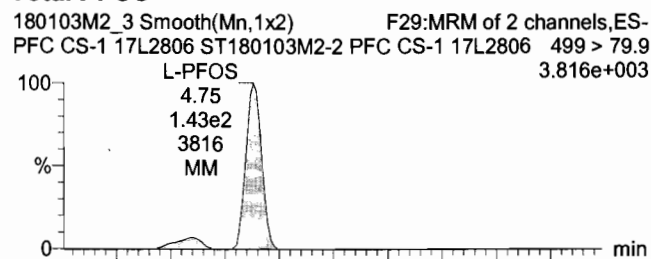
Printed: Monday, January 08, 2018 16:00:41 Pacific Standard Time

Name: 180103M2_3, Date: 03-Jan-2018, Time: 22:43:47, ID: ST180103M2-2 PFC CS-1 17L2806, Description: PFC CS-1 17L2806

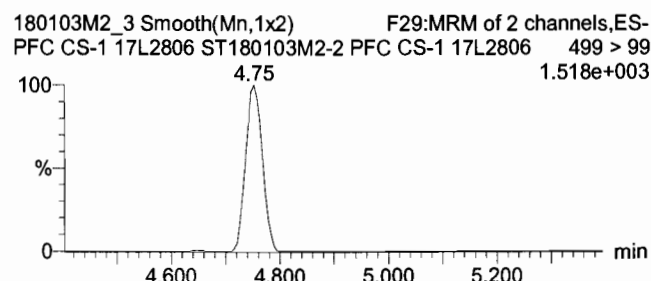
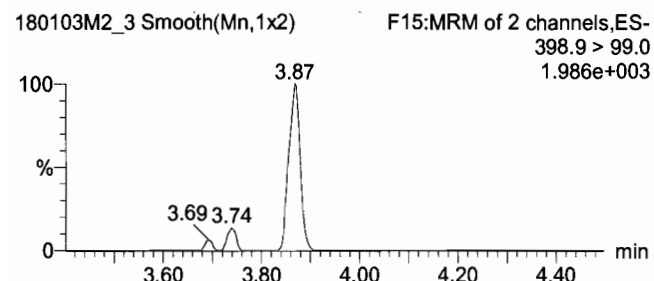
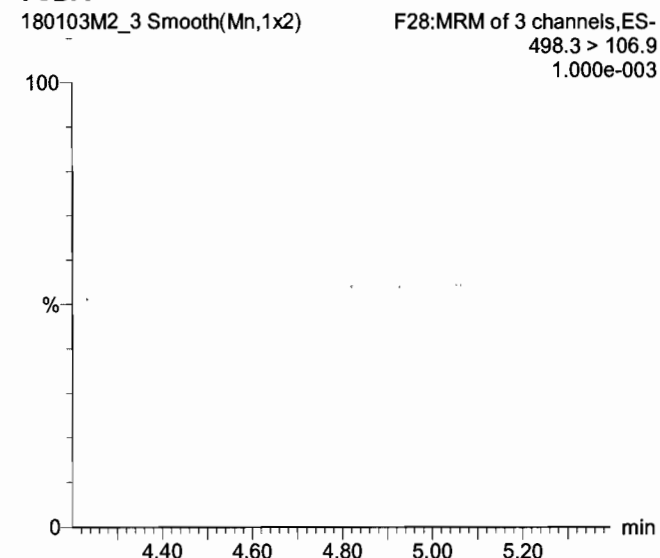
Total PFHxS



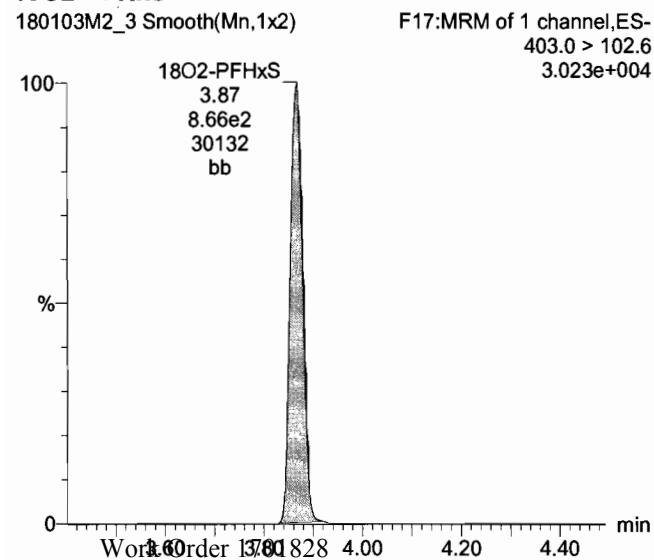
Total PFOS



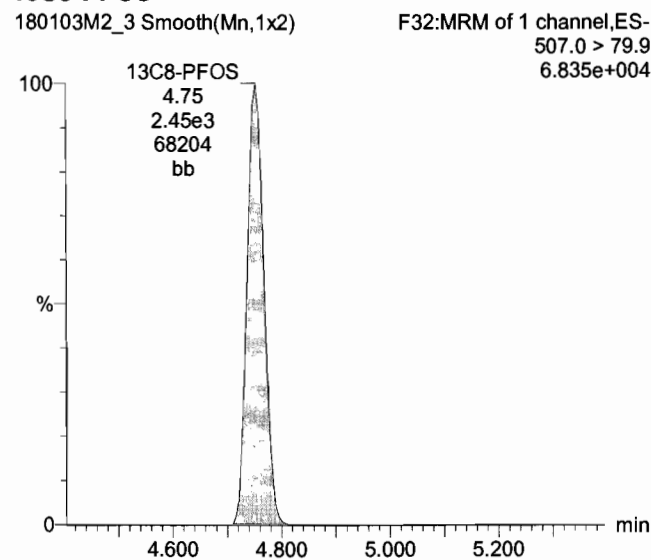
TCDA



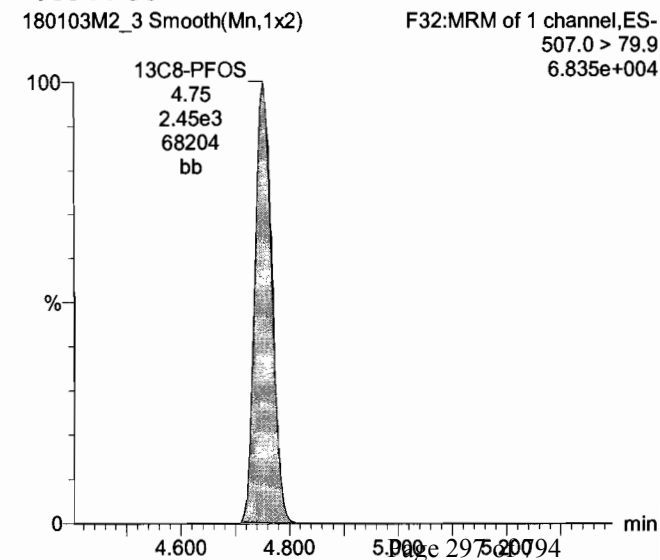
18O2-PFHxS



13C8-PFOS



13C8-PFOS



Dataset: U:\Q4.PRO\results\180103M2\180103M2-CRV-PFOS-PFHXS.qld

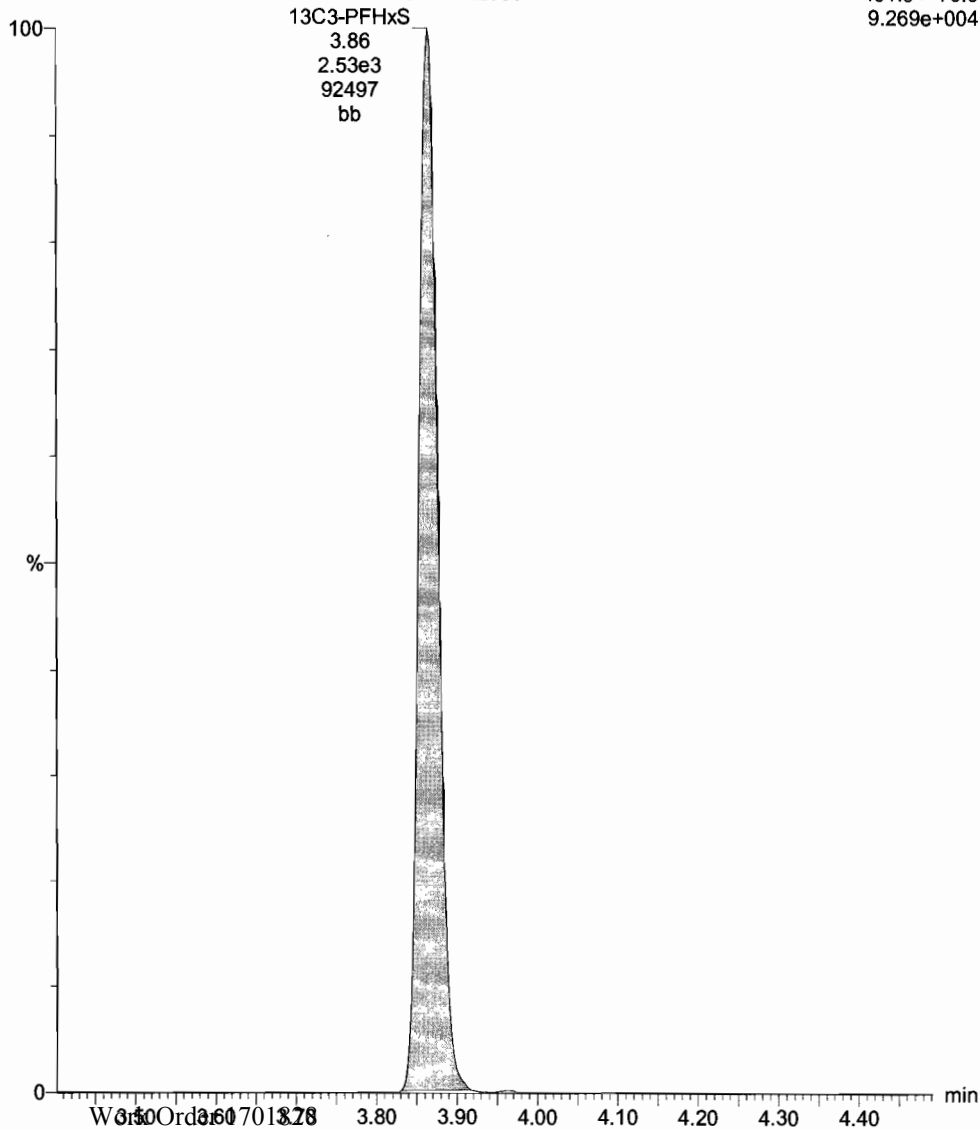
Last Altered: Monday, January 08, 2018 15:56:22 Pacific Standard Time
Printed: Monday, January 08, 2018 16:00:41 Pacific Standard Time

Name: 180103M2_3, Date: 03-Jan-2018, Time: 22:43:47, ID: ST180103M2-2 PFC CS-1 17L2806, Description: PFC CS-1 17L2806

13C3-PFHxS

180103M2_3 Smooth(Mn,1x2)
PFC CS-1 17L2806 ST180103M2-2 PFC CS-1 17L2806

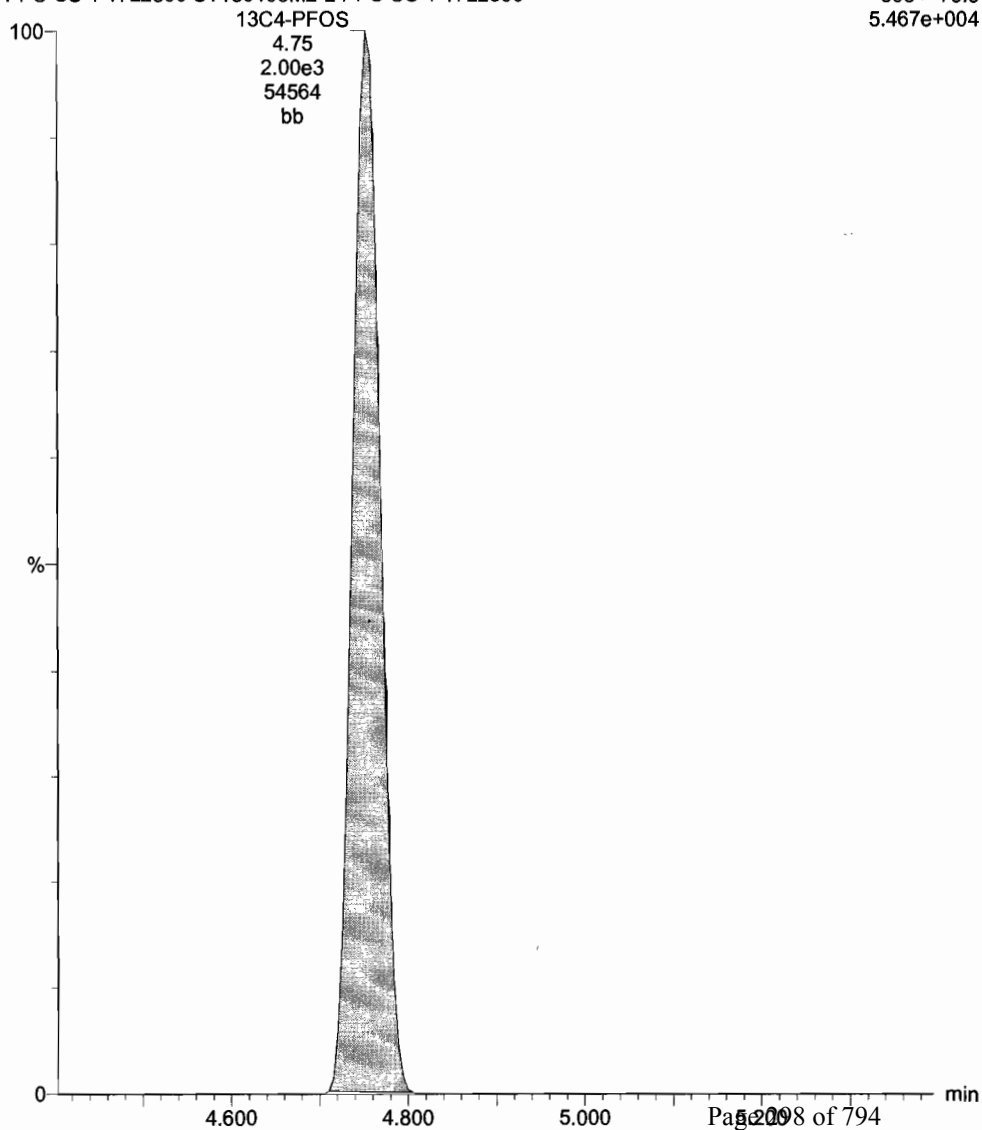
F16:MRM of 1 channel,ES-
401.9 > 79.9
9.269e+004



13C4-PFOS

180103M2_3 Smooth(Mn,1x2)
PFC CS-1 17L2806 ST180103M2-2 PFC CS-1 17L2806

F30:MRM of 1 channel,ES-
503 > 79.9
5.467e+004

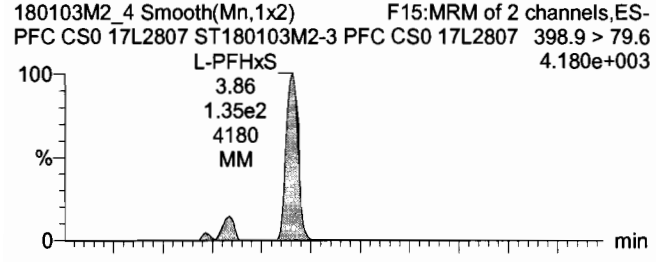


Dataset: U:\Q4.PRO\results\180103M2\180103M2-CRV-PFOS-PFHXS.qld

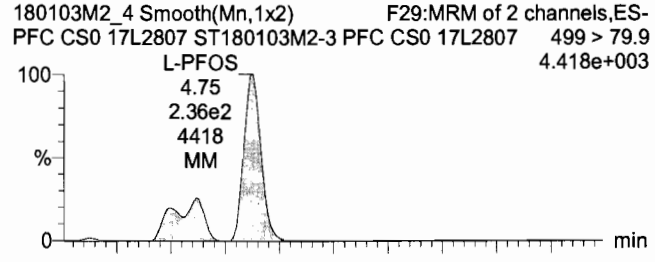
Last Altered: Monday, January 08, 2018 15:56:22 Pacific Standard Time
Printed: Monday, January 08, 2018 16:00:41 Pacific Standard Time

Name: 180103M2_4, Date: 03-Jan-2018, Time: 22:54:58, ID: ST180103M2-3 PFC CS0 17L2807, Description: PFC CS0 17L2807

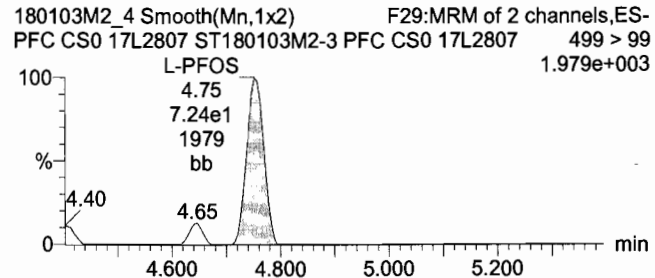
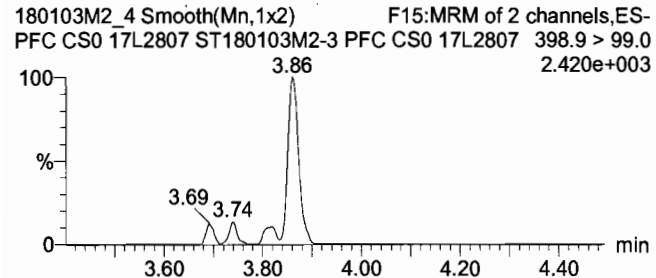
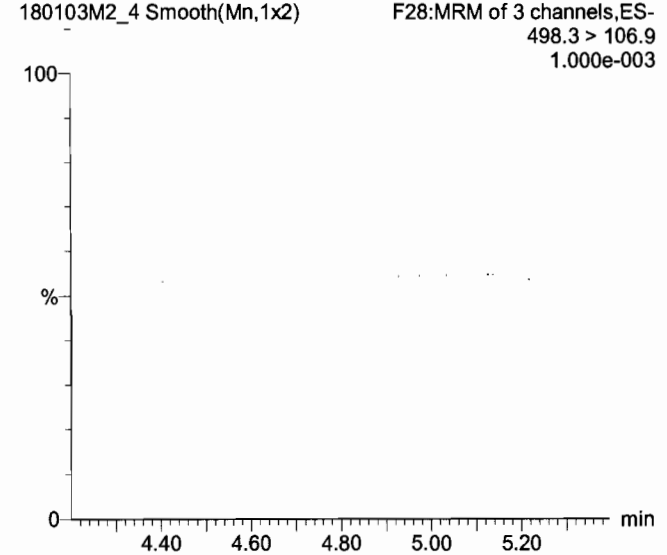
Total PFHxS



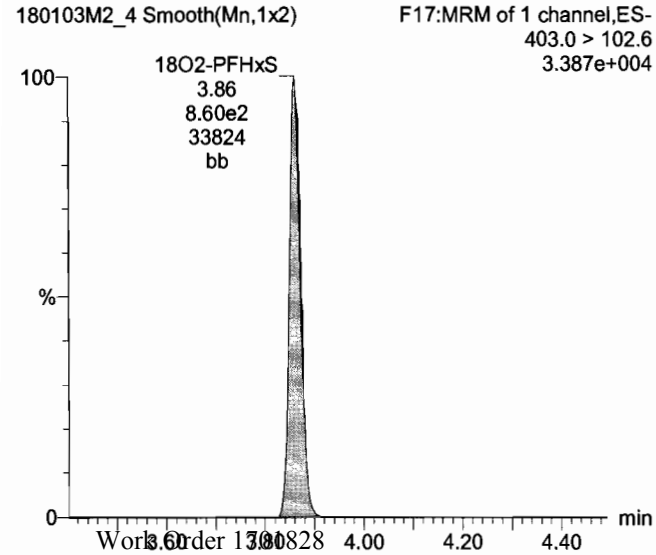
Total PFOS



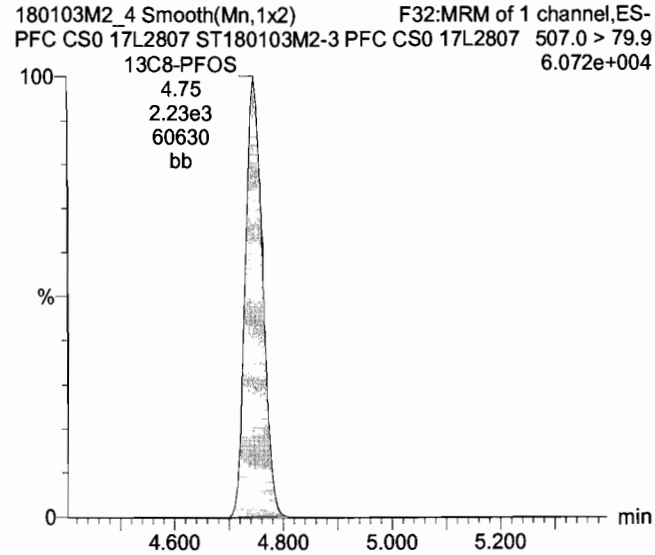
TCDA



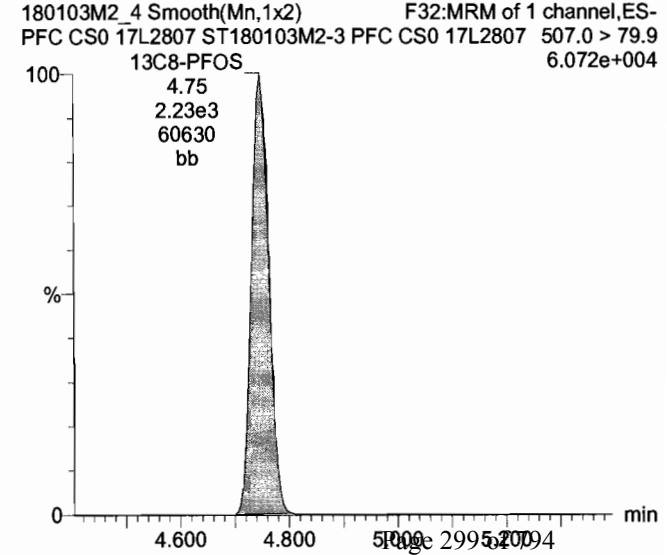
18O2-PFHxS



13C8-PFOS



13C8-PFOS



Dataset: U:\Q4.PRO\results\180103M2\180103M2-CRV-PFOS-PFHXS.qld

Last Altered: Monday, January 08, 2018 15:56:22 Pacific Standard Time

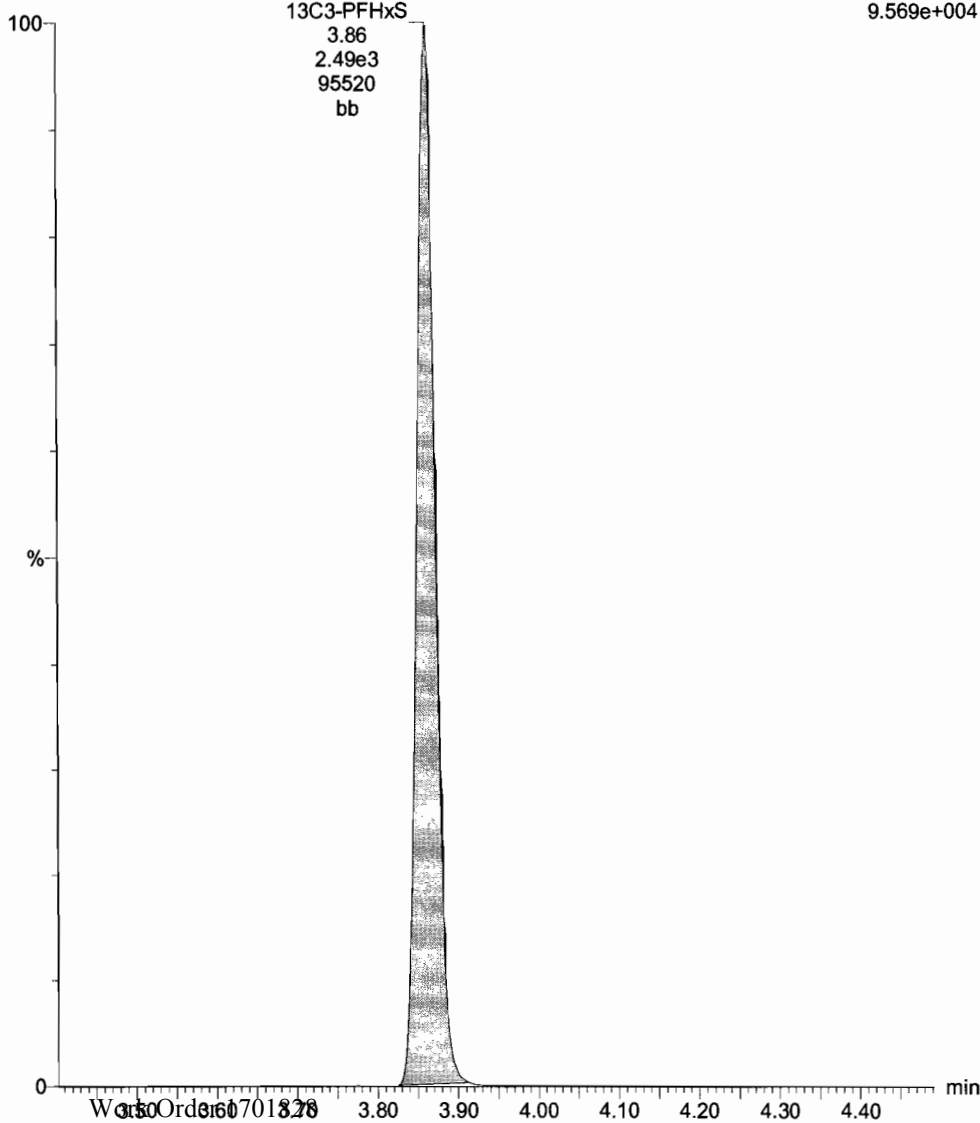
Printed: Monday, January 08, 2018 16:00:41 Pacific Standard Time

Name: 180103M2_4, Date: 03-Jan-2018, Time: 22:54:58, ID: ST180103M2-3 PFC CS0 17L2807, Description: PFC CS0 17L2807

13C3-PFHxS

180103M2_4 Smooth(Mn,1x2)
PFC CS0 17L2807 ST180103M2-3 PFC CS0 17L2807


F16:MRM of 1 channel,ES-
401.9 > 79.9
9.569e+004



13C4-PFOS

180103M2_4 Smooth(Mn,1x2)
PFC CS0 17L2807 ST180103M2-3 PFC CS0 17L2807

F30:MRM of 1 channel,ES-
503 > 79.9
5.277e+004



Dataset: U:\Q4.PRO\results\180103M2\180103M2-CRV-PFOS-PFHXS.qld

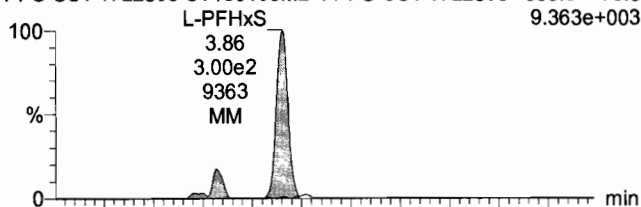
Last Altered: Monday, January 08, 2018 15:56:22 Pacific Standard Time

Printed: Monday, January 08, 2018 16:00:41 Pacific Standard Time

Name: 180103M2_5, Date: 03-Jan-2018, Time: 23:06:09, ID: ST180103M2-4 PFC CS1 17L2808, Description: PFC CS1 17L2808

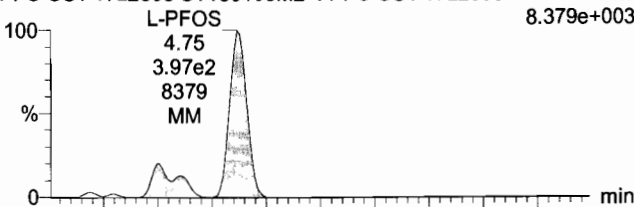
Total PFHxS

180103M2_5 Smooth(Mn,1x2) F15:MRM of 2 channels,ES-
PFC CS1 17L2808 ST180103M2-4 PFC CS1 17L2808 398.9 > 79.6
9.363e+003



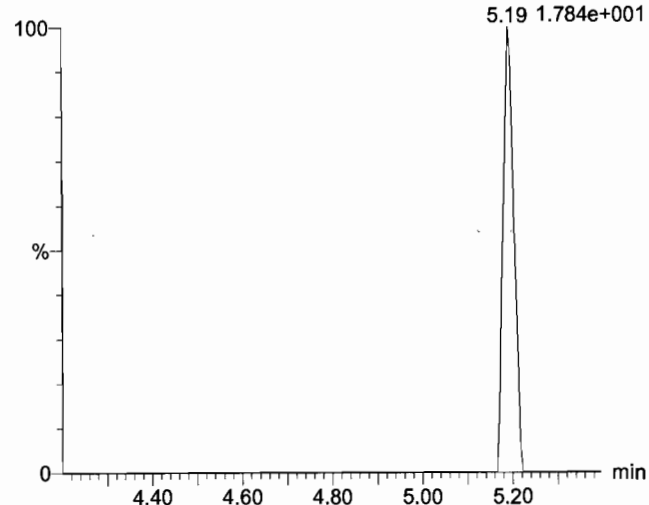
Total PFOS

180103M2_5 Smooth(Mn,1x2) F29:MRM of 2 channels,ES-
PFC CS1 17L2808 ST180103M2-4 PFC CS1 17L2808 499 > 79.9
8.379e+003

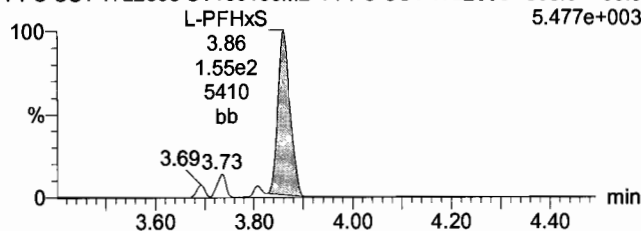


TCDA

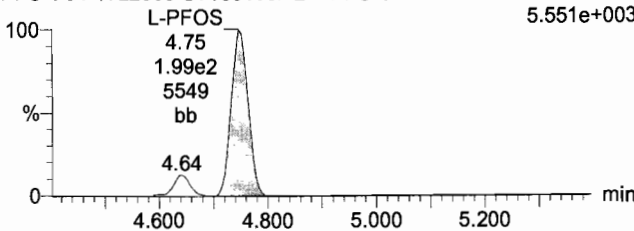
180103M2_5 Smooth(Mn,1x2) F28:MRM of 3 channels,ES-
498.3 > 106.9
5.19 1.784e+001



180103M2_5 Smooth(Mn,1x2) F15:MRM of 2 channels,ES-
PFC CS1 17L2808 ST180103M2-4 PFC CS1 17L2808 398.9 > 99.0
5.477e+003

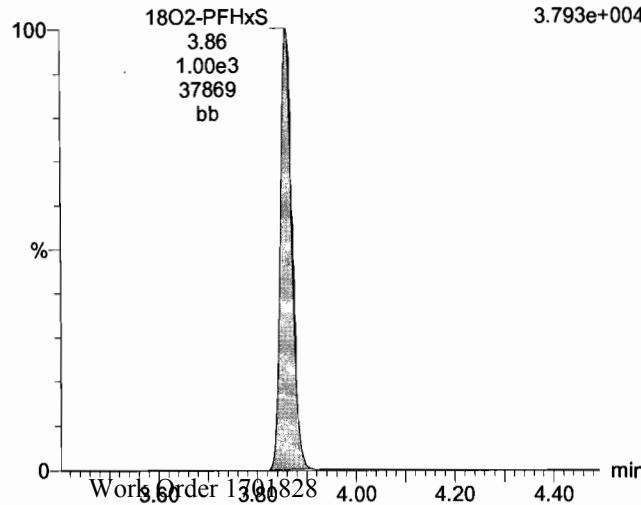


180103M2_5 Smooth(Mn,1x2) F29:MRM of 2 channels,ES-
PFC CS1 17L2808 ST180103M2-4 PFC CS1 17L2808 499 > 99
5.551e+003



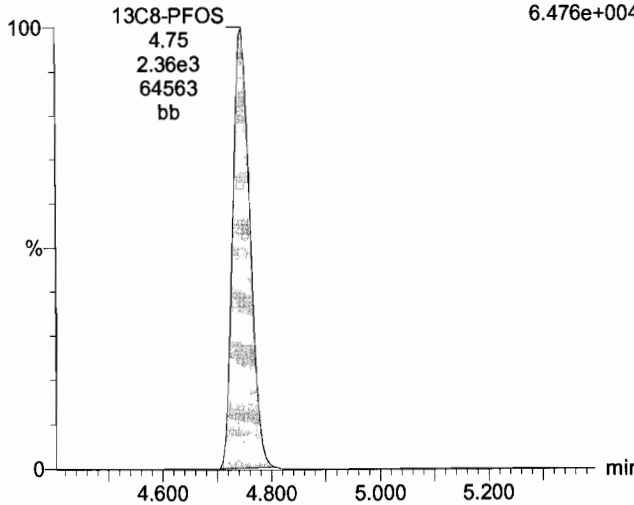
18O2-PFHxS

180103M2_5 Smooth(Mn,1x2) F17:MRM of 1 channel,ES-
403.0 > 102.6
3.793e+004



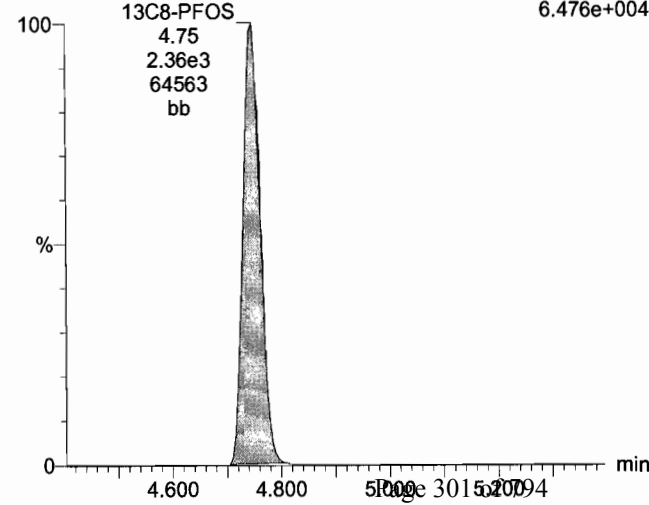
13C8-PFOS

180103M2_5 Smooth(Mn,1x2) F32:MRM of 1 channel,ES-
PFC CS1 17L2808 ST180103M2-4 PFC CS1 17L2808 507.0 > 79.9
6.476e+004



13C8-PFOS

180103M2_5 Smooth(Mn,1x2) F32:MRM of 1 channel,ES-
PFC CS1 17L2808 ST180103M2-4 PFC CS1 17L2808 507.0 > 79.9
6.476e+004



Dataset: U:\Q4.PRO\results\180103M2\180103M2-CRV-PFOS-PFHXS.qld

Last Altered: Monday, January 08, 2018 15:56:22 Pacific Standard Time

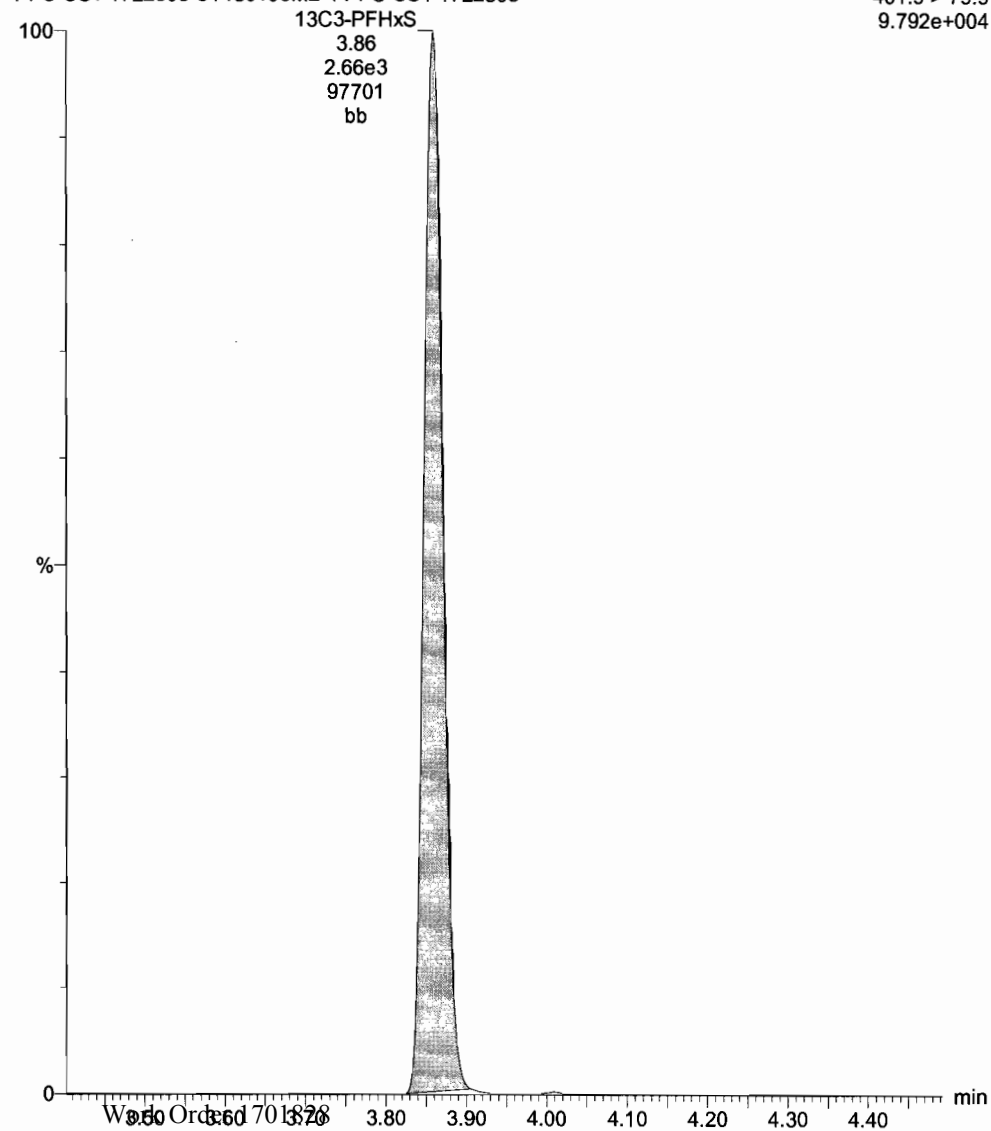
Printed: Monday, January 08, 2018 16:00:41 Pacific Standard Time

Name: 180103M2_5, Date: 03-Jan-2018, Time: 23:06:09, ID: ST180103M2-4 PFC CS1 17L2808, Description: PFC CS1 17L2808

13C3-PFHxS

180103M2_5 Smooth(Mn,1x2)
PFC CS1 17L2808 ST180103M2-4 PFC CS1 17L2808


F16:MRM of 1 channel,ES-
401.9 > 79.9
9.792e+004



13C4-PFOS

180103M2_5 Smooth(Mn,1x2)
PFC CS1 17L2808 ST180103M2-4 PFC CS1 17L2808

F30:MRM of 1 channel,ES-
503 > 79.9
6.841e+004

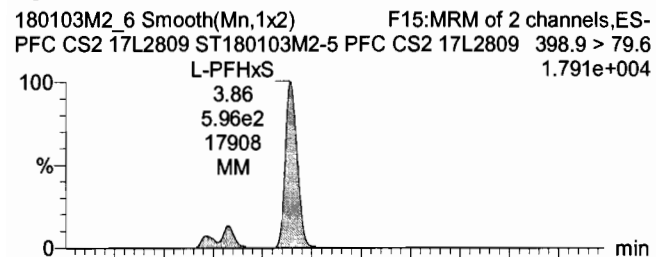


Dataset: U:\Q4.PRO\results\180103M2\180103M2-CRV-PFOS-PFHXS.qld

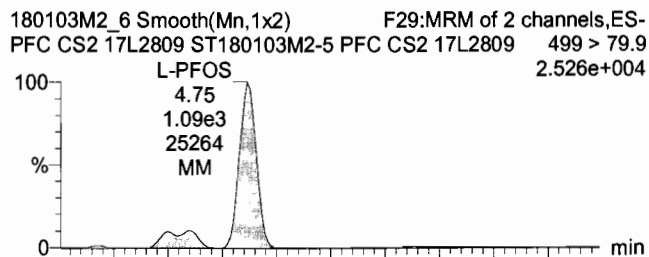
Last Altered: Monday, January 08, 2018 15:56:22 Pacific Standard Time
Printed: Monday, January 08, 2018 16:00:41 Pacific Standard Time

Name: 180103M2_6, Date: 03-Jan-2018, Time: 23:17:21, ID: ST180103M2-5 PFC CS2 17L2809, Description: PFC CS2 17L2809

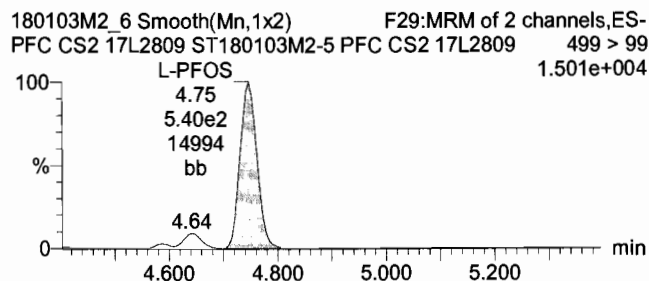
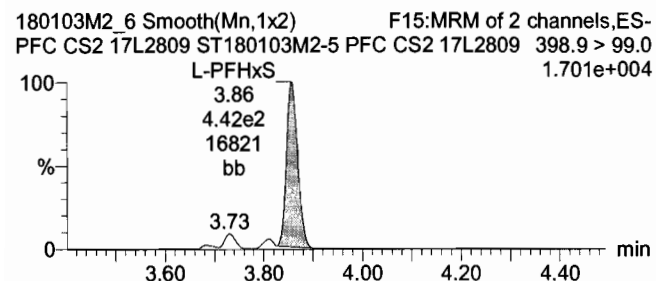
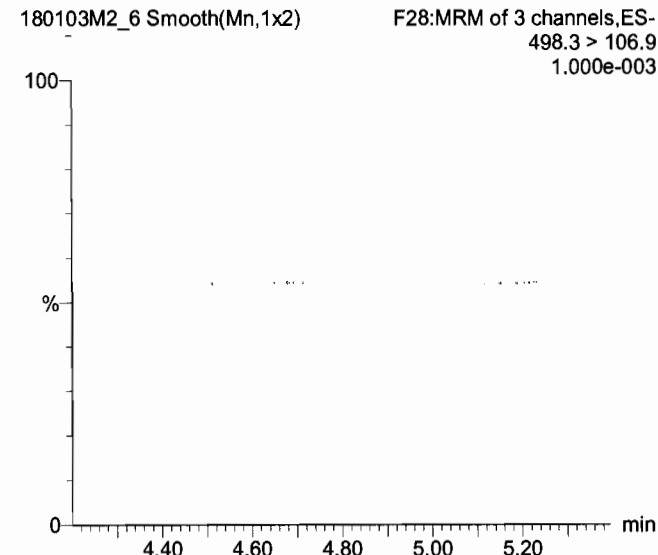
Total PFHxS



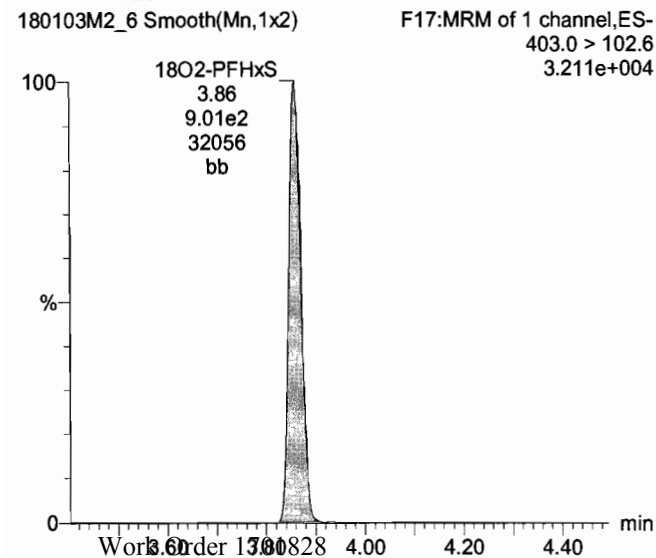
Total PFOS



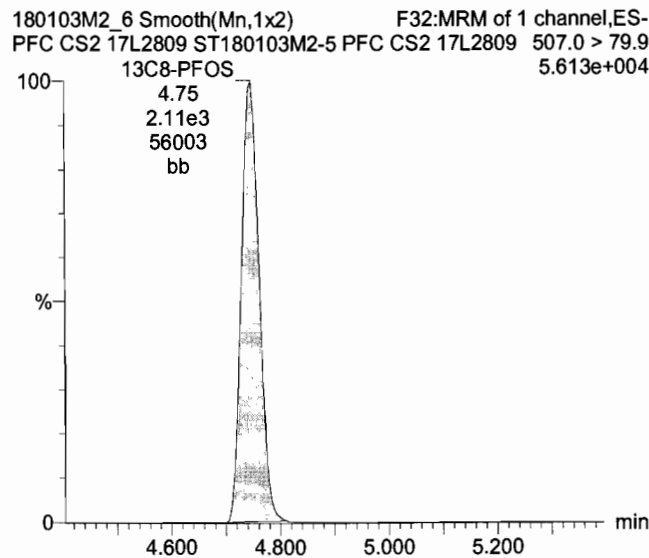
TCDA



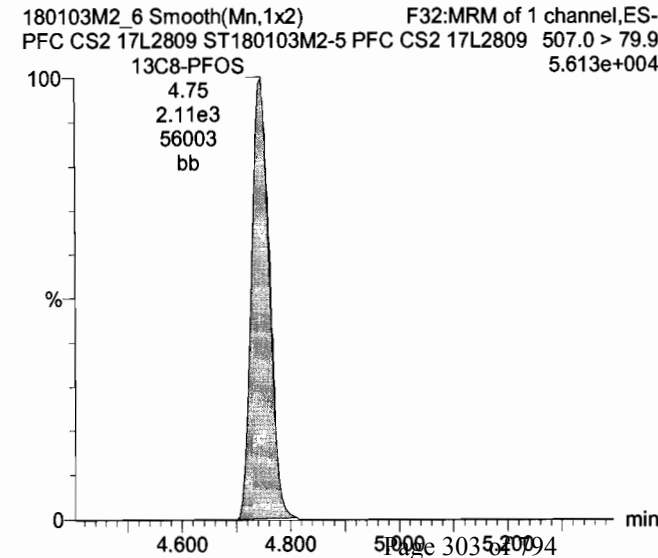
18O2-PFHxS



13C8-PFOS



13C8-PFOS



Dataset: U:\Q4.PRO\results\180103M2\180103M2-CRV-PFOS-PFHXS.qld

Last Altered: Monday, January 08, 2018 15:56:22 Pacific Standard Time

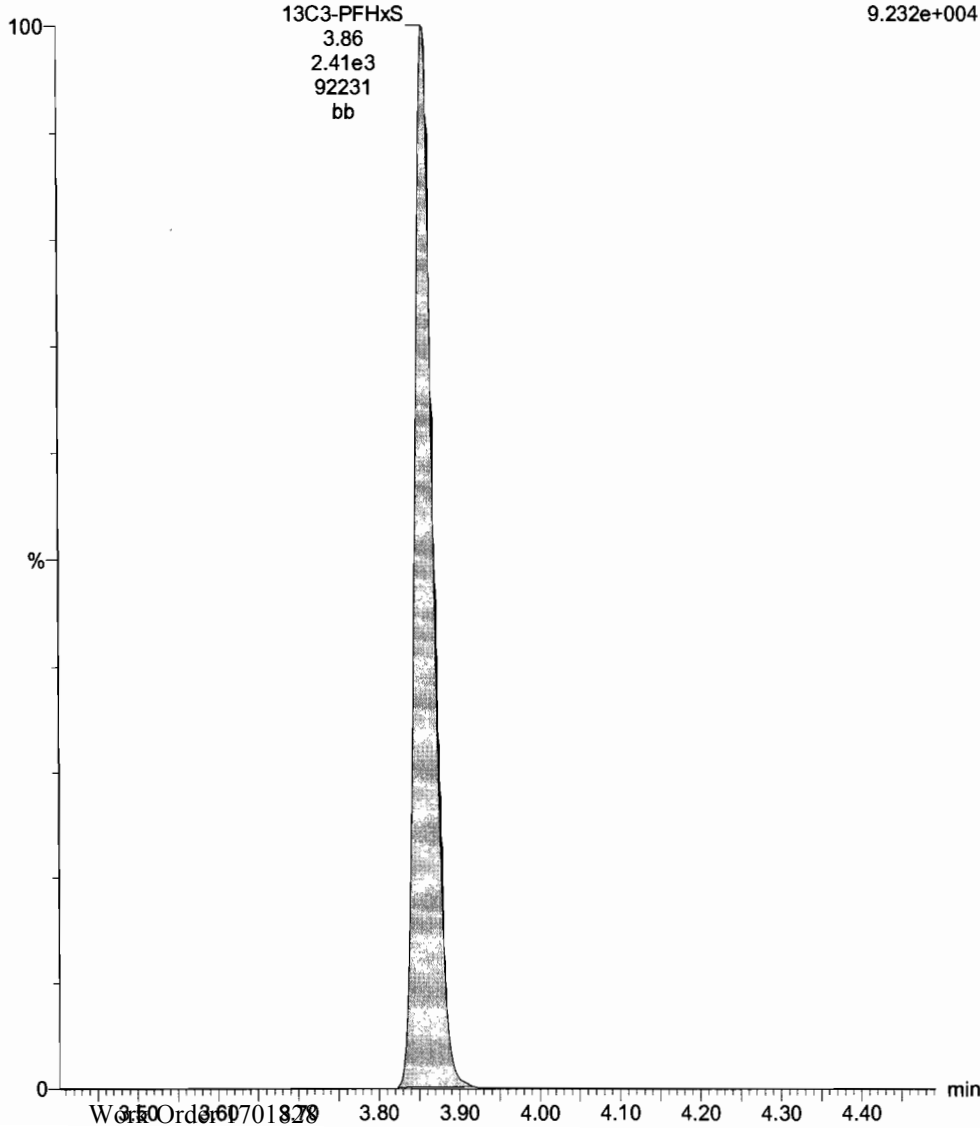
Printed: Monday, January 08, 2018 16:00:41 Pacific Standard Time

Name: 180103M2_6, Date: 03-Jan-2018, Time: 23:17:21, ID: ST180103M2-5 PFC CS2 17L2809, Description: PFC CS2 17L2809

13C3-PFHxS

180103M2_6 Smooth(Mn,1x2)
PFC CS2 17L2809 ST180103M2-5 PFC CS2 17L2809

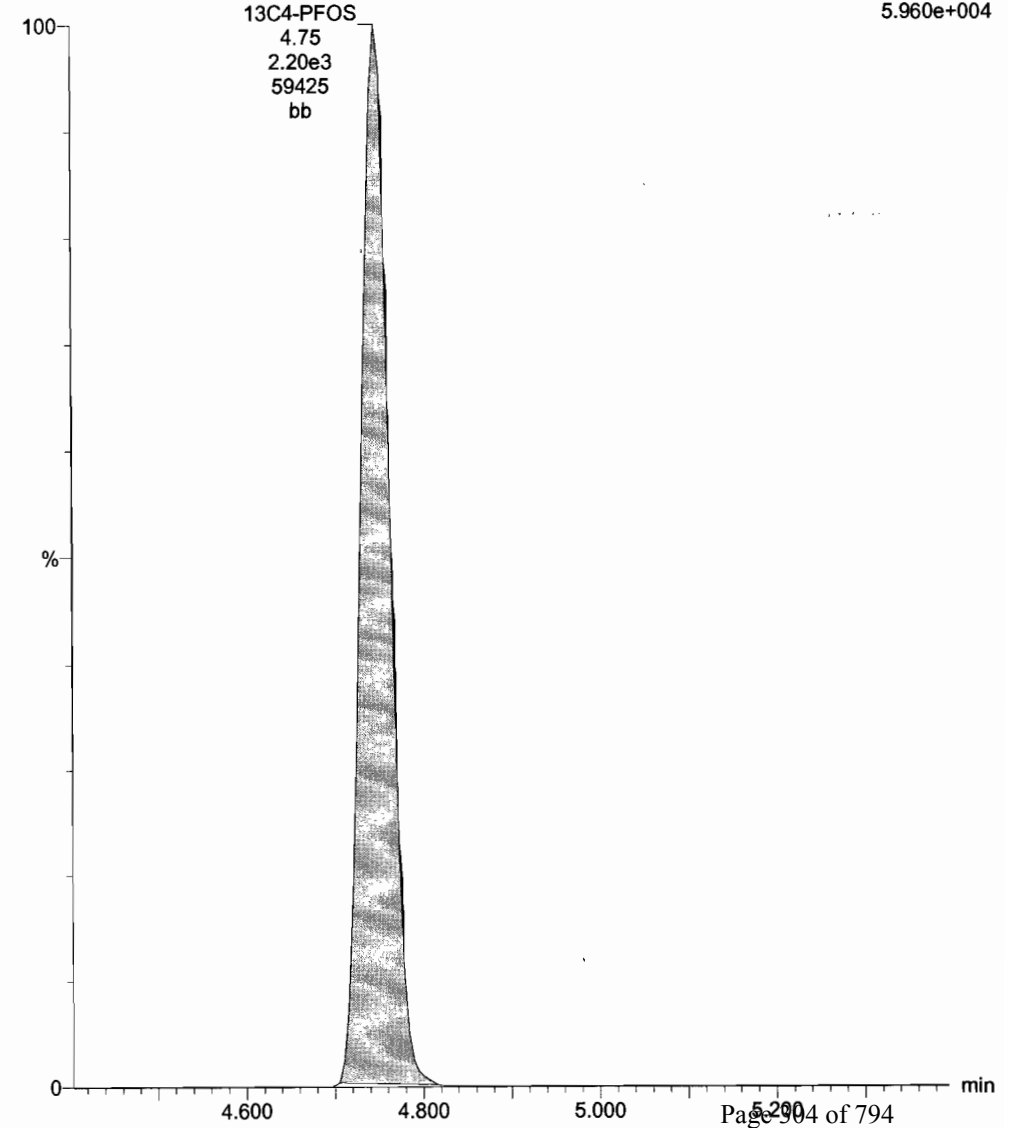
F16:MRM of 1 channel,ES-
401.9 > 79.9
9.232e+004



13C4-PFOS

180103M2_6 Smooth(Mn,1x2)
PFC CS2 17L2809 ST180103M2-5 PFC CS2 17L2809

F30:MRM of 1 channel,ES-
503 > 79.9
5.960e+004



Dataset: U:\Q4.PRO\results\180103M2\180103M2-CRV-PFOS-PFHXS.qld

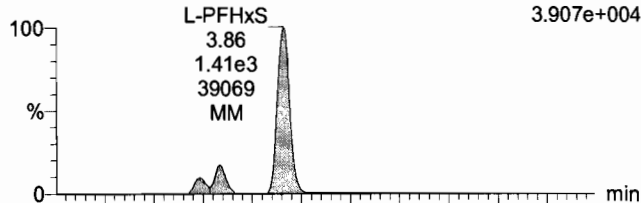
Last Altered: Monday, January 08, 2018 15:56:22 Pacific Standard Time

Printed: Monday, January 08, 2018 16:00:41 Pacific Standard Time

Name: 180103M2_7, Date: 03-Jan-2018, Time: 23:28:33, ID: ST180103M2-6 PFC CS3 17L2810, Description: PFC CS3 17L2810

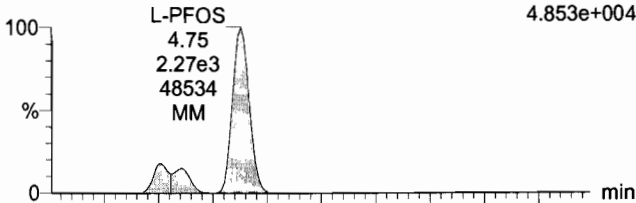
Total PFHxS

180103M2_7 Smooth(Mn,1x2) F15:MRM of 2 channels,ES-PFC CS3 17L2810 ST180103M2-6 PFC CS3 17L2810 398.9 > 79.6 3.907e+004



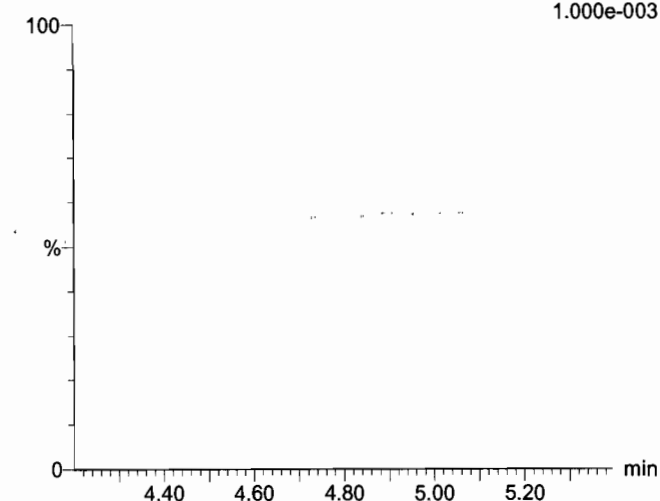
Total PFOS

180103M2_7 Smooth(Mn,1x2) F29:MRM of 2 channels,ES-PFC CS3 17L2810 ST180103M2-6 PFC CS3 17L2810 499 > 79.9 4.853e+004

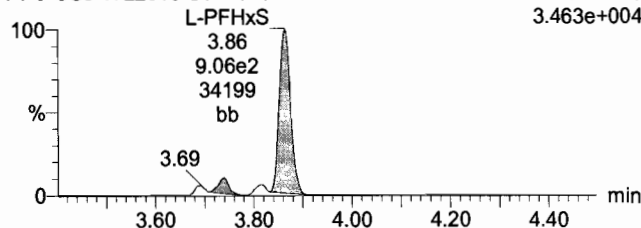


TCDA

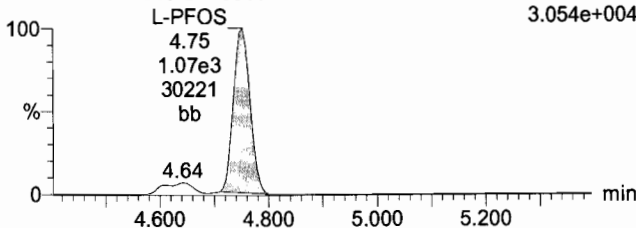
180103M2_7 Smooth(Mn,1x2) F28:MRM of 3 channels,ES-498.3 > 106.9 1.000e-003



180103M2_7 Smooth(Mn,1x2) F15:MRM of 2 channels,ES-PFC CS3 17L2810 ST180103M2-6 PFC CS3 17L2810 398.9 > 99.0 3.463e+004

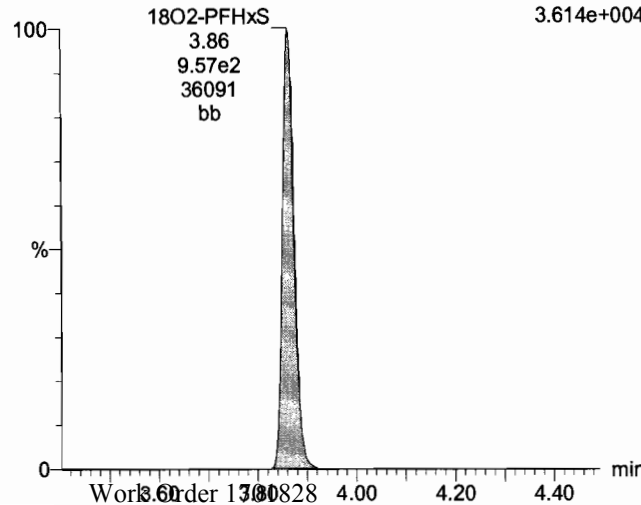


180103M2_7 Smooth(Mn,1x2) F29:MRM of 2 channels,ES-PFC CS3 17L2810 ST180103M2-6 PFC CS3 17L2810 499 > 99 3.054e+004



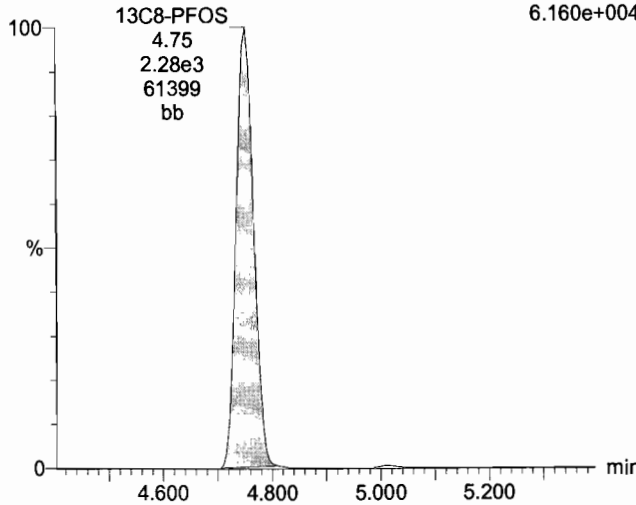
18O2-PFHxS

180103M2_7 Smooth(Mn,1x2) F17:MRM of 1 channel,ES-403.0 > 102.6 3.614e+004



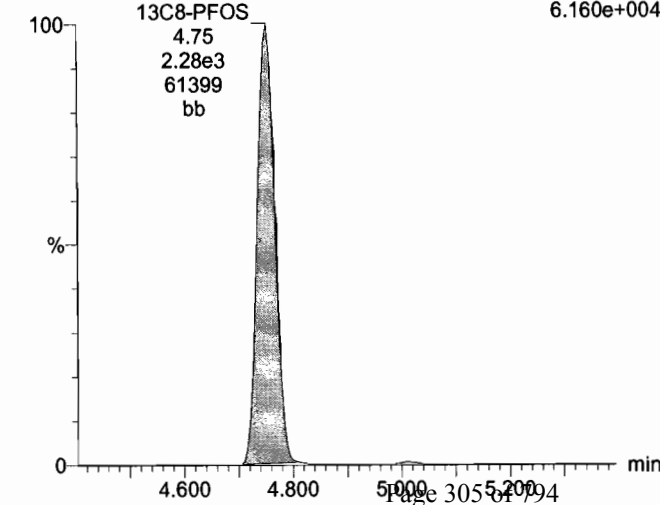
13C8-PFOS

180103M2_7 Smooth(Mn,1x2) F32:MRM of 1 channel,ES-PFC CS3 17L2810 ST180103M2-6 PFC CS3 17L2810 507.0 > 79.9 6.160e+004



13C8-PFOS

180103M2_7 Smooth(Mn,1x2) F32:MRM of 1 channel,ES-PFC CS3 17L2810 ST180103M2-6 PFC CS3 17L2810 507.0 > 79.9 6.160e+004



Dataset: U:\Q4.PRO\results\180103M2\180103M2-CRV-PFOS-PFHXS.qld

Last Altered: Monday, January 08, 2018 15:56:22 Pacific Standard Time


Printed: Monday, January 08, 2018 16:00:41 Pacific Standard Time

Name: 180103M2_7, Date: 03-Jan-2018, Time: 23:28:33, ID: ST180103M2-6 PFC CS3 17L2810, Description: PFC CS3 17L2810

13C3-PFHxS

180103M2_7 Smooth(Mn,1x2)
PFC CS3 17L2810 ST180103M2-6 PFC CS3 17L2810

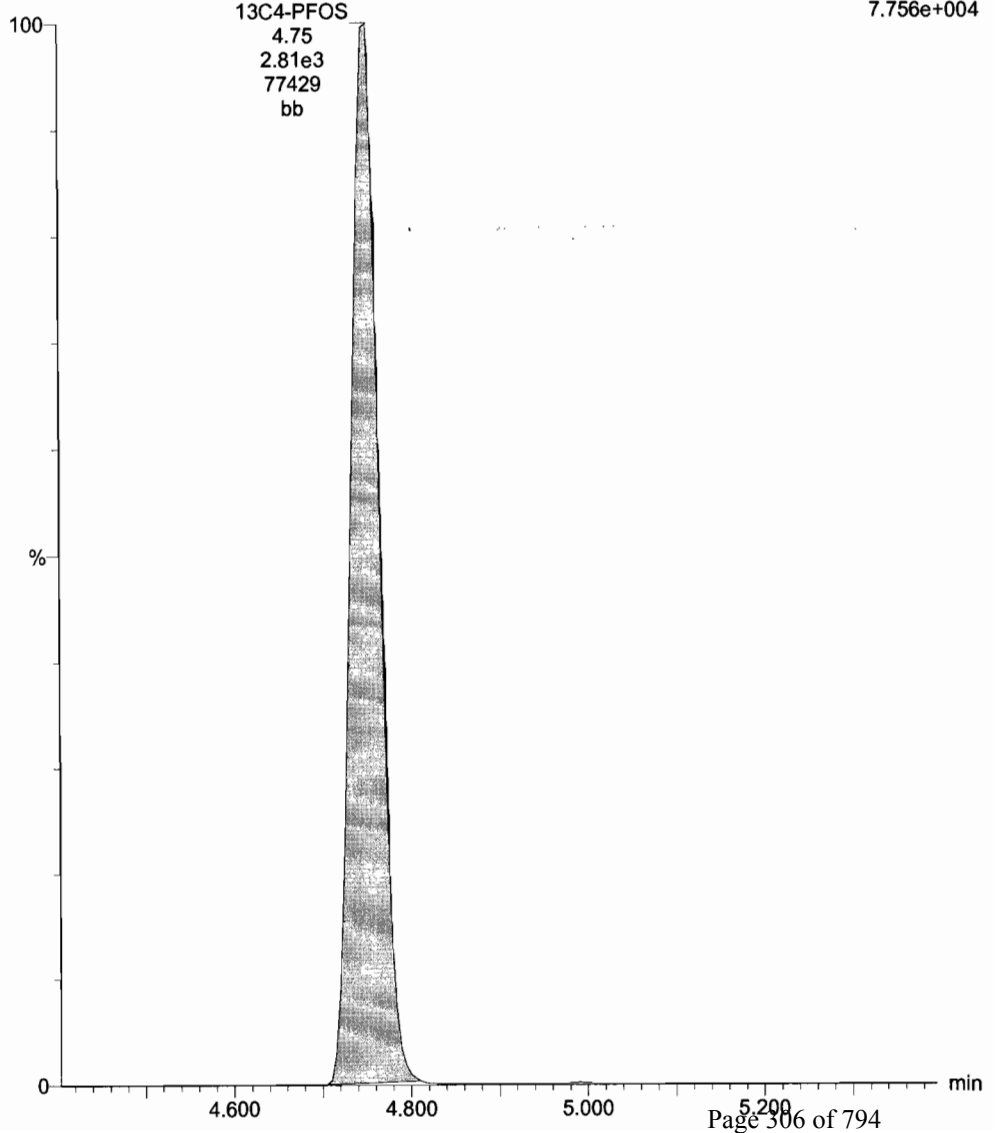
F16:MRM of 1 channel,ES-
401.9 > 79.9
1.088e+005



13C4-PFOS

180103M2_7 Smooth(Mn,1x2)
PFC CS3 17L2810 ST180103M2-6 PFC CS3 17L2810

F30:MRM of 1 channel,ES-
503 > 79.9
7.756e+004



Dataset: U:\Q4.PRO\results\180103M2\180103M2-CRV-PFOS-PFHXS.qld

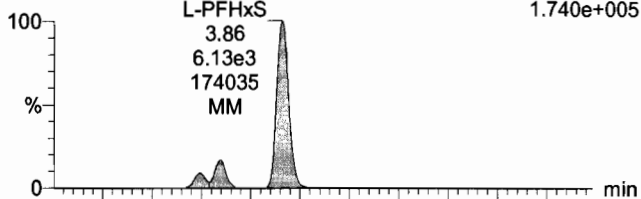
Last Altered: Monday, January 08, 2018 15:56:22 Pacific Standard Time

Printed: Monday, January 08, 2018 16:00:41 Pacific Standard Time

Name: 180103M2_8, Date: 03-Jan-2018, Time: 23:39:44, ID: ST180103M2-7 PFC CS4 17L2811, Description: PFC CS4 17L2811

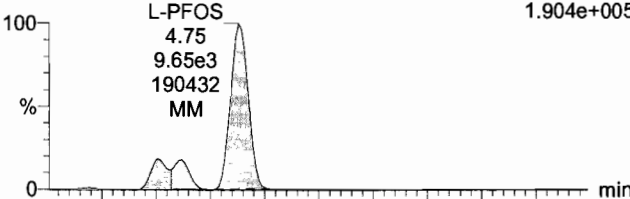
Total PFHxS

180103M2_8 Smooth(Mn,1x2) F15:MRM of 2 channels,ES-PFC CS4 17L2811 ST180103M2-7 PFC CS4 17L2811 398.9 > 79.6
L-PFHxS 1.740e+005



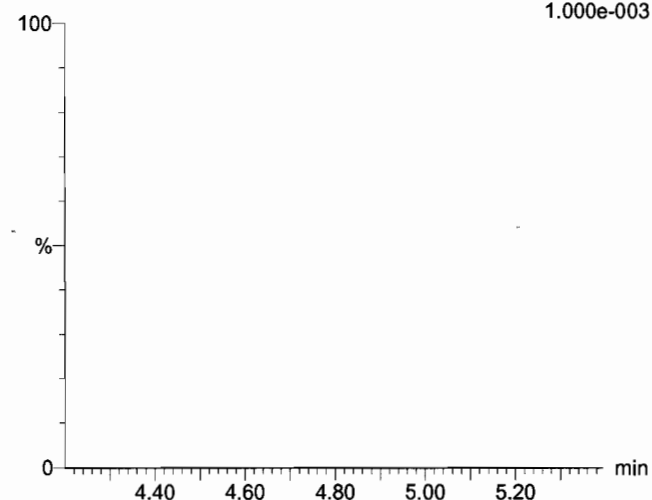
Total PFOS

180103M2_8 Smooth(Mn,1x2) F29:MRM of 2 channels,ES-PFC CS4 17L2811 ST180103M2-7 PFC CS4 17L2811 499 > 79.9
L-PFOS 1.904e+005

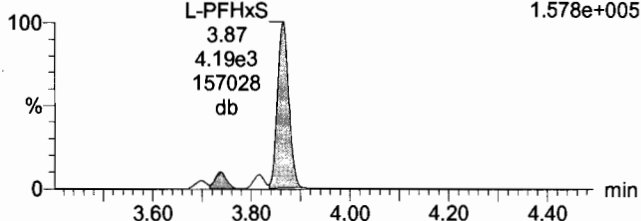


TCDA

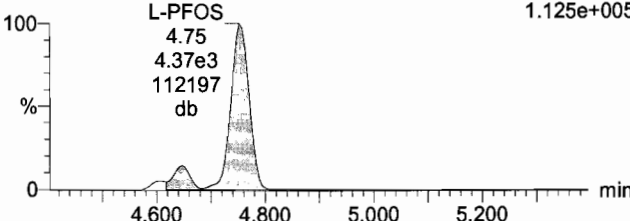
180103M2_8 Smooth(Mn,1x2) F28:MRM of 3 channels,ES-498.3 > 106.9
1.000e-003



180103M2_8 Smooth(Mn,1x2) F15:MRM of 2 channels,ES-PFC CS4 17L2811 ST180103M2-7 PFC CS4 17L2811 398.9 > 99.0
L-PFHxS 1.578e+005

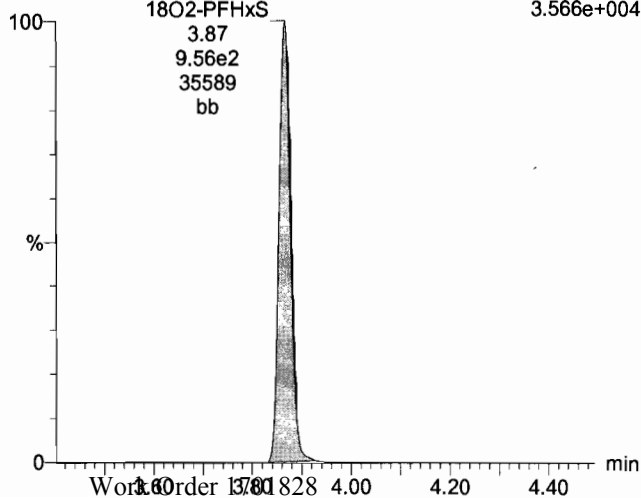


180103M2_8 Smooth(Mn,1x2) F29:MRM of 2 channels,ES-PFC CS4 17L2811 ST180103M2-7 PFC CS4 17L2811 499 > 99
L-PFOS 1.125e+005



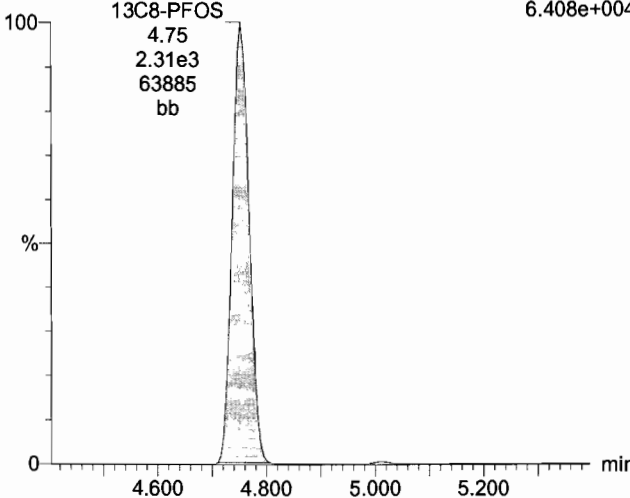
18O2-PFHxS

180103M2_8 Smooth(Mn,1x2) F17:MRM of 1 channel,ES-403.0 > 102.6
18O2-PFHxS 3.566e+004



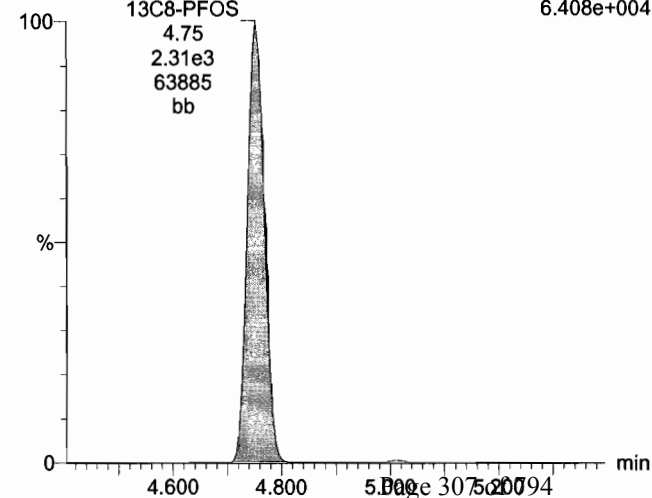
13C8-PFOS

180103M2_8 Smooth(Mn,1x2) F32:MRM of 1 channel,ES-PFC CS4 17L2811 ST180103M2-7 PFC CS4 17L2811 507.0 > 79.9
13C8-PFOS 6.408e+004



13C8-PFOS

180103M2_8 Smooth(Mn,1x2) F32:MRM of 1 channel,ES-PFC CS4 17L2811 ST180103M2-7 PFC CS4 17L2811 507.0 > 79.9
13C8-PFOS 6.408e+004



Dataset: U:\Q4.PRO\results\180103M2\180103M2-CRV-PFOS-PFHXS.qld

Last Altered: Monday, January 08, 2018 15:56:22 Pacific Standard Time

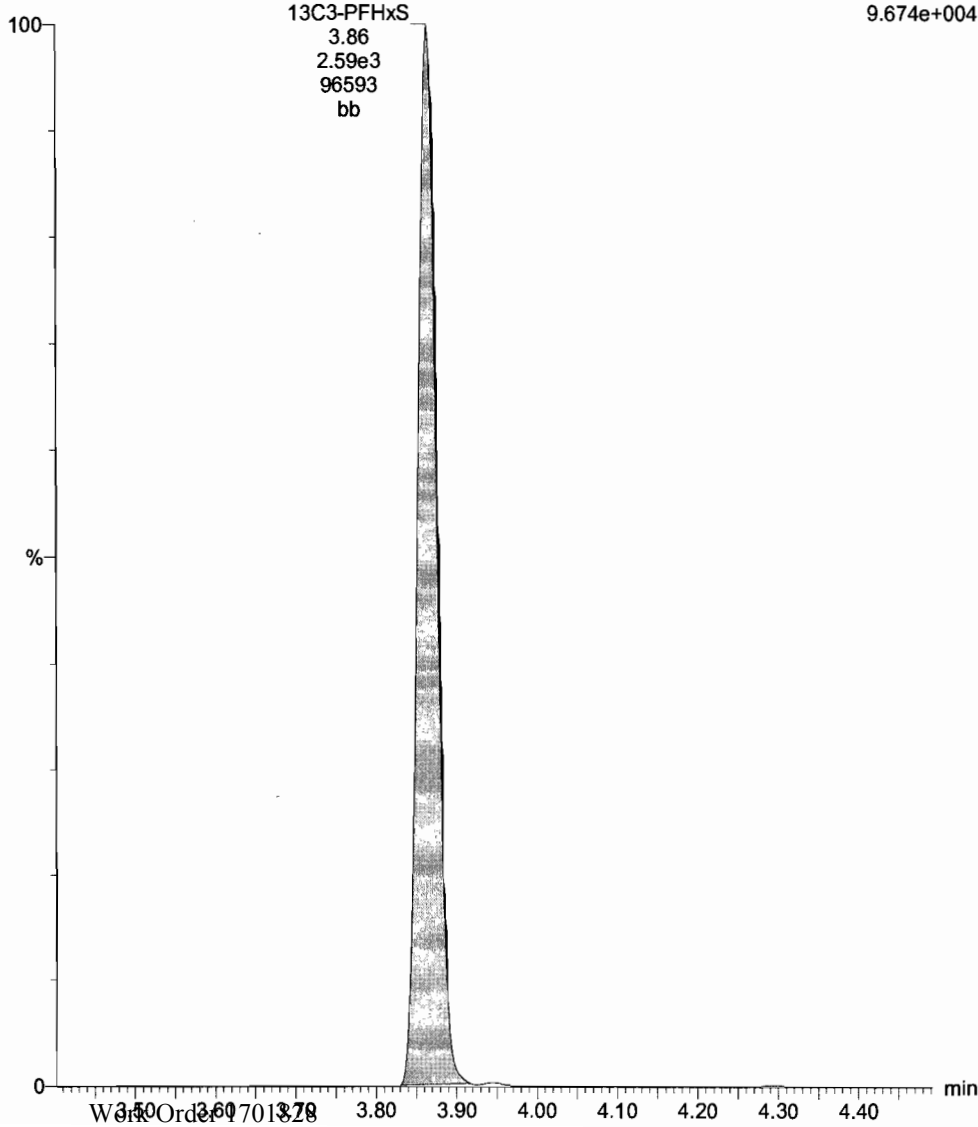
Printed: Monday, January 08, 2018 16:00:41 Pacific Standard Time

Name: 180103M2_8, Date: 03-Jan-2018, Time: 23:39:44, ID: ST180103M2-7 PFC CS4 17L2811, Description: PFC CS4 17L2811

13C3-PFHxS

180103M2_8 Smooth(Mn,1x2)
PFC CS4 17L2811 ST180103M2-7 PFC CS4 17L2811

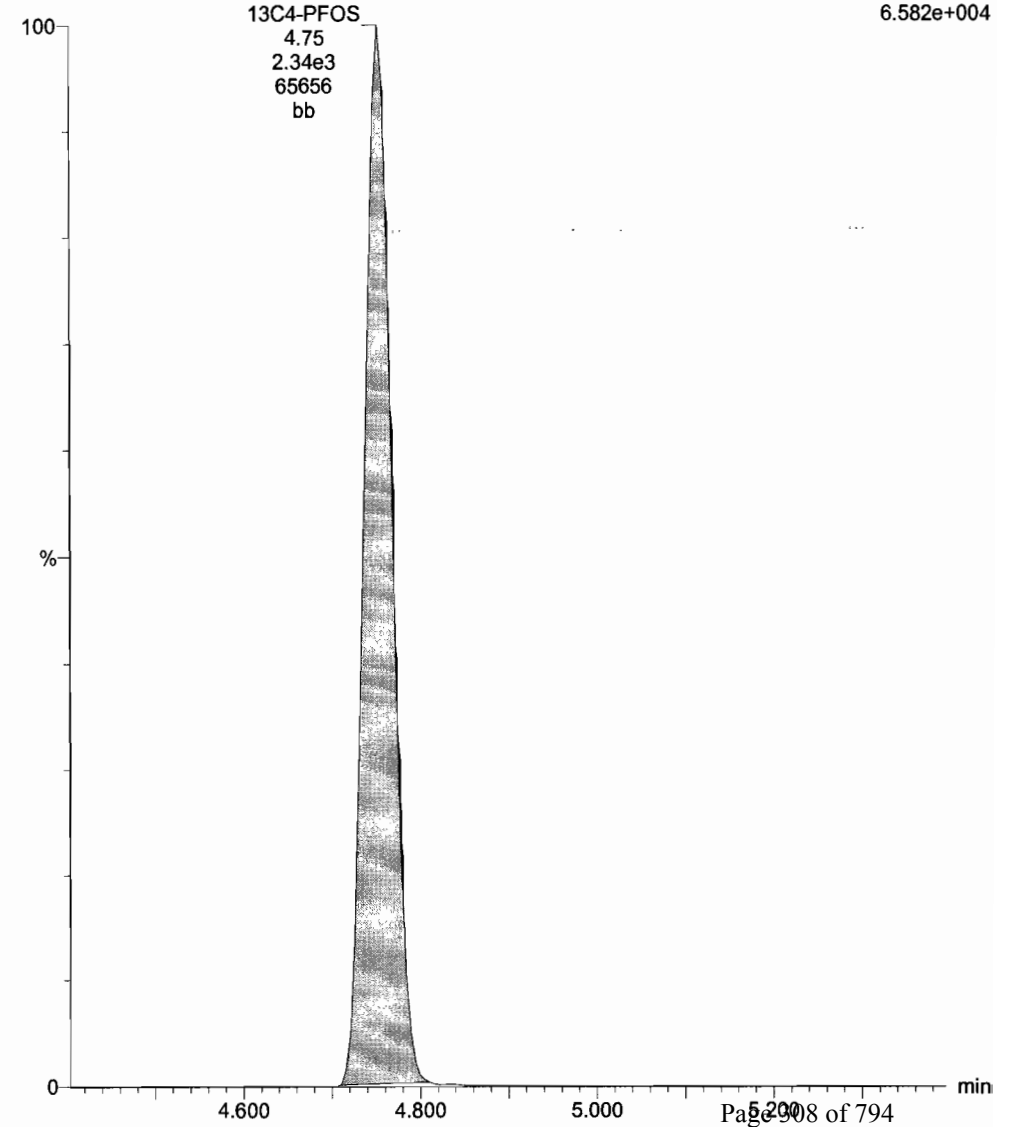
F16:MRM of 1 channel,ES-
401.9 > 79.9
9.674e+004



13C4-PFOS

180103M2_8 Smooth(Mn,1x2)
PFC CS4 17L2811 ST180103M2-7 PFC CS4 17L2811

F30:MRM of 1 channel,ES-
503 > 79.9
6.582e+004



Dataset: U:\Q4.PRO\results\180103M2\180103M2-CRV-PFOS-PFHXS.qld

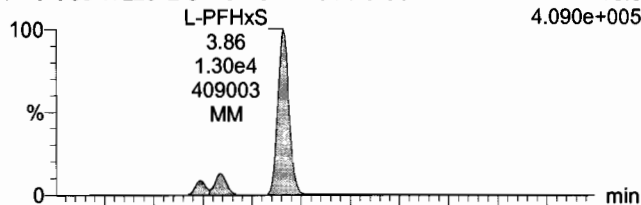
Last Altered: Monday, January 08, 2018 15:56:22 Pacific Standard Time

Printed: Monday, January 08, 2018 16:00:41 Pacific Standard Time

Name: 180103M2_9, Date: 03-Jan-2018, Time: 23:50:54, ID: ST180103M2-8 PFC CS5 17L2812, Description: PFC CS5 17L2812

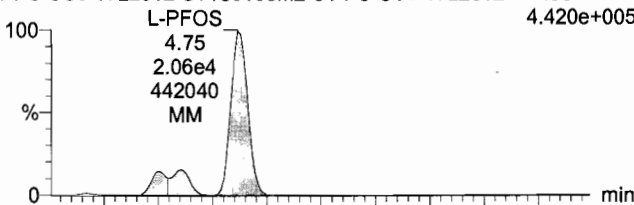
Total PFHxS

180103M2_9 Smooth(Mn,1x2) F15:MRM of 2 channels,ES-PFC CS5 17L2812 ST180103M2-8 PFC CS5 17L2812 398.9 > 79.6 4.090e+005



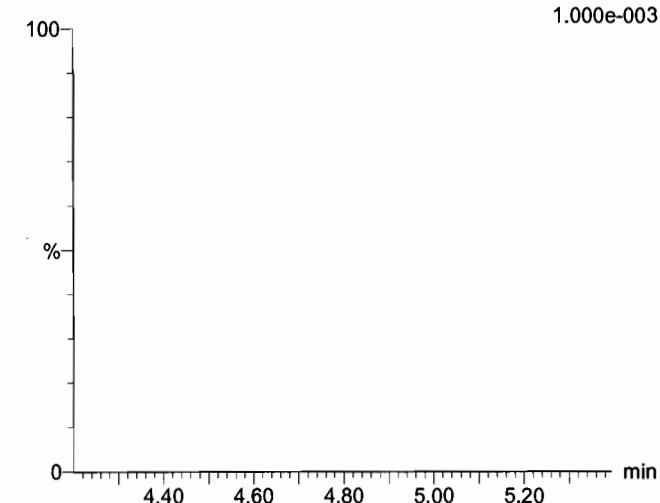
Total PFOS

180103M2_9 Smooth(Mn,1x2) F29:MRM of 2 channels,ES-PFC CS5 17L2812 ST180103M2-8 PFC CS5 17L2812 499 > 79.9 4.420e+005

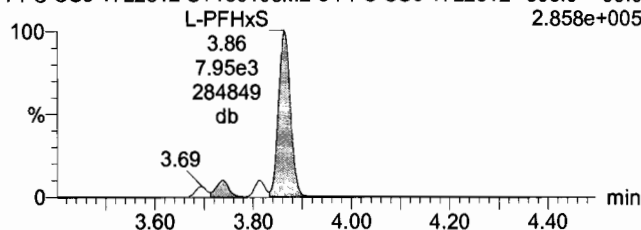


TCDA

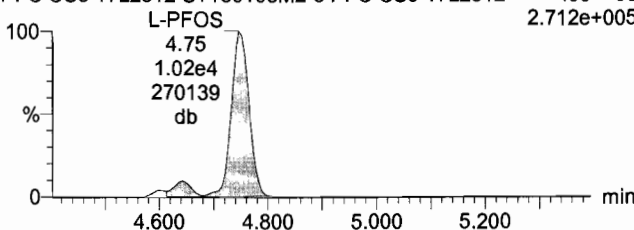
180103M2_9 Smooth(Mn,1x2) F28:MRM of 3 channels,ES- 498.3 > 106.9 1.000e-003



180103M2_9 Smooth(Mn,1x2) F15:MRM of 2 channels,ES-PFC CS5 17L2812 ST180103M2-8 PFC CS5 17L2812 398.9 > 99.0 2.858e+005

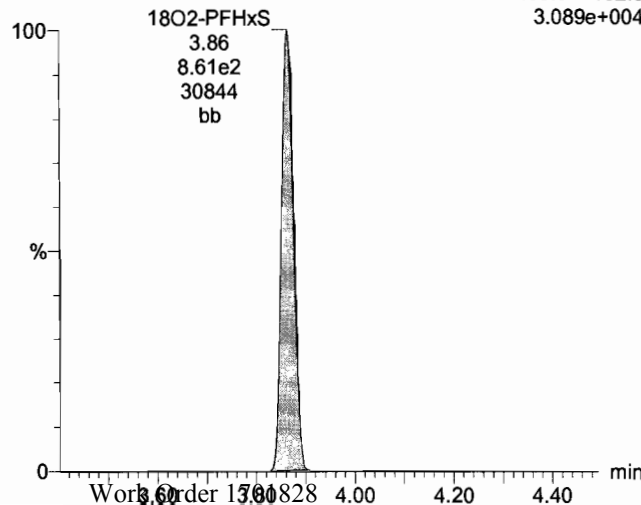


180103M2_9 Smooth(Mn,1x2) F29:MRM of 2 channels,ES-PFC CS5 17L2812 ST180103M2-8 PFC CS5 17L2812 499 > 99 2.712e+005



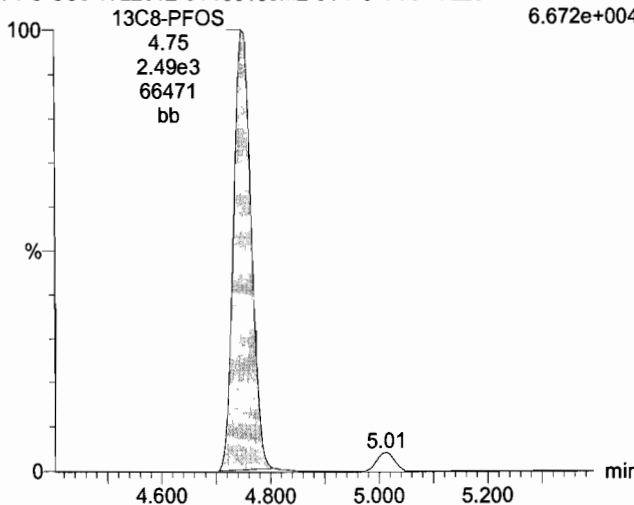
18O2-PFHxS

180103M2_9 Smooth(Mn,1x2) F17:MRM of 1 channel,ES- 403.0 > 102.6 3.089e+004



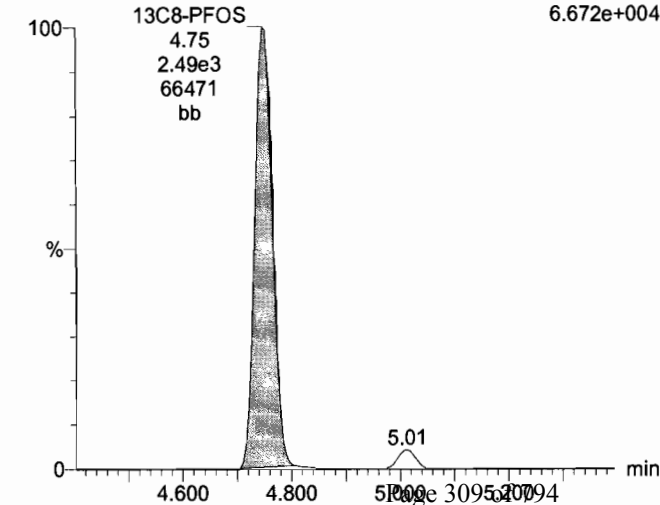
13C8-PFOS

180103M2_9 Smooth(Mn,1x2) F32:MRM of 1 channel,ES-PFC CS5 17L2812 ST180103M2-8 PFC CS5 17L2812 507.0 > 79.9 6.672e+004



13C8-PFOS

180103M2_9 Smooth(Mn,1x2) F32:MRM of 1 channel,ES-PFC CS5 17L2812 ST180103M2-8 PFC CS5 17L2812 507.0 > 79.9 6.672e+004



Dataset: U:\Q4.PRO\results\180103M2\180103M2-CRV-PFOS-PFHXS.qld

Last Altered: Monday, January 08, 2018 15:56:22 Pacific Standard Time

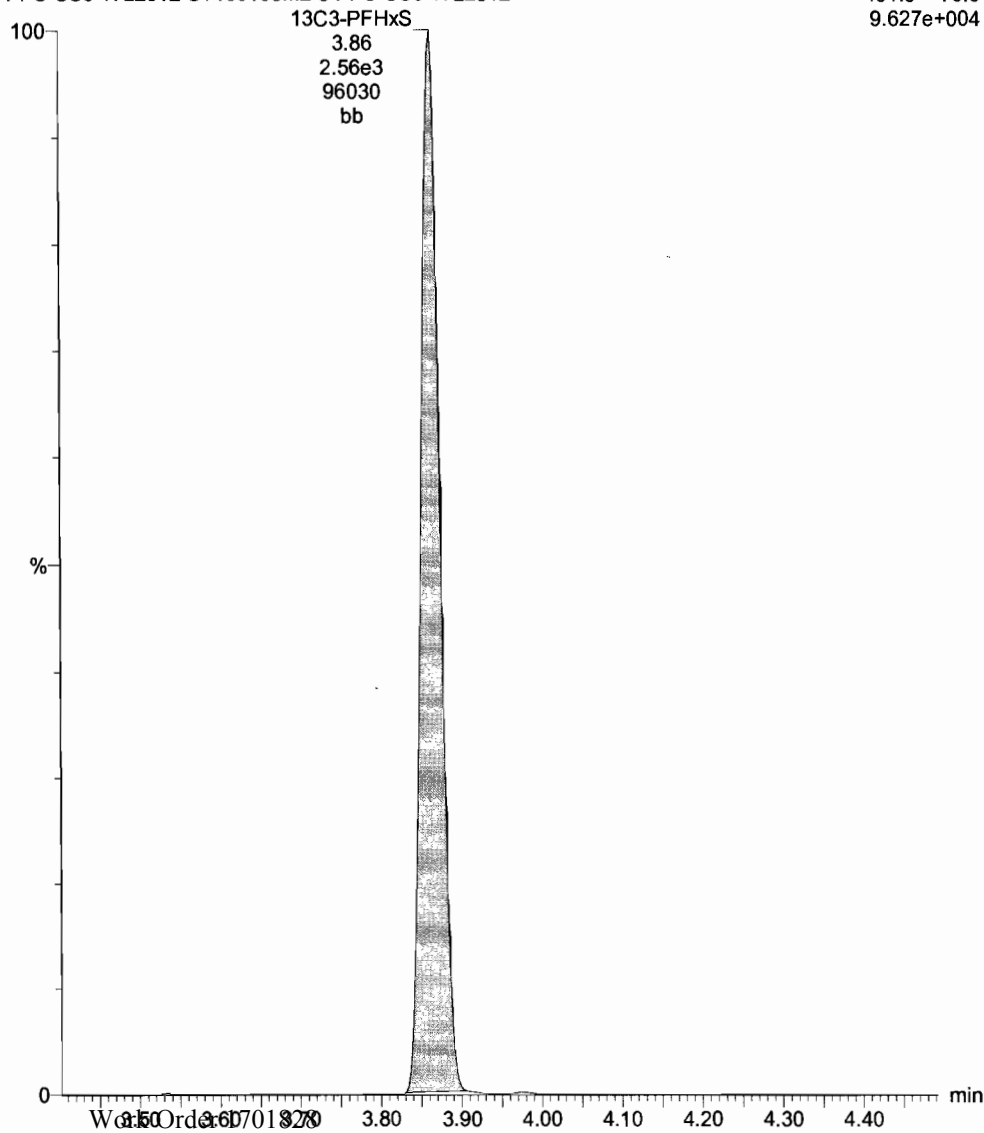
Printed: Monday, January 08, 2018 16:00:41 Pacific Standard Time

Name: 180103M2_9, Date: 03-Jan-2018, Time: 23:50:54, ID: ST180103M2-8 PFC CS5 17L2812, Description: PFC CS5 17L2812

13C3-PFHxS

180103M2_9 Smooth(Mn,1x2)
PFC CS5 17L2812 ST180103M2-8 PFC CS5 17L2812

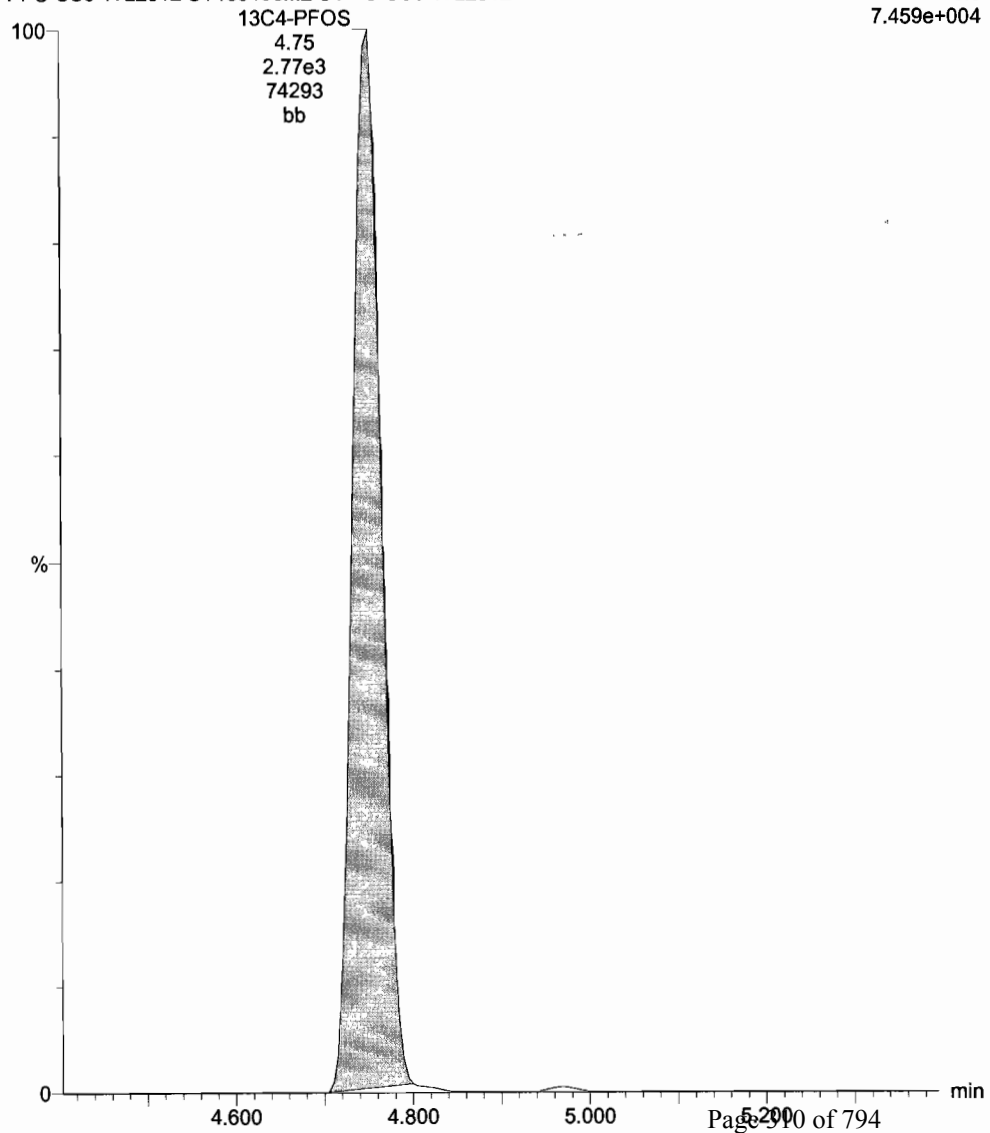
F16:MRM of 1 channel,ES-
401.9 > 79.9
9.627e+004



13C4-PFOS

180103M2_9 Smooth(Mn,1x2)
PFC CS5 17L2812 ST180103M2-8 PFC CS5 17L2812

F30:MRM of 1 channel,ES-
503 > 79.9
7.459e+004



Dataset: U:\Q4.PRO\results\180103M2\180103M2-CRV-PFOS-PFHXS.qld

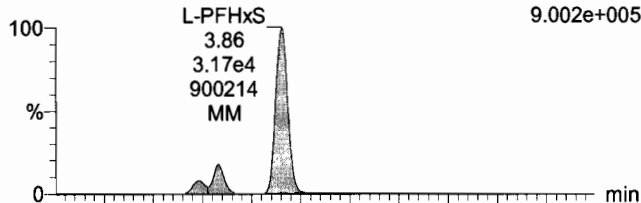
Last Altered: Monday, January 08, 2018 15:56:22 Pacific Standard Time

Printed: Monday, January 08, 2018 16:00:41 Pacific Standard Time

Name: 180103M2_10, Date: 04-Jan-2018, Time: 00:02:05, ID: ST180103M2-9 PFC CS6 17L2816, Description: PFC CS6 17L2816

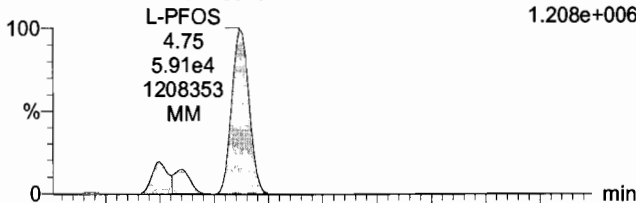
Total PFHxS

180103M2_10 Smooth(Mn,1x2) F15:MRM of 2 channels,ES-PFC CS6 17L2816 ST180103M2-9 PFC CS6 17L2816 398.9 > 79.6 9.002e+005



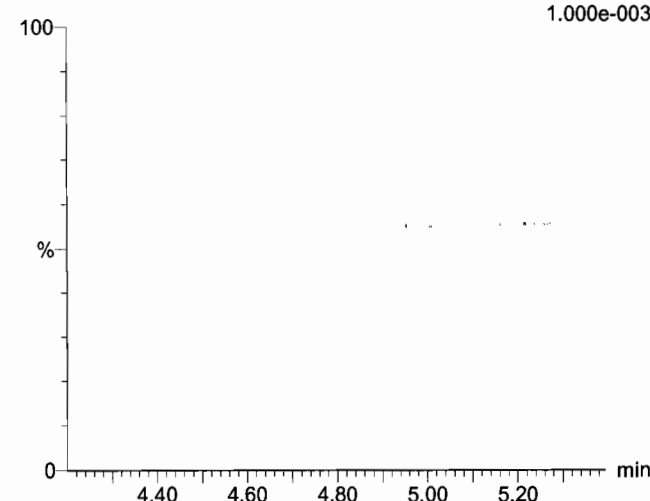
Total PFOS

180103M2_10 Smooth(Mn,1x2) F29:MRM of 2 channels,ES-PFC CS6 17L2816 ST180103M2-9 PFC CS6 17L2816 499 > 79.9 1.208e+006

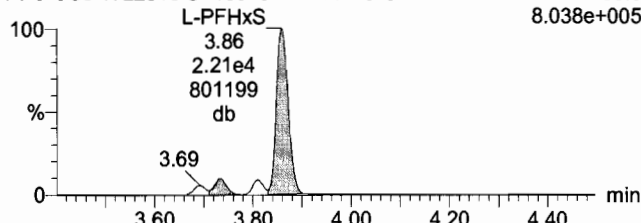


TCDA

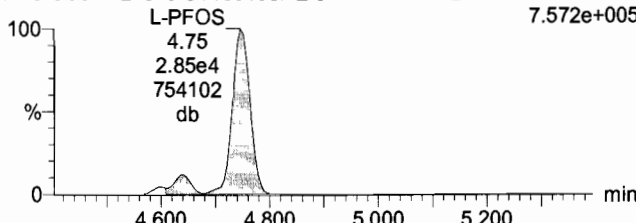
180103M2_10 Smooth(Mn,1x2) F28:MRM of 3 channels,ES-498.3 > 106.9 1.000e-003



180103M2_10 Smooth(Mn,1x2) F15:MRM of 2 channels,ES-PFC CS6 17L2816 ST180103M2-9 PFC CS6 17L2816 398.9 > 99.0 8.038e+005

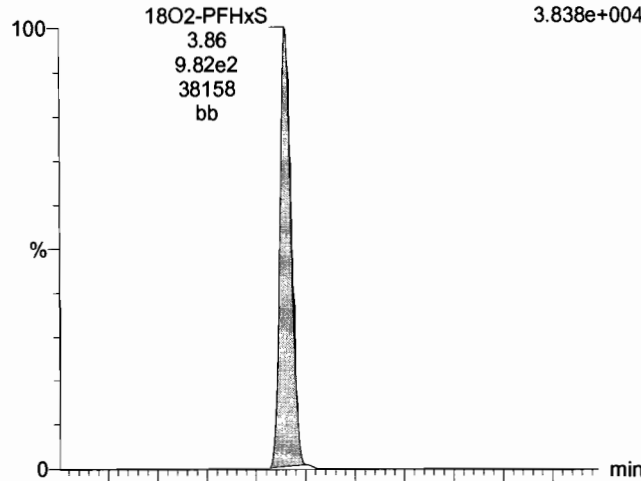


180103M2_10 Smooth(Mn,1x2) F29:MRM of 2 channels,ES-PFC CS6 17L2816 ST180103M2-9 PFC CS6 17L2816 499 > 99.0 7.572e+005



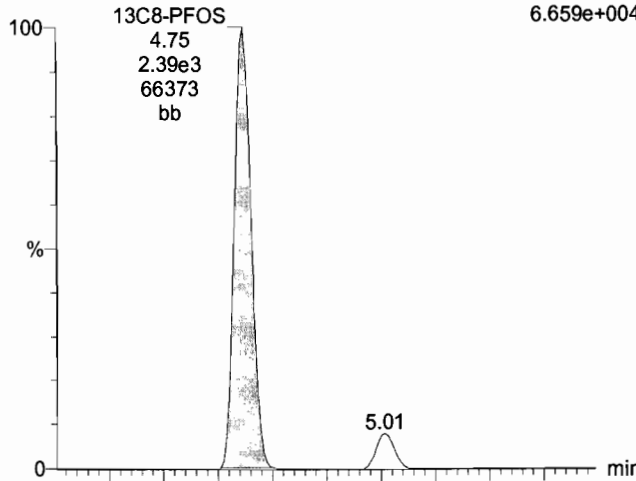
18O2-PFHxS

180103M2_10 Smooth(Mn,1x2) F17:MRM of 1 channel,ES-403.0 > 102.6 3.838e+004



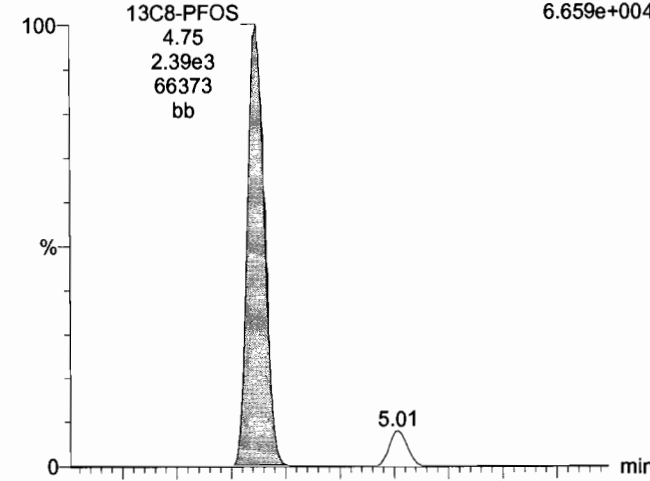
13C8-PFOS

180103M2_10 Smooth(Mn,1x2) F32:MRM of 1 channel,ES-PFC CS6 17L2816 ST180103M2-9 PFC CS6 17L2816 507.0 > 79.9 6.659e+004



13C8-PFOS

180103M2_10 Smooth(Mn,1x2) F32:MRM of 1 channel,ES-PFC CS6 17L2816 ST180103M2-9 PFC CS6 17L2816 507.0 > 79.9 6.659e+004



Dataset: U:\Q4.PRO\results\180103M2\180103M2-CRV-PFOS-PFHXS.qld

Last Altered: Monday, January 08, 2018 15:56:22 Pacific Standard Time

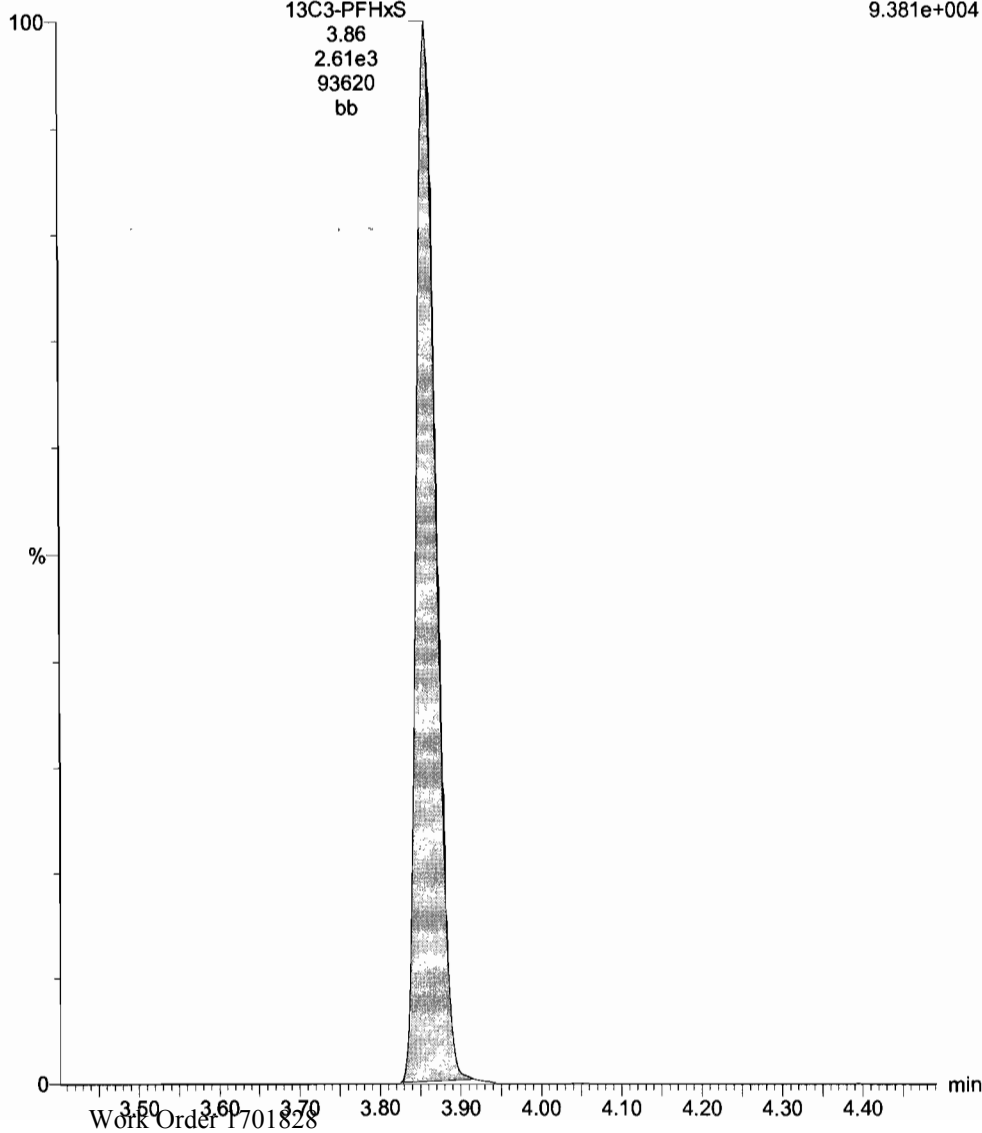
Printed: Monday, January 08, 2018 16:00:41 Pacific Standard Time

Name: 180103M2_10, Date: 04-Jan-2018, Time: 00:02:05, ID: ST180103M2-9 PFC CS6 17L2816, Description: PFC CS6 17L2816

13C3-PFHxS

180103M2_10 Smooth(Mn,1x2)
PFC CS6 17L2816 ST180103M2-9 PFC CS6 17L2816

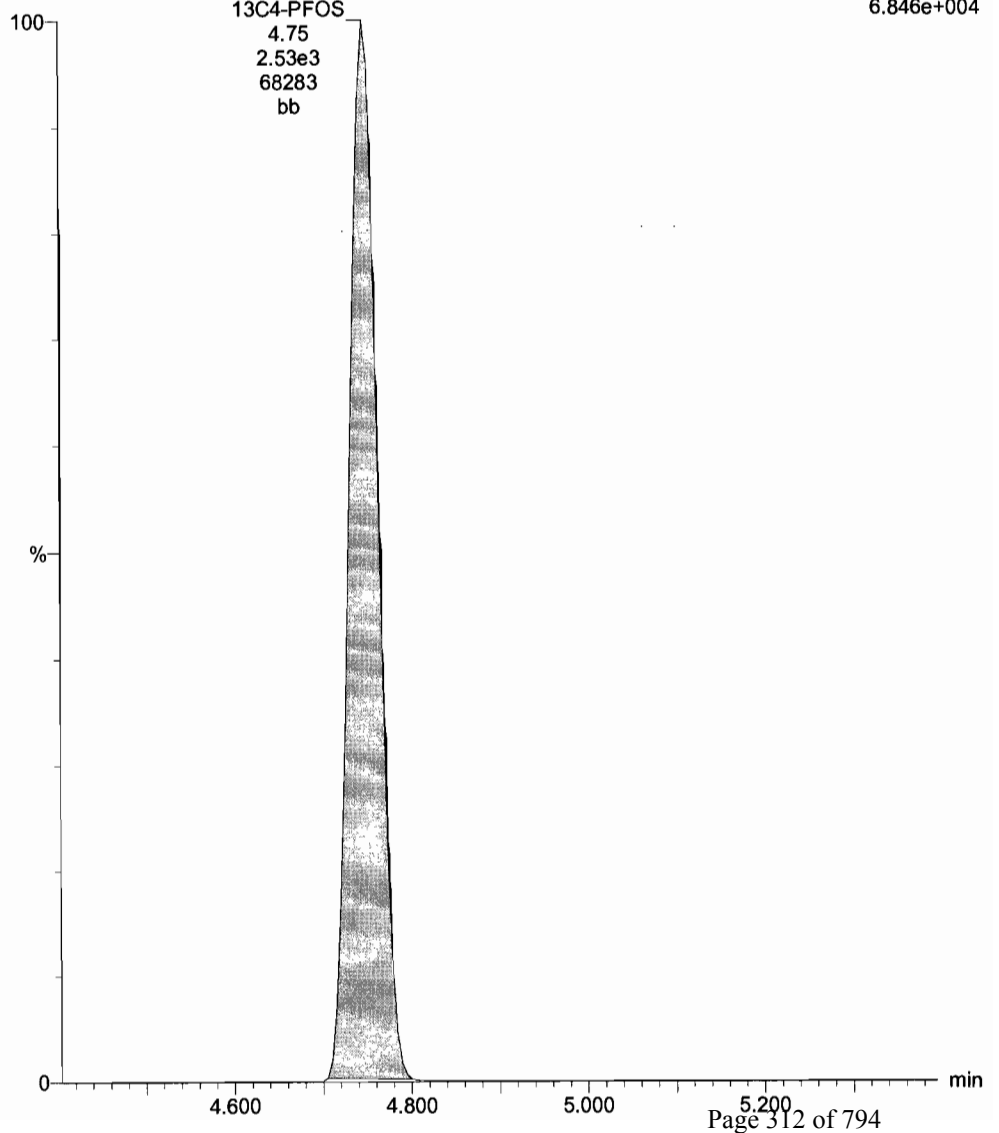
F16:MRM of 1 channel,ES-
401.9 > 79.9
9.381e+004



13C4-PFOS

180103M2_10 Smooth(Mn,1x2)
PFC CS6 17L2816 ST180103M2-9 PFC CS6 17L2816

F30:MRM of 1 channel,ES-
503 > 79.9
6.846e+004



Dataset: U:\Q4.PRO\results\180103M2\180103M2-13_PFOS-PFHXS.qld

Last Altered: Monday, January 08, 2018 16:08:12 Pacific Standard Time

Printed: Monday, January 08, 2018 16:08:19 Pacific Standard Time

Method: U:\Q4.PRO\MethDB\PFAS_FULL_80C_122917-PFOA-QUAD.mdb 05 Jan 2018 10:33:24

Calibration: U:\Q4.PRO\CurveDB\C18_VAL-PFAS_Q4_01-03-18_PFOS-PFHXS.cdb 08 Jan 2018 15:56:22

AC
1/8/18

Name: 180103M2_13, Date: 04-Jan-2018, Time: 00:35:51, ID: ICV180103M2-1 PFC ICV 17L2804, Description: PFC ICV 17L2804

#	Name	Trace	Area	IS Area	Wt./Vol.	RRF	Pred.RT	RT	y Axis Resp.	Conc.	%Rec
1	6 L-PFHxS	398.9 > 79.6	1.11e3	1.05e3	1.0000		3.92	3.86	13.1	7.23	72.3
2	14 L-PFOS	499 > 79.9	2.16e3	2.61e3	1.0000		4.83	4.75	10.3	10.1	100.6
3	36 18O2-PFHxS	403.0 > 102.6	1.05e3	2.52e3	1.0000	0.359	3.95	3.86	5.22	14.5	116.4
4	41 13C8-PFOS	507.0 > 79.9	2.61e3	2.55e3	1.0000	0.996	4.83	4.75	12.8	12.8	102.8
5	56 13C3-PFHxS	401.9 > 79.9	2.52e3	2.52e3	1.0000	1.000	3.95	3.86	12.5	12.5	100.0
6	59 13C4-PFOS	503 > 79.9	2.55e3	2.55e3	1.0000	1.000	4.83	4.75	12.5	12.5	100.0

70-130
↓

vYA.
01/09/2018

Dataset: U:\Q4.PRO\results\180103M2\180103M2-13_PFOA-PFHXS.qld

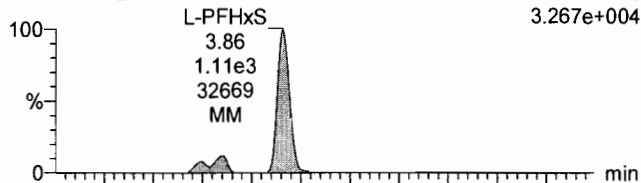
Last Altered: Monday, January 08, 2018 16:08:12 Pacific Standard Time
Printed: Monday, January 08, 2018 16:08:19 Pacific Standard Time

Method: U:\Q4.PRO\MethDB\PFAS_FULL_80C_122917-PFOA-QUAD.mdb 05 Jan 2018 10:33:24
Calibration: U:\Q4.PRO\CurveDB\C18_VAL-PFAS_Q4_01-03-18_PFOA-PFHXS.cdb 08 Jan 2018 15:56:22

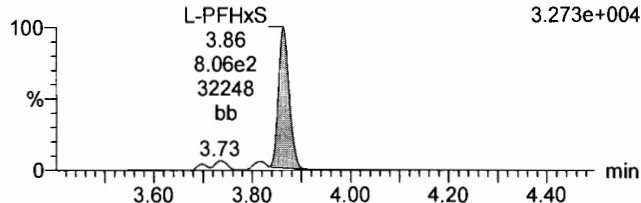
Name: 180103M2_13, Date: 04-Jan-2018, Time: 00:35:51, ID: ICV180103M2-1 PFC ICV 17L2804, Description: PFC ICV 17L2804

Total PFHxS

180103M2_13 Smooth(Mn,1x2) F15:MRM of 2 channels,ES-
PFC ICV 17L2804 ICV180103M2-1 PFC ICV 17L2804 398.9 > 79.6
3.267e+004

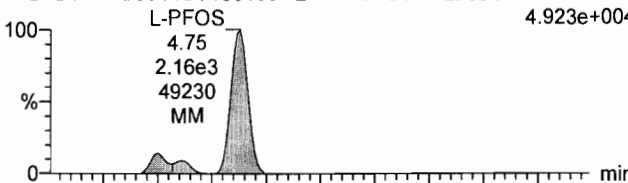


180103M2_13 Smooth(Mn,1x2) F15:MRM of 2 channels,ES-
PFC ICV 17L2804 ICV180103M2-1 PFC ICV 17L2804 398.9 > 99.0
3.273e+004

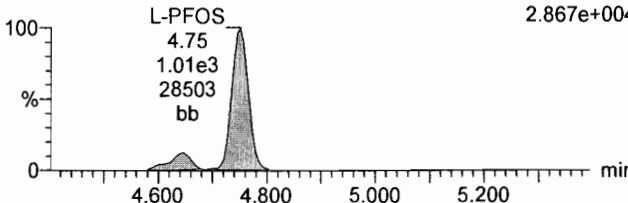


Total PFOA

180103M2_13 Smooth(Mn,1x2) F29:MRM of 2 channels,ES-
PFC ICV 17L2804 ICV180103M2-1 PFC ICV 17L2804 499 > 79.9
4.923e+004

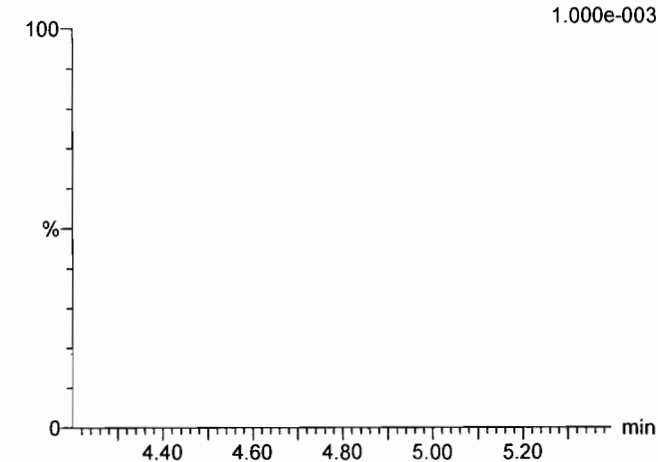


180103M2_13 Smooth(Mn,1x2) F29:MRM of 2 channels,ES-
PFC ICV 17L2804 ICV180103M2-1 PFC ICV 17L2804 499 > 99
2.867e+004



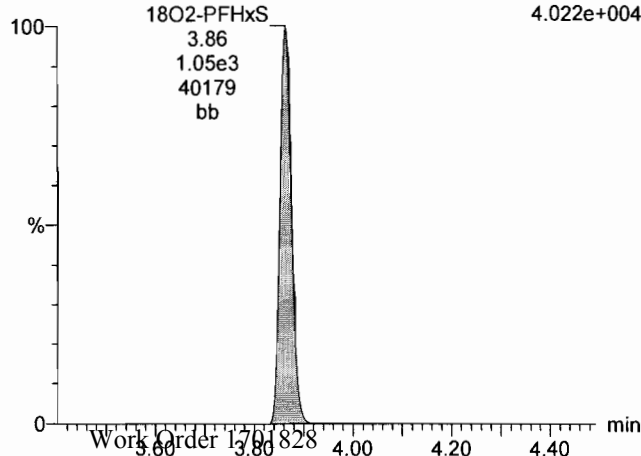
TCDA

180103M2_13 Smooth(Mn,1x2) F28:MRM of 3 channels,ES-
PFC ICV 17L2804 ICV180103M2-1 PFC ICV 17L2804 498.3 > 106.9
1.000e-003



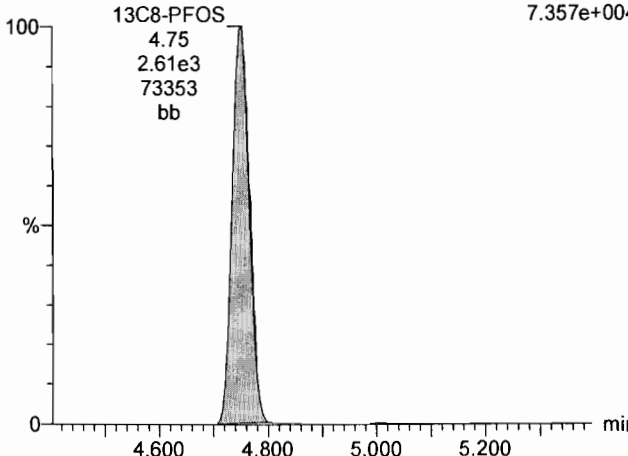
18O2-PFHxS

180103M2_13 Smooth(Mn,1x2) F17:MRM of 1 channel,ES-
PFC ICV 17L2804 ICV180103M2-1 PFC ICV 17L2804 403.0 > 102.6
4.022e+004



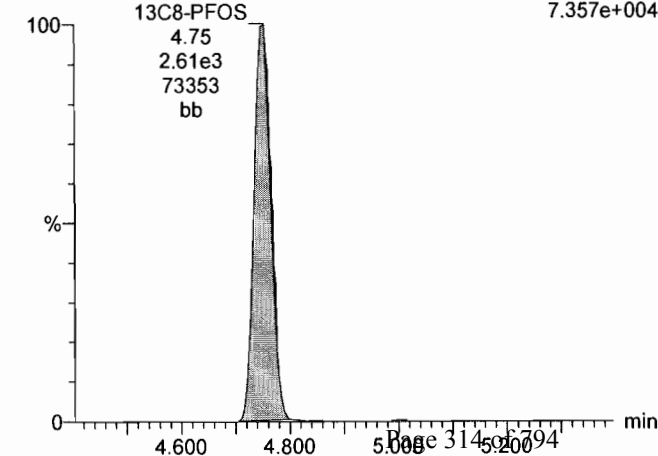
13C8-PFOA

180103M2_13 Smooth(Mn,1x2) F32:MRM of 1 channel,ES-
PFC ICV 17L2804 ICV180103M2-1 PFC ICV 17L2804 507.0 > 79.9
7.357e+004



13C8-PFOA

180103M2_13 Smooth(Mn,1x2) F32:MRM of 1 channel,ES-
PFC ICV 17L2804 ICV180103M2-1 PFC ICV 17L2804 507.0 > 79.9
7.357e+004



Dataset: U:\Q4.PRO\results\180103M2\180103M2-13_PFOS-PFHXS.qld

Last Altered: Monday, January 08, 2018 16:08:12 Pacific Standard Time


Printed: Monday, January 08, 2018 16:08:19 Pacific Standard Time

Name: 180103M2_13, Date: 04-Jan-2018, Time: 00:35:51, ID: ICV180103M2-1 PFC ICV 17L2804, Description: PFC ICV 17L2804

13C3-PFHxS

180103M2_13 Smooth(Mn,1x2)
PFC ICV 17L2804 ICV180103M2-1 PFC ICV 17L2804


F16:MRM of 1 channel,ES-
401.9 > 79.9
9.534e+004



13C4-PFOS

180103M2_13 Smooth(Mn,1x2)
PFC ICV 17L2804 ICV180103M2-1 PFC ICV 17L2804

F30:MRM of 1 channel,ES-
503 > 79.9
7.274e+004



Dataset: U:\Q4.PRO\results\180103M2\180103M2-12.qld

Last Altered: Tuesday, January 09, 2018 08:37:49 Pacific Standard Time

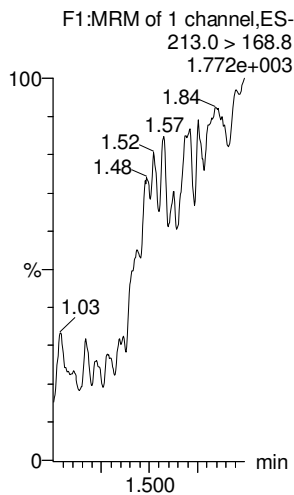
Printed: Tuesday, January 09, 2018 08:38:47 Pacific Standard Time

Method: U:\Q4.PRO\MethDB\PFAS_FULL_80C_122917-PFOA-QUAD.mdb 05 Jan 2018 10:33:24

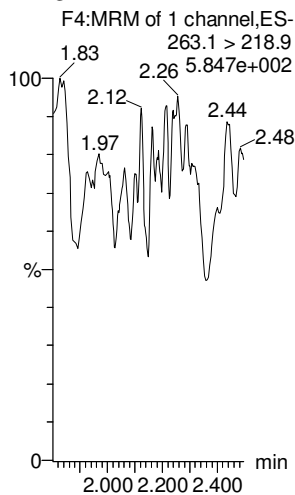
Calibration: U:\Q4.PRO\CurveDB\C18_VAL-PFAS_Q4_01-03-18_PFOS-PFHXS.cdb 08 Jan 2018 15:56:22

Name: 180103M2_12, Date: 04-Jan-2018, Time: 00:24:32, ID: IPA, Description: IPA

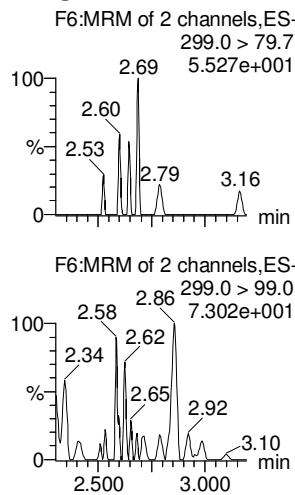
PFBA



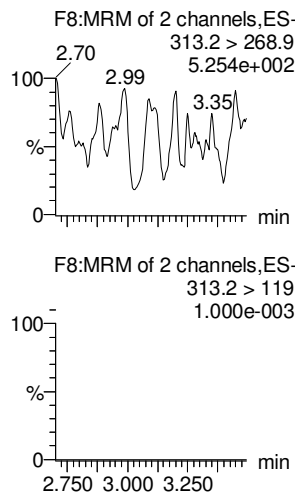
PFPeA



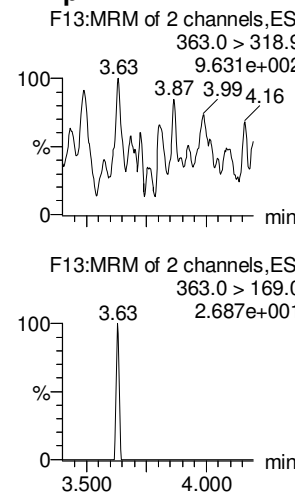
PFBS



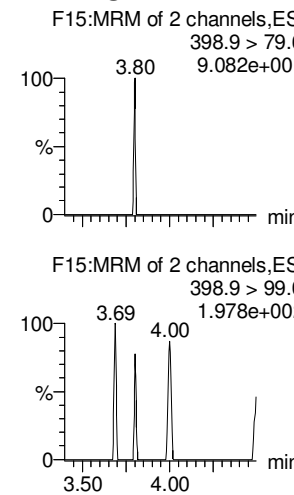
PFHxA



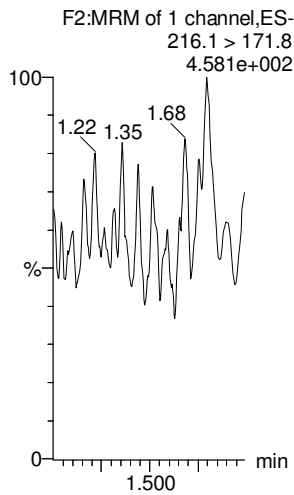
PFHpA



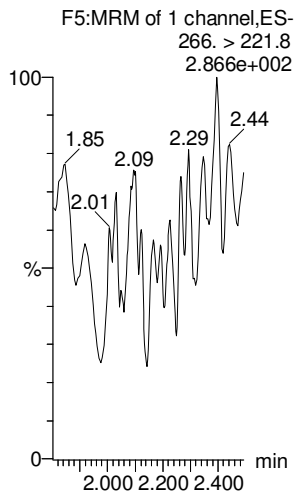
L-PFHxS



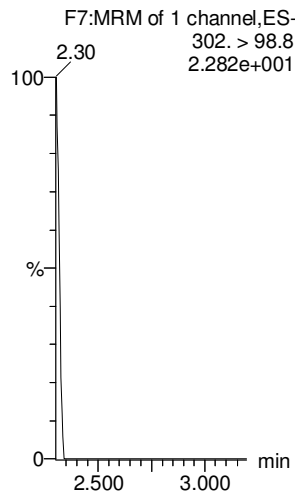
13C3-PFBA



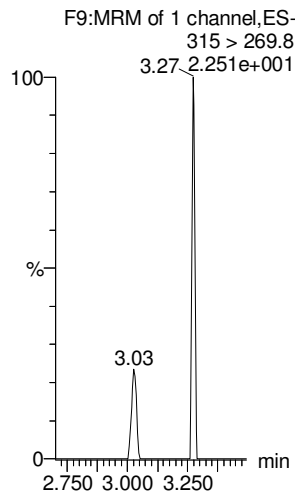
13C3-PFPeA



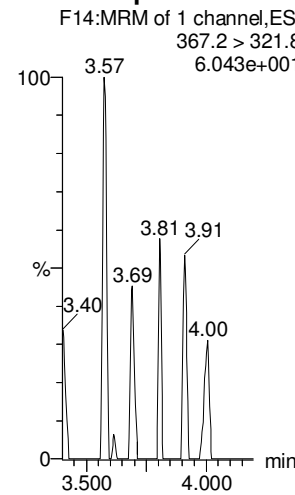
13C3-PFBS



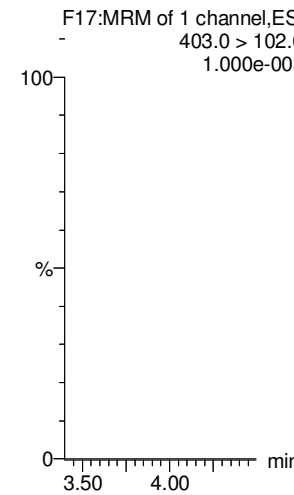
13C2-PFHxA



13C4-PFHpA



18O2-PFHxS



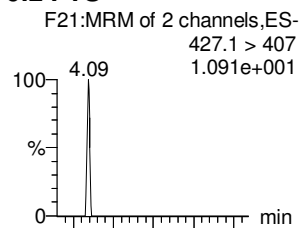
Dataset: U:\Q4.PRO\results\180103M2\180103M2-12.qld

Last Altered: Tuesday, January 09, 2018 08:37:49 Pacific Standard Time

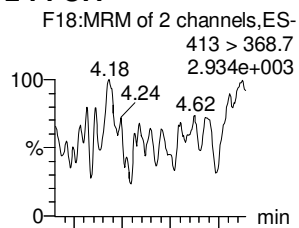
Printed: Tuesday, January 09, 2018 08:38:47 Pacific Standard Time

Name: 180103M2_12, Date: 04-Jan-2018, Time: 00:24:32, ID: IPA, Description: IPA

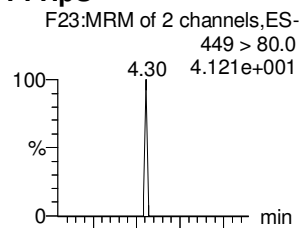
6:2 FTS



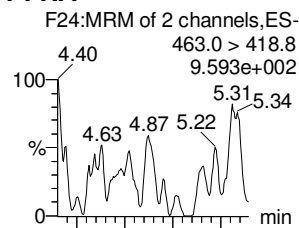
L-PFOA



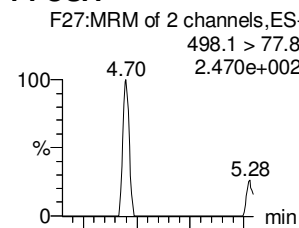
PFHpS



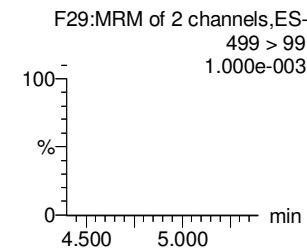
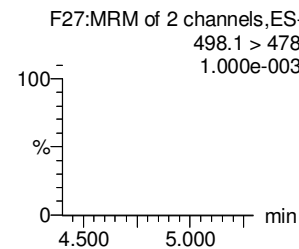
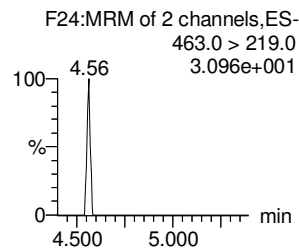
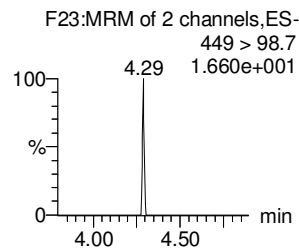
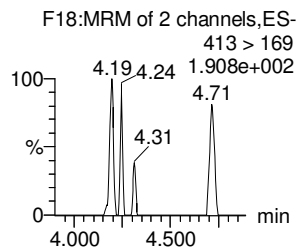
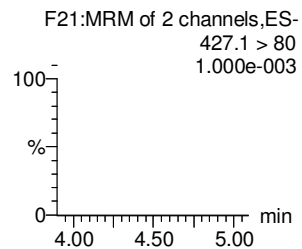
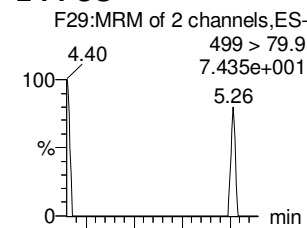
PFNA



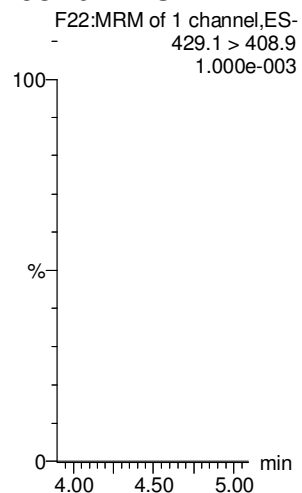
PFOSA



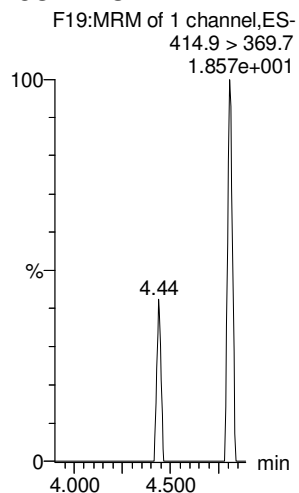
L-PFOS



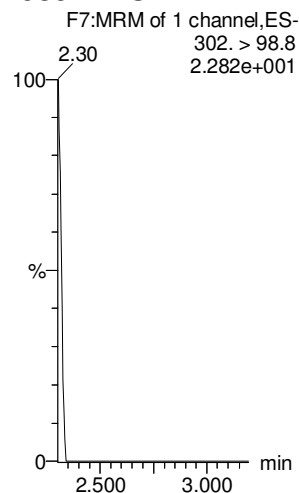
13C2-6:2 FTS



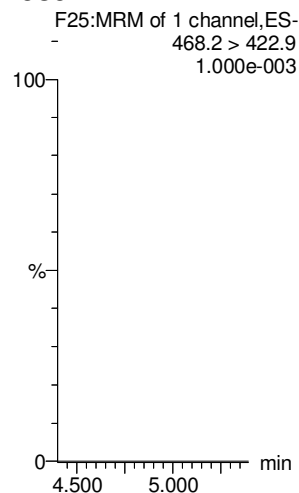
13C2-PFOA



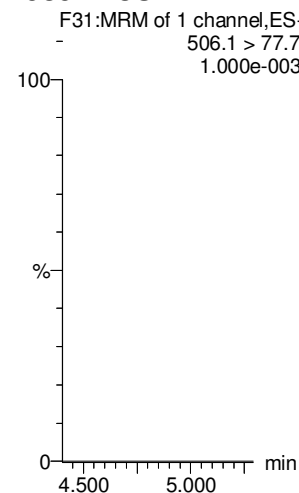
13C3-PFBS



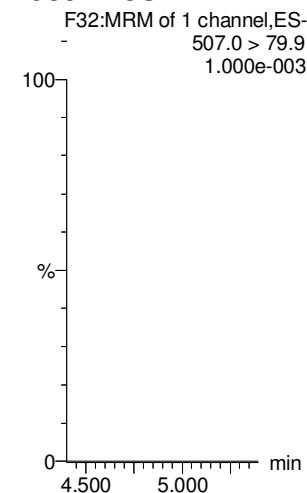
13C5-PFNA



13C8-PFOA



13C8-PFOS



Dataset: U:\Q4.PRO\results\180103M2\180103M2-12.qld

Last Altered: Tuesday, January 09, 2018 08:37:49 Pacific Standard Time

Printed: Tuesday, January 09, 2018 08:38:47 Pacific Standard Time

Name: 180103M2_12, Date: 04-Jan-2018, Time: 00:24:32, ID: IPA, Description: IPA

PFDA

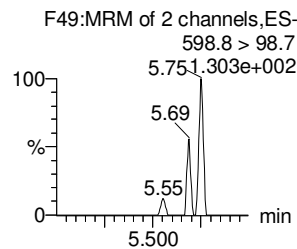
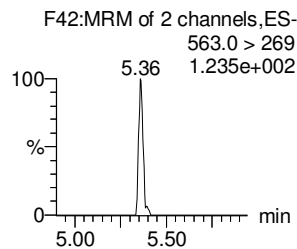
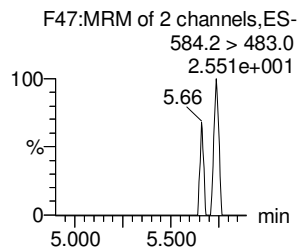
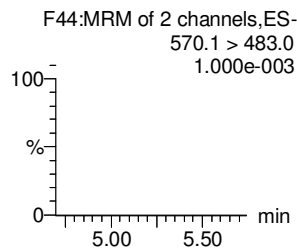
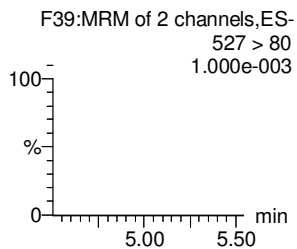
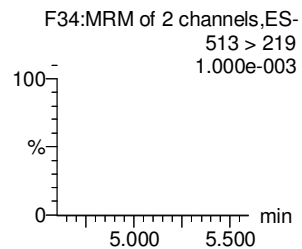
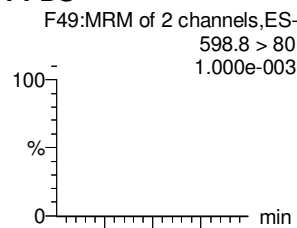
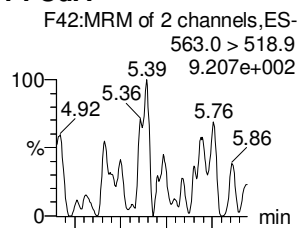
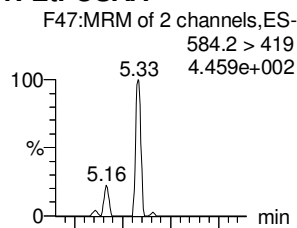
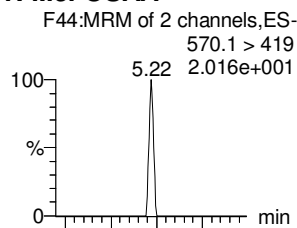
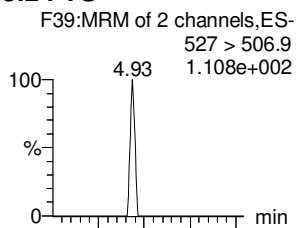
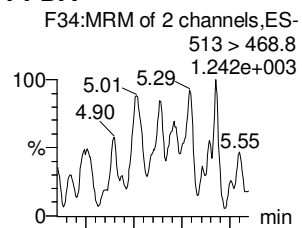
8:2 FTS

N-MeFOSAA

N-EtFOSAA

PFUdA

PFDS



13C2-PFDA

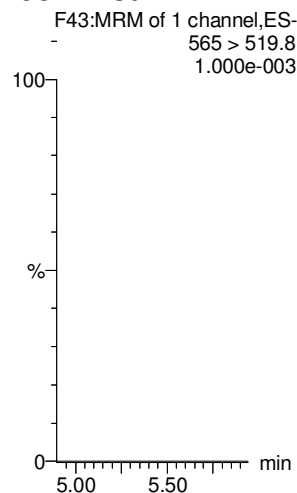
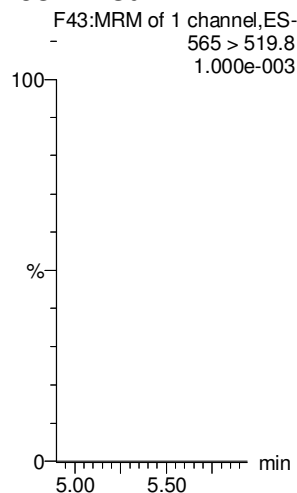
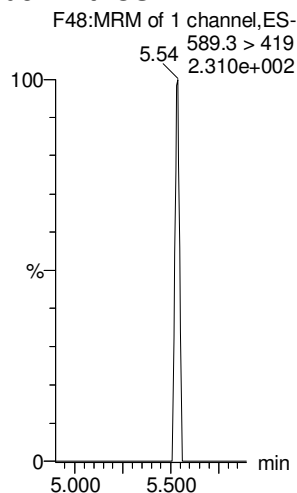

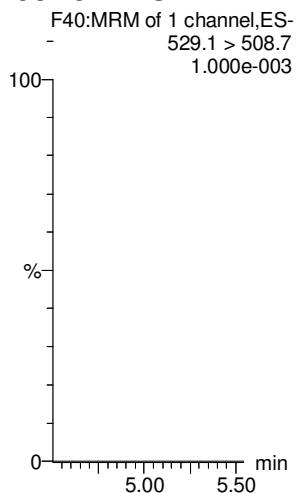
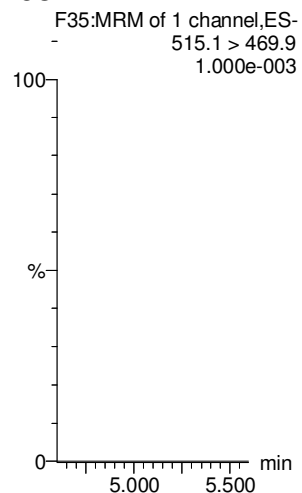
13C2-8:2 FTS

d3-N-MeFOSAA

d5-N-EtFOSAA

13C2-PFUdA

13C2-PFUdA



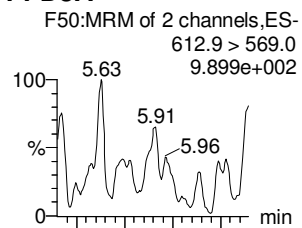
Dataset: U:\Q4.PRO\results\180103M2\180103M2-12.qld

Last Altered: Tuesday, January 09, 2018 08:37:49 Pacific Standard Time

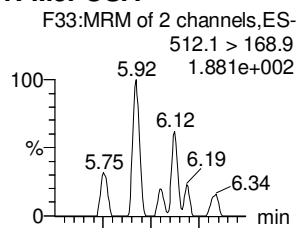
Printed: Tuesday, January 09, 2018 08:38:47 Pacific Standard Time

Name: 180103M2_12, Date: 04-Jan-2018, Time: 00:24:32, ID: IPA, Description: IPA

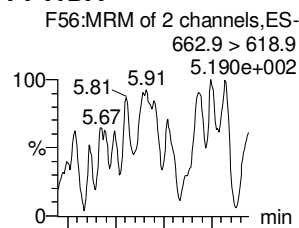
PFD0A



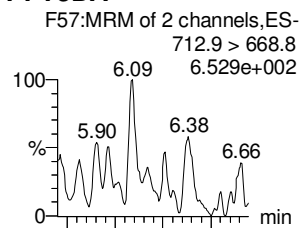
N-MeFOSA



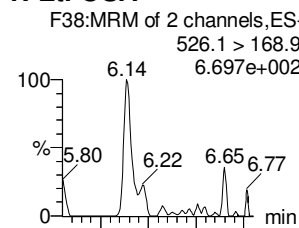
PFTrDA



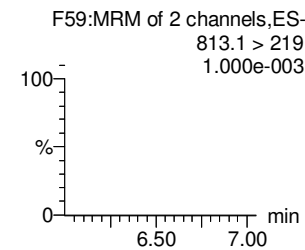
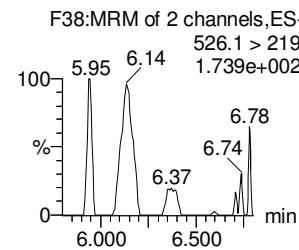
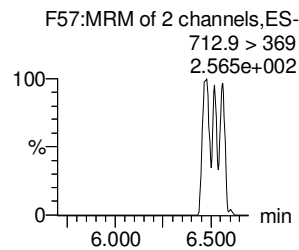
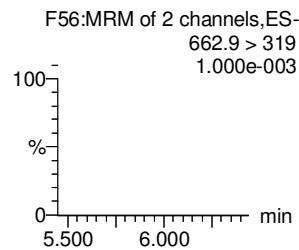
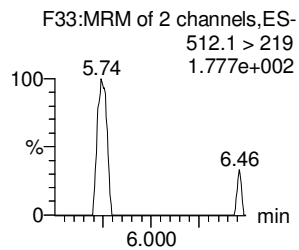
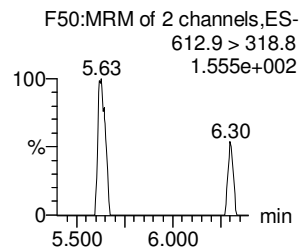
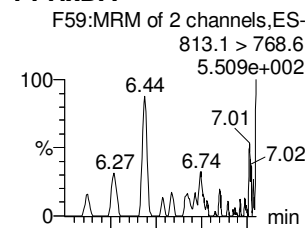
PFTeDA



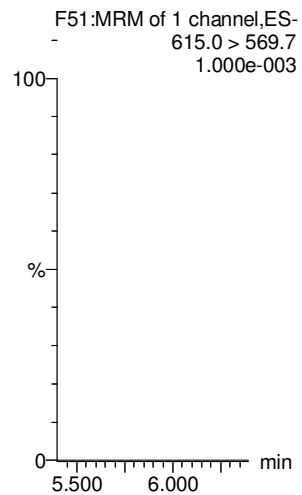
N-EtFOSA



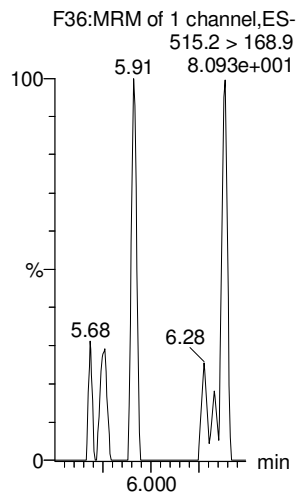
PFHxDA




13C2-PFD0A




d3-N-MeFOSA



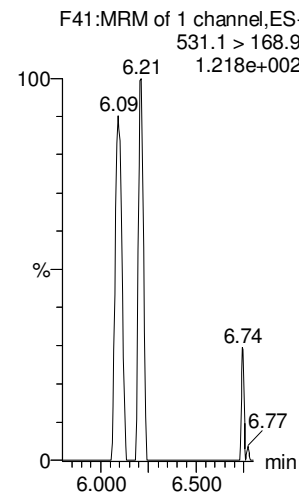
13C2-PFTeDA



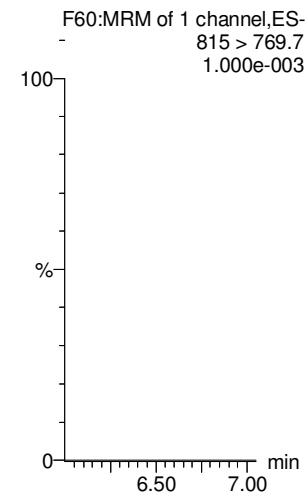
13C2-PFTeDA



d5-N-ETFOSA



13C2-PFHxDA



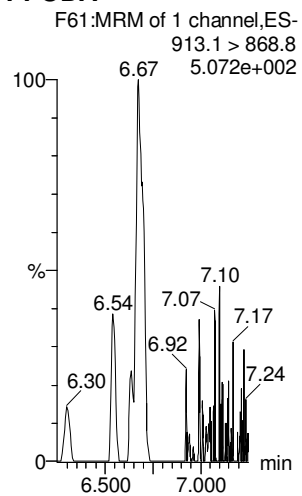
Dataset: U:\Q4.PRO\results\180103M2\180103M2-12.qld

Last Altered: Tuesday, January 09, 2018 08:37:49 Pacific Standard Time

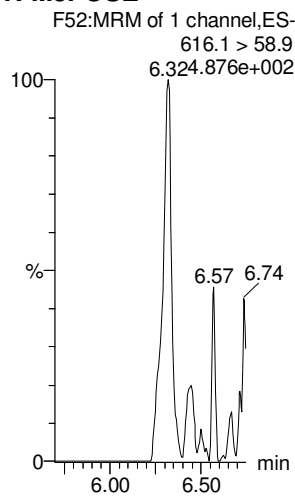
Printed: Tuesday, January 09, 2018 08:38:47 Pacific Standard Time

Name: 180103M2_12, Date: 04-Jan-2018, Time: 00:24:32, ID: IPA, Description: IPA

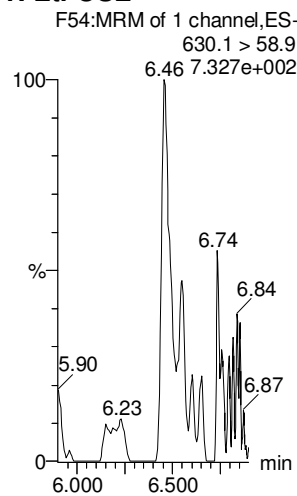
PFODA



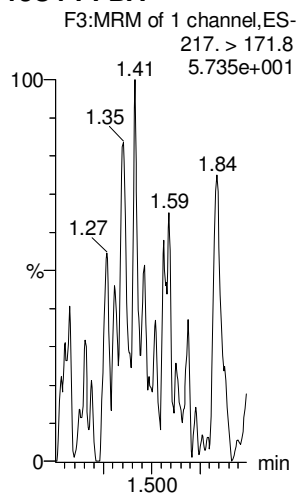
N-MeFOSE



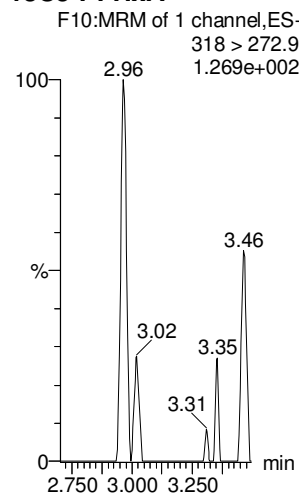
N-EtFOSE



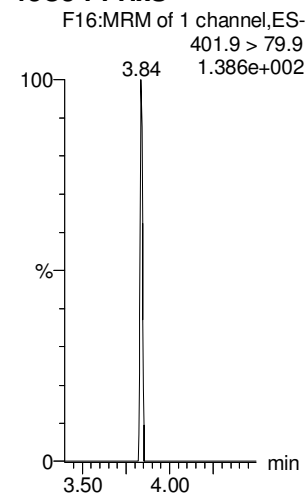
13C4-PFBA



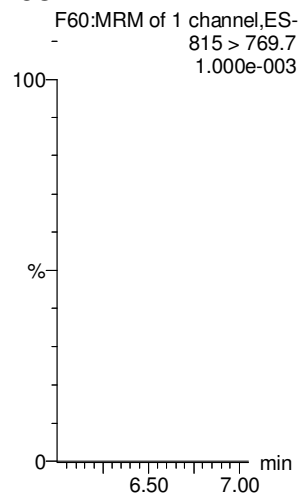
13C5-PFHxA



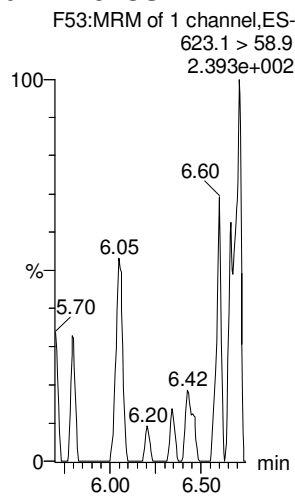
13C3-PFHxS



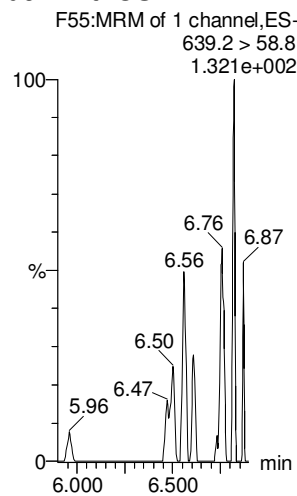
13C2-PFHxDA



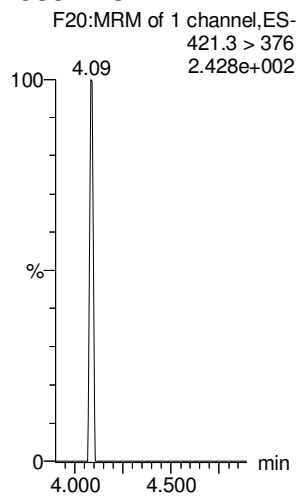
d7-N-MeFOSE



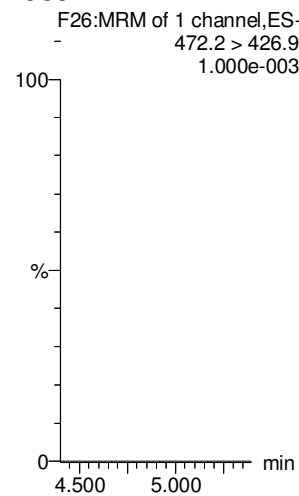
d9-N-EtFOSE



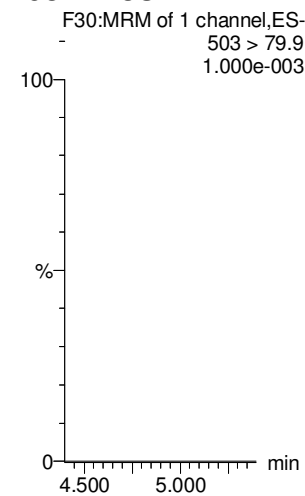
13C8-PFOA



13C9-PFNA



13C4-PFOS



Dataset: U:\Q4.PRO\results\180103M2\180103M2-12.qld

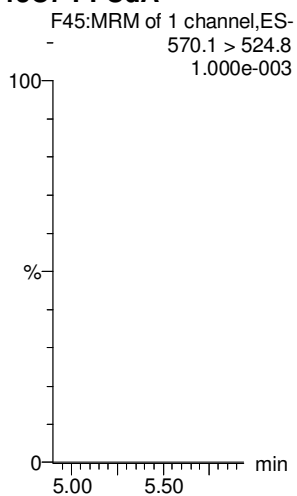
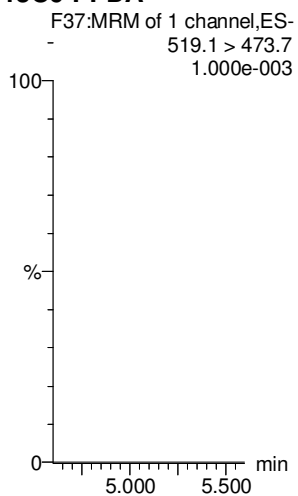
Last Altered: Tuesday, January 09, 2018 08:37:49 Pacific Standard Time

Printed: Tuesday, January 09, 2018 08:38:47 Pacific Standard Time

Name: 180103M2_12, Date: 04-Jan-2018, Time: 00:24:32, ID: IPA, Description: IPA

13C6-PFDA

13C7-PFUdA



Dataset: U:\Q4.PRO\results\180106M2\170106M2-CRV.qld

Last Altered: Sunday, January 07, 2018 11:33:08 Pacific Standard Time
 Printed: Sunday, January 07, 2018 11:35:49 Pacific Standard Time

Method: U:\Q4.PRO\MethDB\PFAS_FULL_80C_010618.mdb 07 Jan 2018 10:11:06
 Calibration: U:\Q4.PRO\CurveDB\C18_VAL-PFAS_Q4_01-06-18_FULL.cdb 07 Jan 2018 11:33:08

Compound name: PFBA

Correlation coefficient: $r = 0.999174$, $r^2 = 0.998349$ ✓

Calibration curve: $1.17524 * x + 0.0396325$

Response type: Internal Std (Ref 31), Area * (IS Conc. / IS Area)

Curve type: Linear, Origin: Include, Weighting: 1/x, Axis trans: None

DM 1/9/18
AC 1/7/18

#	Name	Type	Std. Conc	RT	Area	IS Area	Response	Conc.	%Dev	Conc. Flag	CoD	CoD Flag	x=excluded
1	1 180106M2_10	Standard	0.250	1.63	207.928	7414.236	0.351	0.3	5.8	NO	0.998	NO	bb
2	2 180106M2_11	Standard	0.500	1.63	381.743	7897.503	0.604	0.5	-3.9	NO	0.998	NO	bb
3	3 180106M2_12	Standard	1.000	1.62	740.323	7878.006	1.175	1.0	-3.4	NO	0.998	NO	bb
4	4 180106M2_13	Standard	2.000	1.62	1587.416	7833.831	2.533	2.1	6.1	NO	0.998	NO	bb
5	5 180106M2_14	Standard	5.000	1.63	3546.990	7899.072	5.613	4.7	-5.2	NO	0.998	NO	bb
6	6 180106M2_15	Standard	10.000	1.62	7611.994	7544.999	12.611	10.7	7.0	NO	0.998	NO	bb
7	7 180106M2_16	Standard	50.000	1.62	36169.719	7260.139	62.274	53.0	5.9	NO	0.998	NO	bb
8	8 180106M2_17	Standard	100.000	1.61	74424.500	7585.547	122.642	104.3	4.3	NO	0.998	NO	bb
9	9 180106M2_18	Standard	250.000	1.61	174633.656	7667.875	284.684	242.2	-3.1	NO	0.998	NO	bb

Compound name: PFPeA

Correlation coefficient: $r = 0.999237$, $r^2 = 0.998475$ /

Calibration curve: $0.998687 * x + 0.116516$

Response type: Internal Std (Ref 32), Area * (IS Conc. / IS Area)

Curve type: Linear, Origin: Exclude, Weighting: 1/x, Axis trans: None

#	Name	Type	Std. Conc	RT	Area	IS Area	Response	Conc.	%Dev	Conc. Flag	CoD	CoD Flag	x=excluded
1	1 180106M2_10	Standard	0.250	2.62	212.388	8901.750	0.298	0.2	-27.2	NO	0.998	NO	bb
2	2 180106M2_11	Standard	0.500	2.61	432.214	8947.013	0.604	0.5	-2.4	NO	0.998	NO	bb
3	3 180106M2_12	Standard	1.000	2.61	750.664	8720.759	1.076	1.0	-3.9	NO	0.998	NO	bb
4	4 180106M2_13	Standard	2.000	2.61	1636.778	8644.833	2.367	2.3	12.7	NO	0.998	NO	bb
5	5 180106M2_14	Standard	5.000	2.61	3568.013	8707.389	5.122	5.0	0.2	NO	0.998	NO	bb
6	6 180106M2_15	Standard	10.000	2.61	8307.521	8858.705	11.722	11.6	16.2	NO	0.998	NO	bb
7	7 180106M2_16	Standard	50.000	2.61	35966.840	8544.680	52.616	52.6	5.1	NO	0.998	NO	bb
8	8 180106M2_17	Standard	100.000	2.60	71766.320	8820.155	101.708	101.7	1.7	NO	0.998	NO	bb
9	9 180106M2_18	Standard	250.000	2.60	166720.719	8550.271	243.736	243.9	-2.4	NO	0.998	NO	bb

Dataset: U:\Q4.PRO\results\180106M2\170106M2-CRV.qld

Last Altered: Sunday, January 07, 2018 10:46:35 Pacific Standard Time
 Printed: Sunday, January 07, 2018 11:01:02 Pacific Standard Time

Compound name: PFBS

Correlation coefficient: $r = 0.999535$, $r^2 = 0.999070$ ✓

Calibration curve: $1.6926 * x + -0.0410764$

Response type: Internal Std (Ref 33), Area * (IS Conc. / IS Area)

Curve type: Linear, Origin: Exclude, Weighting: 1/x, Axis trans: None

#	Name	Type	Std. Conc	RT	Area	IS Area	Response	Conc.	%Dev	Conc. Flag	CoD	CoD Flag	x=excluded
1	1 180106M2_10	Standard	0.250	2.88	28.930	1243.060	0.291	0.2	-21.5	NO	0.999	NO	MM
2	2 180106M2_11	Standard	0.500	2.88	83.508	1211.069	0.862	0.5	6.7	NO	0.999	NO	bb
3	3 180106M2_12	Standard	1.000	2.87	169.155	1275.402	1.658	1.0	0.4	NO	0.999	NO	bb
4	4 180106M2_13	Standard	2.000	2.87	356.557	1306.392	3.412	2.0	2.0	NO	0.999	NO	bb
5	5 180106M2_14	Standard	5.000	2.87	792.501	1195.405	8.287	4.9	-1.6	NO	0.999	NO	bb
6	6 180106M2_15	Standard	10.000	2.87	1718.005	1152.122	18.640	11.0	10.4	NO	0.999	NO	bb
7	7 180106M2_16	Standard	50.000	2.87	7980.765	1147.510	86.936	51.4	2.8	NO	0.999	NO	bb
8	8 180106M2_17	Standard	100.000	2.86	15558.444	1114.461	174.506	103.1	3.1	NO	0.999	NO	bb
9	9 180106M2_18	Standard	250.000	2.86	39393.340	1189.946	413.814	244.5	-2.2	NO	0.999	NO	bb

Compound name: PFHxA

Correlation coefficient: $r = 0.999628$, $r^2 = 0.999256$ ✓

Calibration curve: $1.57319 * x + 0.243822$

Response type: Internal Std (Ref 34), Area * (IS Conc. / IS Area)

Curve type: Linear, Origin: Exclude, Weighting: 1/x, Axis trans: None

#	Name	Type	Std. Conc	RT	Area	IS Area	Response	Conc.	%Dev	Conc. Flag	CoD	CoD Flag	x=excluded
1	1 180106M2_10	Standard	0.250	3.38	279.976	2667.671	0.525	0.2	-28.6	NO	0.999	NO	MM
2	2 180106M2_11	Standard	0.500	3.37	489.643	2540.204	0.964	0.5	-8.5	NO	0.999	NO	bb
3	3 180106M2_12	Standard	1.000	3.37	981.516	2534.588	1.936	1.1	7.6	NO	0.999	NO	bb
4	4 180106M2_13	Standard	2.000	3.37	1951.461	2582.466	3.778	2.2	12.3	NO	0.999	NO	bb
5	5 180106M2_14	Standard	5.000	3.37	4541.684	2657.871	8.544	5.3	5.5	NO	0.999	NO	bb
6	6 180106M2_15	Standard	10.000	3.37	9753.269	2813.454	17.333	10.9	8.6	NO	0.999	NO	bb
7	7 180106M2_16	Standard	50.000	3.37	44528.988	2730.962	81.526	51.7	3.3	NO	0.999	NO	bb
8	8 180106M2_17	Standard	100.000	3.36	92980.789	2909.344	159.797	101.4	1.4	NO	0.999	NO	bb
9	9 180106M2_18	Standard	250.000	3.36	213984.953	2767.769	386.566	245.6	-1.8	NO	0.999	NO	bb

Dataset: U:\Q4.PRO\results\180106M2\170106M2-CRV.qld

Last Altered: Sunday, January 07, 2018 11:33:08 Pacific Standard Time
 Printed: Sunday, January 07, 2018 11:35:49 Pacific Standard Time

Compound name: PFHpA

Coefficient of Determination: R² = 0.999720 ✓

Calibration curve: $-0.000952947 * x^2 + 1.41847 * x + 0.0430541$

Response type: Internal Std (Ref 35), Area * (IS Conc. / IS Area)

Curve type: 2nd Order, Origin: Exclude, Weighting: 1/x, Axis trans: None

#	Name	Type	Std. Conc	RT	Area	IS Area	Response	Conc.	%Dev	Conc. Flag	CoD	CoD Flag	x-excluded
1	1 180106M2_10	Standard	0.250	4.00	238.573	7313.573	0.408	0.3	2.9	NO	1.000	NO	MM
2	2 180106M2_11	Standard	0.500	4.00	420.562	7103.090	0.740	0.5	-1.7	NO	1.000	NO	bb
3	3 180106M2_12	Standard	1.000	3.99	855.309	7515.030	1.423	1.0	-2.7	NO	1.000	NO	bb
4	4 180106M2_13	Standard	2.000	3.99	1762.229	7535.969	2.923	2.0	1.7	NO	1.000	NO	bb
5	5 180106M2_14	Standard	5.000	3.99	3735.397	6949.815	6.719	4.7	-5.6	NO	1.000	NO	bb
6	6 180106M2_15	Standard	10.000	4.00	8131.816	6736.526	15.089	10.7	6.8	NO	1.000	NO	bb
7	7 180106M2_16	Standard	50.000	3.99	34661.773	6453.267	67.140	48.9	-2.2	NO	1.000	NO	bb
8	8 180106M2_17	Standard	100.000	3.99	71604.047	6710.202	133.387	100.8	0.8	NO	1.000	NO	bb
9	9 180106M2_18	Standard	250.000	3.98	164595.656	6975.578	294.950	249.8	-0.1	NO	1.000	NO	bb

Compound name: L-PFHxS

Coefficient of Determination: R² = 0.996696 ✓

Calibration curve: $0.108104 * x^2 + 1.18905 * x + 0.233067$

Response type: Internal Std (Ref 36), Area * (IS Conc. / IS Area)

Curve type: 2nd Order, Origin: Exclude, Weighting: 1/x, Axis trans: None

#	Name	Type	Std. Conc	RT	Area	IS Area	Response	Conc.	%Dev	Conc. Flag	CoD	CoD Flag	x-excluded
1	1 180106M2_10	Standard	0.250	4.14	34.868	850.804	0.512	0.2	-8.0	NO	0.997	NO	MM
2	2 180106M2_11	Standard	0.500	4.14	64.724	887.307	0.912	0.5	8.8	NO	0.997	NO	MM
3	3 180106M2_12	Standard	1.000	4.14	106.713	978.216	1.364	0.9	-12.0	NO	0.997	NO	MM
4	4 180106M2_13	Standard	2.000	4.14	255.629	908.071	3.519	2.3	14.4	NO	0.997	NO	MM
5	5 180106M2_14	Standard	5.000	4.14	553.438	827.501	8.360	4.8	-4.6	NO	0.997	NO	MM
6	6 180106M2_15	Standard	10.000	4.14	1249.410	675.685	23.114	10.1	0.5	NO	0.997	NO	MM
7	7 180106M2_16	Standard	50.000	4.14	5037.638	869.341	72.435	20.9	-58.2	NO	0.997	NO	MMX ✓
8	8 180106M2_17	Standard	100.000	4.13	11587.034	902.172	160.544	33.4	-66.6	NO	0.997	NO	MMX ✓
9	9 180106M2_18	Standard	250.000	4.13	29014.707	909.352	398.838	55.5	-77.8	NO	0.997	NO	MMX ✓

Vista Analytical Laboratory

Dataset: U:\Q4.PRO\results\180106M2\170106M2-CRV.qld

Last Altered: Sunday, January 07, 2018 10:46:35 Pacific Standard Time

Printed: Sunday, January 07, 2018 11:01:02 Pacific Standard Time

Compound name: 6:2 FTS

Coefficient of Determination: $R^2 = 0.996999$ /

Calibration curve: $-0.00185663 * x^2 + 1.01448 * x + -0.0342429$

Response type: Internal Std (Ref 37), Area * (IS Conc. / IS Area)

Curve type: 2nd Order, Origin: Exclude, Weighting: 1/x, Axis trans: None

#	Name	Type	Std. Conc	RT	Area	IS Area	Response	Conc.	%Dev	Conc. Flag	CoD	CoD Flag	x=excluded
1	1 180106M2_10	Standard	0.250	4.46	37.932	2171.744	0.218	0.2	-0.4	NO	0.997	NO	MM
2	2 180106M2_11	Standard	0.500	4.45	81.866	2227.944	0.459	0.5	-2.6	NO	0.997	NO	bb
3	3 180106M2_12	Standard	1.000	4.46	185.324	2926.926	0.791	0.8	-18.5	NO	0.997	NO	bb
4	4 180106M2_13	Standard	2.000	4.45	521.301	2714.117	2.401	2.4	20.6	NO	0.997	NO	bb
5	5 180106M2_14	Standard	5.000	4.45	1306.144	2905.547	5.619	5.6	12.6	NO	0.997	NO	bb
6	6 180106M2_15	Standard	10.000	4.46	1821.205	2627.445	8.664	8.7	-12.9	NO	0.997	NO	bb
7	7 180106M2_16	Standard	50.000	4.45	10050.633	2689.497	46.712	50.8	1.6	NO	0.997	NO	bb
8	8 180106M2_17	Standard	100.000	4.44	21808.922	3300.250	82.603	99.6	-0.4	NO	0.997	NO	bb
9	9 180106M2_18	Standard	250.000	4.45	50916.113	4464.585	142.556			NO	0.997	NO	bbXI

Compound name: L-PFOA

Coefficient of Determination: $R^2 = 0.999601$ /

Calibration curve: $-0.00037823 * x^2 + 1.02178 * x + 0.0481287$

Response type: Internal Std (Ref 38), Area * (IS Conc. / IS Area)

Curve type: 2nd Order, Origin: Exclude, Weighting: 1/x, Axis trans: None

#	Name	Type	Std. Conc	RT	Area	IS Area	Response	Conc.	%Dev	Conc. Flag	CoD	CoD Flag	x=excluded
1	1 180106M2_10	Standard	0.250	4.52	198.817	9447.067	0.263	0.2	-15.9	NO	1.000	NO	bb
2	2 180106M2_11	Standard	0.500	4.51	429.993	9279.600	0.579	0.5	4.0	NO	1.000	NO	bb
3	3 180106M2_12	Standard	1.000	4.51	883.661	9369.729	1.179	1.1	10.7	NO	1.000	NO	bb
4	4 180106M2_13	Standard	2.000	4.51	1626.882	9684.695	2.100	2.0	0.5	NO	1.000	NO	bb
5	5 180106M2_14	Standard	5.000	4.51	3981.569	8904.883	5.589	5.4	8.7	NO	1.000	NO	bb
6	6 180106M2_15	Standard	10.000	4.51	8334.758	11035.331	9.441	9.2	-7.8	NO	1.000	NO	bb
7	7 180106M2_16	Standard	50.000	4.51	38751.934	9788.114	49.489	49.3	-1.4	NO	1.000	NO	bb
8	8 180106M2_17	Standard	100.000	4.50	79743.867	9992.355	99.756	101.4	1.4	NO	1.000	NO	bb
9	9 180106M2_18	Standard	250.000	4.50	174113.281	9401.686	231.492	249.6	-0.2	NO	1.000	NO	bb

Dataset: U:\Q4.PRO\results\180106M2\170106M2-CRV.qld

Last Altered: Sunday, January 07, 2018 10:46:35 Pacific Standard Time

Printed: Sunday, January 07, 2018 11:01:02 Pacific Standard Time

Compound name: PFHpS

Coefficient of Determination: $R^2 = 0.999197$

Calibration curve: $-2.47706e-005 * x^2 + 0.258541 * x + 0.0203458$

Response type: Internal Std (Ref 38), Area * (IS Conc. / IS Area)

Curve type: 2nd Order, Origin: Exclude, Weighting: 1/x, Axis trans: None

#	Name	Type	Std. Conc	RT	Area	IS Area	Response	Conc.	%Dev	Conc. Flag	CoD	CoD Flag	x=excluded
1	1 180106M2_10	Standard	0.250	4.63	67.986	9447.067	0.090	0.3	7.7	NO	0.999	NO	bb
2	2 180106M2_11	Standard	0.500	4.62	120.334	9279.600	0.162	0.5	9.7	NO	0.999	NO	bb
3	3 180106M2_12	Standard	1.000	4.62	171.160	9369.729	0.228	0.8	-19.5	NO	0.999	NO	bb
4	4 180106M2_13	Standard	2.000	4.61	429.706	9684.695	0.555	2.1	3.3	NO	0.999	NO	bb
5	5 180106M2_14	Standard	5.000	4.62	1036.767	8904.883	1.455	5.6	11.1	NO	0.999	NO	bb
6	6 180106M2_15	Standard	10.000	4.62	2003.659	11035.331	2.270	8.7	-12.9	NO	0.999	NO	bb
7	7 180106M2_16	Standard	50.000	4.61	9991.705	9788.114	12.760	49.5	-1.0	NO	0.999	NO	bb
8	8 180106M2_17	Standard	100.000	4.60	20880.566	9992.355	26.121	101.9	1.9	NO	0.999	NO	bb
9	9 180106M2_18	Standard	250.000	4.60	47343.414	9401.686	62.945	249.3	-0.3	NO	0.999	NO	bb

Compound name: PFNA

Coefficient of Determination: $R^2 = 0.999338$

Calibration curve: $-0.000979067 * x^2 + 1.34389 * x + -0.0821876$

Response type: Internal Std (Ref 39), Area * (IS Conc. / IS Area)

Curve type: 2nd Order, Origin: Exclude, Weighting: 1/x, Axis trans: None

#	Name	Type	Std. Conc	RT	Area	IS Area	Response	Conc.	%Dev	Conc. Flag	CoD	CoD Flag	x=excluded
1	1 180106M2_10	Standard	0.250	4.95	238.730	10775.351	0.277	0.3	6.9	NO	0.999	NO	bb
2	2 180106M2_11	Standard	0.500	4.94	423.927	8967.270	0.591	0.5	0.2	NO	0.999	NO	bb
3	3 180106M2_12	Standard	1.000	4.94	872.200	8002.161	1.362	1.1	7.6	NO	0.999	NO	bb
4	4 180106M2_13	Standard	2.000	4.94	2181.797	11380.562	2.396	1.8	-7.7	NO	0.999	NO	bb
5	5 180106M2_14	Standard	5.000	4.94	4512.160	8299.453	6.796	5.1	2.7	NO	0.999	NO	bb
6	6 180106M2_15	Standard	10.000	4.94	8171.664	8803.353	11.603	8.8	-12.5	NO	0.999	NO	bb
7	7 180106M2_16	Standard	50.000	4.93	45192.297	8520.848	66.297	51.3	2.6	NO	0.999	NO	bb
8	8 180106M2_17	Standard	100.000	4.93	87723.281	8785.034	124.819	100.3	0.3	NO	0.999	NO	bb
9	9 180106M2_18	Standard	250.000	4.93	183088.438	8343.017	274.314	249.6	-0.2	NO	0.999	NO	bb

Vista Analytical Laboratory

Dataset: U:\Q4.PRO\results\180106M2\170106M2-CRV.qld

Last Altered: Sunday, January 07, 2018 10:46:35 Pacific Standard Time

Printed: Sunday, January 07, 2018 11:01:02 Pacific Standard Time

Compound name: PFOSA

Correlation coefficient: $r = 0.998719$, $r^2 = 0.997440$ /

Calibration curve: $1.12275 * x + -0.0202444$

Response type: Internal Std (Ref 40), Area * (IS Conc. / IS Area)

Curve type: Linear, Origin: Exclude, Weighting: 1/x, Axis trans: None

#	Name	Type	Std. Conc	RT	Area	IS Area	Response	Conc.	%Dev	Conc. Flag	CoD	CoD Flag	x-excluded
1	1 180106M2_10	Standard	0.250	5.00	58.382	2467.685	0.296	0.3	12.6	NO	0.997	NO	MM
2	2 180106M2_11	Standard	0.500	5.00	118.216	2483.350	0.595	0.5	9.6	NO	0.997	NO	bb
3	3 180106M2_12	Standard	1.000	4.99	202.345	2663.152	0.950	0.9	-13.6	NO	0.997	NO	bb
4	4 180106M2_13	Standard	2.000	4.99	439.054	2645.955	2.074	1.9	-6.7	NO	0.997	NO	bb
5	5 180106M2_14	Standard	5.000	4.99	1102.011	2538.846	5.426	4.9	-3.0	NO	0.997	NO	bb
6	6 180106M2_15	Standard	10.000	4.99	2136.262	2586.830	10.323	9.2	-7.9	NO	0.997	NO	bb
7	7 180106M2_16	Standard	50.000	4.99	11771.105	2487.332	59.155	52.7	5.4	NO	0.997	NO	bb
8	8 180106M2_17	Standard	100.000	4.98	21566.654	2242.921	120.193	107.1	7.1	NO	0.997	NO	bb
9	9 180106M2_18	Standard	250.000	4.98	47612.559	2196.498	270.957	241.4	-3.5	NO	0.997	NO	bb

Compound name: L-PFOS

Coefficient of Determination: $R^2 = 0.999061$ /

Calibration curve: $-0.000310415 * x^2 + 1.19297 * x + -0.137291$

Response type: Internal Std (Ref 41), Area * (IS Conc. / IS Area)

Curve type: 2nd Order, Origin: Include, Weighting: 1/x, Axis trans: None

#	Name	Type	Std. Conc	RT	Area	IS Area	Response	Conc.	%Dev	Conc. Flag	CoD	CoD Flag	x-excluded
1	1 180106M2_10	Standard	0.250	5.03	42.908	2923.021	0.183	0.3	7.6	NO	0.999	NO	MM
2	2 180106M2_11	Standard	0.500	5.02	68.997	2824.626	0.305	0.4	-25.8	NO	0.999	NO	MM
3	3 180106M2_12	Standard	1.000	5.02	208.121	2625.110	0.991	0.9	-5.4	NO	0.999	NO	MM
4	4 180106M2_13	Standard	2.000	5.02	486.461	3174.009	1.916	1.7	-13.9	NO	0.999	NO	MM
5	5 180106M2_14	Standard	5.000	5.02	1062.327	2488.544	5.336	4.6	-8.1	NO	0.999	NO	MM
6	6 180106M2_15	Standard	10.000	5.02	2355.599	2619.136	11.242	9.6	-4.4	NO	0.999	NO	MM
7	7 180106M2_16	Standard	50.000	5.01	10799.589	2178.291	61.973	52.8	5.6	NO	0.999	NO	MM
8	8 180106M2_17	Standard	100.000	5.01	19847.629	2171.833	114.233	98.4	-1.6	NO	0.999	NO	MM
9	9 180106M2_18	Standard	250.000	5.01	51562.004	2311.616	278.820	250.1	0.0	NO	0.999	NO	MM

Dataset: U:\Q4.PRO\results\180106M2\170106M2-CRV.qld

Last Altered: Sunday, January 07, 2018 10:46:35 Pacific Standard Time
 Printed: Sunday, January 07, 2018 11:01:02 Pacific Standard Time

Compound name: PFDA

Coefficient of Determination: $R^2 = 0.998498$ ✓
 Calibration curve: $-0.000844695 * x^2 + 1.29746 * x + 0.0206785$
 Response type: Internal Std (Ref 42), Area * (IS Conc. / IS Area)
 Curve type: 2nd Order, Origin: Exclude, Weighting: 1/x, Axis trans: None

#	Name	Type	Std. Conc	RT	Area	IS Area	Response	Conc.	%Dev	Conc. Flag	CoD	CoD Flag	x=excluded
1	1 180106M2_10	Standard	0.250	5.32	275.566	7838.652	0.439	0.3	29.1	NO	0.998	NO	MM
2	2 180106M2_11	Standard	0.500	5.31	421.467	7963.257	0.662	0.5	-1.2	NO	0.998	NO	bb
3	3 180106M2_12	Standard	1.000	5.31	834.663	7711.158	1.353	1.0	2.8	NO	0.998	NO	bb
4	4 180106M2_13	Standard	2.000	5.31	1696.837	9294.650	2.282	1.7	-12.8	NO	0.998	NO	bb
5	5 180106M2_14	Standard	5.000	5.31	3695.908	8945.090	5.165	4.0	-20.5	NO	0.998	NO	bb
6	6 180106M2_15	Standard	10.000	5.31	9137.645	9017.550	12.666	9.8	-1.9	NO	0.998	NO	bb
7	7 180106M2_16	Standard	50.000	5.31	46219.941	8663.521	66.688	53.2	6.5	NO	0.998	NO	bb
8	8 180106M2_17	Standard	100.000	5.30	81956.414	8608.552	119.004	98.0	-2.0	NO	0.998	NO	bb
9	9 180106M2_18	Standard	250.000	5.30	158359.828	7283.582	271.775	250.2	0.1	NO	0.998	NO	bb

Compound name: 8:2 FTS

Coefficient of Determination: $R^2 = 0.994490$ ✓
 Calibration curve: $-4.19517e-005 * x^2 + 0.327982 * x + -0.0346652$
 Response type: Internal Std (Ref 42), Area * (IS Conc. / IS Area)
 Curve type: 2nd Order, Origin: Include, Weighting: 1/x, Axis trans: None

#	Name	Type	Std. Conc	RT	Area	IS Area	Response	Conc.	%Dev	Conc. Flag	CoD	CoD Flag	x=excluded
1	1 180106M2_10	Standard	0.250	5.29	40.329	7838.652	0.064	0.3	20.7	NO	0.994	NO	MMX
2	2 180106M2_11	Standard	0.500	5.28	62.621	7963.257	0.098	0.4	-18.9	NO	0.994	NO	bb
3	3 180106M2_12	Standard	1.000	5.28	214.710	7711.158	0.348	1.2	16.7	NO	0.994	NO	bb
4	4 180106M2_13	Standard	2.000	5.28	492.576	9294.650	0.662	2.1	6.3	NO	0.994	NO	bb
5	5 180106M2_14	Standard	5.000	5.28	1070.337	8945.090	1.496	4.7	-6.6	NO	0.994	NO	bb
6	6 180106M2_15	Standard	10.000	5.28	1948.824	9017.550	2.701	8.4	-16.5	NO	0.994	NO	bb
7	7 180106M2_16	Standard	50.000	5.28	9969.353	8663.521	14.384	44.2	-11.6	NO	0.994	NO	bb
8	8 180106M2_17	Standard	100.000	5.27	24639.363	8608.552	35.777	110.8	10.8	NO	0.994	NO	bb
9	9 180106M2_18	Standard	250.000	5.27	45661.566	7283.582	78.364	246.8	-1.3	NO	0.994	NO	bb

Dataset: U:\Q4.PRO\results\180106M2\170106M2-CRV.qld

Last Altered: Sunday, January 07, 2018 10:46:35 Pacific Standard Time
 Printed: Sunday, January 07, 2018 11:01:02 Pacific Standard Time

Compound name: N-MeFOSAA

Coefficient of Determination: $R^2 = 0.999358$ ✓
 Calibration curve: $-0.00136533 * x^2 + 1.6231 * x + -0.0288951$
 Response type: Internal Std (Ref 44), Area * (IS Conc. / IS Area)
 Curve type: 2nd Order, Origin: Include, Weighting: 1/x, Axis trans: None

#	Name	Type	Std. Conc	RT	Area	IS Area	Response	Conc.	%Dev	Conc. Flag	CoD	CoD Flag	x=excluded
1	1 180106M2_10	Standard	0.250	5.46	113.322	3697.518	0.383	0.3	1.6	NO	0.999	NO	bb
2	2 180106M2_11	Standard	0.500	5.46	213.142	4009.869	0.664	0.4	-14.5	NO	0.999	NO	bb
3	3 180106M2_12	Standard	1.000	5.46	448.391	3925.095	1.428	0.9	-10.2	NO	0.999	NO	bb
4	4 180106M2_13	Standard	2.000	5.45	1046.712	3806.715	3.437	2.1	7.0	NO	0.999	NO	bb
5	5 180106M2_14	Standard	5.000	5.46	2185.351	3420.610	7.986	5.0	-0.8	NO	0.999	NO	bb
6	6 180106M2_15	Standard	10.000	5.46	4802.928	3336.001	17.997	11.2	12.1	NO	0.999	NO	bb
7	7 180106M2_16	Standard	50.000	5.45	24345.412	3966.678	76.719	49.3	-1.3	NO	0.999	NO	bb
8	8 180106M2_17	Standard	100.000	5.44	46464.289	3949.448	147.059	98.8	-1.2	NO	0.999	NO	bb
9	9 180106M2_18	Standard	250.000	5.44	104276.820	4058.568	321.163	250.8	0.3	NO	0.999	NO	bb

Compound name: N-EtFOSAA

Coefficient of Determination: $R^2 = 0.998830$ ✓
 Calibration curve: $-2.37168e-005 * x^2 + 1.05738 * x + 0.0150726$
 Response type: Internal Std (Ref 45), Area * (IS Conc. / IS Area)
 Curve type: 2nd Order, Origin: Include, Weighting: 1/x, Axis trans: None

#	Name	Type	Std. Conc	RT	Area	IS Area	Response	Conc.	%Dev	Conc. Flag	CoD	CoD Flag	x=excluded
1	1 180106M2_10	Standard	0.250	5.62	36.492	4273.910	0.107	0.1	-65.3	NO	0.999	NO	MMX ✓
2	2 180106M2_11	Standard	0.500	5.61	249.509	4976.253	0.627	0.6	15.7	NO	0.999	NO	bb
3	3 180106M2_12	Standard	1.000	5.61	365.318	4631.198	0.986	0.9	-8.2	NO	0.999	NO	bb
4	4 180106M2_13	Standard	2.000	5.61	773.374	4475.379	2.160	2.0	1.4	NO	0.999	NO	bb
5	5 180106M2_14	Standard	5.000	5.61	2031.384	4601.210	5.519	5.2	4.1	NO	0.999	NO	bb
6	6 180106M2_15	Standard	10.000	5.61	3807.260	4938.248	9.637	9.1	-9.0	NO	0.999	NO	bb
7	7 180106M2_16	Standard	50.000	5.61	17678.264	4420.214	49.993	47.3	-5.4	NO	0.999	NO	bb
8	8 180106M2_17	Standard	100.000	5.60	37376.531	4231.508	110.411	104.7	4.7	NO	0.999	NO	bb
9	9 180106M2_18	Standard	250.000	5.60	86453.430	4132.264	261.520	248.7	-0.5	NO	0.999	NO	bb

Dataset: U:\Q4.PRO\results\180106M2\170106M2-CRV.qld

Last Altered: Sunday, January 07, 2018 10:46:35 Pacific Standard Time
 Printed: Sunday, January 07, 2018 11:01:02 Pacific Standard Time

Compound name: PFUdA

Coefficient of Determination: $R^2 = 0.999779$ ✓
 Calibration curve: $-0.00018381 * x^2 + 1.12525 * x + 0.122533$
 Response type: Internal Std (Ref 46), Area * (IS Conc. / IS Area)
 Curve type: 2nd Order, Origin: Exclude, Weighting: 1/x, Axis trans: None

#	Name	Type	Std. Conc	RT	Area	IS Area	Response	Conc.	%Dev	Conc. Flag	CoD	CoD Flag	x=excluded
1	180106M2_10	Standard	0.250	5.63	259.356	8842.526	0.367	0.2	-13.2	NO	1.000	NO	bb
2	180106M2_11	Standard	0.500	5.63	502.456	8171.252	0.769	0.6	14.8	NO	1.000	NO	bb
3	180106M2_12	Standard	1.000	5.63	1061.490	10396.866	1.276	1.0	2.5	NO	1.000	NO	bb
4	180106M2_13	Standard	2.000	5.63	1679.645	9478.897	2.215	1.9	-7.0	NO	1.000	NO	bb
5	180106M2_14	Standard	5.000	5.63	5177.578	10851.415	5.964	5.2	3.9	NO	1.000	NO	bb
6	180106M2_15	Standard	10.000	5.63	10506.478	11681.926	11.242	9.9	-1.0	NO	1.000	NO	bb
7	180106M2_16	Standard	50.000	5.62	47342.789	10591.604	55.873	50.0	-0.1	NO	1.000	NO	bb
8	180106M2_17	Standard	100.000	5.62	80061.016	9029.024	110.838	100.0	0.0	NO	1.000	NO	bb
9	180106M2_18	Standard	250.000	5.61	194038.219	10120.526	239.659	220.8	-11.7	NO	1.000	NO	bbX

Compound name: PFDS

Coefficient of Determination: $R^2 = 0.994924$ ✓
 Calibration curve: $-0.00018476 * x^2 + 0.31369 * x + -0.0153344$
 Response type: Internal Std (Ref 46), Area * (IS Conc. / IS Area)
 Curve type: 2nd Order, Origin: Exclude, Weighting: 1/x, Axis trans: None

#	Name	Type	Std. Conc	RT	Area	IS Area	Response	Conc.	%Dev	Conc. Flag	CoD	CoD Flag	x=excluded
1	180106M2_10	Standard	0.250	5.67	90.759	8842.526	0.128	0.5	83.2 ✓	NO	0.995	NO	bbX ✓
2	180106M2_11	Standard	0.500	5.67	111.685	8171.252	0.171	0.6	18.7	NO	0.995	NO	bb
3	180106M2_12	Standard	1.000	5.67	323.611	10396.866	0.389	1.3	29.0	NO	0.995	NO	MM
4	180106M2_13	Standard	2.000	5.67	399.286	9478.897	0.527	1.7	-13.5	NO	0.995	NO	bb
5	180106M2_14	Standard	5.000	5.67	1225.714	10851.415	1.412	4.6	-8.8	NO	0.995	NO	bb
6	180106M2_15	Standard	10.000	5.67	2069.760	11681.926	2.215	7.1	-28.6	NO	0.995	NO	bb
7	180106M2_16	Standard	50.000	5.67	12397.417	10591.604	14.631	48.1	-3.9	NO	0.995	NO	bb
8	180106M2_17	Standard	100.000	5.66	23012.453	9029.024	31.859	108.6	8.6	NO	0.995	NO	bb
9	180106M2_18	Standard	250.000	5.66	53494.832	10120.526	66.072	246.5	-1.4	NO	0.995	NO	bb

Dataset: U:\Q4.PRO\results\180106M2\170106M2-CRV.qld

Last Altered: Sunday, January 07, 2018 10:46:35 Pacific Standard Time
 Printed: Sunday, January 07, 2018 11:01:02 Pacific Standard Time

Compound name: PFDaA

Coefficient of Determination: $R^2 = 0.999363$ /
 Calibration curve: $-0.00312549 * x^2 + 2.08335 * x + 0.438154$
 Response type: Internal Std (Ref 47), Area * (IS Conc. / IS Area)
 Curve type: 2nd Order, Origin: Exclude, Weighting: 1/x, Axis trans: None

#	Name	Type	Std. Conc	RT	Area	IS Area	Response	Conc.	%Dev	Conc. Flag	CoD	CoD Flag	x=excluded
1	1 180106M2_10	Standard	0.250	5.91	448.825	5715.617	0.982	0.3	4.4	NO	0.999	NO	db
2	2 180106M2_11	Standard	0.500	5.91	607.809	6370.328	1.193	0.4	-27.5	NO	0.999	NO	MM
3	3 180106M2_12	Standard	1.000	5.90	1343.516	5791.469	2.900	1.2	18.4	NO	0.999	NO	db
4	4 180106M2_13	Standard	2.000	5.91	2339.446	6165.099	4.743	2.1	3.6	NO	0.999	NO	db
5	5 180106M2_14	Standard	5.000	5.90	6038.974	6879.652	10.973	5.1	1.9	NO	0.999	NO	bb
6	6 180106M2_15	Standard	10.000	5.91	11762.212	7018.522	20.949	10.0	-0.1	NO	0.999	NO	bb
7	7 180106M2_16	Standard	50.000	5.90	55558.391	7240.793	95.912	49.5	-1.0	NO	0.999	NO	bb
8	8 180106M2_17	Standard	100.000	5.90	83178.828	5843.063	177.944	100.3	0.3	NO	0.999	NO	bb
9	9 180106M2_18	Standard	250.000	5.89	274259.250	6301.754	544.014			NO	0.999	NO	bbXI

Compound name: N-MeFOSA

Correlation coefficient: $r = 0.996524$, $r^2 = 0.993061$ /
 Calibration curve: $0.893361 * x + 0.557202$
 Response type: Internal Std (Ref 48), Area * (IS Conc. / IS Area)
 Curve type: Linear, Origin: Include, Weighting: 1/x, Axis trans: None

#	Name	Type	Std. Conc	RT	Area	IS Area	Response	Conc.	%Dev	Conc. Flag	CoD	CoD Flag	x=excluded
1	1 180106M2_10	Standard	1.250	5.84	146.501	14834.509	1.481	1.0	-17.2	NO	0.993	NO	bb
2	2 180106M2_11	Standard	2.500	5.84	268.387	14974.644	2.688	2.4	-4.6	NO	0.993	NO	bb
3	3 180106M2_12	Standard	5.000	5.84	563.877	15596.477	5.423	5.4	8.9	NO	0.993	NO	bb
4	4 180106M2_13	Standard	10.000	5.84	1079.664	15067.586	10.748	11.4	14.1	NO	0.993	NO	bb
5	5 180106M2_14	Standard	25.000	5.84	2519.330	14338.282	26.356	28.9	15.5	NO	0.993	NO	bb
6	6 180106M2_15	Standard	50.000	5.84	5400.921	14985.607	54.061	59.9	19.8	NO	0.993	NO	bb
7	7 180106M2_16	Standard	250.000	5.84	24131.229	14119.363	256.363	286.3	14.5	NO	0.993	NO	bb
8	8 180106M2_17	Standard	500.000	5.84	46315.699	14793.763	469.614	525.0	5.0	NO	0.993	NO	bb
9	9 180106M2_18	Standard	1250.000	5.84	106624.188	15250.110	1048.755	1173.3	-6.1	NO	0.993	NO	bb

Dataset: U:\Q4.PRO\results\180106M2\170106M2-CRV.qld

Last Altered: Sunday, January 07, 2018 10:46:35 Pacific Standard Time

Printed: Sunday, January 07, 2018 11:01:02 Pacific Standard Time

Compound name: PFTrDA

Correlation coefficient: $r = 0.998941$, $r^2 = 0.997883$

Calibration curve: $2.27696 * x + 0.247179$

Response type: Internal Std (Ref 47), Area * (IS Conc. / IS Area)

Curve type: Linear, Origin: Exclude, Weighting: 1/x, Axis trans: None

#	Name	Type	Std. Conc	RT	Area	IS Area	Response	Conc.	%Dev	Conc. Flag	CoD	CoD Flag	x=excluded
1	1 180106M2_10	Standard	0.250	6.15	355.310	5715.617	0.777	0.2	-6.9	NO	0.998	NO	bb
2	2 180106M2_11	Standard	0.500	6.15	694.071	6370.328	1.362	0.5	-2.1	NO	0.998	NO	bb
3	3 180106M2_12	Standard	1.000	6.15	1231.415	5791.469	2.658	1.1	5.9	NO	0.998	NO	bb
4	4 180106M2_13	Standard	2.000	6.14	2280.437	6165.099	4.624	1.9	-3.9	NO	0.998	NO	bb
5	5 180106M2_14	Standard	5.000	6.15	6308.450	6879.652	11.462	4.9	-1.5	NO	0.998	NO	bb
6	6 180106M2_15	Standard	10.000	6.15	14245.388	7018.522	25.371	11.0	10.3	NO	0.998	NO	bb
7	7 180106M2_16	Standard	50.000	6.14	64887.492	7240.793	112.017	49.1	-1.8	NO	0.998	NO	bb
8	8 180106M2_17	Standard	100.000	6.13	135136.734	5843.063	289.097	126.9	26.9	NO	0.998	NO	bbX
9	9 180106M2_18	Standard	250.000	6.14	217275.188	6301.754	430.982	189.2	-24.3	NO	0.998	NO	bbX

Compound name: PFTeDA

Coefficient of Determination: $R^2 = 0.998773$

Calibration curve: $-0.00340524 * x^2 + 2.661 * x + -0.187863$

Response type: Internal Std (Ref 49), Area * (IS Conc. / IS Area)

Curve type: 2nd Order, Origin: Exclude, Weighting: 1/x, Axis trans: None

#	Name	Type	Std. Conc	RT	Area	IS Area	Response	Conc.	%Dev	Conc. Flag	CoD	CoD Flag	x=excluded
1	1 180106M2_10	Standard	0.250	6.35	103.667	2864.272	0.452	0.2	-3.7	NO	0.999	NO	bb
2	2 180106M2_11	Standard	0.500	6.34	258.138	2742.607	1.177	0.5	2.6	NO	0.999	NO	bb
3	3 180106M2_12	Standard	1.000	6.34	551.762	2599.148	2.654	1.1	6.9	NO	0.999	NO	bb
4	4 180106M2_13	Standard	2.000	6.34	1192.903	3003.884	4.964	1.9	-3.0	NO	0.999	NO	bb
5	5 180106M2_14	Standard	5.000	6.34	2934.310	2909.699	12.606	4.8	-3.2	NO	0.999	NO	bb
6	6 180106M2_15	Standard	10.000	6.34	7730.638	3604.102	26.812	10.3	2.8	NO	0.999	NO	bb
7	7 180106M2_16	Standard	50.000	6.34	32172.379	3438.853	116.944	46.8	-6.4	NO	0.999	NO	bb
8	8 180106M2_17	Standard	100.000	6.33	55543.445	2878.539	241.196	104.8	4.8	NO	0.999	NO	bb
9	9 180106M2_18	Standard	250.000	6.33	125304.586	3480.999	449.959	247.6	-0.9	NO	0.999	NO	bb

Dataset: U:\Q4.PRO\results\180106M2\170106M2-CRV.qld

Last Altered: Sunday, January 07, 2018 10:46:35 Pacific Standard Time
 Printed: Sunday, January 07, 2018 11:01:02 Pacific Standard Time

Compound name: N-EtFOSA

Coefficient of Determination: $R^2 = 0.999915$
 Calibration curve: $-0.00012889 * x^2 + 0.950556 * x + -0.220942$
 Response type: Internal Std (Ref 50), Area * (IS Conc. / IS Area)
 Curve type: 2nd Order, Origin: Exclude, Weighting: 1/x, Axis trans: None

#	Name	Type	Std. Conc	RT	Area	IS Area	Response	Conc.	%Dev	Conc. Flag	CoD	CoD Flag	x=excluded
1	1 180106M2_10	Standard	1.250	6.19	153.428	21277.225	1.082	1.4	9.6	NO	1.000	NO	bb
2	2 180106M2_11	Standard	2.500	6.19	280.465	21319.213	1.973	2.3	-7.6	NO	1.000	NO	bb
3	3 180106M2_12	Standard	5.000	6.19	663.079	21929.840	4.535	5.0	0.1	NO	1.000	NO	bb
4	4 180106M2_13	Standard	10.000	6.19	1386.937	21647.400	9.610	10.4	3.6	NO	1.000	NO	bb
5	5 180106M2_14	Standard	25.000	6.19	3264.646	21803.615	22.459	23.9	-4.2	NO	1.000	NO	bb
6	6 180106M2_15	Standard	50.000	6.20	6534.676	21381.449	45.844	48.8	-2.4	NO	1.000	NO	bb
7	7 180106M2_16	Standard	250.000	6.20	30612.256	19832.707	231.529	252.4	1.0	NO	1.000	NO	bb
8	8 180106M2_17	Standard	500.000	6.19	59552.422	20166.777	442.949	500.1	0.0	NO	1.000	NO	bb
9	9 180106M2_18	Standard	1250.000	6.19	132598.422	20168.766	986.167	1249.3	-0.1	NO	1.000	NO	bb

Compound name: PFHxDA

Coefficient of Determination: $R^2 = 0.997719$
 Calibration curve: $-0.00167037 * x^2 + 0.863631 * x + 0.118444$
 Response type: Internal Std (Ref 51), Area * (IS Conc. / IS Area)
 Curve type: 2nd Order, Origin: Exclude, Weighting: 1/x, Axis trans: None

#	Name	Type	Std. Conc	RT	Area	IS Area	Response	Conc.	%Dev	Conc. Flag	CoD	CoD Flag	x=excluded
1	1 180106M2_10	Standard	0.250	6.64	135.788	1798.987	0.377	0.3	20.0	NO	0.998	NO	bb
2	2 180106M2_11	Standard	0.500	6.64	179.427	2130.028	0.421	0.4	-29.8	NO	0.998	NO	bb
3	3 180106M2_12	Standard	1.000	6.64	380.781	2056.094	0.926	0.9	-6.3	NO	0.998	NO	bb
4	4 180106M2_13	Standard	2.000	6.63	814.226	1917.635	2.123	2.3	16.6	NO	0.998	NO	bb
5	5 180106M2_14	Standard	5.000	6.64	1780.966	1864.634	4.776	5.5	9.0	NO	0.998	NO	bb
6	6 180106M2_15	Standard	10.000	6.64	3539.576	2297.743	7.702	8.9	-10.6	NO	0.998	NO	bb
7	7 180106M2_16	Standard	50.000	6.63	16694.352	2101.745	39.715	50.9	1.7	NO	0.998	NO	bb
8	8 180106M2_17	Standard	100.000	6.63	30893.414	2221.042	69.547	99.6	-0.4	NO	0.998	NO	bb
9	9 180106M2_18	Standard	250.000	6.63	74211.930	2588.483	143.350			NO	0.998	NO	bbXI

Dataset: U:\Q4.PRO\results\180106M2\170106M2-CRV.qld

Last Altered: Sunday, January 07, 2018 10:46:35 Pacific Standard Time
 Printed: Sunday, January 07, 2018 11:01:02 Pacific Standard Time

Compound name: PFODA

Coefficient of Determination: $R^2 = 0.999447$ ✓
 Calibration curve: $-0.000999776 * x^2 + 0.823227 * x + -0.0535498$
 Response type: Internal Std (Ref 51), Area * (IS Conc. / IS Area)
 Curve type: 2nd Order, Origin: Include, Weighting: 1/x, Axis trans: None

#	Name	Type	Std. Conc	RT	Area	IS Area	Response	Conc.	%Dev	Conc. Flag	CoD	CoD Flag	x=excluded
1	1 180106M2_10	Standard	0.250	6.86	98.267	1798.987	0.273	0.4	58.8	NO	0.999	NO	bbX ✓
2	2 180106M2_11	Standard	0.500	6.85	130.807	2130.028	0.307	0.4	-12.3	NO	0.999	NO	bb
3	3 180106M2_12	Standard	1.000	6.85	309.800	2056.094	0.753	1.0	-1.9	NO	0.999	NO	bb
4	4 180106M2_13	Standard	2.000	6.85	658.700	1917.635	1.717	2.2	7.8	NO	0.999	NO	bb
5	5 180106M2_14	Standard	5.000	6.85	1523.167	1864.634	4.084	5.1	1.2	NO	0.999	NO	bb
6	6 180106M2_15	Standard	10.000	6.85	3400.005	2297.743	7.399	9.2	-8.5	NO	0.999	NO	bb
7	7 180106M2_16	Standard	50.000	6.85	16037.777	2101.745	38.153	49.4	-1.3	NO	0.999	NO	bd
8	8 180106M2_17	Standard	100.000	6.84	32776.785	2221.042	73.787	102.4	2.4	NO	0.999	NO	bb
9	9 180106M2_18	Standard	250.000	6.84	73915.281	2588.483	142.777	248.5	-0.6	NO	0.999	NO	bb

Compound name: N-MeFOSE

Correlation coefficient: $r = 0.998969$, $r^2 = 0.997939$
 Calibration curve: $1.02317 * x + -0.0510644$
 Response type: Internal Std (Ref 52), Area * (IS Conc. / IS Area)
 Curve type: Linear, Origin: Exclude, Weighting: 1/x, Axis trans: None

#	Name	Type	Std. Conc	RT	Area	IS Area	Response	Conc.	%Dev	Conc. Flag	CoD	CoD Flag	x=excluded
1	1 180106M2_10	Standard	1.250	6.30	156.618	18247.324	1.287	1.3	4.7	NO	0.998	NO	bb
2	2 180106M2_11	Standard	2.500	6.30	325.409	19644.191	2.485	2.5	-0.9	NO	0.998	NO	bb
3	3 180106M2_12	Standard	5.000	6.30	674.231	19572.488	5.167	5.1	2.0	NO	0.998	NO	bb
4	4 180106M2_13	Standard	10.000	6.30	1202.262	17062.680	10.569	10.4	3.8	NO	0.998	NO	bb
5	5 180106M2_14	Standard	25.000	6.30	2811.435	18745.375	22.497	22.0	-11.8	NO	0.998	NO	bb
6	6 180106M2_15	Standard	50.000	6.30	6455.769	20246.230	47.829	46.8	-6.4	NO	0.998	NO	bb
7	7 180106M2_16	Standard	250.000	6.30	30433.605	16836.035	271.147	265.1	6.0	NO	0.998	NO	bd
8	8 180106M2_17	Standard	500.000	6.30	68430.547	18992.168	540.464	528.3	5.7	NO	0.998	NO	bb
9	9 180106M2_18	Standard	1250.000	6.30	153758.047	18594.482	1240.352	1212.3	-3.0	NO	0.998	NO	bb

Dataset: U:\Q4.PRO\results\180106M2\170106M2-CRV.qld

Last Altered: Sunday, January 07, 2018 10:46:35 Pacific Standard Time
 Printed: Sunday, January 07, 2018 11:01:02 Pacific Standard Time

Compound name: N-EtFOSE

Correlation coefficient: $r = 0.999110$, $r^2 = 0.998221$ ✓

Calibration curve: $1.08685 * x + 0.377635$

Response type: Internal Std (Ref 53), Area * (IS Conc. / IS Area)

Curve type: Linear, Origin: Exclude, Weighting: 1/x, Axis trans: None

#	Name	Type	Std. Conc	RT	Area	IS Area	Response	Conc.	%Dev	Conc. Flag	CoD	CoD Flag	x=excluded
1	1 180106M2_10	Standard	1.250	6.45	215.382	18884.912	1.711	1.2	-1.9	NO	0.998	NO	bb
2	2 180106M2_11	Standard	2.500	6.45	356.681	18723.551	2.857	2.3	-8.7	NO	0.998	NO	bb
3	3 180106M2_12	Standard	5.000	6.45	647.069	16855.766	5.758	5.0	-1.0	NO	0.998	NO	bb
4	4 180106M2_13	Standard	10.000	6.45	1283.742	18626.045	10.338	9.2	-8.4	NO	0.998	NO	bb
5	5 180106M2_14	Standard	25.000	6.45	3615.897	18544.689	29.247	26.6	6.3	NO	0.998	NO	bb
6	6 180106M2_15	Standard	50.000	6.46	7247.735	18773.852	57.908	52.9	5.9	NO	0.998	NO	bb
7	7 180106M2_16	Standard	250.000	6.45	36744.887	18367.033	300.088	275.8	10.3	NO	0.998	NO	bb
8	8 180106M2_17	Standard	500.000	6.45	68044.852	18815.941	542.451	498.8	-0.2	NO	0.998	NO	bb
9	9 180106M2_18	Standard	1250.000	6.45	169359.750	19120.533	1328.622	1222.1	-2.2	NO	0.998	NO	bb

Compound name: 13C3-PFBA

Response Factor: 0.887075

RRF SD: 0.0217429, Relative SD: 2.45108

Response type: Internal Std (Ref 54), Area * (IS Conc. / IS Area)

Curve type: RF

#	Name	Type	Std. Conc	RT	Area	IS Area	Response	Conc.	%Dev	Conc. Flag	CoD	CoD Flag	x=excluded
1	1 180106M2_10	Standard	12.500	1.63	7414.236	8456.718	10.959	12.4	-1.2	NO		NO	bb
2	2 180106M2_11	Standard	12.500	1.63	7897.503	8819.053	11.194	12.6	1.0	NO		NO	bb
3	3 180106M2_12	Standard	12.500	1.62	7878.006	8764.699	11.235	12.7	1.3	NO		NO	bb
4	4 180106M2_13	Standard	12.500	1.62	7833.831	8966.419	10.921	12.3	-1.5	NO		NO	bb
5	5 180106M2_14	Standard	12.500	1.62	7899.072	8603.455	11.477	12.9	3.5	NO		NO	bb
6	6 180106M2_15	Standard	12.500	1.62	7544.999	8493.266	11.104	12.5	0.1	NO		NO	bb
7	7 180106M2_16	Standard	12.500	1.62	7260.139	8427.724	10.768	12.1	-2.9	NO		NO	bb
8	8 180106M2_17	Standard	12.500	1.61	7585.547	8854.473	10.709	12.1	-3.4	NO		NO	bb
9	9 180106M2_18	Standard	12.500	1.61	7667.875	8386.625	11.429	12.9	3.1	NO		NO	bb

Dataset: U:\Q4.PRO\results\180106M2\170106M2-CRV.qld

Last Altered: Sunday, January 07, 2018 10:46:35 Pacific Standard Time

Printed: Sunday, January 07, 2018 11:01:02 Pacific Standard Time

Compound name: 13C3-PFPeA

Response Factor: 0.876962

RRF SD: 0.0492542, Relative SD: 5.61646

Response type: Internal Std (Ref 55), Area * (IS Conc. / IS Area)

Curve type: RF

#	Name	Type	Std. Conc	RT	Area	IS Area	Response	Conc.	%Dev	Conc. Flag	CoD	CoD Flag	x=excluded
1	180106M2_10	Standard	12.500	2.62	8901.750	10392.332	10.707	12.2	-2.3	NO		NO	bb
2	180106M2_11	Standard	12.500	2.62	8947.013	9075.082	12.324	14.1	12.4	NO		NO	bb
3	180106M2_12	Standard	12.500	2.61	8720.759	9405.038	11.591	13.2	5.7	NO		NO	bb
4	180106M2_13	Standard	12.500	2.61	8644.833	10341.286	10.449	11.9	-4.7	NO		NO	bb
5	180106M2_14	Standard	12.500	2.61	8707.389	10436.970	10.429	11.9	-4.9	NO		NO	bb
6	180106M2_15	Standard	12.500	2.61	8858.705	10159.177	10.900	12.4	-0.6	NO		NO	bb
7	180106M2_16	Standard	12.500	2.61	8544.680	9963.233	10.720	12.2	-2.2	NO		NO	bb
8	180106M2_17	Standard	12.500	2.60	8820.155	10364.285	10.638	12.1	-3.0	NO		NO	bb
9	180106M2_18	Standard	12.500	2.60	8550.271	9804.245	10.901	12.4	-0.6	NO		NO	bb

Compound name: 13C3-PFBS

Response Factor: 0.12078

RRF SD: 0.00944233, Relative SD: 7.81782

Response type: Internal Std (Ref 55), Area * (IS Conc. / IS Area)

Curve type: RF

#	Name	Type	Std. Conc	RT	Area	IS Area	Response	Conc.	%Dev	Conc. Flag	CoD	CoD Flag	x=excluded
1	180106M2_10	Standard	12.500	2.88	1243.060	10392.332	1.495	12.4	-1.0	NO		NO	bb
2	180106M2_11	Standard	12.500	2.88	1211.069	9075.082	1.668	13.8	10.5	NO		NO	bb
3	180106M2_12	Standard	12.500	2.87	1275.402	9405.038	1.695	14.0	12.3	NO		NO	bb
4	180106M2_13	Standard	12.500	2.87	1306.392	10341.286	1.579	13.1	4.6	NO		NO	bb
5	180106M2_14	Standard	12.500	2.87	1195.405	10436.970	1.432	11.9	-5.2	NO		NO	bb
6	180106M2_15	Standard	12.500	2.87	1152.122	10159.177	1.418	11.7	-6.1	NO		NO	bb
7	180106M2_16	Standard	12.500	2.87	1147.510	9963.233	1.440	11.9	-4.6	NO		NO	bb
8	180106M2_17	Standard	12.500	2.86	1114.461	10364.285	1.344	11.1	-11.0	NO		NO	bb
9	180106M2_18	Standard	12.500	2.86	1189.946	9804.245	1.517	12.6	0.5	NO		NO	bb

Dataset: U:\Q4.PRO\results\180106M2\170106M2-CRV.qld

Last Altered: Sunday, January 07, 2018 10:46:35 Pacific Standard Time
 Printed: Sunday, January 07, 2018 11:01:02 Pacific Standard Time

Compound name: 13C2-PFHxA

Response Factor: 0.673482

RRF SD: 0.0312451, Relative SD: 4.63933

Response type: Internal Std (Ref 55), Area * (IS Conc. / IS Area)

Curve type: RF

#	Name	Type	Std. Conc	RT	Area	IS Area	Response	Conc.	%Dev	Conc. Flag	CoD	CoD Flag	x=excluded
1	1 180106M2_10	Standard	5.000	3.38	2667.671	10392.332	3.209	4.8	-4.7	NO		NO	bb
2	2 180106M2_11	Standard	5.000	3.37	2540.204	9075.082	3.499	5.2	3.9	NO		NO	bb
3	3 180106M2_12	Standard	5.000	3.37	2534.588	9405.038	3.369	5.0	0.0	NO		NO	bb
4	4 180106M2_13	Standard	5.000	3.37	2582.466	10341.286	3.122	4.6	-7.3	NO		NO	bb
5	5 180106M2_14	Standard	5.000	3.37	2657.871	10436.970	3.183	4.7	-5.5	NO		NO	bb
6	6 180106M2_15	Standard	5.000	3.37	2813.454	10159.177	3.462	5.1	2.8	NO		NO	bb
7	7 180106M2_16	Standard	5.000	3.37	2730.962	9963.233	3.426	5.1	1.7	NO		NO	bb
8	8 180106M2_17	Standard	5.000	3.36	2909.344	10364.285	3.509	5.2	4.2	NO		NO	bb
9	9 180106M2_18	Standard	5.000	3.36	2767.769	9804.245	3.529	5.2	4.8	NO		NO	bb

Compound name: 13C4-PFHpA

Response Factor: 0.705537

RRF SD: 0.0563113, Relative SD: 7.98134

Response type: Internal Std (Ref 55), Area * (IS Conc. / IS Area)

Curve type: RF

#	Name	Type	Std. Conc	RT	Area	IS Area	Response	Conc.	%Dev	Conc. Flag	CoD	CoD Flag	x=excluded
1	1 180106M2_10	Standard	12.500	4.01	7313.573	10392.332	8.797	12.5	-0.3	NO		NO	bb
2	2 180106M2_11	Standard	12.500	4.00	7103.090	9075.082	9.784	13.9	10.9	NO		NO	bb
3	3 180106M2_12	Standard	12.500	4.00	7515.030	9405.038	9.988	14.2	13.3	NO		NO	bb
4	4 180106M2_13	Standard	12.500	3.99	7535.969	10341.286	9.109	12.9	3.3	NO		NO	bb
5	5 180106M2_14	Standard	12.500	4.00	6949.815	10436.970	8.324	11.8	-5.6	NO		NO	bb
6	6 180106M2_15	Standard	12.500	4.00	6736.526	10159.177	8.289	11.7	-6.0	NO		NO	bb
7	7 180106M2_16	Standard	12.500	3.99	6453.267	9963.233	8.096	11.5	-8.2	NO		NO	bb
8	8 180106M2_17	Standard	12.500	3.99	6710.202	10364.285	8.093	11.5	-8.2	NO		NO	bb
9	9 180106M2_18	Standard	12.500	3.98	6975.578	9804.245	8.894	12.6	0.8	NO		NO	bb

Dataset: U:\Q4.PRO\results\180106M2\170106M2-CRV.qld

Last Altered: Sunday, January 07, 2018 10:46:35 Pacific Standard Time
 Printed: Sunday, January 07, 2018 11:01:02 Pacific Standard Time

Compound name: 18O2-PFHxS

Response Factor: 0.359301
 RRF SD: 0.0329255, Relative SD: 9.16376
 Response type: Internal Std (Ref 56), Area * (IS Conc. / IS Area)
 Curve type: RF

#	Name	Type	Std. Conc	RT	Area	IS Area	Response	Conc.	%Dev	Conc. Flag	CoD	CoD Flag	x=excluded
1	1 180106M2_10	Standard	12.500	4.15	850.804	2339.561	4.546	12.7	1.2	NO		NO	MM
2	2 180106M2_11	Standard	12.500	4.14	887.307	2723.904	4.072	11.3	-9.3	NO		NO	bb
3	3 180106M2_12	Standard	12.500	4.14	978.216	2428.357	5.035	14.0	12.1	NO		NO	bb
4	4 180106M2_13	Standard	12.500	4.14	908.071	2318.580	4.896	13.6	9.0	NO		NO	bb
5	5 180106M2_14	Standard	12.500	4.14	827.501	2314.944	4.468	12.4	-0.5	NO		NO	bb
6	6 180106M2_15	Standard	12.500	4.14	675.685	2233.093	3.782	10.5	-15.8	NO		NO	MM
7	7 180106M2_16	Standard	12.500	4.13	869.341	2604.725	4.172	11.6	-7.1	NO		NO	MM
8	8 180106M2_17	Standard	12.500	4.13	902.172	2402.693	4.694	13.1	4.5	NO		NO	bb
9	9 180106M2_18	Standard	12.500	4.13	909.352	2389.599	4.757	13.2	5.9	NO		NO	bb

Compound name: 13C2-6:2 FTS

Response Factor: 0.273441
 RRF SD: 0.0345005, Relative SD: 12.6172
 Response type: Internal Std (Ref 57), Area * (IS Conc. / IS Area)
 Curve type: RF

#	Name	Type	Std. Conc	RT	Area	IS Area	Response	Conc.	%Dev	Conc. Flag	CoD	CoD Flag	x=excluded
1	1 180106M2_10	Standard	12.500	4.46	2171.744	9233.830	2.940	10.8	-14.0	NO		NO	bb
2	2 180106M2_11	Standard	12.500	4.46	2227.944	10038.037	2.774	10.1	-18.8	NO		NO	bb
3	3 180106M2_12	Standard	12.500	4.45	2926.926	9402.593	3.891	14.2	13.8	NO		NO	bb
4	4 180106M2_13	Standard	12.500	4.46	2714.117	9728.648	3.487	12.8	2.0	NO		NO	bb
5	5 180106M2_14	Standard	12.500	4.45	2905.547	9979.238	3.639	13.3	6.5	NO		NO	bb
6	6 180106M2_15	Standard	12.500	4.45	2627.445	10626.532	3.091	11.3	-9.6	NO		NO	bb
7	7 180106M2_16	Standard	12.500	4.45	2689.497	9286.642	3.620	13.2	5.9	NO		NO	bb
8	8 180106M2_17	Standard	12.500	4.44	3300.250	10574.757	3.901	14.3	14.1	NO		NO	bb
9	9 180106M2_18	Standard	12.500	4.45	4464.585	10012.884	5.574	20.4	63.1	NO		NO	bbX

Dataset: U:\Q4.PRO\results\180106M2\170106M2-CRV.qld

Last Altered: Sunday, January 07, 2018 10:46:35 Pacific Standard Time
 Printed: Sunday, January 07, 2018 11:01:02 Pacific Standard Time

Compound name: 13C2-PFOA

Response Factor: 0.978691

RRF SD: 0.0558273, Relative SD: 5.70428

Response type: Internal Std (Ref 57), Area * (IS Conc. / IS Area)

Curve type: RF

#	Name	Type	Std. Conc	RT	Area	IS Area	Response	Conc.	%Dev	Conc. Flag	CoD	CoD Flag	x-excluded
1	1 180106M2_10	Standard	12.500	4.52	9447.067	9233.830	12.789	13.1	4.5	NO		NO	bb
2	2 180106M2_11	Standard	12.500	4.51	9279.600	10038.037	11.556	11.8	-5.5	NO		NO	bb
3	3 180106M2_12	Standard	12.500	4.51	9369.729	9402.593	12.456	12.7	1.8	NO		NO	bb
4	4 180106M2_13	Standard	12.500	4.51	9684.695	9728.648	12.444	12.7	1.7	NO		NO	bb
5	5 180106M2_14	Standard	12.500	4.51	8904.883	9979.238	11.154	11.4	-8.8	NO		NO	bb
6	6 180106M2_15	Standard	12.500	4.51	11035.331	10626.532	12.981	13.3	6.1	NO		NO	bb
7	7 180106M2_16	Standard	12.500	4.51	9788.114	9286.642	13.175	13.5	7.7	NO		NO	bb
8	8 180106M2_17	Standard	12.500	4.50	9992.355	10574.757	11.812	12.1	-3.5	NO		NO	bb
9	9 180106M2_18	Standard	12.500	4.50	9401.686	10012.884	11.737	12.0	-4.1	NO		NO	bb

Compound name: 13C5-PFNA

Response Factor: 0.941101

RRF SD: 0.0554024, Relative SD: 5.88697

Response type: Internal Std (Ref 58), Area * (IS Conc. / IS Area)

Curve type: RF

#	Name	Type	Std. Conc	RT	Area	IS Area	Response	Conc.	%Dev	Conc. Flag	CoD	CoD Flag	x-excluded
1	1 180106M2_10	Standard	12.500	4.95	10775.351	10666.604	12.627	13.4	7.3	NO		NO	bb
2	2 180106M2_11	Standard	12.500	4.95	8967.270	9285.604	12.071	12.8	2.6	NO		NO	bb
3	3 180106M2_12	Standard	12.500	4.94	8002.161	8922.434	11.211	11.9	-4.7	NO		NO	bb
4	4 180106M2_13	Standard	12.500	4.94	11380.562	11124.009	12.788	13.6	8.7	NO		NO	bb
5	5 180106M2_14	Standard	12.500	4.94	8299.453	8955.690	11.584	12.3	-1.5	NO		NO	bb
6	6 180106M2_15	Standard	12.500	4.94	8803.353	9993.383	11.011	11.7	-6.4	NO		NO	bb
7	7 180106M2_16	Standard	12.500	4.94	8520.848	8921.890	11.938	12.7	1.5	NO		NO	bb
8	8 180106M2_17	Standard	12.500	4.93	8785.034	10201.609	10.764	11.4	-8.5	NO		NO	bb
9	9 180106M2_18	Standard	12.500	4.93	8343.017	8779.875	11.878	12.6	1.0	NO		NO	bb

Dataset: U:\Q4.PRO\results\180106M2\170106M2-CRV.qld

Last Altered: Sunday, January 07, 2018 10:46:35 Pacific Standard Time

Printed: Sunday, January 07, 2018 11:01:02 Pacific Standard Time

Compound name: 13C8-PFOA

Response Factor: 0.259681

RRF SD: 0.0259767, Relative SD: 10.0033

Response type: Internal Std (Ref 61), Area * (IS Conc. / IS Area)

Curve type: RF

#	Name	Type	Std. Conc	RT	Area	IS Area	Response	Conc.	%Dev	Conc. Flag	CoD	CoD Flag	x=excluded
1	1 180106M2_10	Standard	12.500	5.00	2467.685	8854.951	3.483	13.4	7.3	NO		NO	bb
2	2 180106M2_11	Standard	12.500	5.00	2483.350	9508.449	3.265	12.6	0.6	NO		NO	bb
3	3 180106M2_12	Standard	12.500	4.99	2663.152	10351.863	3.216	12.4	-0.9	NO		NO	bb
4	4 180106M2_13	Standard	12.500	4.99	2645.955	8604.025	3.844	14.8	18.4	NO		NO	bb
5	5 180106M2_14	Standard	12.500	4.99	2538.846	10699.193	2.966	11.4	-8.6	NO		NO	bb
6	6 180106M2_15	Standard	12.500	4.99	2586.830	9682.025	3.340	12.9	2.9	NO		NO	bb
7	7 180106M2_16	Standard	12.500	4.99	2487.332	9147.608	3.399	13.1	4.7	NO		NO	bb
8	8 180106M2_17	Standard	12.500	4.98	2242.921	10011.844	2.800	10.8	-13.7	NO		NO	bb
9	9 180106M2_18	Standard	12.500	4.98	2196.498	9464.577	2.901	11.2	-10.6	NO		NO	bb

Compound name: 13C8-PFOS

Response Factor: 1.00457

RRF SD: 0.0705018, Relative SD: 7.01809

Response type: Internal Std (Ref 59), Area * (IS Conc. / IS Area)

Curve type: RF

#	Name	Type	Std. Conc	RT	Area	IS Area	Response	Conc.	%Dev	Conc. Flag	CoD	CoD Flag	x=excluded
1	1 180106M2_10	Standard	12.500	5.02	2923.021	2669.499	13.687	13.6	9.0	NO		NO	bb
2	2 180106M2_11	Standard	12.500	5.02	2824.626	2870.154	12.302	12.2	-2.0	NO		NO	bb
3	3 180106M2_12	Standard	12.500	5.02	2625.110	2521.726	13.012	13.0	3.6	NO		NO	bb
4	4 180106M2_13	Standard	12.500	5.02	3174.009	2981.208	13.308	13.2	6.0	NO		NO	bb
5	5 180106M2_14	Standard	12.500	5.02	2488.544	2737.054	11.365	11.3	-9.5	NO		NO	bb
6	6 180106M2_15	Standard	12.500	5.02	2619.136	2399.639	13.643	13.6	8.7	NO		NO	bb
7	7 180106M2_16	Standard	12.500	5.01	2178.291	2341.025	11.631	11.6	-7.4	NO		NO	bb
8	8 180106M2_17	Standard	12.500	5.00	2171.833	2217.017	12.245	12.2	-2.5	NO		NO	bb
9	9 180106M2_18	Standard	12.500	5.01	2311.616	2444.615	11.820	11.8	-5.9	NO		NO	bb

Dataset: U:\Q4.PRO\results\180106M2\170106M2-CRV.qld

Last Altered: Sunday, January 07, 2018 10:46:35 Pacific Standard Time
 Printed: Sunday, January 07, 2018 11:01:02 Pacific Standard Time

Compound name: 13C2-PFDA

Response Factor: 1.3348
 RRF SD: 0.10151, Relative SD: 7.60489
 Response type: Internal Std (Ref 60), Area * (IS Conc. / IS Area)
 Curve type: RF

#	Name	Type	Std. Conc	RT	Area	IS Area	Response	Conc.	%Dev	Conc. Flag	CoD	CoD Flag	x=excluded
1	1 180106M2_10	Standard	12.500	5.32	7838.652	6386.427	15.342	11.5	-8.0	NO		NO	bb
2	2 180106M2_11	Standard	12.500	5.31	7963.257	6617.342	15.042	11.3	-9.8	NO		NO	bb
3	3 180106M2_12	Standard	12.500	5.31	7711.158	5388.421	17.888	13.4	7.2	NO		NO	bb
4	4 180106M2_13	Standard	12.500	5.31	9294.650	6145.865	18.904	14.2	13.3	NO		NO	bb
5	5 180106M2_14	Standard	12.500	5.31	8945.090	7122.992	15.698	11.8	-5.9	NO		NO	bb
6	6 180106M2_15	Standard	12.500	5.31	9017.550	6437.689	17.509	13.1	4.9	NO		NO	bb
7	7 180106M2_16	Standard	12.500	5.30	8663.521	6354.774	17.041	12.8	2.1	NO		NO	bb
8	8 180106M2_17	Standard	12.500	5.30	8608.552	6527.959	16.484	12.3	-1.2	NO		NO	bb
9	9 180106M2_18	Standard	12.500	5.29	7283.582	5600.962	16.255	12.2	-2.6	NO		NO	bb

Compound name: 13C2-8:2 FTS

Response Factor: 0.140775
 RRF SD: 0.0257981, Relative SD: 18.3258
 Response type: Internal Std (Ref 55), Area * (IS Conc. / IS Area)
 Curve type: RF

#	Name	Type	Std. Conc	RT	Area	IS Area	Response	Conc.	%Dev	Conc. Flag	CoD	CoD Flag	x=excluded
1	1 180106M2_10	Standard	12.500	5.29	1802.199	10392.332	2.168	15.4	23.2	NO		NO	bb
2	2 180106M2_11	Standard	12.500	5.29	1371.371	9075.082	1.889	13.4	7.3	NO		NO	bb
3	3 180106M2_12	Standard	12.500	5.29	1214.973	9405.038	1.615	11.5	-8.2	NO		NO	bb
4	4 180106M2_13	Standard	12.500	5.28	1555.960	10341.286	1.881	13.4	6.9	NO		NO	bb
5	5 180106M2_14	Standard	12.500	5.28	1011.978	10436.970	1.212	8.6	-31.1	NO		NO	bb
6	6 180106M2_15	Standard	12.500	5.29	1457.993	10159.177	1.794	12.7	1.9	NO		NO	bb
7	7 180106M2_16	Standard	12.500	5.28	2005.355	9963.233	2.516	17.9	43.0	NO		NO	bbX
8	8 180106M2_17	Standard	12.500	5.27	2130.529	10364.285	2.570	18.3	46.0	NO		NO	bbX
9	9 180106M2_18	Standard	12.500	5.27	2333.657	9804.245	2.975	21.1	69.1	NO		NO	bbX

Dataset: U:\Q4.PRO\results\180106M2\170106M2-CRV.qld

Last Altered: Sunday, January 07, 2018 10:46:35 Pacific Standard Time
 Printed: Sunday, January 07, 2018 11:01:02 Pacific Standard Time

Compound name: d3-N-MeFOSAA

Response Factor: 0.398008

RRF SD: 0.0425615, Relative SD: 10.6936

Response type: Internal Std (Ref 61), Area * (IS Conc. / IS Area)

Curve type: RF

#	Name	Type	Std. Conc	RT	Area	IS Area	Response	Conc.	%Dev	Conc. Flag	CoD	CoD Flag	x=excluded
1	1 180106M2_10	Standard	12.500	5.46	3697.518	8854.951	5.220	13.1	4.9	NO		NO	bb
2	2 180106M2_11	Standard	12.500	5.45	4009.869	9508.449	5.271	13.2	6.0	NO		NO	bb
3	3 180106M2_12	Standard	12.500	5.45	3925.095	10351.863	4.740	11.9	-4.7	NO		NO	bb
4	4 180106M2_13	Standard	12.500	5.45	3806.715	8604.025	5.530	13.9	11.2	NO		NO	bb
5	5 180106M2_14	Standard	12.500	5.45	3420.610	10699.193	3.996	10.0	-19.7	NO		NO	bb
6	6 180106M2_15	Standard	12.500	5.45	3336.001	9682.025	4.307	10.8	-13.4	NO		NO	bb
7	7 180106M2_16	Standard	12.500	5.45	3966.678	9147.608	5.420	13.6	9.0	NO		NO	bb
8	8 180106M2_17	Standard	12.500	5.44	3949.448	10011.844	4.931	12.4	-0.9	NO		NO	bb
9	9 180106M2_18	Standard	12.500	5.44	4058.568	9464.577	5.360	13.5	7.7	NO		NO	bb

Compound name: d5-N-EtFOSAA

Response Factor: 0.472899

RRF SD: 0.0398257, Relative SD: 8.4216

Response type: Internal Std (Ref 61), Area * (IS Conc. / IS Area)

Curve type: RF

#	Name	Type	Std. Conc	RT	Area	IS Area	Response	Conc.	%Dev	Conc. Flag	CoD	CoD Flag	x=excluded
1	1 180106M2_10	Standard	12.500	5.61	4273.910	8854.951	6.033	12.8	2.1	NO		NO	bb
2	2 180106M2_11	Standard	12.500	5.61	4976.253	9508.449	6.542	13.8	10.7	NO		NO	bb
3	3 180106M2_12	Standard	12.500	5.61	4631.198	10351.863	5.592	11.8	-5.4	NO		NO	bb
4	4 180106M2_13	Standard	12.500	5.60	4475.379	8604.025	6.502	13.7	10.0	NO		NO	bb
5	5 180106M2_14	Standard	12.500	5.60	4601.210	10699.193	5.376	11.4	-9.1	NO		NO	bb
6	6 180106M2_15	Standard	12.500	5.60	4938.248	9682.025	6.376	13.5	7.9	NO		NO	bb
7	7 180106M2_16	Standard	12.500	5.60	4420.214	9147.608	6.040	12.8	2.2	NO		NO	bb
8	8 180106M2_17	Standard	12.500	5.59	4231.508	10011.844	5.283	11.2	-10.6	NO		NO	bb
9	9 180106M2_18	Standard	12.500	5.59	4132.264	9464.577	5.458	11.5	-7.7	NO		NO	bb

Vista Analytical Laboratory

Dataset: U:\Q4.PRO\results\180106M2\170106M2-CRV.qld

Last Altered: Sunday, January 07, 2018 10:46:35 Pacific Standard Time

Printed: Sunday, January 07, 2018 11:01:02 Pacific Standard Time

Compound name: 13C2-PFUdA

Response Factor: 1.03486

RRF SD: 0.112597, Relative SD: 10.8804

Response type: Internal Std (Ref 61), Area * (IS Conc. / IS Area)

Curve type: RF

#	Name	Type	Std. Conc	RT	Area	IS Area	Response	Conc.	%Dev	Conc. Flag	CoD	CoD Flag	x=excluded
1	1 180106M2_10	Standard	12.500	5.63	8842.526	8854.951	12.482	12.1	-3.5	NO		NO	bb
2	2 180106M2_11	Standard	12.500	5.63	8171.252	9508.449	10.742	10.4	-17.0	NO		NO	bb
3	3 180106M2_12	Standard	12.500	5.63	10396.866	10351.863	12.554	12.1	-2.9	NO		NO	MM
4	4 180106M2_13	Standard	12.500	5.63	9478.897	8604.025	13.771	13.3	6.5	NO		NO	bb
5	5 180106M2_14	Standard	12.500	5.63	10851.415	10699.193	12.678	12.3	-2.0	NO		NO	bb
6	6 180106M2_15	Standard	12.500	5.63	11681.926	9682.025	15.082	14.6	16.6	NO		NO	bb
7	7 180106M2_16	Standard	12.500	5.62	10591.604	9147.608	14.473	14.0	11.9	NO		NO	bb
8	8 180106M2_17	Standard	12.500	5.62	9029.024	10011.844	11.273	10.9	-12.9	NO		NO	bb
9	9 180106M2_18	Standard	12.500	5.62	10120.526	9464.577	13.366	12.9	3.3	NO		NO	bb

Compound name: 13C2-PFDoA

Response Factor: 0.666704

RRF SD: 0.0714891, Relative SD: 10.7228

Response type: Internal Std (Ref 61), Area * (IS Conc. / IS Area)

Curve type: RF

#	Name	Type	Std. Conc	RT	Area	IS Area	Response	Conc.	%Dev	Conc. Flag	CoD	CoD Flag	x=excluded
1	1 180106M2_10	Standard	12.500	5.91	5715.617	8854.951	8.068	12.1	-3.2	NO		NO	bb
2	2 180106M2_11	Standard	12.500	5.91	6370.328	9508.449	8.375	12.6	0.5	NO		NO	bb
3	3 180106M2_12	Standard	12.500	5.90	5791.469	10351.863	6.993	10.5	-16.1	NO		NO	bb
4	4 180106M2_13	Standard	12.500	5.90	6165.099	8604.025	8.957	13.4	7.5	NO		NO	bb
5	5 180106M2_14	Standard	12.500	5.90	6879.652	10699.193	8.038	12.1	-3.6	NO		NO	bb
6	6 180106M2_15	Standard	12.500	5.91	7018.522	9682.025	9.061	13.6	8.7	NO		NO	bb
7	7 180106M2_16	Standard	12.500	5.90	7240.793	9147.608	9.894	14.8	18.7	NO		NO	bb
8	8 180106M2_17	Standard	12.500	5.90	5843.063	10011.844	7.295	10.9	-12.5	NO		NO	bb
9	9 180106M2_18	Standard	12.500	5.89	6301.754	9464.577	8.323	12.5	-0.1	NO		NO	bb

Vista Analytical Laboratory

Dataset: U:\Q4.PRO\results\180106M2\170106M2-CRV.qld

Last Altered: Sunday, January 07, 2018 10:46:35 Pacific Standard Time

Printed: Sunday, January 07, 2018 11:01:02 Pacific Standard Time

Compound name: d3-N-MeFOSA

Response Factor: 0.129892

RRF SD: 0.00982005, Relative SD: 7.56016

Response type: Internal Std (Ref 61), Area * (IS Conc. / IS Area)

Curve type: RF

#	Name	Type	Std. Conc	RT	Area	IS Area	Response	Conc.	%Dev	Conc. Flag	CoD	CoD Flag	x=excluded
1	1 180106M2_10	Standard	150.000	5.86	14834.509	8854.951	20.941	161.2	7.5	NO		NO	bb
2	2 180106M2_11	Standard	150.000	5.86	14974.644	9508.449	19.686	151.6	1.0	NO		NO	bb
3	3 180106M2_12	Standard	150.000	5.86	15596.477	10351.863	18.833	145.0	-3.3	NO		NO	bb
4	4 180106M2_13	Standard	150.000	5.86	15067.586	8604.025	21.890	168.5	12.4	NO		NO	bb
5	5 180106M2_14	Standard	150.000	5.86	14338.282	10699.193	16.752	129.0	-14.0	NO		NO	bb
6	6 180106M2_15	Standard	150.000	5.86	14985.607	9682.025	19.347	148.9	-0.7	NO		NO	bb
7	7 180106M2_16	Standard	150.000	5.86	14119.363	9147.608	19.294	148.5	-1.0	NO		NO	bb
8	8 180106M2_17	Standard	150.000	5.85	14793.763	10011.844	18.470	142.2	-5.2	NO		NO	bb
9	9 180106M2_18	Standard	150.000	5.86	15250.110	9464.577	20.141	155.1	3.4	NO		NO	bb

Compound name: 13C2-PFTeDA

Response Factor: 0.320839

RRF SD: 0.0475731, Relative SD: 14.8277

Response type: Internal Std (Ref 61), Area * (IS Conc. / IS Area)

Curve type: RF

#	Name	Type	Std. Conc	RT	Area	IS Area	Response	Conc.	%Dev	Conc. Flag	CoD	CoD Flag	x=excluded
1	1 180106M2_10	Standard	12.500	6.35	2864.272	8854.951	4.043	12.6	0.8	NO		NO	bb
2	2 180106M2_11	Standard	12.500	6.35	2742.607	9508.449	3.605	11.2	-10.1	NO		NO	bb
3	3 180106M2_12	Standard	12.500	6.35	2599.148	10351.863	3.139	9.8	-21.7	NO		NO	bb
4	4 180106M2_13	Standard	12.500	6.34	3003.884	8604.025	4.364	13.6	8.8	NO		NO	bb
5	5 180106M2_14	Standard	12.500	6.34	2909.699	10699.193	3.399	10.6	-15.2	NO		NO	bb
6	6 180106M2_15	Standard	12.500	6.34	3604.102	9682.025	4.653	14.5	16.0	NO		NO	bb
7	7 180106M2_16	Standard	12.500	6.34	3438.853	9147.608	4.699	14.6	17.2	NO		NO	bb
8	8 180106M2_17	Standard	12.500	6.33	2878.539	10011.844	3.594	11.2	-10.4	NO		NO	bb
9	9 180106M2_18	Standard	12.500	6.33	3480.999	9464.577	4.597	14.3	14.6	NO		NO	bb

Dataset: U:\Q4.PRO\results\180106M2\170106M2-CRV.qld

Last Altered: Sunday, January 07, 2018 10:46:35 Pacific Standard Time
 Printed: Sunday, January 07, 2018 11:01:02 Pacific Standard Time

Compound name: d5-N-ETFOSA

Response Factor: 0.183694
 RRF SD: 0.0136889, Relative SD: 7.452
 Response type: Internal Std (Ref 61), Area * (IS Conc. / IS Area)
 Curve type: RF

#	Name	Type	Std. Conc	RT	Area	IS Area	Response	Conc.	%Dev	Conc. Flag	CoD	CoD Flag	x=excluded
1	1 180106M2_10	Standard	150.000	6.20	21277.225	8854.951	30.036	163.5	9.0	NO		NO	bb
2	2 180106M2_11	Standard	150.000	6.20	21319.213	9508.449	28.027	152.6	1.7	NO		NO	bb
3	3 180106M2_12	Standard	150.000	6.20	21929.840	10351.863	26.481	144.2	-3.9	NO		NO	bb
4	4 180106M2_13	Standard	150.000	6.20	21647.400	8604.025	31.450	171.2	14.1	NO		NO	bb
5	5 180106M2_14	Standard	150.000	6.20	21803.615	10699.193	25.473	138.7	-7.6	NO		NO	bb
6	6 180106M2_15	Standard	150.000	6.21	21381.449	9682.025	27.605	150.3	0.2	NO		NO	bb
7	7 180106M2_16	Standard	150.000	6.20	19832.707	9147.608	27.101	147.5	-1.6	NO		NO	bb
8	8 180106M2_17	Standard	150.000	6.20	20166.777	10011.844	25.179	137.1	-8.6	NO		NO	bb
9	9 180106M2_18	Standard	150.000	6.21	20168.766	9464.577	26.637	145.0	-3.3	NO		NO	bb

Compound name: 13C2-PFHxDA

Response Factor: 0.55149
 RRF SD: 0.069103, Relative SD: 12.5302
 Response type: Internal Std (Ref 61), Area * (IS Conc. / IS Area)
 Curve type: RF

#	Name	Type	Std. Conc	RT	Area	IS Area	Response	Conc.	%Dev	Conc. Flag	CoD	CoD Flag	x=excluded
1	1 180106M2_10	Standard	5.000	6.64	1798.987	8854.951	2.540	4.6	-7.9	NO		NO	bb
2	2 180106M2_11	Standard	5.000	6.64	2130.028	9508.449	2.800	5.1	1.5	NO		NO	MM
3	3 180106M2_12	Standard	5.000	6.64	2056.094	10351.863	2.483	4.5	-10.0	NO		NO	bb
4	4 180106M2_13	Standard	5.000	6.64	1917.635	8604.025	2.786	5.1	1.0	NO		NO	bb
5	5 180106M2_14	Standard	5.000	6.63	1864.634	10699.193	2.178	4.0	-21.0	NO		NO	bb
6	6 180106M2_15	Standard	5.000	6.64	2297.743	9682.025	2.967	5.4	7.6	NO		NO	bb
7	7 180106M2_16	Standard	5.000	6.63	2101.745	9147.608	2.872	5.2	4.2	NO		NO	bb
8	8 180106M2_17	Standard	5.000	6.62	2221.042	10011.844	2.773	5.0	0.6	NO		NO	bb
9	9 180106M2_18	Standard	5.000	6.63	2588.483	9464.577	3.419	6.2	24.0	NO		NO	bb

Dataset: U:\Q4.PRO\results\180106M2\170106M2-CRV.qld

Last Altered: Sunday, January 07, 2018 10:46:35 Pacific Standard Time
 Printed: Sunday, January 07, 2018 11:01:02 Pacific Standard Time

Compound name: d7-N-MeFOSE

Response Factor: 0.162461

RRF SD: 0.00952123, Relative SD: 5.86064

Response type: Internal Std (Ref 61), Area * (IS Conc. / IS Area)

Curve type: RF

#	Name	Type	Std. Conc	RT	Area	IS Area	Response	Conc.	%Dev	Conc. Flag	CoD	CoD Flag	x=excluded
1	1 180106M2_10	Standard	150.000	6.29	18247.324	8854.951	25.759	158.6	5.7	NO		NO	bb
2	2 180106M2_11	Standard	150.000	6.29	19644.191	9508.449	25.825	159.0	6.0	NO		NO	bb
3	3 180106M2_12	Standard	150.000	6.29	19572.488	10351.863	23.634	145.5	-3.0	NO		NO	bb
4	4 180106M2_13	Standard	150.000	6.29	17062.680	8604.025	24.789	152.6	1.7	NO		NO	bb
5	5 180106M2_14	Standard	150.000	6.29	18745.375	10699.193	21.900	134.8	-10.1	NO		NO	bd
6	6 180106M2_15	Standard	150.000	6.30	20246.230	9682.025	26.139	160.9	7.3	NO		NO	bb
7	7 180106M2_16	Standard	150.000	6.30	16836.035	9147.608	23.006	141.6	-5.6	NO		NO	bb
8	8 180106M2_17	Standard	150.000	6.29	18992.168	10011.844	23.712	146.0	-2.7	NO		NO	bd
9	9 180106M2_18	Standard	150.000	6.29	18594.482	9464.577	24.558	151.2	0.8	NO		NO	bb

Compound name: d9-N-EtFOSE

Response Factor: 0.161803

RRF SD: 0.014527, Relative SD: 8.97824

Response type: Internal Std (Ref 61), Area * (IS Conc. / IS Area)

Curve type: RF

#	Name	Type	Std. Conc	RT	Area	IS Area	Response	Conc.	%Dev	Conc. Flag	CoD	CoD Flag	x=excluded
1	1 180106M2_10	Standard	150.000	6.44	18884.912	8854.951	26.659	164.8	9.8	NO		NO	bb
2	2 180106M2_11	Standard	150.000	6.44	18723.551	9508.449	24.614	152.1	1.4	NO		NO	bb
3	3 180106M2_12	Standard	150.000	6.44	16855.766	10351.863	20.354	125.8	-16.1	NO		NO	bb
4	4 180106M2_13	Standard	150.000	6.44	18626.045	8604.025	27.060	167.2	11.5	NO		NO	bb
5	5 180106M2_14	Standard	150.000	6.44	18544.689	10699.193	21.666	133.9	-10.7	NO		NO	bb
6	6 180106M2_15	Standard	150.000	6.44	18773.852	9682.025	24.238	149.8	-0.1	NO		NO	bb
7	7 180106M2_16	Standard	150.000	6.44	18367.033	9147.608	25.098	155.1	3.4	NO		NO	bb
8	8 180106M2_17	Standard	150.000	6.44	18815.941	10011.844	23.492	145.2	-3.2	NO		NO	bb
9	9 180106M2_18	Standard	150.000	6.44	19120.533	9464.577	25.253	156.1	4.0	NO		NO	bb

Dataset: U:\Q4.PRO\results\180106M2\170106M2-CRV.qld

Last Altered: Sunday, January 07, 2018 10:46:35 Pacific Standard Time
 Printed: Sunday, January 07, 2018 11:01:02 Pacific Standard Time

Compound name: 13C4-PFBA

Response Factor: 1
 RRF SD: 0, Relative SD: 0
 Response type: Internal Std (Ref 54), Area * (IS Conc. / IS Area)
 Curve type: RF

#	Name	Type	Std. Conc	RT	Area	IS Area	Response	Conc.	%Dev	Conc. Flag	CoD	CoD Flag	x=excluded
1	1 180106M2_10	Standard	12.500	1.63	8456.718	8456.718	12.500	12.5	0.0	NO		NO	bb
2	2 180106M2_11	Standard	12.500	1.63	8819.053	8819.053	12.500	12.5	0.0	NO		NO	bb
3	3 180106M2_12	Standard	12.500	1.63	8764.699	8764.699	12.500	12.5	0.0	NO		NO	bb
4	4 180106M2_13	Standard	12.500	1.63	8966.419	8966.419	12.500	12.5	0.0	NO		NO	bb
5	5 180106M2_14	Standard	12.500	1.62	8603.455	8603.455	12.500	12.5	0.0	NO		NO	bb
6	6 180106M2_15	Standard	12.500	1.62	8493.266	8493.266	12.500	12.5	0.0	NO		NO	bb
7	7 180106M2_16	Standard	12.500	1.62	8427.724	8427.724	12.500	12.5	0.0	NO		NO	bb
8	8 180106M2_17	Standard	12.500	1.61	8854.473	8854.473	12.500	12.5	0.0	NO		NO	bb
9	9 180106M2_18	Standard	12.500	1.61	8386.625	8386.625	12.500	12.5	0.0	NO		NO	bb

Compound name: 13C5-PFHxA

Response Factor: 1
 RRF SD: 0, Relative SD: 0
 Response type: Internal Std (Ref 55), Area * (IS Conc. / IS Area)
 Curve type: RF

#	Name	Type	Std. Conc	RT	Area	IS Area	Response	Conc.	%Dev	Conc. Flag	CoD	CoD Flag	x=excluded
1	1 180106M2_10	Standard	12.500	3.38	10392.332	10392.332	12.500	12.5	0.0	NO		NO	bb
2	2 180106M2_11	Standard	12.500	3.37	9075.082	9075.082	12.500	12.5	0.0	NO		NO	bb
3	3 180106M2_12	Standard	12.500	3.37	9405.038	9405.038	12.500	12.5	0.0	NO		NO	bb
4	4 180106M2_13	Standard	12.500	3.37	10341.286	10341.286	12.500	12.5	0.0	NO		NO	bb
5	5 180106M2_14	Standard	12.500	3.37	10436.970	10436.970	12.500	12.5	0.0	NO		NO	bb
6	6 180106M2_15	Standard	12.500	3.37	10159.177	10159.177	12.500	12.5	0.0	NO		NO	bb
7	7 180106M2_16	Standard	12.500	3.37	9963.233	9963.233	12.500	12.5	0.0	NO		NO	bb
8	8 180106M2_17	Standard	12.500	3.36	10364.285	10364.285	12.500	12.5	0.0	NO		NO	bb
9	9 180106M2_18	Standard	12.500	3.36	9804.245	9804.245	12.500	12.5	0.0	NO		NO	bb

Vista Analytical Laboratory

Dataset: U:\Q4.PRO\results\180106M2\170106M2-CRV.qld

Last Altered: Sunday, January 07, 2018 10:46:35 Pacific Standard Time

Printed: Sunday, January 07, 2018 11:01:02 Pacific Standard Time

Compound name: 13C3-PFHxS

Response Factor: 1

RRF SD: 0, Relative SD: 0

Response type: Internal Std (Ref 56), Area * (IS Conc. / IS Area)

Curve type: RF

#	Name	Type	Std. Conc	RT	Area	IS Area	Response	Conc.	%Dev	Conc. Flag	CoD	CoD Flag	x=excluded
1	1 180106M2_10	Standard	12.500	4.15	2339.561	2339.561	12.500	12.5	0.0	NO		NO	bb
2	2 180106M2_11	Standard	12.500	4.14	2723.904	2723.904	12.500	12.5	0.0	NO		NO	bb
3	3 180106M2_12	Standard	12.500	4.14	2428.357	2428.357	12.500	12.5	0.0	NO		NO	bb
4	4 180106M2_13	Standard	12.500	4.14	2318.580	2318.580	12.500	12.5	0.0	NO		NO	bb
5	5 180106M2_14	Standard	12.500	4.14	2314.944	2314.944	12.500	12.5	0.0	NO		NO	bb
6	6 180106M2_15	Standard	12.500	4.14	2233.093	2233.093	12.500	12.5	0.0	NO		NO	bb
7	7 180106M2_16	Standard	12.500	4.14	2604.725	2604.725	12.500	12.5	0.0	NO		NO	bb
8	8 180106M2_17	Standard	12.500	4.13	2402.693	2402.693	12.500	12.5	0.0	NO		NO	bb
9	9 180106M2_18	Standard	12.500	4.13	2389.599	2389.599	12.500	12.5	0.0	NO		NO	bb

Compound name: 13C8-PFOA

Response Factor: 1

RRF SD: 0, Relative SD: 0

Response type: Internal Std (Ref 57), Area * (IS Conc. / IS Area)

Curve type: RF

#	Name	Type	Std. Conc	RT	Area	IS Area	Response	Conc.	%Dev	Conc. Flag	CoD	CoD Flag	x=excluded
1	1 180106M2_10	Standard	12.500	4.52	9233.830	9233.830	12.500	12.5	0.0	NO		NO	bb
2	2 180106M2_11	Standard	12.500	4.51	10038.037	10038.037	12.500	12.5	0.0	NO		NO	bb
3	3 180106M2_12	Standard	12.500	4.51	9402.593	9402.593	12.500	12.5	0.0	NO		NO	bb
4	4 180106M2_13	Standard	12.500	4.51	9728.648	9728.648	12.500	12.5	0.0	NO		NO	bb
5	5 180106M2_14	Standard	12.500	4.51	9979.238	9979.238	12.500	12.5	0.0	NO		NO	bb
6	6 180106M2_15	Standard	12.500	4.51	10626.532	10626.532	12.500	12.5	0.0	NO		NO	bb
7	7 180106M2_16	Standard	12.500	4.51	9286.642	9286.642	12.500	12.5	0.0	NO		NO	bb
8	8 180106M2_17	Standard	12.500	4.50	10574.757	10574.757	12.500	12.5	0.0	NO		NO	bb
9	9 180106M2_18	Standard	12.500	4.50	10012.884	10012.884	12.500	12.5	0.0	NO		NO	bb

Dataset: U:\Q4.PRO\results\180106M2\170106M2-CRV.qld

Last Altered: Sunday, January 07, 2018 10:46:35 Pacific Standard Time

Printed: Sunday, January 07, 2018 11:01:02 Pacific Standard Time

Compound name: 13C9-PFNA

Response Factor: 1

RRF SD: 0, Relative SD: 0

Response type: Internal Std (Ref 58), Area * (IS Conc. / IS Area)

Curve type: RF

#	Name	Type	Std. Conc	RT	Area	IS Area	Response	Conc.	%Dev	Conc. Flag	CoD	CoD Flag	x=excluded
1	1 180106M2_10	Standard	12.500	4.95	10666.604	10666.604	12.500	12.5	0.0	NO		NO	bb
2	2 180106M2_11	Standard	12.500	4.94	9285.604	9285.604	12.500	12.5	0.0	NO		NO	bb
3	3 180106M2_12	Standard	12.500	4.94	8922.434	8922.434	12.500	12.5	0.0	NO		NO	bb
4	4 180106M2_13	Standard	12.500	4.94	11124.009	11124.009	12.500	12.5	0.0	NO		NO	bb
5	5 180106M2_14	Standard	12.500	4.94	8955.690	8955.690	12.500	12.5	0.0	NO		NO	bb
6	6 180106M2_15	Standard	12.500	4.94	9993.383	9993.383	12.500	12.5	0.0	NO		NO	bb
7	7 180106M2_16	Standard	12.500	4.94	8921.890	8921.890	12.500	12.5	0.0	NO		NO	bb
8	8 180106M2_17	Standard	12.500	4.93	10201.609	10201.609	12.500	12.5	0.0	NO		NO	bb
9	9 180106M2_18	Standard	12.500	4.93	8779.875	8779.875	12.500	12.5	0.0	NO		NO	bb

Compound name: 13C4-PFOS

Response Factor: 1

RRF SD: 0, Relative SD: 0

Response type: Internal Std (Ref 59), Area * (IS Conc. / IS Area)

Curve type: RF

#	Name	Type	Std. Conc	RT	Area	IS Area	Response	Conc.	%Dev	Conc. Flag	CoD	CoD Flag	x=excluded
1	1 180106M2_10	Standard	12.500	5.02	2669.499	2669.499	12.500	12.5	0.0	NO		NO	bb
2	2 180106M2_11	Standard	12.500	5.02	2870.154	2870.154	12.500	12.5	0.0	NO		NO	bb
3	3 180106M2_12	Standard	12.500	5.02	2521.726	2521.726	12.500	12.5	0.0	NO		NO	bb
4	4 180106M2_13	Standard	12.500	5.02	2981.208	2981.208	12.500	12.5	0.0	NO		NO	bb
5	5 180106M2_14	Standard	12.500	5.02	2737.054	2737.054	12.500	12.5	0.0	NO		NO	bb
6	6 180106M2_15	Standard	12.500	5.02	2399.639	2399.639	12.500	12.5	0.0	NO		NO	bb
7	7 180106M2_16	Standard	12.500	5.01	2341.025	2341.025	12.500	12.5	0.0	NO		NO	bb
8	8 180106M2_17	Standard	12.500	5.01	2217.017	2217.017	12.500	12.5	0.0	NO		NO	bb
9	9 180106M2_18	Standard	12.500	5.01	2444.615	2444.615	12.500	12.5	0.0	NO		NO	bb

Dataset: U:\Q4.PRO\results\180106M2\170106M2-CRV.qld

Last Altered: Sunday, January 07, 2018 10:46:35 Pacific Standard Time
 Printed: Sunday, January 07, 2018 11:01:02 Pacific Standard Time

Compound name: 13C6-PFDA

Response Factor: 1

RRF SD: 0, Relative SD: 0

Response type: Internal Std (Ref 60), Area * (IS Conc. / IS Area)

Curve type: RF

#	Name	Type	Std. Conc	RT	Area	IS Area	Response	Conc.	%Dev	Conc. Flag	CoD	CoD Flag	x=excluded
1	1 180106M2_10	Standard	12.500	5.32	6386.427	6386.427	12.500	12.5	0.0	NO		NO	bb
2	2 180106M2_11	Standard	12.500	5.31	6617.342	6617.342	12.500	12.5	0.0	NO		NO	bb
3	3 180106M2_12	Standard	12.500	5.31	5388.421	5388.421	12.500	12.5	0.0	NO		NO	bb
4	4 180106M2_13	Standard	12.500	5.31	6145.865	6145.865	12.500	12.5	0.0	NO		NO	bb
5	5 180106M2_14	Standard	12.500	5.31	7122.992	7122.992	12.500	12.5	0.0	NO		NO	bb
6	6 180106M2_15	Standard	12.500	5.31	6437.689	6437.689	12.500	12.5	0.0	NO		NO	bb
7	7 180106M2_16	Standard	12.500	5.30	6354.774	6354.774	12.500	12.5	0.0	NO		NO	bb
8	8 180106M2_17	Standard	12.500	5.30	6527.959	6527.959	12.500	12.5	0.0	NO		NO	bb
9	9 180106M2_18	Standard	12.500	5.30	5600.962	5600.962	12.500	12.5	0.0	NO		NO	bb

Compound name: 13C7-PFUdA

Response Factor: 1

RRF SD: 0, Relative SD: 0

Response type: Internal Std (Ref 61), Area * (IS Conc. / IS Area)

Curve type: RF

#	Name	Type	Std. Conc	RT	Area	IS Area	Response	Conc.	%Dev	Conc. Flag	CoD	CoD Flag	x=excluded
1	1 180106M2_10	Standard	12.500	5.63	8854.951	8854.951	12.500	12.5	0.0	NO		NO	bb
2	2 180106M2_11	Standard	12.500	5.63	9508.449	9508.449	12.500	12.5	0.0	NO		NO	bb
3	3 180106M2_12	Standard	12.500	5.63	10351.863	10351.863	12.500	12.5	0.0	NO		NO	bb
4	4 180106M2_13	Standard	12.500	5.62	8604.025	8604.025	12.500	12.5	0.0	NO		NO	bb
5	5 180106M2_14	Standard	12.500	5.63	10699.193	10699.193	12.500	12.5	0.0	NO		NO	bb
6	6 180106M2_15	Standard	12.500	5.63	9682.025	9682.025	12.500	12.5	0.0	NO		NO	bb
7	7 180106M2_16	Standard	12.500	5.62	9147.608	9147.608	12.500	12.5	0.0	NO		NO	bb
8	8 180106M2_17	Standard	12.500	5.62	10011.844	10011.844	12.500	12.5	0.0	NO		NO	bb
9	9 180106M2_18	Standard	12.500	5.62	9464.577	9464.577	12.500	12.5	0.0	NO		NO	bb

Dataset: U:\Q4.PRO\results\180106M2\170106M2-CRV.qld

Last Altered: Sunday, January 07, 2018 10:46:35 Pacific Standard Time

Printed: Sunday, January 07, 2018 11:01:02 Pacific Standard Time

Method: U:\Q4.PRO\MethDB\PFAS_FULL_80C_010618.mdb 07 Jan 2018 10:11:06

Calibration: U:\Q4.PRO\CurveDB\C18_VAL-PFAS_Q4_01-06-18_FULL.cdb 07 Jan 2018 10:46:35

Name: 180106M2_10, Date: 06-Jan-2018, Time: 18:16:26, ID: ST180106M2-1 PFC CS-2 17L2805, Description: PFC CS-2 17L2805

#	Name	CoD	CoD Flag	%RSD
1	1 PFBA	0.9983	NO	
2	2 PFPeA	0.9985	NO	
3	3 PFBS	0.9991	NO	
4	4 PFHxA	0.9993	NO	
5	5 PFHpA	0.9953	NO	
6	6 L-PFHxS	0.9967	NO	
7	8 6:2 FTS	0.9970	NO	
8	9 L-PFOA	0.9996	NO	
9	11 PFHpS	0.9992	NO	
10	12 PFNA	0.9993	NO	
11	13 PFOSA	0.9974	NO	
12	14 L-PFOS	0.9991	NO	
13	16 PFDA	0.9985	NO	
14	17 8:2 FTS	0.9945	NO	
15	18 N-MeFOSAA	0.9994	NO	
16	19 N-EtFOSAA	0.9988	NO	
17	20 PFUdA	0.9998	NO	
18	21 PFDS	0.9949	NO	
19	22 PFDoA	0.9994	NO	
20	23 N-MeFOSA	0.9931	NO	
21	24 PFTrDA	0.9979	NO	
22	25 PFTeDA	0.9988	NO	
23	26 N-EtFOSA	0.9999	NO	
24	27 PFHxDA	0.9977	NO	
25	28 PFODA	0.9994	NO	
26	29 N-MeFOSE	0.9979	NO	
27	30 N-EtFOSE	0.9982	NO	
28	31 13C3-PFBA		NO	2.451
29	32 13C3-PFPeA		NO	5.616
30	33 13C3-PFBS		NO	7.818
31	34 13C2-PFHxA		NO	4.639

Dataset: U:\Q4.PRO\results\180106M2\170106M2-CRV.qld

Last Altered: Sunday, January 07, 2018 10:46:35 Pacific Standard Time

Printed: Sunday, January 07, 2018 11:01:02 Pacific Standard Time

Name: 180106M2_10, Date: 06-Jan-2018, Time: 18:16:26, ID: ST180106M2-1 PFC CS-2 17L2805, Description: PFC CS-2 17L2805

#	Name	CoD	CoD Flag	%RSD
32	35 13C4-PFHpA		NO	7.981
33	36 18O2-PFHxS		NO	9.164
34	37 13C2-6:2 FTS		NO	12.617
35	38 13C2-PFOA		NO	5.704
36	39 13C5-PFNA		NO	5.887
37	40 13C8-PFOSA		NO	10.003
38	41 13C8-PFOS		NO	7.018
39	42 13C2-PFDA		NO	7.605
40	43 13C2-8:2 FTS		NO	18.326
41	44 d3-N-MeFOSAA		NO	10.694
42	45 d5-N-EtFOSAA		NO	8.422
43	46 13C2-PFUdA		NO	10.880
44	47 13C2-PFDoA		NO	10.723
45	48 d3-N-MeFOSA		NO	7.560
46	49 13C2-PFTeDA		NO	14.828
47	50 d5-N-ETFOSA		NO	7.452
48	51 13C2-PFHxDA		NO	12.530
49	52 d7-N-MeFOSE		NO	5.861
50	53 d9-N-EtFOSE		NO	8.978
51	54 13C4-PFBA		NO	0.000
52	55 13C5-PFHxA		NO	0.000
53	56 13C3-PFHxS		NO	0.000
54	57 13C8-PFOA		NO	0.000
55	58 13C9-PFNA		NO	0.000
56	59 13C4-PFOS		NO	0.000
57	60 13C6-PFDA		NO	0.000
58	61 13C7-PFUdA		NO	0.000

Dataset: Untitled

Last Altered: Sunday, January 07, 2018 11:28:23 Pacific Standard Time

Printed: Sunday, January 07, 2018 11:29:09 Pacific Standard Time

Method: U:\Q4.PRO\MethDB\PFAS_FULL_80C_010618.mdb 07 Jan 2018 10:38:07

Calibration: U:\Q4.PRO\CurveDB\C18_VAL-PFAS_Q4_01-06-18_FULL.cdb 07 Jan 2018 10:46:35

Compound name: PFBA

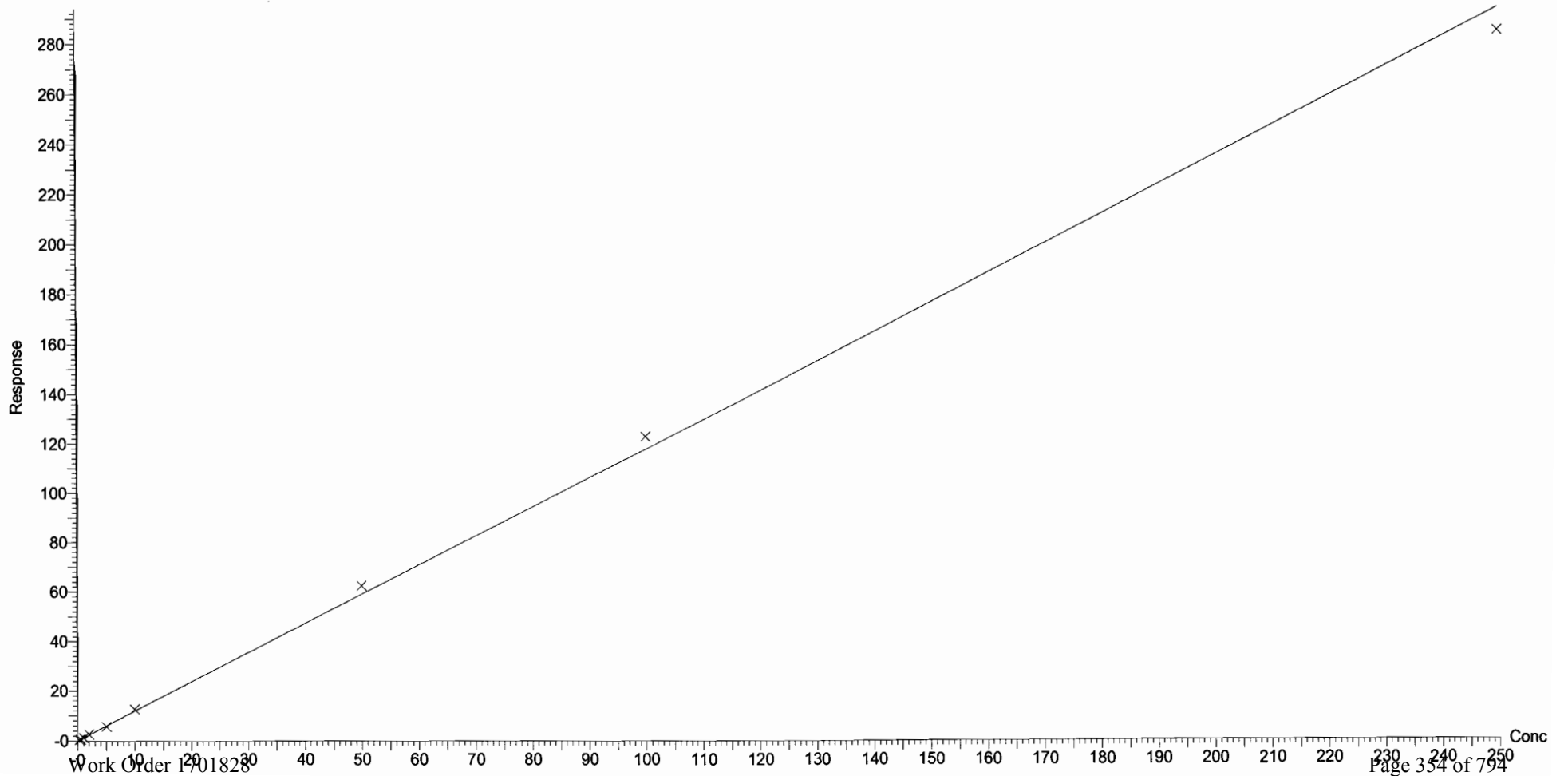
	Name	ID	Acq.Date	Acq.Time
1	180106M2_10	ST180106M2-1 PFC CS-2 17L2805	06-Jan-18	18:16:26
2	180106M2_11	ST180106M2-2 PFC CS-1 17L2806	06-Jan-18	18:27:34
3	180106M2_12	ST180106M2-3 PFC CS0 17L2807	06-Jan-18	18:38:45
4	180106M2_13	ST180106M2-4 PFC CS1 17L2808	06-Jan-18	18:49:55
5	180106M2_14	ST180106M2-5 PFC CS2 17L2809	06-Jan-18	19:01:07
6	180106M2_15	ST180106M2-6 PFC CS3 17L2810	06-Jan-18	19:12:17
7	180106M2_16	ST180106M2-7 PFC CS4 17L2811	06-Jan-18	19:23:27
8	180106M2_17	ST180106M2-8 PFC CS5 17L2812	06-Jan-18	19:34:38
9	180106M2_18	ST180106M2-9 PFC CS6 17L2816	06-Jan-18	19:45:49
10	180106M2_19	ST180106M2-10 PFC CS7 17L2817	06-Jan-18	19:57:00
11	180106M2_20	IPA	06-Jan-18	20:08:11
12	180106M2_21	ICV180106M2-1 PFC ICV 17L2804	06-Jan-18	20:19:21

Dataset: U:\Q4.PRO\results\180106M2\170106M2-CRV.qld

Last Altered: Sunday, January 07, 2018 10:46:35 Pacific Standard Time
Printed: Sunday, January 07, 2018 10:58:38 Pacific Standard Time

Method: U:\Q4.PRO\MethDB\PFAS_FULL_80C_010618.mdb 07 Jan 2018 10:11:06
Calibration: U:\Q4.PRO\CurveDB\IC18_VAL-PFAS_Q4_01-06-18_FULL.cdb 07 Jan 2018 10:46:35

Compound name: PFBA
Correlation coefficient: $r = 0.999174$, $r^2 = 0.998349$
Calibration curve: $1.17524 * x + 0.0396325$
Response type: Internal Std (Ref 31), Area * (IS Conc. / IS Area)
Curve type: Linear, Origin: Include, Weighting: 1/x, Axis trans: None



Dataset: U:\Q4.PRO\results\180106M2\170106M2-CRV.qld

Last Altered: Sunday, January 07, 2018 10:46:35 Pacific Standard Time

Printed: Sunday, January 07, 2018 10:58:38 Pacific Standard Time

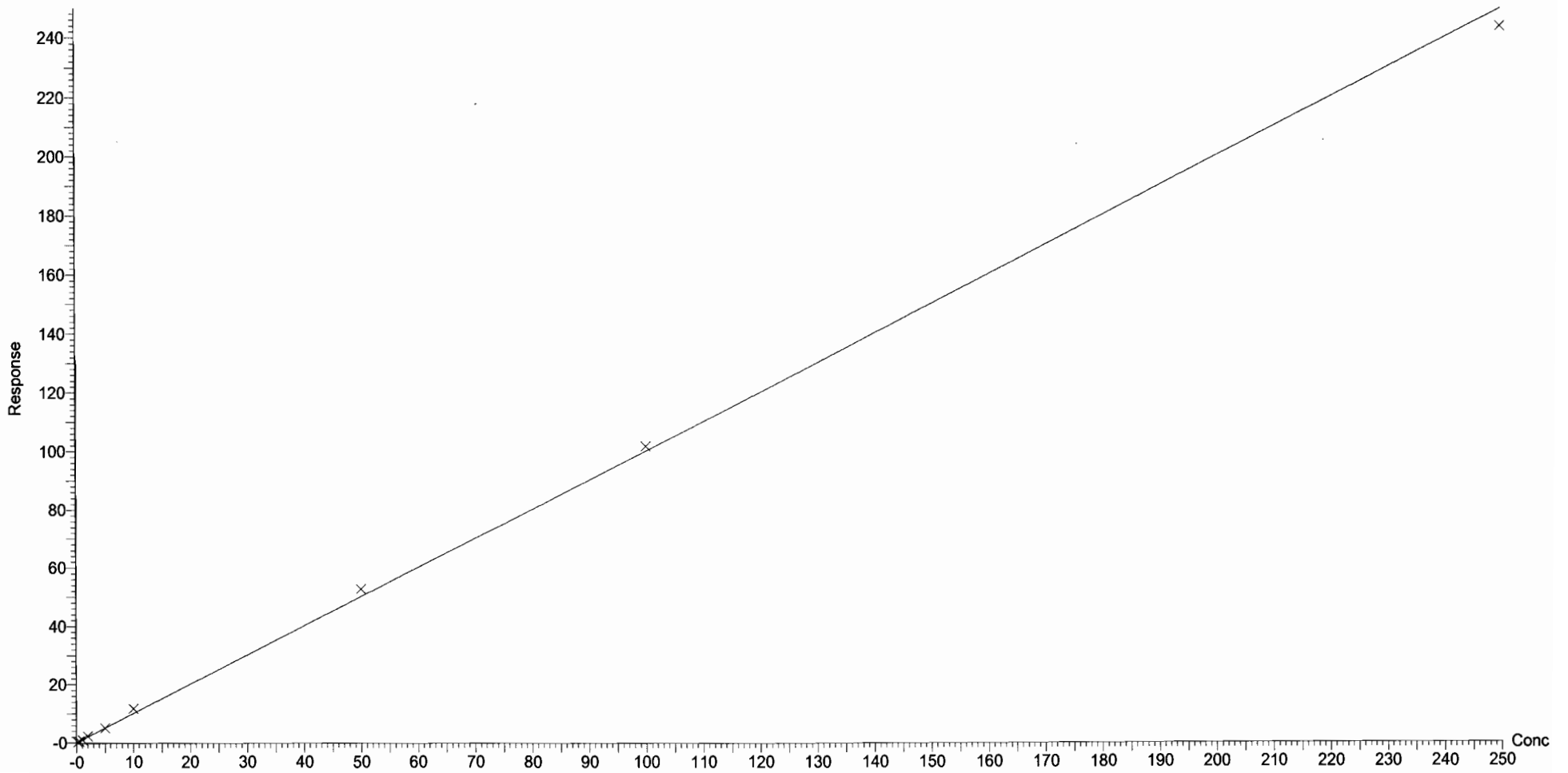
Compound name: PFPeA

Correlation coefficient: $r = 0.999237$, $r^2 = 0.998475$

Calibration curve: $0.998687 * x + 0.116516$

Response type: Internal Std (Ref 32), Area * (IS Conc. / IS Area)

Curve type: Linear, Origin: Exclude, Weighting: 1/x, Axis trans: None



Dataset: U:\Q4.PRO\results\180106M2\170106M2-CRV.qld

Last Altered: Sunday, January 07, 2018 10:46:35 Pacific Standard Time

Printed: Sunday, January 07, 2018 10:58:38 Pacific Standard Time

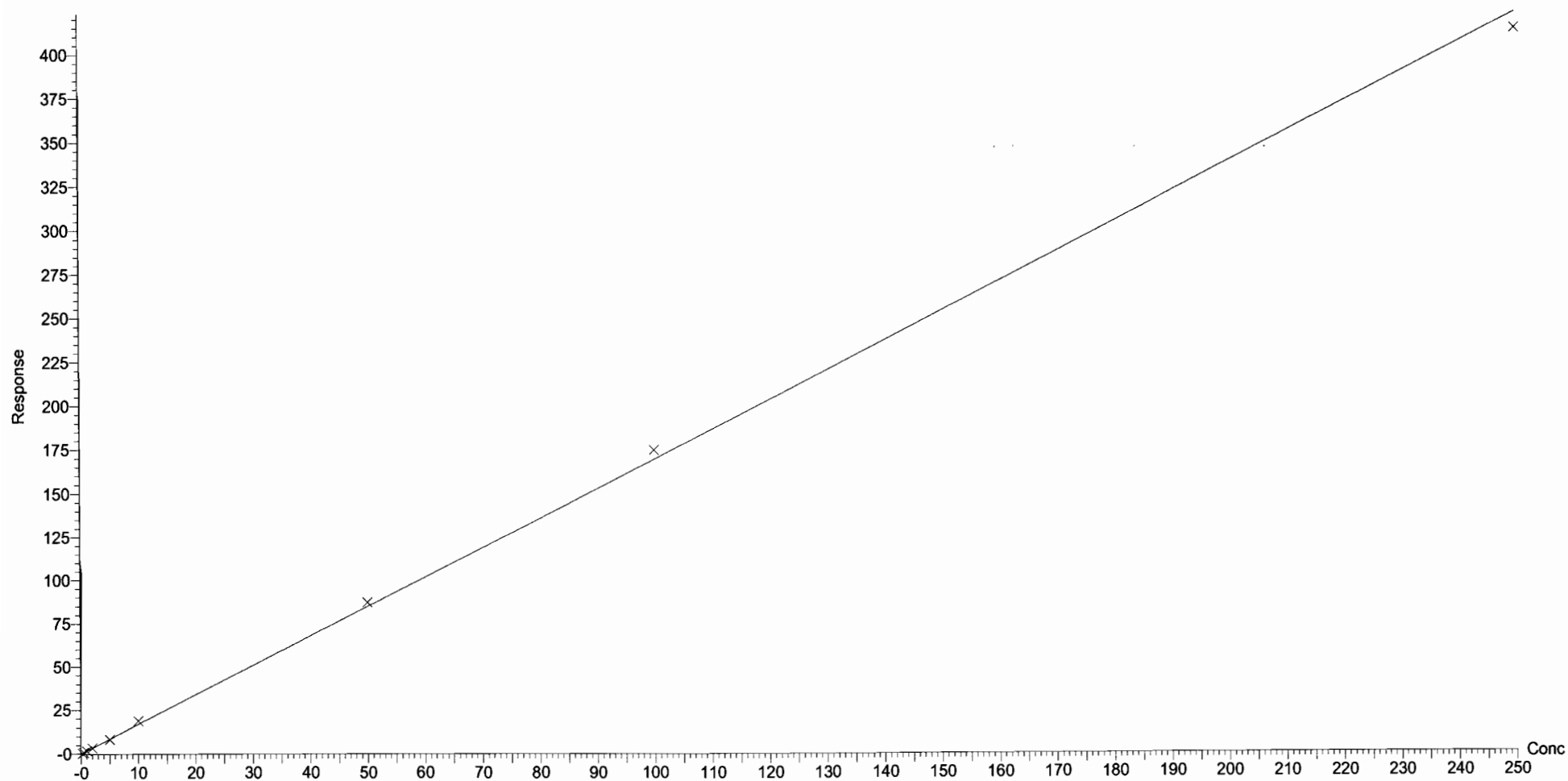
Compound name: PFBS

Correlation coefficient: $r = 0.999535$, $r^2 = 0.999070$

Calibration curve: $1.6926 * x + -0.0410764$

Response type: Internal Std (Ref 33), Area * (IS Conc. / IS Area)

Curve type: Linear, Origin: Exclude, Weighting: 1/x, Axis trans: None



Dataset: U:\Q4.PRO\results\180106M2\170106M2-CRV.qld

Last Altered: Sunday, January 07, 2018 10:46:35 Pacific Standard Time

Printed: Sunday, January 07, 2018 10:58:38 Pacific Standard Time

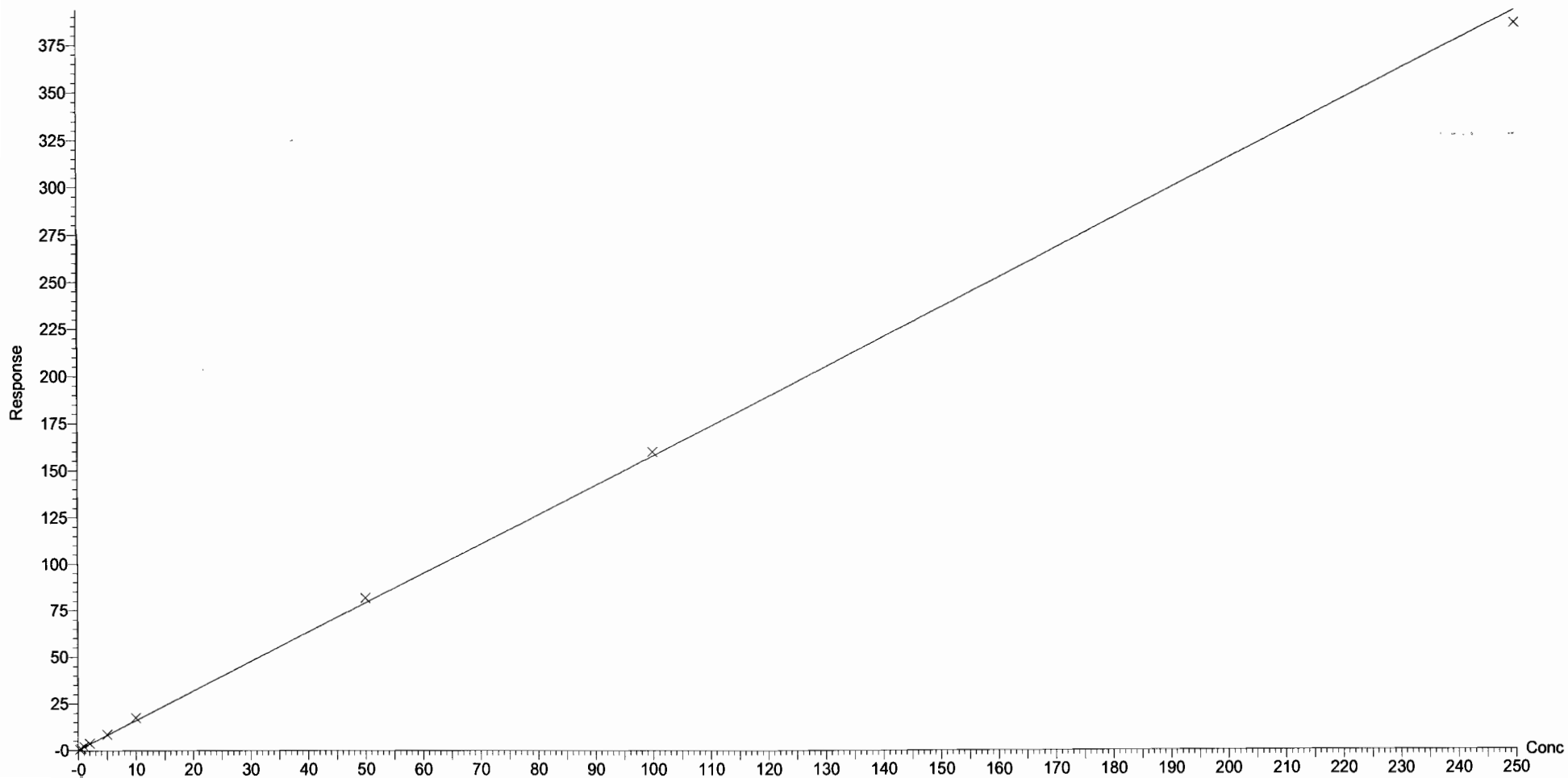
Compound name: PFHxA

Correlation coefficient: $r = 0.999628$, $r^2 = 0.999256$

Calibration curve: $1.57319 * x + 0.243822$

Response type: Internal Std (Ref 34), Area * (IS Conc. / IS Area)

Curve type: Linear, Origin: Exclude, Weighting: 1/x, Axis trans: None



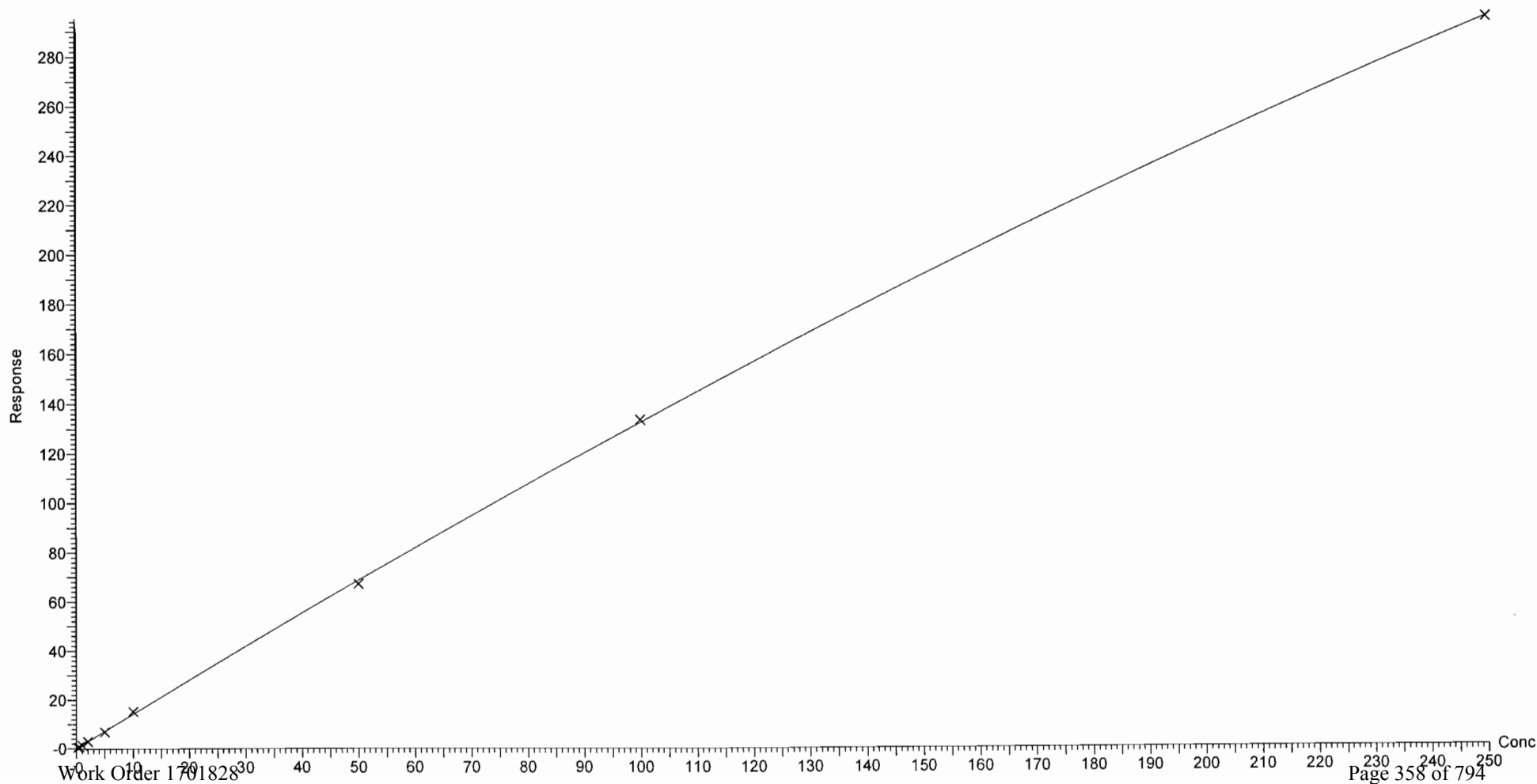
Dataset: U:\Q4.PRO\results\180106M2\170106M2-CRV.qld

Last Altered: Sunday, January 07, 2018 11:33:08 Pacific Standard Time

Printed: Sunday, January 07, 2018 11:34:35 Pacific Standard Time

Method: U:\Q4.PRO\MethDB\PFAS_FULL_80C_010618.mdb 07 Jan 2018 10:11:06
Calibration: U:\Q4.PRO\CurveDB\C18_VAL-PFAS_Q4_01-06-18_FULL.cdb 07 Jan 2018 11:33:08

Compound name: PFHpA
Coefficient of Determination: $R^2 = 0.999720$
Calibration curve: $-0.000952947 * x^2 + 1.41847 * x + 0.0430541$
Response type: Internal Std (Ref 35), Area * (IS Conc. / IS Area)
Curve type: 2nd Order, Origin: Exclude, Weighting: 1/x, Axis trans: None



Dataset: U:\Q4.PRO\results\180106M2\170106M2-CRV.qld

Last Altered: Sunday, January 07, 2018 10:46:35 Pacific Standard Time

Printed: Sunday, January 07, 2018 10:58:38 Pacific Standard Time

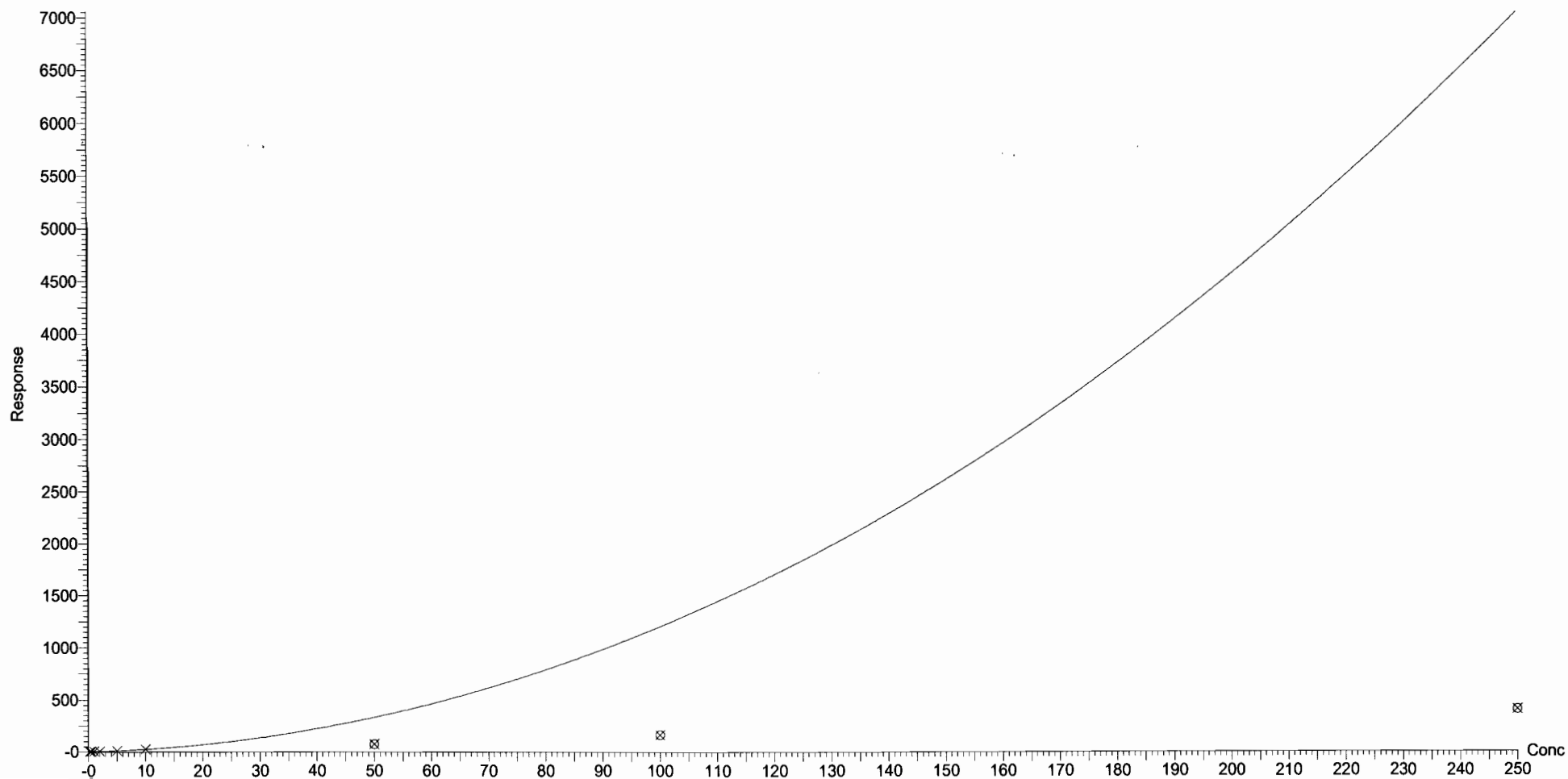
Compound name: L-PFHxS

Coefficient of Determination: $R^2 = 0.996696$

Calibration curve: $0.108104 * x^2 + 1.18905 * x + 0.233067$

Response type: Internal Std (Ref 36), Area * (IS Conc. / IS Area)

Curve type: 2nd Order, Origin: Exclude, Weighting: 1/x, Axis trans: None



Dataset: U:\Q4.PRO\results\180106M2\170106M2-CRV.qld

Last Altered: Sunday, January 07, 2018 10:46:35 Pacific Standard Time

Printed: Sunday, January 07, 2018 10:58:38 Pacific Standard Time

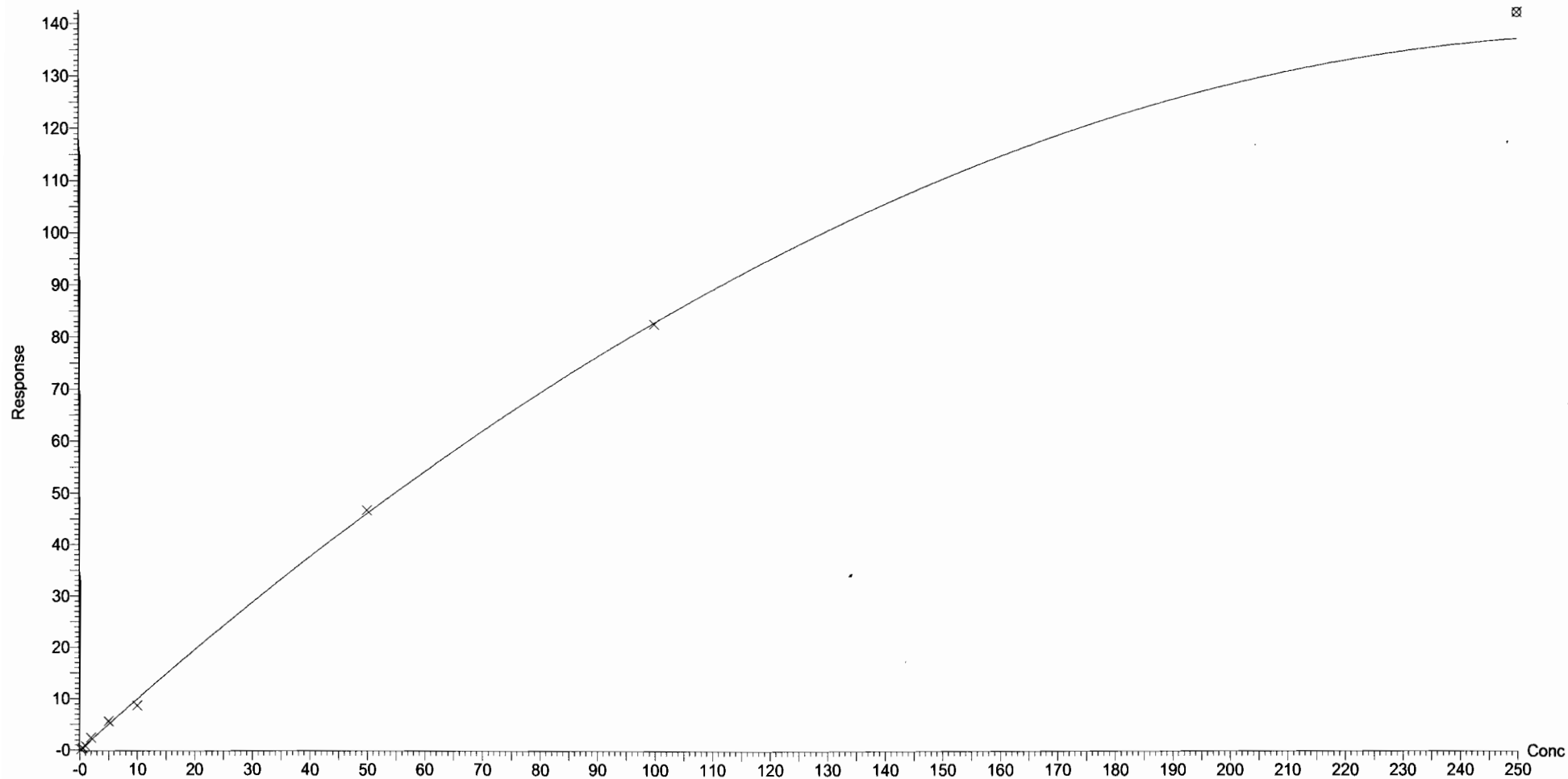
Compound name: 6:2 FTS

Coefficient of Determination: $R^2 = 0.996999$

Calibration curve: $-0.00185663 * x^2 + 1.01448 * x + -0.0342429$

Response type: Internal Std (Ref 37), Area * (IS Conc. / IS Area)

Curve type: 2nd Order, Origin: Exclude, Weighting: 1/x, Axis trans: None



Dataset: U:\Q4.PRO\results\180106M2\170106M2-CRV.qld

Last Altered: Sunday, January 07, 2018 10:46:35 Pacific Standard Time

Printed: Sunday, January 07, 2018 10:58:38 Pacific Standard Time

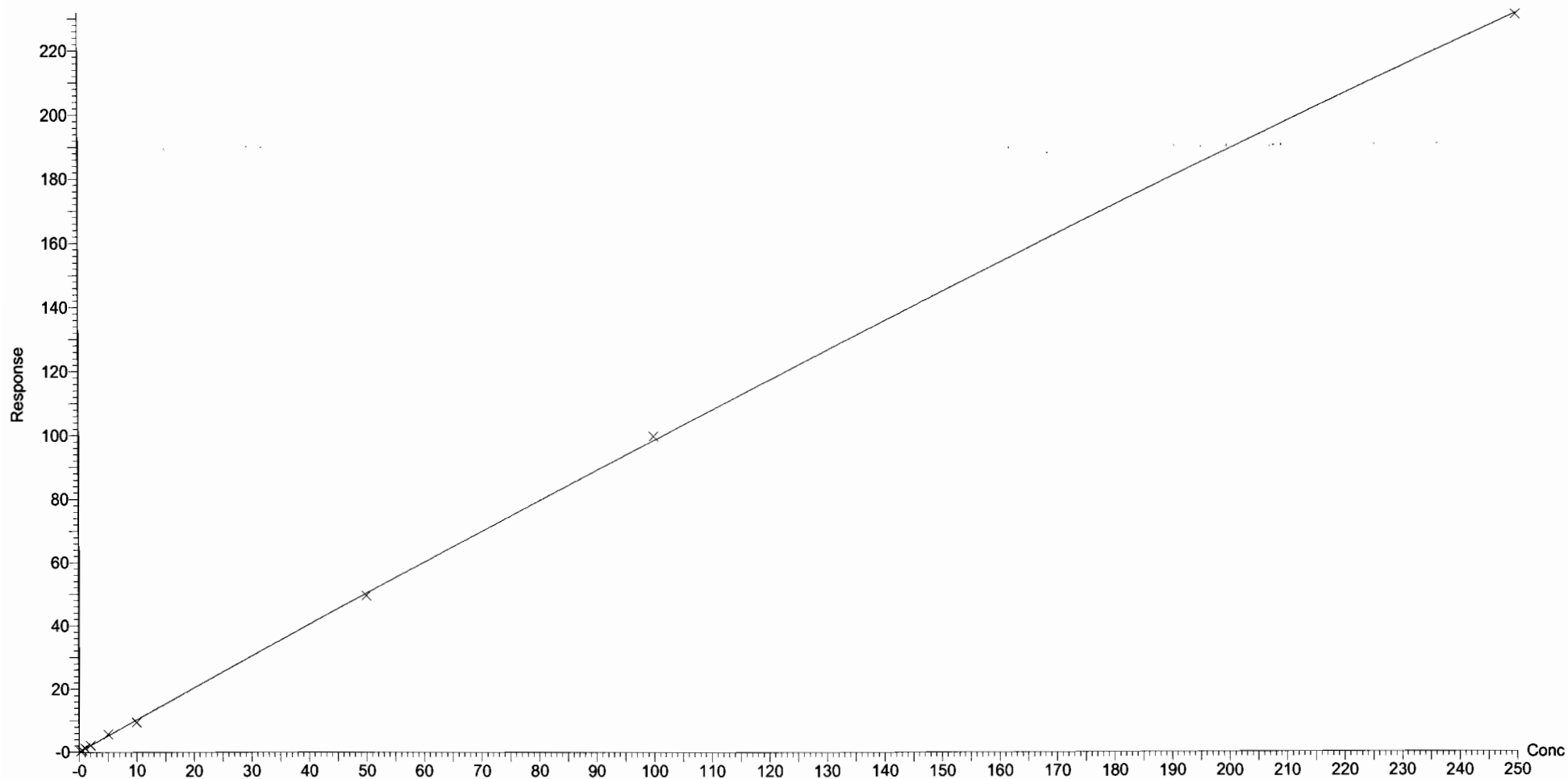
Compound name: L-PFOA

Coefficient of Determination: $R^2 = 0.999601$

Calibration curve: $-0.00037823 * x^2 + 1.02178 * x + 0.0481287$

Response type: Internal Std (Ref 38), Area * (IS Conc. / IS Area)

Curve type: 2nd Order, Origin: Exclude, Weighting: 1/x, Axis trans: None



Dataset: U:\Q4.PRO\results\180106M2\170106M2-CRV.qld

Last Altered: Sunday, January 07, 2018 10:46:35 Pacific Standard Time

Printed: Sunday, January 07, 2018 10:58:38 Pacific Standard Time

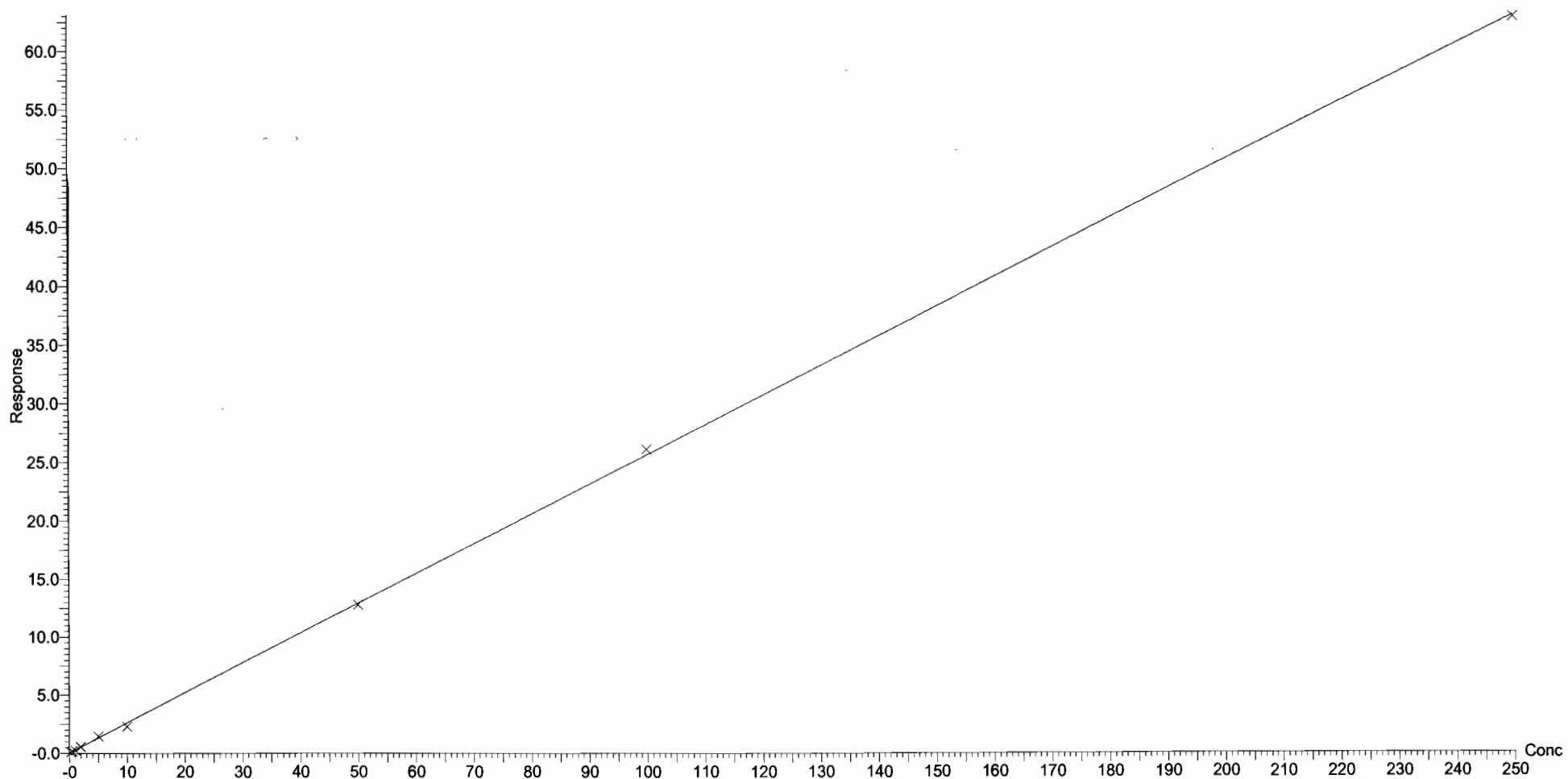
Compound name: PFHpS

Coefficient of Determination: $R^2 = 0.999197$

Calibration curve: $-2.47706e-005 * x^2 + 0.258541 * x + 0.0203458$

Response type: Internal Std (Ref 38), Area * (IS Conc. / IS Area)

Curve type: 2nd Order, Origin: Exclude, Weighting: 1/x, Axis trans: None



Dataset: U:\Q4.PRO\results\180106M2\170106M2-CRV.qld

Last Altered: Sunday, January 07, 2018 10:46:35 Pacific Standard Time

Printed: Sunday, January 07, 2018 10:58:38 Pacific Standard Time

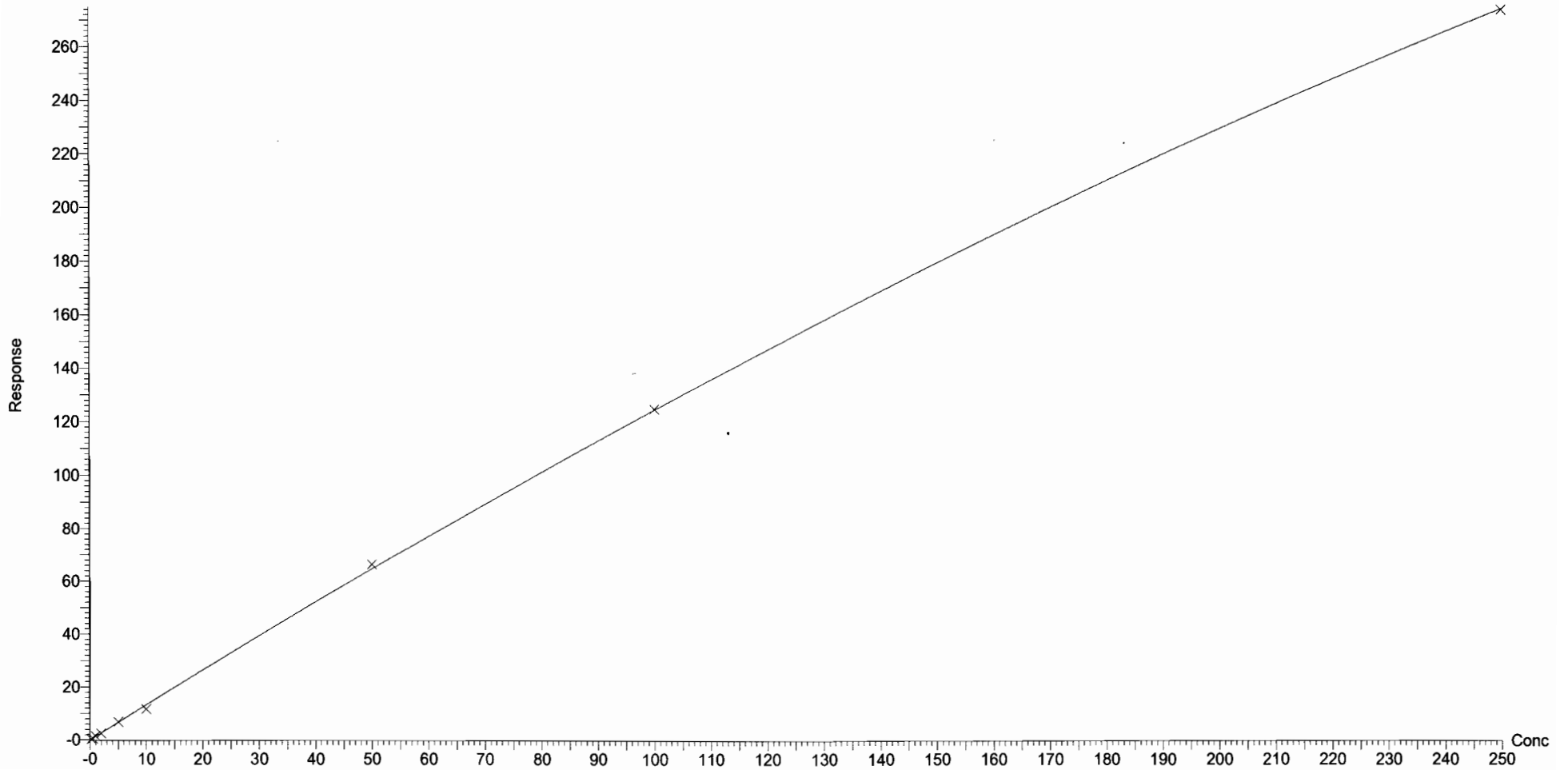
Compound name: PFNA

Coefficient of Determination: $R^2 = 0.999338$

Calibration curve: $-0.000979067 * x^2 + 1.34389 * x + -0.0821876$

Response type: Internal Std (Ref 39), Area * (IS Conc. / IS Area)

Curve type: 2nd Order, Origin: Exclude, Weighting: 1/x, Axis trans: None



Dataset: U:\Q4.PRO\results\180106M2\170106M2-CRV.qld

Last Altered: Sunday, January 07, 2018 10:46:35 Pacific Standard Time

Printed: Sunday, January 07, 2018 10:58:38 Pacific Standard Time

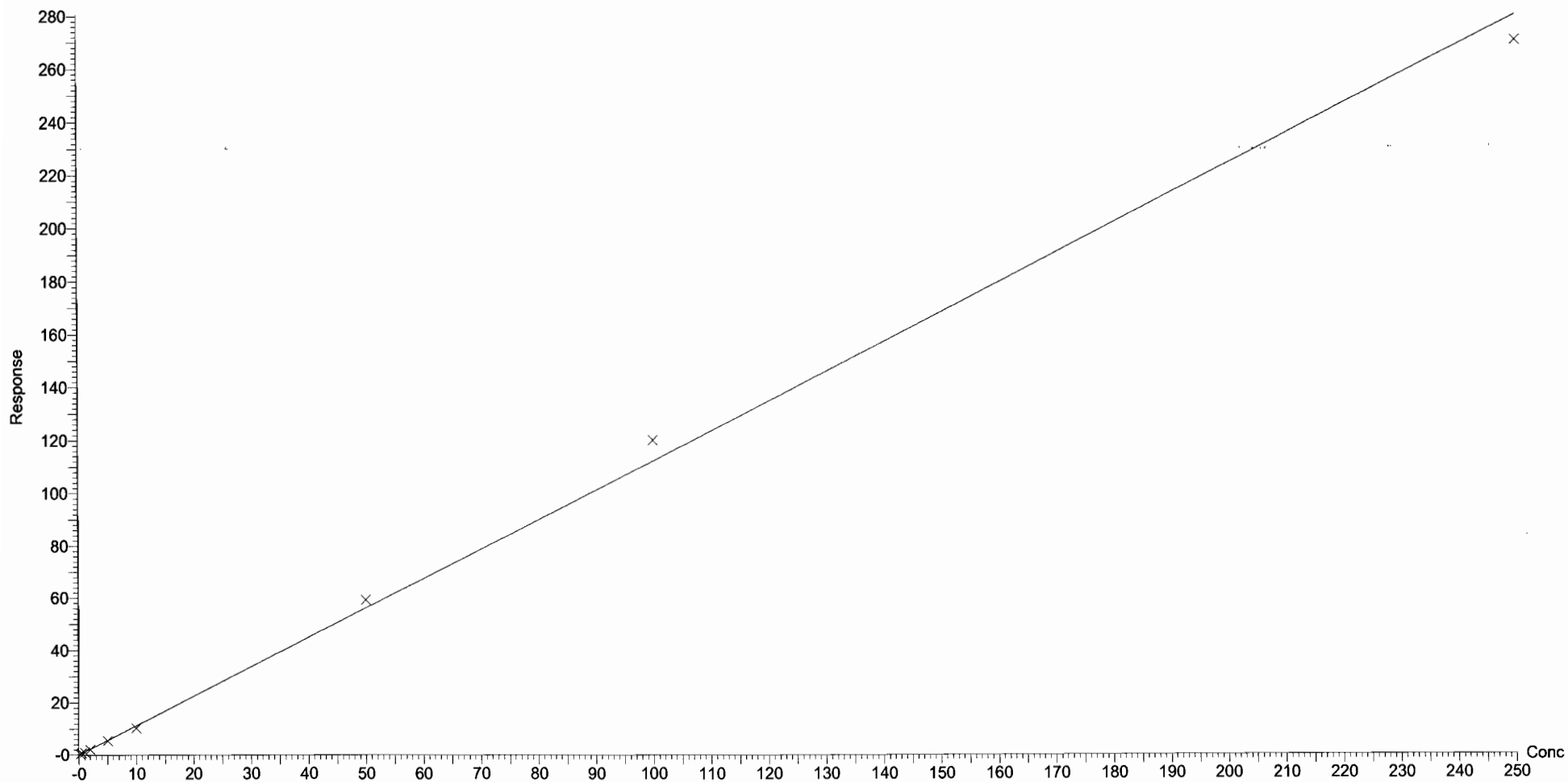
Compound name: PFOSA

Correlation coefficient: $r = 0.998719$, $r^2 = 0.997440$

Calibration curve: $1.12275 * x + -0.0202444$

Response type: Internal Std (Ref 40), Area * (IS Conc. / IS Area)

Curve type: Linear, Origin: Exclude, Weighting: 1/x, Axis trans: None



Dataset: U:\Q4.PRO\results\180106M2\170106M2-CRV.qld

Last Altered: Sunday, January 07, 2018 10:46:35 Pacific Standard Time

Printed: Sunday, January 07, 2018 10:58:38 Pacific Standard Time

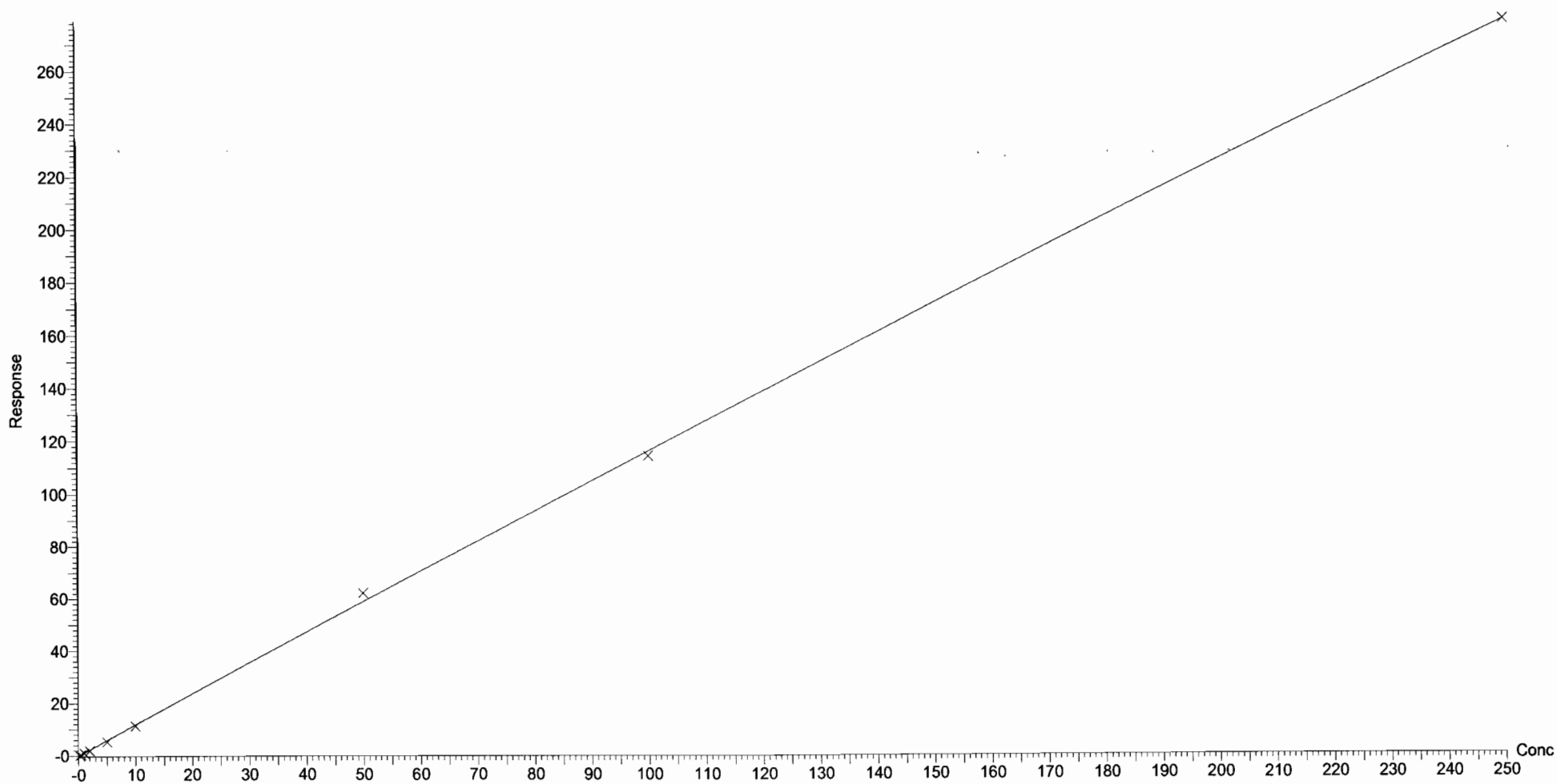
Compound name: L-PFOS

Coefficient of Determination: $R^2 = 0.999061$

Calibration curve: $-0.000310415 * x^2 + 1.19297 * x + -0.137291$

Response type: Internal Std (Ref 41), Area * (IS Conc. / IS Area)

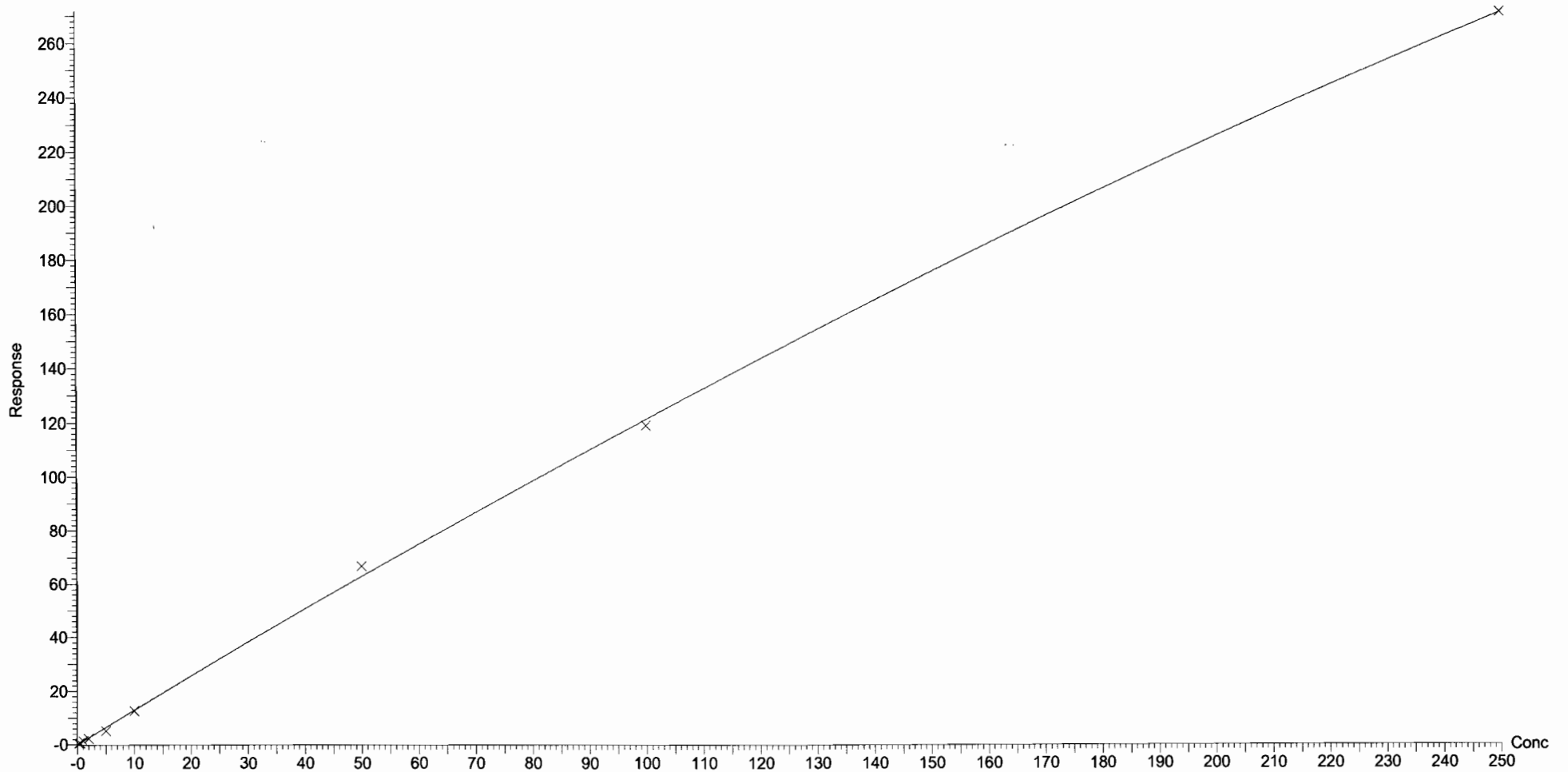
Curve type: 2nd Order, Origin: Include, Weighting: 1/x, Axis trans: None



Dataset: U:\Q4.PRO\results\180106M2\170106M2-CRV.qld

Last Altered: Sunday, January 07, 2018 10:46:35 Pacific Standard Time
Printed: Sunday, January 07, 2018 10:58:38 Pacific Standard Time

Compound name: PFDA
Coefficient of Determination: $R^2 = 0.998498$
Calibration curve: $-0.000844695 * x^2 + 1.29746 * x + 0.0206785$
Response type: Internal Std (Ref 42), Area * (IS Conc. / IS Area)
Curve type: 2nd Order, Origin: Exclude, Weighting: 1/x, Axis trans: None



Dataset: U:\Q4.PRO\results\180106M2\170106M2-CRV.qld

Last Altered: Sunday, January 07, 2018 10:46:35 Pacific Standard Time

Printed: Sunday, January 07, 2018 10:58:38 Pacific Standard Time

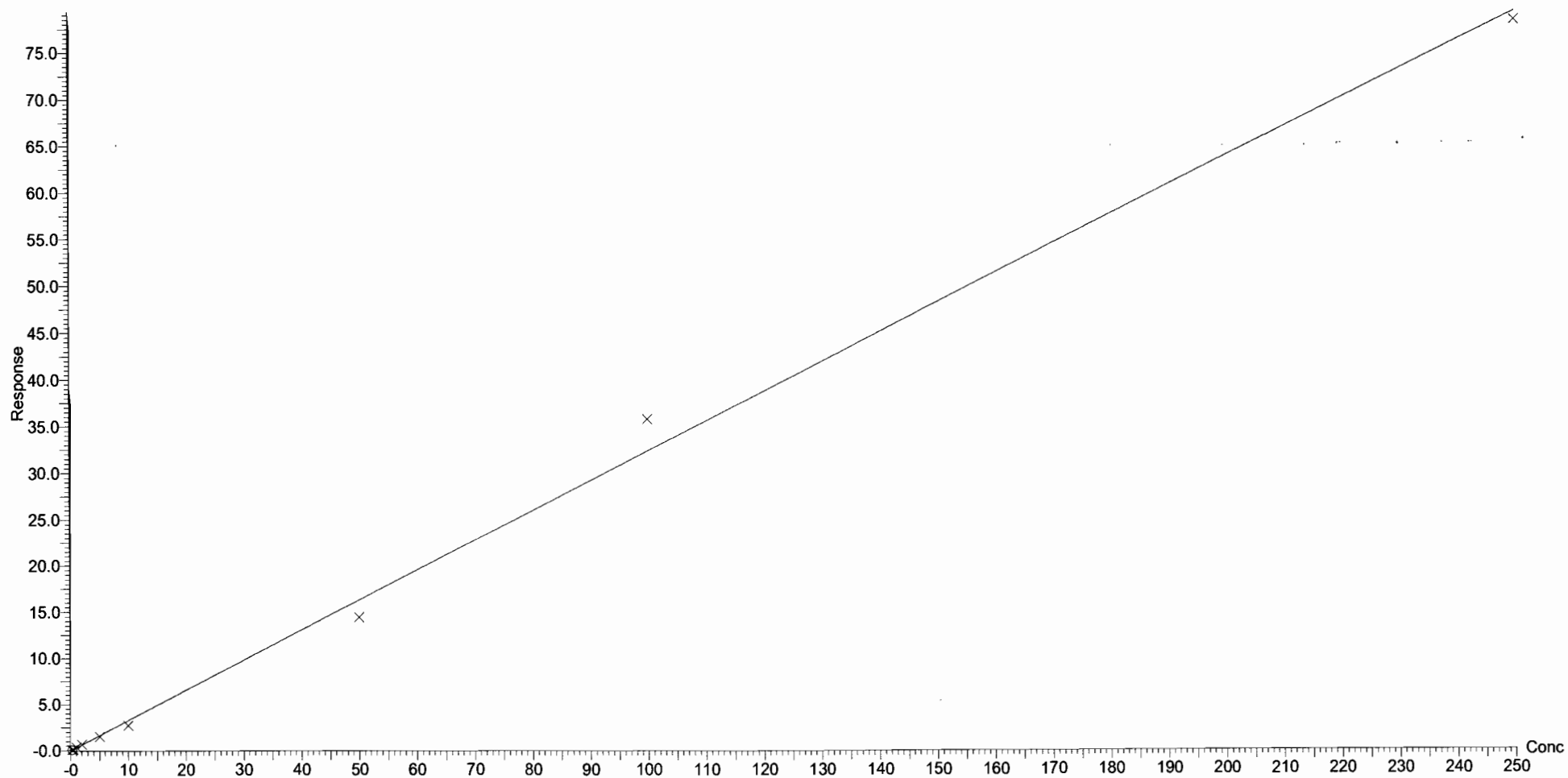
Compound name: 8:2 FTS

Coefficient of Determination: $R^2 = 0.994490$

Calibration curve: $-4.19517e-005 * x^2 + 0.327982 * x + -0.0346652$

Response type: Internal Std (Ref 42), Area * (IS Conc. / IS Area)

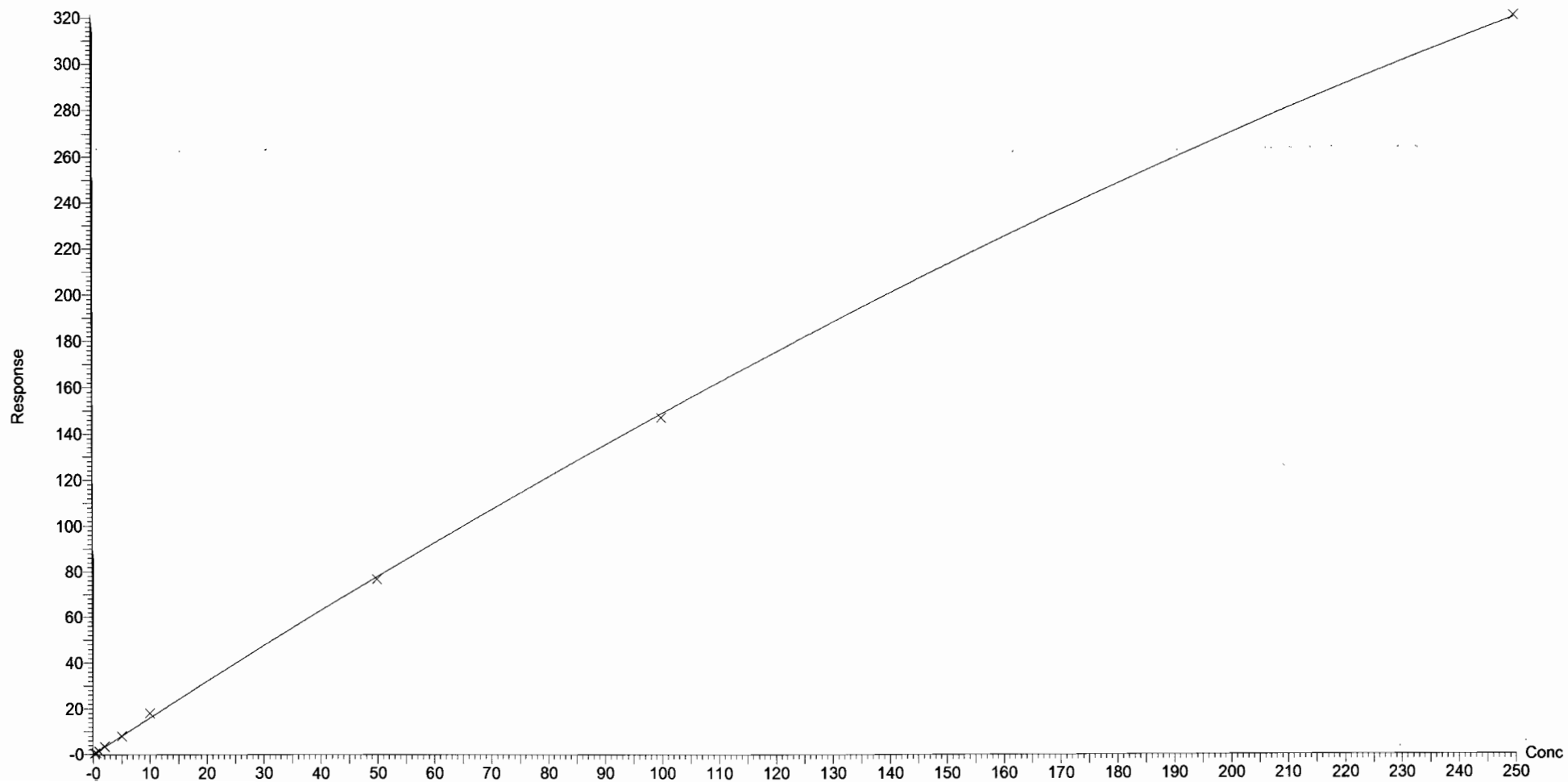
Curve type: 2nd Order, Origin: Include, Weighting: 1/x, Axis trans: None



Dataset: U:\Q4.PRO\results\180106M2\170106M2-CRV.qld

Last Altered: Sunday, January 07, 2018 10:46:35 Pacific Standard Time
Printed: Sunday, January 07, 2018 10:58:38 Pacific Standard Time

Compound name: N-MeFOSAA
Coefficient of Determination: $R^2 = 0.999358$
Calibration curve: $-0.00136533 * x^2 + 1.6231 * x + -0.0288951$
Response type: Internal Std (Ref 44), Area * (IS Conc. / IS Area)
Curve type: 2nd Order, Origin: Include, Weighting: 1/x, Axis trans: None



Dataset: U:\Q4.PRO\results\180106M2\170106M2-CRV.qld

Last Altered: Sunday, January 07, 2018 10:46:35 Pacific Standard Time

Printed: Sunday, January 07, 2018 10:58:38 Pacific Standard Time

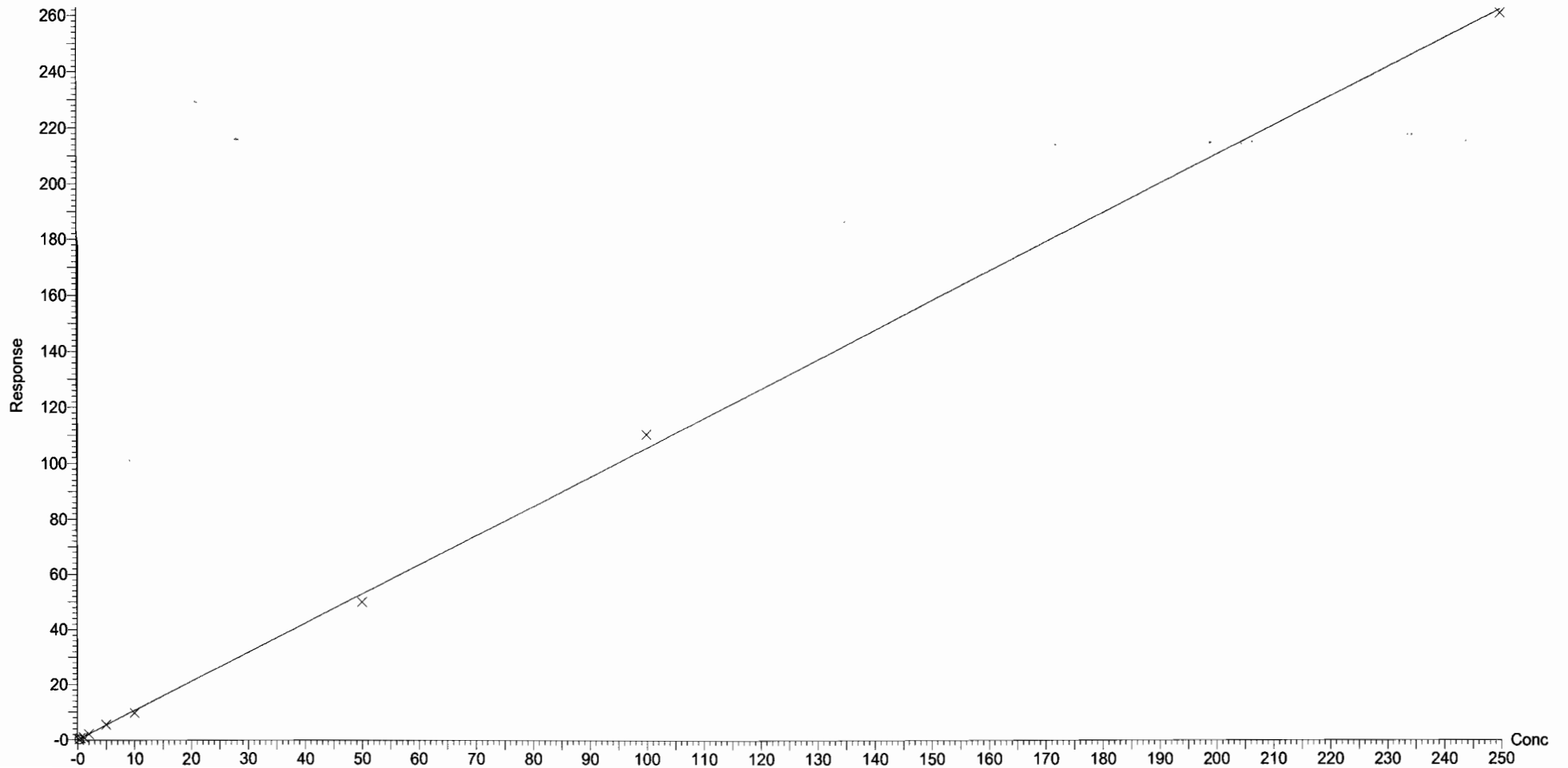
Compound name: N-EtFOSAA

Coefficient of Determination: $R^2 = 0.998830$

Calibration curve: $-2.37168e-005 * x^2 + 1.05738 * x + 0.0150726$

Response type: Internal Std (Ref 45), Area * (IS Conc. / IS Area)

Curve type: 2nd Order, Origin: Include, Weighting: 1/x, Axis trans: None



Dataset: U:\Q4.PRO\results\180106M2\170106M2-CRV.qld

Last Altered: Sunday, January 07, 2018 10:46:35 Pacific Standard Time

Printed: Sunday, January 07, 2018 10:58:38 Pacific Standard Time

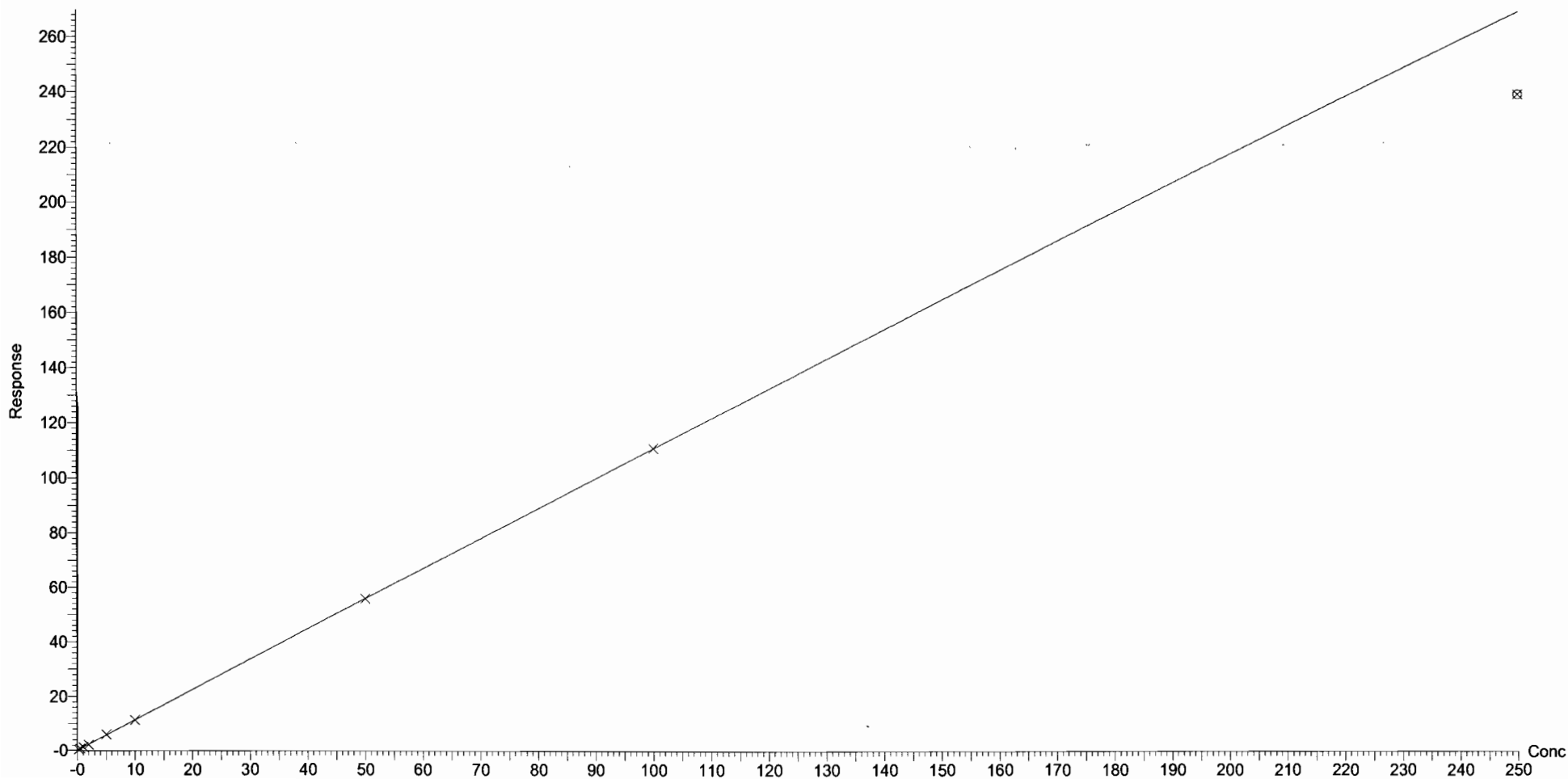
Compound name: PFUDa

Coefficient of Determination: $R^2 = 0.999779$

Calibration curve: $-0.00018381 * x^2 + 1.12525 * x + 0.122533$

Response type: Internal Std (Ref 46), Area * (IS Conc. / IS Area)

Curve type: 2nd Order, Origin: Exclude, Weighting: 1/x, Axis trans: None



Dataset: U:\Q4.PRO\results\180106M2\170106M2-CRV.qld

Last Altered: Sunday, January 07, 2018 10:46:35 Pacific Standard Time

Printed: Sunday, January 07, 2018 10:58:38 Pacific Standard Time

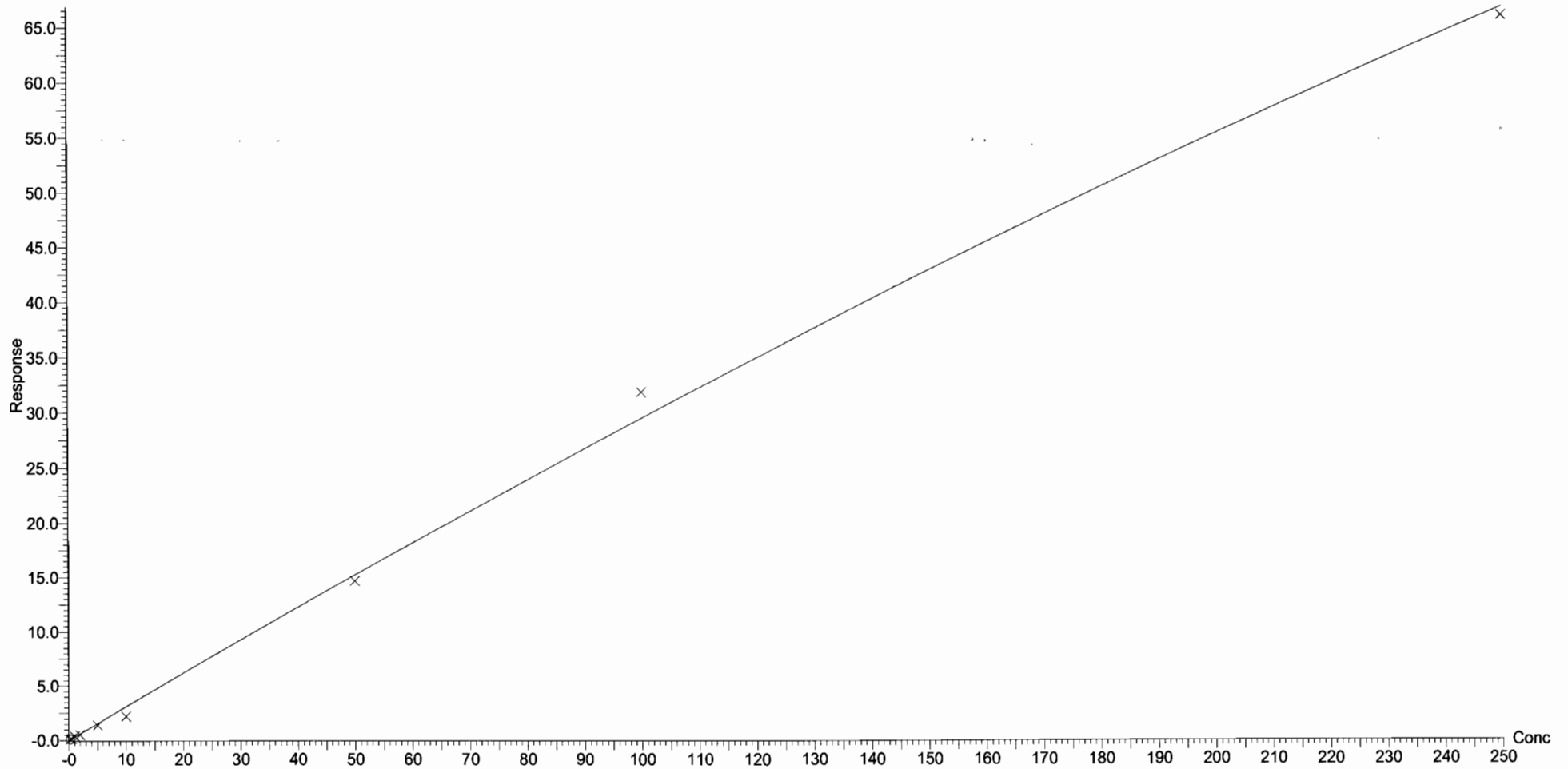
Compound name: PFDS

Coefficient of Determination: $R^2 = 0.994924$

Calibration curve: $-0.00018476 * x^2 + 0.31369 * x + -0.0153344$

Response type: Internal Std (Ref 46), Area * (IS Conc. / IS Area)

Curve type: 2nd Order, Origin: Exclude, Weighting: 1/x, Axis trans: None



Dataset: U:\Q4.PRO\results\180106M2\170106M2-CRV.qld

Last Altered: Sunday, January 07, 2018 10:46:35 Pacific Standard Time

Printed: Sunday, January 07, 2018 10:58:38 Pacific Standard Time

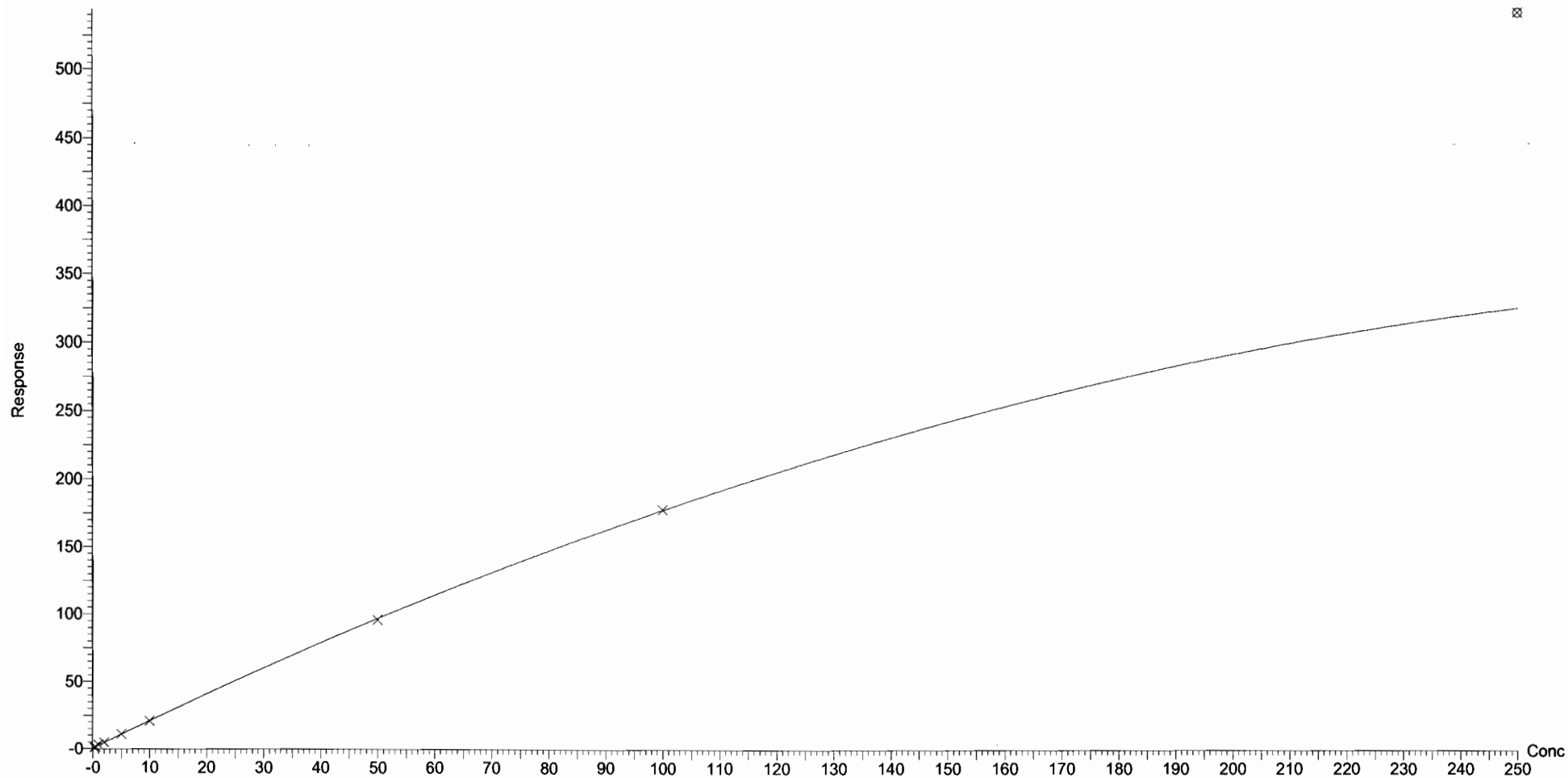
Compound name: PFDoA

Coefficient of Determination: $R^2 = 0.999363$

Calibration curve: $-0.00312549 * x^2 + 2.08335 * x + 0.438154$

Response type: Internal Std (Ref 47), Area * (IS Conc. / IS Area)

Curve type: 2nd Order, Origin: Exclude, Weighting: 1/x, Axis trans: None

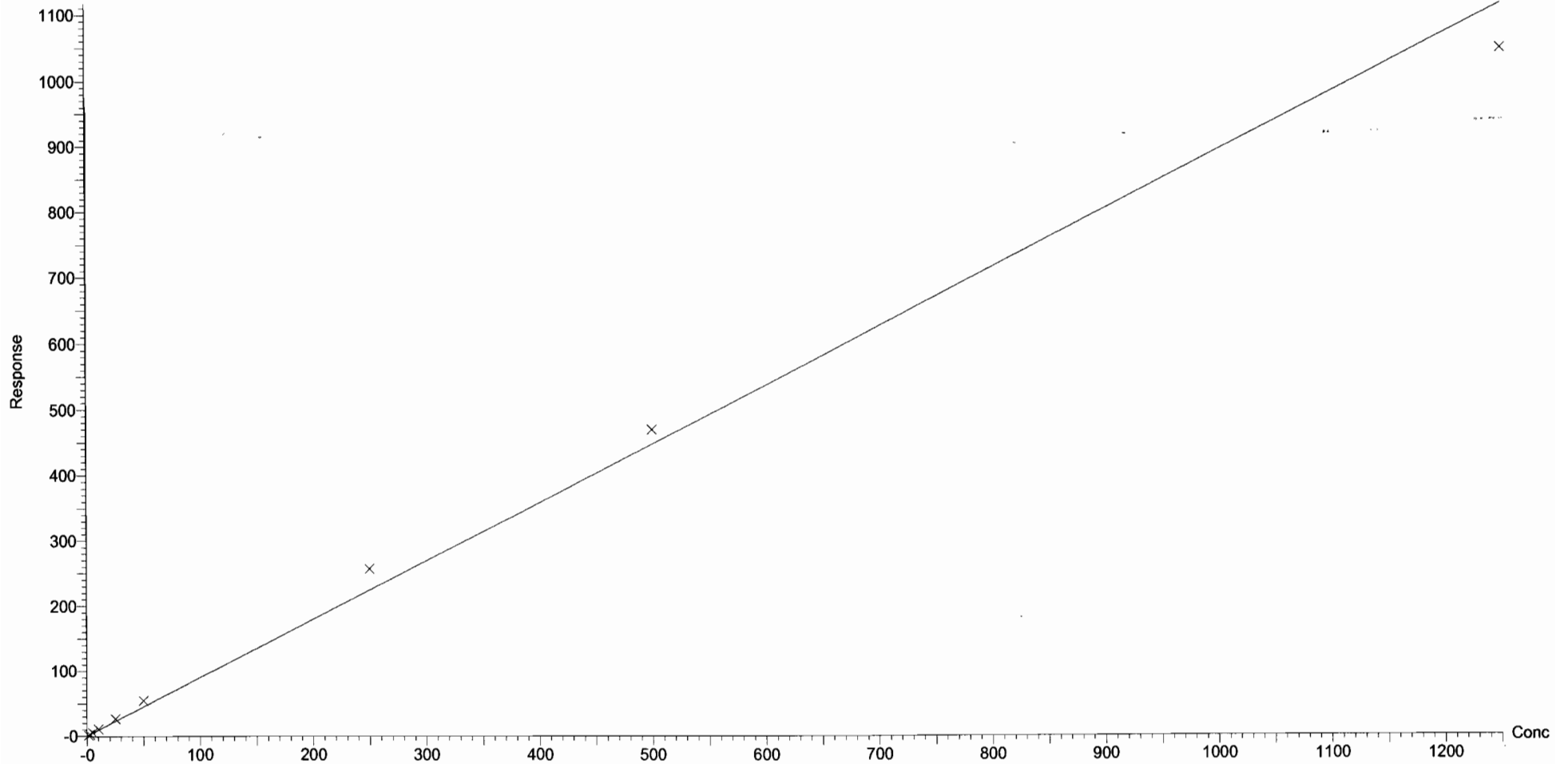


Dataset: U:\Q4.PRO\results\180106M2\170106M2-CRV.qld

Last Altered: Sunday, January 07, 2018 10:46:35 Pacific Standard Time

Printed: Sunday, January 07, 2018 10:58:38 Pacific Standard Time

Compound name: N-MeFOSA
Correlation coefficient: $r = 0.996524$, $r^2 = 0.993061$
Calibration curve: $0.893361 * x + 0.557202$
Response type: Internal Std (Ref 48), Area * (IS Conc. / IS Area)
Curve type: Linear, Origin: Include, Weighting: 1/x, Axis trans: None



Dataset: U:\Q4.PRO\results\180106M2\170106M2-CRV.qld

Last Altered: Sunday, January 07, 2018 10:46:35 Pacific Standard Time

Printed: Sunday, January 07, 2018 10:58:38 Pacific Standard Time

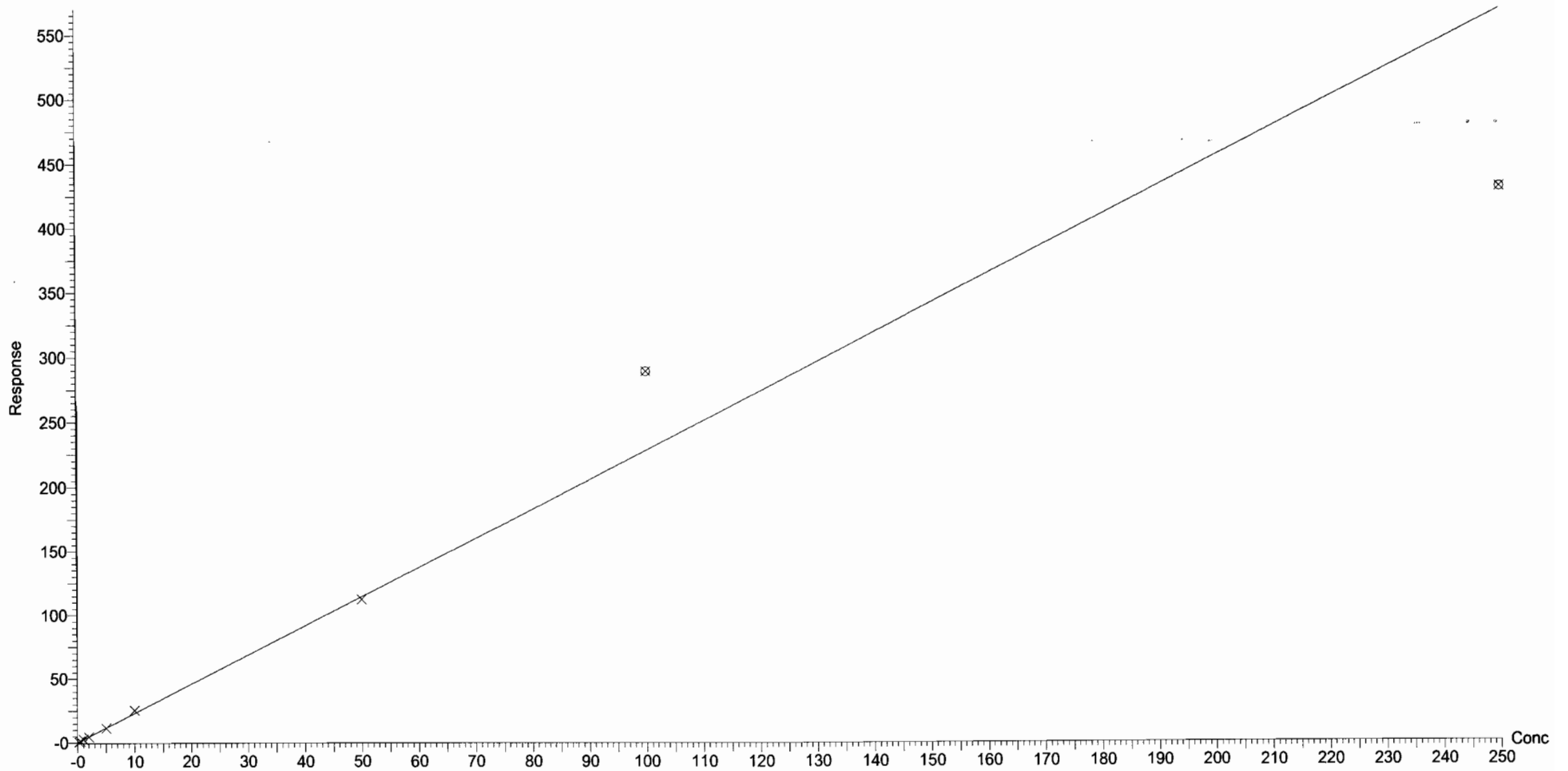
Compound name: PFT_rDA

Correlation coefficient: $r = 0.998941$, $r^2 = 0.997883$

Calibration curve: $2.27696 * x + 0.247179$

Response type: Internal Std (Ref 47), Area * (IS Conc. / IS Area)

Curve type: Linear, Origin: Exclude, Weighting: 1/x, Axis trans: None



Dataset: U:\Q4.PRO\results\180106M2\170106M2-CRV.qld

Last Altered: Sunday, January 07, 2018 10:46:35 Pacific Standard Time

Printed: Sunday, January 07, 2018 10:58:38 Pacific Standard Time

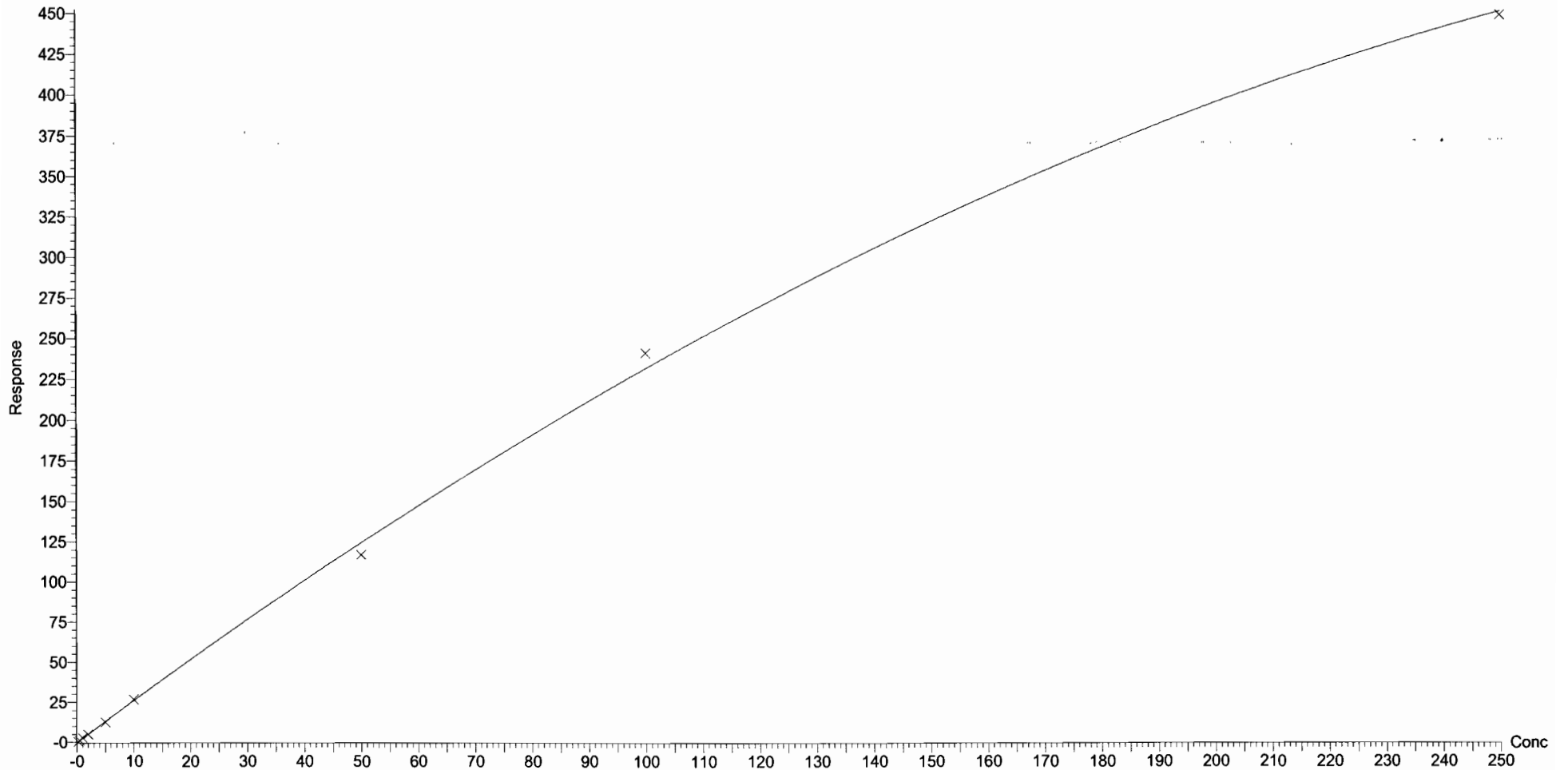
Compound name: PFTeDA

Coefficient of Determination: $R^2 = 0.998773$

Calibration curve: $-0.00340524 * x^2 + 2.661 * x + -0.187863$

Response type: Internal Std (Ref 49), Area * (IS Conc. / IS Area)

Curve type: 2nd Order, Origin: Exclude, Weighting: 1/x, Axis trans: None



Dataset: U:\Q4.PRO\results\180106M2\170106M2-CRV.qld

Last Altered: Sunday, January 07, 2018 10:46:35 Pacific Standard Time

Printed: Sunday, January 07, 2018 10:58:38 Pacific Standard Time

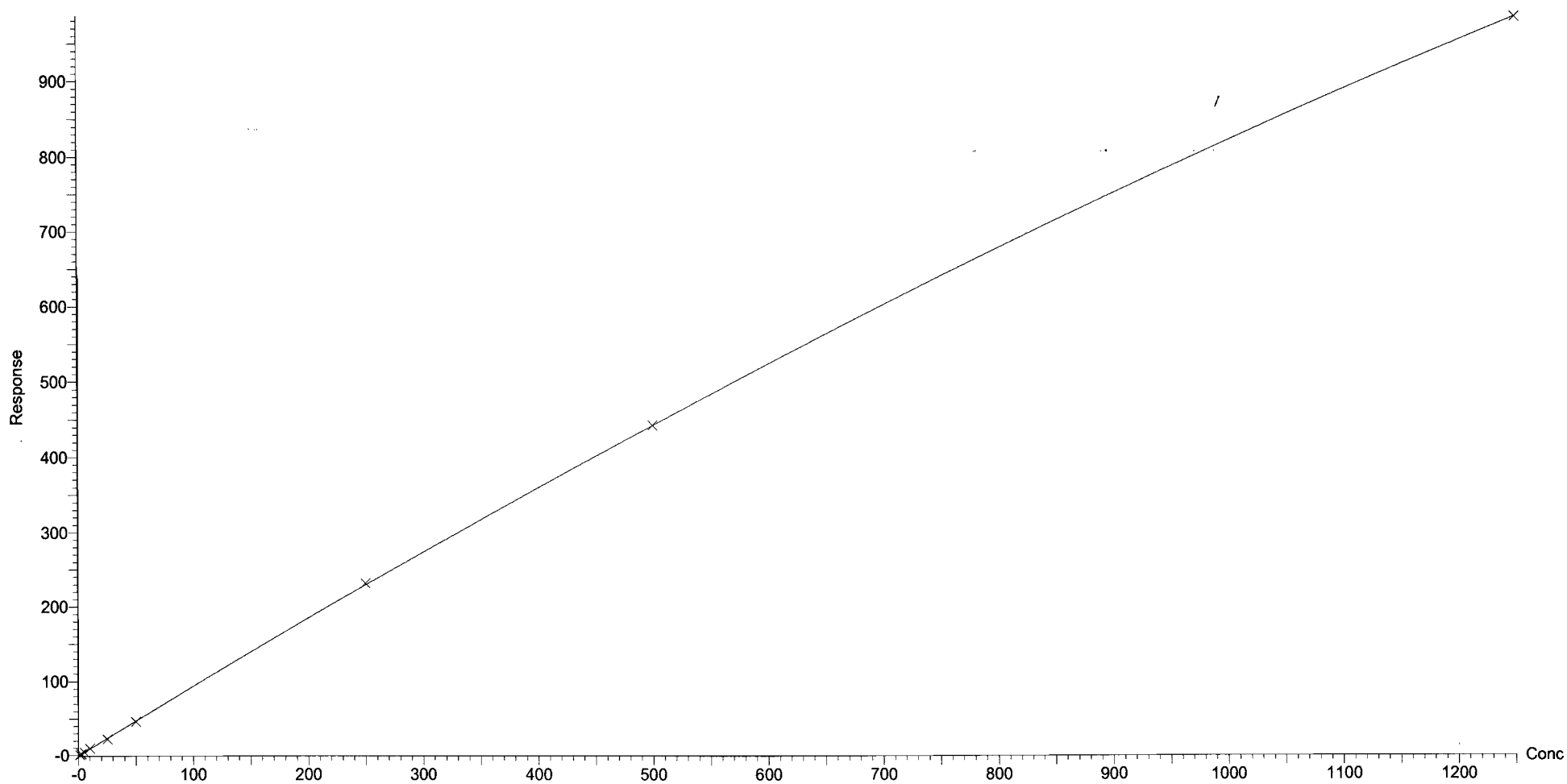
Compound name: N-EtFOSA

Coefficient of Determination: $R^2 = 0.999915$

Calibration curve: $-0.00012889 * x^2 + 0.950556 * x + -0.220942$

Response type: Internal Std (Ref 50), Area * (IS Conc. / IS Area)

Curve type: 2nd Order, Origin: Exclude, Weighting: 1/x, Axis trans: None



Dataset: U:\Q4.PRO\results\180106M2\170106M2-CRV.qld

Last Altered: Sunday, January 07, 2018 10:46:35 Pacific Standard Time

Printed: Sunday, January 07, 2018 10:58:38 Pacific Standard Time

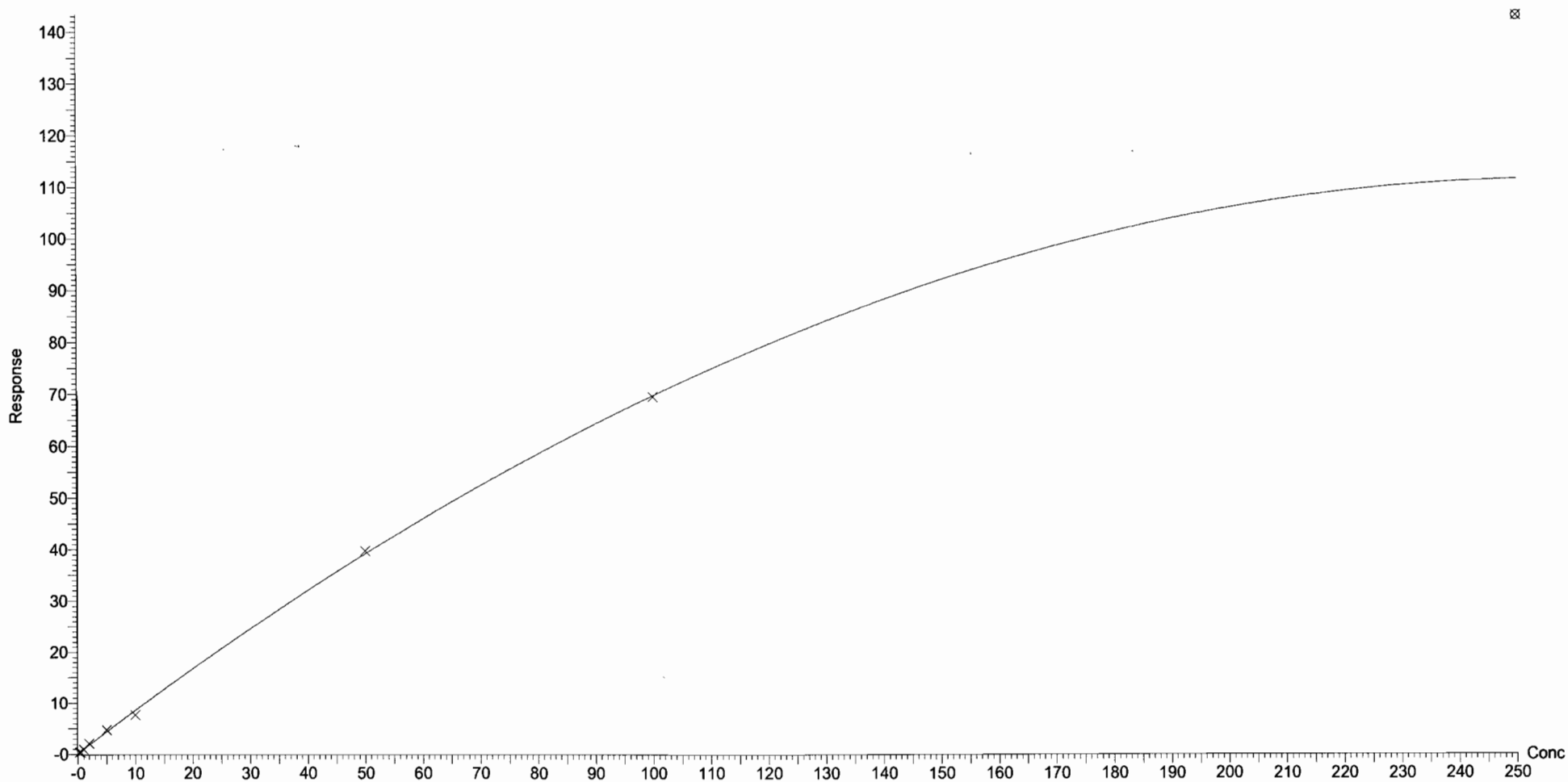
Compound name: PFHxDA

Coefficient of Determination: $R^2 = 0.997719$

Calibration curve: $-0.00167037 * x^2 + 0.863631 * x + 0.118444$

Response type: Internal Std (Ref 51), Area * (IS Conc. / IS Area)

Curve type: 2nd Order, Origin: Exclude, Weighting: 1/x, Axis trans: None



Dataset: U:\Q4.PRO\results\180106M2\170106M2-CRV.qld

Last Altered: Sunday, January 07, 2018 10:46:35 Pacific Standard Time

Printed: Sunday, January 07, 2018 10:58:38 Pacific Standard Time

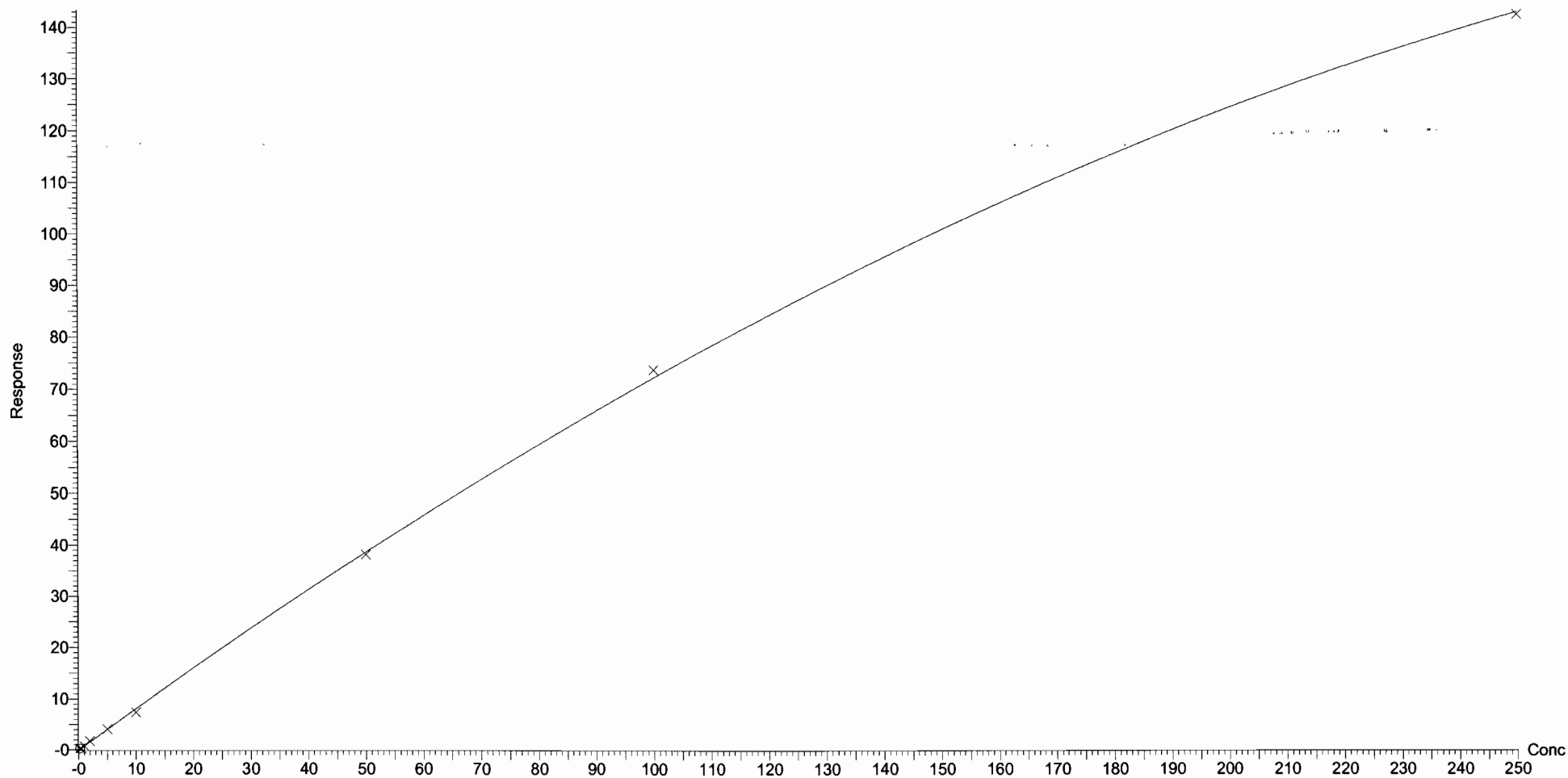
Compound name: PFODA

Coefficient of Determination: $R^2 = 0.999447$

Calibration curve: $-0.000999776 * x^2 + 0.823227 * x + -0.0535498$

Response type: Internal Std (Ref 51), Area * (IS Conc. / IS Area)

Curve type: 2nd Order, Origin: Include, Weighting: 1/x, Axis trans: None

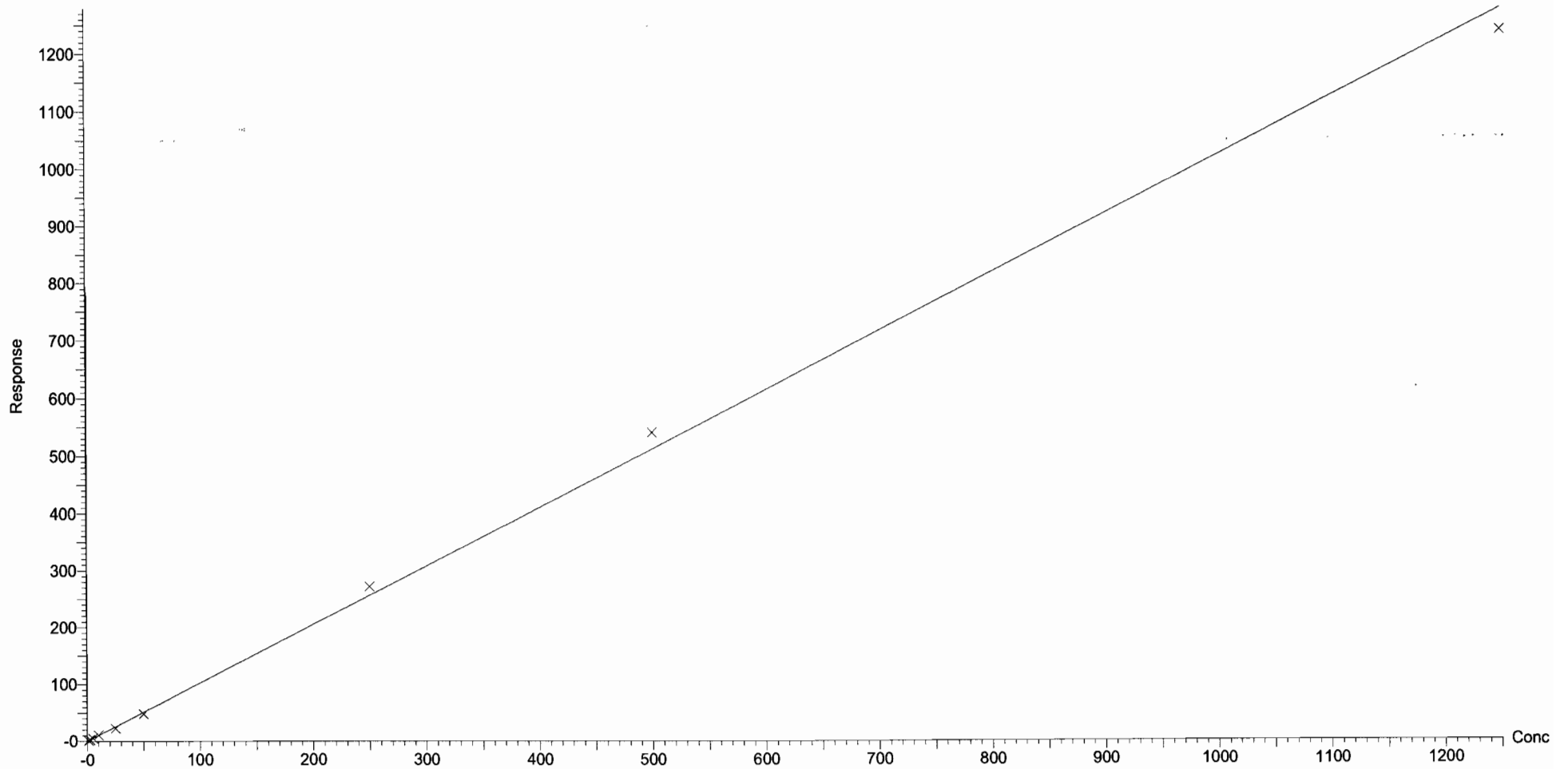


Dataset: U:\Q4.PRO\results\180106M2\170106M2-CRV.qld

Last Altered: Sunday, January 07, 2018 10:46:35 Pacific Standard Time

Printed: Sunday, January 07, 2018 10:58:38 Pacific Standard Time

Compound name: N-MeFOSE
Correlation coefficient: $r = 0.998969$, $r^2 = 0.997939$
Calibration curve: $1.02317 * x + -0.0510644$
Response type: Internal Std (Ref 52), Area * (IS Conc. / IS Area)
Curve type: Linear, Origin: Exclude, Weighting: 1/x, Axis trans: None



Dataset: U:\Q4.PRO\results\180106M2\170106M2-CRV.qld

Last Altered: Sunday, January 07, 2018 10:46:35 Pacific Standard Time

Printed: Sunday, January 07, 2018 10:58:38 Pacific Standard Time

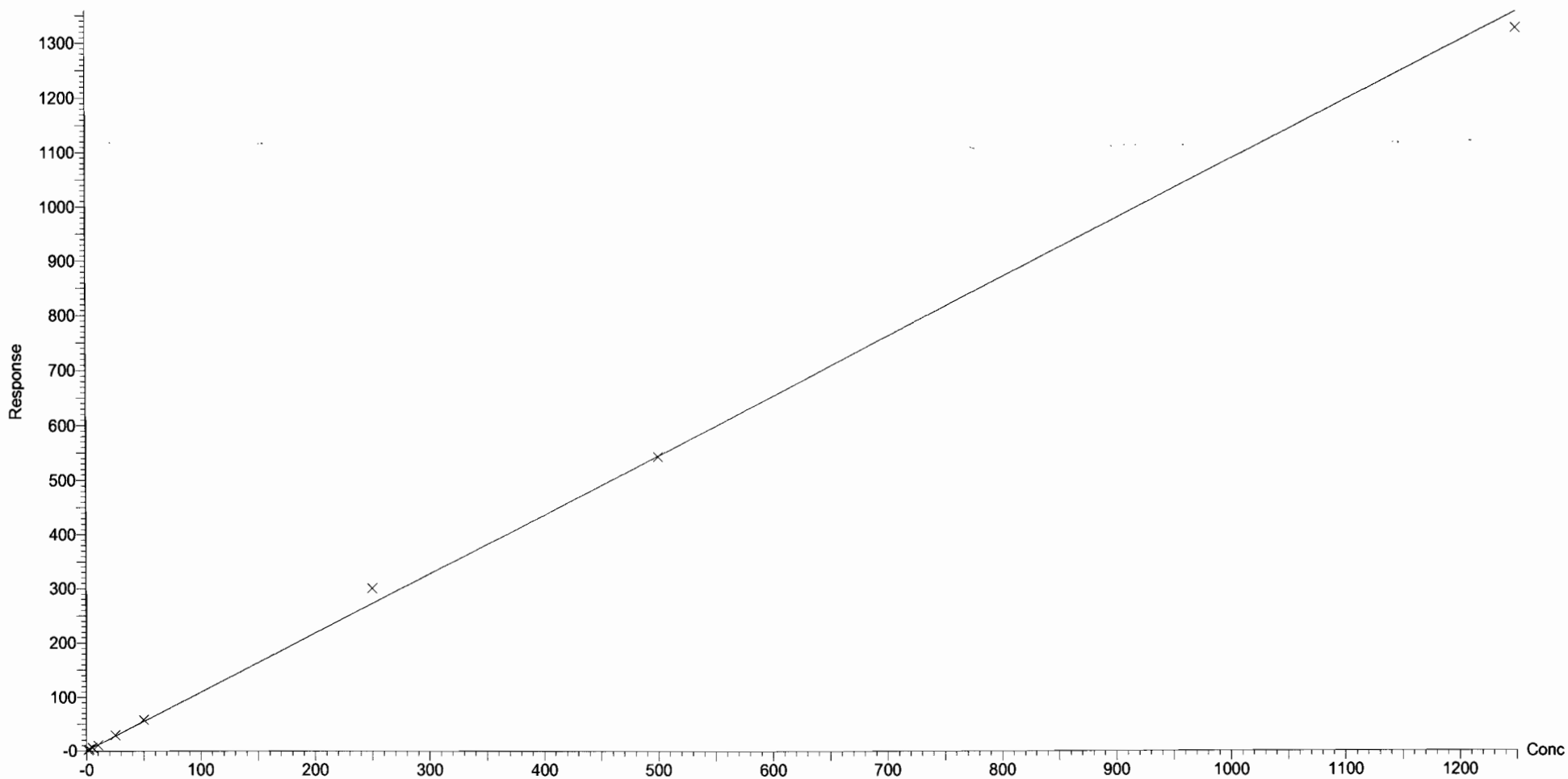
Compound name: N-EtFOSE

Correlation coefficient: $r = 0.999110$, $r^2 = 0.998221$

Calibration curve: $1.08685 * x + 0.377635$

Response type: Internal Std (Ref 53), Area * (IS Conc. / IS Area)

Curve type: Linear, Origin: Exclude, Weighting: 1/x, Axis trans: None

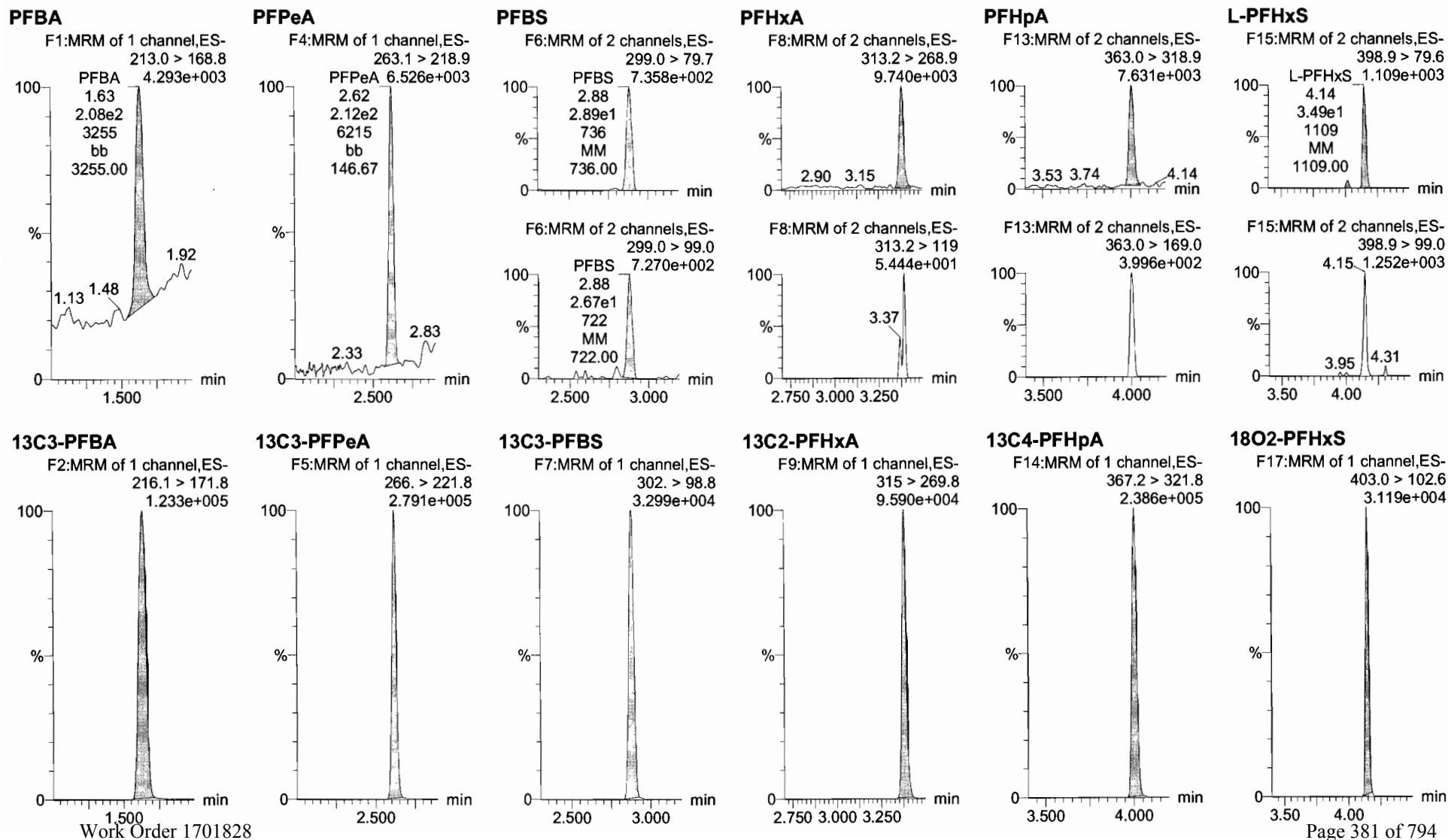


Dataset: U:\Q4.PRO\results\180106M2\170106M2-CRV.qld

Last Altered: Sunday, January 07, 2018 10:46:35 Pacific Standard Time
Printed: Sunday, January 07, 2018 10:47:02 Pacific Standard Time

Method: U:\Q4.PRO\MethDB\PFAS_FULL_80C_010618.mdb 07 Jan 2018 10:11:06
Calibration: U:\Q4.PRO\CurveDB\C18_VAL-PFAS_Q4_01-06-18_FULL.cdb 07 Jan 2018 10:46:35

Name: 180106M2_10, Date: 06-Jan-2018, Time: 18:16:26, ID: ST180106M2-1 PFC CS-2 17L2805, Description: PFC CS-2 17L2805



Dataset: U:\Q4.PRO\results\180106M2\170106M2-CRV.qld


Last Altered: Sunday, January 07, 2018 10:46:35 Pacific Standard Time

Printed: Sunday, January 07, 2018 10:47:02 Pacific Standard Time

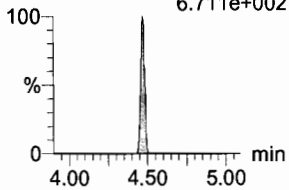
Name: 180106M2_10, Date: 06-Jan-2018, Time: 18:16:26, ID: ST180106M2-1 PFC CS-2 17L2805, Description: PFC CS-2 17L2805

6:2 FTS

F21:MRM of 2 channels,ES-
427.1 > 407
9.026e+002

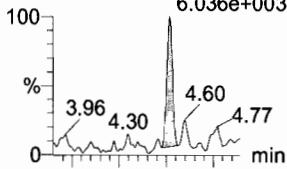


F21:MRM of 2 channels,ES-
427.1 > 80
6.711e+002

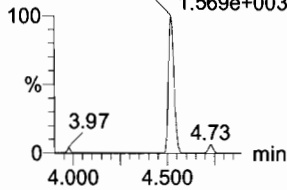


L-PFOA

F18:MRM of 2 channels,ES-
413 > 368.7
6.036e+003

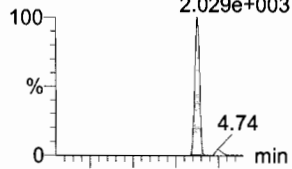


F18:MRM of 2 channels,ES-
413 > 169
1.569e+003

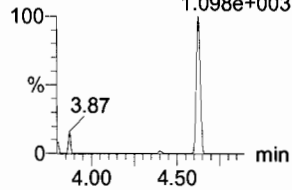


PFHpS

F23:MRM of 2 channels,ES-
449 > 80.0
2.029e+003

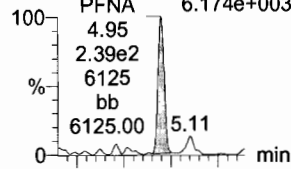


F23:MRM of 2 channels,ES-
449 > 98.7
1.098e+003

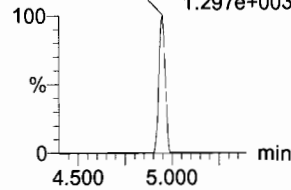


PFNA

F24:MRM of 2 channels,ES-
463.0 > 418.8
6.174e+003

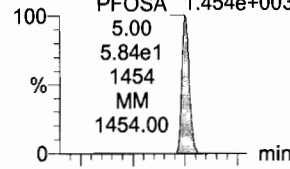


F24:MRM of 2 channels,ES-
463.0 > 219.0
1.297e+003

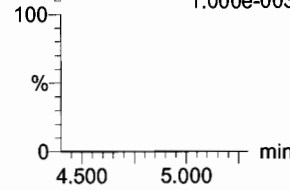


PFOSA

F27:MRM of 2 channels,ES-
498.1 > 77.8
1.454e+003

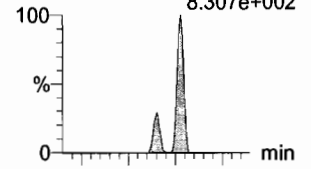


F27:MRM of 2 channels,ES-
498.1 > 478
1.000e-003

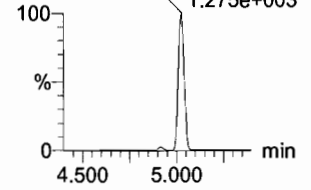


L-PFOS

F29:MRM of 2 channels,ES-
499 > 79.9
8.307e+002

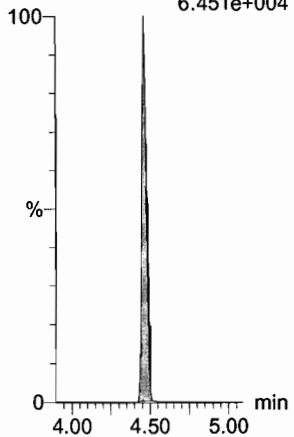


F29:MRM of 2 channels,ES-
499 > 99
1.275e+003




13C2-6:2 FTS

F22:MRM of 1 channel,ES-
429.1 > 408.9
6.451e+004



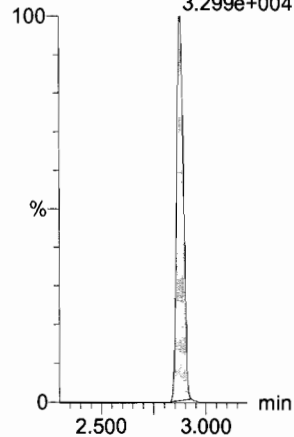
13C2-PFOA

F19:MRM of 1 channel,ES-
414.9 > 369.7
2.922e+005




13C3-PFBS

F7:MRM of 1 channel,ES-
302. > 98.8
3.299e+004




13C5-PFNA

F25:MRM of 1 channel,ES-
468.2 > 422.9
2.932e+005



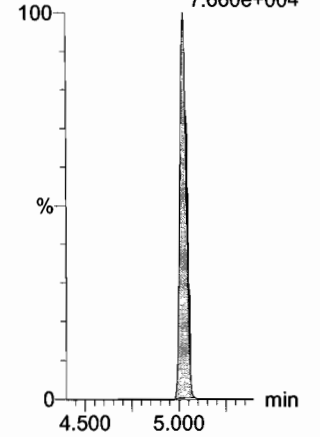
13C8-PFOA

F31:MRM of 1 channel,ES-
506.1 > 77.7
6.533e+004



13C8-PFOS

F32:MRM of 1 channel,ES-
507.0 > 79.9
7.660e+004



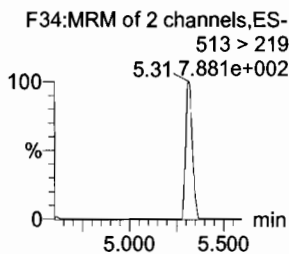
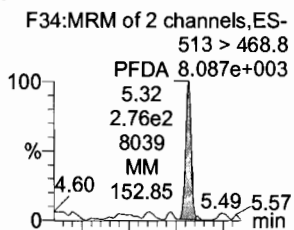
Dataset: U:\Q4.PRO\results\180106M2\170106M2-CRV.qld

Last Altered: Sunday, January 07, 2018 10:46:35 Pacific Standard Time

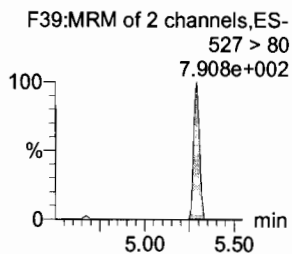
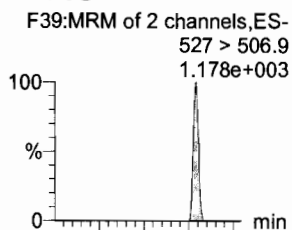
Printed: Sunday, January 07, 2018 10:47:02 Pacific Standard Time

Name: 180106M2_10, Date: 06-Jan-2018, Time: 18:16:26, ID: ST180106M2-1 PFC CS-2 17L2805, Description: PFC CS-2 17L2805

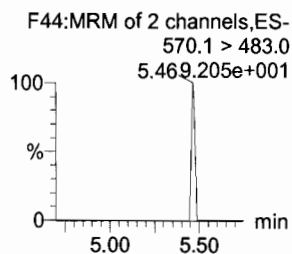
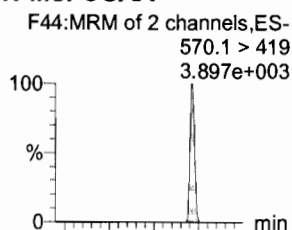
PFDA



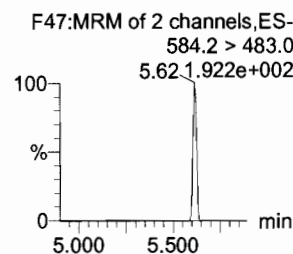
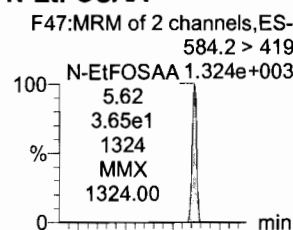
8:2 FTS



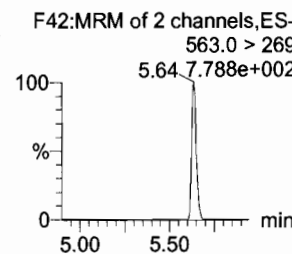
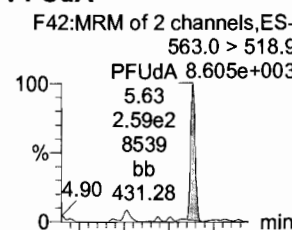
N-MeFOSAA



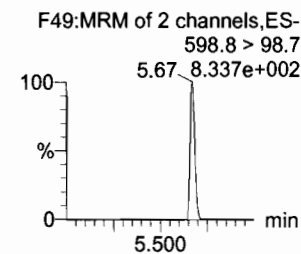
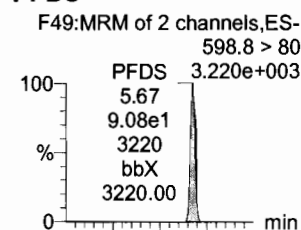
N-EtFOSAA



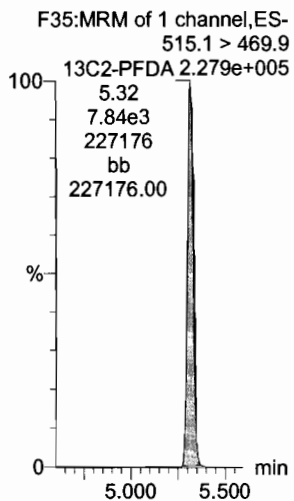
PFUdA



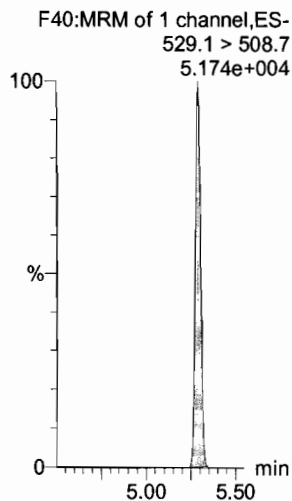
PFDS



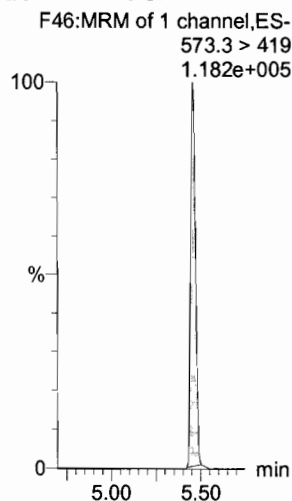
13C2-PFDA



13C2-8:2 FTS




d3-N-MeFOSAA



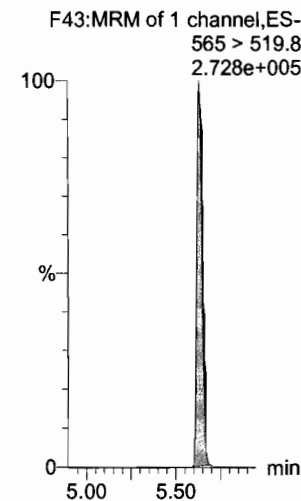
d5-N-EtFOSAA



13C2-PFUdA



13C2-PFUdA

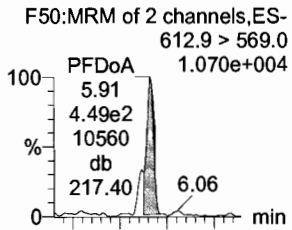


Dataset: U:\Q4.PRO\results\180106M2\170106M2-CRV.qld

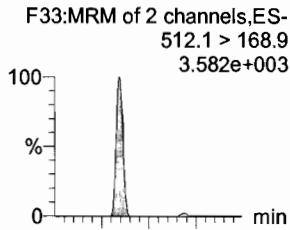
Last Altered: Sunday, January 07, 2018 10:46:35 Pacific Standard Time
Printed: Sunday, January 07, 2018 10:47:02 Pacific Standard Time

Name: 180106M2_10, Date: 06-Jan-2018, Time: 18:16:26, ID: ST180106M2-1 PFC CS-2 17L2805, Description: PFC CS-2 17L2805

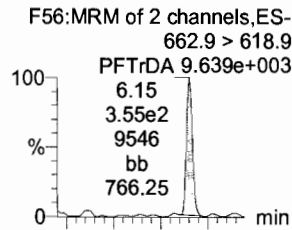
PFDoA



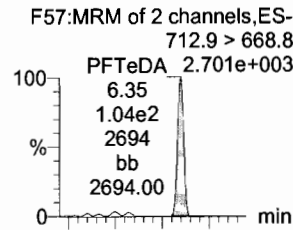
N-MeFOSA



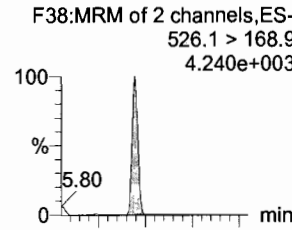
PFTrDA



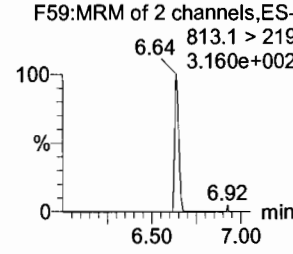
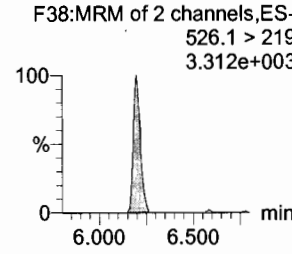
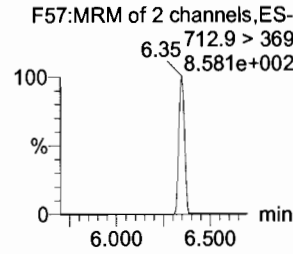
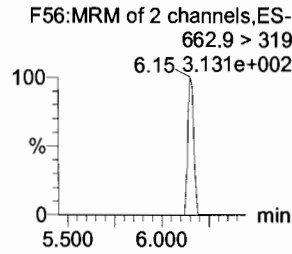
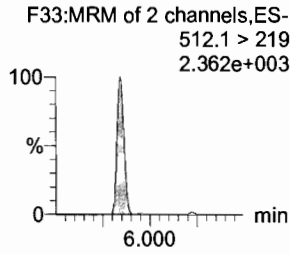
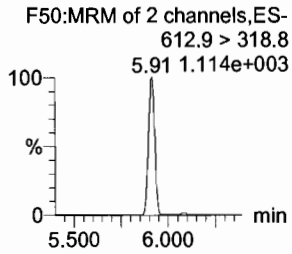
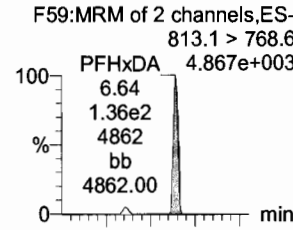
PFTeDA




N-EtFOSA




PFHxDA




13C2-PFDoA




d3-N-MeFOSA



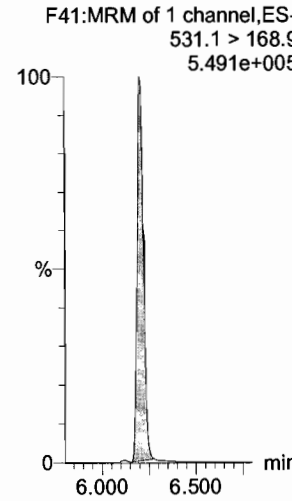
13C2-PFTeDA



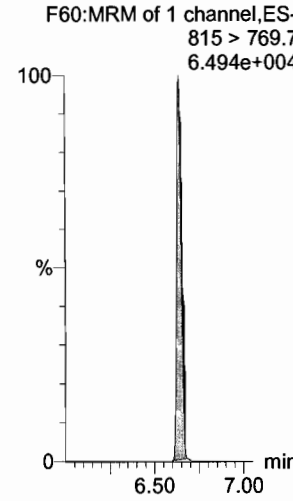
13C2-PFTeDA



d5-N-ETFOSA



13C2-PFHxDA

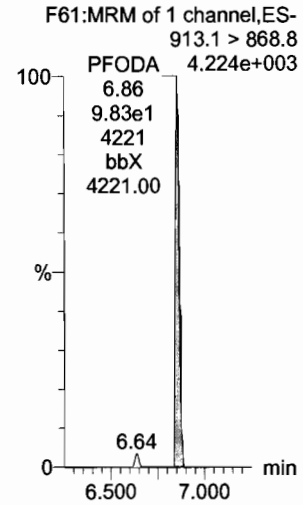


Dataset: U:\Q4.PRO\results\180106M2\170106M2-CRV.qld

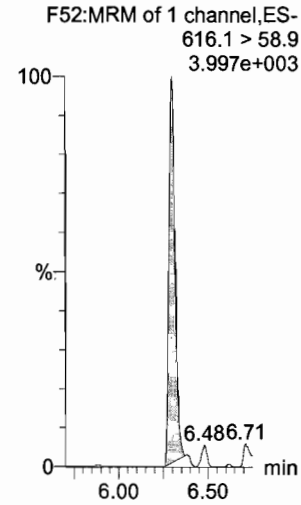
Last Altered: Sunday, January 07, 2018 10:46:35 Pacific Standard Time
Printed: Sunday, January 07, 2018 10:47:02 Pacific Standard Time

Name: 180106M2_10, Date: 06-Jan-2018, Time: 18:16:26, ID: ST180106M2-1 PFC CS-2 17L2805, Description: PFC CS-2 17L2805

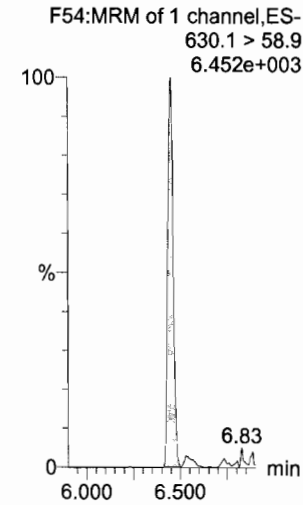
PFODA



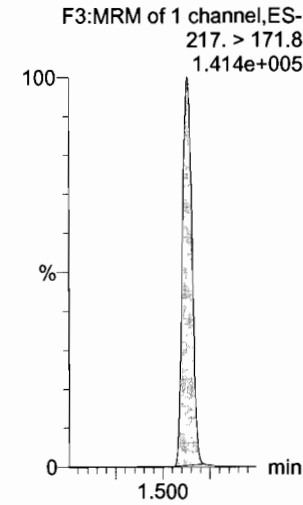
N-MeFOSE



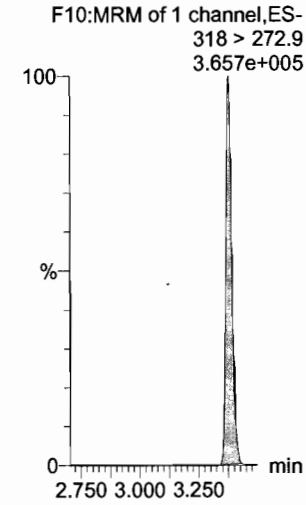
N-EtFOSE



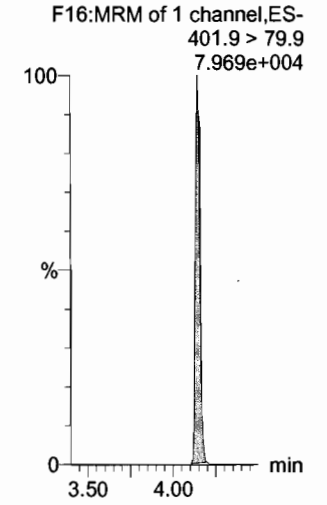
13C4-PFBA



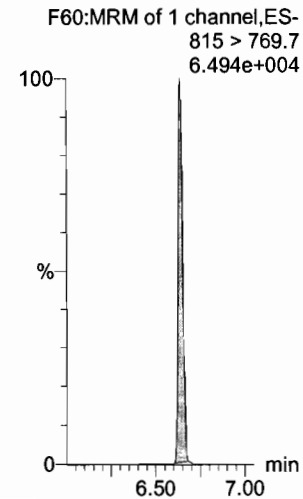
13C5-PFHxA



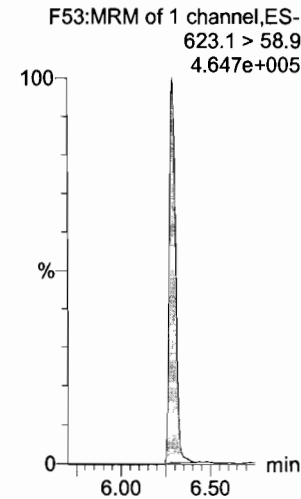
13C3-PFHxS



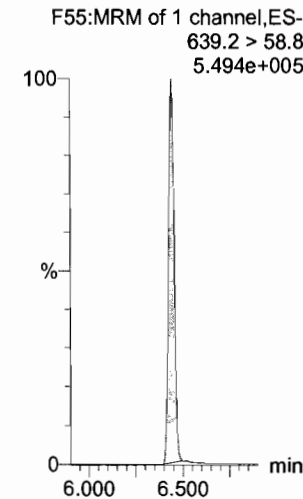
13C2-PFHxDA



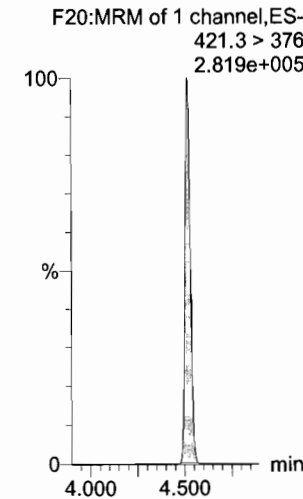
d7-N-MeFOSE



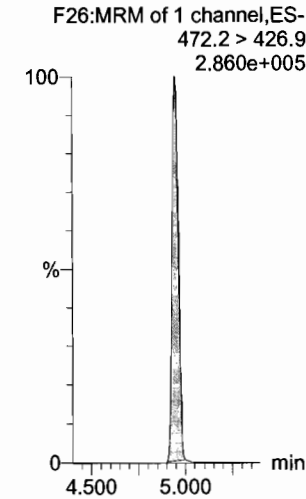
d9-N-EtFOSE



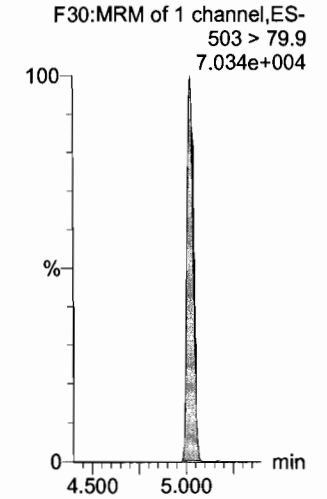
13C8-PFOA



13C9-PFNA



13C4-PFOS



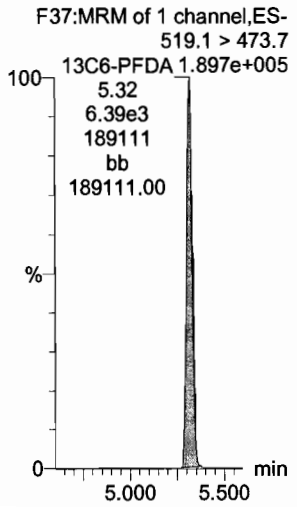
Dataset: U:\Q4.PRO\results\180106M2\170106M2-CRV.qld

Last Altered: Sunday, January 07, 2018 10:46:35 Pacific Standard Time

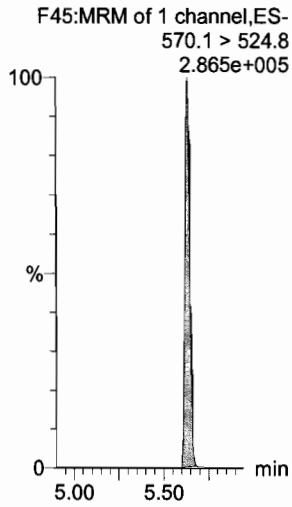
Printed: Sunday, January 07, 2018 10:47:02 Pacific Standard Time

Name: 180106M2_10, Date: 06-Jan-2018, Time: 18:16:26, ID: ST180106M2-1 PFC CS-2 17L2805, Description: PFC CS-2 17L2805

13C6-PFDA



13C7-PFUdA



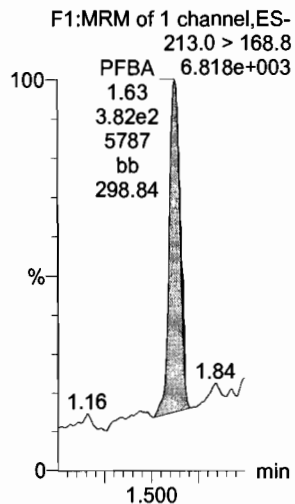
Dataset: U:\Q4.PRO\results\180106M2\170106M2-CRV.qld

Last Altered: Sunday, January 07, 2018 10:46:35 Pacific Standard Time


Printed: Sunday, January 07, 2018 10:47:02 Pacific Standard Time

Name: 180106M2_11, Date: 06-Jan-2018, Time: 18:27:34, ID: ST180106M2-2 PFC CS-1 17L2806, Description: PFC CS-1 17L2806

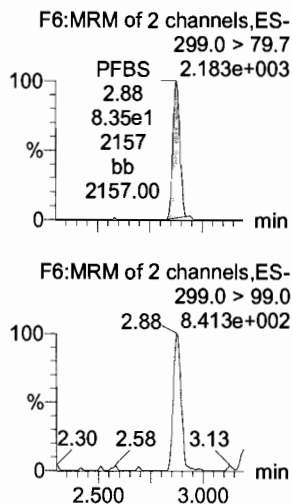
PFBA



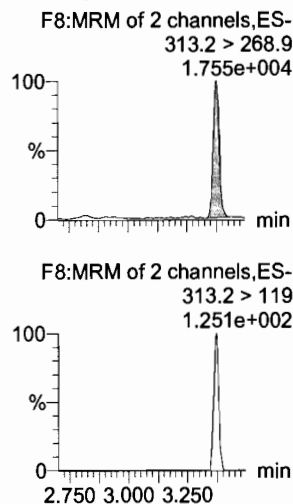
PFPeA



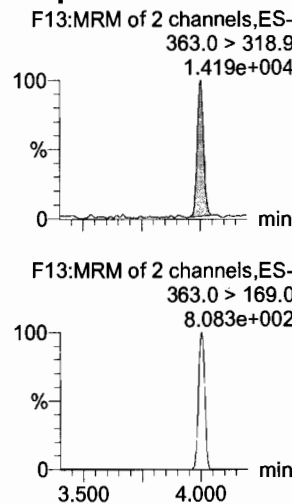
PFBS



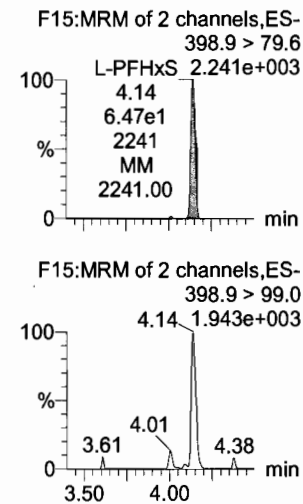
PFHxA



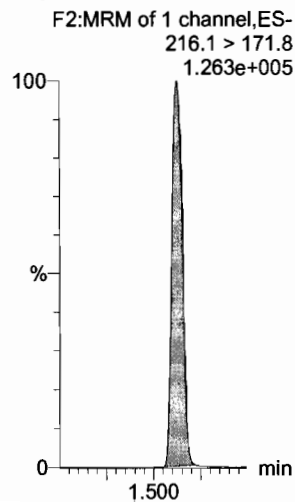
PFHpA



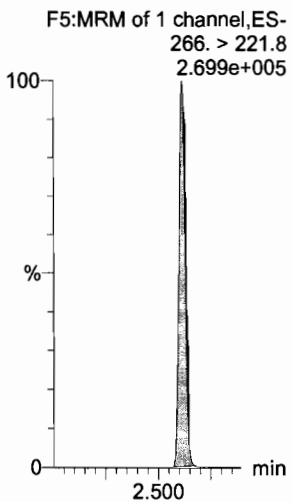
L-PFHxS



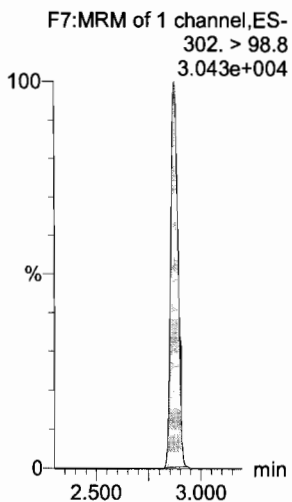
13C3-PFBA



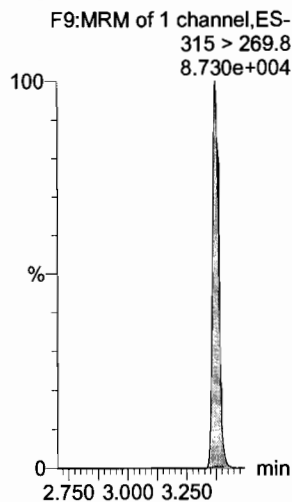
13C3-PFPeA




13C3-PFBS



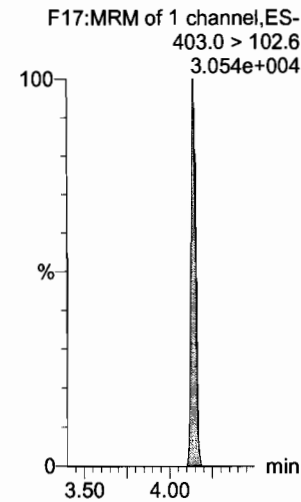
13C2-PFHxA



13C4-PFHpA



18O2-PFHxS



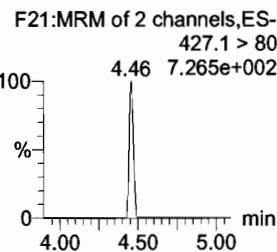
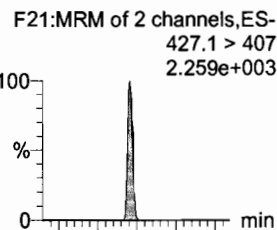
Dataset: U:\Q4.PRO\results\180106M2\170106M2-CRV.qld

Last Altered: Sunday, January 07, 2018 10:46:35 Pacific Standard Time

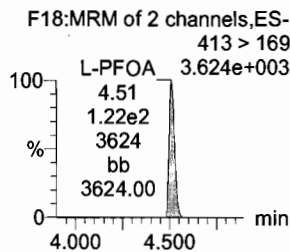
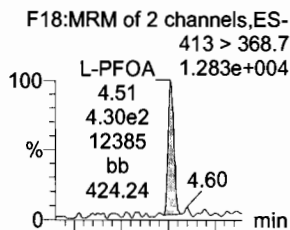
Printed: Sunday, January 07, 2018 10:47:02 Pacific Standard Time

Name: 180106M2_11, Date: 06-Jan-2018, Time: 18:27:34, ID: ST180106M2-2 PFC CS-1 17L2806, Description: PFC CS-1 17L2806

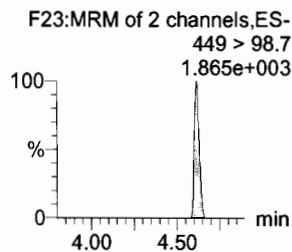
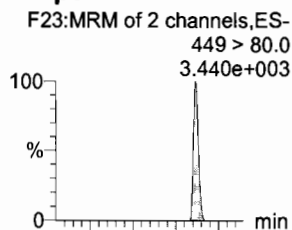
6:2 FTS



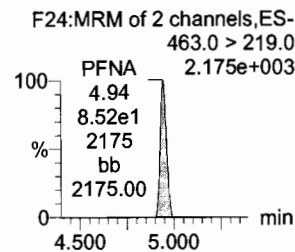
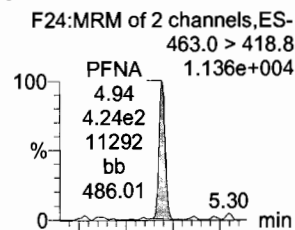
L-PFOA



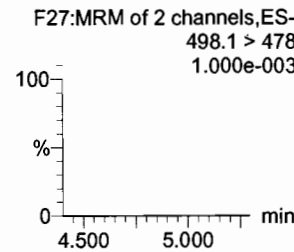
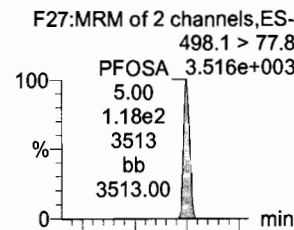
PFHpS



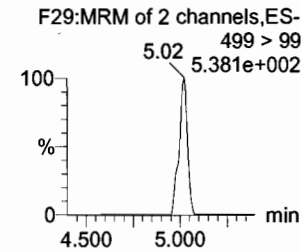
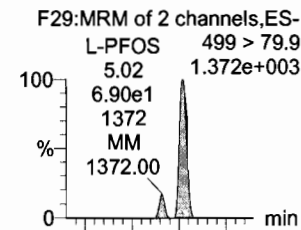
PFNA



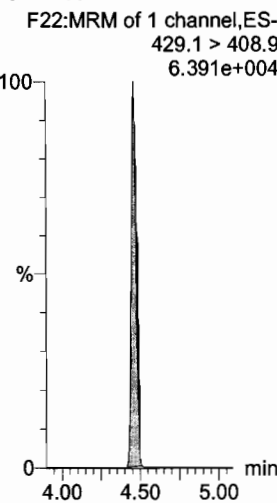
PFOSA




L-PFOS



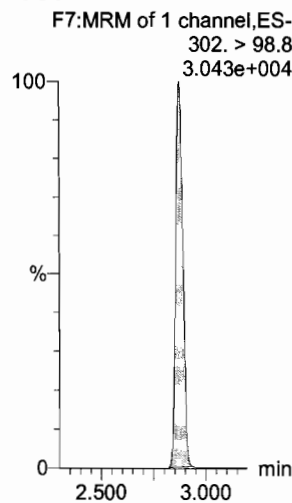
13C2-6:2 FTS



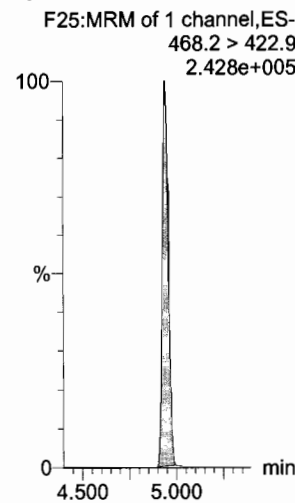
13C2-PFOA



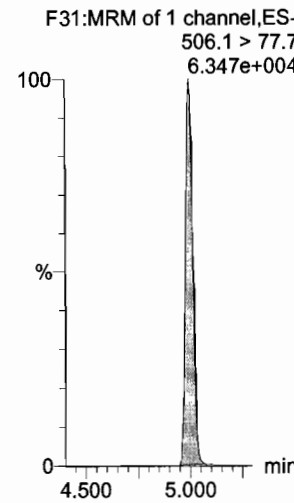
13C3-PFBS



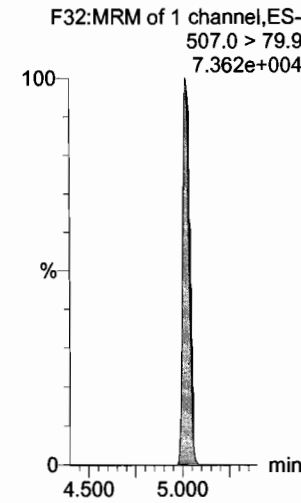
13C5-PFNA



13C8-PFOA



13C8-PFOS



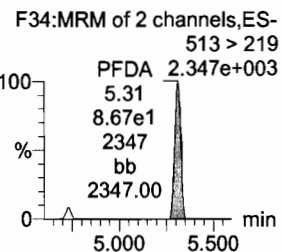
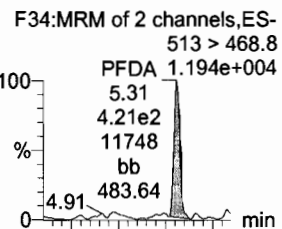
Dataset: U:\Q4.PRO\results\180106M2\170106M2-CRV.qld

Last Altered: Sunday, January 07, 2018 10:46:35 Pacific Standard Time

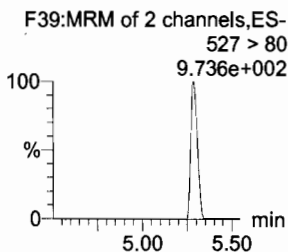
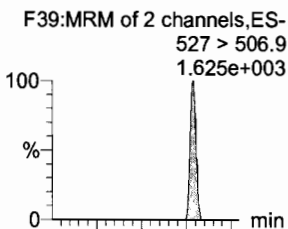
Printed: Sunday, January 07, 2018 10:47:02 Pacific Standard Time

Name: 180106M2_11, Date: 06-Jan-2018, Time: 18:27:34, ID: ST180106M2-2 PFC CS-1 17L2806, Description: PFC CS-1 17L2806

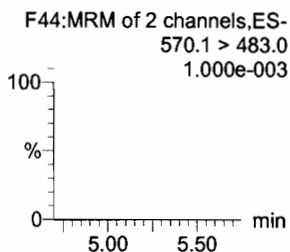
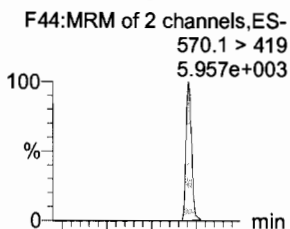
PFDA



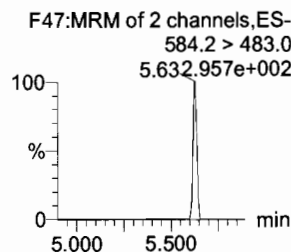
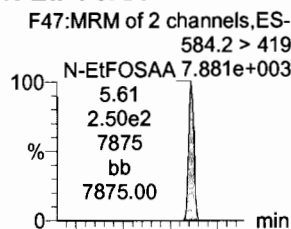
8:2 FTS



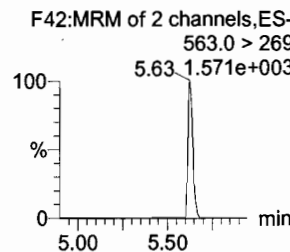
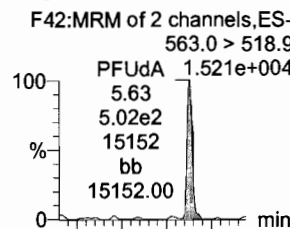
N-MeFOSAA



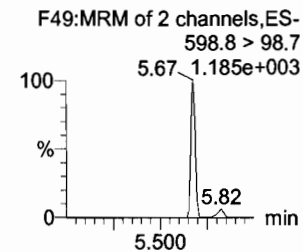
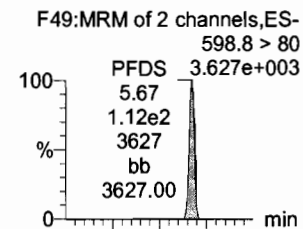
N-EtFOSAA



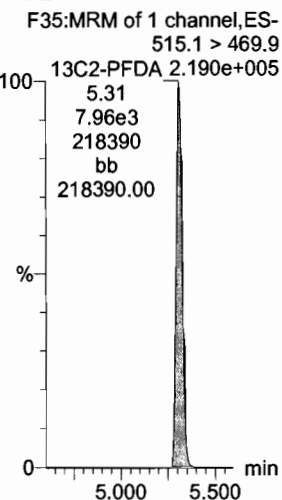
PFUdA




PFDS



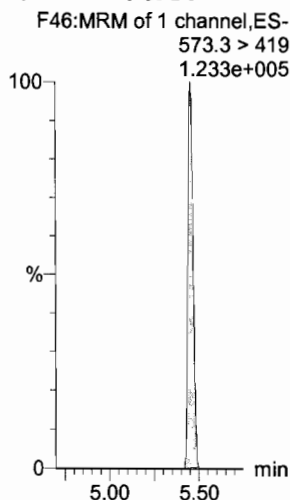
13C2-PFDA




13C2-8:2 FTS



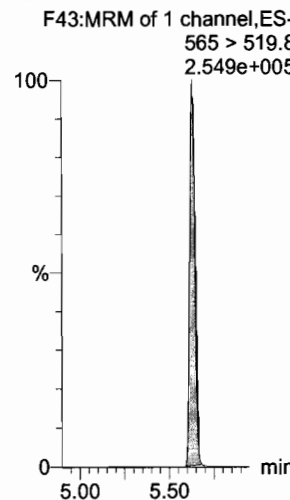
d3-N-MeFOSAA



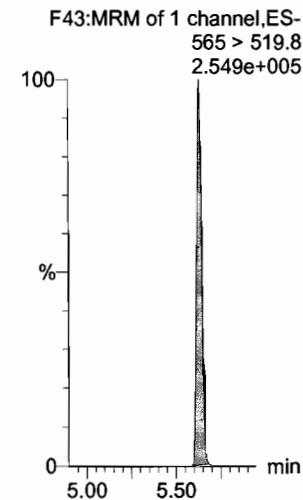
d5-N-EtFOSAA



13C2-PFUdA



13C2-PFUdA



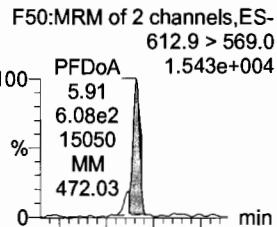
Dataset: U:\Q4.PRO\results\180106M2\170106M2-CRV.qld

Last Altered: Sunday, January 07, 2018 10:46:35 Pacific Standard Time

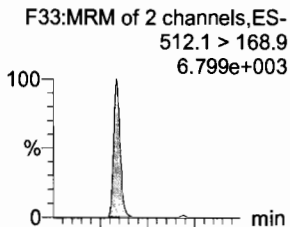
Printed: Sunday, January 07, 2018 10:47:02 Pacific Standard Time

Name: 180106M2_11, Date: 06-Jan-2018, Time: 18:27:34, ID: ST180106M2-2 PFC CS-1 17L2806, Description: PFC CS-1 17L2806

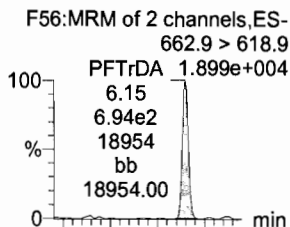
PFD_oA



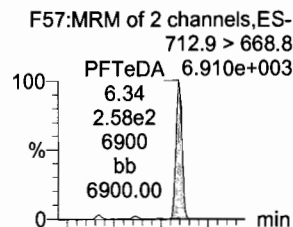
N-MeFOSA



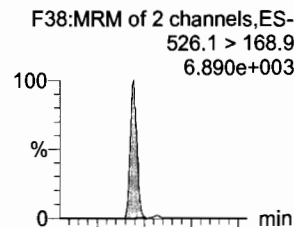
PFTrDA



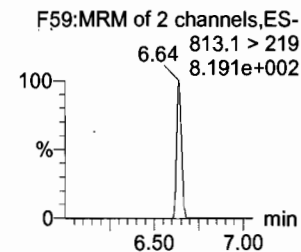
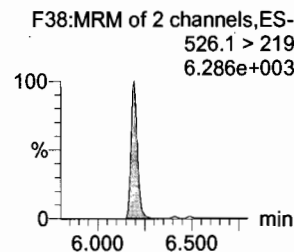
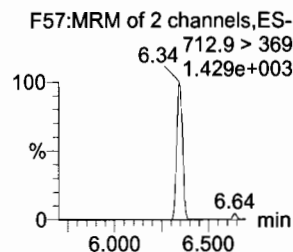
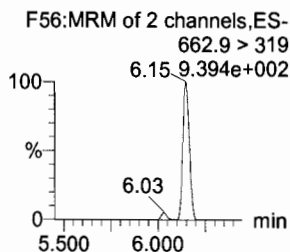
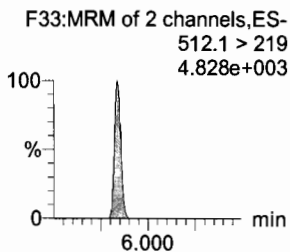
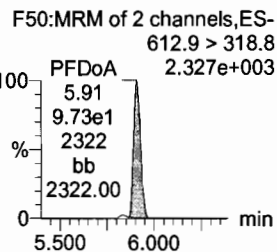
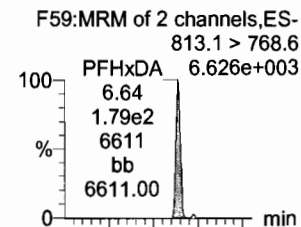
PFTeDA




N-EtFOSA




PFH_xDA



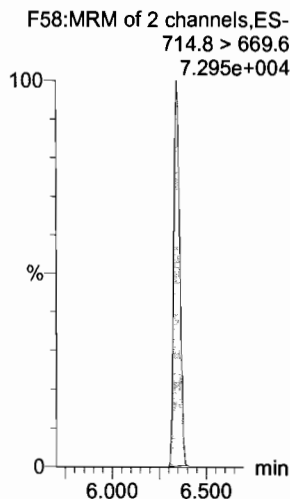
13C2-PFD_oA



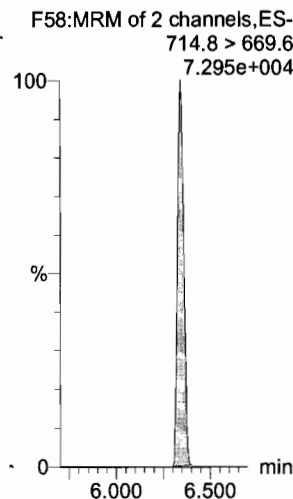
d3-N-MeFOSA



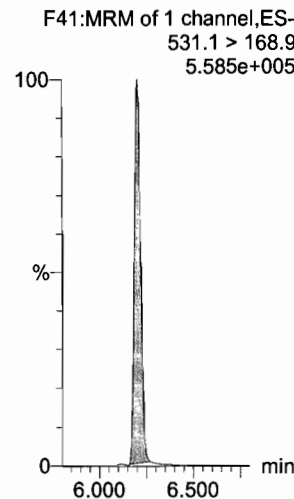
13C2-PFTeDA



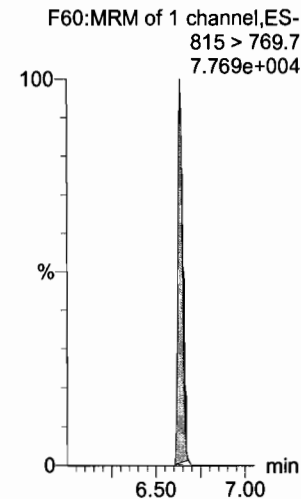
13C2-PFTeDA



d5-N-ETFOSA



13C2-PFH_xDA



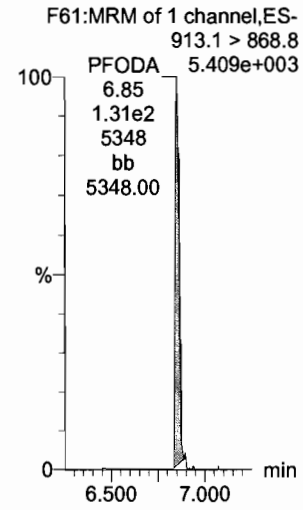
Dataset: U:\Q4.PRO\results\180106M2\170106M2-CRV.qld

Last Altered: Sunday, January 07, 2018 10:46:35 Pacific Standard Time

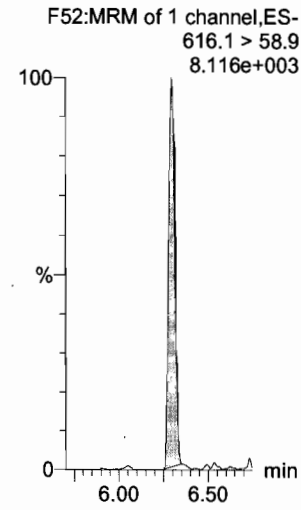
Printed: Sunday, January 07, 2018 10:47:02 Pacific Standard Time

Name: 180106M2_11, Date: 06-Jan-2018, Time: 18:27:34, ID: ST180106M2-2 PFC CS-1 17L2806, Description: PFC CS-1 17L2806

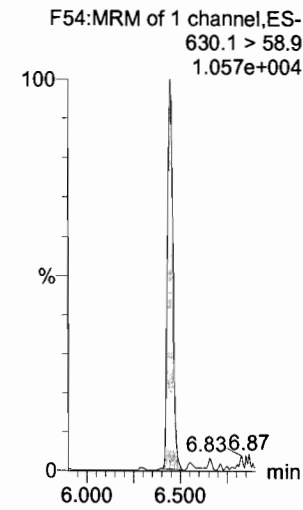
PFODA



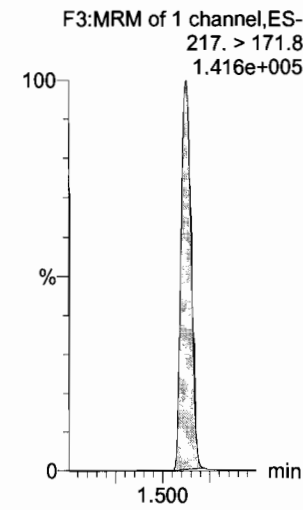
N-MeFOSE



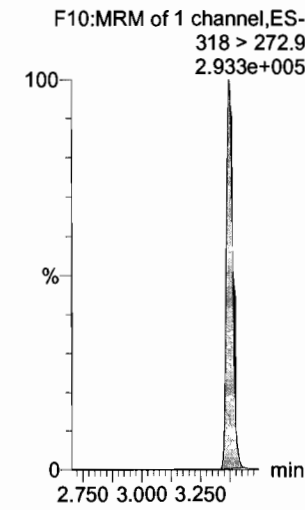
N-EtFOSE




13C4-PFBA



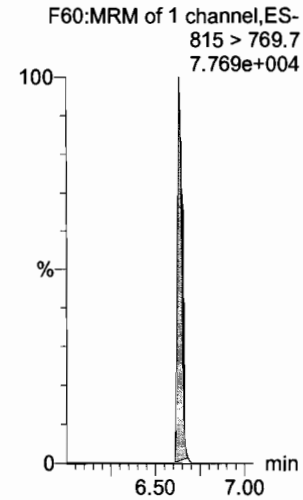
13C5-PFHxA



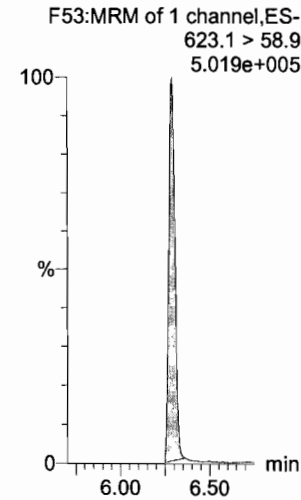
13C3-PFHxS



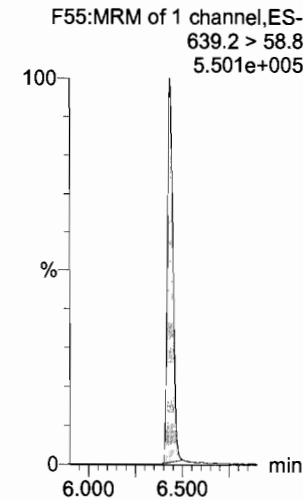
13C2-PFHxDA



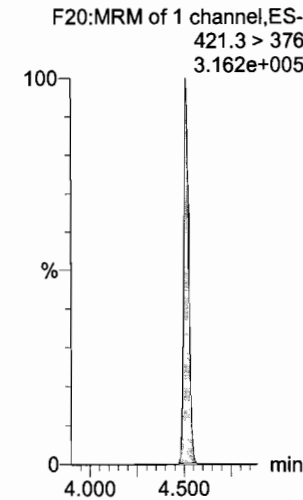
d7-N-MeFOSE



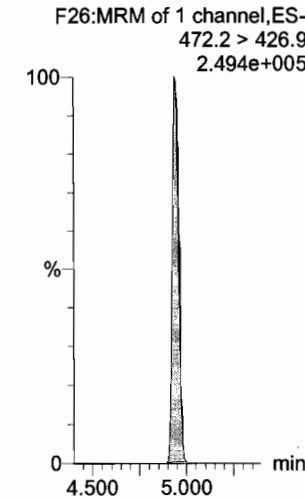
d9-N-EtFOSE



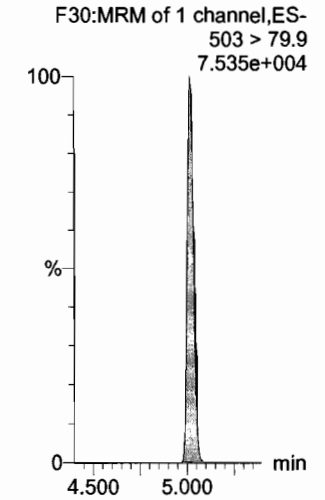
13C8-PFOA



13C9-PFNA



13C4-PFOS



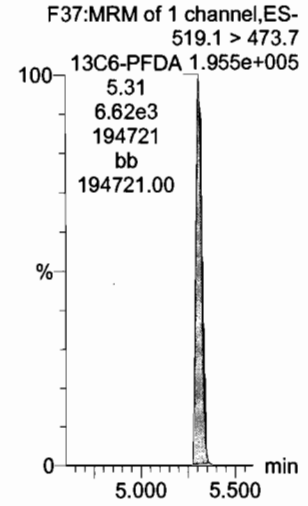
Dataset: U:\Q4.PRO\results\180106M2\170106M2-CRV.qld

Last Altered: Sunday, January 07, 2018 10:46:35 Pacific Standard Time

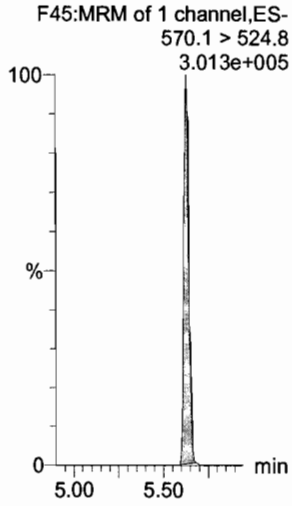
Printed: Sunday, January 07, 2018 10:47:02 Pacific Standard Time

Name: 180106M2_11, Date: 06-Jan-2018, Time: 18:27:34, ID: ST180106M2-2 PFC CS-1 17L2806, Description: PFC CS-1 17L2806

13C6-PFDA



13C7-PFUdA

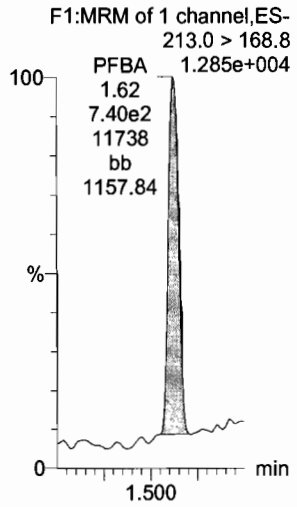


Dataset: U:\Q4.PRO\results\180106M2\170106M2-CRV.qld

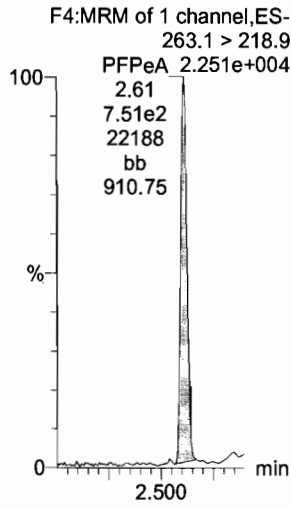
Last Altered: Sunday, January 07, 2018 10:46:35 Pacific Standard Time
Printed: Sunday, January 07, 2018 10:47:02 Pacific Standard Time

Name: 180106M2_12, Date: 06-Jan-2018, Time: 18:38:45, ID: ST180106M2-3 PFC CS0 17L2807, Description: PFC CS0 17L2807

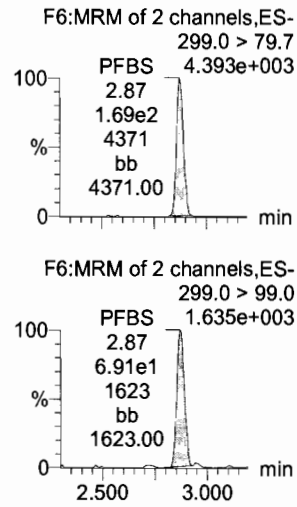
PFBA



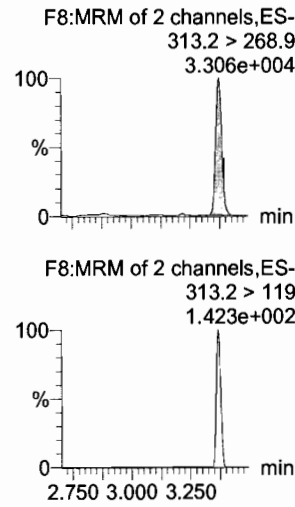
PFPeA



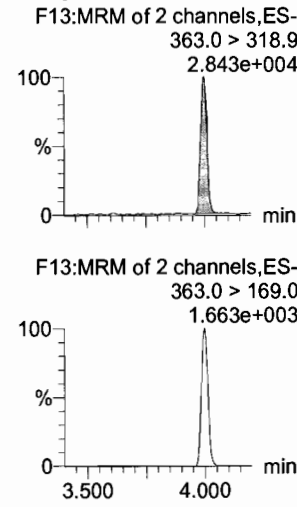
PFBS



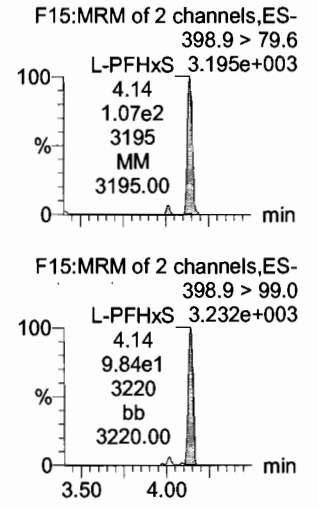
PFHxA




PFHpA




L-PFHxS



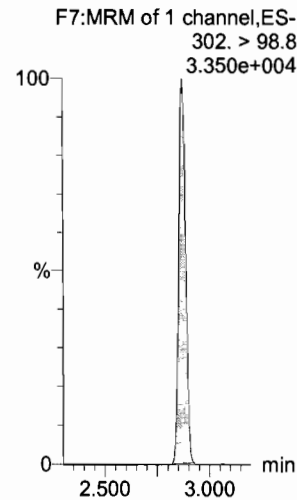
13C3-PFBA




13C3-PFPeA



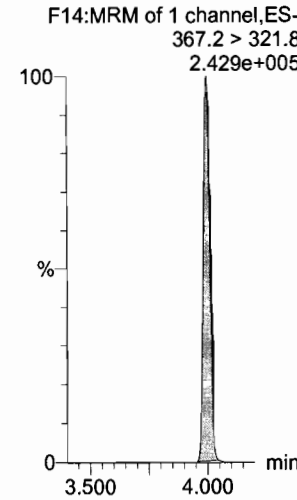
13C3-PFBS



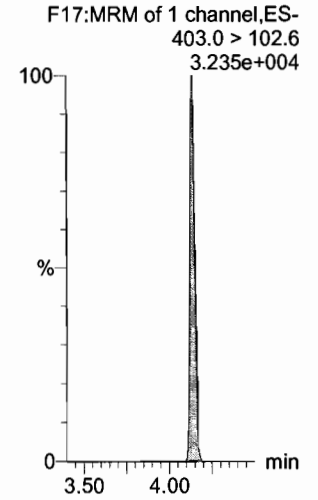
13C2-PFHxA



13C4-PFHpA



18O2-PFHxS

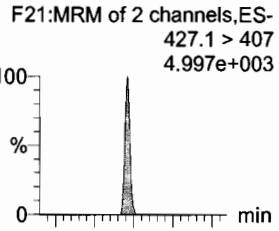


Dataset: U:\Q4.PRO\results\180106M2\170106M2-CRV.qld

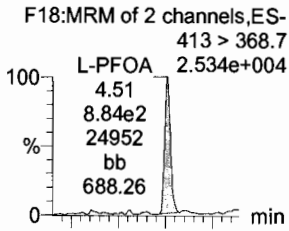
Last Altered: Sunday, January 07, 2018 10:46:35 Pacific Standard Time
Printed: Sunday, January 07, 2018 10:47:02 Pacific Standard Time

Name: 180106M2_12, Date: 06-Jan-2018, Time: 18:38:45, ID: ST180106M2-3 PFC CS0 17L2807, Description: PFC CS0 17L2807

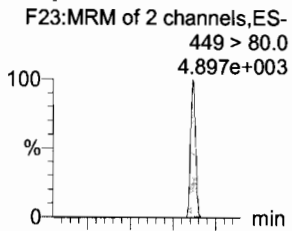
6:2 FTS



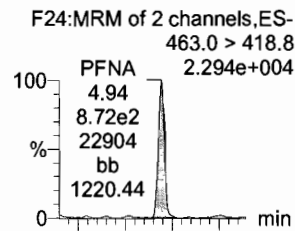
L-PFOA



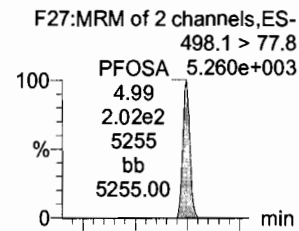
PFHpS



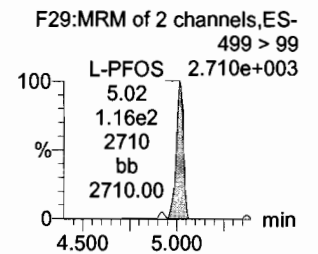
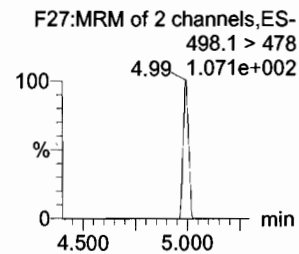
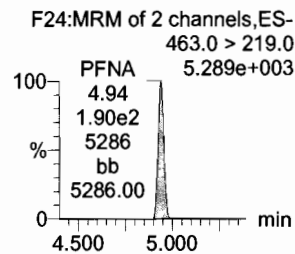
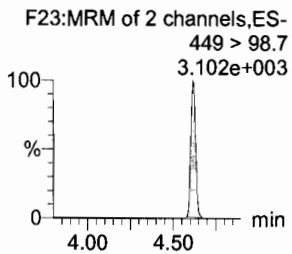
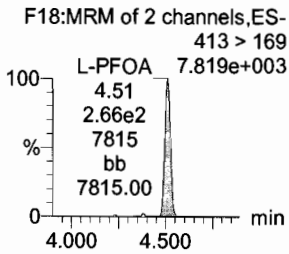
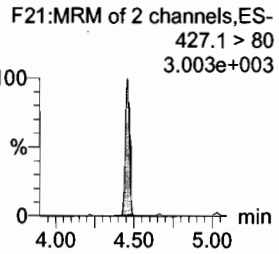
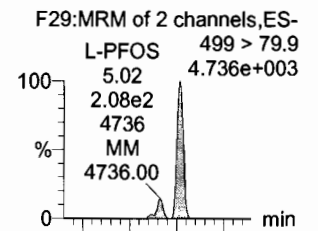
PFNA



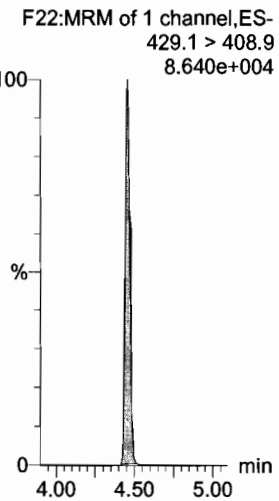
PFOSA



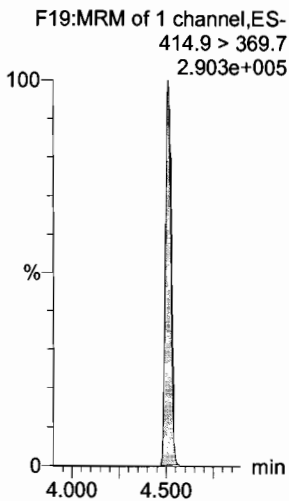
L-PFOS



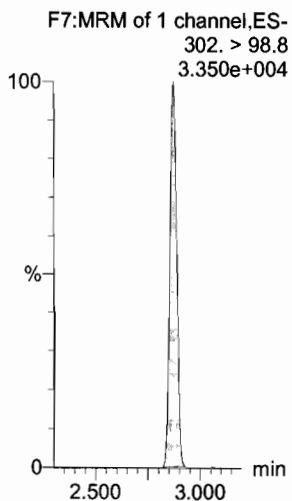
13C2-6:2 FTS




13C2-PFOA



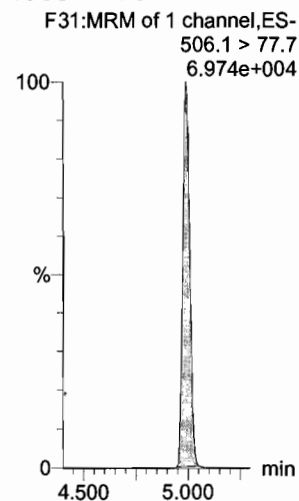
13C3-PFBS



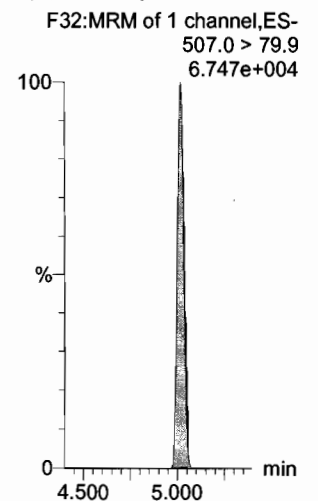
13C5-PFNA



13C8-PFOA



13C8-PFOS



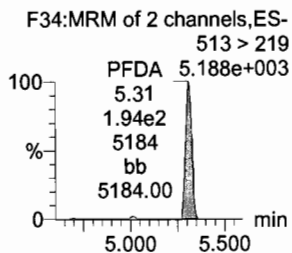
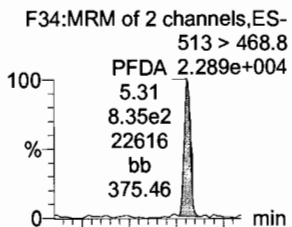
Dataset: U:\Q4.PRO\results\180106M2\170106M2-CRV.qld

Last Altered: Sunday, January 07, 2018 10:46:35 Pacific Standard Time

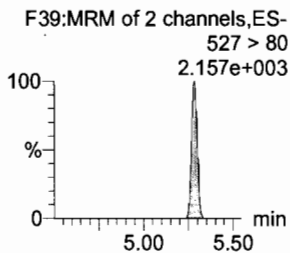
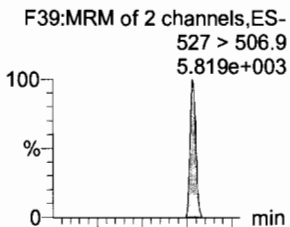
Printed: Sunday, January 07, 2018 10:47:02 Pacific Standard Time

Name: 180106M2_12, Date: 06-Jan-2018, Time: 18:38:45, ID: ST180106M2-3 PFC CS0 17L2807, Description: PFC CS0 17L2807

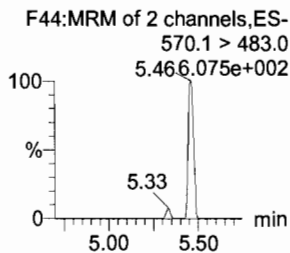
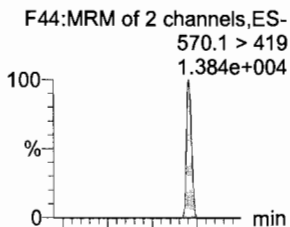
PFDA



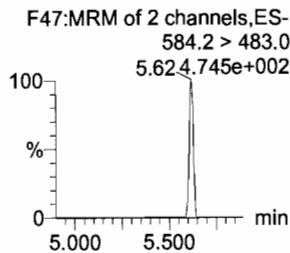
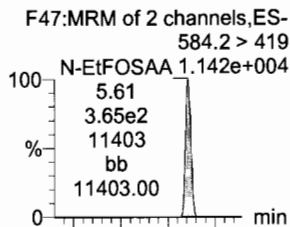
8:2 FTS



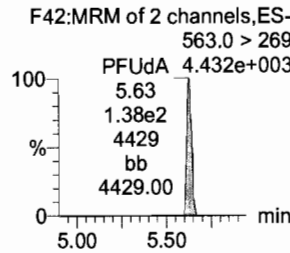
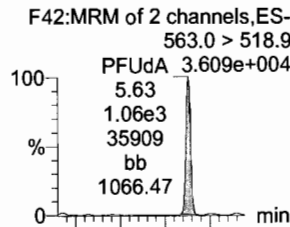
N-MeFOSAA



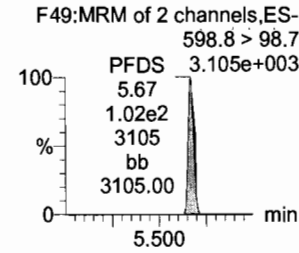
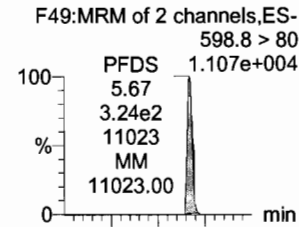
N-EtFOSAA



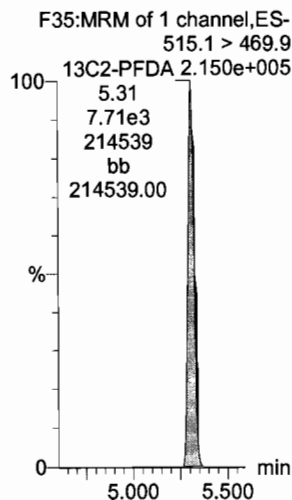
PFUdA




PFDS




13C2-PFDA




13C2-8:2 FTS




d3-N-MeFOSAA



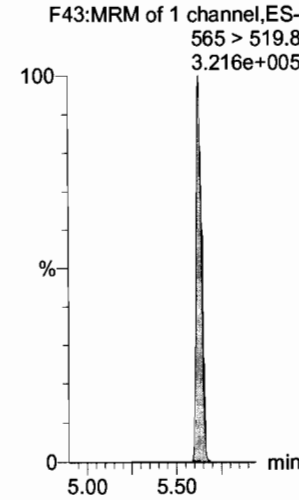
d5-N-EtFOSAA



13C2-PFUdA



13C2-PFUdA



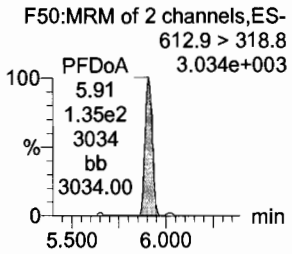
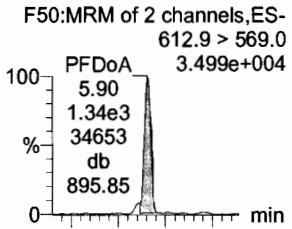
Dataset: U:\Q4.PRO\results\180106M2\170106M2-CRV.qld

Last Altered: Sunday, January 07, 2018 10:46:35 Pacific Standard Time

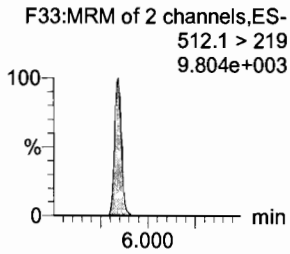
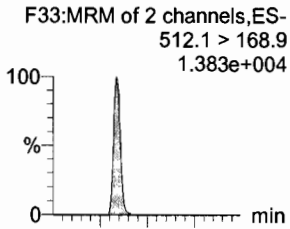
Printed: Sunday, January 07, 2018 10:47:02 Pacific Standard Time

Name: 180106M2_12, Date: 06-Jan-2018, Time: 18:38:45, ID: ST180106M2-3 PFC CS0 17L2807, Description: PFC CS0 17L2807

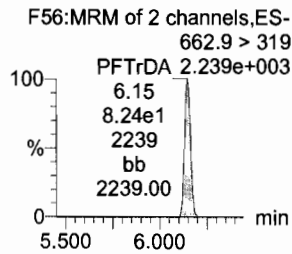
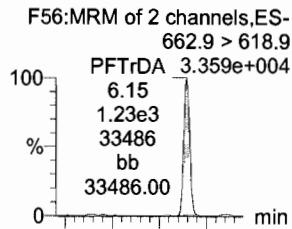
PFD_oA



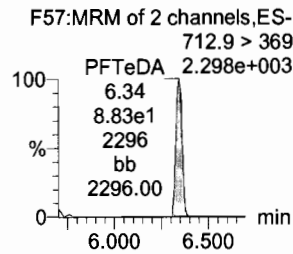
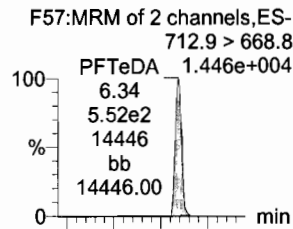
N-MeFOSA



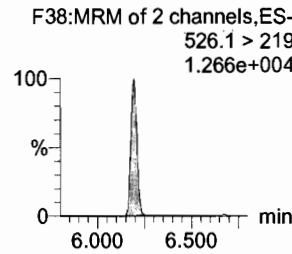
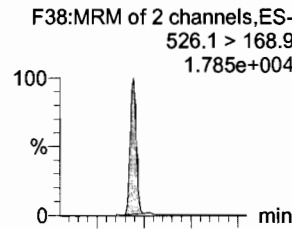
PFT_rDA



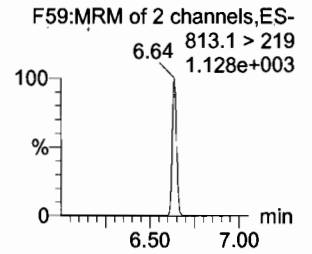
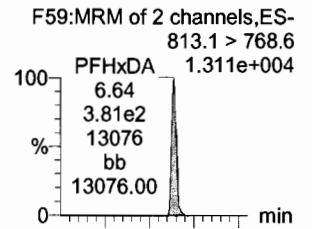
PFT_eDA




N-EtFOSA



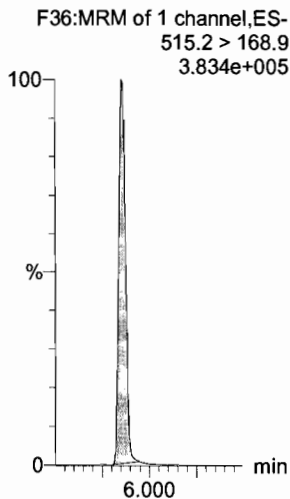
PFH_xDA



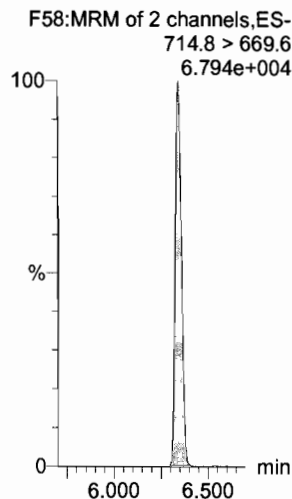
¹³C2-PFD_oA



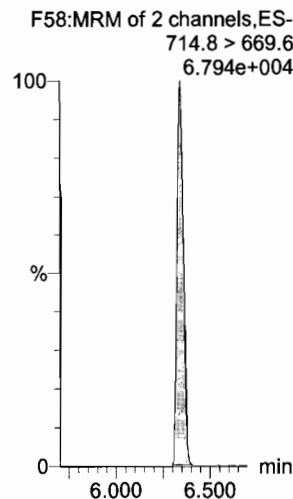
d3-N-MeFOSA



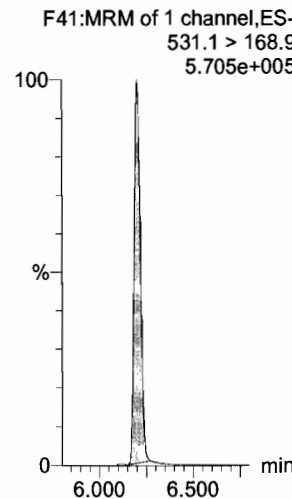
¹³C2-PFT_rDA



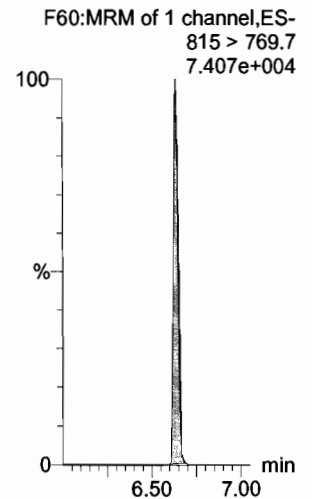
¹³C2-PFT_eDA



d5-N-ETFOSA



¹³C2-PFH_xDA

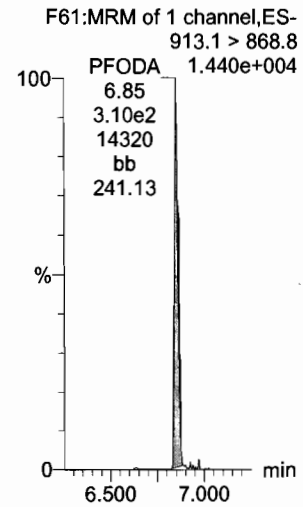


Dataset: U:\Q4.PRO\results\180106M2\170106M2-CRV.qld

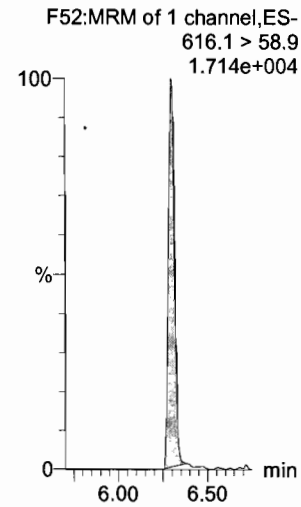
Last Altered: Sunday, January 07, 2018 10:46:35 Pacific Standard Time
Printed: Sunday, January 07, 2018 10:47:02 Pacific Standard Time

Name: 180106M2_12, Date: 06-Jan-2018, Time: 18:38:45, ID: ST180106M2-3 PFC CS0 17L2807, Description: PFC CS0 17L2807

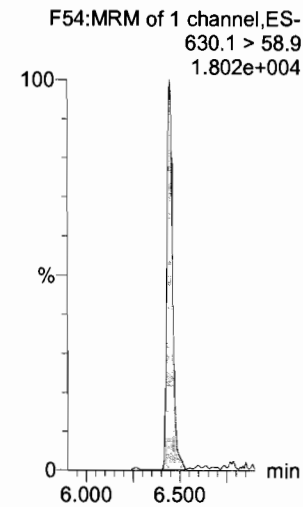
PFODA



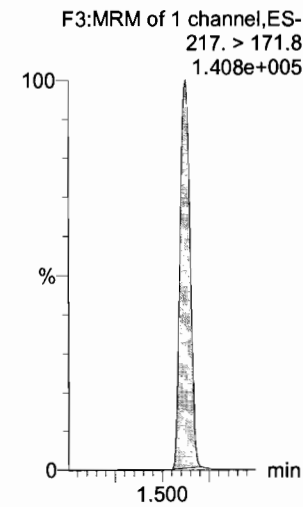
N-MeFOSE




N-EtFOSE



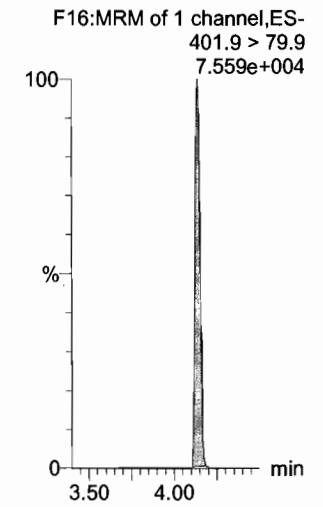
13C4-PFBA



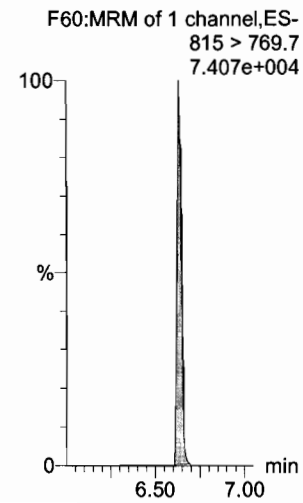
13C5-PFHxA



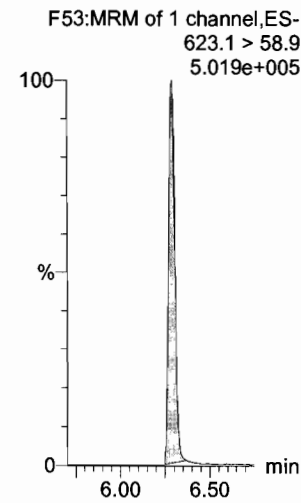
13C3-PFHxS



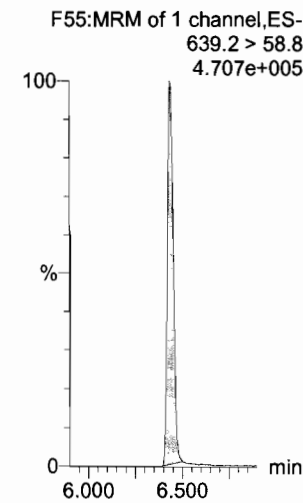
13C2-PFHxDA



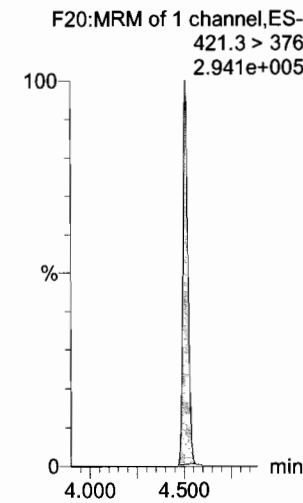
d7-N-MeFOSE



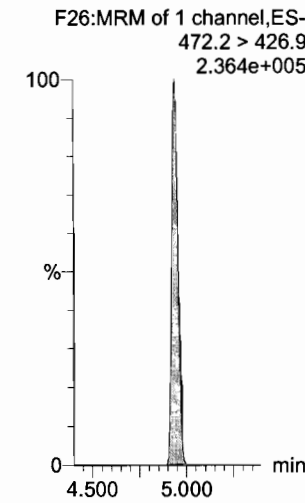
d9-N-EtFOSE



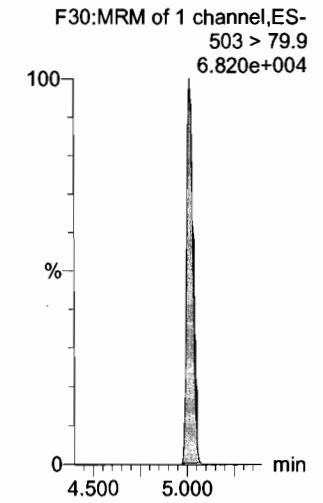
13C8-PFOA



13C9-PFNA



13C4-PFOS



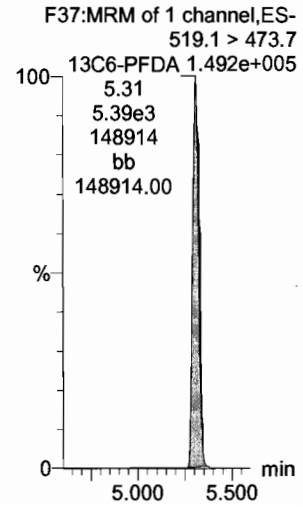
Dataset: U:\Q4.PRO\results\180106M2\170106M2-CRV.qld

Last Altered: Sunday, January 07, 2018 10:46:35 Pacific Standard Time

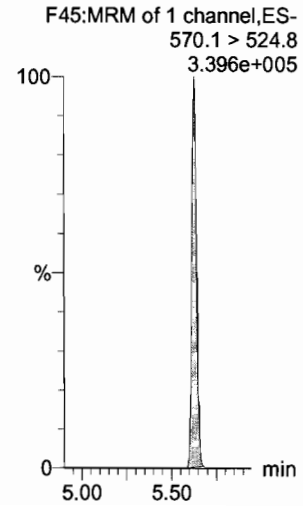
Printed: Sunday, January 07, 2018 10:47:02 Pacific Standard Time

Name: 180106M2_12, Date: 06-Jan-2018, Time: 18:38:45, ID: ST180106M2-3 PFC CS0 17L2807, Description: PFC CS0 17L2807

13C6-PFDA



13C7-PFUdA



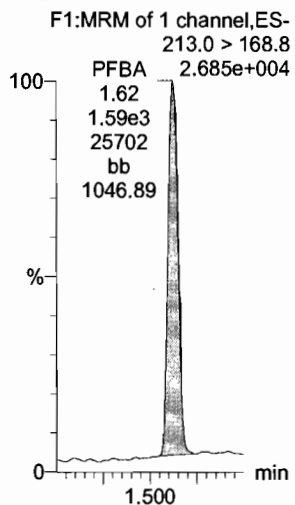
Dataset: U:\Q4.PRO\results\180106M2\170106M2-CRV.qld

Last Altered: Sunday, January 07, 2018 10:46:35 Pacific Standard Time


Printed: Sunday, January 07, 2018 10:47:02 Pacific Standard Time

Name: 180106M2_13, Date: 06-Jan-2018, Time: 18:49:55, ID: ST180106M2-4 PFC CS1 17L2808, Description: PFC CS1 17L2808

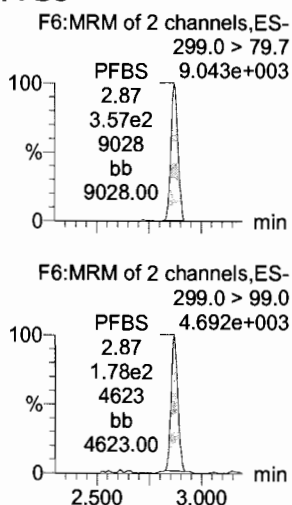
PFBA



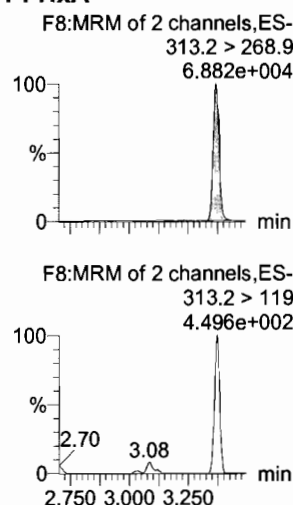
PFPeA



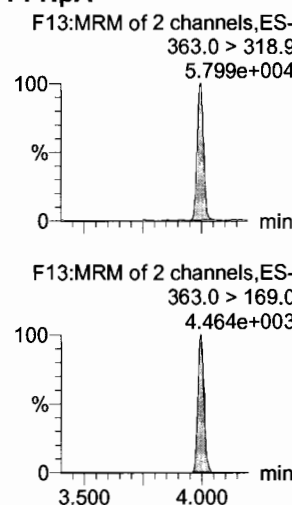
PFBS



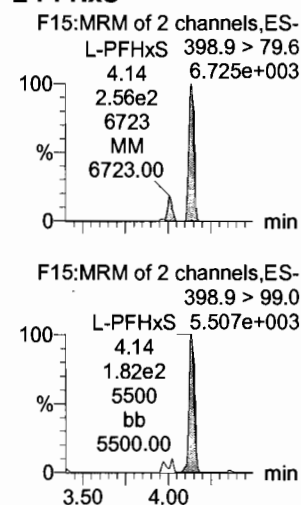
PFHxA



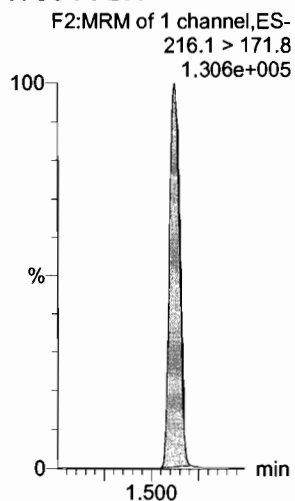
PFHpA




L-PFHxS



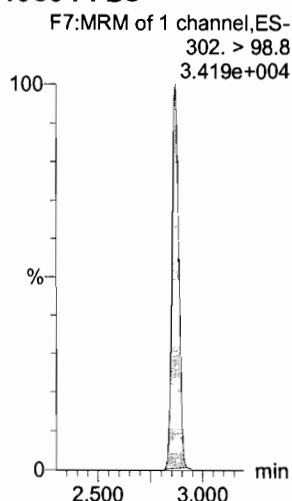
13C3-PFBA



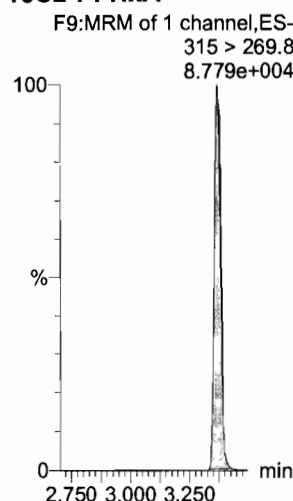
13C3-PFPeA




13C3-PFBS



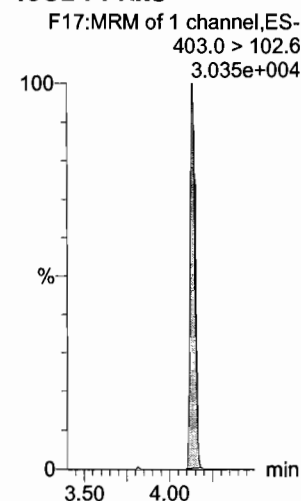
13C2-PFHxA



13C4-PFHpA



18O2-PFHxS



Dataset: U:\Q4.PRO\results\180106M2\170106M2-CRV.qld

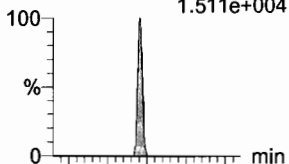
Last Altered: Sunday, January 07, 2018 10:46:35 Pacific Standard Time

Printed: Sunday, January 07, 2018 10:47:02 Pacific Standard Time

Name: 180106M2_13, Date: 06-Jan-2018, Time: 18:49:55, ID: ST180106M2-4 PFC CS1 17L2808, Description: PFC CS1 17L2808

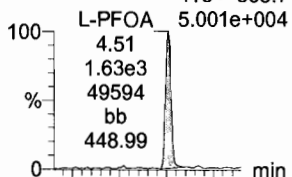
6:2 FTS

F21:MRM of 2 channels,ES-
427.1 > 407
1.511e+004



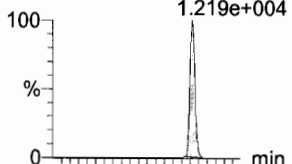
L-PFOA

F18:MRM of 2 channels,ES-
413 > 368.7
5.001e+004




PFHpS

F23:MRM of 2 channels,ES-
449 > 80.0
1.219e+004



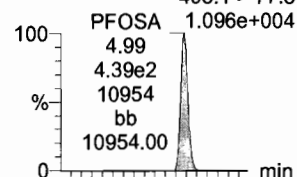
PFNA

F24:MRM of 2 channels,ES-
463.0 > 418.8
5.940e+004



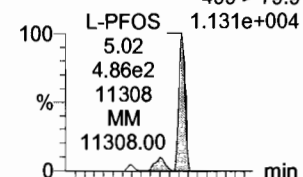
PFOSA

F27:MRM of 2 channels,ES-
498.1 > 77.8
1.096e+004

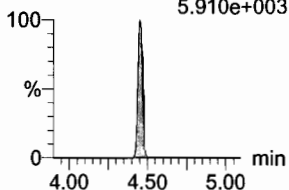


L-PFOS

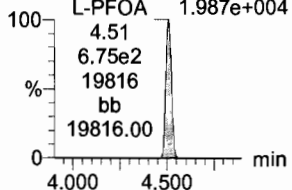
F29:MRM of 2 channels,ES-
499 > 79.9
1.131e+004



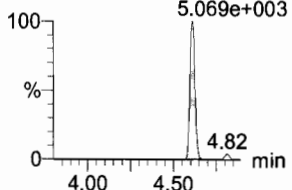
F21:MRM of 2 channels,ES-
427.1 > 80
5.910e+003



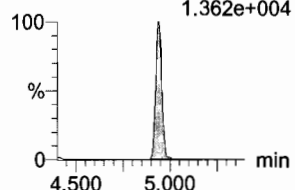
F18:MRM of 2 channels,ES-
413 > 169
1.987e+004



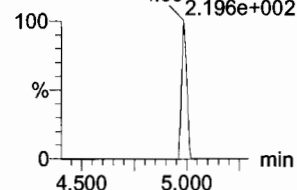
F23:MRM of 2 channels,ES-
449 > 98.7
5.069e+003



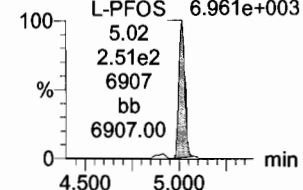
F24:MRM of 2 channels,ES-
463.0 > 219.0
1.362e+004



F27:MRM of 2 channels,ES-
498.1 > 478
2.196e+002

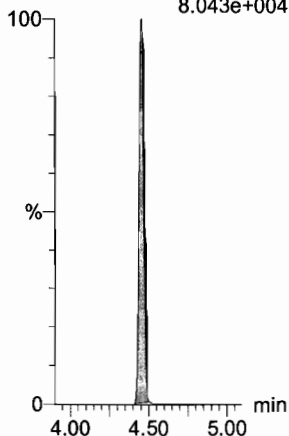


F29:MRM of 2 channels,ES-
499 > 99
6.961e+003




13C2-6:2 FTS

F22:MRM of 1 channel,ES-
429.1 > 408.9
8.043e+004



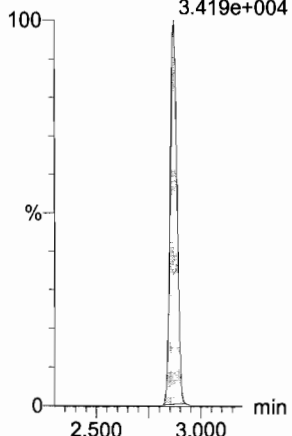
13C2-PFOA

F19:MRM of 1 channel,ES-
414.9 > 369.7
2.944e+005




13C3-PFBS

F7:MRM of 1 channel,ES-
302. > 98.8
3.419e+004



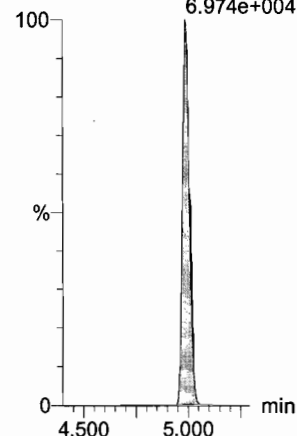
13C5-PFNA

F25:MRM of 1 channel,ES-
468.2 > 422.9
3.150e+005



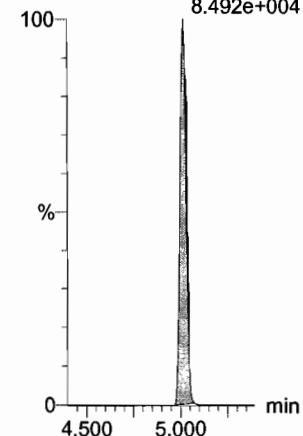
13C8-PFOA

F31:MRM of 1 channel,ES-
506.1 > 77.7
6.974e+004



13C8-PFOS

F32:MRM of 1 channel,ES-
507.0 > 79.9
8.492e+004



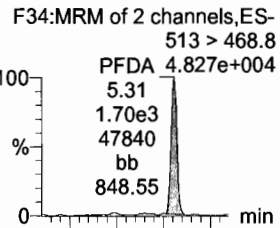
Dataset: U:\Q4.PRO\results\180106M2\170106M2-CRV.qld

Last Altered: Sunday, January 07, 2018 10:46:35 Pacific Standard Time

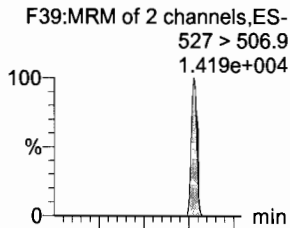
Printed: Sunday, January 07, 2018 10:47:02 Pacific Standard Time

Name: 180106M2_13, Date: 06-Jan-2018, Time: 18:49:55, ID: ST180106M2-4 PFC CS1 17L2808, Description: PFC CS1 17L2808

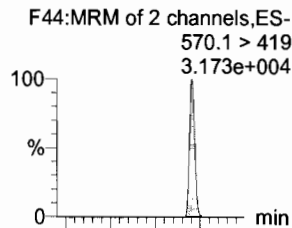
PFDA



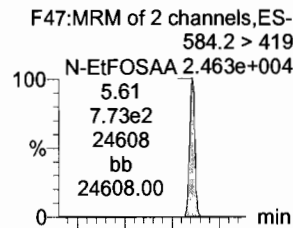
8:2 FTS



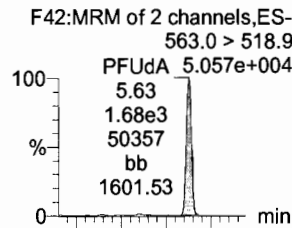
N-MeFOSAA



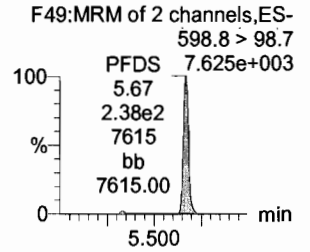
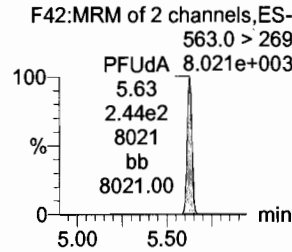
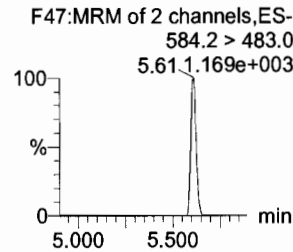
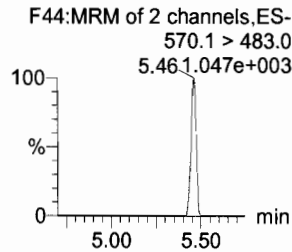
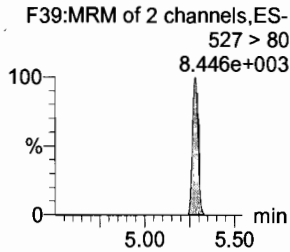
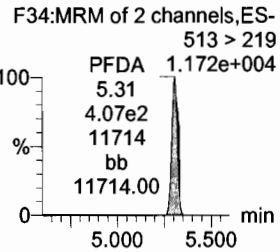
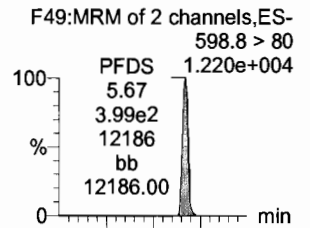
N-EtFOSAA



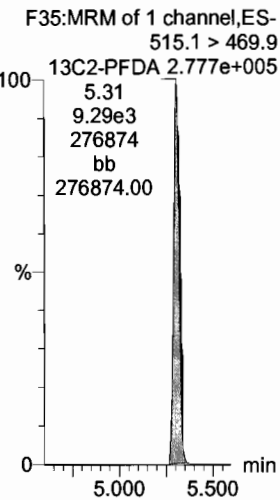
PFUdA




PFDS



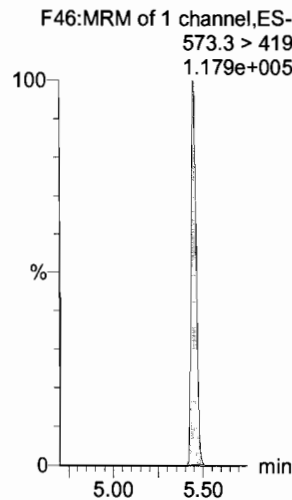
13C2-PFDA




13C2-8:2 FTS



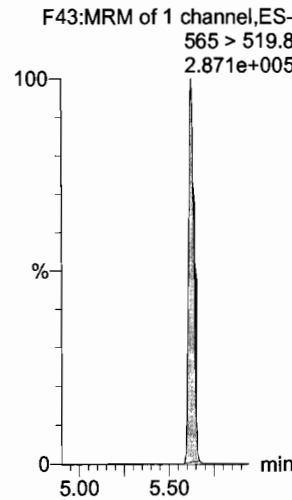
d3-N-MeFOSAA




d5-N-EtFOSAA



13C2-PFUdA



13C2-PFUDS



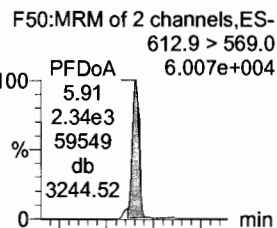
Dataset: U:\Q4.PRO\results\180106M2\170106M2-CRV.qld

Last Altered: Sunday, January 07, 2018 10:46:35 Pacific Standard Time

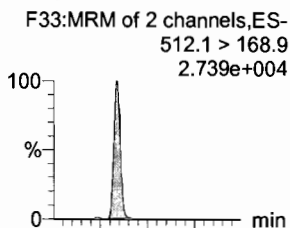
Printed: Sunday, January 07, 2018 10:47:02 Pacific Standard Time

Name: 180106M2_13, Date: 06-Jan-2018, Time: 18:49:55, ID: ST180106M2-4 PFC CS1 17L2808, Description: PFC CS1 17L2808

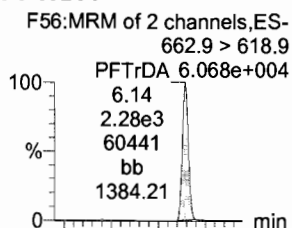
PFD_oA



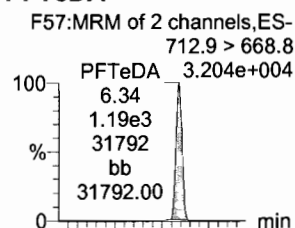
N-MeFOSA



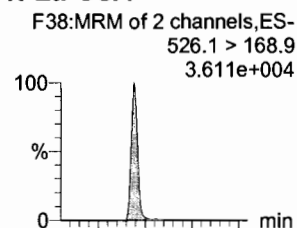
PFT_rDA



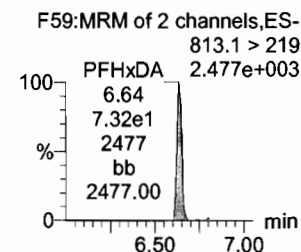
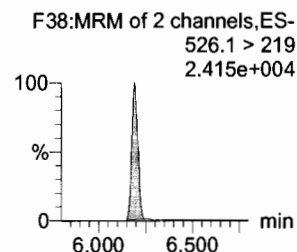
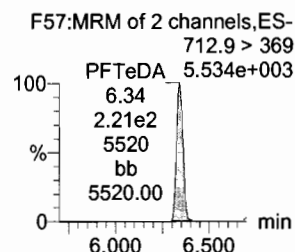
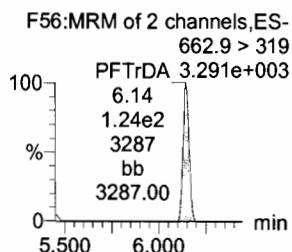
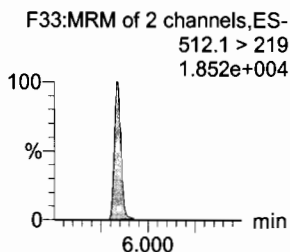
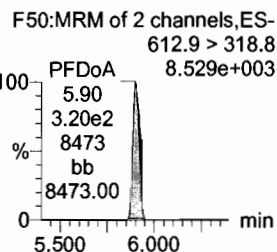
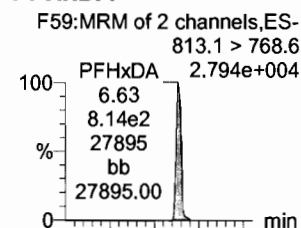
PFT_eDA




N-EtFOSA




PFH_xDA




13C2-PFD_oA




d3-N-MeFOSA



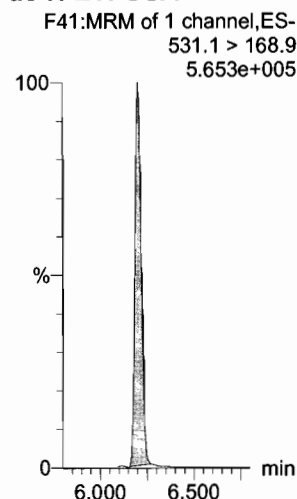
13C2-PFT_rDA



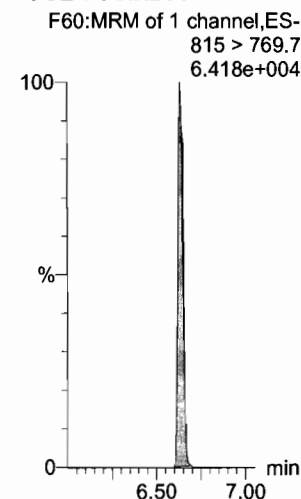
13C2-PFT_eDA



d5-N-ETFOSA



13C2-PFH_xDA




Dataset: U:\Q4.PRO\results\180106M2\170106M2-CRV.qld

Last Altered: Sunday, January 07, 2018 10:46:35 Pacific Standard Time

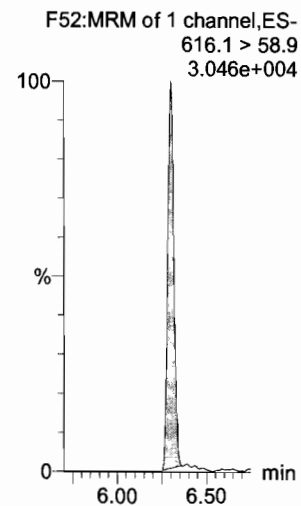
Printed: Sunday, January 07, 2018 10:47:02 Pacific Standard Time

Name: 180106M2_13, Date: 06-Jan-2018, Time: 18:49:55, ID: ST180106M2-4 PFC CS1 17L2808, Description: PFC CS1 17L2808

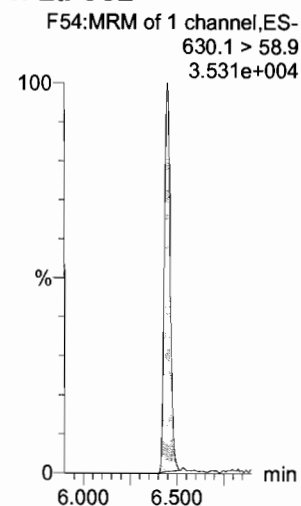
PFODA



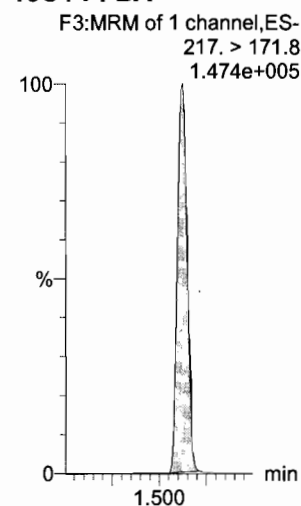
N-MeFOSE



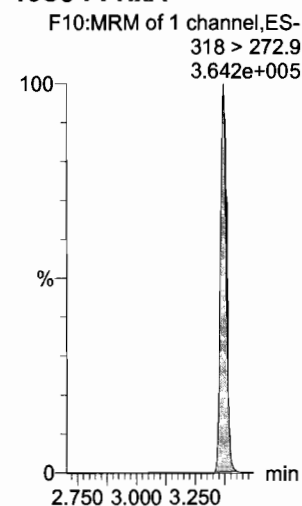
N-EtFOSE



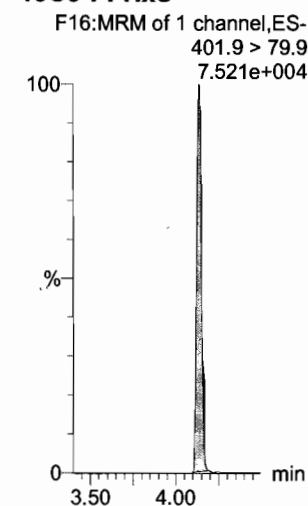
13C4-PFBA



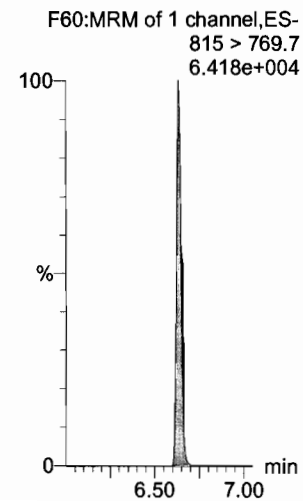
13C5-PFHxA



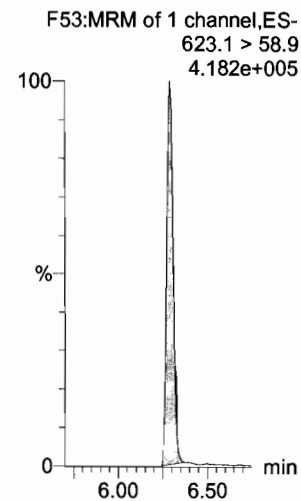
13C3-PFHxS



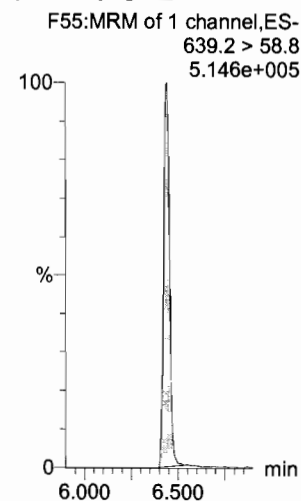
13C2-PFHxDA




d7-N-MeFOSE



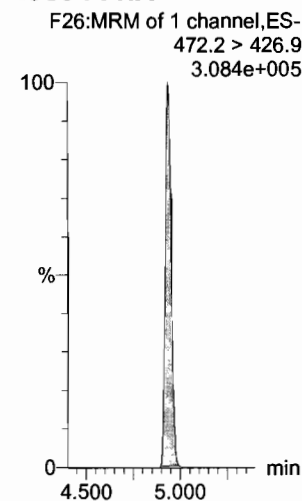
d9-N-EtFOSE



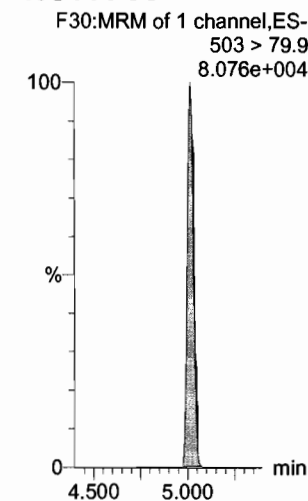
13C8-PFOA



13C9-PFNA



13C4-PFOS



Dataset: U:\Q4.PRO\results\180106M2\170106M2-CRV.qld


Last Altered: Sunday, January 07, 2018 10:46:35 Pacific Standard Time

Printed: Sunday, January 07, 2018 10:47:02 Pacific Standard Time

Name: 180106M2_13, Date: 06-Jan-2018, Time: 18:49:55, ID: ST180106M2-4 PFC CS1 17L2808, Description: PFC CS1 17L2808


13C6-PFDA

F37:MRM of 1 channel,ES-
519.1 > 473.7



13C7-PFUdA

F45:MRM of 1 channel,ES-
570.1 > 524.8

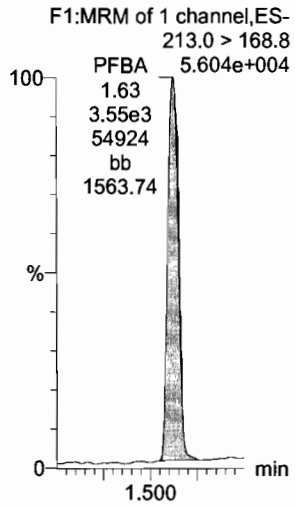


Dataset: U:\Q4.PRO\results\180106M2\170106M2-CRV.qld


Last Altered: Sunday, January 07, 2018 10:46:35 Pacific Standard Time
Printed: Sunday, January 07, 2018 10:47:02 Pacific Standard Time

Name: 180106M2_14, Date: 06-Jan-2018, Time: 19:01:07, ID: ST180106M2-5 PFC CS2 17L2809, Description: PFC CS2 17L2809

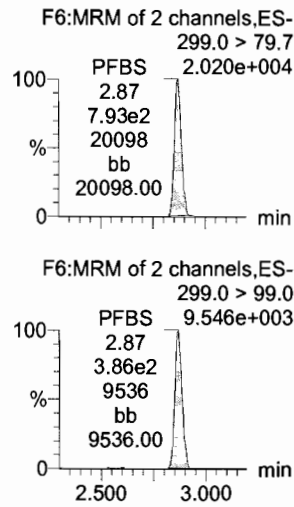
PFBA



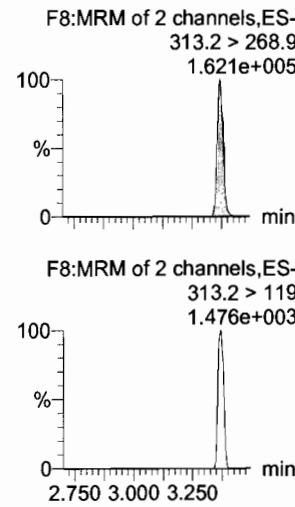
PFPeA



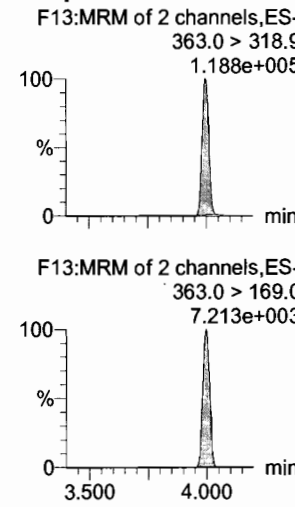
PFBS



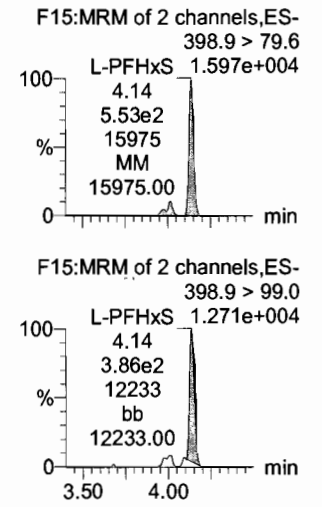
PFHxA




PFHpA




L-PFHxS



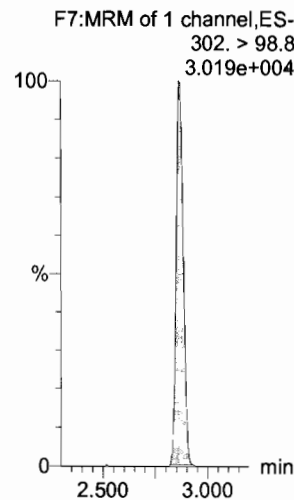
13C3-PFBA




13C3-PFPeA



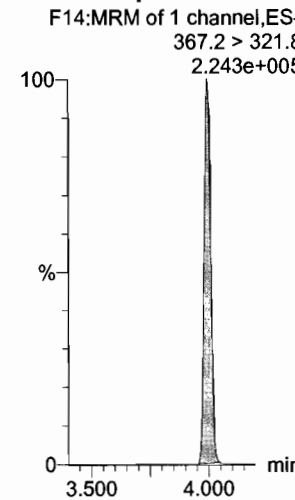
13C3-PFBS




13C2-PFHxA



13C4-PFHpA



18O2-PFHxS



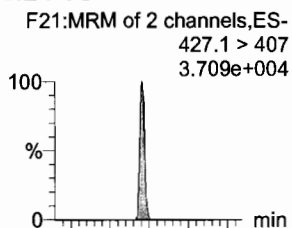
Dataset: U:\Q4.PRO\results\180106M2\170106M2-CRV.qld

Last Altered: Sunday, January 07, 2018 10:46:35 Pacific Standard Time

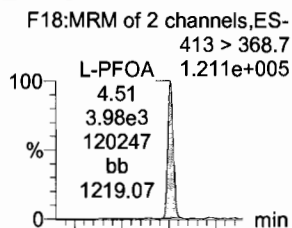
Printed: Sunday, January 07, 2018 10:47:02 Pacific Standard Time

Name: 180106M2_14, Date: 06-Jan-2018, Time: 19:01:07, ID: ST180106M2-5 PFC CS2 17L2809, Description: PFC CS2 17L2809

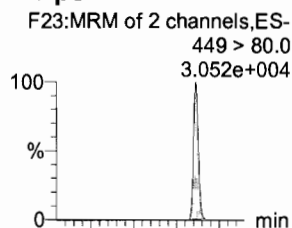
6:2 FTS



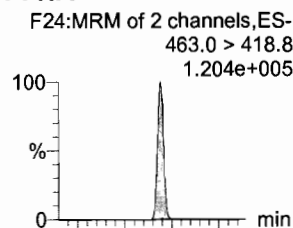
L-PFOA



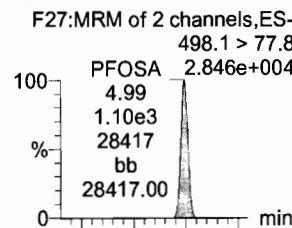
PFHpS



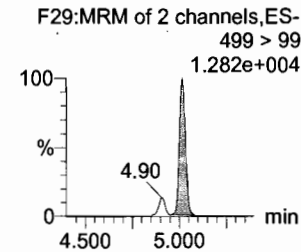
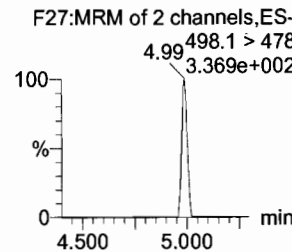
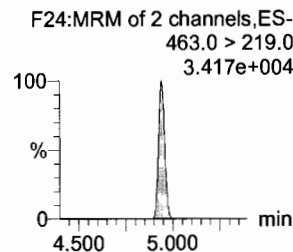
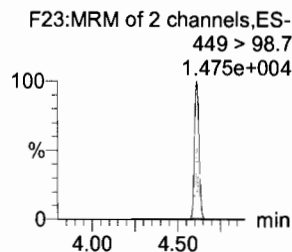
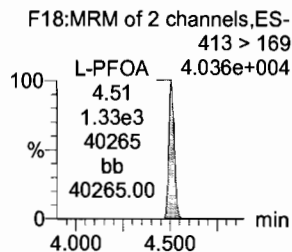
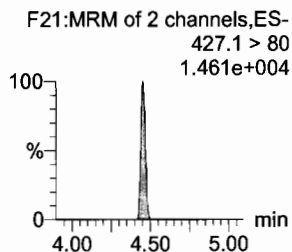
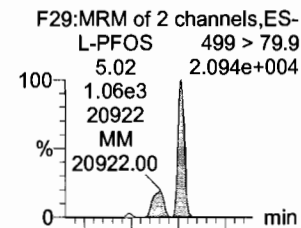
PFNA



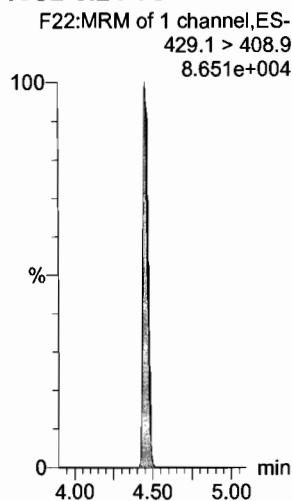
PFOSA



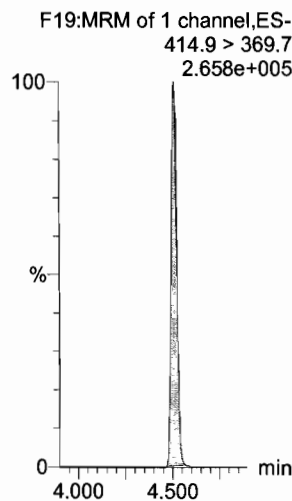
L-PFOS




13C2-6:2 FTS



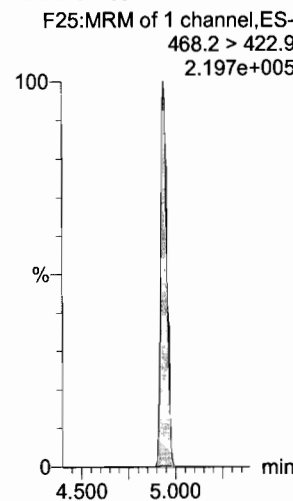
13C2-PFOA



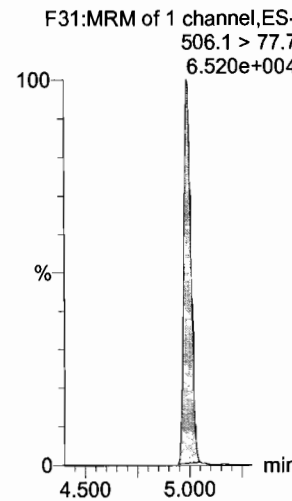
13C3-PFBS



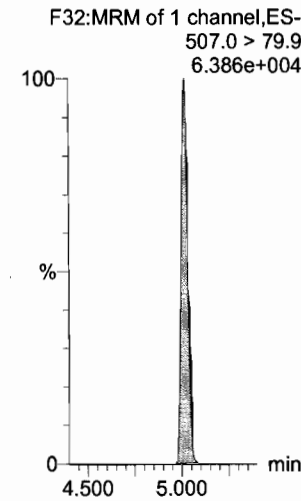
13C5-PFNA



13C8-PFOSA



13C8-PFOS



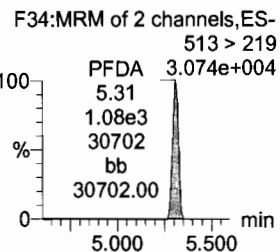
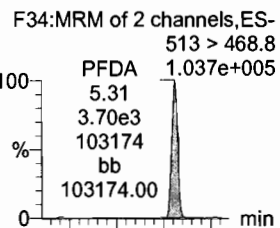
Dataset: U:\Q4.PRO\results\180106M2\170106M2-CRV.qld

Last Altered: Sunday, January 07, 2018 10:46:35 Pacific Standard Time

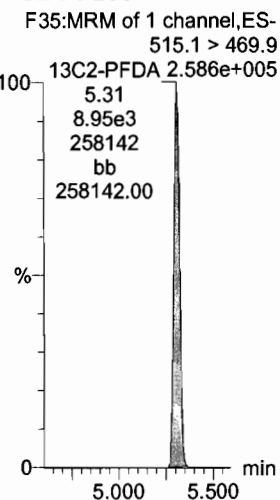
Printed: Sunday, January 07, 2018 10:47:02 Pacific Standard Time

Name: 180106M2_14, Date: 06-Jan-2018, Time: 19:01:07, ID: ST180106M2-5 PFC CS2 17L2809, Description: PFC CS2 17L2809

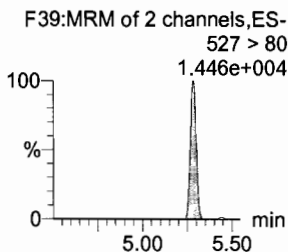
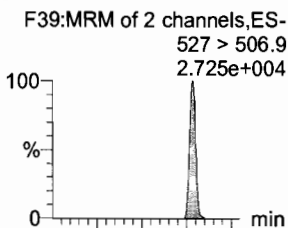
PFDA




13C2-PFDA



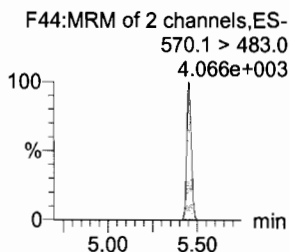
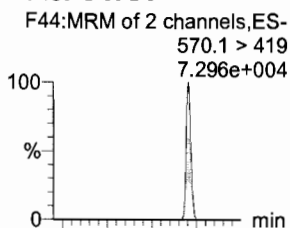
8:2 FTS



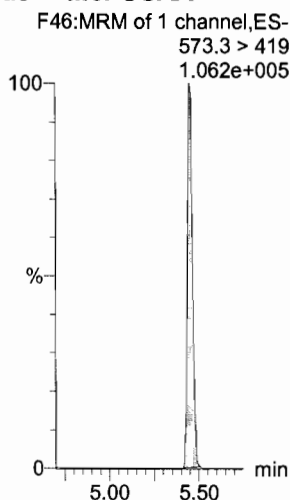
13C2-8:2 FTS



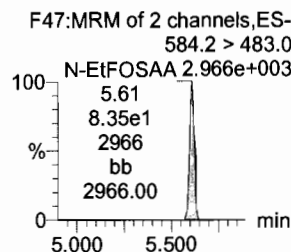
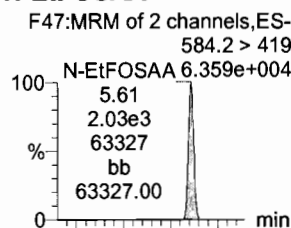
N-MeFOSAA




d3-N-MeFOSAA



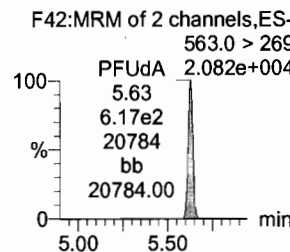
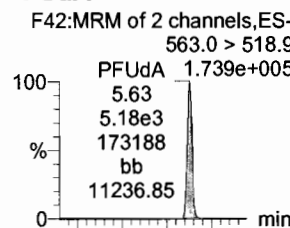
N-EtFOSAA




d5-N-EtFOSAA



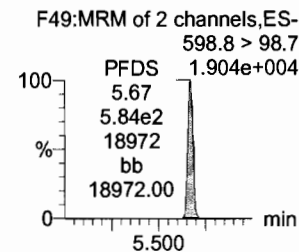
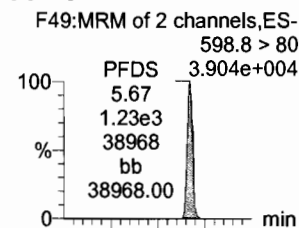
PFUdA



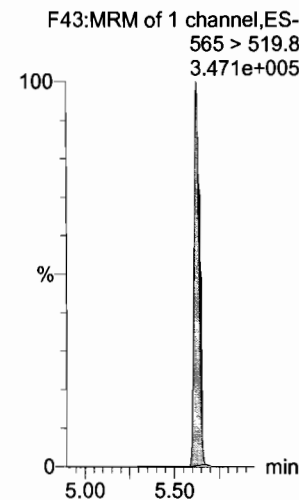
13C2-PFUdA



PFDS



13C2-PFUdA



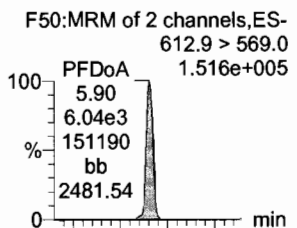
Dataset: U:\Q4.PRO\results\180106M2\170106M2-CRV.qld

Last Altered: Sunday, January 07, 2018 10:46:35 Pacific Standard Time

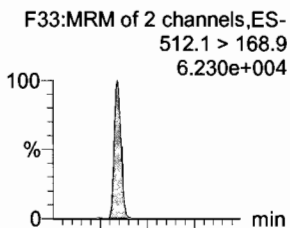
Printed: Sunday, January 07, 2018 10:47:02 Pacific Standard Time

Name: 180106M2_14, Date: 06-Jan-2018, Time: 19:01:07, ID: ST180106M2-5 PFC CS2 17L2809, Description: PFC CS2 17L2809

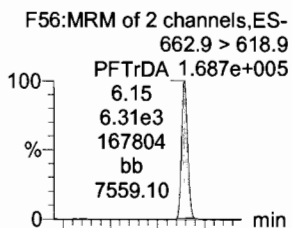
PFD_oA



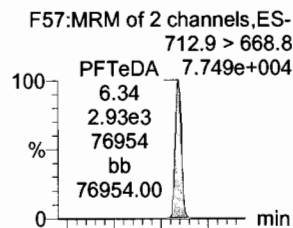
N-MeFOSA



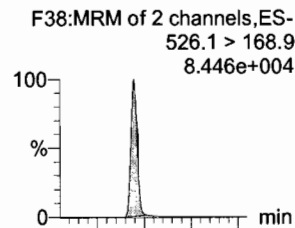
PFT_rDA



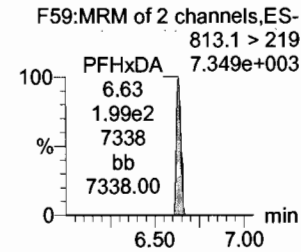
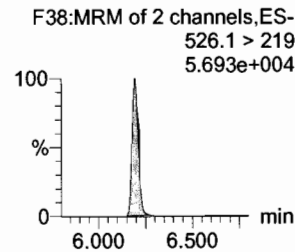
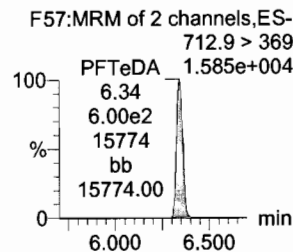
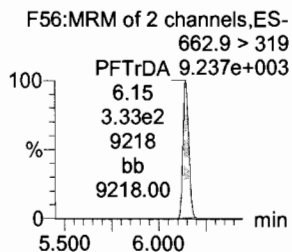
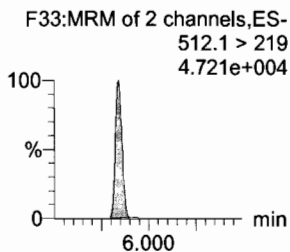
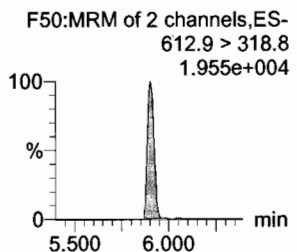
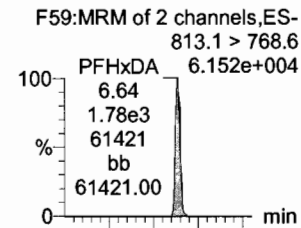
PFT_eDA




N-EtFOSA




PFH_xDA



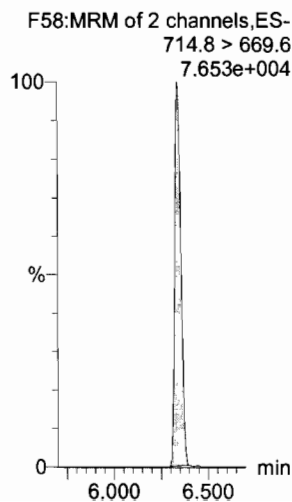
13C2-PFD_oA



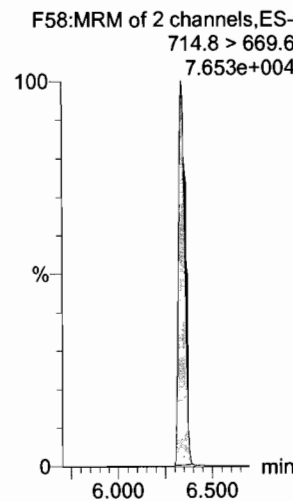
d3-N-MeFOSA



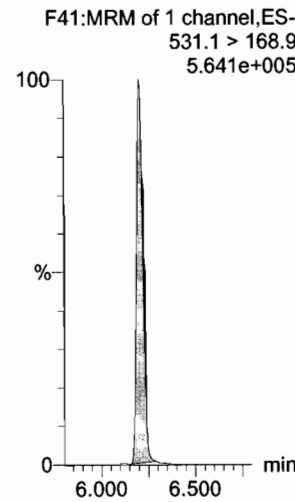
13C2-PFT_eDA



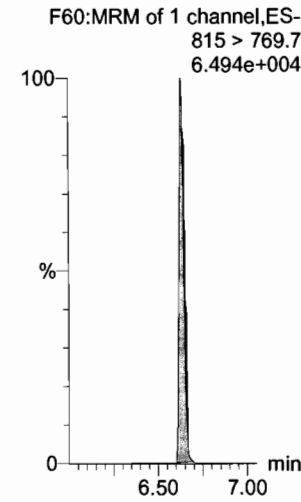
13C2-PFT_eDA



d5-N-ETFOA



13C2-PFH_xDA




Dataset: U:\Q4.PRO\results\180106M2\170106M2-CRV.qld

Last Altered: Sunday, January 07, 2018 10:46:35 Pacific Standard Time

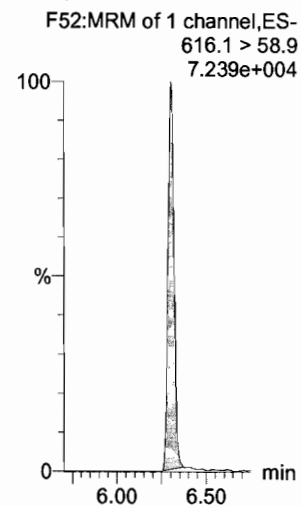
Printed: Sunday, January 07, 2018 10:47:02 Pacific Standard Time

Name: 180106M2_14, Date: 06-Jan-2018, Time: 19:01:07, ID: ST180106M2-5 PFC CS2 17L2809, Description: PFC CS2 17L2809

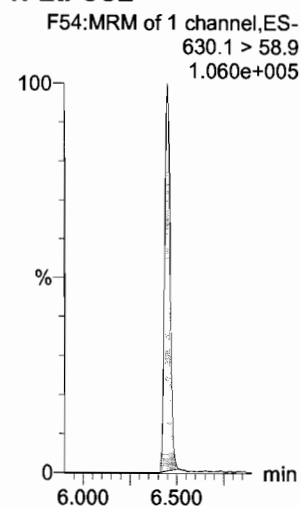
PFODA



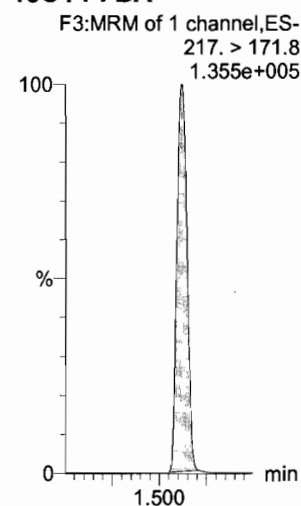
N-MeFOSE




N-EtFOSE



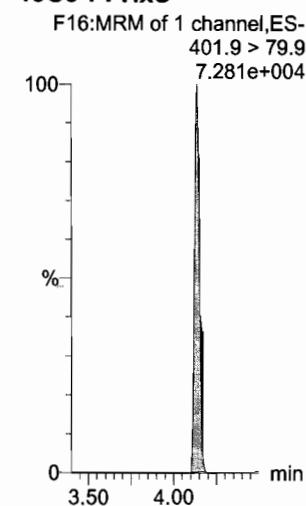
13C4-PFBA




13C5-PFHxA



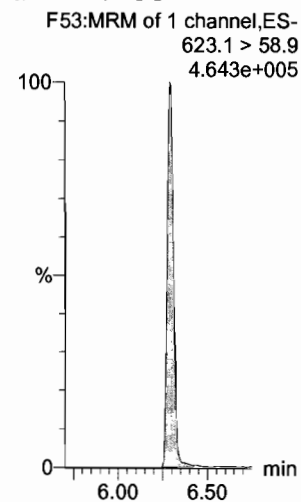
13C3-PFHxS



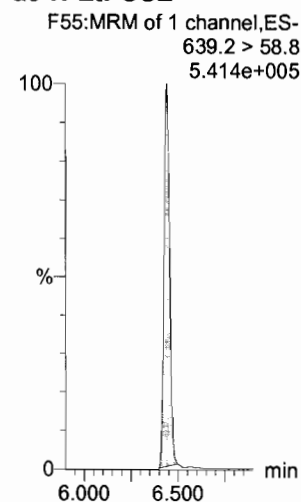
13C2-PFHxDA



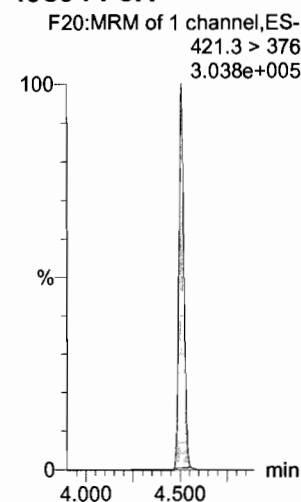
d7-N-MeFOSE




d9-N-EtFOSE



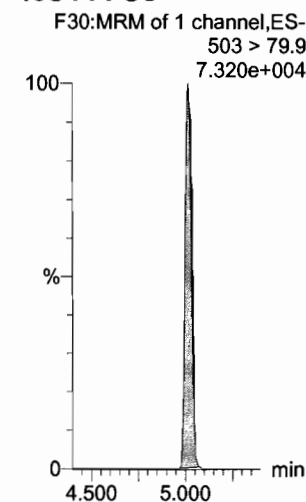
13C8-PFOA



13C9-PFNA



13C4-PFOS



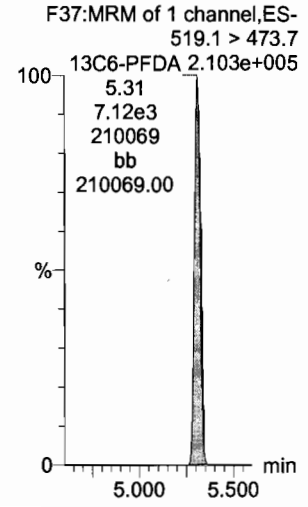
Dataset: U:\Q4.PRO\results\180106M2\170106M2-CRV.qld

Last Altered: Sunday, January 07, 2018 10:46:35 Pacific Standard Time

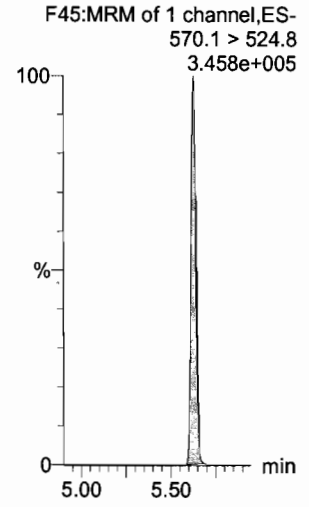
Printed: Sunday, January 07, 2018 10:47:02 Pacific Standard Time

Name: 180106M2_14, Date: 06-Jan-2018, Time: 19:01:07, ID: ST180106M2-5 PFC CS2 17L2809, Description: PFC CS2 17L2809

13C6-PFDA



13C7-PFUdA



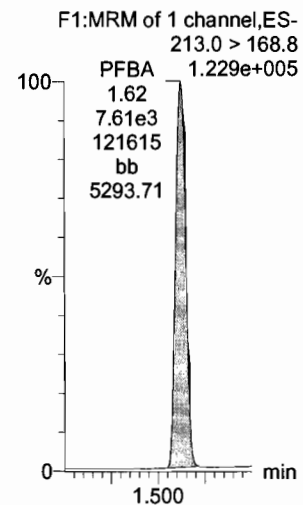
Dataset: U:\Q4.PRO\results\180106M2\170106M2-CRV.qld

Last Altered: Sunday, January 07, 2018 10:46:35 Pacific Standard Time

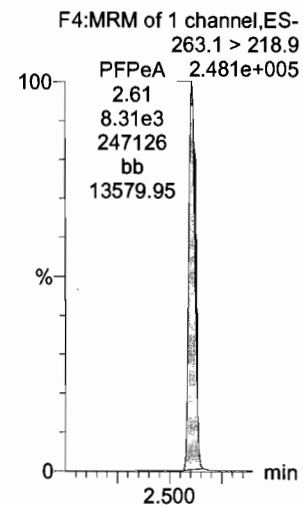
Printed: Sunday, January 07, 2018 10:47:02 Pacific Standard Time

Name: 180106M2_15, Date: 06-Jan-2018, Time: 19:12:17, ID: ST180106M2-6 PFC CS3 17L2810, Description: PFC CS3 17L2810

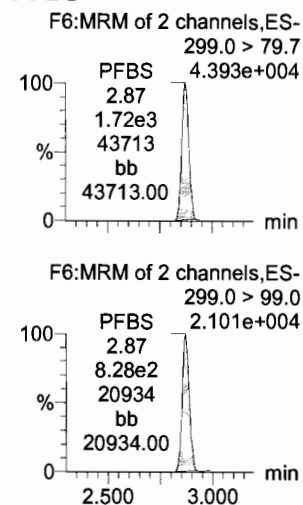
PFBA



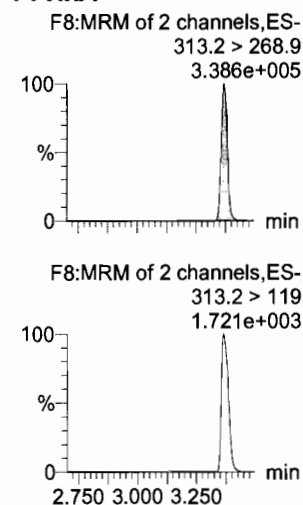
PFPeA



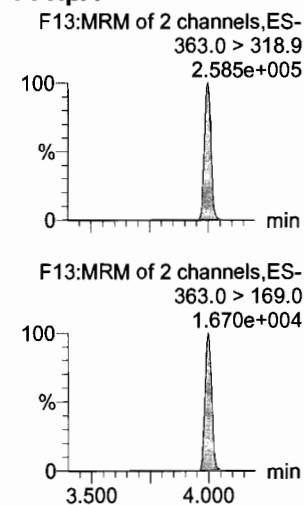
PFBS



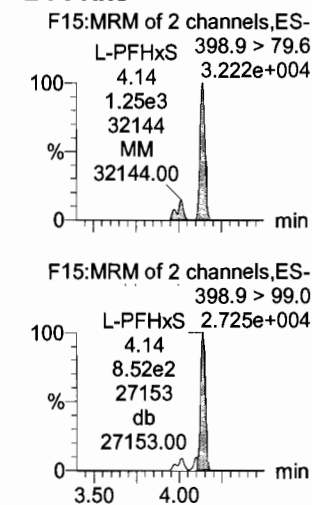
PFHxA



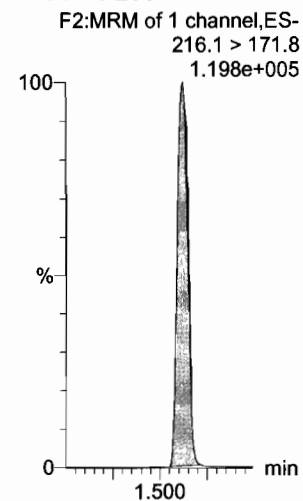
PFHpA



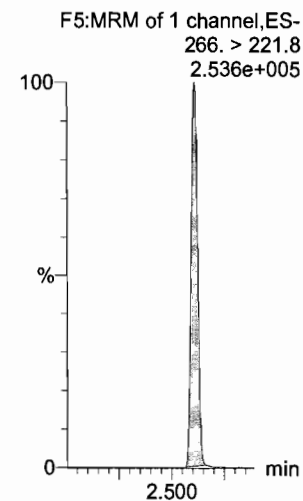
L-PFHxS




13C3-PFBA



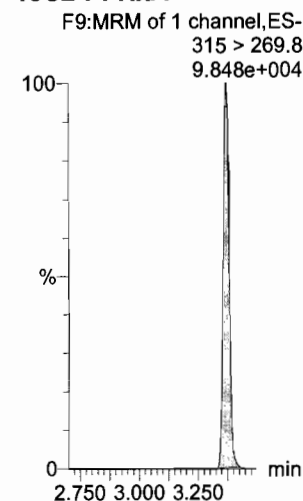
13C3-PFPeA




13C3-PFBS



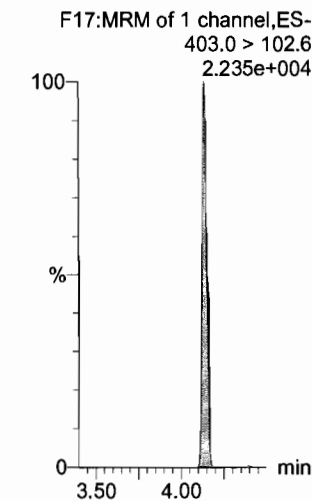
13C2-PFHxA



13C4-PFHpA



18O2-PFHxS



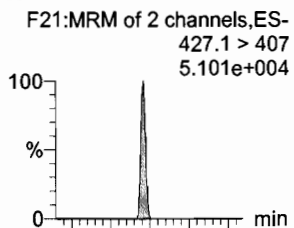
Dataset: U:\Q4.PRO\results\180106M2\170106M2-CRV.qld

Last Altered: Sunday, January 07, 2018 10:46:35 Pacific Standard Time

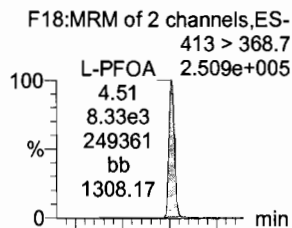
Printed: Sunday, January 07, 2018 10:47:02 Pacific Standard Time

Name: 180106M2_15, Date: 06-Jan-2018, Time: 19:12:17, ID: ST180106M2-6 PFC CS3 17L2810, Description: PFC CS3 17L2810

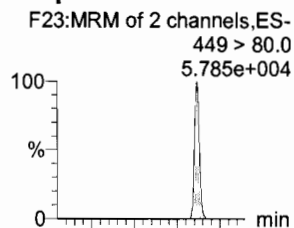
6:2 FTS



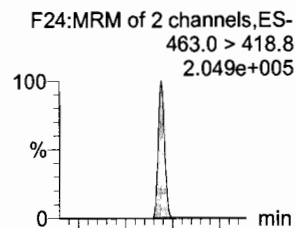
L-PFOA



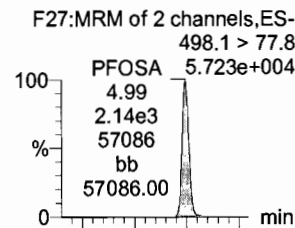
PFHpS



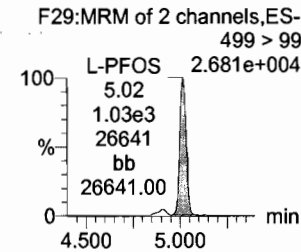
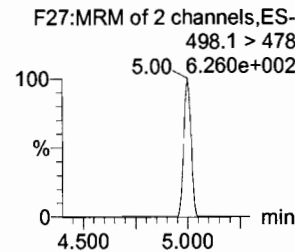
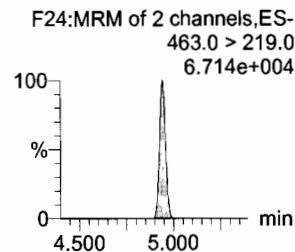
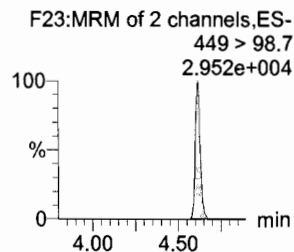
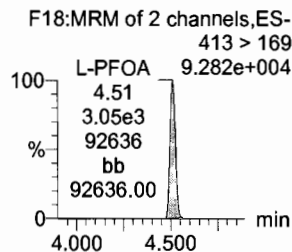
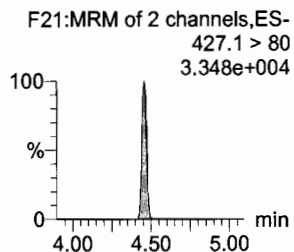
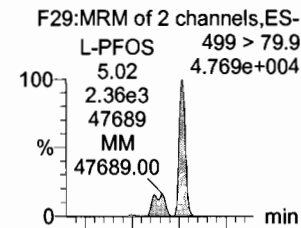
PFNA



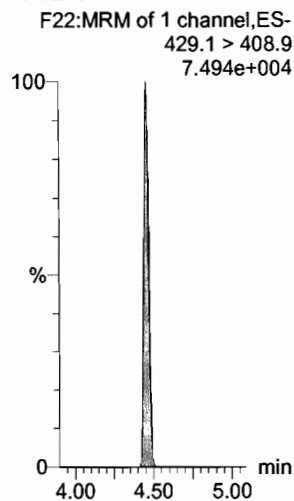
PFOSA



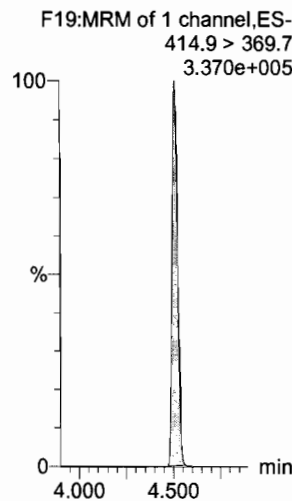
L-PFOS



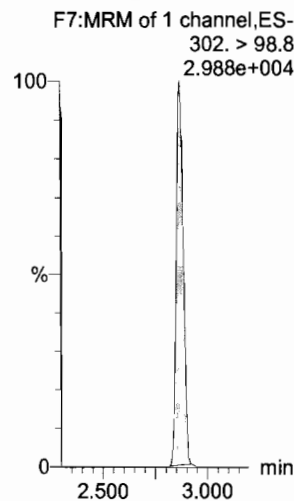
13C2-6:2 FTS



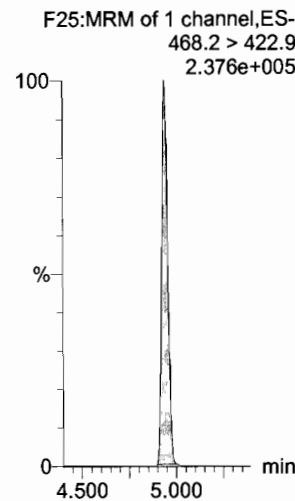
13C2-PFOA



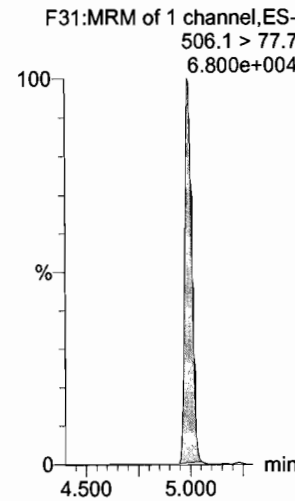
13C3-PFBS



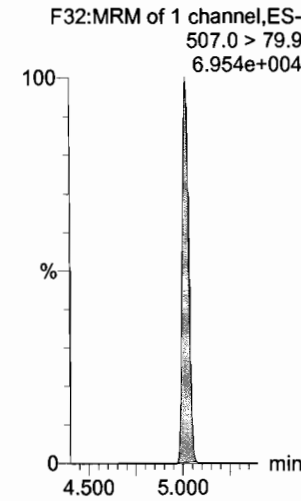
13C5-PFNA



13C8-PFOSA



13C8-PFOS



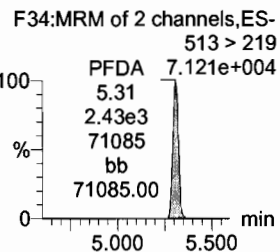
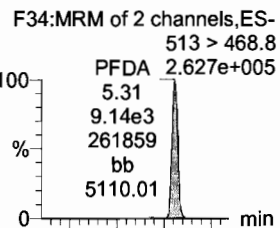
Dataset: U:\Q4.PRO\results\180106M2\170106M2-CRV.qld

Last Altered: Sunday, January 07, 2018 10:46:35 Pacific Standard Time

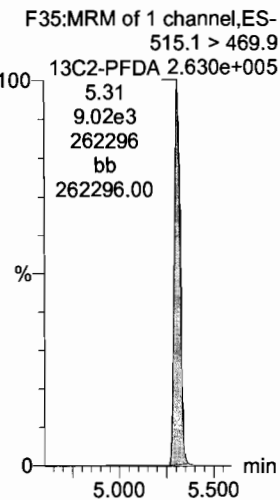
Printed: Sunday, January 07, 2018 10:47:02 Pacific Standard Time

Name: 180106M2_15, Date: 06-Jan-2018, Time: 19:12:17, ID: ST180106M2-6 PFC CS3 17L2810, Description: PFC CS3 17L2810

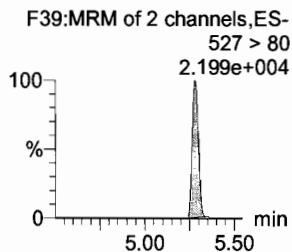
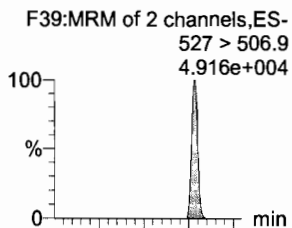
PFDA



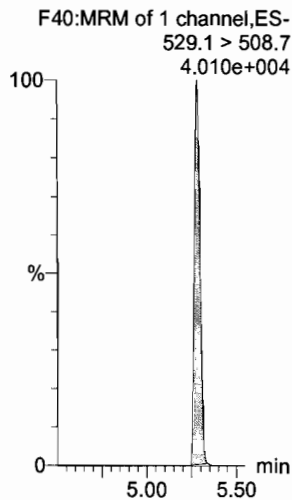
13C2-PFDA



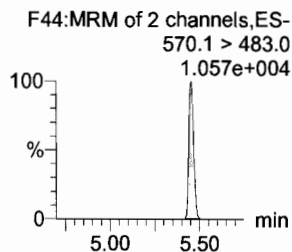
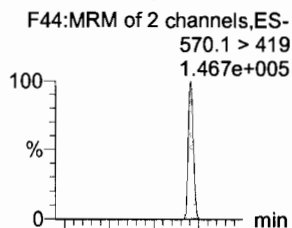
8:2 FTS



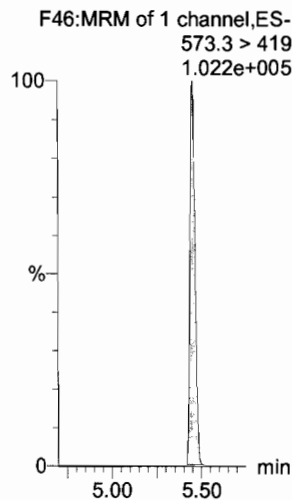
13C2-8:2 FTS



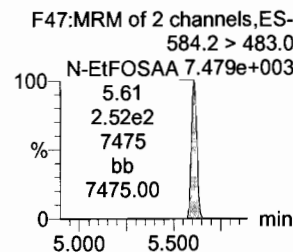
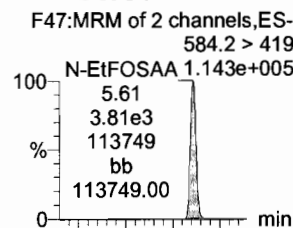
N-MeFOSAA



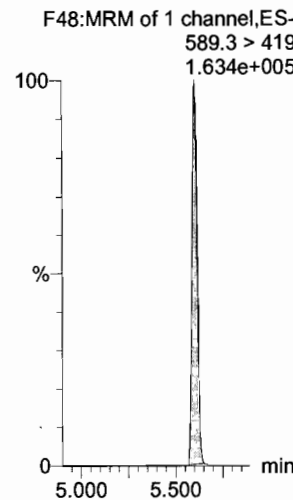
d3-N-MeFOSAA



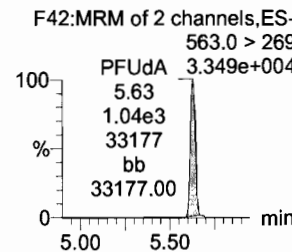
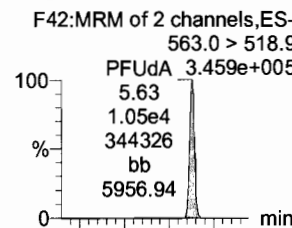
N-EtFOSAA



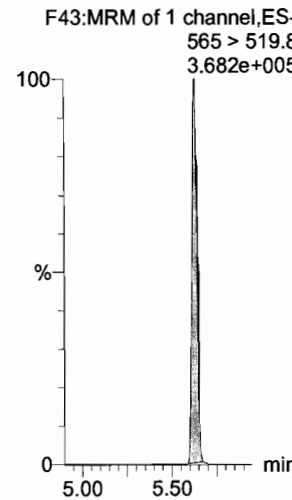
d5-N-EtFOSAA



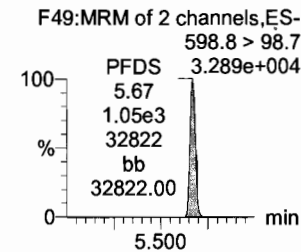
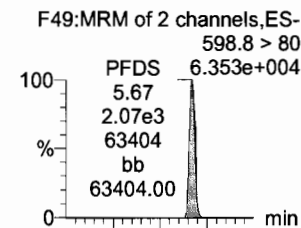
PFUdA



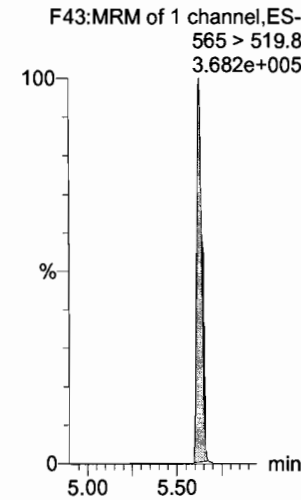
13C2-PFUdA



PFDS



13C2-PFUdA



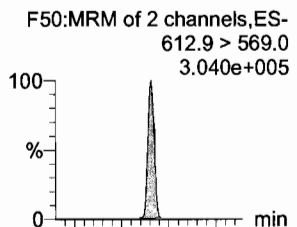
Dataset: U:\Q4.PRO\results\180106M2\170106M2-CRV.qld

Last Altered: Sunday, January 07, 2018 10:46:35 Pacific Standard Time

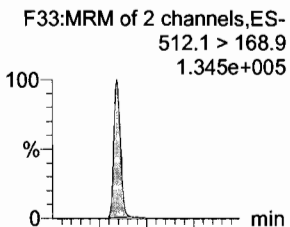
Printed: Sunday, January 07, 2018 10:47:02 Pacific Standard Time

Name: 180106M2_15, Date: 06-Jan-2018, Time: 19:12:17, ID: ST180106M2-6 PFC CS3 17L2810, Description: PFC CS3 17L2810

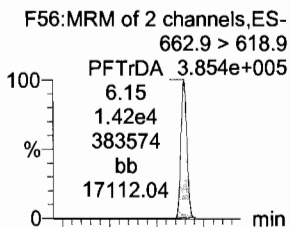
PFD_oA



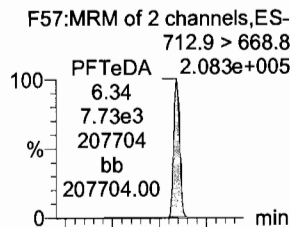
N-MeFOSA



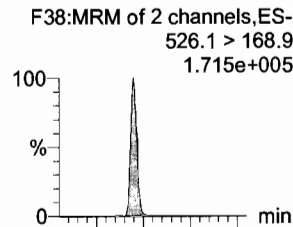
PFT_rDA



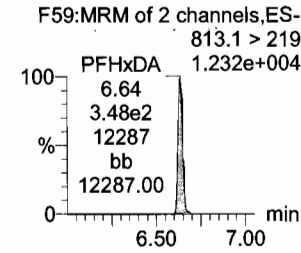
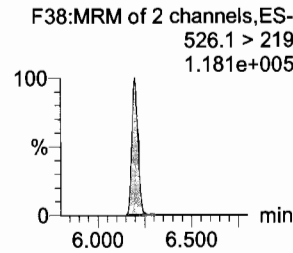
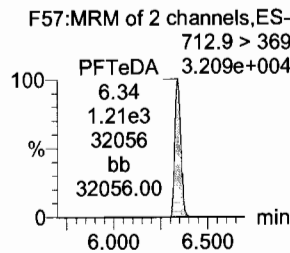
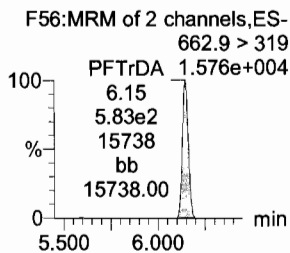
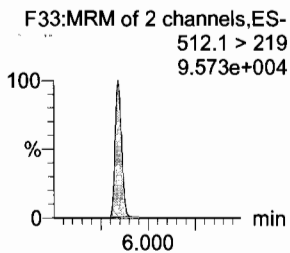
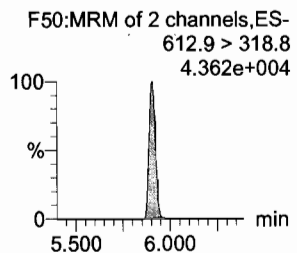
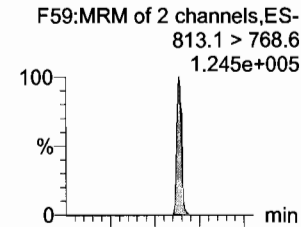
PFT_eDA



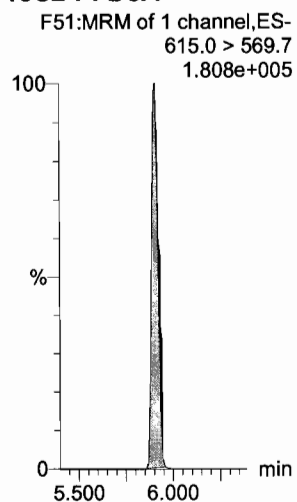
N-EtFOSA




PFH_xDA



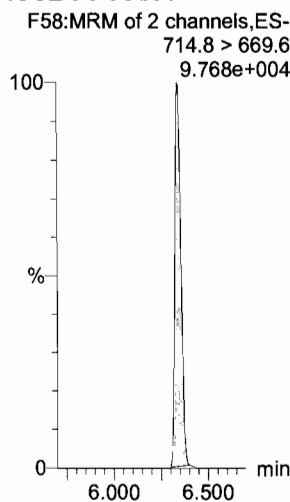
13C2-PFD_oA



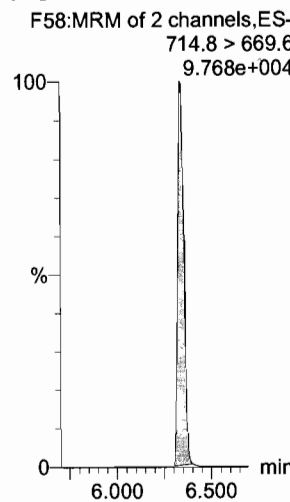
d3-N-MeFOSA



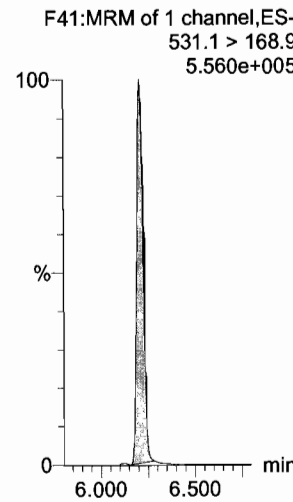
13C2-PFT_eDA



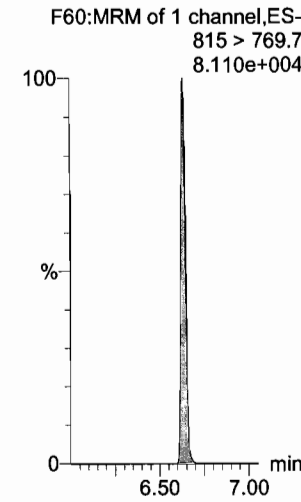
13C2-PFT_eDA



d5-N-ETFOA



13C2-PFH_xDA



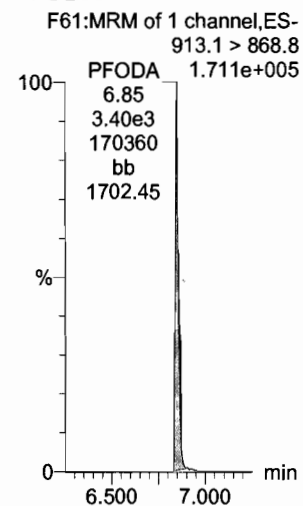
Dataset: U:\Q4.PRO\results\180106M2\170106M2-CRV.qld

Last Altered: Sunday, January 07, 2018 10:46:35 Pacific Standard Time

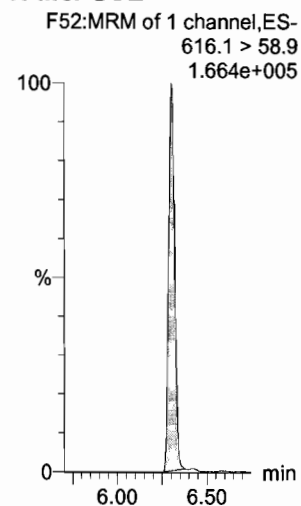
Printed: Sunday, January 07, 2018 10:47:02 Pacific Standard Time

Name: 180106M2_15, Date: 06-Jan-2018, Time: 19:12:17, ID: ST180106M2-6 PFC CS3 17L2810, Description: PFC CS3 17L2810


PFODA



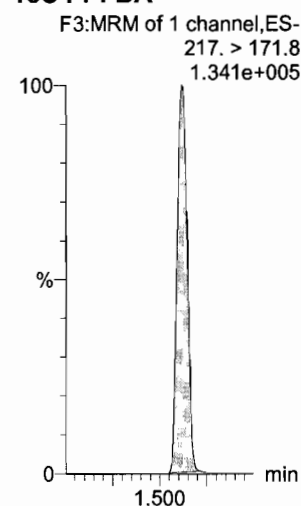
N-MeFOSE



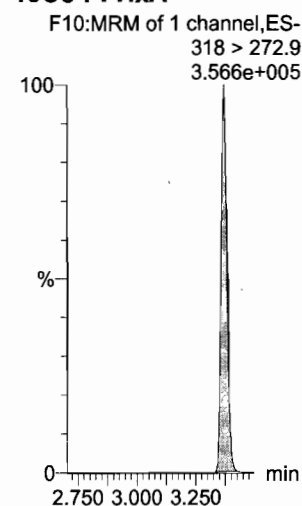
N-EtFOSE




13C4-PFBA



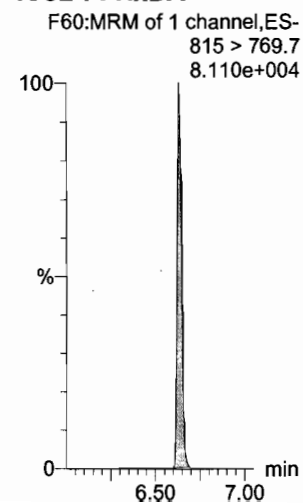
13C5-PFHxA



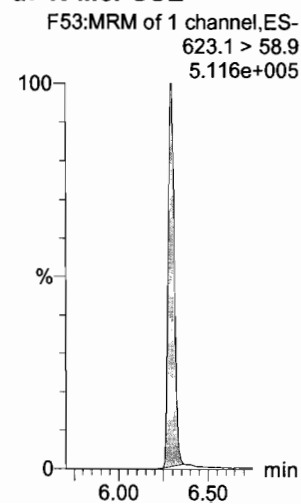
13C3-PFHxS



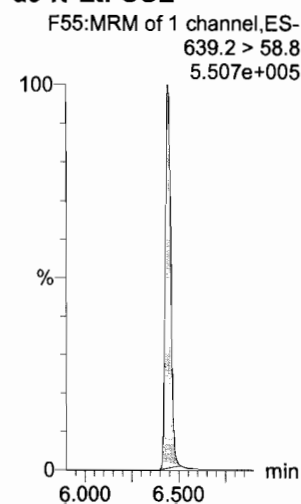
13C2-PFHxDA



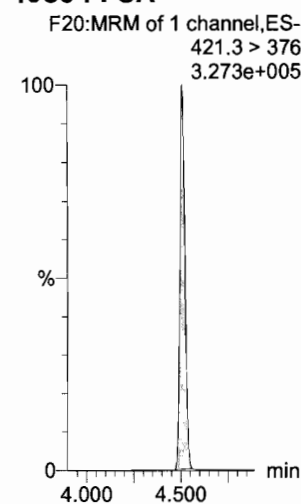
d7-N-MeFOSE



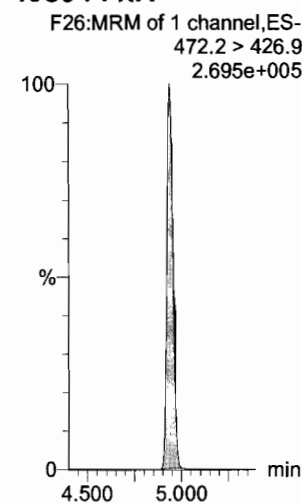
d9-N-EtFOSE



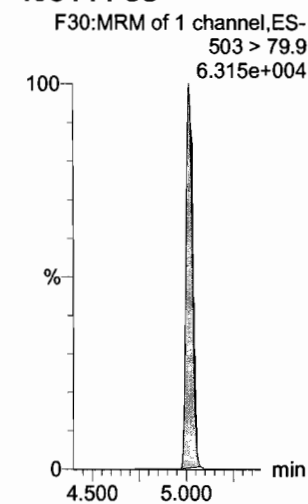
13C8-PFOA



13C9-PFNA



13C4-PFOS



Dataset: U:\Q4.PRO\results\180106M2\170106M2-CRV.qld


Last Altered: Sunday, January 07, 2018 10:46:35 Pacific Standard Time

Printed: Sunday, January 07, 2018 10:47:02 Pacific Standard Time

Name: 180106M2_15, Date: 06-Jan-2018, Time: 19:12:17, ID: ST180106M2-6 PFC CS3 17L2810, Description: PFC CS3 17L2810

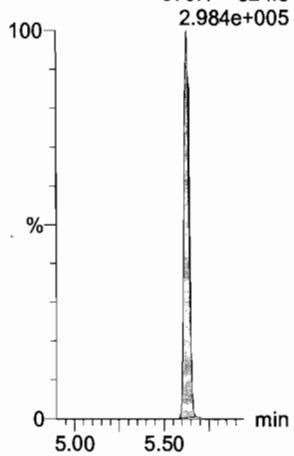
13C6-PFDA

F37:MRM of 1 channel,ES-
519.1 > 473.7



13C7-PFUdA

F45:MRM of 1 channel,ES-
570.1 > 524.8

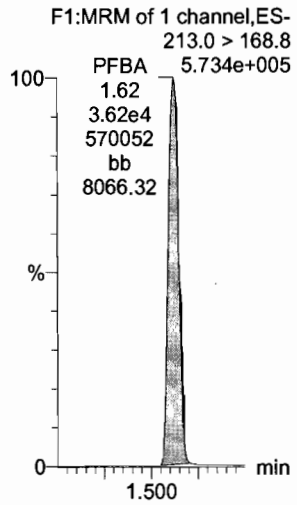


Dataset: U:\Q4.PRO\results\180106M2\170106M2-CRV.qld


Last Altered: Sunday, January 07, 2018 10:46:35 Pacific Standard Time
Printed: Sunday, January 07, 2018 10:47:02 Pacific Standard Time

Name: 180106M2_16, Date: 06-Jan-2018, Time: 19:23:27, ID: ST180106M2-7 PFC CS4 17L2811, Description: PFC CS4 17L2811

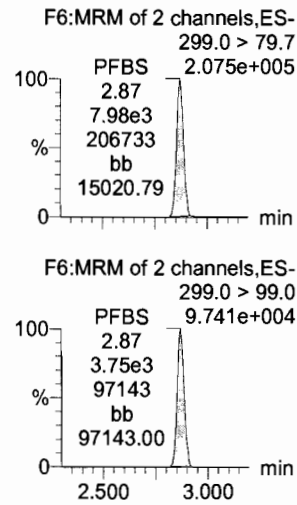
PFBA



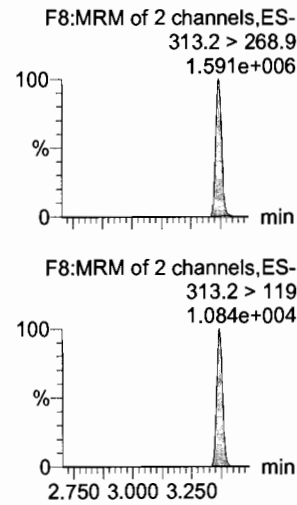
PFPeA



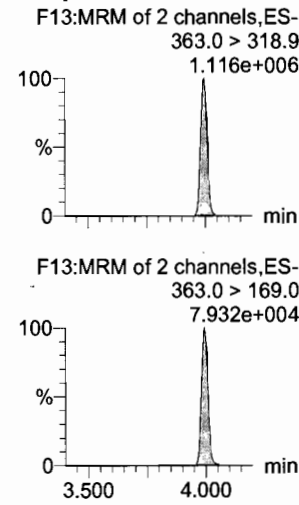
PFBS



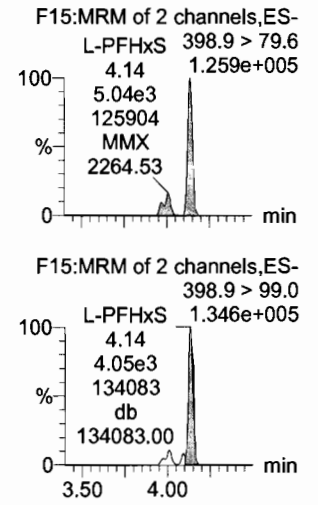
PFHxA



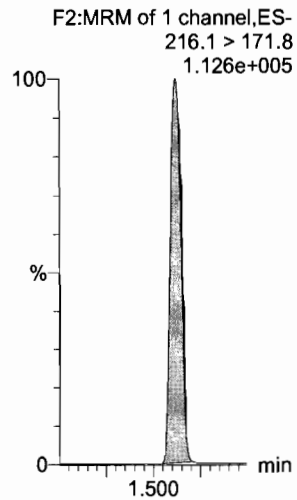
PFHpA




L-PFHxS



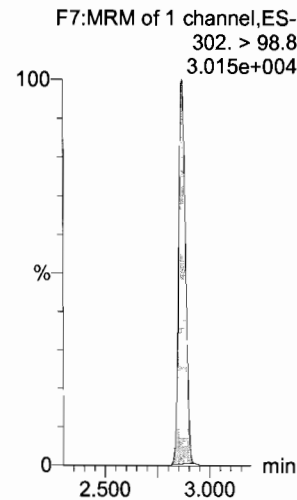
13C3-PFBA



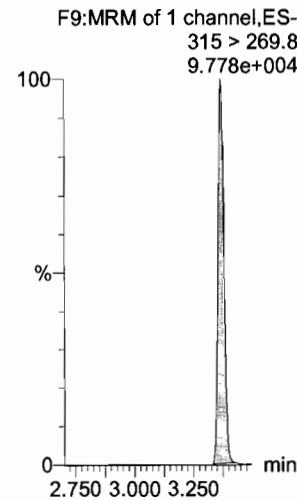
13C3-PFPeA



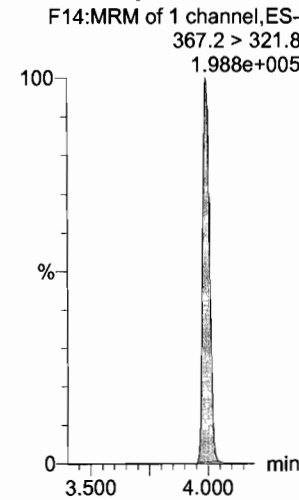
13C3-PFBS



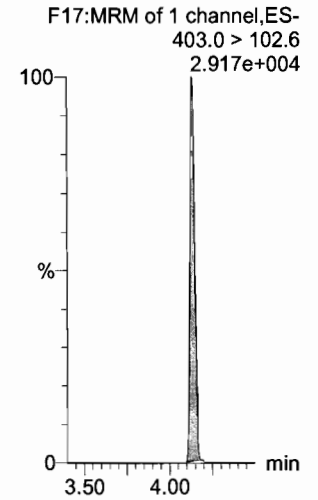
13C2-PFHxA



13C4-PFHpA



18O2-PFHxS



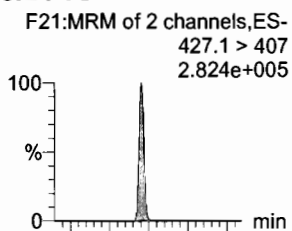
Dataset: U:\Q4.PRO\results\180106M2\170106M2-CRV.qld

Last Altered: Sunday, January 07, 2018 10:46:35 Pacific Standard Time

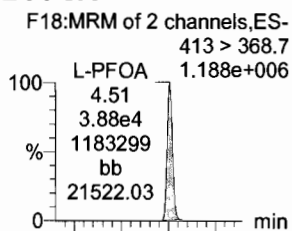
Printed: Sunday, January 07, 2018 10:47:02 Pacific Standard Time

Name: 180106M2_16, Date: 06-Jan-2018, Time: 19:23:27, ID: ST180106M2-7 PFC CS4 17L2811, Description: PFC CS4 17L2811

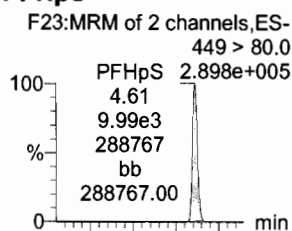
6:2 FTS



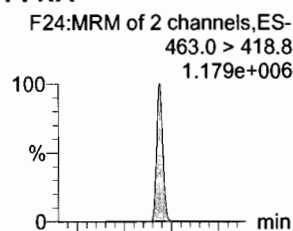
L-PFOA



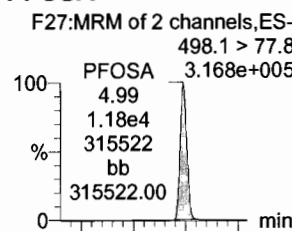
PFHpS



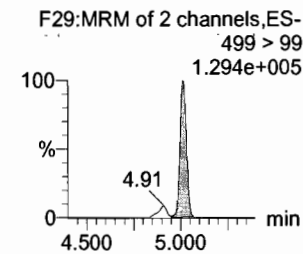
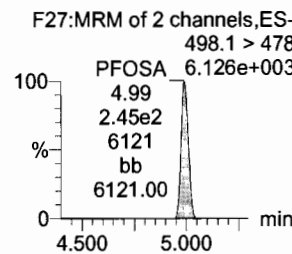
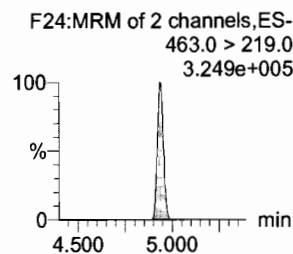
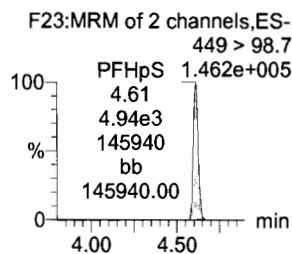
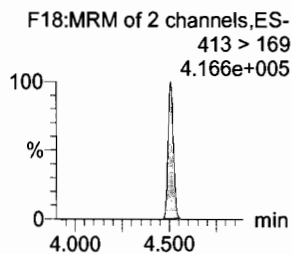
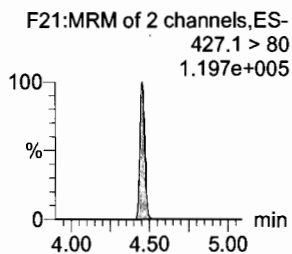
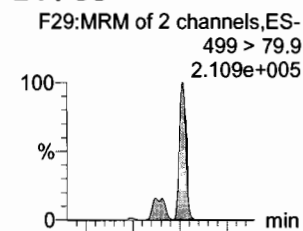
PFNA



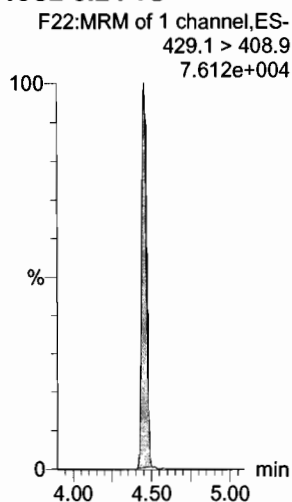
PFOSA



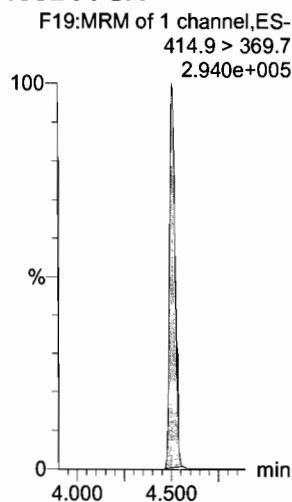
L-PFOS



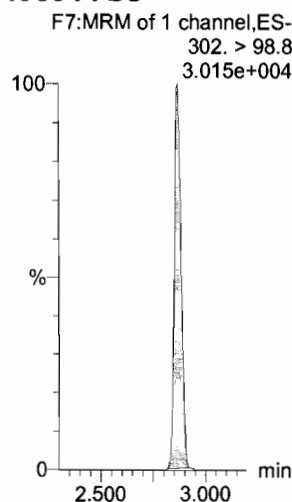
13C2-6:2 FTS



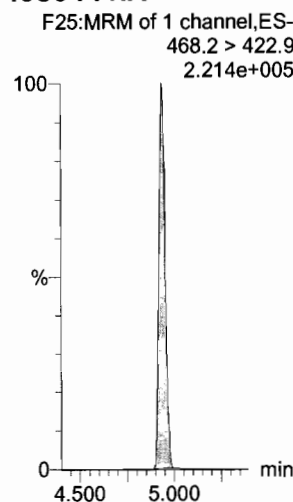
13C2-PFOA




13C3-PFBs



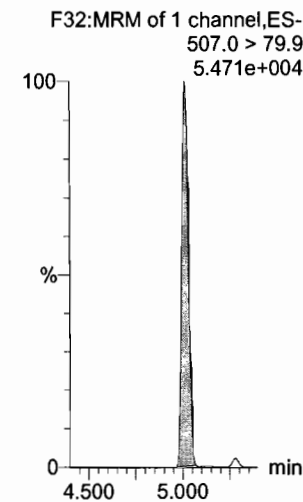
13C5-PFNA



13C8-PFOA



13C8-PFOS



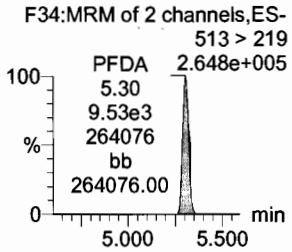
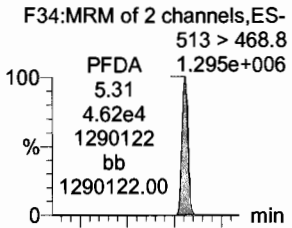
Dataset: U:\Q4.PRO\results\180106M2\170106M2-CRV.qld

Last Altered: Sunday, January 07, 2018 10:46:35 Pacific Standard Time

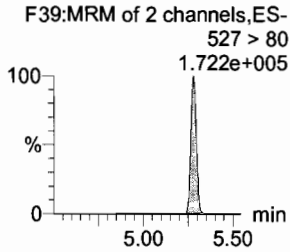
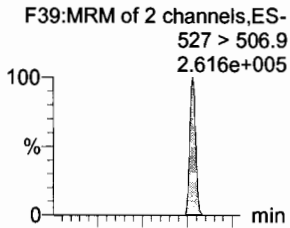
Printed: Sunday, January 07, 2018 10:47:02 Pacific Standard Time

Name: 180106M2_16, Date: 06-Jan-2018, Time: 19:23:27, ID: ST180106M2-7 PFC CS4 17L2811, Description: PFC CS4 17L2811

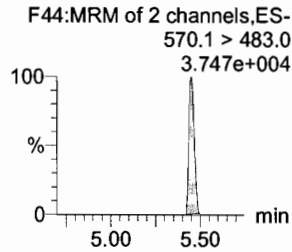
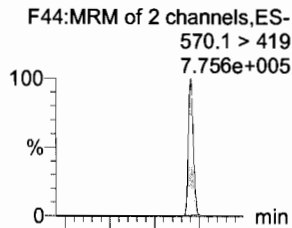
PFDA



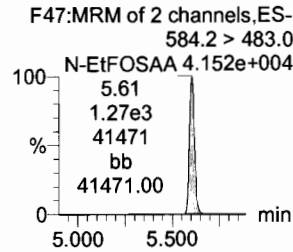
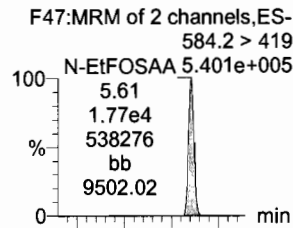
8:2 FTS



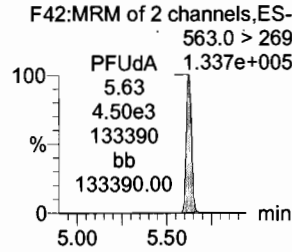
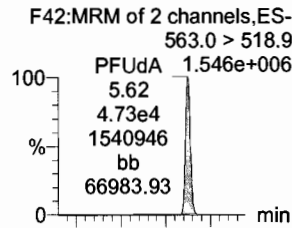
N-MeFOSAA



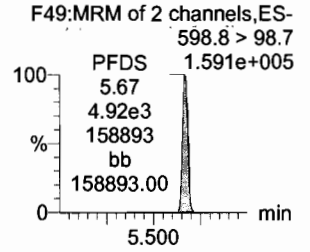
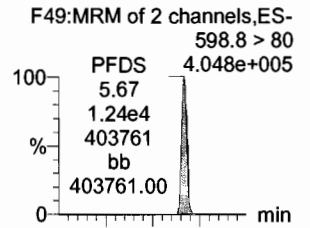
N-EtFOSAA



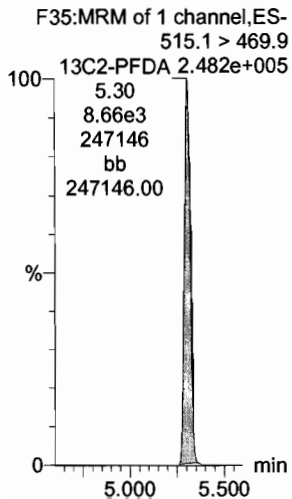
PFUdA




PFDS



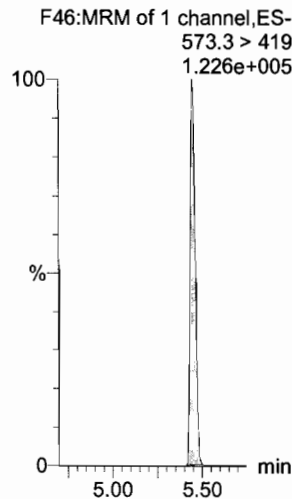
13C2-PFDA



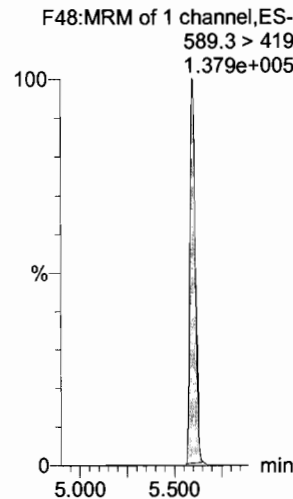
13C2-8:2 FTS



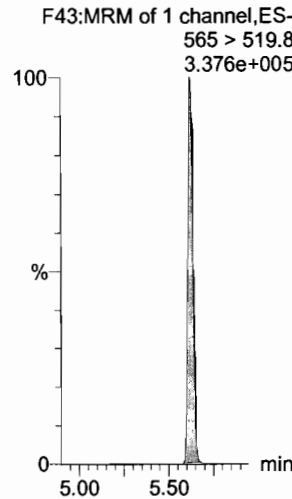
d3-N-MeFOSAA




d5-N-EtFOSAA



13C2-PFUdA



13C2-PFUdA



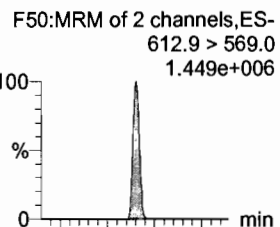
Dataset: U:\Q4.PRO\results\180106M2\170106M2-CRV.qld

Last Altered: Sunday, January 07, 2018 10:46:35 Pacific Standard Time

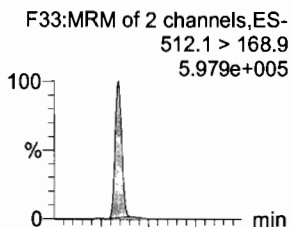
Printed: Sunday, January 07, 2018 10:47:02 Pacific Standard Time

Name: 180106M2_16, Date: 06-Jan-2018, Time: 19:23:27, ID: ST180106M2-7 PFC CS4 17L2811, Description: PFC CS4 17L2811

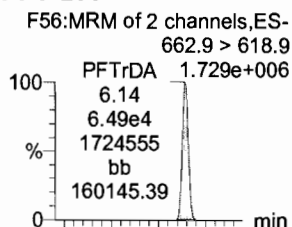
PFD_oA



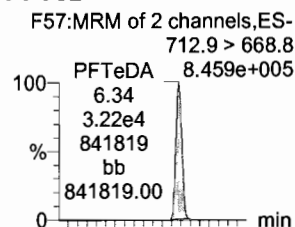
N-MeFOSA



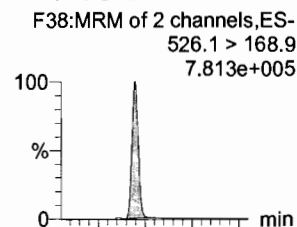
PFT_rDA



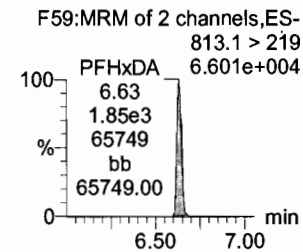
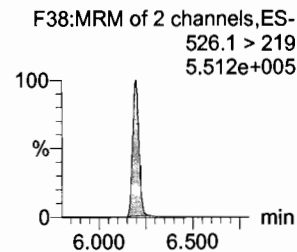
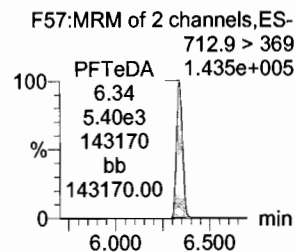
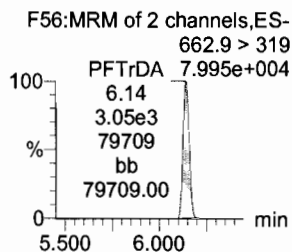
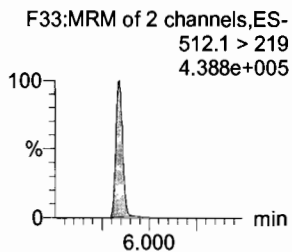
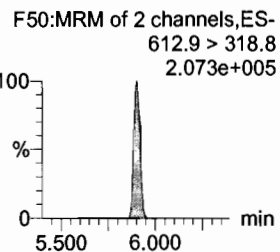
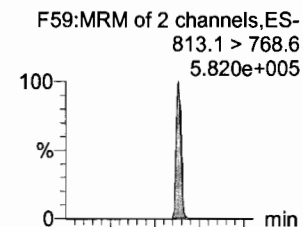
PFT_eDA



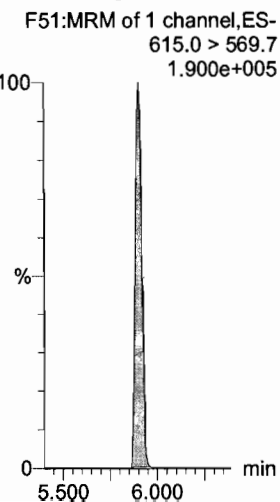
N-EtFOSA



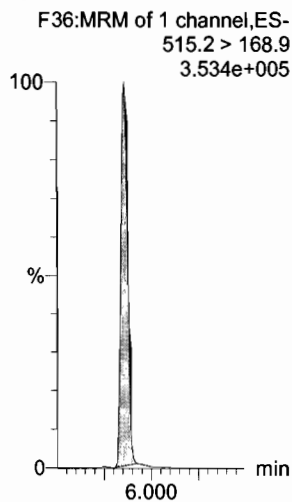
PFH_xDA




13C2-PFD_oA




d3-N-MeFOSA



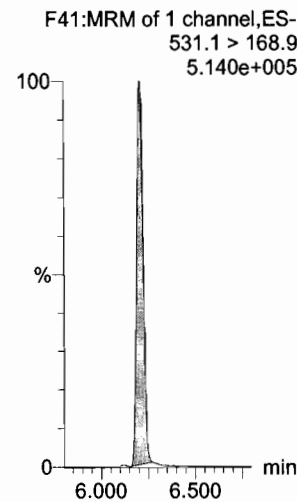
13C2-PFT_eDA



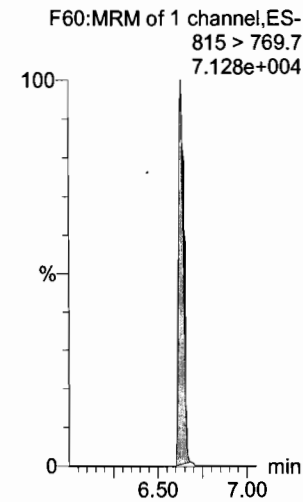
13C2-PFT_eDA



d5-N-ETFOSA



13C2-PFH_xDA



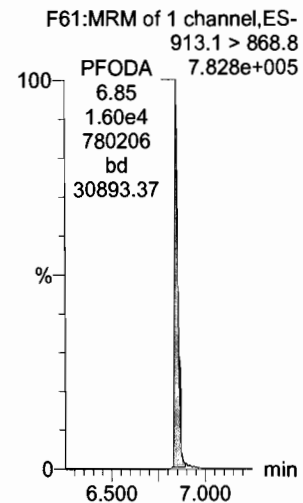
Dataset: U:\Q4.PRO\results\180106M2\170106M2-CRV.qld

Last Altered: Sunday, January 07, 2018 10:46:35 Pacific Standard Time

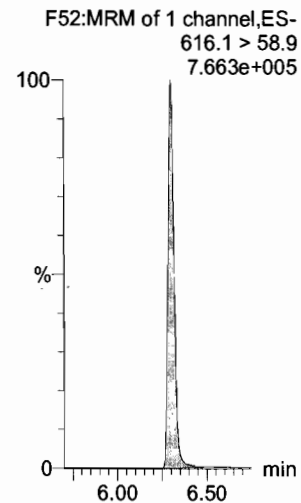
Printed: Sunday, January 07, 2018 10:47:02 Pacific Standard Time

Name: 180106M2_16, Date: 06-Jan-2018, Time: 19:23:27, ID: ST180106M2-7 PFC CS4 17L2811, Description: PFC CS4 17L2811

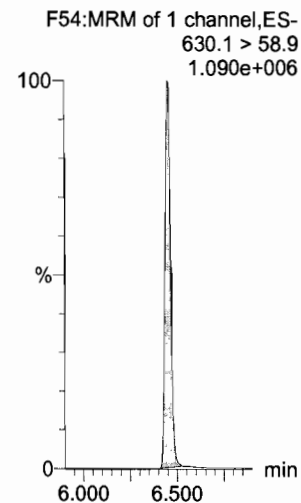
PFODA




N-MeFOSE




N-EtFOSE



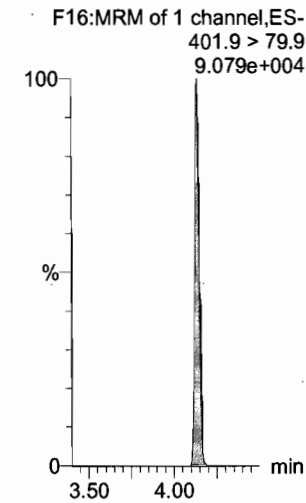
13C4-PFBA



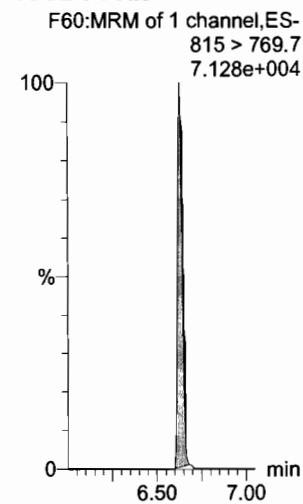
13C5-PFHxA



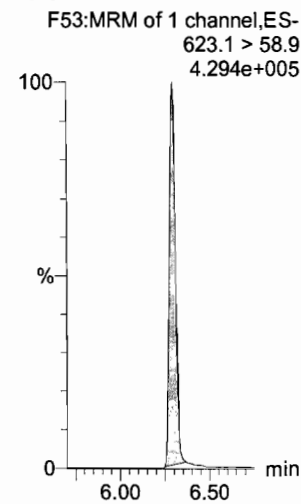
13C3-PFHxS



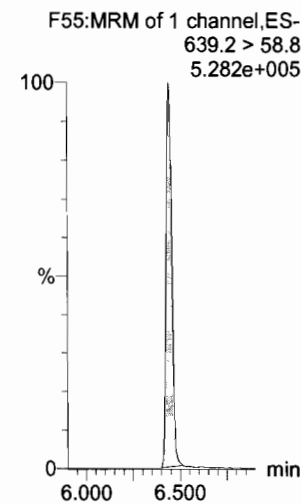
13C2-PFHxDa



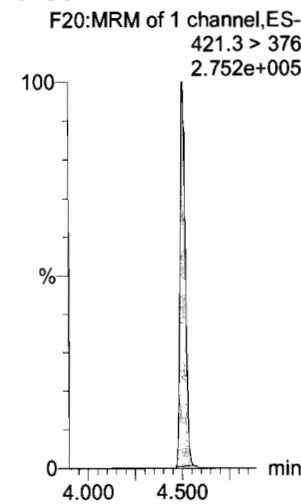
d7-N-MeFOSE



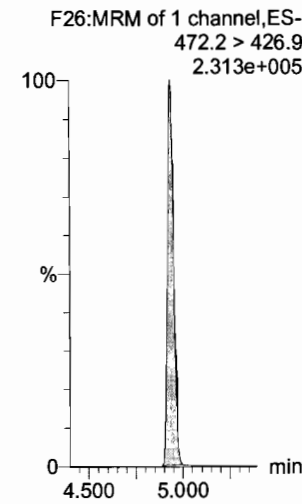
d9-N-EtFOSE



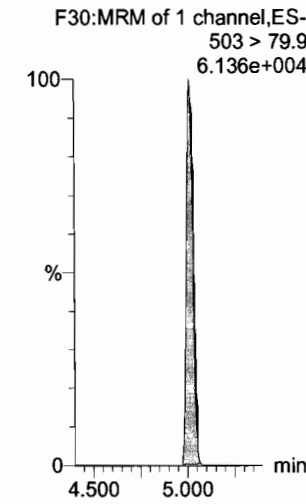
13C8-PFOA



13C9-PFNA



13C4-PFOS



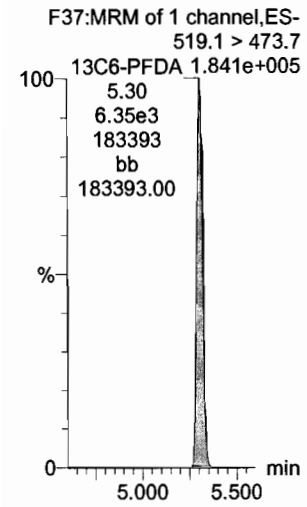
Dataset: U:\Q4.PRO\results\180106M2\170106M2-CRV.qld

Last Altered: Sunday, January 07, 2018 10:46:35 Pacific Standard Time


Printed: Sunday, January 07, 2018 10:47:02 Pacific Standard Time

Name: 180106M2_16, Date: 06-Jan-2018, Time: 19:23:27, ID: ST180106M2-7 PFC CS4 17L2811, Description: PFC CS4 17L2811

13C6-PFDA



13C7-PFUdA



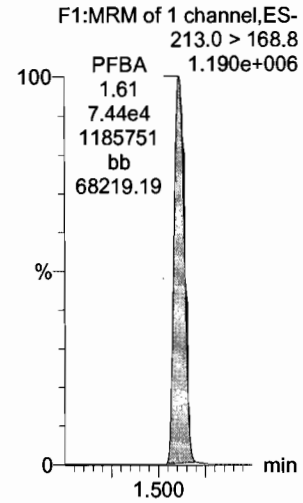
Dataset: U:\Q4.PRO\results\180106M2\170106M2-CRV.qld

Last Altered: Sunday, January 07, 2018 10:46:35 Pacific Standard Time

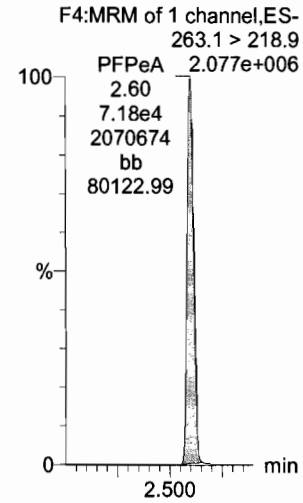
Printed: Sunday, January 07, 2018 10:47:02 Pacific Standard Time

Name: 180106M2_17, Date: 06-Jan-2018, Time: 19:34:38, ID: ST180106M2-8 PFC CS5 17L2812, Description: PFC CS5 17L2812

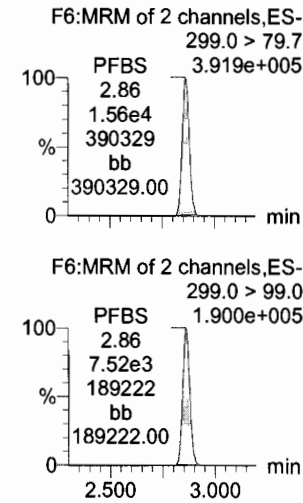
PFBA



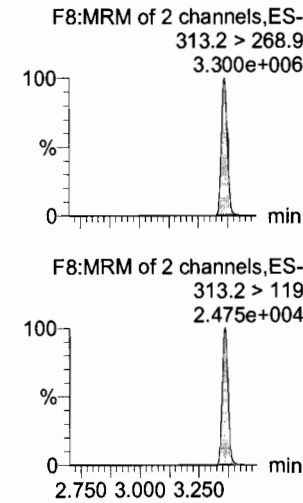
PFPeA




PFBS



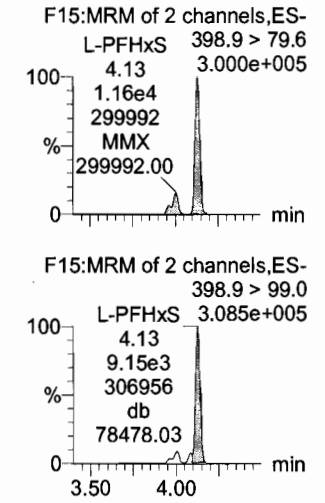
PFHxA



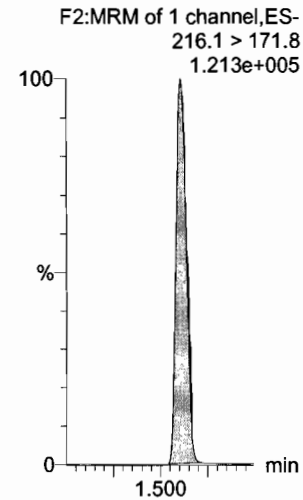
PFHpA



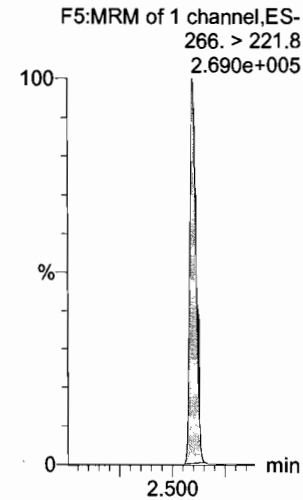
L-PFHxS



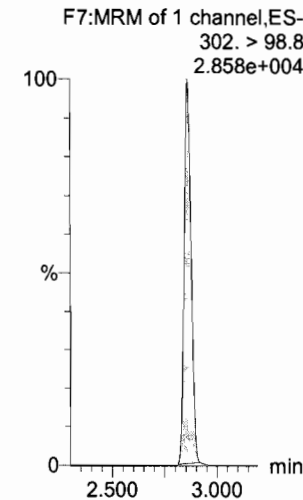
13C3-PFBA



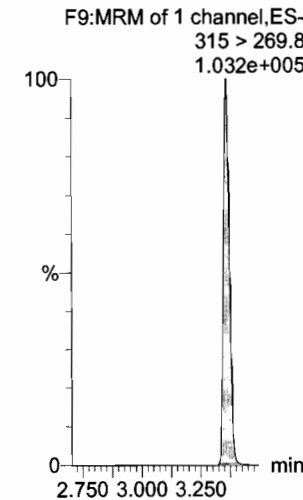
13C3-PFPeA



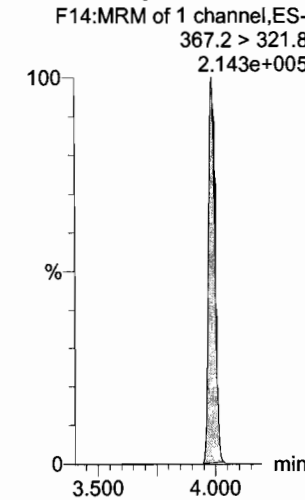
13C3-PFBS



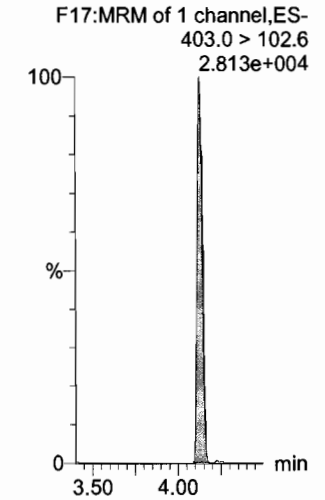
13C2-PFHxA



13C4-PFHpA



18O2-PFHxS



Dataset: U:\Q4.PRO\results\180106M2\170106M2-CRV.qld


Last Altered: Sunday, January 07, 2018 10:46:35 Pacific Standard Time

Printed: Sunday, January 07, 2018 10:47:02 Pacific Standard Time

Name: 180106M2_17, Date: 06-Jan-2018, Time: 19:34:38, ID: ST180106M2-8 PFC CS5 17L2812, Description: PFC CS5 17L2812

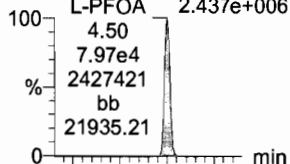
6:2 FTS

F21:MRM of 2 channels,ES-
427.1 > 407
6.248e+005



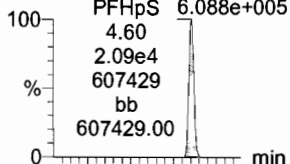
L-PFOA

F18:MRM of 2 channels,ES-
413 > 368.7
2.437e+006



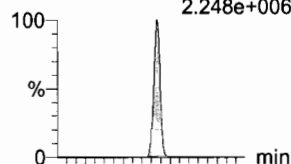
PFHpS

F23:MRM of 2 channels,ES-
449 > 80.0
6.088e+005



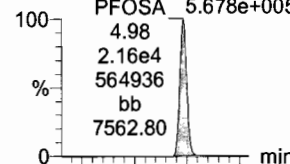
PFNA

F24:MRM of 2 channels,ES-
463.0 > 418.8
2.248e+006



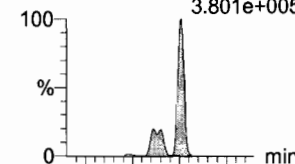
PFOSA

F27:MRM of 2 channels,ES-
498.1 > 77.8
5.678e+005

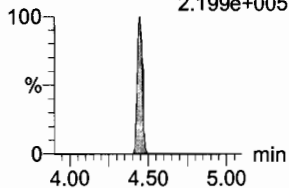


L-PFOS

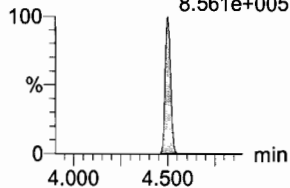
F29:MRM of 2 channels,ES-
499 > 79.9
3.801e+005



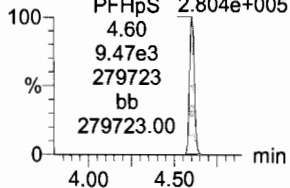
F21:MRM of 2 channels,ES-
427.1 > 80
2.199e+005



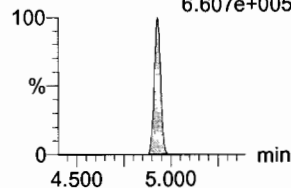
F18:MRM of 2 channels,ES-
413 > 169
8.561e+005



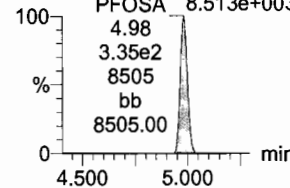
F23:MRM of 2 channels,ES-
449 > 98.7
2.804e+005



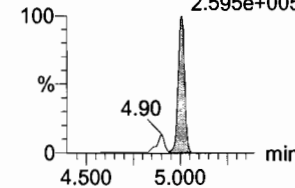
F24:MRM of 2 channels,ES-
463.0 > 219.0
6.607e+005



F27:MRM of 2 channels,ES-
498.1 > 478
8.513e+003




F29:MRM of 2 channels,ES-
499 > 99
2.595e+005




13C2-6:2 FTS

F22:MRM of 1 channel,ES-
429.1 > 408.9
9.157e+004



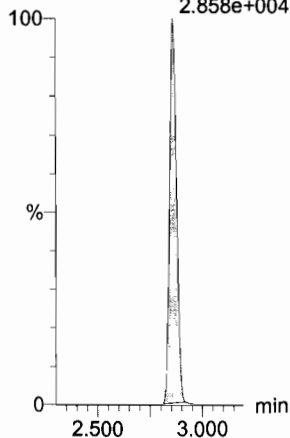
13C2-PFOA

F19:MRM of 1 channel,ES-
414.9 > 369.7
3.005e+005



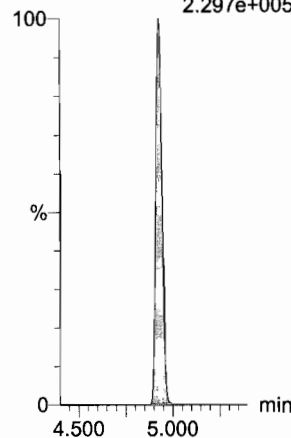
13C3-PFBS

F7:MRM of 1 channel,ES-
302. > 98.8
2.858e+004



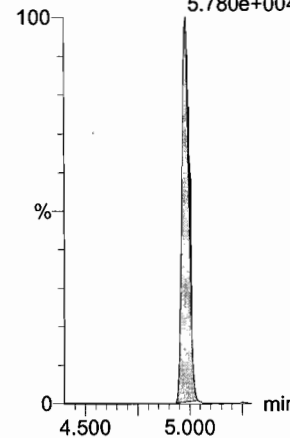
13C5-PFNA

F25:MRM of 1 channel,ES-
468.2 > 422.9
2.297e+005




13C8-PFOA

F31:MRM of 1 channel,ES-
506.1 > 77.7
5.780e+004



13C8-PFOS

F32:MRM of 1 channel,ES-
507.0 > 79.9
5.554e+004



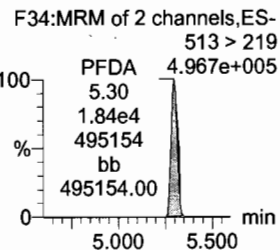
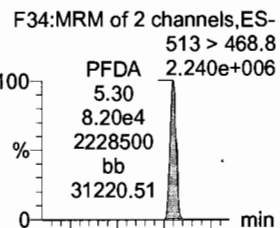
Dataset: U:\Q4.PRO\results\180106M2\170106M2-CRV.qld

Last Altered: Sunday, January 07, 2018 10:46:35 Pacific Standard Time


Printed: Sunday, January 07, 2018 10:47:02 Pacific Standard Time

Name: 180106M2_17, Date: 06-Jan-2018, Time: 19:34:38, ID: ST180106M2-8 PFC CS5 17L2812, Description: PFC CS5 17L2812

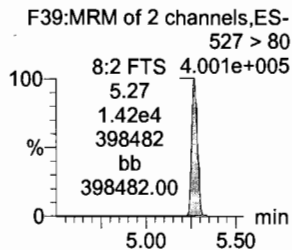
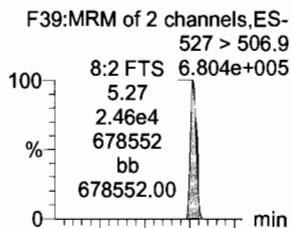
PFDA




13C2-PFDA



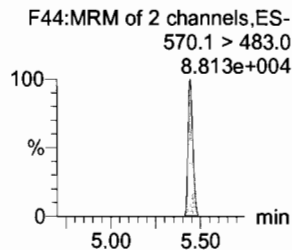
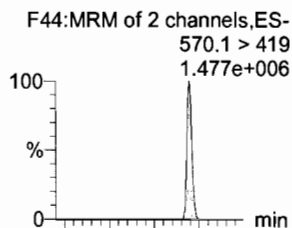
8:2 FTS




13C2-8:2 FTS



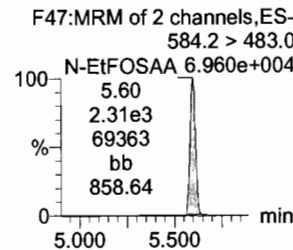
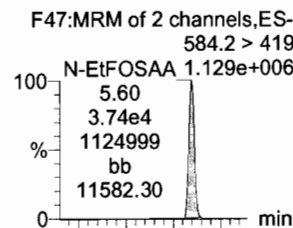
N-MeFOSAA



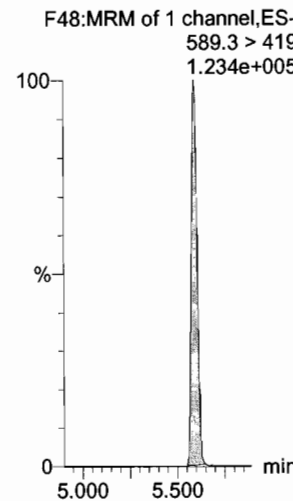
d3-N-MeFOSAA



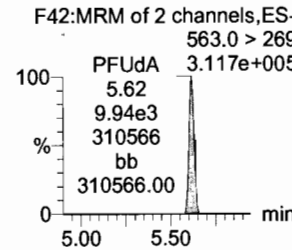
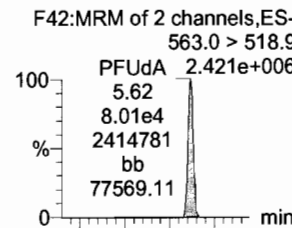
N-EtFOSAA




d5-N-EtFOSAA



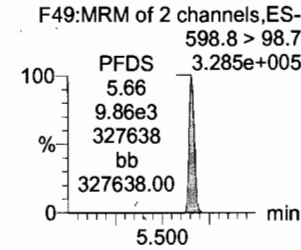
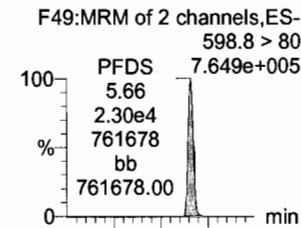
PFUdA



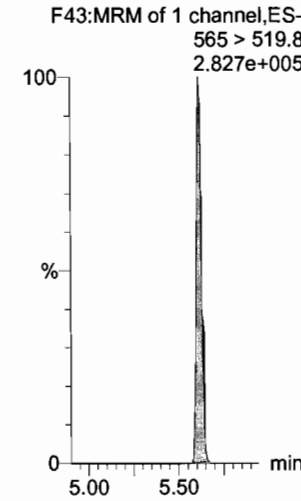
13C2-PFUdA



PFDS



13C2-PFUdA



Dataset: U:\Q4.PRO\results\180106M2\170106M2-CRV.qld


Last Altered: Sunday, January 07, 2018 10:46:35 Pacific Standard Time

Printed: Sunday, January 07, 2018 10:47:02 Pacific Standard Time

Name: 180106M2_17, Date: 06-Jan-2018, Time: 19:34:38, ID: ST180106M2-8 PFC CS5 17L2812, Description: PFC CS5 17L2812

PFDoA

F50:MRM of 2 channels,ES-
612.9 > 569.0
2.055e+006



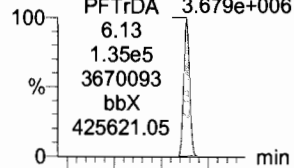
N-MeFOSA

F33:MRM of 2 channels,ES-
512.1 > 168.9
1.150e+006



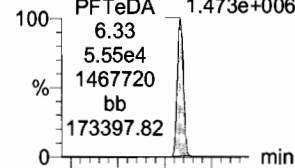
PFTrDA

F56:MRM of 2 channels,ES-
662.9 > 618.9
3.679e+006



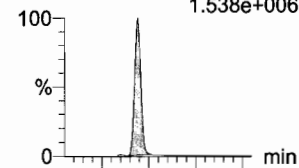
PFTeDA

F57:MRM of 2 channels,ES-
712.9 > 668.8
1.473e+006



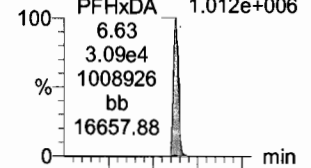
N-EtFOSA

F38:MRM of 2 channels,ES-
526.1 > 168.9
1.538e+006

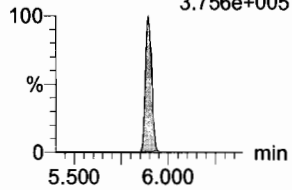


PFHxDA

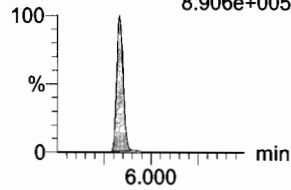
F59:MRM of 2 channels,ES-
813.1 > 768.6
1.012e+006



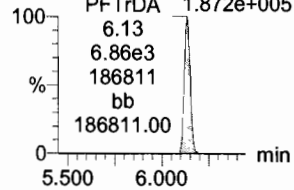
F50:MRM of 2 channels,ES-
612.9 > 318.8
3.756e+005



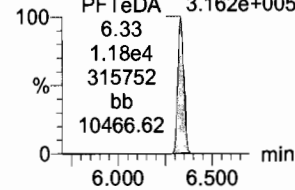
F33:MRM of 2 channels,ES-
512.1 > 219
8.906e+005



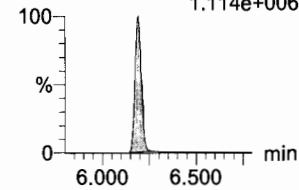
F56:MRM of 2 channels,ES-
662.9 > 319
1.872e+005



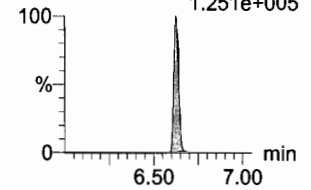
F57:MRM of 2 channels,ES-
712.9 > 369
3.162e+005



F38:MRM of 2 channels,ES-
526.1 > 219
1.114e+006

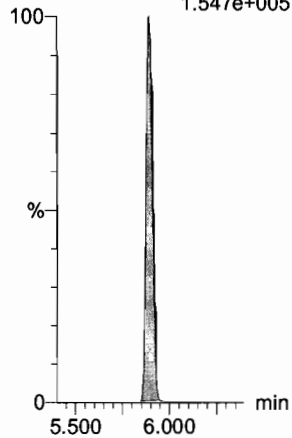


F59:MRM of 2 channels,ES-
813.1 > 219
1.251e+005




13C2-PFDoA

F51:MRM of 1 channel,ES-
615.0 > 569.7
1.547e+005



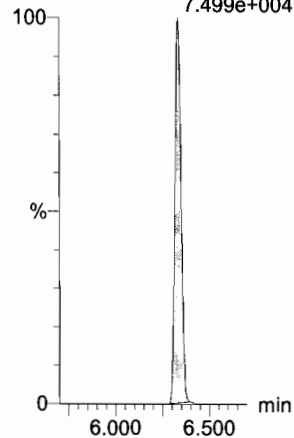
d3-N-MeFOSA

F36:MRM of 1 channel,ES-
515.2 > 168.9
3.620e+005




13C2-PFTeDA

F58:MRM of 2 channels,ES-
714.8 > 669.6
7.499e+004




13C2-PFTeDA

F58:MRM of 2 channels,ES-
714.8 > 669.6
7.499e+004




d5-N-ETFOSA

F41:MRM of 1 channel,ES-
531.1 > 168.9
5.194e+005



13C2-PFHxDA

F60:MRM of 1 channel,ES-
815 > 769.7
7.954e+004



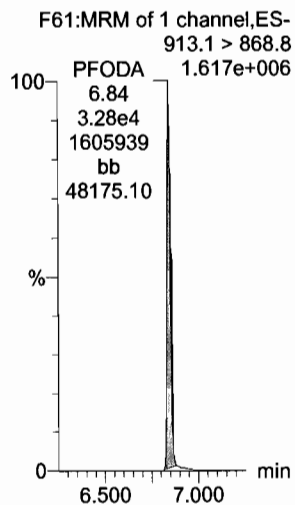
Dataset: U:\Q4.PRO\results\180106M2\170106M2-CRV.qld

Last Altered: Sunday, January 07, 2018 10:46:35 Pacific Standard Time

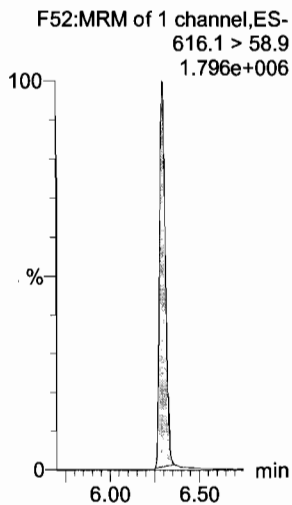
Printed: Sunday, January 07, 2018 10:47:02 Pacific Standard Time

Name: 180106M2_17, Date: 06-Jan-2018, Time: 19:34:38, ID: ST180106M2-8 PFC CS5 17L2812, Description: PFC CS5 17L2812


PFODA



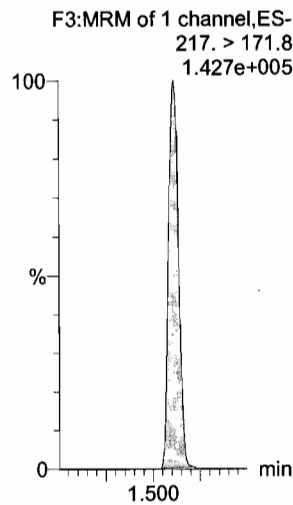
N-MeFOSE



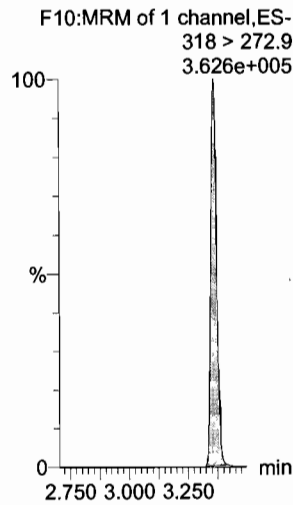
N-EtFOSE



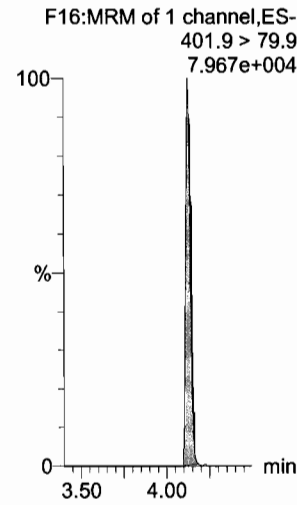
13C4-PFBA



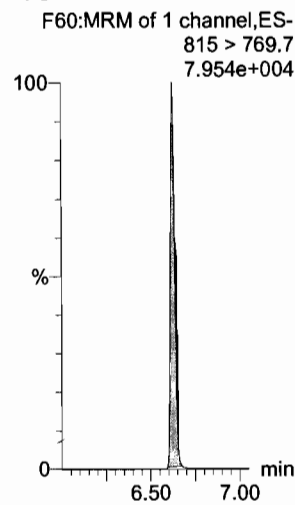
13C5-PFHxA



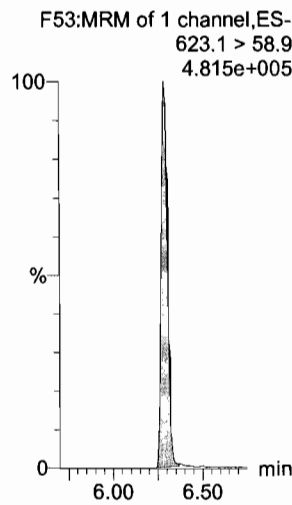
13C3-PFHxS



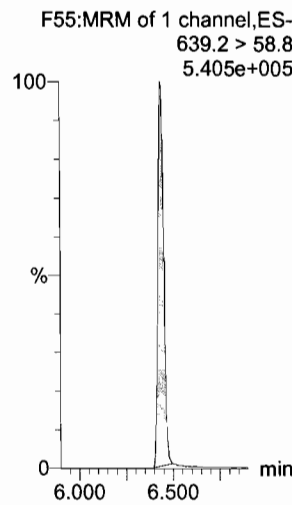
13C2-PFHxDa



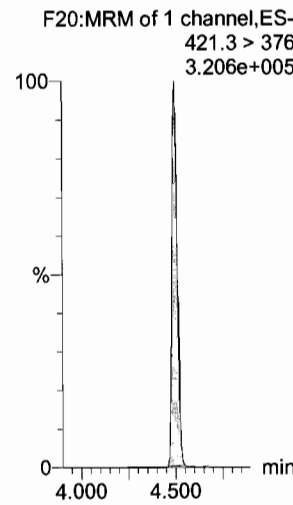
d7-N-MeFOSE




d9-N-EtFOSE



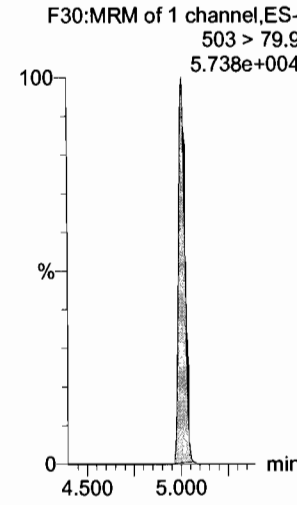
13C8-PFOA



13C9-PFNA



13C4-PFOS



Dataset: U:\Q4.PRO\results\180106M2\170106M2-CRV.qld


Last Altered: Sunday, January 07, 2018 10:46:35 Pacific Standard Time

Printed: Sunday, January 07, 2018 10:47:02 Pacific Standard Time

Name: 180106M2_17, Date: 06-Jan-2018, Time: 19:34:38, ID: ST180106M2-8 PFC CS5 17L2812, Description: PFC CS5 17L2812


13C6-PFDA

F37:MRM of 1 channel,ES-
519.1 > 473.7



13C7-PFUdA

F45:MRM of 1 channel,ES-
570.1 > 524.8




Dataset: U:\Q4.PRO\results\180106M2\170106M2-CRV.qld

Last Altered: Sunday, January 07, 2018 10:46:35 Pacific Standard Time

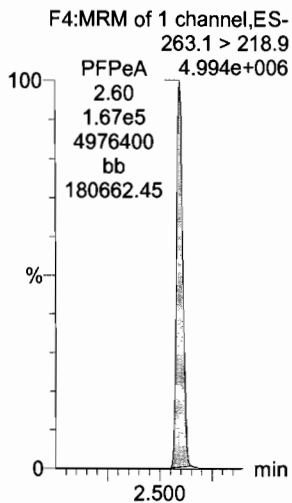
Printed: Sunday, January 07, 2018 10:47:02 Pacific Standard Time

Name: 180106M2_18, Date: 06-Jan-2018, Time: 19:45:49, ID: ST180106M2-9 PFC CS6 17L2816, Description: PFC CS6 17L2816

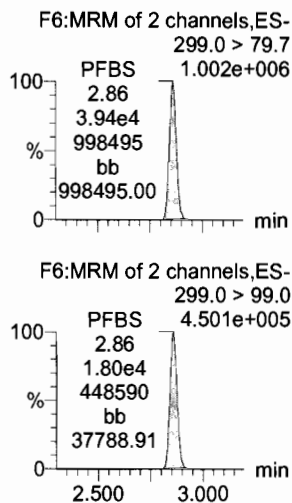
PFBA



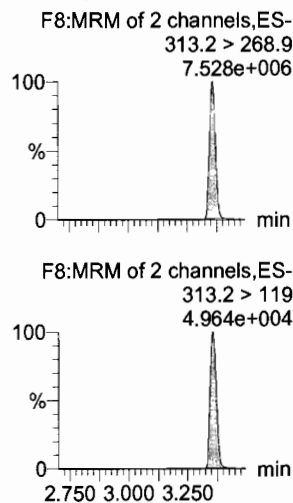
PFPeA



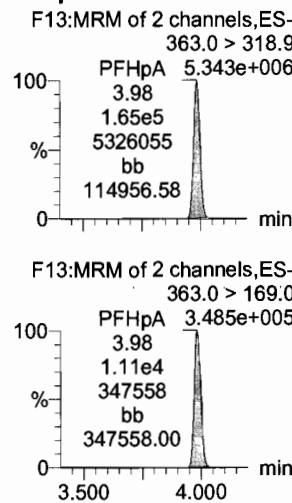
PFBS



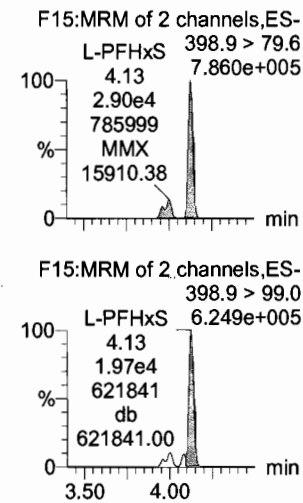
PFHxA



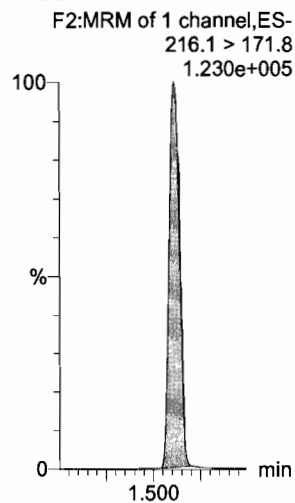
PFHpA




L-PFHxS



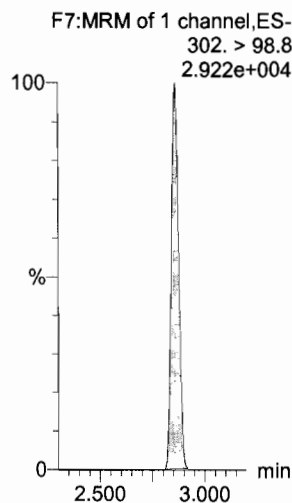
13C3-PFBA



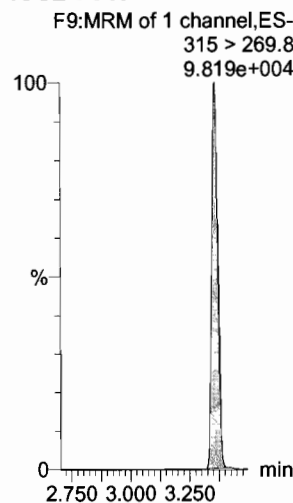
13C3-PFPeA




13C3-PFBS




13C2-PFHxA



13C4-PFHpA



18O2-PFHxS



Dataset: U:\Q4.PRO\results\180106M2\170106M2-CRV.qld


Last Altered: Sunday, January 07, 2018 10:46:35 Pacific Standard Time

Printed: Sunday, January 07, 2018 10:47:02 Pacific Standard Time

Name: 180106M2_18, Date: 06-Jan-2018, Time: 19:45:49, ID: ST180106M2-9 PFC CS6 17L2816, Description: PFC CS6 17L2816

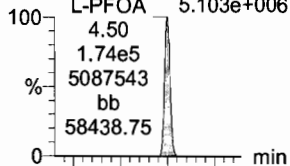
6:2 FTS

F21:MRM of 2 channels,ES-
427.1 > 407
1.410e+006



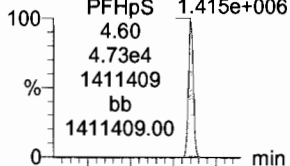
L-PFOA

F18:MRM of 2 channels,ES-
413 > 368.7
5.103e+006



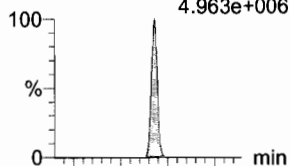
PFHpS

F23:MRM of 2 channels,ES-
449 > 80.0
1.415e+006



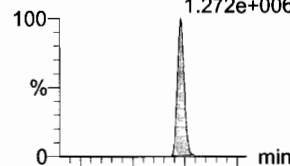
PFNA

F24:MRM of 2 channels,ES-
463.0 > 418.8
4.963e+006



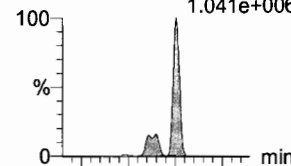
PFOSA

F27:MRM of 2 channels,ES-
498.1 > 77.8
1.272e+006

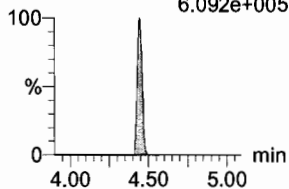


L-PFOS

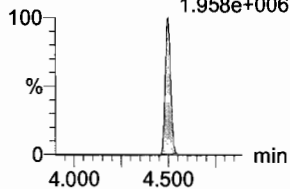
F29:MRM of 2 channels,ES-
499 > 79.9
1.041e+006



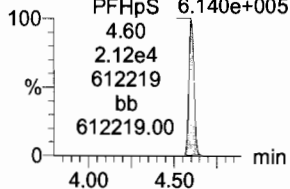
F21:MRM of 2 channels,ES-
427.1 > 80
6.092e+005



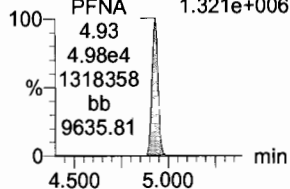
F18:MRM of 2 channels,ES-
413 > 169
1.958e+006



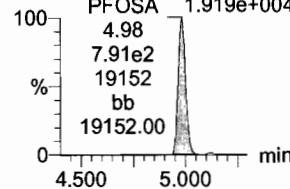
F23:MRM of 2 channels,ES-
449 > 98.7
6.140e+005



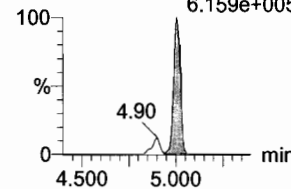
F24:MRM of 2 channels,ES-
463.0 > 219.0
1.321e+006



F27:MRM of 2 channels,ES-
498.1 > 478
1.919e+004

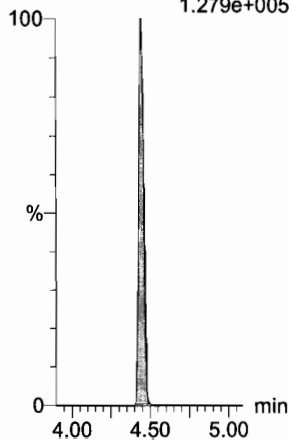


F29:MRM of 2 channels,ES-
499 > 99
6.159e+005




13C2-6:2 FTS

F22:MRM of 1 channel,ES-
429.1 > 408.9
1.279e+005



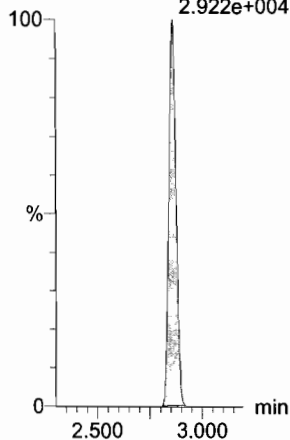
13C2-PFOA

F19:MRM of 1 channel,ES-
414.9 > 369.7
2.703e+005




13C3-PFBS

F7:MRM of 1 channel,ES-
302. > 98.8
2.922e+004




13C5-PFNA

F25:MRM of 1 channel,ES-
468.2 > 422.9
2.206e+005




13C8-PFOA

F31:MRM of 1 channel,ES-
506.1 > 77.7
5.732e+004



13C8-PFOS

F32:MRM of 1 channel,ES-
507.0 > 79.9
5.899e+004



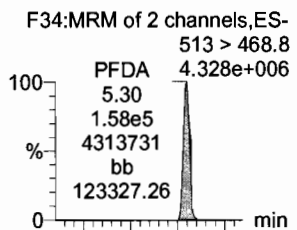
Dataset: U:\Q4.PRO\results\180106M2\170106M2-CRV.qld

Last Altered: Sunday, January 07, 2018 10:46:35 Pacific Standard Time

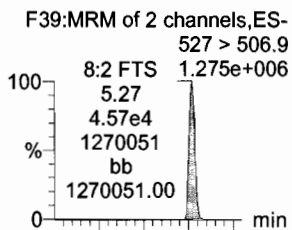
Printed: Sunday, January 07, 2018 10:47:02 Pacific Standard Time

Name: 180106M2_18, Date: 06-Jan-2018, Time: 19:45:49, ID: ST180106M2-9 PFC CS6 17L2816, Description: PFC CS6 17L2816

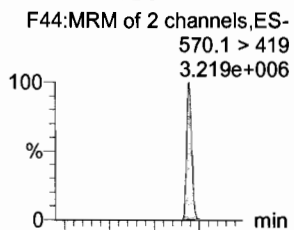
PFDA



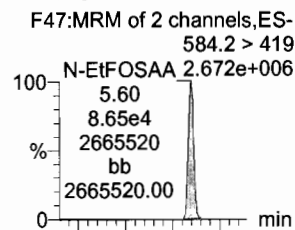
8:2 FTS



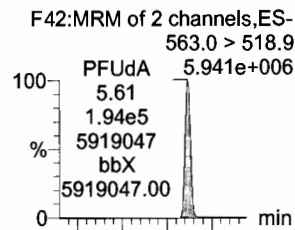
N-MeFOSAA



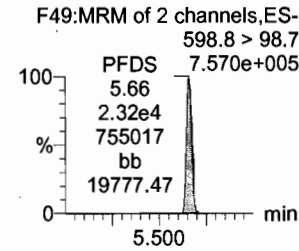
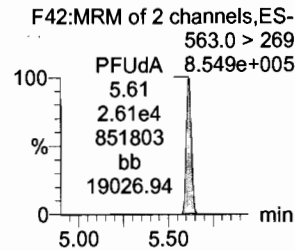
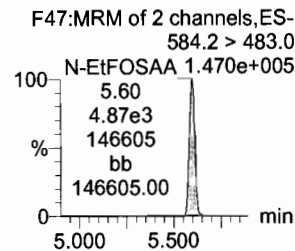
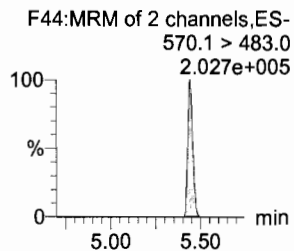
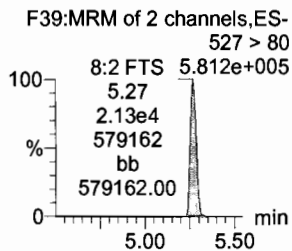
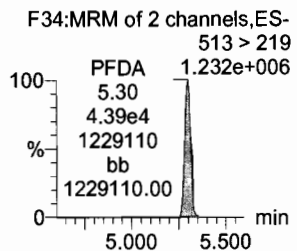
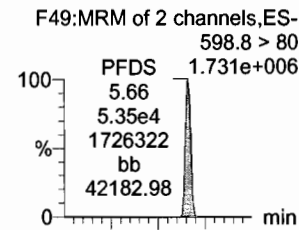
N-EtFOSAA



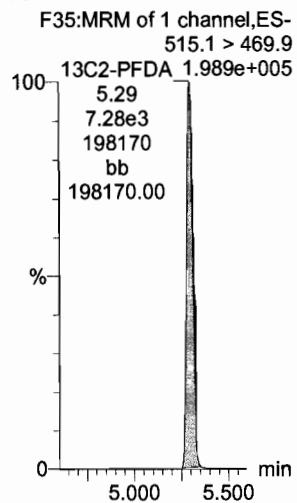
PFUdA




PFDS




13C2-PFDA




13C2-8:2 FTS




d3-N-MeFOSAA



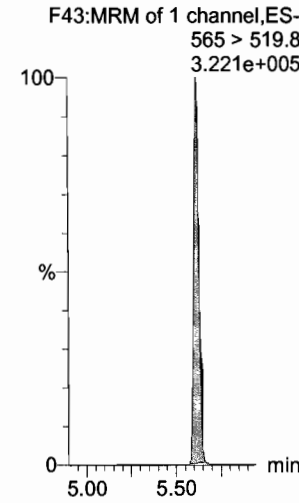
d5-N-EtFOSAA



13C2-PFUdA



13C2-PFDS



Dataset: U:\Q4.PRO\results\180106M2\170106M2-CRV.qld


Last Altered: Sunday, January 07, 2018 10:46:35 Pacific Standard Time

Printed: Sunday, January 07, 2018 10:47:02 Pacific Standard Time

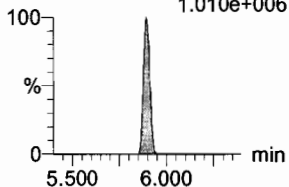
Name: 180106M2_18, Date: 06-Jan-2018, Time: 19:45:49, ID: ST180106M2-9 PFC CS6 17L2816, Description: PFC CS6 17L2816

PFD_oA

F50:MRM of 2 channels,ES-
612.9 > 569.0
7.301e+006

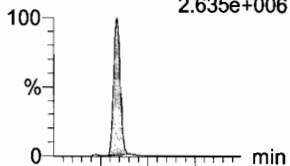


F50:MRM of 2 channels,ES-
612.9 > 318.8
1.010e+006

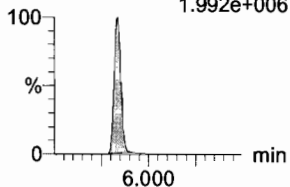


N-MeFOSA

F33:MRM of 2 channels,ES-
512.1 > 168.9
2.635e+006

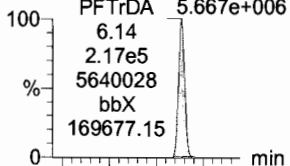


F33:MRM of 2 channels,ES-
512.1 > 219
1.992e+006

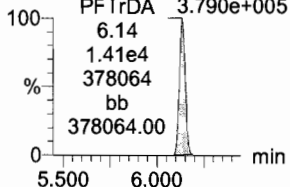


PFT_rDA

F56:MRM of 2 channels,ES-
662.9 > 618.9
5.667e+006

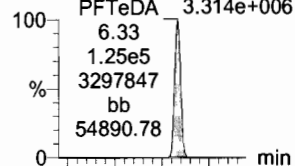


F56:MRM of 2 channels,ES-
662.9 > 319
3.790e+005

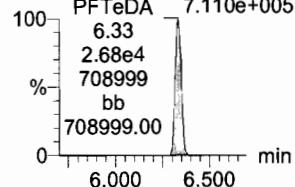


PFT_eDA

F57:MRM of 2 channels,ES-
712.9 > 668.8
3.314e+006

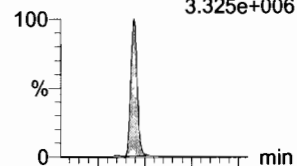


F57:MRM of 2 channels,ES-
712.9 > 369
7.110e+005

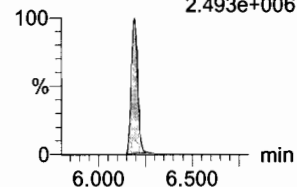


N-EtFOSA

F38:MRM of 2 channels,ES-
526.1 > 168.9
3.325e+006

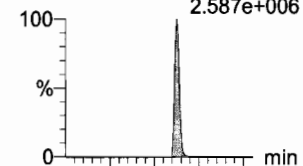


F38:MRM of 2 channels,ES-
526.1 > 219
2.493e+006

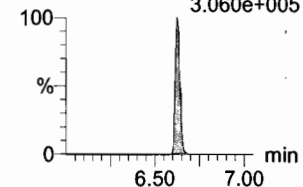


PFH_xDA

F59:MRM of 2 channels,ES-
813.1 > 768.6
2.587e+006

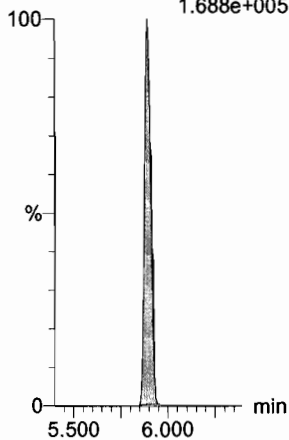


F59:MRM of 2 channels,ES-
813.1 > 219
3.060e+005



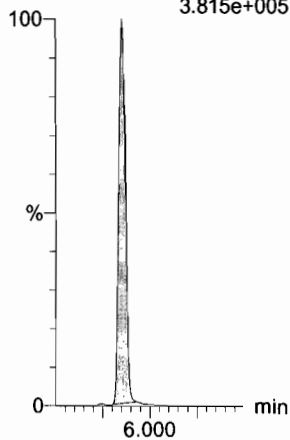
13C2-PFD_oA

F51:MRM of 1 channel,ES-
615.0 > 569.7
1.688e+005



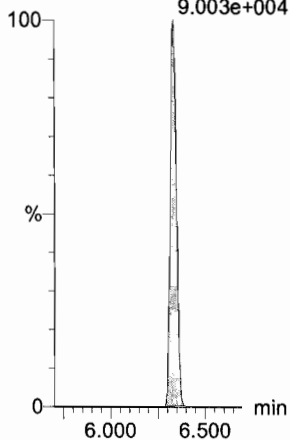
d3-N-MeFOSA

F36:MRM of 1 channel,ES-
515.2 > 168.9
3.815e+005




13C2-PFT_eDA

F58:MRM of 2 channels,ES-
714.8 > 669.6
9.003e+004




13C2-PFT_eDA

F58:MRM of 2 channels,ES-
714.8 > 669.6
9.003e+004



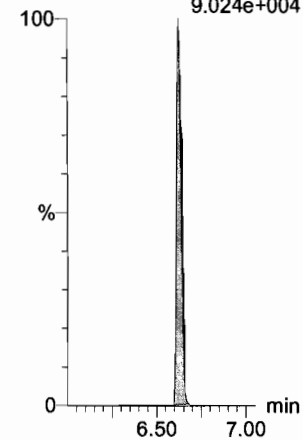
d5-N-ETFOSA

F41:MRM of 1 channel,ES-
531.1 > 168.9
5.211e+005



13C2-PFH_xDA

F60:MRM of 1 channel,ES-
815 > 769.7
9.024e+004



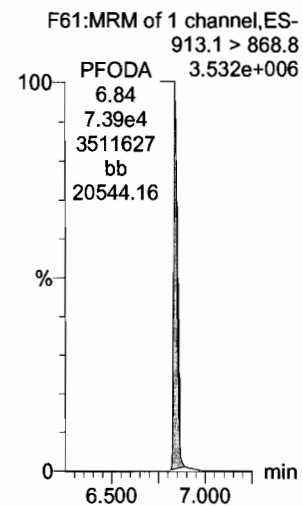
Dataset: U:\Q4.PRO\results\180106M2\170106M2-CRV.qld

Last Altered: Sunday, January 07, 2018 10:46:35 Pacific Standard Time


Printed: Sunday, January 07, 2018 10:47:02 Pacific Standard Time

Name: 180106M2_18, Date: 06-Jan-2018, Time: 19:45:49, ID: ST180106M2-9 PFC CS6 17L2816, Description: PFC CS6 17L2816

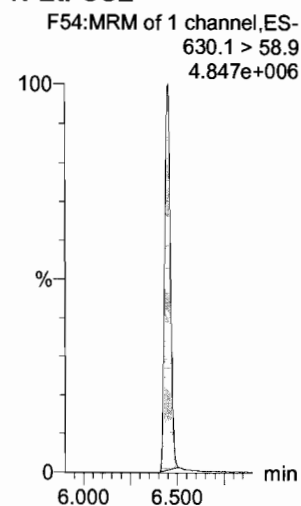
PFODA




N-MeFOSE



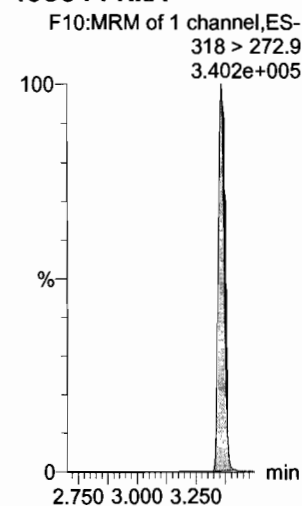
N-EtFOSE



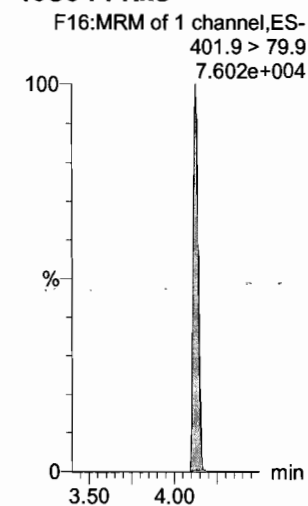
13C4-PFBA



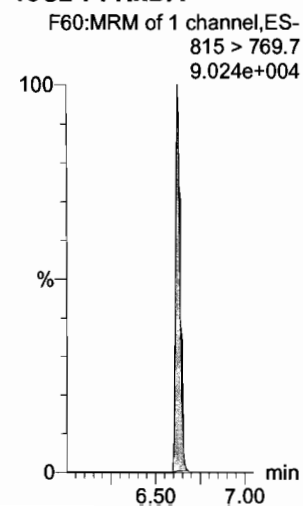
13C5-PFHxA



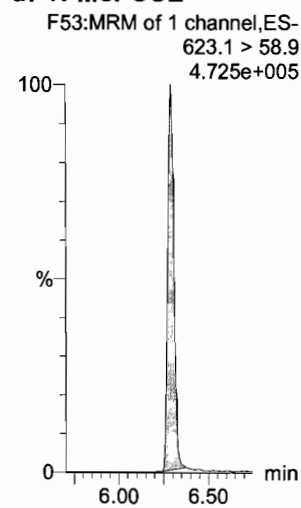
13C3-PFHxS



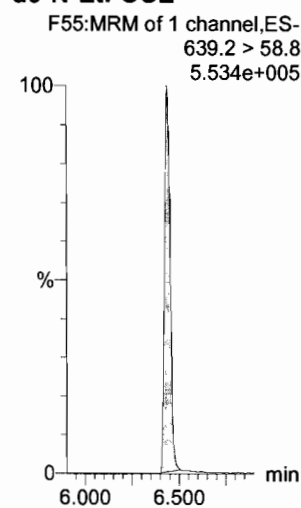
13C2-PFHxDA



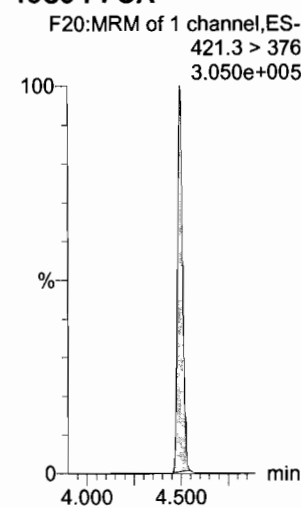
d7-N-MeFOSE



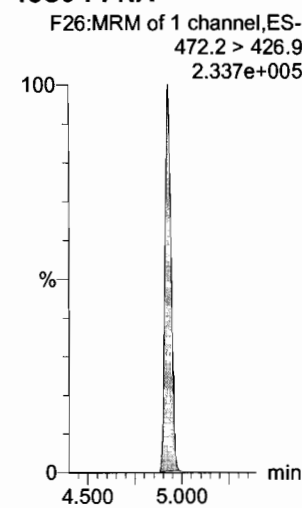
d9-N-EtFOSE




13C8-PFOA



13C9-PFNA



13C4-PFOS



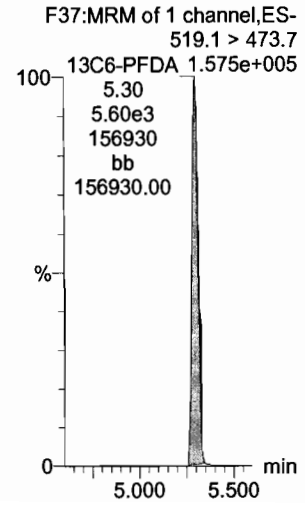
Dataset: U:\Q4.PRO\results\180106M2\170106M2-CRV.qld

Last Altered: Sunday, January 07, 2018 10:46:35 Pacific Standard Time

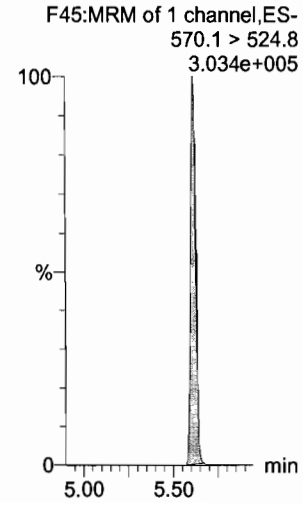
Printed: Sunday, January 07, 2018 10:47:02 Pacific Standard Time

Name: 180106M2_18, Date: 06-Jan-2018, Time: 19:45:49, ID: ST180106M2-9 PFC CS6 17L2816, Description: PFC CS6 17L2816

13C6-PFDA



13C7-PFUdA



Dataset: U:\Q4.PRO\results\180106M2\170106M2-21.qld

Ⓐ NO sec. source available.

Last Altered: Sunday, January 07, 2018 11:40:00 Pacific Standard Time

Printed: Sunday, January 07, 2018 11:41:30 Pacific Standard Time

Method: U:\Q4.PRO\MethDB\PFAS_FULL_80C_010618.mdb 07 Jan 2018 10:38:07

Calibration: U:\Q4.PRO\CurveDB\C18_VAL-PFAS_Q4_01-06-18_FULL.cdb 07 Jan 2018 11:33:08

AC
1/7/18

Name: 180106M2_21, Date: 06-Jan-2018, Time: 20:19:21, ID: ICV180106M2-1 PFC ICV 17L2804, Description: PFC ICV 17L2804

#	Name	Trace	Area	IS Area	wt/vol	RRF	Pred.RT	RT	y Axis Resp.	Conc.	%Rec
1	1 PFBA	213.0 > 168.8	7.39e3	8.18e3	1.0000		1.62	1.60	11.3	9.573	95.7
2	2 PFPeA	263.1 > 218.9	7.35e3	8.78e3	1.0000		2.62	2.59	10.5	10.361	103.6
3	3 PFBS	299.0 > 79.7	1.48e3	1.14e3	1.0000		2.87	2.85	16.3	9.627	96.3
4	4 PFHxA	313.2 > 268.9	8.96e3	2.70e3	1.0000		3.38	3.35	16.6	10.404	104.0
5	5 PFHpA	363.0 > 318.9	7.61e3	7.27e3	1.0000		4.00	3.98	13.1	9.254	92.5
6	6 L-PFHxS	398.9 > 79.6	1.05e3	7.82e2	1.0000		4.14	4.12	16.8	8.051	80.5
7	8 6:2 FTS	427.1 > 407	2.21e3	2.82e3	1.0000		4.45	4.44	9.82	9.895	98.9
8	9 L-PFOA	413 > 368.7	7.50e3	1.02e4	1.0000		4.51	4.49	9.21	8.997	90.0
9	11 PFHpS	449 > 80.0	1.94e3	1.02e4	1.0000		4.63	4.59	2.39	9.162	91.6
10	12 PFNA	463.0 > 418.8	9.63e3	1.13e4	1.0000		4.90	4.92	10.7	8.037	80.4
11	13 PFOSA	498.1 > 77.8	1.92e3	2.32e3	1.0000		4.99	4.97	10.4	9.265	92.7
12	14 L-PFOS	499 > 79.9	1.96e3	2.50e3	1.0000		5.02	5.00	9.79	8.339	83.4
13	16 PFDA	513 > 468.8	9.68e3	9.18e3	1.0000		5.31	5.29	13.2	10.210	102.1
14	17 8:2 FTS	527 > 506.9	2.32e3	9.18e3	1.0000		5.26	5.26	3.16	9.765	97.7
15	18 N-MeFOSAA	570.1 > 419	4.64e3	4.11e3	1.0000		5.45	5.44	14.1	8.773	87.7
16	19 N-EtFOSAA	584.2 > 419	3.81e3	5.09e3	1.0000		5.61	5.59	9.34	8.822	88.2
17	20 PFUdA	563.0 > 518.9	9.68e3	1.16e4	1.0000		5.63	5.61	10.4	9.176	91.8
18	21 PFDS	598.8 > 80	2.19e3	1.16e4	1.0000		5.67	5.65	2.36	7.594	75.9
19	22 PFDaA	612.9 > 569.0	1.12e4	7.39e3	1.0000		5.91	5.89	18.9	8.994	89.9
20	23 N-MeFOSA	512.1 > 168.9		1.51e4	1.0000		5.84				Ⓐ 94.0
21	24 PFTrDA	662.9 > 618.9	1.28e4	7.39e3	1.0000		6.14	6.13	21.6	9.396	94.0
22	25 PFTeDA	712.9 > 668.8	6.72e3	3.40e3	1.0000		6.34	6.33	24.7	9.484	94.8
23	26 N-EtFOSA	526.1 > 168.9		2.18e4	1.0000		6.25				Ⓐ
24	27 PFHxDA	813.1 > 768.6		2.21e3	1.0000		6.63				Ⓐ
25	28 PFODA	913.1 > 868.8		2.21e3	1.0000		6.85				Ⓐ
26	29 N-MeFOSE	616.1 > 58.9		1.84e4	1.0000		6.30				Ⓐ
27	30 N-EtFOSE	630.1 > 58.9		1.80e4	1.0000		6.48				Ⓐ
28	31 13C3-PFBA	216.1 > 171.8	8.18e3	8.86e3	1.0000	0.887	1.62	1.61	11.5	13.009	104.1
29	32 13C3-PFPeA	266. > 221.8	8.78e3	9.65e3	1.0000	0.877	2.62	2.59	11.4	12.966	103.7
30	33 13C3-PFBS	302. > 98.8	1.14e3	9.65e3	1.0000	0.121	2.87	2.86	1.47	12.181	97.5
31	Work Order 170106M2	315 > 269.8	2.70e3	9.65e3	1.0000	0.673	3.38	3.35	3.50	5.190	103.8

70-130
↓

Dataset: U:\Q4.PRO\results\180106M2\170106M2-21.qld

Last Altered: Sunday, January 07, 2018 11:40:00 Pacific Standard Time

Printed: Sunday, January 07, 2018 11:41:30 Pacific Standard Time

Name: 180106M2_21, Date: 06-Jan-2018, Time: 20:19:21, ID: ICV180106M2-1 PFC ICV 17L2804, Description: PFC ICV 17L2804

	# Name	Trace	Area	IS Area	wt/vol	RRF	Pred.RT	RT	y Axis Resp.	Conc.	%Rec
32	35 13C4-PFHpA	367.2 > 321.8	7.27e3	9.65e3	1.0000	0.706	4.00	3.98	9.42	13.349	106.8
33	36 18O2-PFHxS	403.0 > 102.6	7.82e2	2.42e3	1.0000	0.359	4.14	4.12	4.04	11.253	90.0
34	37 13C2-6:2 FTS	429.1 > 408.9	2.82e3	9.68e3	1.0000	0.273	4.45	4.44	3.64	13.306	106.4
35	38 13C2-PFOA	414.9 > 369.7	1.02e4	9.68e3	1.0000	0.979	4.51	4.49	13.1	13.424	107.4
36	39 13C5-PFNA	468.2 > 422.9	1.13e4	9.91e3	1.0000	0.941	4.90	4.92	14.2	15.136	121.1
37	40 13C8-PFOA	506.1 > 77.7	2.32e3	1.22e4	1.0000	0.260	4.99	4.97	2.38	9.172	73.4
38	41 13C8-PFOS	507.0 > 79.9	2.50e3	2.99e3	1.0000	1.005	5.02	5.00	10.5	10.430	83.4
39	42 13C2-PFDA	515.1 > 469.9	9.18e3	6.65e3	1.0000	1.335	5.31	5.29	17.3	12.927	103.4
40	43 13C2-8:2 FTS	529.1 > 508.7	1.70e3	9.65e3	1.0000	0.141	5.26	5.26	2.20	15.639	125.1
41	44 d3-N-MeFOSAA	573.3 > 419	4.11e3	1.22e4	1.0000	0.398	5.45	5.43	4.23	10.630	85.0
42	45 d5-N-EtFOSAA	589.3 > 419	5.09e3	1.22e4	1.0000	0.473	5.61	5.59	5.24	11.080	88.6
43	46 13C2-PFUdA	565 > 519.8	1.16e4	1.22e4	1.0000	1.035	5.63	5.61	11.9	11.533	92.3
44	47 13C2-PFDoA	615.0 > 569.7	7.39e3	1.22e4	1.0000	0.667	5.91	5.89	7.60	11.394	91.2
45	48 d3-N-MeFOSA	515.2 > 168.9	1.51e4	1.22e4	1.0000	0.130	5.84	5.85	15.5	119.314	79.5
46	49 13C2-PFTeDA	714.8 > 669.6	3.40e3	1.22e4	1.0000	0.321	6.34	6.33	3.49	10.886	87.1
47	50 d5-N-ETFOSA	531.1 > 168.9	2.18e4	1.22e4	1.0000	0.184	6.25	6.20	22.4	121.894	81.3
48	51 13C2-PFHxDA	815 > 769.7	2.21e3	1.22e4	1.0000	0.551	6.63	6.62	2.27	4.125	82.5
49	52 d7-N-MeFOSE	623.1 > 58.9	1.84e4	1.22e4	1.0000	0.162	6.30	6.29	18.9	116.635	77.8
50	53 d9-N-EtFOSE	639.2 > 58.8	1.80e4	1.22e4	1.0000	0.162	6.48	6.44	18.6	114.694	76.5
51	54 13C4-PFBA	217. > 171.8	8.86e3	8.86e3	1.0000	1.000	1.62	1.61	12.5	12.500	100.0
52	55 13C5-PFHxA	318 > 272.9	9.65e3	9.65e3	1.0000	1.000	3.38	3.35	12.5	12.500	100.0
53	56 13C3-PFHxS	401.9 > 79.9	2.42e3	2.42e3	1.0000	1.000	4.14	4.12	12.5	12.500	100.0
54	57 13C8-PFOA	421.3 > 376	9.68e3	9.68e3	1.0000	1.000	4.51	4.49	12.5	12.500	100.0
55	58 13C9-PFNA	472.2 > 426.9	9.91e3	9.91e3	1.0000	1.000	4.90	4.92	12.5	12.500	100.0
56	59 13C4-PFOS	503 > 79.9	2.99e3	2.99e3	1.0000	1.000	5.02	5.00	12.5	12.500	100.0
57	60 13C6-PFDA	519.1 > 473.7	6.65e3	6.65e3	1.0000	1.000	5.31	5.29	12.5	12.500	100.0
58	61 13C7-PFUdA	570.1 > 524.8	1.22e4	1.22e4	1.0000	1.000	5.63	5.61	12.5	12.500	100.0

Dataset: U:\Q4.PRO\results\180106M2\170106M2-21.qld

Last Altered: Sunday, January 07, 2018 11:40:00 Pacific Standard Time

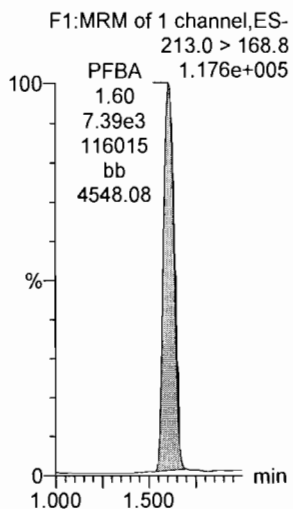
Printed: Sunday, January 07, 2018 11:41:30 Pacific Standard Time

Method: U:\Q4.PRO\MethDB\PFAS_FULL_80C_010618.mdb 07 Jan 2018 10:38:07

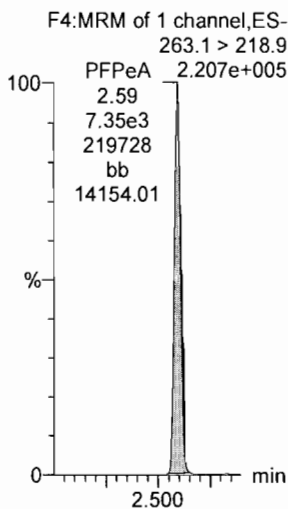
Calibration: U:\Q4.PRO\CurveDB\C18_VAL-PFAS_Q4_01-06-18_FULL.cdb 07 Jan 2018 11:33:08

Name: 180106M2_21, Date: 06-Jan-2018, Time: 20:19:21, ID: ICV180106M2-1 PFC ICV 17L2804, Description: PFC ICV 17L2804

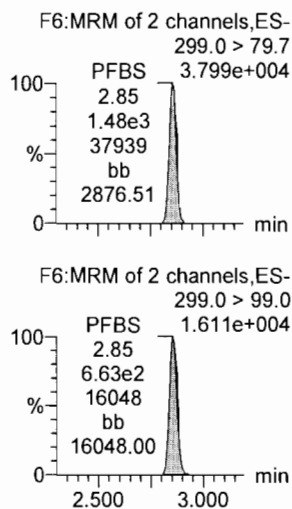
PFBA



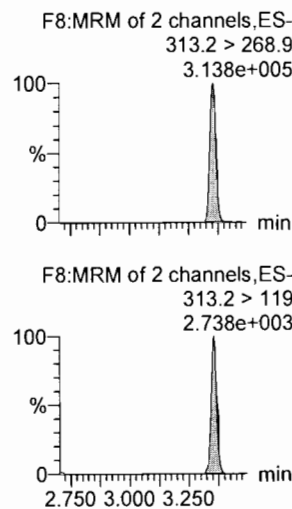
PFPeA



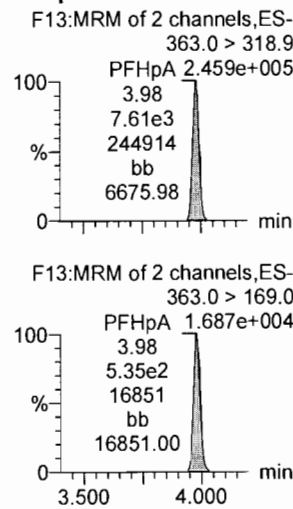
PFBS



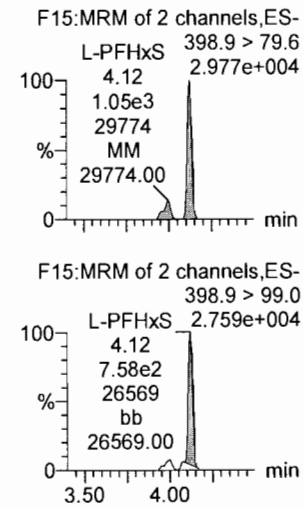
PFHxA



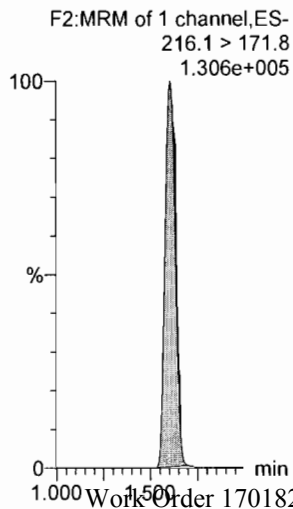
PFHpA



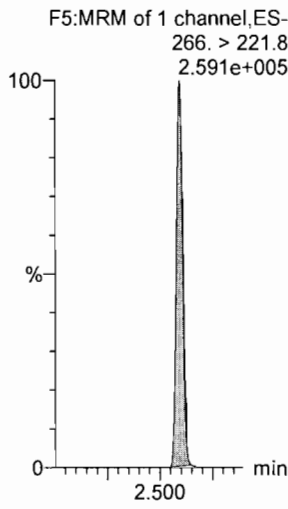
L-PFHxS



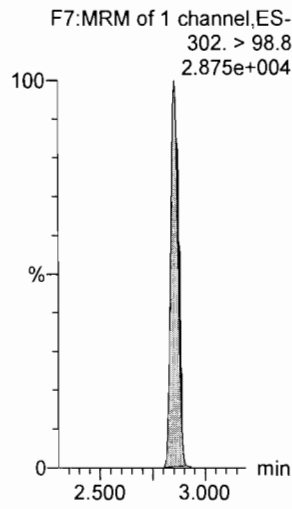
13C3-PFBA



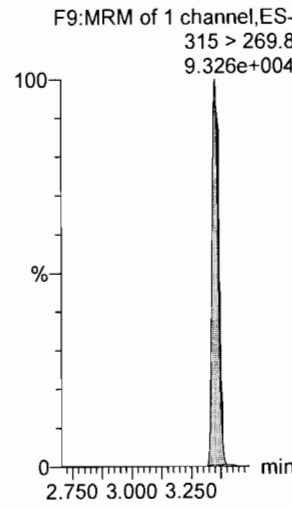
13C3-PFPeA



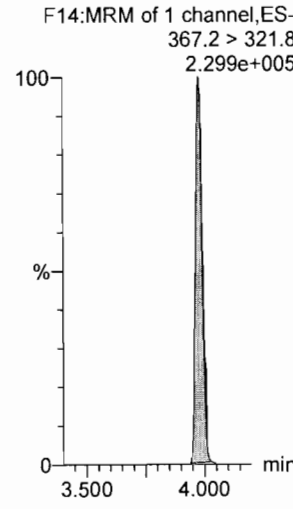
13C3-PFBS



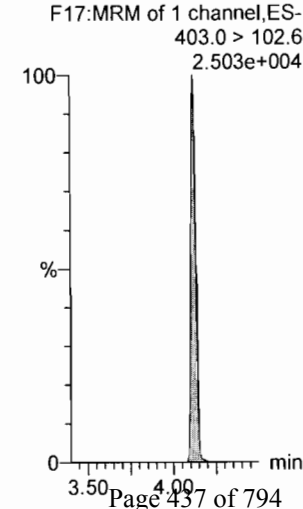
13C2-PFHxA



13C4-PFHpA



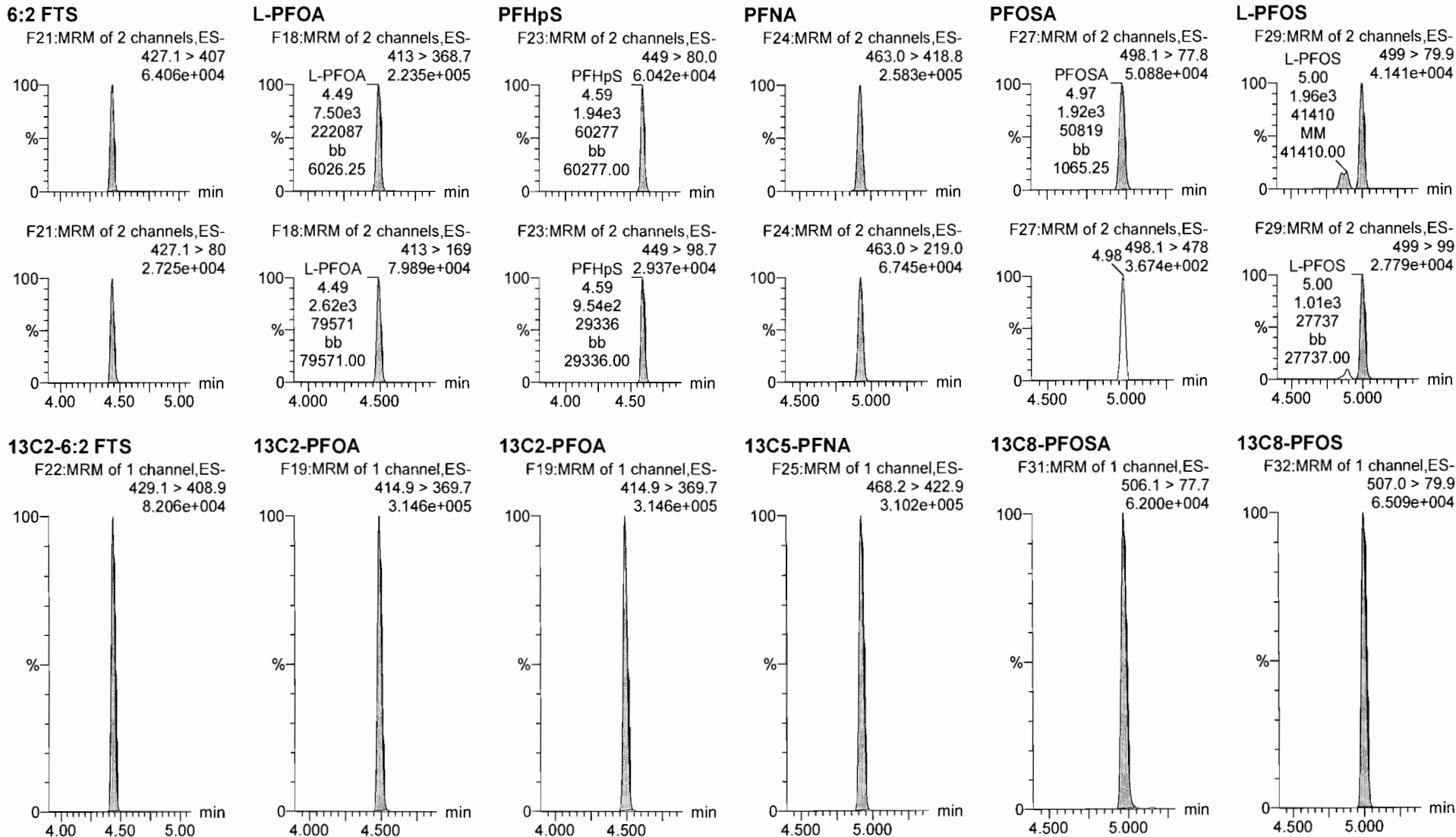
18O2-PFHxS



Dataset: U:\Q4.PRO\results\180106M2\170106M2-21.qld

Last Altered: Sunday, January 07, 2018 11:40:00 Pacific Standard Time
Printed: Sunday, January 07, 2018 11:41:30 Pacific Standard Time

Name: 180106M2_21, Date: 06-Jan-2018, Time: 20:19:21, ID: ICV180106M2-1 PFC ICV 17L2804, Description: PFC ICV 17L2804



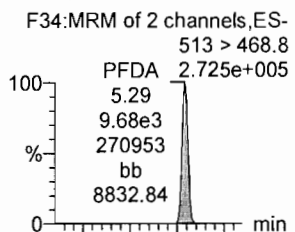
Dataset: U:\Q4.PRO\results\180106M2\170106M2-21.qld

Last Altered: Sunday, January 07, 2018 11:40:00 Pacific Standard Time

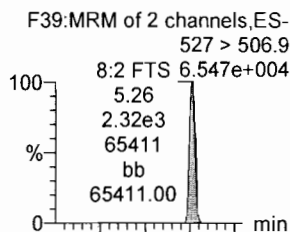
Printed: Sunday, January 07, 2018 11:41:30 Pacific Standard Time

Name: 180106M2_21, Date: 06-Jan-2018, Time: 20:19:21, ID: ICV180106M2-1 PFC ICV 17L2804, Description: PFC ICV 17L2804

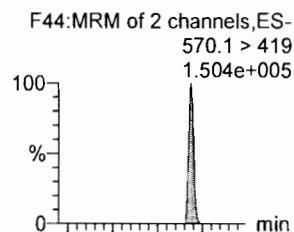
PFDA



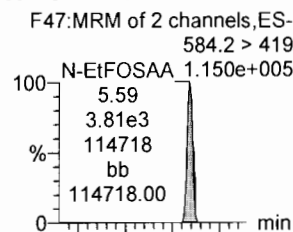
8:2 FTS



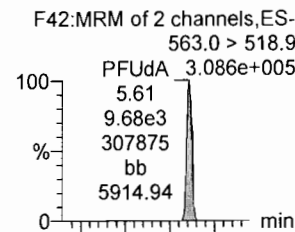
N-MeFOSAA



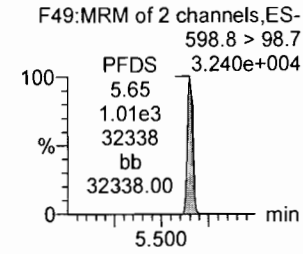
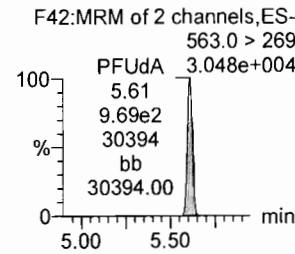
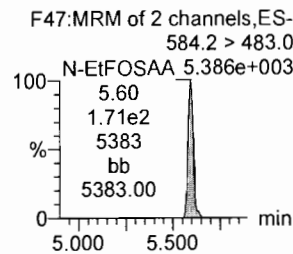
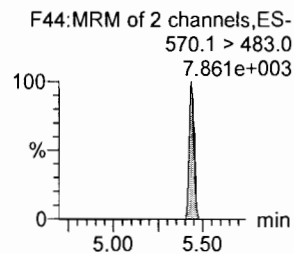
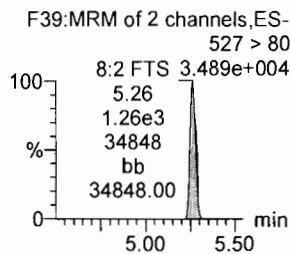
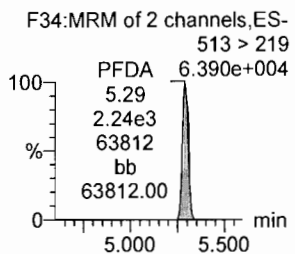
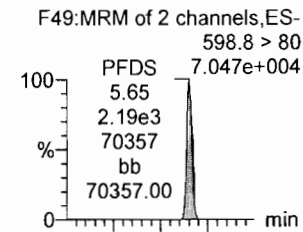
N-EtFOSAA



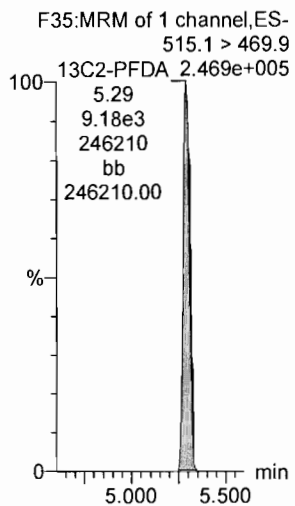
PFUdA



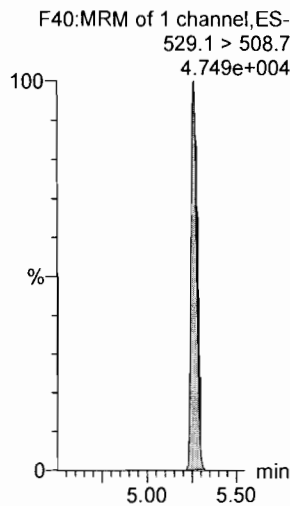
PFDS



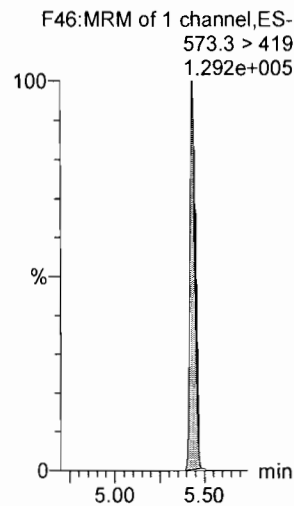
13C2-PFDA



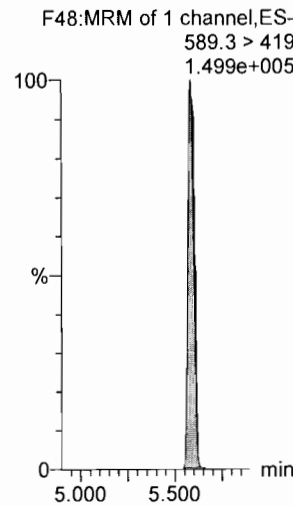
13C2-8:2 FTS



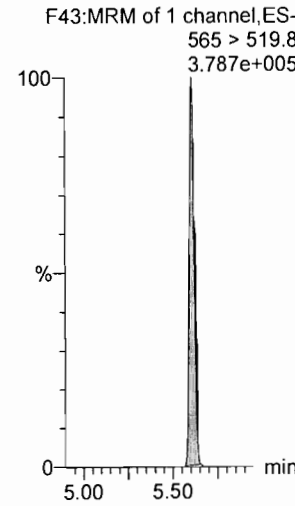
d3-N-MeFOSAA



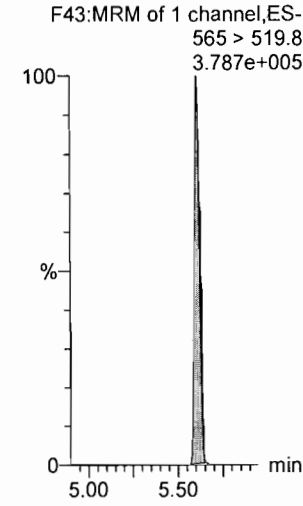
d5-N-EtFOSAA



13C2-PFUdA



13C2-PFUDa



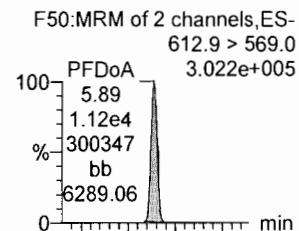
Dataset: U:\Q4.PRO\results\180106M2\170106M2-21.qld

Last Altered: Sunday, January 07, 2018 11:40:00 Pacific Standard Time

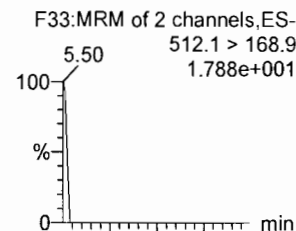
Printed: Sunday, January 07, 2018 11:41:30 Pacific Standard Time

Name: 180106M2_21, Date: 06-Jan-2018, Time: 20:19:21, ID: ICV180106M2-1 PFC ICV 17L2804, Description: PFC ICV 17L2804

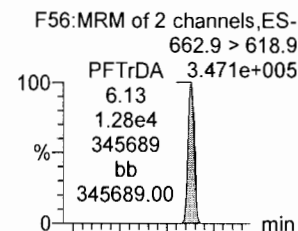
PFD_oA



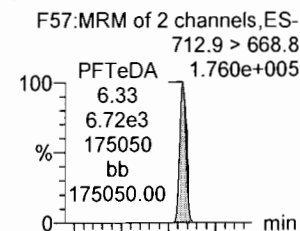
N-MeFOSA



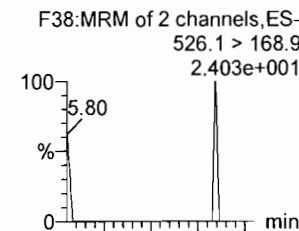
PFT_rDA



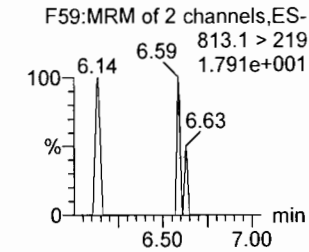
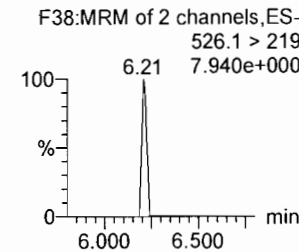
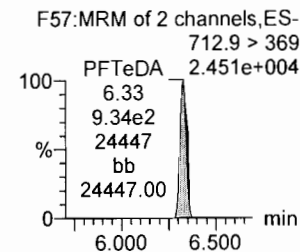
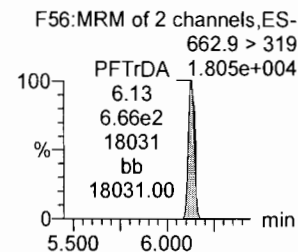
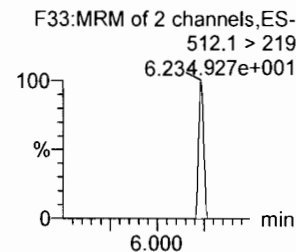
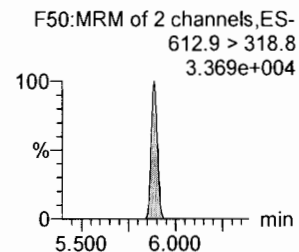
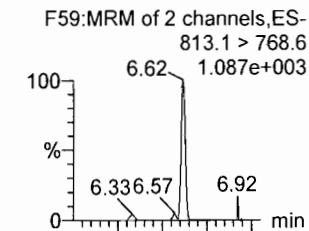
PFT_eDA



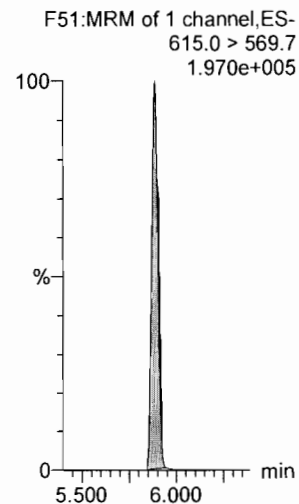
N-EtFOSA



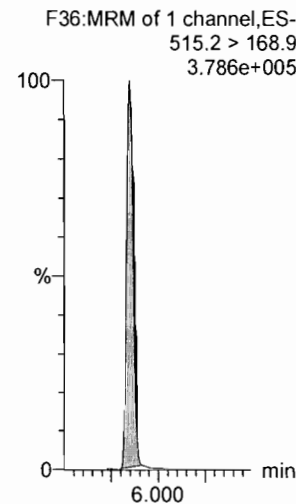
PFH_xDA



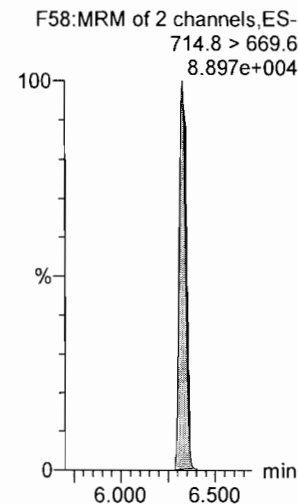
13C2-PFD_oA



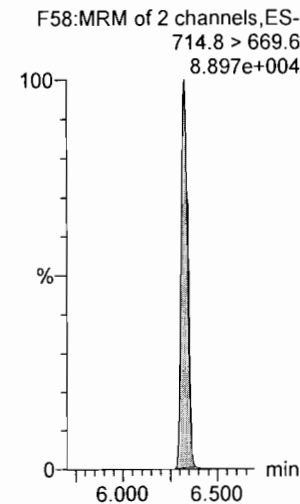
d3-N-MeFOSA



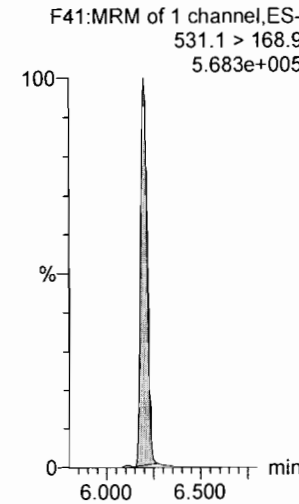
13C2-PFT_rDA



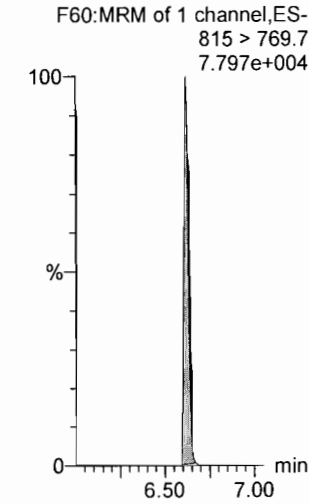
13C2-PFT_eDA



d5-N-ETFOSA



13C2-PFH_xDA



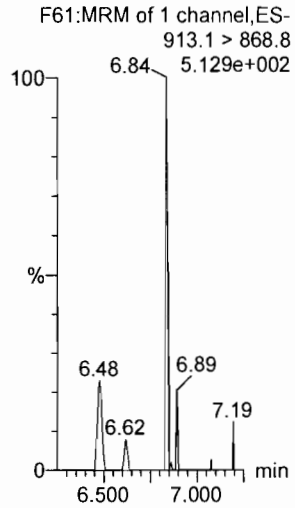
Dataset: U:\Q4.PRO\results\180106M2\170106M2-21.qld

Last Altered: Sunday, January 07, 2018 11:40:00 Pacific Standard Time

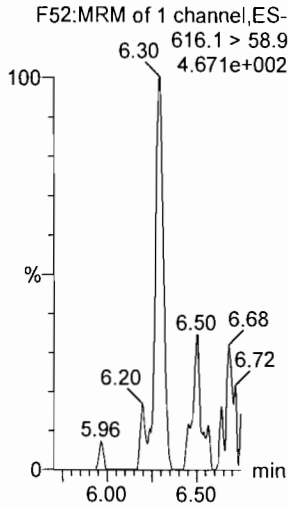
Printed: Sunday, January 07, 2018 11:41:30 Pacific Standard Time

Name: 180106M2_21, Date: 06-Jan-2018, Time: 20:19:21, ID: ICV180106M2-1 PFC ICV 17L2804, Description: PFC ICV 17L2804

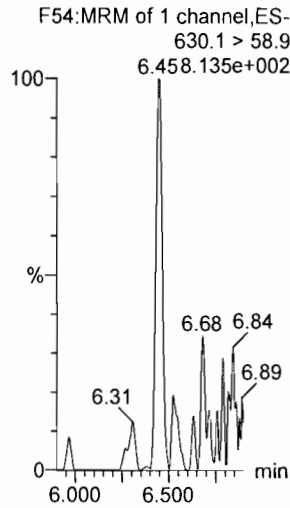
PFODA



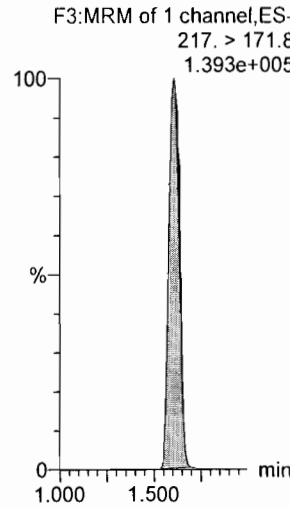
N-MeFOSE



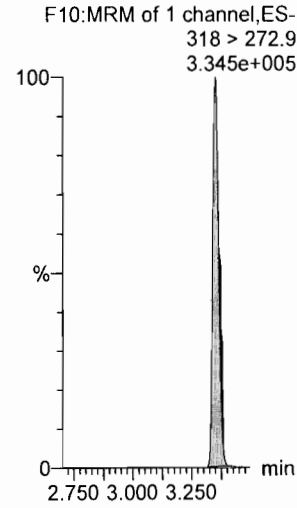
N-EtFOSE



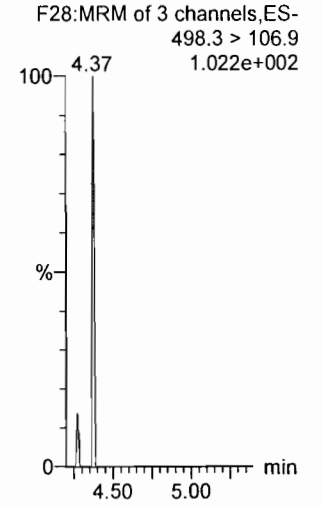
13C4-PFBA



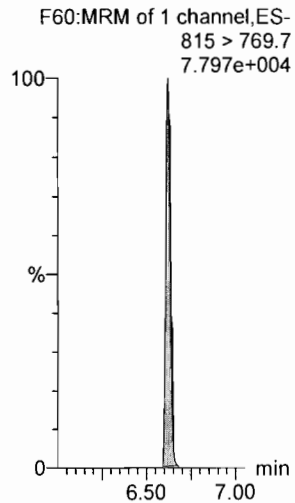
13C5-PFHxA



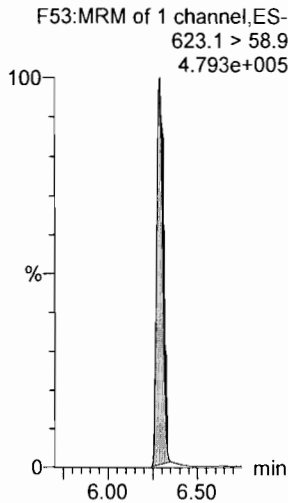
TCDA



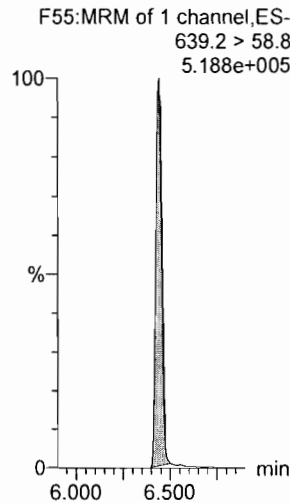
13C2-PFHxDA



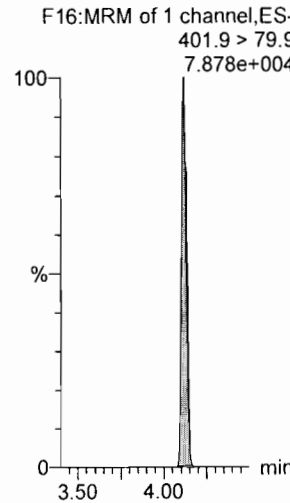
d7-N-MeFOSE



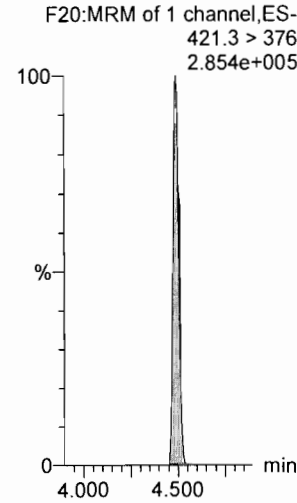
d9-N-EtFOSE



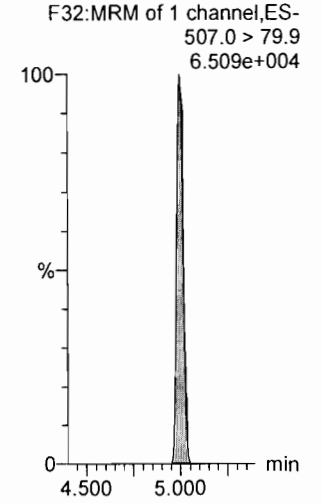
13C3-PFHxS



13C8-PFOA



13C8-PFOS



Dataset: U:\Q4.PRO\results\180106M2\170106M2-21.qld

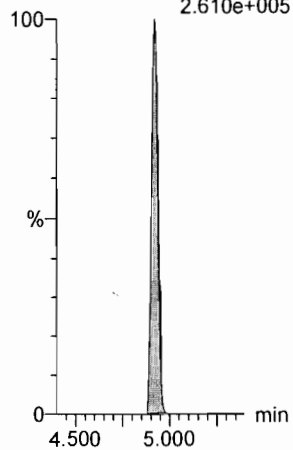
Last Altered: Sunday, January 07, 2018 11:40:00 Pacific Standard Time

Printed: Sunday, January 07, 2018 11:41:30 Pacific Standard Time

Name: 180106M2_21, Date: 06-Jan-2018, Time: 20:19:21, ID: ICV180106M2-1 PFC ICV 17L2804, Description: PFC ICV 17L2804

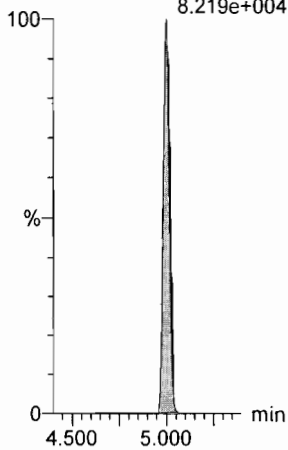
13C9-PFNA

F26:MRM of 1 channel,ES-
472.2 > 426.9
2.610e+005



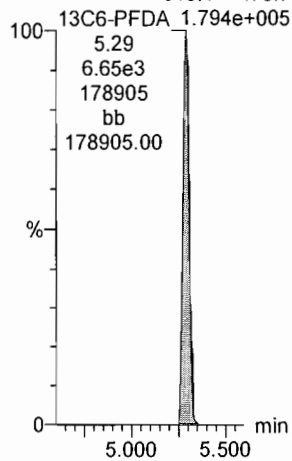
13C4-PFOS

F30:MRM of 1 channel,ES-
503 > 79.9
8.219e+004



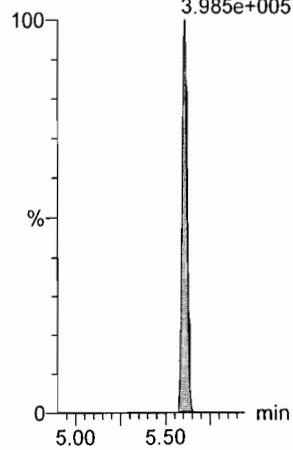
13C6-PFDA

F37:MRM of 1 channel,ES-
519.1 > 473.7
1.794e+005



13C7-PFUdA

F45:MRM of 1 channel,ES-
570.1 > 524.8
3.985e+005



Dataset: Untitled

Last Altered: Sunday, January 07, 2018 11:47:22 Pacific Standard Time

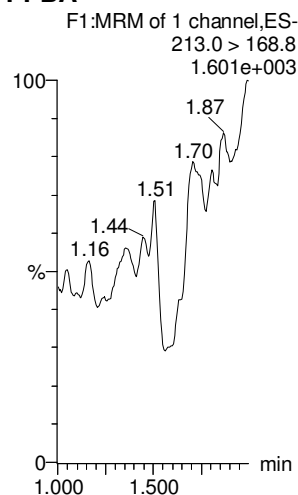
Printed: Sunday, January 07, 2018 11:47:32 Pacific Standard Time

Method: U:\Q4.PRO\MethDB\PFAS_FULL_80C_010618.mdb 07 Jan 2018 10:38:07

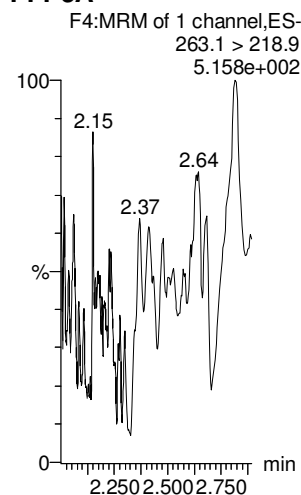
Calibration: U:\Q4.PRO\CurveDB\C18_VAL-PFAS_Q4_01-06-18_FULL.cdb 07 Jan 2018 11:33:08

Name: 180106M2_20, Date: 06-Jan-2018, Time: 20:08:11, ID: IPA, Description: IPA

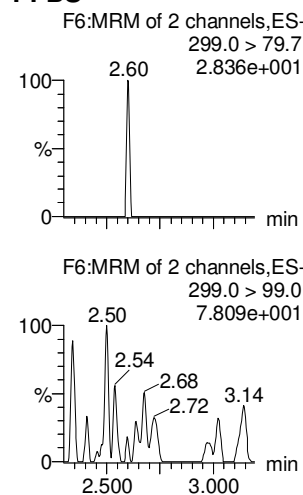
PFBA



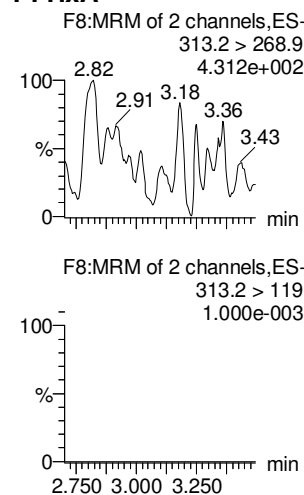
PFPeA



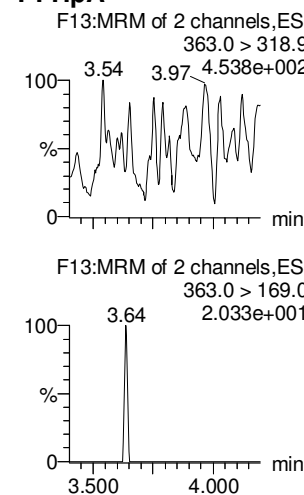
PFBS



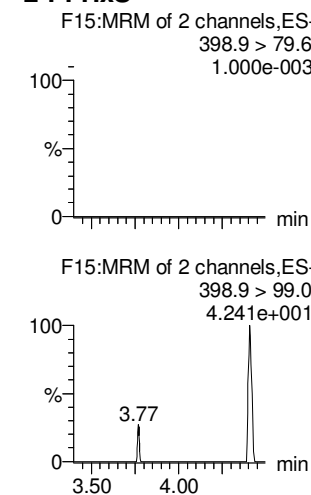
PFHxA



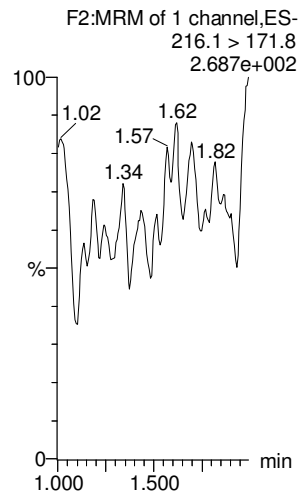
PFHpA



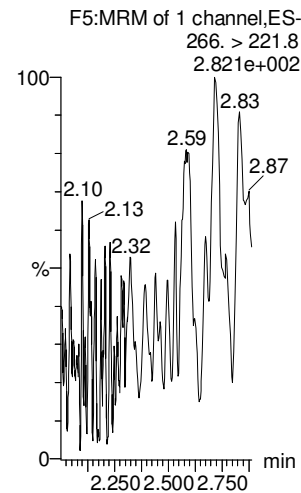
L-PFHxS



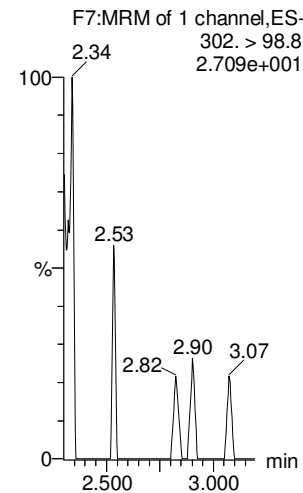
13C3-PFBA




13C3-PFPeA



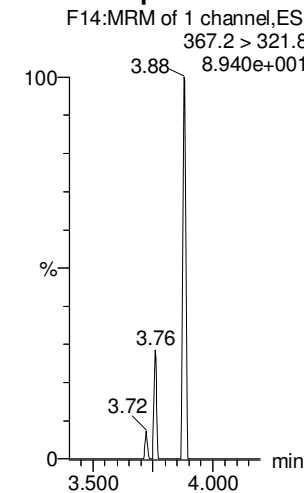
13C3-PFBS



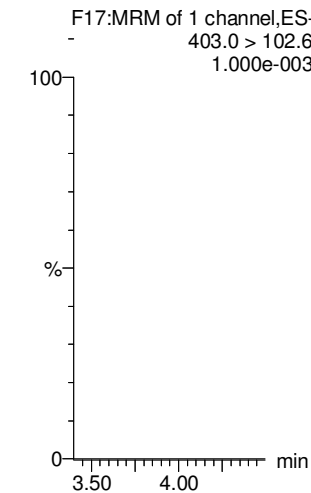
13C2-PFHxA



13C4-PFHpA



18O2-PFHxS



Dataset: Untitled

Last Altered: Sunday, January 07, 2018 11:47:22 Pacific Standard Time

Printed: Sunday, January 07, 2018 11:47:32 Pacific Standard Time

Name: 180106M2_20, Date: 06-Jan-2018, Time: 20:08:11, ID: IPA, Description: IPA

6:2 FTS

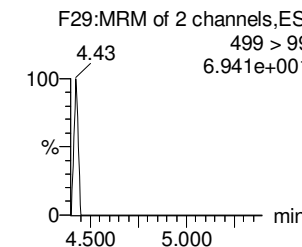
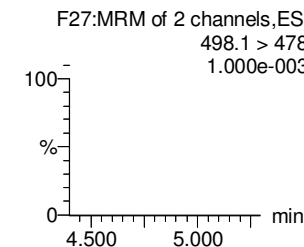
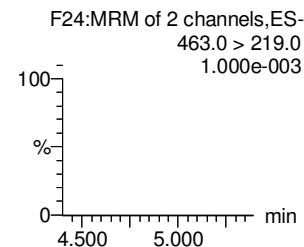
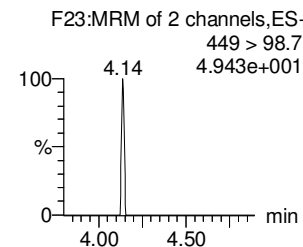
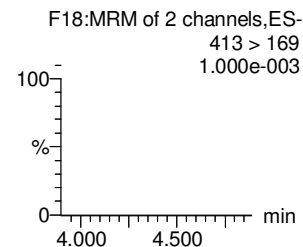
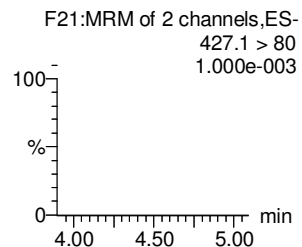
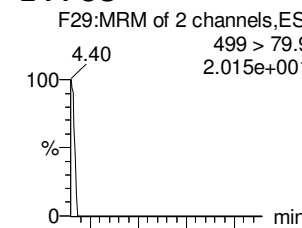
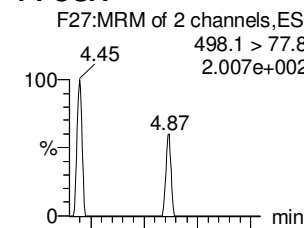
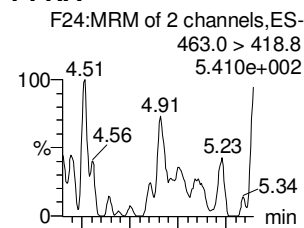
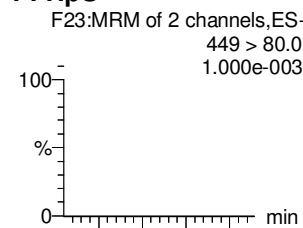
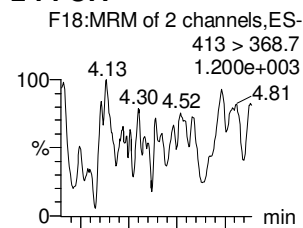
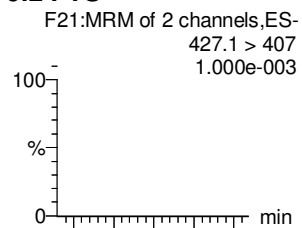
L-PFOA

PFHpS

PFNA

PFOSA

L-PFOS



13C2-6:2 FTS

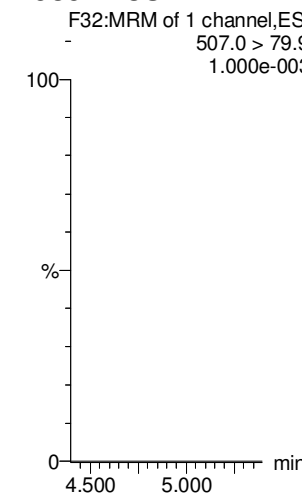
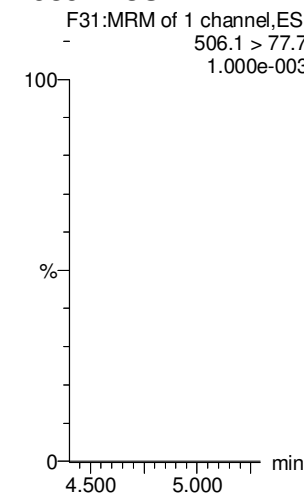
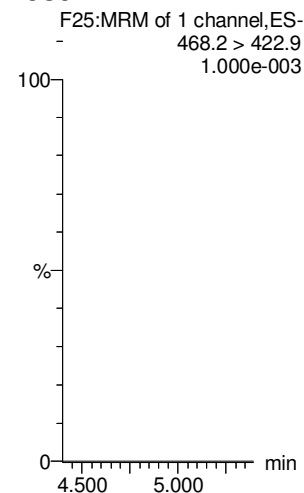
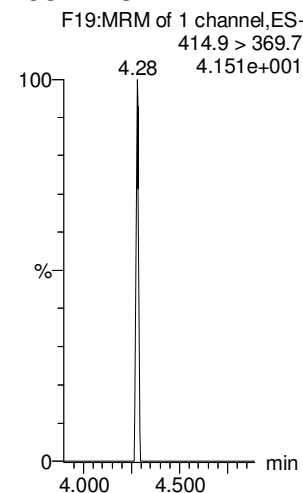
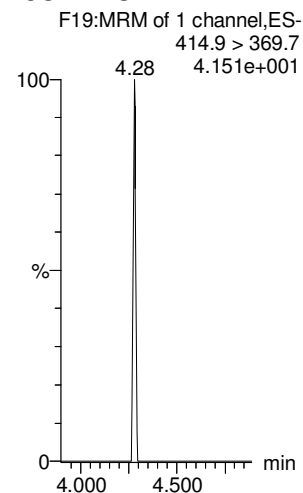
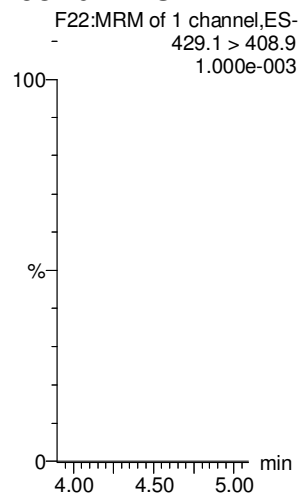
13C2-PFOA

13C2-PFOA

13C5-PFNA

13C8-PFOSA

13C8-PFOS



Dataset: Untitled

Last Altered: Sunday, January 07, 2018 11:47:22 Pacific Standard Time

Printed: Sunday, January 07, 2018 11:47:32 Pacific Standard Time

Name: 180106M2_20, Date: 06-Jan-2018, Time: 20:08:11, ID: IPA, Description: IPA

PFDA

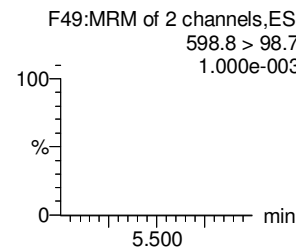
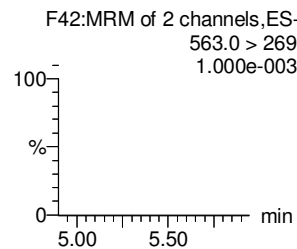
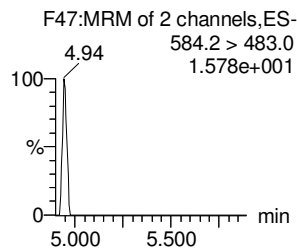
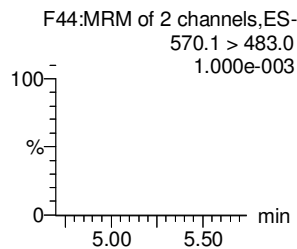
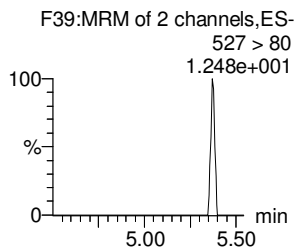
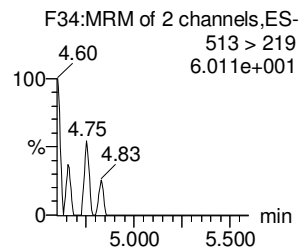
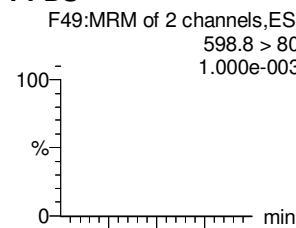
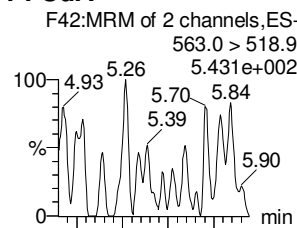
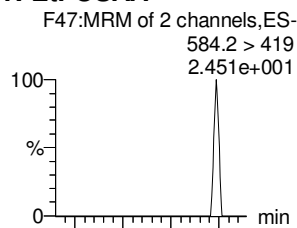
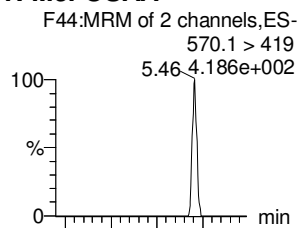
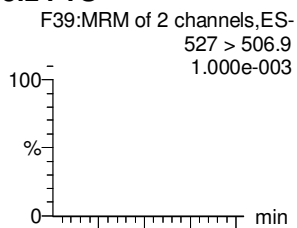
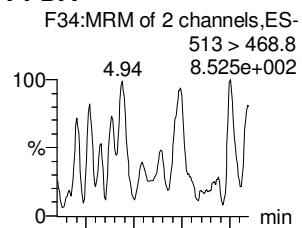
8:2 FTS

N-MeFOSAA

N-EtFOSAA

PFUdA

PFDS



13C2-PFDA

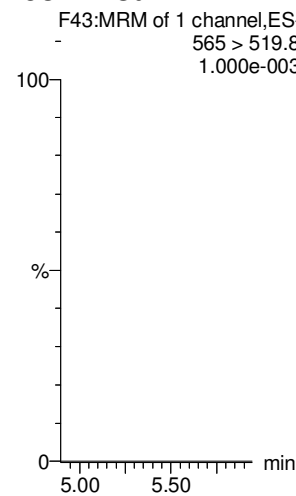
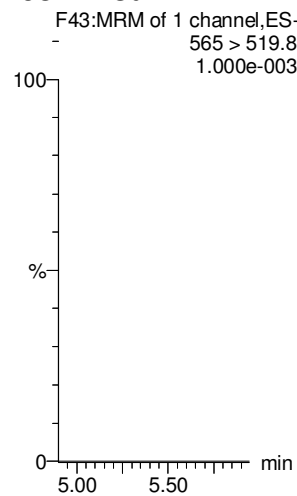
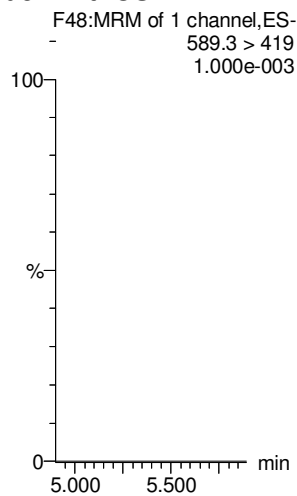

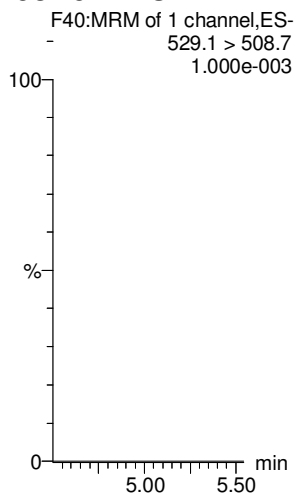
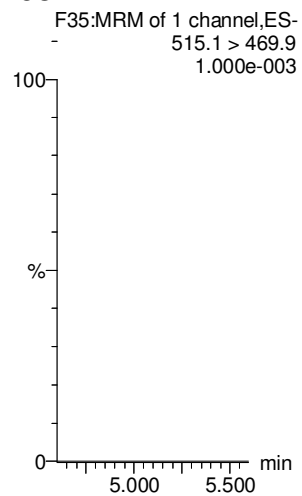
13C2-8:2 FTS

d3-N-MeFOSAA

d5-N-EtFOSAA

13C2-PFUdA

13C2-PFUdA



Dataset: Untitled

Last Altered: Sunday, January 07, 2018 11:47:22 Pacific Standard Time

Printed: Sunday, January 07, 2018 11:47:32 Pacific Standard Time

Name: 180106M2_20, Date: 06-Jan-2018, Time: 20:08:11, ID: IPA, Description: IPA

PFDaA

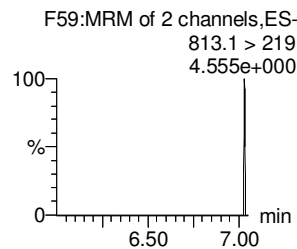
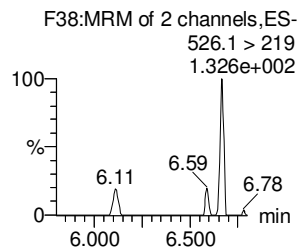
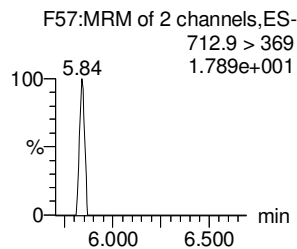
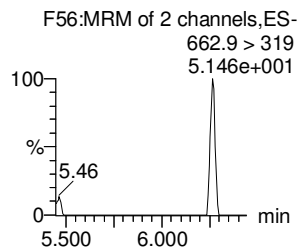
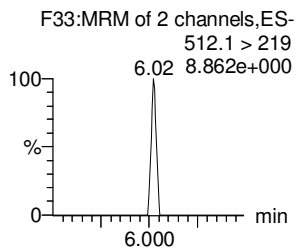
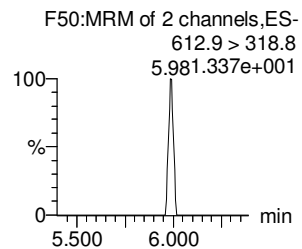
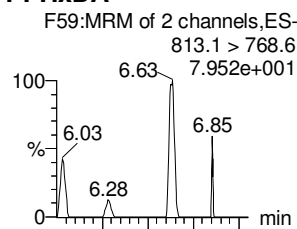
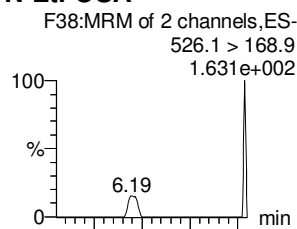
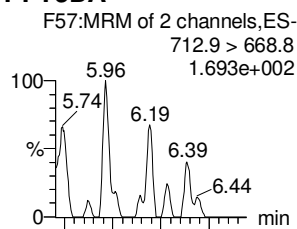
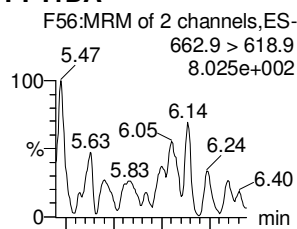
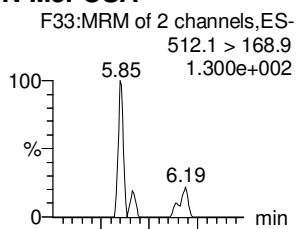
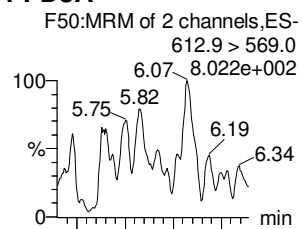
N-MeFOSA

PFTrDA

PFTeDA

N-EtFOSA

PFHxDA



13C2-PFDaA

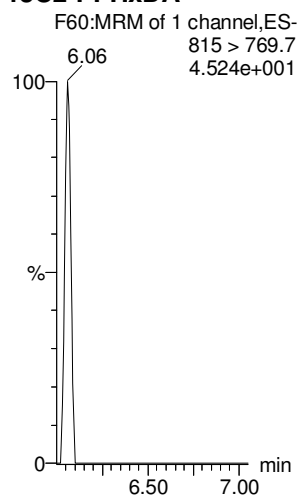
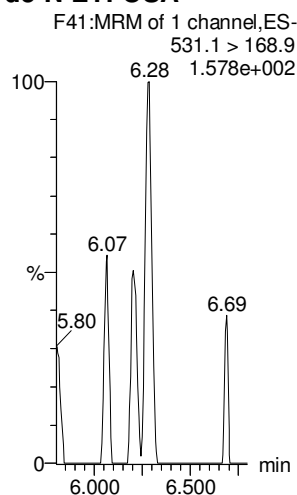
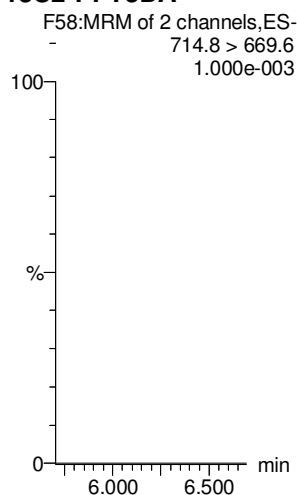
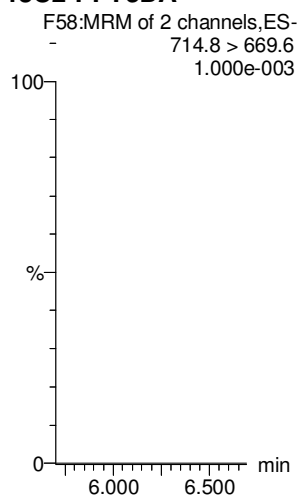
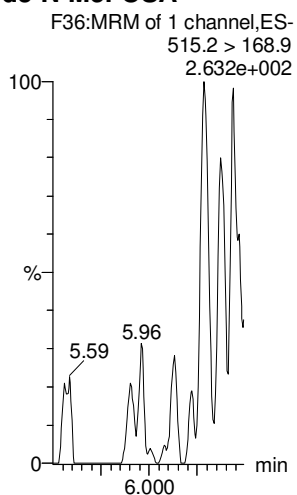
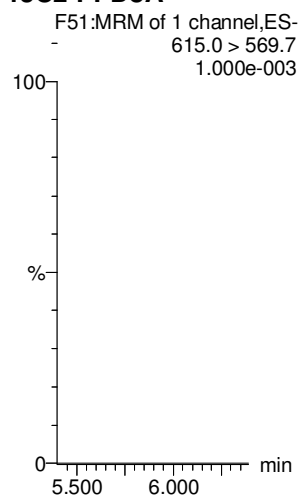
d3-N-MeFOSA

13C2-PFTeDA

13C2-PFTeDA

d5-N-ETFOSA

13C2-PFHxDA



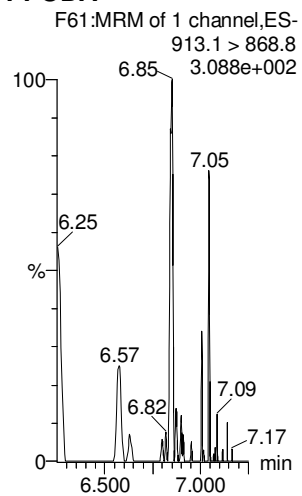
Dataset: Untitled

Last Altered: Sunday, January 07, 2018 11:47:22 Pacific Standard Time

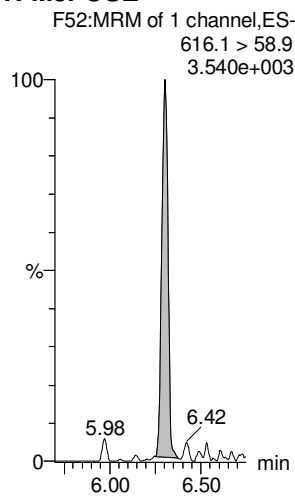
Printed: Sunday, January 07, 2018 11:47:32 Pacific Standard Time

Name: 180106M2_20, Date: 06-Jan-2018, Time: 20:08:11, ID: IPA, Description: IPA

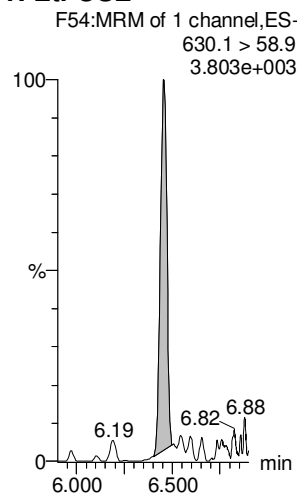
PFODA



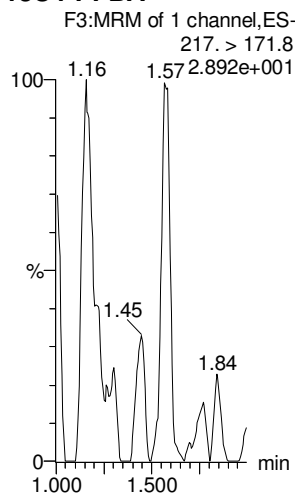
N-MeFOSE



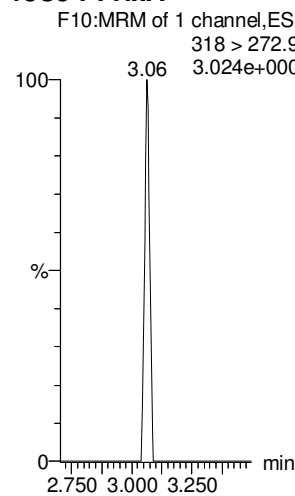
N-EtFOSE



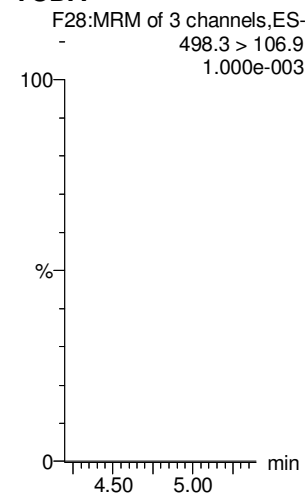
13C4-PFBA



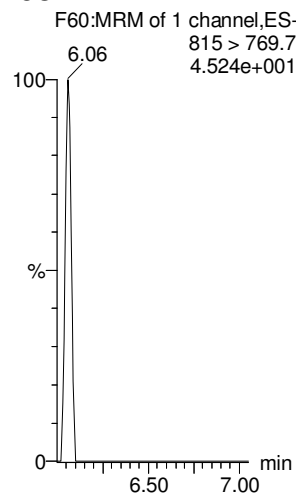
13C5-PFHxA



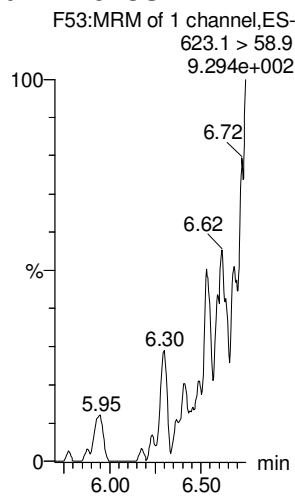
TCDA



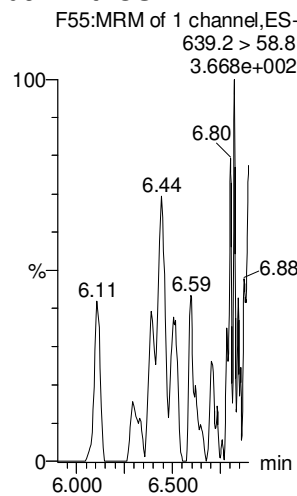
13C2-PFHxDA



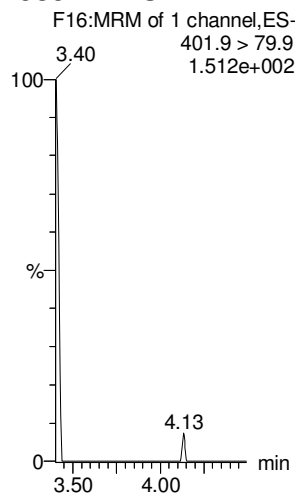
d7-N-MeFOSE



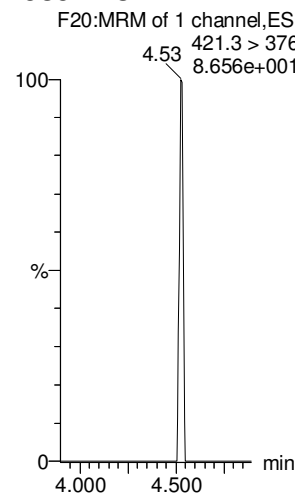
d9-N-EtFOSE



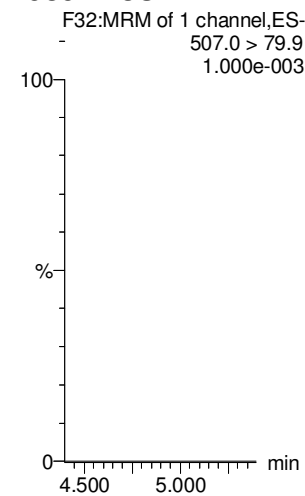
13C3-PFHxS



13C8-PFOA



13C8-PFOS



Dataset: Untitled

Last Altered: Sunday, January 07, 2018 11:47:22 Pacific Standard Time

Printed: Sunday, January 07, 2018 11:47:32 Pacific Standard Time

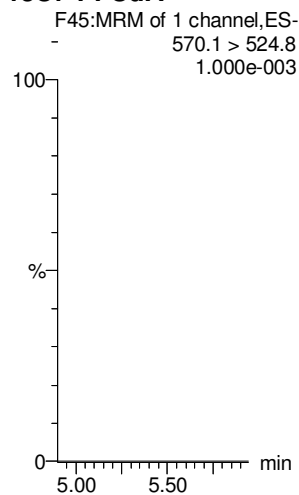
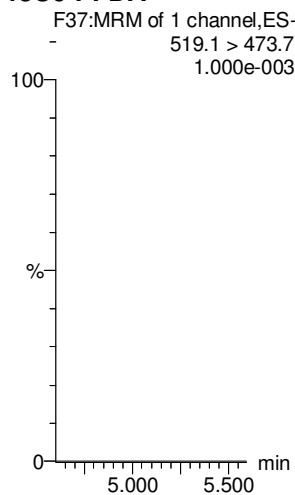
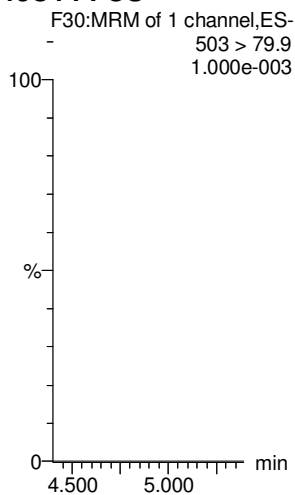
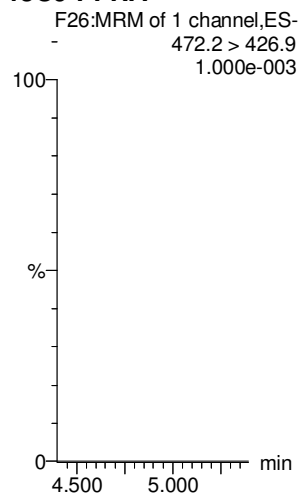
Name: 180106M2_20, Date: 06-Jan-2018, Time: 20:08:11, ID: IPA, Description: IPA

13C9-PFNA

13C4-PFOS

13C6-PFDA

13C7-PFUdA



Dataset: U:\Q4.PRO\results\180108M2\180108M2-CRV-B.qld

Last Altered: Tuesday, January 09, 2018 13:40:23 Pacific Standard Time
 Printed: Tuesday, January 09, 2018 13:42:06 Pacific Standard Time

Method: U:\Q4.PRO\MethDB\PFAS_FULL_80C_010818.mdb 09 Jan 2018 10:00:24
 Calibration: U:\Q4.PRO\CurveDB\C18_VAL-PFAS_Q4_01-08-18_FULL-M2B.cdb 09 Jan 2018 13:40:22

P/9/18

JPA. 01/09/2018

Compound name: PFBA

Correlation coefficient: $r = 0.999967$, $r^2 = 0.999934$

Calibration curve: $1.22331 * x + 0.0281333$

Response type: Internal Std (Ref 31), Area * (IS Conc. / IS Area)

Curve type: Linear, Origin: Include, Weighting: 1/x, Axis trans: None

#	Name	Type	Std. Conc	RT	Area	IS Area	Response	Conc.	%Dev	Conc. Flag	CoD	CoD Flag	x=excluded
1	1 180108M2_1	Standard	0.250	1.40	140.219	5421.656	0.323	0.2	-3.5	NO	1.000	NO	bb
2	2 180108M2_2	Standard	0.500	1.40	256.653	5148.906	0.623	0.5	-2.7	NO	1.000	NO	bb
3	3 180108M2_3	Standard	1.000	1.40	531.473	4932.306	1.347	1.1	7.8	NO	1.000	NO	bb
4	4 180108M2_4	Standard	2.000	1.38	1000.482	4914.914	2.545	2.1	2.9	NO	1.000	NO	bb
5	5 180108M2_5	Standard	5.000	1.39	2525.896	4985.861	6.333	5.2	3.1	NO	1.000	NO	bb
6	6 180108M2_6	Standard	10.000	1.38	4825.920	4878.047	12.366	10.1	0.9	NO	1.000	NO	bb
7	7 180108M2_7	Standard	50.000	1.40	24726.824	4988.706	61.957	50.6	1.2	NO	1.000	NO	bb
8	8 180108M2_8	Standard	100.000	1.39	49272.195	5035.588	122.310	100.0	-0.0	NO	1.000	NO	bb
9	9 180108M2_9	Standard	250.000	1.39	117892.859	4836.269	304.710	249.1	-0.4	NO	1.000	NO	bb

Compound name: PFPeA

Correlation coefficient: $r = 0.999798$, $r^2 = 0.999596$

Calibration curve: $1.03541 * x + 0.0388149$

Response type: Internal Std (Ref 32), Area * (IS Conc. / IS Area)

Curve type: Linear, Origin: Exclude, Weighting: 1/x, Axis trans: None

#	Name	Type	Std. Conc	RT	Area	IS Area	Response	Conc.	%Dev	Conc. Flag	CoD	CoD Flag	x=excluded
1	1 180108M2_1	Standard	0.250	2.38	150.442	6375.317	0.295	0.2	-1.0	NO	1.000	NO	bb
2	2 180108M2_2	Standard	0.500	2.37	265.996	6104.348	0.545	0.5	-2.3	NO	1.000	NO	bb
3	3 180108M2_3	Standard	1.000	2.37	495.885	6019.830	1.030	1.0	-4.3	NO	1.000	NO	bb
4	4 180108M2_4	Standard	2.000	2.37	960.228	5682.090	2.112	2.0	0.1	NO	1.000	NO	bb
5	5 180108M2_5	Standard	5.000	2.37	2613.014	5783.457	5.648	5.4	8.3	NO	1.000	NO	bb
6	6 180108M2_6	Standard	10.000	2.38	5034.683	5870.812	10.720	10.3	3.2	NO	1.000	NO	bb
7	7 180108M2_7	Standard	50.000	2.37	24324.768	6069.888	50.093	48.3	-3.3	NO	1.000	NO	bb
8	8 180108M2_8	Standard	100.000	2.37	49113.207	6035.441	101.718	98.2	-1.8	NO	1.000	NO	bb
9	9 180108M2_9	Standard	250.000	2.38	118905.234	5678.038	261.766	252.8	1.1	NO	1.000	NO	bb

Dataset: U:\Q4.PRO\results\180108M2\180108M2-CRV-B.qld

Last Altered: Tuesday, January 09, 2018 13:40:23 Pacific Standard Time
 Printed: Tuesday, January 09, 2018 13:42:06 Pacific Standard Time

Compound name: PFBS

Coefficient of Determination: R² = 0.999606

Calibration curve: -0.000599766 * x² + 1.8097 * x + 0.0208083

Response type: Internal Std (Ref 33), Area * (IS Conc. / IS Area)

Curve type: 2nd Order, Origin: Exclude, Weighting: 1/x, Axis trans: None

#	Name	Type	Std. Conc	RT	Area	IS Area	Response	Conc.	%Dev	Conc. Flag	CoD	CoD Flag	x=excluded
1	1 180108M2_1	Standard	0.250	2.66	31.633	901.633	0.439	0.2	-7.7	NO	1.000	NO	MM
2	2 180108M2_2	Standard	0.500	2.67	53.694	780.723	0.860	0.5	-7.3	NO	1.000	NO	MM
3	3 180108M2_3	Standard	1.000	2.66	119.765	793.617	1.886	1.0	3.1	NO	1.000	NO	bb
4	4 180108M2_4	Standard	2.000	2.66	216.249	719.272	3.758	2.1	3.3	NO	1.000	NO	bb
5	5 180108M2_5	Standard	5.000	2.66	585.880	802.128	9.130	5.0	0.8	NO	1.000	NO	bb
6	6 180108M2_6	Standard	10.000	2.66	1168.190	734.016	19.894	11.0	10.2	NO	1.000	NO	bb
7	7 180108M2_7	Standard	50.000	2.66	5540.697	798.379	86.749	48.7	-2.6	NO	1.000	NO	bb
8	8 180108M2_8	Standard	100.000	2.66	11576.460	827.757	174.817	99.9	-0.1	NO	1.000	NO	bb
9	9 180108M2_9	Standard	250.000	2.66	27990.365	842.256	415.408	250.3	0.1	NO	1.000	NO	bb

Compound name: PFHxA

Correlation coefficient: r = 0.998889, r² = 0.997780

Calibration curve: 1.78409 * x + 0.0832728

Response type: Internal Std (Ref 34), Area * (IS Conc. / IS Area)

Curve type: Linear, Origin: Exclude, Weighting: 1/x, Axis trans: None

#	Name	Type	Std. Conc	RT	Area	IS Area	Response	Conc.	%Dev	Conc. Flag	CoD	CoD Flag	x=excluded
1	1 180108M2_1	Standard	0.250	3.16	205.733	2042.621	0.504	0.2	-5.8	NO	0.998	NO	bb
2	2 180108M2_2	Standard	0.500	3.16	293.136	1997.844	0.734	0.4	-27.1	NO	0.998	NO	bb
3	3 180108M2_3	Standard	1.000	3.16	678.072	1504.849	2.253	1.2	21.6	NO	0.998	NO	bb
4	4 180108M2_4	Standard	2.000	3.15	1267.859	1784.322	3.553	1.9	-2.8	NO	0.998	NO	bb
5	5 180108M2_5	Standard	5.000	3.16	3300.700	1566.294	10.537	5.9	17.2	NO	0.998	NO	bb
6	6 180108M2_6	Standard	10.000	3.16	6382.049	1928.407	16.547	9.2	-7.7	NO	0.998	NO	bb
7	7 180108M2_7	Standard	50.000	3.15	32718.494	1816.175	90.075	50.4	0.9	NO	0.998	NO	bb
8	8 180108M2_8	Standard	100.000	3.16	69676.555	1833.573	190.002	106.5	6.5	NO	0.998	NO	bb
9	9 180108M2_9	Standard	250.000	3.16	155944.781	1798.127	433.631	243.0	-2.8	NO	0.998	NO	bb

Dataset: U:\Q4.PRO\results\180108M2\180108M2-CRV-B.qld

Last Altered: Tuesday, January 09, 2018 13:40:23 Pacific Standard Time
 Printed: Tuesday, January 09, 2018 13:42:06 Pacific Standard Time

Compound name: PFHpA

Correlation coefficient: $r = 0.999489$, $r^2 = 0.998978$

Calibration curve: $1.3149 * x + 0.0511636$

Response type: Internal Std (Ref 35), Area * (IS Conc. / IS Area)

Curve type: Linear, Origin: Exclude, Weighting: 1/x, Axis trans: None

#	Name	Type	Std. Conc	RT	Area	IS Area	Response	Conc.	%Dev	Conc. Flag	CoD	CoD Flag	x=excluded
1	1 180108M2_1	Standard	0.250	3.78	155.674	5414.999	0.359	0.2	-6.2	NO	0.999	NO	bb
2	2 180108M2_2	Standard	0.500	3.78	273.657	5009.782	0.683	0.5	-3.9	NO	0.999	NO	bb
3	3 180108M2_3	Standard	1.000	3.79	548.432	4940.721	1.388	1.0	1.6	NO	0.999	NO	bb
4	4 180108M2_4	Standard	2.000	3.78	1043.030	4921.333	2.649	2.0	-1.2	NO	0.999	NO	bb
5	5 180108M2_5	Standard	5.000	3.79	2600.337	4584.273	7.090	5.4	7.1	NO	0.999	NO	bb
6	6 180108M2_6	Standard	10.000	3.79	5583.662	5113.555	13.649	10.3	3.4	NO	0.999	NO	bb
7	7 180108M2_7	Standard	50.000	3.79	24602.594	4882.781	62.983	47.9	-4.3	NO	0.999	NO	bb
8	8 180108M2_8	Standard	100.000	3.78	55644.352	5040.603	137.990	104.9	4.9	NO	0.999	NO	bb
9	9 180108M2_9	Standard	250.000	3.78	124284.461	4790.760	324.282	246.6	-1.4	NO	0.999	NO	bb

Compound name: L-PFHxS

Correlation coefficient: $r = 0.995697$, $r^2 = 0.991413$

Calibration curve: $1.8737 * x + -0.0422348$

Response type: Internal Std (Ref 36), Area * (IS Conc. / IS Area)

Curve type: Linear, Origin: Exclude, Weighting: 1/x, Axis trans: None

#	Name	Type	Std. Conc	RT	Area	IS Area	Response	Conc.	%Dev	Conc. Flag	CoD	CoD Flag	x=excluded
1	1 180108M2_1	Standard	0.250	3.94	26.821	696.989	0.481	0.3	11.7	NO	0.991	NO	MM
2	2 180108M2_2	Standard	0.500	3.94	42.983	653.624	0.822	0.5	-7.7	NO	0.991	NO	MM
3	3 180108M2_3	Standard	1.000	3.94	76.208	645.994	1.475	0.8	-19.0	NO	0.991	NO	MM
4	4 180108M2_4	Standard	2.000	3.94	164.780	565.362	3.643	2.0	-1.7	NO	0.991	NO	MM
5	5 180108M2_5	Standard	5.000	3.94	474.756	594.729	9.978	5.3	7.0	NO	0.991	NO	MM
6	6 180108M2_6	Standard	10.000	3.94	981.918	567.584	21.625	11.6	15.6	NO	0.991	NO	MM
7	7 180108M2_7	Standard	50.000	3.94	4146.473	661.442	78.360	41.8	-16.3	NO	0.991	NO	MM
8	8 180108M2_8	Standard	100.000	3.94	10111.005	596.469	211.893	113.1	13.1	NO	0.991	NO	MM
9	9 180108M2_9	Standard	250.000	3.93	23064.850	632.321	455.956	243.4	-2.7	NO	0.991	NO	MM

Vista Analytical Laboratory

Dataset: U:\Q4.PRO\results\180108M2\180108M2-CRV-B.qld

Last Altered: Tuesday, January 09, 2018 13:40:23 Pacific Standard Time

Printed: Tuesday, January 09, 2018 13:42:06 Pacific Standard Time

Compound name: 6:2 FTS

Coefficient of Determination: R² = 0.999081

Calibration curve: $-0.00157359 * x^2 + 2.95364 * x + -0.577616$

Response type: Internal Std (Ref 36), Area * (IS Conc. / IS Area)

Curve type: 2nd Order, Origin: Exclude, Weighting: 1/x, Axis trans: None

#	Name	Type	Std. Conc	RT	Area	IS Area	Response	Conc.	%Dev	Conc. Flag	CoD	CoD Flag	x=excluded
1	1 180108M2_1	Standard	0.250	4.25	18.139	696.989	0.325	0.3	22.3	NO	0.999	NO	MM
2	2 180108M2_2	Standard	0.500	4.25	40.748	653.624	0.779	0.5	-8.1	NO	0.999	NO	MM
3	3 180108M2_3	Standard	1.000	4.25	112.094	645.994	2.169	0.9	-7.0	NO	0.999	NO	bb
4	4 180108M2_4	Standard	2.000	4.25	210.030	565.362	4.644	1.8	-11.5	NO	0.999	NO	bb
5	5 180108M2_5	Standard	5.000	4.25	615.528	594.729	12.937	4.6	-8.3	NO	0.999	NO	bb
6	6 180108M2_6	Standard	10.000	4.25	1499.385	567.584	33.021	11.4	14.5	NO	0.999	NO	bb
7	7 180108M2_7	Standard	50.000	4.25	7414.825	661.442	140.126	48.9	-2.2	NO	0.999	NO	bb
8	8 180108M2_8	Standard	100.000	4.25	13348.014	596.469	279.730	100.3	0.3	NO	0.999	NO	bb
9	9 180108M2_9	Standard	250.000	4.26	32358.711	632.321	639.681	250.1	0.0	NO	0.999	NO	bb

Compound name: L-PFOA

Coefficient of Determination: R² = 0.999388

Calibration curve: $-0.000543136 * x^2 + 1.10702 * x + -0.0314466$

Response type: Internal Std (Ref 38), Area * (IS Conc. / IS Area)

Curve type: 2nd Order, Origin: Exclude, Weighting: 1/x, Axis trans: None

#	Name	Type	Std. Conc	RT	Area	IS Area	Response	Conc.	%Dev	Conc. Flag	CoD	CoD Flag	x=excluded
1	1 180108M2_1	Standard	0.250	4.30	185.402	7680.001	0.302	0.3	20.4	NO	0.999	NO	bb
2	2 180108M2_2	Standard	0.500	4.31	290.974	7463.181	0.487	0.5	-6.2	NO	0.999	NO	bb
3	3 180108M2_3	Standard	1.000	4.31	567.037	6769.833	1.047	1.0	-2.5	NO	0.999	NO	bb
4	4 180108M2_4	Standard	2.000	4.31	1104.425	6848.200	2.016	1.9	-7.4	NO	0.999	NO	bb
5	5 180108M2_5	Standard	5.000	4.31	3029.714	6918.426	5.474	5.0	-0.3	NO	0.999	NO	bd
6	6 180108M2_6	Standard	10.000	4.31	5695.452	6690.408	10.641	9.7	-3.1	NO	0.999	NO	bb
7	7 180108M2_7	Standard	50.000	4.31	30576.039	7359.498	51.933	48.1	-3.9	NO	0.999	NO	bb
8	8 180108M2_8	Standard	100.000	4.31	59395.477	6823.860	108.801	103.6	3.6	NO	0.999	NO	bb
9	9 180108M2_9	Standard	250.000	4.31	134745.281	6966.522	241.773	248.8	-0.5	NO	0.999	NO	bb

Dataset: U:\Q4.PRO\results\180108M2\180108M2-CRV-B.qld

Last Altered: Tuesday, January 09, 2018 13:40:23 Pacific Standard Time
 Printed: Tuesday, January 09, 2018 13:42:06 Pacific Standard Time

Compound name: PFHpS

Coefficient of Determination: R² = 0.996689

Calibration curve: -0.000165057 * x² + 0.285225 * x + -0.00427398

Response type: Internal Std (Ref 38), Area * (IS Conc. / IS Area)

Curve type: 2nd Order, Origin: Exclude, Weighting: 1/x, Axis trans: None

#	Name	Type	Std. Conc	RT	Area	IS Area	Response	Conc.	%Dev	Conc. Flag	CoD	CoD Flag	x=excluded
1	1 180108M2_1	Standard	0.250	4.43	49.748	7680.001	0.081	0.3	19.6	NO	0.997	NO	MM
2	2 180108M2_2	Standard	0.500	4.42	74.957	7463.181	0.126	0.5	-8.9	NO	0.997	NO	bb
3	3 180108M2_3	Standard	1.000	4.42	152.002	6769.833	0.281	1.0	-0.0	NO	0.997	NO	bb
4	4 180108M2_4	Standard	2.000	4.42	294.211	6848.200	0.537	1.9	-5.0	NO	0.997	NO	bb
5	5 180108M2_5	Standard	5.000	4.42	689.956	6918.426	1.247	4.4	-12.1	NO	0.997	NO	bb
6	6 180108M2_6	Standard	10.000	4.42	1682.735	6690.408	3.144	11.1	11.1	NO	0.997	NO	bb
7	7 180108M2_7	Standard	50.000	4.42	7310.031	7359.498	12.416	44.7	-10.6	NO	0.997	NO	bb
8	8 180108M2_8	Standard	100.000	4.42	15611.387	6823.860	28.597	106.9	6.9	NO	0.997	NO	bb
9	9 180108M2_9	Standard	250.000	4.42	33757.578	6966.522	60.571	248.0	-0.8	NO	0.997	NO	bb

Compound name: PFNA

Coefficient of Determination: R² = 0.998437

Calibration curve: -0.000150178 * x² + 1.25742 * x + 0.0556715

Response type: Internal Std (Ref 39), Area * (IS Conc. / IS Area)

Curve type: 2nd Order, Origin: Exclude, Weighting: 1/x, Axis trans: None

#	Name	Type	Std. Conc	RT	Area	IS Area	Response	Conc.	%Dev	Conc. Flag	CoD	CoD Flag	x=excluded
1	1 180108M2_1	Standard	0.250	4.76	188.063	7374.425	0.319	0.2	-16.3	NO	0.998	NO	bb
2	2 180108M2_2	Standard	0.500	4.75	319.351	6571.582	0.607	0.4	-12.2	NO	0.998	NO	bb
3	3 180108M2_3	Standard	1.000	4.75	735.597	6323.052	1.454	1.1	11.2	NO	0.998	NO	bb
4	4 180108M2_4	Standard	2.000	4.75	1515.261	6955.373	2.723	2.1	6.1	NO	0.998	NO	bb
5	5 180108M2_5	Standard	5.000	4.74	3258.180	6693.576	6.085	4.8	-4.1	NO	0.998	NO	bb
6	6 180108M2_6	Standard	10.000	4.75	7381.203	6317.911	14.604	11.6	15.9	NO	0.998	NO	bb
7	7 180108M2_7	Standard	50.000	4.75	34162.758	6580.284	64.896	51.9	3.8	NO	0.998	NO	bb
8	8 180108M2_8	Standard	100.000	4.75	61589.027	6517.125	118.129	95.0	-5.0	NO	0.998	NO	bb
9	9 180108M2_9	Standard	250.000	4.75	153687.344	6258.695	306.948	251.6	0.7	NO	0.998	NO	bb

Dataset: U:\Q4.PRO\results\180108M2\180108M2-CRV-B.qld

Last Altered: Tuesday, January 09, 2018 13:40:23 Pacific Standard Time
 Printed: Tuesday, January 09, 2018 13:42:06 Pacific Standard Time

Compound name: PFOSA

Correlation coefficient: $r = 0.999164$, $r^2 = 0.998330$

Calibration curve: $1.02264 * x + 0.0909234$

Response type: Internal Std (Ref 40), Area * (IS Conc. / IS Area)

Curve type: Linear, Origin: Exclude, Weighting: 1/x, Axis trans: None

#	Name	Type	Std. Conc	RT	Area	IS Area	Response	Conc.	%Dev	Conc. Flag	CoD	CoD Flag	x=excluded
1	1 180108M2_1	Standard	0.250	4.81	46.665	1673.129	0.349	0.3	0.8	NO	0.998	NO	MM
2	2 180108M2_2	Standard	0.500	4.80	82.106	1705.965	0.602	0.5	-0.1	NO	0.998	NO	bb
3	3 180108M2_3	Standard	1.000	4.80	133.908	1588.310	1.054	0.9	-5.8	NO	0.998	NO	bb
4	4 180108M2_4	Standard	2.000	4.80	267.939	1551.102	2.159	2.0	1.1	NO	0.998	NO	bb
5	5 180108M2_5	Standard	5.000	4.80	620.241	1640.265	4.727	4.5	-9.3	NO	0.998	NO	bb
6	6 180108M2_6	Standard	10.000	4.80	1368.009	1537.842	11.120	10.8	7.8	NO	0.998	NO	bb
7	7 180108M2_7	Standard	50.000	4.80	6024.011	1429.944	52.660	51.4	2.8	NO	0.998	NO	bb
8	8 180108M2_8	Standard	100.000	4.80	14349.161	1658.699	108.136	105.7	5.7	NO	0.998	NO	bb
9	9 180108M2_9	Standard	250.000	4.80	30294.068	1525.414	248.245	242.7	-2.9	NO	0.998	NO	bb

Compound name: L-PFOS

Coefficient of Determination: $R^2 = 0.999512$

Calibration curve: $0.00104467 * x^2 + 0.937739 * x + 0.0262871$

Response type: Internal Std (Ref 41), Area * (IS Conc. / IS Area)

Curve type: 2nd Order, Origin: Include, Weighting: 1/x, Axis trans: None

#	Name	Type	Std. Conc	RT	Area	IS Area	Response	Conc.	%Dev	Conc. Flag	CoD	CoD Flag	x=excluded
1	1 180108M2_1	Standard	0.250	4.84	38.985	1908.927	0.255	0.2	-2.3	NO	1.000	NO	MM
2	2 180108M2_2	Standard	0.500	4.84	54.094	1634.129	0.414	0.4	-17.4	NO	1.000	NO	MM
3	3 180108M2_3	Standard	1.000	4.84	141.295	1764.111	1.001	1.0	3.8	NO	1.000	NO	MM
4	4 180108M2_4	Standard	2.000	4.84	309.452	1611.551	2.400	2.5	26.2	NO	1.000	NO	MM
5	5 180108M2_5	Standard	5.000	4.84	662.993	1605.801	5.161	5.4	8.9	NO	1.000	NO	MM
6	6 180108M2_6	Standard	10.000	4.84	1252.061	1798.805	8.701	9.2	-8.4	NO	1.000	NO	MM
7	7 180108M2_7	Standard	50.000	4.83	6975.202	1738.847	50.142	50.6	1.2	NO	1.000	NO	MM
8	8 180108M2_8	Standard	100.000	4.83	15172.415	1836.009	103.298	99.2	-0.8	NO	1.000	NO	MM
9	9 180108M2_9	Standard	250.000	4.83	38143.273	1589.150	300.029	250.2	0.1	NO	1.000	NO	MM

Dataset: U:\Q4.PRO\results\180108M2\180108M2-CRV-B.qld

Last Altered: Tuesday, January 09, 2018 13:40:23 Pacific Standard Time
 Printed: Tuesday, January 09, 2018 13:42:06 Pacific Standard Time

Compound name: PFDA

Coefficient of Determination: R² = 0.999649

Calibration curve: 0.00721614 * x² + 1.35715 * x + 0.231309

Response type: Internal Std (Ref 42), Area * (IS Conc. / IS Area)

Curve type: 2nd Order, Origin: Exclude, Weighting: 1/x, Axis trans: None

#	Name	Type	Std. Conc	RT	Area	IS Area	Response	Conc.	%Dev	Conc. Flag	CoD	CoD Flag	x=excluded
1	1 180108M2_1	Standard	0.250	5.12	188.925	7175.434	0.329	0.1	-71.2	NO	1.000	NO	bbX
2	2 180108M2_2	Standard	0.500	5.12	436.926	5699.016	0.958	0.5	6.8	NO	1.000	NO	bb
3	3 180108M2_3	Standard	1.000	5.13	556.917	4936.802	1.410	0.9	-13.5	NO	1.000	NO	bb
4	4 180108M2_4	Standard	2.000	5.12	1279.798	5072.973	3.153	2.1	6.5	NO	1.000	NO	bb
5	5 180108M2_5	Standard	5.000	5.12	3085.837	5300.490	7.277	5.1	1.1	NO	1.000	NO	bb
6	6 180108M2_6	Standard	10.000	5.13	7323.324	6361.719	14.389	9.9	-0.9	NO	1.000	NO	bb
7	7 180108M2_7	Standard	50.000	5.12	35969.824	5219.420	86.144	50.0	0.0	NO	1.000	NO	bb
8	8 180108M2_8	Standard	100.000	5.12	57238.797	6016.366	118.923	65.0	-35.0	NO	1.000	NO	bbX
9	9 180108M2_9	Standard	250.000	5.12	153095.938	5995.269	319.202	136.3	-45.5	NO	1.000	NO	bbX

Compound name: 8:2 FTS

Coefficient of Determination: R² = 0.992049

Calibration curve: -0.000697314 * x² + 0.330805 * x + 0.0126419

Response type: Internal Std (Ref 42), Area * (IS Conc. / IS Area)

Curve type: 2nd Order, Origin: Include, Weighting: 1/x, Axis trans: None

#	Name	Type	Std. Conc	RT	Area	IS Area	Response	Conc.	%Dev	Conc. Flag	CoD	CoD Flag	x=excluded
1	1 180108M2_1	Standard	0.250	5.10	33.473	7175.434	0.058	0.1	-44.8	NO	0.992	NO	MMX
2	2 180108M2_2	Standard	0.500	5.10	32.340	5699.016	0.071	0.2	-64.7	NO	0.992	NO	MMX
3	3 180108M2_3	Standard	1.000	5.10	162.365	4936.802	0.411	1.2	20.8	NO	0.992	NO	bb
4	4 180108M2_4	Standard	2.000	5.09	192.451	5072.973	0.474	1.4	-30.0	NO	0.992	NO	MM
5	5 180108M2_5	Standard	5.000	5.09	890.347	5300.490	2.100	6.4	27.9	NO	0.992	NO	MM
6	6 180108M2_6	Standard	10.000	5.10	1386.508	6361.719	2.724	8.3	-16.6	NO	0.992	NO	MM
7	7 180108M2_7	Standard	50.000	5.10	6327.175	5219.420	15.153	51.3	2.6	NO	0.992	NO	MM
8	8 180108M2_8	Standard	100.000	5.09	12505.232	6016.366	25.982	99.3	-0.7	NO	0.992	NO	MM
9	9 180108M2_9	Standard	250.000	5.09	27075.176	5995.269	56.451			NO	0.992	NO	bbXI

Dataset: U:\Q4.PRO\results\180108M2\180108M2-CRV-B.qld

Last Altered: Tuesday, January 09, 2018 13:40:23 Pacific Standard Time

Printed: Tuesday, January 09, 2018 13:42:06 Pacific Standard Time

Compound name: N-MeFOSAA

Coefficient of Determination: R² = 0.997862

Calibration curve: 0.00107656 * x² + 1.50945 * x + -0.114518

Response type: Internal Std (Ref 44), Area * (IS Conc. / IS Area)

Curve type: 2nd Order, Origin: Include, Weighting: 1/x, Axis trans: None

#	Name	Type	Std. Conc	RT	Area	IS Area	Response	Conc.	%Dev	Conc. Flag	CoD	CoD Flag	x=excluded
1	1 180108M2_1	Standard	0.250	5.27	31.185	2179.741	0.179	0.2	-22.3	NO	0.998	NO	MM
2	2 180108M2_2	Standard	0.500	5.29	109.857	2347.936	0.585	0.5	-7.4	NO	0.998	NO	bb
3	3 180108M2_3	Standard	1.000	5.28	241.474	2273.696	1.328	1.0	-4.5	NO	0.998	NO	bb
4	4 180108M2_4	Standard	2.000	5.28	576.328	2227.718	3.234	2.2	10.7	NO	0.998	NO	bb
5	5 180108M2_5	Standard	5.000	5.28	1263.838	2084.842	7.578	5.1	1.6	NO	0.998	NO	bb
6	6 180108M2_6	Standard	10.000	5.28	2522.748	2447.242	12.886	8.6	-14.4	NO	0.998	NO	bb
7	7 180108M2_7	Standard	50.000	5.27	16183.950	2346.581	86.210	55.0	10.1	NO	0.998	NO	bb
8	8 180108M2_8	Standard	100.000	5.28	29162.064	2369.292	153.854	95.5	-4.5	NO	0.998	NO	bb
9	9 180108M2_9	Standard	250.000	5.28	73642.641	2063.598	446.082	250.8	0.3	NO	0.998	NO	bb

Compound name: N-EtFOSAA

Coefficient of Determination: R² = 0.998238

Calibration curve: 0.000189045 * x² + 1.12021 * x + -0.0858122

Response type: Internal Std (Ref 45), Area * (IS Conc. / IS Area)

Curve type: 2nd Order, Origin: Include, Weighting: 1/x, Axis trans: None

#	Name	Type	Std. Conc	RT	Area	IS Area	Response	Conc.	%Dev	Conc. Flag	CoD	CoD Flag	x=excluded
1	1 180108M2_1	Standard	0.250	5.43	48.847	3266.731	0.187	0.2	-2.6	NO	0.998	NO	MM
2	2 180108M2_2	Standard	0.500	5.43	113.845	2947.923	0.483	0.5	1.5	NO	0.998	NO	bb
3	3 180108M2_3	Standard	1.000	5.43	177.946	3131.900	0.710	0.7	-28.9	NO	0.998	NO	bb
4	4 180108M2_4	Standard	2.000	5.44	487.925	2854.786	2.136	2.0	-0.8	NO	0.998	NO	bb
5	5 180108M2_5	Standard	5.000	5.43	1271.496	2645.263	6.008	5.4	8.7	NO	0.998	NO	bb
6	6 180108M2_6	Standard	10.000	5.44	1882.207	2439.506	9.644	8.7	-13.3	NO	0.998	NO	bb
7	7 180108M2_7	Standard	50.000	5.44	12148.078	2492.206	60.930	54.0	8.0	NO	0.998	NO	bb
8	8 180108M2_8	Standard	100.000	5.43	24897.744	2830.896	109.938	96.6	-3.4	NO	0.998	NO	bb
9	9 180108M2_9	Standard	250.000	5.43	59388.402	2538.117	292.483	250.6	0.2	NO	0.998	NO	bb

Dataset: U:\Q4.PRO\results\180108M2\180108M2-CRV-B.qld

Last Altered: Tuesday, January 09, 2018 13:40:23 Pacific Standard Time
 Printed: Tuesday, January 09, 2018 13:42:06 Pacific Standard Time

Compound name: PFUDa

Coefficient of Determination: $R^2 = 0.999299$

Calibration curve: $-0.000683877 * x^2 + 1.1487 * x + 0.0222509$

Response type: Internal Std (Ref 46), Area * (IS Conc. / IS Area)

Curve type: 2nd Order, Origin: Exclude, Weighting: 1/x, Axis trans: None

#	Name	Type	Std. Conc	RT	Area	IS Area	Response	Conc.	%Dev	Conc. Flag	CoD	CoD Flag	x=excluded
1	1 180108M2_1	Standard	0.250	5.45	220.755	9211.345	0.300	0.2	-3.4	NO	0.999	NO	bb
2	2 180108M2_2	Standard	0.500	5.45	403.211	7865.505	0.641	0.5	7.7	NO	0.999	NO	bb
3	3 180108M2_3	Standard	1.000	5.45	607.448	7297.886	1.040	0.9	-11.3	NO	0.999	NO	bb
4	4 180108M2_4	Standard	2.000	5.45	1328.595	7154.166	2.321	2.0	0.2	NO	0.999	NO	bb
5	5 180108M2_5	Standard	5.000	5.45	3783.615	7264.995	6.510	5.7	13.3	NO	0.999	NO	bb
6	6 180108M2_6	Standard	10.000	5.45	6378.832	7337.336	10.867	9.5	-5.1	NO	0.999	NO	bb
7	7 180108M2_7	Standard	50.000	5.45	32984.238	7658.917	53.833	48.2	-3.5	NO	0.999	NO	bb
8	8 180108M2_8	Standard	100.000	5.45	68234.914	7723.645	110.432	102.4	2.4	NO	0.999	NO	bb
9	9 180108M2_9	Standard	250.000	5.45	144312.078	7396.208	243.895	249.3	-0.3	NO	0.999	NO	bb

Compound name: PFDS

Coefficient of Determination: $R^2 = 0.996998$

Calibration curve: $-3.67377e-005 * x^2 + 0.286062 * x + -0.00118285$

Response type: Internal Std (Ref 46), Area * (IS Conc. / IS Area)

Curve type: 2nd Order, Origin: Exclude, Weighting: 1/x, Axis trans: None

#	Name	Type	Std. Conc	RT	Area	IS Area	Response	Conc.	%Dev	Conc. Flag	CoD	CoD Flag	x=excluded
1	1 180108M2_1	Standard	0.250	5.50	64.173	9211.345	0.087	0.3	23.4	NO	0.997	NO	bb
2	2 180108M2_2	Standard	0.500	5.50	78.678	7865.505	0.125	0.4	-11.7	NO	0.997	NO	bb
3	3 180108M2_3	Standard	1.000	5.50	156.934	7297.886	0.269	0.9	-5.6	NO	0.997	NO	bb
4	4 180108M2_4	Standard	2.000	5.50	241.430	7154.166	0.422	1.5	-26.0	NO	0.997	NO	bb
5	5 180108M2_5	Standard	5.000	5.50	1048.851	7264.995	1.805	6.3	26.4	NO	0.997	NO	bb
6	6 180108M2_6	Standard	10.000	5.50	1641.972	7337.336	2.797	9.8	-2.0	NO	0.997	NO	bb
7	7 180108M2_7	Standard	50.000	5.49	7923.842	7658.917	12.932	45.5	-9.0	NO	0.997	NO	bb
8	8 180108M2_8	Standard	100.000	5.50	18347.066	7723.645	29.693	105.2	5.2	NO	0.997	NO	bb
9	9 180108M2_9	Standard	250.000	5.49	40760.691	7396.208	68.888	248.8	-0.5	NO	0.997	NO	bb

Dataset: U:\Q4.PRO\results\180108M2\180108M2-CRV-B.qld

Last Altered: Tuesday, January 09, 2018 13:40:23 Pacific Standard Time
 Printed: Tuesday, January 09, 2018 13:42:06 Pacific Standard Time

Compound name: PFDoA

Coefficient of Determination: R² = 0.999167

Calibration curve: $-0.000912755 * x^2 + 2.22756 * x + -0.0196312$

Response type: Internal Std (Ref 47), Area * (IS Conc. / IS Area)

Curve type: 2nd Order, Origin: Exclude, Weighting: 1/x, Axis trans: None

#	Name	Type	Std. Conc	RT	Area	IS Area	Response	Conc.	%Dev	Conc. Flag	CoD	CoD Flag	x=excluded
1	1 180108M2_1	Standard	0.250	5.74	326.506	5809.440	0.703	0.3	29.7	NO	0.999	NO	bb
2	2 180108M2_2	Standard	0.500	5.74	513.021	5204.864	1.232	0.6	12.4	NO	0.999	NO	bb
3	3 180108M2_3	Standard	1.000	5.74	802.971	5167.435	1.942	0.9	-11.9	NO	0.999	NO	bb
4	4 180108M2_4	Standard	2.000	5.74	1414.210	4729.102	3.738	1.7	-15.6	NO	0.999	NO	bb
5	5 180108M2_5	Standard	5.000	5.74	3735.023	4493.960	10.389	4.7	-6.4	NO	0.999	NO	bb
6	6 180108M2_6	Standard	10.000	5.74	8517.583	5436.003	19.586	8.8	-11.7	NO	0.999	NO	bb
7	7 180108M2_7	Standard	50.000	5.73	41659.551	4671.866	111.464	51.1	2.2	NO	0.999	NO	bb
8	8 180108M2_8	Standard	100.000	5.73	74734.195	4309.212	216.786	101.6	1.6	NO	0.999	NO	bb
9	9 180108M2_9	Standard	250.000	5.73	170993.359	4290.298	498.198	249.1	-0.4	NO	0.999	NO	bb

Compound name: N-MeFOSA

Coefficient of Determination: R² = 0.999911

Calibration curve: $-0.000141495 * x^2 + 1.04902 * x + -0.0884394$

Response type: Internal Std (Ref 48), Area * (IS Conc. / IS Area)

Curve type: 2nd Order, Origin: Include, Weighting: 1/x, Axis trans: None

#	Name	Type	Std. Conc	RT	Area	IS Area	Response	Conc.	%Dev	Conc. Flag	CoD	CoD Flag	x=excluded
1	1 180108M2_1	Standard	1.250	5.74	74.091	10736.360	1.035	1.1	-14.3	NO	1.000	NO	bb
2	2 180108M2_2	Standard	2.500	5.73	190.176	10176.388	2.803	2.8	10.3	NO	1.000	NO	bb
3	3 180108M2_3	Standard	5.000	5.74	314.716	9669.870	4.882	4.7	-5.2	NO	1.000	NO	bb
4	4 180108M2_4	Standard	10.000	5.73	667.265	9594.506	10.432	10.0	0.4	NO	1.000	NO	bb
5	5 180108M2_5	Standard	25.000	5.73	1709.544	9843.879	26.050	25.0	0.0	NO	1.000	NO	bb
6	6 180108M2_6	Standard	50.000	5.74	3431.629	9629.046	53.457	51.4	2.8	NO	1.000	NO	bb
7	7 180108M2_7	Standard	250.000	5.74	16382.230	9808.305	250.536	247.2	-1.1	NO	1.000	NO	bb
8	8 180108M2_8	Standard	500.000	5.73	32998.266	10087.503	490.680	501.8	0.4	NO	1.000	NO	bb
9	9 180108M2_9	Standard	1250.000	5.74	72715.477	10007.245	1089.942	1249.8	-0.0	NO	1.000	NO	bb

Vista Analytical Laboratory

Dataset: U:\Q4.PRO\results\180108M2\180108M2-CRV-B.qld

Last Altered: Tuesday, January 09, 2018 13:40:23 Pacific Standard Time

Printed: Tuesday, January 09, 2018 13:42:06 Pacific Standard Time

Compound name: PFTrDA

Coefficient of Determination: R² = 0.997425

Calibration curve: 0.000610148 * x² + 2.40132 * x + -0.112201

Response type: Internal Std (Ref 47), Area * (IS Conc. / IS Area)

Curve type: 2nd Order, Origin: Include, Weighting: 1/x, Axis trans: None

#	Name	Type	Std. Conc	RT	Area	IS Area	Response	Conc.	%Dev	Conc. Flag	CoD	CoD Flag	x=excluded
1	1 180108M2_1	Standard	0.250	5.99	293.291	5809.440	0.631	0.3	23.8	NO	0.997	NO	bb
2	2 180108M2_2	Standard	0.500	5.98	457.975	5204.864	1.100	0.5	0.9	NO	0.997	NO	bb
3	3 180108M2_3	Standard	1.000	5.98	867.000	5167.435	2.097	0.9	-8.0	NO	0.997	NO	bb
4	4 180108M2_4	Standard	2.000	5.98	1503.044	4729.102	3.973	1.7	-15.0	NO	0.997	NO	bb
5	5 180108M2_5	Standard	5.000	5.98	4254.161	4493.960	11.833	5.0	-0.6	NO	0.997	NO	bb
6	6 180108M2_6	Standard	10.000	5.99	8197.640	5436.003	18.850	7.9	-21.2	NO	0.997	NO	bb
7	7 180108M2_7	Standard	50.000	5.98	43296.430	4671.866	115.844	47.7	-4.6	NO	0.997	NO	bb
8	8 180108M2_8	Standard	100.000	5.98	90732.164	4309.212	263.192	106.8	6.8	NO	0.997	NO	bb
9	9 180108M2_9	Standard	250.000	5.98	217213.594	4290.298	632.863	248.0	-0.8	NO	0.997	NO	bb

Compound name: PFTeDA

Coefficient of Determination: R² = 0.997464

Calibration curve: -0.00383331 * x² + 2.57801 * x + 0.0413106

Response type: Internal Std (Ref 49), Area * (IS Conc. / IS Area)

Curve type: 2nd Order, Origin: Exclude, Weighting: 1/x, Axis trans: None

#	Name	Type	Std. Conc	RT	Area	IS Area	Response	Conc.	%Dev	Conc. Flag	CoD	CoD Flag	x=excluded
1	1 180108M2_1	Standard	0.250	6.20	135.700	2658.979	0.638	0.2	-7.4	NO	0.997	NO	bb
2	2 180108M2_2	Standard	0.500	6.20	199.242	2105.685	1.183	0.4	-11.4	NO	0.997	NO	bb
3	3 180108M2_3	Standard	1.000	6.20	407.303	2200.929	2.313	0.9	-11.8	NO	0.997	NO	bb
4	4 180108M2_4	Standard	2.000	6.20	968.861	2072.868	5.843	2.3	12.9	NO	0.997	NO	bb
5	5 180108M2_5	Standard	5.000	6.20	2271.701	1983.289	14.318	5.6	11.7	NO	0.997	NO	bb
6	6 180108M2_6	Standard	10.000	6.20	4504.264	2088.984	26.952	10.6	6.1	NO	0.997	NO	bb
7	7 180108M2_7	Standard	50.000	6.19	25614.570	2546.078	125.755	52.9	5.9	NO	0.997	NO	bb
8	8 180108M2_8	Standard	100.000	6.20	39628.258	2406.148	205.870	92.6	-7.4	NO	0.997	NO	bb
9	9 180108M2_9	Standard	250.000	6.19	105910.969	3236.529	409.045	256.4	2.6	NO	0.997	NO	bb

Dataset: U:\Q4.PRO\results\180108M2\180108M2-CRV-B.qld

Last Altered: Tuesday, January 09, 2018 13:40:23 Pacific Standard Time
 Printed: Tuesday, January 09, 2018 13:42:06 Pacific Standard Time

Compound name: N-EtFOSA

Coefficient of Determination: $R^2 = 0.999796$

Calibration curve: $-6.59411e-005 * x^2 + 0.931369 * x + -0.00776819$

Response type: Internal Std (Ref 50), Area * (IS Conc. / IS Area)

Curve type: 2nd Order, Origin: Exclude, Weighting: 1/x, Axis trans: None

#	Name	Type	Std. Conc	RT	Area	IS Area	Response	Conc.	%Dev	Conc. Flag	CoD	CoD Flag	x=excluded
1	1 180108M2_1	Standard	1.250	6.14	100.909	14729.266	1.028	1.1	-11.1	NO	1.000	NO	bb
2	2 180108M2_2	Standard	2.500	6.14	273.470	14733.124	2.784	3.0	19.9	NO	1.000	NO	bb
3	3 180108M2_3	Standard	5.000	6.14	385.791	14362.178	4.029	4.3	-13.3	NO	1.000	NO	bb
4	4 180108M2_4	Standard	10.000	6.14	829.201	13792.104	9.018	9.7	-3.0	NO	1.000	NO	bb
5	5 180108M2_5	Standard	25.000	6.14	2301.489	13801.328	25.014	26.9	7.7	NO	1.000	NO	bb
6	6 180108M2_6	Standard	50.000	6.14	4326.133	13949.432	46.519	50.1	0.3	NO	1.000	NO	bb
7	7 180108M2_7	Standard	250.000	6.14	20342.150	13371.583	228.195	249.4	-0.2	NO	1.000	NO	bb
8	8 180108M2_8	Standard	500.000	6.14	41444.328	13885.338	447.713	498.3	-0.3	NO	1.000	NO	bb
9	9 180108M2_9	Standard	1250.000	6.14	95642.547	13511.020	1061.828	1250.9	0.1	NO	1.000	NO	bb

Compound name: PFHxDA

Coefficient of Determination: $R^2 = 0.998105$

Calibration curve: $-0.000711813 * x^2 + 0.785431 * x + 0.0721835$

Response type: Internal Std (Ref 51), Area * (IS Conc. / IS Area)

Curve type: 2nd Order, Origin: Exclude, Weighting: 1/x, Axis trans: None

#	Name	Type	Std. Conc	RT	Area	IS Area	Response	Conc.	%Dev	Conc. Flag	CoD	CoD Flag	x=excluded
1	1 180108M2_1	Standard	0.250	6.52	76.406	1507.392	0.253	0.2	-7.7	NO	0.998	NO	bb
2	2 180108M2_2	Standard	0.500	6.52	129.194	1466.993	0.440	0.5	-6.2	NO	0.998	NO	bb
3	3 180108M2_3	Standard	1.000	6.52	262.892	1450.641	0.906	1.1	6.3	NO	0.998	NO	bb
4	4 180108M2_4	Standard	2.000	6.51	460.339	1443.935	1.594	1.9	-2.9	NO	0.998	NO	bb
5	5 180108M2_5	Standard	5.000	6.51	1268.009	1407.920	4.503	5.7	13.4	NO	0.998	NO	bb
6	6 180108M2_6	Standard	10.000	6.52	2262.868	1420.926	7.963	10.1	1.4	NO	0.998	NO	bb
7	7 180108M2_7	Standard	50.000	6.51	11734.237	1697.693	34.559	45.8	-8.4	NO	0.998	NO	bb
8	8 180108M2_8	Standard	100.000	6.52	23396.363	1569.380	74.540	104.8	4.8	NO	0.998	NO	bb
9	9 180108M2_9	Standard	250.000	6.51	53821.215	1778.498	151.311	248.5	-0.6	NO	0.998	NO	bb

Dataset: U:\Q4.PRO\results\180108M2\180108M2-CRV-B.qld

Last Altered: Tuesday, January 09, 2018 13:40:23 Pacific Standard Time
 Printed: Tuesday, January 09, 2018 13:42:06 Pacific Standard Time

Compound name: PFODA

Coefficient of Determination: $R^2 = 0.999722$

Calibration curve: $-0.000640041 * x^2 + 0.818714 * x + 0.044611$

Response type: Internal Std (Ref 51), Area * (IS Conc. / IS Area)

Curve type: 2nd Order, Origin: Include, Weighting: 1/x, Axis trans: None

#	Name	Type	Std. Conc	RT	Area	IS Area	Response	Conc.	%Dev	Conc. Flag	CoD	CoD Flag	x=excluded
1	1 180108M2_1	Standard	0.250	6.74	82.211	1507.392	0.273	0.3	11.5	NO	1.000	NO	bb
2	2 180108M2_2	Standard	0.500	6.74	133.225	1466.993	0.454	0.5	0.1	NO	1.000	NO	bb
3	3 180108M2_3	Standard	1.000	6.75	261.922	1450.641	0.903	1.0	4.9	NO	1.000	NO	bb
4	4 180108M2_4	Standard	2.000	6.74	492.707	1443.935	1.706	2.0	1.6	NO	1.000	NO	bb
5	5 180108M2_5	Standard	5.000	6.75	1172.789	1407.920	4.165	5.1	1.1	NO	1.000	NO	bb
6	6 180108M2_6	Standard	10.000	6.75	2429.749	1420.926	8.550	10.5	4.7	NO	1.000	NO	bb
7	7 180108M2_7	Standard	50.000	6.74	12989.005	1697.693	38.255	48.5	-3.0	NO	1.000	NO	bd
8	8 180108M2_8	Standard	100.000	6.74	23912.545	1569.380	76.185	101.0	1.0	NO	1.000	NO	bb
9	9 180108M2_9	Standard	250.000	6.74	58570.027	1778.498	164.661	249.9	-0.0	NO	1.000	NO	bb

Compound name: N-MeFOSE

Correlation coefficient: $r = 0.999838$, $r^2 = 0.999676$

Calibration curve: $1.0102 * x + -0.528035$

Response type: Internal Std (Ref 52), Area * (IS Conc. / IS Area)

Curve type: Linear, Origin: Exclude, Weighting: 1/x, Axis trans: None

#	Name	Type	Std. Conc	RT	Area	IS Area	Response	Conc.	%Dev	Conc. Flag	CoD	CoD Flag	x=excluded
1	1 180108M2_1	Standard	1.250	6.32	128.432	12179.248	1.582	2.1	67.1	NO	1.000	NO	bbX
2	2 180108M2_2	Standard	2.500	6.33	156.340	14910.501	1.573	2.1	-16.8	NO	1.000	NO	bb
3	3 180108M2_3	Standard	5.000	6.32	392.112	12366.465	4.756	5.2	4.6	NO	1.000	NO	bb
4	4 180108M2_4	Standard	10.000	6.32	738.470	11619.512	9.533	10.0	-0.4	NO	1.000	NO	bb
5	5 180108M2_5	Standard	25.000	6.32	2282.889	12417.822	27.576	27.8	11.3	NO	1.000	NO	bb
6	6 180108M2_6	Standard	50.000	6.33	4096.571	12376.121	49.651	49.7	-0.7	NO	1.000	NO	bb
7	7 180108M2_7	Standard	250.000	6.32	19974.506	11645.093	257.291	255.2	2.1	NO	1.000	NO	bb
8	8 180108M2_8	Standard	500.000	6.32	44676.801	13174.395	508.678	504.1	0.8	NO	1.000	NO	bd
9	9 180108M2_9	Standard	1250.000	6.32	109602.195	13146.421	1250.556	1238.5	-0.9	NO	1.000	NO	bb

Dataset: U:\Q4.PRO\results\180108M2\180108M2-CRV-B.qld

Last Altered: Tuesday, January 09, 2018 13:40:23 Pacific Standard Time
 Printed: Tuesday, January 09, 2018 13:42:06 Pacific Standard Time

Compound name: N-EtFOSE

Correlation coefficient: $r = 0.998887$, $r^2 = 0.997775$

Calibration curve: $1.20231 * x + -0.0116801$

Response type: Internal Std (Ref 53), Area * (IS Conc. / IS Area)

Curve type: Linear, Origin: Exclude, Weighting: 1/x, Axis trans: None

#	Name	Type	Std. Conc	RT	Area	IS Area	Response	Conc.	%Dev	Conc. Flag	CoD	CoD Flag	x=excluded
1	1 180108M2_1	Standard	1.250	6.47	149.979	11897.201	1.891	1.6	26.6	NO	0.998	NO	bb
2	2 180108M2_2	Standard	2.500	6.47	256.593	13493.461	2.852	2.4	-4.7	NO	0.998	NO	bb
3	3 180108M2_3	Standard	5.000	6.47	383.638	11273.771	5.104	4.3	-14.9	NO	0.998	NO	bb
4	4 180108M2_4	Standard	10.000	6.47	809.235	11505.149	10.551	8.8	-12.2	NO	0.998	NO	bb
5	5 180108M2_5	Standard	25.000	6.47	2448.322	11861.866	30.960	25.8	3.0	NO	0.998	NO	bb
6	6 180108M2_6	Standard	50.000	6.47	4819.350	11866.781	60.918	50.7	1.4	NO	0.998	NO	bb
7	7 180108M2_7	Standard	250.000	6.47	24506.195	11483.792	320.097	266.2	6.5	NO	0.998	NO	bd
8	8 180108M2_8	Standard	500.000	6.47	46207.840	12454.501	556.520	462.9	-7.4	NO	0.998	NO	bb
9	9 180108M2_9	Standard	1250.000	6.47	123741.906	12144.680	1528.347	1271.2	1.7	NO	0.998	NO	bb

Compound name: 13C3-PFBA

Response Factor: 0.872868

RRF SD: 0.0252546, Relative SD: 2.89329

Response type: Internal Std (Ref 54), Area * (IS Conc. / IS Area)

Curve type: RF

#	Name	Type	Std. Conc	RT	Area	IS Area	Response	Conc.	%Dev	Conc. Flag	CoD	CoD Flag	x=excluded
1	1 180108M2_1	Standard	12.500	1.40	5421.656	6220.474	10.895	12.5	-0.1	NO		NO	bb
2	2 180108M2_2	Standard	12.500	1.40	5148.906	6140.374	10.482	12.0	-3.9	NO		NO	bb
3	3 180108M2_3	Standard	12.500	1.39	4932.306	5611.970	10.986	12.6	0.7	NO		NO	bb
4	4 180108M2_4	Standard	12.500	1.38	4914.914	5582.391	11.005	12.6	0.9	NO		NO	bb
5	5 180108M2_5	Standard	12.500	1.39	4985.861	5442.956	11.450	13.1	4.9	NO		NO	bb
6	6 180108M2_6	Standard	12.500	1.40	4878.047	5572.749	10.942	12.5	0.3	NO		NO	bb
7	7 180108M2_7	Standard	12.500	1.39	4988.706	5669.652	10.999	12.6	0.8	NO		NO	bb
8	8 180108M2_8	Standard	12.500	1.39	5035.588	5693.722	11.055	12.7	1.3	NO		NO	bb
9	9 180108M2_9	Standard	12.500	1.37	4836.269	5821.862	10.384	11.9	-4.8	NO		NO	bb

Dataset: U:\Q4.PRO\results\180108M2\180108M2-CRV-B.qld

Last Altered: Tuesday, January 09, 2018 13:40:23 Pacific Standard Time
 Printed: Tuesday, January 09, 2018 13:42:06 Pacific Standard Time

Compound name: 13C3-PFPeA

Response Factor: 0.866667

RRF SD: 0.0592006, Relative SD: 6.83083

Response type: Internal Std (Ref 55), Area * (IS Conc. / IS Area)

Curve type: RF

#	Name	Type	Std. Conc	RT	Area	IS Area	Response	Conc.	%Dev	Conc. Flag	CoD	CoD Flag	x=excluded
1	1 180108M2_1	Standard	12.500	2.38	6375.317	7348.469	10.845	12.5	0.1	NO		NO	bb
2	2 180108M2_2	Standard	12.500	2.38	6104.348	7079.163	10.779	12.4	-0.5	NO		NO	bb
3	3 180108M2_3	Standard	12.500	2.37	6019.830	6096.192	12.343	14.2	13.9	NO		NO	bb
4	4 180108M2_4	Standard	12.500	2.37	5682.090	6835.402	10.391	12.0	-4.1	NO		NO	bb
5	5 180108M2_5	Standard	12.500	2.38	5783.457	6853.771	10.548	12.2	-2.6	NO		NO	bb
6	6 180108M2_6	Standard	12.500	2.38	5870.812	7027.212	10.443	12.0	-3.6	NO		NO	bb
7	7 180108M2_7	Standard	12.500	2.38	6069.888	7037.016	10.782	12.4	-0.5	NO		NO	bb
8	8 180108M2_8	Standard	12.500	2.37	6035.441	6512.142	11.585	13.4	6.9	NO		NO	bb
9	9 180108M2_9	Standard	12.500	2.37	5678.038	7253.947	9.784	11.3	-9.7	NO		NO	bb

Compound name: 13C3-PFBS

Response Factor: 0.116284

RRF SD: 0.00907118, Relative SD: 7.80091

Response type: Internal Std (Ref 55), Area * (IS Conc. / IS Area)

Curve type: RF

#	Name	Type	Std. Conc	RT	Area	IS Area	Response	Conc.	%Dev	Conc. Flag	CoD	CoD Flag	x=excluded
1	1 180108M2_1	Standard	12.500	2.66	901.633	7348.469	1.534	13.2	5.5	NO		NO	bb
2	2 180108M2_2	Standard	12.500	2.66	780.723	7079.163	1.379	11.9	-5.2	NO		NO	bb
3	3 180108M2_3	Standard	12.500	2.66	793.617	6096.192	1.627	14.0	12.0	NO		NO	bb
4	4 180108M2_4	Standard	12.500	2.66	719.272	6835.402	1.315	11.3	-9.5	NO		NO	bb
5	5 180108M2_5	Standard	12.500	2.66	802.128	6853.771	1.463	12.6	0.6	NO		NO	bb
6	6 180108M2_6	Standard	12.500	2.66	734.016	7027.212	1.306	11.2	-10.2	NO		NO	bb
7	7 180108M2_7	Standard	12.500	2.66	798.379	7037.016	1.418	12.2	-2.4	NO		NO	bb
8	8 180108M2_8	Standard	12.500	2.66	827.757	6512.142	1.589	13.7	9.3	NO		NO	bb
9	9 180108M2_9	Standard	12.500	2.66	842.256	7253.947	1.451	12.5	-0.1	NO		NO	bb

Dataset: U:\Q4.PRO\results\180108M2\180108M2-CRV-B.qld

Last Altered: Tuesday, January 09, 2018 13:40:23 Pacific Standard Time
 Printed: Tuesday, January 09, 2018 13:42:06 Pacific Standard Time

Compound name: 13C2-PFHxA

Response Factor: 0.655154

RRF SD: 0.0464832, Relative SD: 7.095

Response type: Internal Std (Ref 55), Area * (IS Conc. / IS Area)

Curve type: RF

#	Name	Type	Std. Conc	RT	Area	IS Area	Response	Conc.	%Dev	Conc. Flag	CoD	CoD Flag	x=excluded
1	1 180108M2_1	Standard	5.000	3.16	2042.621	7348.469	3.475	5.3	6.1	NO		NO	bb
2	2 180108M2_2	Standard	5.000	3.15	1997.844	7079.163	3.528	5.4	7.7	NO		NO	bb
3	3 180108M2_3	Standard	5.000	3.15	1504.849	6096.192	3.086	4.7	-5.8	NO		NO	bb
4	4 180108M2_4	Standard	5.000	3.15	1784.322	6835.402	3.263	5.0	-0.4	NO		NO	bb
5	5 180108M2_5	Standard	5.000	3.15	1566.294	6853.771	2.857	4.4	-12.8	NO		NO	bb
6	6 180108M2_6	Standard	5.000	3.16	1928.407	7027.212	3.430	5.2	4.7	NO		NO	bb
7	7 180108M2_7	Standard	5.000	3.15	1816.175	7037.016	3.226	4.9	-1.5	NO		NO	bb
8	8 180108M2_8	Standard	5.000	3.15	1833.573	6512.142	3.520	5.4	7.4	NO		NO	bb
9	9 180108M2_9	Standard	5.000	3.15	1798.127	7253.947	3.099	4.7	-5.4	NO		NO	bb

Compound name: 13C4-PFHpA

Response Factor: 0.72221

RRF SD: 0.0479578, Relative SD: 6.64042

Response type: Internal Std (Ref 55), Area * (IS Conc. / IS Area)

Curve type: RF

#	Name	Type	Std. Conc	RT	Area	IS Area	Response	Conc.	%Dev	Conc. Flag	CoD	CoD Flag	x=excluded
1	1 180108M2_1	Standard	12.500	3.79	5414.999	7348.469	9.211	12.8	2.0	NO		NO	bb
2	2 180108M2_2	Standard	12.500	3.78	5009.782	7079.163	8.846	12.2	-2.0	NO		NO	bb
3	3 180108M2_3	Standard	12.500	3.78	4940.721	6096.192	10.131	14.0	12.2	NO		NO	bb
4	4 180108M2_4	Standard	12.500	3.78	4921.333	6835.402	9.000	12.5	-0.3	NO		NO	bb
5	5 180108M2_5	Standard	12.500	3.78	4584.273	6853.771	8.361	11.6	-7.4	NO		NO	bb
6	6 180108M2_6	Standard	12.500	3.78	5113.555	7027.212	9.096	12.6	0.8	NO		NO	bb
7	7 180108M2_7	Standard	12.500	3.78	4882.781	7037.016	8.673	12.0	-3.9	NO		NO	bb
8	8 180108M2_8	Standard	12.500	3.78	5040.603	6512.142	9.675	13.4	7.2	NO		NO	bb
9	9 180108M2_9	Standard	12.500	3.78	4790.760	7253.947	8.255	11.4	-8.6	NO		NO	bb

Dataset: U:\Q4.PRO\results\180108M2\180108M2-CRV-B.qld

Last Altered: Tuesday, January 09, 2018 13:40:23 Pacific Standard Time
 Printed: Tuesday, January 09, 2018 13:42:06 Pacific Standard Time

Compound name: 18O2-PFHxS

Response Factor: 0.348337

RRF SD: 0.0333843, Relative SD: 9.5839

Response type: Internal Std (Ref 56), Area * (IS Conc. / IS Area)

Curve type: RF

#	Name	Type	Std. Conc	RT	Area	IS Area	Response	Conc.	%Dev	Conc. Flag	CoD	CoD Flag	x=excluded
1	1 180108M2_1	Standard	12.500	3.94	696.989	2051.925	4.246	12.2	-2.5	NO		NO	bb
2	2 180108M2_2	Standard	12.500	3.94	653.624	1806.012	4.524	13.0	3.9	NO		NO	bb
3	3 180108M2_3	Standard	12.500	3.93	645.994	1618.090	4.990	14.3	14.6	NO		NO	bb
4	4 180108M2_4	Standard	12.500	3.93	565.362	1646.690	4.292	12.3	-1.4	NO		NO	bb
5	5 180108M2_5	Standard	12.500	3.94	594.729	1861.500	3.994	11.5	-8.3	NO		NO	bb
6	6 180108M2_6	Standard	12.500	3.94	567.584	1908.069	3.718	10.7	-14.6	NO		NO	bb
7	7 180108M2_7	Standard	12.500	3.94	661.442	1664.178	4.968	14.3	14.1	NO		NO	bb
8	8 180108M2_8	Standard	12.500	3.94	596.469	1756.126	4.246	12.2	-2.5	NO		NO	bb
9	9 180108M2_9	Standard	12.500	3.94	632.321	1877.353	4.210	12.1	-3.3	NO		NO	bb

Compound name: 13C2-6:2 FTS

Response Factor: 0.221652

RRF SD: 0.0296583, Relative SD: 13.3806

Response type: Internal Std (Ref 57), Area * (IS Conc. / IS Area)

Curve type: RF

Not used

#	Name	Type	Std. Conc	RT	Area	IS Area	Response	Conc.	%Dev	Conc. Flag	CoD	CoD Flag	x=excluded
1	1 180108M2_1	Standard	12.500	4.26	1588.350	7487.993	2.651	12.0	-4.3	NO		NO	bb
2	2 180108M2_2	Standard	12.500	4.26	1436.439	7840.313	2.290	10.3	-17.3	NO		NO	bb
3	3 180108M2_3	Standard	12.500	4.25	1299.489	6180.695	2.628	11.9	-5.1	NO		NO	bb
4	4 180108M2_4	Standard	12.500	4.25	1346.764	6605.523	2.549	11.5	-8.0	NO		NO	bb
5	5 180108M2_5	Standard	12.500	4.25	1310.203	6537.998	2.505	11.3	-9.6	NO		NO	bb
6	6 180108M2_6	Standard	12.500	4.25	1619.194	6575.203	3.078	13.9	11.1	NO		NO	bb
7	7 180108M2_7	Standard	12.500	4.25	1778.281	7256.473	3.063	13.8	10.6	NO		NO	bb
8	8 180108M2_8	Standard	12.500	4.25	1812.892	6664.305	3.400	15.3	22.7	NO		NO	bb
9	9 180108M2_9	Standard	12.500	4.26	2733.135	7094.738	4.815	21.7	73.8	NO		NO	bbX

Dataset: U:\Q4.PRO\results\180108M2\180108M2-CRV-B.qld

Last Altered: Tuesday, January 09, 2018 13:40:23 Pacific Standard Time

Printed: Tuesday, January 09, 2018 13:42:06 Pacific Standard Time

Compound name: 13C2-PFOA

Response Factor: 1.02282

RRF SD: 0.041101, Relative SD: 4.01841

Response type: Internal Std (Ref 57), Area * (IS Conc. / IS Area)

Curve type: RF

#	Name	Type	Std. Conc	RT	Area	IS Area	Response	Conc.	%Dev	Conc. Flag	CoD	CoD Flag	x=excluded
1	1 180108M2_1	Standard	12.500	4.31	7680.001	7487.993	12.821	12.5	0.3	NO		NO	bb
2	2 180108M2_2	Standard	12.500	4.30	7463.181	7840.313	11.899	11.6	-6.9	NO		NO	bb
3	3 180108M2_3	Standard	12.500	4.31	6769.833	6180.695	13.691	13.4	7.1	NO		NO	bb
4	4 180108M2_4	Standard	12.500	4.31	6848.200	6605.523	12.959	12.7	1.4	NO		NO	bb
5	5 180108M2_5	Standard	12.500	4.30	6918.426	6537.998	13.227	12.9	3.5	NO		NO	bb
6	6 180108M2_6	Standard	12.500	4.31	6690.408	6575.203	12.719	12.4	-0.5	NO		NO	bd
7	7 180108M2_7	Standard	12.500	4.31	7359.498	7256.473	12.677	12.4	-0.8	NO		NO	bb
8	8 180108M2_8	Standard	12.500	4.30	6823.860	6664.305	12.799	12.5	0.1	NO		NO	bb
9	9 180108M2_9	Standard	12.500	4.31	6966.522	7094.738	12.274	12.0	-4.0	NO		NO	bb

Compound name: 13C5-PFNA

Response Factor: 0.915501

RRF SD: 0.026045, Relative SD: 2.84489

Response type: Internal Std (Ref 58), Area * (IS Conc. / IS Area)

Curve type: RF

#	Name	Type	Std. Conc	RT	Area	IS Area	Response	Conc.	%Dev	Conc. Flag	CoD	CoD Flag	x=excluded
1	1 180108M2_1	Standard	12.500	4.75	7374.425	7921.439	11.637	12.7	1.7	NO		NO	bb
2	2 180108M2_2	Standard	12.500	4.75	6571.582	6997.254	11.740	12.8	2.6	NO		NO	bb
3	3 180108M2_3	Standard	12.500	4.75	6323.052	7139.774	11.070	12.1	-3.3	NO		NO	bb
4	4 180108M2_4	Standard	12.500	4.74	6955.373	7585.688	11.461	12.5	0.2	NO		NO	bb
5	5 180108M2_5	Standard	12.500	4.74	6693.576	7506.042	11.147	12.2	-2.6	NO		NO	bb
6	6 180108M2_6	Standard	12.500	4.75	6317.911	6670.880	11.839	12.9	3.5	NO		NO	bb
7	7 180108M2_7	Standard	12.500	4.75	6580.284	7073.824	11.628	12.7	1.6	NO		NO	bb
8	8 180108M2_8	Standard	12.500	4.74	6517.125	7042.556	11.567	12.6	1.1	NO		NO	bb
9	9 180108M2_9	Standard	12.500	4.75	6258.695	7173.994	10.905	11.9	-4.7	NO		NO	bb

Dataset: U:\Q4.PRO\results\180108M2\180108M2-CRV-B.qld

Last Altered: Tuesday, January 09, 2018 13:40:23 Pacific Standard Time
 Printed: Tuesday, January 09, 2018 13:42:06 Pacific Standard Time

Compound name: 13C8-PFOSA

Response Factor: 0.210503

RRF SD: 0.0134702, Relative SD: 6.39903

Response type: Internal Std (Ref 61), Area * (IS Conc. / IS Area)

Curve type: RF

#	Name	Type	Std. Conc	RT	Area	IS Area	Response	Conc.	%Dev	Conc. Flag	CoD	CoD Flag	x=excluded
1	1 180108M2_1	Standard	12.500	4.80	1673.129	8285.728	2.524	12.0	-4.1	NO		NO	bb
2	2 180108M2_2	Standard	12.500	4.80	1705.965	7960.388	2.679	12.7	1.8	NO		NO	bb
3	3 180108M2_3	Standard	12.500	4.80	1588.310	7324.367	2.711	12.9	3.0	NO		NO	bb
4	4 180108M2_4	Standard	12.500	4.80	1551.102	7754.067	2.500	11.9	-5.0	NO		NO	bb
5	5 180108M2_5	Standard	12.500	4.80	1640.265	6944.944	2.952	14.0	12.2	NO		NO	bb
6	6 180108M2_6	Standard	12.500	4.80	1537.842	7668.104	2.507	11.9	-4.7	NO		NO	bb
7	7 180108M2_7	Standard	12.500	4.80	1429.944	7481.044	2.389	11.4	-9.2	NO		NO	bb
8	8 180108M2_8	Standard	12.500	4.80	1658.699	7616.430	2.722	12.9	3.5	NO		NO	bb
9	9 180108M2_9	Standard	12.500	4.80	1525.414	7070.288	2.697	12.8	2.5	NO		NO	bb

Compound name: 13C8-PFOS

Response Factor: 1.03511

RRF SD: 0.0915134, Relative SD: 8.84096

Response type: Internal Std (Ref 59), Area * (IS Conc. / IS Area)

Curve type: RF

#	Name	Type	Std. Conc	RT	Area	IS Area	Response	Conc.	%Dev	Conc. Flag	CoD	CoD Flag	x=excluded
1	1 180108M2_1	Standard	12.500	4.84	1908.927	1717.241	13.895	13.4	7.4	NO		NO	bb
2	2 180108M2_2	Standard	12.500	4.83	1634.129	1604.129	12.734	12.3	-1.6	NO		NO	bb
3	3 180108M2_3	Standard	12.500	4.83	1764.111	1536.795	14.349	13.9	10.9	NO		NO	bb
4	4 180108M2_4	Standard	12.500	4.83	1611.551	1537.464	13.102	12.7	1.3	NO		NO	bb
5	5 180108M2_5	Standard	12.500	4.84	1605.801	1501.549	13.368	12.9	3.3	NO		NO	bb
6	6 180108M2_6	Standard	12.500	4.84	1798.805	1706.105	13.179	12.7	1.9	NO		NO	bb
7	7 180108M2_7	Standard	12.500	4.83	1738.847	1848.306	11.760	11.4	-9.1	NO		NO	bb
8	8 180108M2_8	Standard	12.500	4.83	1836.009	1702.137	13.483	13.0	4.2	NO		NO	bb
9	9 180108M2_9	Standard	12.500	4.83	1589.150	1877.686	10.579	10.2	-18.2	NO		NO	bb

Vista Analytical Laboratory

Dataset: U:\Q4.PRO\results\180108M2\180108M2-CRV-B.qld

Last Altered: Tuesday, January 09, 2018 13:40:23 Pacific Standard Time

Printed: Tuesday, January 09, 2018 13:42:06 Pacific Standard Time

Compound name: 13C2-PFDA

Response Factor: 1.1421

RRF SD: 0.120268, Relative SD: 10.5305

Response type: Internal Std (Ref 60), Area * (IS Conc. / IS Area)

Curve type: RF

#	Name	Type	Std. Conc	RT	Area	IS Area	Response	Conc.	%Dev	Conc. Flag	CoD	CoD Flag	x=excluded
1	1 180108M2_1	Standard	12.500	5.12	7175.434	6189.928	14.490	12.7	1.5	NO		NO	bb
2	2 180108M2_2	Standard	12.500	5.12	5699.016	5075.857	14.035	12.3	-1.7	NO		NO	bb
3	3 180108M2_3	Standard	12.500	5.13	4936.802	4875.687	12.657	11.1	-11.3	NO		NO	MM
4	4 180108M2_4	Standard	12.500	5.12	5072.973	4732.028	13.401	11.7	-6.1	NO		NO	MM
5	5 180108M2_5	Standard	12.500	5.12	5300.490	4306.361	15.386	13.5	7.8	NO		NO	MM
6	6 180108M2_6	Standard	12.500	5.13	6361.719	4638.074	17.145	15.0	20.1	NO		NO	MM
7	7 180108M2_7	Standard	12.500	5.13	5219.420	5233.415	12.467	10.9	-12.7	NO		NO	MM
8	8 180108M2_8	Standard	12.500	5.12	6016.366	4883.994	15.398	13.5	7.9	NO		NO	MM
9	9 180108M2_9	Standard	12.500	5.12	5995.269	5547.928	13.508	11.8	-5.4	NO		NO	bb

Compound name: 13C2-8:2 FTS

Response Factor: 0.156561

RRF SD: 0.0239871, Relative SD: 15.3212

Response type: Internal Std (Ref 55), Area * (IS Conc. / IS Area)

Curve type: RF

Not used

#	Name	Type	Std. Conc	RT	Area	IS Area	Response	Conc.	%Dev	Conc. Flag	CoD	CoD Flag	x=excluded
1	1 180108M2_1	Standard	12.500	5.10	1121.714	7348.469	1.908	12.2	-2.5	NO		NO	bb
2	2 180108M2_2	Standard	12.500	5.09	1120.403	7079.163	1.978	12.6	1.1	NO		NO	bb
3	3 180108M2_3	Standard	12.500	5.09	1108.064	6096.192	2.272	14.5	16.1	NO		NO	bb
4	4 180108M2_4	Standard	12.500	5.10	1186.236	6835.402	2.169	13.9	10.8	NO		NO	bb
5	5 180108M2_5	Standard	12.500	5.09	727.336	6853.771	1.327	8.5	-32.2	NO		NO	bb
6	6 180108M2_6	Standard	12.500	5.10	1032.019	7027.212	1.836	11.7	-6.2	NO		NO	bb
7	7 180108M2_7	Standard	12.500	5.10	1094.893	7037.016	1.945	12.4	-0.6	NO		NO	bb
8	8 180108M2_8	Standard	12.500	5.09	1157.192	6512.142	2.221	14.2	13.5	NO		NO	bb
9	9 180108M2_9	Standard	12.500	5.09	1793.465	7253.947	3.090	19.7	57.9	NO		NO	bbX

Vista Analytical Laboratory

Dataset: U:\Q4.PRO\results\180108M2\180108M2-CRV-B.qld

Last Altered: Tuesday, January 09, 2018 13:40:23 Pacific Standard Time

Printed: Tuesday, January 09, 2018 13:42:06 Pacific Standard Time

Compound name: d3-N-MeFOSAA

Response Factor: 0.299079

RRF SD: 0.0172986, Relative SD: 5.78397

Response type: Internal Std (Ref 61), Area * (IS Conc. / IS Area)

Curve type: RF

#	Name	Type	Std. Conc	RT	Area	IS Area	Response	Conc.	%Dev	Conc. Flag	CoD	CoD Flag	x=excluded
1	1 180108M2_1	Standard	12.500	5.28	2179.741	8285.728	3.288	11.0	-12.0	NO		NO	bb
2	2 180108M2_2	Standard	12.500	5.27	2347.936	7960.388	3.687	12.3	-1.4	NO		NO	bb
3	3 180108M2_3	Standard	12.500	5.28	2273.696	7324.367	3.880	13.0	3.8	NO		NO	bb
4	4 180108M2_4	Standard	12.500	5.27	2227.718	7754.067	3.591	12.0	-3.9	NO		NO	bb
5	5 180108M2_5	Standard	12.500	5.28	2084.842	6944.944	3.752	12.5	0.4	NO		NO	bb
6	6 180108M2_6	Standard	12.500	5.28	2447.242	7668.104	3.989	13.3	6.7	NO		NO	bb
7	7 180108M2_7	Standard	12.500	5.27	2346.581	7481.044	3.921	13.1	4.9	NO		NO	bb
8	8 180108M2_8	Standard	12.500	5.27	2369.292	7616.430	3.888	13.0	4.0	NO		NO	bb
9	9 180108M2_9	Standard	12.500	5.27	2063.598	7070.288	3.648	12.2	-2.4	NO		NO	bb

Compound name: d5-N-EtFOSAA

Response Factor: 0.369242

RRF SD: 0.0320081, Relative SD: 8.66859

Response type: Internal Std (Ref 61), Area * (IS Conc. / IS Area)

Curve type: RF

#	Name	Type	Std. Conc	RT	Area	IS Area	Response	Conc.	%Dev	Conc. Flag	CoD	CoD Flag	x=excluded
1	1 180108M2_1	Standard	12.500	5.43	3266.731	8285.728	4.928	13.3	6.8	NO		NO	bb
2	2 180108M2_2	Standard	12.500	5.43	2947.923	7960.388	4.629	12.5	0.3	NO		NO	bb
3	3 180108M2_3	Standard	12.500	5.43	3131.900	7324.367	5.345	14.5	15.8	NO		NO	bb
4	4 180108M2_4	Standard	12.500	5.43	2854.786	7754.067	4.602	12.5	-0.3	NO		NO	bb
5	5 180108M2_5	Standard	12.500	5.43	2645.263	6944.944	4.761	12.9	3.2	NO		NO	bb
6	6 180108M2_6	Standard	12.500	5.43	2439.506	7668.104	3.977	10.8	-13.8	NO		NO	bb
7	7 180108M2_7	Standard	12.500	5.43	2492.206	7481.044	4.164	11.3	-9.8	NO		NO	bb
8	8 180108M2_8	Standard	12.500	5.43	2830.896	7616.430	4.646	12.6	0.7	NO		NO	bb
9	9 180108M2_9	Standard	12.500	5.43	2538.117	7070.288	4.487	12.2	-2.8	NO		NO	bb

Vista Analytical Laboratory

Dataset: U:\Q4.PRO\results\180108M2\180108M2-CRV-B.qld

Last Altered: Tuesday, January 09, 2018 13:40:23 Pacific Standard Time

Printed: Tuesday, January 09, 2018 13:42:06 Pacific Standard Time

Compound name: 13C2-PFUdA

Response Factor: 1.01175

RRF SD: 0.0550585, Relative SD: 5.44193

Response type: Internal Std (Ref 61), Area * (IS Conc. / IS Area)

Curve type: RF

#	Name	Type	Std. Conc	RT	Area	IS Area	Response	Conc.	%Dev	Conc. Flag	CoD	CoD Flag	x-excluded
1	1 180108M2_1	Standard	12.500	5.45	9211.345	8285.728	13.896	13.7	9.9	NO		NO	bb
2	2 180108M2_2	Standard	12.500	5.45	7865.505	7960.388	12.351	12.2	-2.3	NO		NO	bb
3	3 180108M2_3	Standard	12.500	5.45	7297.886	7324.367	12.455	12.3	-1.5	NO		NO	bb
4	4 180108M2_4	Standard	12.500	5.45	7154.166	7754.067	11.533	11.4	-8.8	NO		NO	bb
5	5 180108M2_5	Standard	12.500	5.45	7264.995	6944.944	13.076	12.9	3.4	NO		NO	bb
6	6 180108M2_6	Standard	12.500	5.45	7337.336	7668.104	11.961	11.8	-5.4	NO		NO	bb
7	7 180108M2_7	Standard	12.500	5.45	7658.917	7481.044	12.797	12.6	1.2	NO		NO	bb
8	8 180108M2_8	Standard	12.500	5.44	7723.645	7616.430	12.676	12.5	0.2	NO		NO	bb
9	9 180108M2_9	Standard	12.500	5.45	7396.208	7070.288	13.076	12.9	3.4	NO		NO	bb

Compound name: 13C2-PFDoA

Response Factor: 0.647051

RRF SD: 0.0504119, Relative SD: 7.79103

Response type: Internal Std (Ref 61), Area * (IS Conc. / IS Area)

Curve type: RF

#	Name	Type	Std. Conc	RT	Area	IS Area	Response	Conc.	%Dev	Conc. Flag	CoD	CoD Flag	x-excluded
1	1 180108M2_1	Standard	12.500	5.74	5809.440	8285.728	8.764	13.5	8.4	NO		NO	bb
2	2 180108M2_2	Standard	12.500	5.73	5204.864	7960.388	8.173	12.6	1.1	NO		NO	bb
3	3 180108M2_3	Standard	12.500	5.74	5167.435	7324.367	8.819	13.6	9.0	NO		NO	bb
4	4 180108M2_4	Standard	12.500	5.74	4729.102	7754.067	7.624	11.8	-5.7	NO		NO	bb
5	5 180108M2_5	Standard	12.500	5.74	4493.960	6944.944	8.089	12.5	0.0	NO		NO	bb
6	6 180108M2_6	Standard	12.500	5.74	5436.003	7668.104	8.861	13.7	9.6	NO		NO	bb
7	7 180108M2_7	Standard	12.500	5.73	4671.866	7481.044	7.806	12.1	-3.5	NO		NO	bb
8	8 180108M2_8	Standard	12.500	5.73	4309.212	7616.430	7.072	10.9	-12.6	NO		NO	bb
9	9 180108M2_9	Standard	12.500	5.74	4290.298	7070.288	7.585	11.7	-6.2	NO		NO	bb

Vista Analytical Laboratory

Dataset: U:\Q4.PRO\results\180108M2\180108M2-CRV-B.qld

Last Altered: Tuesday, January 09, 2018 13:40:23 Pacific Standard Time

Printed: Tuesday, January 09, 2018 13:42:06 Pacific Standard Time

Compound name: d3-N-MeFOSA

Response Factor: 0.109776

RRF SD: 0.00526268, Relative SD: 4.79403

Response type: Internal Std (Ref 61), Area * (IS Conc. / IS Area)

Curve type: RF

#	Name	Type	Std. Conc	RT	Area	IS Area	Response	Conc.	%Dev	Conc. Flag	CoD	CoD Flag	x=excluded
1	1 180108M2_1	Standard	150.000	5.76	10736.360	8285.728	16.197	147.5	-1.6	NO		NO	bb
2	2 180108M2_2	Standard	150.000	5.76	10176.388	7960.388	15.980	145.6	-3.0	NO		NO	bb
3	3 180108M2_3	Standard	150.000	5.76	9669.870	7324.367	16.503	150.3	0.2	NO		NO	bb
4	4 180108M2_4	Standard	150.000	5.76	9594.506	7754.067	15.467	140.9	-6.1	NO		NO	bb
5	5 180108M2_5	Standard	150.000	5.76	9843.879	6944.944	17.718	161.4	7.6	NO		NO	bb
6	6 180108M2_6	Standard	150.000	5.76	9629.046	7668.104	15.697	143.0	-4.7	NO		NO	bb
7	7 180108M2_7	Standard	150.000	5.76	9808.305	7481.044	16.389	149.3	-0.5	NO		NO	bb
8	8 180108M2_8	Standard	150.000	5.76	10087.503	7616.430	16.555	150.8	0.5	NO		NO	bb
9	9 180108M2_9	Standard	150.000	5.76	10007.245	7070.288	17.692	161.2	7.4	NO		NO	bb

Compound name: 13C2-PFTeDA

Response Factor: 0.313919

RRF SD: 0.0599572, Relative SD: 19.0996

Response type: Internal Std (Ref 61), Area * (IS Conc. / IS Area)

Curve type: RF

#	Name	Type	Std. Conc	RT	Area	IS Area	Response	Conc.	%Dev	Conc. Flag	CoD	CoD Flag	x=excluded
1	1 180108M2_1	Standard	12.500	6.20	2658.979	8285.728	4.011	12.8	2.2	NO		NO	bb
2	2 180108M2_2	Standard	12.500	6.20	2105.685	7960.388	3.307	10.5	-15.7	NO		NO	bb
3	3 180108M2_3	Standard	12.500	6.20	2200.929	7324.367	3.756	12.0	-4.3	NO		NO	bb
4	4 180108M2_4	Standard	12.500	6.20	2072.868	7754.067	3.342	10.6	-14.8	NO		NO	MM
5	5 180108M2_5	Standard	12.500	6.20	1983.289	6944.944	3.570	11.4	-9.0	NO		NO	MM
6	6 180108M2_6	Standard	12.500	6.20	2088.984	7668.104	3.405	10.8	-13.2	NO		NO	bb
7	7 180108M2_7	Standard	12.500	6.20	2546.078	7481.044	4.254	13.6	8.4	NO		NO	bb
8	8 180108M2_8	Standard	12.500	6.20	2406.148	7616.430	3.949	12.6	0.6	NO		NO	MM
9	9 180108M2_9	Standard	12.500	6.20	3236.529	7070.288	5.722	18.2	45.8	NO		NO	bb

Dataset: U:\Q4.PRO\results\180108M2\180108M2-CRV-B.qld

Last Altered: Tuesday, January 09, 2018 13:40:23 Pacific Standard Time
 Printed: Tuesday, January 09, 2018 13:42:06 Pacific Standard Time

Compound name: d5-N-ETFOSA

Response Factor: 0.154591

RRF SD: 0.00662264, Relative SD: 4.28397

Response type: Internal Std (Ref 61), Area * (IS Conc. / IS Area)

Curve type: RF

#	Name	Type	Std. Conc	RT	Area	IS Area	Response	Conc.	%Dev	Conc. Flag	CoD	CoD Flag	x=excluded
1	1 180108M2_1	Standard	150.000	6.15	14729.266	8285.728	22.221	143.7	-4.2	NO		NO	bb
2	2 180108M2_2	Standard	150.000	6.16	14733.124	7960.388	23.135	149.7	-0.2	NO		NO	bb
3	3 180108M2_3	Standard	150.000	6.15	14362.178	7324.367	24.511	158.6	5.7	NO		NO	bb
4	4 180108M2_4	Standard	150.000	6.15	13792.104	7754.067	22.234	143.8	-4.1	NO		NO	bb
5	5 180108M2_5	Standard	150.000	6.15	13801.328	6944.944	24.841	160.7	7.1	NO		NO	bb
6	6 180108M2_6	Standard	150.000	6.16	13949.432	7668.104	22.739	147.1	-1.9	NO		NO	bb
7	7 180108M2_7	Standard	150.000	6.15	13371.583	7481.044	22.342	144.5	-3.6	NO		NO	bb
8	8 180108M2_8	Standard	150.000	6.16	13885.338	7616.430	22.788	147.4	-1.7	NO		NO	bb
9	9 180108M2_9	Standard	150.000	6.16	13511.020	7070.288	23.887	154.5	3.0	NO		NO	bb

Compound name: 13C2-PFHxDA

Response Factor: 0.506402

RRF SD: 0.0583005, Relative SD: 11.5127

Response type: Internal Std (Ref 61), Area * (IS Conc. / IS Area)

Curve type: RF

#	Name	Type	Std. Conc	RT	Area	IS Area	Response	Conc.	%Dev	Conc. Flag	CoD	CoD Flag	x=excluded
1	1 180108M2_1	Standard	5.000	6.51	1507.392	8285.728	2.274	4.5	-10.2	NO		NO	bb
2	2 180108M2_2	Standard	5.000	6.52	1466.993	7960.388	2.304	4.5	-9.0	NO		NO	bb
3	3 180108M2_3	Standard	5.000	6.51	1450.641	7324.367	2.476	4.9	-2.2	NO		NO	bb
4	4 180108M2_4	Standard	5.000	6.51	1443.935	7754.067	2.328	4.6	-8.1	NO		NO	bb
5	5 180108M2_5	Standard	5.000	6.51	1407.920	6944.944	2.534	5.0	0.1	NO		NO	bb
6	6 180108M2_6	Standard	5.000	6.52	1420.926	7668.104	2.316	4.6	-8.5	NO		NO	bb
7	7 180108M2_7	Standard	5.000	6.51	1697.693	7481.044	2.837	5.6	12.0	NO		NO	bb
8	8 180108M2_8	Standard	5.000	6.51	1569.380	7616.430	2.576	5.1	1.7	NO		NO	bb
9	9 180108M2_9	Standard	5.000	6.51	1778.498	7070.288	3.144	6.2	24.2	NO		NO	bb

Dataset: U:\Q4.PRO\results\180108M2\180108M2-CRV-B.qld

Last Altered: Tuesday, January 09, 2018 13:40:23 Pacific Standard Time
 Printed: Tuesday, January 09, 2018 13:42:06 Pacific Standard Time

Compound name: d7-N-MeFOSE

Response Factor: 0.139608

RRF SD: 0.012505, Relative SD: 8.95721

Response type: Internal Std (Ref 61), Area * (IS Conc. / IS Area)

Curve type: RF

#	Name	Type	Std. Conc	RT	Area	IS Area	Response	Conc.	%Dev	Conc. Flag	CoD	CoD Flag	x=excluded
1	1 180108M2_1	Standard	150.000	6.31	12179.248	8285.728	18.374	131.6	-12.3	NO		NO	bb
2	2 180108M2_2	Standard	150.000	6.31	14910.501	7960.388	23.414	167.7	11.8	NO		NO	bd
3	3 180108M2_3	Standard	150.000	6.31	12366.465	7324.367	21.105	151.2	0.8	NO		NO	bb
4	4 180108M2_4	Standard	150.000	6.31	11619.512	7754.067	18.731	134.2	-10.6	NO		NO	bb
5	5 180108M2_5	Standard	150.000	6.31	12417.822	6944.944	22.350	160.1	6.7	NO		NO	bb
6	6 180108M2_6	Standard	150.000	6.31	12376.121	7668.104	20.175	144.5	-3.7	NO		NO	bd
7	7 180108M2_7	Standard	150.000	6.31	11645.093	7481.044	19.458	139.4	-7.1	NO		NO	bb
8	8 180108M2_8	Standard	150.000	6.31	13174.395	7616.430	21.622	154.9	3.2	NO		NO	bb
9	9 180108M2_9	Standard	150.000	6.31	13146.421	7070.288	23.242	166.5	11.0	NO		NO	bb

Compound name: d9-N-EtFOSE

Response Factor: 0.132384

RRF SD: 0.00862724, Relative SD: 6.51685

Response type: Internal Std (Ref 61), Area * (IS Conc. / IS Area)

Curve type: RF

#	Name	Type	Std. Conc	RT	Area	IS Area	Response	Conc.	%Dev	Conc. Flag	CoD	CoD Flag	x=excluded
1	1 180108M2_1	Standard	150.000	6.46	11897.201	8285.728	17.948	135.6	-9.6	NO		NO	bd
2	2 180108M2_2	Standard	150.000	6.46	13493.461	7960.388	21.188	160.1	6.7	NO		NO	bb
3	3 180108M2_3	Standard	150.000	6.46	11273.771	7324.367	19.240	145.3	-3.1	NO		NO	bb
4	4 180108M2_4	Standard	150.000	6.46	11505.149	7754.067	18.547	140.1	-6.6	NO		NO	bb
5	5 180108M2_5	Standard	150.000	6.46	11861.866	6944.944	21.350	161.3	7.5	NO		NO	bd
6	6 180108M2_6	Standard	150.000	6.46	11866.781	7668.104	19.344	146.1	-2.6	NO		NO	bd
7	7 180108M2_7	Standard	150.000	6.46	11483.792	7481.044	19.188	144.9	-3.4	NO		NO	bb
8	8 180108M2_8	Standard	150.000	6.46	12454.501	7616.430	20.440	154.4	2.9	NO		NO	bb
9	9 180108M2_9	Standard	150.000	6.46	12144.680	7070.288	21.471	162.2	8.1	NO		NO	bb

Vista Analytical Laboratory

Dataset: U:\Q4.PRO\results\180108M2\180108M2-CRV-B.qld

Last Altered: Tuesday, January 09, 2018 13:40:23 Pacific Standard Time

Printed: Tuesday, January 09, 2018 13:42:06 Pacific Standard Time

Compound name: 13C4-PFBA

Response Factor: 1

RRF SD: 0, Relative SD: 0

Response type: Internal Std (Ref 54), Area * (IS Conc. / IS Area)

Curve type: RF

#	Name	Type	Std. Conc	RT	Area	IS Area	Response	Conc.	%Dev	Conc. Flag	CoD	CoD Flag	x=excluded
1	1 180108M2_1	Standard	12.500	1.40	6220.474	6220.474	12.500	12.5	0.0	NO		NO	bb
2	2 180108M2_2	Standard	12.500	1.39	6140.374	6140.374	12.500	12.5	0.0	NO		NO	bb
3	3 180108M2_3	Standard	12.500	1.39	5611.970	5611.970	12.500	12.5	0.0	NO		NO	bb
4	4 180108M2_4	Standard	12.500	1.38	5582.391	5582.391	12.500	12.5	0.0	NO		NO	bb
5	5 180108M2_5	Standard	12.500	1.38	5442.956	5442.956	12.500	12.5	0.0	NO		NO	bb
6	6 180108M2_6	Standard	12.500	1.39	5572.749	5572.749	12.500	12.5	0.0	NO		NO	bb
7	7 180108M2_7	Standard	12.500	1.38	5669.652	5669.652	12.500	12.5	0.0	NO		NO	bb
8	8 180108M2_8	Standard	12.500	1.39	5693.722	5693.722	12.500	12.5	0.0	NO		NO	bb
9	9 180108M2_9	Standard	12.500	1.39	5821.862	5821.862	12.500	12.5	0.0	NO		NO	bb

Compound name: 13C5-PFHxA

Response Factor: 1

RRF SD: 9.61481e-017, Relative SD: 9.61481e-015

Response type: Internal Std (Ref 55), Area * (IS Conc. / IS Area)

Curve type: RF

#	Name	Type	Std. Conc	RT	Area	IS Area	Response	Conc.	%Dev	Conc. Flag	CoD	CoD Flag	x=excluded
1	1 180108M2_1	Standard	12.500	3.16	7348.469	7348.469	12.500	12.5	0.0	NO		NO	bb
2	2 180108M2_2	Standard	12.500	3.16	7079.163	7079.163	12.500	12.5	0.0	NO		NO	bb
3	3 180108M2_3	Standard	12.500	3.16	6096.192	6096.192	12.500	12.5	0.0	NO		NO	bb
4	4 180108M2_4	Standard	12.500	3.16	6835.402	6835.402	12.500	12.5	0.0	NO		NO	bb
5	5 180108M2_5	Standard	12.500	3.16	6853.771	6853.771	12.500	12.5	0.0	NO		NO	bb
6	6 180108M2_6	Standard	12.500	3.16	7027.212	7027.212	12.500	12.5	0.0	NO		NO	bb
7	7 180108M2_7	Standard	12.500	3.16	7037.016	7037.016	12.500	12.5	0.0	NO		NO	bb
8	8 180108M2_8	Standard	12.500	3.16	6512.142	6512.142	12.500	12.5	0.0	NO		NO	bb
9	9 180108M2_9	Standard	12.500	3.15	7253.947	7253.947	12.500	12.5	0.0	NO		NO	bb

Dataset: U:\Q4.PRO\results\180108M2\180108M2-CRV-B.qld

Last Altered: Tuesday, January 09, 2018 13:40:23 Pacific Standard Time
 Printed: Tuesday, January 09, 2018 13:42:06 Pacific Standard Time

Compound name: 13C3-PFHxS

Response Factor: 1

RRF SD: 1.57009e-016, Relative SD: 1.57009e-014

Response type: Internal Std (Ref 56), Area * (IS Conc. / IS Area)

Curve type: RF

#	Name	Type	Std. Conc	RT	Area	IS Area	Response	Conc.	%Dev	Conc. Flag	CoD	CoD Flag	x=excluded
1	1 180108M2_1	Standard	12.500	3.94	2051.925	2051.925	12.500	12.5	0.0	NO		NO	bb
2	2 180108M2_2	Standard	12.500	3.93	1806.012	1806.012	12.500	12.5	0.0	NO		NO	bb
3	3 180108M2_3	Standard	12.500	3.94	1618.090	1618.090	12.500	12.5	0.0	NO		NO	bb
4	4 180108M2_4	Standard	12.500	3.93	1646.690	1646.690	12.500	12.5	0.0	NO		NO	bb
5	5 180108M2_5	Standard	12.500	3.94	1861.500	1861.500	12.500	12.5	0.0	NO		NO	bb
6	6 180108M2_6	Standard	12.500	3.94	1908.069	1908.069	12.500	12.5	0.0	NO		NO	bb
7	7 180108M2_7	Standard	12.500	3.94	1664.178	1664.178	12.500	12.5	0.0	NO		NO	bb
8	8 180108M2_8	Standard	12.500	3.94	1756.126	1756.126	12.500	12.5	0.0	NO		NO	bb
9	9 180108M2_9	Standard	12.500	3.93	1877.353	1877.353	12.500	12.5	0.0	NO		NO	bb

Compound name: 13C8-PFOA

Response Factor: 1

RRF SD: 1.17757e-016, Relative SD: 1.17757e-014

Response type: Internal Std (Ref 57), Area * (IS Conc. / IS Area)

Curve type: RF

#	Name	Type	Std. Conc	RT	Area	IS Area	Response	Conc.	%Dev	Conc. Flag	CoD	CoD Flag	x=excluded
1	1 180108M2_1	Standard	12.500	4.31	7487.993	7487.993	12.500	12.5	0.0	NO		NO	bb
2	2 180108M2_2	Standard	12.500	4.31	7840.313	7840.313	12.500	12.5	0.0	NO		NO	bb
3	3 180108M2_3	Standard	12.500	4.31	6180.695	6180.695	12.500	12.5	0.0	NO		NO	bb
4	4 180108M2_4	Standard	12.500	4.31	6605.523	6605.523	12.500	12.5	0.0	NO		NO	bb
5	5 180108M2_5	Standard	12.500	4.31	6537.998	6537.998	12.500	12.5	0.0	NO		NO	bb
6	6 180108M2_6	Standard	12.500	4.31	6575.203	6575.203	12.500	12.5	0.0	NO		NO	bb
7	7 180108M2_7	Standard	12.500	4.31	7256.473	7256.473	12.500	12.5	0.0	NO		NO	bb
8	8 180108M2_8	Standard	12.500	4.31	6664.305	6664.305	12.500	12.5	0.0	NO		NO	bb
9	9 180108M2_9	Standard	12.500	4.31	7094.738	7094.738	12.500	12.5	0.0	NO		NO	bb

Dataset: U:\Q4.PRO\results\180108M2\180108M2-CRV-B.qld

Last Altered: Tuesday, January 09, 2018 13:40:23 Pacific Standard Time

Printed: Tuesday, January 09, 2018 13:42:06 Pacific Standard Time

Compound name: 13C9-PFNA

Response Factor: 1

RRF SD: 1.41526e-016, Relative SD: 1.41526e-014

Response type: Internal Std (Ref 58), Area * (IS Conc. / IS Area)

Curve type: RF

#	Name	Type	Std. Conc	RT	Area	IS Area	Response	Conc.	%Dev	Conc. Flag	CoD	CoD Flag	x=excluded
1	1 180108M2_1	Standard	12.500	4.75	7921.439	7921.439	12.500	12.5	0.0	NO		NO	bb
2	2 180108M2_2	Standard	12.500	4.75	6997.254	6997.254	12.500	12.5	0.0	NO		NO	bb
3	3 180108M2_3	Standard	12.500	4.75	7139.774	7139.774	12.500	12.5	0.0	NO		NO	bb
4	4 180108M2_4	Standard	12.500	4.75	7585.688	7585.688	12.500	12.5	0.0	NO		NO	bb
5	5 180108M2_5	Standard	12.500	4.75	7506.042	7506.042	12.500	12.5	0.0	NO		NO	bb
6	6 180108M2_6	Standard	12.500	4.75	6670.880	6670.880	12.500	12.5	0.0	NO		NO	bb
7	7 180108M2_7	Standard	12.500	4.75	7073.824	7073.824	12.500	12.5	0.0	NO		NO	bb
8	8 180108M2_8	Standard	12.500	4.75	7042.556	7042.556	12.500	12.5	0.0	NO		NO	bb
9	9 180108M2_9	Standard	12.500	4.75	7173.994	7173.994	12.500	12.5	0.0	NO		NO	bb

Compound name: 13C4-PFOS

Response Factor: 1

RRF SD: 6.7987e-017, Relative SD: 6.7987e-015

Response type: Internal Std (Ref 59), Area * (IS Conc. / IS Area)

Curve type: RF

#	Name	Type	Std. Conc	RT	Area	IS Area	Response	Conc.	%Dev	Conc. Flag	CoD	CoD Flag	x=excluded
1	1 180108M2_1	Standard	12.500	4.83	1717.241	1717.241	12.500	12.5	0.0	NO		NO	bb
2	2 180108M2_2	Standard	12.500	4.83	1604.129	1604.129	12.500	12.5	0.0	NO		NO	bb
3	3 180108M2_3	Standard	12.500	4.83	1536.795	1536.795	12.500	12.5	0.0	NO		NO	bb
4	4 180108M2_4	Standard	12.500	4.83	1537.464	1537.464	12.500	12.5	0.0	NO		NO	bb
5	5 180108M2_5	Standard	12.500	4.84	1501.549	1501.549	12.500	12.5	0.0	NO		NO	bb
6	6 180108M2_6	Standard	12.500	4.84	1706.105	1706.105	12.500	12.5	0.0	NO		NO	bb
7	7 180108M2_7	Standard	12.500	4.83	1848.306	1848.306	12.500	12.5	0.0	NO		NO	bb
8	8 180108M2_8	Standard	12.500	4.83	1702.137	1702.137	12.500	12.5	0.0	NO		NO	bb
9	9 180108M2_9	Standard	12.500	4.83	1877.686	1877.686	12.500	12.5	0.0	NO		NO	bb

Vista Analytical Laboratory

Dataset: U:\Q4.PRO\results\180108M2\180108M2-CRV-B.qld

Last Altered: Tuesday, January 09, 2018 13:40:23 Pacific Standard Time

Printed: Tuesday, January 09, 2018 13:42:06 Pacific Standard Time

Compound name: 13C6-PFDA

Response Factor: 1

RRF SD: 0, Relative SD: 0

Response type: Internal Std (Ref 60), Area * (IS Conc. / IS Area)

Curve type: RF

#	Name	Type	Std. Conc	RT	Area	IS Area	Response	Conc.	%Dev	Conc. Flag	CoD	CoD Flag	x=excluded
1	1 180108M2_1	Standard	12.500	5.12	6189.928	6189.928	12.500	12.5	0.0	NO		NO	bb
2	2 180108M2_2	Standard	12.500	5.12	5075.857	5075.857	12.500	12.5	0.0	NO		NO	bb
3	3 180108M2_3	Standard	12.500	5.12	4875.687	4875.687	12.500	12.5	0.0	NO		NO	bb
4	4 180108M2_4	Standard	12.500	5.12	4732.028	4732.028	12.500	12.5	0.0	NO		NO	bb
5	5 180108M2_5	Standard	12.500	5.12	4306.361	4306.361	12.500	12.5	0.0	NO		NO	bb
6	6 180108M2_6	Standard	12.500	5.13	4638.074	4638.074	12.500	12.5	0.0	NO		NO	bb
7	7 180108M2_7	Standard	12.500	5.12	5233.415	5233.415	12.500	12.5	0.0	NO		NO	bb
8	8 180108M2_8	Standard	12.500	5.12	4883.994	4883.994	12.500	12.5	0.0	NO		NO	bb
9	9 180108M2_9	Standard	12.500	5.12	5547.928	5547.928	12.500	12.5	0.0	NO		NO	bb

Compound name: 13C7-PFUdA

Response Factor: 1

RRF SD: 1.30185e-016, Relative SD: 1.30185e-014

Response type: Internal Std (Ref 61), Area * (IS Conc. / IS Area)

Curve type: RF

#	Name	Type	Std. Conc	RT	Area	IS Area	Response	Conc.	%Dev	Conc. Flag	CoD	CoD Flag	x=excluded
1	1 180108M2_1	Standard	12.500	5.45	8285.728	8285.728	12.500	12.5	0.0	NO		NO	bb
2	2 180108M2_2	Standard	12.500	5.45	7960.388	7960.388	12.500	12.5	0.0	NO		NO	bb
3	3 180108M2_3	Standard	12.500	5.45	7324.367	7324.367	12.500	12.5	0.0	NO		NO	bb
4	4 180108M2_4	Standard	12.500	5.44	7754.067	7754.067	12.500	12.5	0.0	NO		NO	bb
5	5 180108M2_5	Standard	12.500	5.45	6944.944	6944.944	12.500	12.5	0.0	NO		NO	bb
6	6 180108M2_6	Standard	12.500	5.45	7668.104	7668.104	12.500	12.5	0.0	NO		NO	bb
7	7 180108M2_7	Standard	12.500	5.45	7481.044	7481.044	12.500	12.5	0.0	NO		NO	bb
8	8 180108M2_8	Standard	12.500	5.45	7616.430	7616.430	12.500	12.5	0.0	NO		NO	MM
9	9 180108M2_9	Standard	12.500	5.45	7070.288	7070.288	12.500	12.5	0.0	NO		NO	MM

Dataset: U:\Q4.PRO\results\180108M2\180108M2-CRV-B.qld

Last Altered: Tuesday, January 09, 2018 13:40:23 Pacific Standard Time
Printed: Tuesday, January 09, 2018 13:42:06 Pacific Standard Time

Method: U:\Q4.PRO\MethDB\PFAS_FULL_80C_010818.mdb 09 Jan 2018 10:00:24
Calibration: U:\Q4.PRO\CurveDB\C18_VAL-PFAS_Q4_01-08-18_FULL-M2B.cdb 09 Jan 2018 13:40:22

Name: 180108M2_1, Date: 09-Jan-2018, Time: 00:36:40, ID: ST180108M2-1 PFC CS-2 18A0806, Description: ST180108M2-1 PFC CS-2 18A0806

#	Name	CoD	CoD Flag	%RSD
1	1 PFBA	0.9999	NO	
2	2 PFPeA	0.9996	NO	
3	3 PFBS	0.9996	NO	
4	4 PFHxA	0.9978	NO	
5	5 PFHpA	0.9990	NO	
6	6 L-PFHxS	0.9914	NO	
7	8 6:2 FTS	0.9991	NO	
8	9 L-PFOA	0.9994	NO	
9	11 PFHpS	0.9967	NO	
10	12 PFNA	0.9984	NO	
11	13 PFOSA	0.9983	NO	
12	14 L-PFOS	0.9995	NO	
13	16 PFDA	0.9996	NO	
14	17 8:2 FTS	0.9920	NO	
15	18 N-MeFOSAA	0.9979	NO	
16	19 N-EtFOSAA	0.9982	NO	
17	20 PFUdA	0.9993	NO	
18	21 PFDS	0.9970	NO	
19	22 PFDoA	0.9992	NO	
20	23 N-MeFOSA	0.9999	NO	
21	24 PFTTrDA	0.9974	NO	
22	25 PFTeDA	0.9975	NO	
23	26 N-EtFOSA	0.9998	NO	
24	27 PFHxDA	0.9981	NO	
25	28 PFODA	0.9997	NO	
26	29 N-MeFOSE	0.9997	NO	
27	30 N-EtFOSE	0.9978	NO	
28	31 13C3-PFBA		NO	2.893
29	32 13C3-PFPeA		NO	6.831
30	33 13C3-PFBS		NO	7.801
31	34 13C2-PFHxA		NO	7.095

Dataset: U:\Q4.PRO\results\180108M2\180108M2-CRV-B.qld

Last Altered: Tuesday, January 09, 2018 13:40:23 Pacific Standard Time

Printed: Tuesday, January 09, 2018 13:42:06 Pacific Standard Time

Name: 180108M2_1, Date: 09-Jan-2018, Time: 00:36:40, ID: ST180108M2-1 PFC CS-2 18A0806, Description: ST180108M2-1 PFC CS-2 18A0806

#	Name	CoD	CoD Flag	%RSD
32	35 13C4-PFHpA		NO	6.640
33	36 18O2-PFHxS		NO	9.584
34	37 13C2-6:2 FTS		NO	13.381
35	38 13C2-PFOA		NO	4.018
36	39 13C5-PFNA		NO	2.845
37	40 13C8-PFOSA		NO	6.399
38	41 13C8-PFOS		NO	8.841
39	42 13C2-PFDA		NO	10.530
40	43 13C2-8:2 FTS		NO	15.321
41	44 d3-N-MeFOSAA		NO	5.784
42	45 d5-N-EtFOSAA		NO	8.669
43	46 13C2-PFUdA		NO	5.442
44	47 13C2-PFDoA		NO	7.791
45	48 d3-N-MeFOSA		NO	4.794
46	49 13C2-PFTeDA		NO	19.100
47	50 d5-N-ETFOSA		NO	4.284
48	51 13C2-PFHxDA		NO	11.513
49	52 d7-N-MeFOSE		NO	8.957
50	53 d9-N-EtFOSE		NO	6.517
51	54 13C4-PFBA		NO	0.000
52	55 13C5-PFHxA		NO	0.000
53	56 13C3-PFHxS		NO	0.000
54	57 13C8-PFOA		NO	0.000
55	58 13C9-PFNA		NO	0.000
56	59 13C4-PFOS		NO	0.000
57	60 13C6-PFDA		NO	0.000
58	61 13C7-PFUdA		NO	0.000

Dataset: Untitled

Last Altered: Tuesday, January 09, 2018 12:57:42 Pacific Standard Time

Printed: Tuesday, January 09, 2018 12:59:00 Pacific Standard Time

Method: U:\Q4.PRO\MethDB\PFAS_FULL_80C_010818.mdb 09 Jan 2018 10:39:49

Calibration: 09 Jan 2018 12:57:42

Compound name: PFBA

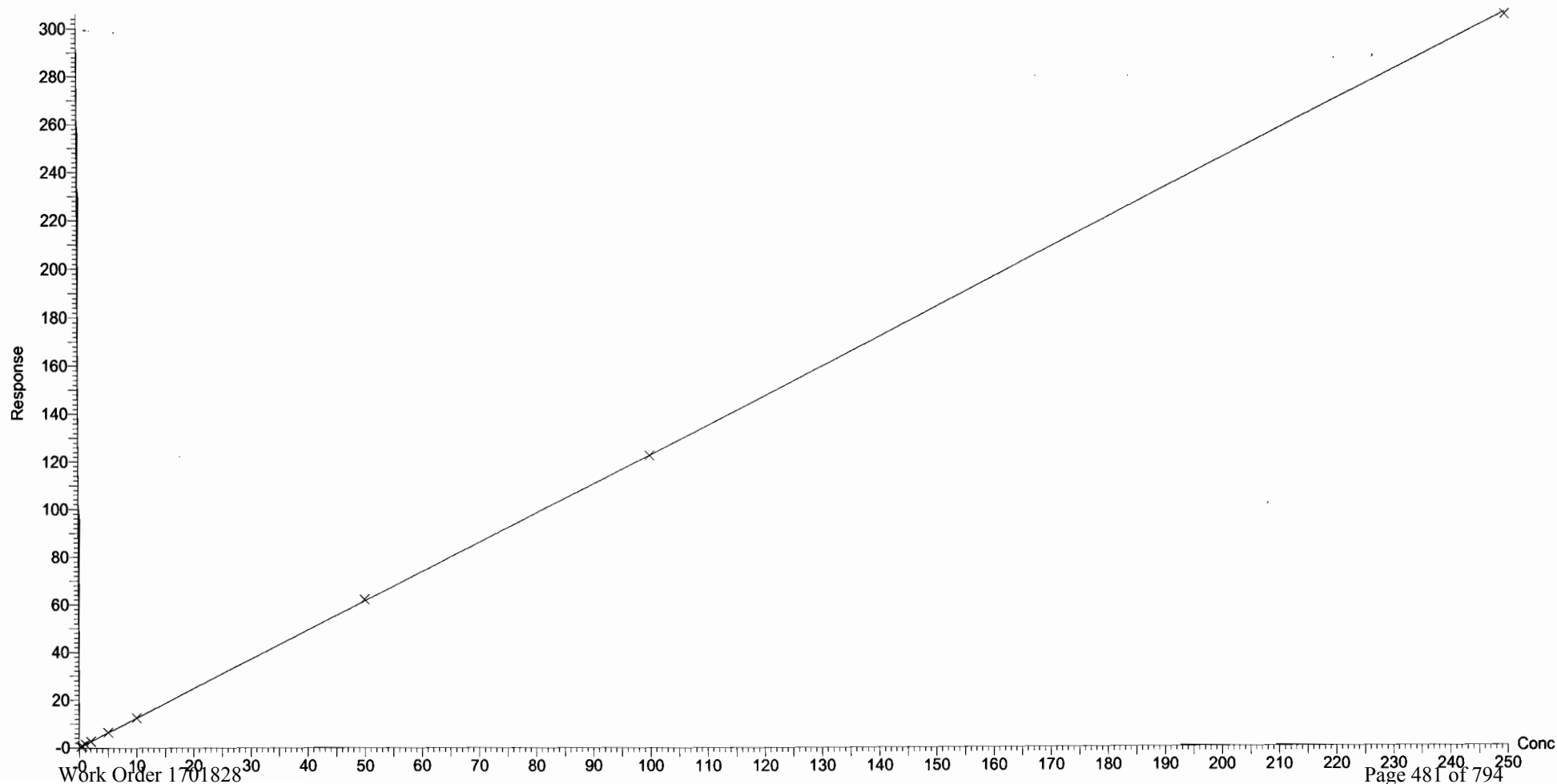
	Name	ID	Acq.Date	Acq.Time
1	180108M2_1	ST180108M2-1 PFC CS-2 18A0806	09-Jan-18	00:36:40
2	180108M2_2	ST180108M2-2 PFC CS-1 18A0807	09-Jan-18	00:47:55
3	180108M2_3	ST180108M2-3 PFC CS0 18A0808	09-Jan-18	00:59:05
4	180108M2_4	ST180108M2-4 PFC CS1 18A0809	09-Jan-18	01:10:16
5	180108M2_5	ST180108M2-5 PFC CS2 18A0810	09-Jan-18	01:21:26
6	180108M2_6	ST180108M2-6 PFC CS3 18A0811	09-Jan-18	01:32:37
7	180108M2_7	ST180108M2-7 PFC CS4 18A0812	09-Jan-18	01:43:47
8	180108M2_8	ST180108M2-8 PFC CS5 18A0813	09-Jan-18	01:54:58
9	180108M2_9	ST180108M2-9 PFC CS6 18A0814	09-Jan-18	02:06:09
10	180108M2_10	ST180108M2-10 PFC CS7 18A0815	09-Jan-18	02:17:20
11	180108M2_11	IPA	09-Jan-18	02:28:31
12	180108M2_12	ICV180108M2-1 PFC ICV 18A0805	09-Jan-18	02:39:41

Dataset: U:\Q4.PRO\results\180108M2\180108M2-CRV-B.qld

Last Altered: Tuesday, January 09, 2018 13:40:23 Pacific Standard Time
Printed: Tuesday, January 09, 2018 13:43:01 Pacific Standard Time

Method: U:\Q4.PRO\MethDB\PFAS_FULL_80C_010818.mdb 09 Jan 2018 10:00:24
Calibration: U:\Q4.PRO\CurveDB\C18_VAL-PFAS_Q4_01-08-18_FULL-M2B.cdb 09 Jan 2018 13:40:22

Compound name: PFBA
Correlation coefficient: $r = 0.999967$, $r^2 = 0.999934$
Calibration curve: $1.22331 * x + 0.0281333$
Response type: Internal Std (Ref 31), Area * (IS Conc. / IS Area)
Curve type: Linear, Origin: Include, Weighting: 1/x, Axis trans: None



Dataset: U:\Q4.PRO\results\180108M2\180108M2-CRV-B.qld

Last Altered: Tuesday, January 09, 2018 13:40:23 Pacific Standard Time

Printed: Tuesday, January 09, 2018 13:43:01 Pacific Standard Time

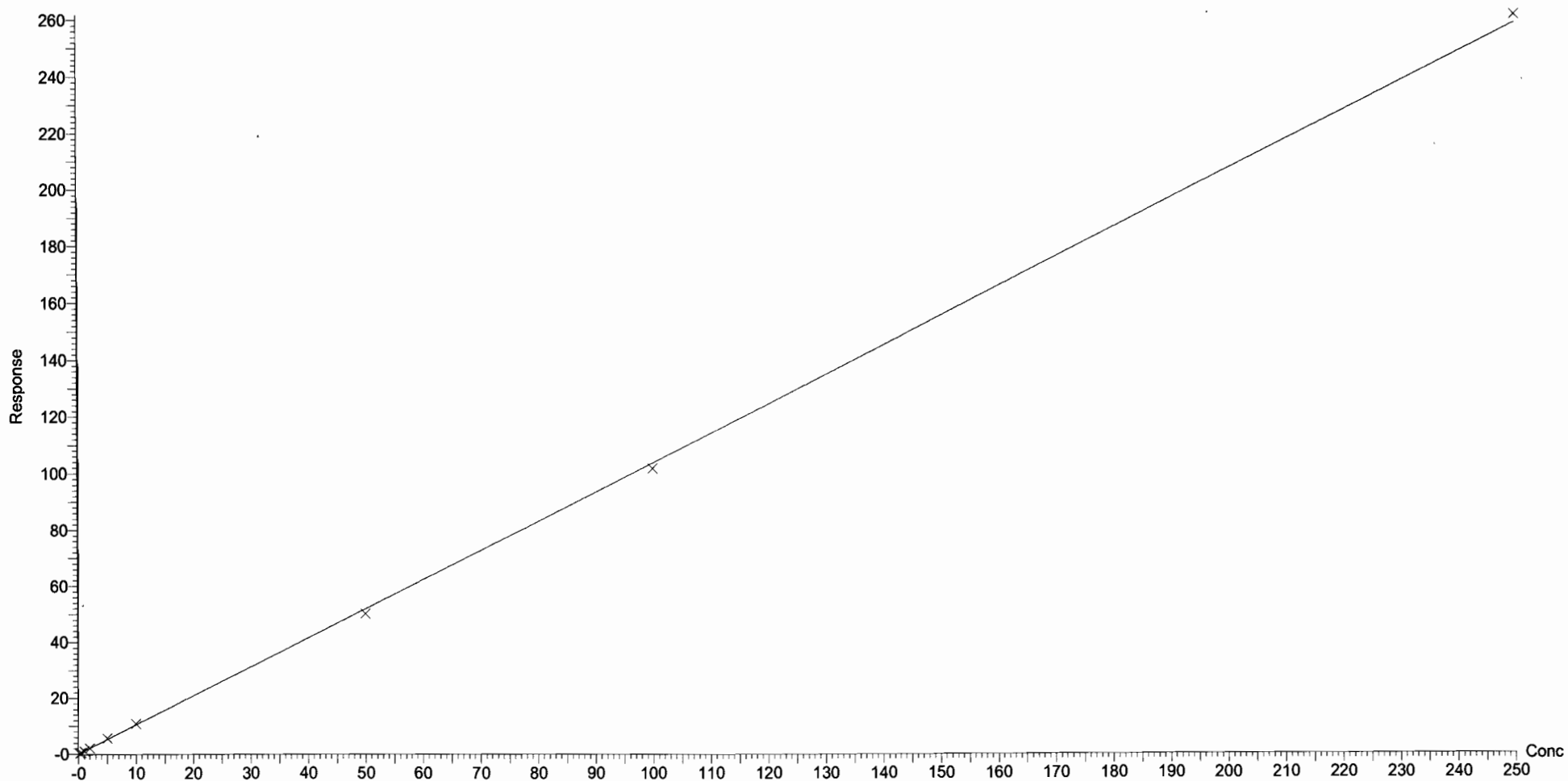
Compound name: PFPeA

Correlation coefficient: $r = 0.999798$, $r^2 = 0.999596$

Calibration curve: $1.03541 * x + 0.0388149$

Response type: Internal Std (Ref 32), Area * (IS Conc. / IS Area)

Curve type: Linear, Origin: Exclude, Weighting: 1/x, Axis trans: None



Dataset: U:\Q4.PRO\results\180108M2\180108M2-CRV-B.qld

Last Altered: Tuesday, January 09, 2018 13:40:23 Pacific Standard Time

Printed: Tuesday, January 09, 2018 13:43:01 Pacific Standard Time

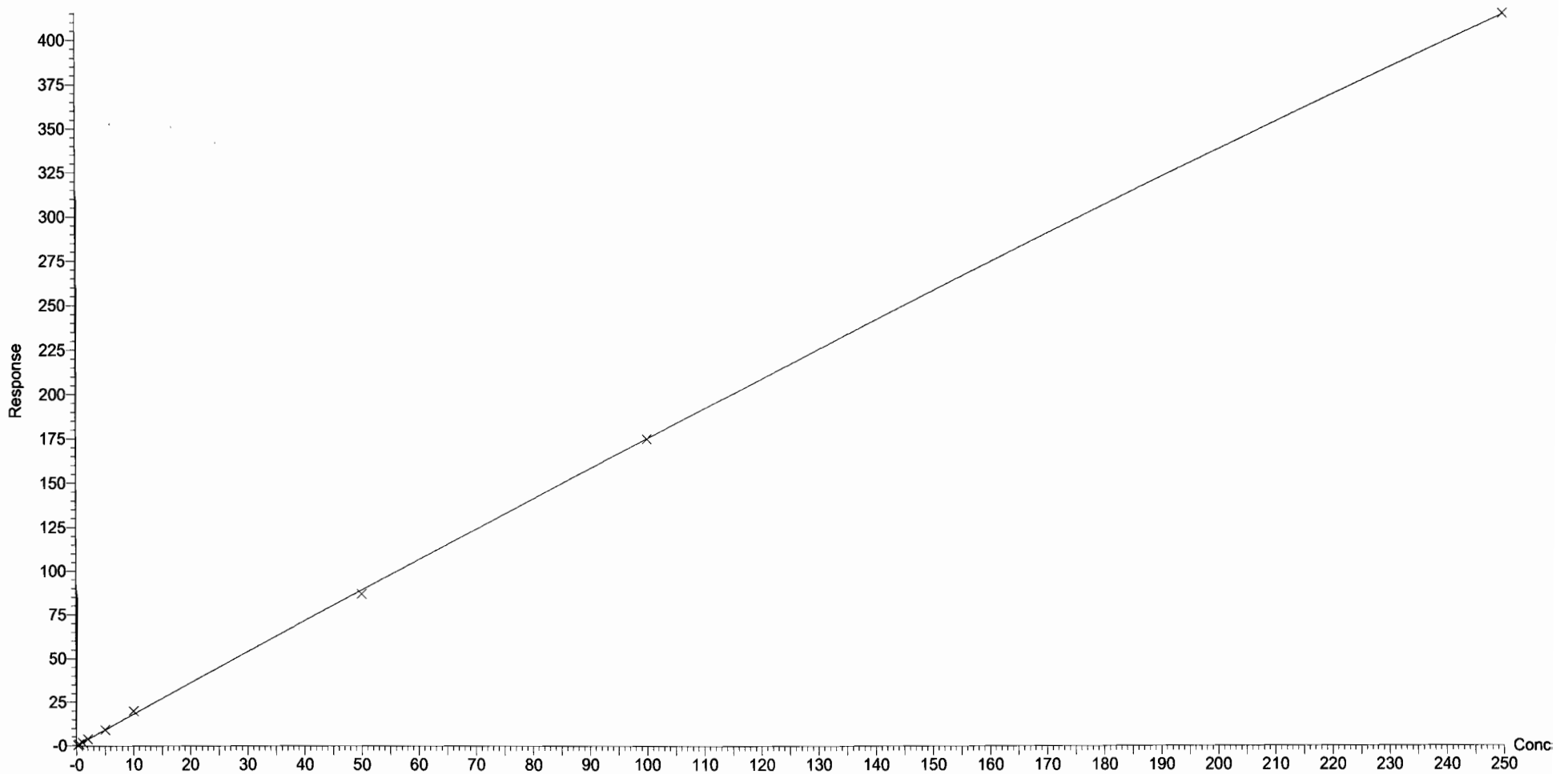
Compound name: PFBS

Coefficient of Determination: $R^2 = 0.999606$

Calibration curve: $-0.000599766 * x^2 + 1.8097 * x + 0.0208083$

Response type: Internal Std (Ref 33), Area * (IS Conc. / IS Area)

Curve type: 2nd Order, Origin: Exclude, Weighting: 1/x, Axis trans: None



Dataset: U:\Q4.PRO\results\180108M2\180108M2-CRV-B.qld

Last Altered: Tuesday, January 09, 2018 13:40:23 Pacific Standard Time

Printed: Tuesday, January 09, 2018 13:43:01 Pacific Standard Time

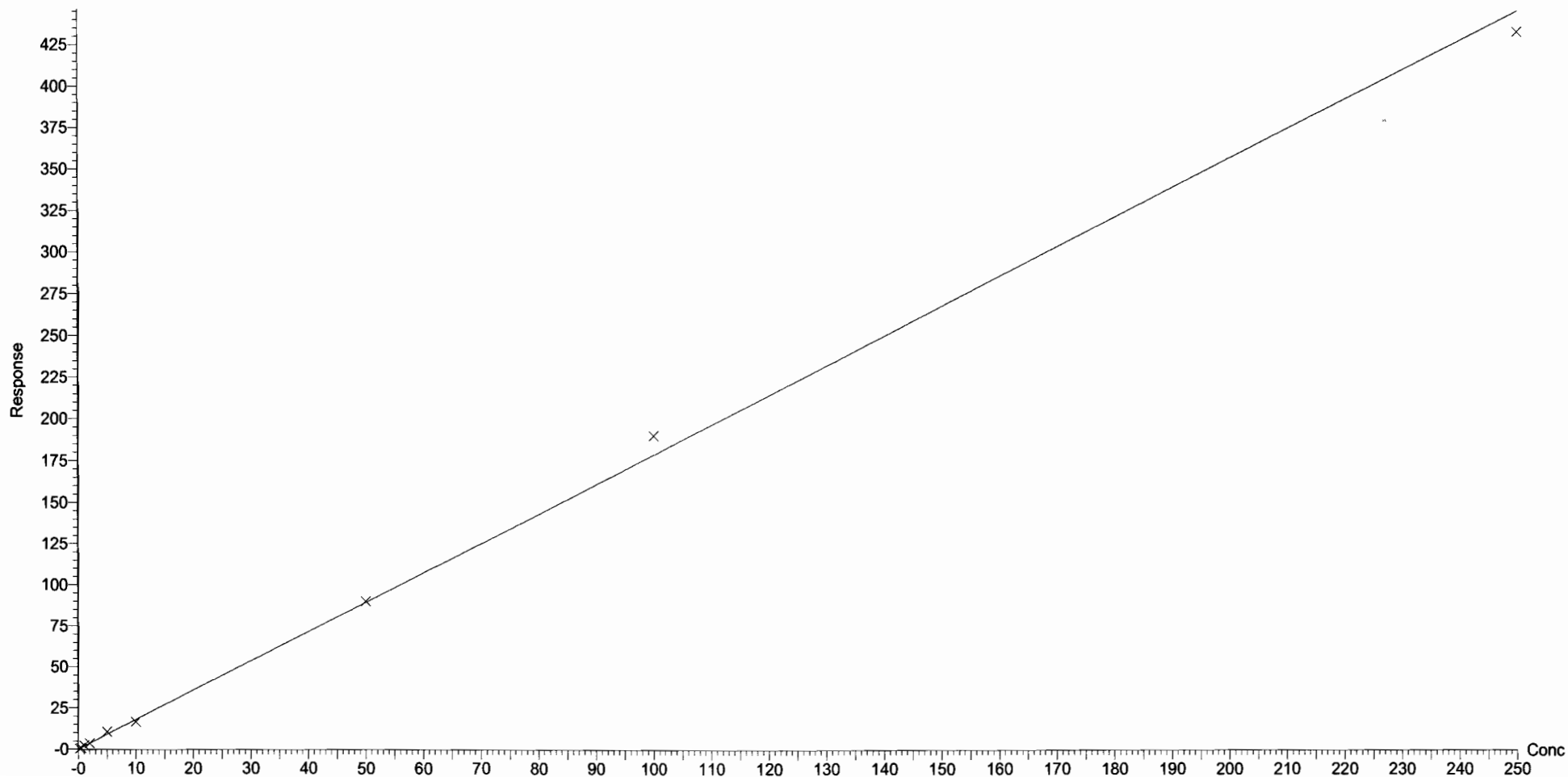
Compound name: PFHxA

Correlation coefficient: $r = 0.998889$, $r^2 = 0.997780$

Calibration curve: $1.78409 * x + 0.0832728$

Response type: Internal Std (Ref 34), Area * (IS Conc. / IS Area)

Curve type: Linear, Origin: Exclude, Weighting: 1/x, Axis trans: None



Dataset: U:\Q4.PRO\results\180108M2\180108M2-CRV-B.qld

Last Altered: Tuesday, January 09, 2018 13:40:23 Pacific Standard Time

Printed: Tuesday, January 09, 2018 13:43:01 Pacific Standard Time

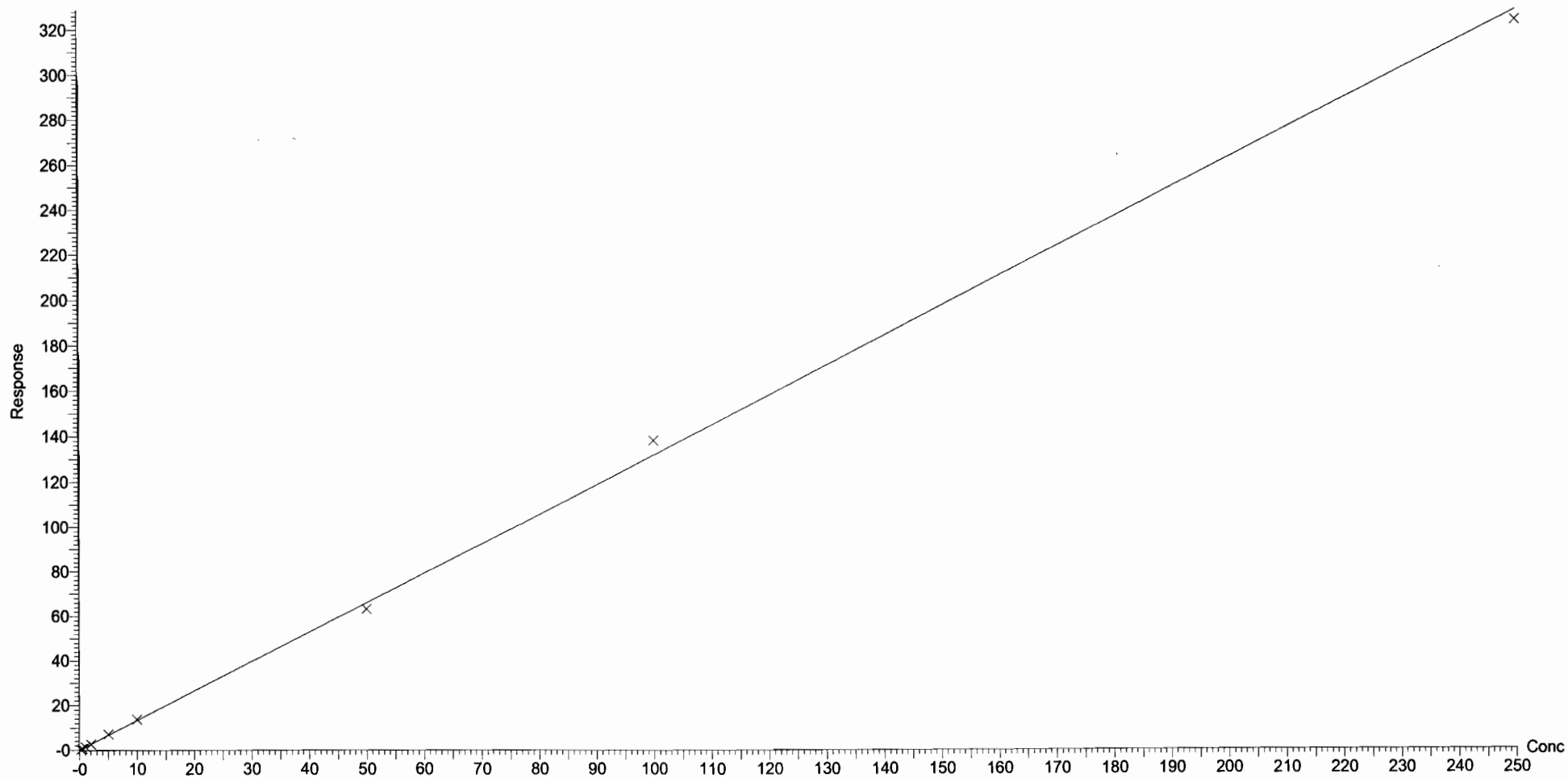
Compound name: PFHpA

Correlation coefficient: $r = 0.999489$, $r^2 = 0.998978$

Calibration curve: $1.3149 * x + 0.0511636$

Response type: Internal Std (Ref 35), Area * (IS Conc. / IS Area)

Curve type: Linear, Origin: Exclude, Weighting: 1/x, Axis trans: None



Dataset: U:\Q4.PRO\results\180108M2\180108M2-CRV-B.qld

Last Altered: Tuesday, January 09, 2018 13:40:23 Pacific Standard Time

Printed: Tuesday, January 09, 2018 13:43:01 Pacific Standard Time

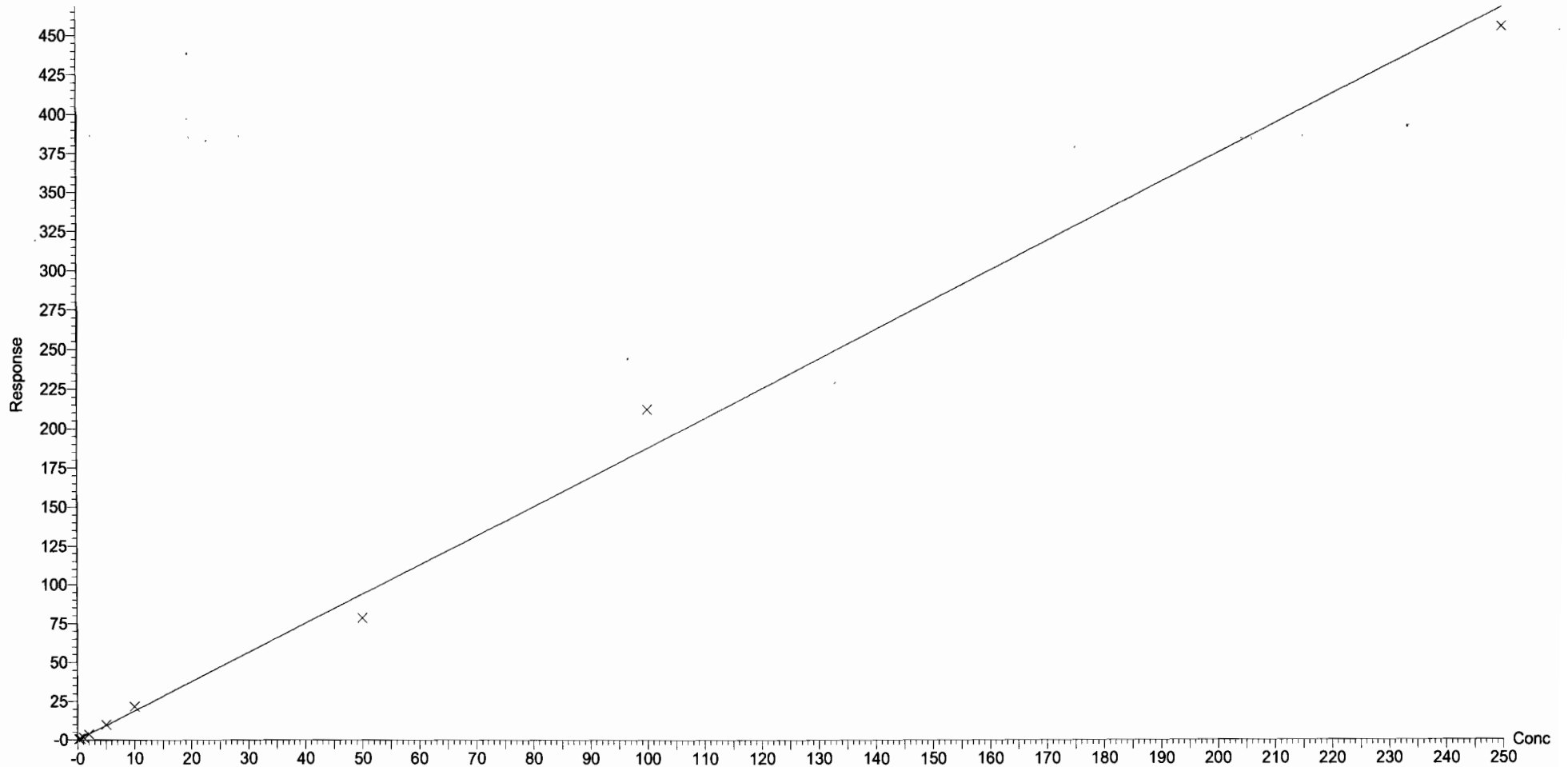
Compound name: L-PFHxS

Correlation coefficient: $r = 0.995697$, $r^2 = 0.991413$

Calibration curve: $1.8737 * x + -0.0422348$

Response type: Internal Std (Ref 36), Area * (IS Conc. / IS Area)

Curve type: Linear, Origin: Exclude, Weighting: 1/x, Axis trans: None



Dataset: U:\Q4.PRO\results\180108M2\180108M2-CRV-B.qld

Last Altered: Tuesday, January 09, 2018 13:40:23 Pacific Standard Time

Printed: Tuesday, January 09, 2018 13:43:01 Pacific Standard Time

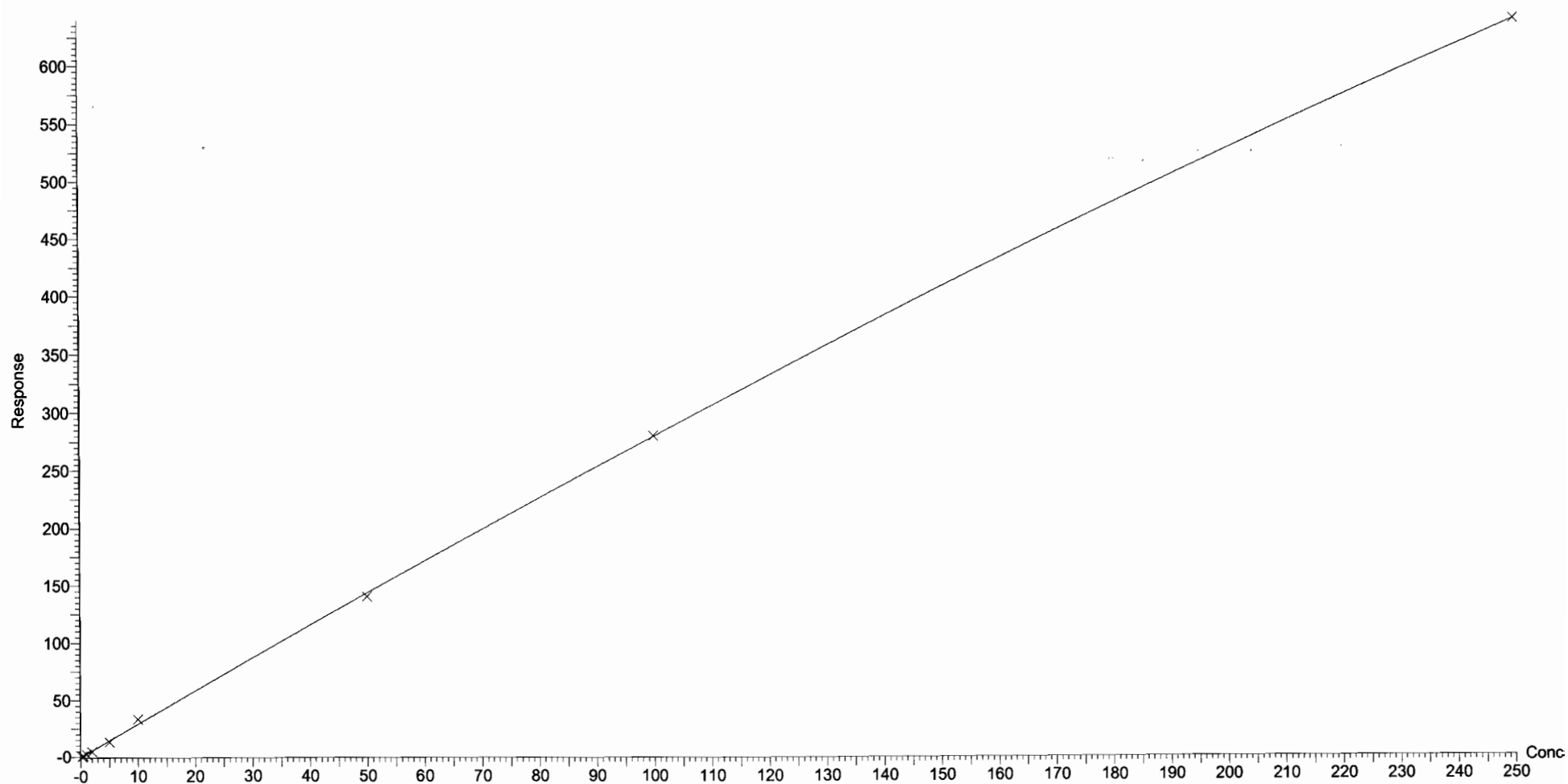
Compound name: 6:2 FTS

Coefficient of Determination: $R^2 = 0.999081$

Calibration curve: $-0.00157359 * x^2 + 2.95364 * x + -0.577616$

Response type: Internal Std (Ref 36), Area * (IS Conc. / IS Area)

Curve type: 2nd Order, Origin: Exclude, Weighting: 1/x, Axis trans: None



Dataset: U:\Q4.PRO\results\180108M2\180108M2-CRV-B.qld

Last Altered: Tuesday, January 09, 2018 13:40:23 Pacific Standard Time

Printed: Tuesday, January 09, 2018 13:43:01 Pacific Standard Time

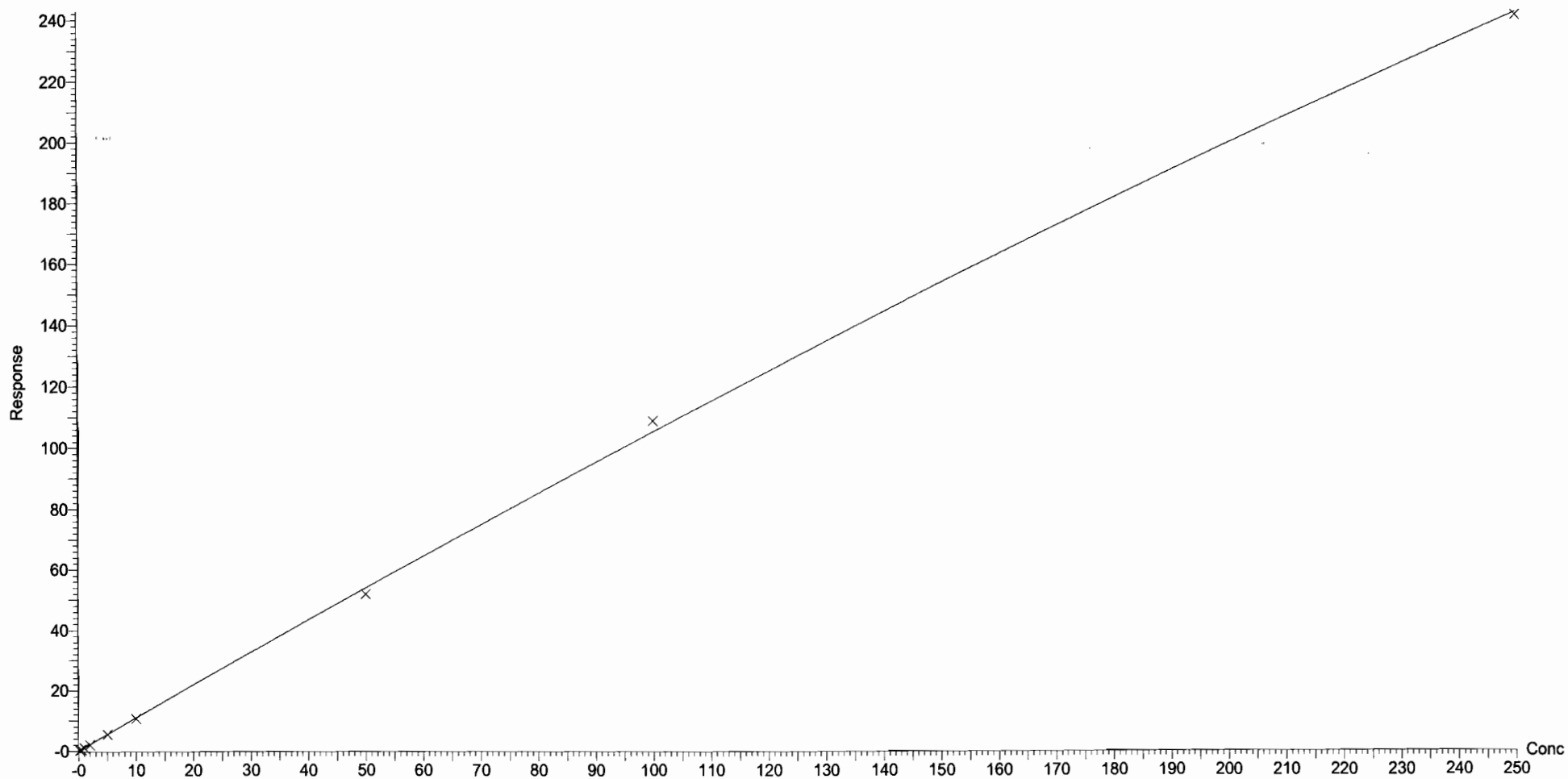
Compound name: L-PFOA

Coefficient of Determination: $R^2 = 0.999388$

Calibration curve: $-0.000543136 * x^2 + 1.10702 * x + -0.0314466$

Response type: Internal Std (Ref 38), Area * (IS Conc. / IS Area)

Curve type: 2nd Order, Origin: Exclude, Weighting: 1/x, Axis trans: None



Dataset: U:\Q4.PRO\results\180108M2\180108M2-CRV-B.qld

Last Altered: Tuesday, January 09, 2018 13:40:23 Pacific Standard Time

Printed: Tuesday, January 09, 2018 13:43:01 Pacific Standard Time

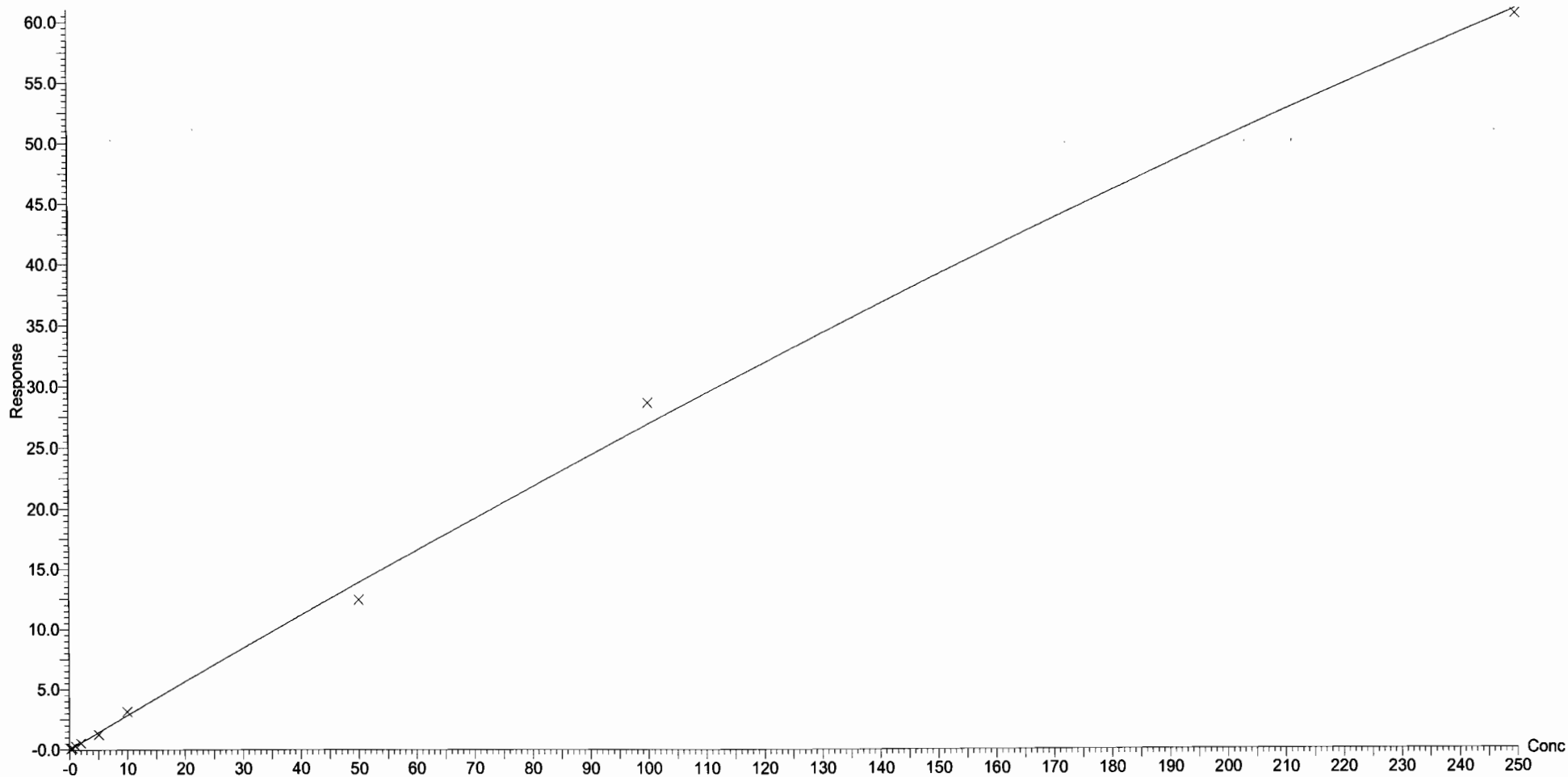
Compound name: PFHpS

Coefficient of Determination: $R^2 = 0.996689$

Calibration curve: $-0.000165057 * x^2 + 0.285225 * x + -0.00427398$

Response type: Internal Std (Ref 38), Area * (IS Conc. / IS Area)

Curve type: 2nd Order, Origin: Exclude, Weighting: 1/x, Axis trans: None



Dataset: U:\Q4.PRO\results\180108M2\180108M2-CRV-B.qld

Last Altered: Tuesday, January 09, 2018 13:40:23 Pacific Standard Time

Printed: Tuesday, January 09, 2018 13:43:01 Pacific Standard Time

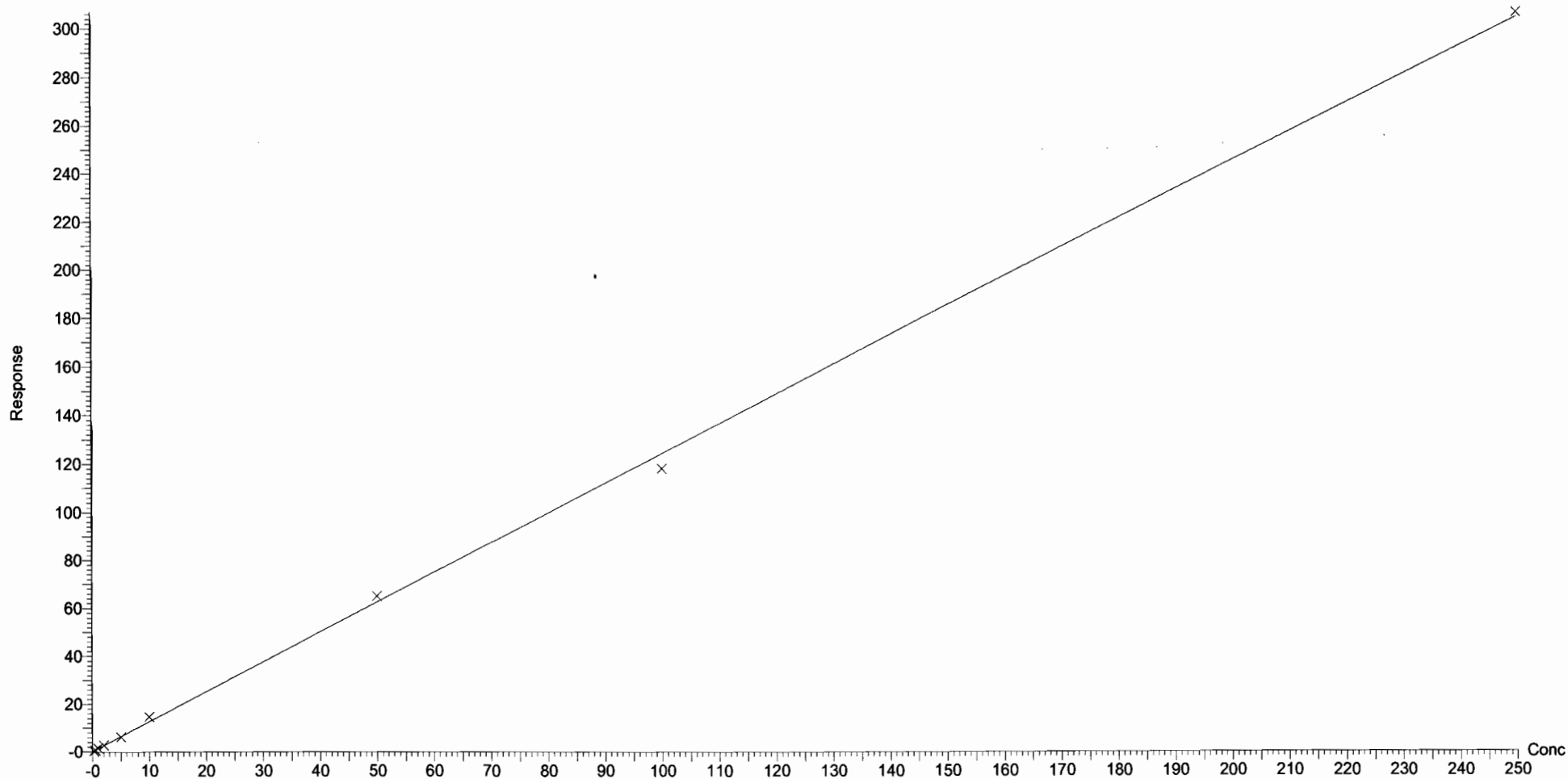
Compound name: PFNA

Coefficient of Determination: $R^2 = 0.998437$

Calibration curve: $-0.000150178 * x^2 + 1.25742 * x + 0.0556715$

Response type: Internal Std (Ref 39), Area * (IS Conc. / IS Area)

Curve type: 2nd Order, Origin: Exclude, Weighting: 1/x, Axis trans: None



Vista Analytical Laboratory Q1

Dataset: U:\Q4.PRO\results\180108M2\180108M2-CRV-B.qld

Last Altered: Tuesday, January 09, 2018 13:40:23 Pacific Standard Time

Printed: Tuesday, January 09, 2018 13:43:01 Pacific Standard Time

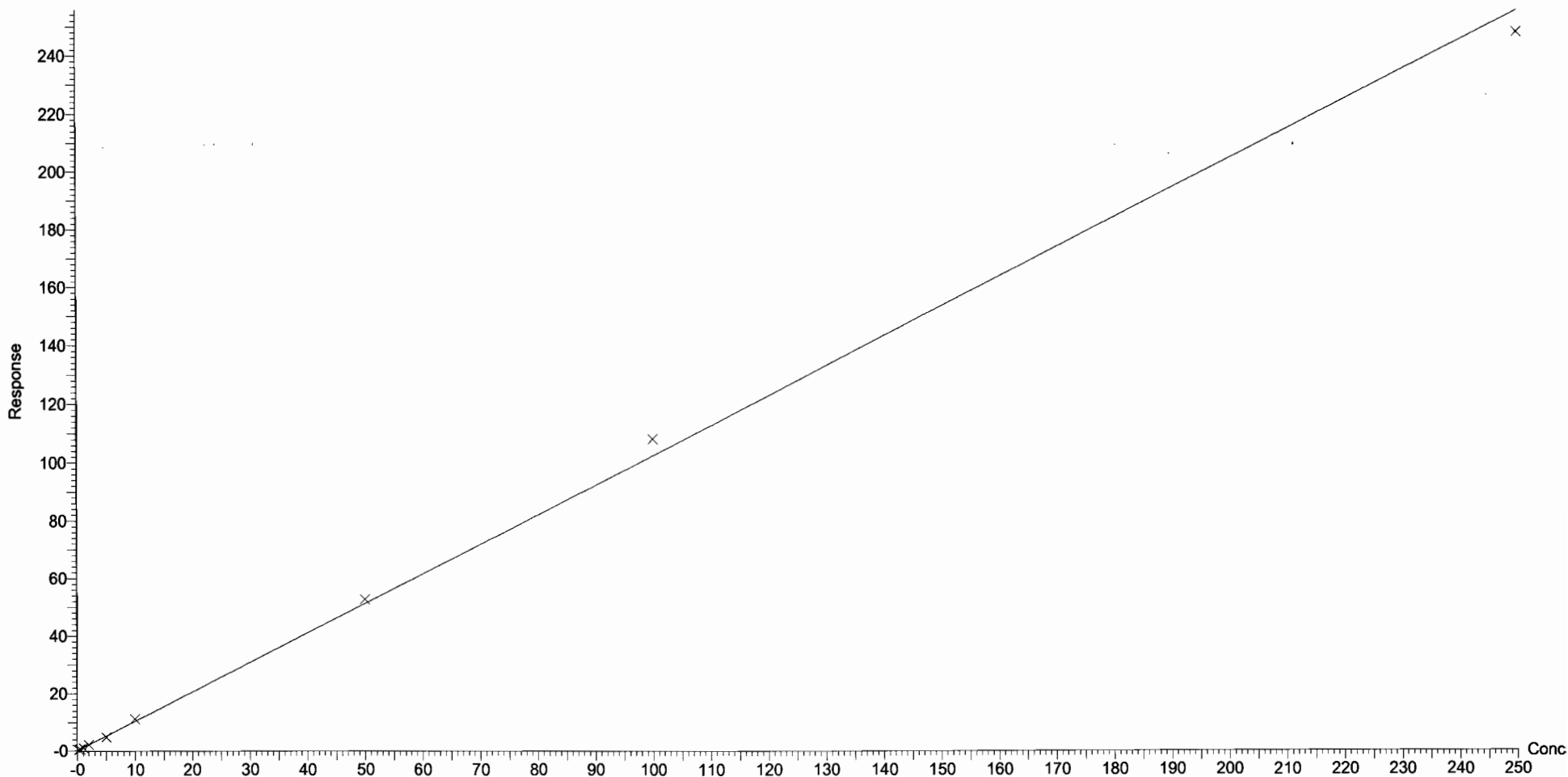
Compound name: PFOSA

Correlation coefficient: $r = 0.999164$, $r^2 = 0.998330$

Calibration curve: $1.02264 * x + 0.0909234$

Response type: Internal Std (Ref 40), Area * (IS Conc. / IS Area)

Curve type: Linear, Origin: Exclude, Weighting: 1/x, Axis trans: None



Dataset: U:\Q4.PRO\results\180108M2\180108M2-CRV-B.qld

Last Altered: Tuesday, January 09, 2018 13:40:23 Pacific Standard Time

Printed: Tuesday, January 09, 2018 13:43:01 Pacific Standard Time

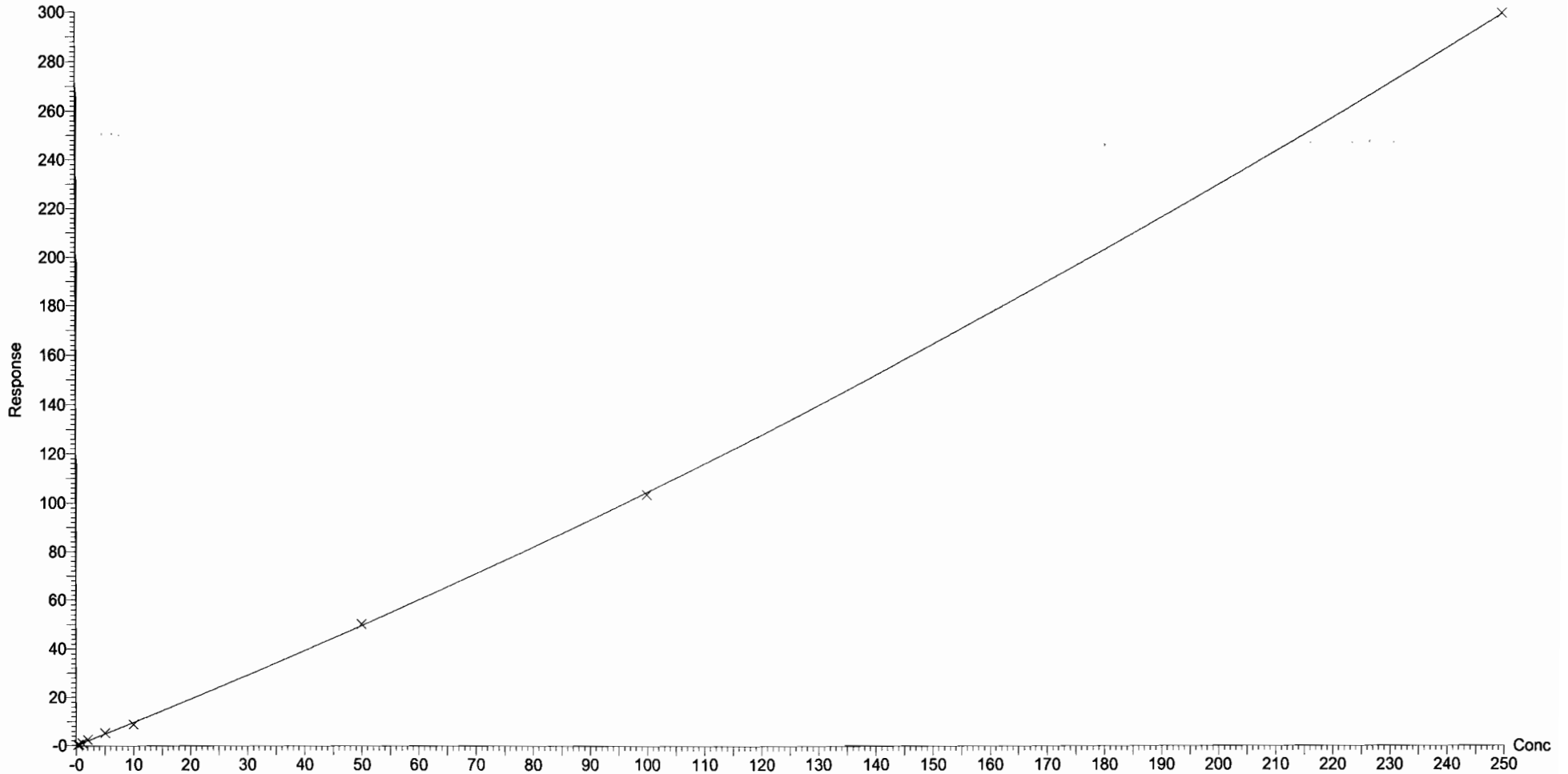
Compound name: L-PFOS

Coefficient of Determination: $R^2 = 0.999512$

Calibration curve: $0.00104467 * x^2 + 0.937739 * x + 0.0262871$

Response type: Internal Std (Ref 41), Area * (IS Conc. / IS Area)

Curve type: 2nd Order, Origin: Include, Weighting: 1/x, Axis trans: None



Dataset: U:\Q4.PRO\results\180108M2\180108M2-CRV-B.qld

Last Altered: Tuesday, January 09, 2018 13:40:23 Pacific Standard Time

Printed: Tuesday, January 09, 2018 13:43:01 Pacific Standard Time

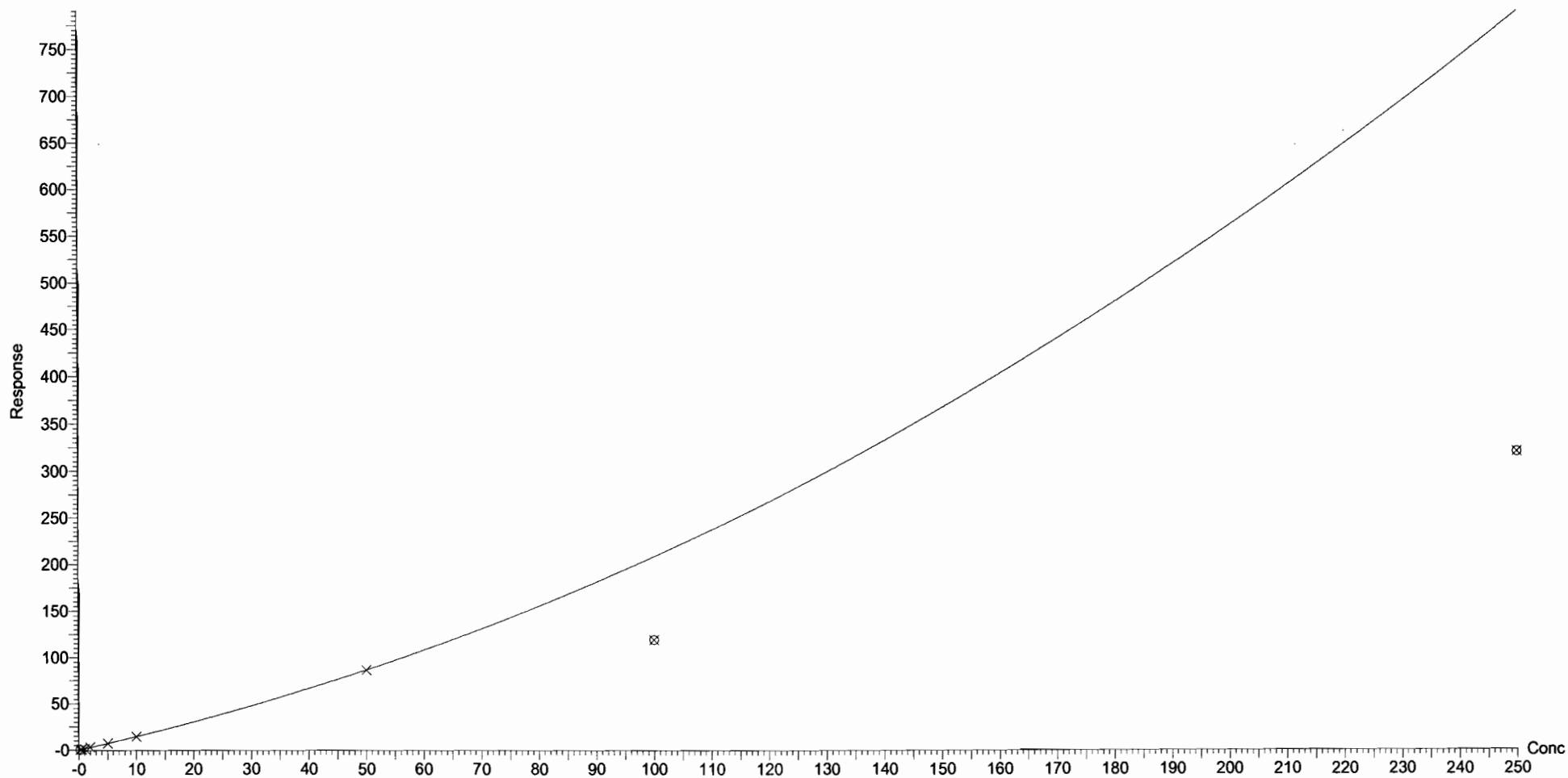
Compound name: PFDA

Coefficient of Determination: $R^2 = 0.999649$

Calibration curve: $0.00721614 * x^2 + 1.35715 * x + 0.231309$

Response type: Internal Std (Ref 42), Area * (IS Conc. / IS Area)

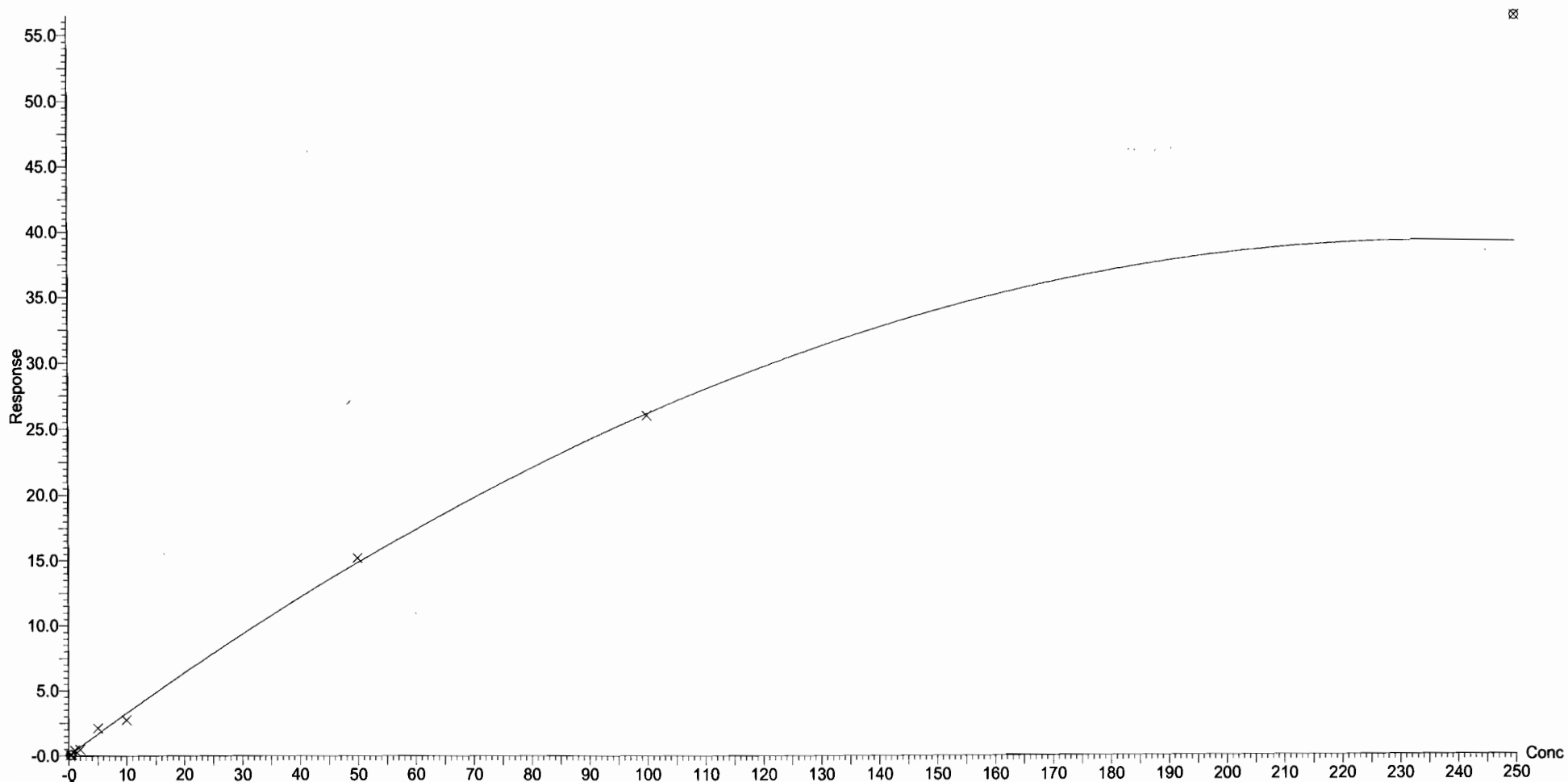
Curve type: 2nd Order, Origin: Exclude, Weighting: 1/x, Axis trans: None



Dataset: U:\Q4.PRO\results\180108M2\180108M2-CRV-B.qld

Last Altered: Tuesday, January 09, 2018 13:40:23 Pacific Standard Time
Printed: Tuesday, January 09, 2018 13:43:01 Pacific Standard Time

Compound name: 8:2 FTS
Coefficient of Determination: $R^2 = 0.992049$
Calibration curve: $-0.000697314 * x^2 + 0.330805 * x + 0.0126419$
Response type: Internal Std (Ref 42), Area * (IS Conc. / IS Area)
Curve type: 2nd Order, Origin: Include, Weighting: 1/x, Axis trans: None



Dataset: U:\Q4.PRO\results\180108M2\180108M2-CRV-B.qld

Last Altered: Tuesday, January 09, 2018 13:40:23 Pacific Standard Time

Printed: Tuesday, January 09, 2018 13:43:01 Pacific Standard Time

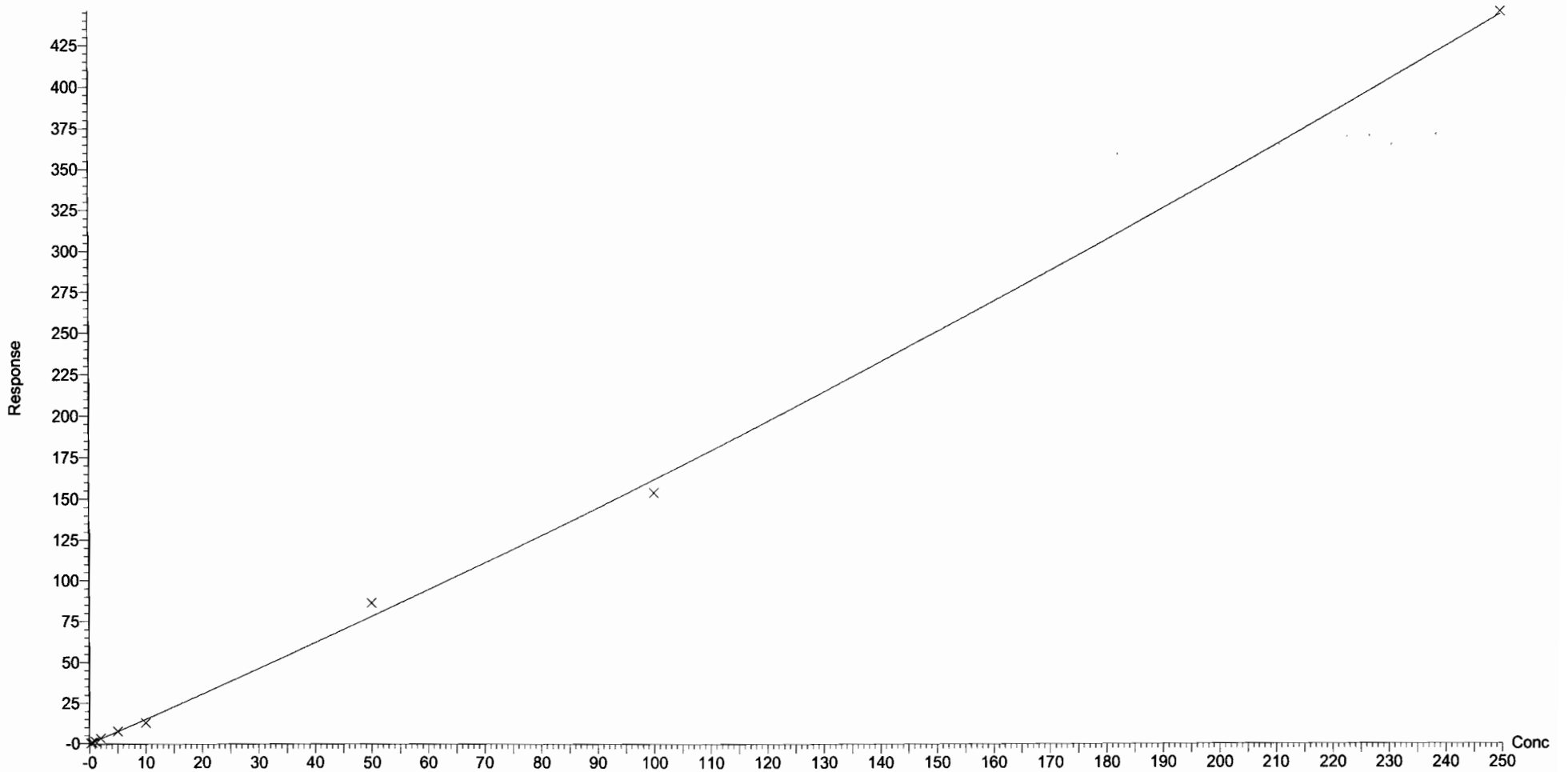
Compound name: N-MeFOSAA

Coefficient of Determination: $R^2 = 0.997862$

Calibration curve: $0.00107656 * x^2 + 1.50945 * x + -0.114518$

Response type: Internal Std (Ref 44), Area * (IS Conc. / IS Area)

Curve type: 2nd Order, Origin: Include, Weighting: 1/x, Axis trans: None



Dataset: U:\Q4.PRO\results\180108M2\180108M2-CRV-B.qld

Last Altered: Tuesday, January 09, 2018 13:40:23 Pacific Standard Time

Printed: Tuesday, January 09, 2018 13:43:01 Pacific Standard Time

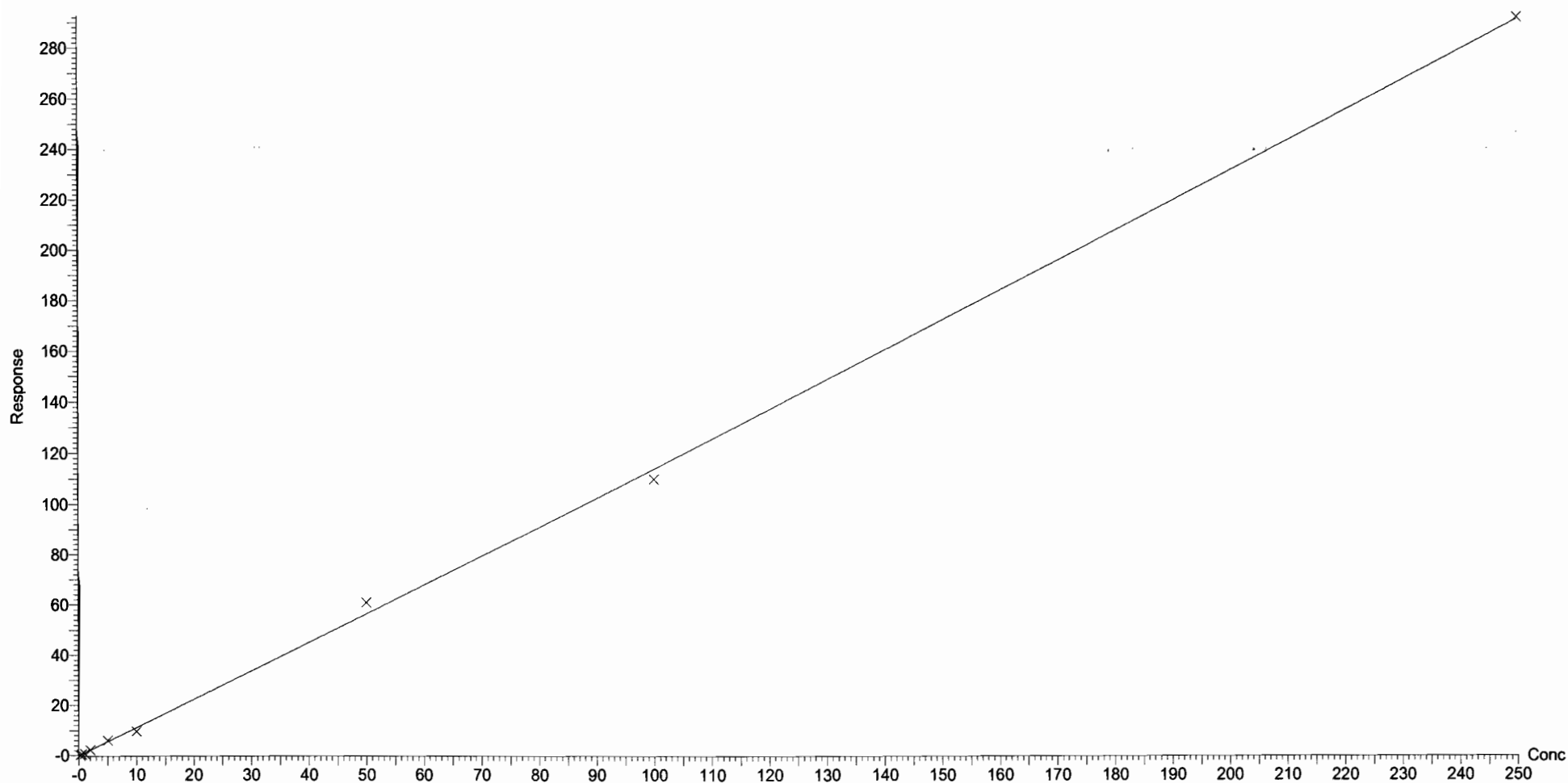
Compound name: N-EtFOSAA

Coefficient of Determination: $R^2 = 0.998238$

Calibration curve: $0.000189045 * x^2 + 1.12021 * x + -0.0858122$

Response type: Internal Std (Ref 45), Area * (IS Conc. / IS Area)

Curve type: 2nd Order, Origin: Include, Weighting: 1/x, Axis trans: None



Dataset: U:\Q4.PRO\results\180108M2\180108M2-CRV-B.qld

Last Altered: Tuesday, January 09, 2018 13:40:23 Pacific Standard Time

Printed: Tuesday, January 09, 2018 13:43:01 Pacific Standard Time

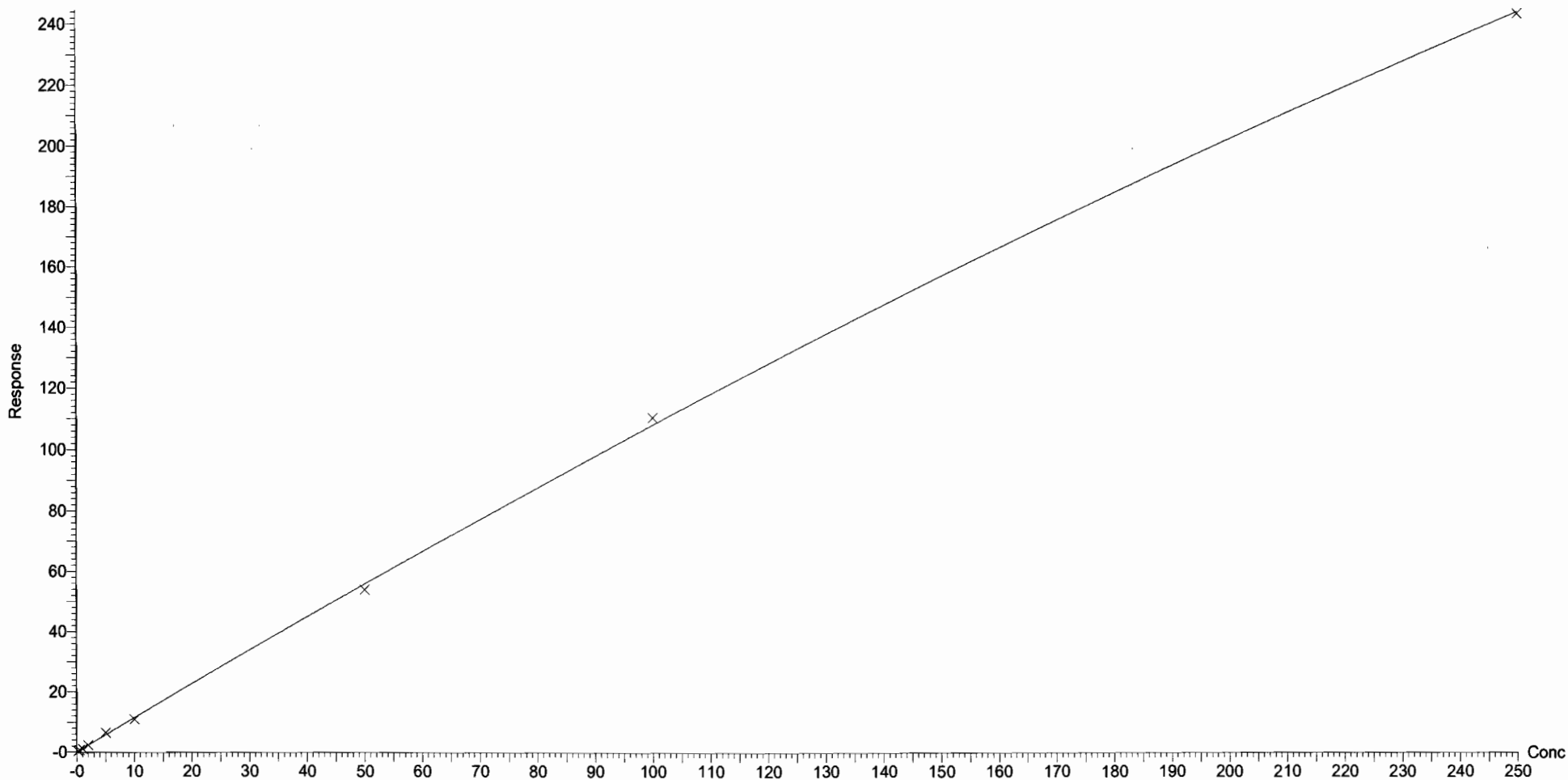
Compound name: PFUDa

Coefficient of Determination: $R^2 = 0.999299$

Calibration curve: $-0.000683877 * x^2 + 1.1487 * x + 0.0222509$

Response type: Internal Std (Ref 46), Area * (IS Conc. / IS Area)

Curve type: 2nd Order, Origin: Exclude, Weighting: 1/x, Axis trans: None



Dataset: U:\Q4.PRO\results\180108M2\180108M2-CRV-B.qld

Last Altered: Tuesday, January 09, 2018 13:40:23 Pacific Standard Time

Printed: Tuesday, January 09, 2018 13:43:01 Pacific Standard Time

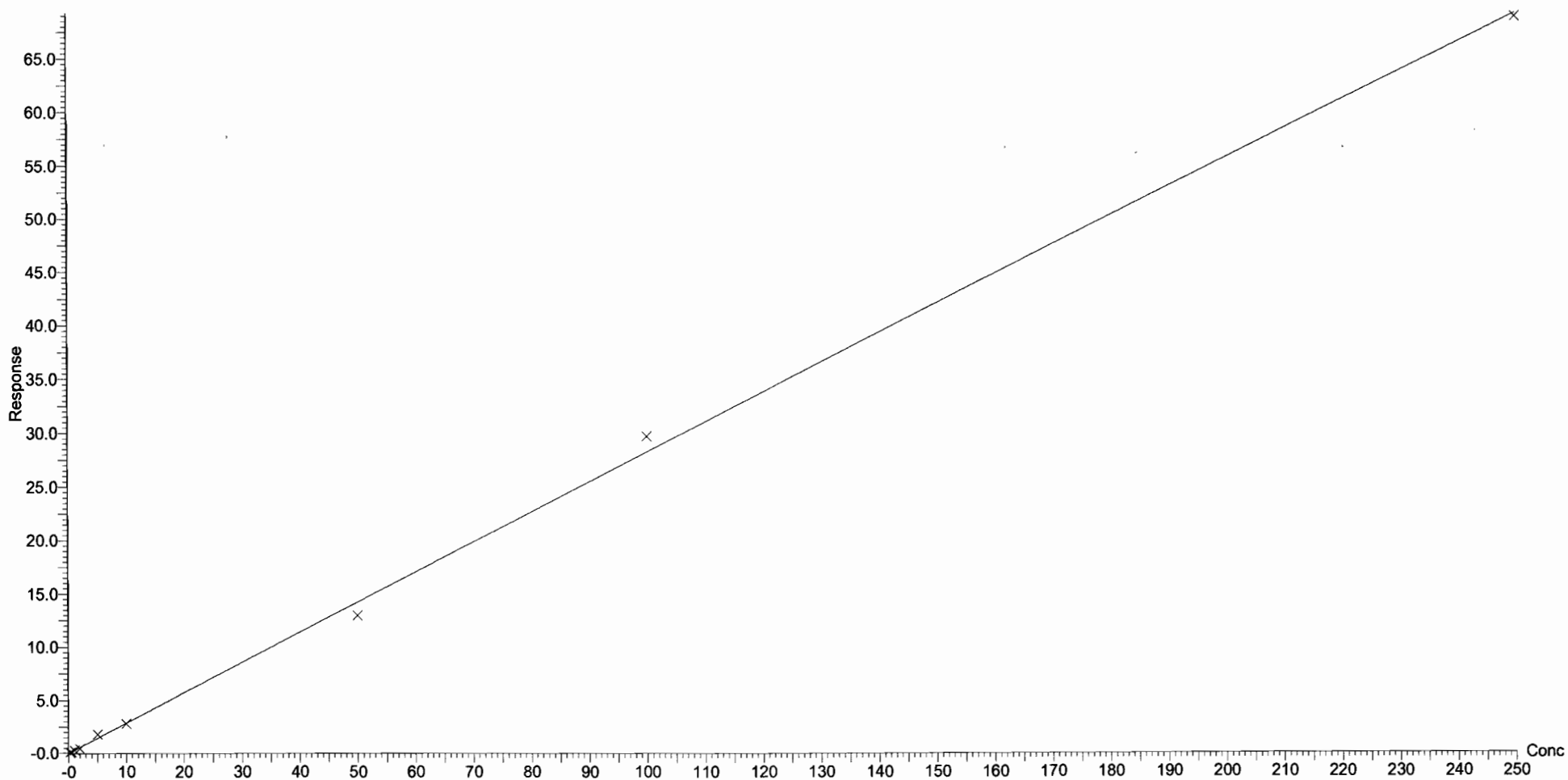
Compound name: PFDS

Coefficient of Determination: $R^2 = 0.996998$

Calibration curve: $-3.67377e-005 * x^2 + 0.286062 * x + -0.00118285$

Response type: Internal Std (Ref 46), Area * (IS Conc. / IS Area)

Curve type: 2nd Order, Origin: Exclude, Weighting: 1/x, Axis trans: None



Dataset: U:\Q4.PRO\results\180108M2\180108M2-CRV-B.qld

Last Altered: Tuesday, January 09, 2018 13:40:23 Pacific Standard Time

Printed: Tuesday, January 09, 2018 13:43:01 Pacific Standard Time

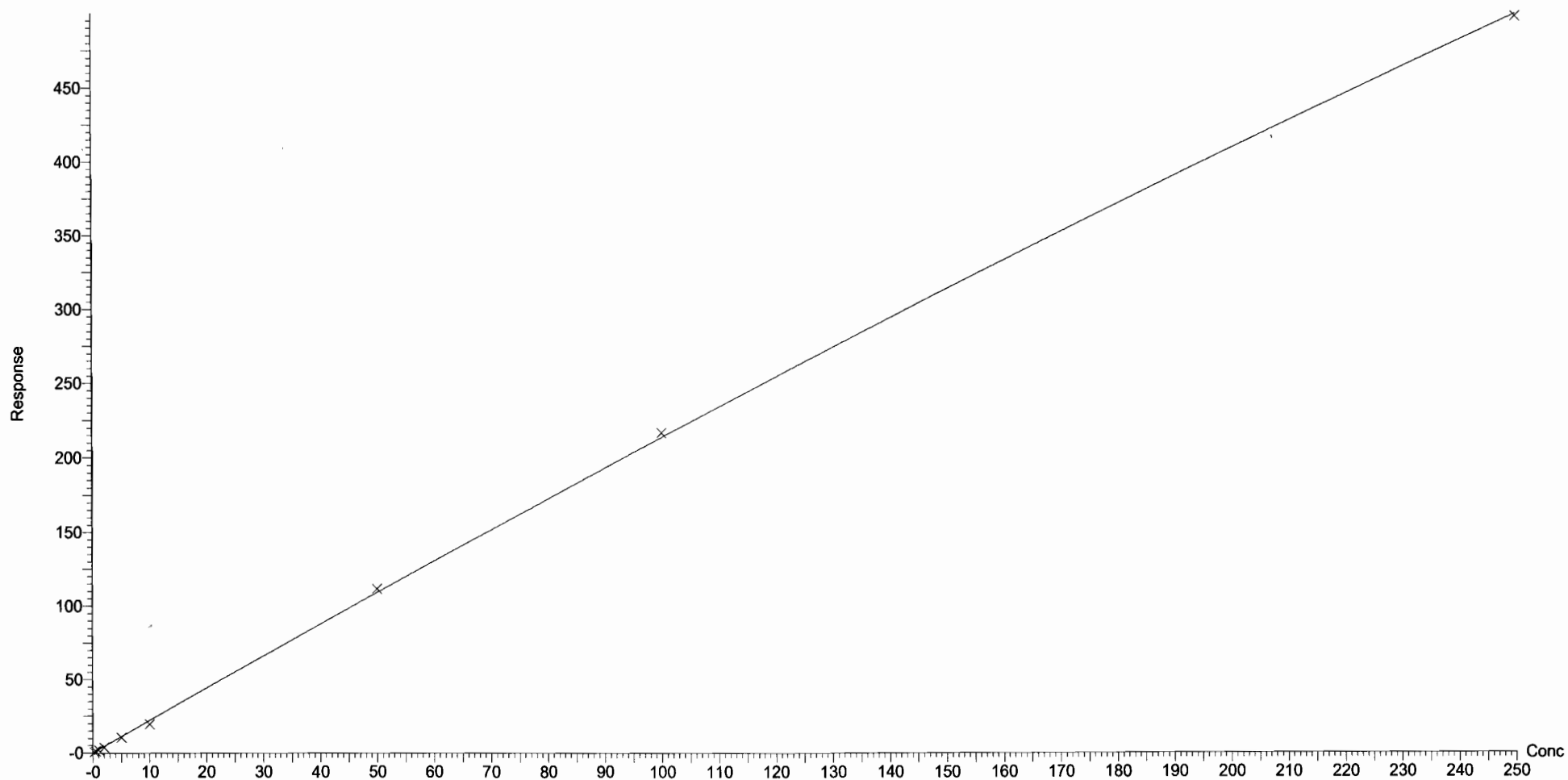
Compound name: PFDoA

Coefficient of Determination: $R^2 = 0.999167$

Calibration curve: $-0.000912755 * x^2 + 2.22756 * x + -0.0196312$

Response type: Internal Std (Ref 47), Area * (IS Conc. / IS Area)

Curve type: 2nd Order, Origin: Exclude, Weighting: 1/x, Axis trans: None



Dataset: U:\Q4.PRO\results\180108M2\180108M2-CRV-B.qld

Last Altered: Tuesday, January 09, 2018 13:40:23 Pacific Standard Time

Printed: Tuesday, January 09, 2018 13:43:01 Pacific Standard Time

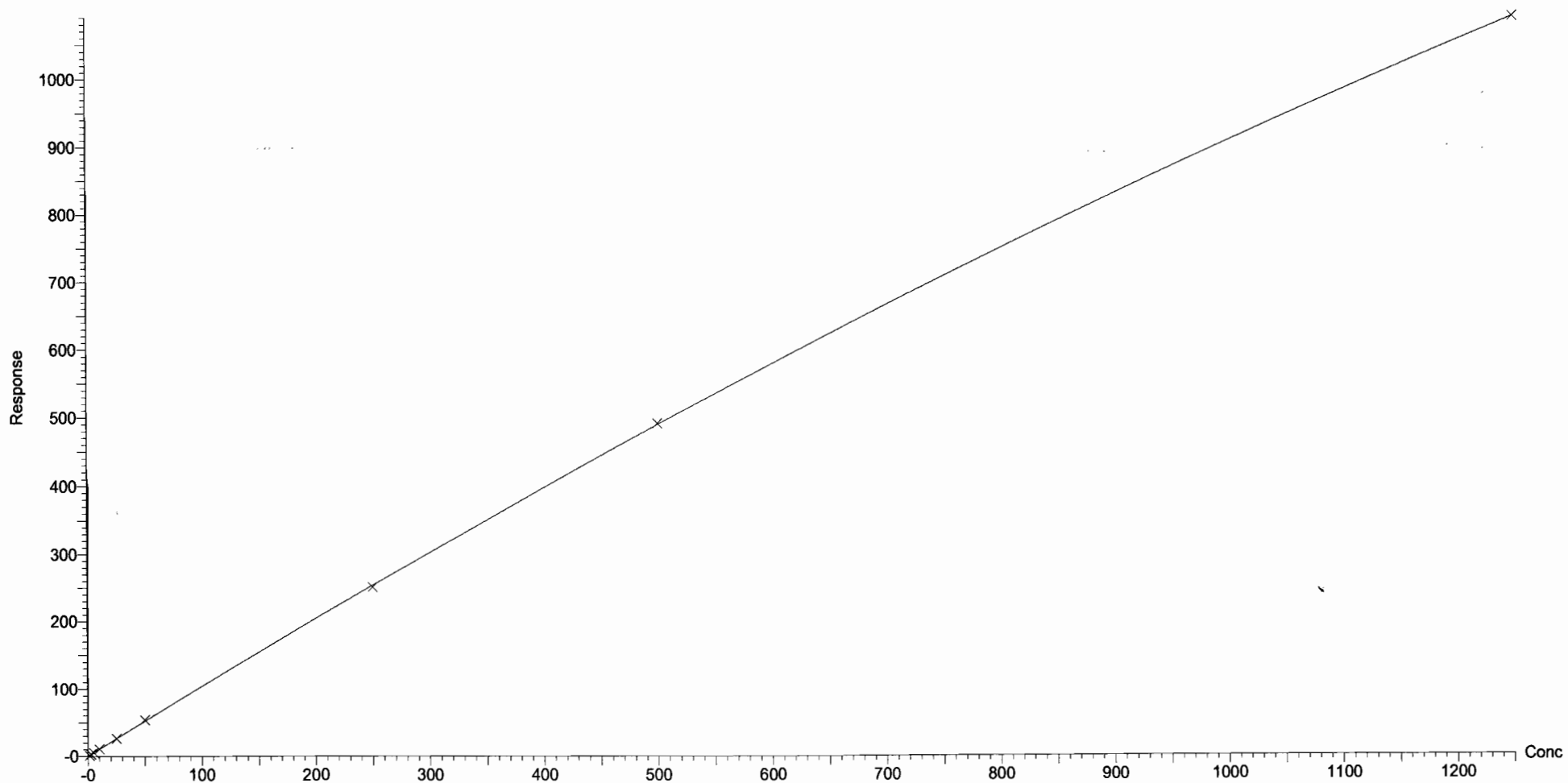
Compound name: N-MeFOSA

Coefficient of Determination: $R^2 = 0.999911$

Calibration curve: $-0.000141495 * x^2 + 1.04902 * x + -0.0884394$

Response type: Internal Std (Ref 48), Area * (IS Conc. / IS Area)

Curve type: 2nd Order, Origin: Include, Weighting: 1/x, Axis trans: None



Dataset: U:\Q4.PRO\results\180108M2\180108M2-CRV-B.qld

Last Altered: Tuesday, January 09, 2018 13:40:23 Pacific Standard Time

Printed: Tuesday, January 09, 2018 13:43:01 Pacific Standard Time

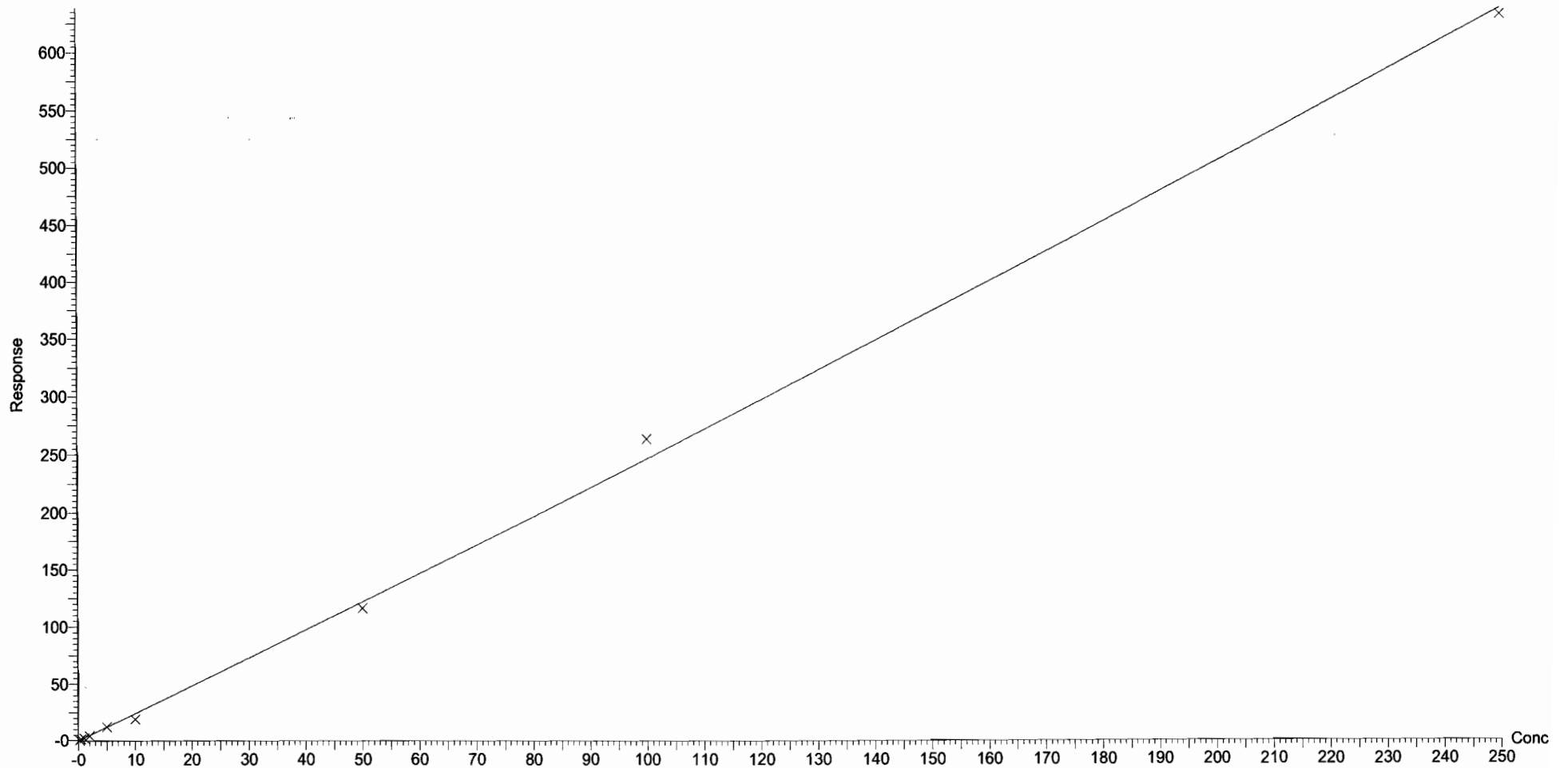
Compound name: PFTrDA

Coefficient of Determination: $R^2 = 0.997425$

Calibration curve: $0.000610148 * x^2 + 2.40132 * x + -0.112201$

Response type: Internal Std (Ref 47), Area * (IS Conc. / IS Area)

Curve type: 2nd Order, Origin: Include, Weighting: 1/x, Axis trans: None



Dataset: U:\Q4.PRO\results\180108M2\180108M2-CRV-B.qld

Last Altered: Tuesday, January 09, 2018 13:40:23 Pacific Standard Time

Printed: Tuesday, January 09, 2018 13:43:01 Pacific Standard Time

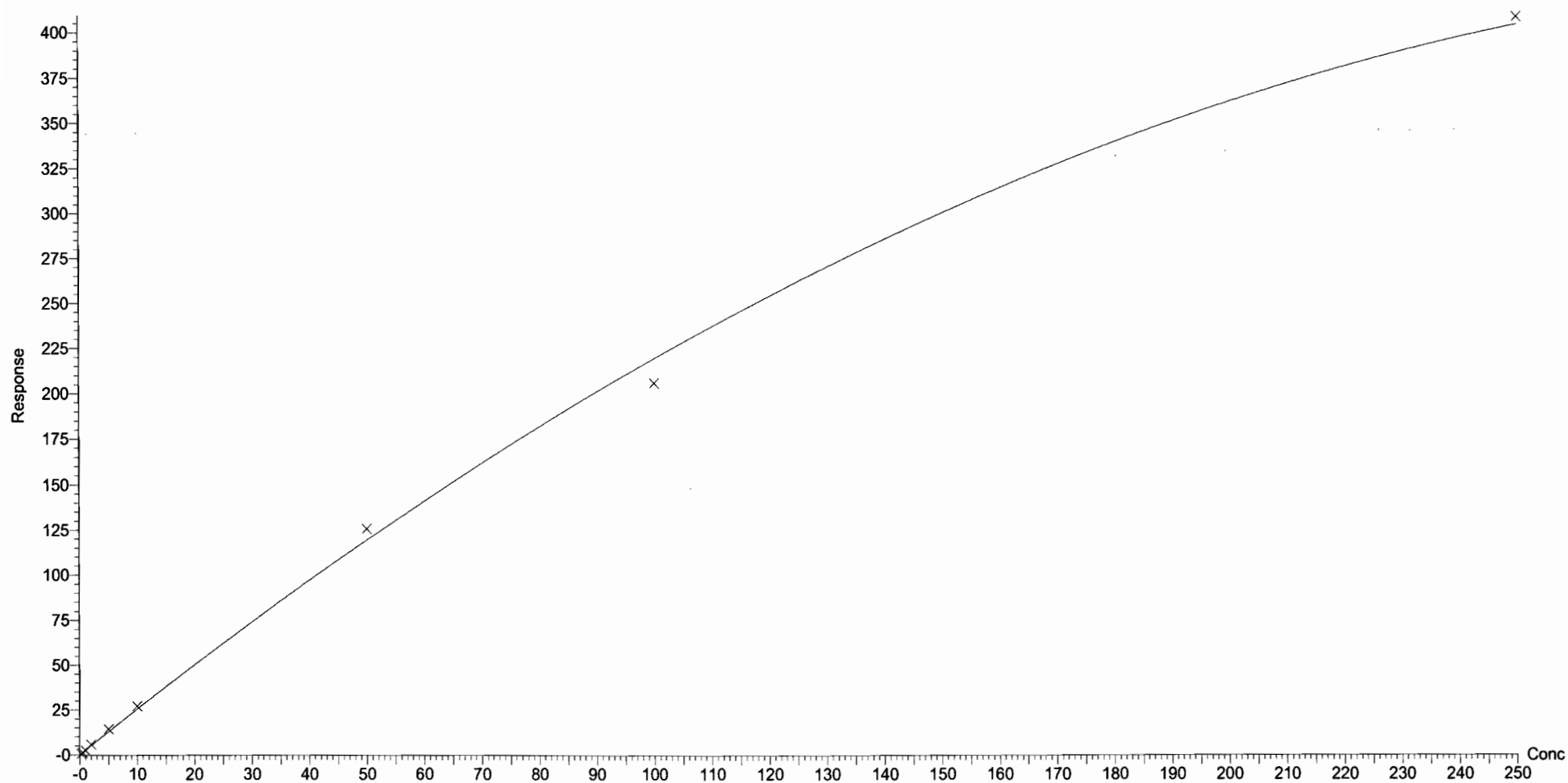
Compound name: PFTeDA

Coefficient of Determination: $R^2 = 0.997464$

Calibration curve: $-0.00383331 * x^2 + 2.57801 * x + 0.0413106$

Response type: Internal Std (Ref 49), Area * (IS Conc. / IS Area)

Curve type: 2nd Order, Origin: Exclude, Weighting: 1/x, Axis trans: None



Dataset: U:\Q4.PRO\results\180108M2\180108M2-CRV-B.qld

Last Altered: Tuesday, January 09, 2018 13:40:23 Pacific Standard Time
Printed: Tuesday, January 09, 2018 13:43:01 Pacific Standard Time

Compound name: N-EtFOSA
Coefficient of Determination: $R^2 = 0.999796$
Calibration curve: $-6.59411e-005 * x^2 + 0.931369 * x + -0.00776819$
Response type: Internal Std (Ref 50), Area * (IS Conc. / IS Area)
Curve type: 2nd Order, Origin: Exclude, Weighting: 1/x, Axis trans: None



Dataset: U:\Q4.PRO\results\180108M2\180108M2-CRV-B.qld

Last Altered: Tuesday, January 09, 2018 13:40:23 Pacific Standard Time

Printed: Tuesday, January 09, 2018 13:43:01 Pacific Standard Time

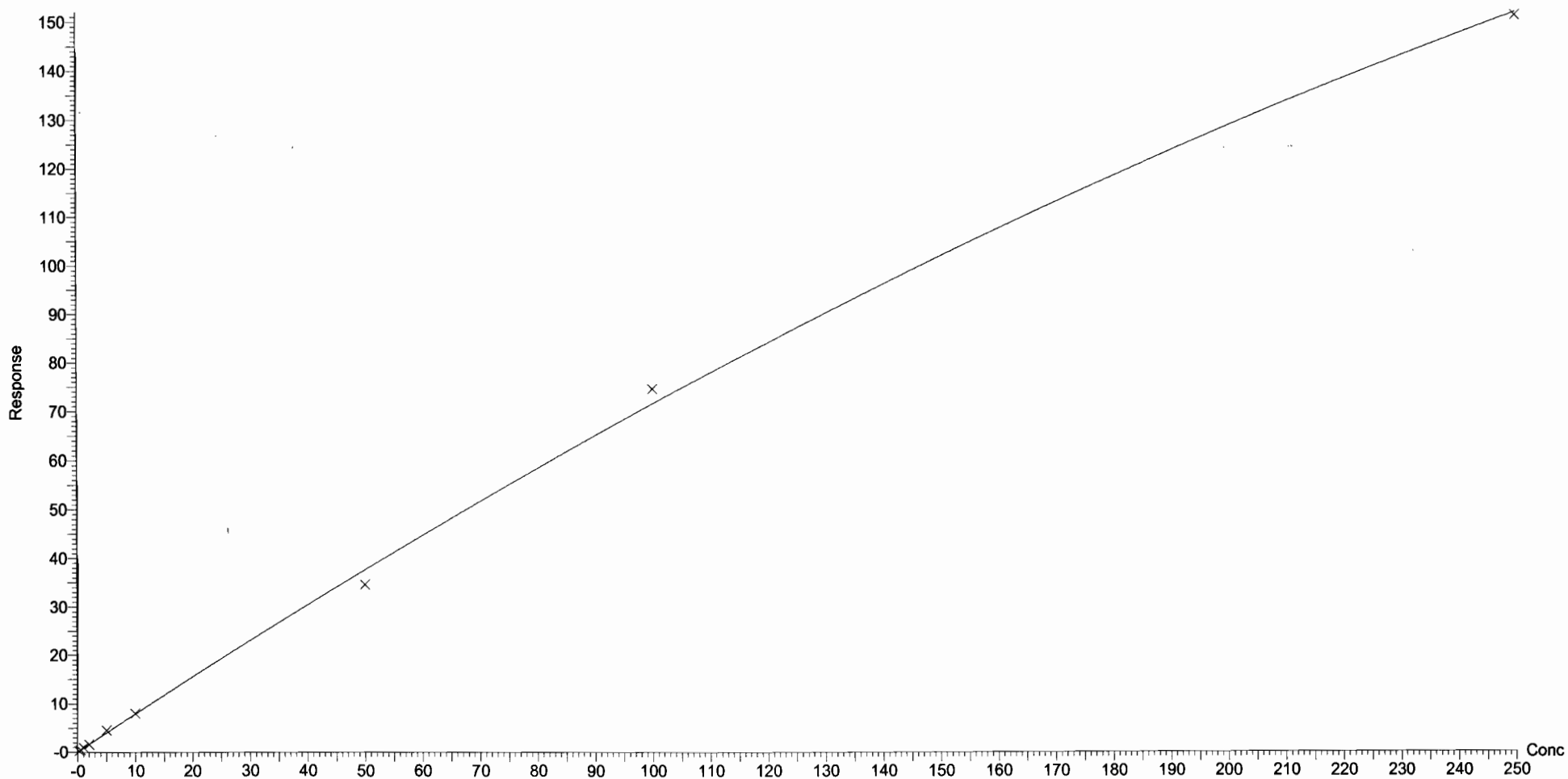
Compound name: PFHxDA

Coefficient of Determination: $R^2 = 0.998105$

Calibration curve: $-0.000711813 * x^2 + 0.785431 * x + 0.0721835$

Response type: Internal Std (Ref 51), Area * (IS Conc. / IS Area)

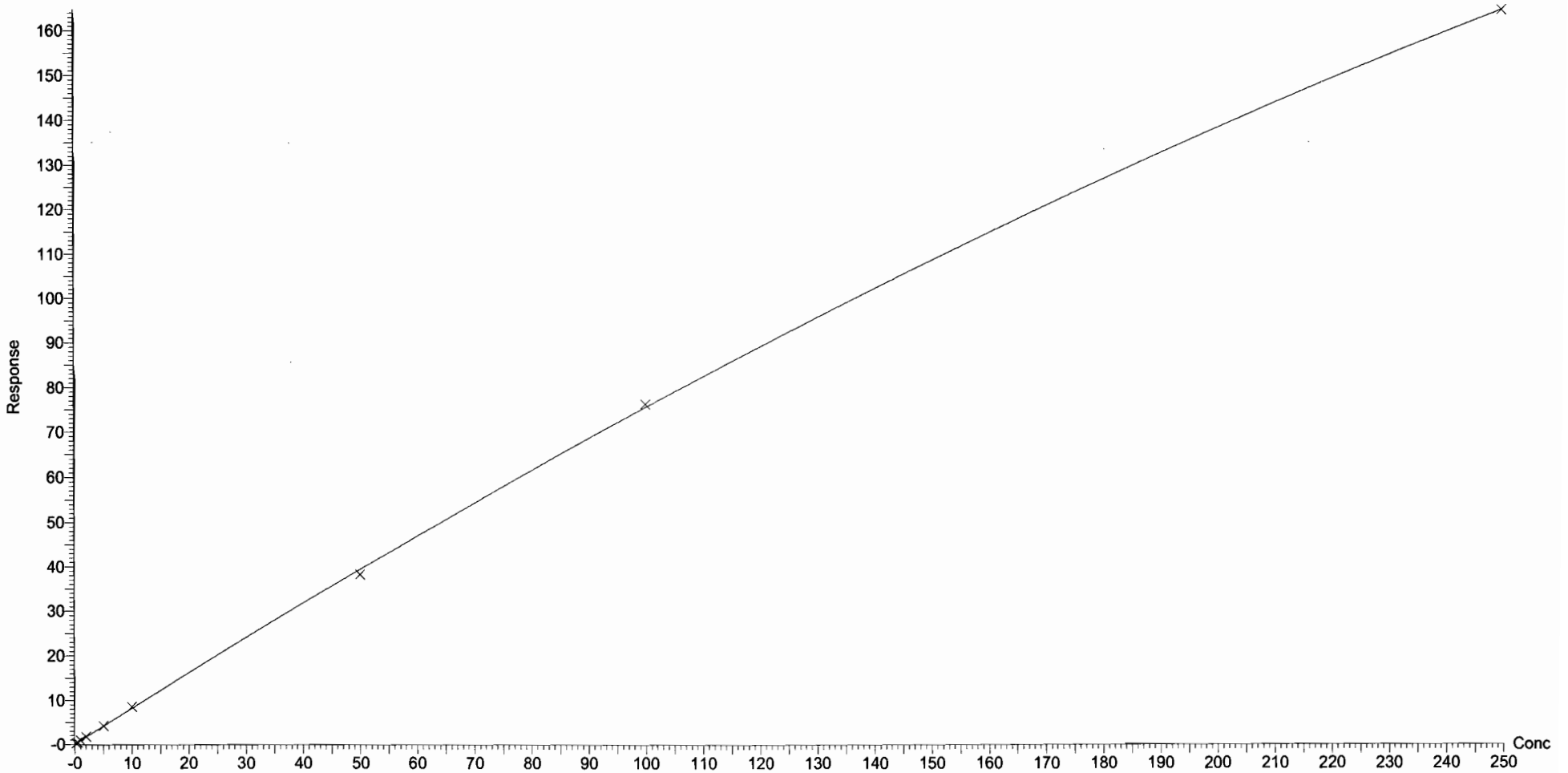
Curve type: 2nd Order, Origin: Exclude, Weighting: 1/x, Axis trans: None



Dataset: U:\Q4.PRO\results\180108M2\180108M2-CRV-B.qld

Last Altered: Tuesday, January 09, 2018 13:40:23 Pacific Standard Time
Printed: Tuesday, January 09, 2018 13:43:01 Pacific Standard Time

Compound name: PFODA
Coefficient of Determination: $R^2 = 0.999722$
Calibration curve: $-0.000640041 * x^2 + 0.818714 * x + 0.044611$
Response type: Internal Std (Ref 51), Area * (IS Conc. / IS Area)
Curve type: 2nd Order, Origin: Include, Weighting: 1/x, Axis trans: None



Dataset: U:\Q4.PRO\results\180108M2\180108M2-CRV-B.qld

Last Altered: Tuesday, January 09, 2018 13:40:23 Pacific Standard Time

Printed: Tuesday, January 09, 2018 13:43:01 Pacific Standard Time

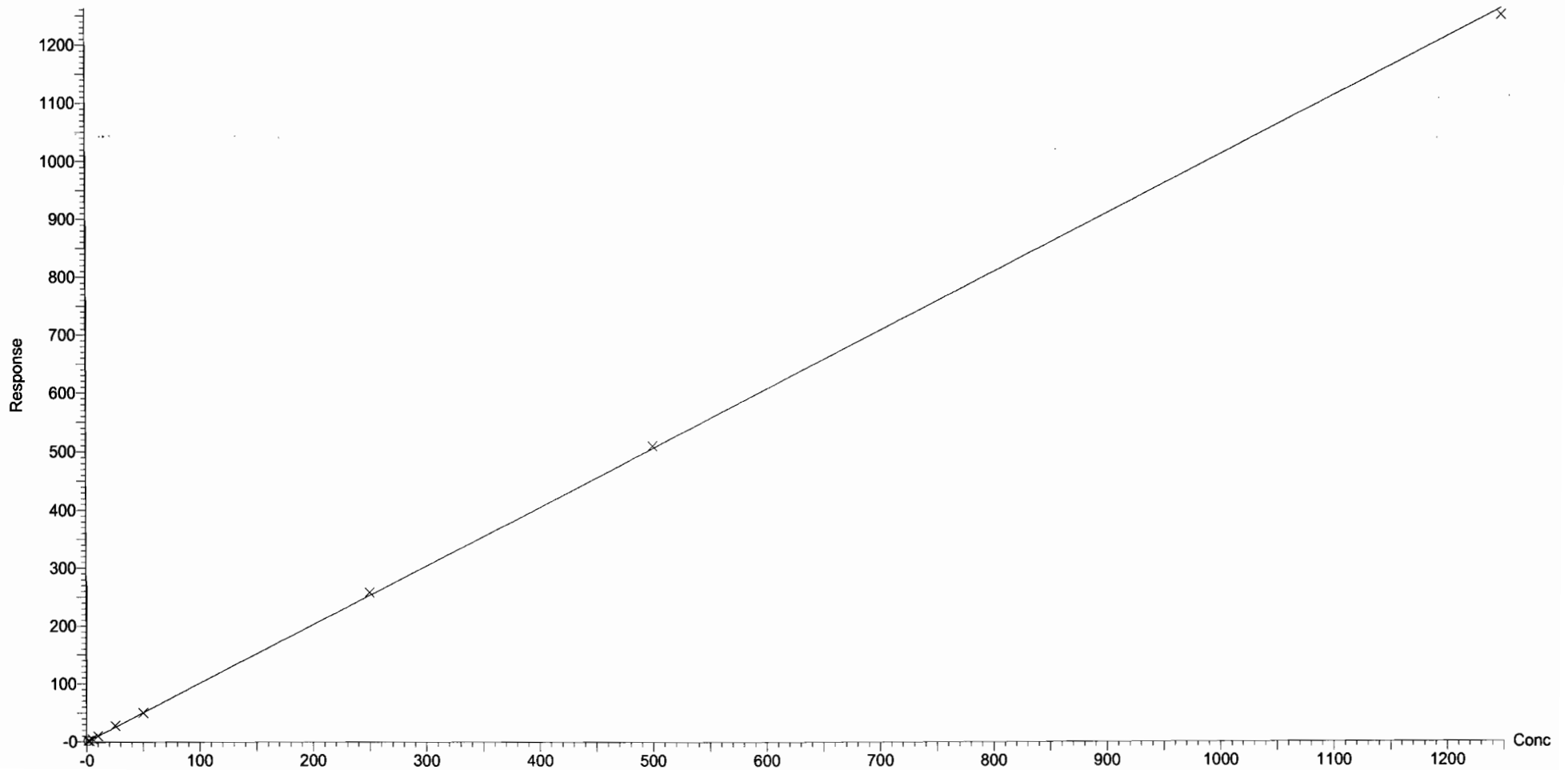
Compound name: N-MeFOSE

Correlation coefficient: $r = 0.999838$, $r^2 = 0.999676$

Calibration curve: $1.0102 * x + -0.528035$

Response type: Internal Std (Ref 52), Area * (IS Conc. / IS Area)

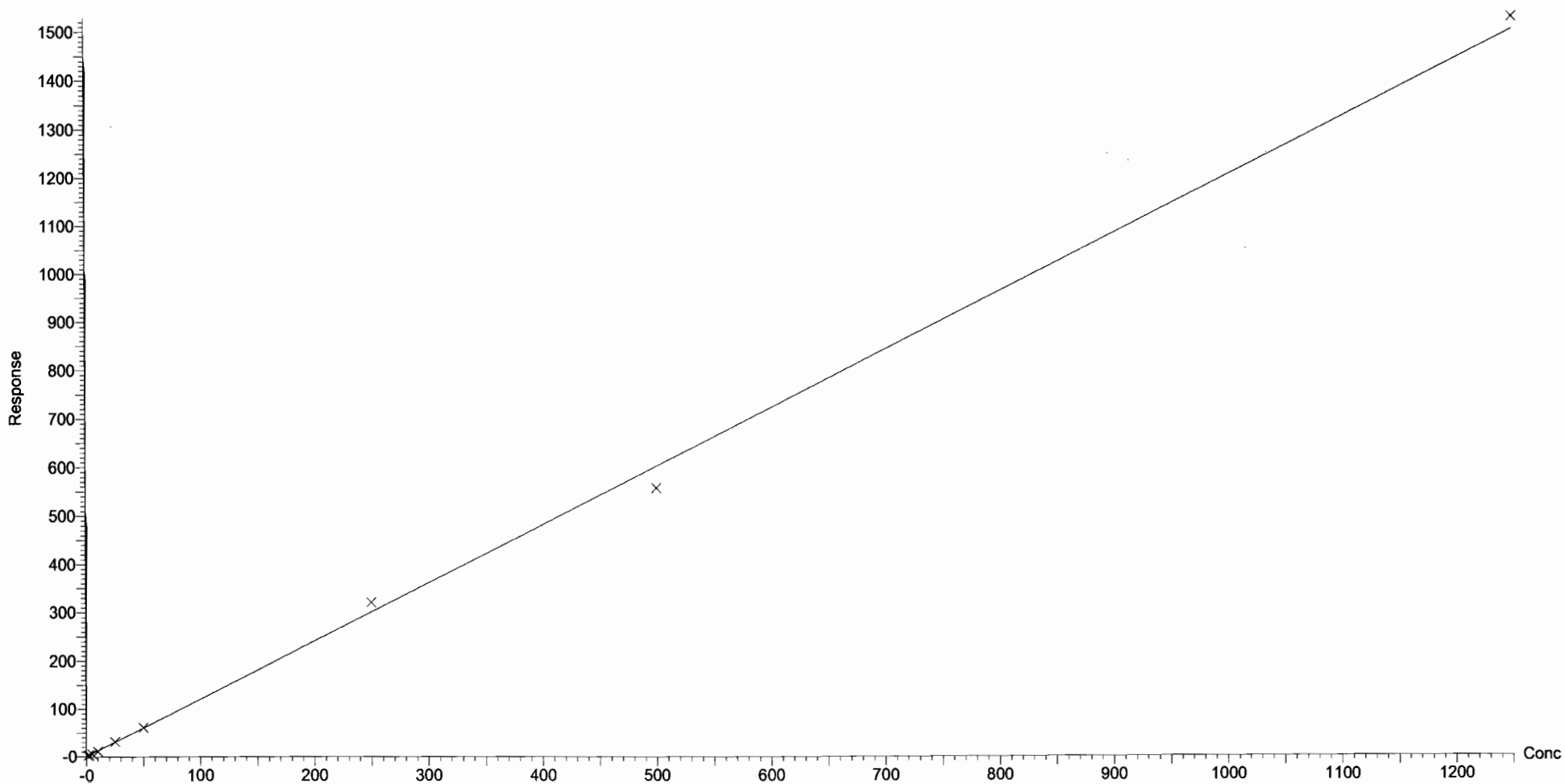
Curve type: Linear, Origin: Exclude, Weighting: 1/x, Axis trans: None



Dataset: U:\Q4.PRO\results\180108M2\180108M2-CRV-B.qld

Last Altered: Tuesday, January 09, 2018 13:40:23 Pacific Standard Time
Printed: Tuesday, January 09, 2018 13:43:01 Pacific Standard Time

Compound name: N-EtFOSE
Correlation coefficient: $r = 0.998887$, $r^2 = 0.997775$
Calibration curve: $1.20231 * x + -0.0116801$
Response type: Internal Std (Ref 53), Area * (IS Conc. / IS Area)
Curve type: Linear, Origin: Exclude, Weighting: 1/x, Axis trans: None



Dataset: U:\Q4.PRO\results\180108M2\180108M2-CRV-B.qld

Last Altered: Tuesday, January 09, 2018 12:49:43 Pacific Standard Time

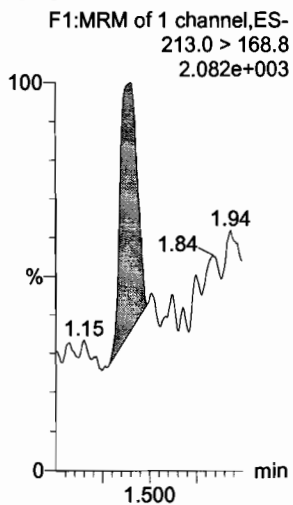
Printed: Tuesday, January 09, 2018 12:55:18 Pacific Standard Time

Method: U:\Q4.PRO\MethDB\PFAS_FULL_80C_010818.mdb 09 Jan 2018 10:00:24


Calibration: U:\Q4.PRO\CurveDB\C18_VAL-PFAS_Q4_01-08-18_FULL-M2B.cdb 09 Jan 2018 12:49:41

Name: 180108M2_1, Date: 09-Jan-2018, Time: 00:36:40, ID: ST180108M2-1 PFC CS-2 18A0806, Description: ST180108M2-1 PFC CS-2 18A0806

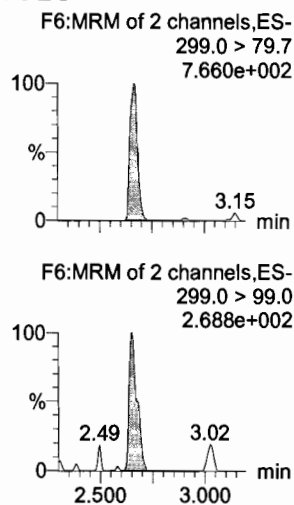
PFBA



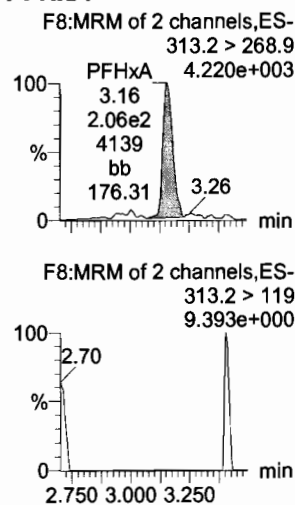
PFPeA



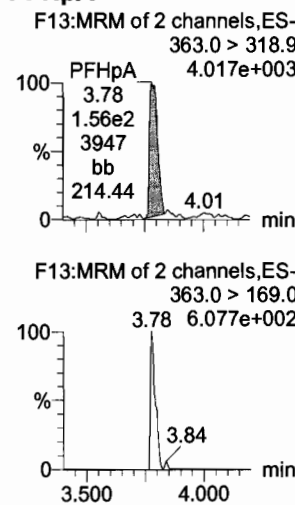
PFBS



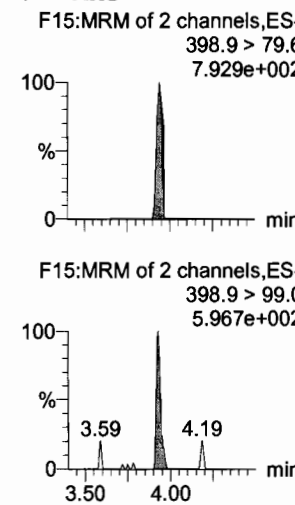
PFHxA




PFHpA



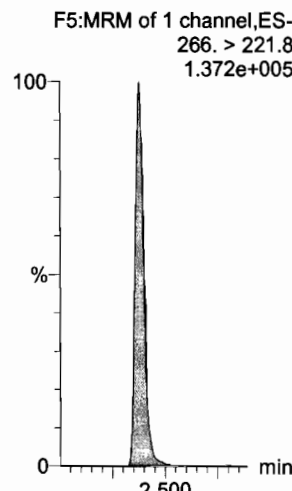
L-PFHxS



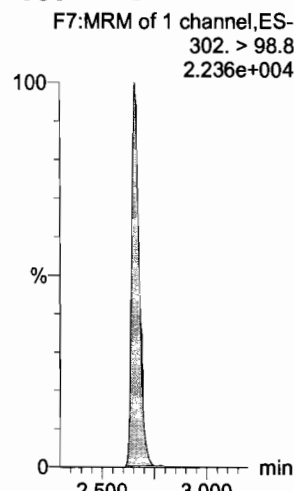
13C3-PFBA



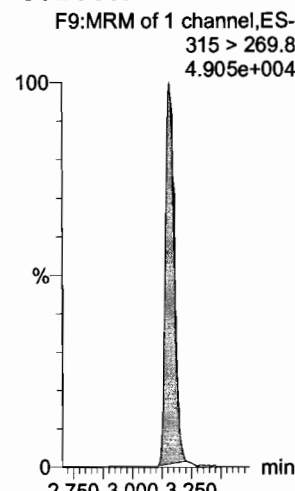
13C3-PFPeA



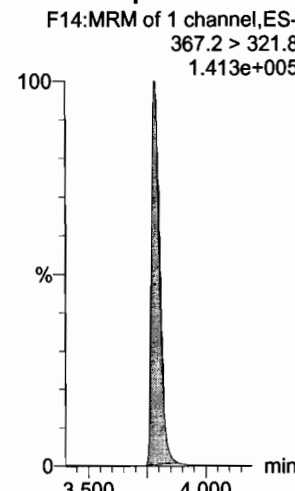
13C3-PFBS



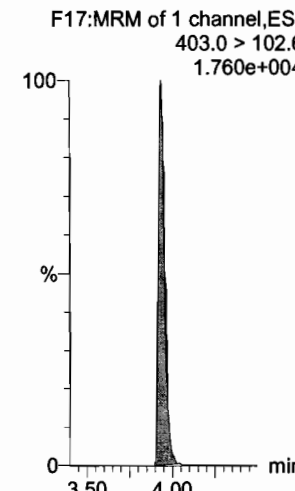
13C2-PFHxA



13C4-PFHpA



18O2-PFHxS



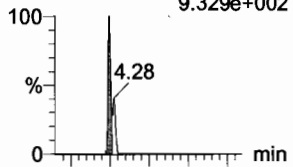
Dataset: U:\Q4.PRO\results\180108M2\180108M2-CRV-B.qld

Last Altered: Tuesday, January 09, 2018 12:49:43 Pacific Standard Time
Printed: Tuesday, January 09, 2018 12:55:18 Pacific Standard Time

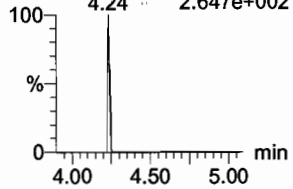
Name: 180108M2_1, Date: 09-Jan-2018, Time: 00:36:40, ID: ST180108M2-1 PFC CS-2 18A0806, Description: ST180108M2-1 PFC CS-2 18A0806

6:2 FTS

F21:MRM of 2 channels,ES-
427.1 > 407
9.329e+002

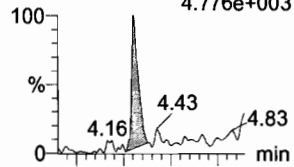


F21:MRM of 2 channels,ES-
427.1 > 80
2.647e+002

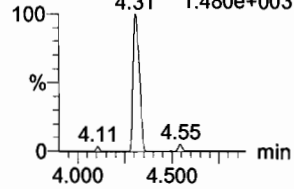


L-PFOA

F18:MRM of 2 channels,ES-
413 > 368.7
4.776e+003

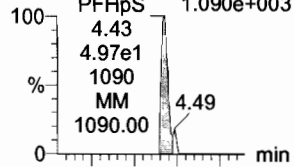


F18:MRM of 2 channels,ES-
413 > 169
1.480e+003

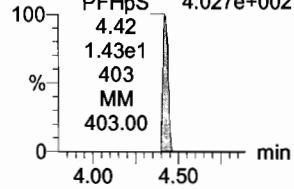


PFHpS

F23:MRM of 2 channels,ES-
449 > 80.0
1.090e+003

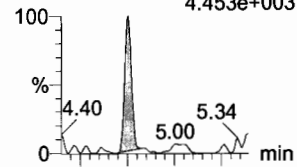


F23:MRM of 2 channels,ES-
449 > 98.7
4.027e+002

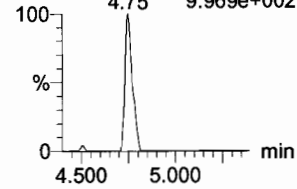


PFNA

F24:MRM of 2 channels,ES-
463.0 > 418.8
4.453e+003




F24:MRM of 2 channels,ES-
463.0 > 219.0
9.969e+002

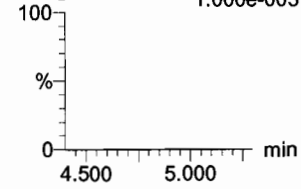


PFOSA

F27:MRM of 2 channels,ES-
498.1 > 77.8
1.220e+003

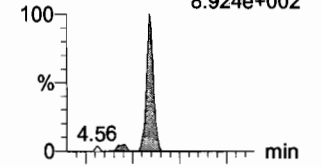


F27:MRM of 2 channels,ES-
498.1 > 478
1.000e-003

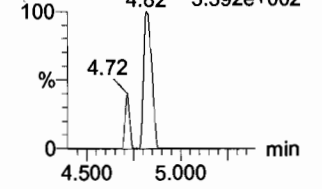


L-PFOS

F29:MRM of 2 channels,ES-
499 > 79.9
8.924e+002




F29:MRM of 2 channels,ES-
499 > 99
3.392e+002



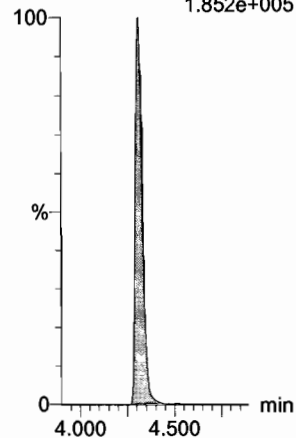
13C2-6:2 FTS

F22:MRM of 1 channel,ES-
429.1 > 408.9
3.834e+004



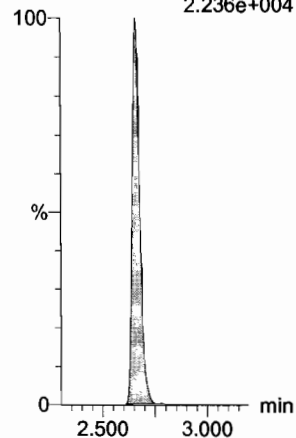
13C2-PFOA

F19:MRM of 1 channel,ES-
414.9 > 369.7
1.852e+005



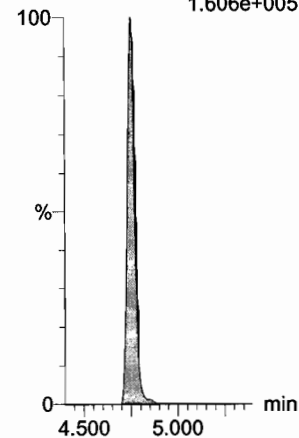
13C3-PFBS

F7:MRM of 1 channel,ES-
302. > 98.8
2.236e+004



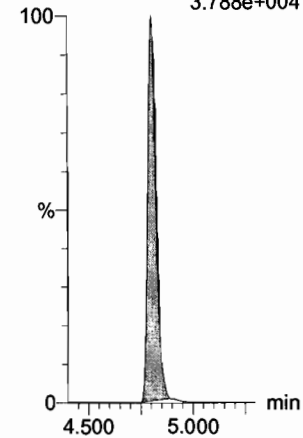
13C5-PFNA

F25:MRM of 1 channel,ES-
468.2 > 422.9
1.606e+005



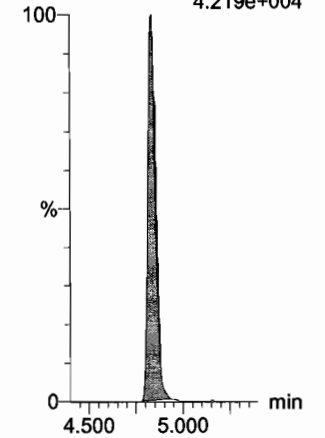
13C8-PFOA

F31:MRM of 1 channel,ES-
506.1 > 77.7
3.788e+004



13C8-PFOS

F32:MRM of 1 channel,ES-
507.0 > 79.9
4.219e+004



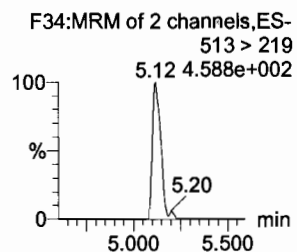
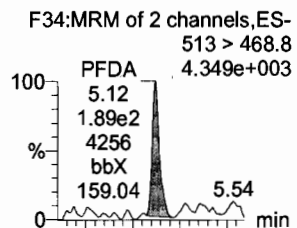
Dataset: U:\Q4.PRO\results\180108M2\180108M2-CRV-B.qld

Last Altered: Tuesday, January 09, 2018 12:49:43 Pacific Standard Time


Printed: Tuesday, January 09, 2018 12:55:18 Pacific Standard Time

Name: 180108M2_1, Date: 09-Jan-2018, Time: 00:36:40, ID: ST180108M2-1 PFC CS-2 18A0806, Description: ST180108M2-1 PFC CS-2 18A0806

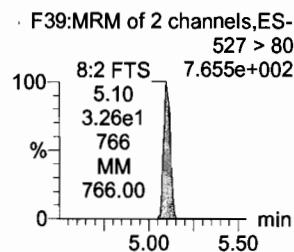
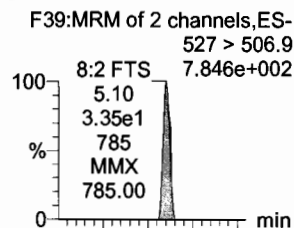
PFDA




13C2-PFDA



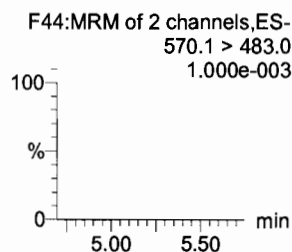
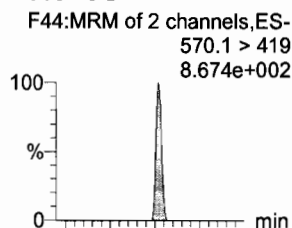
8:2 FTS



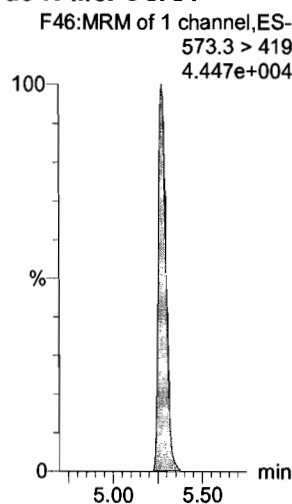
13C2-8:2 FTS



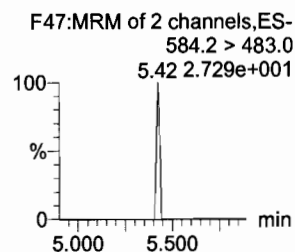
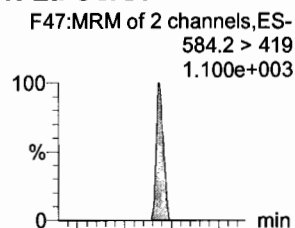
N-MeFOSAA



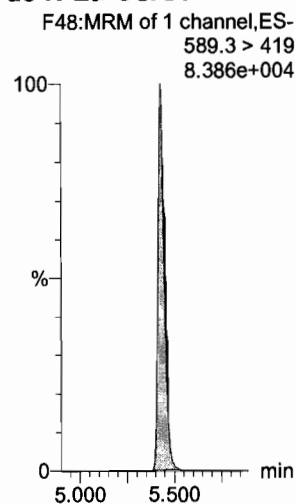
d3-N-MeFOSAA



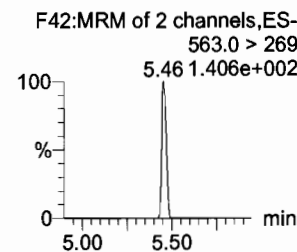
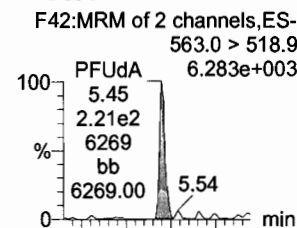
N-EtFOSAA




d5-N-EtFOSAA



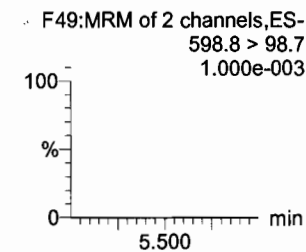
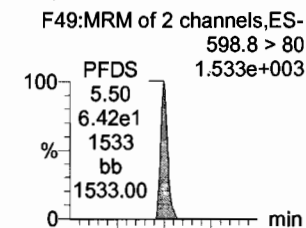
PFUdA



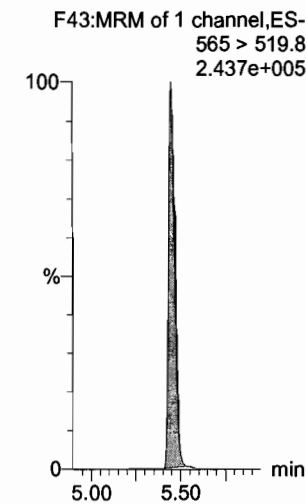
13C2-PFUdA



PFDS



13C2-PFUdA

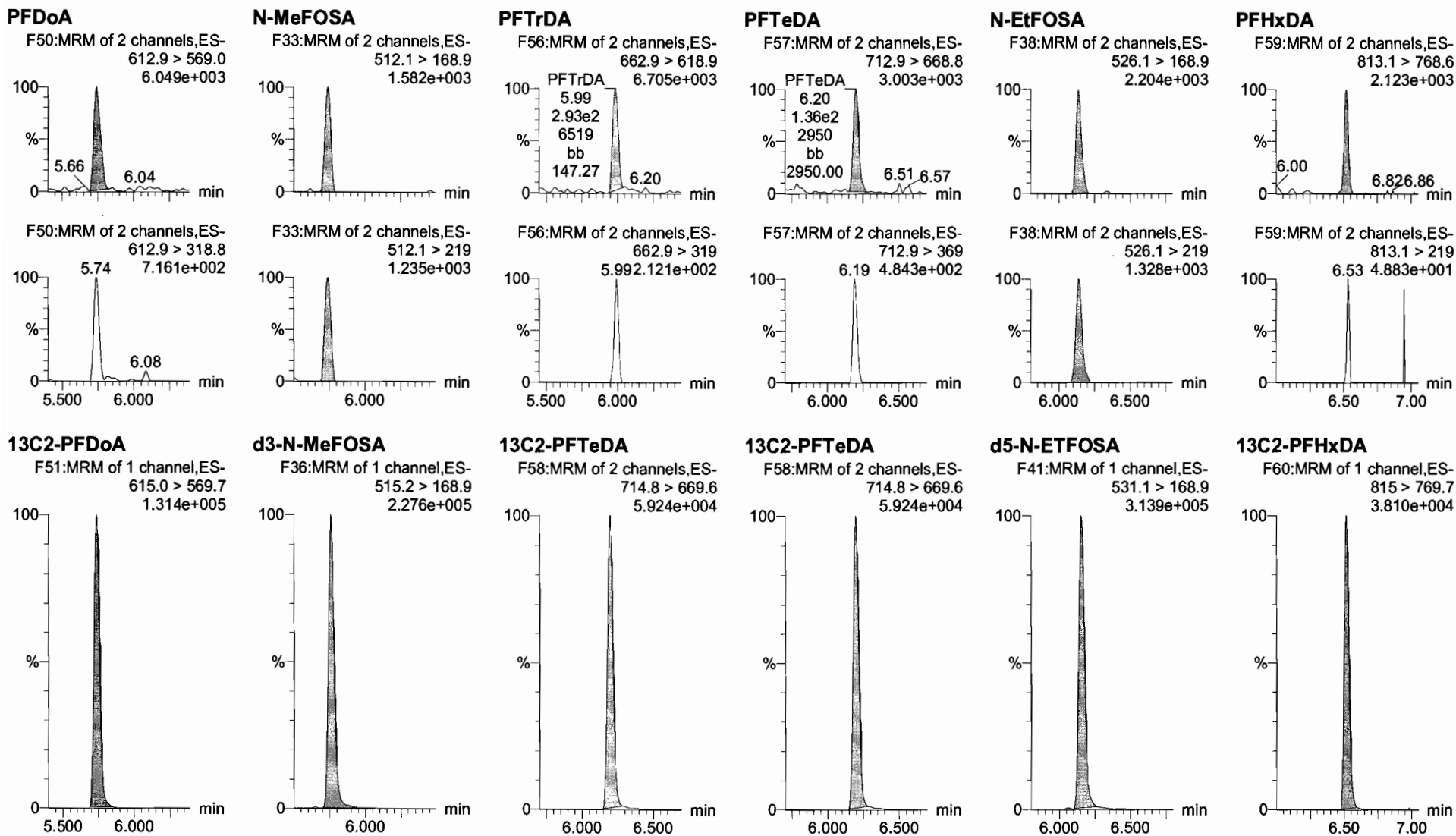


Dataset: U:\Q4.PRO\results\180108M2\180108M2-CRV-B.qld

Last Altered: Tuesday, January 09, 2018 12:49:43 Pacific Standard Time

Printed: Tuesday, January 09, 2018 12:55:18 Pacific Standard Time

Name: 180108M2_1, Date: 09-Jan-2018, Time: 00:36:40, ID: ST180108M2-1 PFC CS-2 18A0806, Description: ST180108M2-1 PFC CS-2 18A0806

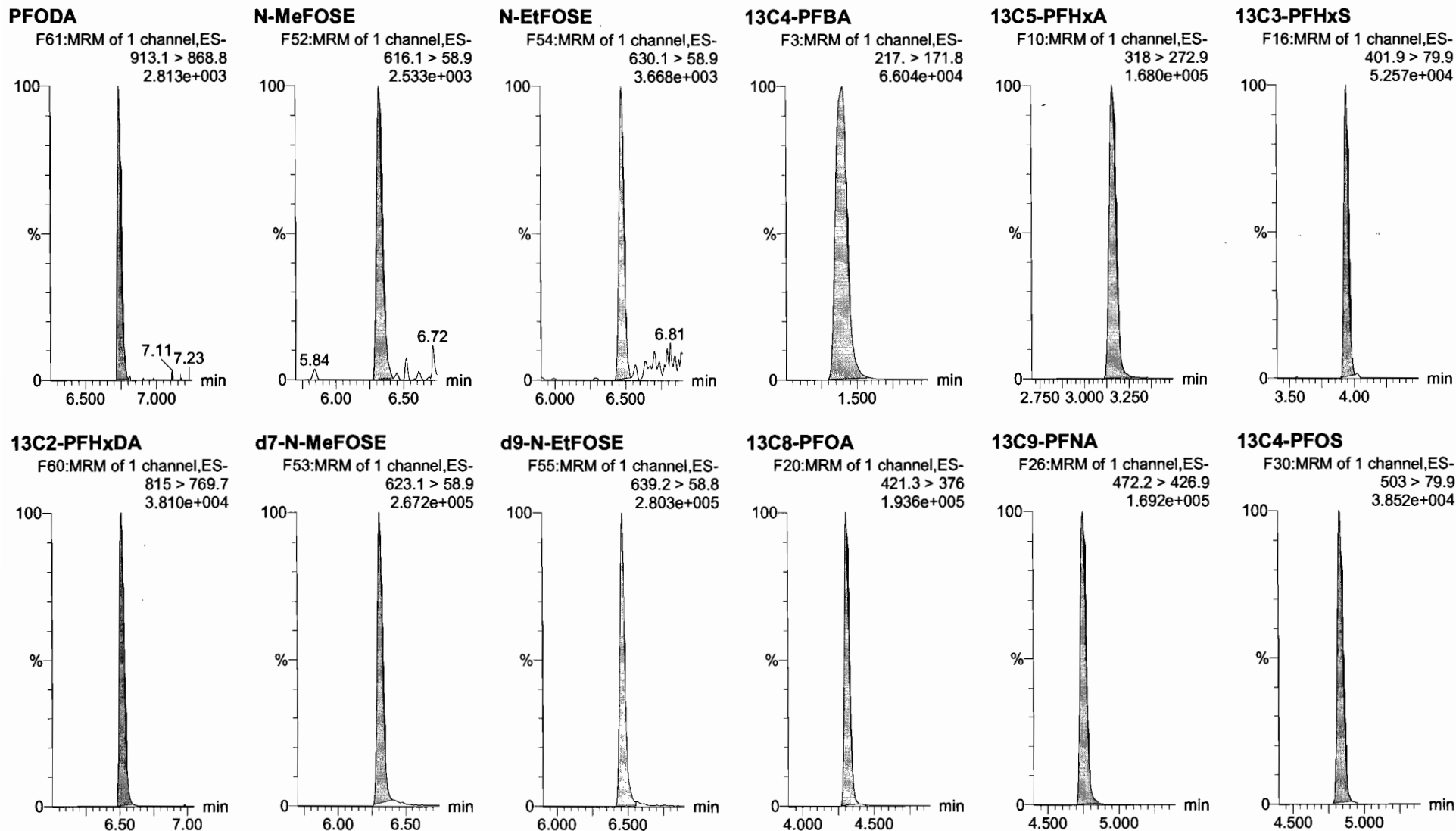


Dataset: U:\Q4.PRO\results\180108M2\180108M2-CRV-B.qld

Last Altered: Tuesday, January 09, 2018 12:49:43 Pacific Standard Time

Printed: Tuesday, January 09, 2018 12:55:18 Pacific Standard Time

Name: 180108M2_1, Date: 09-Jan-2018, Time: 00:36:40, ID: ST180108M2-1 PFC CS-2 18A0806, Description: ST180108M2-1 PFC CS-2 18A0806



Dataset: U:\Q4.PRO\results\180108M2\180108M2-CRV-B.qld


Last Altered: Tuesday, January 09, 2018 12:49:43 Pacific Standard Time

Printed: Tuesday, January 09, 2018 12:55:18 Pacific Standard Time

Name: 180108M2_1, Date: 09-Jan-2018, Time: 00:36:40, ID: ST180108M2-1 PFC CS-2 18A0806, Description: ST180108M2-1 PFC CS-2 18A0806


13C6-PFDA

F37:MRM of 1 channel,ES-
519.1 > 473.7
1.434e+005



13C7-PFUdA

F45:MRM of 1 channel,ES-
570.1 > 524.8
1.907e+005



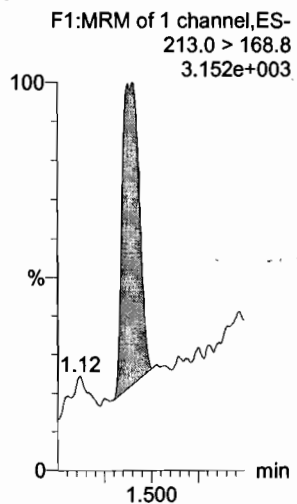
Dataset: U:\Q4.PRO\results\180108M2\180108M2-CRV-B.qld

Last Altered: Tuesday, January 09, 2018 12:49:43 Pacific Standard Time

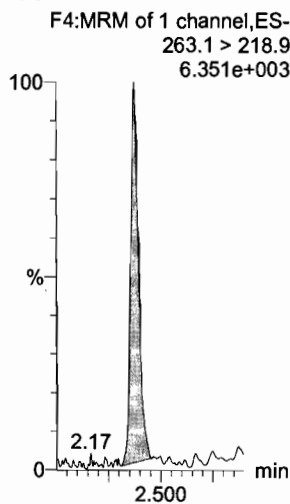
Printed: Tuesday, January 09, 2018 12:55:18 Pacific Standard Time

Name: 180108M2_2, Date: 09-Jan-2018, Time: 00:47:55, ID: ST180108M2-2 PFC CS-1 18A0807, Description: ST180108M2-2 PFC CS-1 18A0807

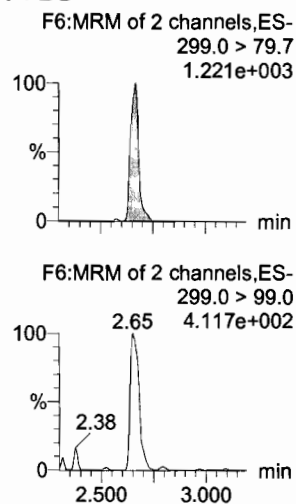
PFBA



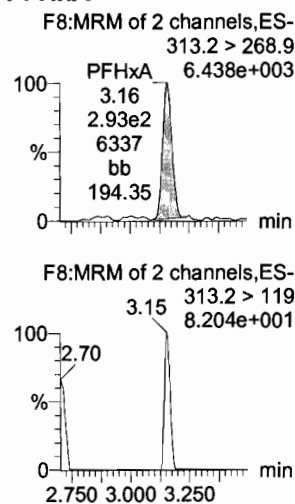
PFPeA



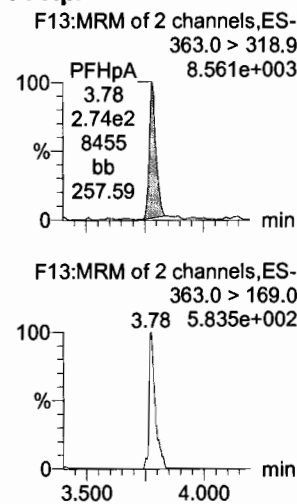
PFBS



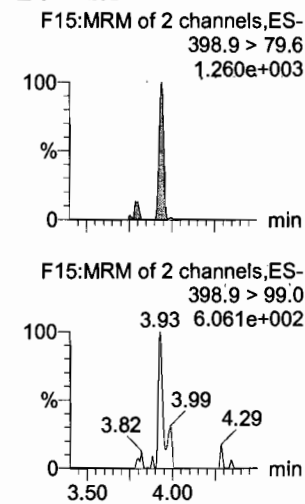
PFHxA



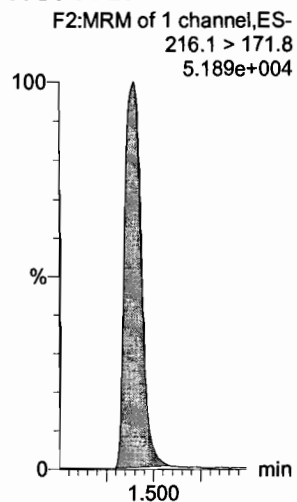
PFHpA



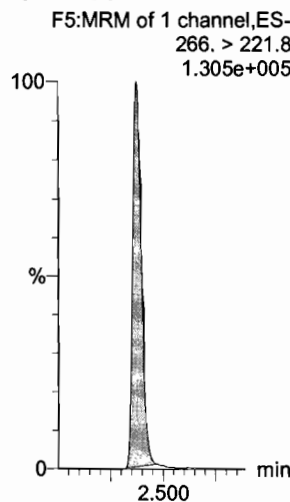
L-PFHxS



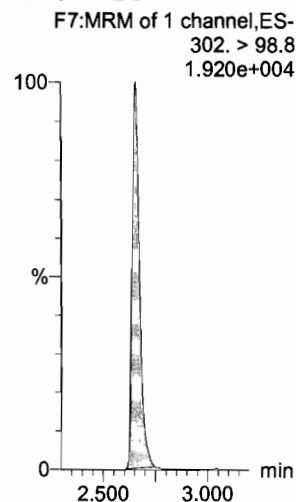
13C3-PFBA



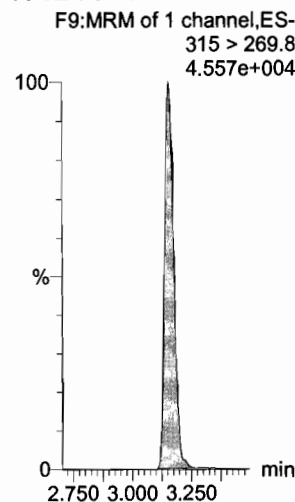
13C3-PFPeA



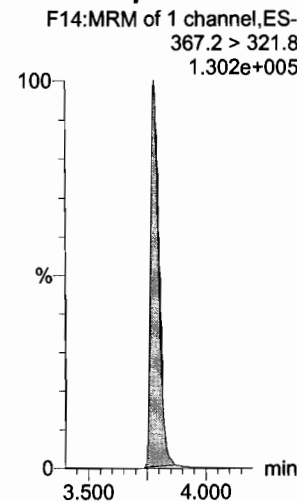
13C3-PFBS



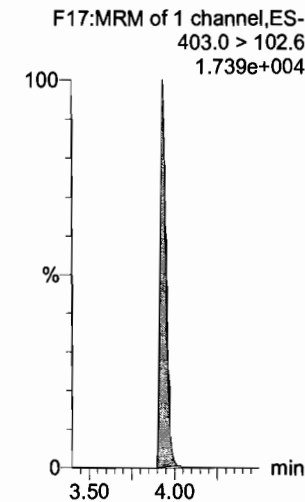
13C2-PFHxA



13C4-PFHpA



18O2-PFHxS



Dataset: U:\Q4.PRO\results\180108M2\180108M2-CRV-B.qld

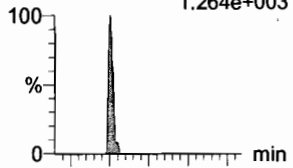
Last Altered: Tuesday, January 09, 2018 12:49:43 Pacific Standard Time

Printed: Tuesday, January 09, 2018 12:55:18 Pacific Standard Time

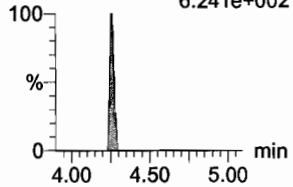
Name: 180108M2_2, Date: 09-Jan-2018, Time: 00:47:55, ID: ST180108M2-2 PFC CS-1 18A0807, Description: ST180108M2-2 PFC CS-1 18A0807

6:2 FTS

F21:MRM of 2 channels,ES-
427.1 > 407
1.264e+003

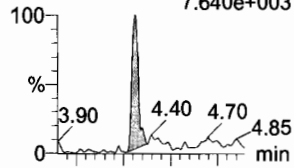


F21:MRM of 2 channels,ES-
427.1 > 80
6.241e+002

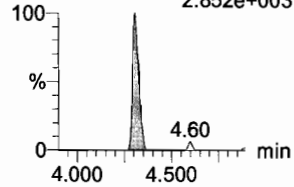


L-PFOA

F18:MRM of 2 channels,ES-
413 > 368.7
7.640e+003

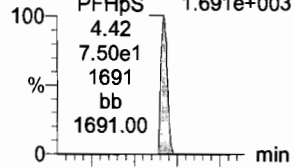


F18:MRM of 2 channels,ES-
413 > 169
2.852e+003

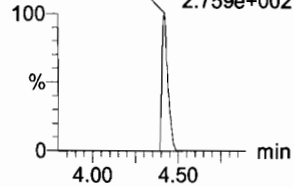


PFHpS

F23:MRM of 2 channels,ES-
449 > 80.0
1.691e+003

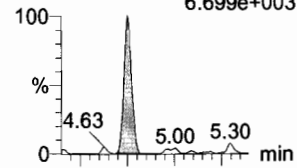


F23:MRM of 2 channels,ES-
449 > 98.7
2.759e+002

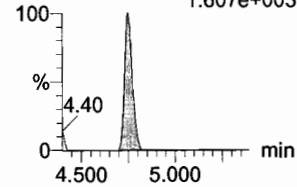


PFNA

F24:MRM of 2 channels,ES-
463.0 > 418.8
6.699e+003

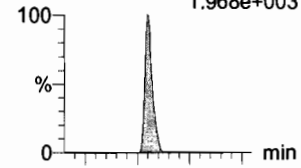


F24:MRM of 2 channels,ES-
463.0 > 219.0
1.607e+003

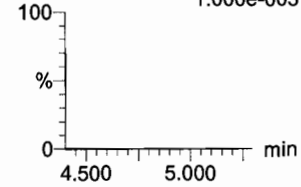


PFOSA

F27:MRM of 2 channels,ES-
498.1 > 77.8
1.968e+003

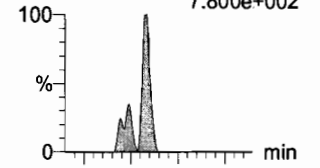


F27:MRM of 2 channels,ES-
498.1 > 478
1.000e-003

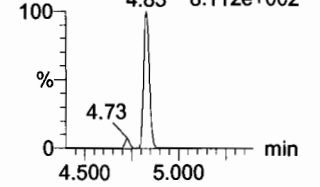


L-PFOS

F29:MRM of 2 channels,ES-
499 > 79.9
7.800e+002




F29:MRM of 2 channels,ES-
499 > 99
8.112e+002



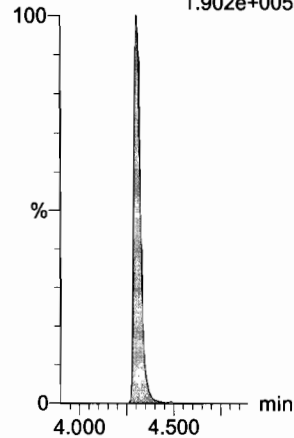
13C2-6:2 FTS

F22:MRM of 1 channel,ES-
429.1 > 408.9
3.633e+004



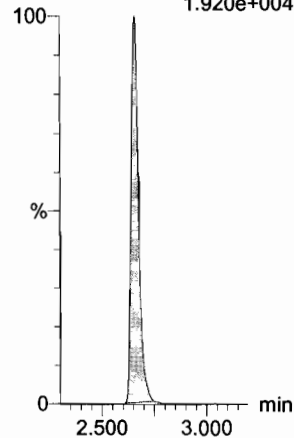
13C2-PFOA

F19:MRM of 1 channel,ES-
414.9 > 369.7
1.902e+005



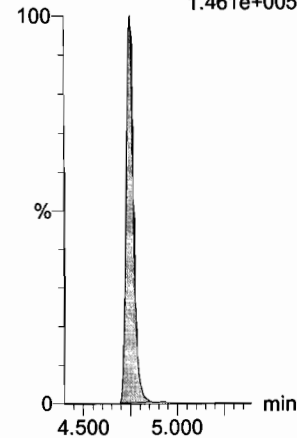
13C3-PFBS

F7:MRM of 1 channel,ES-
302. > 98.8
1.920e+004



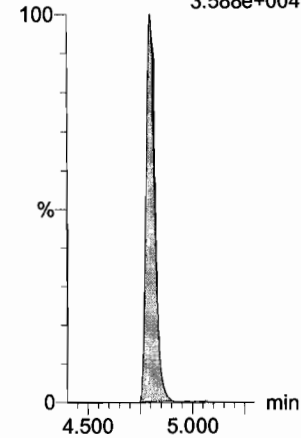
13C5-PFNA

F25:MRM of 1 channel,ES-
468.2 > 422.9
1.461e+005



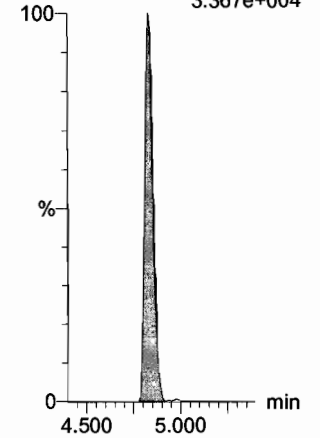
13C8-PFOA

F31:MRM of 1 channel,ES-
506.1 > 77.7
3.588e+004



13C8-PFOS

F32:MRM of 1 channel,ES-
507.0 > 79.9
3.367e+004

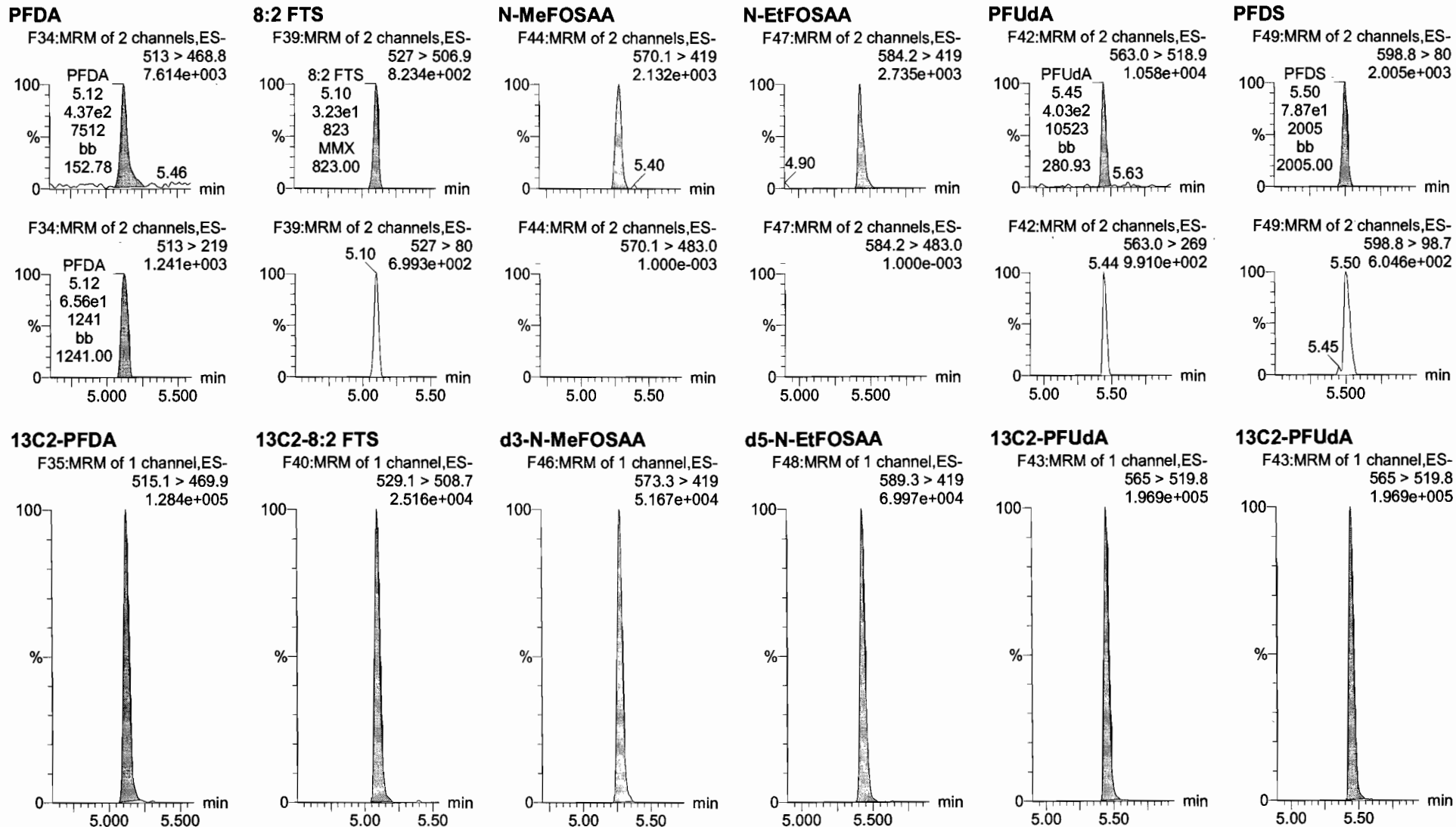


Dataset: U:\Q4.PRO\results\180108M2\180108M2-CRV-B.qld

Last Altered: Tuesday, January 09, 2018 12:49:43 Pacific Standard Time

Printed: Tuesday, January 09, 2018 12:55:18 Pacific Standard Time

Name: 180108M2_2, Date: 09-Jan-2018, Time: 00:47:55, ID: ST180108M2-2 PFC CS-1 18A0807, Description: ST180108M2-2 PFC CS-1 18A0807



Dataset: U:\Q4.PRO\results\180108M2\180108M2-CRV-B.qld

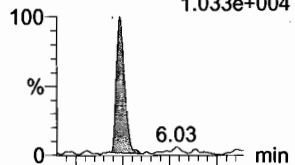
Last Altered: Tuesday, January 09, 2018 12:49:43 Pacific Standard Time

Printed: Tuesday, January 09, 2018 12:55:18 Pacific Standard Time

Name: 180108M2_2, Date: 09-Jan-2018, Time: 00:47:55, ID: ST180108M2-2 PFC CS-1 18A0807, Description: ST180108M2-2 PFC CS-1 18A0807

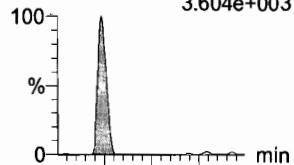
PFDoA

F50:MRM of 2 channels,ES-
612.9 > 569.0
1.033e+004



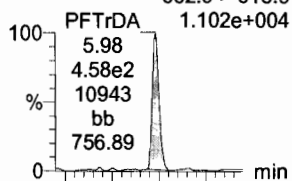
N-MeFOSA

F33:MRM of 2 channels,ES-
512.1 > 168.9
3.604e+003



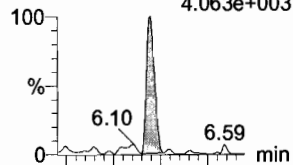
PFTrDA

F56:MRM of 2 channels,ES-
662.9 > 618.9
1.102e+004



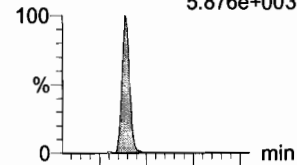
PFTeDA

F57:MRM of 2 channels,ES-
712.9 > 668.8
4.063e+003



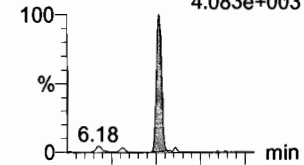
N-EtFOSA

F38:MRM of 2 channels,ES-
526.1 > 168.9
5.876e+003

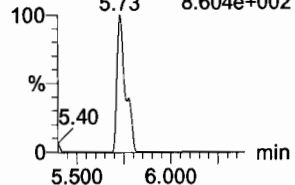


PFHxDA

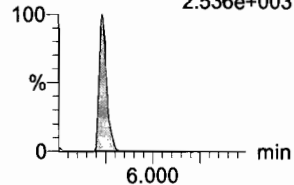
F59:MRM of 2 channels,ES-
813.1 > 768.6
4.083e+003



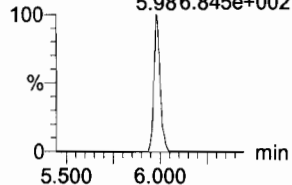
F50:MRM of 2 channels,ES-
612.9 > 318.8
8.604e+002



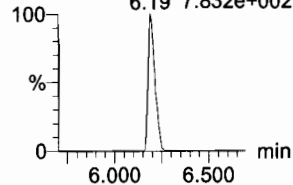
F33:MRM of 2 channels,ES-
512.1 > 219
2.536e+003



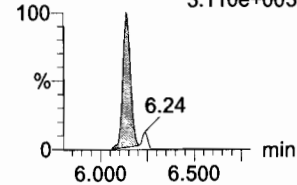
F56:MRM of 2 channels,ES-
662.9 > 319
5.986.845e+002



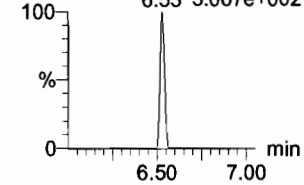
F57:MRM of 2 channels,ES-
712.9 > 369
7.832e+002



F38:MRM of 2 channels,ES-
526.1 > 219
3.110e+003

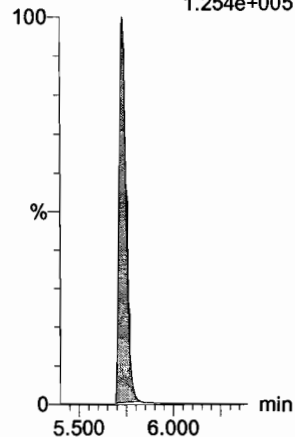


F59:MRM of 2 channels,ES-
813.1 > 219
3.067e+002



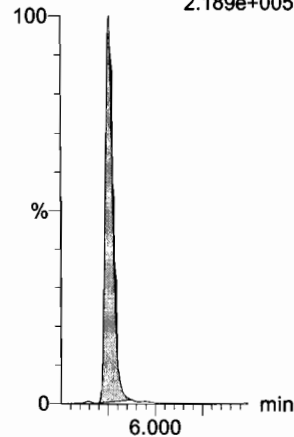
13C2-PFDoA

F51:MRM of 1 channel,ES-
615.0 > 569.7
1.254e+005



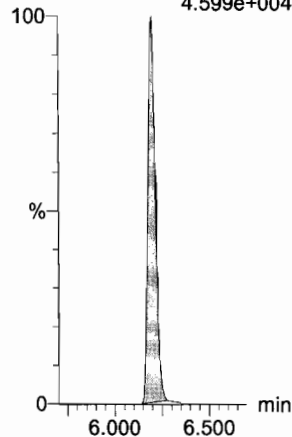
d3-N-MeFOSA

F36:MRM of 1 channel,ES-
515.2 > 168.9
2.189e+005



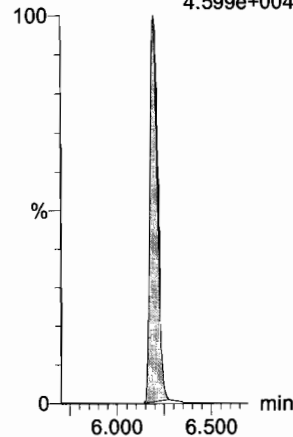
13C2-PFTeDA

F58:MRM of 2 channels,ES-
714.8 > 669.6
4.599e+004



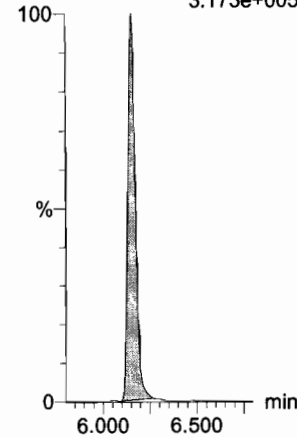
13C2-PFTeDA

F58:MRM of 2 channels,ES-
714.8 > 669.6
4.599e+004



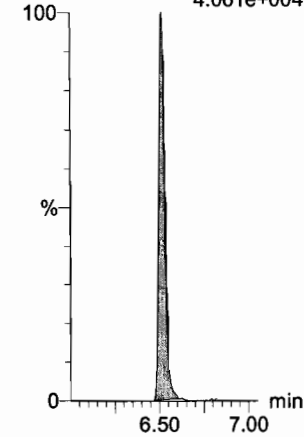
d5-N-ETFOSA

F41:MRM of 1 channel,ES-
531.1 > 168.9
3.173e+005



13C2-PFHxDA

F60:MRM of 1 channel,ES-
815 > 769.7
4.061e+004



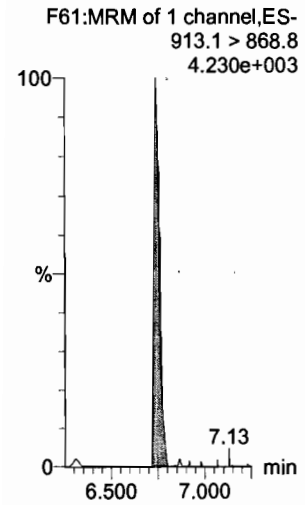
Dataset: U:\Q4.PRO\results\180108M2\180108M2-CRV-B.qld

Last Altered: Tuesday, January 09, 2018 12:49:43 Pacific Standard Time

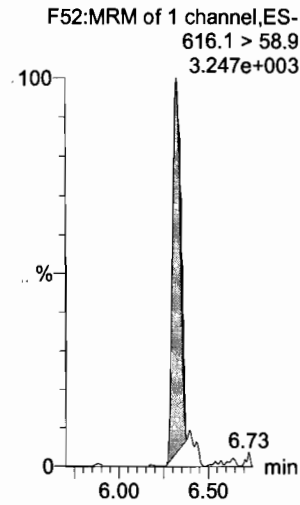
Printed: Tuesday, January 09, 2018 12:55:18 Pacific Standard Time

Name: 180108M2_2, Date: 09-Jan-2018, Time: 00:47:55, ID: ST180108M2-2 PFC CS-1 18A0807, Description: ST180108M2-2 PFC CS-1 18A0807

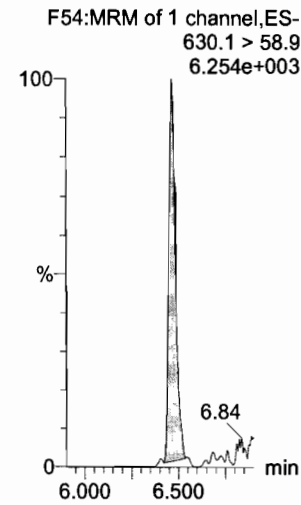
PFODA



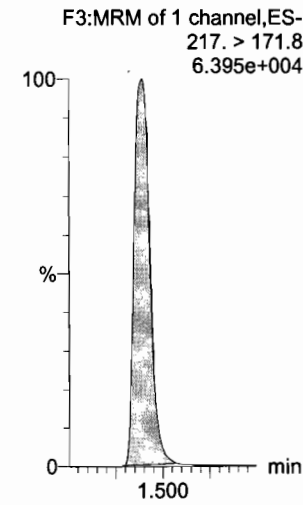
N-MeFOSE



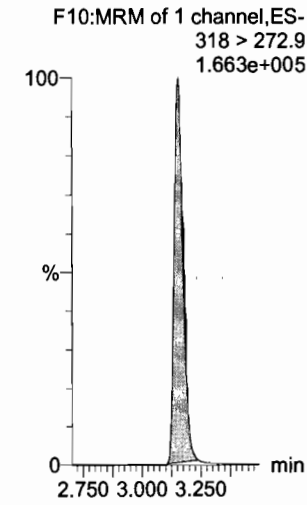
N-EtFOSE



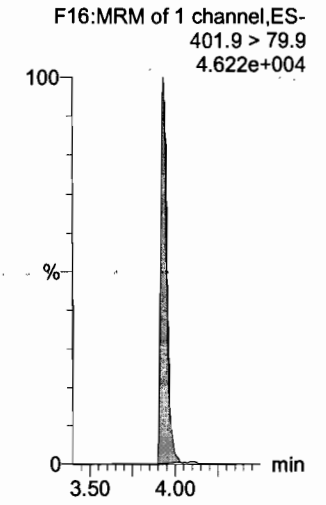
13C4-PFBA



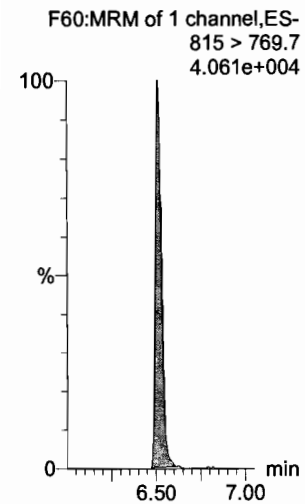
13C5-PFHxA



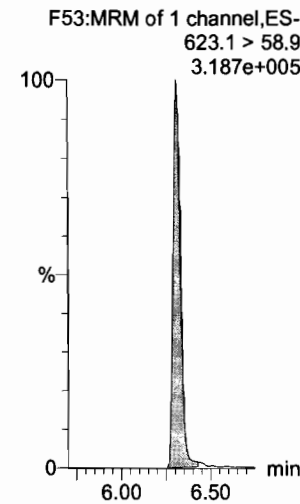
13C3-PFHxS



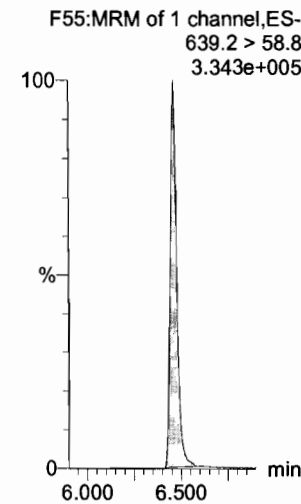
13C2-PFHxDA



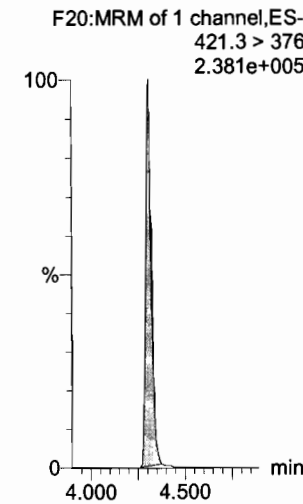
d7-N-MeFOSE



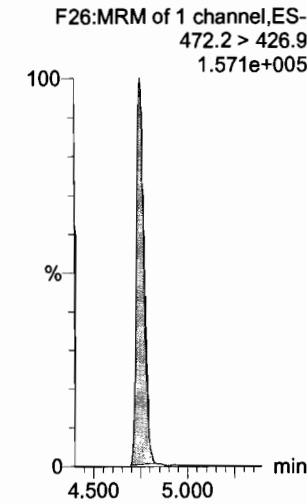
d9-N-EtFOSE



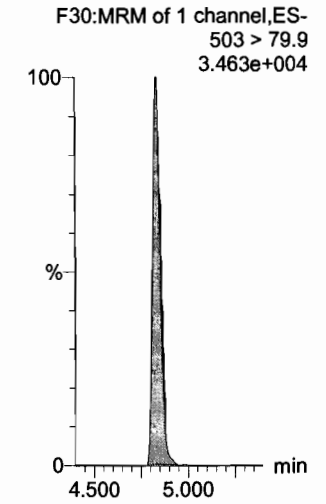
13C8-PFOA



13C9-PFNA



13C4-PFOS



Dataset: U:\Q4.PRO\results\180108M2\180108M2-CRV-B.qld

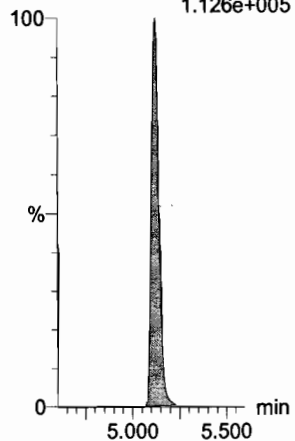
Last Altered: Tuesday, January 09, 2018 12:49:43 Pacific Standard Time

Printed: Tuesday, January 09, 2018 12:55:18 Pacific Standard Time

Name: 180108M2_2, Date: 09-Jan-2018, Time: 00:47:55, ID: ST180108M2-2 PFC CS-1 18A0807, Description: ST180108M2-2 PFC CS-1 18A0807


13C6-PFDA

F37:MRM of 1 channel,ES-
519.1 > 473.7
1.126e+005



13C7-PFUdA

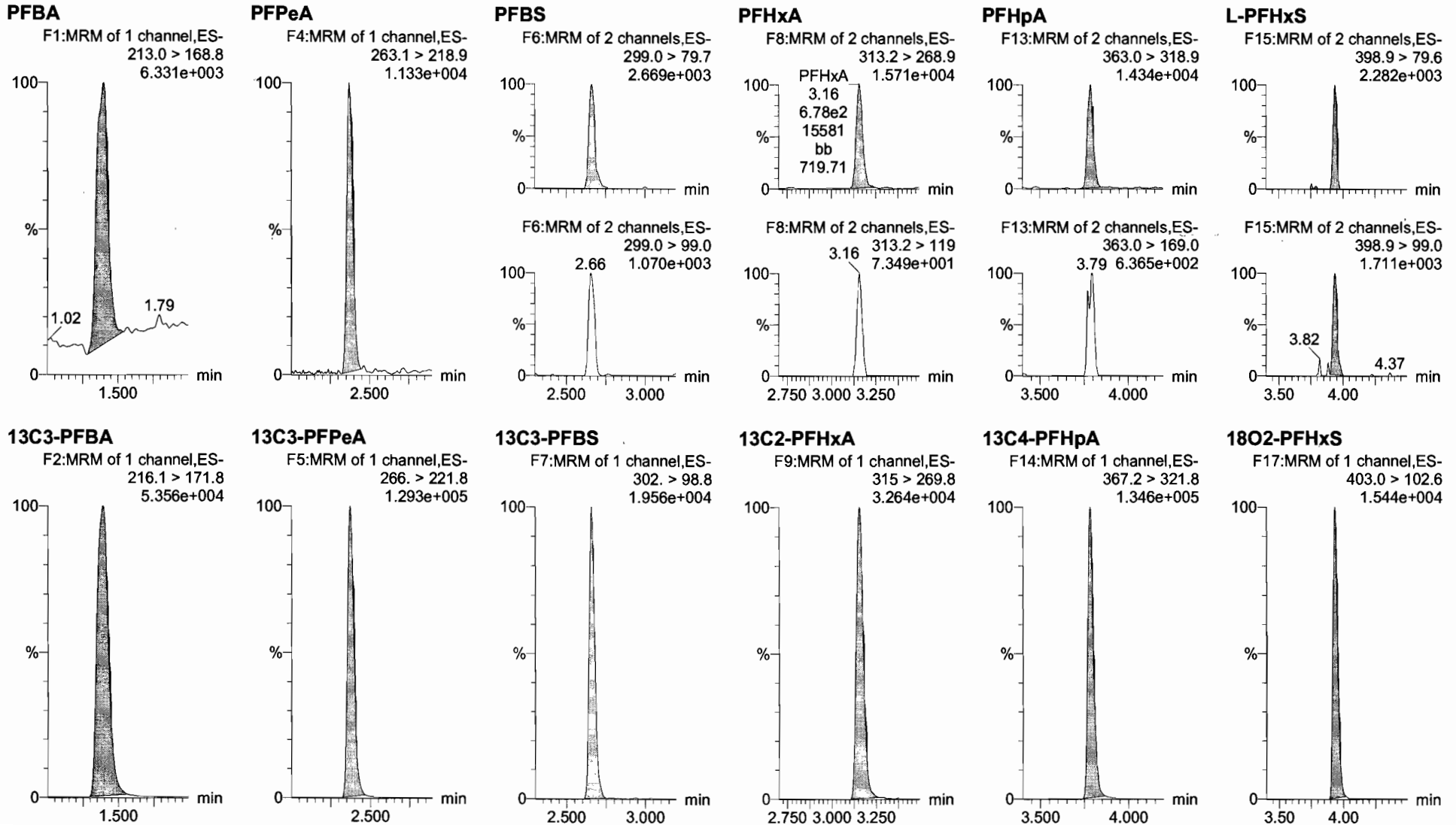
F45:MRM of 1 channel,ES-
570.1 > 524.8
2.069e+005



Dataset: U:\Q4.PRO\results\180108M2\180108M2-CRV-B.qld

Last Altered: Tuesday, January 09, 2018 12:49:43 Pacific Standard Time
Printed: Tuesday, January 09, 2018 12:55:18 Pacific Standard Time

Name: 180108M2_3, Date: 09-Jan-2018, Time: 00:59:05, ID: ST180108M2-3 PFC CS0 18A0808, Description: ST180108M2-3 PFC CS0 18A0808

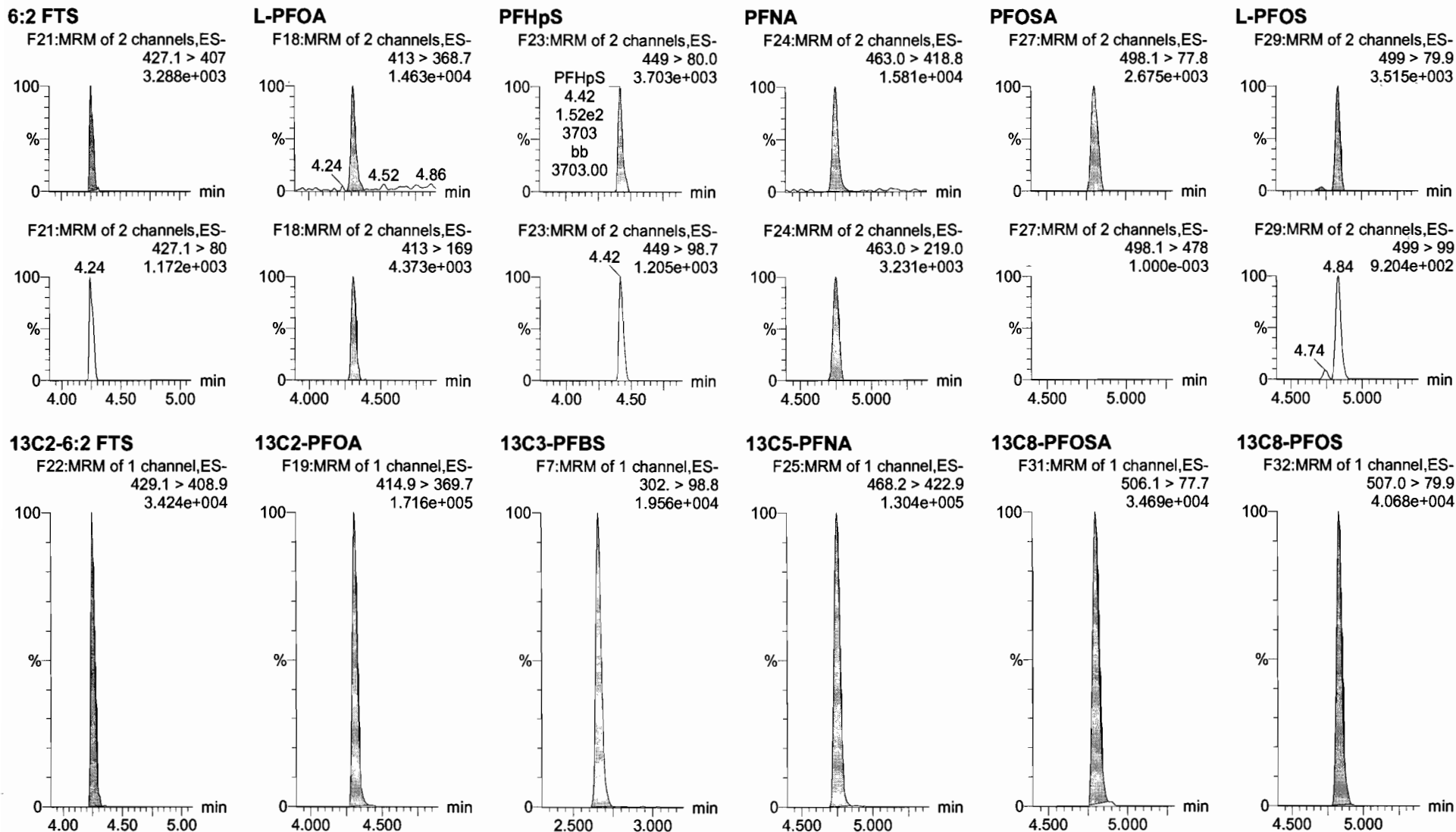


Dataset: U:\Q4.PRO\results\180108M2\180108M2-CRV-B.qld

Last Altered: Tuesday, January 09, 2018 12:49:43 Pacific Standard Time

Printed: Tuesday, January 09, 2018 12:55:18 Pacific Standard Time

Name: 180108M2_3, Date: 09-Jan-2018, Time: 00:59:05, ID: ST180108M2-3 PFC CS0 18A0808, Description: ST180108M2-3 PFC CS0 18A0808



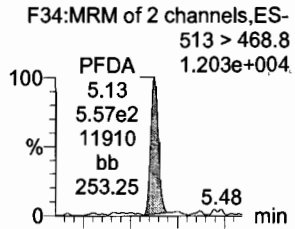
Dataset: U:\Q4.PRO\results\180108M2\180108M2-CRV-B.qld

Last Altered: Tuesday, January 09, 2018 12:49:43 Pacific Standard Time

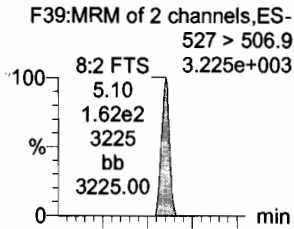
Printed: Tuesday, January 09, 2018 12:55:18 Pacific Standard Time

Name: 180108M2_3, Date: 09-Jan-2018, Time: 00:59:05, ID: ST180108M2-3 PFC CS0 18A0808, Description: ST180108M2-3 PFC CS0 18A0808

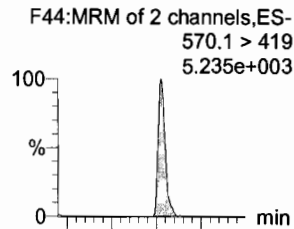
PFDA



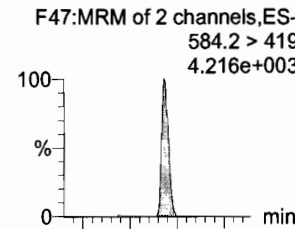
8:2 FTS



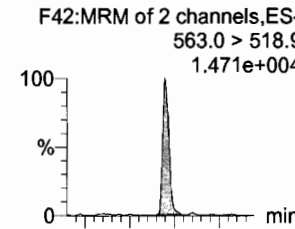
N-MeFOSAA



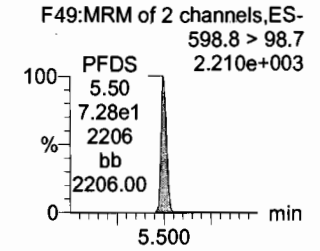
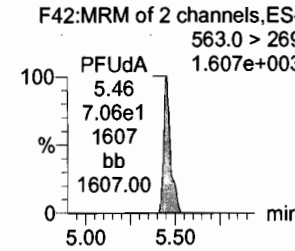
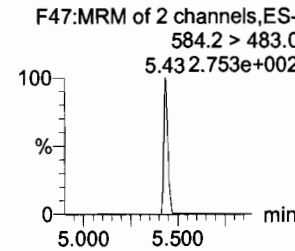
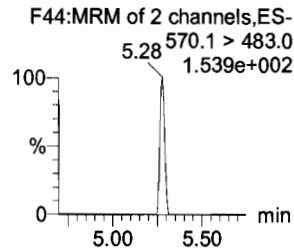
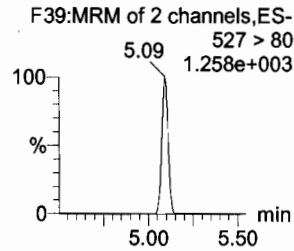
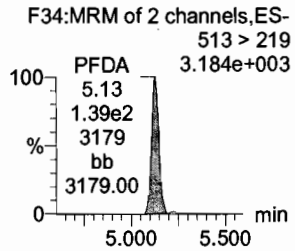
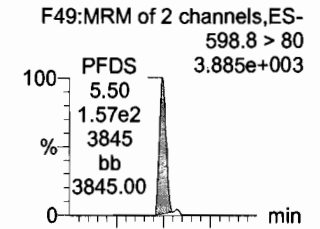
N-EtFOSAA




PFUdA



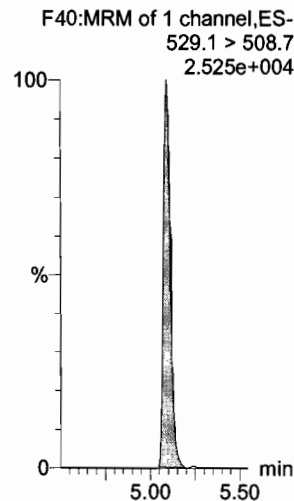
PFDS



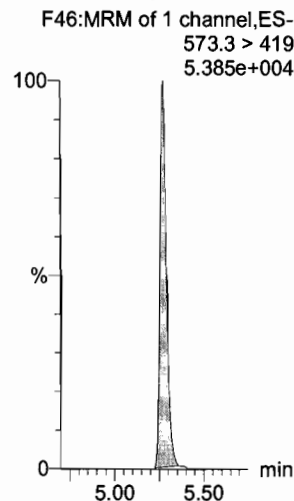
13C2-PFDA



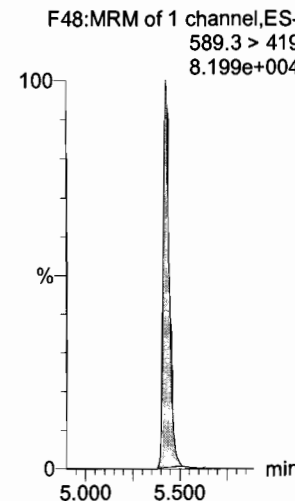
13C2-8:2 FTS



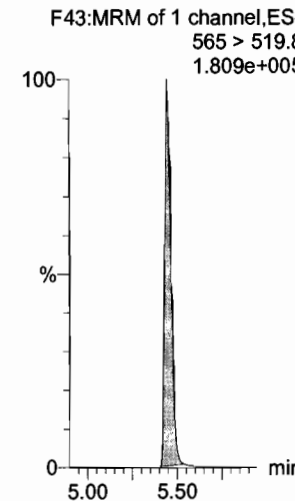
d3-N-MeFOSAA



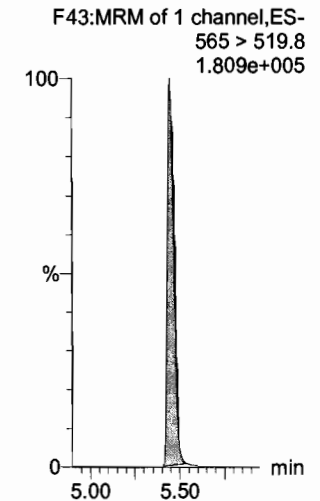
d5-N-EtFOSAA



13C2-PFUdA



13C2-PFUdA

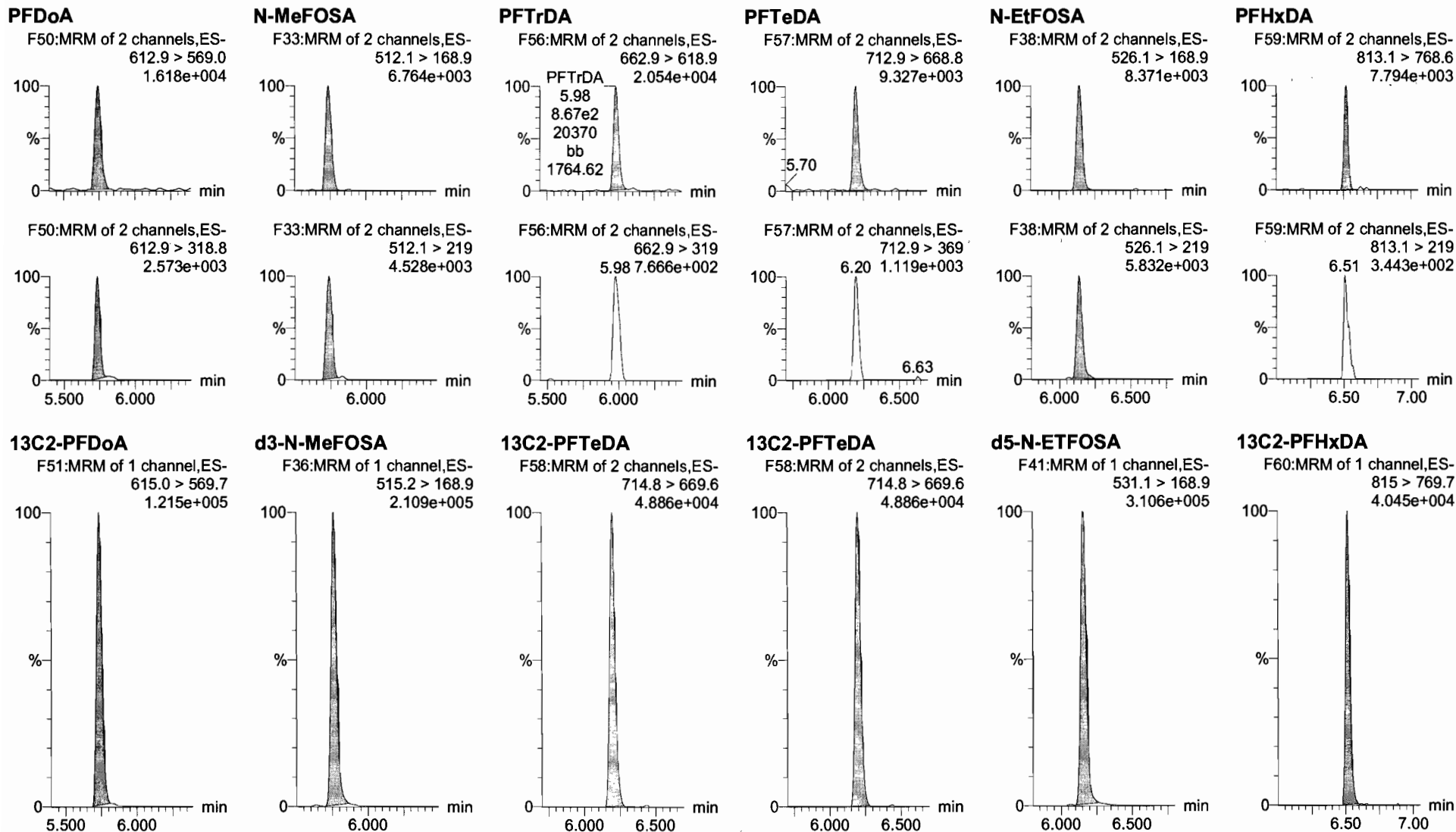


Dataset: U:\Q4.PRO\results\180108M2\180108M2-CRV-B.qld

Last Altered: Tuesday, January 09, 2018 12:49:43 Pacific Standard Time

Printed: Tuesday, January 09, 2018 12:55:18 Pacific Standard Time

Name: 180108M2_3, Date: 09-Jan-2018, Time: 00:59:05, ID: ST180108M2-3 PFC CS0 18A0808, Description: ST180108M2-3 PFC CS0 18A0808

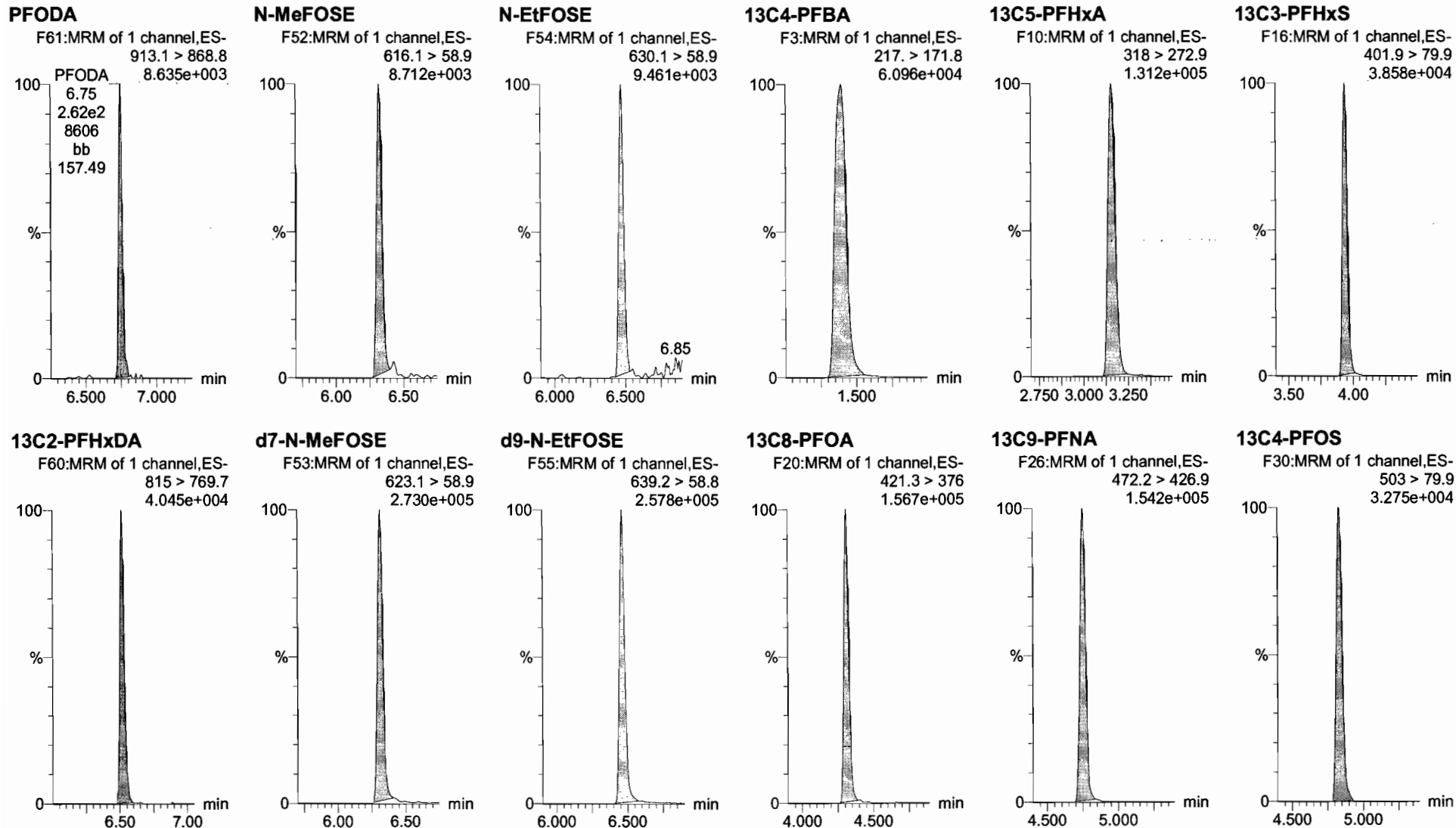


Dataset: U:\Q4.PRO\results\180108M2\180108M2-CRV-B.qld

Last Altered: Tuesday, January 09, 2018 12:49:43 Pacific Standard Time

Printed: Tuesday, January 09, 2018 12:55:18 Pacific Standard Time

Name: 180108M2_3, Date: 09-Jan-2018, Time: 00:59:05, ID: ST180108M2-3 PFC CS0 18A0808, Description: ST180108M2-3 PFC CS0 18A0808



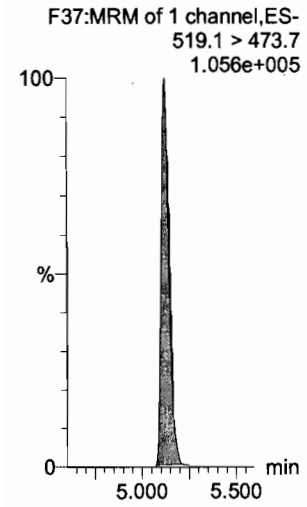
Dataset: U:\Q4.PRO\results\180108M2\180108M2-CRV-B.qld

Last Altered: Tuesday, January 09, 2018 12:49:43 Pacific Standard Time

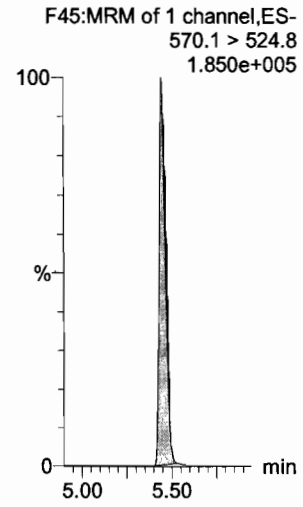
Printed: Tuesday, January 09, 2018 12:55:18 Pacific Standard Time

Name: 180108M2_3, Date: 09-Jan-2018, Time: 00:59:05, ID: ST180108M2-3 PFC CS0 18A0808, Description: ST180108M2-3 PFC CS0 18A0808

13C6-PFDA



13C7-PFUdA

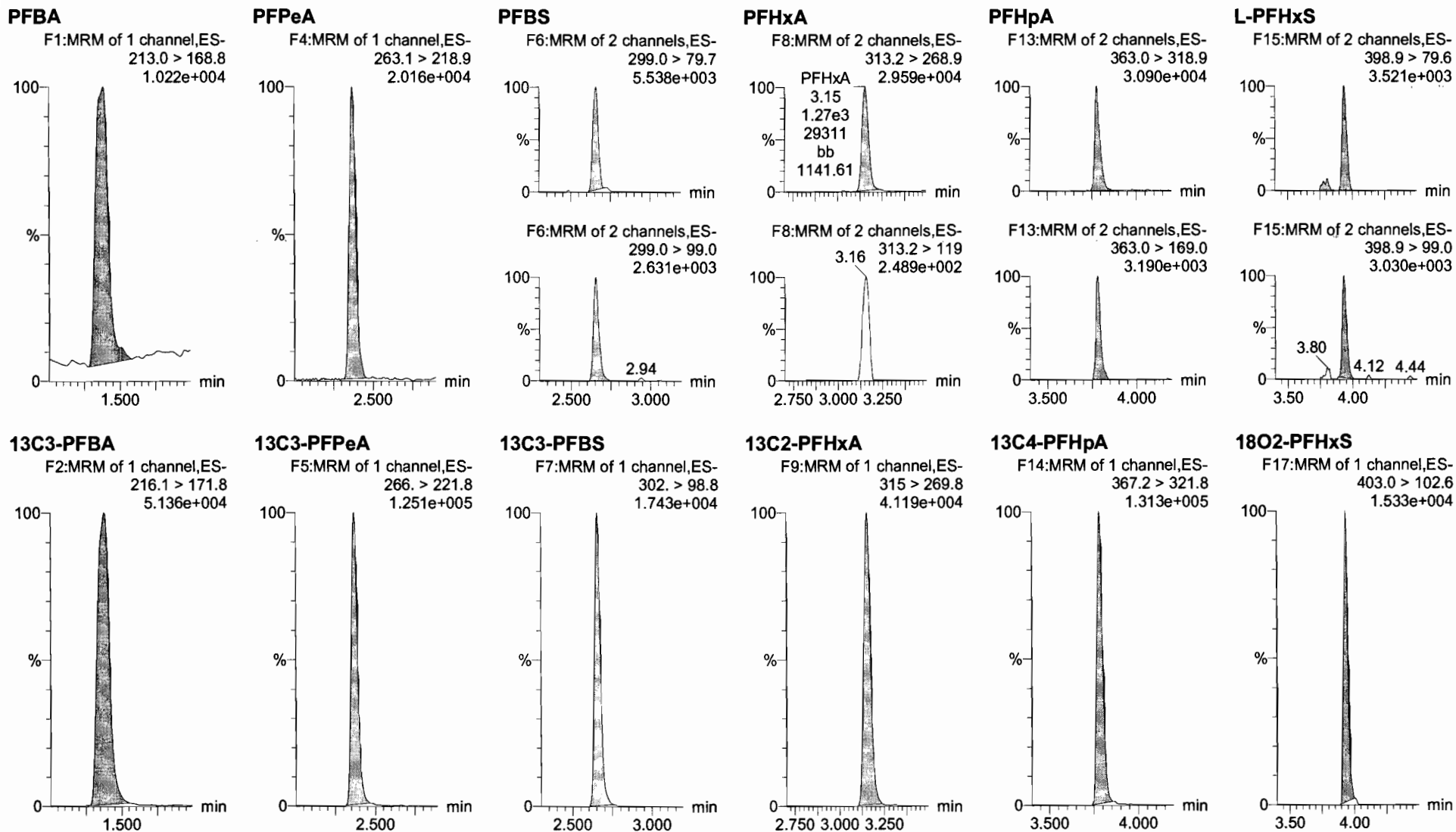


Dataset: U:\Q4.PRO\results\180108M2\180108M2-CRV-B.qld

Last Altered: Tuesday, January 09, 2018 12:49:43 Pacific Standard Time

Printed: Tuesday, January 09, 2018 12:55:18 Pacific Standard Time

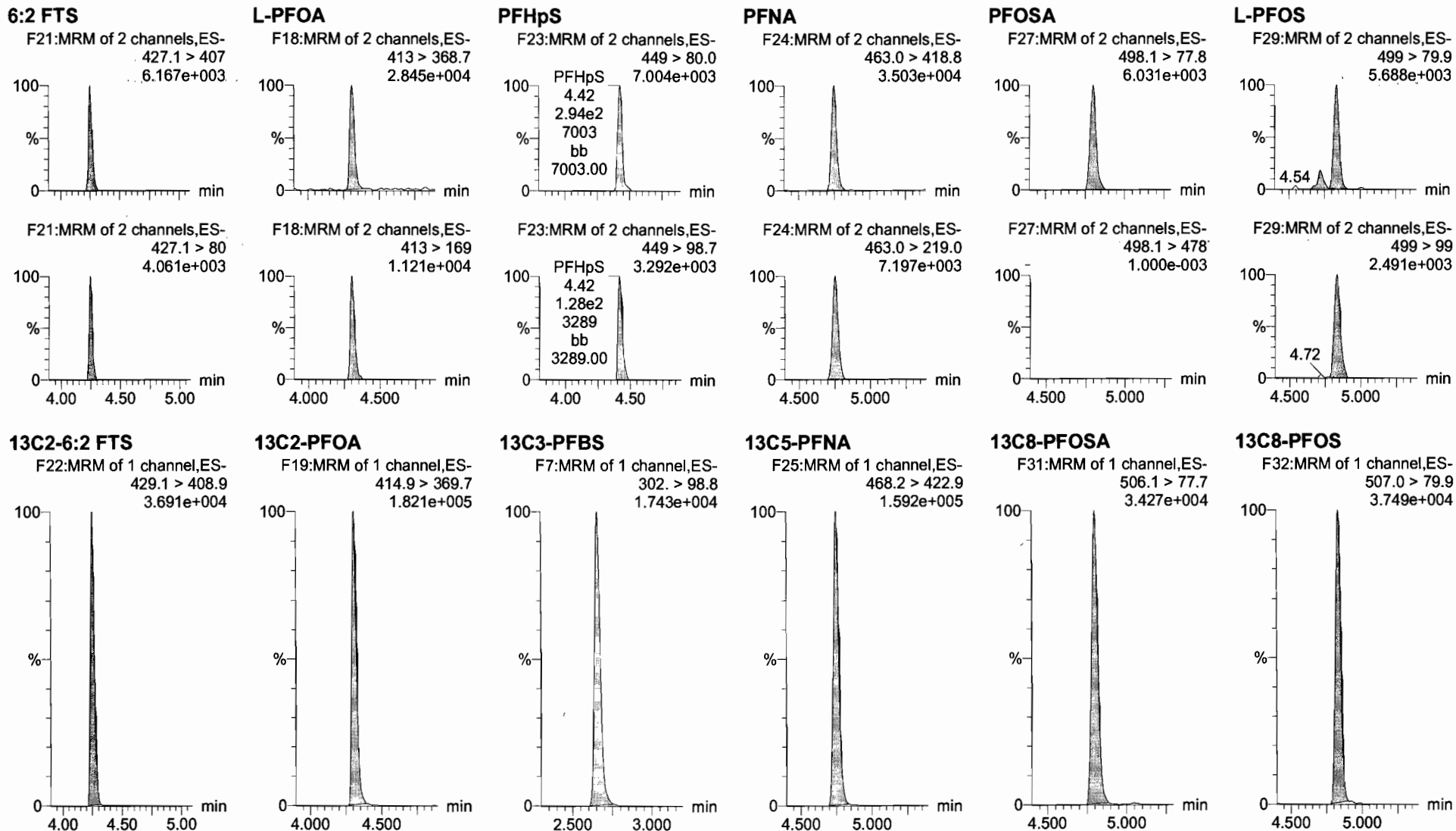
Name: 180108M2_4, Date: 09-Jan-2018, Time: 01:10:16, ID: ST180108M2-4 PFC CS1 18A0809, Description: ST180108M2-4 PFC CS1 18A0809



Dataset: U:\Q4.PRO\results\180108M2\180108M2-CRV-B.qld

Last Altered: Tuesday, January 09, 2018 12:49:43 Pacific Standard Time
Printed: Tuesday, January 09, 2018 12:55:18 Pacific Standard Time

Name: 180108M2_4, Date: 09-Jan-2018, Time: 01:10:16, ID: ST180108M2-4 PFC CS1 18A0809, Description: ST180108M2-4 PFC CS1 18A0809

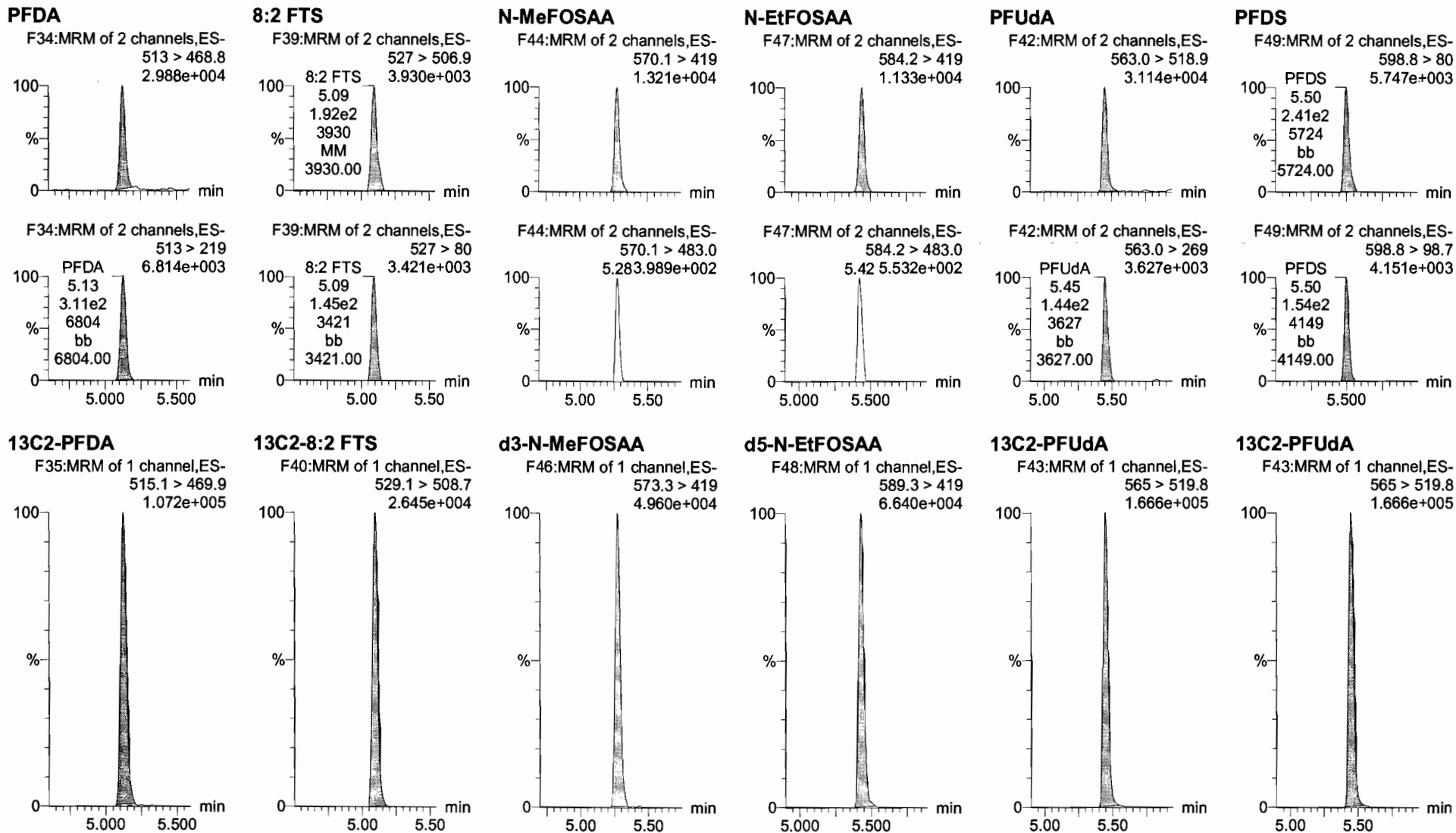


Dataset: U:\Q4.PRO\results\180108M2\180108M2-CRV-B.qld

Last Altered: Tuesday, January 09, 2018 12:49:43 Pacific Standard Time

Printed: Tuesday, January 09, 2018 12:55:18 Pacific Standard Time

Name: 180108M2_4, Date: 09-Jan-2018, Time: 01:10:16, ID: ST180108M2-4 PFC CS1 18A0809, Description: ST180108M2-4 PFC CS1 18A0809

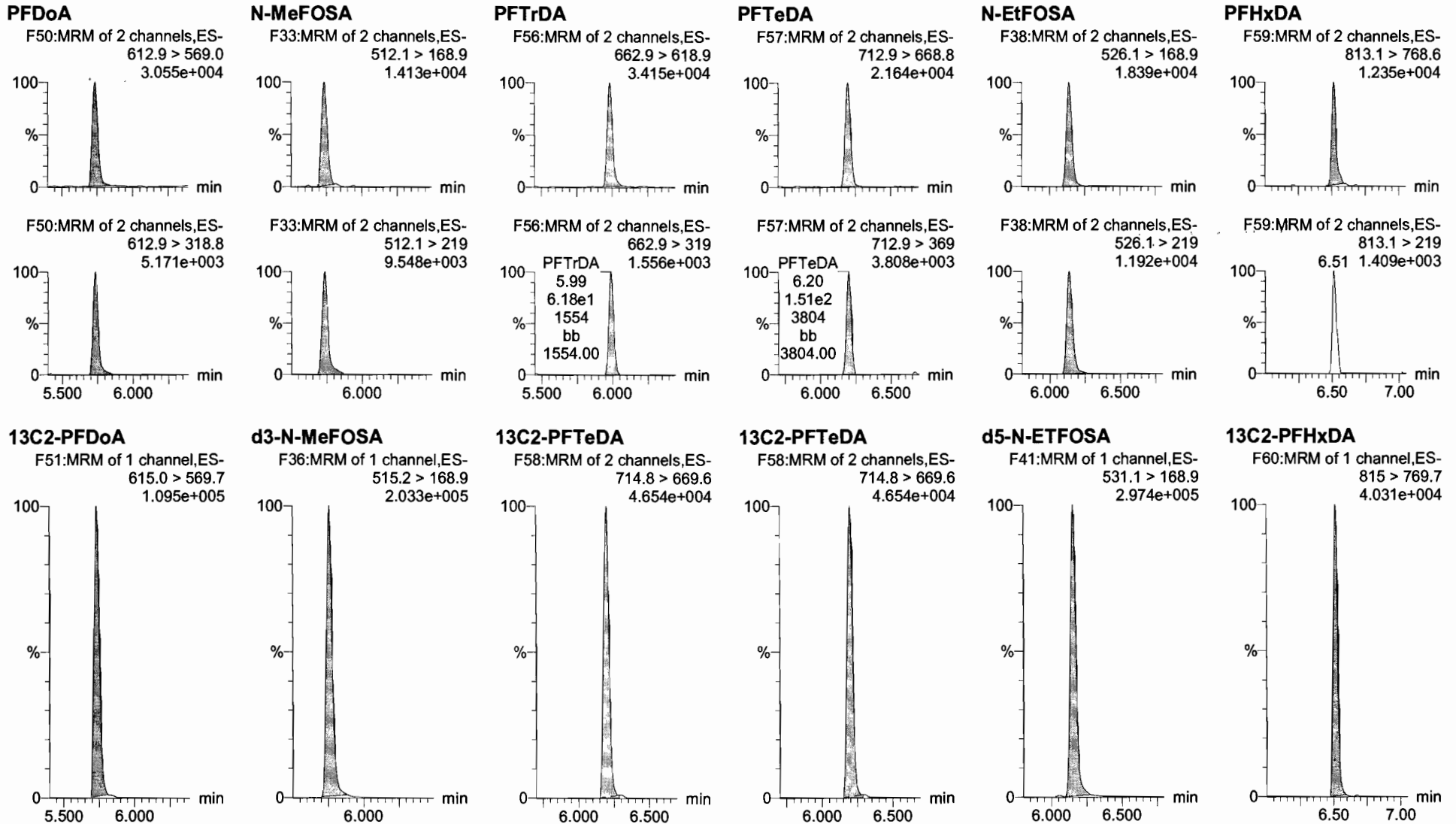


Dataset: U:\Q4.PRO\results\180108M2\180108M2-CRV-B.qld

Last Altered: Tuesday, January 09, 2018 12:49:43 Pacific Standard Time

Printed: Tuesday, January 09, 2018 12:55:18 Pacific Standard Time

Name: 180108M2_4, Date: 09-Jan-2018, Time: 01:10:16, ID: ST180108M2-4 PFC CS1 18A0809, Description: ST180108M2-4 PFC CS1 18A0809



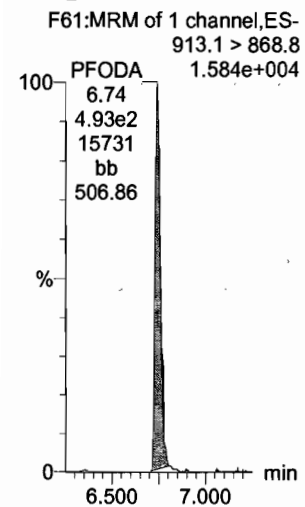
Dataset: U:\Q4.PRO\results\180108M2\180108M2-CRV-B.qld

Last Altered: Tuesday, January 09, 2018 12:49:43 Pacific Standard Time

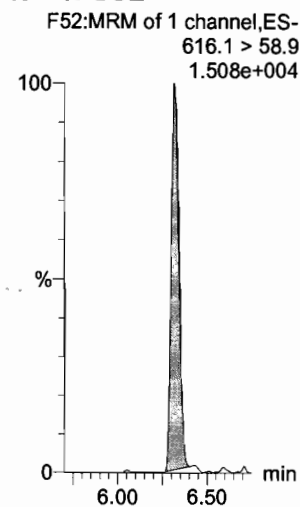
Printed: Tuesday, January 09, 2018 12:55:18 Pacific Standard Time

Name: 180108M2_4, Date: 09-Jan-2018, Time: 01:10:16, ID: ST180108M2-4 PFC CS1 18A0809, Description: ST180108M2-4 PFC CS1 18A0809

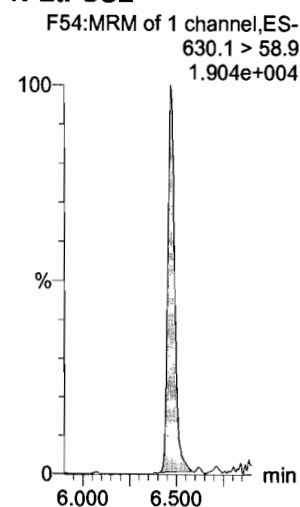
PFODA




N-MeFOSE



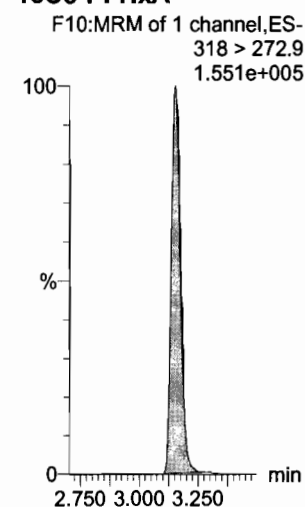
N-EtFOSE



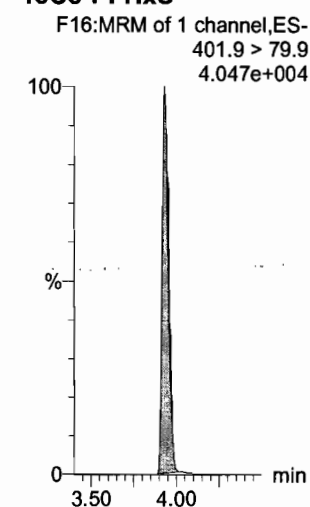
13C4-PFBA



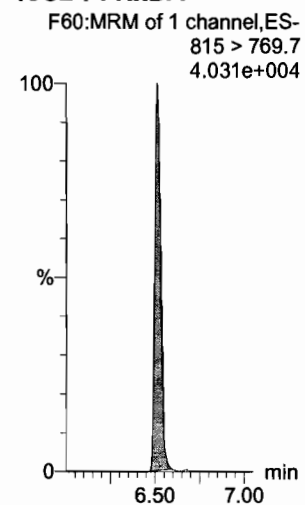
13C5-PFHxA



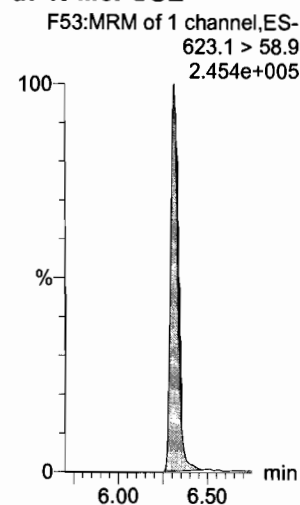
13C3-PFHxS




13C2-PFHxDA



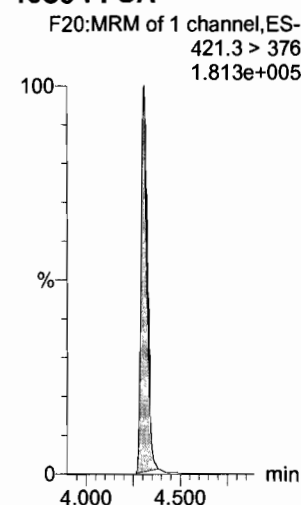
d7-N-MeFOSE



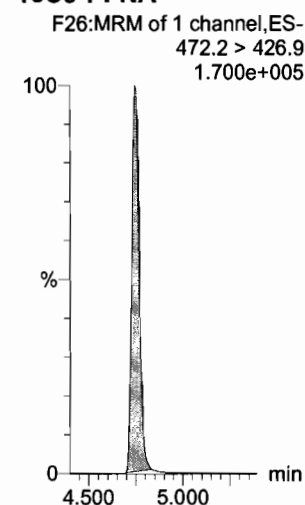
d9-N-EtFOSE



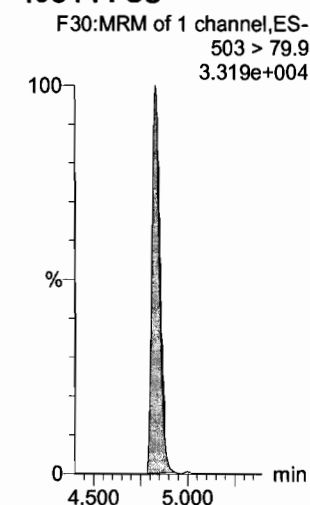
13C8-PFOA



13C9-PFNA



13C4-PFOS



Dataset: U:\Q4.PRO\results\180108M2\180108M2-CRV-B.qld

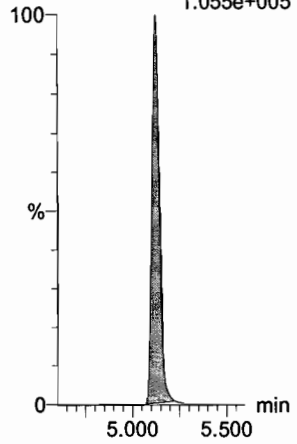
Last Altered: Tuesday, January 09, 2018 12:49:43 Pacific Standard Time

Printed: Tuesday, January 09, 2018 12:55:18 Pacific Standard Time

Name: 180108M2_4, Date: 09-Jan-2018, Time: 01:10:16, ID: ST180108M2-4 PFC CS1 18A0809, Description: ST180108M2-4 PFC CS1 18A0809

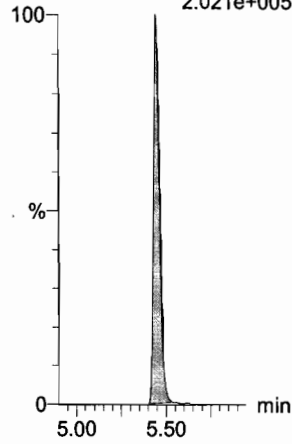
13C6-PFDA

F37:MRM of 1 channel,ES-
519.1 > 473.7
1.055e+005



13C7-PFUdA

F45:MRM of 1 channel,ES-
570.1 > 524.8
2.021e+005



Dataset: U:\Q4.PRO\results\180108M2\180108M2-CRV-B.qld

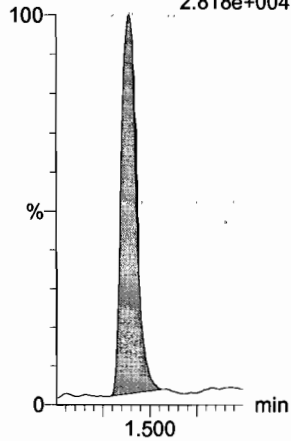
Last Altered: Tuesday, January 09, 2018 12:49:43 Pacific Standard Time

Printed: Tuesday, January 09, 2018 12:55:18 Pacific Standard Time

Name: 180108M2_5, Date: 09-Jan-2018, Time: 01:21:26, ID: ST180108M2-5 PFC CS2 18A0810, Description: ST180108M2-5 PFC CS2 18A0810

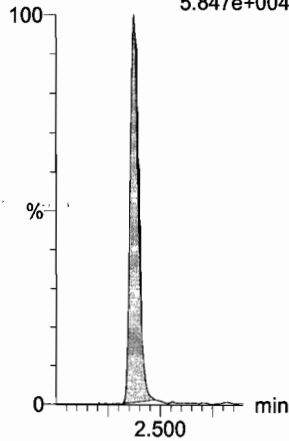
PFBA

F1:MRM of 1 channel,ES-
213.0 > 168.8
2.818e+004



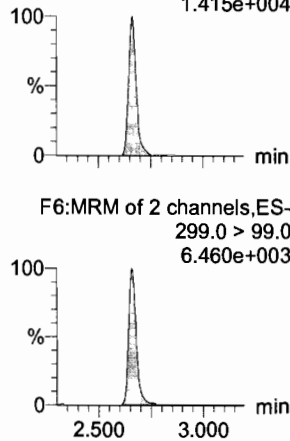
PFPeA

F4:MRM of 1 channel,ES-
263.1 > 218.9
5.847e+004



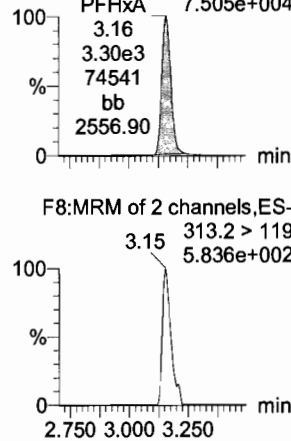
PFBS

F6:MRM of 2 channels,ES-
299.0 > 79.7
1.415e+004



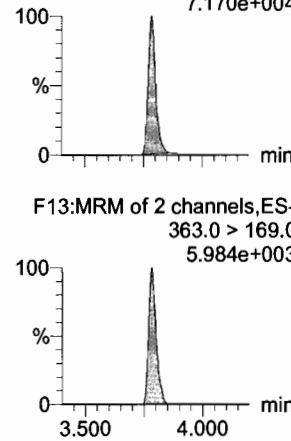
PFHxA

F8:MRM of 2 channels,ES-
313.2 > 268.9
7.505e+004



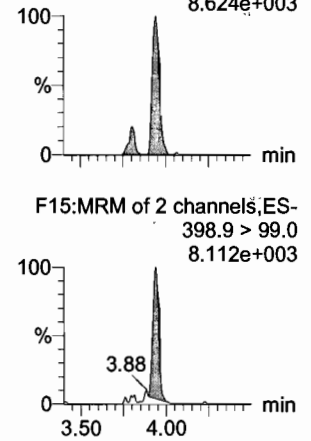
PFHpA

F13:MRM of 2 channels,ES-
363.0 > 318.9
7.170e+004



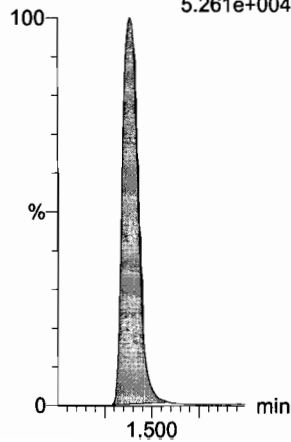
L-PFHxS

F15:MRM of 2 channels,ES-
398.9 > 79.6
8.624e+003



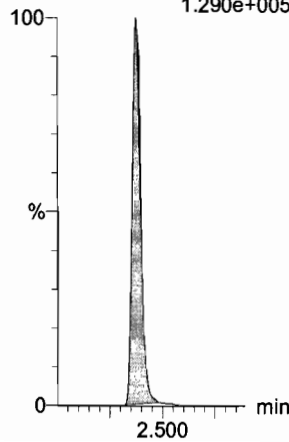
13C3-PFBA

F2:MRM of 1 channel,ES-
216.1 > 171.8
5.261e+004



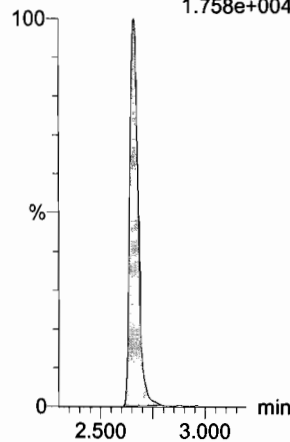
13C3-PFPeA

F5:MRM of 1 channel,ES-
266. > 221.8
1.290e+005



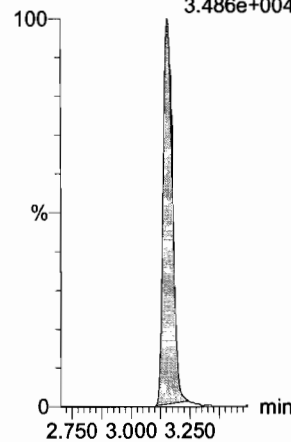
13C3-PFBS

F7:MRM of 1 channel,ES-
302. > 98.8
1.758e+004




13C2-PFHxA

F9:MRM of 1 channel,ES-
315 > 269.8
3.486e+004



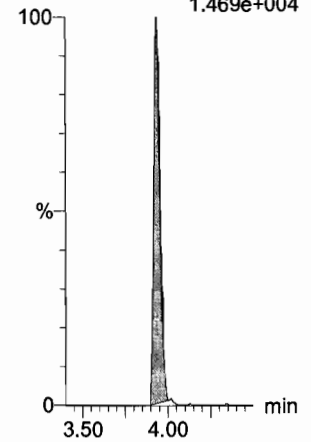
13C4-PFHpA

F14:MRM of 1 channel,ES-
367.2 > 321.8
1.310e+005



18O2-PFHxS

F17:MRM of 1 channel,ES-
403.0 > 102.6
1.469e+004

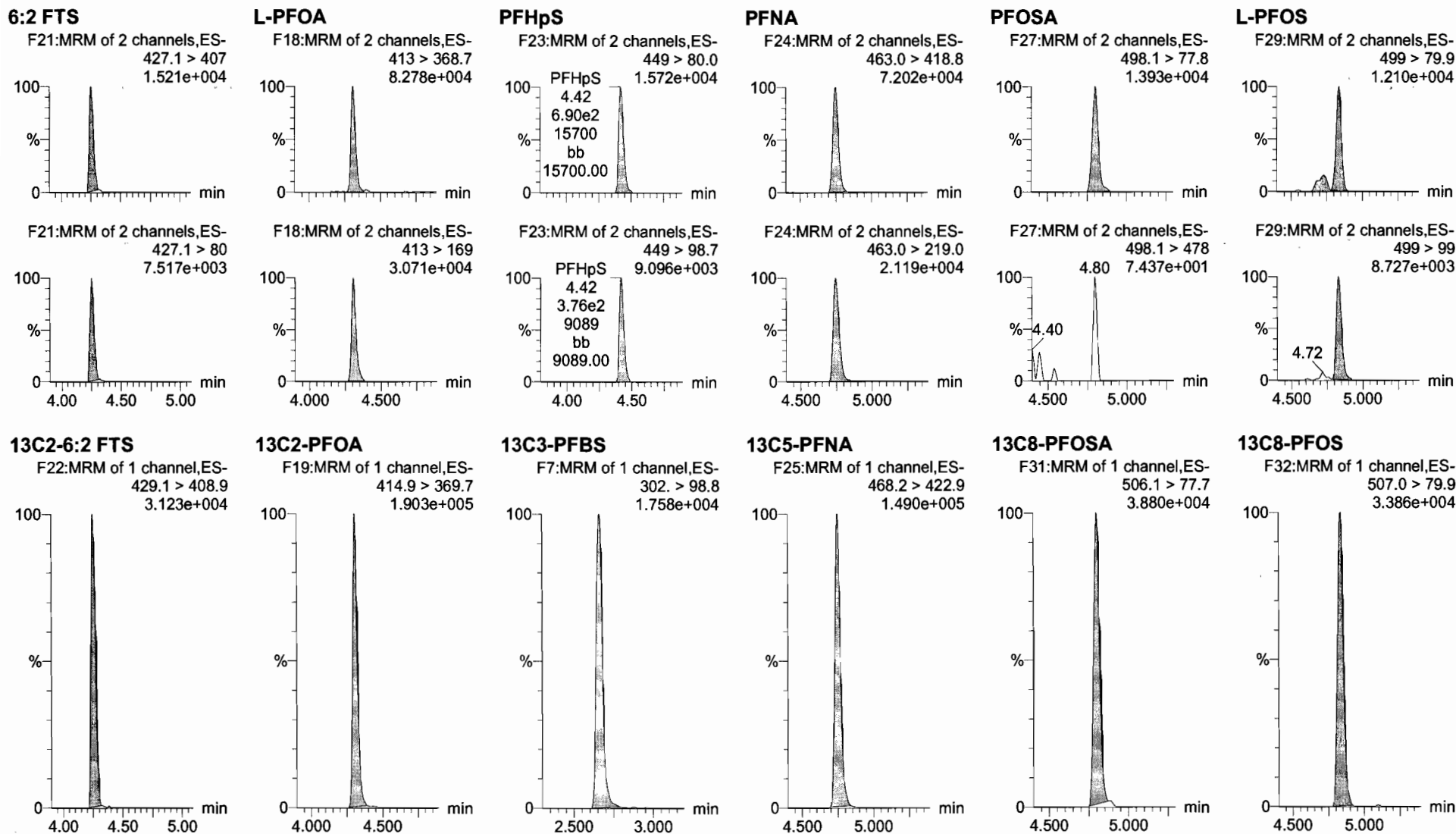


Dataset: U:\Q4.PRO\results\180108M2\180108M2-CRV-B.qld

Last Altered: Tuesday, January 09, 2018 12:49:43 Pacific Standard Time

Printed: Tuesday, January 09, 2018 12:55:18 Pacific Standard Time

Name: 180108M2_5, Date: 09-Jan-2018, Time: 01:21:26, ID: ST180108M2-5 PFC CS2 18A0810, Description: ST180108M2-5 PFC CS2 18A0810



Dataset: U:\Q4.PRO\results\180108M2\180108M2-CRV-B.qld

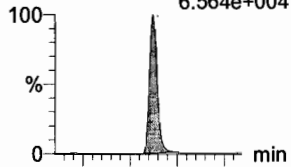
Last Altered: Tuesday, January 09, 2018 12:49:43 Pacific Standard Time

Printed: Tuesday, January 09, 2018 12:55:18 Pacific Standard Time

Name: 180108M2_5, Date: 09-Jan-2018, Time: 01:21:26, ID: ST180108M2-5 PFC CS2 18A0810, Description: ST180108M2-5 PFC CS2 18A0810

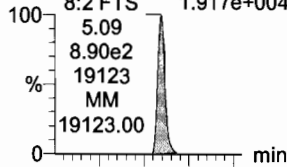
PFDA

F34:MRM of 2 channels,ES-
513 > 468.8
6.564e+004




8:2 FTS

F39:MRM of 2 channels,ES-
527 > 506.9
1.917e+004



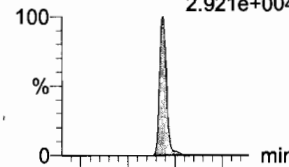
N-MeFOSAA

F44:MRM of 2 channels,ES-
570.1 > 419
2.836e+004



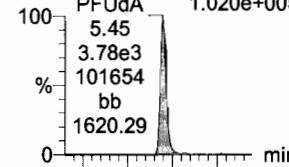
N-EtFOSAA

F47:MRM of 2 channels,ES-
584.2 > 419
2.921e+004



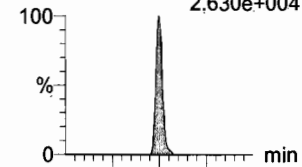
PFUdA

F42:MRM of 2 channels,ES-
563.0 > 518.9
1.020e+005

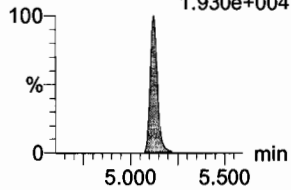


PFDS

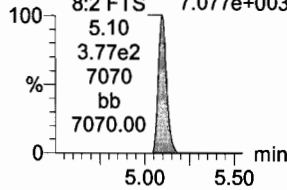
F49:MRM of 2 channels,ES-
598.8 > 80
2.630e+004



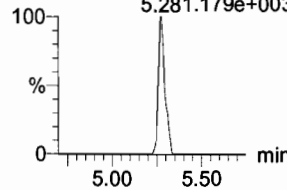
F34:MRM of 2 channels,ES-
513 > 219
1.930e+004



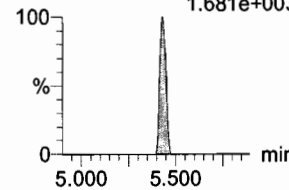
F39:MRM of 2 channels,ES-
527 > 80
7.077e+003



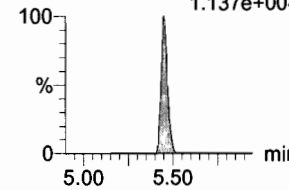
F44:MRM of 2 channels,ES-
570.1 > 483.0
5.281.179e+003



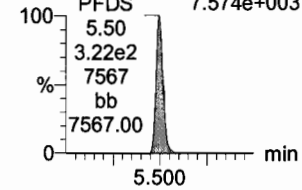
F47:MRM of 2 channels,ES-
584.2 > 483.0
1.681e+003



F42:MRM of 2 channels,ES-
563.0 > 269
1.137e+004




F49:MRM of 2 channels,ES-
598.8 > 98.7
7.574e+003



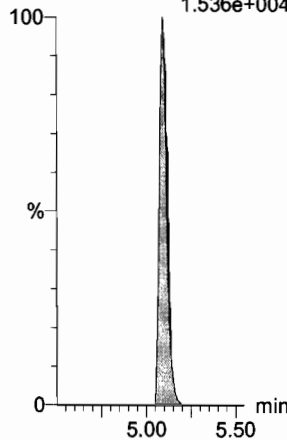
13C2-PFDA

F35:MRM of 1 channel,ES-
515.1 > 469.9
1.135e+005



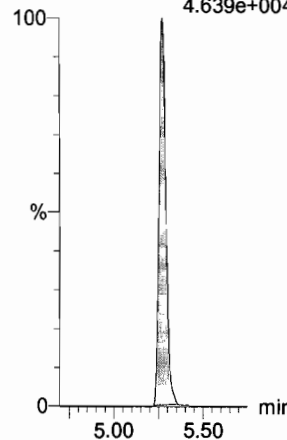
13C2-8:2 FTS

F40:MRM of 1 channel,ES-
529.1 > 508.7
1.536e+004



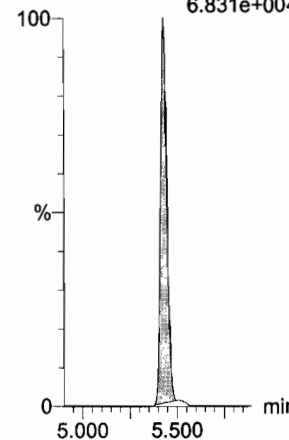
d3-N-MeFOSAA

F46:MRM of 1 channel,ES-
573.3 > 419
4.639e+004



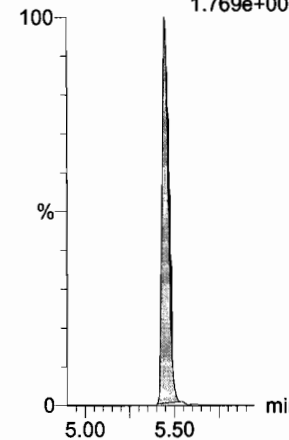
d5-N-EtFOSAA

F48:MRM of 1 channel,ES-
589.3 > 419
6.831e+004



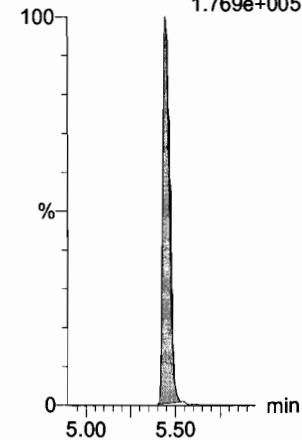
13C2-PFUdA

F43:MRM of 1 channel,ES-
565 > 519.8
1.769e+005



13C2-PFUdA

F43:MRM of 1 channel,ES-
565 > 519.8
1.769e+005

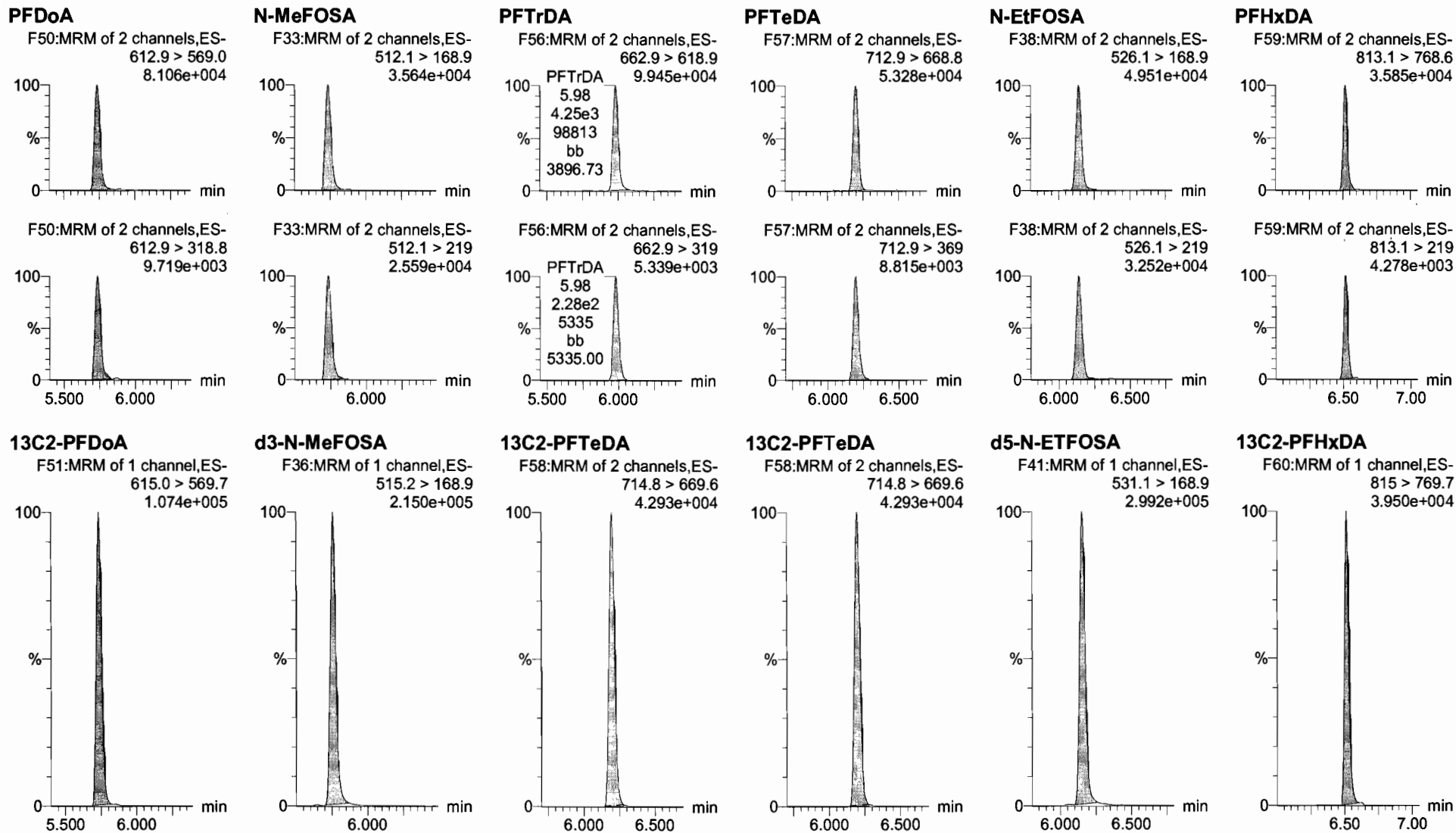


Dataset: U:\Q4.PRO\results\180108M2\180108M2-CRV-B.qld

Last Altered: Tuesday, January 09, 2018 12:49:43 Pacific Standard Time

Printed: Tuesday, January 09, 2018 12:55:18 Pacific Standard Time

Name: 180108M2_5, Date: 09-Jan-2018, Time: 01:21:26, ID: ST180108M2-5 PFC CS2 18A0810, Description: ST180108M2-5 PFC CS2 18A0810

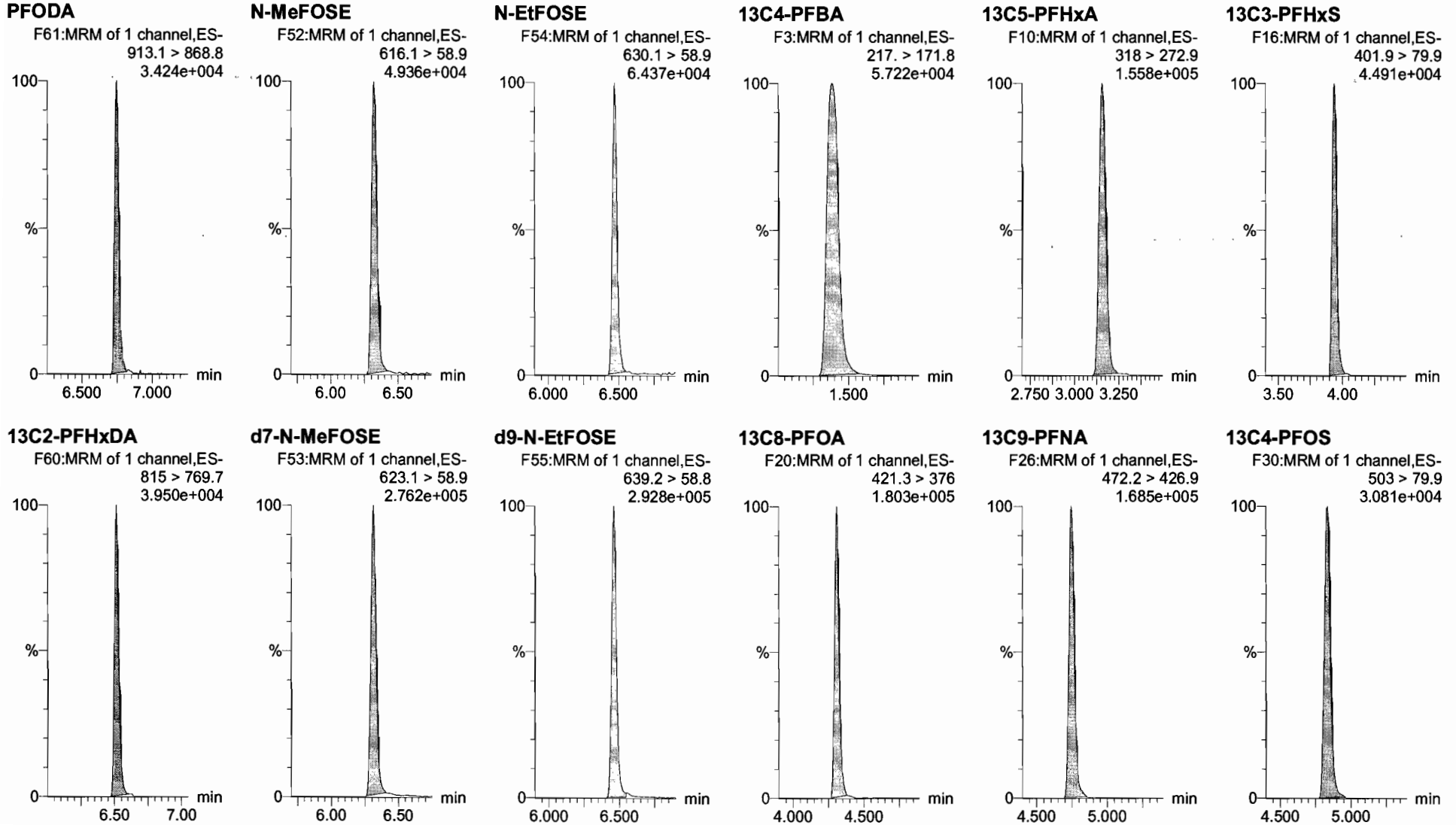


Dataset: U:\Q4.PRO\results\180108M2\180108M2-CRV-B.qld

Last Altered: Tuesday, January 09, 2018 12:49:43 Pacific Standard Time

Printed: Tuesday, January 09, 2018 12:55:18 Pacific Standard Time

Name: 180108M2_5, Date: 09-Jan-2018, Time: 01:21:26, ID: ST180108M2-5 PFC CS2 18A0810, Description: ST180108M2-5 PFC CS2 18A0810



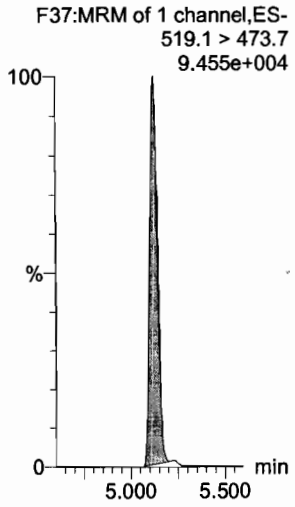
Dataset: U:\Q4.PRO\results\180108M2\180108M2-CRV-B.qld

Last Altered: Tuesday, January 09, 2018 12:49:43 Pacific Standard Time


Printed: Tuesday, January 09, 2018 12:55:18 Pacific Standard Time

Name: 180108M2_5, Date: 09-Jan-2018, Time: 01:21:26, ID: ST180108M2-5 PFC CS2 18A0810, Description: ST180108M2-5 PFC CS2 18A0810

13C6-PFDA



13C7-PFUdA

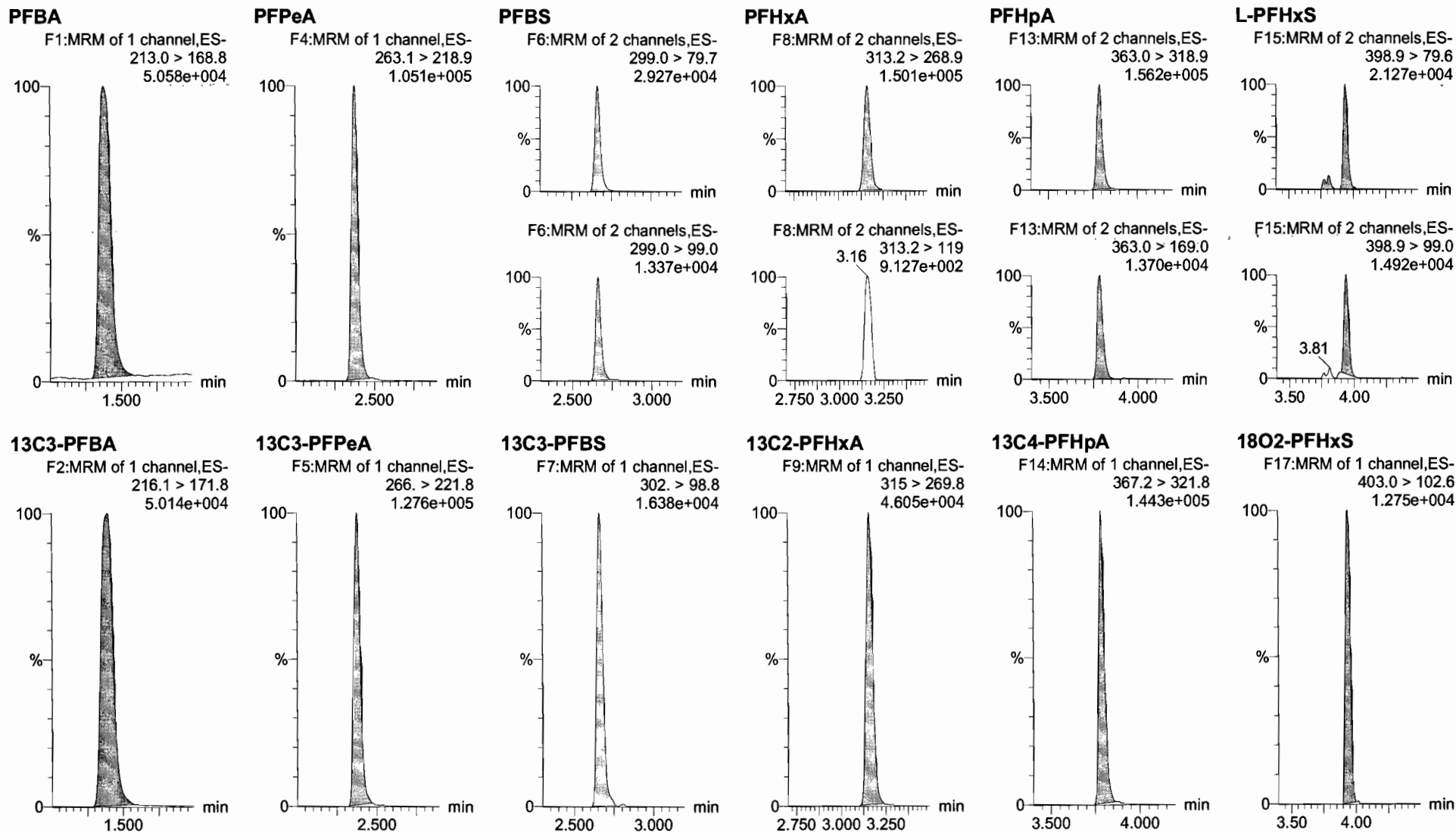


Dataset: U:\Q4.PRO\results\180108M2\180108M2-CRV-B.qld

Last Altered: Tuesday, January 09, 2018 12:49:43 Pacific Standard Time

Printed: Tuesday, January 09, 2018 12:55:18 Pacific Standard Time

Name: 180108M2_6, Date: 09-Jan-2018, Time: 01:32:37, ID: ST180108M2-6 PFC CS3 18A0811, Description: ST180108M2-6 PFC CS3 18A0811

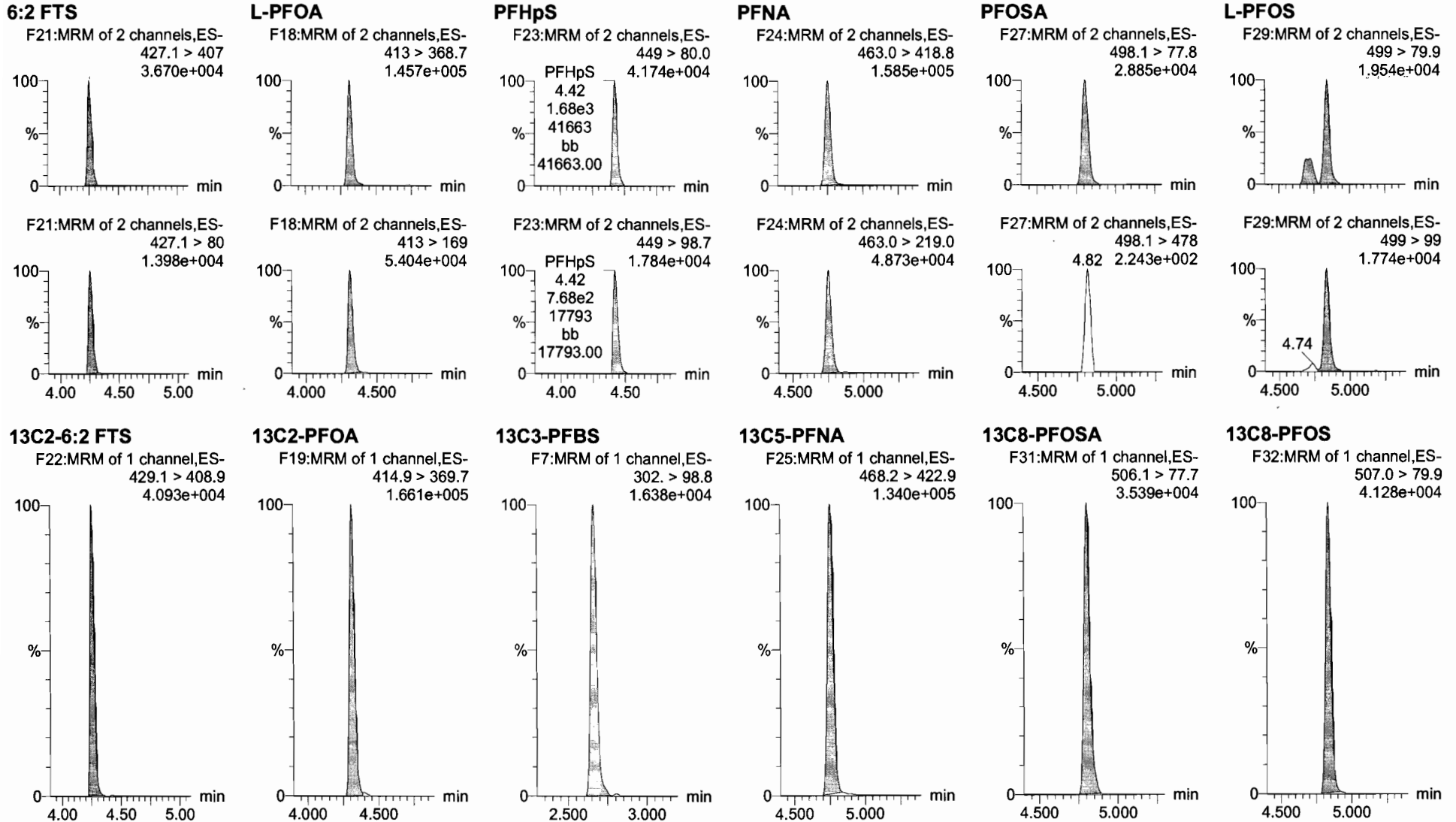


Dataset: U:\Q4.PRO\results\180108M2\180108M2-CRV-B.qld

Last Altered: Tuesday, January 09, 2018 12:49:43 Pacific Standard Time

Printed: Tuesday, January 09, 2018 12:55:18 Pacific Standard Time

Name: 180108M2_6, Date: 09-Jan-2018, Time: 01:32:37, ID: ST180108M2-6 PFC CS3 18A0811, Description: ST180108M2-6 PFC CS3 18A0811



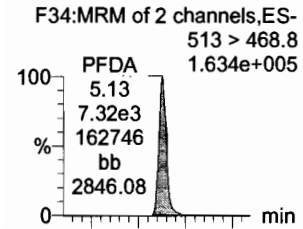
Dataset: U:\Q4.PRO\results\180108M2\180108M2-CRV-B.qld

Last Altered: Tuesday, January 09, 2018 12:49:43 Pacific Standard Time

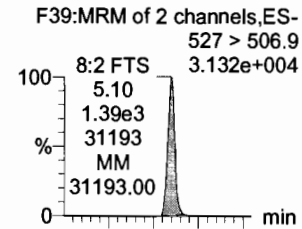
Printed: Tuesday, January 09, 2018 12:55:18 Pacific Standard Time

Name: 180108M2_6, Date: 09-Jan-2018, Time: 01:32:37, ID: ST180108M2-6 PFC CS3 18A0811, Description: ST180108M2-6 PFC CS3 18A0811

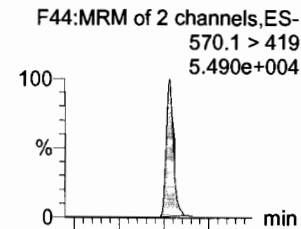
PFDA



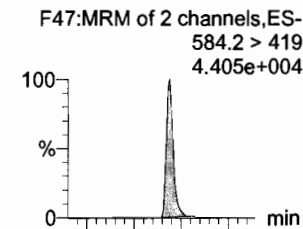
8:2 FTS



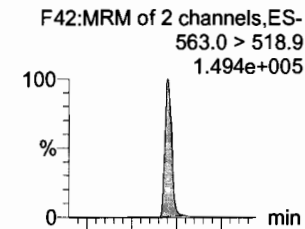
N-MeFOSAA



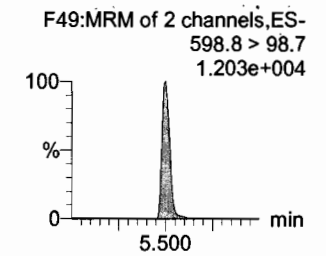
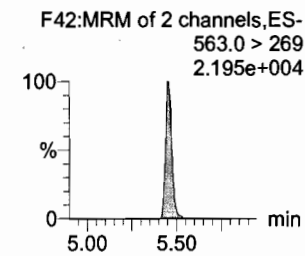
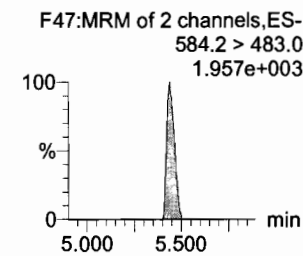
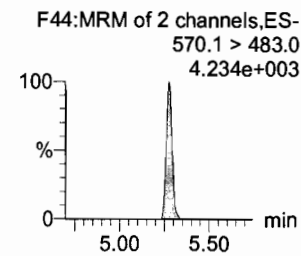
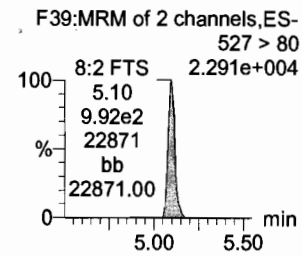
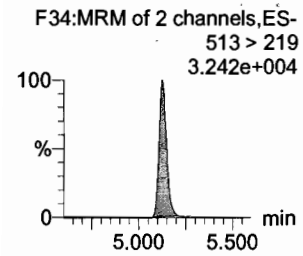
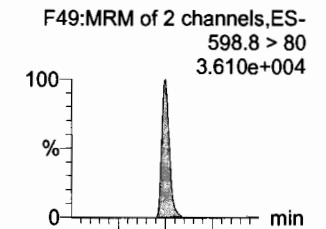
N-EtFOSAA




PFUdA



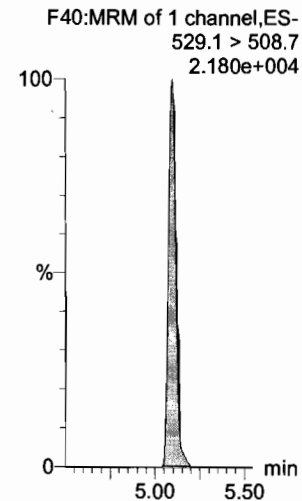
PFDS



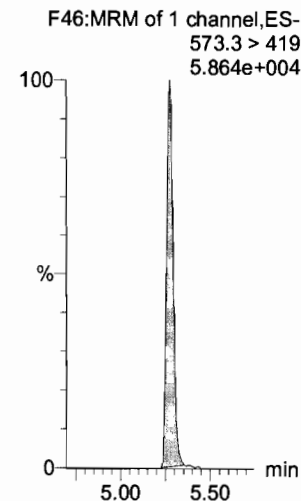
13C2-PFDA



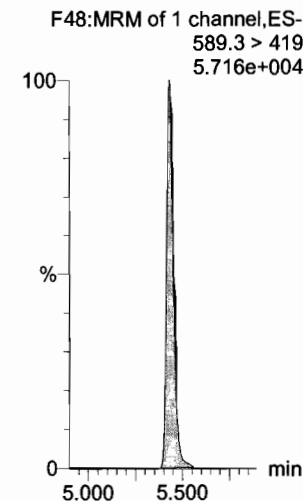
13C2-8:2 FTS



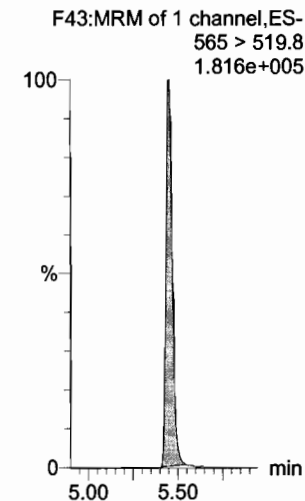
d3-N-MeFOSAA



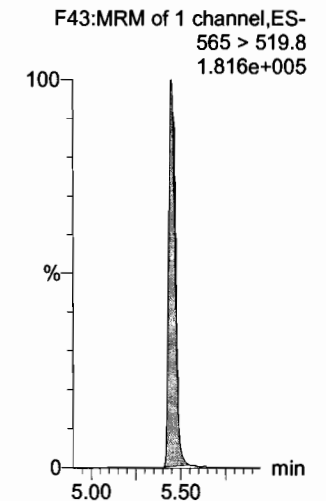
d5-N-EtFOSAA



13C2-PFUdA



13C2-PFUdA



Dataset: U:\Q4.PRO\results\180108M2\180108M2-CRV-B.qld


Last Altered: Tuesday, January 09, 2018 12:49:43 Pacific Standard Time

Printed: Tuesday, January 09, 2018 12:55:18 Pacific Standard Time

Name: 180108M2_6, Date: 09-Jan-2018, Time: 01:32:37, ID: ST180108M2-6 PFC CS3 18A0811, Description: ST180108M2-6 PFC CS3 18A0811

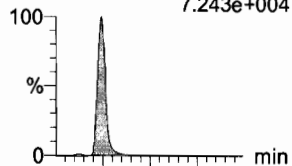
PFDoA

F50:MRM of 2 channels,ES-
612.9 > 569.0
1.908e+005



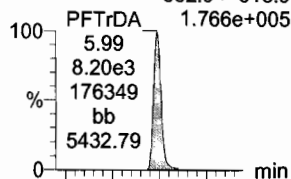
N-MeFOSA

F33:MRM of 2 channels,ES-
512.1 > 168.9
7.243e+004



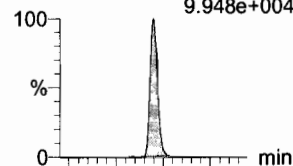
PFTrDA

F56:MRM of 2 channels,ES-
662.9 > 618.9
1.766e+005



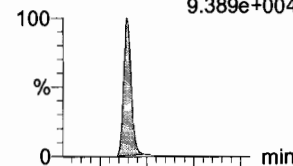
PFTeDA

F57:MRM of 2 channels,ES-
712.9 > 668.8
9.948e+004



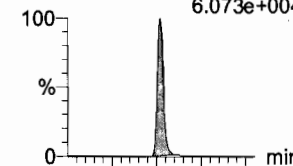
N-EtFOSA

F38:MRM of 2 channels,ES-
526.1 > 168.9
9.389e+004

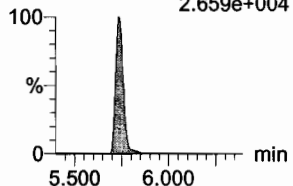


PFHxDA

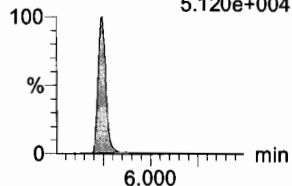
F59:MRM of 2 channels,ES-
813.1 > 768.6
6.073e+004



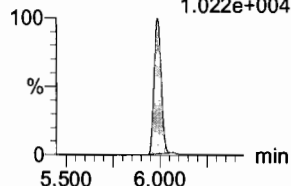
F50:MRM of 2 channels,ES-
612.9 > 318.8
2.659e+004



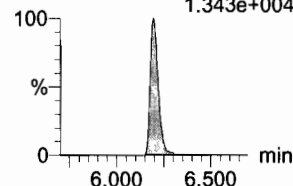
F33:MRM of 2 channels,ES-
512.1 > 219
5.120e+004



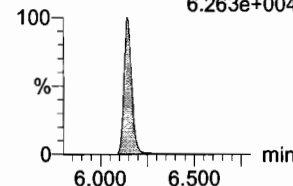
F56:MRM of 2 channels,ES-
662.9 > 319
1.022e+004



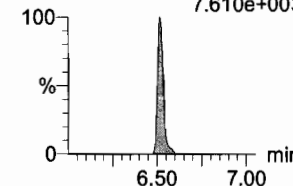
F57:MRM of 2 channels,ES-
712.9 > 369
1.343e+004



F38:MRM of 2 channels,ES-
526.1 > 219
6.263e+004

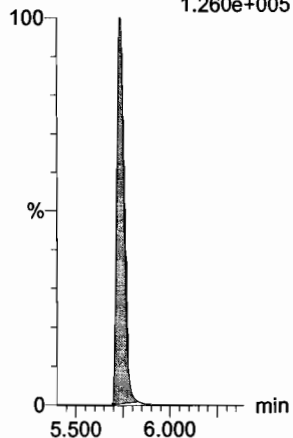


F59:MRM of 2 channels,ES-
813.1 > 219
7.610e+003




13C2-PFDoA

F51:MRM of 1 channel,ES-
615.0 > 569.7
1.260e+005



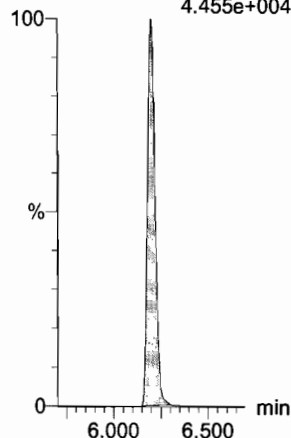
d3-N-MeFOSA

F36:MRM of 1 channel,ES-
515.2 > 168.9
2.073e+005



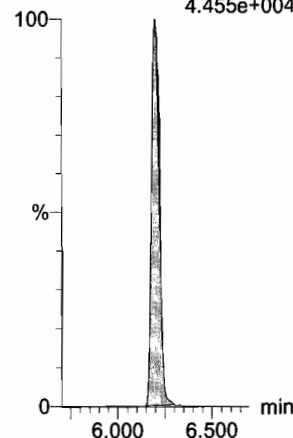
13C2-PFTeDA

F58:MRM of 2 channels,ES-
714.8 > 669.6
4.455e+004



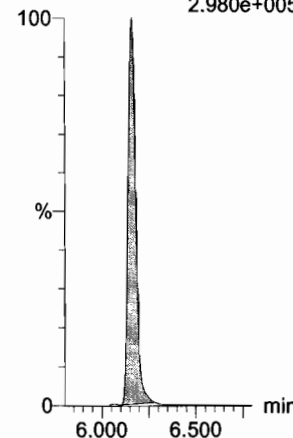
13C2-PFTeDA

F58:MRM of 2 channels,ES-
714.8 > 669.6
4.455e+004



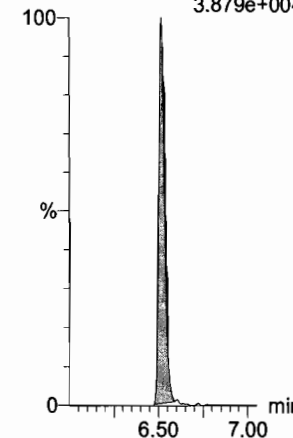
d5-N-ETFOSA

F41:MRM of 1 channel,ES-
531.1 > 168.9
2.980e+005



13C2-PFHxDA

F60:MRM of 1 channel,ES-
815 > 769.7
3.879e+004

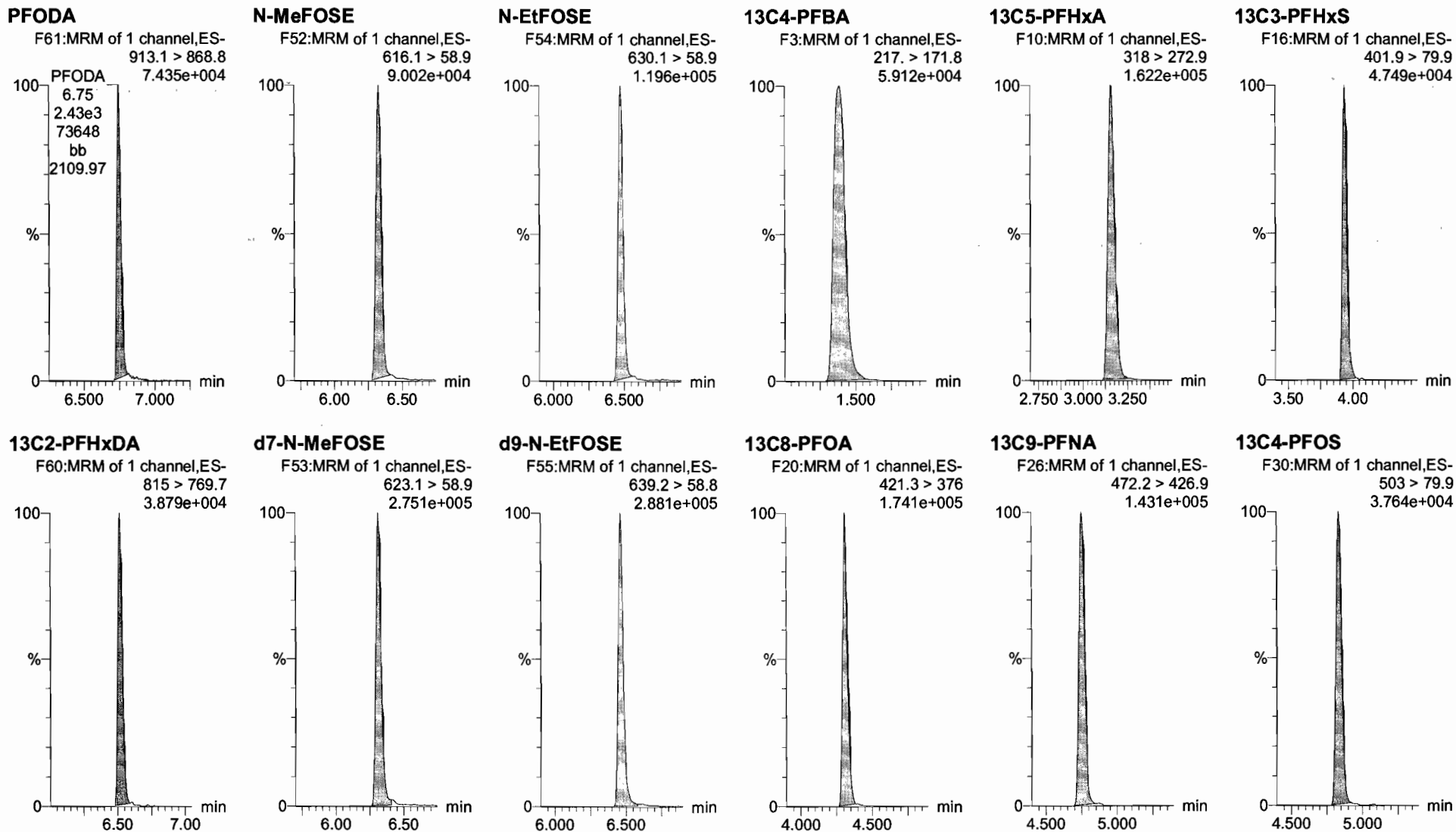


Dataset: U:\Q4.PRO\results\180108M2\180108M2-CRV-B.qld

Last Altered: Tuesday, January 09, 2018 12:49:43 Pacific Standard Time

Printed: Tuesday, January 09, 2018 12:55:18 Pacific Standard Time

Name: 180108M2_6, Date: 09-Jan-2018, Time: 01:32:37, ID: ST180108M2-6 PFC CS3 18A0811, Description: ST180108M2-6 PFC CS3 18A0811



Dataset: U:\Q4.PRO\results\180108M2\180108M2-CRV-B.qld


Last Altered: Tuesday, January 09, 2018 12:49:43 Pacific Standard Time

Printed: Tuesday, January 09, 2018 12:55:18 Pacific Standard Time

Name: 180108M2_6, Date: 09-Jan-2018, Time: 01:32:37, ID: ST180108M2-6 PFC CS3 18A0811, Description: ST180108M2-6 PFC CS3 18A0811


13C6-PFDA

F37:MRM of 1 channel,ES-
519.1 > 473.7
9.508e+004



13C7-PFUdA

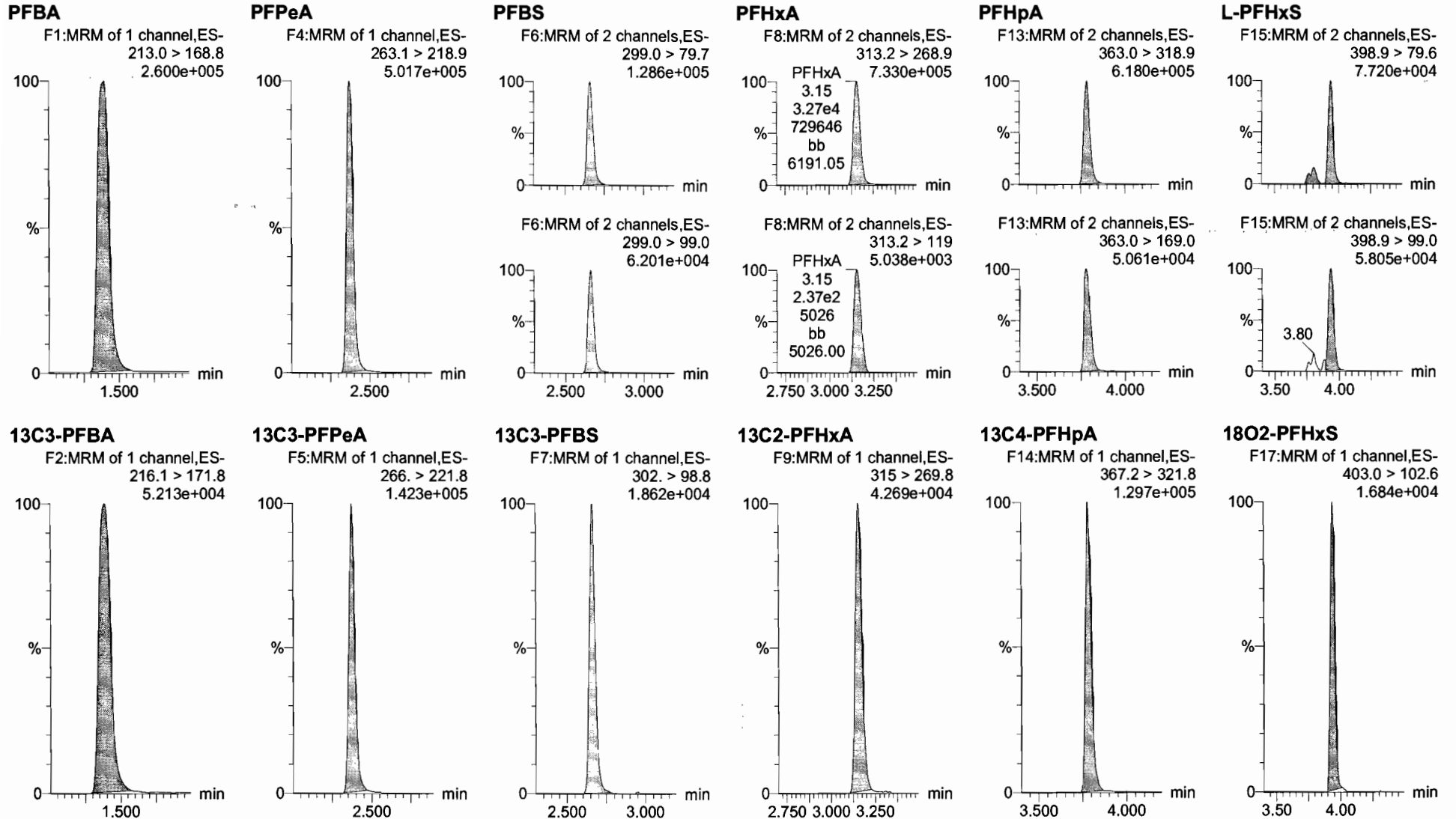
F45:MRM of 1 channel,ES-
570.1 > 524.8
1.907e+005



Dataset: U:\Q4.PRO\results\180108M2\180108M2-CRV-B.qld

Last Altered: Tuesday, January 09, 2018 12:49:43 Pacific Standard Time
Printed: Tuesday, January 09, 2018 12:55:18 Pacific Standard Time

Name: 180108M2_7, Date: 09-Jan-2018, Time: 01:43:47, ID: ST180108M2-7 PFC CS4 18A0812, Description: ST180108M2-7 PFC CS4 18A0812

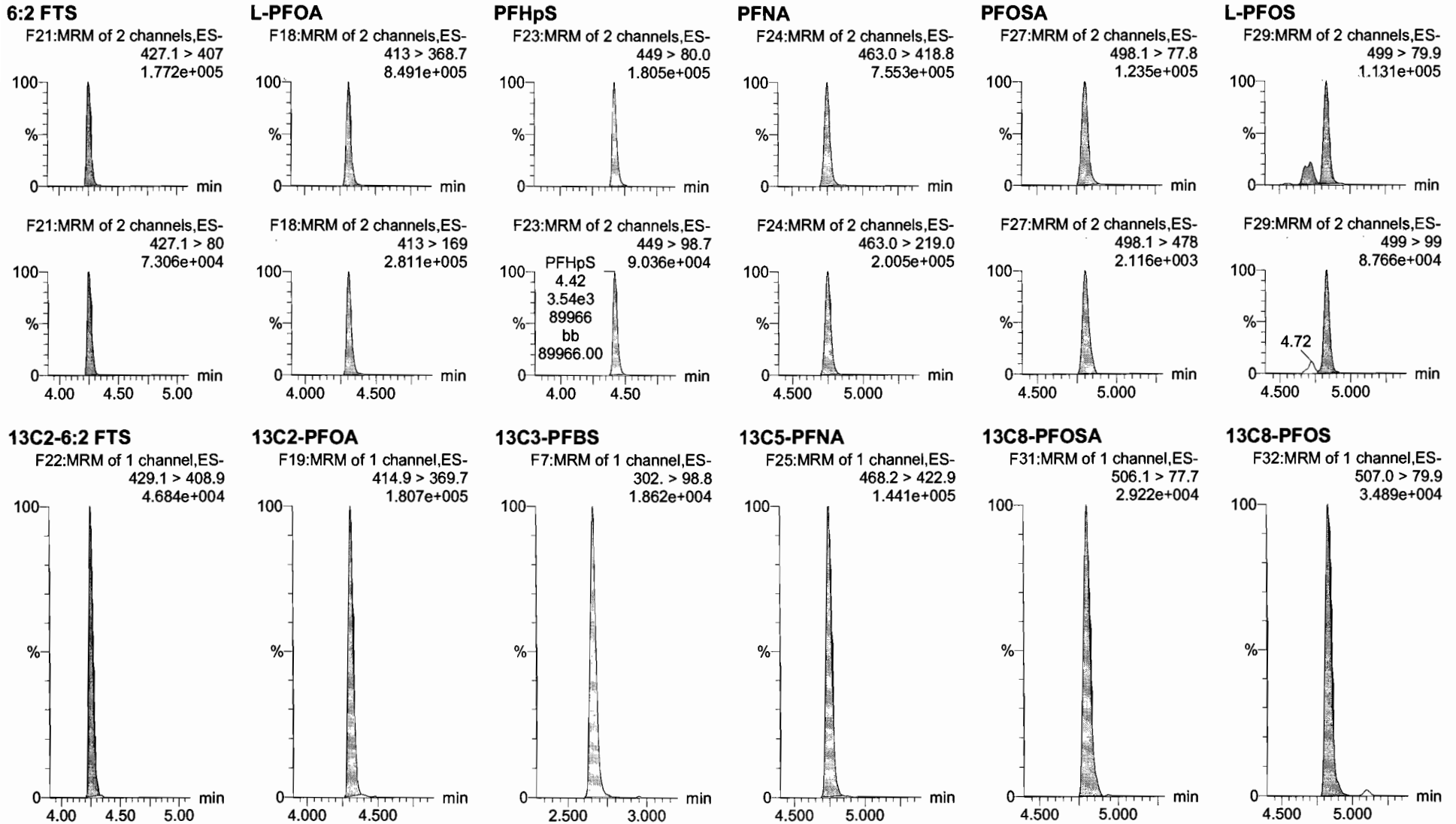


Dataset: U:\Q4.PRO\results\180108M2\180108M2-CRV-B.qld

Last Altered: Tuesday, January 09, 2018 12:49:43 Pacific Standard Time

Printed: Tuesday, January 09, 2018 12:55:18 Pacific Standard Time

Name: 180108M2_7, Date: 09-Jan-2018, Time: 01:43:47, ID: ST180108M2-7 PFC CS4 18A0812, Description: ST180108M2-7 PFC CS4 18A0812



Dataset: U:\Q4.PRO\results\180108M2\180108M2-CRV-B.qld


Last Altered: Tuesday, January 09, 2018 12:49:43 Pacific Standard Time

Printed: Tuesday, January 09, 2018 12:55:18 Pacific Standard Time

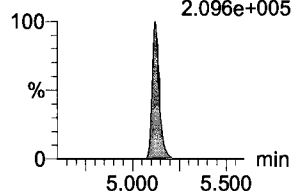
Name: 180108M2_7, Date: 09-Jan-2018, Time: 01:43:47, ID: ST180108M2-7 PFC CS4 18A0812, Description: ST180108M2-7 PFC CS4 18A0812

PFDA

F34:MRM of 2 channels,ES-
513 > 468.8
8.221e+005



F34:MRM of 2 channels,ES-
513 > 219
2.096e+005

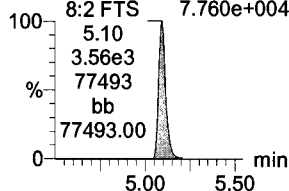


8:2 FTS

F39:MRM of 2 channels,ES-
527 > 506.9
1.425e+005

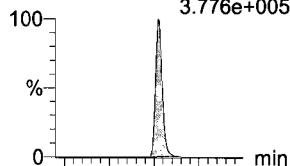


F39:MRM of 2 channels,ES-
527 > 80
7.760e+004

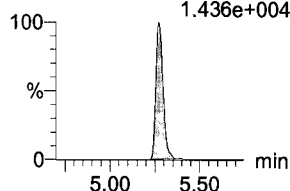


N-MeFOSAA

F44:MRM of 2 channels,ES-
570.1 > 419
3.776e+005

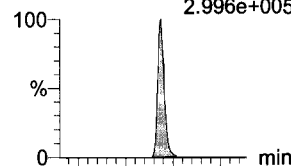


F44:MRM of 2 channels,ES-
570.1 > 483.0
1.436e+004

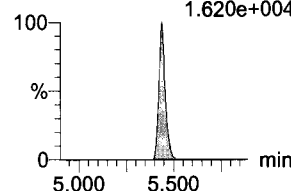


N-EtFOSAA

F47:MRM of 2 channels,ES-
584.2 > 419
2.996e+005

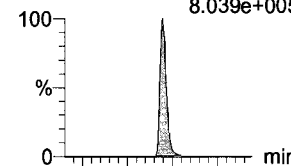


F47:MRM of 2 channels,ES-
584.2 > 483.0
1.620e+004

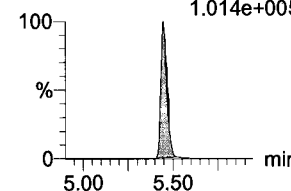


PFUdA

F42:MRM of 2 channels,ES-
563.0 > 518.9
8.039e+005

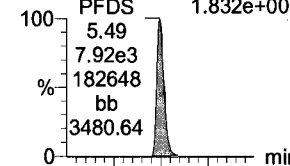


F42:MRM of 2 channels,ES-
563.0 > 269
1.014e+005

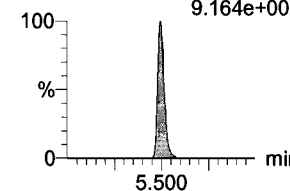


PFDS

F49:MRM of 2 channels,ES-
598.8 > 80
1.832e+005

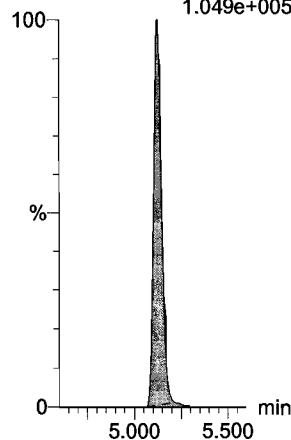


F49:MRM of 2 channels,ES-
598.8 > 98.7
9.164e+004



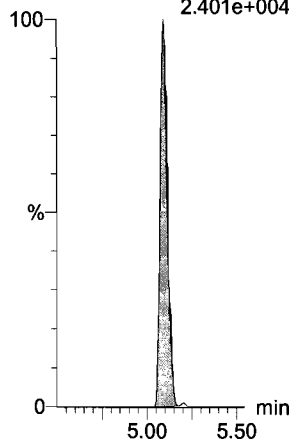
13C2-PFDA

F35:MRM of 1 channel,ES-
515.1 > 469.9
1.049e+005



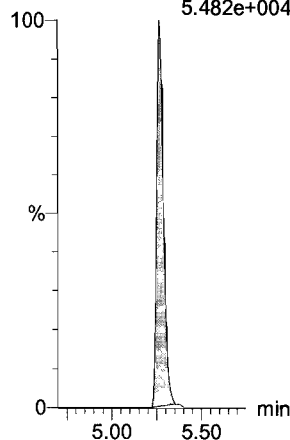
13C2-8:2 FTS

F40:MRM of 1 channel,ES-
529.1 > 508.7
2.401e+004



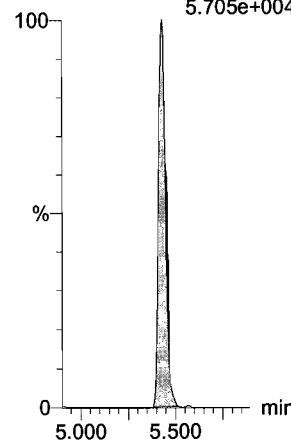
d3-N-MeFOSAA

F46:MRM of 1 channel,ES-
573.3 > 419
5.482e+004



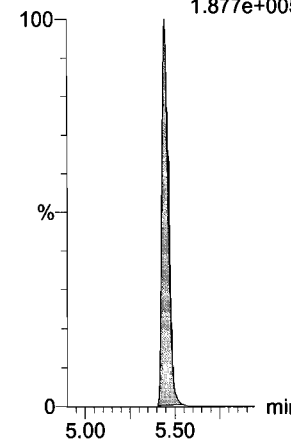
d5-N-EtFOSAA

F48:MRM of 1 channel,ES-
589.3 > 419
5.705e+004



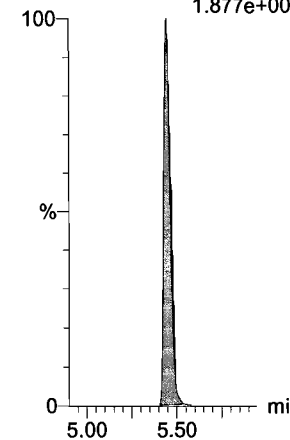
13C2-PFUdA

F43:MRM of 1 channel,ES-
565 > 519.8
1.877e+005



13C2-PFUdA

F43:MRM of 1 channel,ES-
565 > 519.8
1.877e+005

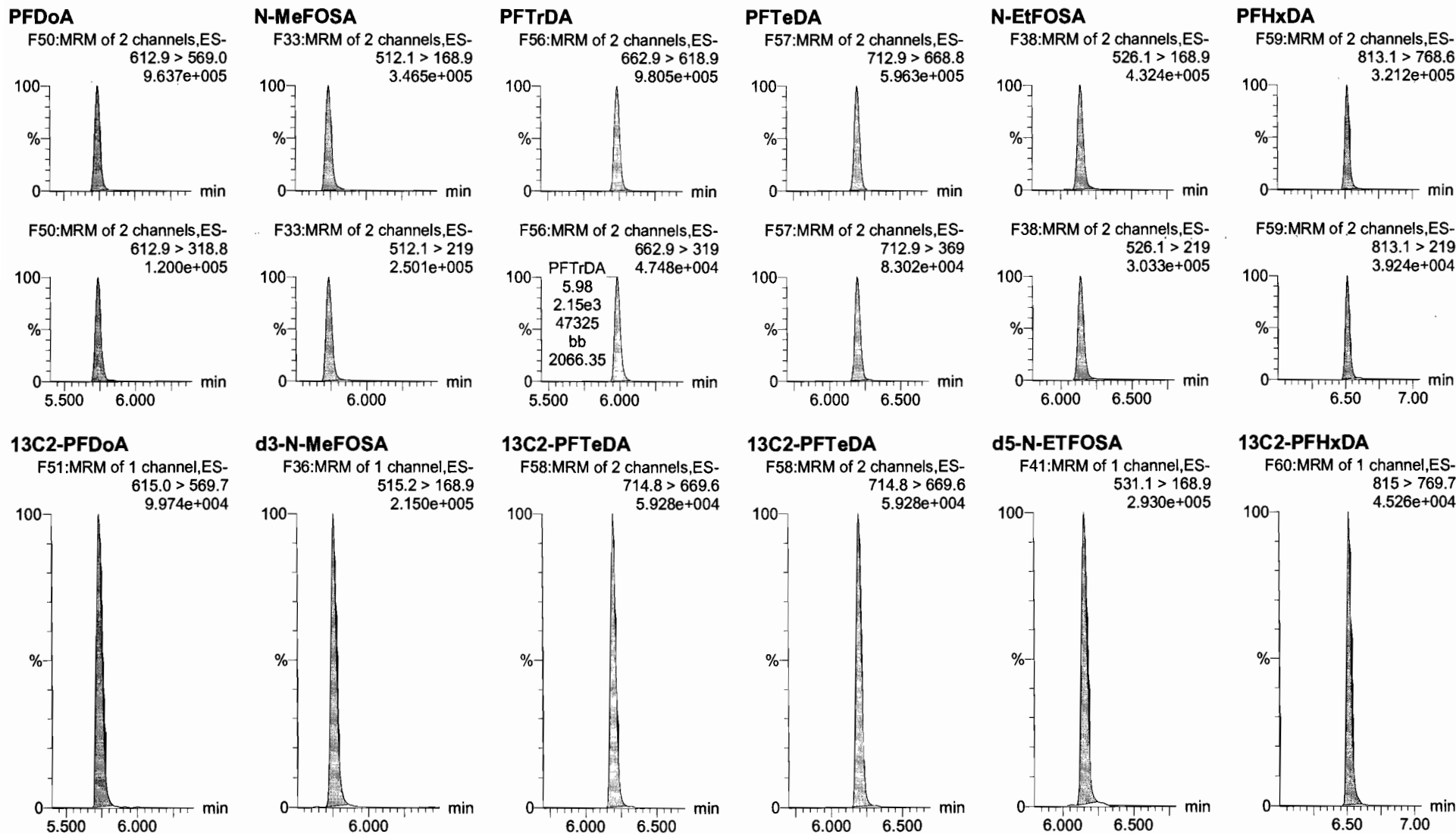


Dataset: U:\Q4.PRO\results\180108M2\180108M2-CRV-B.qld

Last Altered: Tuesday, January 09, 2018 12:49:43 Pacific Standard Time

Printed: Tuesday, January 09, 2018 12:55:18 Pacific Standard Time

Name: 180108M2_7, Date: 09-Jan-2018, Time: 01:43:47, ID: ST180108M2-7 PFC CS4 18A0812, Description: ST180108M2-7 PFC CS4 18A0812

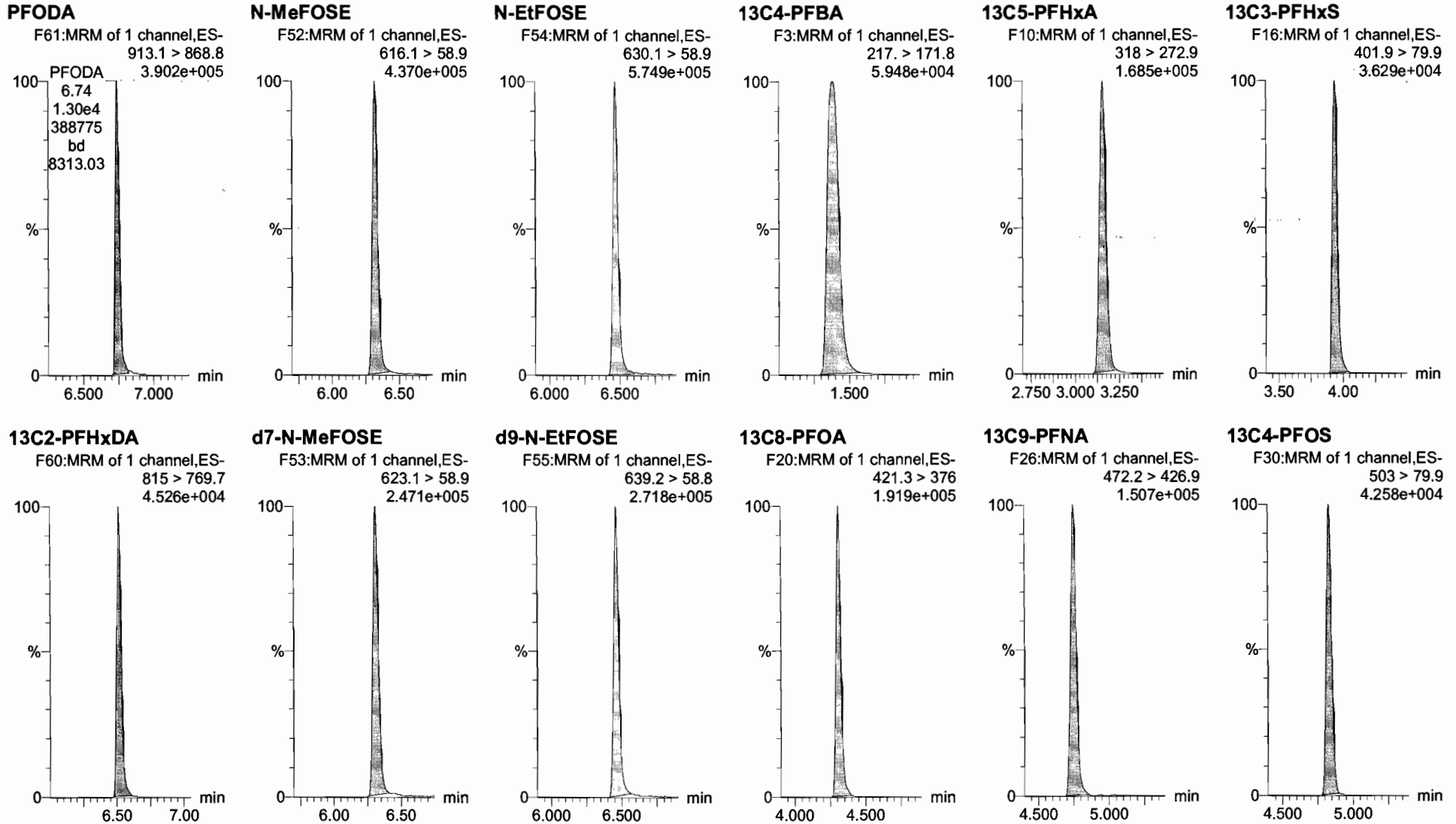


Dataset: U:\Q4.PRO\results\180108M2\180108M2-CRV-B.qld

Last Altered: Tuesday, January 09, 2018 12:49:43 Pacific Standard Time

Printed: Tuesday, January 09, 2018 12:55:18 Pacific Standard Time

Name: 180108M2_7, Date: 09-Jan-2018, Time: 01:43:47, ID: ST180108M2-7 PFC CS4 18A0812, Description: ST180108M2-7 PFC CS4 18A0812



Dataset: U:\Q4.PRO\results\180108M2\180108M2-CRV-B.qld


Last Altered: Tuesday, January 09, 2018 12:49:43 Pacific Standard Time

Printed: Tuesday, January 09, 2018 12:55:18 Pacific Standard Time

Name: 180108M2_7, Date: 09-Jan-2018, Time: 01:43:47, ID: ST180108M2-7 PFC CS4 18A0812, Description: ST180108M2-7 PFC CS4 18A0812


13C6-PFDA

F37:MRM of 1 channel,ES-
519.1 > 473.7
1.141e+005



13C7-PFUdA

F45:MRM of 1 channel,ES-
570.1 > 524.8
1.712e+005

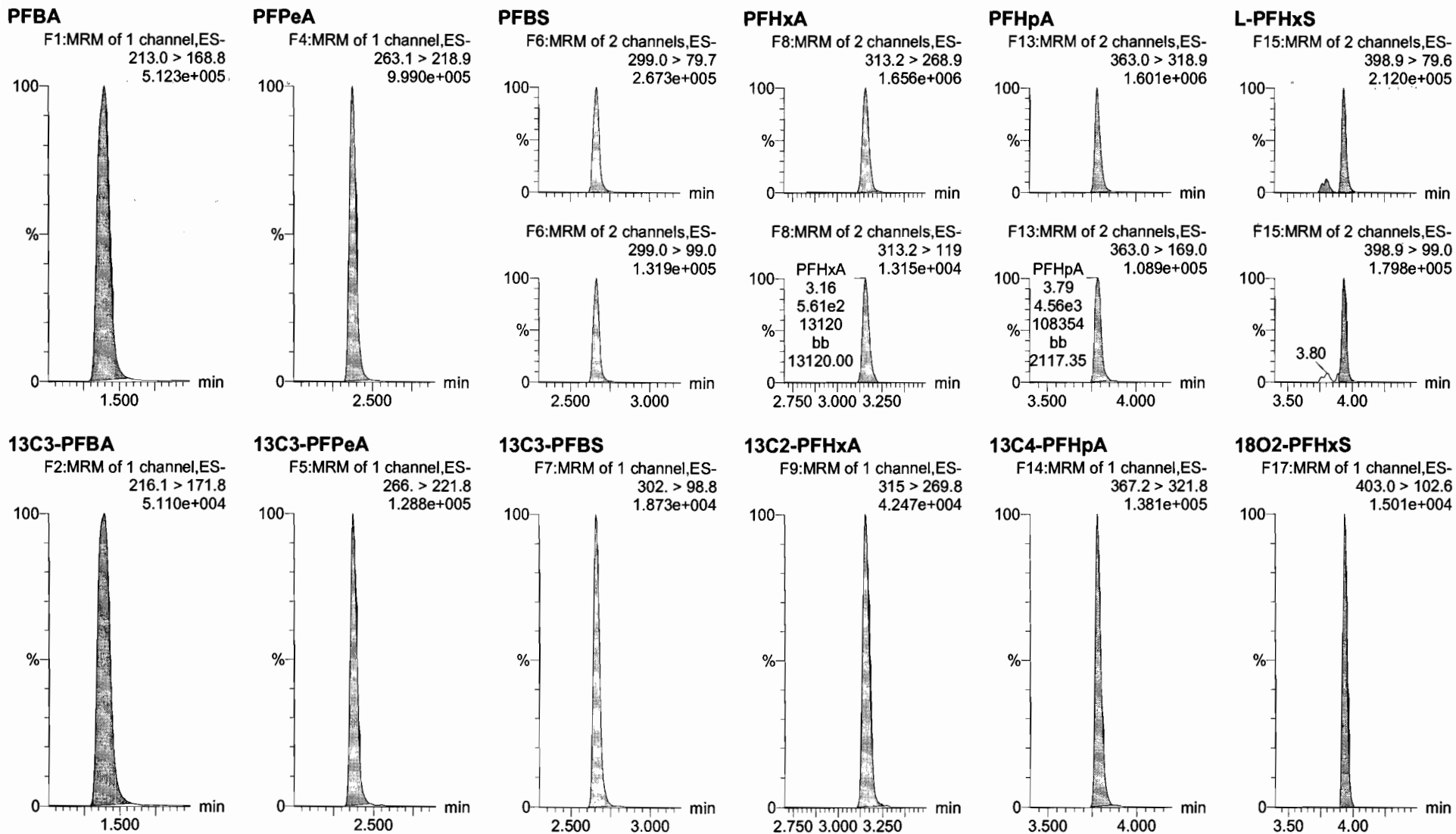


Dataset: U:\Q4.PRO\results\180108M2\180108M2-CRV-B.qld

Last Altered: Tuesday, January 09, 2018 12:49:43 Pacific Standard Time

Printed: Tuesday, January 09, 2018 12:55:18 Pacific Standard Time

Name: 180108M2_8, Date: 09-Jan-2018, Time: 01:54:58, ID: ST180108M2-8 PFC CS5 18A0813, Description: ST180108M2-8 PFC CS5 18A0813



Dataset: U:\Q4.PRO\results\180108M2\180108M2-CRV-B.qld


Last Altered: Tuesday, January 09, 2018 12:49:43 Pacific Standard Time

Printed: Tuesday, January 09, 2018 12:55:18 Pacific Standard Time

Name: 180108M2_8, Date: 09-Jan-2018, Time: 01:54:58, ID: ST180108M2-8 PFC CS5 18A0813, Description: ST180108M2-8 PFC CS5 18A0813

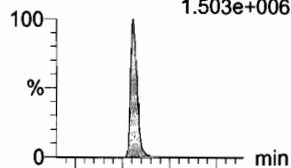
6:2 FTS

F21:MRM of 2 channels,ES-
427.1 > 407
3.195e+005



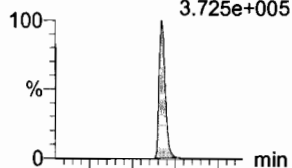
L-PFOA

F18:MRM of 2 channels,ES-
413 > 368.7
1.503e+006



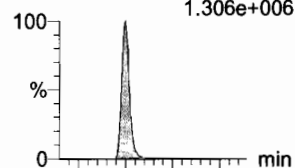
PFHpS

F23:MRM of 2 channels,ES-
449 > 80.0
3.725e+005



PFNA

F24:MRM of 2 channels,ES-
463.0 > 418.8
1.306e+006



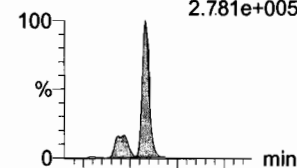
PFOSA

F27:MRM of 2 channels,ES-
498.1 > 77.8
3.152e+005

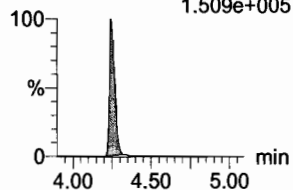


L-PFOS

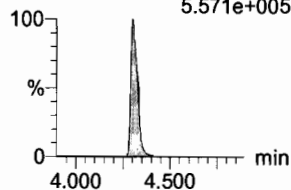
F29:MRM of 2 channels,ES-
499 > 79.9
2.781e+005



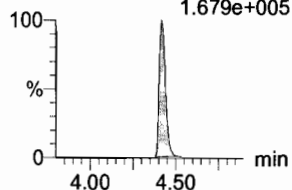
F21:MRM of 2 channels,ES-
427.1 > 80
1.509e+005



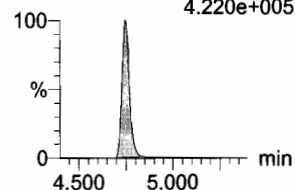
F18:MRM of 2 channels,ES-
413 > 169
5.571e+005



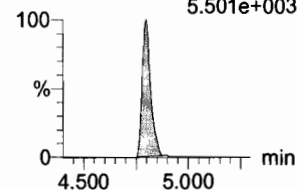
F23:MRM of 2 channels,ES-
449 > 98.7
1.679e+005



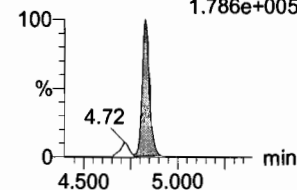
F24:MRM of 2 channels,ES-
463.0 > 219.0
4.220e+005



F27:MRM of 2 channels,ES-
498.1 > 478
5.501e+003




F29:MRM of 2 channels,ES-
499 > 99
1.786e+005




13C2-6:2 FTS

F22:MRM of 1 channel,ES-
429.1 > 408.9
4.079e+004



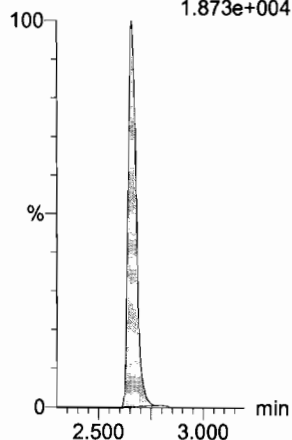
13C2-PFOA

F19:MRM of 1 channel,ES-
414.9 > 369.7
1.649e+005



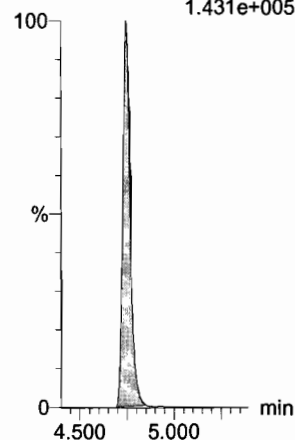
13C3-PFBS

F7:MRM of 1 channel,ES-
302. > 98.8
1.873e+004



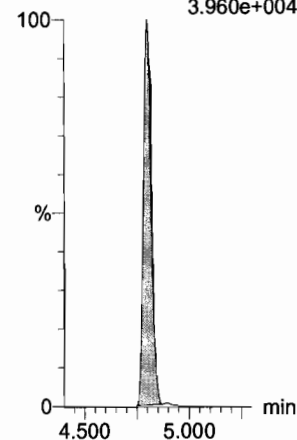
13C5-PFNA

F25:MRM of 1 channel,ES-
468.2 > 422.9
1.431e+005



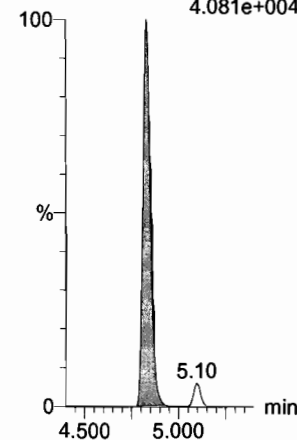
13C8-PFOA

F31:MRM of 1 channel,ES-
506.1 > 77.7
3.960e+004



13C8-PFOS

F32:MRM of 1 channel,ES-
507.0 > 79.9
4.081e+004

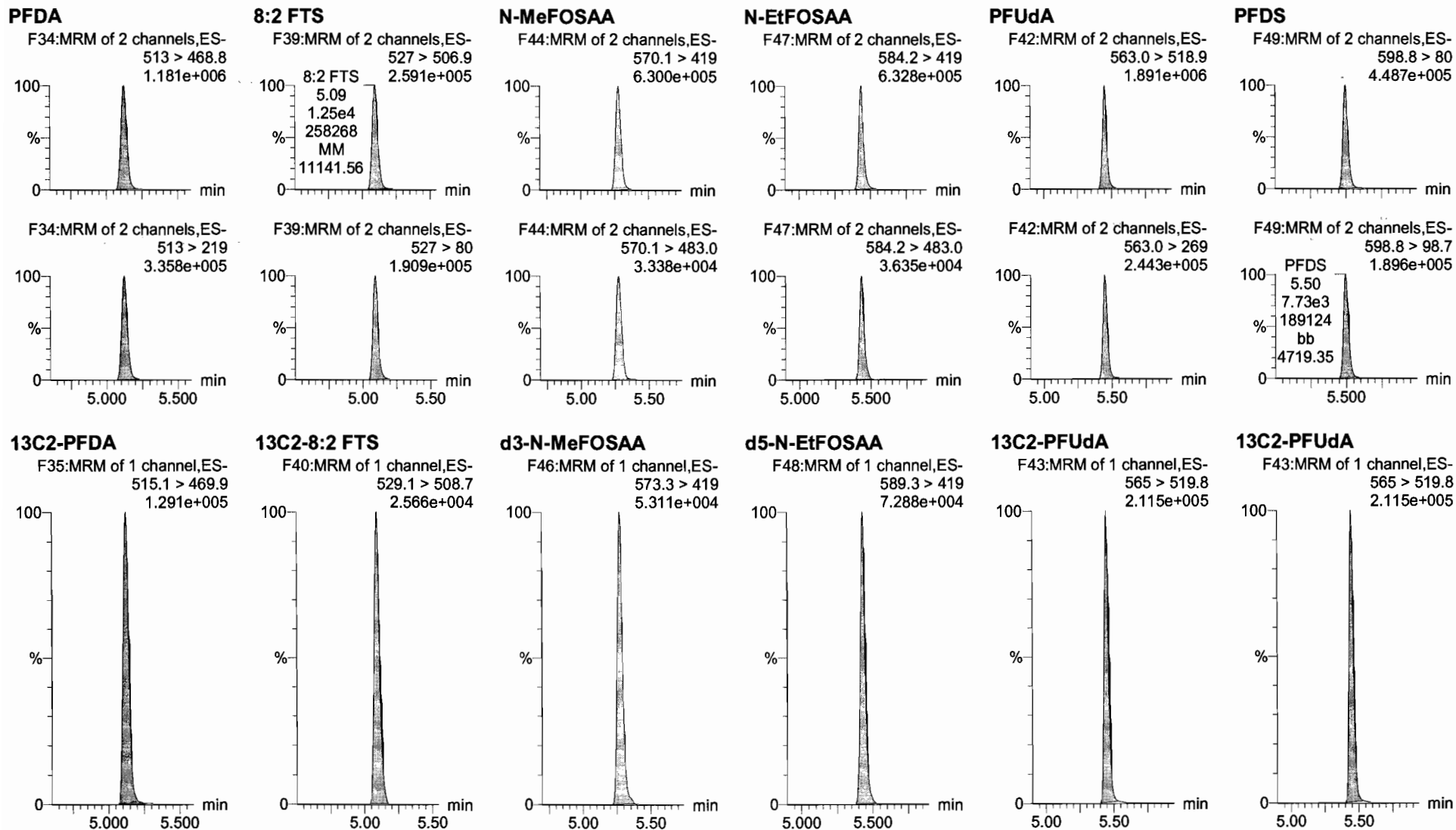


Dataset: U:\Q4.PRO\results\180108M2\180108M2-CRV-B.qld

Last Altered: Tuesday, January 09, 2018 12:49:43 Pacific Standard Time

Printed: Tuesday, January 09, 2018 12:55:18 Pacific Standard Time

Name: 180108M2_8, Date: 09-Jan-2018, Time: 01:54:58, ID: ST180108M2-8 PFC CS5 18A0813, Description: ST180108M2-8 PFC CS5 18A0813



Dataset: U:\Q4.PRO\results\180108M2\180108M2-CRV-B.qld


Last Altered: Tuesday, January 09, 2018 12:49:43 Pacific Standard Time

Printed: Tuesday, January 09, 2018 12:55:18 Pacific Standard Time

Name: 180108M2_8, Date: 09-Jan-2018, Time: 01:54:58, ID: ST180108M2-8 PFC CS5 18A0813, Description: ST180108M2-8 PFC CS5 18A0813

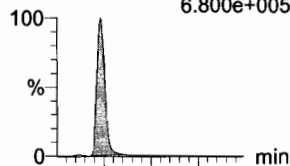
PFDoA

F50:MRM of 2 channels,ES-
612.9 > 569.0
1.680e+006




N-MeFOSA

F33:MRM of 2 channels,ES-
512.1 > 168.9
6.800e+005



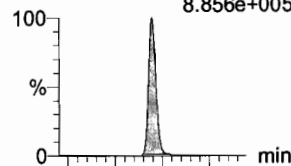
PFTrDA

F56:MRM of 2 channels,ES-
662.9 > 618.9
2.207e+006



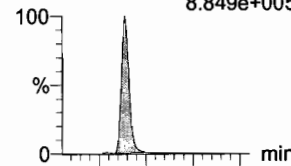
PFTeDA

F57:MRM of 2 channels,ES-
712.9 > 668.8
8.856e+005



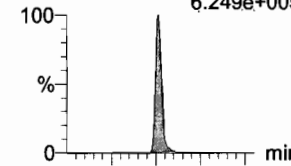
N-EtFOSA

F38:MRM of 2 channels,ES-
526.1 > 168.9
8.849e+005

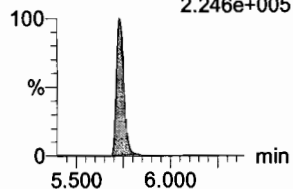


PFHxDA

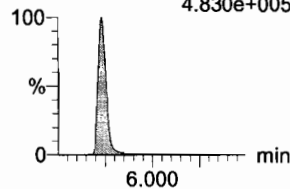
F59:MRM of 2 channels,ES-
813.1 > 768.6
6.249e+005



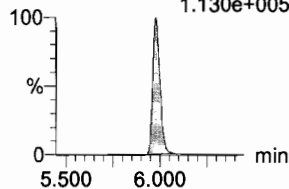
F50:MRM of 2 channels,ES-
612.9 > 318.8
2.246e+005



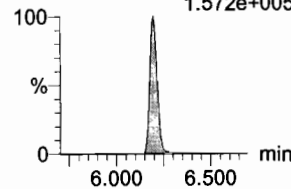
F33:MRM of 2 channels,ES-
512.1 > 219
4.830e+005



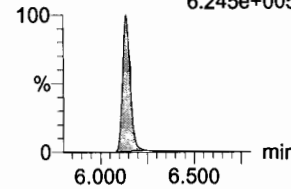
F56:MRM of 2 channels,ES-
662.9 > 319
1.130e+005



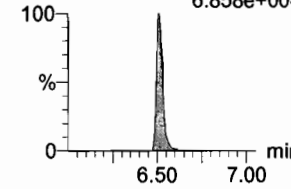
F57:MRM of 2 channels,ES-
712.9 > 369
1.572e+005



F38:MRM of 2 channels,ES-
526.1 > 219
6.245e+005

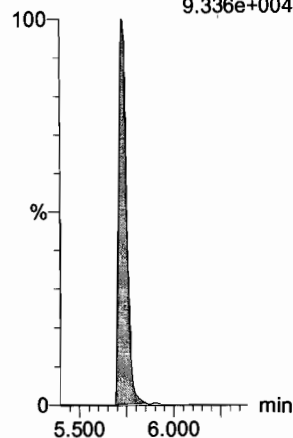


F59:MRM of 2 channels,ES-
813.1 > 219
6.858e+004



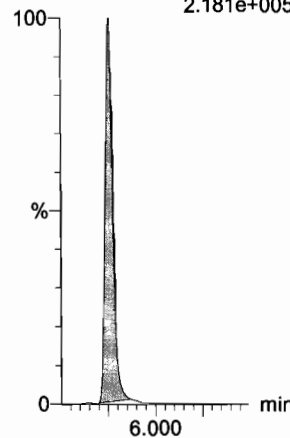
13C2-PFDoA

F51:MRM of 1 channel,ES-
615.0 > 569.7
9.336e+004



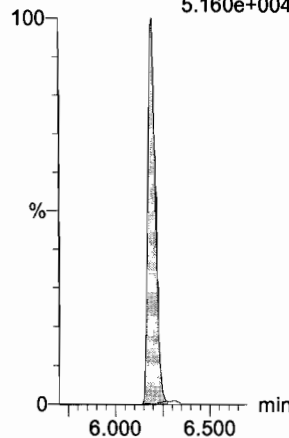
d3-N-MeFOSA

F36:MRM of 1 channel,ES-
515.2 > 168.9
2.181e+005




13C2-PFTeDA

F58:MRM of 2 channels,ES-
714.8 > 669.6
5.160e+004



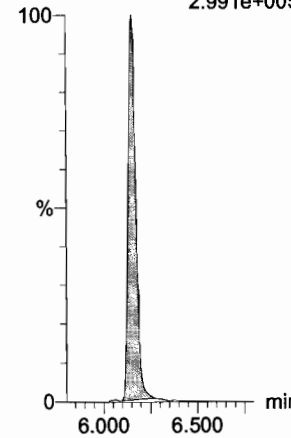
13C2-PFTeDA

F58:MRM of 2 channels,ES-
714.8 > 669.6
5.160e+004




d5-N-ETFOSA

F41:MRM of 1 channel,ES-
531.1 > 168.9
2.991e+005



13C2-PFHxDA

F60:MRM of 1 channel,ES-
815 > 769.7
4.056e+004

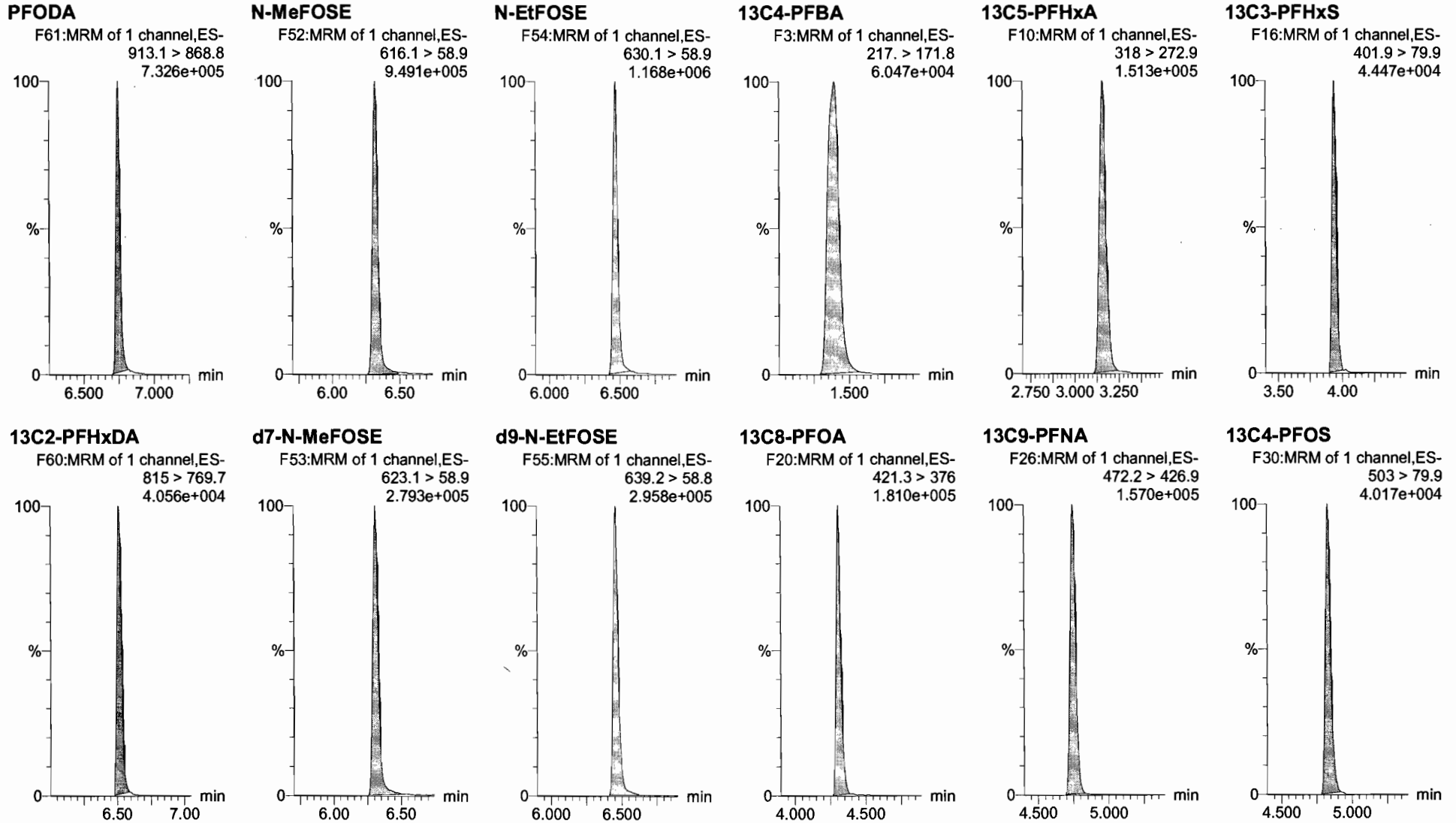


Dataset: U:\Q4.PRO\results\180108M2\180108M2-CRV-B.qld

Last Altered: Tuesday, January 09, 2018 12:49:43 Pacific Standard Time

Printed: Tuesday, January 09, 2018 12:55:18 Pacific Standard Time

Name: 180108M2_8, Date: 09-Jan-2018, Time: 01:54:58, ID: ST180108M2-8 PFC CS5 18A0813, Description: ST180108M2-8 PFC CS5 18A0813



Dataset: U:\Q4.PRO\results\180108M2\180108M2-CRV-B.qld

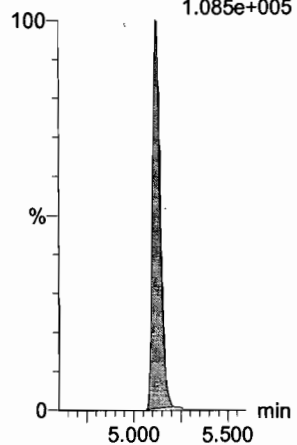
Last Altered: Tuesday, January 09, 2018 12:49:43 Pacific Standard Time

Printed: Tuesday, January 09, 2018 12:55:18 Pacific Standard Time

Name: 180108M2_8, Date: 09-Jan-2018, Time: 01:54:58, ID: ST180108M2-8 PFC CS5 18A0813, Description: ST180108M2-8 PFC CS5 18A0813


13C6-PFDA

F37:MRM of 1 channel,ES-
519.1 > 473.7
1.085e+005



13C7-PFUDa

F45:MRM of 1 channel,ES-
570.1 > 524.8
1.955e+005




Dataset: U:\Q4.PRO\results\180108M2\180108M2-CRV-B.qld

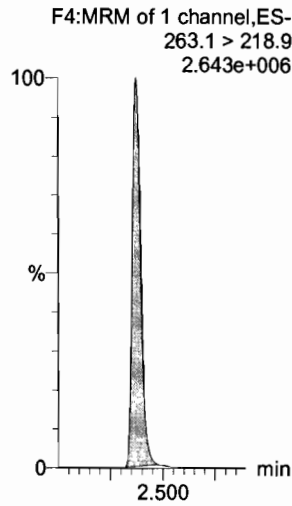
Last Altered: Tuesday, January 09, 2018 12:49:43 Pacific Standard Time
Printed: Tuesday, January 09, 2018 12:55:18 Pacific Standard Time

Name: 180108M2_9, Date: 09-Jan-2018, Time: 02:06:09, ID: ST180108M2-9 PFC CS6 18A0814, Description: ST180108M2-9 PFC CS6 18A0814

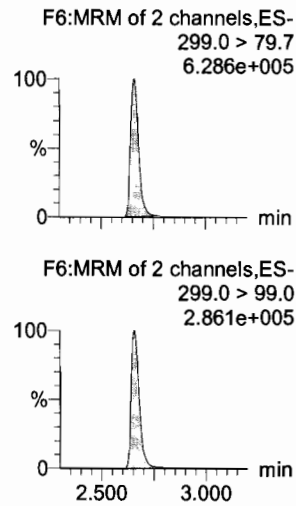
PFBA



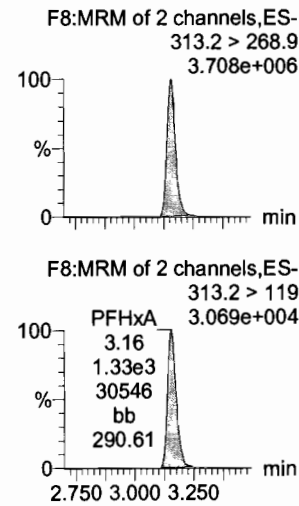
PFPeA



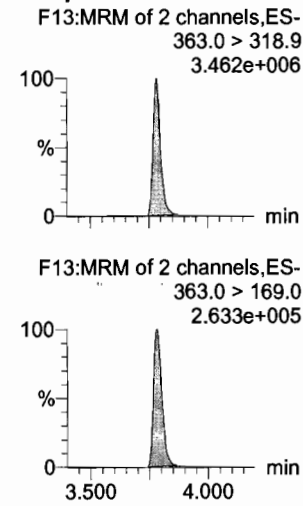
PFBS



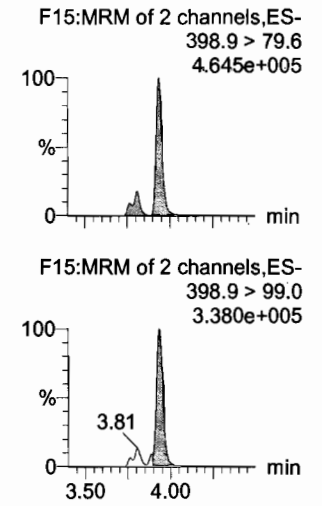
PFHxA




PFHpA



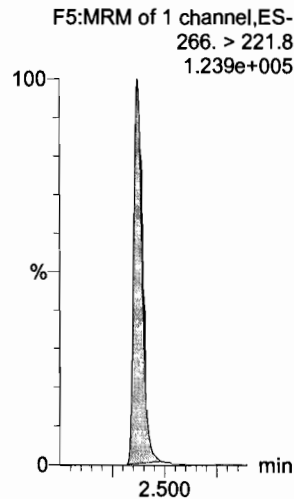
L-PFHxS



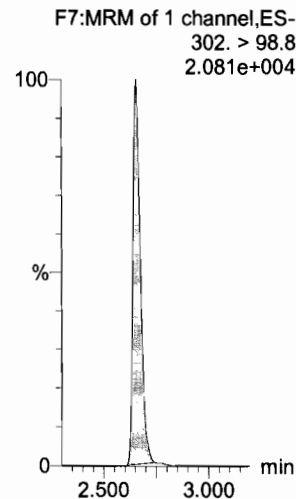
13C3-PFBA



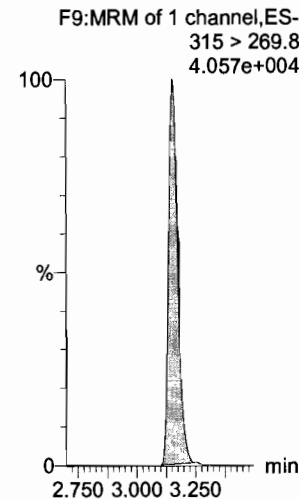
13C3-PFPeA



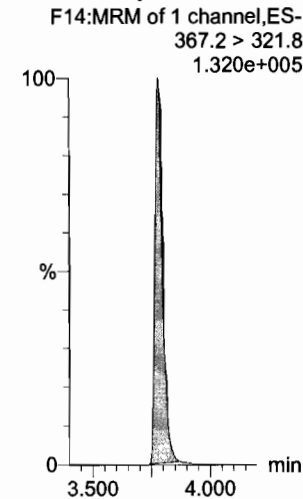
13C3-PFBS



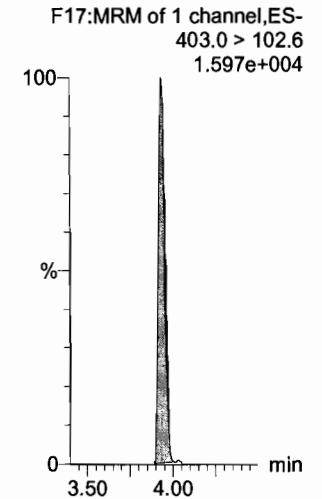
13C2-PFHxA



13C4-PFHpA



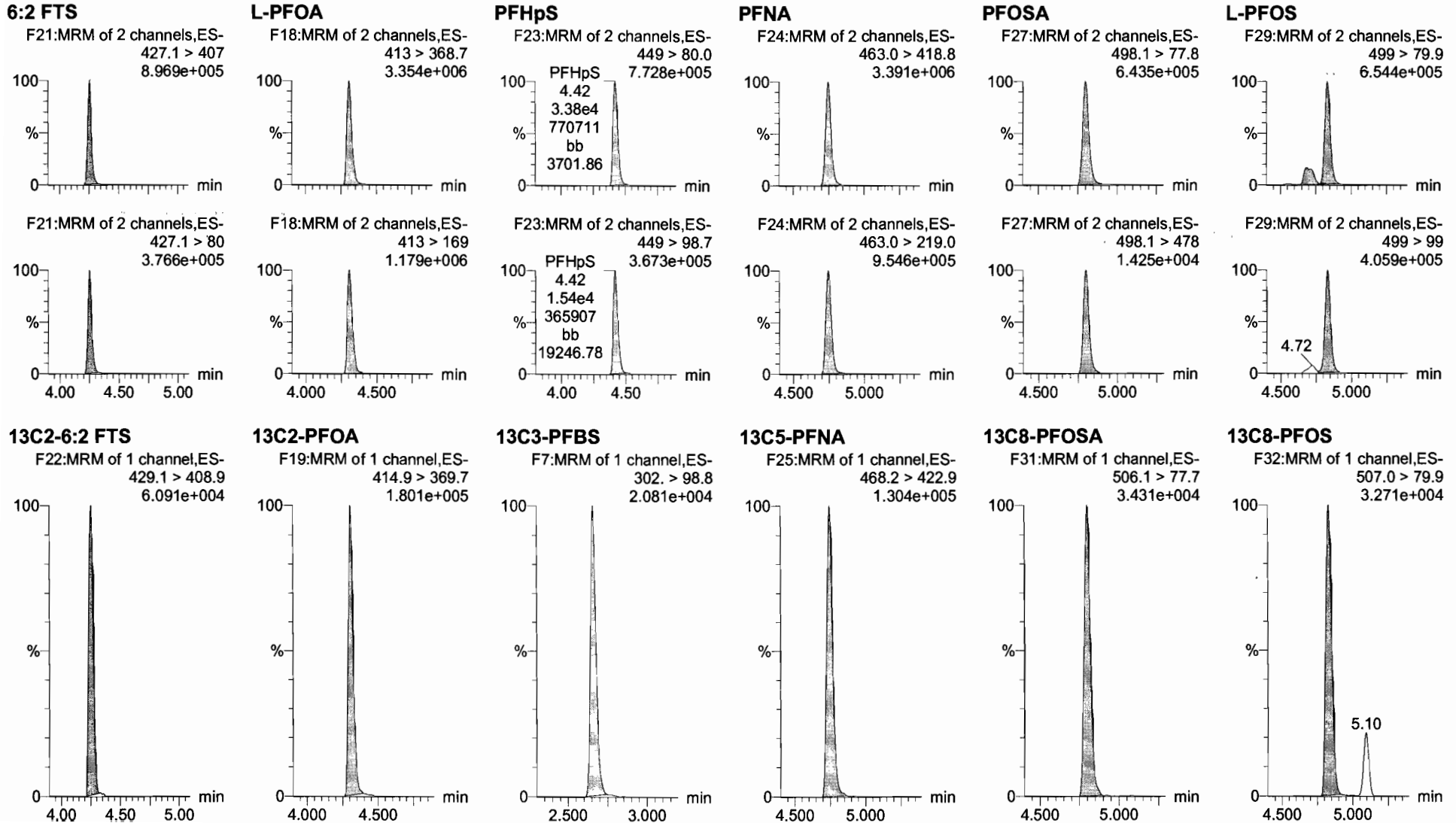
18O2-PFHxS



Dataset: U:\Q4.PRO\results\180108M2\180108M2-CRV-B.qld

Last Altered: Tuesday, January 09, 2018 12:49:43 Pacific Standard Time
Printed: Tuesday, January 09, 2018 12:55:18 Pacific Standard Time

Name: 180108M2_9, Date: 09-Jan-2018, Time: 02:06:09, ID: ST180108M2-9 PFC CS6 18A0814, Description: ST180108M2-9 PFC CS6 18A0814

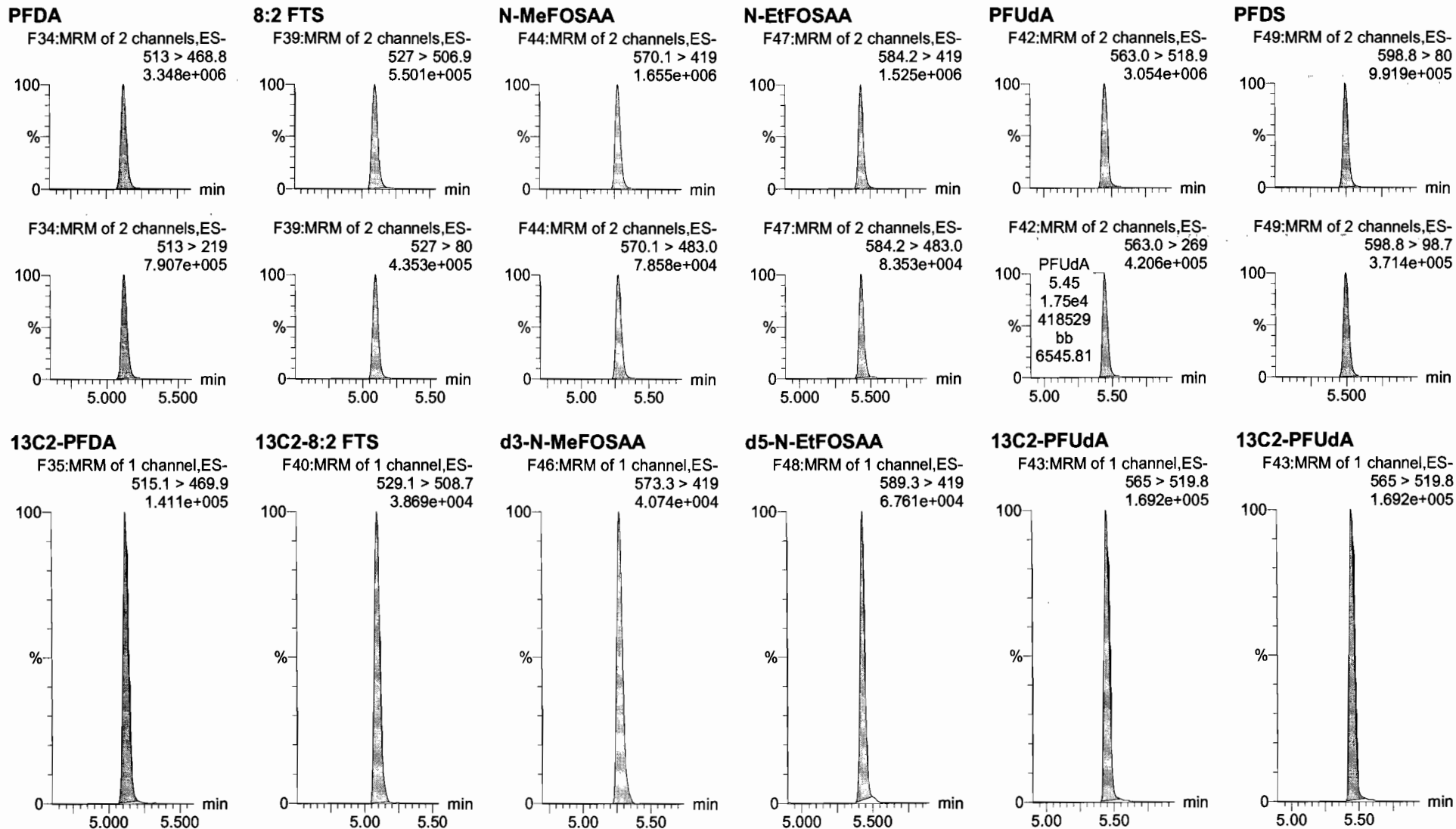


Dataset: U:\Q4.PRO\results\180108M2\180108M2-CRV-B.qld

Last Altered: Tuesday, January 09, 2018 12:49:43 Pacific Standard Time

Printed: Tuesday, January 09, 2018 12:55:18 Pacific Standard Time

Name: 180108M2_9, Date: 09-Jan-2018, Time: 02:06:09, ID: ST180108M2-9 PFC CS6 18A0814, Description: ST180108M2-9 PFC CS6 18A0814

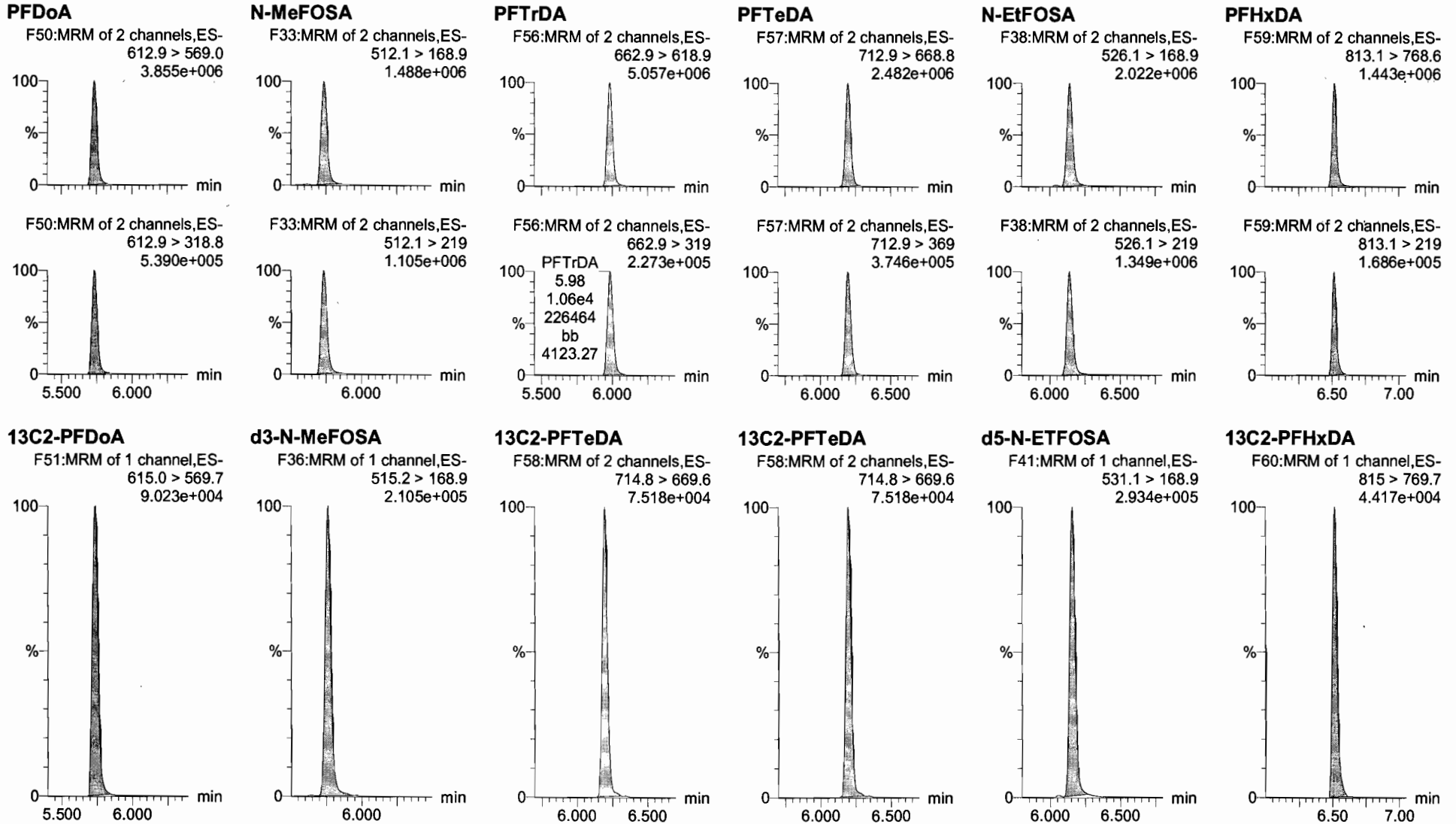


Dataset: U:\Q4.PRO\results\180108M2\180108M2-CRV-B.qld

Last Altered: Tuesday, January 09, 2018 12:49:43 Pacific Standard Time

Printed: Tuesday, January 09, 2018 12:55:18 Pacific Standard Time

Name: 180108M2_9, Date: 09-Jan-2018, Time: 02:06:09, ID: ST180108M2-9 PFC CS6 18A0814, Description: ST180108M2-9 PFC CS6 18A0814

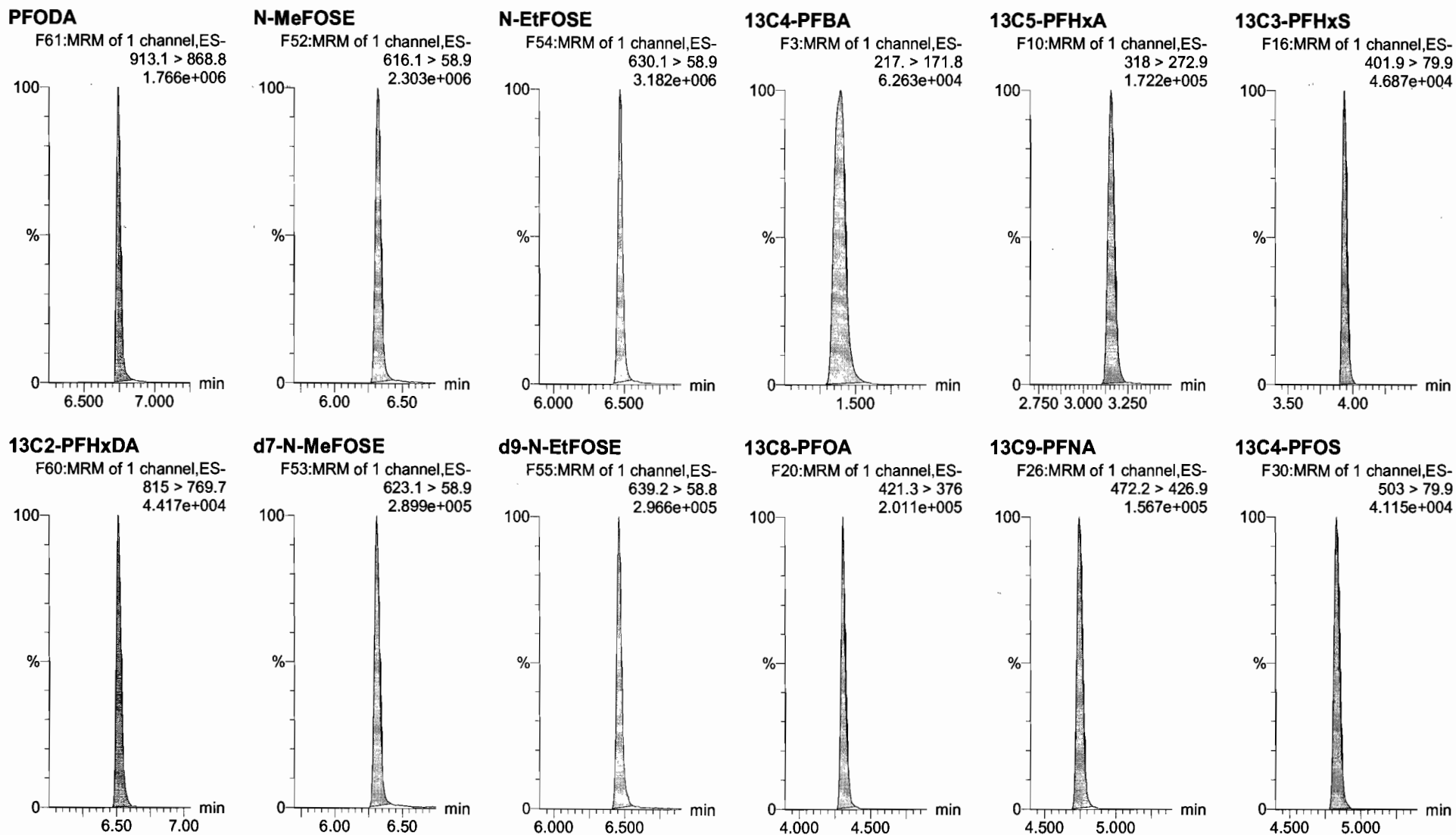


Dataset: U:\Q4.PRO\results\180108M2\180108M2-CRV-B.qld

Last Altered: Tuesday, January 09, 2018 12:49:43 Pacific Standard Time

Printed: Tuesday, January 09, 2018 12:55:18 Pacific Standard Time

Name: 180108M2_9, Date: 09-Jan-2018, Time: 02:06:09, ID: ST180108M2-9 PFC CS6 18A0814, Description: ST180108M2-9 PFC CS6 18A0814



Dataset: U:\Q4.PRO\results\180108M2\180108M2-CRV-B.qld

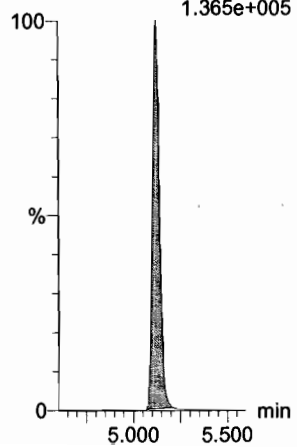
Last Altered: Tuesday, January 09, 2018 12:49:43 Pacific Standard Time

Printed: Tuesday, January 09, 2018 12:55:18 Pacific Standard Time

Name: 180108M2_9, Date: 09-Jan-2018, Time: 02:06:09, ID: ST180108M2-9 PFC CS6 18A0814, Description: ST180108M2-9 PFC CS6 18A0814

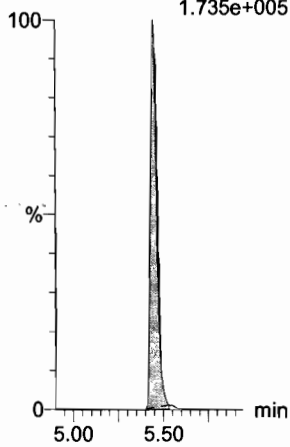
13C6-PFDA

F37:MRM of 1 channel,ES-
519.1 > 473.7
1.365e+005



13C7-PFUdA

F45:MRM of 1 channel,ES-
570.1 > 524.8
1.735e+005



Dataset: U:\Q4.PRO\results\180108M2\180108M2-12B.qld

Last Altered: Tuesday, January 09, 2018 13:53:46 Pacific Standard Time
Printed: Tuesday, January 09, 2018 13:54:02 Pacific Standard Time

ⓐ Not present in SS

Method: U:\Q4.PRO\MethDB\PFAS_FULL_80C_010818.mdb 09 Jan 2018 10:39:49

Calibration: U:\Q4.PRO\CurveDB\C18_VAL-PFAS_Q4_01-08-18_FULL-M2B.cdb 09 Jan 2018 13:40:22

Name: 180108M2_12, Date: 09-Jan-2018, Time: 02:39:41, ID: ICV180108M2-1 PFC ICV 18A0805, Description: ICV180108M2-1 PFC ICV 18A0805

Pilalib
JA 01/09/2018

#	Name	Trace	Area	IS Area	RRF	Pred.RT	RT	y Axis Resp.	Conc.	%Rec	Recovery Out
1	1 PFBA	213.0 > 168.8	4.51e3	4.74e3		1.38	1.39	11.9	9.70	97.0	NO
2	2 PFPeA	263.1 > 218.9	4.24e3	5.83e3		2.37	2.38	9.09	8.74	87.4	NO
3	3 PFBS	299.0 > 79.7	9.02e2	7.32e2		2.66	2.66	15.4	8.53	85.3	NO
4	4 PFHxA	313.2 > 268.9	5.88e3	1.85e3		3.15	3.16	15.9	8.86	88.6	NO
5	5 PFHpA	363.0 > 318.9	5.02e3	4.94e3		3.78	3.78	12.7	9.63	96.3	NO
6	6 L-PFHxS	398.9 > 79.6	6.83e2	6.46e2		3.94	3.94	13.2	7.07	70.7	NO
7	8 6:2 FTS	427.1 > 407	1.17e3	6.46e2		4.25	4.26	22.6	7.86	78.6	NO
8	9 L-PFOA	413 > 368.7	4.98e3	5.93e3		4.31	4.31	10.5	9.56	95.6	NO
9	11 PFHpS	449 > 80.0	1.32e3	5.93e3		4.42	4.42	2.78	9.82	98.2	NO
10	12 PFNA	463.0 > 418.8	6.11e3	6.46e3		4.81	4.75	11.8	9.37	93.7	NO
11	13 PFOSA	498.1 > 77.8	1.29e3	1.57e3		4.87	4.80	10.3	9.97	99.7	NO
12	14 L-PFOS	499 > 79.9	1.19e3	1.78e3		4.89	4.84	8.40	8.85	88.5	NO
13	16 PFDA	513 > 468.8	6.22e3	6.37e3		5.18	5.12	12.2	8.44	84.4	NO
14	17 8:2 FTS	527 > 506.9	1.43e3	6.37e3		5.15	5.10	2.81	8.61	86.1	NO
15	18 N-MeFOSAA	570.1 > 419	2.56e3	2.27e3		5.32	5.28	14.1	9.33	93.3	NO
16	19 N-EtFOSAA	584.2 > 419	2.30e3	3.02e3		5.48	5.44	9.52	8.56	85.6	NO
17	20 PFUDa	563.0 > 518.9	6.63e3	6.68e3		5.50	5.45	12.4	10.9	108.5	NO
18	21 PFDS	598.8 > 80	1.55e3	6.68e3		5.54	5.50	2.89	10.1	101.3	NO
19	22 PFDoA	612.9 > 569.0	8.01e3	5.05e3		5.77	5.74	19.8	8.94	89.4	NO
20	23 N-MeFOSA	512.1 > 168.9		9.16e3		5.80					NO
21	24 PFTTrDA	662.9 > 618.9	8.25e3	5.05e3		6.00	5.99	20.4	8.53	85.3	NO
22	25 PFTeDA	712.9 > 668.8	4.29e3	2.18e3		6.22	6.20	24.7	9.69	96.9	NO
23	26 N-EtFOSA	526.1 > 168.9		1.37e4		6.17					NO
24	27 PFHxDA	813.1 > 768.6		1.25e3		6.53					NO
25	28 PFODA	913.1 > 868.8		1.25e3		6.74					NO
26	29 N-MeFOSE	616.1 > 58.9		1.15e4		6.27					NO
27	30 N-EtFOSE	630.1 > 58.9		1.10e4		6.43					NO
28	31 13C3-PFBA	216.1 > 171.8	4.74e3	5.23e3	0.873	1.38	1.39	11.3	13.0	103.7	NO
29	32 13C3-PFPeA	266. > 221.8	5.83e3	6.95e3	0.867	2.37	2.38	10.5	12.1	96.7	NO
30	33 13C3-PFBS	302. > 98.8	7.32e2	6.95e3	0.116	2.77	2.66	1.32	11.3	90.5	NO
31	34 13C2-PFHxA	315 > 269.8	1.85e3	6.95e3	0.655	3.15	3.16	3.33	5.08	101.6	NO

10-13C

ⓐ

ⓐ

Dataset: U:\Q4.PRO\results\180108M2\180108M2-12B.qld

Last Altered: Tuesday, January 09, 2018 13:53:46 Pacific Standard Time

Printed: Tuesday, January 09, 2018 13:54:02 Pacific Standard Time

Name: 180108M2_12, Date: 09-Jan-2018, Time: 02:39:41, ID: ICV180108M2-1 PFC ICV 18A0805, Description: ICV180108M2-1 PFC ICV 18A0805

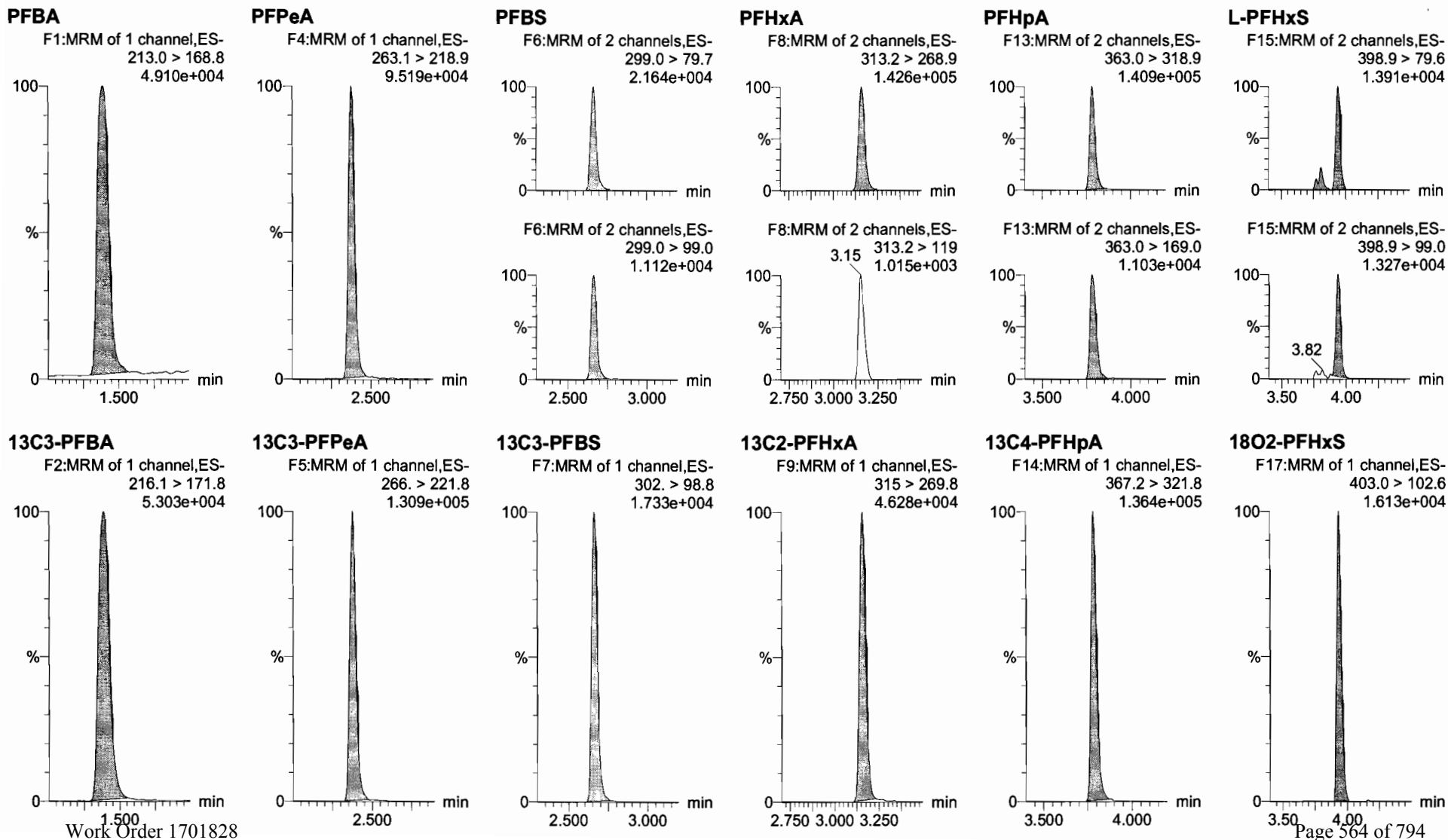
	# Name	Trace	Area	IS Area	RRF	Pred.RT	RT	y Axis Resp.	Conc.	%Rec	Recovery Out
32	35 13C4-PFHpA	367.2 > 321.8	4.94e3	6.95e3	0.722	3.78	3.78	8.87	12.3	98.3	NO
33	36 18O2-PFHxS	403.0 > 102.6	6.46e2	1.59e3	0.348	3.94	3.94	5.08	14.6	116.7	NO
34	37 13C2-6:2 FTS	429.1 > 408.9	1.55e3	6.53e3	0.222	4.25	4.25	2.97	13.4	107.2	NO
35	38 13C2-PFOA	414.9 > 369.7	5.93e3	6.53e3	1.023	4.31	4.31	11.3	11.1	88.7	NO
36	39 13C5-PFNA	468.2 > 422.9	6.46e3	6.53e3	0.916	4.81	4.75	12.4	13.5	108.1	NO
37	40 13C8-PFOA	506.1 > 77.7	1.57e3	7.15e3	0.211	4.87	4.80	2.74	13.0	104.3	NO
38	41 13C8-PFOS	507.0 > 79.9	1.78e3	1.81e3	1.035	4.89	4.83	12.2	11.8	94.6	NO
39	42 13C2-PFDA	515.1 > 469.9	6.37e3	5.31e3	1.142	5.18	5.13	15.0	13.1	105.0	NO
40	43 13C2-8:2 FTS	529.1 > 508.7	8.00e2	6.95e3	0.157	5.15	5.10	1.44	9.19	73.5	NO
41	44 d3-N-MeFOSAA	573.3 > 419	2.27e3	7.15e3	0.299	5.32	5.28	3.97	13.3	106.1	NO
42	45 d5-N-EtFOSAA	589.3 > 419	3.02e3	7.15e3	0.369	5.47	5.43	5.28	14.3	114.4	NO
43	46 13C2-PFUdA	565 > 519.8	6.68e3	7.15e3	1.012	5.49	5.45	11.7	11.5	92.3	NO
44	47 13C2-PFDoA	615.0 > 569.7	5.05e3	7.15e3	0.647	5.77	5.74	8.82	13.6	109.1	NO
45	48 d3-N-MeFOSA	515.2 > 168.9	9.16e3	7.15e3	0.110	5.83	5.76	16.0	146	97.2	NO
46	49 13C2-PFTeDA	714.8 > 669.6	2.18e3	7.15e3	0.314	6.22	6.20	3.80	12.1	96.9	NO
47	50 d5-N-ETFOSA	531.1 > 168.9	1.37e4	7.15e3	0.155	6.18	6.16	23.9	155	103.0	NO
48	51 13C2-PFHxDA	815 > 769.7	1.25e3	7.15e3	0.506	6.53	6.52	2.19	4.32	86.5	NO
49	52 d7-N-MeFOSE	623.1 > 58.9	1.15e4	7.15e3	0.140	6.27	6.31	20.0	143	95.5	NO
50	53 d9-N-EtFOSE	639.2 > 58.8	1.10e4	7.15e3	0.132	6.42	6.46	19.2	145	96.6	NO
51	54 13C4-PFBA	217. > 171.8	5.23e3	5.23e3	1.000	1.38	1.39	12.5	12.5	100.0	NO
52	55 13C5-PFHxA	318 > 272.9	6.95e3	6.95e3	1.000	3.15	3.16	12.5	12.5	100.0	NO
53	56 13C3-PFHxS	401.9 > 79.9	1.59e3	1.59e3	1.000	4.02	3.94	12.5	12.5	100.0	NO
54	57 13C8-PFOA	421.3 > 376	6.53e3	6.53e3	1.000	4.38	4.31	12.5	12.5	100.0	NO
55	58 13C9-PFNA	472.2 > 426.9	6.53e3	6.53e3	1.000	4.81	4.75	12.5	12.5	100.0	NO
56	59 13C4-PFOS	503 > 79.9	1.81e3	1.81e3	1.000	4.89	4.83	12.5	12.5	100.0	NO
57	60 13C6-PFDA	519.1 > 473.7	5.31e3	5.31e3	1.000	5.18	5.12	12.5	12.5	100.0	NO
58	61 13C7-PFUdA	570.1 > 524.8	7.15e3	7.15e3	1.000	5.49	5.45	12.5	12.5	100.0	NO

Dataset: U:\Q4.PRO\results\180108M2\180108M2-12B.qld

Last Altered: Tuesday, January 09, 2018 13:53:46 Pacific Standard Time
Printed: Tuesday, January 09, 2018 13:54:02 Pacific Standard Time

Method: U:\Q4.PRO\MethDB\PFAS_FULL_80C_010818.mdb 09 Jan 2018 10:39:49
Calibration: U:\Q4.PRO\CurveDB\C18_VAL-PFAS_Q4_01-08-18_FULL-M2B.cdb 09 Jan 2018 13:40:22

Name: 180108M2_12, Date: 09-Jan-2018, Time: 02:39:41, ID: ICV180108M2-1 PFC ICV 18A0805, Description: ICV180108M2-1 PFC ICV 18A0805

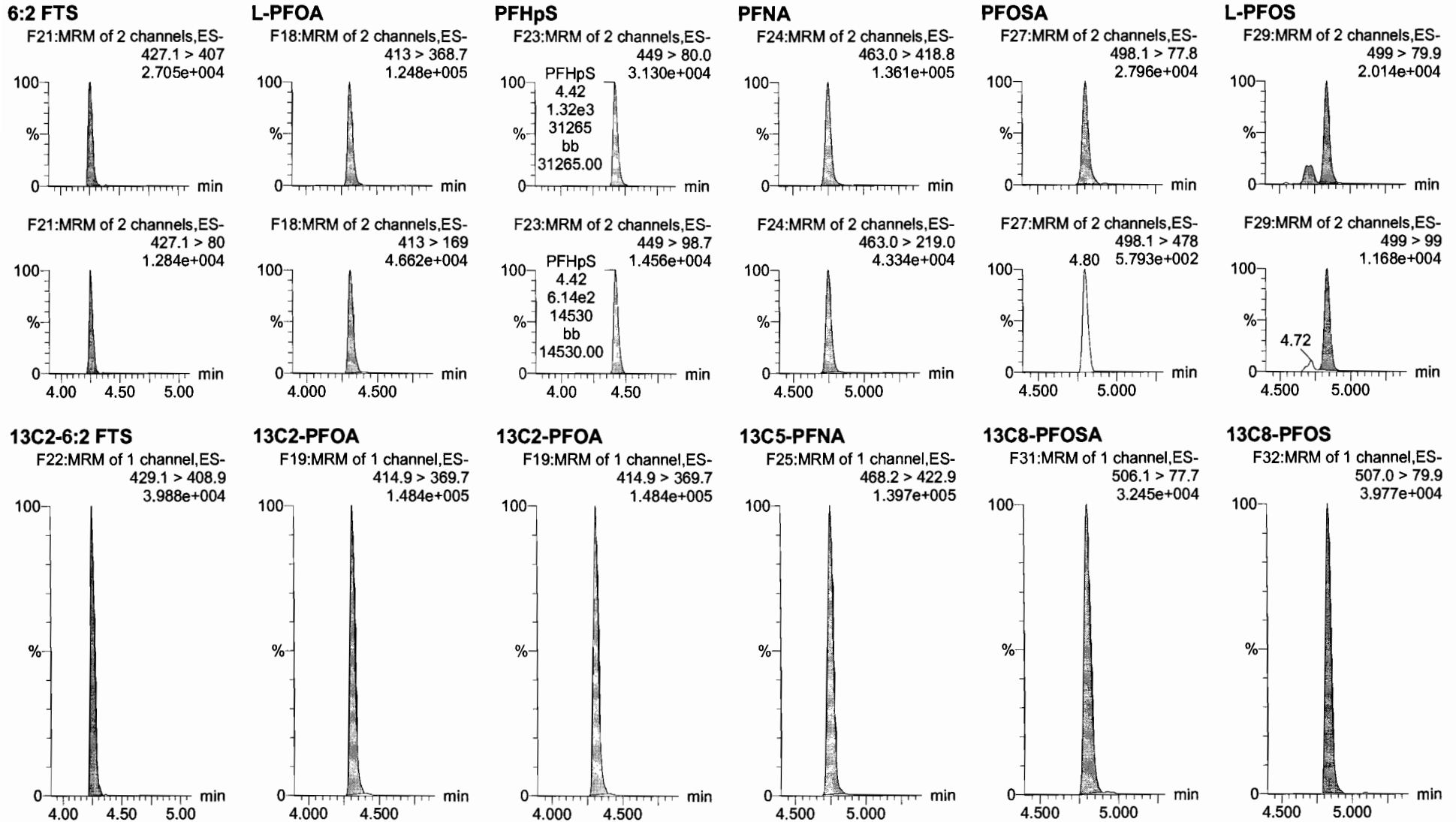


Dataset: U:\Q4.PRO\results\180108M2\180108M2-12B.qld

Last Altered: Tuesday, January 09, 2018 13:53:46 Pacific Standard Time

Printed: Tuesday, January 09, 2018 13:54:02 Pacific Standard Time

Name: 180108M2_12, Date: 09-Jan-2018, Time: 02:39:41, ID: ICV180108M2-1 PFC ICV 18A0805, Description: ICV180108M2-1 PFC ICV 18A0805



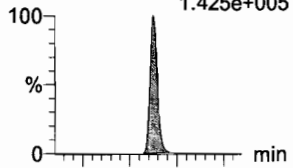
Dataset: U:\Q4.PRO\results\180108M2\180108M2-12B.qld

Last Altered: Tuesday, January 09, 2018 13:53:46 Pacific Standard Time
Printed: Tuesday, January 09, 2018 13:54:02 Pacific Standard Time

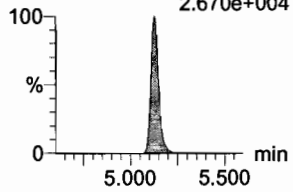
Name: 180108M2_12, Date: 09-Jan-2018, Time: 02:39:41, ID: ICV180108M2-1 PFC ICV 18A0805, Description: ICV180108M2-1 PFC ICV 18A0805

PFDA

F34:MRM of 2 channels,ES-
513 > 468.8
1.425e+005

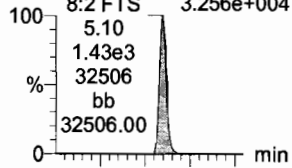


F34:MRM of 2 channels,ES-
513 > 219
2.670e+004

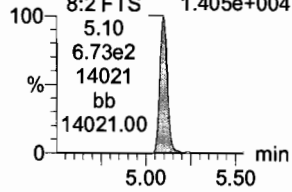


8:2 FTS

F39:MRM of 2 channels,ES-
527 > 506.9
3.256e+004

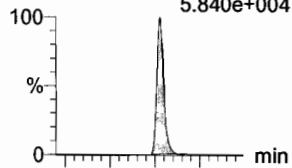


F39:MRM of 2 channels,ES-
527 > 80
1.405e+004

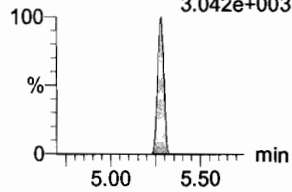


N-MeFOSAA

F44:MRM of 2 channels,ES-
570.1 > 419
5.840e+004

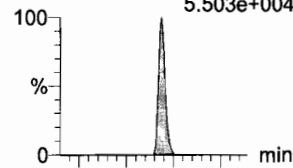


F44:MRM of 2 channels,ES-
570.1 > 483.0
3.042e+003

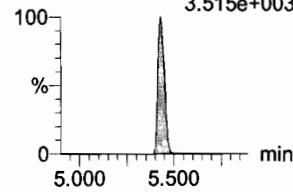


N-EtFOSAA

F47:MRM of 2 channels,ES-
584.2 > 419
5.503e+004

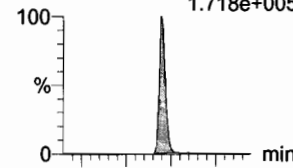


F47:MRM of 2 channels,ES-
584.2 > 483.0
3.515e+003

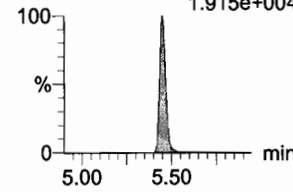


PFUdA

F42:MRM of 2 channels,ES-
563.0 > 518.9
1.718e+005

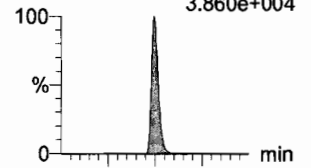


F42:MRM of 2 channels,ES-
563.0 > 269
1.915e+004

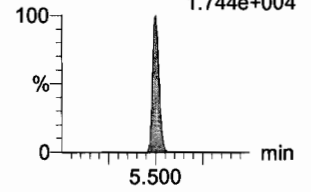


PFDS

F49:MRM of 2 channels,ES-
598.8 > 80
3.860e+004

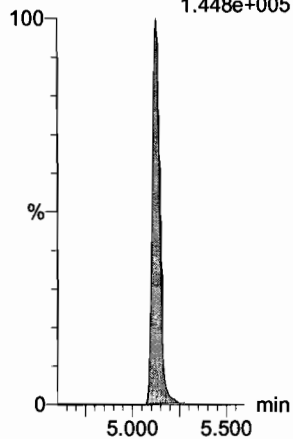


F49:MRM of 2 channels,ES-
598.8 > 98.7
1.744e+004



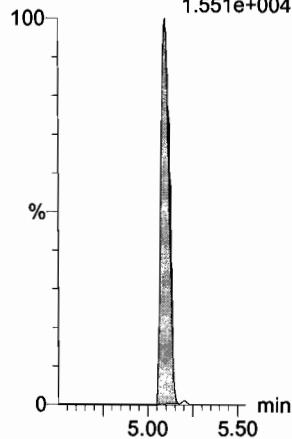
13C2-PFDA

F35:MRM of 1 channel,ES-
515.1 > 469.9
1.448e+005




13C2-8:2 FTS

F40:MRM of 1 channel,ES-
529.1 > 508.7
1.551e+004



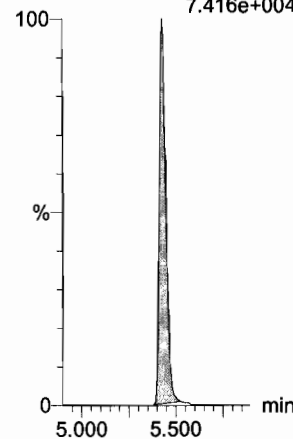
d3-N-MeFOSAA

F46:MRM of 1 channel,ES-
573.3 > 419
5.063e+004




d5-N-EtFOSAA

F48:MRM of 1 channel,ES-
589.3 > 419
7.416e+004



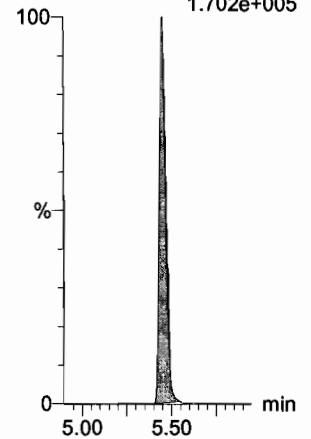
13C2-PFUdA

F43:MRM of 1 channel,ES-
565 > 519.8
1.702e+005



13C2-PFUdA

F43:MRM of 1 channel,ES-
565 > 519.8
1.702e+005

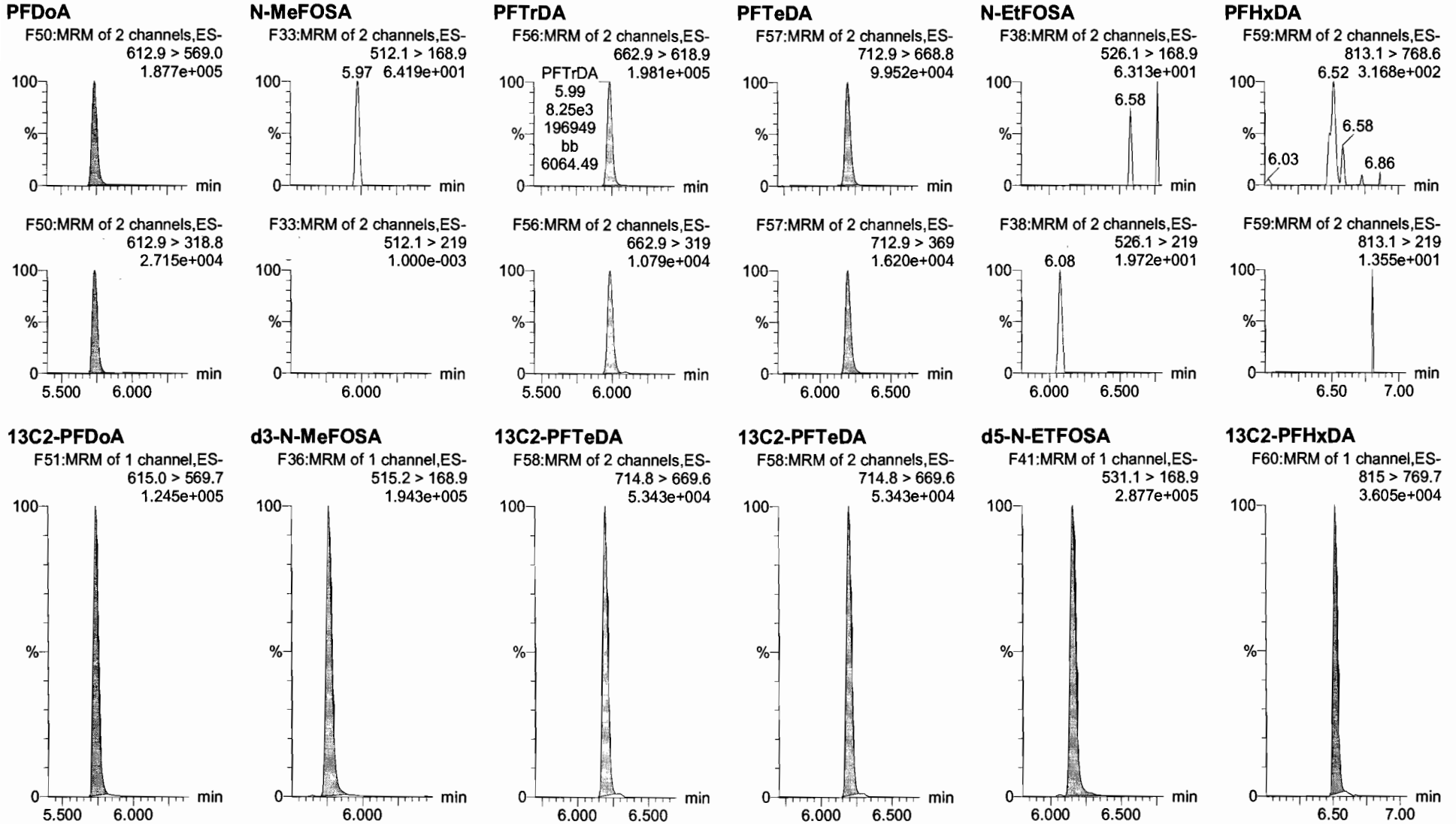


Dataset: U:\Q4.PRO\results\180108M2\180108M2-12B.qld

Last Altered: Tuesday, January 09, 2018 13:53:46 Pacific Standard Time

Printed: Tuesday, January 09, 2018 13:54:02 Pacific Standard Time

Name: 180108M2_12, Date: 09-Jan-2018, Time: 02:39:41, ID: ICV180108M2-1 PFC ICV 18A0805, Description: ICV180108M2-1 PFC ICV 18A0805

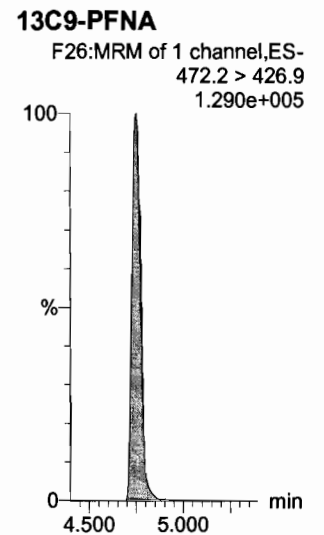
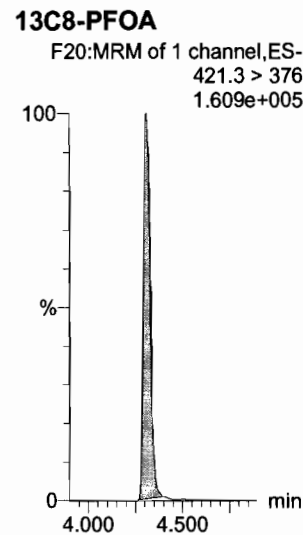
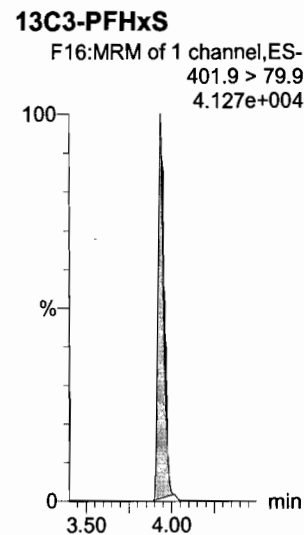
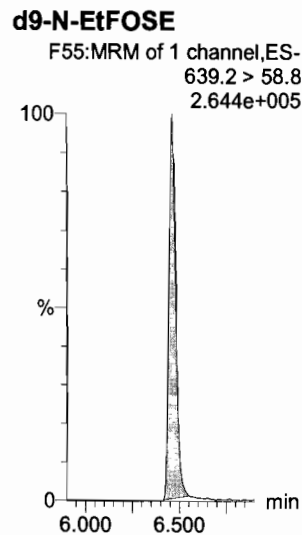
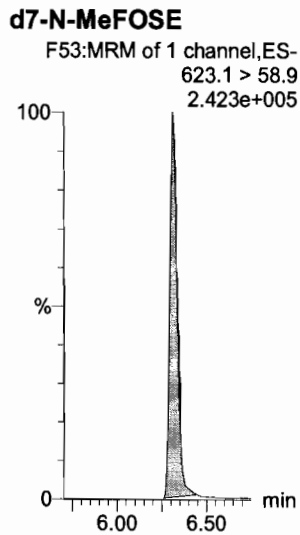
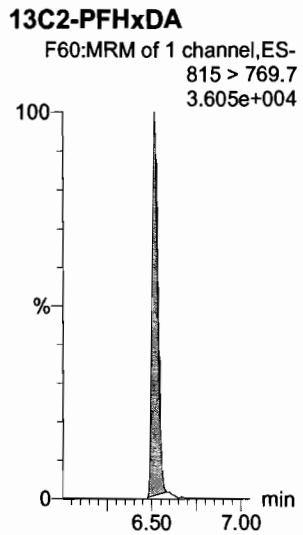
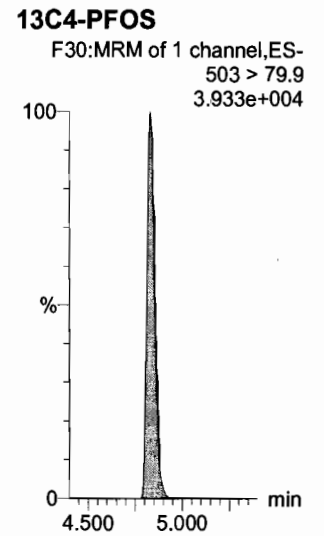

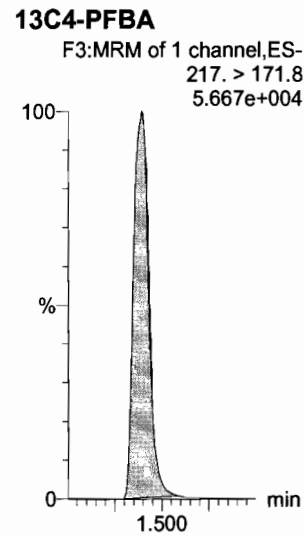
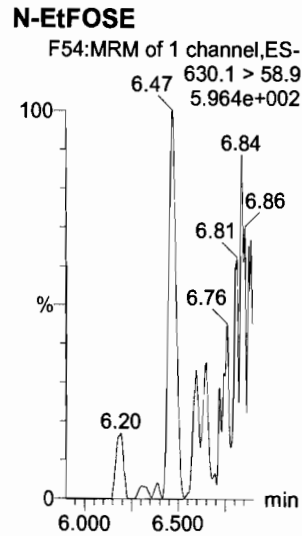
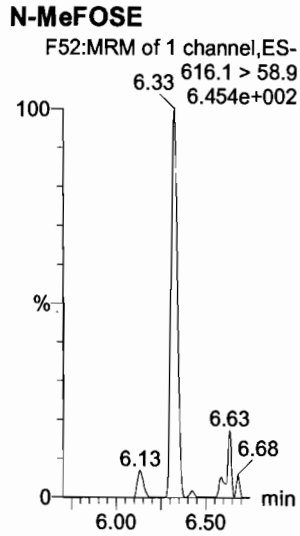
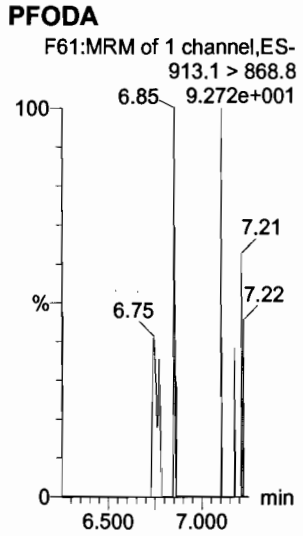


Dataset: U:\Q4.PRO\results\180108M2\180108M2-12B.qld

Last Altered: Tuesday, January 09, 2018 13:53:46 Pacific Standard Time

Printed: Tuesday, January 09, 2018 13:54:02 Pacific Standard Time

Name: 180108M2_12, Date: 09-Jan-2018, Time: 02:39:41, ID: ICV180108M2-1 PFC ICV 18A0805, Description: ICV180108M2-1 PFC ICV 18A0805



Dataset: U:\Q4.PRO\results\180108M2\180108M2-12B.qld

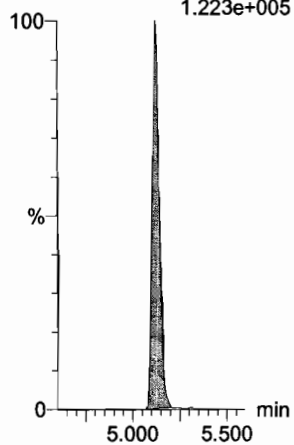
Last Altered: Tuesday, January 09, 2018 13:53:46 Pacific Standard Time

Printed: Tuesday, January 09, 2018 13:54:02 Pacific Standard Time

Name: 180108M2_12, Date: 09-Jan-2018, Time: 02:39:41, ID: ICV180108M2-1 PFC ICV 18A0805, Description: ICV180108M2-1 PFC ICV 18A0805

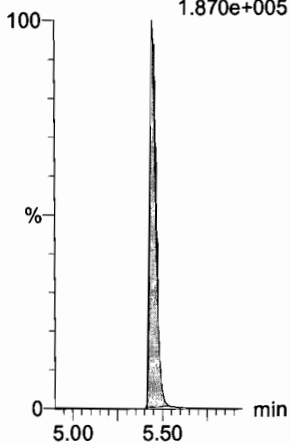
13C6-PFDA

F37:MRM of 1 channel,ES-
519.1 > 473.7
1.223e+005



13C7-PFUdA

F45:MRM of 1 channel,ES-
570.1 > 524.8
1.870e+005



Dataset: U:\Q4.PRO\results\180108M2\180108M2-11.qld

Last Altered: Tuesday, January 09, 2018 13:33:32 Pacific Standard Time

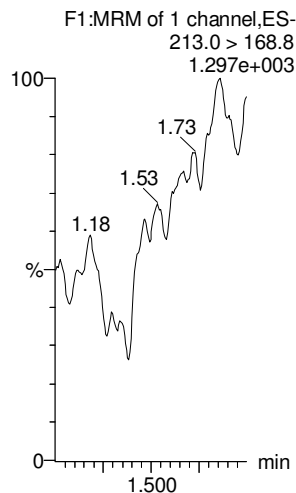
Printed: Tuesday, January 09, 2018 13:34:13 Pacific Standard Time

Method: U:\Q4.PRO\MethDB\PFAS_FULL_80C_010818.mdb 09 Jan 2018 10:39:49

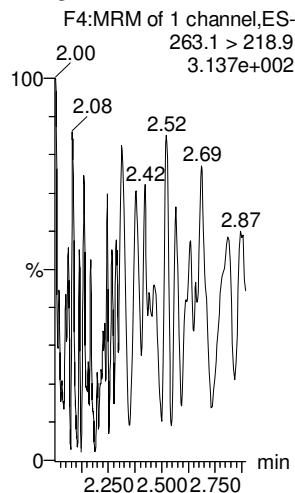
Calibration: U:\Q4.PRO\CurveDB\C18_VAL-PFAS_Q4_01-08-18_FULL-M2.cdb 09 Jan 2018 11:01:39

Name: 180108M2_11, Date: 09-Jan-2018, Time: 02:28:31, ID: IPA, Description: IPA

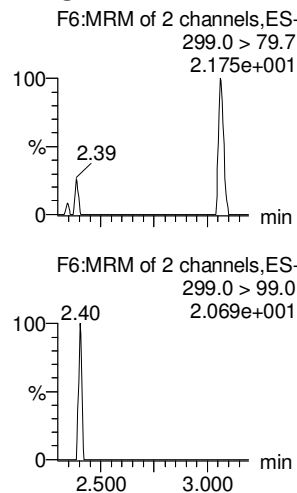
PFBA



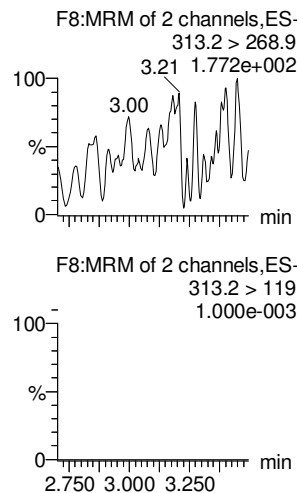
PFPeA



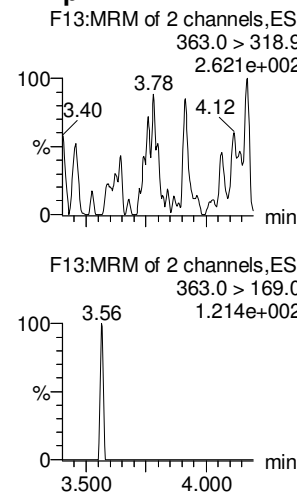
PFBS



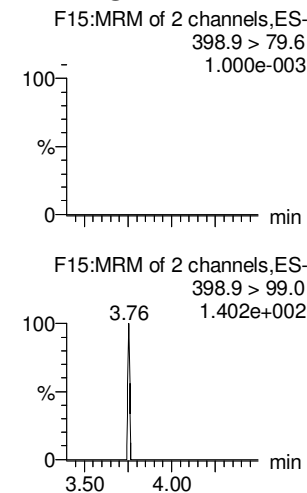
PFHxA



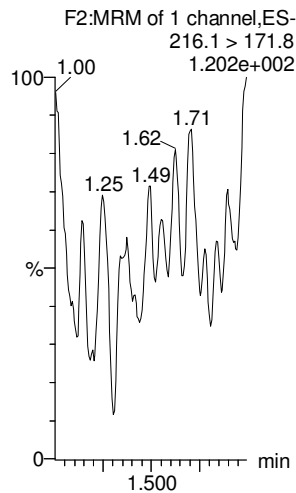
PFHpA



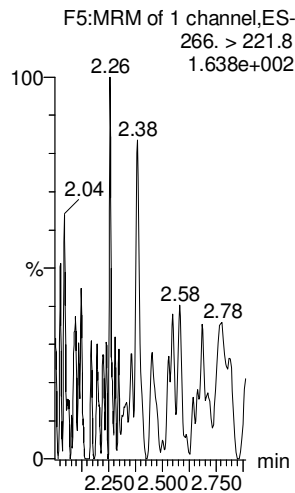
L-PFHxS



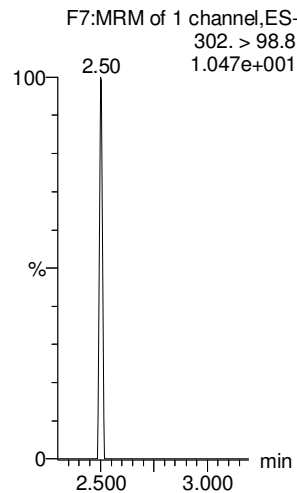
13C3-PFBA



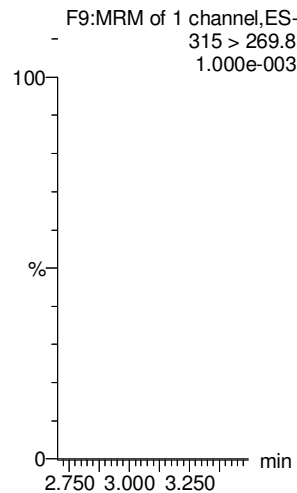
13C3-PFPeA



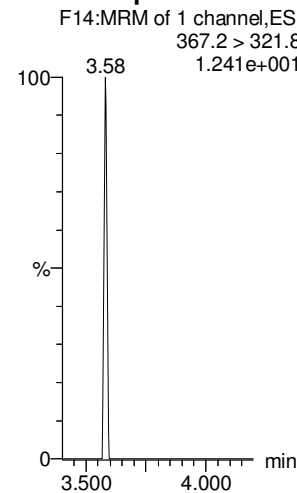
13C3-PFBS



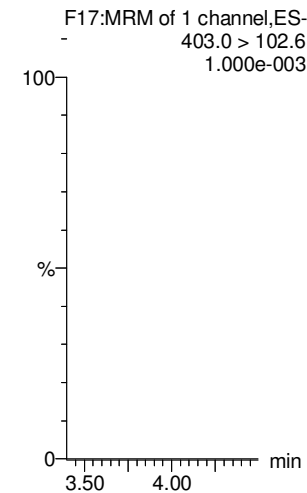
13C2-PFHxA



13C4-PFHpA



18O2-PFHxS



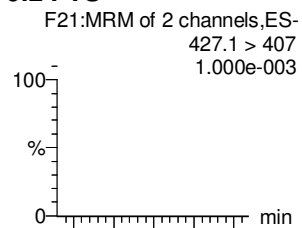
Dataset: U:\Q4.PRO\results\180108M2\180108M2-11.qld

Last Altered: Tuesday, January 09, 2018 13:33:32 Pacific Standard Time

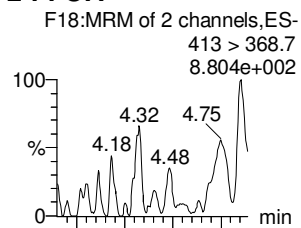
Printed: Tuesday, January 09, 2018 13:34:13 Pacific Standard Time

Name: 180108M2_11, Date: 09-Jan-2018, Time: 02:28:31, ID: IPA, Description: IPA


6:2 FTS



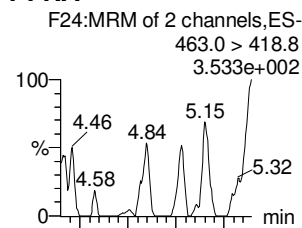
L-PFOA



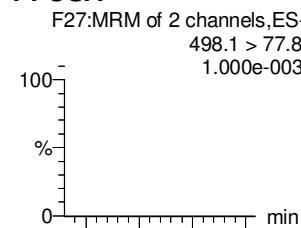
PFHpS



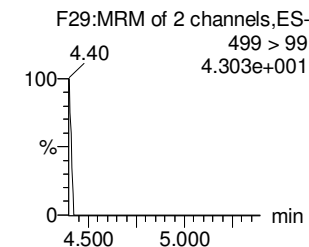
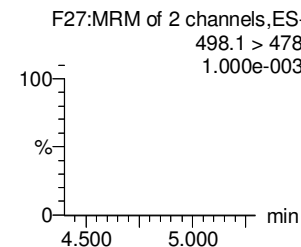
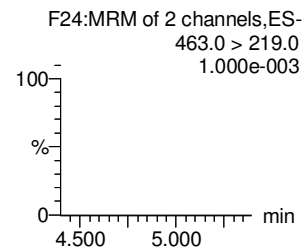
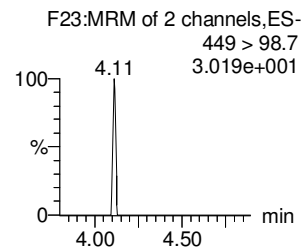
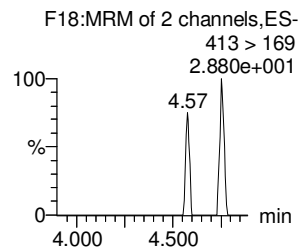
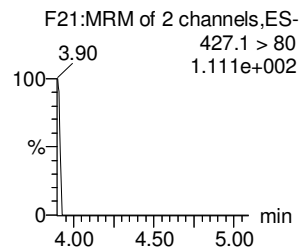
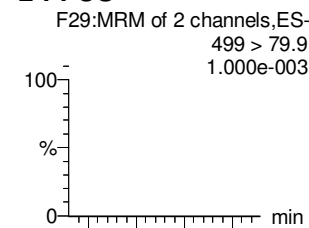
PFNA



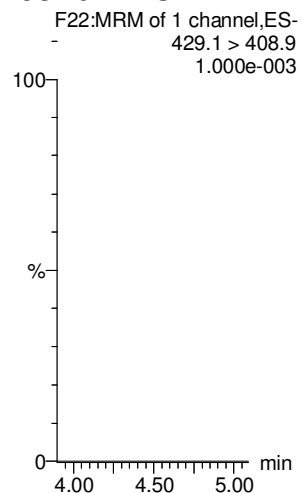
PFOSA



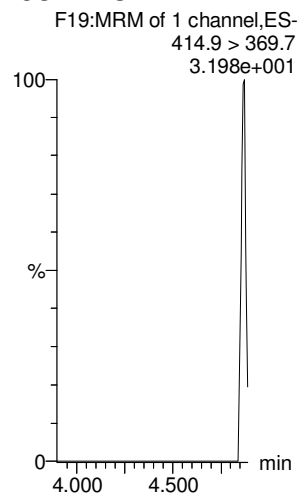
L-PFOS



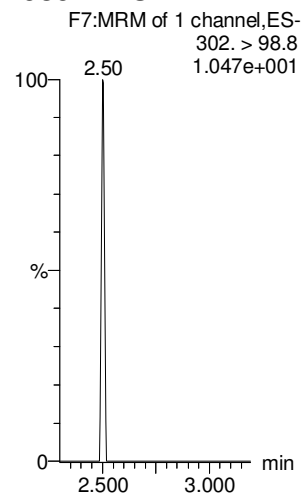
13C2-6:2 FTS



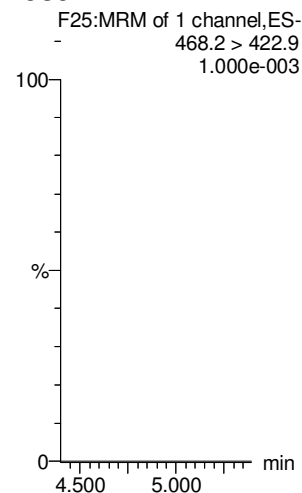
13C2-PFOA



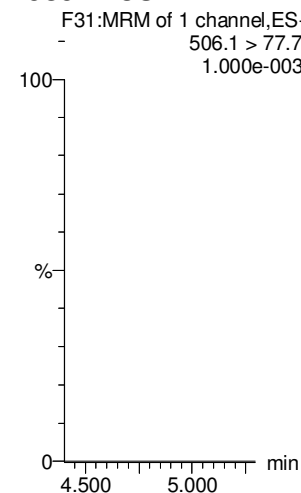
13C3-PFBS



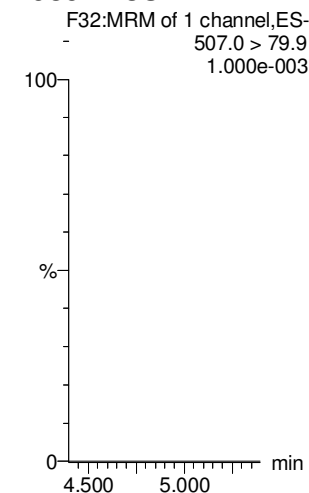
13C5-PFNA



13C8-PFOA



13C8-PFOS



Dataset: U:\Q4.PRO\results\180108M2\180108M2-11.qld

Last Altered: Tuesday, January 09, 2018 13:33:32 Pacific Standard Time

Printed: Tuesday, January 09, 2018 13:34:13 Pacific Standard Time

Name: 180108M2_11, Date: 09-Jan-2018, Time: 02:28:31, ID: IPA, Description: IPA

PFDA

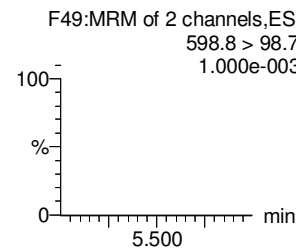
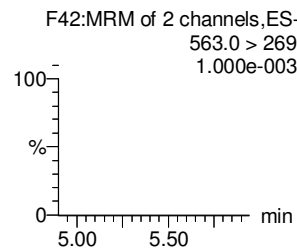
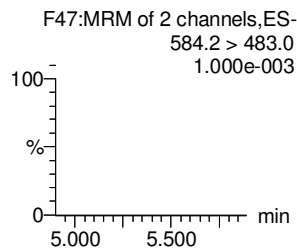
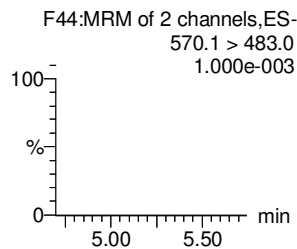
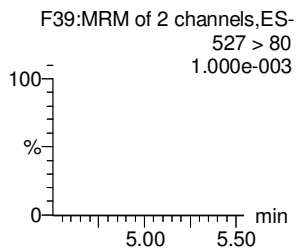
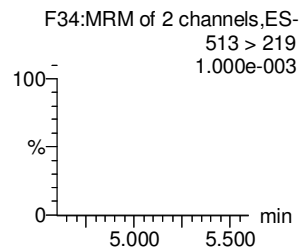
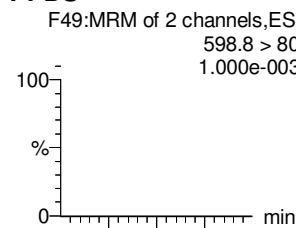
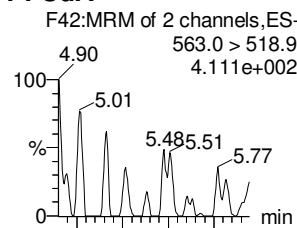
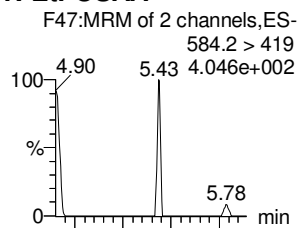
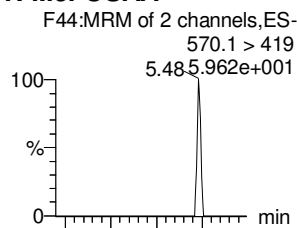
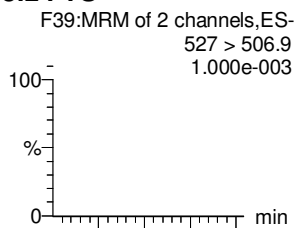
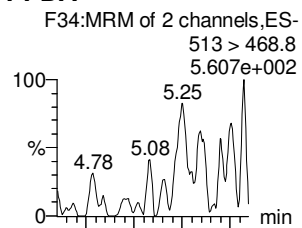
8:2 FTS

N-MeFOSAA

N-EtFOSAA

PFUdA

PFDS



13C2-PFDA

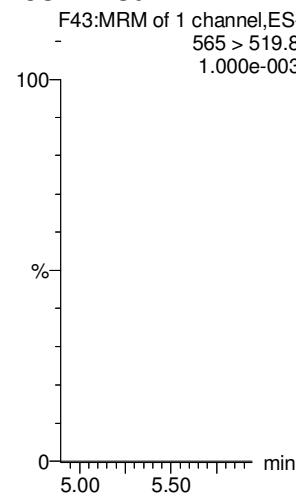
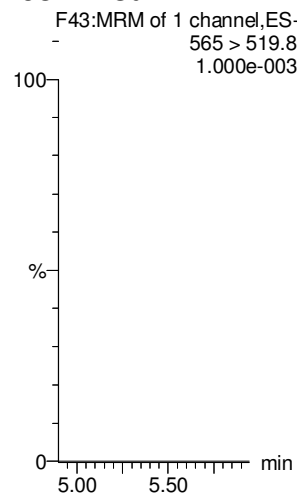
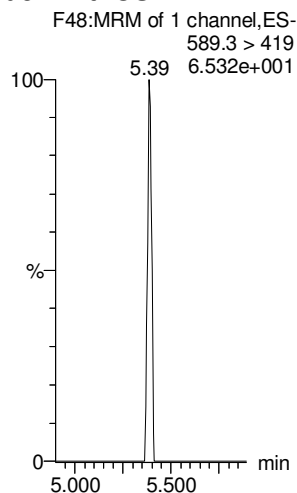

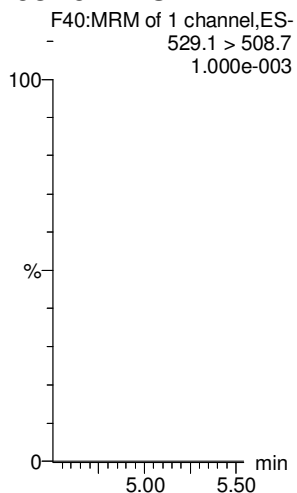
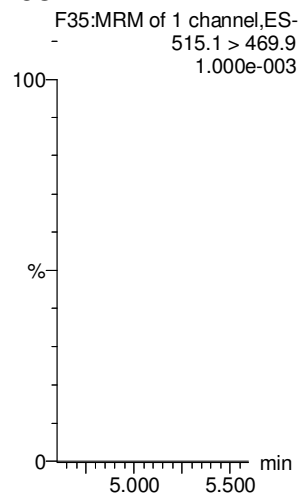
13C2-8:2 FTS

d3-N-MeFOSAA

d5-N-EtFOSAA

13C2-PFUdA

13C2-PFUdA



Dataset: U:\Q4.PRO\results\180108M2\180108M2-11.qld

Last Altered: Tuesday, January 09, 2018 13:33:32 Pacific Standard Time

Printed: Tuesday, January 09, 2018 13:34:13 Pacific Standard Time

Name: 180108M2_11, Date: 09-Jan-2018, Time: 02:28:31, ID: IPA, Description: IPA

PFDaA

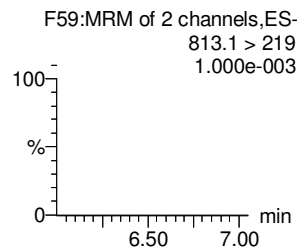
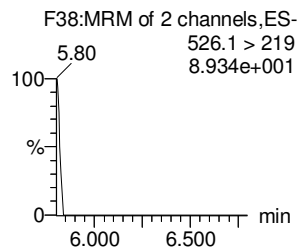
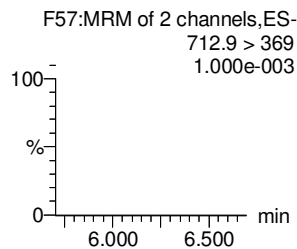
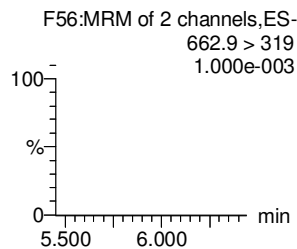
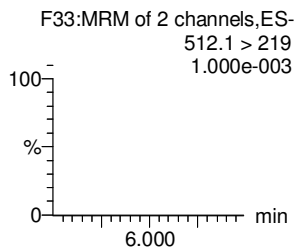
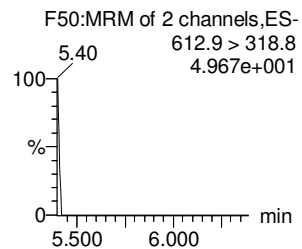
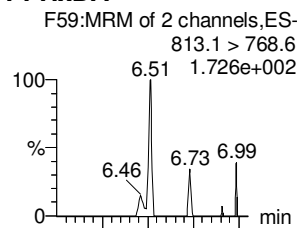
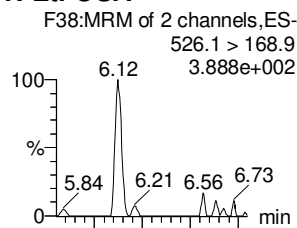
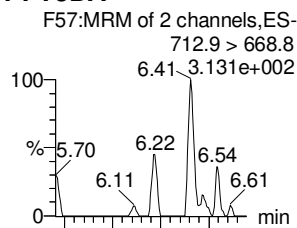
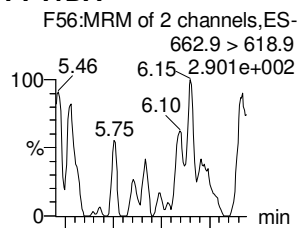
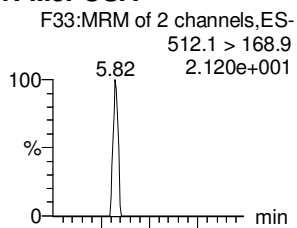
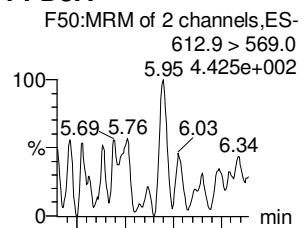
N-MeFOSA

PFTrDA

PFTeDA

N-EtFOSA

PFHxDA



13C2-PFDaA

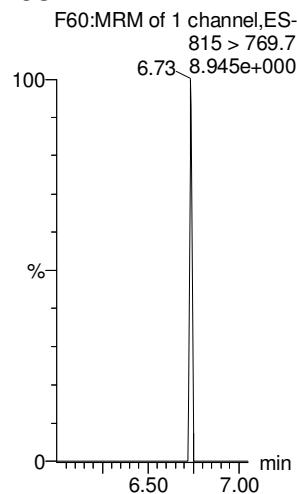
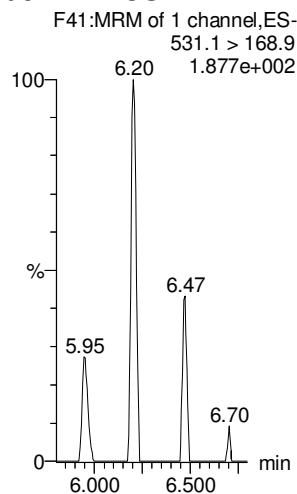


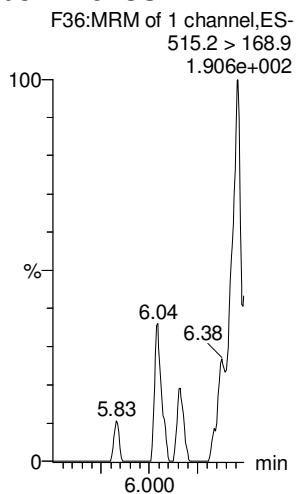
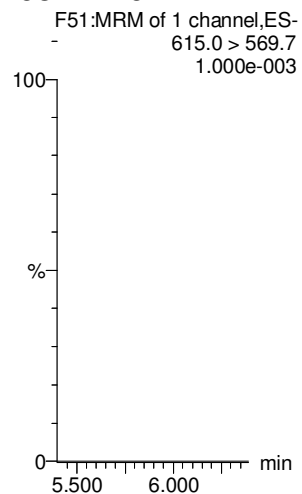
d3-N-MeFOSA

13C2-PFTeDA

13C2-PFTeDA

d5-N-ETFOSA

13C2-PFHxDA



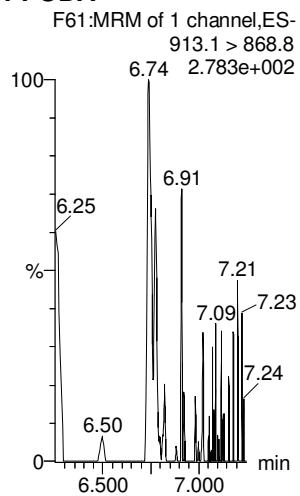
Dataset: U:\Q4.PRO\results\180108M2\180108M2-11.qld

Last Altered: Tuesday, January 09, 2018 13:33:32 Pacific Standard Time

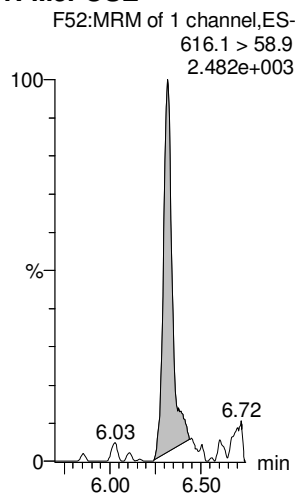
Printed: Tuesday, January 09, 2018 13:34:13 Pacific Standard Time

Name: 180108M2_11, Date: 09-Jan-2018, Time: 02:28:31, ID: IPA, Description: IPA

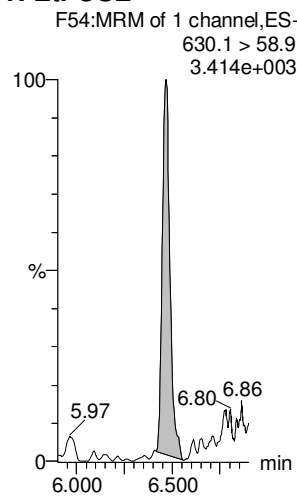
PFODA



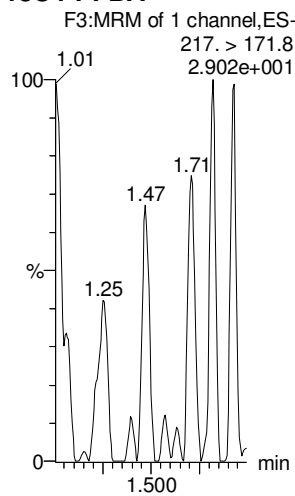
N-MeFOSE



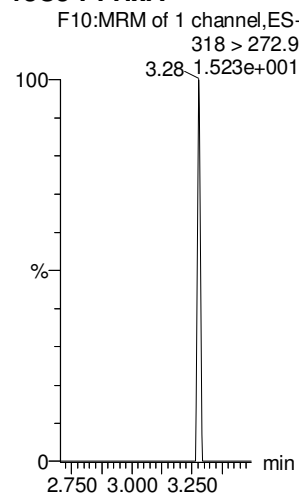
N-EtFOSE



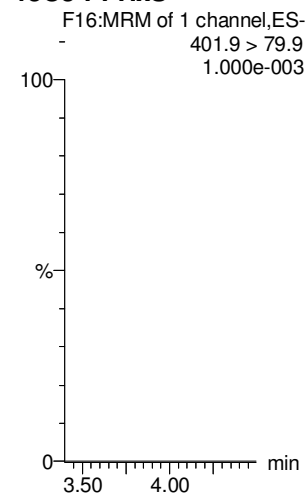
13C4-PFBA



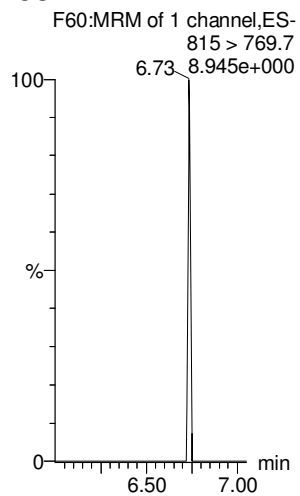
13C5-PFHxA



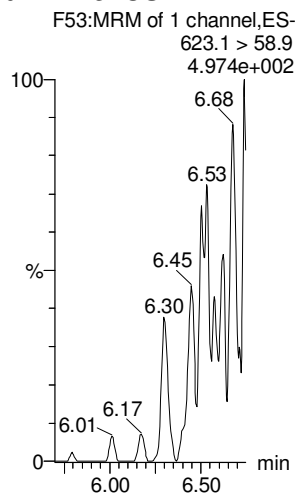
13C3-PFHxS



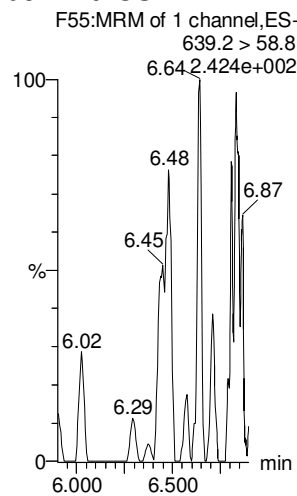
13C2-PFHxDA



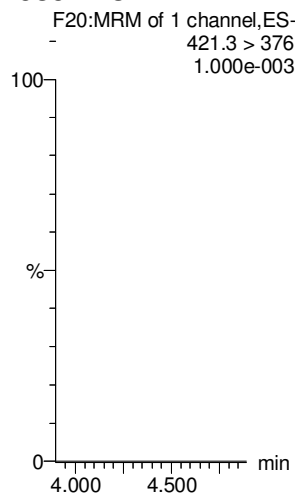
d7-N-MeFOSE



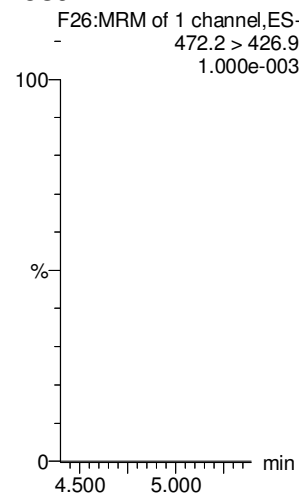
d9-N-EtFOSE



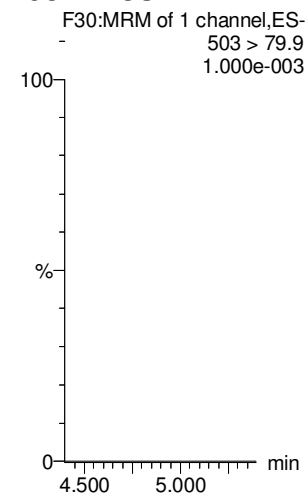
13C8-PFOA



13C9-PFNA



13C4-PFOS



Dataset: U:\Q4.PRO\results\180108M2\180108M2-11.qld

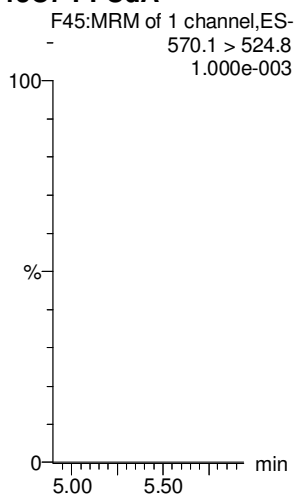
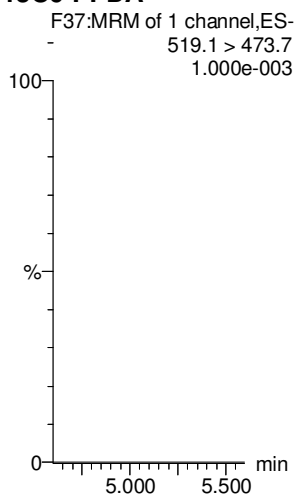
Last Altered: Tuesday, January 09, 2018 13:33:32 Pacific Standard Time

Printed: Tuesday, January 09, 2018 13:34:13 Pacific Standard Time

Name: 180108M2_11, Date: 09-Jan-2018, Time: 02:28:31, ID: IPA, Description: IPA

13C6-PFDA

13C7-PFUdA



Dataset: U:\Q4.PRO\results\180111M1\180111M1-crv.qld

Last Altered: Monday, January 15, 2018 08:38:18 Pacific Standard Time
 Printed: Monday, January 15, 2018 08:41:02 Pacific Standard Time

Method: U:\Q4.PRO\MethDB\PFAS_FULL_80C_010818C.mdb 11 Jan 2018 15:33:36
 Calibration: U:\Q4.PRO\CurveDB\C18_VAL-PFAS_Q4_01-11-18-L14.cdb 15 Jan 2018 08:38:18

Compound name: PFBS

Coefficient of Determination: $R^2 = 0.998477$
 Calibration curve: $-0.00192922 * x^2 + 1.77034 * x + -0.053547$
 Response type: Internal Std (Ref 33), Area * (IS Conc. / IS Area)
 Curve type: 2nd Order, Origin: Exclude, Weighting: 1/x, Axis trans: None

JA 01/15/18
JA 01/15/2018

	# Name	Type	Std. Conc	RT	Area	IS Area	Response	Conc.	%Dev	Conc. Flag	CoD	CoD Flag	x=excluded
1	1 180111M1_2	Standard	0.250	2.59	33.572	1123.555	0.374	0.2	-3.5	NO	0.998	NO	MM
2	2 180111M1_3	Standard	0.500	2.59	72.411	1099.843	0.823	0.5	-0.9	NO	0.998	NO	bb
3	3 180111M1_4	Standard	1.000	2.59	181.935	1396.431	1.629	1.0	-4.9	NO	0.998	NO	bb
4	4 180111M1_5	Standard	2.000	2.59	318.762	1088.287	3.661	2.1	5.2	NO	0.998	NO	bb
5	5 180111M1_6	Standard	5.000	2.59	695.040	1039.918	8.355	4.8	-4.5	NO	0.998	NO	bb
6	6 180111M1_7	Standard	10.000	2.59	1838.659	1181.997	19.444	11.1	11.5	NO	0.998	NO	bb
7	7 180111M1_8	Standard	50.000	2.59	8205.637	1271.390	80.676	48.1	-3.8	NO	0.998	NO	bb
8	8 180111M1_9	Standard	100.000	2.58	14810.208	1164.404	158.989	100.9	0.9	NO	0.998	NO	bb

Compound name: PFHxA

Correlation coefficient: $r = 0.998792$, $r^2 = 0.997586$
 Calibration curve: $1.4568 * x + 0.309925$
 Response type: Internal Std (Ref 34), Area * (IS Conc. / IS Area)
 Curve type: Linear, Origin: Exclude, Weighting: 1/x, Axis trans: None

	# Name	Type	Std. Conc	RT	Area	IS Area	Response	Conc.	%Dev	Conc. Flag	CoD	CoD Flag	x=excluded
1	1 180111M1_2	Standard	0.250	3.08	263.187	3223.382	0.408	0.1	-73.0	NO	0.998	NO	bbX
2	2 180111M1_3	Standard	0.500	3.08	490.258	2586.911	0.948	0.4	-12.5	NO	0.998	NO	bb
3	3 180111M1_4	Standard	1.000	3.08	1029.939	3256.634	1.581	0.9	-12.7	NO	0.998	NO	bb
4	4 180111M1_5	Standard	2.000	3.08	1676.373	2593.027	3.232	2.0	0.3	NO	0.998	NO	bb
5	5 180111M1_6	Standard	5.000	3.08	4231.438	2504.592	8.447	5.6	11.7	NO	0.998	NO	bb
6	6 180111M1_7	Standard	10.000	3.08	9754.148	2833.770	17.211	11.6	16.0	NO	0.998	NO	bb
7	7 180111M1_8	Standard	50.000	3.08	42538.840	2957.444	71.918	49.2	-1.7	NO	0.998	NO	bb
8	8 180111M1_9	Standard	100.000	3.08	77147.188	2673.113	144.302	98.8	-1.2	NO	0.998	NO	bb

Dataset: U:\Q4.PRO\results\180111M1\180111M1-crv.qld

Last Altered: Saturday, January 13, 2018 12:08:57 Pacific Standard Time
 Printed: Saturday, January 13, 2018 12:10:19 Pacific Standard Time

Compound name: PFHpA

Correlation coefficient: $r = 0.999745$, $r^2 = 0.999489$

Calibration curve: $1.31909 * x + -0.0167541$

Response type: Internal Std (Ref 35), Area * (IS Conc. / IS Area)

Curve type: Linear, Origin: Exclude, Weighting: 1/x, Axis trans: None

#	Name	Type	Std. Conc	RT	Area	IS Area	Response	Conc.	%Dev	Conc. Flag	CoD	CoD Flag	x=excluded
1	1 180111M1_2	Standard	0.250	3.71	211.167	7673.645	0.344	0.3	9.4	NO	0.999	NO	bb
2	2 180111M1_3	Standard	0.500	3.70	334.570	6301.433	0.664	0.5	3.2	NO	0.999	NO	bb
3	3 180111M1_4	Standard	1.000	3.71	787.273	8633.774	1.140	0.9	-12.3	NO	0.999	NO	bb
4	4 180111M1_5	Standard	2.000	3.70	1460.211	6805.628	2.682	2.0	2.3	NO	0.999	NO	bb
5	5 180111M1_6	Standard	5.000	3.70	3523.387	6712.229	6.562	5.0	-0.3	NO	0.999	NO	bb
6	6 180111M1_7	Standard	10.000	3.71	7263.291	6964.322	13.037	9.9	-1.0	NO	0.999	NO	bb
7	7 180111M1_8	Standard	50.000	3.70	37882.535	7386.019	64.112	48.6	-2.8	NO	0.999	NO	bb
8	8 180111M1_9	Standard	100.000	3.70	63805.785	5955.474	133.923	101.5	1.5	NO	0.999	NO	bb

Compound name: L-PFHxS

Correlation coefficient: $r = 0.999610$, $r^2 = 0.999220$

Calibration curve: $1.54867 * x + -0.033223$

Response type: Internal Std (Ref 36), Area * (IS Conc. / IS Area)

Curve type: Linear, Origin: Exclude, Weighting: 1/x, Axis trans: None

#	Name	Type	Std. Conc	RT	Area	IS Area	Response	Conc.	%Dev	Conc. Flag	CoD	CoD Flag	x=excluded
1	1 180111M1_2	Standard	0.250	3.86	27.532	1003.669	0.343	0.2	-2.9	NO	0.999	NO	MM
2	2 180111M1_3	Standard	0.500	3.85	55.295	770.556	0.897	0.6	20.1	NO	0.999	NO	MM
3	3 180111M1_4	Standard	1.000	3.86	138.240	1258.696	1.373	0.9	-9.2	NO	0.999	NO	MM
4	4 180111M1_5	Standard	2.000	3.86	189.997	914.408	2.597	1.7	-15.1	NO	0.999	NO	MM
5	5 180111M1_6	Standard	5.000	3.86	547.843	811.342	8.440	5.5	9.4	NO	0.999	NO	MM
6	6 180111M1_7	Standard	10.000	3.86	1249.930	1035.201	15.093	9.8	-2.3	NO	0.999	NO	MM
7	7 180111M1_8	Standard	50.000	3.86	6150.074	996.412	77.153	49.8	-0.3	NO	0.999	NO	MM
8	8 180111M1_9	Standard	100.000	3.85	11618.948	935.947	155.176	100.2	0.2	NO	0.999	NO	MM

Dataset: U:\Q4.PRO\results\180111M1\180111M1-crv.qld

Last Altered: Saturday, January 13, 2018 12:08:57 Pacific Standard Time
 Printed: Saturday, January 13, 2018 12:10:19 Pacific Standard Time

Compound name: L-PFOA

Coefficient of Determination: R² = 0.998824

Calibration curve: -0.000776576 * x² + 0.958985 * x + 0.338943

Response type: Internal Std (Ref 38), Area * (IS Conc. / IS Area)

Curve type: 2nd Order, Origin: Exclude, Weighting: 1/x, Axis trans: None

#	Name	Type	Std. Conc	RT	Area	IS Area	Response	Conc.	%Dev	Conc. Flag	CoD	CoD Flag	x=excluded
1	1 180111M1_2	Standard	0.250	4.23	505.425	10530.671	0.600	0.3	8.9	NO	0.999	NO	bb
2	2 180111M1_3	Standard	0.500	4.22	583.151	9258.240	0.787	0.5	-6.4	NO	0.999	NO	bb
3	3 180111M1_4	Standard	1.000	4.23	1175.631	10725.964	1.370	1.1	7.6	NO	0.999	NO	bb
4	4 180111M1_5	Standard	2.000	4.22	1481.640	9134.523	2.028	1.8	-11.8	NO	0.999	NO	bb
5	5 180111M1_6	Standard	5.000	4.23	3812.381	9939.359	4.795	4.7	-6.7	NO	0.999	NO	bb
6	6 180111M1_7	Standard	10.000	4.23	8748.803	10147.097	10.777	11.0	9.8	NO	0.999	NO	bb
7	7 180111M1_8	Standard	50.000	4.22	40221.781	11024.430	45.605	49.2	-1.7	NO	0.999	NO	bb
8	8 180111M1_9	Standard	100.000	4.23	66402.102	9350.334	88.770	100.4	0.4	NO	0.999	NO	bb

Compound name: PFNA

Coefficient of Determination: R² = 0.999770

Calibration curve: -0.0013228 * x² + 1.13826 * x + -0.0629653

Response type: Internal Std (Ref 39), Area * (IS Conc. / IS Area)

Curve type: 2nd Order, Origin: Exclude, Weighting: 1/x, Axis trans: None

#	Name	Type	Std. Conc	RT	Area	IS Area	Response	Conc.	%Dev	Conc. Flag	CoD	CoD Flag	x=excluded
1	1 180111M1_2	Standard	0.250	4.67	168.557	9593.644	0.220	0.2	-0.7	NO	1.000	NO	bb
2	2 180111M1_3	Standard	0.500	4.66	300.202	8178.959	0.459	0.5	-8.3	NO	1.000	NO	bb
3	3 180111M1_4	Standard	1.000	4.66	903.904	9943.431	1.136	1.1	5.5	NO	1.000	NO	bb
4	4 180111M1_5	Standard	2.000	4.66	1625.636	9219.386	2.204	2.0	-0.2	NO	1.000	NO	bb
5	5 180111M1_6	Standard	5.000	4.66	4282.052	9007.660	5.942	5.3	6.2	NO	1.000	NO	bb
6	6 180111M1_7	Standard	10.000	4.66	9116.100	10414.160	10.942	9.8	-2.2	NO	1.000	NO	bb
7	7 180111M1_8	Standard	50.000	4.66	40124.898	9408.814	53.308	49.8	-0.5	NO	1.000	NO	bb
8	8 180111M1_9	Standard	100.000	4.66	71176.727	8838.787	100.660	100.1	0.1	NO	1.000	NO	bb

Dataset: U:\Q4.PRO\results\180111M1\180111M1-crv.qld

Last Altered: Saturday, January 13, 2018 12:08:57 Pacific Standard Time

Printed: Saturday, January 13, 2018 12:10:19 Pacific Standard Time

Compound name: L-PFOS

Coefficient of Determination: R² = 0.992119

Calibration curve: 0.00152766 * x² + 0.88611 * x + 0.0573253

Response type: Internal Std (Ref 41), Area * (IS Conc. / IS Area)

Curve type: 2nd Order, Origin: Exclude, Weighting: 1/x, Axis trans: None

#	Name	Type	Std. Conc	RT	Area	IS Area	Response	Conc.	%Dev	Conc. Flag	CoD	CoD Flag	x=excluded
1	1 180111M1_2	Standard	0.250	4.74	22.337	2649.435	0.105	0.1	-78.3	NO	0.992	NO	MMX
2	2 180111M1_3	Standard	0.500	4.75	82.574	1916.334	0.539	0.5	8.5	NO	0.992	NO	MM
3	3 180111M1_4	Standard	1.000	4.75	182.803	3252.227	0.703	0.7	-27.3	NO	0.992	NO	MM
4	4 180111M1_5	Standard	2.000	4.75	314.406	2513.769	1.563	1.7	-15.3	NO	0.992	NO	MM
5	5 180111M1_6	Standard	5.000	4.75	806.806	1941.434	5.195	5.7	14.8	NO	0.992	NO	MM
6	6 180111M1_7	Standard	10.000	4.75	2165.574	2355.562	11.492	12.6	26.3	NO	0.992	NO	MM
7	7 180111M1_8	Standard	50.000	4.75	9364.696	2691.457	43.493	45.5	-9.1	NO	0.992	NO	MM
8	8 180111M1_9	Standard	100.000	4.74	19526.041	2302.126	106.022	101.7	1.7	NO	0.992	NO	MM

Compound name: PFDA

Coefficient of Determination: R² = 0.997611

Calibration curve: 0.000264976 * x² + 1.24939 * x + 0.0784325

Response type: Internal Std (Ref 42), Area * (IS Conc. / IS Area)

Curve type: 2nd Order, Origin: Exclude, Weighting: 1/x, Axis trans: None

#	Name	Type	Std. Conc	RT	Area	IS Area	Response	Conc.	%Dev	Conc. Flag	CoD	CoD Flag	x=excluded
1	1 180111M1_2	Standard	0.250	5.04	262.288	8363.116	0.392	0.3	0.4	NO	0.998	NO	bb
2	2 180111M1_3	Standard	0.500	5.04	380.323	8091.959	0.588	0.4	-18.5	NO	0.998	NO	bb
3	3 180111M1_4	Standard	1.000	5.04	821.885	8528.418	1.205	0.9	-9.9	NO	0.998	NO	bb
4	4 180111M1_5	Standard	2.000	5.04	1515.559	6807.698	2.783	2.2	8.2	NO	0.998	NO	bb
5	5 180111M1_6	Standard	5.000	5.04	4105.448	6663.920	7.701	6.1	21.9	NO	0.998	NO	bb
6	6 180111M1_7	Standard	10.000	5.04	8207.930	8032.628	12.773	10.1	1.4	NO	0.998	NO	bb
7	7 180111M1_8	Standard	50.000	5.04	46107.004	9547.095	60.368	47.8	-4.5	NO	0.998	NO	bb
8	8 180111M1_9	Standard	100.000	5.04	78360.305	7593.020	129.001	101.0	1.0	NO	0.998	NO	bb

Dataset: U:\Q4.PRO\results\180111M1\180111M1-crv.qld

Last Altered: Saturday, January 13, 2018 12:08:57 Pacific Standard Time

Printed: Saturday, January 13, 2018 12:10:19 Pacific Standard Time

Compound name: N-MeFOSAA

Coefficient of Determination: R^2 = 0.997666

Calibration curve: $-0.000940815 * x^2 + 1.5274 * x + -0.0708352$

Response type: Internal Std (Ref 44), Area * (IS Conc. / IS Area)

Curve type: 2nd Order, Origin: Include, Weighting: 1/x, Axis trans: None

#	Name	Type	Std. Conc	RT	Area	IS Area	Response	Conc.	%Dev	Conc. Flag	CoD	CoD Flag	x=excluded
1	1 180111M1_2	Standard	0.250	5.20	79.653	3250.458	0.306	0.2	-1.2	NO	0.998	NO	bb
2	2 180111M1_3	Standard	0.500	5.19	151.620	2863.079	0.662	0.5	-4.0	NO	0.998	NO	bb
3	3 180111M1_4	Standard	1.000	5.19	461.781	3876.142	1.489	1.0	2.2	NO	0.998	NO	bb
4	4 180111M1_5	Standard	2.000	5.18	787.584	3210.236	3.067	2.1	2.8	NO	0.998	NO	bb
5	5 180111M1_6	Standard	5.000	5.19	1738.949	3371.501	6.447	4.3	-14.4	NO	0.998	NO	bb
6	6 180111M1_7	Standard	10.000	5.19	3933.943	3549.628	13.853	9.2	-8.3	NO	0.998	NO	bb
7	7 180111M1_8	Standard	50.000	5.19	20486.244	3277.877	78.123	52.9	5.8	NO	0.998	NO	bb
8	8 180111M1_9	Standard	100.000	5.19	35573.090	3145.798	141.352	98.6	-1.4	NO	0.998	NO	bb

Compound name: N-EtFOSAA

Coefficient of Determination: R^2 = 0.994669

Calibration curve: $-0.0026416 * x^2 + 1.27254 * x + -0.244222$

Response type: Internal Std (Ref 45), Area * (IS Conc. / IS Area)

Curve type: 2nd Order, Origin: Include, Weighting: 1/x, Axis trans: None

#	Name	Type	Std. Conc	RT	Area	IS Area	Response	Conc.	%Dev	Conc. Flag	CoD	CoD Flag	x=excluded
1	1 180111M1_2	Standard	0.250	5.35	112.814	4149.032	0.340	0.5	83.8	NO	0.995	NO	bbX
2	2 180111M1_3	Standard	0.500	5.34	103.058	3444.988	0.374	0.5	-2.7	NO	0.995	NO	bb
3	3 180111M1_4	Standard	1.000	5.34	333.871	4753.293	0.878	0.9	-11.7	NO	0.995	NO	bb
4	4 180111M1_5	Standard	2.000	5.34	626.015	3601.923	2.173	1.9	-4.7	NO	0.995	NO	bb
5	5 180111M1_6	Standard	5.000	5.34	1626.939	3983.665	5.105	4.2	-15.2	NO	0.995	NO	bb
6	6 180111M1_7	Standard	10.000	5.35	3600.595	4121.448	10.920	8.9	-10.6	NO	0.995	NO	bb
7	7 180111M1_8	Standard	50.000	5.34	17696.164	3598.463	61.471	54.7	9.4	NO	0.995	NO	bb
8	8 180111M1_9	Standard	100.000	5.34	29777.229	3781.563	98.429	97.1	-2.9	NO	0.995	NO	bb

Dataset: U:\Q4.PRO\results\180111M1\180111M1-crv.qld

Last Altered: Saturday, January 13, 2018 12:08:57 Pacific Standard Time
 Printed: Saturday, January 13, 2018 12:10:19 Pacific Standard Time

Compound name: PFUDa

Coefficient of Determination: R² = 0.998781

Calibration curve: $-0.000365939 * x^2 + 1.02277 * x + 0.104855$

Response type: Internal Std (Ref 46), Area * (IS Conc. / IS Area)

Curve type: 2nd Order, Origin: Exclude, Weighting: 1/x, Axis trans: None

#	Name	Type	Std. Conc	RT	Area	IS Area	Response	Conc.	%Dev	Conc. Flag	CoD	CoD Flag	x=excluded
1	1 180111M1_2	Standard	0.250	5.36	312.534	10662.187	0.366	0.3	2.3	NO	0.999	NO	bb
2	2 180111M1_3	Standard	0.500	5.36	407.705	7433.443	0.686	0.6	13.6	NO	0.999	NO	bb
3	3 180111M1_4	Standard	1.000	5.37	771.070	10442.068	0.923	0.8	-20.0	NO	0.999	NO	bb
4	4 180111M1_5	Standard	2.000	5.36	1235.740	7286.345	2.120	2.0	-1.4	NO	0.999	NO	bb
5	5 180111M1_6	Standard	5.000	5.36	3285.499	8078.483	5.084	4.9	-2.5	NO	0.999	NO	bb
6	6 180111M1_7	Standard	10.000	5.36	7688.940	8496.762	11.312	11.0	10.0	NO	0.999	NO	bb
7	7 180111M1_8	Standard	50.000	5.36	36004.379	9175.308	49.051	48.7	-2.6	NO	0.999	NO	bb
8	8 180111M1_9	Standard	100.000	5.36	62081.668	7817.411	99.268	100.6	0.6	NO	0.999	NO	bb

Compound name: PFDa

Coefficient of Determination: R² = 0.999316

Calibration curve: $0.00165267 * x^2 + 2.09841 * x + -0.00906478$

Response type: Internal Std (Ref 47), Area * (IS Conc. / IS Area)

Curve type: 2nd Order, Origin: Exclude, Weighting: 1/x, Axis trans: None

#	Name	Type	Std. Conc	RT	Area	IS Area	Response	Conc.	%Dev	Conc. Flag	CoD	CoD Flag	x=excluded
1	1 180111M1_2	Standard	0.250	5.65	235.044	5802.757	0.506	0.2	-1.8	NO	0.999	NO	bb
2	2 180111M1_3	Standard	0.500	5.64	416.014	4489.495	1.158	0.6	11.2	NO	0.999	NO	bb
3	3 180111M1_4	Standard	1.000	5.65	966.806	7140.826	1.692	0.8	-19.0	NO	0.999	NO	bb
4	4 180111M1_5	Standard	2.000	5.64	1892.828	5462.545	4.331	2.1	3.3	NO	0.999	NO	bb
5	5 180111M1_6	Standard	5.000	5.65	4002.007	4288.706	11.664	5.5	10.8	NO	0.999	NO	bb
6	6 180111M1_7	Standard	10.000	5.64	9803.951	6066.569	20.201	9.6	-4.4	NO	0.999	NO	bb
7	7 180111M1_8	Standard	50.000	5.64	43835.434	5032.864	108.873	49.9	-0.2	NO	0.999	NO	bb
8	8 180111M1_9	Standard	100.000	5.64	79454.875	4385.292	226.481	100.1	0.1	NO	0.999	NO	bb

Dataset: U:\Q4.PRO\results\180111M1\180111M1-crv.qld

Last Altered: Saturday, January 13, 2018 12:08:57 Pacific Standard Time
 Printed: Saturday, January 13, 2018 12:10:42 Pacific Standard Time

Method: U:\Q4.PRO\MethDB\PFAS_FULL_80C_010818C.mdb 11 Jan 2018 15:33:36
 Calibration: U:\Q4.PRO\CurveDB\C18_VAL-PFAS_Q4_01-11-18-L14.cdb 13 Jan 2018 12:08:55

Compound name: PFTrDA

Coefficient of Determination: $R^2 = 0.998594$

Calibration curve: $0.000959903 * x^2 + 2.06194 * x + -0.0475116$

Response type: Internal Std (Ref 47), Area * (IS Conc. / IS Area)

Curve type: 2nd Order, Origin: Exclude, Weighting: 1/x, Axis trans: None

#	Name	Type	Std. Conc	RT	Area	IS Area	Response	Conc.	%Dev	Conc. Flag	CoD	CoD Flag	x=excluded
1	1 180111M1_2	Standard	0.250	5.89	235.871	5802.757	0.508	0.3	7.8	NO	0.999	NO	bb
2	2 180111M1_3	Standard	0.500	5.90	408.240	4489.495	1.137	0.6	14.8	NO	0.999	NO	bb
3	3 180111M1_4	Standard	1.000	5.89	982.892	7140.826	1.721	0.9	-14.3	NO	0.999	NO	bb
4	4 180111M1_5	Standard	2.000	5.89	1409.603	5462.545	3.226	1.6	-20.7	NO	0.999	NO	bb
5	5 180111M1_6	Standard	5.000	5.89	4068.502	4288.706	11.858	5.8	15.2	NO	0.999	NO	bb
6	6 180111M1_7	Standard	10.000	5.90	9753.328	6066.569	20.096	9.7	-2.7	NO	0.999	NO	bb
7	7 180111M1_8	Standard	50.000	5.89	42423.348	5032.864	105.366	50.0	-0.1	NO	0.999	NO	bb
8	8 180111M1_9	Standard	100.000	5.89	75702.586	4385.292	215.785	100.0	0.0	NO	0.999	NO	bb

Compound name: PFTeDA

Coefficient of Determination: $R^2 = 0.997464$

Calibration curve: $-0.00930881 * x^2 + 2.79838 * x + -0.114028$

Response type: Internal Std (Ref 49), Area * (IS Conc. / IS Area)

Curve type: 2nd Order, Origin: Exclude, Weighting: 1/x, Axis trans: None

#	Name	Type	Std. Conc	RT	Area	IS Area	Response	Conc.	%Dev	Conc. Flag	CoD	CoD Flag	x=excluded
1	1 180111M1_2	Standard	0.250	6.11	132.183	2350.622	0.703	0.3	16.9	NO	0.997	NO	MM
2	2 180111M1_3	Standard	0.500	6.11	228.548	2154.841	1.326	0.5	3.1	NO	0.997	NO	MM
3	3 180111M1_4	Standard	1.000	6.11	617.639	3156.163	2.446	0.9	-8.2	NO	0.997	NO	bb
4	4 180111M1_5	Standard	2.000	6.11	846.023	1891.146	5.592	2.1	2.7	NO	0.997	NO	bb
5	5 180111M1_6	Standard	5.000	6.11	2361.288	2439.282	12.100	4.4	-11.4	NO	0.997	NO	bb
6	6 180111M1_7	Standard	10.000	6.11	5640.768	2813.989	25.057	9.3	-7.2	NO	0.997	NO	bb
7	7 180111M1_8	Standard	50.000	6.11	24452.396	2491.058	122.701	53.4	6.7	NO	0.997	NO	bb
8	8 180111M1_9	Standard	100.000	6.11	39871.930	2711.406	183.816	97.1	-2.9	NO	0.997	NO	bb

Dataset: U:\Q4.PRO\results\180111M1\180111M1-crv.qld

Last Altered: Saturday, January 13, 2018 12:08:57 Pacific Standard Time
 Printed: Saturday, January 13, 2018 12:10:42 Pacific Standard Time

Compound name: 13C3-PFBS

Response Factor: 0.138854

RRF SD: 0.012324, Relative SD: 8.87551

Response type: Internal Std (Ref 55), Area * (IS Conc. / IS Area)

Curve type: RF

#	Name	Type	Std. Conc	RT	Area	IS Area	Response	Conc.	%Dev	Conc. Flag	CoD	CoD Flag	x=excluded
1	1 180111M1_2	Standard	12.500	2.59	1123.555	9298.917	1.510	10.9	-13.0	NO		NO	bb
2	2 180111M1_3	Standard	12.500	2.58	1099.843	8786.350	1.565	11.3	-9.9	NO		NO	bb
3	3 180111M1_4	Standard	12.500	2.59	1396.431	9614.073	1.816	13.1	4.6	NO		NO	bb
4	4 180111M1_5	Standard	12.500	2.59	1088.287	7892.272	1.724	12.4	-0.7	NO		NO	bb
5	5 180111M1_6	Standard	12.500	2.59	1039.918	7233.854	1.797	12.9	3.5	NO		NO	bb
6	6 180111M1_7	Standard	12.500	2.59	1181.997	8946.667	1.651	11.9	-4.9	NO		NO	bb
7	7 180111M1_8	Standard	12.500	2.58	1271.390	8580.820	1.852	13.3	6.7	NO		NO	bb
8	8 180111M1_9	Standard	12.500	2.58	1164.404	7386.232	1.971	14.2	13.5	NO		NO	bb

Compound name: 13C2-PFHxA

Response Factor: 0.83684

RRF SD: 0.0527258, Relative SD: 6.30058

Response type: Internal Std (Ref 55), Area * (IS Conc. / IS Area)

Curve type: RF

#	Name	Type	Std. Conc	RT	Area	IS Area	Response	Conc.	%Dev	Conc. Flag	CoD	CoD Flag	x=excluded
1	1 180111M1_2	Standard	5.000	3.08	3223.382	9298.917	4.333	5.2	3.6	NO		NO	bb
2	2 180111M1_3	Standard	5.000	3.08	2586.911	8786.350	3.680	4.4	-12.0	NO		NO	bb
3	3 180111M1_4	Standard	5.000	3.08	3256.634	9614.073	4.234	5.1	1.2	NO		NO	bb
4	4 180111M1_5	Standard	5.000	3.08	2593.027	7892.272	4.107	4.9	-1.8	NO		NO	bb
5	5 180111M1_6	Standard	5.000	3.08	2504.592	7233.854	4.328	5.2	3.4	NO		NO	bb
6	6 180111M1_7	Standard	5.000	3.08	2833.770	8946.667	3.959	4.7	-5.4	NO		NO	bb
7	7 180111M1_8	Standard	5.000	3.08	2957.444	8580.820	4.308	5.1	3.0	NO		NO	bb
8	8 180111M1_9	Standard	5.000	3.08	2673.113	7386.232	4.524	5.4	8.1	NO		NO	bb

Dataset: U:\Q4.PRO\results\180111M1\180111M1-crv.qld

Last Altered: Saturday, January 13, 2018 12:08:57 Pacific Standard Time

Printed: Saturday, January 13, 2018 12:10:42 Pacific Standard Time

Compound name: 13C4-PFHpA

Response Factor: 0.834516

RRF SD: 0.0676237, Relative SD: 8.10335

Response type: Internal Std (Ref 55), Area * (IS Conc. / IS Area)

Curve type: RF

#	Name	Type	Std. Conc	RT	Area	IS Area	Response	Conc.	%Dev	Conc. Flag	CoD	CoD Flag	x=excluded
1	1 180111M1_2	Standard	12.500	3.70	7673.645	9298.917	10.315	12.4	-1.1	NO		NO	bb
2	2 180111M1_3	Standard	12.500	3.70	6301.433	8786.350	8.965	10.7	-14.1	NO		NO	bb
3	3 180111M1_4	Standard	12.500	3.70	8633.774	9614.073	11.225	13.5	7.6	NO		NO	bb
4	4 180111M1_5	Standard	12.500	3.70	6805.628	7892.272	10.779	12.9	3.3	NO		NO	bb
5	5 180111M1_6	Standard	12.500	3.71	6712.229	7233.854	11.599	13.9	11.2	NO		NO	bb
6	6 180111M1_7	Standard	12.500	3.70	6964.322	8946.667	9.730	11.7	-6.7	NO		NO	bb
7	7 180111M1_8	Standard	12.500	3.70	7386.019	8580.820	10.759	12.9	3.1	NO		NO	bb
8	8 180111M1_9	Standard	12.500	3.70	5955.474	7386.232	10.079	12.1	-3.4	NO		NO	bb

Compound name: 18O2-PFHxS

Response Factor: 0.43768

RRF SD: 0.0367787, Relative SD: 8.4031

Response type: Internal Std (Ref 56), Area * (IS Conc. / IS Area)

Curve type: RF

#	Name	Type	Std. Conc	RT	Area	IS Area	Response	Conc.	%Dev	Conc. Flag	CoD	CoD Flag	x=excluded
1	1 180111M1_2	Standard	12.500	3.85	1003.669	2372.799	5.287	12.1	-3.4	NO		NO	bb
2	2 180111M1_3	Standard	12.500	3.85	770.556	2071.386	4.650	10.6	-15.0	NO		NO	bb
3	3 180111M1_4	Standard	12.500	3.86	1258.696	2649.512	5.938	13.6	8.5	NO		NO	bb
4	4 180111M1_5	Standard	12.500	3.85	914.408	1980.268	5.772	13.2	5.5	NO		NO	bb
5	5 180111M1_6	Standard	12.500	3.85	811.342	2041.504	4.968	11.4	-9.2	NO		NO	bb
6	6 180111M1_7	Standard	12.500	3.85	1035.201	2313.973	5.592	12.8	2.2	NO		NO	bb
7	7 180111M1_8	Standard	12.500	3.85	996.412	2170.854	5.737	13.1	4.9	NO		NO	bb
8	8 180111M1_9	Standard	12.500	3.85	935.947	2009.189	5.823	13.3	6.4	NO		NO	bb

Dataset: U:\Q4.PRO\results\180111M1\180111M1-crv.qld

Last Altered: Saturday, January 13, 2018 12:08:57 Pacific Standard Time
 Printed: Saturday, January 13, 2018 12:10:42 Pacific Standard Time

Compound name: 13C2-6:2 FTS

Response Factor: 0.264704

RRF SD: 0.0488945, Relative SD: 18.4714

Response type: Internal Std (Ref 57), Area * (IS Conc. / IS Area)

Curve type: RF

#	Name	Type	Std. Conc	RT	Area	IS Area	Response	Conc.	%Dev	Conc. Flag	CoD	CoD Flag	x=excluded
1	1 180111M1_2	Standard	12.500	4.17	1803.329	7942.405	2.838	10.7	-14.2	NO		NO	bb
2	2 180111M1_3	Standard	12.500	4.17	1841.869	7461.022	3.086	11.7	-6.7	NO		NO	bb
3	3 180111M1_4	Standard	12.500	4.17	2417.374	9272.205	3.259	12.3	-1.5	NO		NO	bb
4	4 180111M1_5	Standard	12.500	4.17	1578.495	6972.664	2.830	10.7	-14.5	NO		NO	bb
5	5 180111M1_6	Standard	12.500	4.17	1761.560	7762.855	2.837	10.7	-14.3	NO		NO	bb
6	6 180111M1_7	Standard	12.500	4.17	2093.341	8336.655	3.139	11.9	-5.1	NO		NO	bb
7	7 180111M1_8	Standard	12.500	4.17	2791.161	8732.182	3.996	15.1	20.8	NO		NO	bb
8	8 180111M1_9	Standard	12.500	4.17	2726.352	7595.193	4.487	17.0	35.6	NO		NO	bb

Compound name: 13C2-PFOA

Response Factor: 1.25309

RRF SD: 0.0542134, Relative SD: 4.32637

Response type: Internal Std (Ref 57), Area * (IS Conc. / IS Area)

Curve type: RF

#	Name	Type	Std. Conc	RT	Area	IS Area	Response	Conc.	%Dev	Conc. Flag	CoD	CoD Flag	x=excluded
1	1 180111M1_2	Standard	12.500	4.23	10530.671	7942.405	16.573	13.2	5.8	NO		NO	bb
2	2 180111M1_3	Standard	12.500	4.22	9258.240	7461.022	15.511	12.4	-1.0	NO		NO	bb
3	3 180111M1_4	Standard	12.500	4.23	10725.964	9272.205	14.460	11.5	-7.7	NO		NO	bb
4	4 180111M1_5	Standard	12.500	4.22	9134.523	6972.664	16.376	13.1	4.5	NO		NO	bb
5	5 180111M1_6	Standard	12.500	4.22	9939.359	7762.855	16.005	12.8	2.2	NO		NO	bb
6	6 180111M1_7	Standard	12.500	4.23	10147.097	8336.655	15.215	12.1	-2.9	NO		NO	bb
7	7 180111M1_8	Standard	12.500	4.22	11024.430	8732.182	15.781	12.6	0.8	NO		NO	bb
8	8 180111M1_9	Standard	12.500	4.23	9350.334	7595.193	15.389	12.3	-1.8	NO		NO	bb

Dataset: U:\Q4.PRO\results\180111M1\180111M1-crv.qld

Last Altered: Saturday, January 13, 2018 12:08:57 Pacific Standard Time
 Printed: Saturday, January 13, 2018 12:10:42 Pacific Standard Time

Compound name: 13C5-PFNA

Response Factor: 1.17122

RRF SD: 0.0972151, Relative SD: 8.30032

Response type: Internal Std (Ref 58), Area * (IS Conc. / IS Area)

Curve type: RF

#	Name	Type	Std. Conc	RT	Area	IS Area	Response	Conc.	%Dev	Conc. Flag	CoD	CoD Flag	x=excluded
1	1 180111M1_2	Standard	12.500	4.66	9593.644	8436.717	14.214	12.1	-2.9	NO		NO	bb
2	2 180111M1_3	Standard	12.500	4.66	8178.959	7433.763	13.753	11.7	-6.1	NO		NO	bb
3	3 180111M1_4	Standard	12.500	4.66	9943.431	8064.453	15.412	13.2	5.3	NO		NO	bb
4	4 180111M1_5	Standard	12.500	4.66	9219.386	7292.654	15.803	13.5	7.9	NO		NO	bb
5	5 180111M1_6	Standard	12.500	4.66	9007.660	8467.640	13.297	11.4	-9.2	NO		NO	bb
6	6 180111M1_7	Standard	12.500	4.66	10414.160	8917.466	14.598	12.5	-0.3	NO		NO	bb
7	7 180111M1_8	Standard	12.500	4.66	9408.814	7062.051	16.654	14.2	13.8	NO		NO	bb
8	8 180111M1_9	Standard	12.500	4.66	8838.787	8250.728	13.391	11.4	-8.5	NO		NO	bb

Compound name: 13C8-PFOSA

Response Factor: 0.330939

RRF SD: 0.0306648, Relative SD: 9.266

Response type: Internal Std (Ref 61), Area * (IS Conc. / IS Area)

Curve type: RF

#	Name	Type	Std. Conc	RT	Area	IS Area	Response	Conc.	%Dev	Conc. Flag	CoD	CoD Flag	x=excluded
1	1 180111M1_2	Standard	12.500	4.72	2663.775	8015.021	4.154	12.6	0.4	NO		NO	bb
2	2 180111M1_3	Standard	12.500	4.72	2068.956	6243.652	4.142	12.5	0.1	NO		NO	bb
3	3 180111M1_4	Standard	12.500	4.73	3012.045	7716.766	4.879	14.7	17.9	NO		NO	bb
4	4 180111M1_5	Standard	12.500	4.72	2179.063	6183.272	4.405	13.3	6.5	NO		NO	bb
5	5 180111M1_6	Standard	12.500	4.72	2095.528	6436.445	4.070	12.3	-1.6	NO		NO	bb
6	6 180111M1_7	Standard	12.500	4.72	2371.914	8234.781	3.600	10.9	-13.0	NO		NO	bb
7	7 180111M1_8	Standard	12.500	4.72	2558.988	8372.088	3.821	11.5	-7.6	NO		NO	bb
8	8 180111M1_9	Standard	12.500	4.72	2291.333	7120.594	4.022	12.2	-2.8	NO		NO	bb

Dataset: U:\Q4.PRO\results\180111M1\180111M1-crv.qld

Last Altered: Saturday, January 13, 2018 12:08:57 Pacific Standard Time
 Printed: Saturday, January 13, 2018 12:10:42 Pacific Standard Time

Compound name: 13C8-PFOS

Response Factor: 1.179

RRF SD: 0.223572, Relative SD: 18.9629

Response type: Internal Std (Ref 59), Area * (IS Conc. / IS Area)

Curve type: RF

#	Name	Type	Std. Conc	RT	Area	IS Area	Response	Conc.	%Dev	Conc. Flag	CoD	CoD Flag	x=excluded
1	1 180111M1_2	Standard	12.500	4.74	2649.435	2416.553	13.705	11.6	-7.0	NO		NO	bb
2	2 180111M1_3	Standard	12.500	4.75	1916.334	2116.786	11.316	9.6	-23.2	NO		NO	bb
3	3 180111M1_4	Standard	12.500	4.75	3252.227	2151.400	18.896	16.0	28.2	NO		NO	bb
4	4 180111M1_5	Standard	12.500	4.75	2513.769	2100.854	14.957	12.7	1.5	NO		NO	bb
5	5 180111M1_6	Standard	12.500	4.75	1941.434	1970.365	12.316	10.4	-16.4	NO		NO	bb
6	6 180111M1_7	Standard	12.500	4.75	2355.562	2317.429	12.706	10.8	-13.8	NO		NO	bb
7	7 180111M1_8	Standard	12.500	4.74	2691.457	1821.462	18.470	15.7	25.3	NO		NO	bb
8	8 180111M1_9	Standard	12.500	4.74	2302.126	1852.585	15.533	13.2	5.4	NO		NO	bb

Compound name: 13C2-PFDA

Response Factor: 1.47984

RRF SD: 0.171231, Relative SD: 11.5709

Response type: Internal Std (Ref 60), Area * (IS Conc. / IS Area)

Curve type: RF

#	Name	Type	Std. Conc	RT	Area	IS Area	Response	Conc.	%Dev	Conc. Flag	CoD	CoD Flag	x=excluded
1	1 180111M1_2	Standard	12.500	5.04	8363.116	6551.070	15.958	10.8	-13.7	NO		NO	bb
2	2 180111M1_3	Standard	12.500	5.04	8091.959	5613.256	18.020	12.2	-2.6	NO		NO	bb
3	3 180111M1_4	Standard	12.500	5.04	8528.418	6660.762	16.005	10.8	-13.5	NO		NO	bb
4	4 180111M1_5	Standard	12.500	5.04	6807.698	3974.608	21.410	14.5	15.7	NO		NO	bb
5	5 180111M1_6	Standard	12.500	5.04	6663.920	4895.766	17.014	11.5	-8.0	NO		NO	bb
6	6 180111M1_7	Standard	12.500	5.04	8032.628	4782.833	20.993	14.2	13.5	NO		NO	bb
7	7 180111M1_8	Standard	12.500	5.04	9547.095	5966.917	20.000	13.5	8.1	NO		NO	bb
8	8 180111M1_9	Standard	12.500	5.04	7593.020	5107.227	18.584	12.6	0.5	NO		NO	bb

Dataset: U:\Q4.PRO\results\180111M1\180111M1-crv.qld

Last Altered: Saturday, January 13, 2018 12:08:57 Pacific Standard Time
 Printed: Saturday, January 13, 2018 12:10:42 Pacific Standard Time

Compound name: 13C2-8:2 FTS

Response Factor: 0.114625

RRF SD: 0.0180438, Relative SD: 15.7416

Response type: Internal Std (Ref 55), Area * (IS Conc. / IS Area)

Curve type: RF

#	Name	Type	Std. Conc	RT	Area	IS Area	Response	Conc.	%Dev	Conc. Flag	CoD	CoD Flag	x=excluded
1	1 180111M1_2	Standard	12.500	5.01	809.519	9298.917	1.088	9.5	-24.1	NO		NO	bb
2	2 180111M1_3	Standard	12.500	5.01	955.743	8786.350	1.360	11.9	-5.1	NO		NO	bb
3	3 180111M1_4	Standard	12.500	5.01	1170.094	9614.073	1.521	13.3	6.2	NO		NO	bb
4	4 180111M1_5	Standard	12.500	5.01	865.300	7892.272	1.370	12.0	-4.3	NO		NO	bb
5	5 180111M1_6	Standard	12.500	5.01	925.116	7233.854	1.599	13.9	11.6	NO		NO	bb
6	6 180111M1_7	Standard	12.500	5.01	871.635	8946.667	1.218	10.6	-15.0	NO		NO	bb
7	7 180111M1_8	Standard	12.500	5.00	1026.925	8580.820	1.496	13.1	4.4	NO		NO	bb
8	8 180111M1_9	Standard	12.500	5.01	1069.770	7386.232	1.810	15.8	26.4	NO		NO	bb

Compound name: d3-N-MeFOSAA

Response Factor: 0.459221

RRF SD: 0.0509691, Relative SD: 11.099

Response type: Internal Std (Ref 61), Area * (IS Conc. / IS Area)

Curve type: RF

#	Name	Type	Std. Conc	RT	Area	IS Area	Response	Conc.	%Dev	Conc. Flag	CoD	CoD Flag	x=excluded
1	1 180111M1_2	Standard	12.500	5.18	3250.458	8015.021	5.069	11.0	-11.7	NO		NO	bb
2	2 180111M1_3	Standard	12.500	5.18	2863.079	6243.652	5.732	12.5	-0.1	NO		NO	bb
3	3 180111M1_4	Standard	12.500	5.18	3876.142	7716.766	6.279	13.7	9.4	NO		NO	bb
4	4 180111M1_5	Standard	12.500	5.18	3210.236	6183.272	6.490	14.1	13.1	NO		NO	bb
5	5 180111M1_6	Standard	12.500	5.18	3371.501	6436.445	6.548	14.3	14.1	NO		NO	bb
6	6 180111M1_7	Standard	12.500	5.18	3549.628	8234.781	5.388	11.7	-6.1	NO		NO	bb
7	7 180111M1_8	Standard	12.500	5.18	3277.877	8372.088	4.894	10.7	-14.7	NO		NO	bb
8	8 180111M1_9	Standard	12.500	5.18	3145.798	7120.594	5.522	12.0	-3.8	NO		NO	bb

Dataset: U:\Q4.PRO\results\180111M1\180111M1-crv.qld

Last Altered: Saturday, January 13, 2018 12:08:57 Pacific Standard Time
 Printed: Saturday, January 13, 2018 12:10:42 Pacific Standard Time

Compound name: d5-N-EtFOSAA

Response Factor: 0.543527

RRF SD: 0.0633895, Relative SD: 11.6626

Response type: Internal Std (Ref 61), Area * (IS Conc. / IS Area)

Curve type: RF

#	Name	Type	Std. Conc	RT	Area	IS Area	Response	Conc.	%Dev	Conc. Flag	CoD	CoD Flag	x=excluded
1	1 180111M1_2	Standard	12.500	5.34	4149.032	8015.021	6.471	11.9	-4.8	NO		NO	bb
2	2 180111M1_3	Standard	12.500	5.34	3444.988	6243.652	6.897	12.7	1.5	NO		NO	bb
3	3 180111M1_4	Standard	12.500	5.34	4753.293	7716.766	7.700	14.2	13.3	NO		NO	bb
4	4 180111M1_5	Standard	12.500	5.34	3601.923	6183.272	7.282	13.4	7.2	NO		NO	bb
5	5 180111M1_6	Standard	12.500	5.34	3983.665	6436.445	7.737	14.2	13.9	NO		NO	bb
6	6 180111M1_7	Standard	12.500	5.34	4121.448	8234.781	6.256	11.5	-7.9	NO		NO	bb
7	7 180111M1_8	Standard	12.500	5.34	3598.463	8372.088	5.373	9.9	-20.9	NO		NO	bb
8	8 180111M1_9	Standard	12.500	5.34	3781.563	7120.594	6.638	12.2	-2.3	NO		NO	bb

Compound name: 13C2-PFUdA

Response Factor: 1.19164

RRF SD: 0.115272, Relative SD: 9.67341

Response type: Internal Std (Ref 61), Area * (IS Conc. / IS Area)

Curve type: RF

#	Name	Type	Std. Conc	RT	Area	IS Area	Response	Conc.	%Dev	Conc. Flag	CoD	CoD Flag	x=excluded
1	1 180111M1_2	Standard	12.500	5.36	10662.187	8015.021	16.628	14.0	11.6	NO		NO	bb
2	2 180111M1_3	Standard	12.500	5.36	7433.443	6243.652	14.882	12.5	-0.1	NO		NO	bb
3	3 180111M1_4	Standard	12.500	5.36	10442.068	7716.766	16.915	14.2	13.6	NO		NO	bb
4	4 180111M1_5	Standard	12.500	5.36	7286.345	6183.272	14.730	12.4	-1.1	NO		NO	bb
5	5 180111M1_6	Standard	12.500	5.36	8078.483	6436.445	15.689	13.2	5.3	NO		NO	bb
6	6 180111M1_7	Standard	12.500	5.36	8496.762	8234.781	12.898	10.8	-13.4	NO		NO	bb
7	7 180111M1_8	Standard	12.500	5.36	9175.308	8372.088	13.699	11.5	-8.0	NO		NO	bb
8	8 180111M1_9	Standard	12.500	5.36	7817.411	7120.594	13.723	11.5	-7.9	NO		NO	bb

Dataset: U:\Q4.PRO\results\180111M1\180111M1-crv.qld

Last Altered: Saturday, January 13, 2018 12:08:57 Pacific Standard Time

Printed: Saturday, January 13, 2018 12:10:42 Pacific Standard Time

Compound name: 13C2-PFDoA

Response Factor: 0.733983

RRF SD: 0.116785, Relative SD: 15.9112

Response type: Internal Std (Ref 61), Area * (IS Conc. / IS Area)

Curve type: RF

#	Name	Type	Std. Conc	RT	Area	IS Area	Response	Conc.	%Dev	Conc. Flag	CoD	CoD Flag	x=excluded
1	1 180111M1_2	Standard	12.500	5.64	5802.757	8015.021	9.050	12.3	-1.4	NO		NO	bb
2	2 180111M1_3	Standard	12.500	5.64	4489.495	6243.652	8.988	12.2	-2.0	NO		NO	bb
3	3 180111M1_4	Standard	12.500	5.65	7140.826	7716.766	11.567	15.8	26.1	NO		NO	bb
4	4 180111M1_5	Standard	12.500	5.64	5462.545	6183.272	11.043	15.0	20.4	NO		NO	bb
5	5 180111M1_6	Standard	12.500	5.65	4288.706	6436.445	8.329	11.3	-9.2	NO		NO	bb
6	6 180111M1_7	Standard	12.500	5.64	6066.569	8234.781	9.209	12.5	0.4	NO		NO	bb
7	7 180111M1_8	Standard	12.500	5.64	5032.864	8372.088	7.514	10.2	-18.1	NO		NO	bb
8	8 180111M1_9	Standard	12.500	5.64	4385.292	7120.594	7.698	10.5	-16.1	NO		NO	bb

Compound name: 13C2-PFTeDA

Response Factor: 0.344035

RRF SD: 0.0430859, Relative SD: 12.5237

Response type: Internal Std (Ref 61), Area * (IS Conc. / IS Area)

Curve type: RF

#	Name	Type	Std. Conc	RT	Area	IS Area	Response	Conc.	%Dev	Conc. Flag	CoD	CoD Flag	x=excluded
1	1 180111M1_2	Standard	12.500	6.11	2350.622	8015.021	3.666	10.7	-14.8	NO		NO	bb
2	2 180111M1_3	Standard	12.500	6.11	2154.841	6243.652	4.314	12.5	0.3	NO		NO	bb
3	3 180111M1_4	Standard	12.500	6.11	3156.163	7716.766	5.113	14.9	18.9	NO		NO	bb
4	4 180111M1_5	Standard	12.500	6.11	1891.146	6183.272	3.823	11.1	-11.1	NO		NO	bb
5	5 180111M1_6	Standard	12.500	6.11	2439.282	6436.445	4.737	13.8	10.2	NO		NO	bb
6	6 180111M1_7	Standard	12.500	6.11	2813.989	8234.781	4.271	12.4	-0.7	NO		NO	bb
7	7 180111M1_8	Standard	12.500	6.11	2491.058	8372.088	3.719	10.8	-13.5	NO		NO	bb
8	8 180111M1_9	Standard	12.500	6.11	2711.406	7120.594	4.760	13.8	10.7	NO		NO	bb

Dataset: U:\Q4.PRO\results\180111M1\180111M1-crv.qld

Last Altered: Saturday, January 13, 2018 12:08:57 Pacific Standard Time
 Printed: Saturday, January 13, 2018 12:10:42 Pacific Standard Time

Compound name: 13C5-PFHxA

Response Factor: 1

RRF SD: 5.93439e-017, Relative SD: 5.93439e-015

Response type: Internal Std (Ref 55), Area * (IS Conc. / IS Area)

Curve type: RF

#	Name	Type	Std. Conc	RT	Area	IS Area	Response	Conc.	%Dev	Conc. Flag	CoD	CoD Flag	x=excluded
1	1 180111M1_2	Standard	12.500	3.08	9298.917	9298.917	12.500	12.5	0.0	NO		NO	bb
2	2 180111M1_3	Standard	12.500	3.08	8786.350	8786.350	12.500	12.5	0.0	NO		NO	bb
3	3 180111M1_4	Standard	12.500	3.08	9614.073	9614.073	12.500	12.5	0.0	NO		NO	bb
4	4 180111M1_5	Standard	12.500	3.08	7892.272	7892.272	12.500	12.5	0.0	NO		NO	bb
5	5 180111M1_6	Standard	12.500	3.08	7233.854	7233.854	12.500	12.5	0.0	NO		NO	bb
6	6 180111M1_7	Standard	12.500	3.08	8946.667	8946.667	12.500	12.5	0.0	NO		NO	bb
7	7 180111M1_8	Standard	12.500	3.08	8580.820	8580.820	12.500	12.5	0.0	NO		NO	bb
8	8 180111M1_9	Standard	12.500	3.08	7386.232	7386.232	12.500	12.5	0.0	NO		NO	bb

Compound name: 13C3-PFHxS

Response Factor: 1

RRF SD: 8.3925e-017, Relative SD: 8.3925e-015

Response type: Internal Std (Ref 56), Area * (IS Conc. / IS Area)

Curve type: RF

#	Name	Type	Std. Conc	RT	Area	IS Area	Response	Conc.	%Dev	Conc. Flag	CoD	CoD Flag	x=excluded
1	1 180111M1_2	Standard	12.500	3.85	2372.799	2372.799	12.500	12.5	0.0	NO		NO	bb
2	2 180111M1_3	Standard	12.500	3.85	2071.386	2071.386	12.500	12.5	0.0	NO		NO	bb
3	3 180111M1_4	Standard	12.500	3.86	2649.512	2649.512	12.500	12.5	0.0	NO		NO	bb
4	4 180111M1_5	Standard	12.500	3.85	1980.268	1980.268	12.500	12.5	0.0	NO		NO	bb
5	5 180111M1_6	Standard	12.500	3.85	2041.504	2041.504	12.500	12.5	0.0	NO		NO	bb
6	6 180111M1_7	Standard	12.500	3.85	2313.973	2313.973	12.500	12.5	0.0	NO		NO	bb
7	7 180111M1_8	Standard	12.500	3.85	2170.854	2170.854	12.500	12.5	0.0	NO		NO	bb
8	8 180111M1_9	Standard	12.500	3.85	2009.189	2009.189	12.500	12.5	0.0	NO		NO	bb

Dataset: U:\Q4.PRO\results\180111M1\180111M1-crv.qld

Last Altered: Saturday, January 13, 2018 12:08:57 Pacific Standard Time
 Printed: Saturday, January 13, 2018 12:10:42 Pacific Standard Time

Compound name: 13C8-PFOA

Response Factor: 1

RRF SD: 9.3831e-017, Relative SD: 9.3831e-015

Response type: Internal Std (Ref 57), Area * (IS Conc. / IS Area)

Curve type: RF

#	Name	Type	Std. Conc	RT	Area	IS Area	Response	Conc.	%Dev	Conc. Flag	CoD	CoD Flag	x=excluded
1	1 180111M1_2	Standard	12.500	4.22	7942.405	7942.405	12.500	12.5	0.0	NO		NO	bb
2	2 180111M1_3	Standard	12.500	4.22	7461.022	7461.022	12.500	12.5	0.0	NO		NO	bb
3	3 180111M1_4	Standard	12.500	4.23	9272.205	9272.205	12.500	12.5	0.0	NO		NO	bb
4	4 180111M1_5	Standard	12.500	4.23	6972.664	6972.664	12.500	12.5	0.0	NO		NO	bb
5	5 180111M1_6	Standard	12.500	4.22	7762.855	7762.855	12.500	12.5	0.0	NO		NO	bb
6	6 180111M1_7	Standard	12.500	4.23	8336.655	8336.655	12.500	12.5	0.0	NO		NO	bb
7	7 180111M1_8	Standard	12.500	4.22	8732.182	8732.182	12.500	12.5	0.0	NO		NO	bb
8	8 180111M1_9	Standard	12.500	4.22	7595.193	7595.193	12.500	12.5	0.0	NO		NO	bb

Compound name: 13C9-PFNA

Response Factor: 1

RRF SD: 5.93439e-017, Relative SD: 5.93439e-015

Response type: Internal Std (Ref 58), Area * (IS Conc. / IS Area)

Curve type: RF

#	Name	Type	Std. Conc	RT	Area	IS Area	Response	Conc.	%Dev	Conc. Flag	CoD	CoD Flag	x=excluded
1	1 180111M1_2	Standard	12.500	4.66	8436.717	8436.717	12.500	12.5	0.0	NO		NO	bb
2	2 180111M1_3	Standard	12.500	4.66	7433.763	7433.763	12.500	12.5	0.0	NO		NO	bb
3	3 180111M1_4	Standard	12.500	4.66	8064.453	8064.453	12.500	12.5	0.0	NO		NO	bb
4	4 180111M1_5	Standard	12.500	4.66	7292.654	7292.654	12.500	12.5	0.0	NO		NO	bb
5	5 180111M1_6	Standard	12.500	4.66	8467.640	8467.640	12.500	12.5	0.0	NO		NO	bb
6	6 180111M1_7	Standard	12.500	4.66	8917.466	8917.466	12.500	12.5	0.0	NO		NO	bb
7	7 180111M1_8	Standard	12.500	4.66	7062.051	7062.051	12.500	12.5	0.0	NO		NO	bb
8	8 180111M1_9	Standard	12.500	4.66	8250.728	8250.728	12.500	12.5	0.0	NO		NO	bb

Dataset: U:\Q4.PRO\results\180111M1\180111M1-crv.qld

Last Altered: Saturday, January 13, 2018 12:08:57 Pacific Standard Time

Printed: Saturday, January 13, 2018 12:10:42 Pacific Standard Time

Compound name: 13C4-PFOS

Response Factor: 1

RRF SD: 1.51298e-016, Relative SD: 1.51298e-014

Response type: Internal Std (Ref 59), Area * (IS Conc. / IS Area)

Curve type: RF

#	Name	Type	Std. Conc	RT	Area	IS Area	Response	Conc.	%Dev	Conc. Flag	CoD	CoD Flag	x=excluded
1	1 180111M1_2	Standard	12.500	4.74	2416.553	2416.553	12.500	12.5	0.0	NO		NO	bb
2	2 180111M1_3	Standard	12.500	4.74	2116.786	2116.786	12.500	12.5	0.0	NO		NO	bb
3	3 180111M1_4	Standard	12.500	4.75	2151.400	2151.400	12.500	12.5	0.0	NO		NO	bb
4	4 180111M1_5	Standard	12.500	4.74	2100.854	2100.854	12.500	12.5	0.0	NO		NO	bb
5	5 180111M1_6	Standard	12.500	4.75	1970.365	1970.365	12.500	12.5	0.0	NO		NO	bb
6	6 180111M1_7	Standard	12.500	4.75	2317.429	2317.429	12.500	12.5	0.0	NO		NO	bb
7	7 180111M1_8	Standard	12.500	4.75	1821.462	1821.462	12.500	12.5	0.0	NO		NO	bb
8	8 180111M1_9	Standard	12.500	4.74	1852.585	1852.585	12.500	12.5	0.0	NO		NO	bb

Compound name: 13C6-PFDA

Response Factor: 1

RRF SD: 0, Relative SD: 0

Response type: Internal Std (Ref 60), Area * (IS Conc. / IS Area)

Curve type: RF

#	Name	Type	Std. Conc	RT	Area	IS Area	Response	Conc.	%Dev	Conc. Flag	CoD	CoD Flag	x=excluded
1	1 180111M1_2	Standard	12.500	5.03	6551.070	6551.070	12.500	12.5	0.0	NO		NO	bb
2	2 180111M1_3	Standard	12.500	5.04	5613.256	5613.256	12.500	12.5	0.0	NO		NO	bb
3	3 180111M1_4	Standard	12.500	5.04	6660.762	6660.762	12.500	12.5	0.0	NO		NO	bb
4	4 180111M1_5	Standard	12.500	5.04	3974.608	3974.608	12.500	12.5	0.0	NO		NO	bb
5	5 180111M1_6	Standard	12.500	5.04	4895.766	4895.766	12.500	12.5	0.0	NO		NO	bb
6	6 180111M1_7	Standard	12.500	5.04	4782.833	4782.833	12.500	12.5	0.0	NO		NO	bb
7	7 180111M1_8	Standard	12.500	5.04	5966.917	5966.917	12.500	12.5	0.0	NO		NO	bb
8	8 180111M1_9	Standard	12.500	5.04	5107.227	5107.227	12.500	12.5	0.0	NO		NO	bb

Dataset: U:\Q4.PRO\results\180111M1\180111M1-crv.qld

Last Altered: Saturday, January 13, 2018 12:08:57 Pacific Standard Time

Printed: Saturday, January 13, 2018 12:10:42 Pacific Standard Time

Compound name: 13C7-PFUDa

Response Factor: 1

RRF SD: 8.3925e-017, Relative SD: 8.3925e-015

Response type: Internal Std (Ref 61), Area * (IS Conc. / IS Area)

Curve type: RF

#	Name	Type	Std. Conc	RT	Area	IS Area	Response	Conc.	%Dev	Conc. Flag	CoD	CoD Flag	x=excluded
1	1 180111M1_2	Standard	12.500	5.36	8015.021	8015.021	12.500	12.5	0.0	NO		NO	bb
2	2 180111M1_3	Standard	12.500	5.36	6243.652	6243.652	12.500	12.5	0.0	NO		NO	bb
3	3 180111M1_4	Standard	12.500	5.36	7716.766	7716.766	12.500	12.5	0.0	NO		NO	bb
4	4 180111M1_5	Standard	12.500	5.36	6183.272	6183.272	12.500	12.5	0.0	NO		NO	bb
5	5 180111M1_6	Standard	12.500	5.36	6436.445	6436.445	12.500	12.5	0.0	NO		NO	bb
6	6 180111M1_7	Standard	12.500	5.36	8234.781	8234.781	12.500	12.5	0.0	NO		NO	bb
7	7 180111M1_8	Standard	12.500	5.36	8372.088	8372.088	12.500	12.5	0.0	NO		NO	bb
8	8 180111M1_9	Standard	12.500	5.36	7120.594	7120.594	12.500	12.5	0.0	NO		NO	bb

Compound name: Total PFHxS

Coefficient of Determination: 0.000000

Calibration curve: $0.774335 * x + -0.0166115$

Response type: Internal Std (Ref 36), Area * (IS Conc. / IS Area)

Curve type: Linear, Origin: Exclude, Weighting: 1/x, Axis trans: None

#	Name	Type	Std. Conc	RT	Area	IS Area	Response	Conc.	%Dev	Conc. Flag	CoD	CoD Flag	x=excluded
1	1 180111M1_2	Standard	0.250		27.532	1003.669	0.343	0.2		NO	0.000	NO	
2	2 180111M1_3	Standard	0.500		55.295	770.556	0.897	0.6		NO	0.000	NO	
3	3 180111M1_4	Standard	1.000		138.240	1258.696	1.373	0.9		NO	0.000	NO	
4	4 180111M1_5	Standard	2.000		189.997	914.408	2.597	1.7		NO	0.000	NO	
5	5 180111M1_6	Standard	5.000		547.843	811.342	8.440	5.5		NO	0.000	NO	
6	6 180111M1_7	Standard	10.000		1249.930	1035.201	15.093	9.8		NO	0.000	NO	
7	7 180111M1_8	Standard	50.000		6150.074	996.412	77.153	49.8		NO	0.000	NO	
8	8 180111M1_9	Standard	100.000		11618.948	935.947	155.176	100.2		NO	0.000	NO	

Dataset: U:\Q4.PRO\results\180111M1\180111M1-crv.qld

Last Altered: Saturday, January 13, 2018 12:08:57 Pacific Standard Time

Printed: Saturday, January 13, 2018 12:10:42 Pacific Standard Time

Compound name: Total PFOA

Coefficient of Determination: 0.000000

Calibration curve: $0.479838 * x + 0.242761$

Response type: Internal Std (Ref 38), Area * (IS Conc. / IS Area)

Curve type: Linear, Origin: Exclude, Weighting: 1/x, Axis trans: None

#	Name	Type	Std. Conc	RT	Area	IS Area	Response	Conc.	%Dev	Conc. Flag	CoD	CoD Flag	x=excluded
1	1 180111M1_2	Standard	0.250		505.425	10530.671	0.600	0.3		NO	0.000	NO	
2	2 180111M1_3	Standard	0.500		583.151	9258.240	0.787	0.5		NO	0.000	NO	
3	3 180111M1_4	Standard	1.000		1301.999	10725.964	1.370	1.1		NO	0.000	NO	
4	4 180111M1_5	Standard	2.000		1481.640	9134.523	2.028	1.8		NO	0.000	NO	
5	5 180111M1_6	Standard	5.000		3812.381	9939.359	4.795	4.7		NO	0.000	NO	
6	6 180111M1_7	Standard	10.000		8748.803	10147.097	10.777	11.0		NO	0.000	NO	
7	7 180111M1_8	Standard	50.000		40221.781	11024.430	45.605	49.2		NO	0.000	NO	
8	8 180111M1_9	Standard	100.000		66402.102	9350.334	88.770	100.4		NO	0.000	NO	

Compound name: Total PFOS

Coefficient of Determination: 0.000000

Calibration curve: $0.000970378 * x^2 + 0.484791 * x + 0.151918$

Response type: Internal Std (Ref 41), Area * (IS Conc. / IS Area)

Curve type: 2nd Order, Origin: Include, Weighting: 1/x, Axis trans: None

#	Name	Type	Std. Conc	RT	Area	IS Area	Response	Conc.	%Dev	Conc. Flag	CoD	CoD Flag	x=excluded
1	1 180111M1_2	Standard	0.250		22.337	2649.435	0.105	0.1		NO	0.000	NO	
2	2 180111M1_3	Standard	0.500		82.574	1916.334	0.539	0.5		NO	0.000	NO	
3	3 180111M1_4	Standard	1.000		182.803	3252.227	0.703	0.7		NO	0.000	NO	
4	4 180111M1_5	Standard	2.000		397.722	2513.769	1.978	2.1		NO	0.000	NO	
5	5 180111M1_6	Standard	5.000		1025.418	1941.434	6.602	7.3		NO	0.000	NO	
6	6 180111M1_7	Standard	10.000		2372.489	2355.562	12.590	13.8		NO	0.000	NO	
7	7 180111M1_8	Standard	50.000		10248.625	2691.457	47.598	50.0		NO	0.000	NO	
8	8 180111M1_9	Standard	100.000		21987.349	2302.126	119.386	116.4		NO	0.000	NO	

Dataset: U:\Q4.PRO\results\180111M1\180111M1-crv.qld

Last Altered: Saturday, January 13, 2018 12:08:57 Pacific Standard Time
 Printed: Saturday, January 13, 2018 12:10:42 Pacific Standard Time

Compound name: Total N-MeFOSAA

Coefficient of Determination: 0.000000

Calibration curve: $-0.000940815 * x^2 + 1.5274 * x + -0.0708352$

Response type: Internal Std (Ref 44), Area * (IS Conc. / IS Area)

Curve type: 2nd Order, Origin: Exclude, Weighting: 1/x, Axis trans: None

#	Name	Type	Std. Conc	RT	Area	IS Area	Response	Conc.	%Dev	Conc. Flag	CoD	CoD Flag	x=excluded
1	1 180111M1_2	Standard	0.250	79.653	79.653	3250.458	0.306	0.2		NO	0.000	NO	
2	2 180111M1_3	Standard	0.500	151.620	151.620	2863.079	0.662	0.5		NO	0.000	NO	
3	3 180111M1_4	Standard	1.000	461.781	461.781	3876.142	1.489	1.0		NO	0.000	NO	
4	4 180111M1_5	Standard	2.000	787.584	787.584	3210.236	3.067	2.1		NO	0.000	NO	
5	5 180111M1_6	Standard	5.000	1738.949	1738.949	3371.501	6.447	4.3		NO	0.000	NO	
6	6 180111M1_7	Standard	10.000	3933.943	3933.943	3549.628	13.853	9.2		NO	0.000	NO	
7	7 180111M1_8	Standard	50.000	20486.244	20486.244	3277.877	78.123	52.9		NO	0.000	NO	
8	8 180111M1_9	Standard	100.000	35573.090	35573.090	3145.798	141.352	98.6		NO	0.000	NO	

Compound name: Total N-EtFOSAA

Coefficient of Determination: 0.000000

Calibration curve: $-0.0026416 * x^2 + 1.27254 * x + -0.244222$

Response type: Internal Std (Ref 45), Area * (IS Conc. / IS Area)

Curve type: 2nd Order, Origin: Include, Weighting: 1/x, Axis trans: None

#	Name	Type	Std. Conc	RT	Area	IS Area	Response	Conc.	%Dev	Conc. Flag	CoD	CoD Flag	x=excluded
1	1 180111M1_2	Standard	0.250	112.814	112.814	4149.032	0.340	0.5		NO	0.000	NO	
2	2 180111M1_3	Standard	0.500	103.058	103.058	3444.988	0.374	0.5		NO	0.000	NO	
3	3 180111M1_4	Standard	1.000	333.871	333.871	4753.293	0.878	0.9		NO	0.000	NO	
4	4 180111M1_5	Standard	2.000	626.015	626.015	3601.923	2.173	1.9		NO	0.000	NO	
5	5 180111M1_6	Standard	5.000	1626.939	1626.939	3983.665	5.105	4.2		NO	0.000	NO	
6	6 180111M1_7	Standard	10.000	3600.595	3600.595	4121.448	10.920	8.9		NO	0.000	NO	
7	7 180111M1_8	Standard	50.000	17696.164	17696.164	3598.463	61.471	54.7		NO	0.000	NO	
8	8 180111M1_9	Standard	100.000	29777.229	29777.229	3781.563	98.429	97.1		NO	0.000	NO	

Dataset: U:\Q4.PRO\results\180111M1\180111M1-crv.qld

Last Altered: Saturday, January 13, 2018 12:08:57 Pacific Standard Time

Printed: Saturday, January 13, 2018 12:10:19 Pacific Standard Time

Method: U:\Q4.PRO\MethDB\PFAS_FULL_80C_010818C.mdb 11 Jan 2018 15:33:36

Calibration: U:\Q4.PRO\CurveDB\C18_VAL-PFAS_Q4_01-11-18-L14.cdb 13 Jan 2018 12:08:55

Name: 180111M1_2, Date: 11-Jan-2018, Time: 23:32:35, ID: ST170111M1-1 PFC CS-2 17L1404, Description: PFC CS-2 17L1404

#	Name	CoD	CoD Flag	%RSD
1	3 PFBS	0.9985	NO	
2	4 PFHxA	0.9973	NO	
3	5 PFHpA	0.9995	NO	
4	6 L-PFHxS	0.9992	NO	
5	9 L-PFOA	0.9988	NO	
6	12 PFNA	0.9998	NO	
7	14 L-PFOS	0.9921	NO	
8	16 PFDA	0.9976	NO	
9	18 N-MeFOSAA	0.9977	NO	
10	19 N-EtFOSAA	0.9947	NO	
11	20 PFUdA	0.9988	NO	
12	22 PFDoA	0.9993	NO	

Dataset: U:\Q4.PRO\results\180111M1\180111M1-crv.qld

Last Altered: Saturday, January 13, 2018 12:08:57 Pacific Standard Time
Printed: Saturday, January 13, 2018 12:10:42 Pacific Standard Time

Method: U:\Q4.PRO\MethDB\PFAS_FULL_80C_010818C.mdb 11 Jan 2018 15:33:36
Calibration: U:\Q4.PRO\CurveDB\C18_VAL-PFAS_Q4_01-11-18-L14.cdb 13 Jan 2018 12:08:55

Name: 180111M1_2, Date: 11-Jan-2018, Time: 23:32:35, ID: ST170111M1-1 PFC CS-2 17L1404, Description: PFC CS-2 17L1404

#	Name	CoD	CoD Flag	%RSD
1	24 PFTrDA	0.9986	NO	
2	25 PFTeDA	0.9975	NO	
3	33 13C3-PFBS		NO	8.876
4	34 13C2-PFHxA		NO	6.301
5	35 13C4-PFHpA		NO	8.103
6	36 18O2-PFHxS		NO	8.403
7	37 13C2-6:2 FTS		NO	18.471
8	38 13C2-PFOA		NO	4.326
9	39 13C5-PFNA		NO	8.300
10	40 13C8-PFOSA		NO	9.266
11	41 13C8-PFOS		NO	18.963
12	42 13C2-PFDA		NO	11.571
13	43 13C2-8:2 FTS		NO	15.742
14	44 d3-N-MeFOSAA		NO	11.099
15	45 d5-N-EtFOSAA		NO	11.663
16	46 13C2-PFUdA		NO	9.673
17	47 13C2-PFDoA		NO	15.911
18	49 13C2-PFTeDA		NO	12.524
19	55 13C5-PFHxA		NO	0.000
20	56 13C3-PFHxS		NO	0.000
21	57 13C8-PFOA		NO	0.000
22	58 13C9-PFNA		NO	0.000
23	59 13C4-PFOS		NO	0.000
24	60 13C6-PFDA		NO	0.000
25	61 13C7-PFUdA		NO	0.000
26	62 Total PFHxS	0.0000	NO	
27	63 Total PFOA	0.0000	NO	
28	64 Total PFOS	0.0000	NO	
29	65 Total N-MeFOSAA	0.0000	NO	
30	66 Total N-EtFOSAA	0.0000	NO	

Dataset: Untitled

Last Altered: Saturday, January 13, 2018 12:17:42 Pacific Standard Time

Printed: Saturday, January 13, 2018 12:19:34 Pacific Standard Time

Method: U:\Q4.PROMethDB\PFAS_FULL_80C_010818C.mdb 11 Jan 2018 15:33:36

Calibration: 13 Jan 2018 12:17:42

Compound name: PFBA

	Name	ID	Acq.Date	Acq.Time
1	180111M1_1	IPA	11-Jan-18	23:21:27
2	180111M1_2	ST170111M1-1 PFC CS-2 17L1404	11-Jan-18	23:32:35
3	180111M1_3	ST170111M1-2 PFC CS-1 17L1405	11-Jan-18	23:43:46
4	180111M1_4	ST170111M1-3 PFC CS0 17L1406	11-Jan-18	23:54:57
5	180111M1_5	ST170111M1-4 PFC CS1 17L1407	12-Jan-18	00:06:08
6	180111M1_6	ST170111M1-5 PFC CS2 17L1408	12-Jan-18	00:17:18
7	180111M1_7	ST170111M1-6 PFC CS3 17L1409	12-Jan-18	00:28:29
8	180111M1_8	ST170111M1-7 PFC CS4 17L1410	12-Jan-18	00:39:42
9	180111M1_9	ST170111M1-8 PFC CS5 17L1411	12-Jan-18	00:51:03
10	180111M1_10	ST170111M1-9 PFC CS6 17L1412	12-Jan-18	01:02:17
11	180111M1_11	IPA	12-Jan-18	01:13:28
12	180111M1_12	ICV170111M1-1 PFC ICV 17L1403	12-Jan-18	01:24:39
13	180111M1_13	B7L0028-BS1 OPR 0.125	12-Jan-18	01:35:49
14	180111M1_14	B7L0028-BSD1 LCSD 0.125	12-Jan-18	01:47:00
15	180111M1_15	IPA	12-Jan-18	01:58:10
16	180111M1_16	B7L0028-BLK1 Method Blank 0.125	12-Jan-18	02:09:21
17	180111M1_17	1701828-01@20X IR03-MW042-C1-17D 0.05...	12-Jan-18	02:20:32
18	180111M1_18	1701828-03@20X IR03-MW103-C1-17D 0.05...	12-Jan-18	02:31:43
19	180111M1_19	1701828-01 IR03-MW042-C1-17D 0.05001	12-Jan-18	02:42:53
20	180111M1_20	1701828-03 IR03-MW103-C1-17D 0.05003	12-Jan-18	02:54:04
21	180111M1_21	IPA	12-Jan-18	03:05:14
22	180111M1_22	ST170111M1-10 PFC CS3 17L1409	12-Jan-18	03:16:25
23	180111M1_23	IPA	12-Jan-18	03:27:36

Dataset: U:\Q4.PRO\results\180111M1\180111M1-crv.qld

Last Altered: Saturday, January 13, 2018 12:08:57 Pacific Standard Time

Printed: Saturday, January 13, 2018 12:11:32 Pacific Standard Time

Method: U:\Q4.PRO\MethDB\PFAS_FULL_80C_010818C.mdb 11 Jan 2018 15:33:36

Calibration: U:\Q4.PRO\CurveDB\C18_VAL-PFAS_Q4_01-11-18-L14.cdb 13 Jan 2018 12:08:55

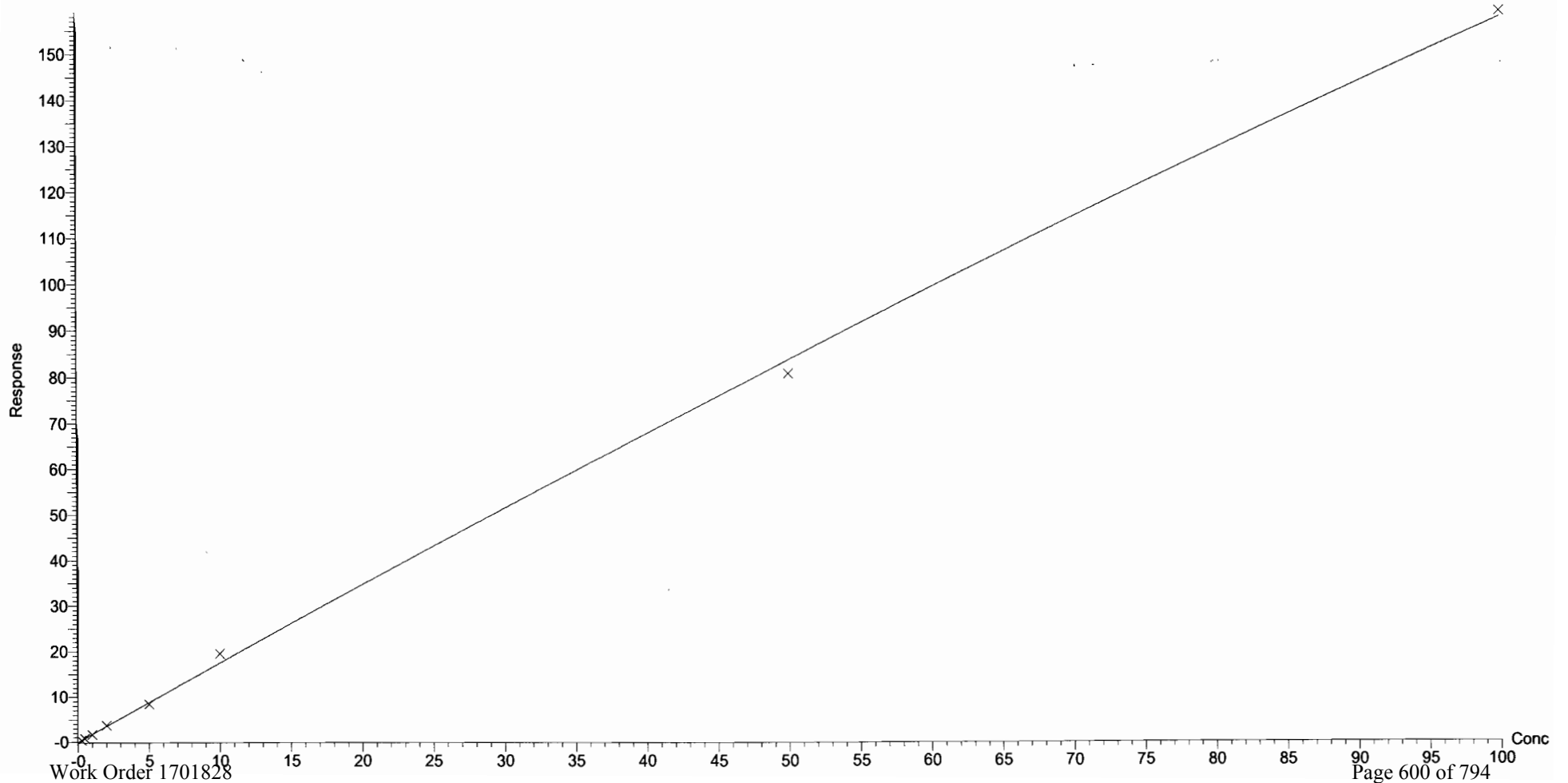
Compound name: PFBS

Coefficient of Determination: $R^2 = 0.998477$

Calibration curve: $-0.00192922 * x^2 + 1.77034 * x - 0.053547$

Response type: Internal Std (Ref 33), Area * (IS Conc. / IS Area)

Curve type: 2nd Order, Origin: Exclude, Weighting: 1/x, Axis trans: None



Dataset: U:\Q4.PRO\results\180111M1\180111M1-crv.qld

Last Altered: Monday, January 15, 2018 08:38:18 Pacific Standard Time

Printed: Monday, January 15, 2018 08:38:49 Pacific Standard Time

Method: U:\Q4.PRO\MethDB\PFAS_FULL_80C_010818C.mdb 11 Jan 2018 15:33:36

Calibration: U:\Q4.PRO\CurveDB\C18_VAL-PFAS_Q4_01-11-18-L14.cdb 15 Jan 2018 08:38:18

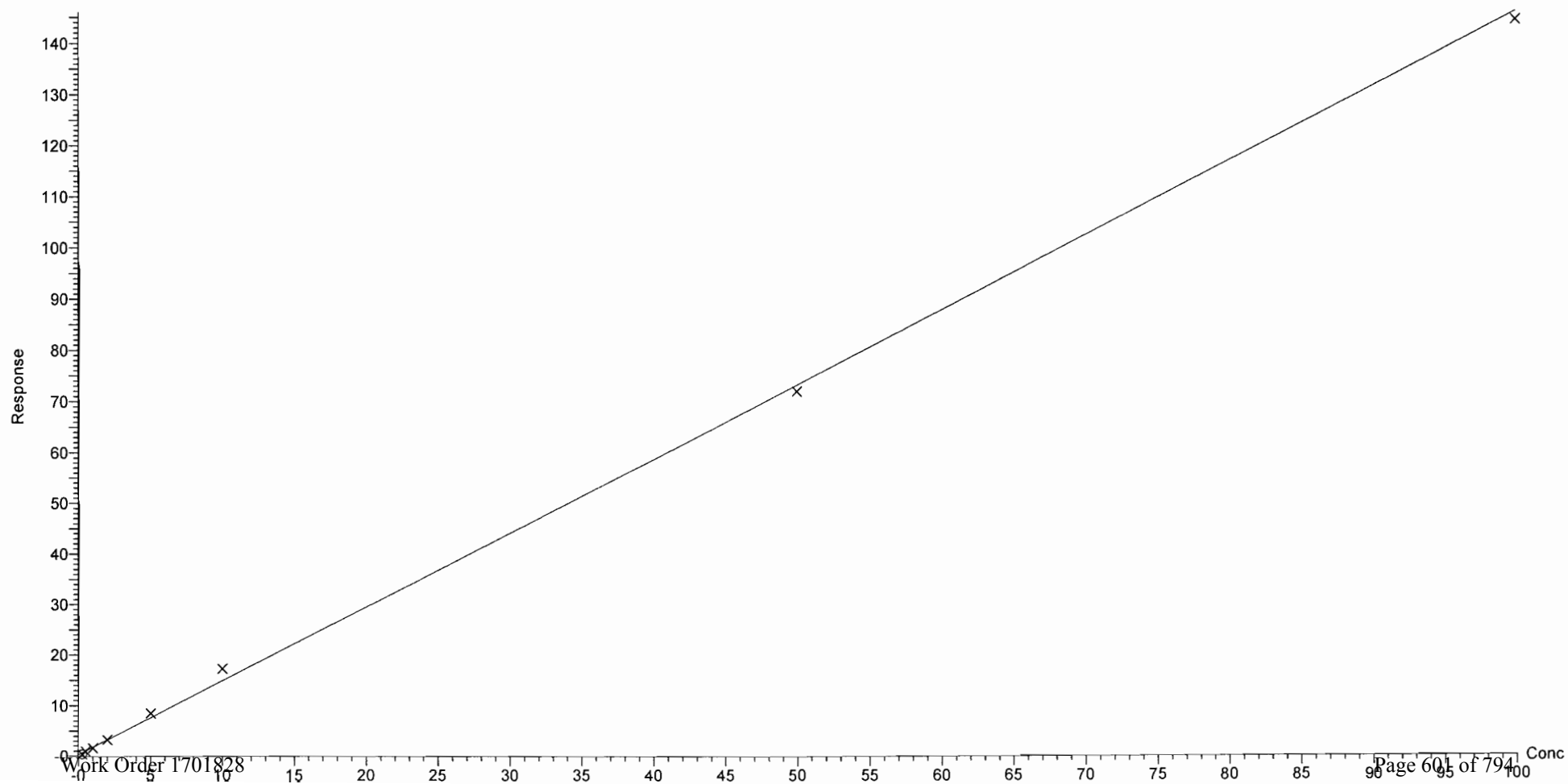
Compound name: PFHxA

Correlation coefficient: $r = 0.998792$, $r^2 = 0.997586$

Calibration curve: $1.4568 * x + 0.309925$

Response type: Internal Std (Ref 34), Area * (IS Conc. / IS Area)

Curve type: Linear, Origin: Exclude, Weighting: 1/x, Axis trans: None



Dataset: U:\Q4.PRO\results\180111M1\180111M1-crv.qld

Last Altered: Saturday, January 13, 2018 12:08:57 Pacific Standard Time

Printed: Saturday, January 13, 2018 12:11:32 Pacific Standard Time

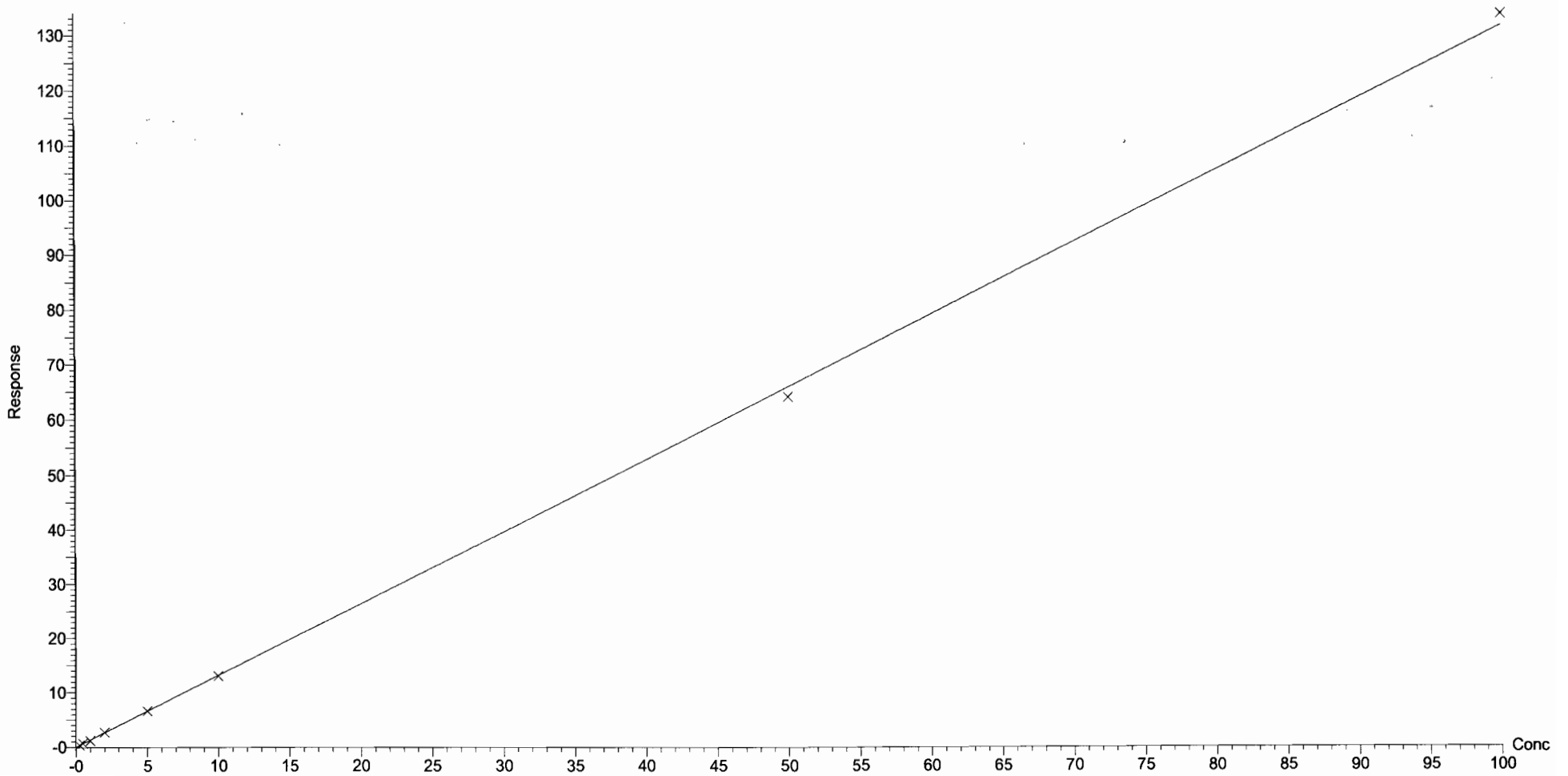
Compound name: PFHpA

Correlation coefficient: $r = 0.999745$, $r^2 = 0.999489$

Calibration curve: $1.31909 * x + -0.0167541$

Response type: Internal Std (Ref 35), Area * (IS Conc. / IS Area)

Curve type: Linear, Origin: Exclude, Weighting: 1/x, Axis trans: None



Dataset: U:\Q4.PRO\results\180111M1\180111M1-crv.qld

Last Altered: Saturday, January 13, 2018 12:08:57 Pacific Standard Time

Printed: Saturday, January 13, 2018 12:11:32 Pacific Standard Time

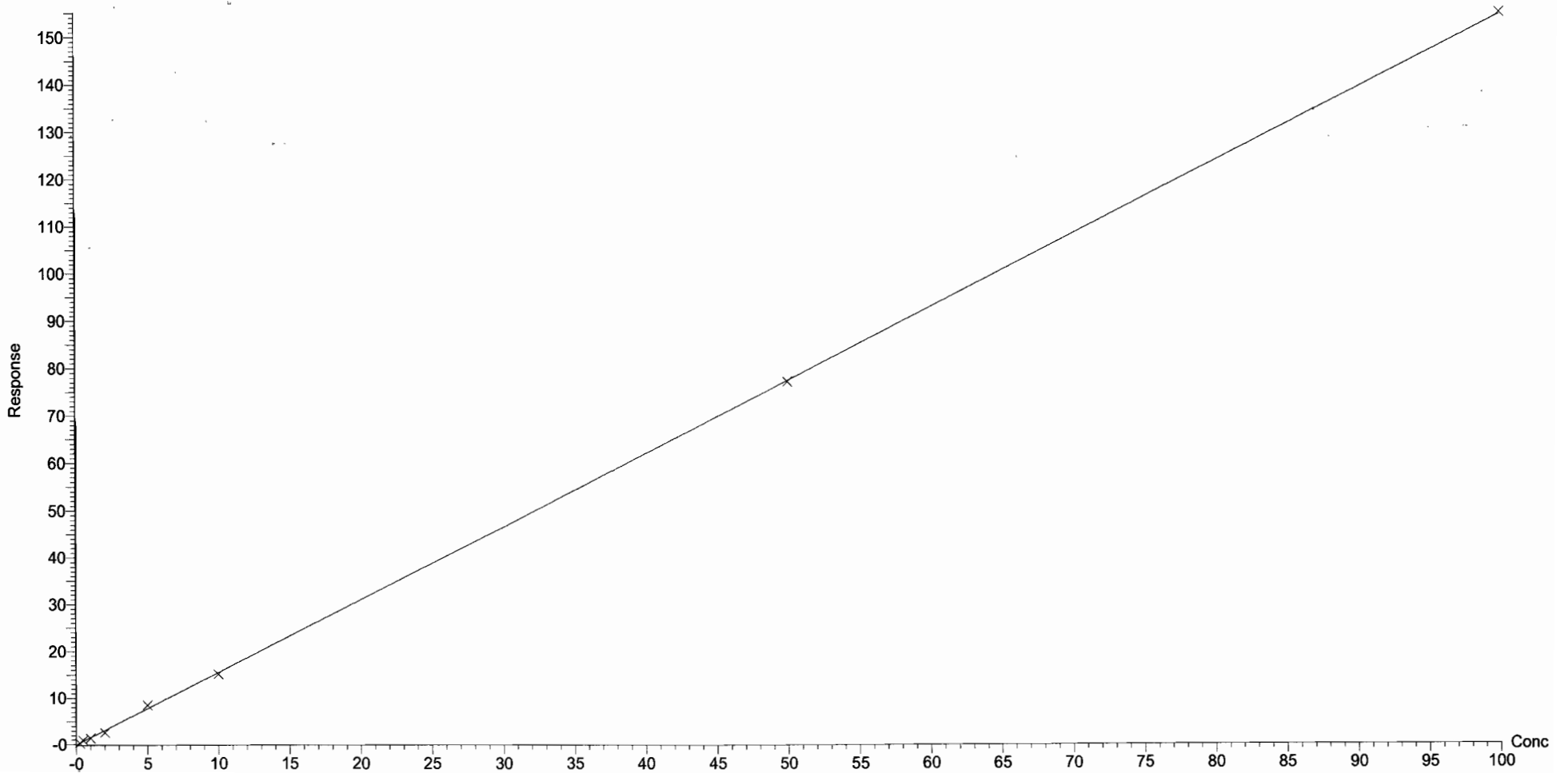
Compound name: L-PFHxS

Correlation coefficient: $r = 0.999610$, $r^2 = 0.999220$

Calibration curve: $1.54867 * x + -0.033223$

Response type: Internal Std (Ref 36), Area * (IS Conc. / IS Area)

Curve type: Linear, Origin: Exclude, Weighting: 1/x, Axis trans: None



Dataset: U:\Q4.PRO\results\180111M1\180111M1-crv.qld

Last Altered: Saturday, January 13, 2018 12:08:57 Pacific Standard Time

Printed: Saturday, January 13, 2018 12:11:32 Pacific Standard Time

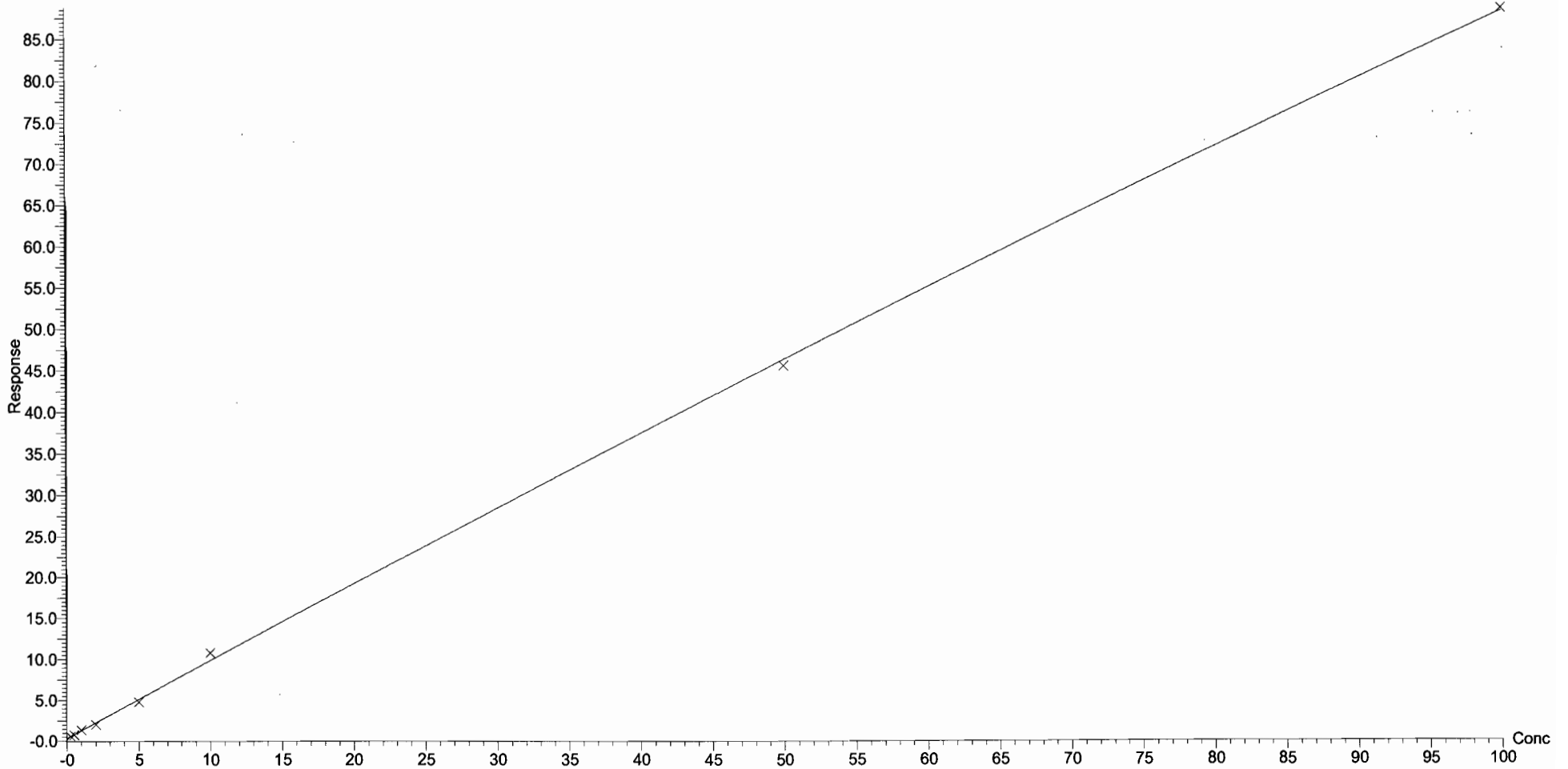
Compound name: L-PFOA

Coefficient of Determination: $R^2 = 0.998824$

Calibration curve: $-0.000776576 * x^2 + 0.958985 * x + 0.338943$

Response type: Internal Std (Ref 38), Area * (IS Conc. / IS Area)

Curve type: 2nd Order, Origin: Exclude, Weighting: 1/x, Axis trans: None



Dataset: U:\Q4.PRO\results\180111M1\180111M1-crv.qld

Last Altered: Saturday, January 13, 2018 12:08:57 Pacific Standard Time

Printed: Saturday, January 13, 2018 12:11:32 Pacific Standard Time

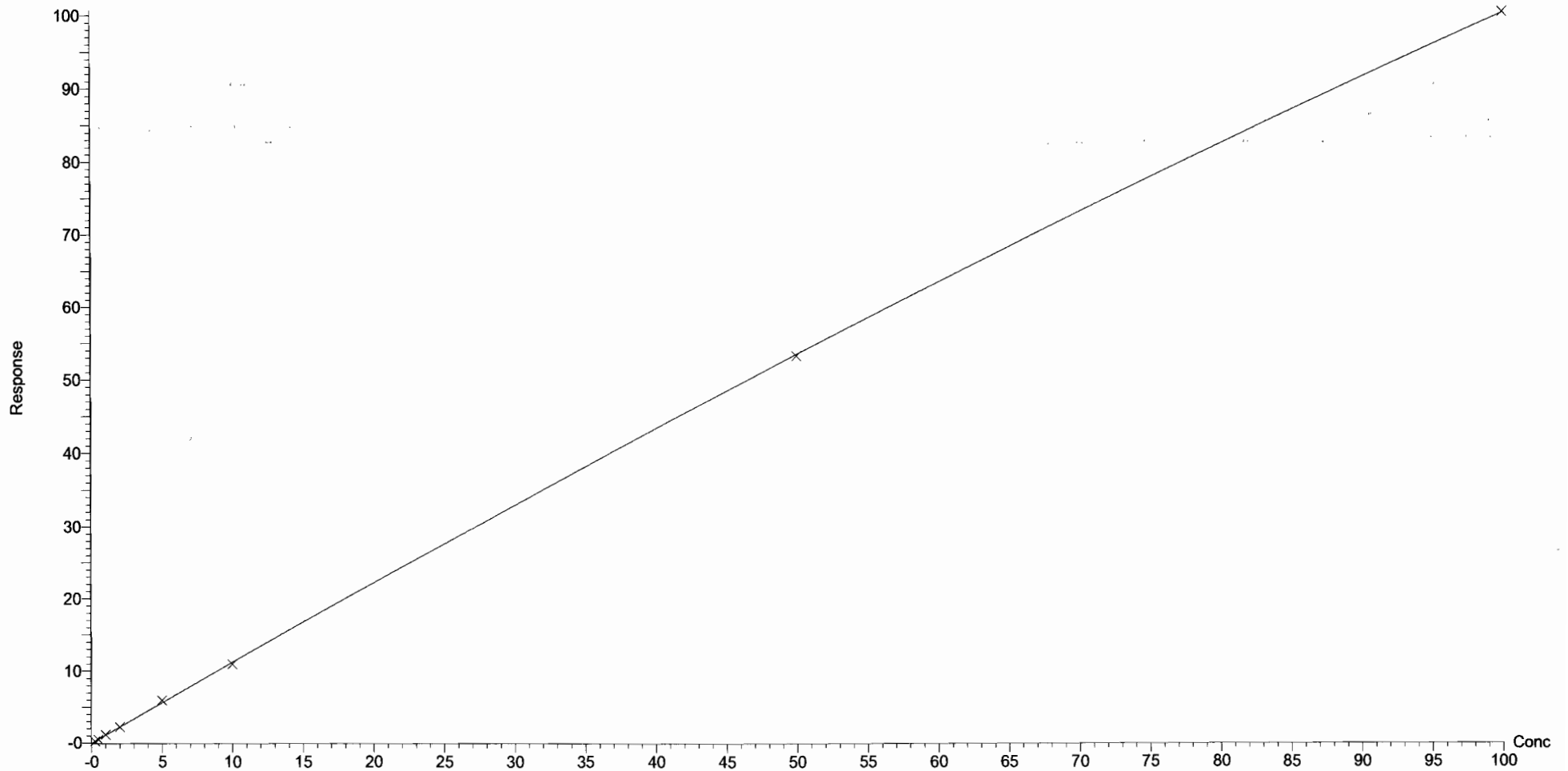
Compound name: PFNA

Coefficient of Determination: $R^2 = 0.999770$

Calibration curve: $-0.0013228 * x^2 + 1.13826 * x + -0.0629653$

Response type: Internal Std (Ref 39), Area * (IS Conc. / IS Area)

Curve type: 2nd Order, Origin: Exclude, Weighting: 1/x, Axis trans: None



Dataset: U:\Q4.PRO\results\180111M1\180111M1-crv.qld

Last Altered: Saturday, January 13, 2018 12:08:57 Pacific Standard Time

Printed: Saturday, January 13, 2018 12:11:32 Pacific Standard Time

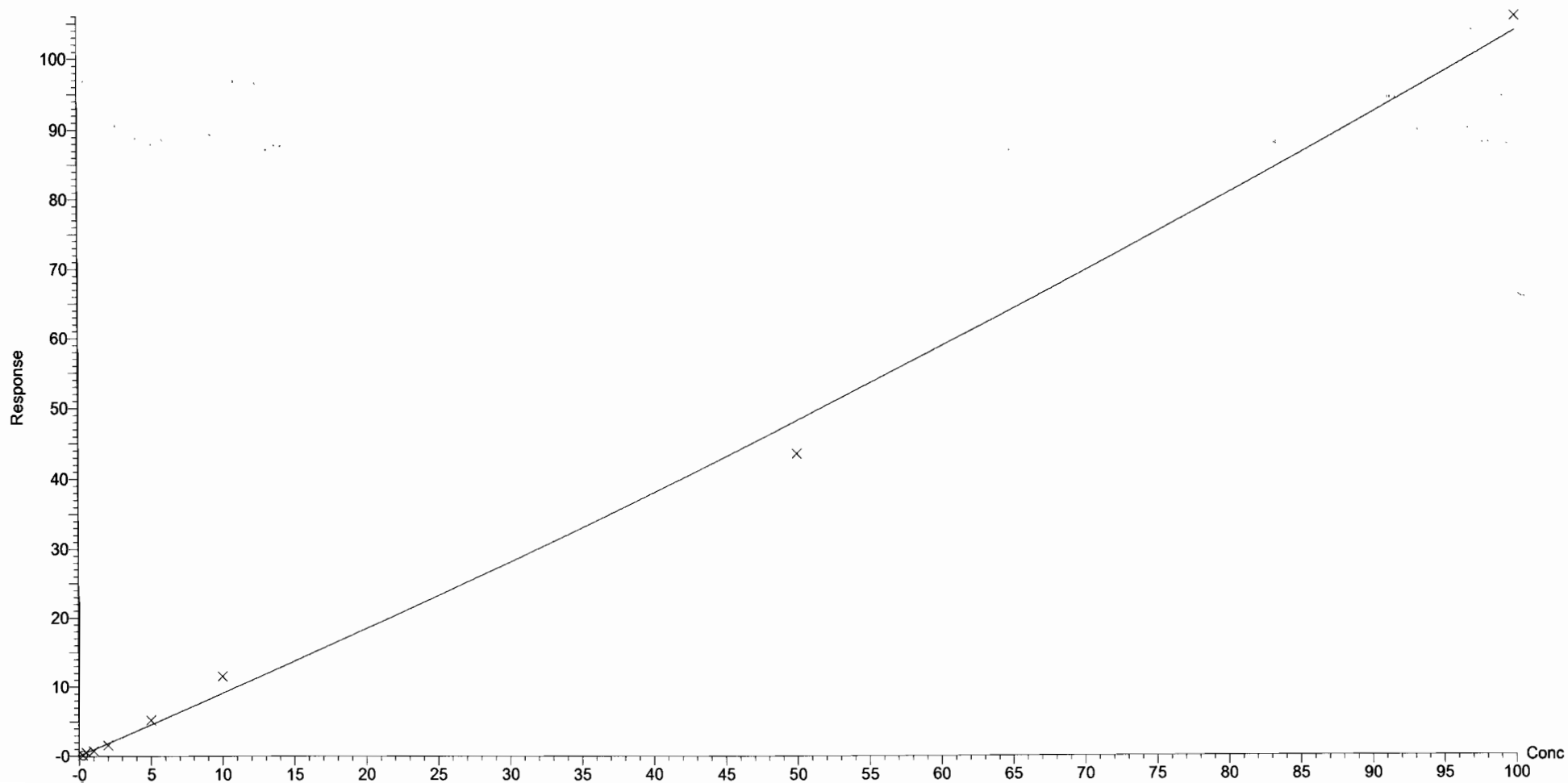
Compound name: L-PFOS

Coefficient of Determination: $R^2 = 0.992119$

Calibration curve: $0.00152766 * x^2 + 0.88611 * x + 0.0573253$

Response type: Internal Std (Ref 41), Area * (IS Conc. / IS Area)

Curve type: 2nd Order, Origin: Exclude, Weighting: 1/x, Axis trans: None



Dataset: U:\Q4.PRO\results\180111M1\180111M1-crv.qld

Last Altered: Saturday, January 13, 2018 12:08:57 Pacific Standard Time

Printed: Saturday, January 13, 2018 12:11:32 Pacific Standard Time

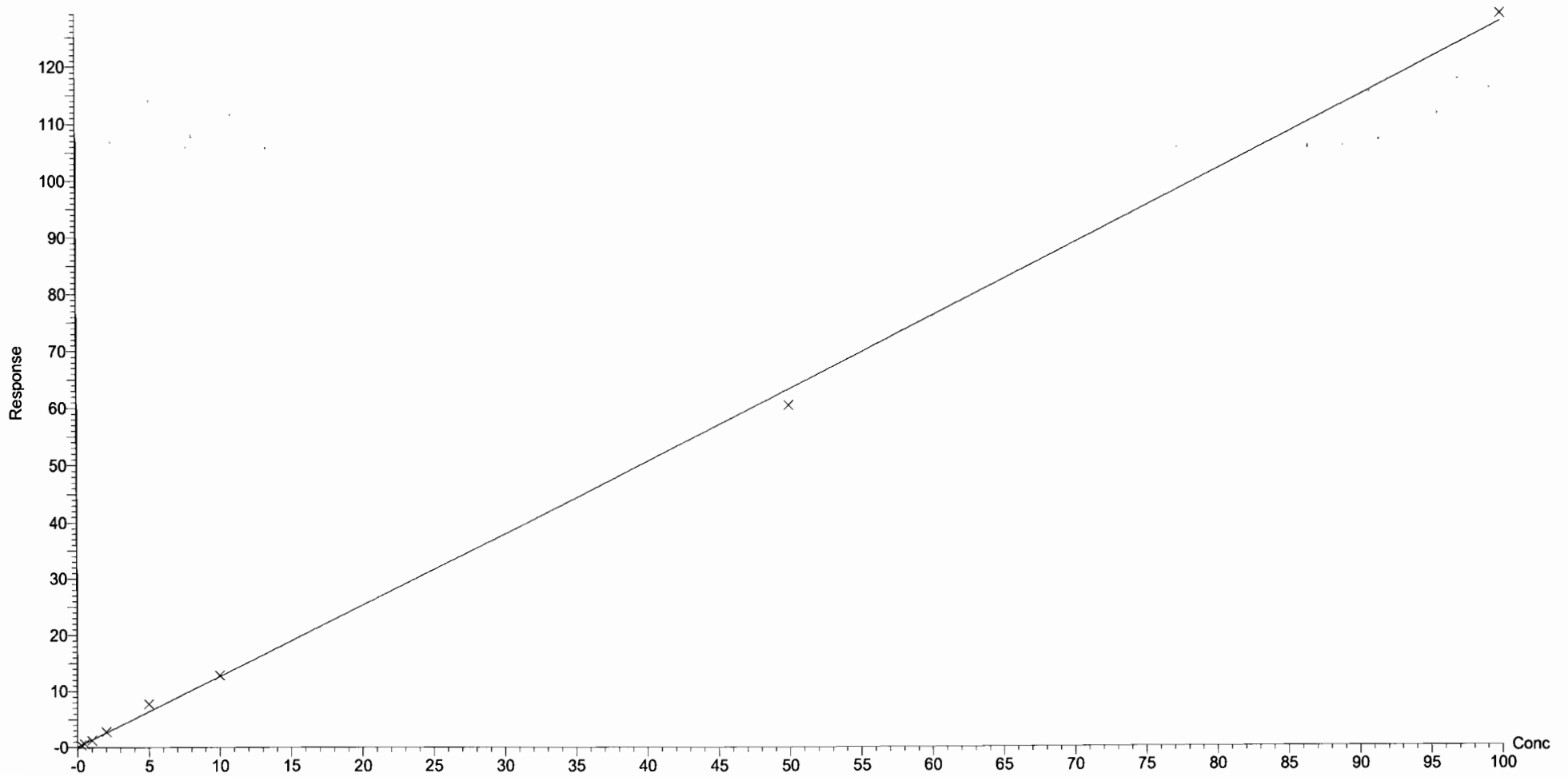
Compound name: PFDA

Coefficient of Determination: $R^2 = 0.997611$

Calibration curve: $0.000264976 * x^2 + 1.24939 * x + 0.0784325$

Response type: Internal Std (Ref 42), Area * (IS Conc. / IS Area)

Curve type: 2nd Order, Origin: Exclude, Weighting: 1/x, Axis trans: None



Dataset: U:\Q4.PRO\results\180111M1\180111M1-crv.qld

Last Altered: Saturday, January 13, 2018 12:08:57 Pacific Standard Time

Printed: Saturday, January 13, 2018 12:11:32 Pacific Standard Time

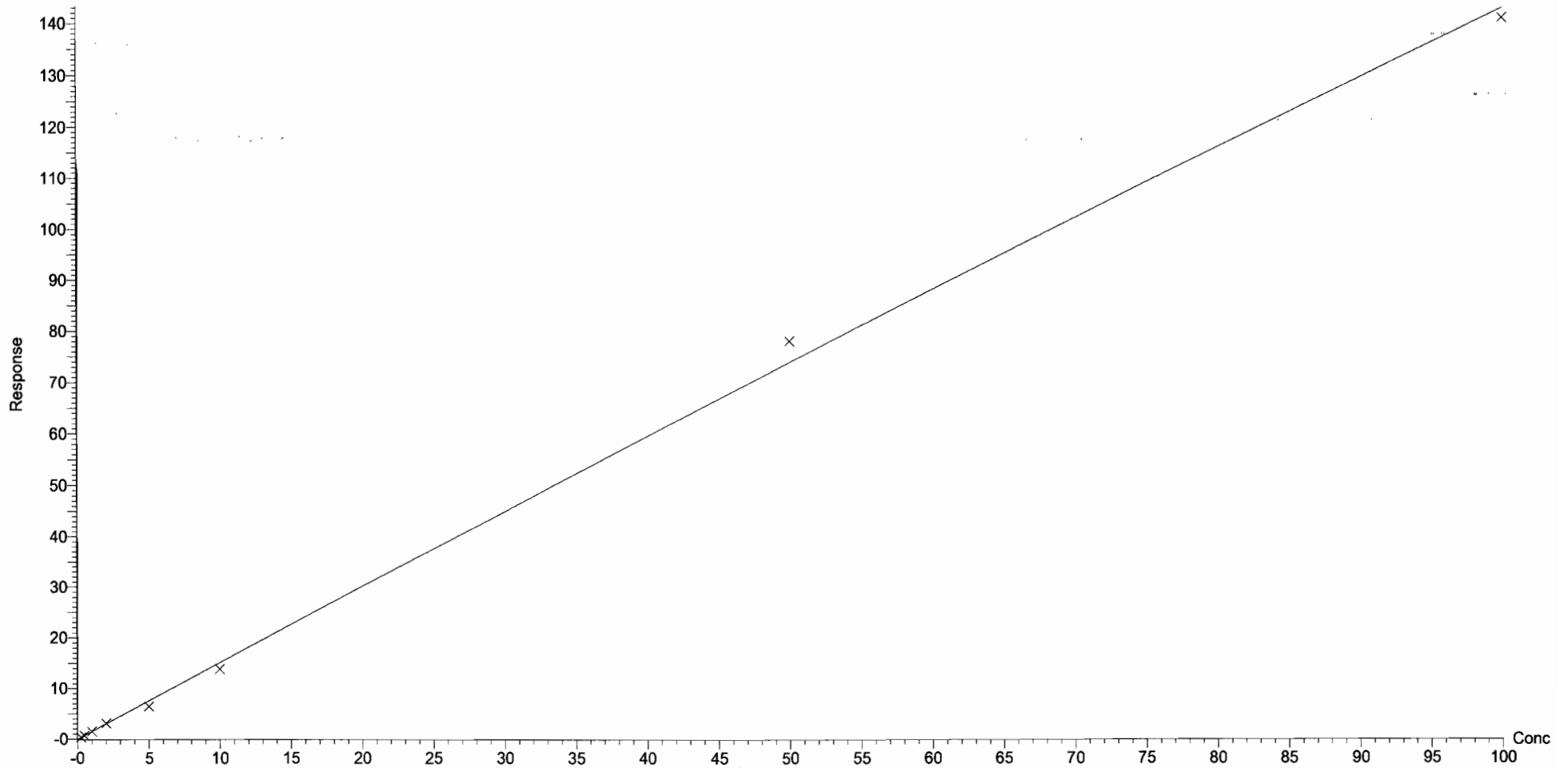
Compound name: N-MeFOSAA

Coefficient of Determination: $R^2 = 0.997666$

Calibration curve: $-0.000940815 * x^2 + 1.5274 * x + -0.0708352$

Response type: Internal Std (Ref 44), Area * (IS Conc. / IS Area)

Curve type: 2nd Order, Origin: Include, Weighting: 1/x, Axis trans: None



Dataset: U:\Q4.PRO\results\180111M1\180111M1-crv.qld

Last Altered: Saturday, January 13, 2018 12:08:57 Pacific Standard Time

Printed: Saturday, January 13, 2018 12:11:32 Pacific Standard Time

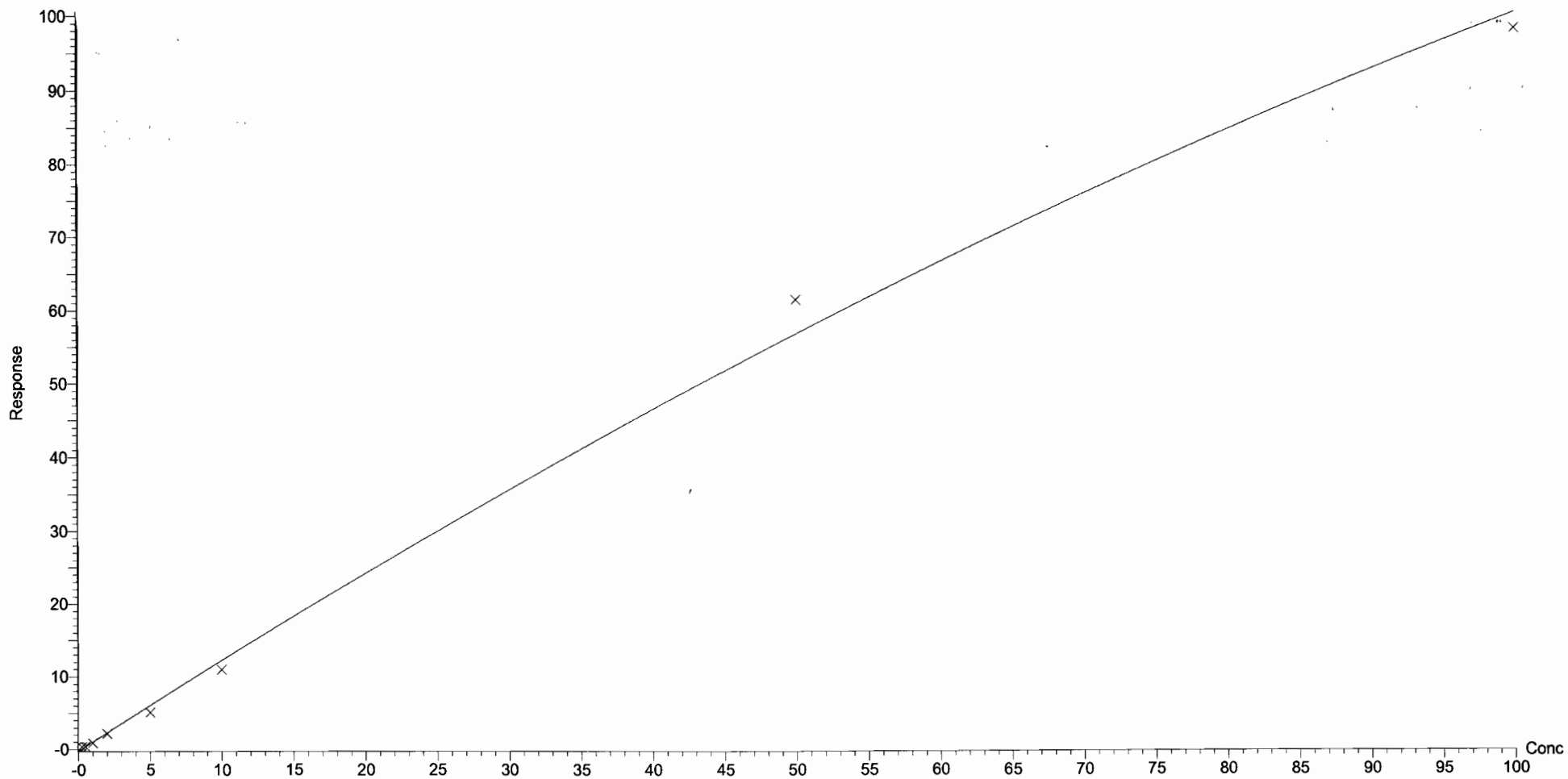
Compound name: N-EtFOSAA

Coefficient of Determination: $R^2 = 0.994669$

Calibration curve: $-0.0026416 * x^2 + 1.27254 * x + -0.244222$

Response type: Internal Std (Ref 45), Area * (IS Conc. / IS Area)

Curve type: 2nd Order, Origin: Include, Weighting: 1/x, Axis trans: None



Dataset: U:\Q4.PRO\results\180111M1\180111M1-crv.qld

Last Altered: Saturday, January 13, 2018 12:08:57 Pacific Standard Time

Printed: Saturday, January 13, 2018 12:11:32 Pacific Standard Time

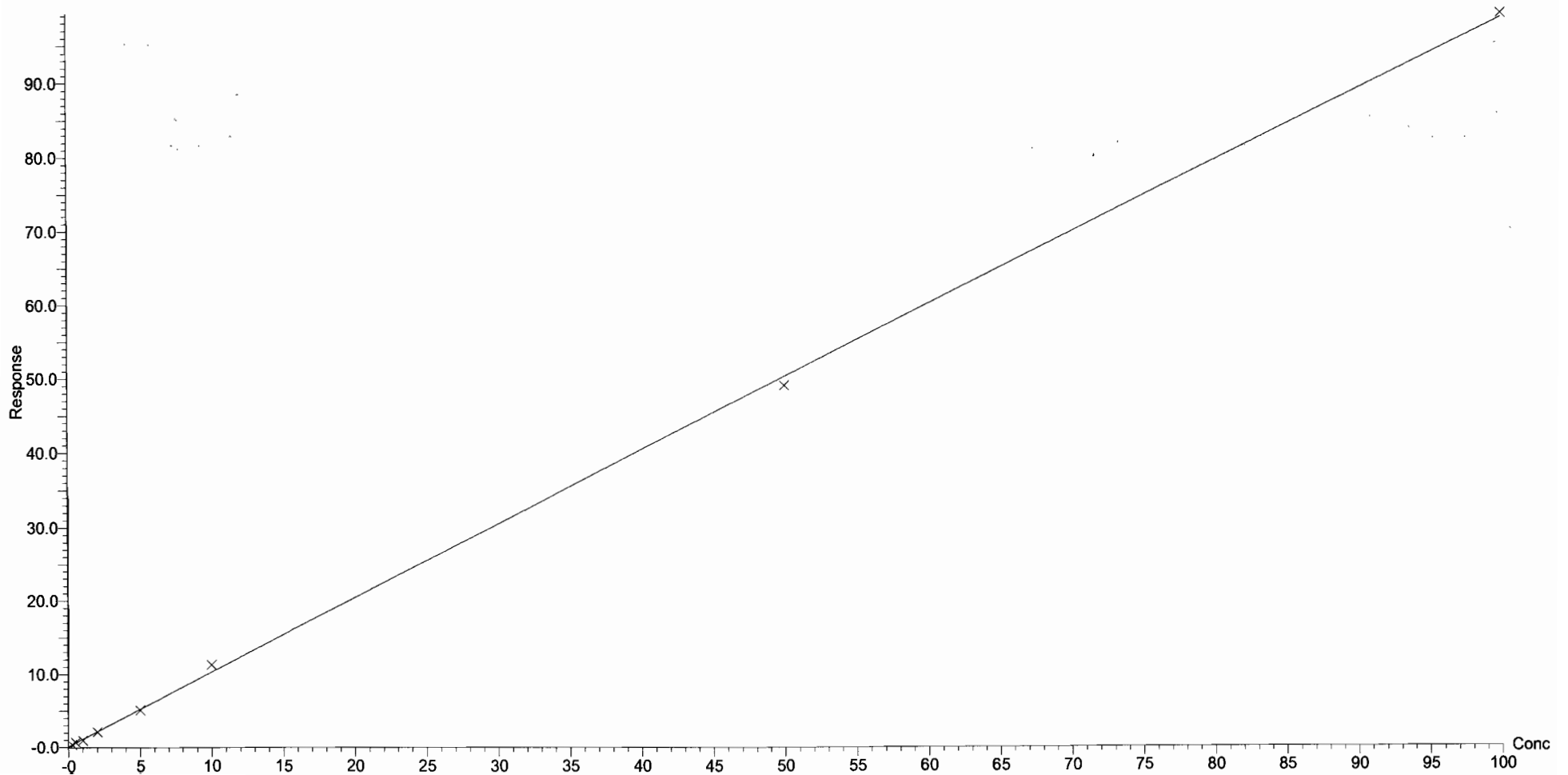
Compound name: PFUdA

Coefficient of Determination: $R^2 = 0.998781$

Calibration curve: $-0.000365939 * x^2 + 1.02277 * x + 0.104855$

Response type: Internal Std (Ref 46), Area * (IS Conc. / IS Area)

Curve type: 2nd Order, Origin: Exclude, Weighting: 1/x, Axis trans: None



Dataset: U:\Q4.PRO\results\180111M1\180111M1-crv.qld

Last Altered: Saturday, January 13, 2018 12:08:57 Pacific Standard Time

Printed: Saturday, January 13, 2018 12:11:32 Pacific Standard Time

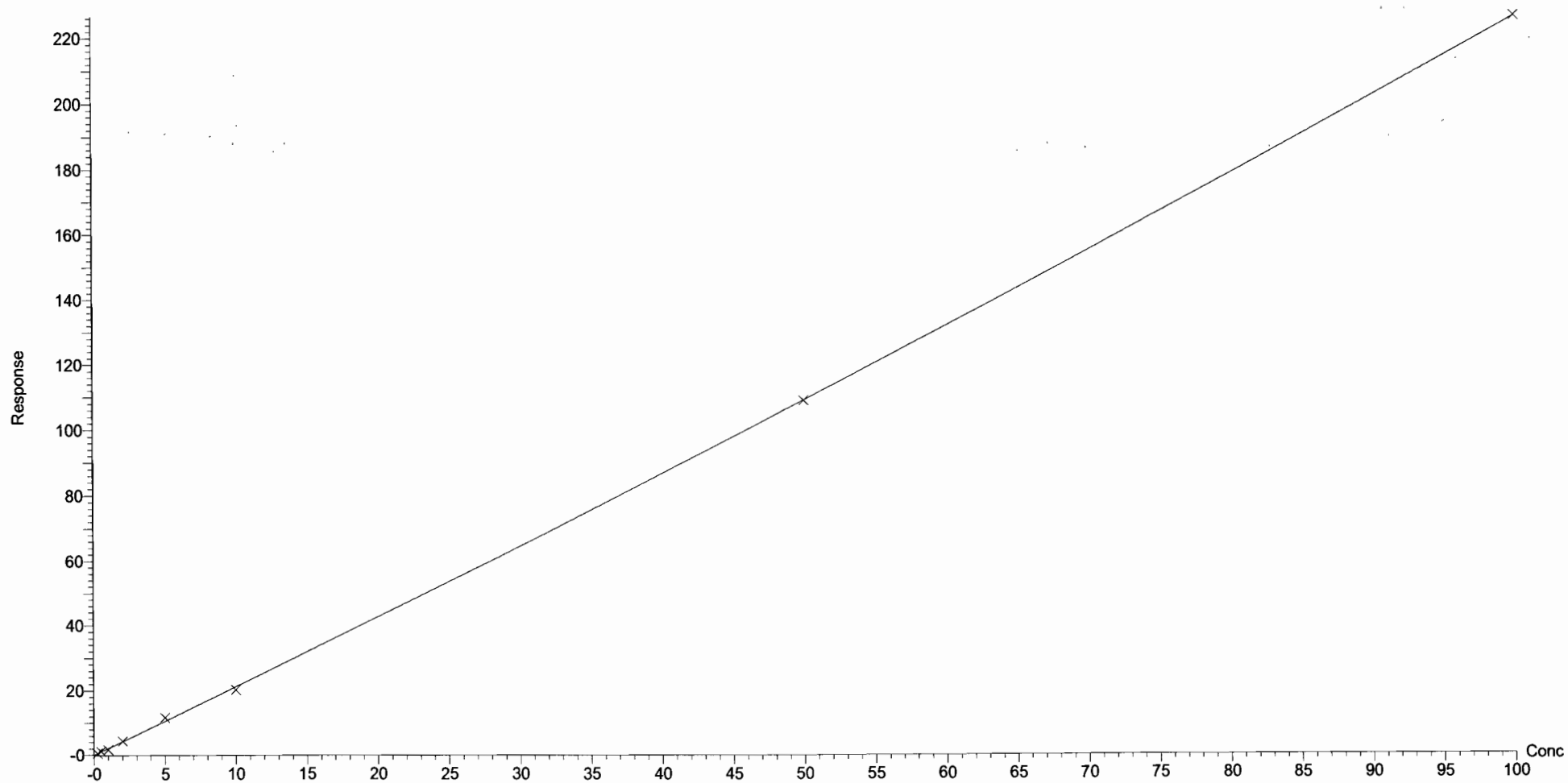
Compound name: PFDoA

Coefficient of Determination: $R^2 = 0.999316$

Calibration curve: $0.00165267 * x^2 + 2.09841 * x + -0.00906478$

Response type: Internal Std (Ref 47), Area * (IS Conc. / IS Area)

Curve type: 2nd Order, Origin: Exclude, Weighting: 1/x, Axis trans: None



Dataset: U:\Q4.PRO\results\180111M1\180111M1-crv.qld

Last Altered: Saturday, January 13, 2018 12:08:57 Pacific Standard Time

Printed: Saturday, January 13, 2018 12:12:02 Pacific Standard Time

Method: U:\Q4.PRO\MethDB\PFAS_FULL_80C_010818C.mdb 11 Jan 2018 15:33:36

Calibration: U:\Q4.PRO\CurveDB\C18_VAL-PFAS_Q4_01-11-18-L14.cdb 13 Jan 2018 12:08:55

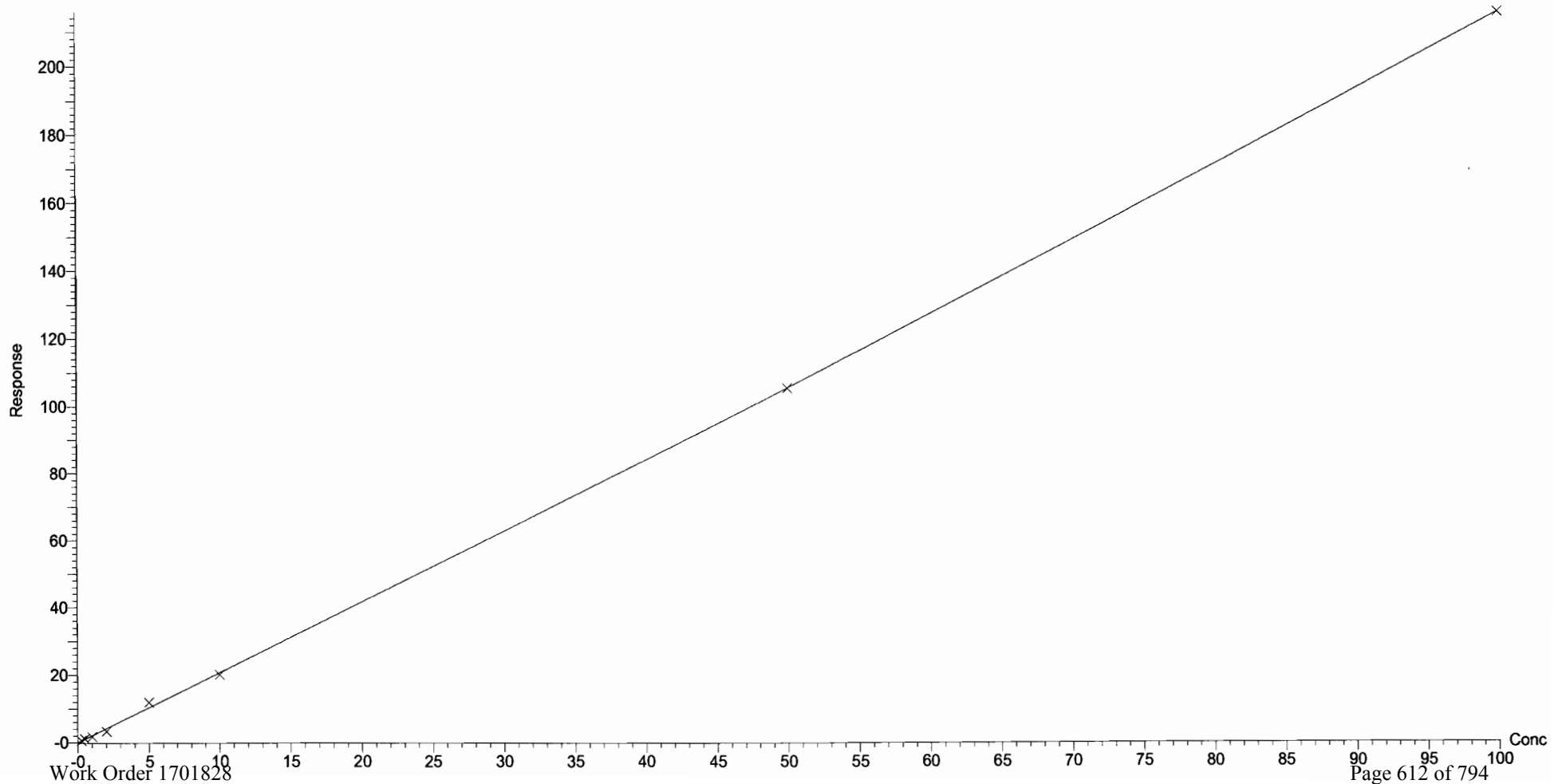
Compound name: PFTTrDA

Coefficient of Determination: $R^2 = 0.998594$

Calibration curve: $0.000959903 * x^2 + 2.06194 * x + -0.0475116$

Response type: Internal Std (Ref 47), Area * (IS Conc. / IS Area)

Curve type: 2nd Order, Origin: Exclude, Weighting: 1/x, Axis trans: None



Dataset: U:\Q4.PRO\results\180111M1\180111M1-crv.qld

Last Altered: Saturday, January 13, 2018 12:08:57 Pacific Standard Time

Printed: Saturday, January 13, 2018 12:12:02 Pacific Standard Time

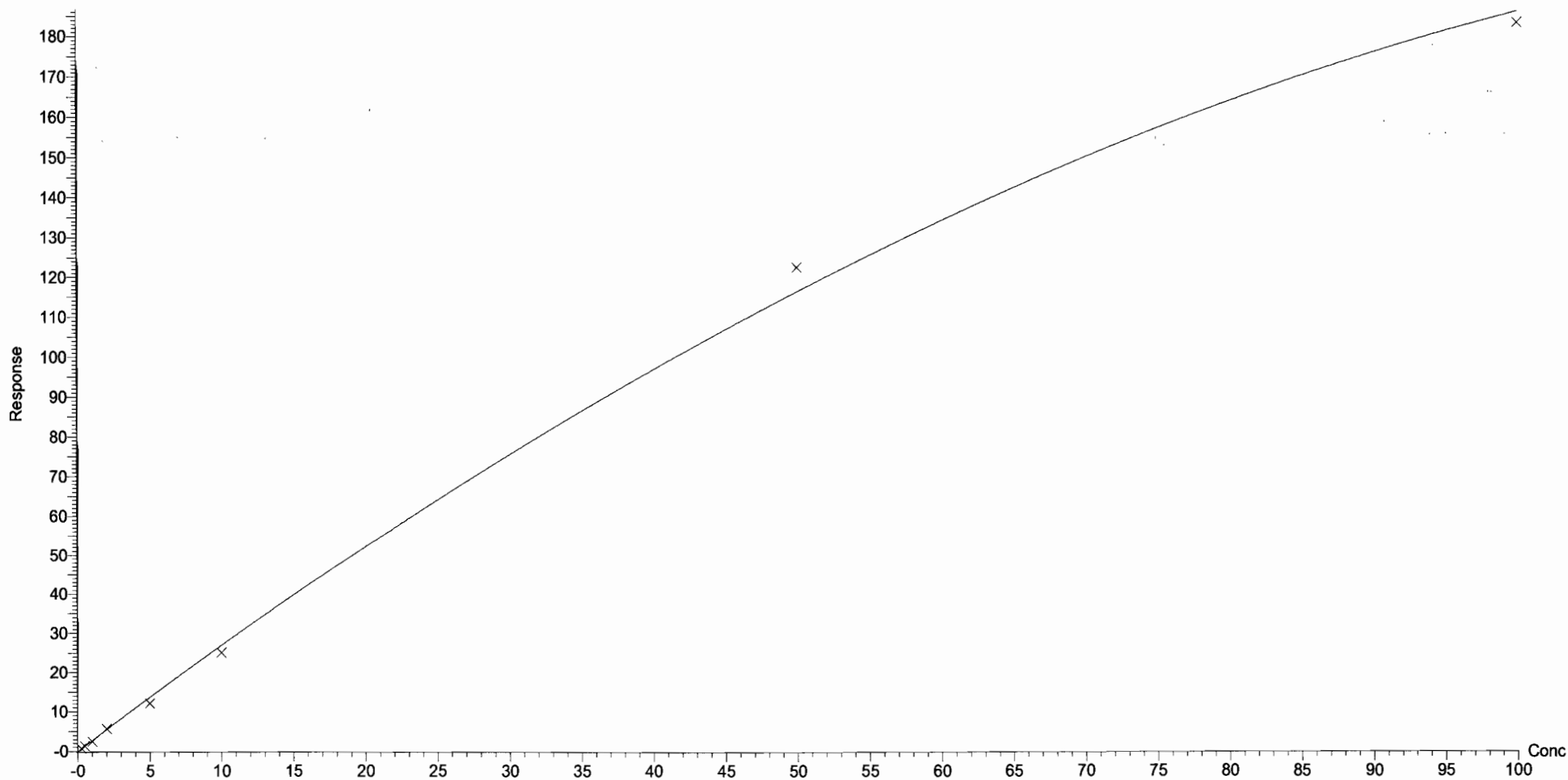
Compound name: PFTeDA

Coefficient of Determination: $R^2 = 0.997464$

Calibration curve: $-0.00930881 * x^2 + 2.79838 * x + -0.114028$

Response type: Internal Std (Ref 49), Area * (IS Conc. / IS Area)

Curve type: 2nd Order, Origin: Exclude, Weighting: 1/x, Axis trans: None



Dataset: U:\Q4.PRO\results\180111M1\180111M1-crv.qld

Last Altered: Saturday, January 13, 2018 12:08:57 Pacific Standard Time

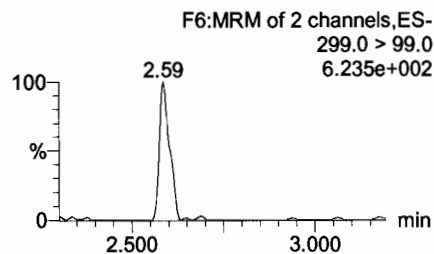
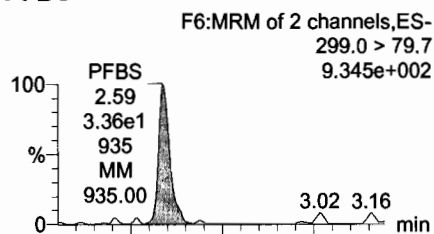
Printed: Saturday, January 13, 2018 12:14:26 Pacific Standard Time

Method: U:\Q4.PRO\MethDB\PFAS_FULL_80C_010818C.mdb 11 Jan 2018 15:33:36

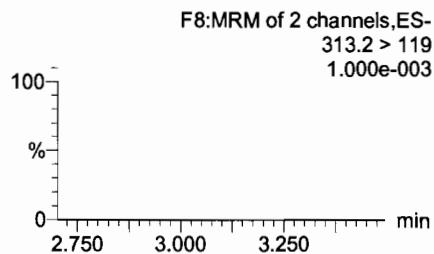
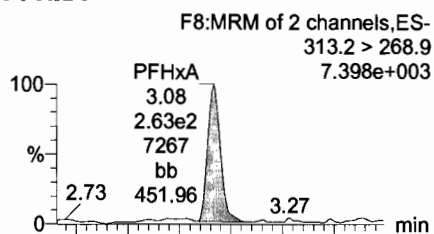
Calibration: U:\Q4.PRO\CurveDB\C18_VAL-PFAS_Q4_01-11-18-L14.cdb 13 Jan 2018 12:08:55

Name: 180111M1_2, Date: 11-Jan-2018, Time: 23:32:35, ID: ST170111M1-1 PFC CS-2 17L1404, Description: PFC CS-2 17L1404

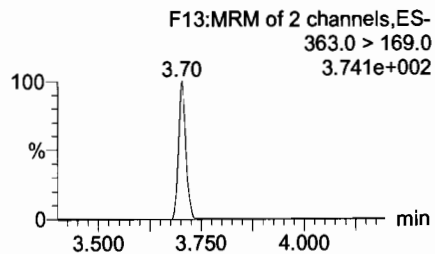
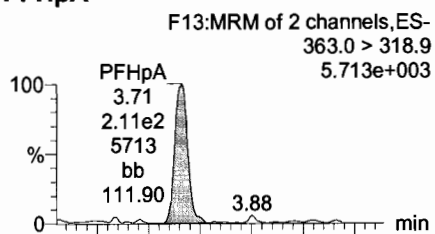
PFBS



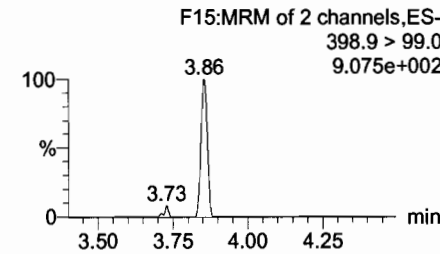
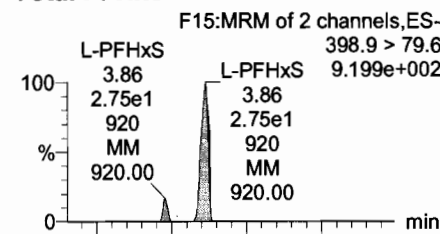
PFHxA



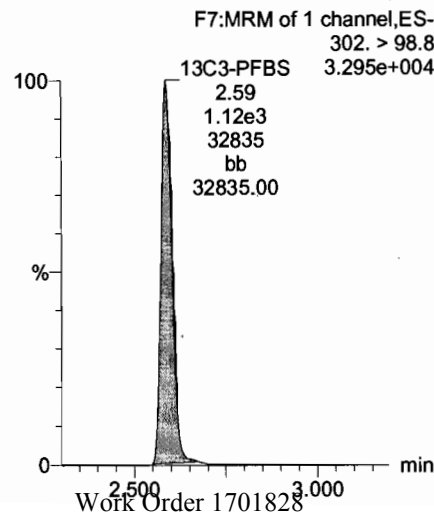
PFHpA



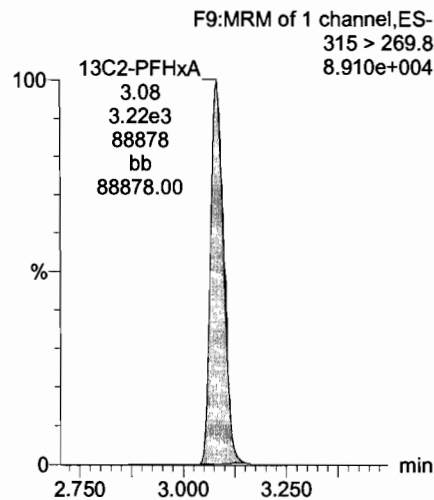
Total PFHxS



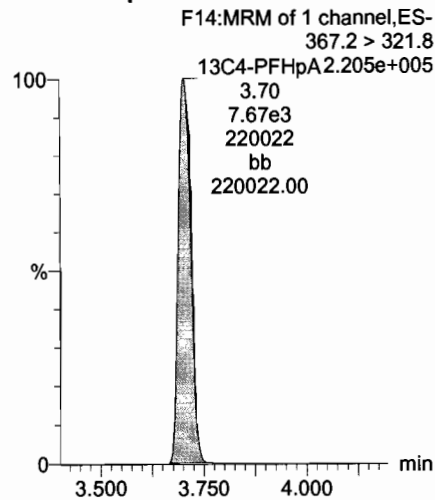
13C3-PFBS



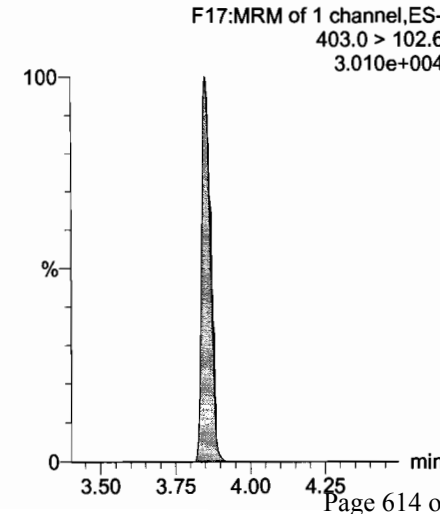
13C2-PFHxA



13C4-PFHpA



18O2-PFHxS



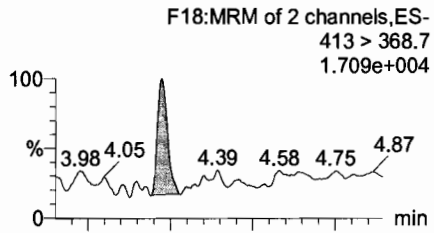
Dataset: U:\Q4.PRO\results\180111M1\180111M1-crv.qld

Last Altered: Saturday, January 13, 2018 12:08:57 Pacific Standard Time

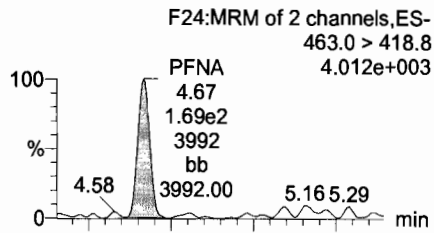
Printed: Saturday, January 13, 2018 12:14:26 Pacific Standard Time

Name: 180111M1_2, Date: 11-Jan-2018, Time: 23:32:35, ID: ST170111M1-1 PFC CS-2 17L1404, Description: PFC CS-2 17L1404

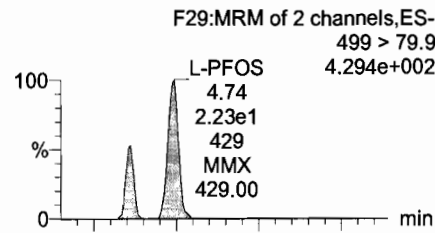
Total PFOA



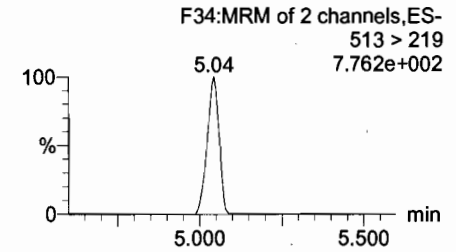
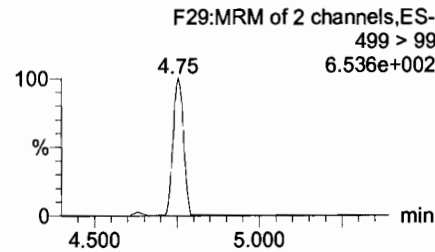
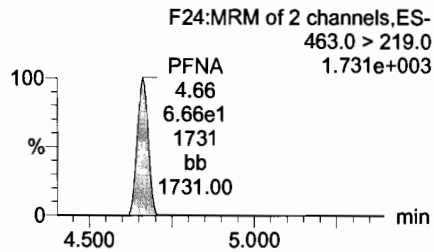
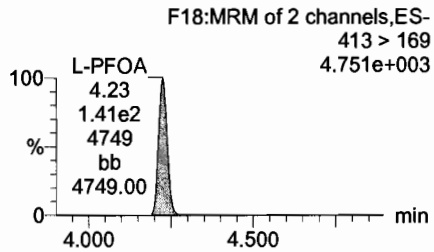
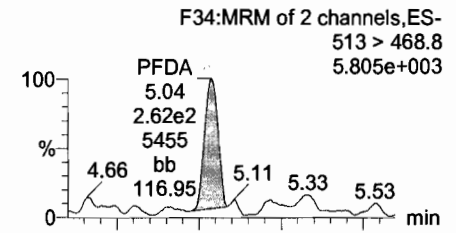
PFNA



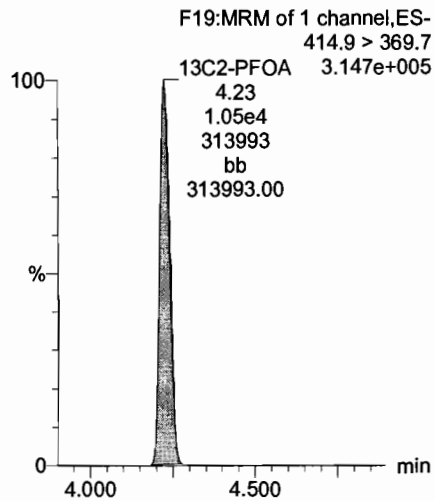
Total PFOS



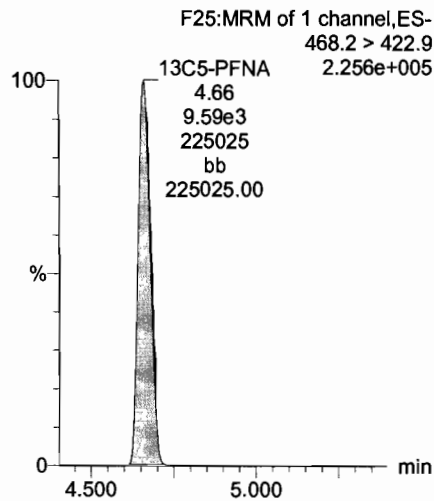
PFDA



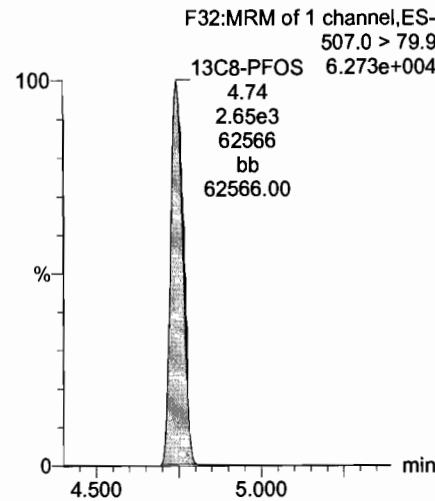
13C2-PFOA



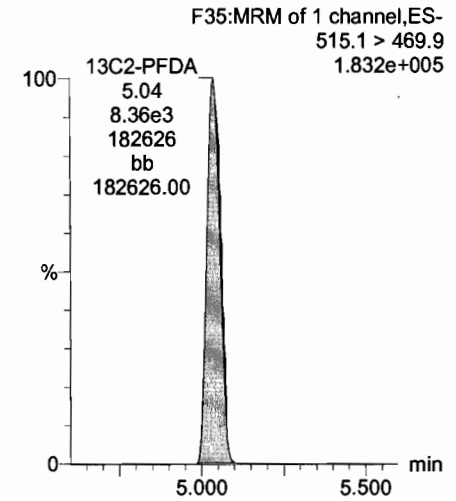
13C5-PFNA



13C8-PFOS



13C2-PFDA

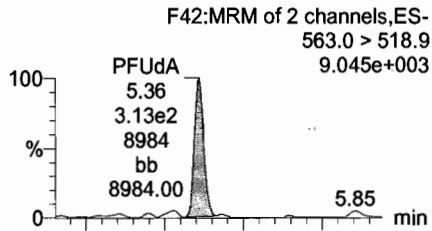


Dataset: U:\Q4.PRO\results\180111M1\180111M1-crv.qld

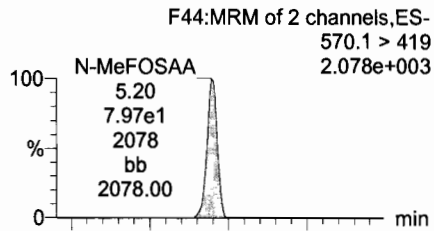
Last Altered: Saturday, January 13, 2018 12:08:57 Pacific Standard Time
Printed: Saturday, January 13, 2018 12:14:26 Pacific Standard Time

Name: 180111M1_2, Date: 11-Jan-2018, Time: 23:32:35, ID: ST170111M1-1 PFC CS-2 17L1404, Description: PFC CS-2 17L1404

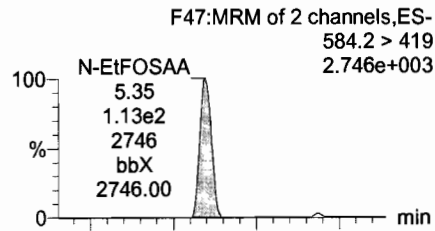
PFUdA



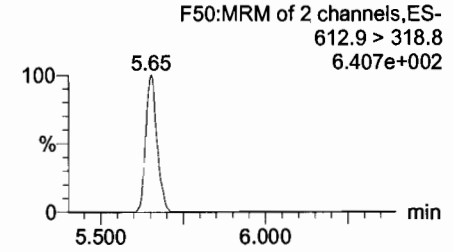
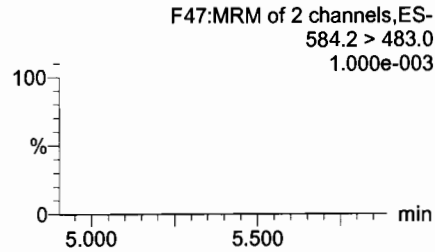
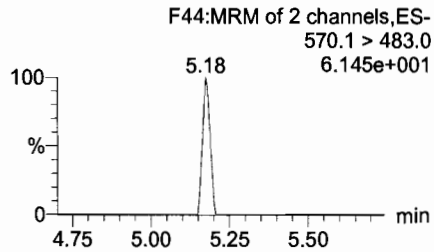
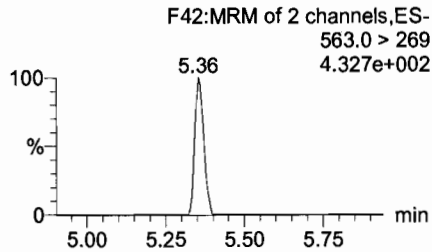
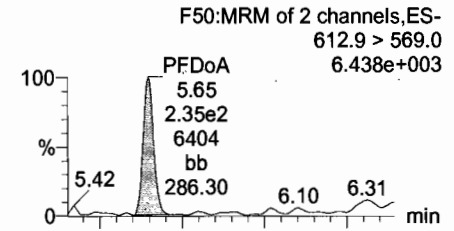
N-MeFOSAA



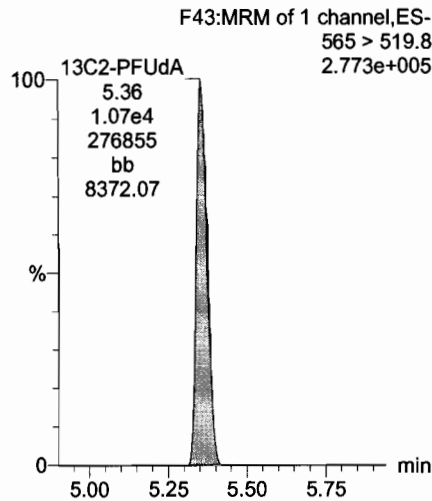
N-EtFOSAA



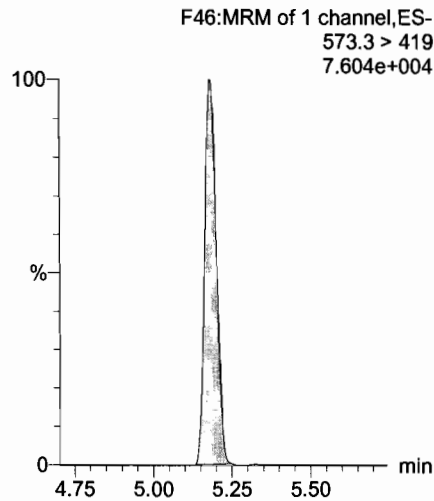
PFDoA



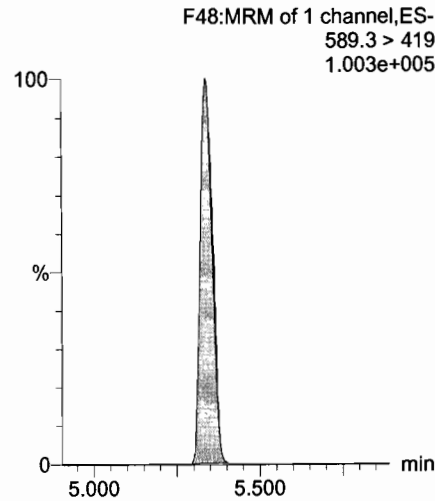
13C2-PFUdA



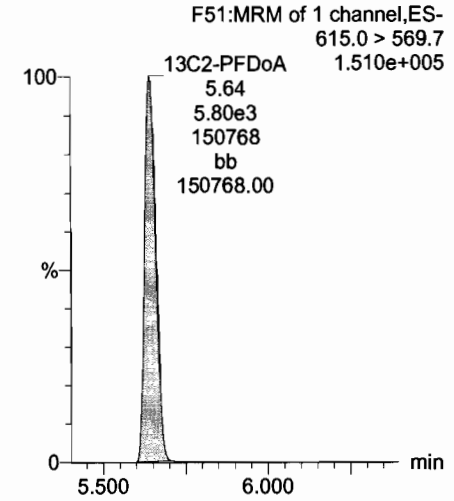
d3-N-MeFOSAA



d5-N-EtFOSAA



13C2-PFDoA



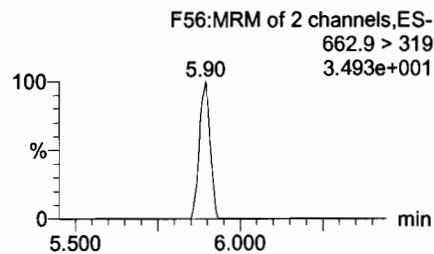
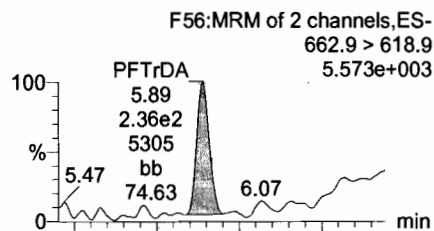
Dataset: U:\Q4.PRO\results\180111M1\180111M1-crv.qld

Last Altered: Saturday, January 13, 2018 12:08:57 Pacific Standard Time

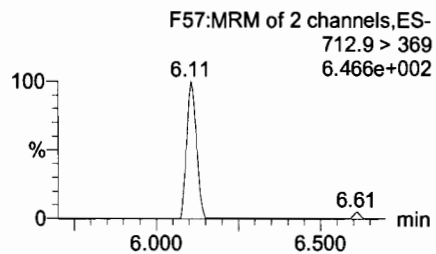
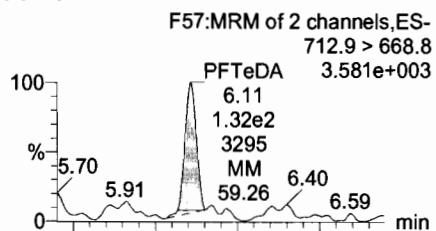
Printed: Saturday, January 13, 2018 12:14:26 Pacific Standard Time

Name: 180111M1_2, Date: 11-Jan-2018, Time: 23:32:35, ID: ST170111M1-1 PFC CS-2 17L1404, Description: PFC CS-2 17L1404

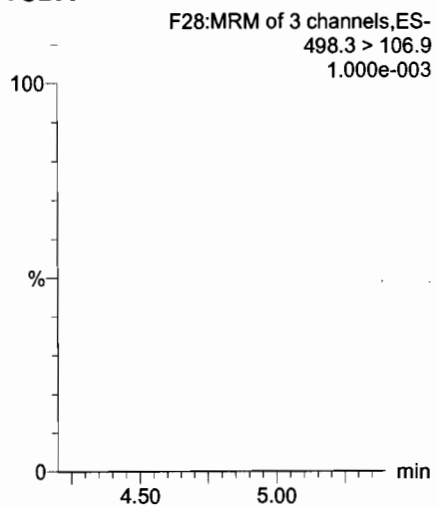
PFTrDA



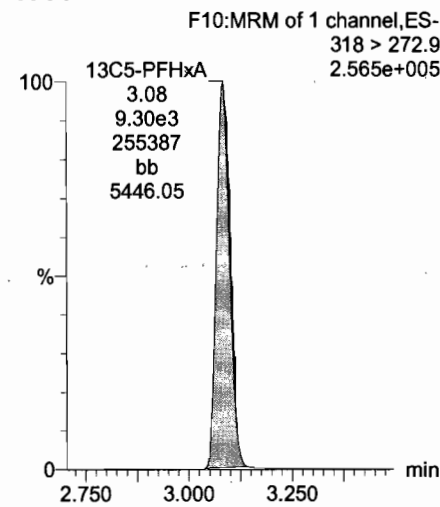
PFTeDA



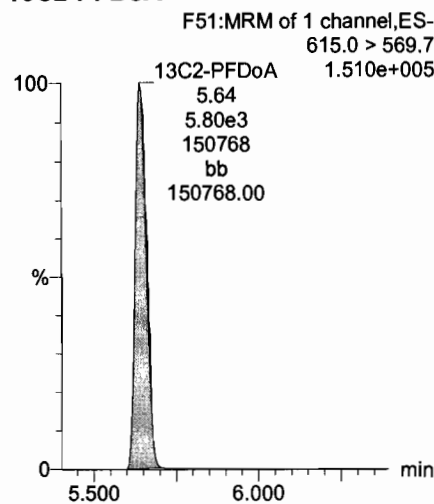
TCDA



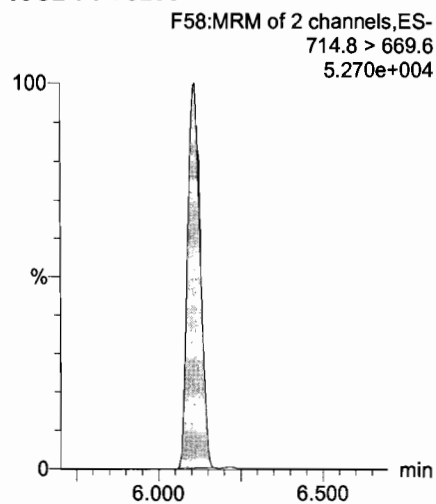
13C5-PFHxA



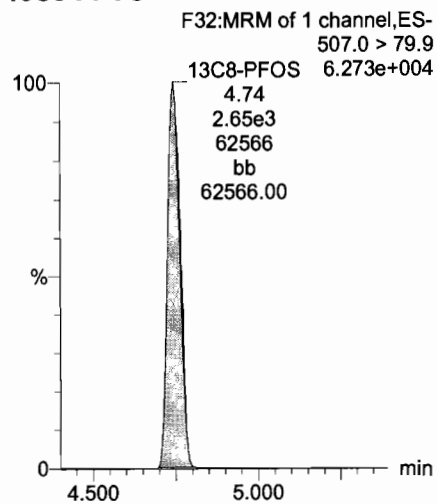
13C2-PFDoA



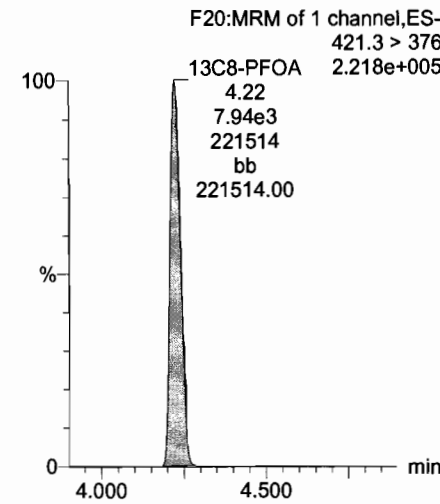
13C2-PFTeDA



13C8-PFOS



13C8-PFOA



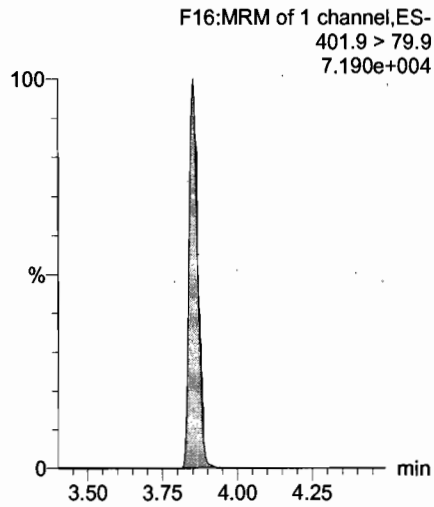
Dataset: U:\Q4.PRO\results\180111M1\180111M1-crv.qld

Last Altered: Saturday, January 13, 2018 12:08:57 Pacific Standard Time

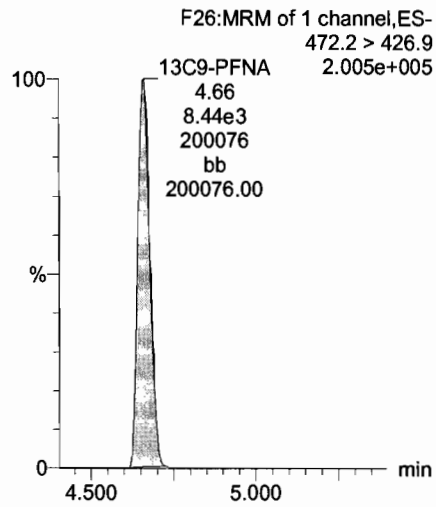
Printed: Saturday, January 13, 2018 12:14:26 Pacific Standard Time

Name: 180111M1_2, Date: 11-Jan-2018, Time: 23:32:35, ID: ST170111M1-1 PFC CS-2 17L1404, Description: PFC CS-2 17L1404

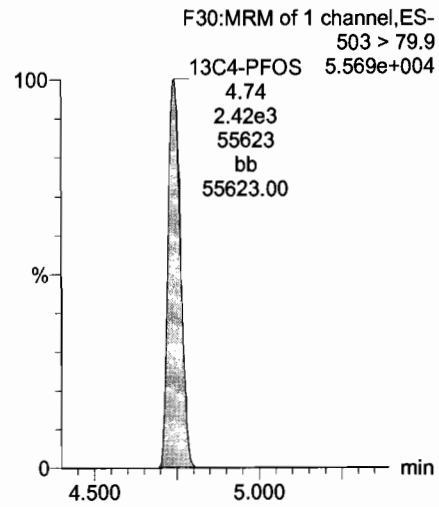
13C3-PFHxS



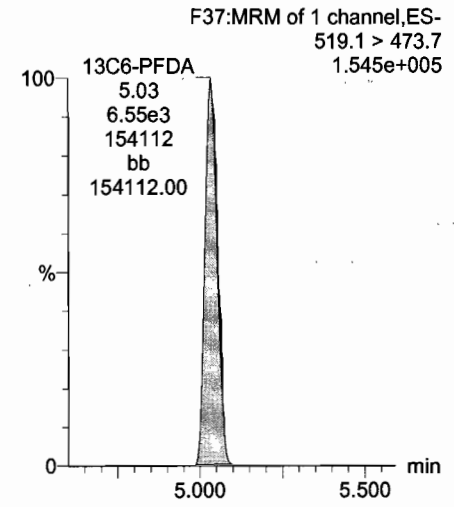
13C9-PFNA



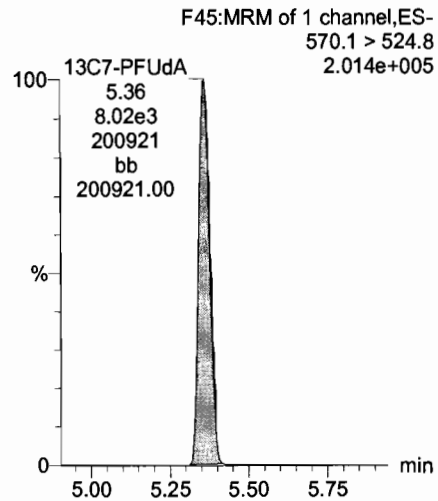
13C4-PFOS



13C6-PFDA



13C7-PFUdA



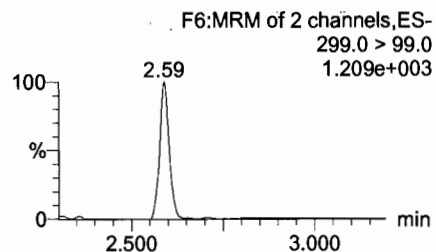
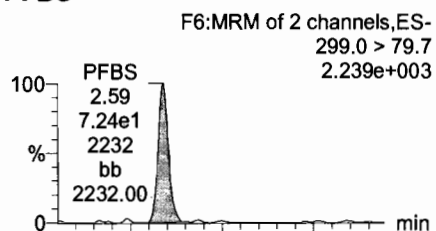
Dataset: U:\Q4.PRO\results\180111M1\180111M1-crv.qld

Last Altered: Saturday, January 13, 2018 12:08:57 Pacific Standard Time

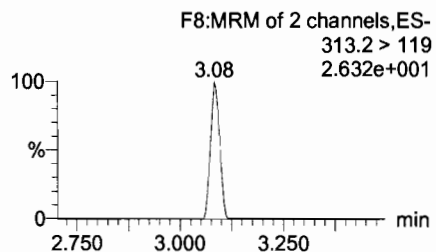
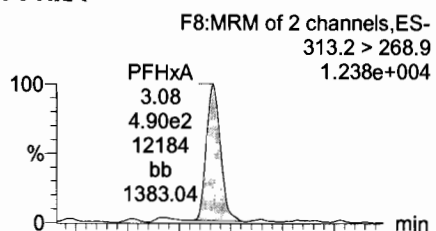
Printed: Saturday, January 13, 2018 12:14:26 Pacific Standard Time

Name: 180111M1_3, Date: 11-Jan-2018, Time: 23:43:46, ID: ST170111M1-2 PFC CS-1 17L1405, Description: PFC CS-1 17L1405

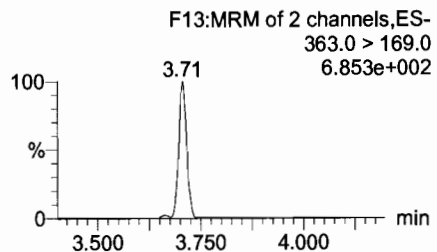
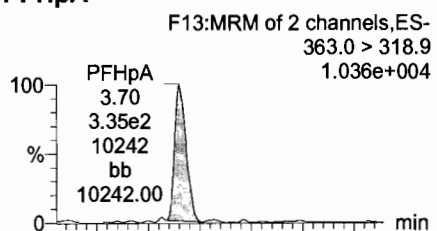
PFBS



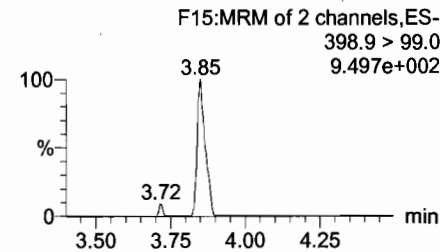
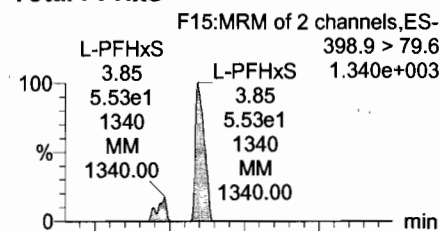
PFHxA



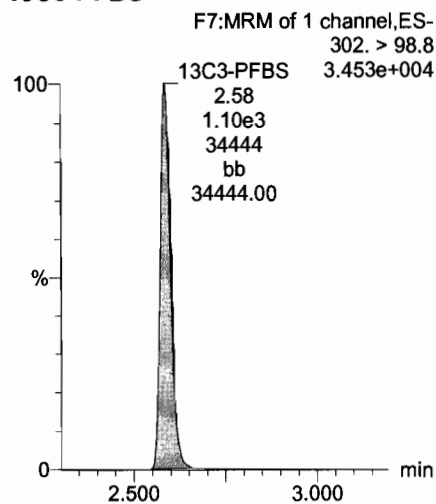
PFHpA



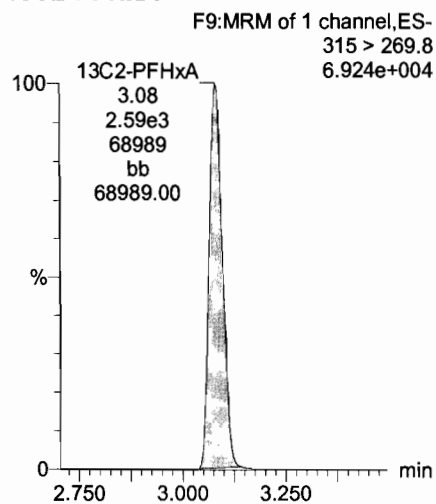
Total PFHxS



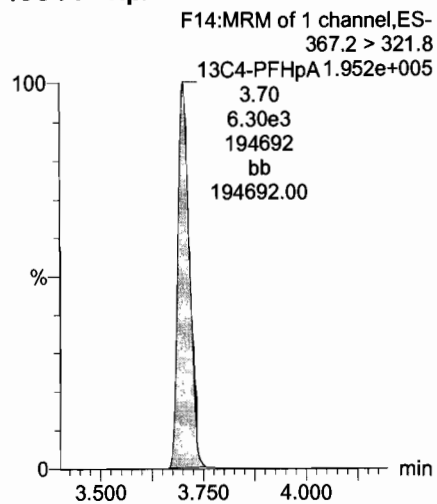
13C3-PFBS



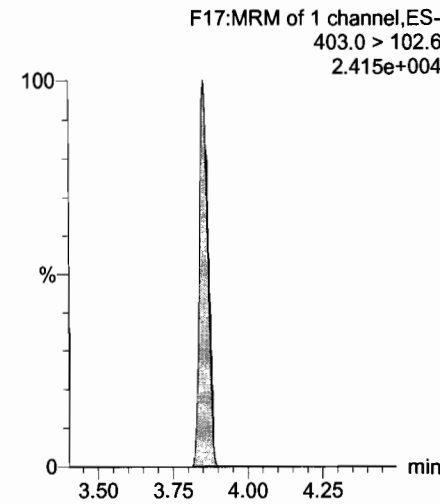
13C2-PFHxA



13C4-PFHpA



18O2-PFHxS

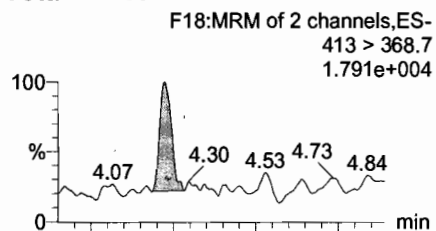


Dataset: U:\Q4.PRO\results\180111M1\180111M1-crv.qld

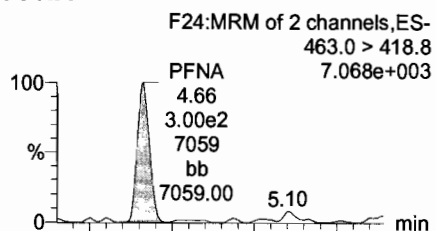
Last Altered: Saturday, January 13, 2018 12:08:57 Pacific Standard Time
Printed: Saturday, January 13, 2018 12:14:26 Pacific Standard Time

Name: 180111M1_3, Date: 11-Jan-2018, Time: 23:43:46, ID: ST170111M1-2 PFC CS-1 17L1405, Description: PFC CS-1 17L1405

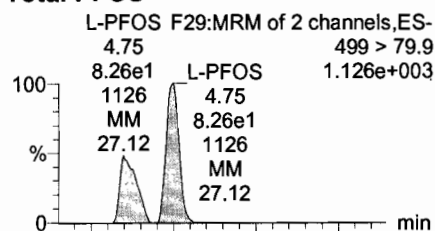
Total PFOA



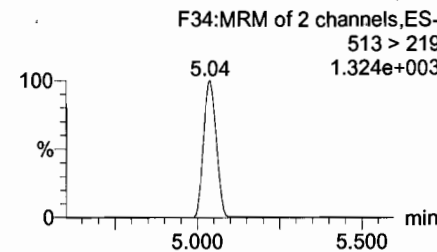
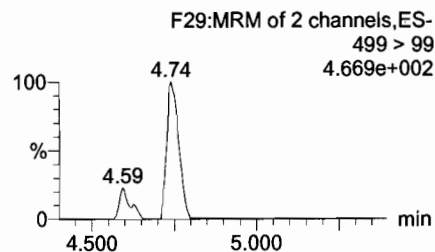
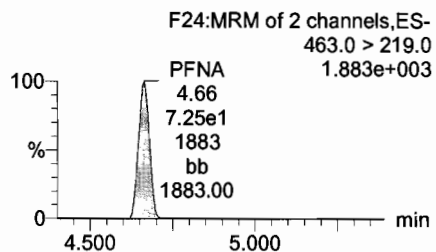
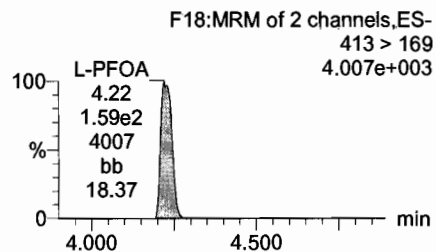
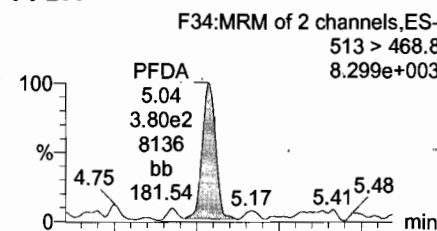
PFNA



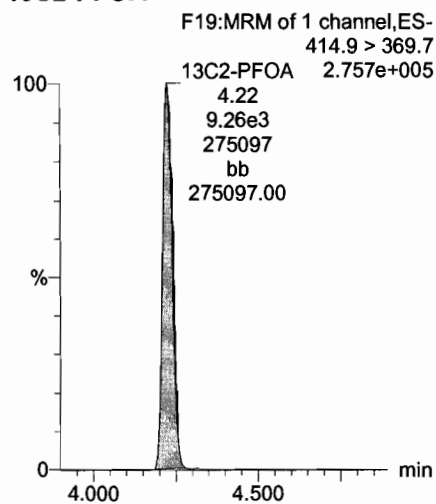
Total PFOS



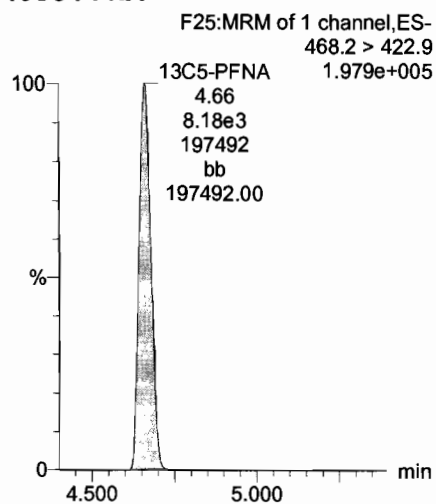
PFDA



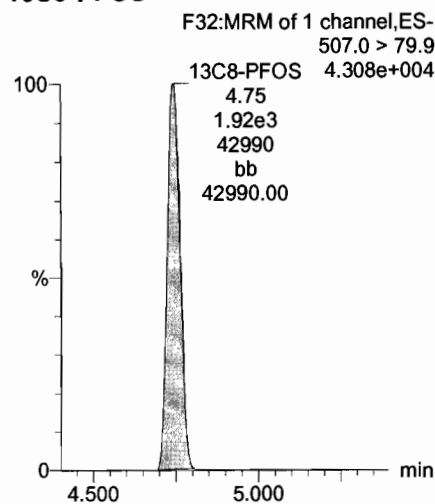
13C2-PFOA



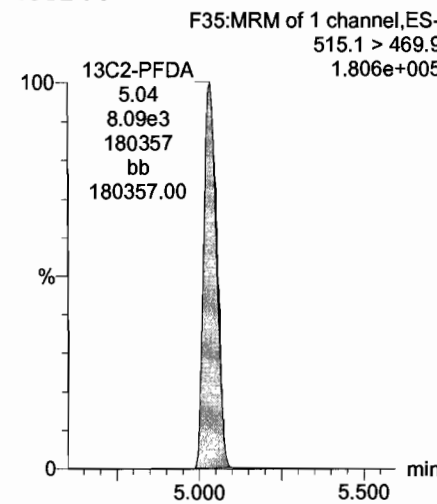
13C5-PFNA



13C8-PFOS



13C2-PFDA



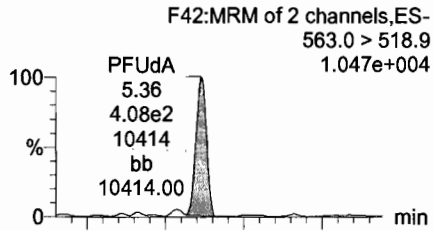
Dataset: U:\Q4.PRO\results\180111M1\180111M1-crv.qld

Last Altered: Saturday, January 13, 2018 12:08:57 Pacific Standard Time

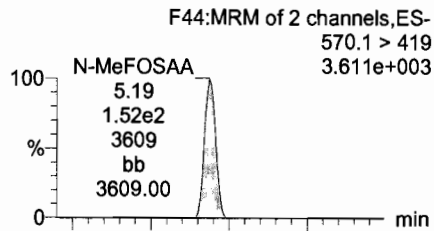
Printed: Saturday, January 13, 2018 12:14:26 Pacific Standard Time

Name: 180111M1_3, Date: 11-Jan-2018, Time: 23:43:46, ID: ST170111M1-2 PFC CS-1 17L1405, Description: PFC CS-1 17L1405

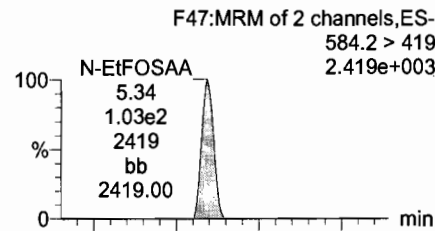
PFUdA



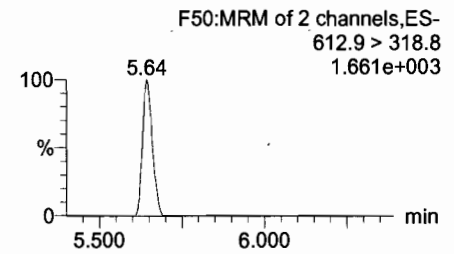
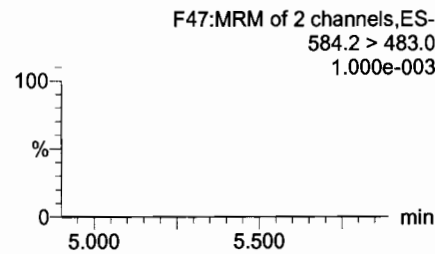
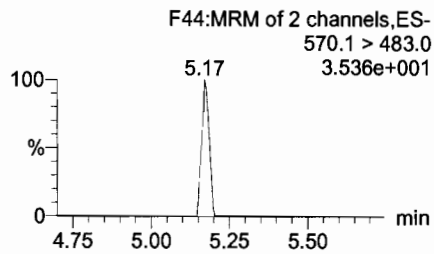
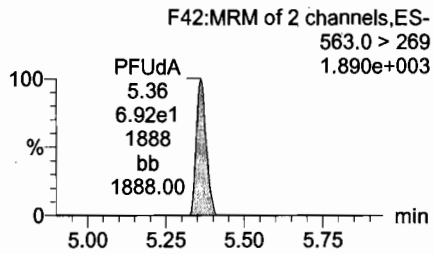
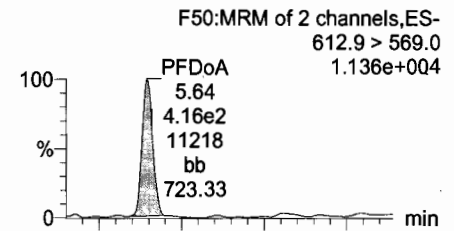
N-MeFOSAA



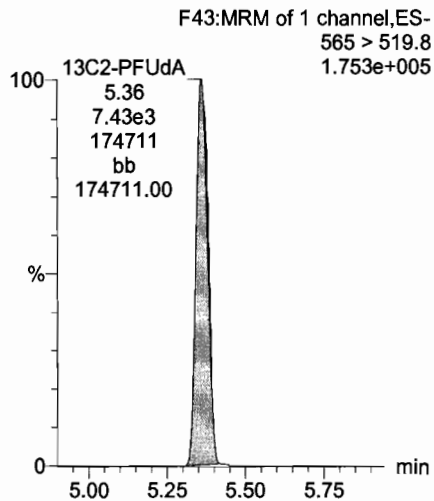
N-EtFOSAA



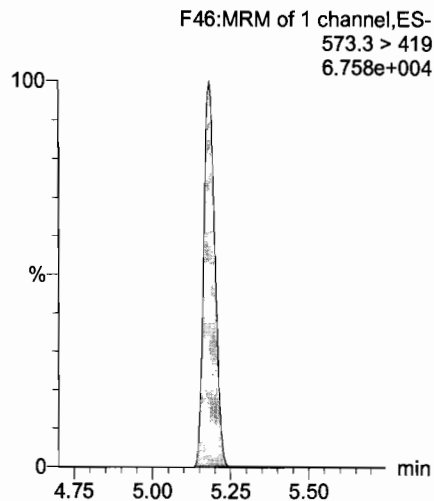
PFDoA



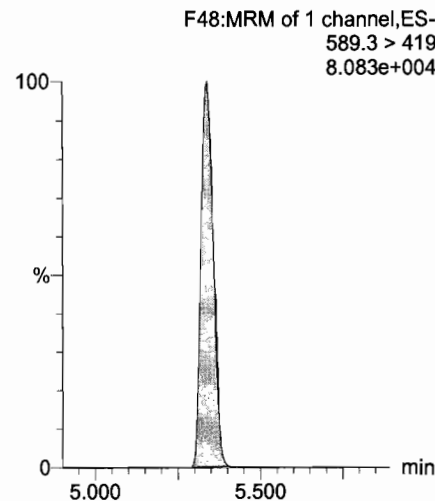
13C2-PFUdA



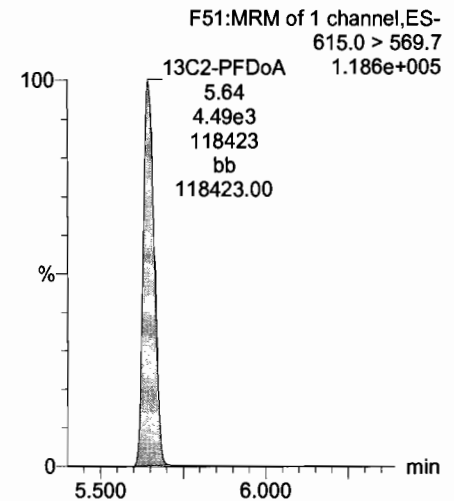
d3-N-MeFOSAA



d5-N-EtFOSAA



13C2-PFDoA

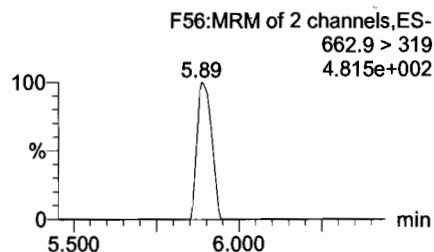
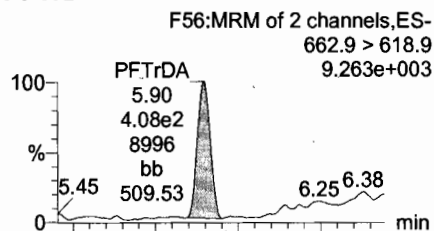


Dataset: U:\Q4.PRO\results\180111M1\180111M1-crv.qld

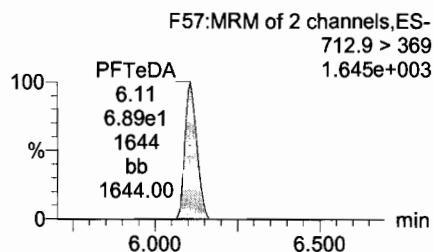
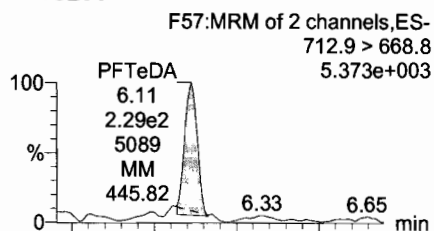
Last Altered: Saturday, January 13, 2018 12:08:57 Pacific Standard Time
Printed: Saturday, January 13, 2018 12:14:26 Pacific Standard Time

Name: 180111M1_3, Date: 11-Jan-2018, Time: 23:43:46, ID: ST170111M1-2 PFC CS-1 17L1405, Description: PFC CS-1 17L1405

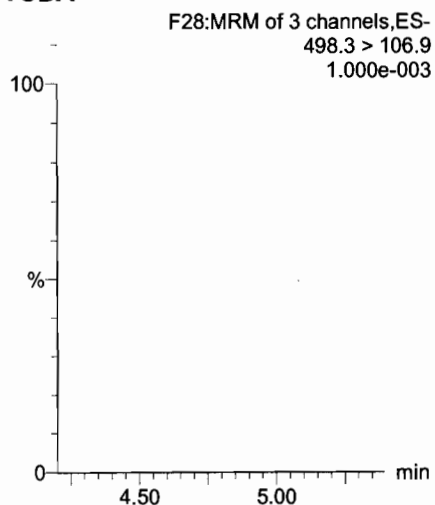
PFTrDA



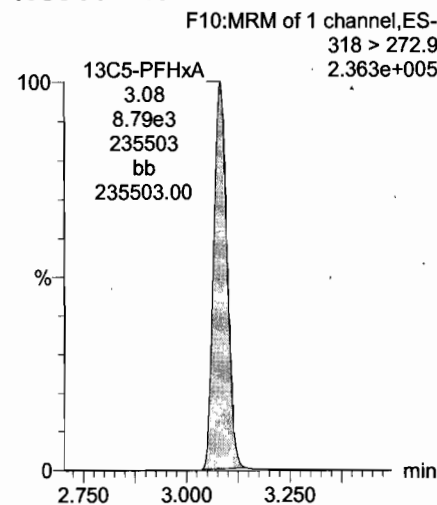
PFTeDA



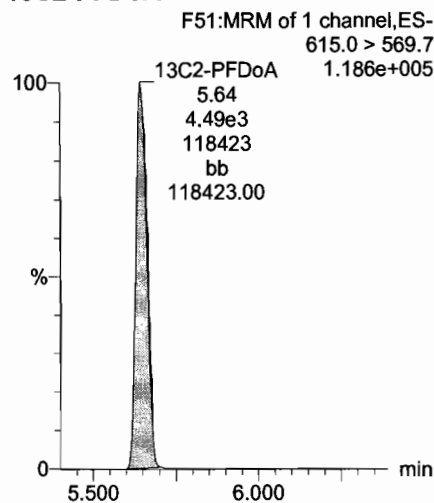
TCDA



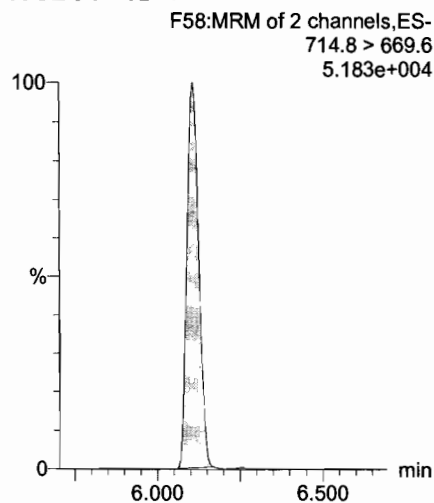
13C5-PFHxA



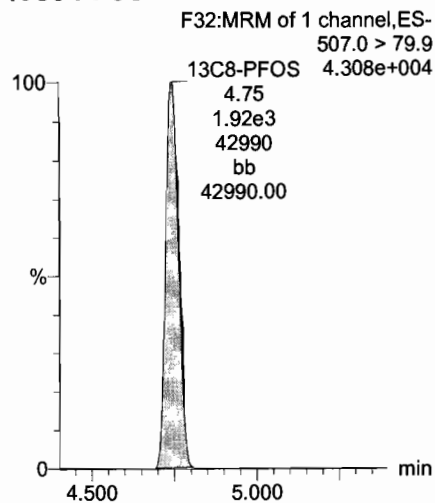
13C2-PFDoA



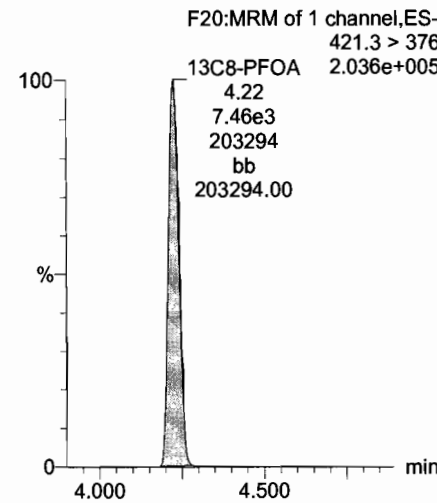
13C2-PFTeDA



13C8-PFOS



13C8-PFOA

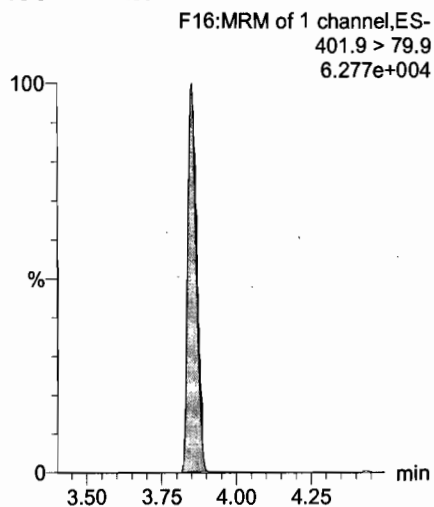


Dataset: U:\Q4.PRO\results\180111M1\180111M1-crv.qld

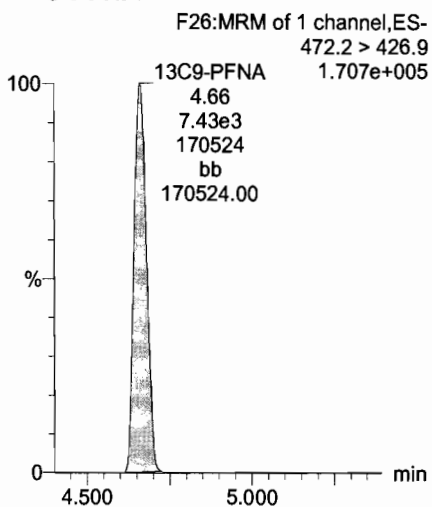
Last Altered: Saturday, January 13, 2018 12:08:57 Pacific Standard Time
Printed: Saturday, January 13, 2018 12:14:26 Pacific Standard Time

Name: 180111M1_3, Date: 11-Jan-2018, Time: 23:43:46, ID: ST170111M1-2 PFC CS-1 17L1405, Description: PFC CS-1 17L1405

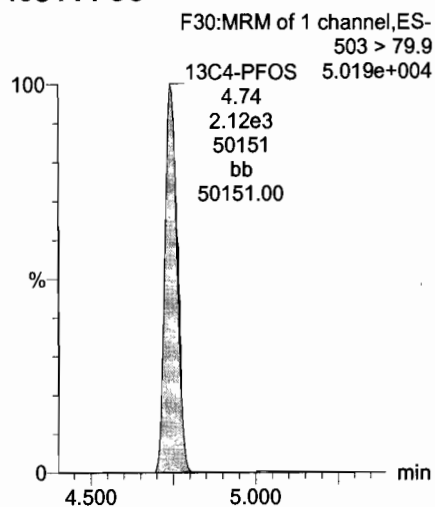
13C3-PFHxS



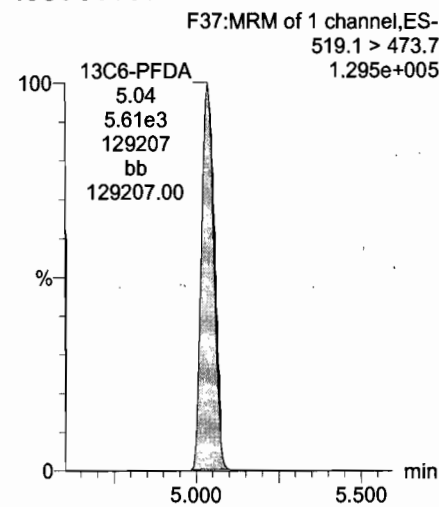
13C9-PFNA



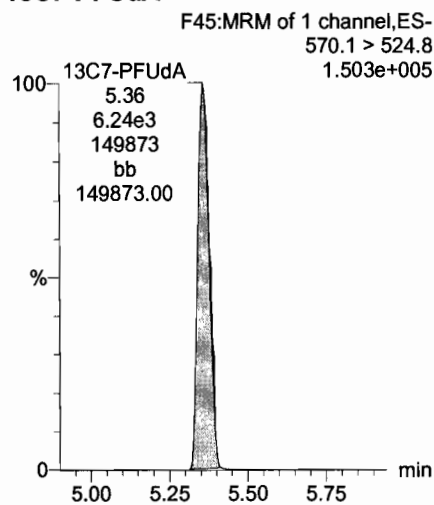
13C4-PFOS



13C6-PFDA



13C7-PFUdA



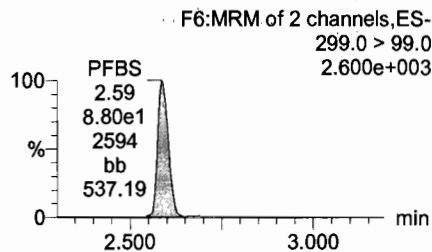
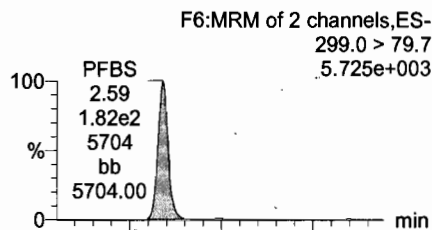
Dataset: U:\Q4.PRO\results\180111M1\180111M1-crv.qld

Last Altered: Saturday, January 13, 2018 12:08:57 Pacific Standard Time

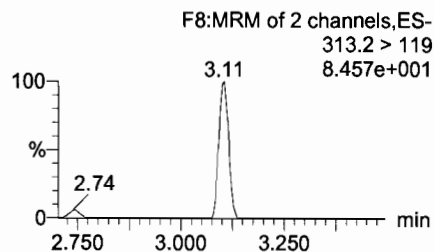
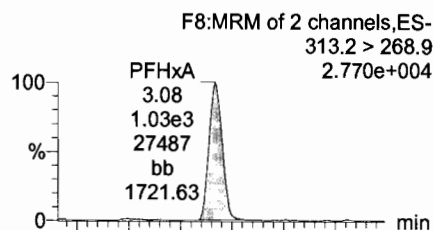
Printed: Saturday, January 13, 2018 12:14:26 Pacific Standard Time

Name: 180111M1_4, Date: 11-Jan-2018, Time: 23:54:57, ID: ST170111M1-3 PFC CS0 17L1406, Description: PFC CS0 17L1406

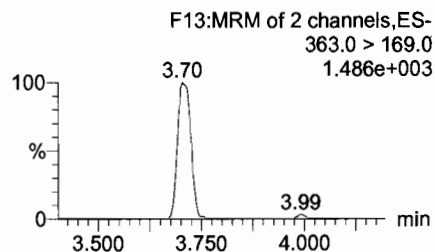
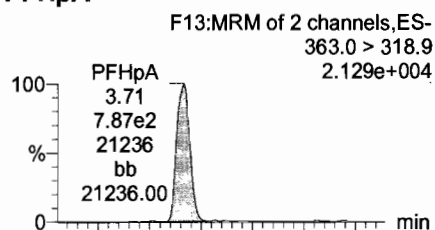
PFBS



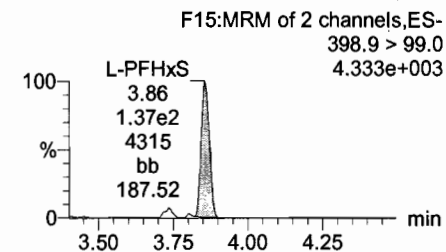
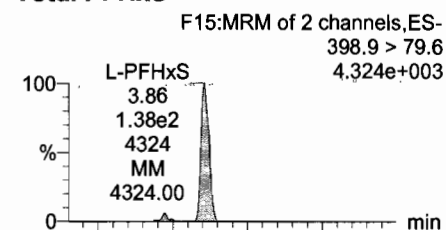
PFHxA



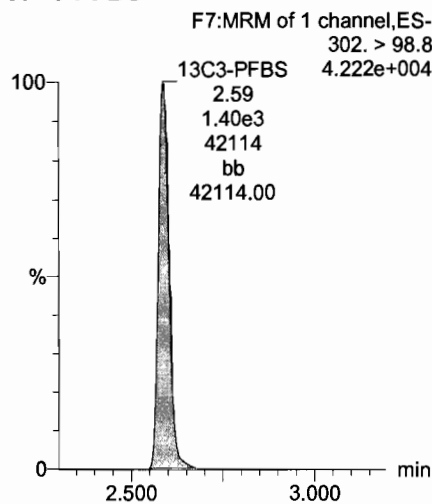
PFHpA



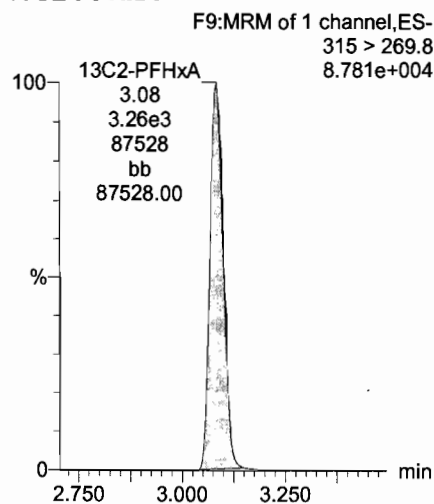
Total PFHxS



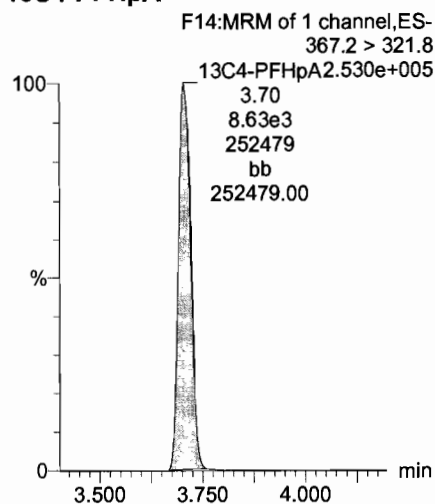
13C3-PFBS



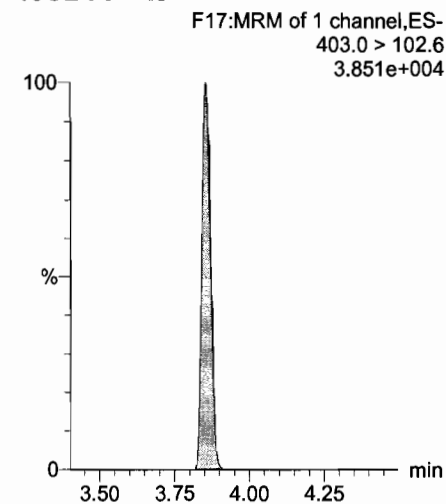
13C2-PFHxA



13C4-PFHpA



18O2-PFHxS



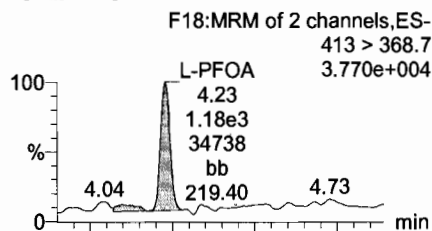
Dataset: U:\Q4.PRO\results\180111M1\180111M1-crv.qld

Last Altered: Saturday, January 13, 2018 12:08:57 Pacific Standard Time


Printed: Saturday, January 13, 2018 12:14:26 Pacific Standard Time

Name: 180111M1_4, Date: 11-Jan-2018, Time: 23:54:57, ID: ST170111M1-3 PFC CS0 17L1406, Description: PFC CS0 17L1406

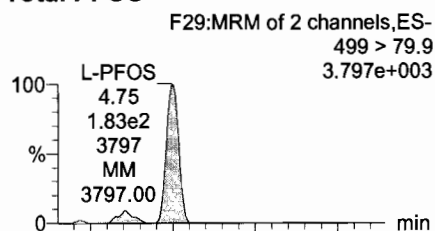
Total PFOA



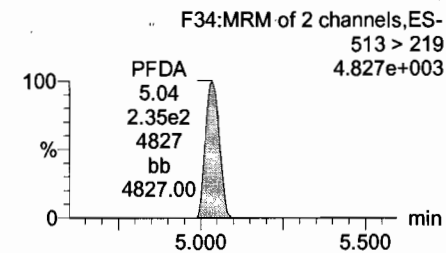
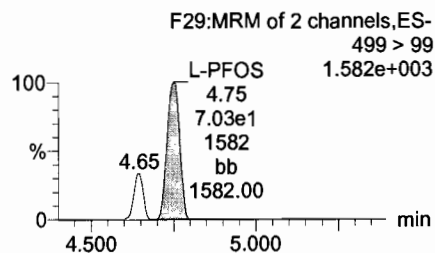
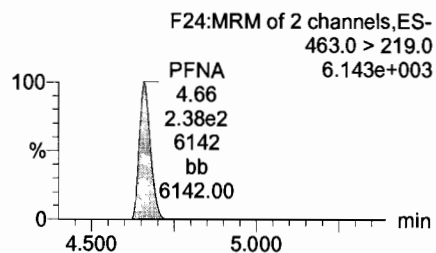
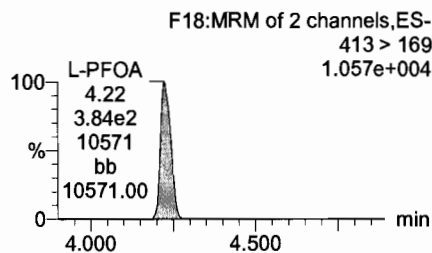
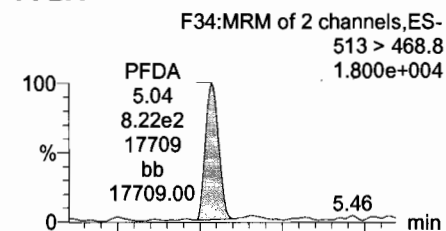
PFNA



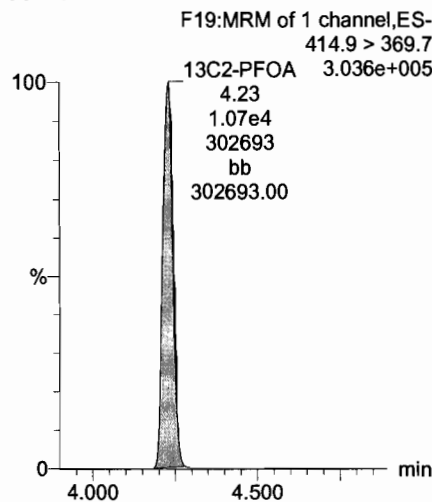
Total PFOS



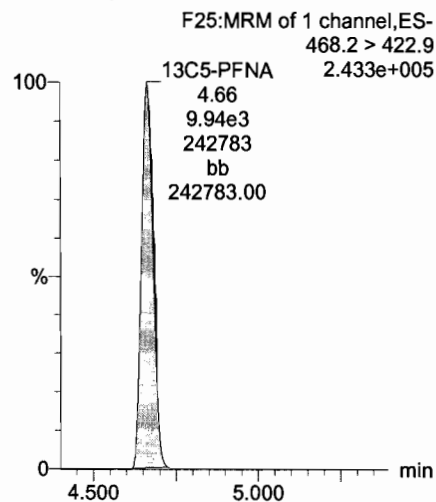
PFDA



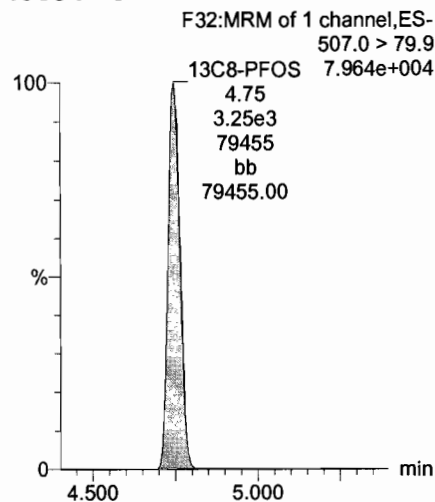
13C2-PFOA



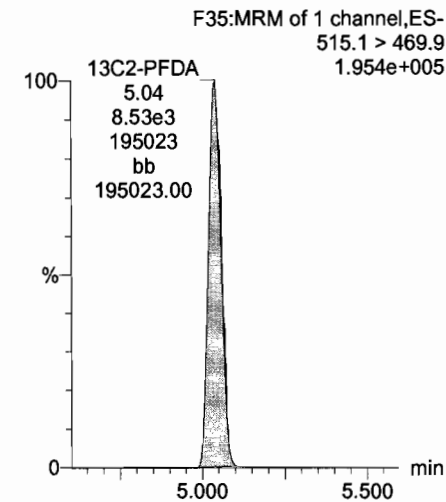
13C5-PFNA



13C8-PFOS



13C2-PFDA



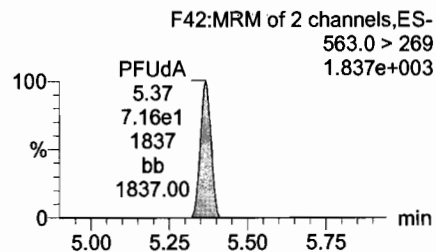
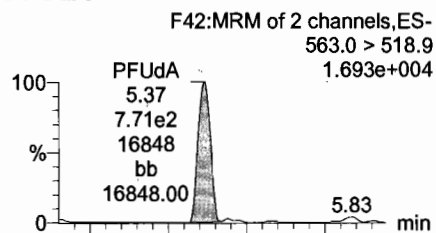
Dataset: U:\Q4.PRO\results\180111M1\180111M1-crv.qld

Last Altered: Saturday, January 13, 2018 12:08:57 Pacific Standard Time

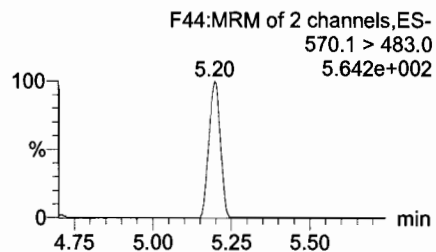
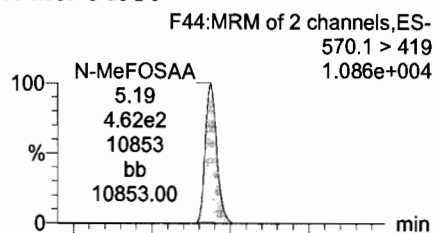
Printed: Saturday, January 13, 2018 12:14:26 Pacific Standard Time

Name: 180111M1_4, Date: 11-Jan-2018, Time: 23:54:57, ID: ST170111M1-3 PFC CS0 17L1406, Description: PFC CS0 17L1406

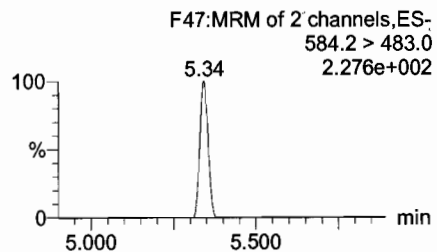
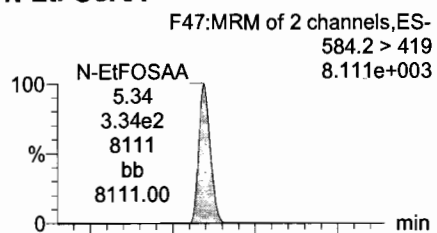
PFUdA



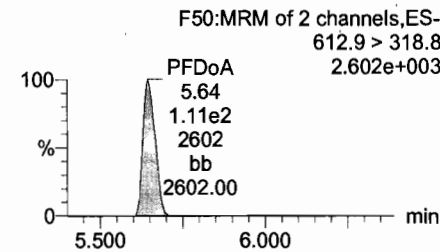
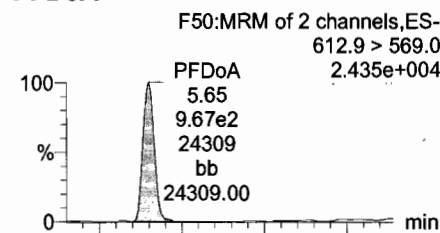
N-MeFOSAA



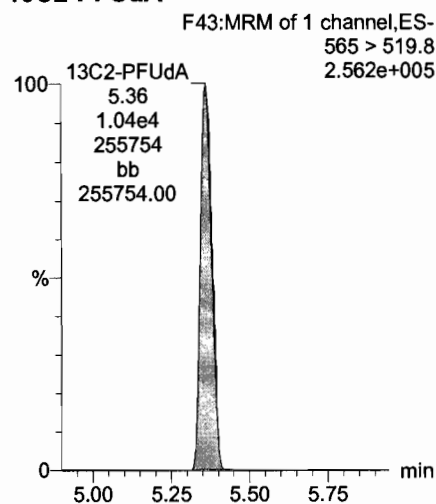
N-EtFOSAA



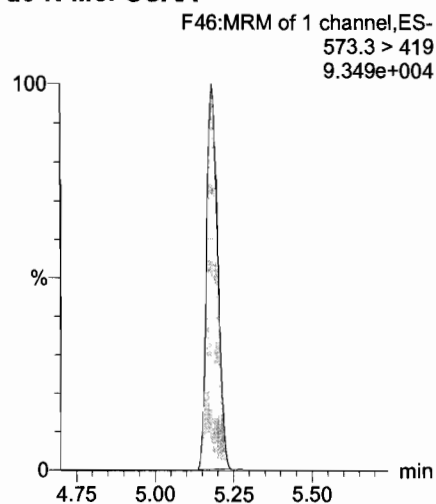
PFDaA



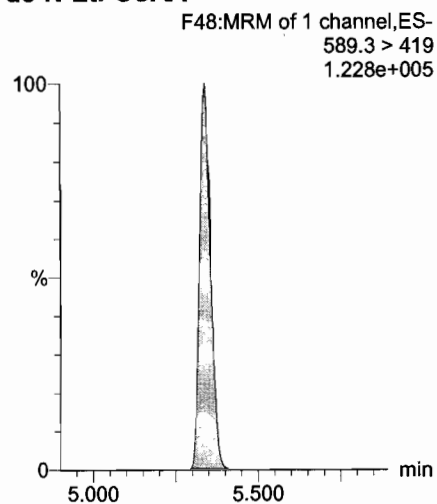
13C2-PFUdA



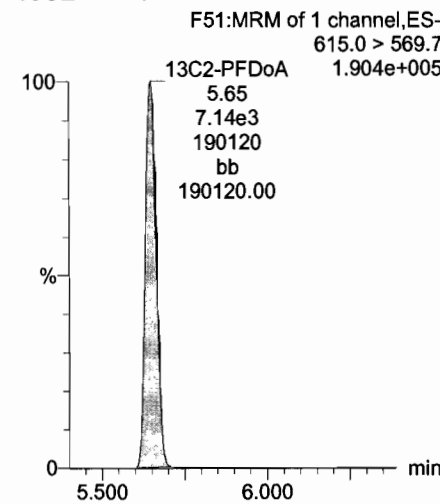
d3-N-MeFOSAA



d5-N-EtFOSAA



13C2-PFDaA

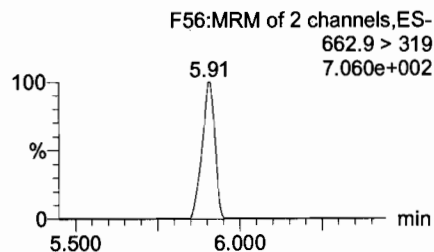
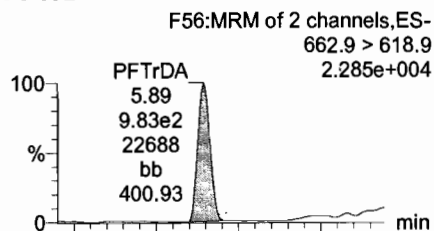


Dataset: U:\Q4.PRO\results\180111M1\180111M1-crv.qld

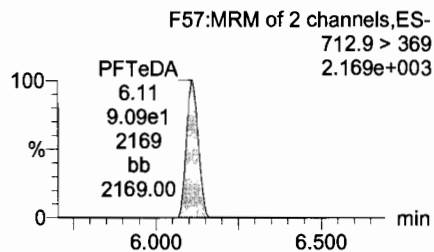
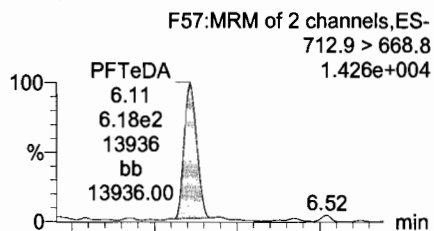
Last Altered: Saturday, January 13, 2018 12:08:57 Pacific Standard Time
Printed: Saturday, January 13, 2018 12:14:26 Pacific Standard Time

Name: 180111M1_4, Date: 11-Jan-2018, Time: 23:54:57, ID: ST170111M1-3 PFC CS0 17L1406, Description: PFC CS0 17L1406

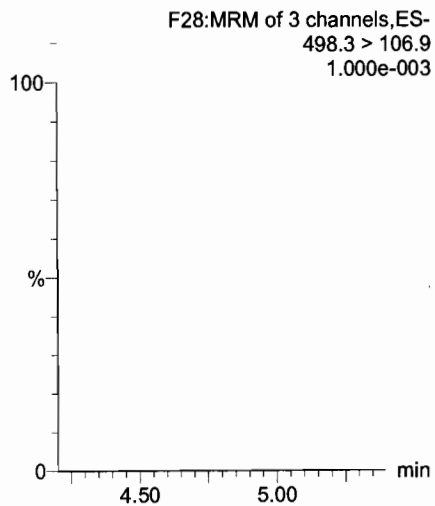
PFTrDA



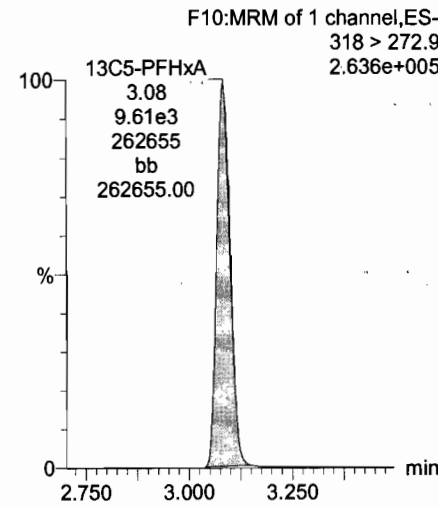
PFTeDA



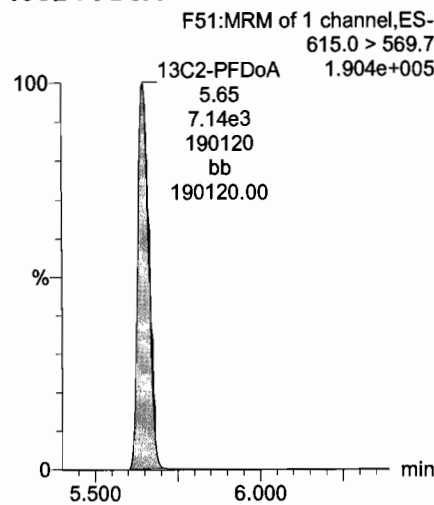
TCDA



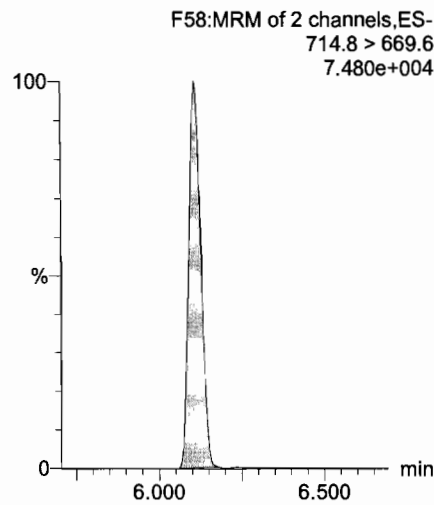
13C5-PFHxA



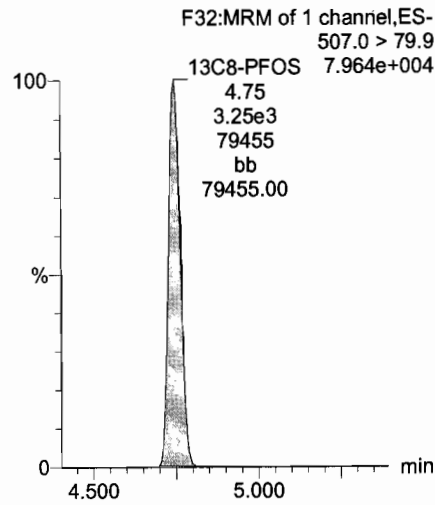
13C2-PFDoA



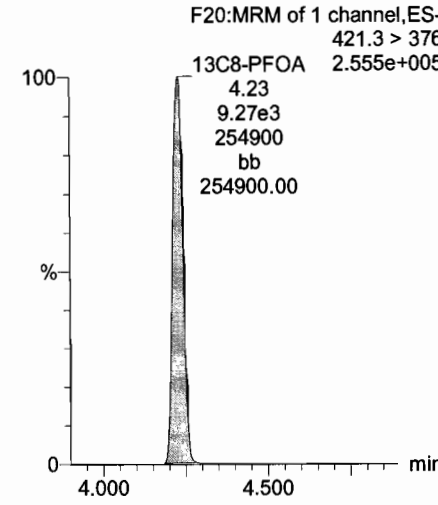
13C2-PFTeDA



13C8-PFOS



13C8-PFOA



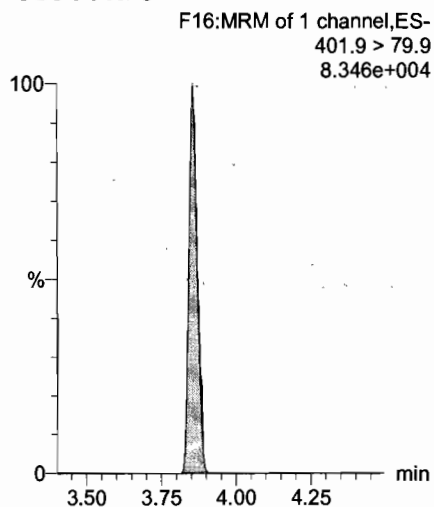
Dataset: U:\Q4.PRO\results\180111M1\180111M1-crv.qld

Last Altered: Saturday, January 13, 2018 12:08:57 Pacific Standard Time

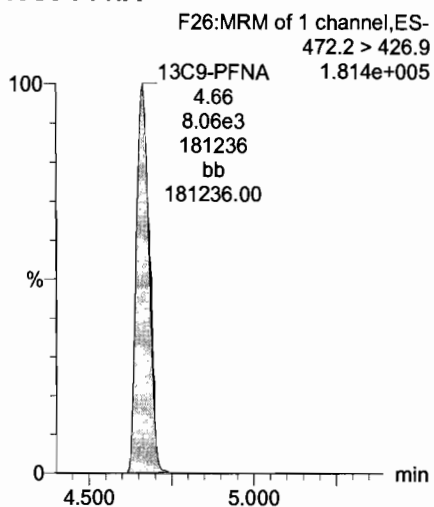
Printed: Saturday, January 13, 2018 12:14:26 Pacific Standard Time

Name: 180111M1_4, Date: 11-Jan-2018, Time: 23:54:57, ID: ST170111M1-3 PFC CS0 17L1406, Description: PFC CS0 17L1406

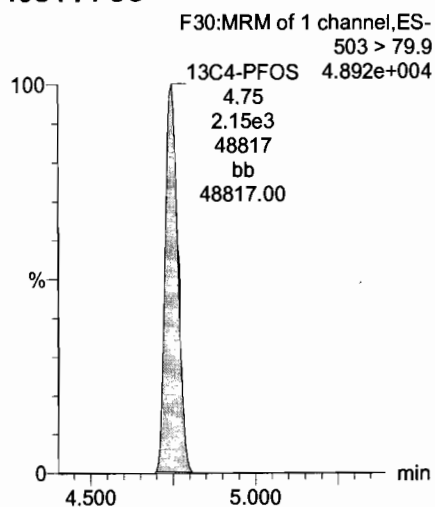
13C3-PFHxS



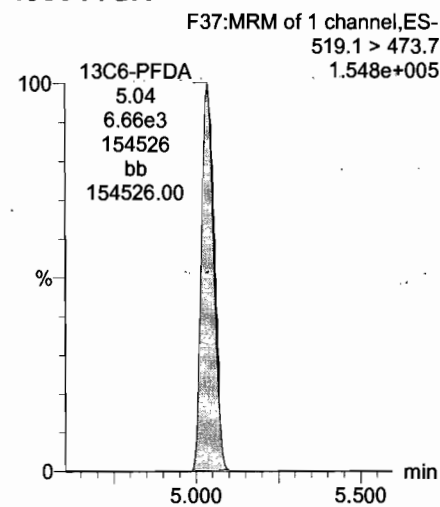
13C9-PFNA



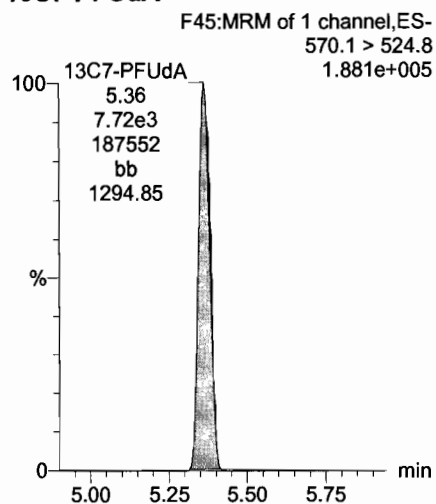
13C4-PFOS



13C6-PFDA



13C7-PFUdA



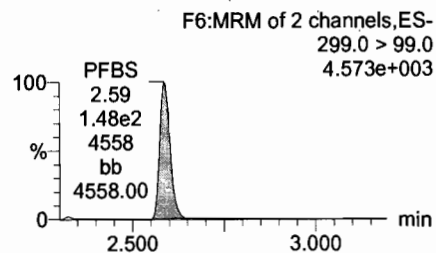
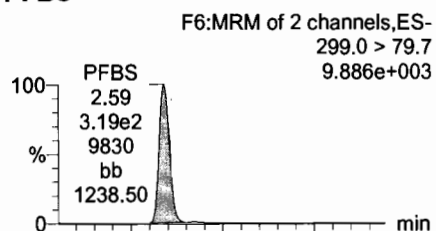
Dataset: U:\Q4.PRO\results\180111M1\180111M1-crv.qld

Last Altered: Saturday, January 13, 2018 12:08:57 Pacific Standard Time

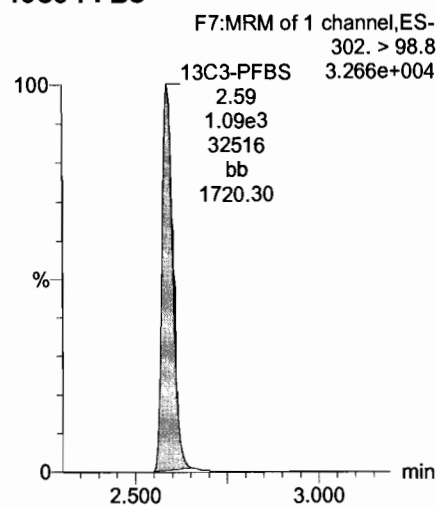
Printed: Saturday, January 13, 2018 12:14:26 Pacific Standard Time

Name: 180111M1_5, Date: 12-Jan-2018, Time: 00:06:08, ID: ST170111M1-4 PFC CS1 17L1407, Description: PFC CS1 17L1407

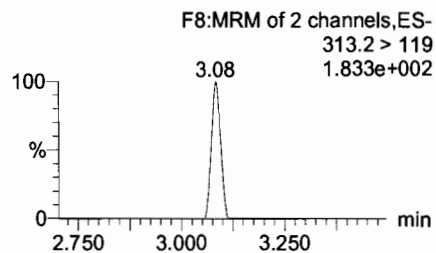
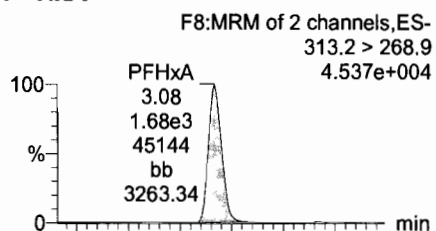
PFBS



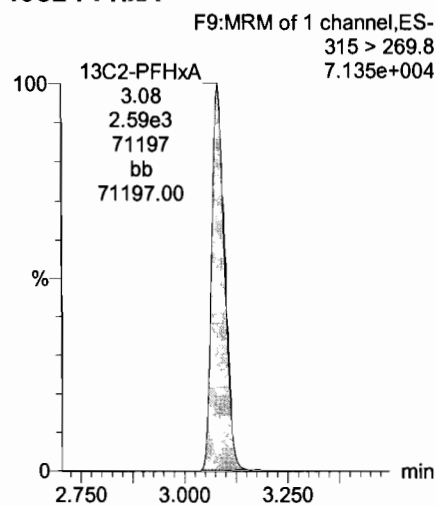
13C3-PFBS



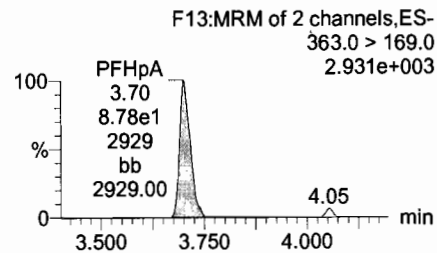
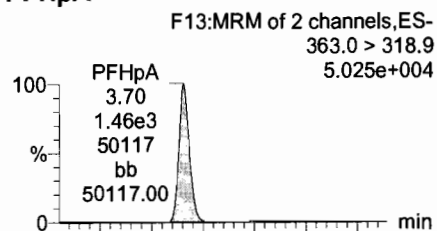
PFHxA



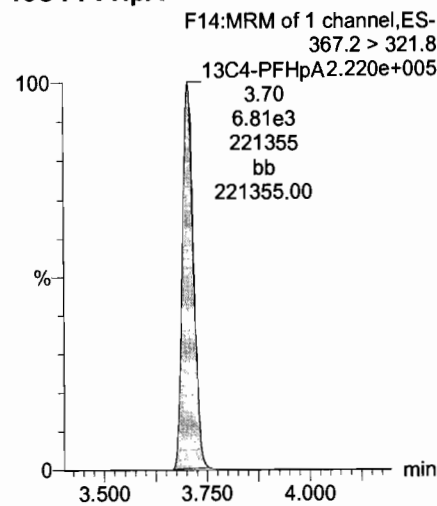
13C2-PFHxA



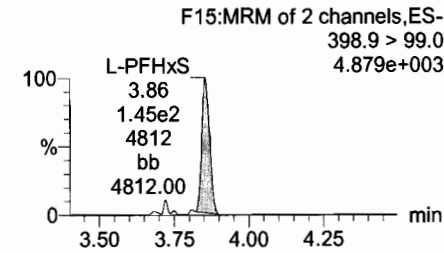
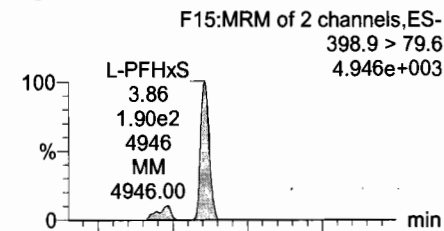
PFHpA



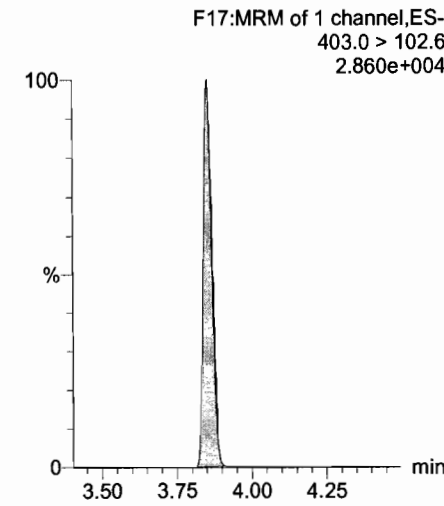
13C4-PFHpA



Total PFHxS



18O2-PFHxS



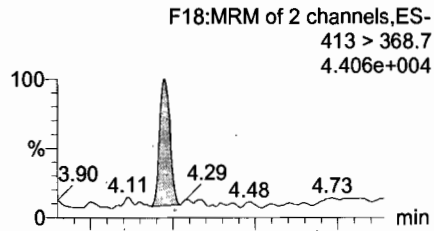
Dataset: U:\Q4.PRO\results\180111M1\180111M1-crv.qld

Last Altered: Saturday, January 13, 2018 12:08:57 Pacific Standard Time


Printed: Saturday, January 13, 2018 12:14:26 Pacific Standard Time

Name: 180111M1_5, Date: 12-Jan-2018, Time: 00:06:08, ID: ST170111M1-4 PFC CS1 17L1407, Description: PFC CS1 17L1407

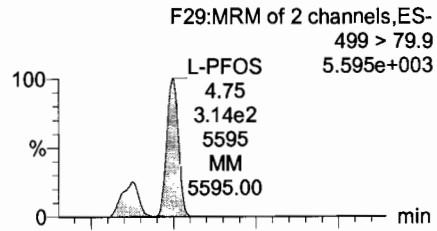
Total PFOA



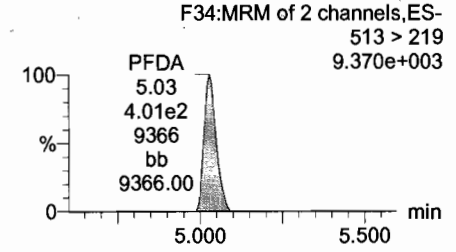
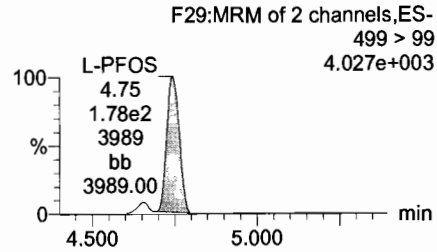
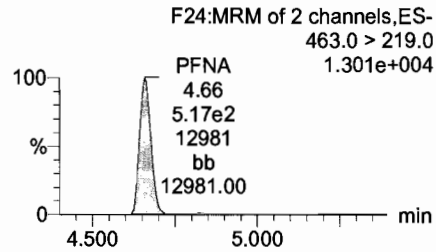
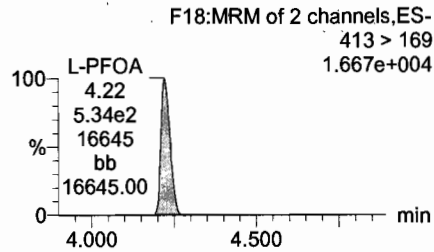
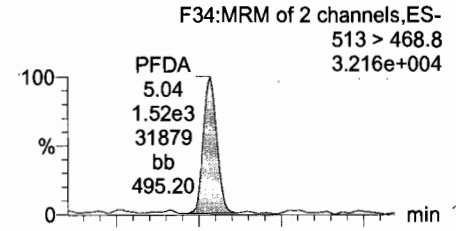
PFNA



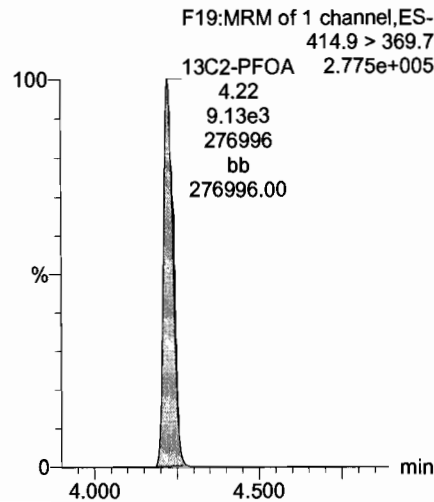
Total PFOS



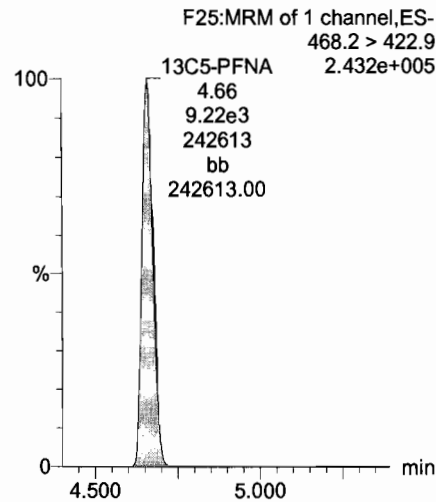
PFDA



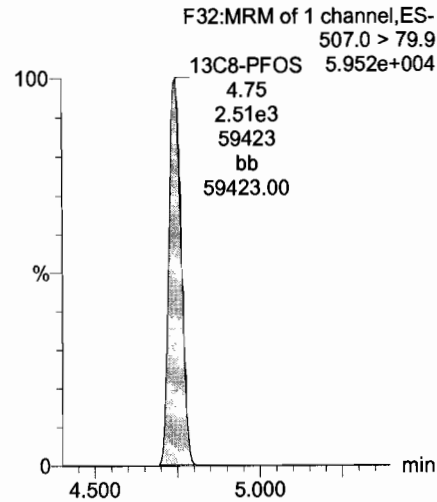
13C2-PFOA



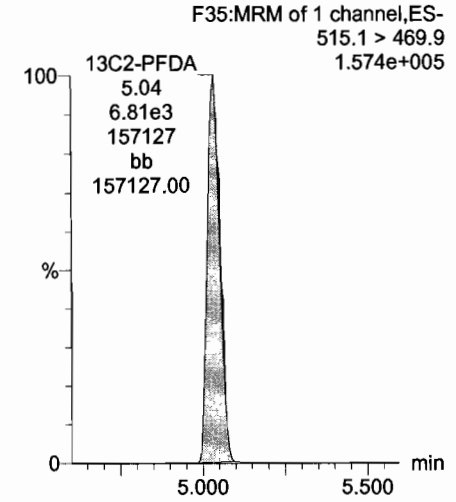
13C5-PFNA



13C8-PFOS



13C2-PFDA



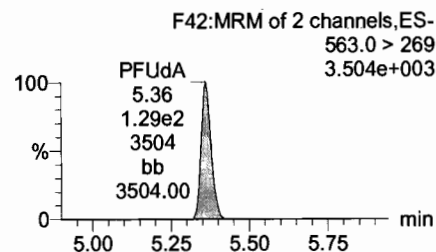
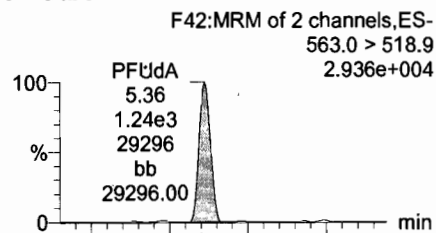
Dataset: U:\Q4.PRO\results\180111M1\180111M1-crv.qld

Last Altered: Saturday, January 13, 2018 12:08:57 Pacific Standard Time

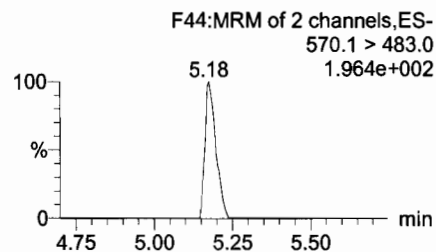
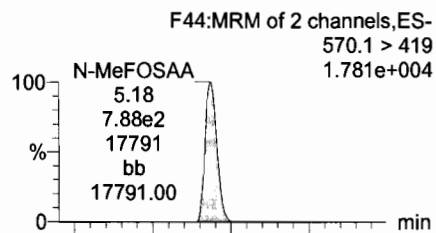
Printed: Saturday, January 13, 2018 12:14:26 Pacific Standard Time

Name: 180111M1_5, Date: 12-Jan-2018, Time: 00:06:08, ID: ST170111M1-4 PFC CS1 17L1407, Description: PFC CS1 17L1407

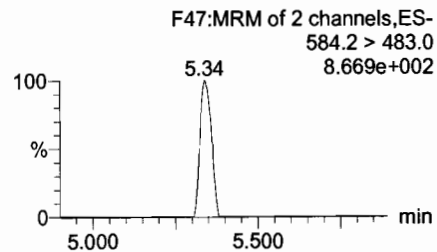
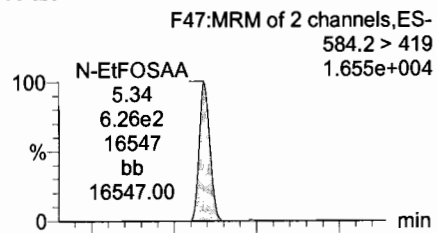
PFUdA



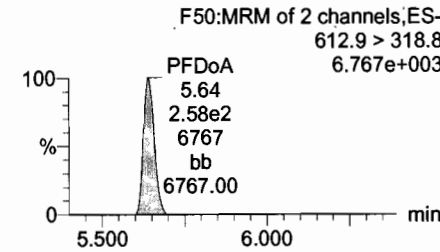
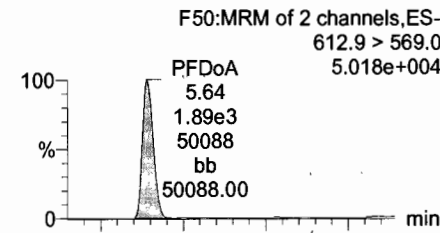
N-MeFOSAA



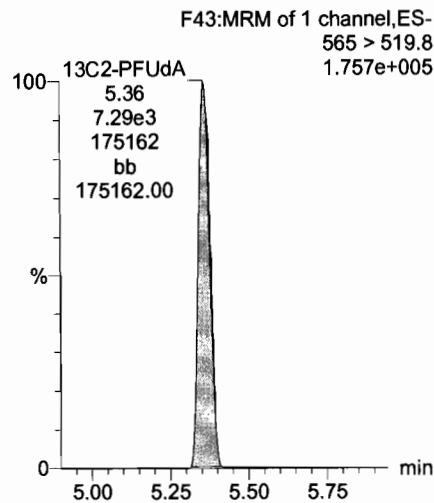
N-EtFOSAA



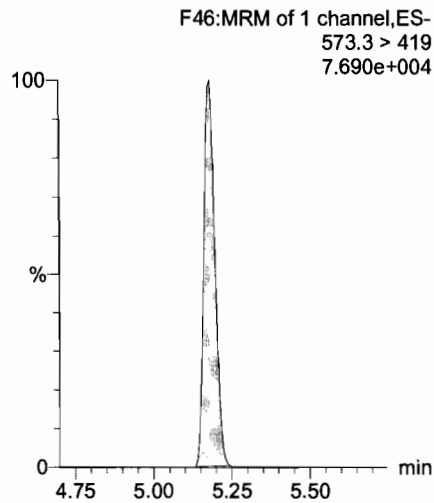
PFDaA



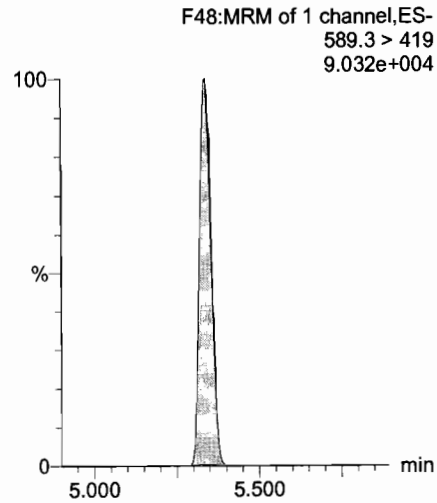
13C2-PFUdA



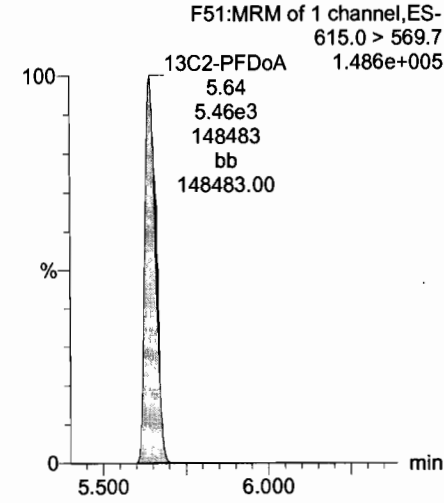
d3-N-MeFOSAA



d5-N-EtFOSAA



13C2-PFDaA



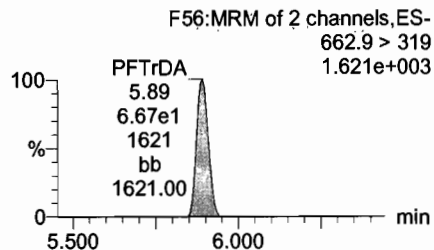
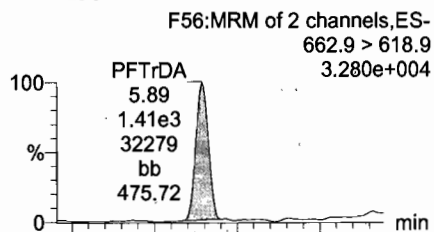
Dataset: U:\Q4.PRO\results\180111M1\180111M1-crv.qld

Last Altered: Saturday, January 13, 2018 12:08:57 Pacific Standard Time

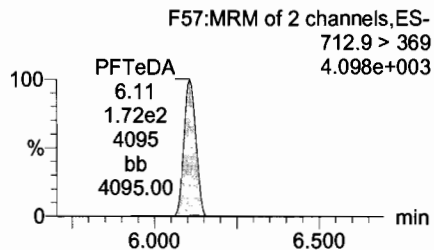
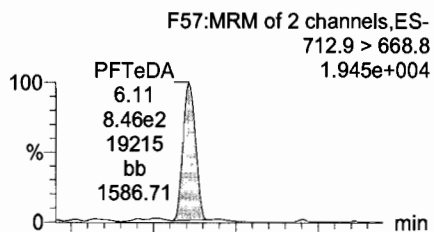
Printed: Saturday, January 13, 2018 12:14:26 Pacific Standard Time

Name: 180111M1_5, Date: 12-Jan-2018, Time: 00:06:08, ID: ST170111M1-4 PFC CS1 17L1407, Description: PFC CS1 17L1407

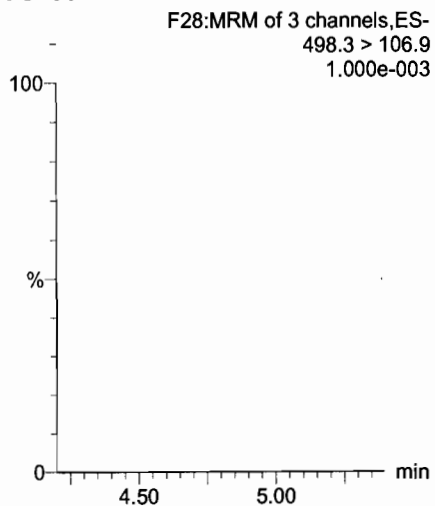
PFTTrDA



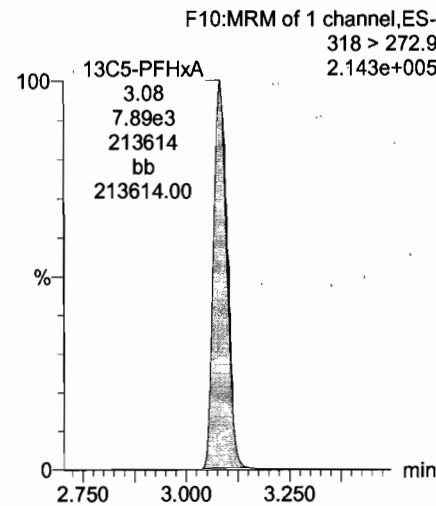
PFTTeDA



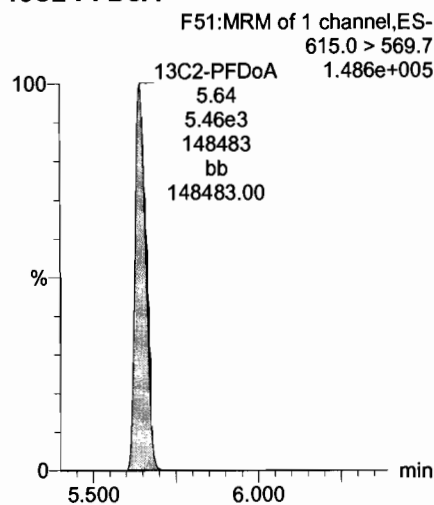
TCDA



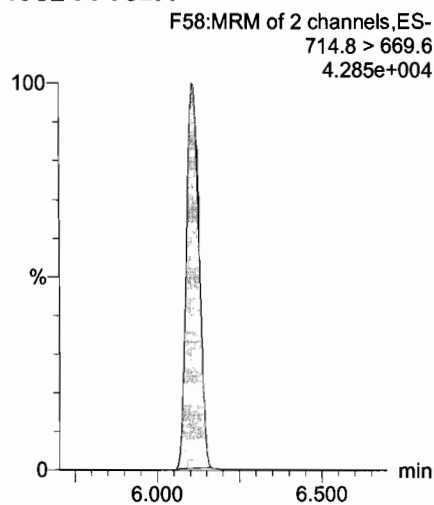
13C5-PFHxA



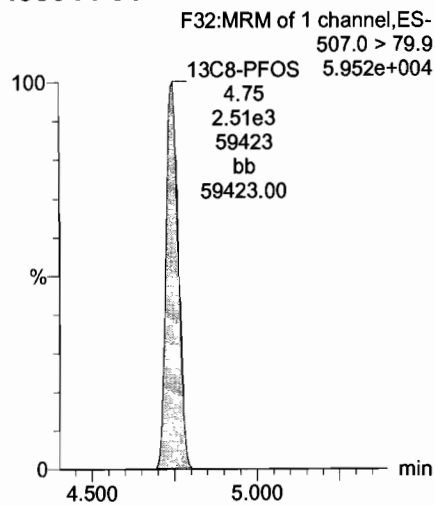
13C2-PFDoA



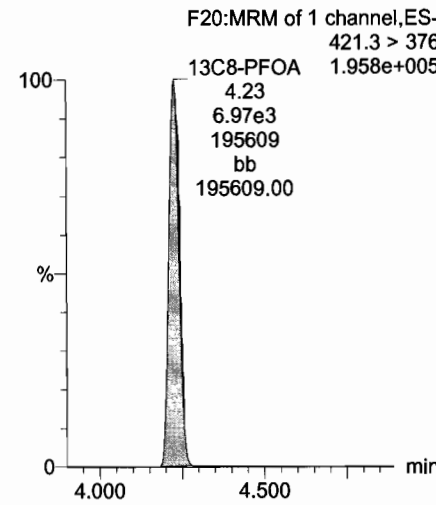
13C2-PFTeDA



13C8-PFOS



13C8-PFOA



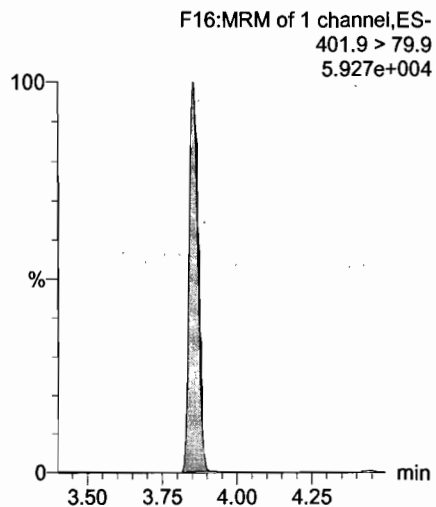
Dataset: U:\Q4.PRO\results\180111M1\180111M1-crv.qld

Last Altered: Saturday, January 13, 2018 12:08:57 Pacific Standard Time

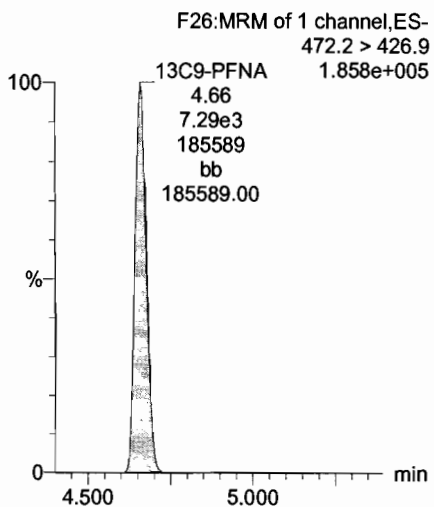
Printed: Saturday, January 13, 2018 12:14:26 Pacific Standard Time

Name: 180111M1_5, Date: 12-Jan-2018, Time: 00:06:08, ID: ST170111M1-4 PFC CS1 17L1407, Description: PFC CS1 17L1407

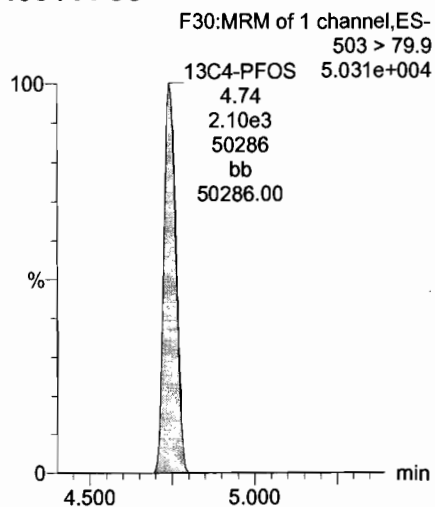
13C3-PFHxS



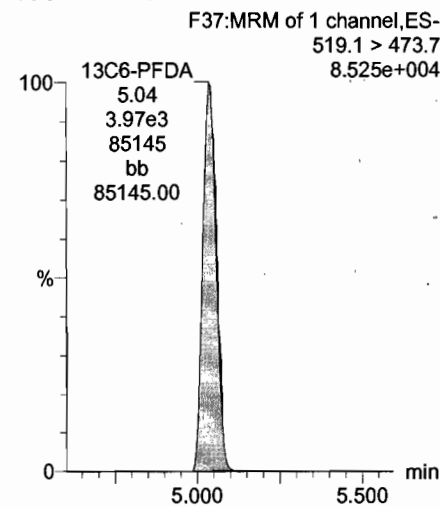
13C9-PFNA



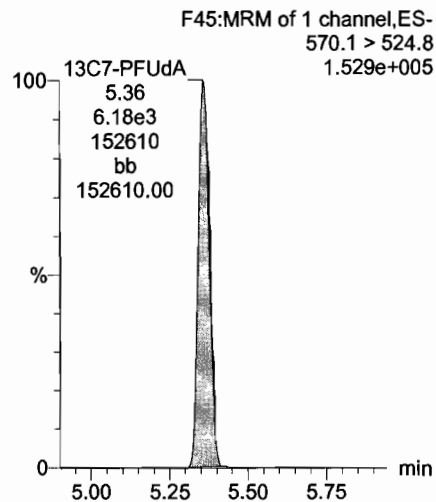
13C4-PFOS



13C6-PFDA



13C7-PFUdA

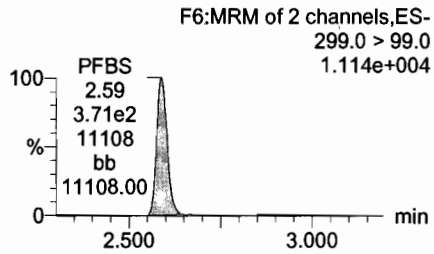
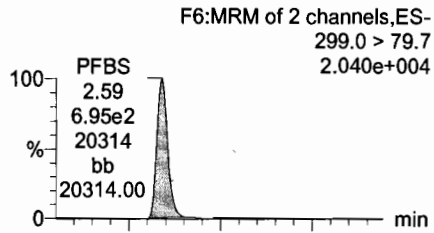


Dataset: U:\Q4.PRO\results\180111M1\180111M1-crv.qld

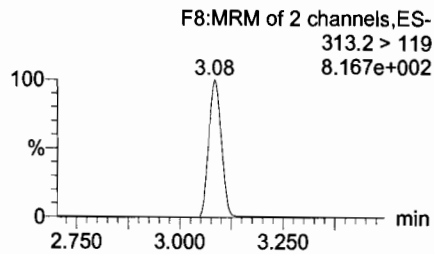
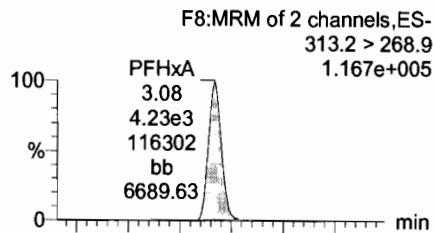
Last Altered: Saturday, January 13, 2018 12:08:57 Pacific Standard Time
Printed: Saturday, January 13, 2018 12:14:26 Pacific Standard Time

Name: 180111M1_6, Date: 12-Jan-2018, Time: 00:17:18, ID: ST170111M1-5 PFC CS2 17L1408, Description: PFC CS2 17L1408

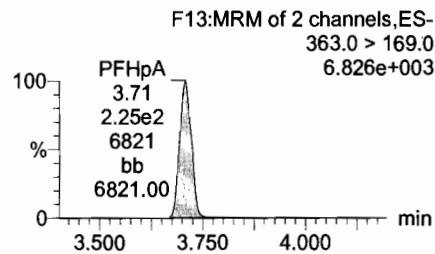
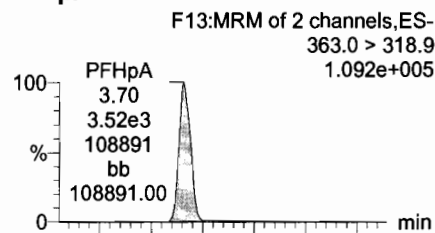
PFBS



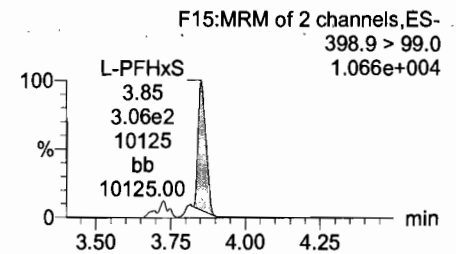
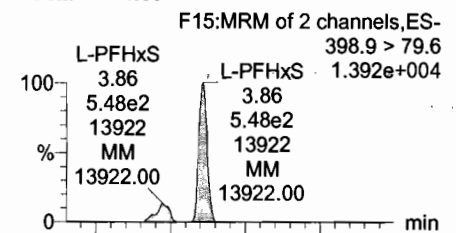
PFHxA



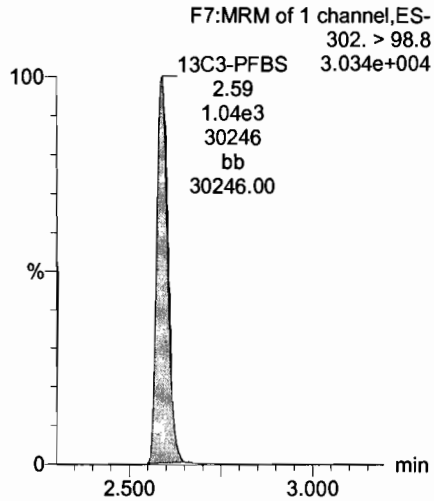
PFHpA



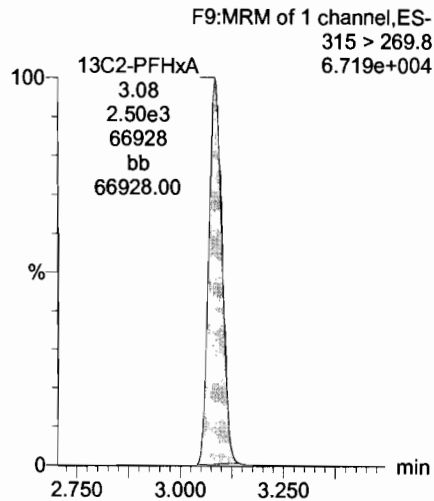
Total PFHxS



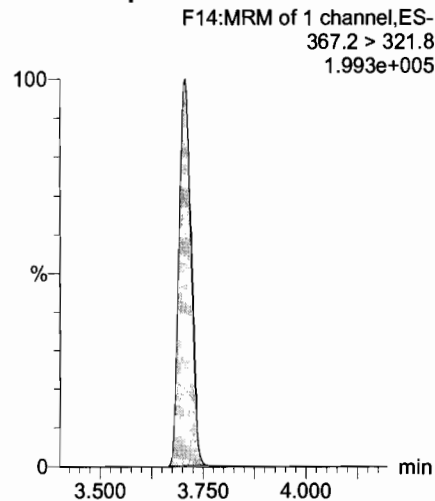
13C3-PFBS



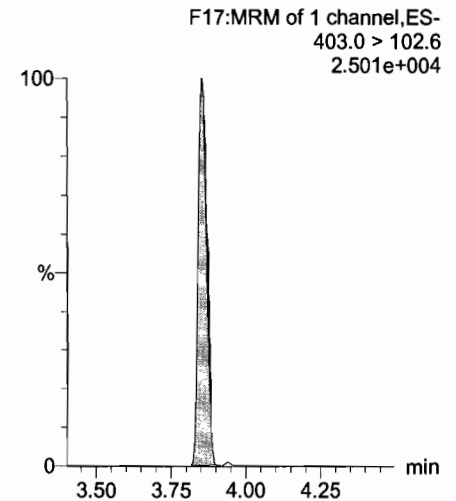
13C2-PFHxA



13C4-PFHpA



18O2-PFHxS



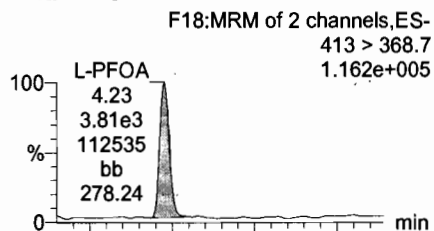
Dataset: U:\Q4.PRO\results\180111M1\180111M1-crv.qld

Last Altered: Saturday, January 13, 2018 12:08:57 Pacific Standard Time

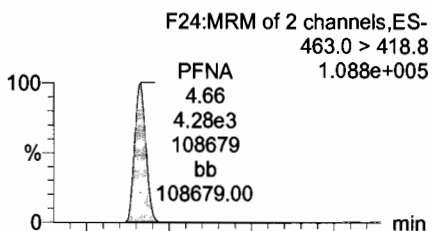
Printed: Saturday, January 13, 2018 12:14:26 Pacific Standard Time

Name: 180111M1_6, Date: 12-Jan-2018, Time: 00:17:18, ID: ST170111M1-5 PFC CS2 17L1408, Description: PFC CS2 17L1408

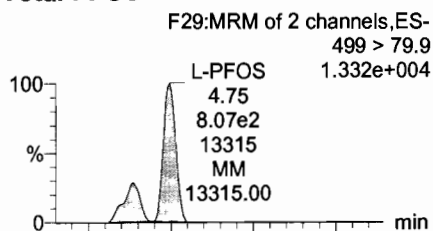
Total PFOA



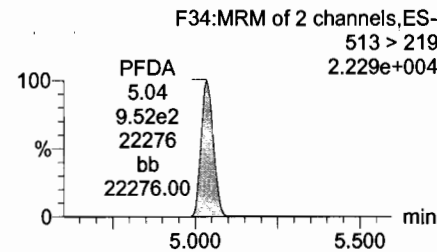
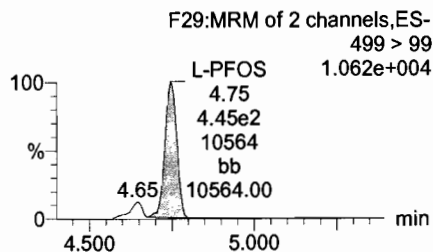
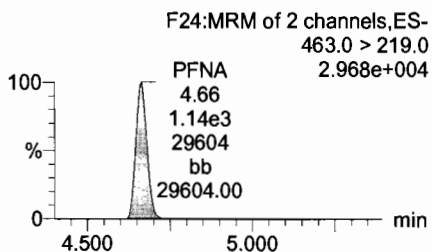
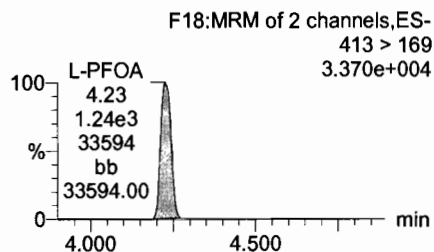
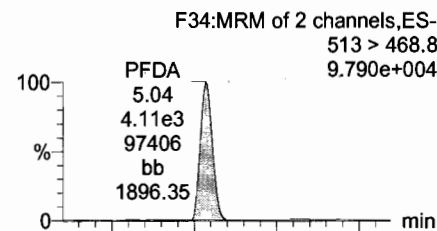
PFNA



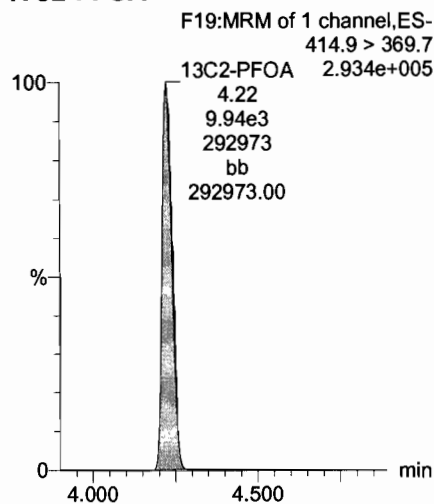
Total PFOS



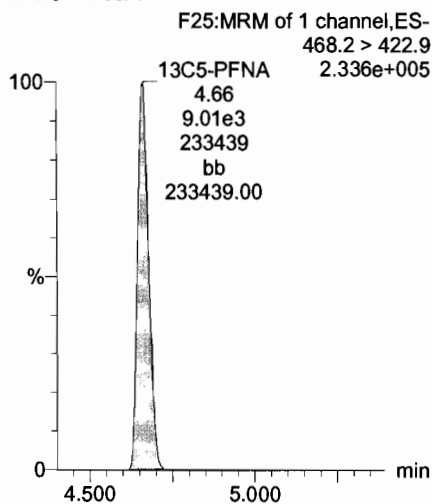
PFDA



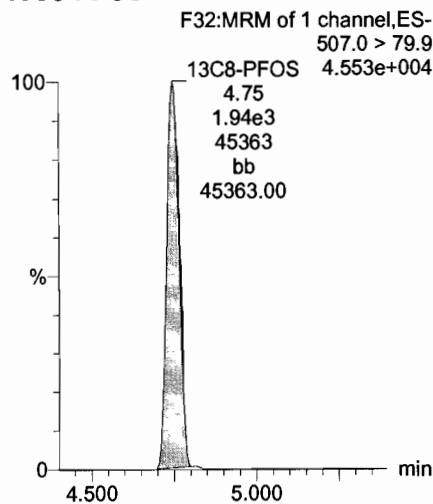
13C2-PFOA



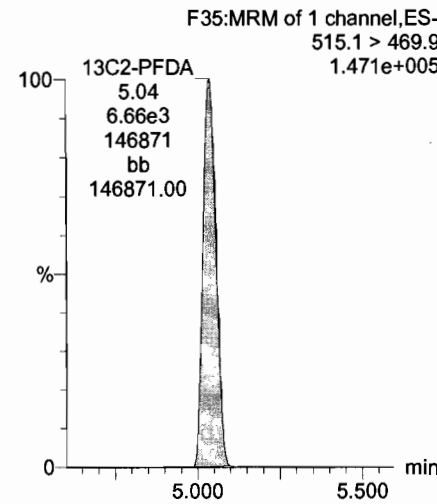
13C5-PFNA



13C8-PFOS



13C2-PFDA



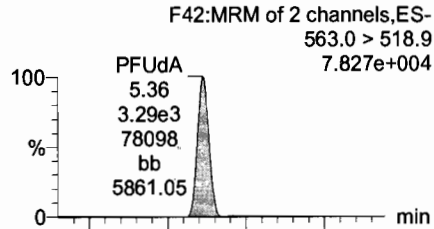
Dataset: U:\Q4.PRO\results\180111M1\180111M1-crv.qld

Last Altered: Saturday, January 13, 2018 12:08:57 Pacific Standard Time

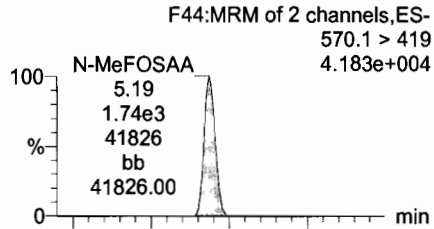
Printed: Saturday, January 13, 2018 12:14:26 Pacific Standard Time

Name: 180111M1_6, Date: 12-Jan-2018, Time: 00:17:18, ID: ST170111M1-5 PFC CS2 17L1408, Description: PFC CS2 17L1408

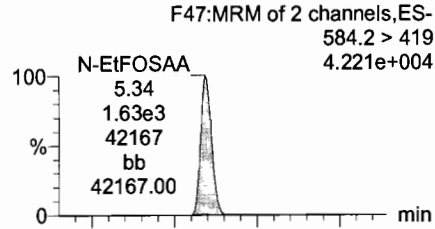
PFUdA



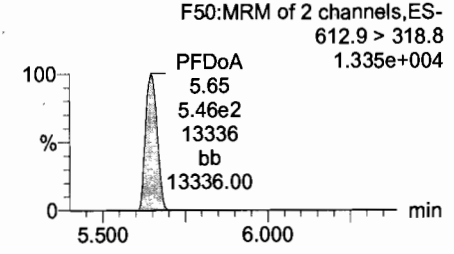
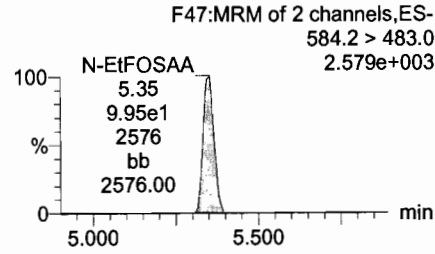
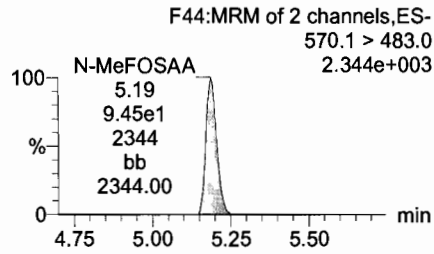
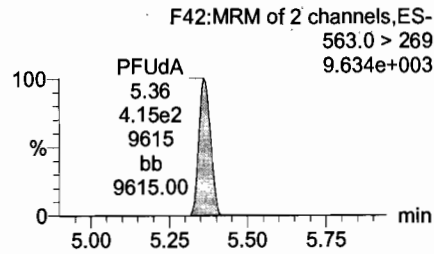
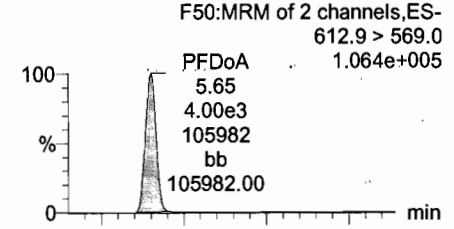
N-MeFOSAA



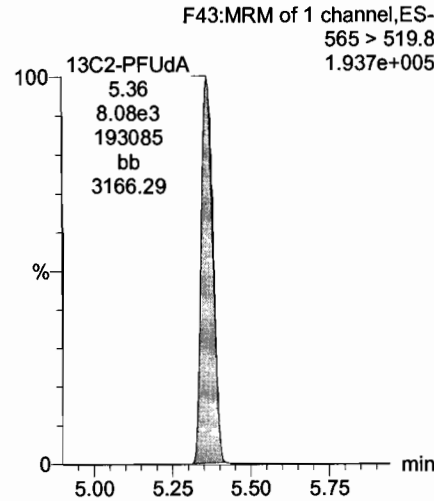
N-EtFOSAA



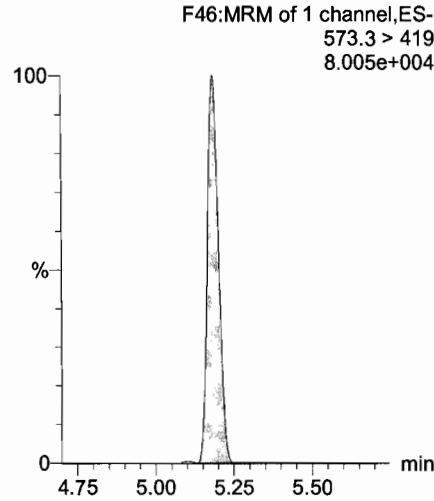
PFDaA



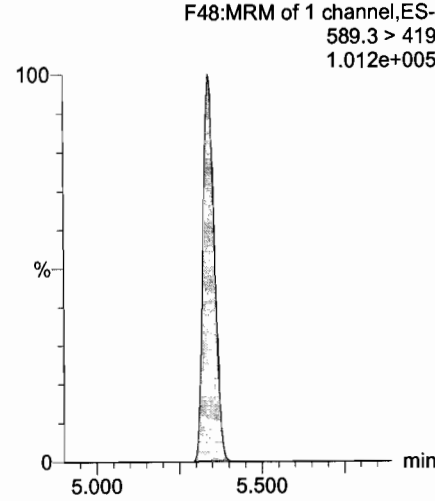
13C2-PFUdA



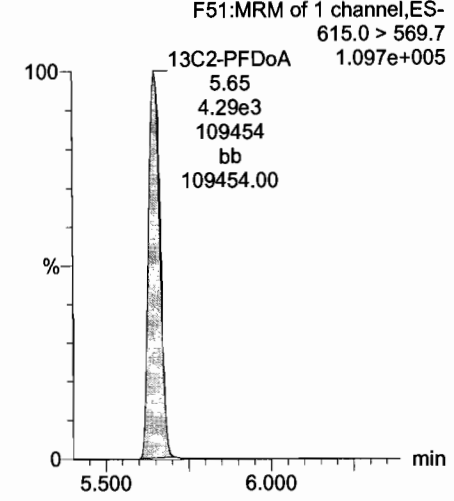
d3-N-MeFOSAA



d5-N-EtFOSAA



13C2-PFDaA



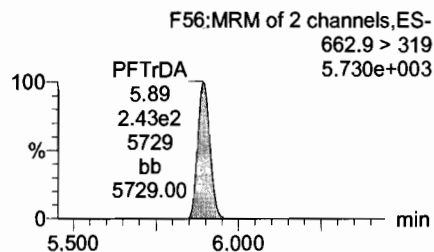
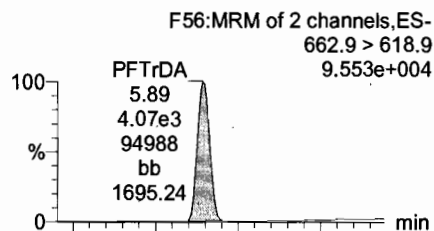
Dataset: U:\Q4.PRO\results\180111M1\180111M1-crv.qld

Last Altered: Saturday, January 13, 2018 12:08:57 Pacific Standard Time

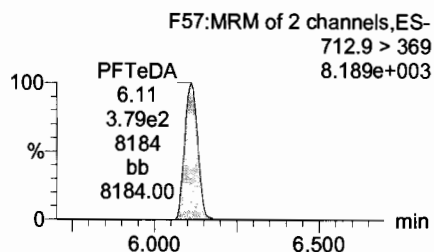
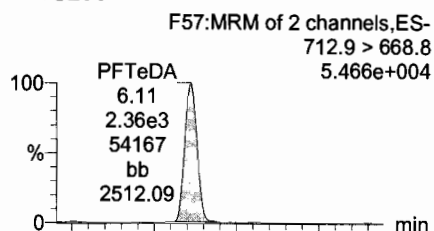
Printed: Saturday, January 13, 2018 12:14:26 Pacific Standard Time

Name: 180111M1_6, Date: 12-Jan-2018, Time: 00:17:18, ID: ST170111M1-5 PFC CS2 17L1408, Description: PFC CS2 17L1408

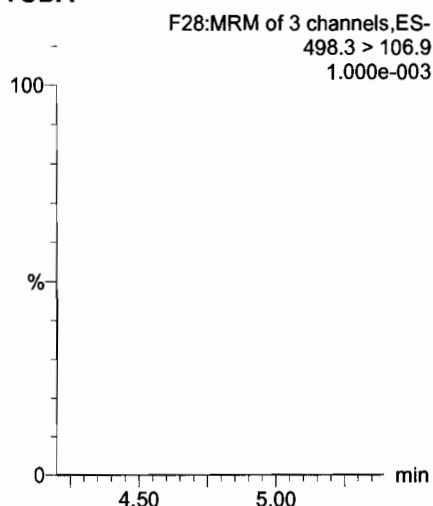
PFTrDA



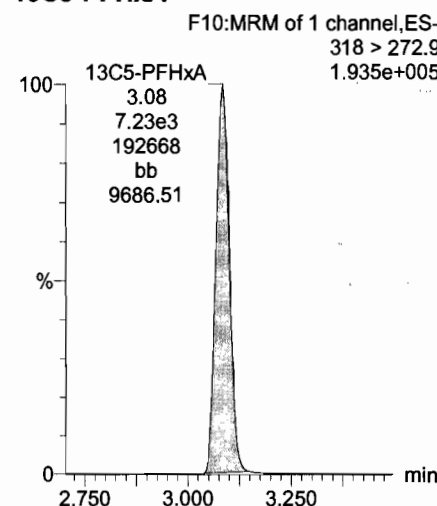
PFTeDA



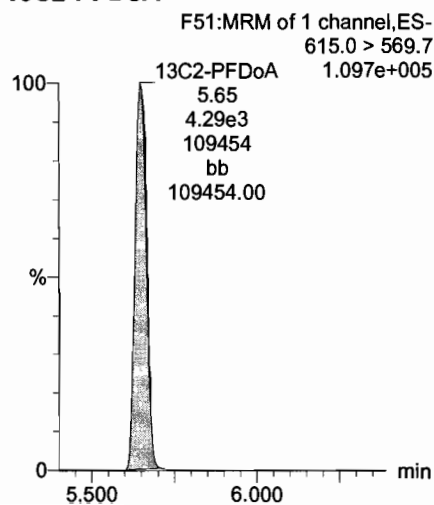
TCDA



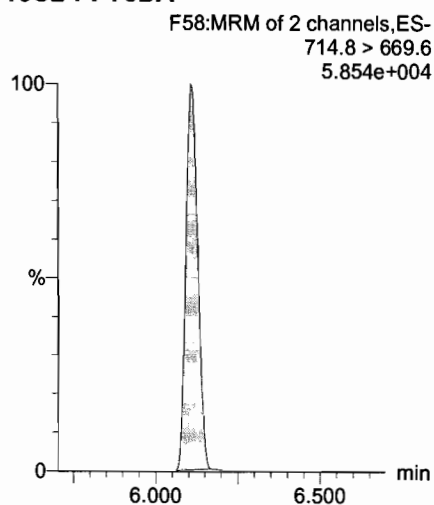
13C5-PFHxA



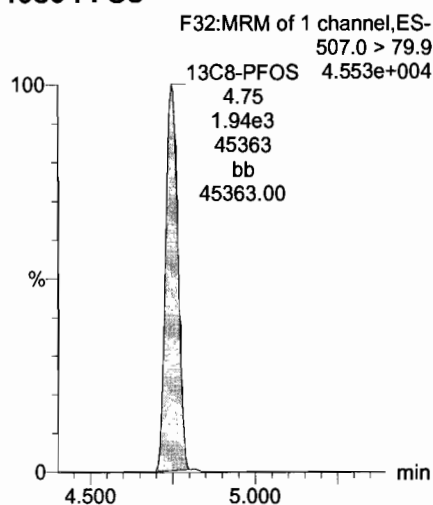
13C2-PFDoA



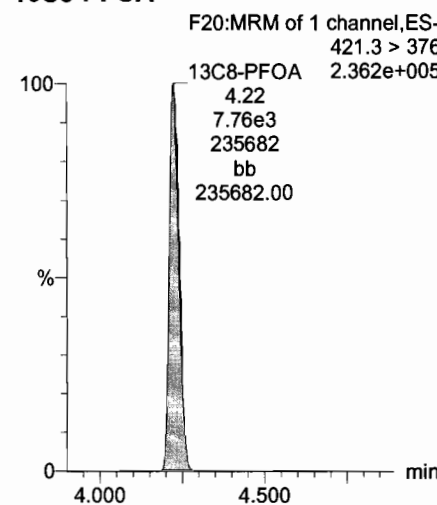
13C2-PFTeDA



13C8-PFOS



13C8-PFOA



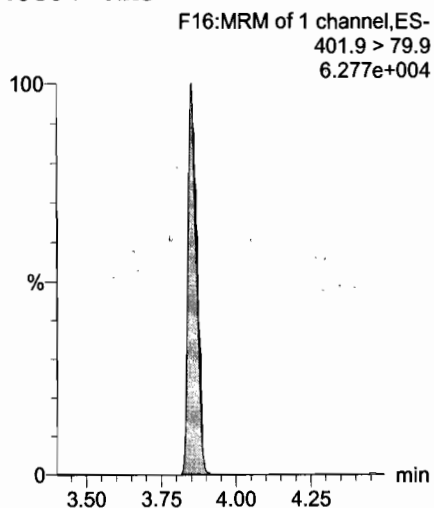
Dataset: U:\Q4.PRO\results\180111M1\180111M1-crv.qld

Last Altered: Saturday, January 13, 2018 12:08:57 Pacific Standard Time

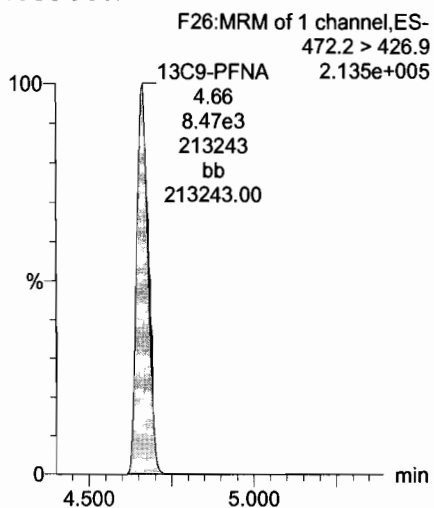
Printed: Saturday, January 13, 2018 12:14:26 Pacific Standard Time

Name: 180111M1_6, Date: 12-Jan-2018, Time: 00:17:18, ID: ST170111M1-5 PFC CS2 17L1408, Description: PFC CS2 17L1408

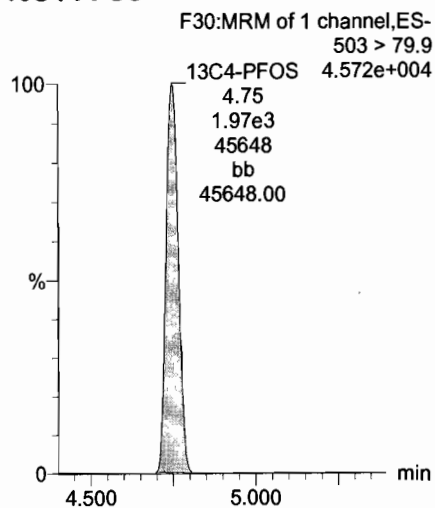
13C3-PFHxS



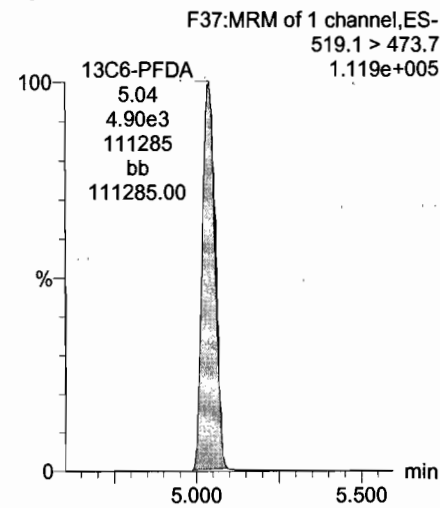
13C9-PFNA



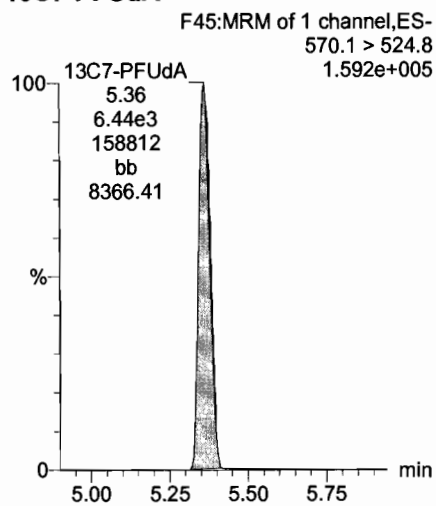
13C4-PFOS



13C6-PFDA



13C7-PFUdA



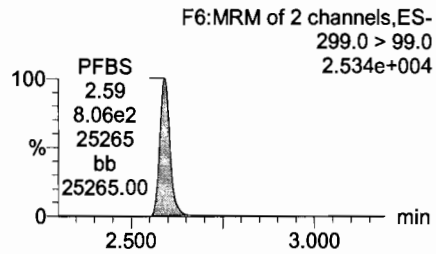
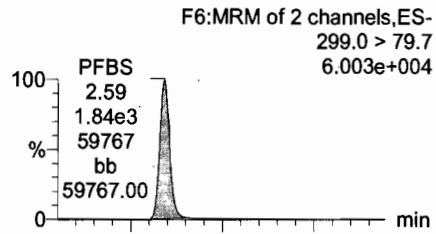
Dataset: U:\Q4.PRO\results\180111M1\180111M1-crv.qld

Last Altered: Saturday, January 13, 2018 12:08:57 Pacific Standard Time

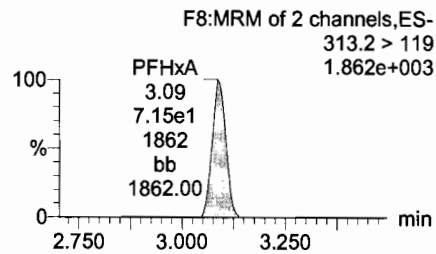
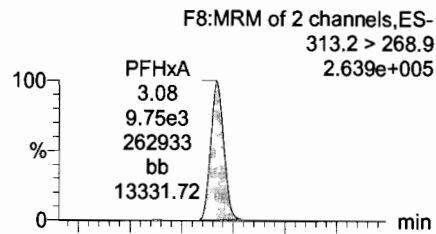
Printed: Saturday, January 13, 2018 12:14:26 Pacific Standard Time

Name: 180111M1_7, Date: 12-Jan-2018, Time: 00:28:29, ID: ST170111M1-6 PFC CS3 17L1409, Description: PFC CS3 17L1409

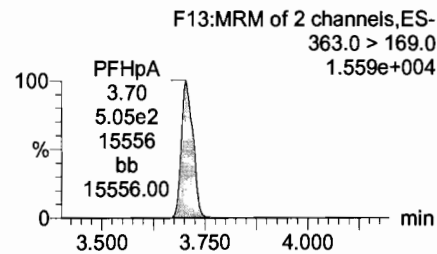
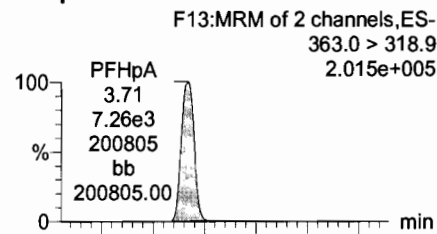
PFBS



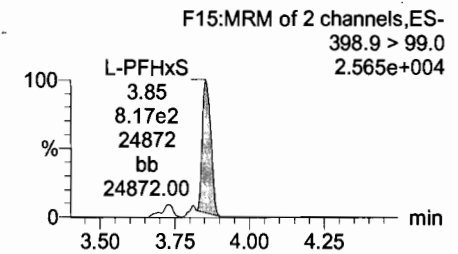
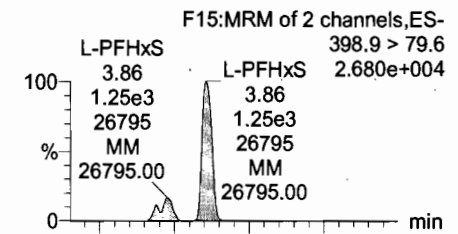
PFHxA



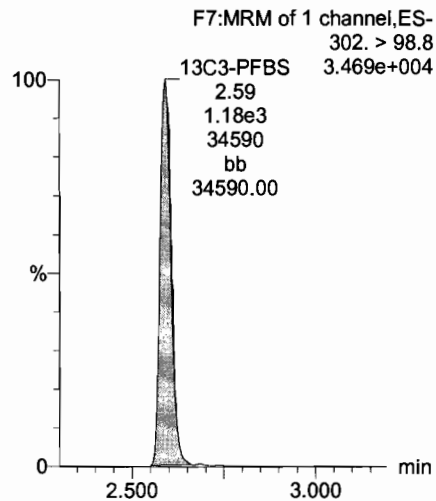
PFHpA



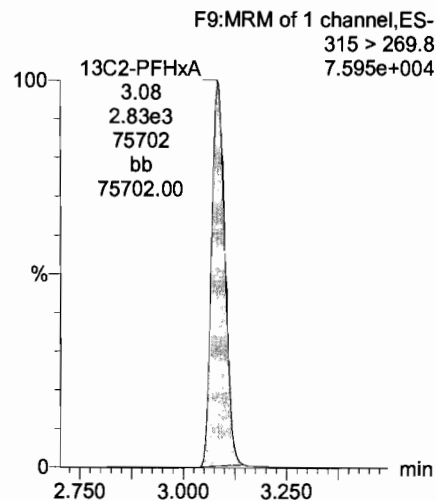
Total PFHxS



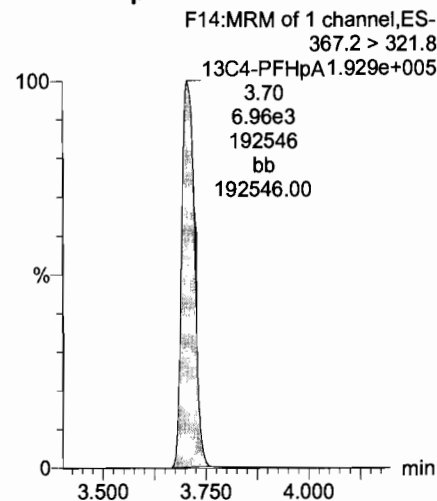
13C3-PFBS



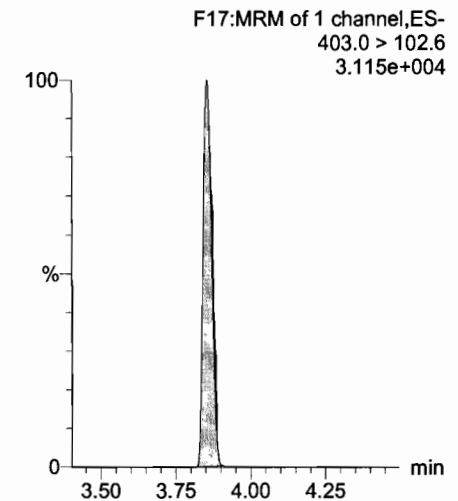
13C2-PFHxA



13C4-PFHpA



18O2-PFHxS

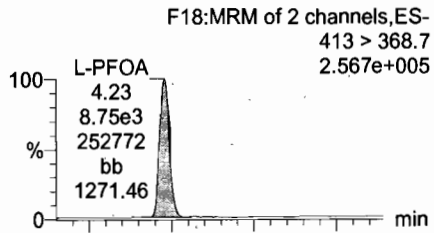


Dataset: U:\Q4.PRO\results\180111M1\180111M1-crv.qld

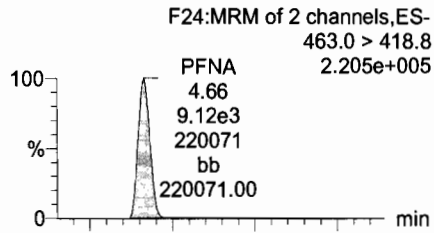
Last Altered: Saturday, January 13, 2018 12:08:57 Pacific Standard Time
Printed: Saturday, January 13, 2018 12:14:26 Pacific Standard Time

Name: 180111M1_7, Date: 12-Jan-2018, Time: 00:28:29, ID: ST170111M1-6 PFC CS3 17L1409, Description: PFC CS3 17L1409

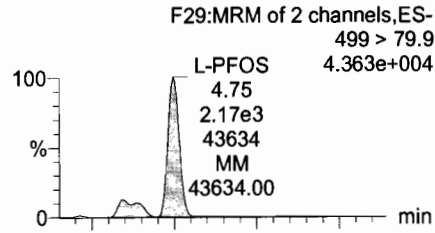
Total PFOA



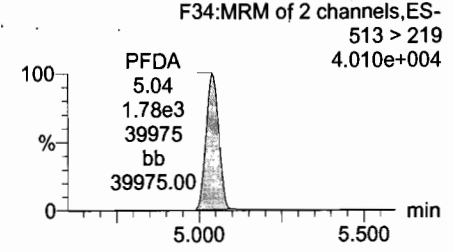
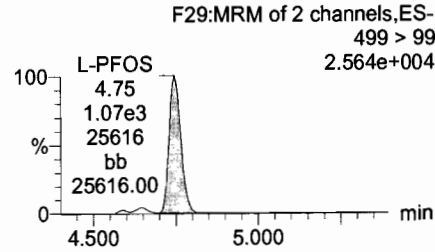
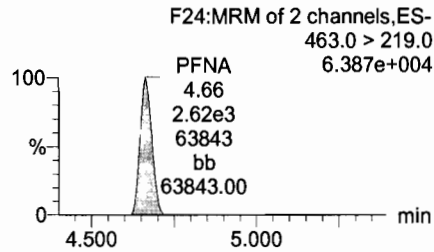
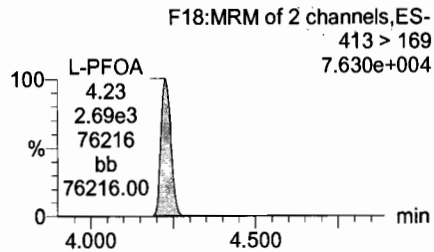
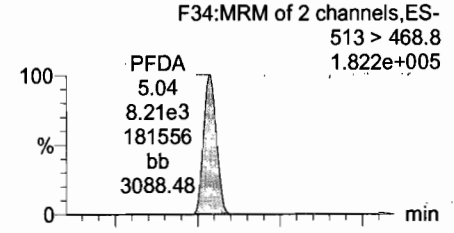
PFNA



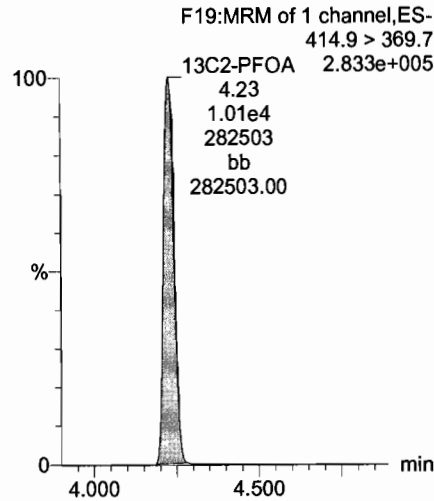
Total PFOS



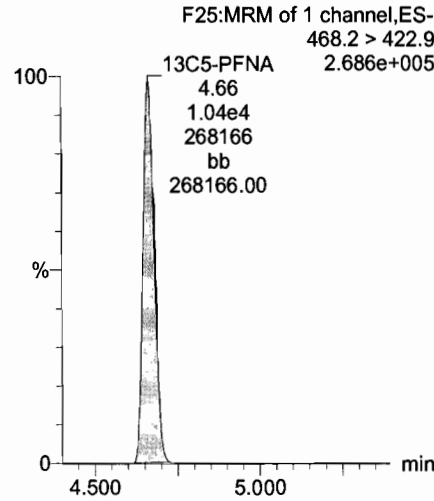
PFDA



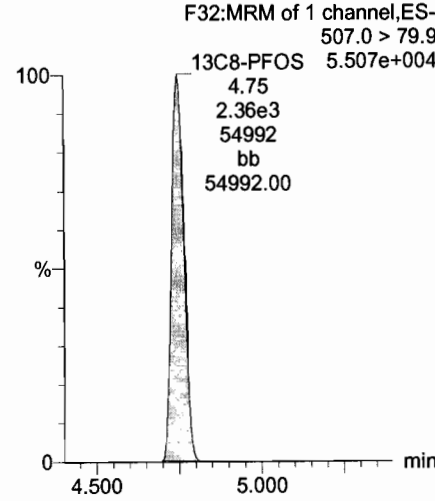
13C2-PFOA



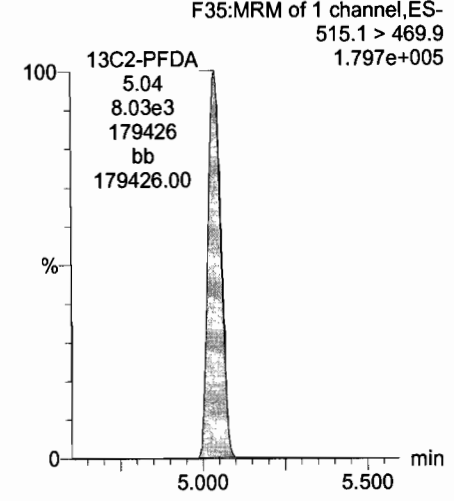
13C5-PFNA



13C8-PFOS



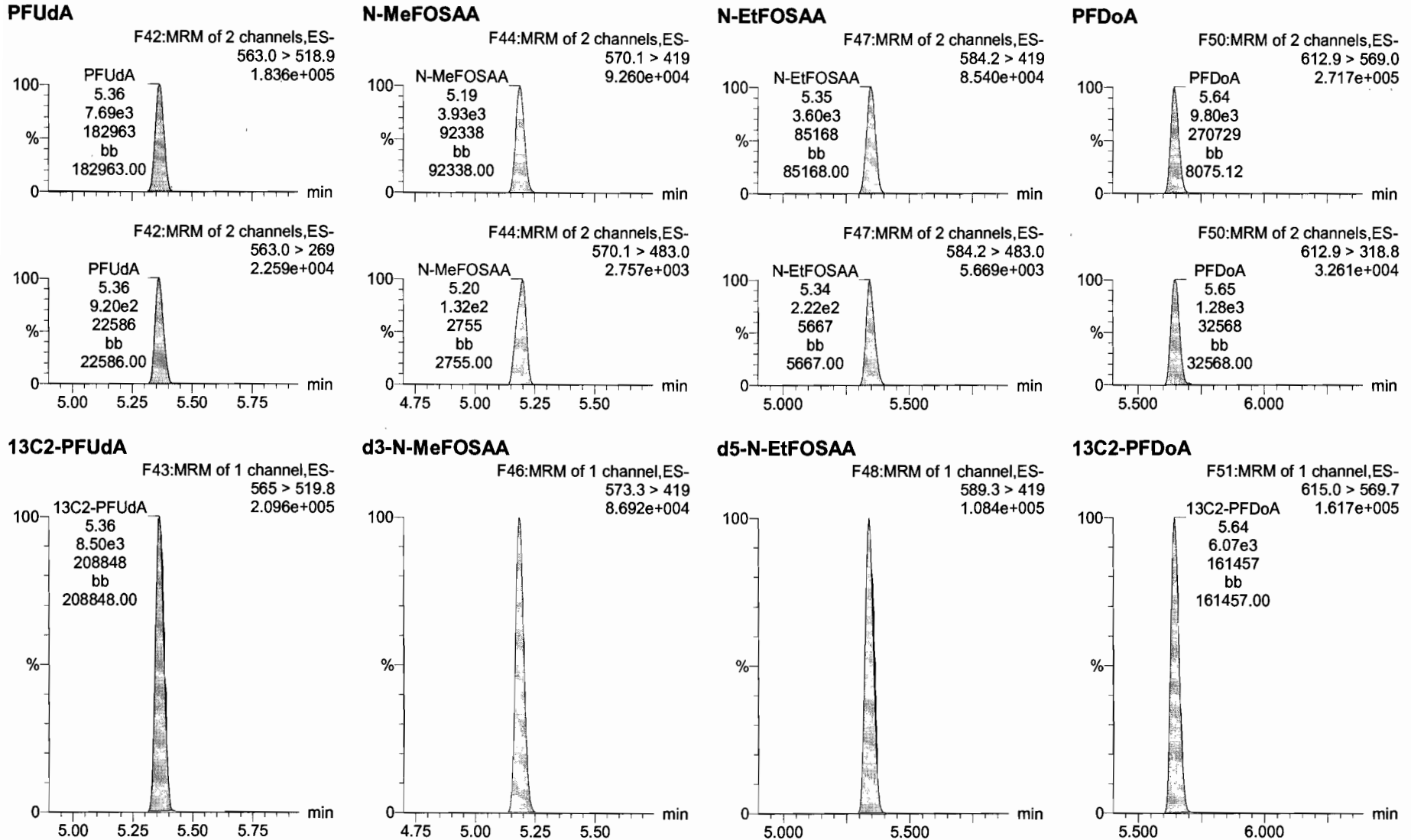
13C2-PFDA



Dataset: U:\Q4.PRO\results\180111M1\180111M1-crv.qld

Last Altered: Saturday, January 13, 2018 12:08:57 Pacific Standard Time
Printed: Saturday, January 13, 2018 12:14:26 Pacific Standard Time

Name: 180111M1_7, Date: 12-Jan-2018, Time: 00:28:29, ID: ST170111M1-6 PFC CS3 17L1409, Description: PFC CS3 17L1409



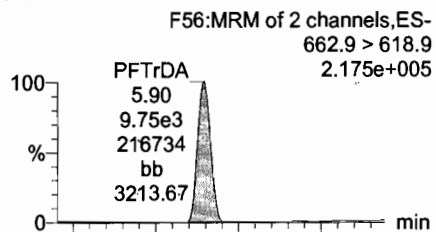
Dataset: U:\Q4.PRO\results\180111M1\180111M1-crv.qld

Last Altered: Saturday, January 13, 2018 12:08:57 Pacific Standard Time

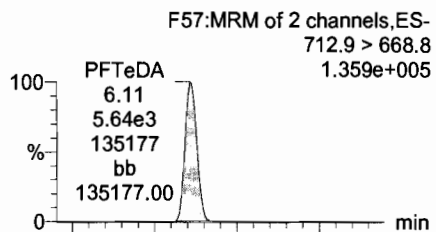
Printed: Saturday, January 13, 2018 12:14:26 Pacific Standard Time

Name: 180111M1_7, Date: 12-Jan-2018, Time: 00:28:29, ID: ST170111M1-6 PFC CS3 17L1409, Description: PFC CS3 17L1409

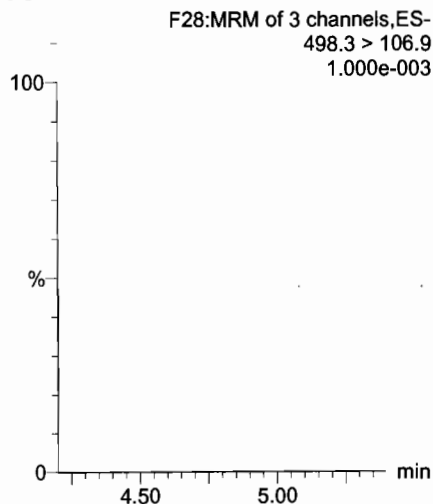
PFTrDA



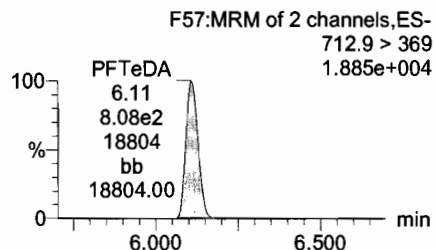
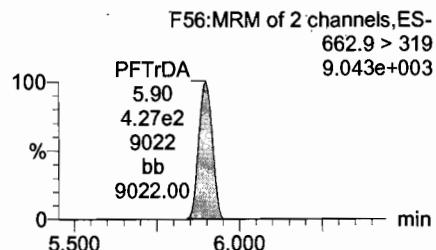
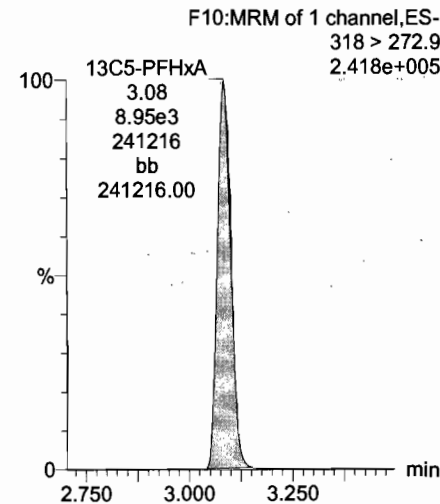
PFTeDA



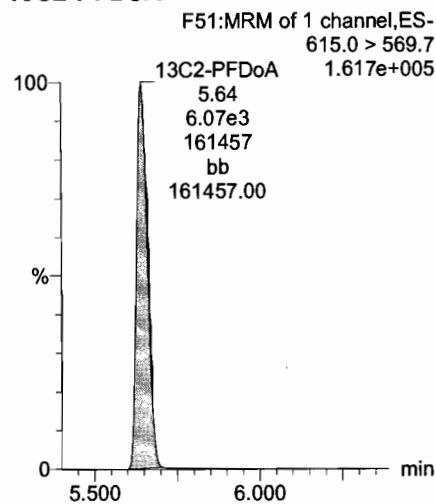
TCDA



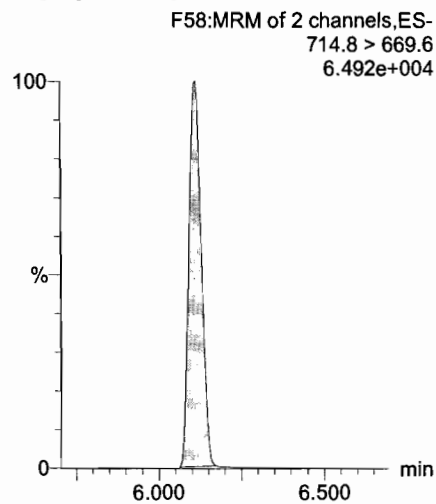
13C5-PFHxA



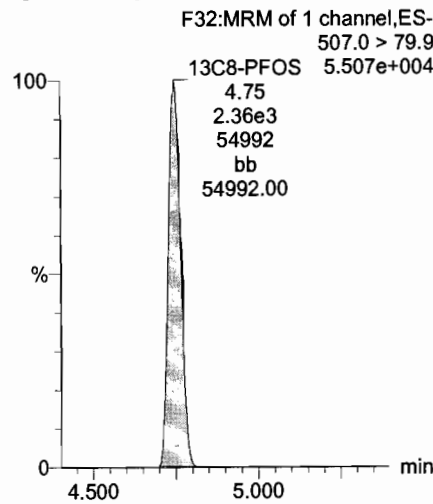
13C2-PFDoA



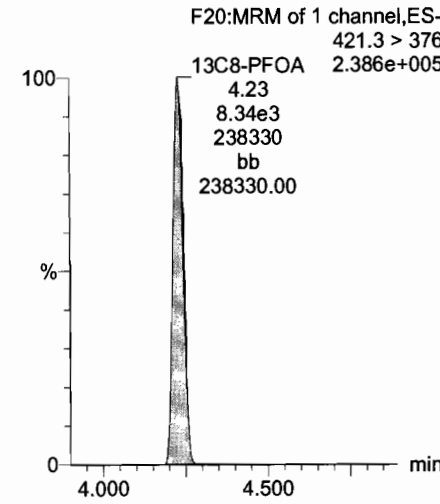
13C2-PFTeDA



13C8-PFOS



13C8-PFOA



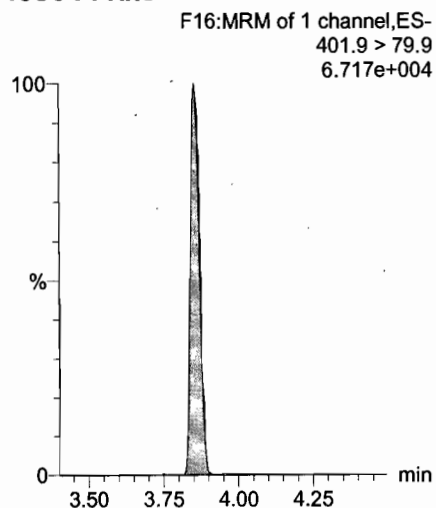
Dataset: U:\Q4.PRO\results\180111M1\180111M1-crv.qld

Last Altered: Saturday, January 13, 2018 12:08:57 Pacific Standard Time

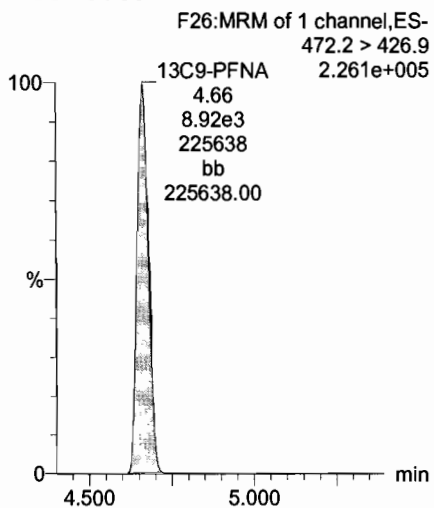
Printed: Saturday, January 13, 2018 12:14:26 Pacific Standard Time

Name: 180111M1_7, Date: 12-Jan-2018, Time: 00:28:29, ID: ST170111M1-6 PFC CS3 17L1409, Description: PFC CS3 17L1409

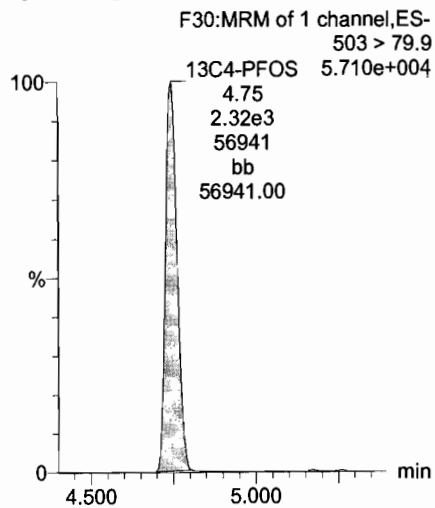
13C3-PFHxS



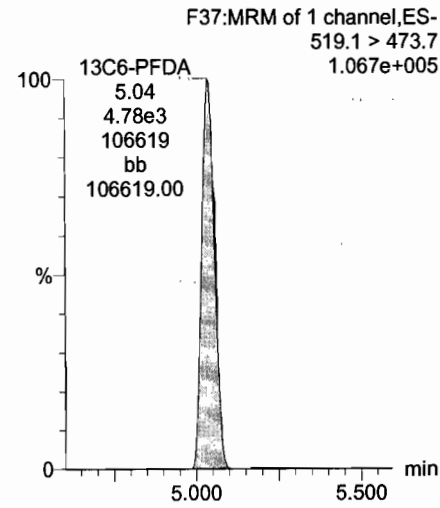
13C9-PFNA



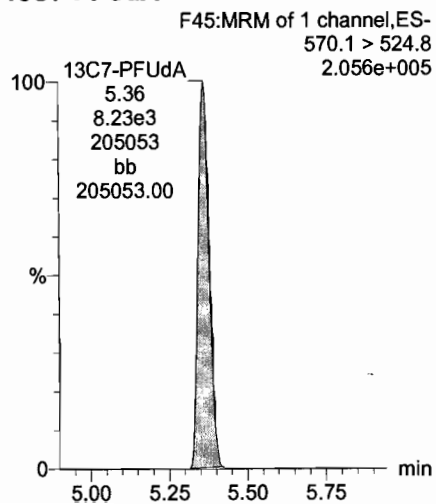
13C4-PFOS



13C6-PFDA



13C7-PFUdA



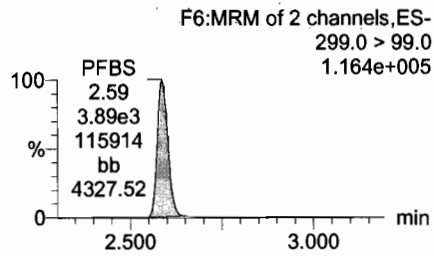
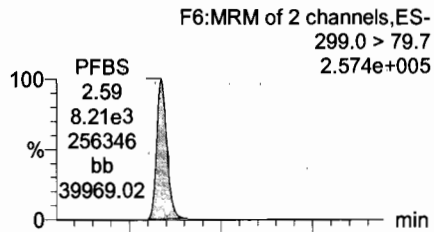
Dataset: U:\Q4.PRO\results\180111M1\180111M1-crv.qld

Last Altered: Saturday, January 13, 2018 12:08:57 Pacific Standard Time

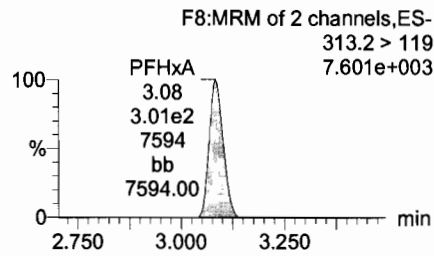
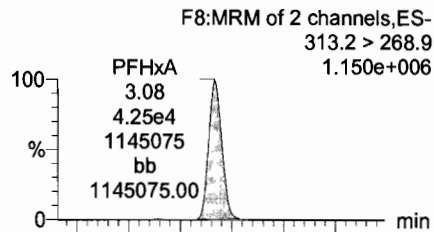
Printed: Saturday, January 13, 2018 12:14:26 Pacific Standard Time

Name: 180111M1_8, Date: 12-Jan-2018, Time: 00:39:42, ID: ST170111M1-7 PFC CS4 17L1410, Description: PFC CS4 17L1410

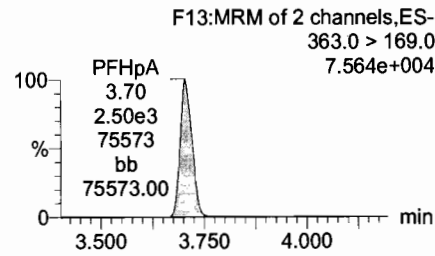
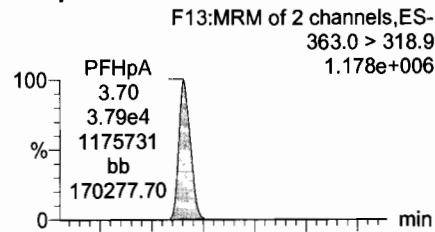
PFBS



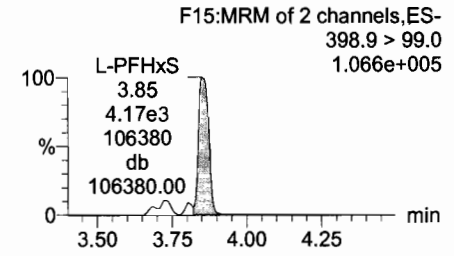
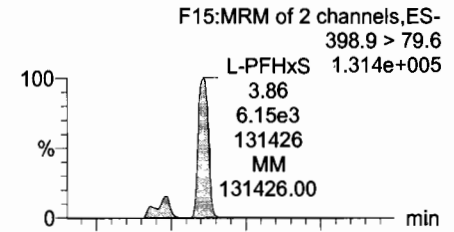
PFHxA



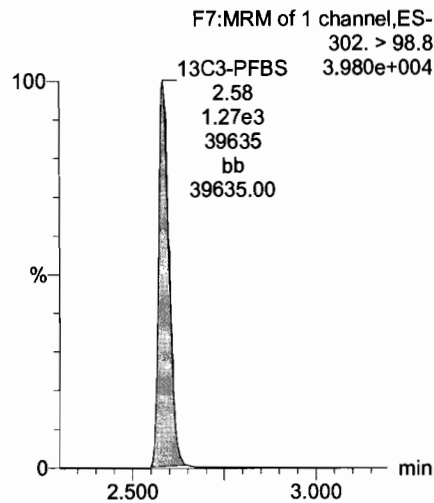
PFHpA



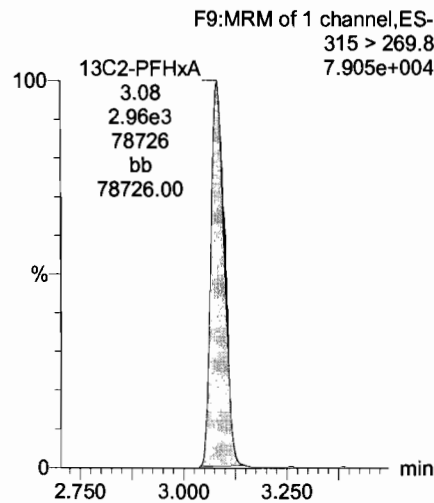
Total PFHxS



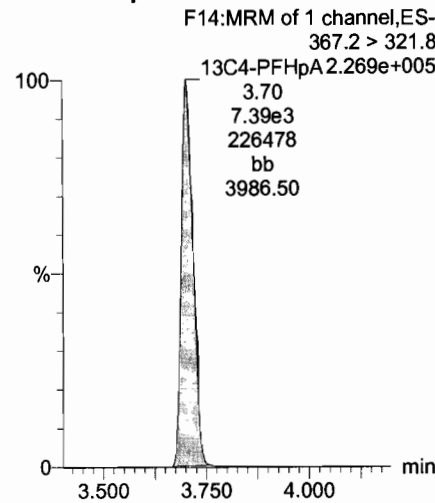
13C3-PFBS



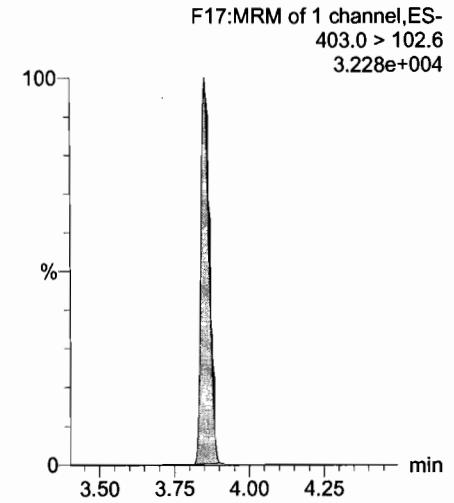
13C2-PFHxA



13C4-PFHpA



18O2-PFHxS



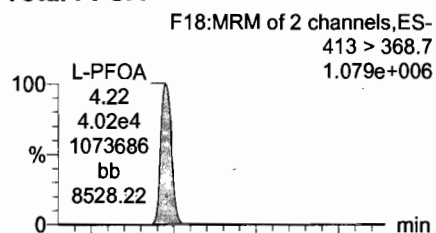
Dataset: U:\Q4.PRO\results\180111M1\180111M1-crv.qld

Last Altered: Saturday, January 13, 2018 12:08:57 Pacific Standard Time


Printed: Saturday, January 13, 2018 12:14:26 Pacific Standard Time

Name: 180111M1_8, Date: 12-Jan-2018, Time: 00:39:42, ID: ST170111M1-7 PFC CS4 17L1410, Description: PFC CS4 17L1410


Total PFOA



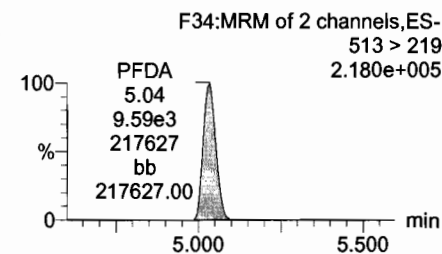
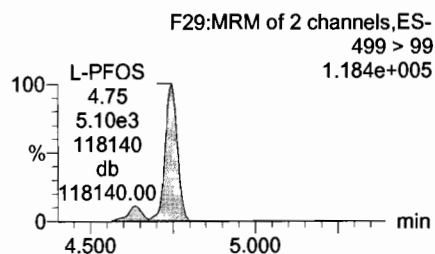
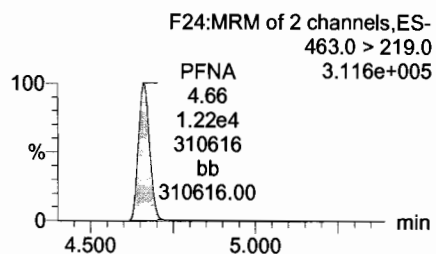
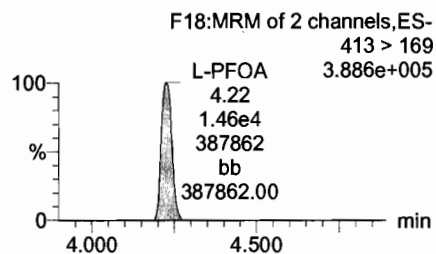
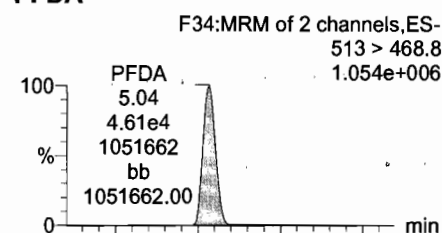
PFNA



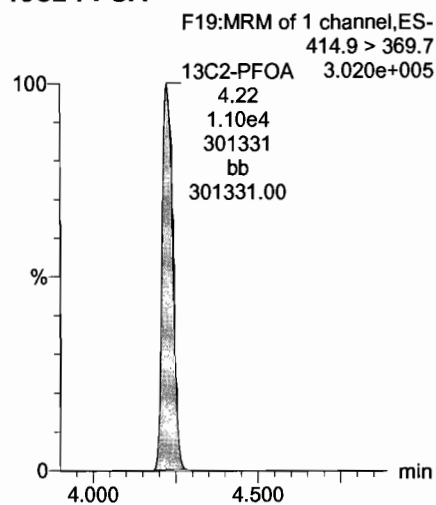
Total PFOS



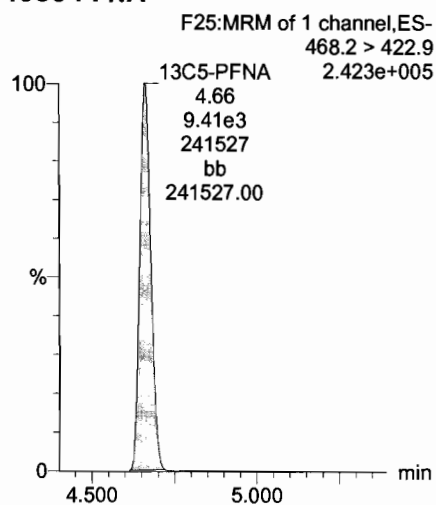
PFDA



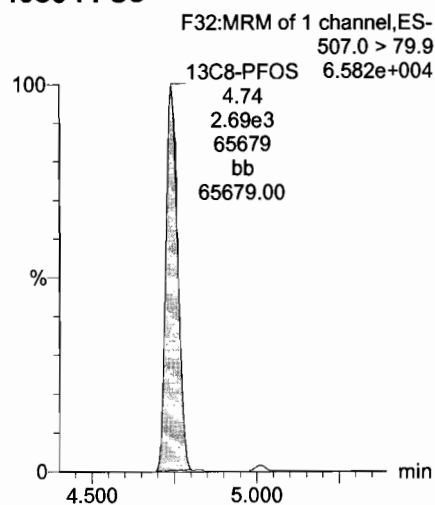
13C2-PFOA



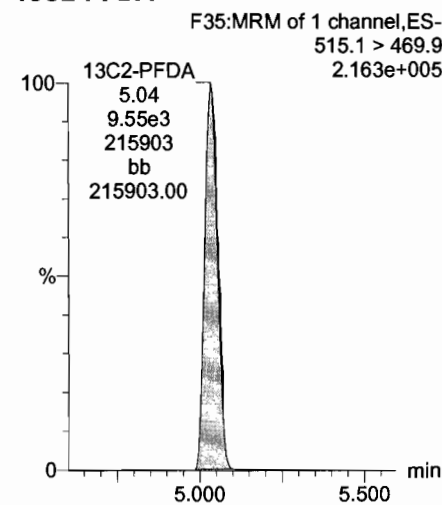
13C5-PFNA



13C8-PFOS



13C2-PFDA

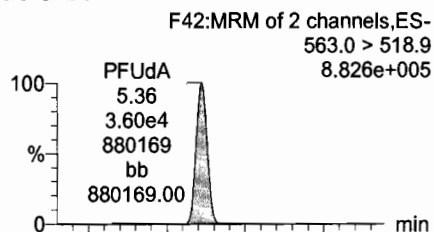


Dataset: U:\Q4.PRO\results\180111M1\180111M1-crv.qld

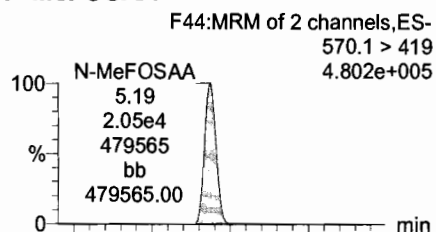
Last Altered: Saturday, January 13, 2018 12:08:57 Pacific Standard Time
Printed: Saturday, January 13, 2018 12:14:26 Pacific Standard Time

Name: 180111M1_8, Date: 12-Jan-2018, Time: 00:39:42, ID: ST170111M1-7 PFC CS4 17L1410, Description: PFC CS4 17L1410

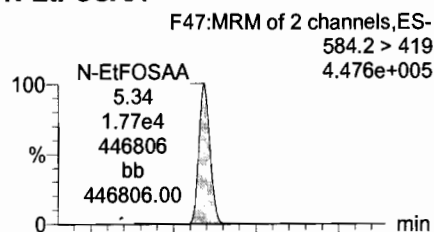
PFUdA



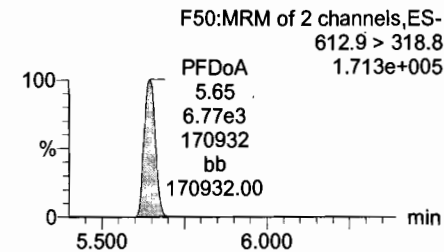
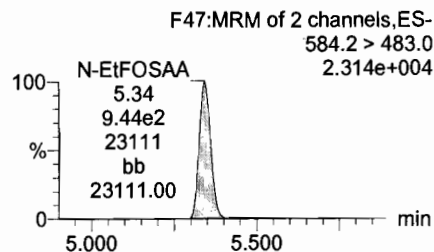
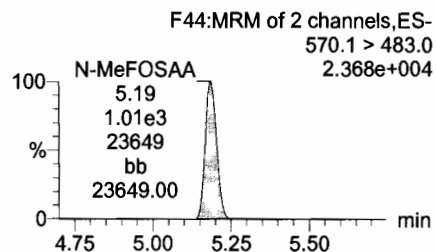
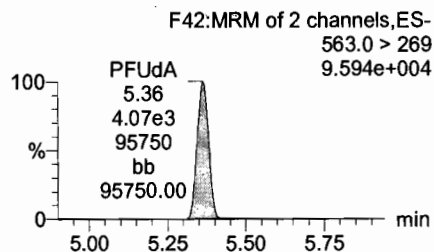
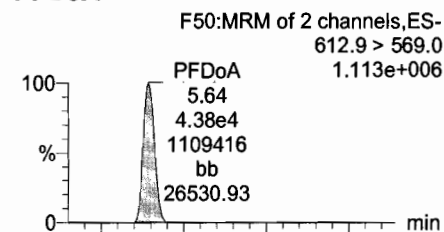
N-MeFOSAA



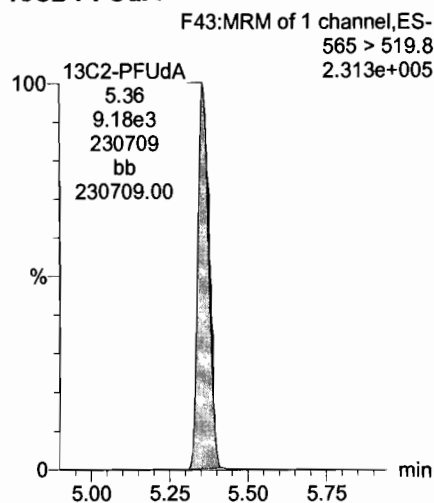
N-EtFOSAA



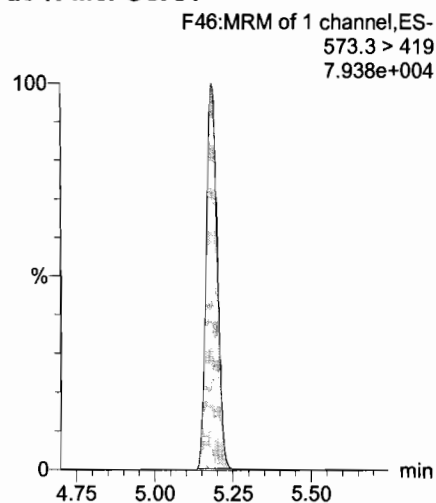
PFDoA



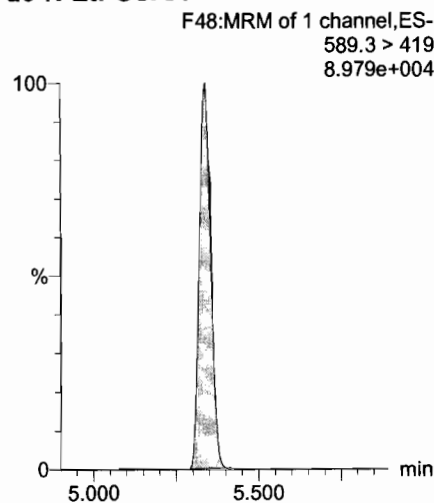
13C2-PFUdA



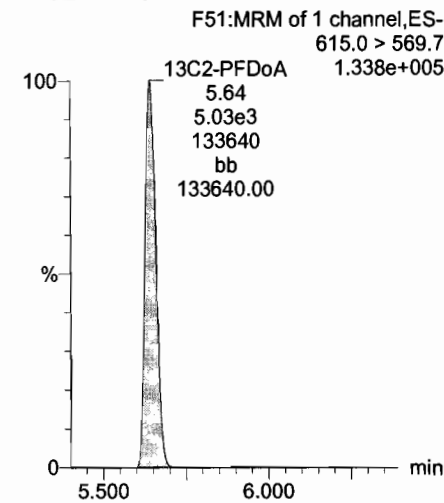
d3-N-MeFOSAA



d5-N-EtFOSAA



13C2-PFDoA

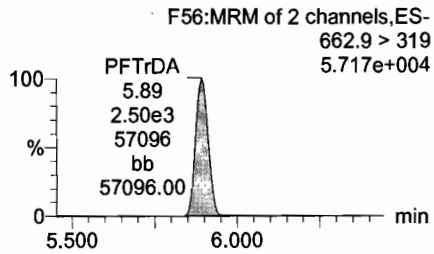
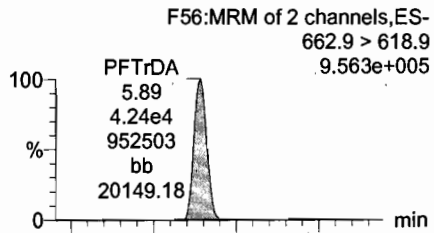


Dataset: U:\Q4.PRO\results\180111M1\180111M1-crv.qld

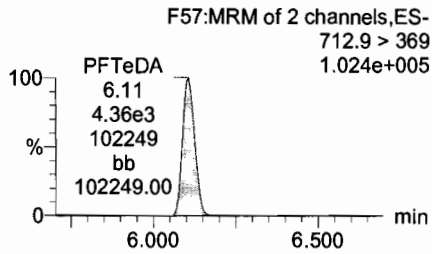
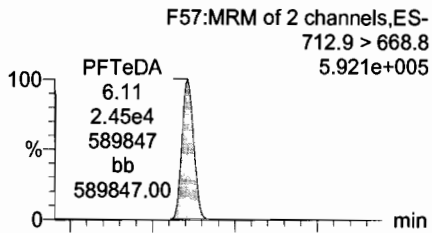
Last Altered: Saturday, January 13, 2018 12:08:57 Pacific Standard Time
Printed: Saturday, January 13, 2018 12:14:26 Pacific Standard Time

Name: 180111M1_8, Date: 12-Jan-2018, Time: 00:39:42, ID: ST170111M1-7 PFC CS4 17L1410, Description: PFC CS4 17L1410

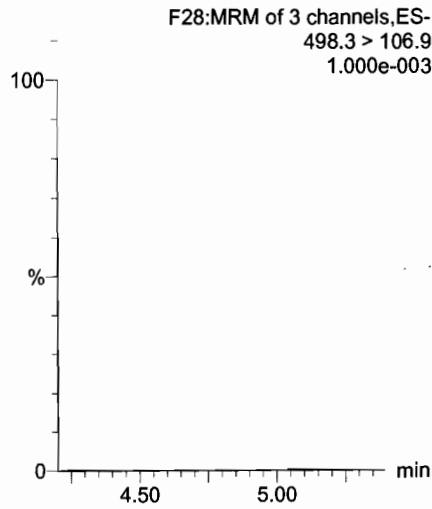
PFTrDA



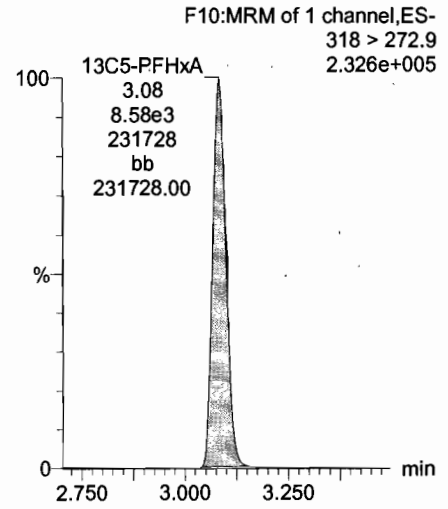
PFTeDA



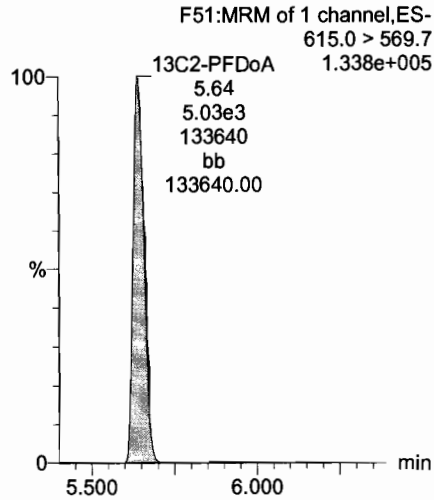
TCDA



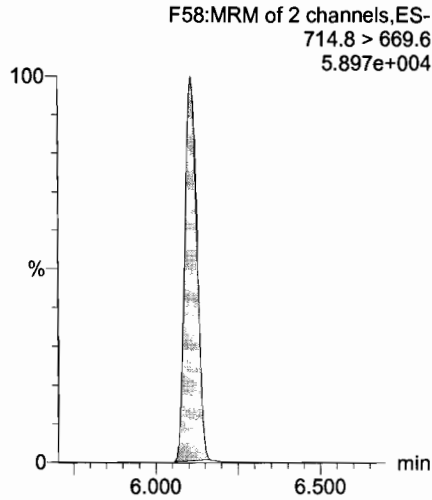
13C5-PFHxA



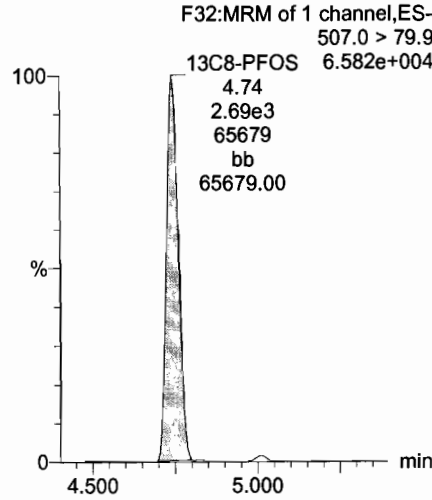
13C2-PFDoA



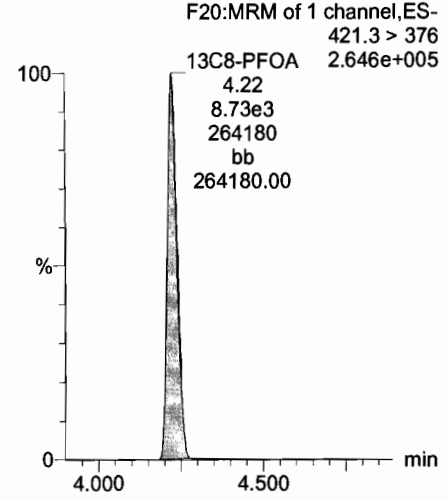
13C2-PFTeDA



13C8-PFOS



13C8-PFOA



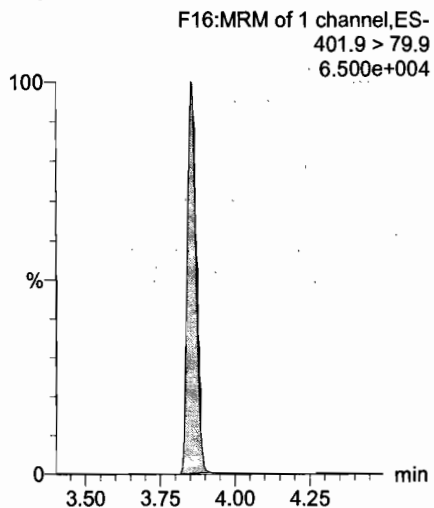
Dataset: U:\Q4.PRO\results\180111M1\180111M1-crv.qld

Last Altered: Saturday, January 13, 2018 12:08:57 Pacific Standard Time

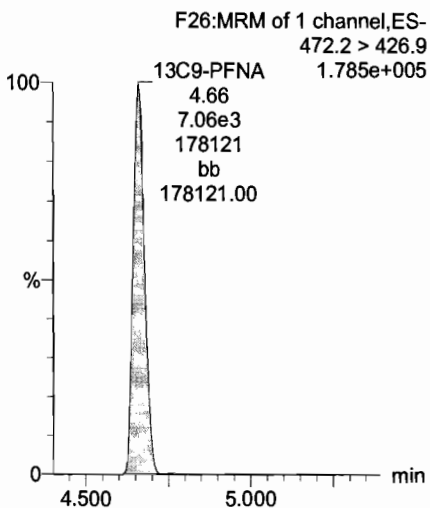
Printed: Saturday, January 13, 2018 12:14:26 Pacific Standard Time

Name: 180111M1_8, Date: 12-Jan-2018, Time: 00:39:42, ID: ST170111M1-7 PFC CS4 17L1410, Description: PFC CS4 17L1410

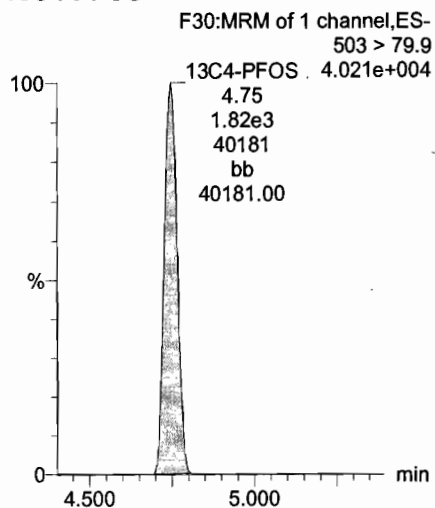
13C3-PFHxS



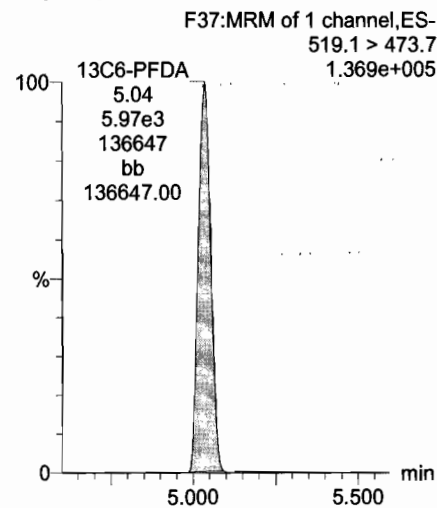
13C9-PFNA



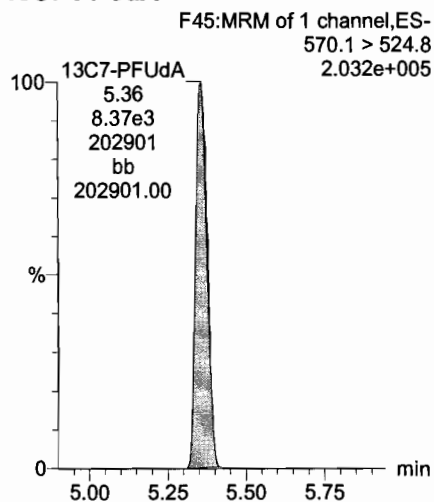
13C4-PFOS



13C6-PFDA



13C7-PFUdA

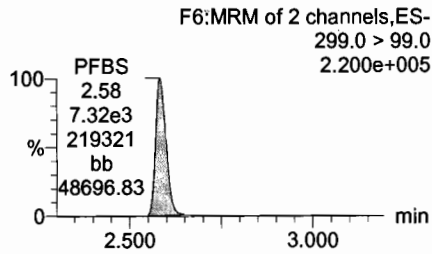
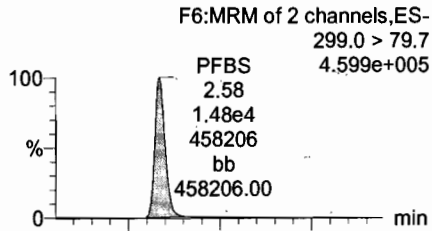


Dataset: U:\Q4.PRO\results\180111M1\180111M1-crv.qld

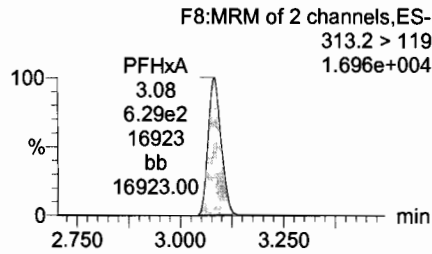
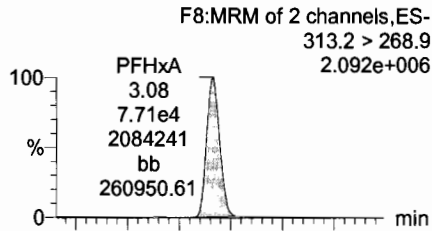
Last Altered: Saturday, January 13, 2018 12:08:57 Pacific Standard Time
Printed: Saturday, January 13, 2018 12:14:26 Pacific Standard Time

Name: 180111M1_9, Date: 12-Jan-2018, Time: 00:51:03, ID: ST170111M1-8 PFC CS5 17L1411, Description: PFC CS5 17L1411

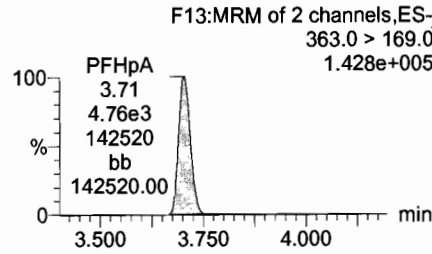
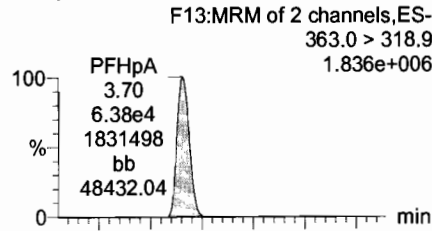
PFBS



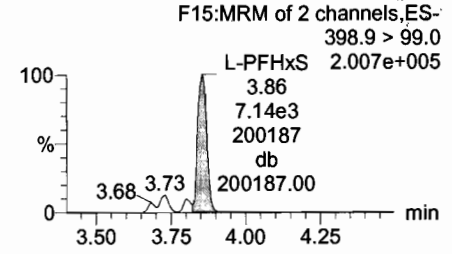
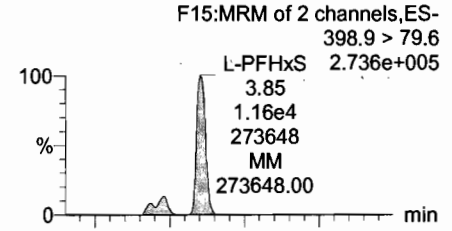
PFHxA



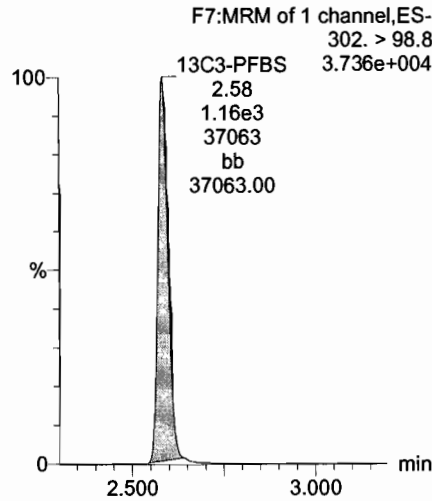
PFHpA



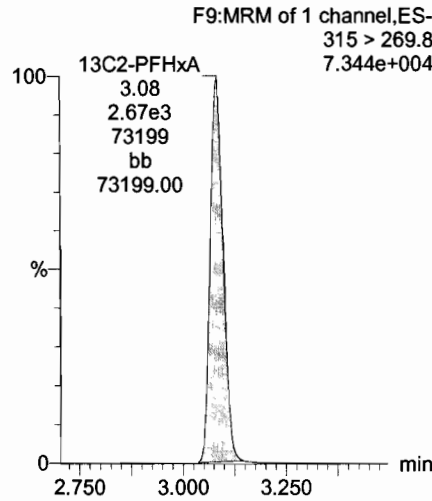
Total PFHxS



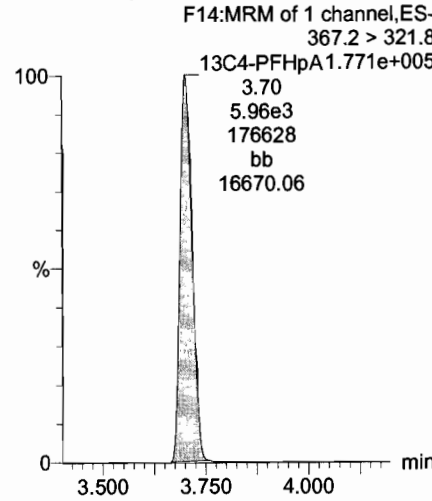
13C3-PFBS



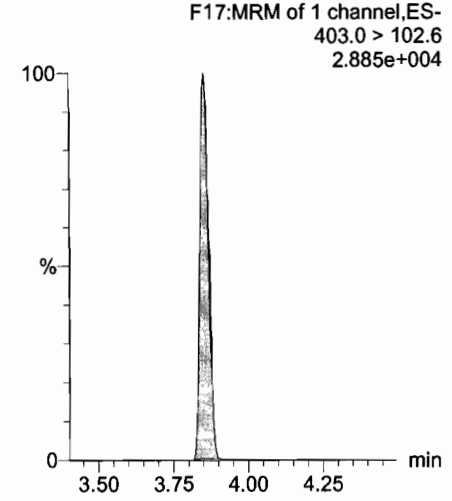
13C2-PFHxA



13C4-PFHpA



18O2-PFHxS

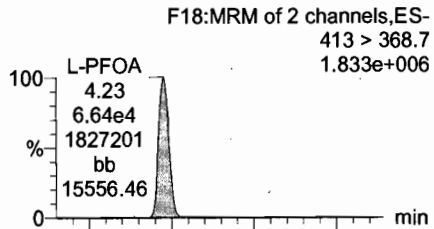


Dataset: U:\Q4.PRO\results\180111M1\180111M1-crv.qld

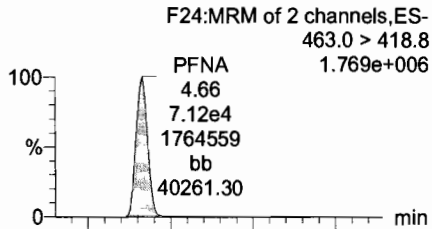
Last Altered: Saturday, January 13, 2018 12:08:57 Pacific Standard Time
Printed: Saturday, January 13, 2018 12:14:26 Pacific Standard Time

Name: 180111M1_9, Date: 12-Jan-2018, Time: 00:51:03, ID: ST170111M1-8 PFC CS5 17L1411, Description: PFC CS5 17L1411

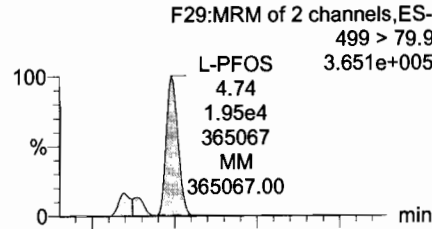
Total PFOA



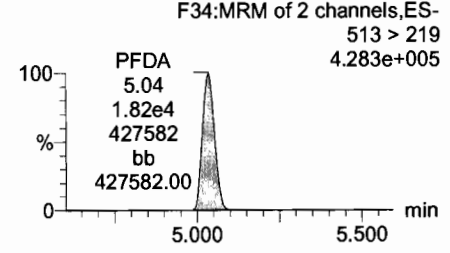
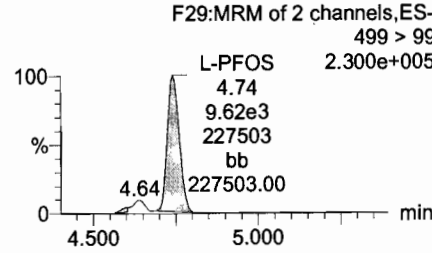
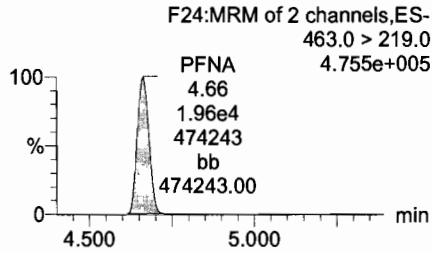
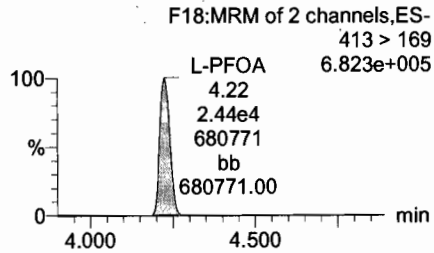
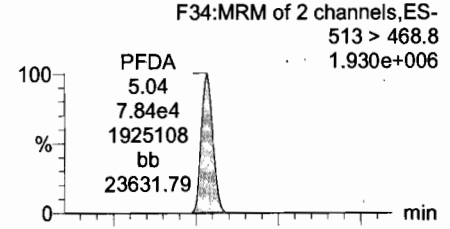
PFNA



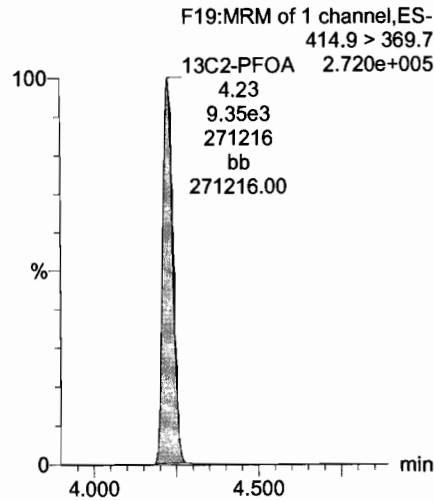
Total PFOS



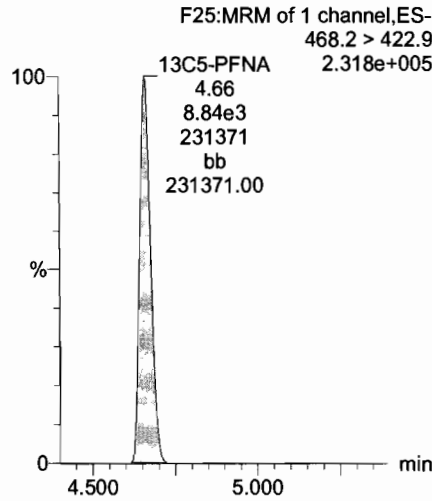
PFDA



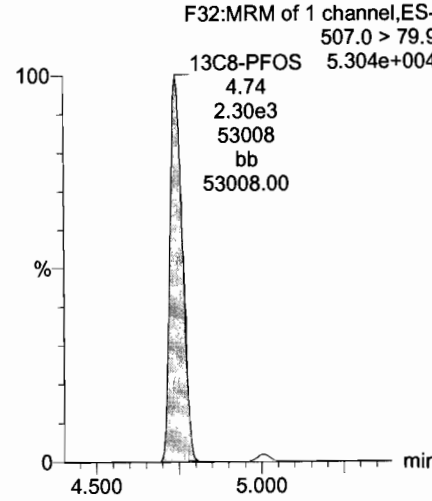
13C2-PFOA



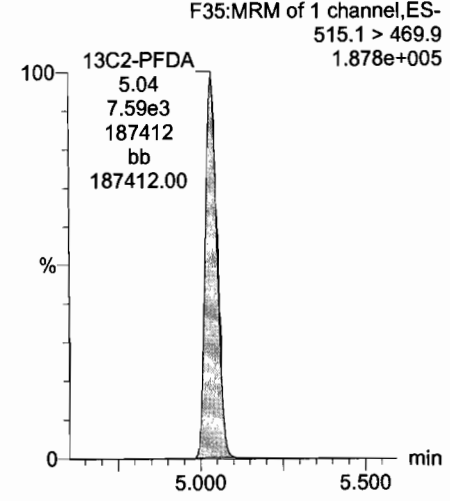
13C5-PFNA



13C8-PFOS



13C2-PFDA

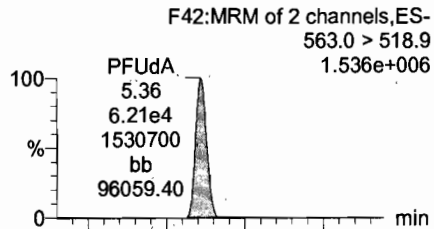


Dataset: U:\Q4.PRO\results\180111M1\180111M1-crv.qld

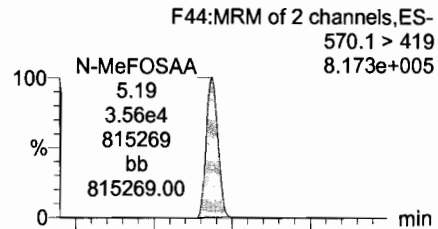
Last Altered: Saturday, January 13, 2018 12:08:57 Pacific Standard Time
Printed: Saturday, January 13, 2018 12:14:26 Pacific Standard Time

Name: 180111M1_9, Date: 12-Jan-2018, Time: 00:51:03, ID: ST170111M1-8 PFC CS5 17L1411, Description: PFC CS5 17L1411

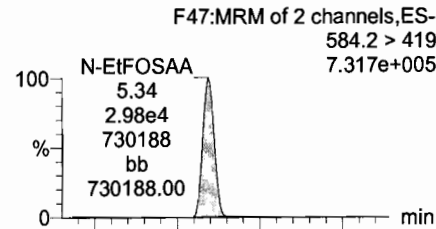
PFUdA



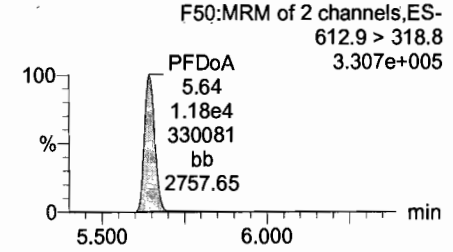
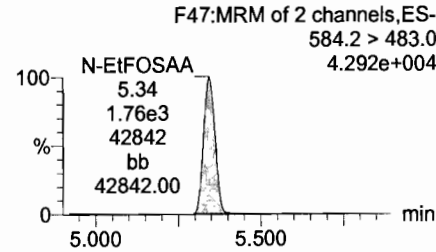
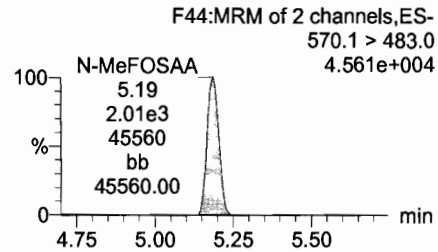
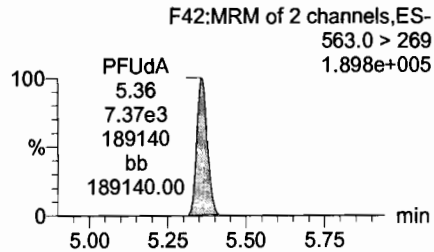
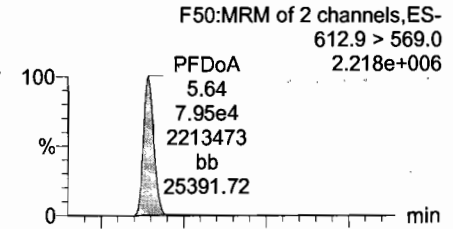
N-MeFOSAA



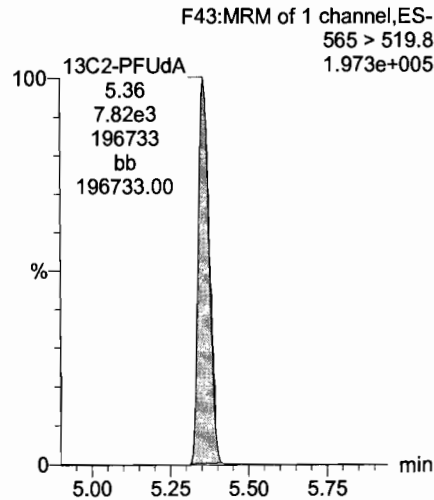
N-EtFOSAA



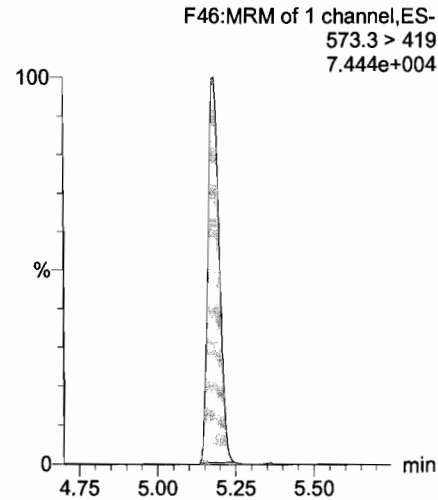
PFDaA



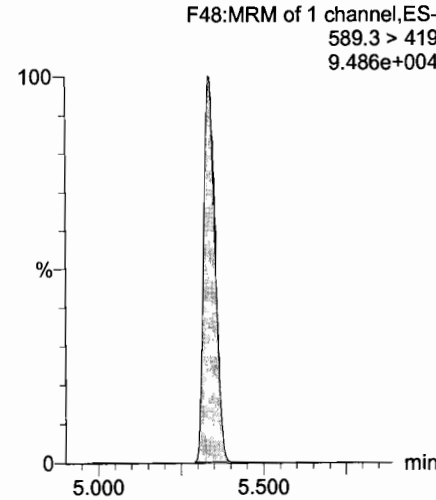
13C2-PFUdA



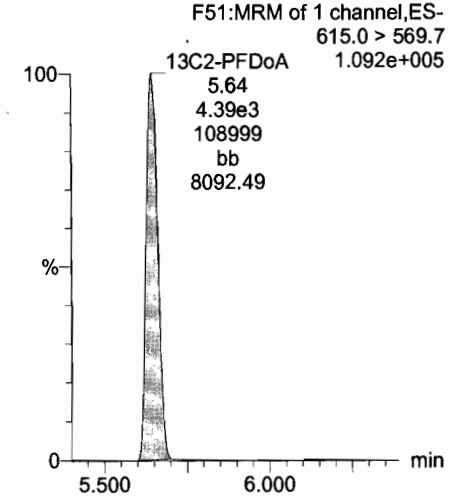
d3-N-MeFOSAA



d5-N-EtFOSAA



13C2-PFDaA

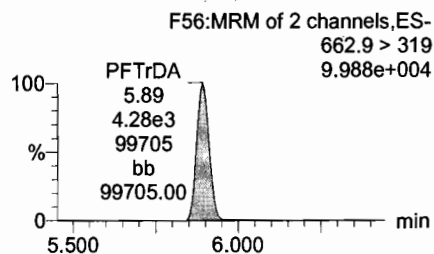
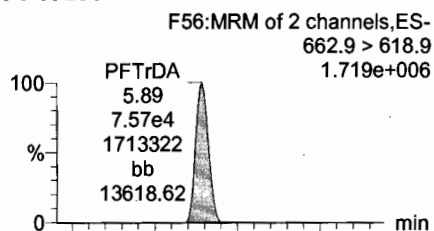


Dataset: U:\Q4.PRO\results\180111M1\180111M1-crv.qld

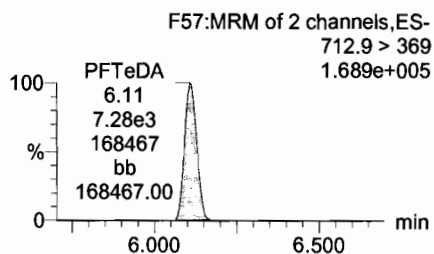
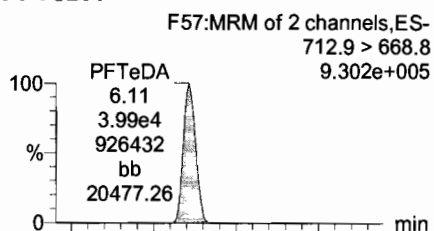
Last Altered: Saturday, January 13, 2018 12:08:57 Pacific Standard Time
Printed: Saturday, January 13, 2018 12:14:26 Pacific Standard Time

Name: 180111M1_9, Date: 12-Jan-2018, Time: 00:51:03, ID: ST170111M1-8 PFC CS5 17L1411, Description: PFC CS5 17L1411

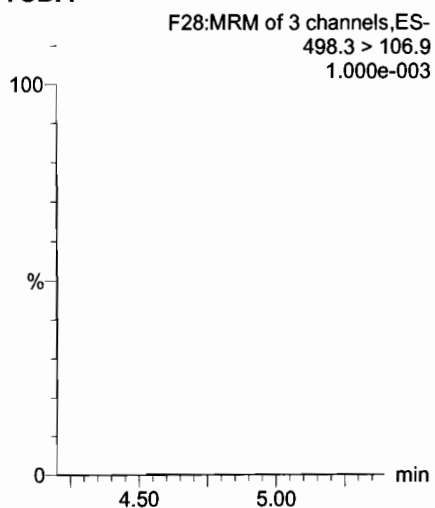
PFTTrDA



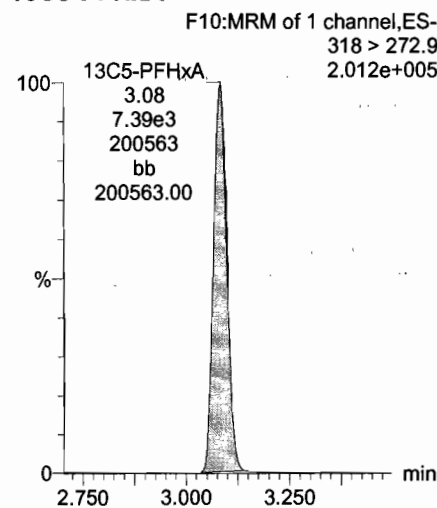
PFTTeDA



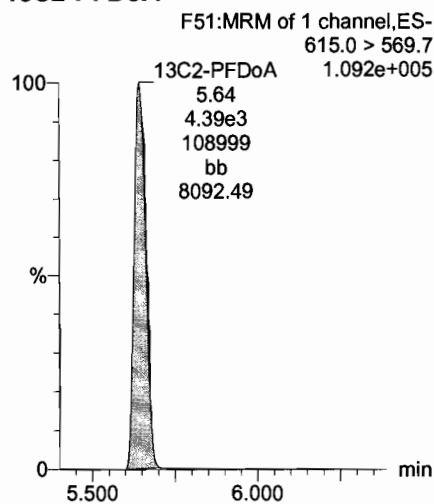
TCDA



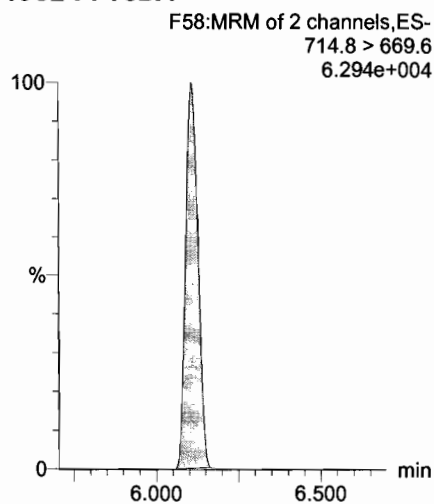
13C5-PFHxA



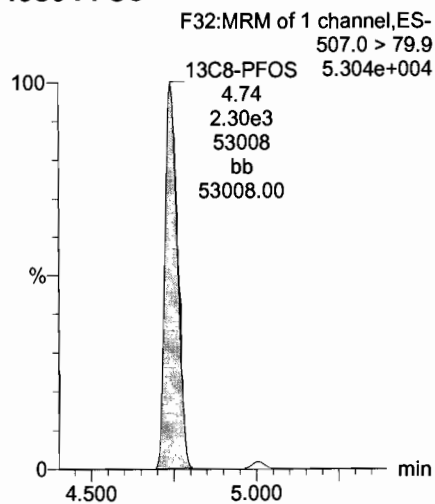
13C2-PFDoA



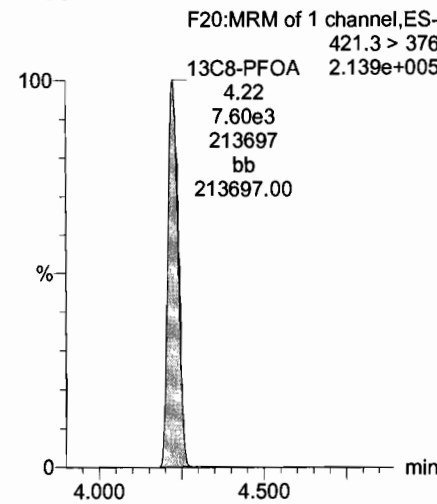
13C2-PFTeDA



13C8-PFOS



13C8-PFOA

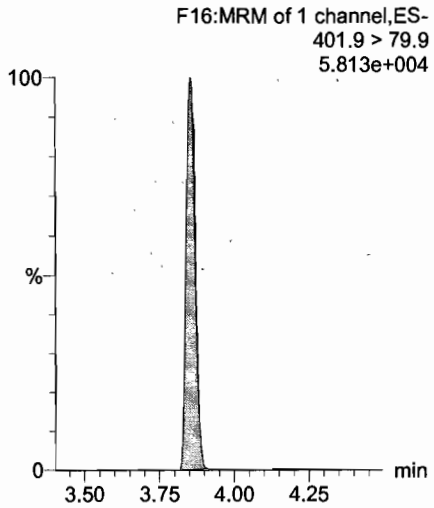


Dataset: U:\Q4.PRO\results\180111M1\180111M1-crv.qld

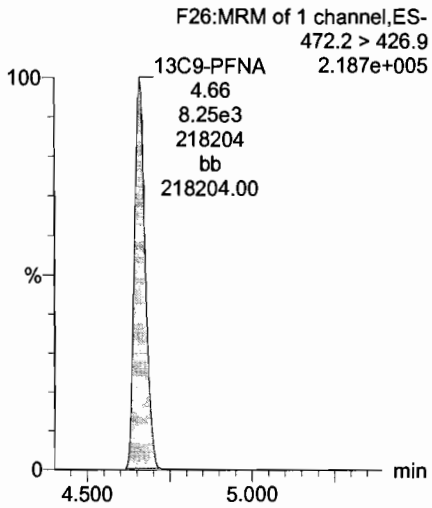
Last Altered: Saturday, January 13, 2018 12:08:57 Pacific Standard Time
Printed: Saturday, January 13, 2018 12:14:26 Pacific Standard Time

Name: 180111M1_9, Date: 12-Jan-2018, Time: 00:51:03, ID: ST170111M1-8 PFC CS5 17L1411, Description: PFC CS5 17L1411

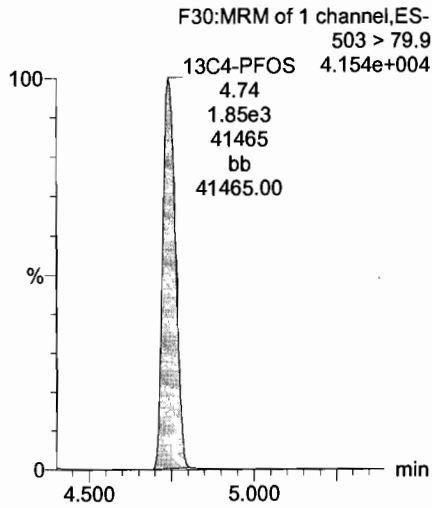
13C3-PFHxS



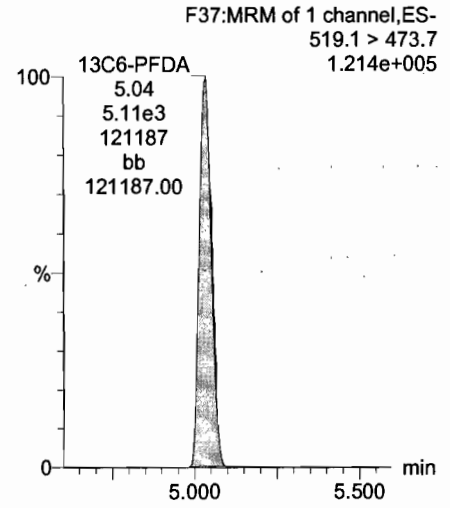
13C9-PFNA



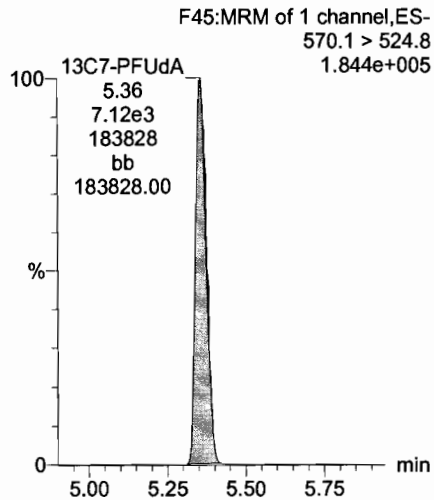
13C4-PFOS



13C6-PFDA



13C7-PFUdA



Dataset: U:\Q4.PRO\results\180111M1\180111M1-12.qld

Ⓐ Not included in SS.

Last Altered: Monday, January 15, 2018 08:43:31 Pacific Standard Time

Printed: Monday, January 15, 2018 08:45:23 Pacific Standard Time

AC 1/15/18

Method: U:\Q4.PRO\MethDB\PFAS_FULL_80C_010818C.mdb 11 Jan 2018 15:33:36

Calibration: U:\Q4.PRO\CurveDB\C18_VAL-PFAS_Q4_01-11-18-L14.cdb 15 Jan 2018 08:38:18

AC 1/15/18

Name: 180111M1_12, Date: 12-Jan-2018, Time: 01:24:39, ID: ICV170111M1-1 PFC ICV 17L1403, Description: PFC ICV 17L1403

✓ NA 01/15/2018

#	Name	Trace	Area	IS Area	wt/vol	RRF	Pred RT	RT	y Axis Resp.	Conc.	%Rec
1	1 PFBA	213.0 > 168.8	6.27e3	7.17e3	1.0000		1.38	1.32	10.9	9.690	96.9
2	2 PFPeA	263.1 > 218.9	6.91e3	8.67e3	1.0000		2.37	2.31	9.96	10.323	103.2
3	3 PFBS	299.0 > 79.7	1.34e3	1.03e3	1.0000		2.66	2.59	16.2	9.302	93.0
4	4 PFHxA	313.2 > 268.9	7.73e3	2.66e3	1.0000		3.15	3.08	14.5	9.749	97.5
5	5 PFHpA	363.0 > 318.9	6.73e3	7.07e3	1.0000		3.78	3.70	11.9	9.027	90.3
6	6 L-PFHxS	398.9 > 79.6	1.07e3	8.73e2	1.0000		3.94	3.85	15.3	9.885	98.9
7	8 6:2 FTS	427.1 > 407	1.55e3	8.73e2	1.0000		4.25	4.17	22.2	10.280	102.8
8	9 L-PFOA	413 > 368.7	6.74e3	9.46e3	1.0000		4.31	4.23	8.91	9.000	90.0
9	11 PFHpS	449 > 80.0	1.86e3	9.46e3	1.0000		4.42	4.33	2.46	10.535	105.3
10	12 PFNA	463.0 > 418.8	7.99e3	9.28e3	1.0000		4.81	4.66	10.8	9.628	96.3
11	13 PFOSA	498.1 > 77.8	1.92e3	2.29e3	1.0000		4.87	4.72	10.5	10.316	103.2
12	14 L-PFOS	499 > 79.9	1.54e3	2.26e3	1.0000		4.75	4.74	8.50	9.381	93.8
13	16 PFDA	513 > 468.8	5.85e3	6.98e3	1.0000		5.18	5.04	10.5	8.307	83.1
14	17 8:2 FTS	527 > 506.9	1.27e3	6.98e3	1.0000		5.15	5.01	2.28	9.683	96.8
15	18 N-MeFOSAA	570.1 > 419	3.92e3	2.96e3	1.0000		5.32	5.19	16.6	10.960	109.6
16	19 N-EtFOSAA	584.2 > 419	3.19e3	3.70e3	1.0000		5.48	5.34	10.8	8.822	88.2
17	20 PFUdA	563.0 > 518.9	7.44e3	7.38e3	1.0000		5.50	5.36	12.6	12.279	122.8
18	21 PFDS	598.8 > 80	2.13e3	7.38e3	1.0000		5.54	5.40	3.61	11.608	116.1
19	22 PFDaA	612.9 > 569.0	8.73e3	5.15e3	1.0000		5.77	5.64	21.2	10.018	100.2
20	23 N-MeFOSA	512.1 > 168.9			1.0000		5.80				Ⓐ
21	24 PFTrDA	662.9 > 618.9	8.21e3	5.15e3	1.0000		6.00	5.89	19.9	9.632	96.3
22	25 PFTeDA	712.9 > 668.8	4.22e3	2.27e3	1.0000		6.22	6.11	23.3	8.607	86.1
23	26 N-EtFOSA	526.1 > 168.9			1.0000		6.17				Ⓐ
24	27 PFHxDA	813.1 > 768.6		1.85e3	1.0000		6.53				
25	28 PFODA	913.1 > 868.8		1.85e3	1.0000		6.74				
26	29 N-MeFOSE	616.1 > 58.9			1.0000		6.27				
27	30 N-EtFOSE	630.1 > 58.9			1.0000		6.43				
28	31 13C3-PFBA	216.1 > 171.8	7.17e3	6.73e3	1.0000	1.030	1.38	1.32	13.3	12.939	103.5
29	32 13C3-PFPeA	266. > 221.8	8.67e3	7.53e3	1.0000	1.055	2.37	2.30	14.4	13.652	109.2
30	33 13C3-PFBS	302. > 98.8	1.03e3	7.53e3	1.0000	0.139	2.77	2.59	1.72	12.372	99.0
31	34 13C3-PFHxA	315 > 269.8	2.66e3	7.53e3	1.0000	0.837	3.15	3.08	4.42	5.280	105.6

70-130

Ⓐ

Ⓐ



Dataset: U:\Q4.PRO\results\180111M1\180111M1-12.qld

Last Altered: Monday, January 15, 2018 08:43:31 Pacific Standard Time

Printed: Monday, January 15, 2018 08:45:23 Pacific Standard Time

Name: 180111M1_12, Date: 12-Jan-2018, Time: 01:24:39, ID: ICV170111M1-1 PFC ICV 17L1403, Description: PFC ICV 17L1403

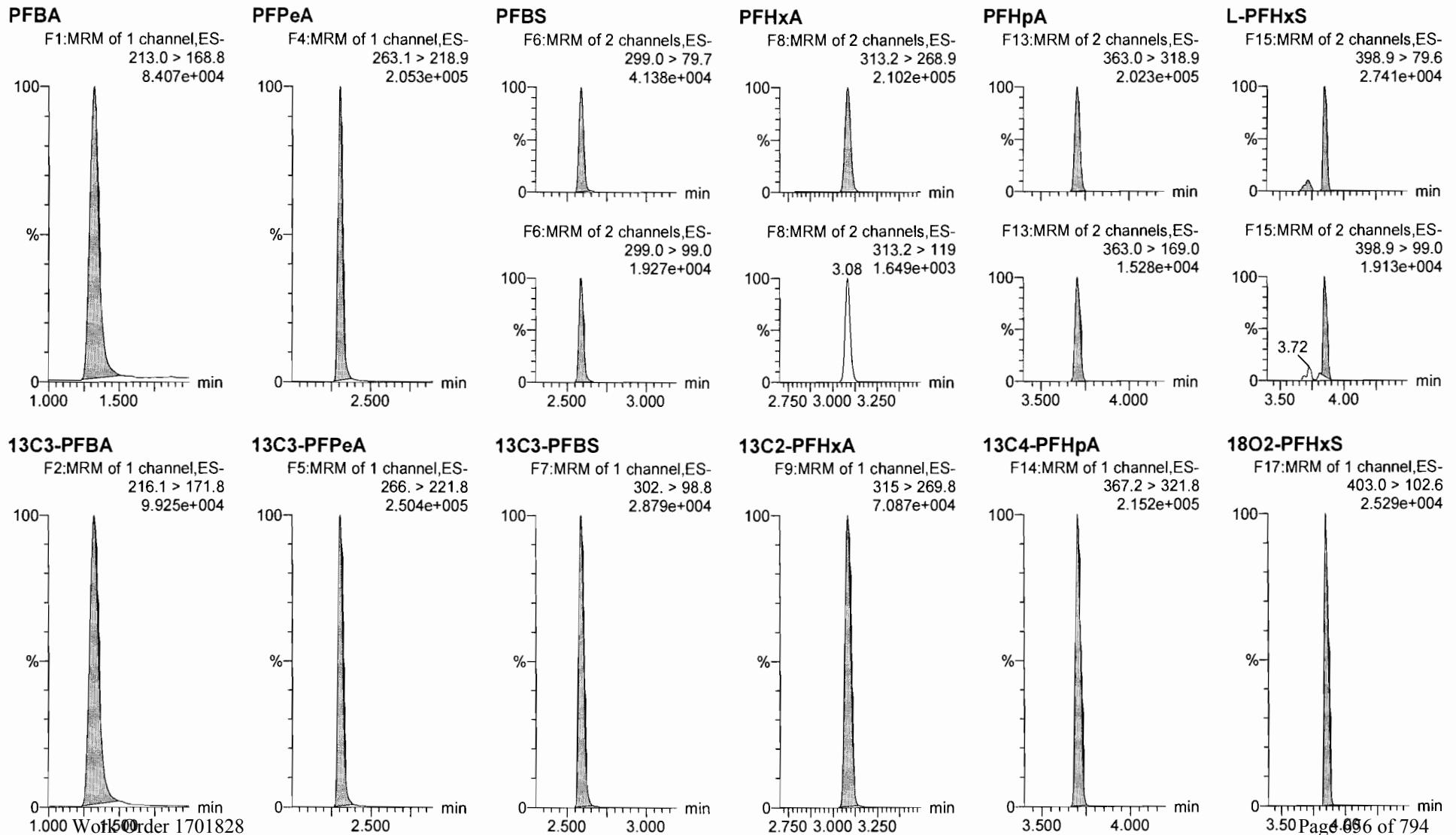
	# Name	Trace	Area	IS Area	wt/vol	RRF	Pred.RT	RT	y Axis Resp.	Conc.	%Rec
32	35 13C4-PFHpA	367.2 > 321.8	7.07e3	7.53e3	1.0000	0.835	3.78	3.70	11.7	14.064	112.5
33	36 18O2-PFHxS	403.0 > 102.6	8.73e2	1.93e3	1.0000	0.438	3.94	3.85	5.66	12.926	103.4
34	37 13C2-6:2 FTS	429.1 > 408.9	1.99e3	7.38e3	1.0000	0.265	4.25	4.17	3.36	12.697	101.6
35	38 13C2-PFOA	414.9 > 369.7	9.46e3	7.38e3	1.0000	1.253	4.31	4.22	16.0	12.777	102.2
36	39 13C5-PFNA	468.2 > 422.9	9.28e3	7.32e3	1.0000	1.171	4.81	4.66	15.8	13.524	108.2
37	40 13C8-PFOA	506.1 > 77.7	2.29e3	6.25e3	1.0000	0.331	4.87	4.72	4.58	13.850	110.8
38	41 13C8-PFOS	507.0 > 79.9	2.26e3	2.25e3	1.0000	1.179	4.89	4.75	12.6	10.662	85.3
39	42 13C2-PFDA	515.1 > 469.9	6.98e3	4.88e3	1.0000	1.480	5.18	5.04	17.9	12.094	96.8
40	43 13C2-8:2 FTS	529.1 > 508.7	1.22e3	7.53e3	1.0000	0.115	5.15	5.00	2.03	17.695	141.6
41	44 d3-N-MeFOSAA	573.3 > 419	2.96e3	6.25e3	1.0000	0.459	5.32	5.18	5.92	12.883	103.1
42	45 d5-N-EtFOSAA	589.3 > 419	3.70e3	6.25e3	1.0000	0.544	5.47	5.34	7.40	13.623	109.0
43	46 13C2-PFUdA	565 > 519.8	7.38e3	6.25e3	1.0000	1.192	5.49	5.36	14.8	12.396	99.2
44	47 13C2-PFDoA	615.0 > 569.7	5.15e3	6.25e3	1.0000	0.734	5.77	5.64	10.3	14.055	112.4
45	48 d3-N-MeFOSA	515.2 > 168.9		6.25e3	1.0000	0.001	5.83				
46	49 13C2-PFTeDA	714.8 > 669.6	2.27e3	6.25e3	1.0000	0.344	6.22	6.11	4.53	13.181	105.5
47	50 d5-N-ETFOSA	531.1 > 168.9		6.25e3	1.0000		6.18				
48	51 13C2-PFHxDA	815 > 769.7	1.85e3	6.25e3	1.0000	0.631	6.53	6.44	3.71	5.881	117.6
49	52 d7-N-MeFOSE	623.1 > 58.9		6.25e3	1.0000		6.27				
50	53 d9-N-EtFOSE	639.2 > 58.8		6.25e3	1.0000		6.42				
51	54 13C4-PFBA	217. > 171.8	6.73e3	6.73e3	1.0000	1.000	1.38	1.32	12.5	12.500	100.0
52	55 13C5-PFHxA	318 > 272.9	7.53e3	7.53e3	1.0000	1.000	3.15	3.08	12.5	12.500	100.0
53	56 13C3-PFHxS	401.9 > 79.9	1.93e3	1.93e3	1.0000	1.000	4.02	3.85	12.5	12.500	100.0
54	57 13C8-PFOA	421.3 > 376	7.38e3	7.38e3	1.0000	1.000	4.38	4.23	12.5	12.500	100.0
55	58 13C9-PFNA	472.2 > 426.9	7.32e3	7.32e3	1.0000	1.000	4.81	4.66	12.5	12.500	100.0
56	59 13C4-PFOS	503 > 79.9	2.25e3	2.25e3	1.0000	1.000	4.89	4.75	12.5	12.500	100.0
57	60 13C6-PFDA	519.1 > 473.7	4.88e3	4.88e3	1.0000	1.000	5.18	5.04	12.5	12.500	100.0
58	61 13C7-PFUdA	570.1 > 524.8	6.25e3	6.25e3	1.0000	1.000	5.49	5.36	12.5	12.500	100.0

Dataset: U:\Q4.PRO\results\180111M1\180111M1-12.qld

Last Altered: Monday, January 15, 2018 08:43:31 Pacific Standard Time
Printed: Monday, January 15, 2018 08:45:23 Pacific Standard Time

Method: U:\Q4.PRO\MethDB\PFAS_FULL_80C_010818C.mdb 11 Jan 2018 15:33:36
Calibration: U:\Q4.PRO\CurveDB\C18_VAL-PFAS_Q4_01-11-18-L14.cdb 15 Jan 2018 08:38:18

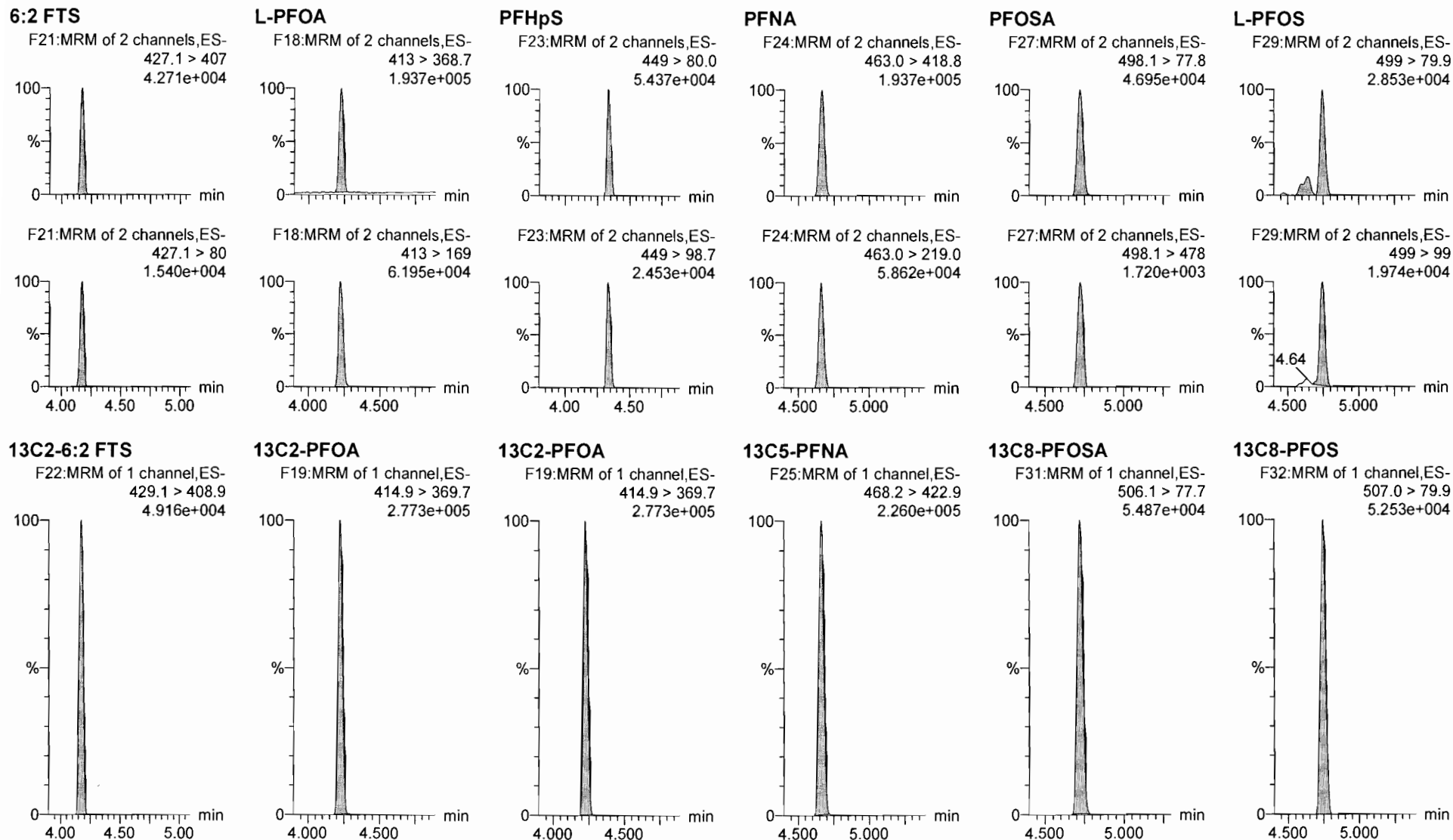
Name: 180111M1_12, Date: 12-Jan-2018, Time: 01:24:39, ID: ICV170111M1-1 PFC ICV 17L1403, Description: PFC ICV 17L1403



Dataset: U:\Q4.PRO\results\180111M1\180111M1-12.qld

Last Altered: Monday, January 15, 2018 08:43:31 Pacific Standard Time
Printed: Monday, January 15, 2018 08:45:23 Pacific Standard Time

Name: 180111M1_12, Date: 12-Jan-2018, Time: 01:24:39, ID: ICV170111M1-1 PFC ICV 17L1403, Description: PFC ICV 17L1403

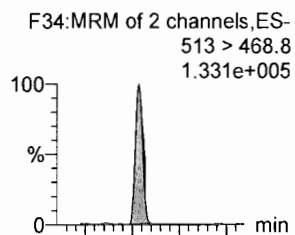


Dataset: U:\Q4.PRO\results\180111M1\180111M1-12.qld

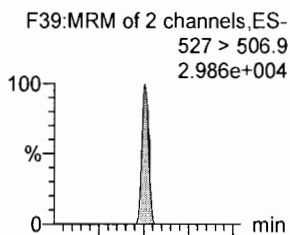
Last Altered: Monday, January 15, 2018 08:43:31 Pacific Standard Time
Printed: Monday, January 15, 2018 08:45:23 Pacific Standard Time

Name: 180111M1_12, Date: 12-Jan-2018, Time: 01:24:39, ID: ICV170111M1-1 PFC ICV 17L1403, Description: PFC ICV 17L1403

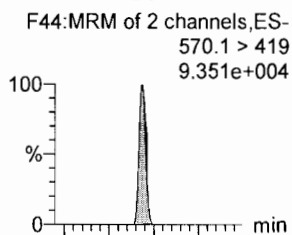
PFDA



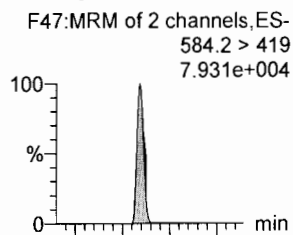
8:2 FTS



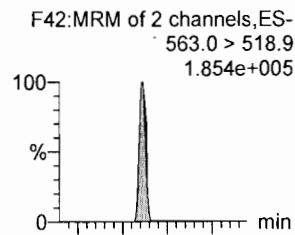
N-MeFOSAA



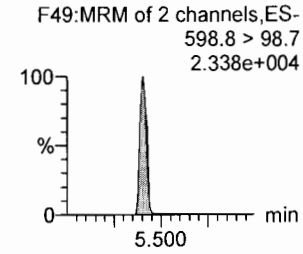
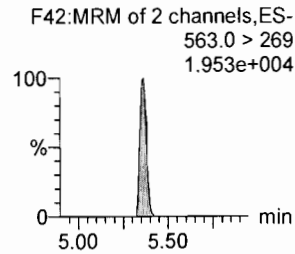
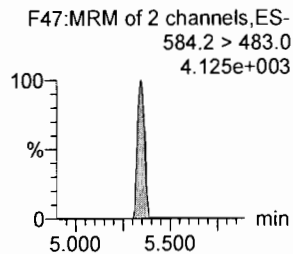
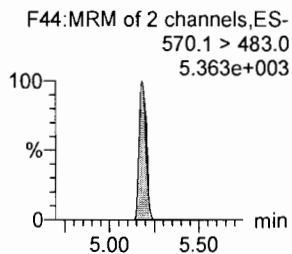
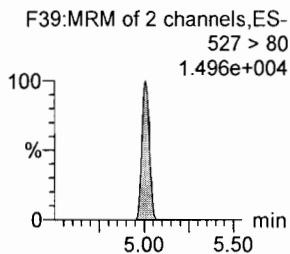
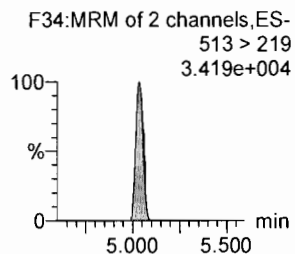
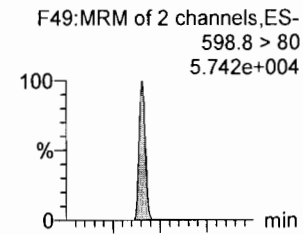
N-EtFOSAA



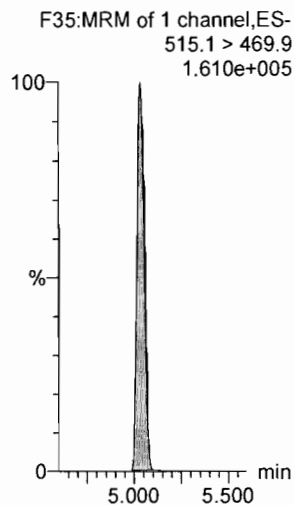
PFUdA



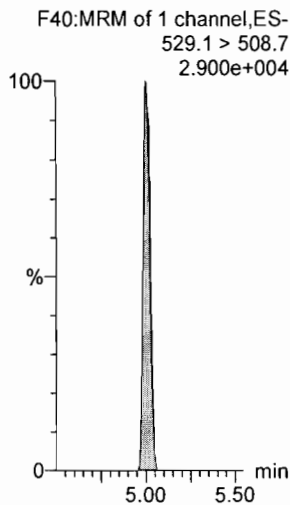
PFDS



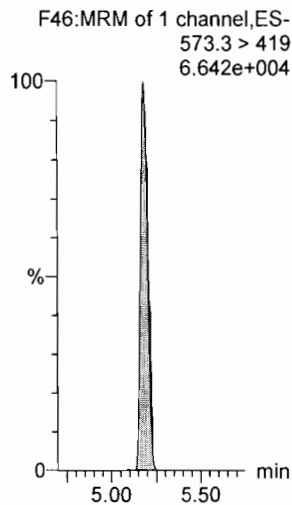
13C2-PFDA



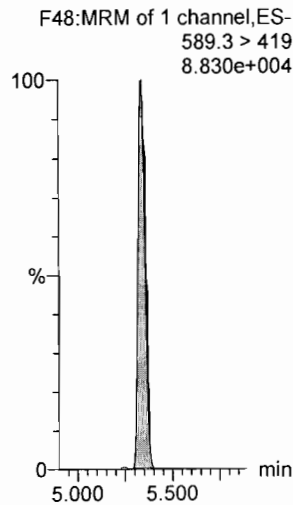
13C2-8:2 FTS



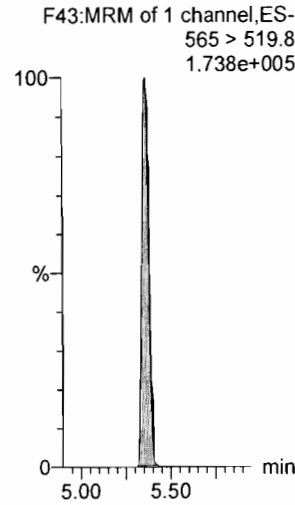
d3-N-MeFOSAA



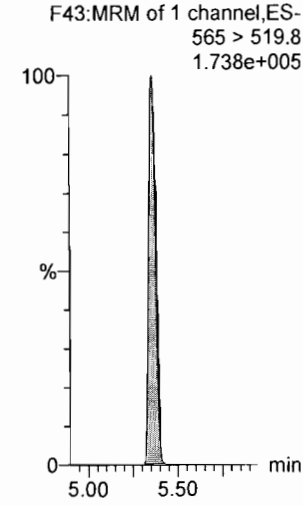
d5-N-EtFOSAA



13C2-PFUdA



13C2-PFUDa



Dataset: U:\Q4.PRO\results\180111M1\180111M1-12.qld

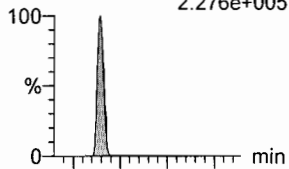
Last Altered: Monday, January 15, 2018 08:43:31 Pacific Standard Time

Printed: Monday, January 15, 2018 08:45:23 Pacific Standard Time

Name: 180111M1_12, Date: 12-Jan-2018, Time: 01:24:39, ID: ICV170111M1-1 PFC ICV 17L1403, Description: PFC ICV 17L1403


PFDoA

F50:MRM of 2 channels,ES-
612.9 > 569.0
2.276e+005



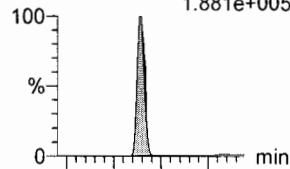
N-MeFOSA

F33:MRM of 2 channels,ES-
512.1 > 168.9
1.000e-003



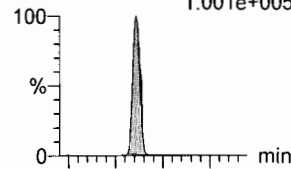
PFTrDA

F56:MRM of 2 channels,ES-
662.9 > 618.9
1.881e+005



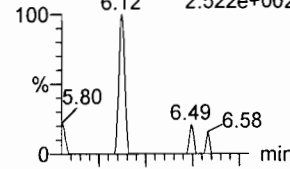
PFTeDA

F57:MRM of 2 channels,ES-
712.9 > 668.8
1.001e+005



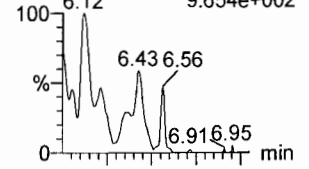
N-EtFOSA

F38:MRM of 2 channels,ES-
526.1 > 168.9
2.522e+002

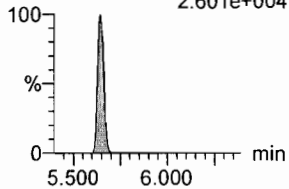


PFHxDA

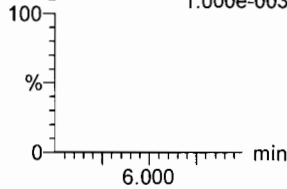
F59:MRM of 2 channels,ES-
813.1 > 768.6
9.654e+002



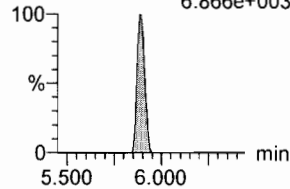
F50:MRM of 2 channels,ES-
612.9 > 318.8
2.601e+004



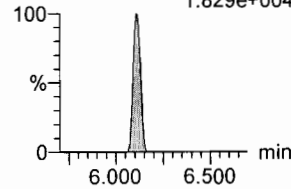
F33:MRM of 2 channels,ES-
512.1 > 219
1.000e-003



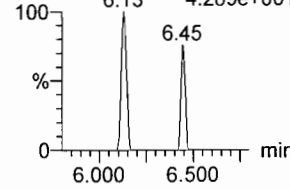
F56:MRM of 2 channels,ES-
662.9 > 319
6.866e+003



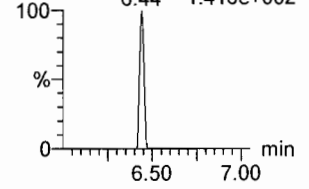
F57:MRM of 2 channels,ES-
712.9 > 369
1.829e+004



F38:MRM of 2 channels,ES-
526.1 > 219
4.289e+001

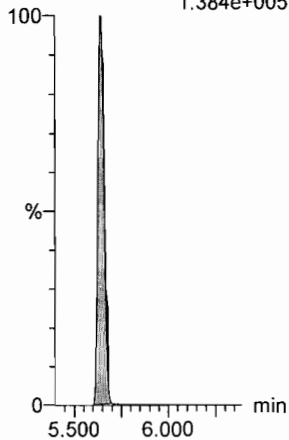


F59:MRM of 2 channels,ES-
813.1 > 219
1.416e+002



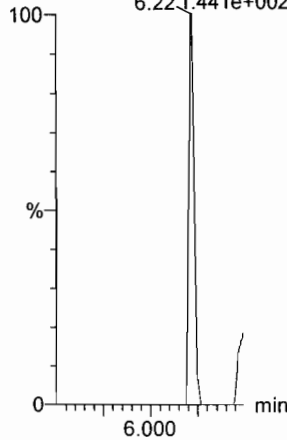
13C2-PFDoA

F51:MRM of 1 channel,ES-
615.0 > 569.7
1.384e+005



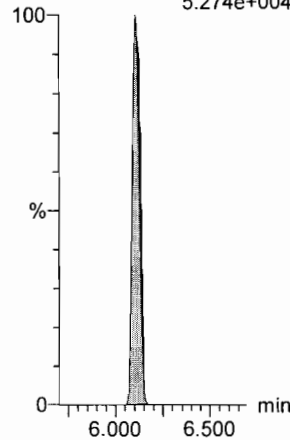
d3-N-MeFOSA

F36:MRM of 1 channel,ES-
515.2 > 168.9
6.221441e+002



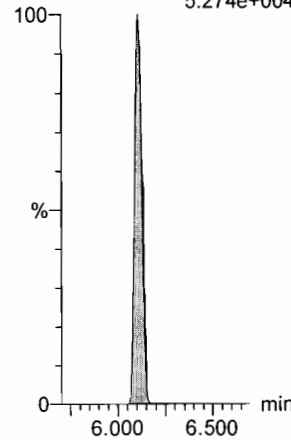
13C2-PFTeDA

F58:MRM of 2 channels,ES-
714.8 > 669.6
5.274e+004



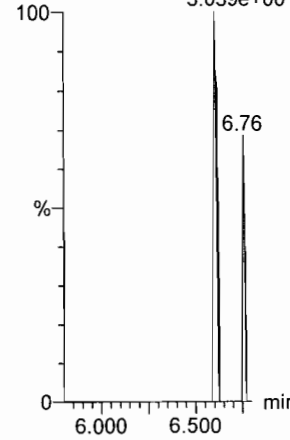
13C2-PFTeDA

F58:MRM of 2 channels,ES-
714.8 > 669.6
5.274e+004



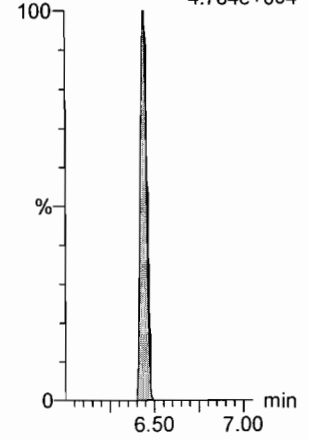
d5-N-ETFOSA

F41:MRM of 1 channel,ES-
531.1 > 168.9
3.039e+001



13C2-PFHxDA

F60:MRM of 1 channel,ES-
815 > 769.7
4.784e+004



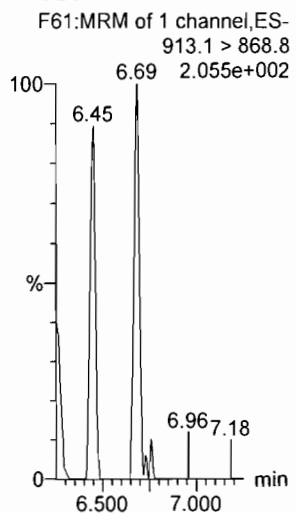
Dataset: U:\Q4.PRO\results\180111M1\180111M1-12.qld

Last Altered: Monday, January 15, 2018 08:43:31 Pacific Standard Time

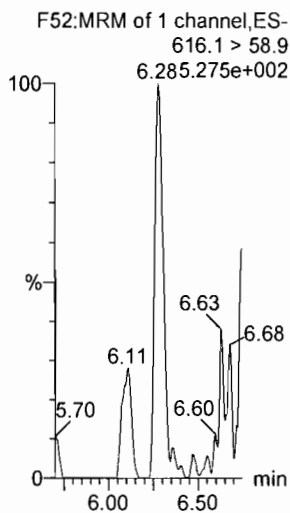
Printed: Monday, January 15, 2018 08:45:23 Pacific Standard Time

Name: 180111M1_12, Date: 12-Jan-2018, Time: 01:24:39, ID: ICV170111M1-1 PFC ICV 17L1403, Description: PFC ICV 17L1403

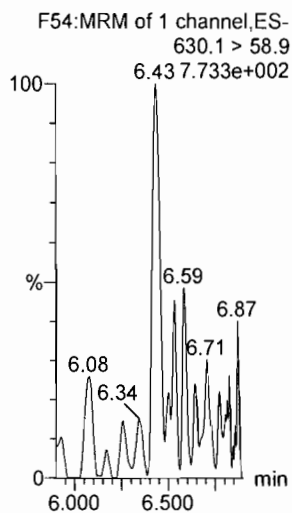
PFODA



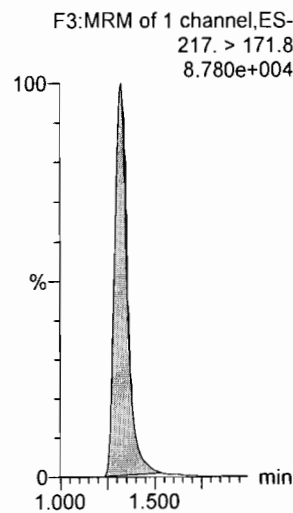
N-MeFOSE



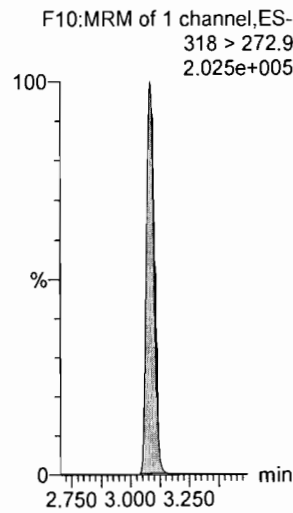
N-EtFOSE



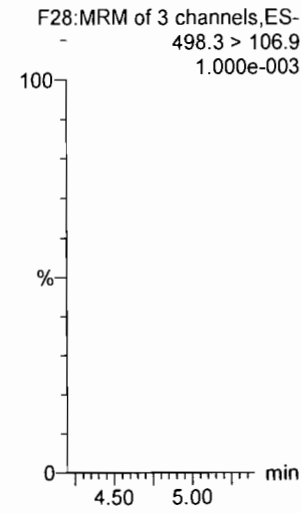
13C4-PFBA



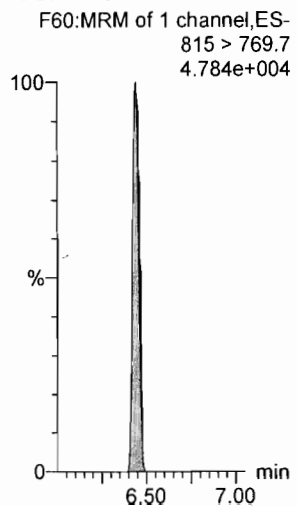
13C5-PFHxA



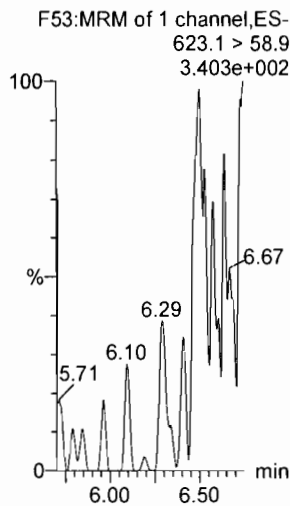
TCDA



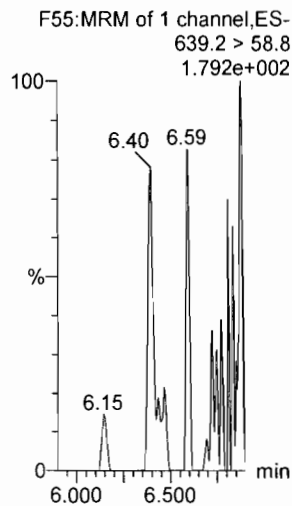
13C2-PFHxA



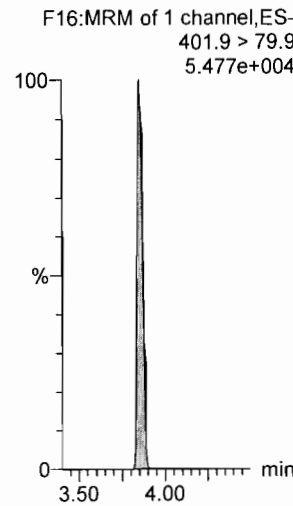
d7-N-MeFOSE



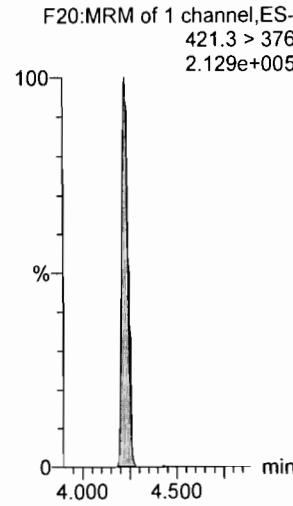
d9-N-EtFOSE



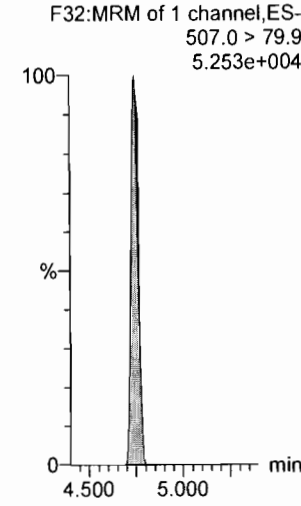
13C3-PFHxA



13C8-PFOA



13C8-PFOS



Dataset: U:\Q4.PRO\results\180111M1\180111M1-12.qld

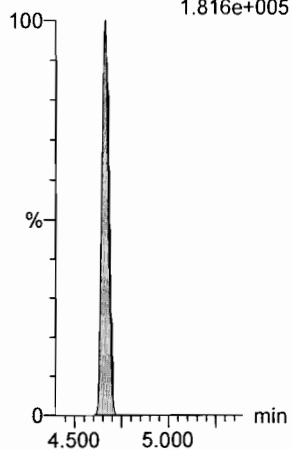
Last Altered: Monday, January 15, 2018 08:43:31 Pacific Standard Time

Printed: Monday, January 15, 2018 08:45:23 Pacific Standard Time

Name: 180111M1_12, Date: 12-Jan-2018, Time: 01:24:39, ID: ICV170111M1-1 PFC ICV 17L1403, Description: PFC ICV 17L1403

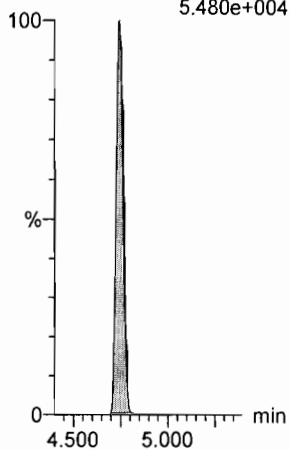
13C9-PFNA

F26:MRM of 1 channel,ES-
472.2 > 426.9
1.816e+005



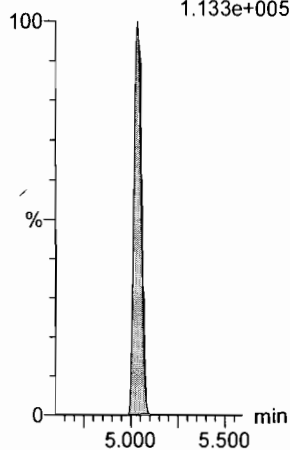
13C4-PFOS

F30:MRM of 1 channel,ES-
503 > 79.9
5.480e+004



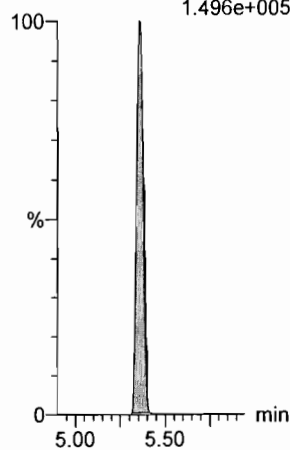
13C6-PFDA

F37:MRM of 1 channel,ES-
519.1 > 473.7
1.133e+005



13C7-PFUDa

F45:MRM of 1 channel,ES-
570.1 > 524.8
1.496e+005



Dataset: U:\Q4.PRO\results\180111M1\180111M1-11.qld

Last Altered: Saturday, January 13, 2018 11:22:02 Pacific Standard Time

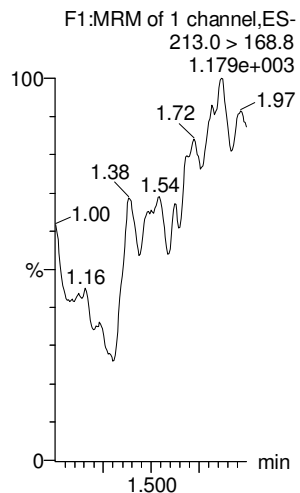
Printed: Saturday, January 13, 2018 11:23:48 Pacific Standard Time

Method: U:\Q4.PRO\MethDB\PFAS_FULL_80C_010818C.mdb 11 Jan 2018 15:33:36

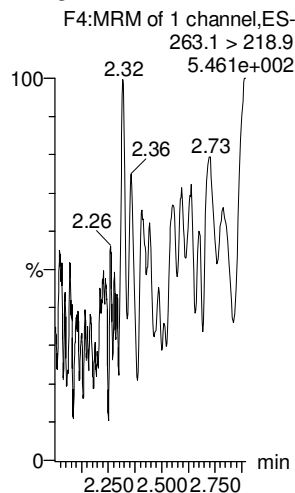
Calibration: 13 Jan 2018 11:22:02

Name: 170111M1_11, Date: 12-Jan-2018, Time: 01:13:28, ID: IPA, Description: IPA

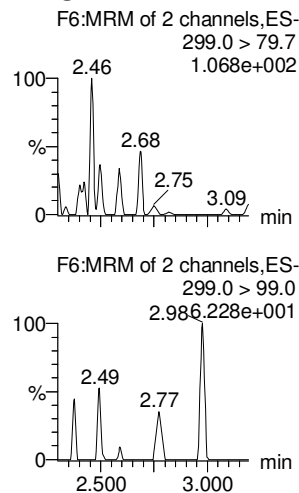
PFBA



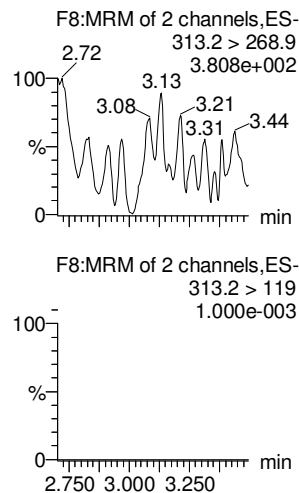
PFPeA



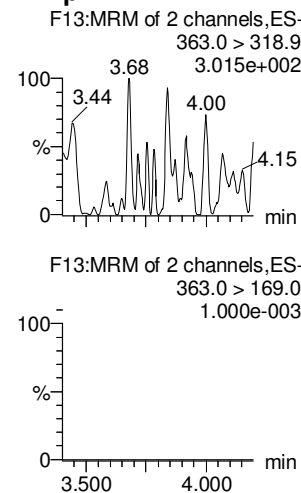
PFBS



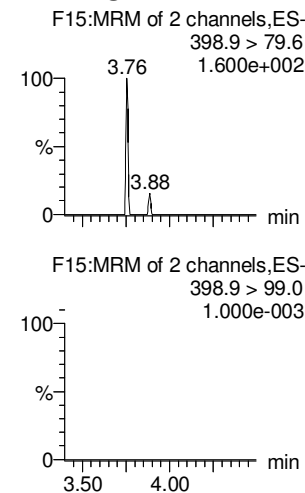
PFHxA



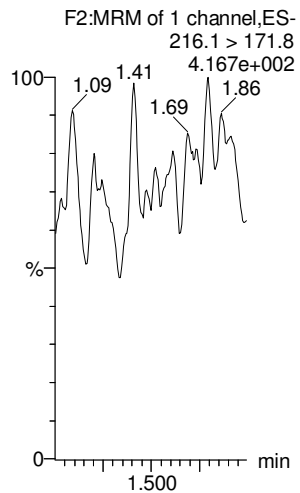
PFHpA



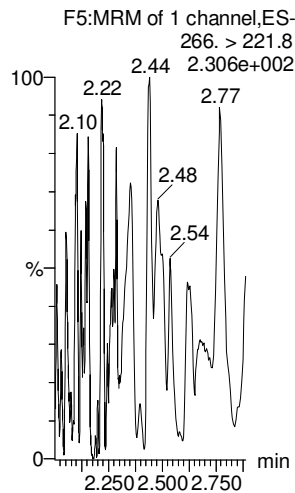
L-PFHxS




13C3-PFBA



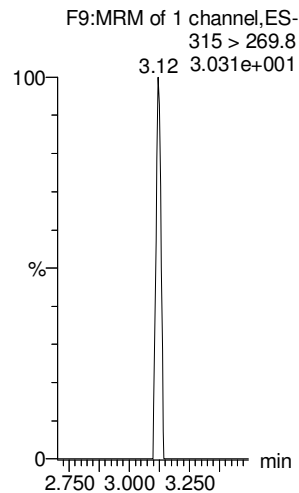
13C3-PFPeA



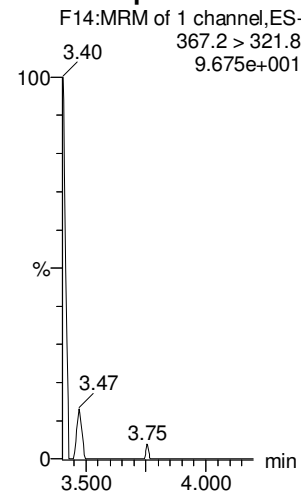
13C3-PFBS



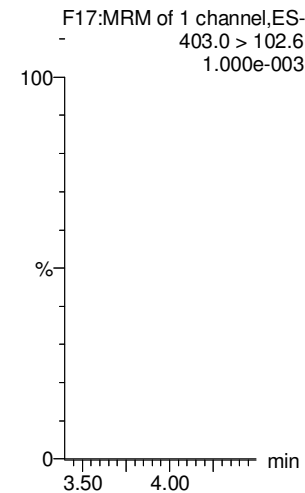
13C2-PFHxA



13C4-PFHpA



18O2-PFHxS



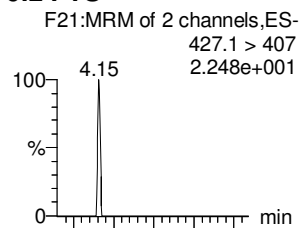
Dataset: U:\Q4.PRO\results\180111M1\180111M1-11.qld

Last Altered: Saturday, January 13, 2018 11:22:02 Pacific Standard Time

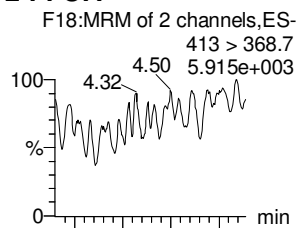
Printed: Saturday, January 13, 2018 11:23:48 Pacific Standard Time

Name: 170111M1_11, Date: 12-Jan-2018, Time: 01:13:28, ID: IPA, Description: IPA


6:2 FTS



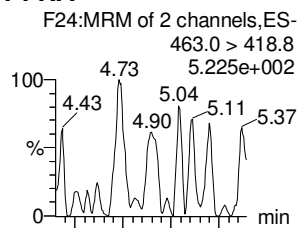
L-PFOA



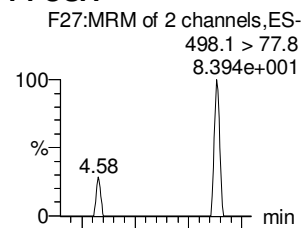
PFHpS



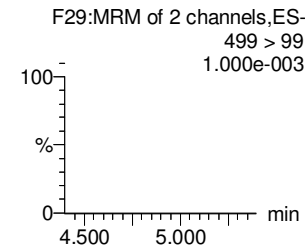
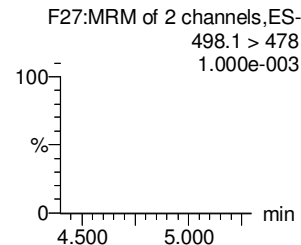
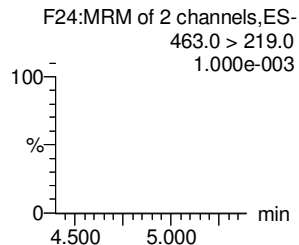
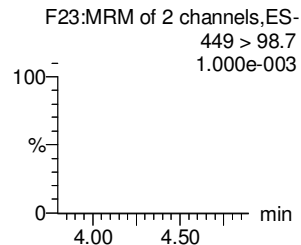
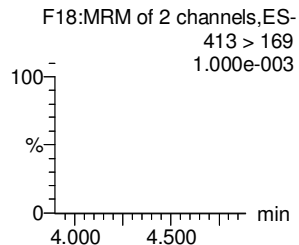
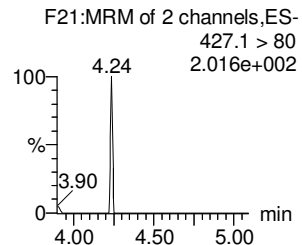
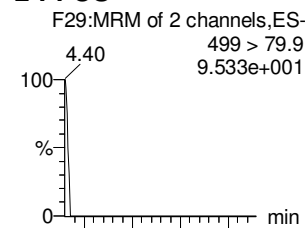
PFNA



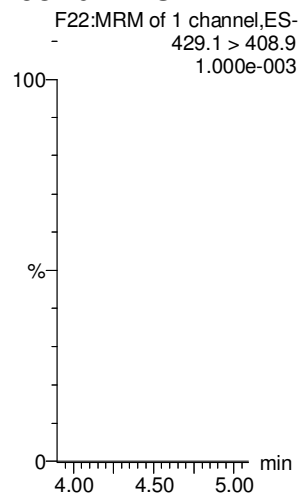
PFOSA



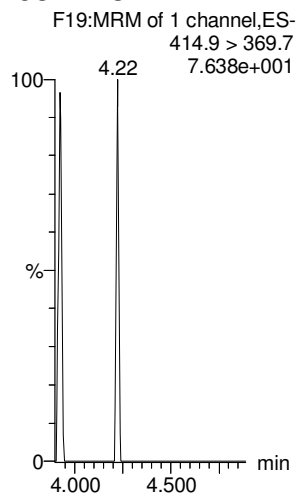
L-PFOS



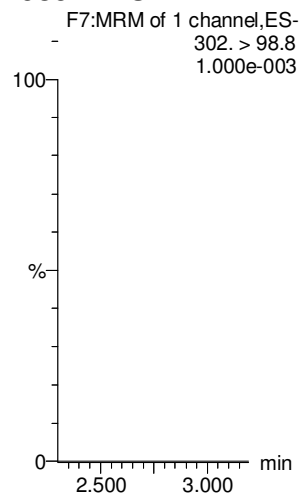
13C2-6:2 FTS



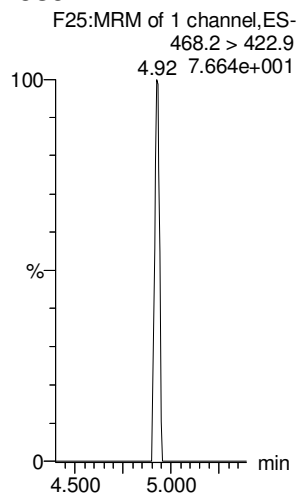
13C2-PFOA



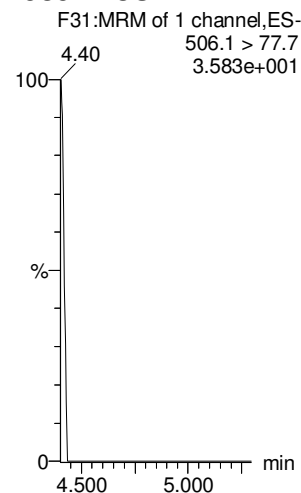
13C3-PFBS



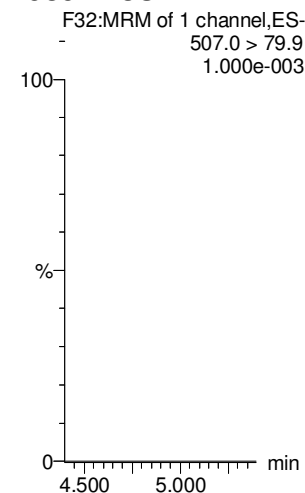
13C5-PFNA



13C8-PFOA



13C8-PFOS



Dataset: U:\Q4.PRO\results\180111M1\180111M1-11.qld

Last Altered: Saturday, January 13, 2018 11:22:02 Pacific Standard Time

Printed: Saturday, January 13, 2018 11:23:48 Pacific Standard Time

Name: 170111M1_11, Date: 12-Jan-2018, Time: 01:13:28, ID: IPA, Description: IPA

PFDA

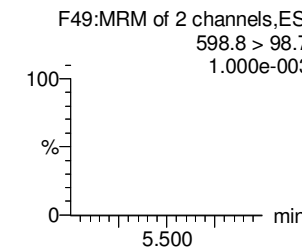
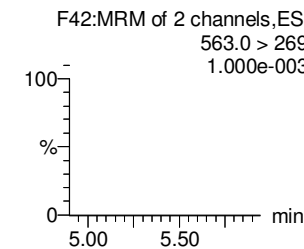
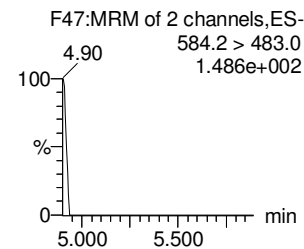
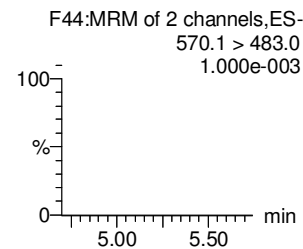
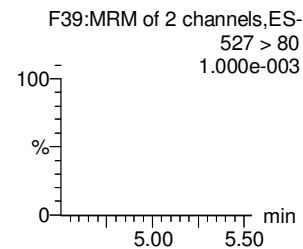
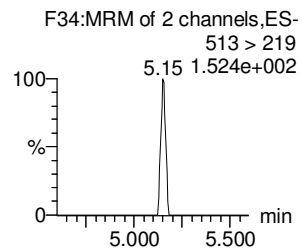
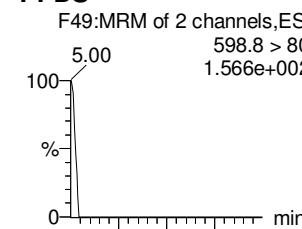
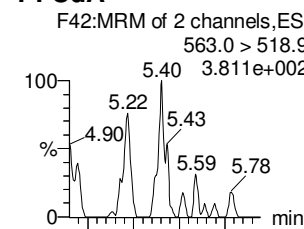
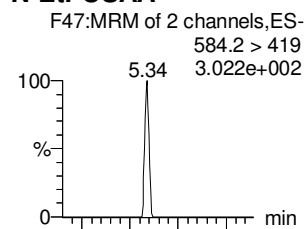
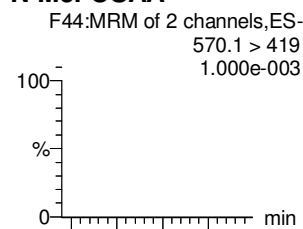
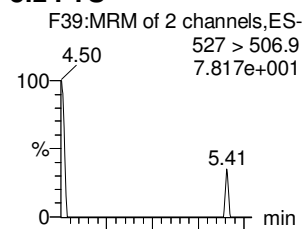
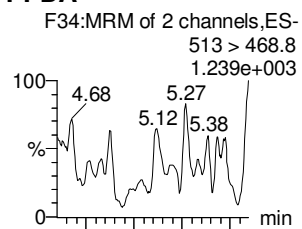
8:2 FTS

N-MeFOSAA

N-EtFOSAA

PFUdA

PFDS



13C2-PFDA

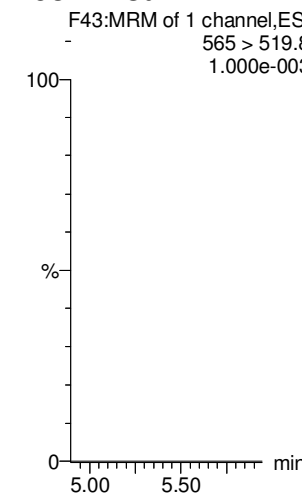
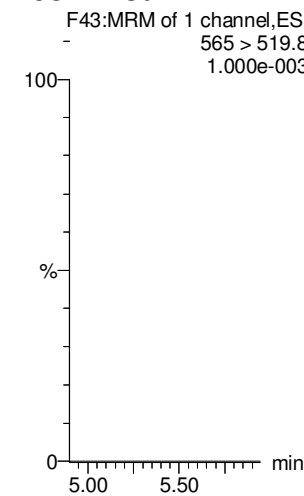
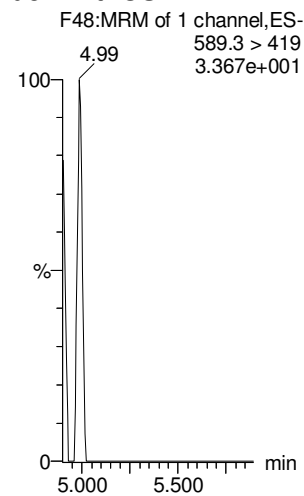
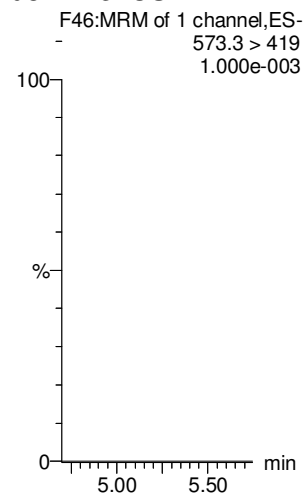
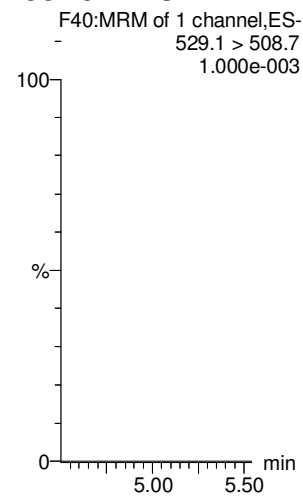
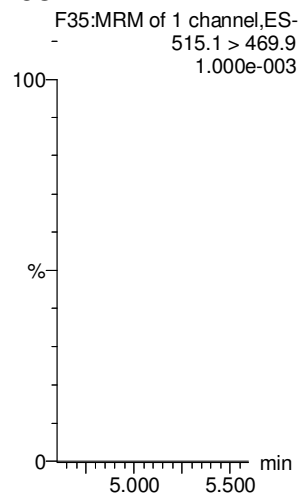
13C2-8:2 FTS

d3-N-MeFOSAA

d5-N-EtFOSAA

13C2-PFUdA

13C2-PFUdA



Dataset: U:\Q4.PRO\results\180111M1\180111M1-11.qld

Last Altered: Saturday, January 13, 2018 11:22:02 Pacific Standard Time

Printed: Saturday, January 13, 2018 11:23:48 Pacific Standard Time

Name: 170111M1_11, Date: 12-Jan-2018, Time: 01:13:28, ID: IPA, Description: IPA

PFDaA

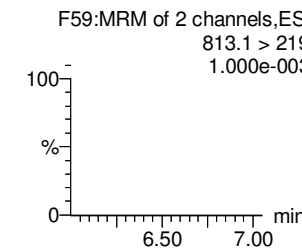
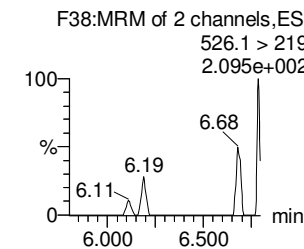
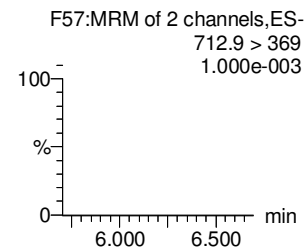
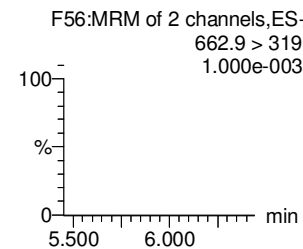
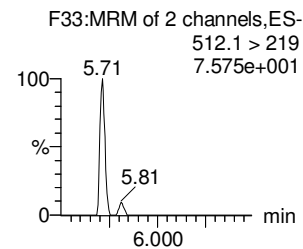
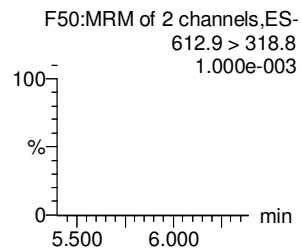
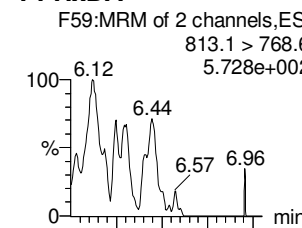
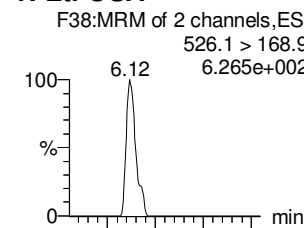
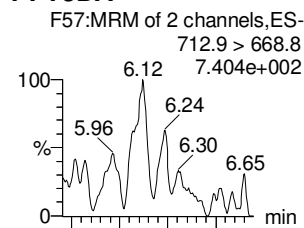
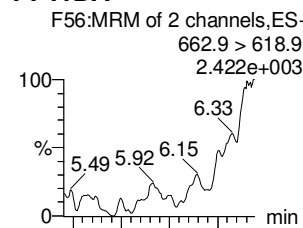
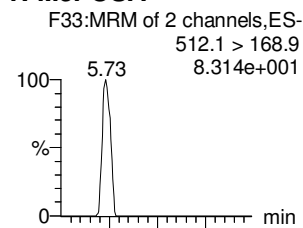
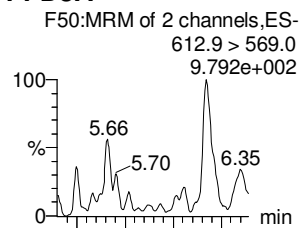
N-MeFOSA

PFTrDA

PFTeDA

N-EtFOSA

PFHxDA



13C2-PFDaA

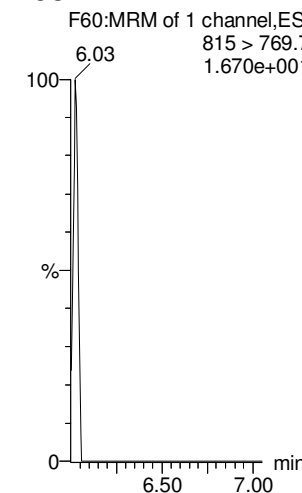
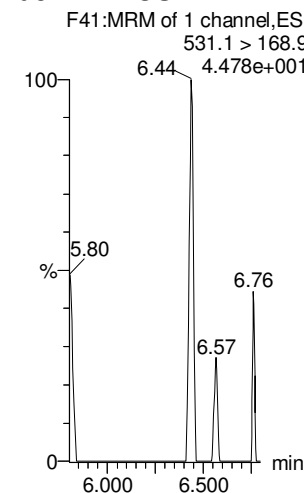
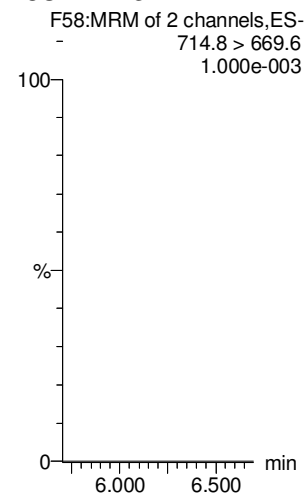
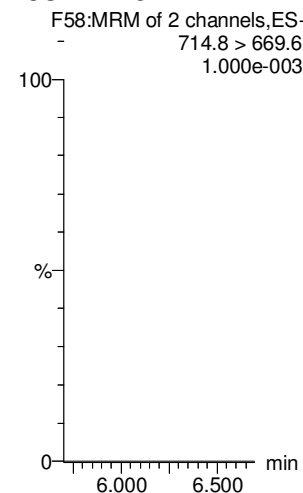
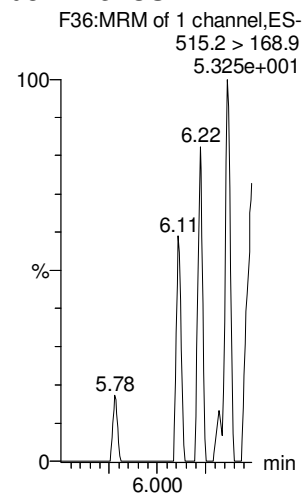
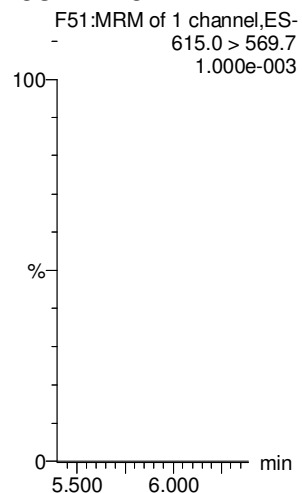
d3-N-MeFOSA

13C2-PFTeDA

13C2-PFTeDA

d5-N-ETFOSA

13C2-PFHxDA



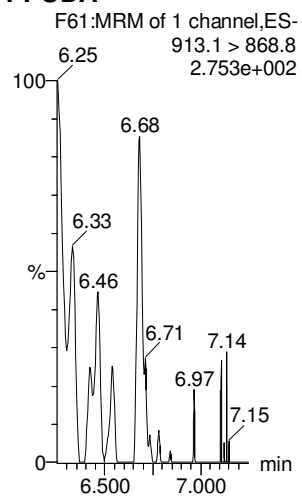
Dataset: U:\Q4.PRO\results\180111M1\180111M1-11.qld

Last Altered: Saturday, January 13, 2018 11:22:02 Pacific Standard Time

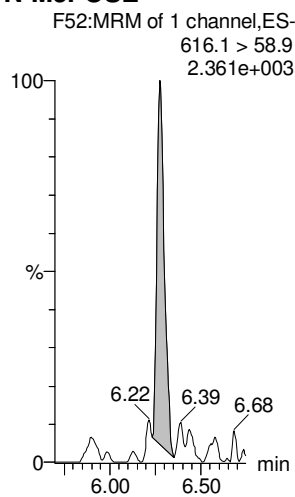
Printed: Saturday, January 13, 2018 11:23:48 Pacific Standard Time

Name: 170111M1_11, Date: 12-Jan-2018, Time: 01:13:28, ID: IPA, Description: IPA

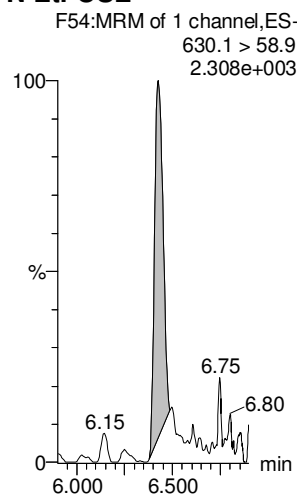
PFODA



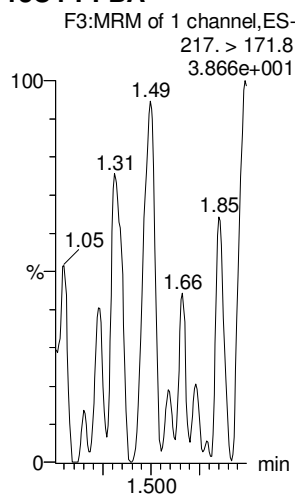
N-MeFOSE



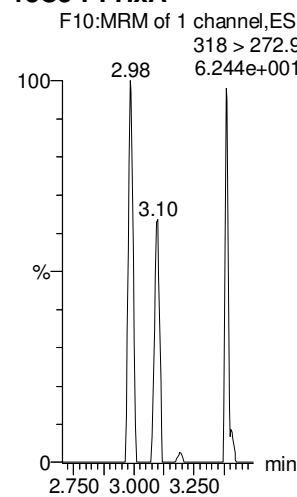
N-EtFOSE



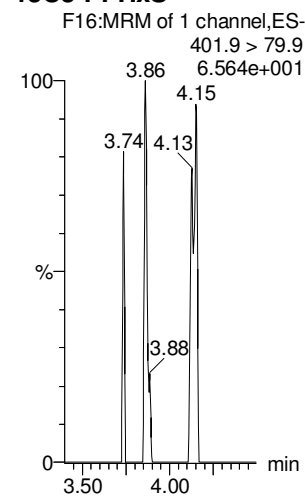
13C4-PFBA



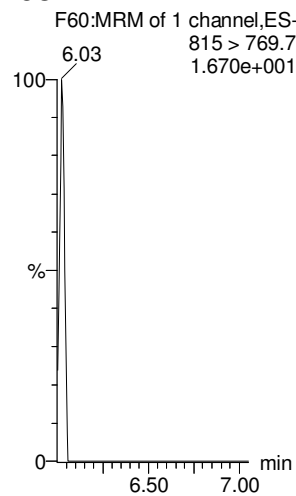
13C5-PFHxA



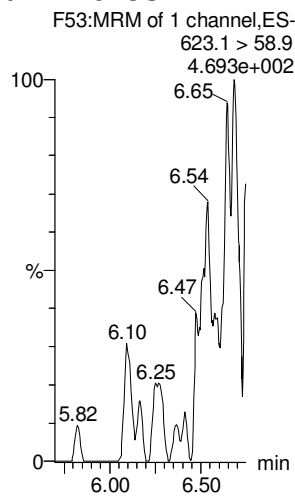
13C3-PFHxS



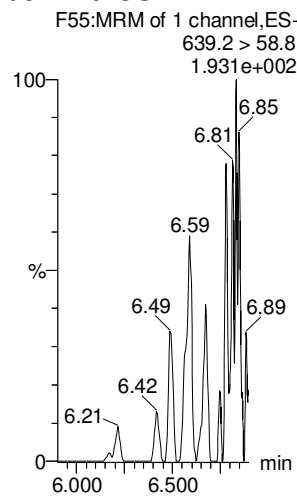
13C2-PFHxDA



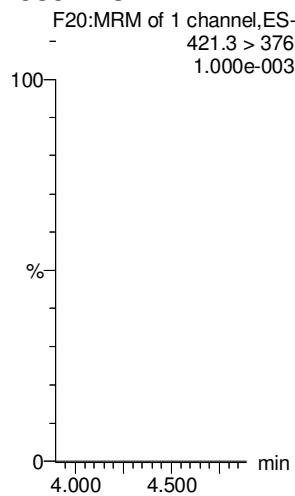
d7-N-MeFOSE



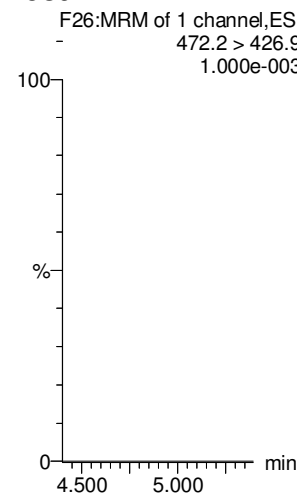
d9-N-EtFOSE



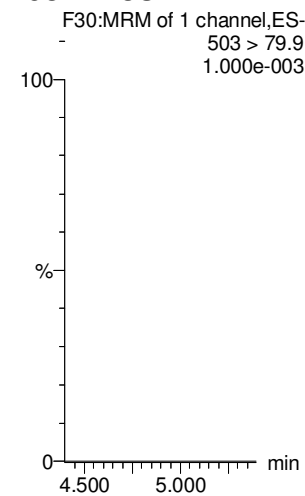
13C8-PFOA



13C9-PFNA



13C4-PFOS



Dataset: U:\Q4.PRO\results\180111M1\180111M1-11.qld

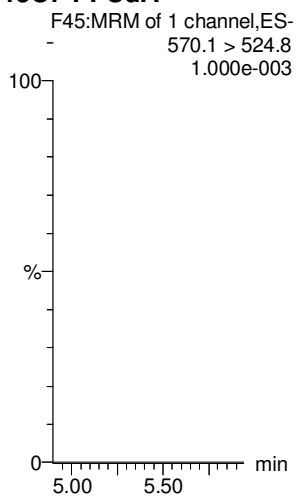
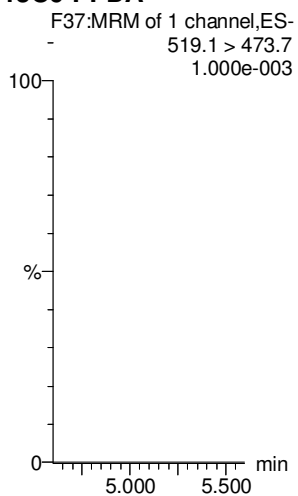
Last Altered: Saturday, January 13, 2018 11:22:02 Pacific Standard Time

Printed: Saturday, January 13, 2018 11:23:48 Pacific Standard Time

Name: 170111M1_11, Date: 12-Jan-2018, Time: 01:13:28, ID: IPA, Description: IPA

13C6-PFDA

13C7-PFUdA



Dataset: F:\Projects\PFAS.PRO\Results\180118M1\180118M1-CRV.qld

Last Altered: Friday, January 19, 2018 09:30:24 Pacific Standard Time

Printed: Friday, January 19, 2018 09:31:01 Pacific Standard Time

Method: F:\Projects\PFAS.PRO\MethDB\PFAS_FULL_80C_011618.mdb 17 Jan 2018 13:31:53
 Calibration: F:\Projects\PFAS.PRO\CurveDB\C18_VAL-PFAS_Q4_01-18-18-FULL.cdb 19 Jan 2018 09:30:24

AC
1/19/18

Compound name: PFBA

Correlation coefficient: $r = 0.998766$, $r^2 = 0.997534$

Calibration curve: $1.12321 * x + 0.0746027$

Response type: Internal Std (Ref 31), Area * (IS Conc. / IS Area)

Curve type: Linear, Origin: Include, Weighting: 1/x, Axis trans: None

1/19/18

#	Name	Type	Std. Conc	RT	Area	IS Area	Response	Conc.	%Dev	Conc. Flag	CoD	CoD Flag	x=excluded
1	1 180118M1_2	Standard	0.250	1.29	61.483	6628.176	0.116	0.0	-85.3	YES	0.998	NO	MMX
2	2 180118M1_3	Standard	0.500	1.30	289.665	6766.416	0.535	0.4	-18.0	NO	0.998	NO	MM
3	3 180118M1_4	Standard	1.000	1.30	610.926	6783.989	1.126	0.9	-6.4	NO	0.998	NO	MM
4	4 180118M1_5	Standard	2.000	1.31	1301.976	6314.151	2.577	2.2	11.4	NO	0.998	NO	MM
5	5 180118M1_6	Standard	5.000	1.31	3418.455	6706.746	6.371	5.6	12.1	NO	0.998	NO	MM
6	6 180118M1_7	Standard	10.000	1.32	7251.712	7498.908	12.088	10.7	7.0	NO	0.998	NO	bb
7	7 180118M1_8	Standard	50.000	1.32	34845.137	7335.596	59.377	52.8	5.6	NO	0.998	NO	bb
8	8 180118M1_9	Standard	100.000	1.33	70785.023	7463.100	118.558	105.5	5.5	NO	0.998	NO	bb
9	9 180118M1_10	Standard	250.000	1.32	191556.891	8867.412	270.029	240.3	-3.9	NO	0.998	NO	bb

Compound name: PFPeA

Correlation coefficient: $r = 0.998876$, $r^2 = 0.997753$

Calibration curve: $0.942465 * x + 0.121253$

Response type: Internal Std (Ref 32), Area * (IS Conc. / IS Area)

Curve type: Linear, Origin: Exclude, Weighting: 1/x, Axis trans: None

#	Name	Type	Std. Conc	RT	Area	IS Area	Response	Conc.	%Dev	Conc. Flag	CoD	CoD Flag	x=excluded
1	1 180118M1_2	Standard	0.250	2.30	209.304	8624.307	0.303	0.2	-22.7	NO	0.998	NO	bb
2	2 180118M1_3	Standard	0.500	2.30	363.103	8386.112	0.541	0.4	-10.9	NO	0.998	NO	bb
3	3 180118M1_4	Standard	1.000	2.29	794.859	9145.476	1.086	1.0	2.4	NO	0.998	NO	bb
4	4 180118M1_5	Standard	2.000	2.29	1419.128	8628.688	2.056	2.1	2.6	NO	0.998	NO	bb
5	5 180118M1_6	Standard	5.000	2.30	3859.556	8970.576	5.378	5.6	11.6	NO	0.998	NO	bb
6	6 180118M1_7	Standard	10.000	2.30	8408.020	10123.032	10.382	10.9	8.9	NO	0.998	NO	bb
7	7 180118M1_8	Standard	50.000	2.29	40198.230	9769.188	51.435	54.4	8.9	NO	0.998	NO	bb
8	8 180118M1_9	Standard	100.000	2.29	78963.547	10192.470	96.841	102.6	2.6	NO	0.998	NO	bb
9	9 180118M1_10	Standard	250.000	2.30	211458.484	11607.073	227.726	241.5	-3.4	NO	0.998	NO	bb

Dataset: F:\Projects\PFAS.PRO\Results\180118M1\180118M1-CRV.qld

Last Altered: Friday, January 19, 2018 09:30:24 Pacific Standard Time

Printed: Friday, January 19, 2018 09:31:01 Pacific Standard Time

Compound name: PFBS

Coefficient of Determination: $R^2 = 0.999752$

Calibration curve: $-0.000839655 * x^2 + 1.91091 * x + -0.0957011$

Response type: Internal Std (Ref 33), Area * (IS Conc. / IS Area)

Curve type: 2nd Order, Origin: Exclude, Weighting: 1/x, Axis trans: None

#	Name	Type	Std. Conc	RT	Area	IS Area	Response	Conc.	%Dev	Conc. Flag	CoD	CoD Flag	x=excluded
1	1 180118M1_2	Standard	0.250	2.57	46.403	1184.853	0.490	0.3	22.5	NO	1.000	NO	MM
2	2 180118M1_3	Standard	0.500	2.58	84.431	1175.155	0.898	0.5	4.0	NO	1.000	NO	bb
3	3 180118M1_4	Standard	1.000	2.57	164.026	1294.367	1.584	0.9	-12.1	NO	1.000	NO	bb
4	4 180118M1_5	Standard	2.000	2.57	334.754	1239.980	3.375	1.8	-9.1	NO	1.000	NO	bb
5	5 180118M1_6	Standard	5.000	2.57	898.063	1222.566	9.182	4.9	-2.7	NO	1.000	NO	bb
6	6 180118M1_7	Standard	10.000	2.57	1903.254	1302.228	18.269	9.7	-3.5	NO	1.000	NO	bb
7	7 180118M1_8	Standard	50.000	2.57	9151.818	1232.572	92.812	49.7	-0.6	NO	1.000	NO	bb
8	8 180118M1_9	Standard	100.000	2.57	18818.912	1268.084	185.505	101.7	1.7	NO	1.000	NO	bb
9	9 180118M1_10	Standard	250.000	2.57	48362.152	1425.323	424.133	249.3	-0.3	NO	1.000	NO	bb

Compound name: PFHxA

Correlation coefficient: $r = 0.996965$, $r^2 = 0.993939$

Calibration curve: $1.54608 * x + 0.228362$

Response type: Internal Std (Ref 34), Area * (IS Conc. / IS Area)

Curve type: Linear, Origin: Exclude, Weighting: 1/x, Axis trans: None

#	Name	Type	Std. Conc	RT	Area	IS Area	Response	Conc.	%Dev	Conc. Flag	CoD	CoD Flag	x=excluded
1	1 180118M1_2	Standard	0.250	3.07	309.327	3061.157	0.505	0.2	-28.4	NO	0.994	NO	bb
2	2 180118M1_3	Standard	0.500	3.07	569.600	3351.196	0.850	0.4	-19.6	NO	0.994	NO	bb
3	3 180118M1_4	Standard	1.000	3.07	1129.087	3244.312	1.740	1.0	-2.2	NO	0.994	NO	bb
4	4 180118M1_5	Standard	2.000	3.07	2246.596	3263.661	3.442	2.1	3.9	NO	0.994	NO	bb
5	5 180118M1_6	Standard	5.000	3.07	5464.627	3111.942	8.780	5.5	10.6	NO	0.994	NO	bb
6	6 180118M1_7	Standard	10.000	3.07	11490.620	2964.833	19.378	12.4	23.9	NO	0.994	NO	bb
7	7 180118M1_8	Standard	50.000	3.07	57324.000	3171.605	90.371	58.3	16.6	NO	0.994	NO	bb
8	8 180118M1_9	Standard	100.000	3.07	103193.250	3353.509	153.859	99.4	-0.6	NO	0.994	NO	bb
9	9 180118M1_10	Standard	250.000	3.07	308811.594	4166.901	370.553	239.5	-4.2	NO	0.994	NO	bb

Dataset: F:\Projects\PFAS.PRO\Results\180118M1\180118M1-CRV.qld

Last Altered: Friday, January 19, 2018 09:30:24 Pacific Standard Time

Printed: Friday, January 19, 2018 09:31:01 Pacific Standard Time

Compound name: PFHpA

Correlation coefficient: $r = 0.999711$, $r^2 = 0.999421$

Calibration curve: $1.18196 * x + 0.246261$

Response type: Internal Std (Ref 35), Area * (IS Conc. / IS Area)

Curve type: Linear, Origin: Exclude, Weighting: 1/x, Axis trans: None

#	Name	Type	Std. Conc	RT	Area	IS Area	Response	Conc.	%Dev	Conc. Flag	CoD	CoD Flag	x=excluded
1	1 180118M1_2	Standard	0.250	3.69	202.245	9221.989	0.274	0.0	-90.6	NO	0.999	NO	bbX
2	2 180118M1_3	Standard	0.500	3.69	528.518	9847.466	0.671	0.4	-28.2	NO	0.999	NO	bb
3	3 180118M1_4	Standard	1.000	3.68	1055.047	9050.854	1.457	1.0	2.4	NO	0.999	NO	bb
4	4 180118M1_5	Standard	2.000	3.68	2022.535	8772.772	2.882	2.2	11.5	NO	0.999	NO	bb
5	5 180118M1_6	Standard	5.000	3.68	4706.049	8900.424	6.609	5.4	7.7	NO	0.999	NO	bb
6	6 180118M1_7	Standard	10.000	3.68	10137.116	10152.992	12.480	10.4	3.5	NO	0.999	NO	bb
7	7 180118M1_8	Standard	50.000	3.68	48925.211	9974.576	61.312	51.7	3.3	NO	0.999	NO	bb
8	8 180118M1_9	Standard	100.000	3.68	98413.633	10264.402	119.848	101.2	1.2	NO	0.999	NO	bb
9	9 180118M1_10	Standard	250.000	3.68	270087.250	11587.292	291.361	246.3	-1.5	NO	0.999	NO	bb

Compound name: L-PFHxS

Coefficient of Determination: $R^2 = 0.996856$

Calibration curve: $-0.00222639 * x^2 + 2.0759 * x + -0.300696$

Response type: Internal Std (Ref 36), Area * (IS Conc. / IS Area)

Curve type: 2nd Order, Origin: Include, Weighting: 1/x, Axis trans: None

#	Name	Type	Std. Conc	RT	Area	IS Area	Response	Conc.	%Dev	Conc. Flag	CoD	CoD Flag	x=excluded
1	1 180118M1_2	Standard	0.250	3.84	38.358	1013.195	0.473	0.4	49.2	NO	0.997	NO	MMX
2	2 180118M1_3	Standard	0.500	3.84	66.364	1189.182	0.698	0.5	-3.8	NO	0.997	NO	MM
3	3 180118M1_4	Standard	1.000	3.83	192.606	1056.759	2.278	1.2	24.4	NO	0.997	NO	MM
4	4 180118M1_5	Standard	2.000	3.83	249.350	1103.874	2.824	1.5	-24.6	NO	0.997	NO	MM
5	5 180118M1_6	Standard	5.000	3.83	780.177	1319.570	7.390	3.7	-25.6	NO	0.997	NO	MM
6	6 180118M1_7	Standard	10.000	3.83	1990.649	1235.924	20.133	9.9	-0.5	NO	0.997	NO	MM
7	7 180118M1_8	Standard	50.000	3.83	8377.754	1108.625	94.461	48.1	-3.7	NO	0.997	NO	MM
8	8 180118M1_9	Standard	100.000	3.83	16920.900	1084.545	195.023	106.2	6.2	NO	0.997	NO	MM
9	9 180118M1_10	Standard	250.000	3.83	41918.746	1392.528	376.283	246.7	-1.3	NO	0.997	NO	MM

Dataset: F:\Projects\PFAS.PRO\Results\180118M1\180118M1-CRV.qld

Last Altered: Friday, January 19, 2018 09:30:24 Pacific Standard Time
 Printed: Friday, January 19, 2018 09:31:01 Pacific Standard Time

Compound name: 6:2 FTS

Coefficient of Determination: $R^2 = 0.998683$
 Calibration curve: $0.0060392 * x^2 + 2.60937 * x + 0.129675$
 Response type: Internal Std (Ref 36), Area * (IS Conc. / IS Area)
 Curve type: 2nd Order, Origin: Include, Weighting: 1/x, Axis trans: None

#	Name	Type	Std. Conc	RT	Area	IS Area	Response	Conc.	%Dev	Conc. Flag	CoD	CoD Flag	x=excluded
1	180118M1_2	Standard	0.250	4.15	48.967	1013.195	0.604	0.2	-27.3	NO	0.999	NO	MM
2	180118M1_3	Standard	0.500	4.15	168.546	1189.182	1.772	0.6	25.7	NO	0.999	NO	bb
3	180118M1_4	Standard	1.000	4.14	280.280	1056.759	3.315	1.2	21.7	NO	0.999	NO	bb
4	180118M1_5	Standard	2.000	4.14	436.456	1103.874	4.942	1.8	-8.2	NO	0.999	NO	bb
5	180118M1_6	Standard	5.000	4.15	1433.901	1319.570	13.583	5.1	1.9	NO	0.999	NO	bb
6	180118M1_7	Standard	10.000	4.14	2886.458	1235.924	29.193	10.9	8.6	NO	0.999	NO	bb
7	180118M1_8	Standard	50.000	4.14	12447.915	1108.625	140.353	48.3	-3.3	NO	0.999	NO	bb
8	180118M1_9	Standard	100.000	4.14	28101.162	1084.545	323.882	100.6	0.6	NO	0.999	NO	bb
9	180118M1_10	Standard	250.000	4.15	56343.238	1392.528	505.764	145.1	-42.0	NO	0.999	NO	bbX

Compound name: L-PFOA

Coefficient of Determination: $R^2 = 0.998391$
 Calibration curve: $0.0020041 * x^2 + 0.850209 * x + 0.267167$
 Response type: Internal Std (Ref 38), Area * (IS Conc. / IS Area)
 Curve type: 2nd Order, Origin: Exclude, Weighting: 1/x, Axis trans: None

#	Name	Type	Std. Conc	RT	Area	IS Area	Response	Conc.	%Dev	Conc. Flag	CoD	CoD Flag	x=excluded
1	180118M1_2	Standard	0.250	4.21	291.916	13210.429	0.276	0.0	-95.7	NO	0.998	NO	bbX
2	180118M1_3	Standard	0.500	4.20	663.043	12533.280	0.661	0.5	-7.4	NO	0.998	NO	bb
3	180118M1_4	Standard	1.000	4.20	1156.250	14471.168	0.999	0.9	-14.1	NO	0.998	NO	bb
4	180118M1_5	Standard	2.000	4.20	1843.751	11511.098	2.002	2.0	1.5	NO	0.998	NO	bb
5	180118M1_6	Standard	5.000	4.20	6511.923	15269.152	5.331	5.9	17.5	NO	0.998	NO	bb
6	180118M1_7	Standard	10.000	4.20	11430.950	15085.087	9.472	10.6	5.6	NO	0.998	NO	bb
7	180118M1_8	Standard	50.000	4.20	54724.012	14973.517	45.684	48.0	-4.0	NO	0.998	NO	bb
8	180118M1_9	Standard	100.000	4.20	125658.992	14777.377	106.293	100.8	0.8	NO	0.998	NO	bb
9	180118M1_10	Standard	250.000	4.20	287700.688	17936.301	200.502	168.5	-32.6	NO	0.998	NO	bbX

Dataset: F:\Projects\PFAS.PRO\Results\180118M1\180118M1-CRV.qld

Last Altered: Friday, January 19, 2018 09:30:24 Pacific Standard Time
 Printed: Friday, January 19, 2018 09:31:01 Pacific Standard Time

Compound name: PFHpS

Coefficient of Determination: R^2 = 0.996565

Calibration curve: $-0.000989347 * x^2 + 1.15533 * x + -0.25073$

Response type: Internal Std (Ref 41), Area * (IS Conc. / IS Area)

Curve type: 2nd Order, Origin: Exclude, Weighting: 1/x, Axis trans: None

#	Name	Type	Std. Conc	RT	Area	IS Area	Response	Conc.	%Dev	Conc. Flag	CoD	CoD Flag	x=excluded
1	180118M1_2	Standard	0.250	4.32	65.807	2935.768	0.280	0.5	83.9	NO	0.997	NO	bbX
2	180118M1_3	Standard	0.500	4.32	102.400	3156.818	0.405	0.6	13.7	NO	0.997	NO	bb
3	180118M1_4	Standard	1.000	4.31	235.703	3664.074	0.804	0.9	-8.6	NO	0.997	NO	bb
4	180118M1_5	Standard	2.000	4.31	647.025	3382.708	2.391	2.3	14.5	NO	0.997	NO	bb
5	180118M1_6	Standard	5.000	4.31	1226.254	2851.818	5.375	4.9	-2.2	NO	0.997	NO	bb
6	180118M1_7	Standard	10.000	4.31	2630.048	3554.643	9.249	8.3	-17.2	NO	0.997	NO	bb
7	180118M1_8	Standard	50.000	4.31	14732.976	3579.305	51.452	46.6	-6.8	NO	0.997	NO	bb
8	180118M1_9	Standard	100.000	4.31	28806.516	3186.816	112.991	108.0	8.0	NO	0.997	NO	bb
9	180118M1_10	Standard	250.000	4.31	67427.547	3754.260	224.503	246.6	-1.4	NO	0.997	NO	bb

Compound name: PFNA

Coefficient of Determination: R^2 = 0.991105

Calibration curve: $6.82411e-005 * x^2 + 1.04841 * x + 0.405064$

Response type: Internal Std (Ref 39), Area * (IS Conc. / IS Area)

Curve type: 2nd Order, Origin: Exclude, Weighting: 1/x, Axis trans: None

#	Name	Type	Std. Conc	RT	Area	IS Area	Response	Conc.	%Dev	Conc. Flag	CoD	CoD Flag	x=excluded
1	180118M1_2	Standard	0.250	4.65	314.120	10075.711	0.390			NO	0.991	NO	bbXI
2	180118M1_3	Standard	0.500	4.64	731.854	11524.767	0.794	0.4	-25.8	NO	0.991	NO	bb
3	180118M1_4	Standard	1.000	4.63	1273.129	10933.791	1.455	1.0	0.2	NO	0.991	NO	bb
4	180118M1_5	Standard	2.000	4.63	2574.239	12811.041	2.512	2.0	0.5	NO	0.991	NO	bb
5	180118M1_6	Standard	5.000	4.63	7088.249	14782.018	5.994	5.3	6.6	NO	0.991	NO	bb
6	180118M1_7	Standard	10.000	4.63	14004.606	14157.063	12.365	11.4	14.0	NO	0.991	NO	bb
7	180118M1_8	Standard	50.000	4.63	64483.078	13019.187	61.912	58.4	16.9	NO	0.991	NO	bb
8	180118M1_9	Standard	100.000	4.63	100861.891	13804.038	91.334	86.2	-13.8	NO	0.991	NO	bb
9	180118M1_10	Standard	250.000	4.64	321989.844	14864.908	270.763	253.7	1.5	NO	0.991	NO	bb

Dataset: F:\Projects\PFAS.PRO\Results\180118M1\180118M1-CRV.qld

Last Altered: Friday, January 19, 2018 09:30:24 Pacific Standard Time
 Printed: Friday, January 19, 2018 09:31:01 Pacific Standard Time

Compound name: PFOSA

Correlation coefficient: $r = 0.999319$, $r^2 = 0.998638$

Calibration curve: $1.02469 * x + 0.245921$

Response type: Internal Std (Ref 40), Area * (IS Conc. / IS Area)

Curve type: Linear, Origin: Exclude, Weighting: 1/x, Axis trans: None

#	Name	Type	Std. Conc	RT	Area	IS Area	Response	Conc.	%Dev	Conc. Flag	CoD	CoD Flag	x=excluded
1	180118M1_2	Standard	0.250	4.71	45.972	2230.248	0.258	0.0	-95.4	NO	0.999	NO	MMX
2	180118M1_3	Standard	0.500	4.70	102.410	2042.124	0.627	0.4	-25.6	NO	0.999	NO	bb
3	180118M1_4	Standard	1.000	4.69	220.218	2235.724	1.231	1.0	-3.8	NO	0.999	NO	bb
4	180118M1_5	Standard	2.000	4.69	359.360	2069.984	2.170	1.9	-6.1	NO	0.999	NO	bb
5	180118M1_6	Standard	5.000	4.69	1119.452	2106.655	6.642	6.2	24.8	NO	0.999	NO	bb
6	180118M1_7	Standard	10.000	4.69	2223.013	2378.393	11.683	11.2	11.6	NO	0.999	NO	bb
7	180118M1_8	Standard	50.000	4.69	10025.400	2395.824	52.307	50.8	1.6	NO	0.999	NO	bb
8	180118M1_9	Standard	100.000	4.69	19536.793	2430.352	100.483	97.8	-2.2	NO	0.999	NO	bb
9	180118M1_10	Standard	250.000	4.69	55588.324	2717.913	255.657	249.3	-0.3	NO	0.999	NO	bb

Compound name: L-PFOS

Coefficient of Determination: $R^2 = 0.998281$

Calibration curve: $-0.000701194 * x^2 + 1.21055 * x + -0.112546$

Response type: Internal Std (Ref 41), Area * (IS Conc. / IS Area)

Curve type: 2nd Order, Origin: Exclude, Weighting: 1/x, Axis trans: None

#	Name	Type	Std. Conc	RT	Area	IS Area	Response	Conc.	%Dev	Conc. Flag	CoD	CoD Flag	x=excluded
1	180118M1_2	Standard	0.250	4.73	57.670	2935.768	0.246	0.3	18.3	NO	0.998	NO	MM
2	180118M1_3	Standard	0.500	4.72	146.093	3156.818	0.578	0.6	14.2	NO	0.998	NO	MM
3	180118M1_4	Standard	1.000	4.72	236.649	3664.074	0.807	0.8	-24.0	NO	0.998	NO	MM
4	180118M1_5	Standard	2.000	4.72	444.272	3382.708	1.642	1.5	-27.5	NO	0.998	NO	MM
5	180118M1_6	Standard	5.000	4.72	1603.861	2851.818	7.030	5.9	18.4	NO	0.998	NO	MM
6	180118M1_7	Standard	10.000	4.72	3500.120	3554.643	12.308	10.3	3.2	NO	0.998	NO	MM
7	180118M1_8	Standard	50.000	4.72	15985.611	3579.305	55.827	47.5	-5.0	NO	0.998	NO	MM
8	180118M1_9	Standard	100.000	4.72	29734.006	3186.816	116.629	102.5	2.5	NO	0.998	NO	MM
9	180118M1_10	Standard	250.000	4.72	77534.656	3754.260	258.156	249.4	-0.3	NO	0.998	NO	MM

Dataset: F:\Projects\PFAS.PRO\Results\180118M1\180118M1-CRV.qld

Last Altered: Friday, January 19, 2018 09:30:24 Pacific Standard Time
 Printed: Friday, January 19, 2018 09:31:01 Pacific Standard Time

Compound name: PFDA

Coefficient of Determination: R² = 0.999432

Calibration curve: -0.000780615 * x² + 1.3466 * x + 0.00748908

Response type: Internal Std (Ref 42), Area * (IS Conc. / IS Area)

Curve type: 2nd Order, Origin: Exclude, Weighting: 1/x, Axis trans: None

#	Name	Type	Std. Conc	RT	Area	IS Area	Response	Conc.	%Dev	Conc. Flag	CoD	CoD Flag	x=excluded
1	1 180118M1_2	Standard	0.250	5.02	333.456	11220.915	0.371	0.3	8.1	NO	0.999	NO	bb
2	2 180118M1_3	Standard	0.500	5.01	669.635	11578.018	0.723	0.5	6.3	NO	0.999	NO	bb
3	3 180118M1_4	Standard	1.000	5.01	1303.494	13077.289	1.246	0.9	-8.0	NO	0.999	NO	bb
4	4 180118M1_5	Standard	2.000	5.01	2364.353	11837.361	2.497	1.9	-7.5	NO	0.999	NO	bb
5	5 180118M1_6	Standard	5.000	5.01	6889.574	11638.346	7.400	5.5	10.1	NO	0.999	NO	bb
6	6 180118M1_7	Standard	10.000	5.00	10863.809	11248.381	12.073	9.0	-9.9	NO	0.999	NO	bb
7	7 180118M1_8	Standard	50.000	5.01	66064.820	12675.076	65.152	49.8	-0.4	NO	0.999	NO	bb
8	8 180118M1_9	Standard	100.000	5.01	114660.672	11147.298	128.575	101.4	1.4	NO	0.999	NO	bb
9	9 180118M1_10	Standard	250.000	5.01	307848.719	13395.402	287.271	249.4	-0.2	NO	0.999	NO	bb

Compound name: 8:2 FTS

Coefficient of Determination: R² = 0.997978

Calibration curve: -0.000503731 * x² + 0.332424 * x + -0.046692

Response type: Internal Std (Ref 42), Area * (IS Conc. / IS Area)

Curve type: 2nd Order, Origin: Include, Weighting: 1/x, Axis trans: None

#	Name	Type	Std. Conc	RT	Area	IS Area	Response	Conc.	%Dev	Conc. Flag	CoD	CoD Flag	x=excluded
1	1 180118M1_2	Standard	0.250	4.99	35.901	11220.915	0.040	0.3	4.3	NO	0.998	NO	MM
2	2 180118M1_3	Standard	0.500	4.99	93.745	11578.018	0.101	0.4	-11.0	NO	0.998	NO	bb
3	3 180118M1_4	Standard	1.000	4.98	204.331	13077.289	0.195	0.7	-27.1	NO	0.998	NO	bb
4	4 180118M1_5	Standard	2.000	4.98	417.468	11837.361	0.441	1.5	-26.5	NO	0.998	NO	bb
5	5 180118M1_6	Standard	5.000	4.98	1614.665	11638.346	1.734	5.4	8.0	NO	0.998	NO	bb
6	6 180118M1_7	Standard	10.000	4.97	2689.601	11248.381	2.989	9.3	-7.4	NO	0.998	NO	bb
7	7 180118M1_8	Standard	50.000	4.98	16157.579	12675.076	15.934	52.2	4.4	NO	0.998	NO	bb
8	8 180118M1_9	Standard	100.000	4.98	24936.775	11147.298	27.963	99.2	-0.8	NO	0.998	NO	bb
9	9 180118M1_10	Standard	250.000	4.98	55231.094	13395.402	51.539	249.5	-0.2	NO	0.998	NO	bb

Dataset: F:\Projects\PFAS.PRO\Results\180118M1\180118M1-CRV.qld

Last Altered: Friday, January 19, 2018 09:30:24 Pacific Standard Time
 Printed: Friday, January 19, 2018 09:31:01 Pacific Standard Time

Compound name: N-MeFOSAA

Coefficient of Determination: $R^2 = 0.990474$
 Calibration curve: $0.00121633 * x^2 + 1.31517 * x + -0.0845914$
 Response type: Internal Std (Ref 44), Area * (IS Conc. / IS Area)
 Curve type: 2nd Order, Origin: Include, Weighting: 1/x, Axis trans: None

#	Name	Type	Std. Conc	RT	Area	IS Area	Response	Conc.	%Dev	Conc. Flag	CoD	CoD Flag	x=excluded
1	1 180118M1_2	Standard	0.250	5.18	65.090	2985.703	0.273	0.3	8.6	NO	0.990	NO	bb
2	2 180118M1_3	Standard	0.500	5.17	112.838	3644.077	0.387	0.4	-28.3	NO	0.990	NO	bb
3	3 180118M1_4	Standard	1.000	5.16	253.932	3360.004	0.945	0.8	-21.8	NO	0.990	NO	bb
4	4 180118M1_5	Standard	2.000	5.16	697.102	3142.509	2.773	2.2	8.4	NO	0.990	NO	bb
5	5 180118M1_6	Standard	5.000	5.16	2118.124	3545.096	7.469	5.7	14.3	NO	0.990	NO	bb
6	6 180118M1_7	Standard	10.000	5.16	3574.920	3256.635	13.722	10.4	4.0	NO	0.990	NO	bb
7	7 180118M1_8	Standard	50.000	5.16	17686.707	4197.069	52.676	38.7	-22.5	NO	0.990	NO	bb
8	8 180118M1_9	Standard	100.000	5.16	45882.086	3519.573	162.953	112.3	12.3	NO	0.990	NO	bb
9	9 180118M1_10	Standard	250.000	5.16	110700.992	3458.090	400.152	247.6	-1.0	NO	0.990	NO	bb

Compound name: N-EtFOSAA

Coefficient of Determination: $R^2 = 0.995306$
 Calibration curve: $-0.000318333 * x^2 + 1.2094 * x + -0.0720697$
 Response type: Internal Std (Ref 45), Area * (IS Conc. / IS Area)
 Curve type: 2nd Order, Origin: Include, Weighting: 1/x, Axis trans: None

#	Name	Type	Std. Conc	RT	Area	IS Area	Response	Conc.	%Dev	Conc. Flag	CoD	CoD Flag	x=excluded
1	1 180118M1_2	Standard	0.250	5.34	51.976	4136.433	0.157	0.2	-24.2	NO	0.995	NO	MM
2	2 180118M1_3	Standard	0.500	5.32	146.037	4482.346	0.407	0.4	-20.7	NO	0.995	NO	bb
3	3 180118M1_4	Standard	1.000	5.32	440.670	4101.455	1.343	1.2	17.0	NO	0.995	NO	bb
4	4 180118M1_5	Standard	2.000	5.32	611.447	3356.207	2.277	1.9	-2.8	NO	0.995	NO	bb
5	5 180118M1_6	Standard	5.000	5.32	2127.833	3539.426	7.515	6.3	25.7	NO	0.995	NO	bb
6	6 180118M1_7	Standard	10.000	5.32	3434.155	4207.344	10.203	8.5	-14.9	NO	0.995	NO	bb
7	7 180118M1_8	Standard	50.000	5.32	18434.148	4333.930	53.168	44.5	-10.9	NO	0.995	NO	bb
8	8 180118M1_9	Standard	100.000	5.31	37667.961	3716.367	126.696	107.9	7.9	NO	0.995	NO	bb
9	9 180118M1_10	Standard	250.000	5.32	100081.609	4466.246	280.106	247.8	-0.9	NO	0.995	NO	bb

Dataset: F:\Projects\PFAS.PRO\Results\180118M1\180118M1-CRV.qld

Last Altered: Friday, January 19, 2018 09:30:24 Pacific Standard Time

Printed: Friday, January 19, 2018 09:31:01 Pacific Standard Time

Compound name: PFUDA

Coefficient of Determination: $R^2 = 0.999287$

Calibration curve: $-0.00133748 * x^2 + 1.26612 * x + -0.028293$

Response type: Internal Std (Ref 46), Area * (IS Conc. / IS Area)

Curve type: 2nd Order, Origin: Exclude, Weighting: 1/x, Axis trans: None

#	Name	Type	Std. Conc	RT	Area	IS Area	Response	Conc.	%Dev.	Conc. Flag	CoD	CoD Flag	x=excluded
1	1 180118M1_2	Standard	0.250	5.35	458.173	15542.226	0.368	0.3	25.4	NO	0.999	NO	bb
2	2 180118M1_3	Standard	0.500	5.34	465.797	12565.826	0.463	0.4	-22.3	NO	0.999	NO	bb
3	3 180118M1_4	Standard	1.000	5.33	1358.875	14148.101	1.201	1.0	-2.8	NO	0.999	NO	bb
4	4 180118M1_5	Standard	2.000	5.33	2069.105	10704.468	2.416	1.9	-3.3	NO	0.999	NO	bb
5	5 180118M1_6	Standard	5.000	5.33	7196.309	14534.348	6.189	4.9	-1.3	NO	0.999	NO	bb
6	6 180118M1_7	Standard	10.000	5.33	13834.292	13444.508	12.862	10.3	2.9	NO	0.999	NO	bb
7	7 180118M1_8	Standard	50.000	5.33	74625.094	14974.295	62.294	52.1	4.2	NO	0.999	NO	bb
8	8 180118M1_9	Standard	100.000	5.33	121933.063	13867.754	109.907	96.7	-3.3	NO	0.999	NO	bb
9	9 180118M1_10	Standard	250.000	5.33	382704.000	20465.912	233.745	251.4	0.6	NO	0.999	NO	bb

Compound name: PFDS

Coefficient of Determination: $R^2 = 0.993237$

Calibration curve: $-0.000344885 * x^2 + 0.420964 * x + -0.000554845$

Response type: Internal Std (Ref 47), Area * (IS Conc. / IS Area)

Curve type: 2nd Order, Origin: Exclude, Weighting: 1/x, Axis trans: None

#	Name	Type	Std. Conc	RT	Area	IS Area	Response	Conc.	%Dev.	Conc. Flag	CoD	CoD Flag	x=excluded
1	1 180118M1_2	Standard	0.250	5.39	85.499	9893.501	0.108	0.3	3.2	NO	0.993	NO	bb
2	2 180118M1_3	Standard	0.500	5.38	141.148	10043.421	0.176	0.4	-16.2	NO	0.993	NO	bb
3	3 180118M1_4	Standard	1.000	5.38	383.691	9790.955	0.490	1.2	16.6	NO	0.993	NO	bb
4	4 180118M1_5	Standard	2.000	5.38	571.169	8348.712	0.855	2.0	1.8	NO	0.993	NO	bb
5	5 180118M1_6	Standard	5.000	5.38	1652.684	11191.940	1.846	4.4	-12.0	NO	0.993	NO	bb
6	6 180118M1_7	Standard	10.000	5.38	3548.905	9353.654	4.743	11.4	13.7	NO	0.993	NO	bb
7	7 180118M1_8	Standard	50.000	5.38	15014.423	10944.460	17.148	42.2	-15.6	NO	0.993	NO	bb
8	8 180118M1_9	Standard	100.000	5.38	32755.502	9724.193	42.106	109.9	9.9	NO	0.993	NO	bb
9	9 180118M1_10	Standard	250.000	5.38	80811.016	12186.347	82.891	246.8	-1.3	NO	0.993	NO	bb

Dataset: F:\Projects\PFAS.PRO\Results\180118M1\180118M1-CRV.qld

Last Altered: Friday, January 19, 2018 09:30:24 Pacific Standard Time
 Printed: Friday, January 19, 2018 09:31:01 Pacific Standard Time

Compound name: PFDoA

Coefficient of Determination: R² = 0.999037

Calibration curve: $-0.001843 * x^2 + 1.87892 * x + -0.0241226$

Response type: Internal Std (Ref 47), Area * (IS Conc. / IS Area)

Curve type: 2nd Order, Origin: Exclude, Weighting: 1/x, Axis trans: None

#	Name	Type	Std. Conc	RT	Area	IS Area	Response	Conc.	%Dev	Conc. Flag	CoD	CoD Flag	x=excluded
1	1 180118M1_2	Standard	0.250	5.63	299.221	9893.501	0.378	0.2	-14.4	NO	0.999	NO	bb
2	2 180118M1_3	Standard	0.500	5.62	758.312	10043.421	0.944	0.5	3.1	NO	0.999	NO	bb
3	3 180118M1_4	Standard	1.000	5.62	1371.189	9790.955	1.751	0.9	-5.5	NO	0.999	NO	bb
4	4 180118M1_5	Standard	2.000	5.62	2633.308	8348.712	3.943	2.1	5.8	NO	0.999	NO	bb
5	5 180118M1_6	Standard	5.000	5.61	8443.216	11191.940	9.430	5.1	1.1	NO	0.999	NO	bb
6	6 180118M1_7	Standard	10.000	5.61	15777.884	9353.654	21.085	11.4	13.6	NO	0.999	NO	bb
7	7 180118M1_8	Standard	50.000	5.61	75041.953	10944.460	85.708	47.9	-4.2	NO	0.999	NO	bb
8	8 180118M1_9	Standard	100.000	5.61	132205.734	9724.193	169.944	100.3	0.3	NO	0.999	NO	bb
9	9 180118M1_10	Standard	250.000	5.61	346028.656	12186.347	354.935	250.4	0.2	NO	0.999	NO	bb

Compound name: N-MeFOSA

Coefficient of Determination: R² = 0.999505

Calibration curve: $-0.000243814 * x^2 + 1.15095 * x + -0.281066$

Response type: Internal Std (Ref 48), Area * (IS Conc. / IS Area)

Curve type: 2nd Order, Origin: Include, Weighting: 1/x, Axis trans: None

#	Name	Type	Std. Conc	RT	Area	IS Area	Response	Conc.	%Dev	Conc. Flag	CoD	CoD Flag	x=excluded
1	1 180118M1_2	Standard	1.250	5.73	116.429	14980.832	1.166	1.3	0.6	NO	1.000	NO	bb
2	2 180118M1_3	Standard	2.500	5.73	268.476	16001.392	2.517	2.4	-2.7	NO	1.000	NO	bb
3	3 180118M1_4	Standard	5.000	5.72	557.264	15583.063	5.364	4.9	-1.8	NO	1.000	NO	bb
4	4 180118M1_5	Standard	10.000	5.72	1039.506	14787.801	10.544	9.4	-5.8	NO	1.000	NO	bb
5	5 180118M1_6	Standard	25.000	5.72	2797.980	15817.274	26.534	23.4	-6.3	NO	1.000	NO	bb
6	6 180118M1_7	Standard	50.000	5.72	6019.913	16636.686	54.277	47.9	-4.2	NO	1.000	NO	bb
7	7 180118M1_8	Standard	250.000	5.72	28417.568	15942.258	267.380	245.3	-1.9	NO	1.000	NO	bd
8	8 180118M1_9	Standard	500.000	5.72	53888.371	15285.314	528.825	516.1	3.2	NO	1.000	NO	bb
9	9 180118M1_10	Standard	1250.000	5.72	135261.641	19273.289	1052.713	1241.3	-0.7	NO	1.000	NO	bb

Dataset: F:\Projects\PFAS.PRO\Results\180118M1\180118M1-CRV.qld

Last Altered: Friday, January 19, 2018 09:30:24 Pacific Standard Time
 Printed: Friday, January 19, 2018 09:31:01 Pacific Standard Time

Compound name: PFTrDA

Coefficient of Determination: R² = 0.995844

Calibration curve: $-0.00306919 * x^2 + 2.32165 * x + -0.0280397$

Response type: Internal Std (Ref 47), Area * (IS Conc. / IS Area)

Curve type: 2nd Order, Origin: Exclude, Weighting: 1/x, Axis trans: None

#	Name	Type	Std. Conc	RT	Area	IS Area	Response	Conc.	%Dev	Conc. Flag	CoD	CoD Flag	x=excluded
1	1 180118M1_2	Standard	0.250	5.87	499.499	9893.501	0.631	0.3	13.6	NO	0.996	NO	bb
2	2 180118M1_3	Standard	0.500	5.87	901.180	10043.421	1.122	0.5	-0.9	NO	0.996	NO	bb
3	3 180118M1_4	Standard	1.000	5.87	1658.061	9790.955	2.117	0.9	-7.5	NO	0.996	NO	bb
4	4 180118M1_5	Standard	2.000	5.87	2996.775	8348.712	4.487	1.9	-2.5	NO	0.996	NO	bb
5	5 180118M1_6	Standard	5.000	5.86	9846.838	11191.940	10.998	4.8	-4.4	NO	0.996	NO	bb
6	6 180118M1_7	Standard	10.000	5.86	18190.943	9353.654	24.310	10.6	6.3	NO	0.996	NO	bb
7	7 180118M1_8	Standard	50.000	5.86	84453.227	10944.460	96.457	44.1	-11.7	NO	0.996	NO	bb
8	8 180118M1_9	Standard	100.000	5.86	168229.531	9724.193	216.251	108.8	8.8	NO	0.996	NO	bb
9	9 180118M1_10	Standard	250.000	5.86	375316.156	12186.347	384.976	245.5	-1.8	NO	0.996	NO	bb

Compound name: PFTeDA

Coefficient of Determination: R² = 0.998425

Calibration curve: $-0.00275286 * x^2 + 2.43466 * x + -0.000678863$

Response type: Internal Std (Ref 49), Area * (IS Conc. / IS Area)

Curve type: 2nd Order, Origin: Exclude, Weighting: 1/x, Axis trans: None

#	Name	Type	Std. Conc	RT	Area	IS Area	Response	Conc.	%Dev	Conc. Flag	CoD	CoD Flag	x=excluded
1	1 180118M1_2	Standard	0.250	6.09	235.263	5037.853	0.584	0.2	-4.0	NO	0.998	NO	bb
2	2 180118M1_3	Standard	0.500	6.09	566.438	5022.793	1.410	0.6	15.9	NO	0.998	NO	bb
3	3 180118M1_4	Standard	1.000	6.08	1003.571	5471.021	2.293	0.9	-5.7	NO	0.998	NO	bb
4	4 180118M1_5	Standard	2.000	6.08	2042.652	4792.470	5.328	2.2	9.7	NO	0.998	NO	bb
5	5 180118M1_6	Standard	5.000	6.08	4811.064	4987.284	12.058	5.0	-0.4	NO	0.998	NO	bb
6	6 180118M1_7	Standard	10.000	6.08	7877.303	5020.775	19.612	8.1	-18.7	NO	0.998	NO	bb
7	7 180118M1_8	Standard	50.000	6.08	53073.254	5696.931	116.451	50.7	1.5	NO	0.998	NO	bb
8	8 180118M1_9	Standard	100.000	6.08	85685.117	4864.495	220.180	102.3	2.3	NO	0.998	NO	db
9	9 180118M1_10	Standard	250.000	6.08	233984.891	6727.290	434.768	248.3	-0.7	NO	0.998	NO	db

Dataset: F:\Projects\PFAS.PRO\Results\180118M1\180118M1-CRV.qld

Last Altered: Friday, January 19, 2018 09:30:24 Pacific Standard Time
 Printed: Friday, January 19, 2018 09:31:01 Pacific Standard Time

Compound name: N-EtFOSA

Coefficient of Determination: R² = 0.999666

Calibration curve: -0.000120496 * x² + 0.962768 * x + -0.128086

Response type: Internal Std (Ref 50), Area * (IS Conc. / IS Area)

Curve type: 2nd Order, Origin: Exclude, Weighting: 1/x, Axis trans: None

#	Name	Type	Std. Conc	RT	Area	IS Area	Response	Conc.	%Dev	Conc. Flag	CoD	CoD Flag	x=excluded
1	1 180118M1_2	Standard	1.250	6.13	161.605	21657.963	1.119	1.3	3.7	NO	1.000	NO	bb
2	2 180118M1_3	Standard	2.500	6.12	346.068	23140.080	2.243	2.5	-1.4	NO	1.000	NO	bb
3	3 180118M1_4	Standard	5.000	6.12	735.740	23495.924	4.697	5.0	0.3	NO	1.000	NO	bb
4	4 180118M1_5	Standard	10.000	6.12	1374.844	21361.910	9.654	10.2	1.7	NO	1.000	NO	bb
5	5 180118M1_6	Standard	25.000	6.12	3743.706	23496.209	23.900	25.0	0.1	NO	1.000	NO	bb
6	6 180118M1_7	Standard	50.000	6.12	7648.640	24992.623	45.905	48.1	-3.8	NO	1.000	NO	bb
7	7 180118M1_8	Standard	250.000	6.12	37304.500	24702.057	226.527	242.8	-2.9	NO	1.000	NO	bb
8	8 180118M1_9	Standard	500.000	6.12	71421.711	23172.662	462.323	513.3	2.7	NO	1.000	NO	bb
9	9 180118M1_10	Standard	1250.000	6.12	174863.219	25919.678	1011.952	1245.3	-0.4	NO	1.000	NO	bb

Compound name: PFHxDA

Coefficient of Determination: R² = 0.997076

Calibration curve: -0.000851985 * x² + 0.727571 * x + 0.155465

Response type: Internal Std (Ref 51), Area * (IS Conc. / IS Area)

Curve type: 2nd Order, Origin: Exclude, Weighting: 1/x, Axis trans: None

#	Name	Type	Std. Conc	RT	Area	IS Area	Response	Conc.	%Dev	Conc. Flag	CoD	CoD Flag	x=excluded
1	1 180118M1_2	Standard	0.250	6.42	136.818	2243.896	0.305	0.2	-17.8	NO	0.997	NO	bb
2	2 180118M1_3	Standard	0.500	6.42	232.633	2515.967	0.462	0.4	-15.6	NO	0.997	NO	bb
3	3 180118M1_4	Standard	1.000	6.42	523.195	2432.108	1.076	1.3	26.7	NO	0.997	NO	bb
4	4 180118M1_5	Standard	2.000	6.42	896.666	3031.573	1.479	1.8	-8.9	NO	0.997	NO	bb
5	5 180118M1_6	Standard	5.000	6.42	2407.783	3077.301	3.912	5.2	3.9	NO	0.997	NO	bb
6	6 180118M1_7	Standard	10.000	6.42	5341.036	3099.393	8.616	11.8	17.9	NO	0.997	NO	bb
7	7 180118M1_8	Standard	50.000	6.42	20491.061	3239.779	31.624	45.7	-8.6	NO	0.997	NO	bb
8	8 180118M1_9	Standard	100.000	6.42	44007.414	3340.108	65.877	102.7	2.7	NO	0.997	NO	bb
9	9 180118M1_10	Standard	250.000	6.42	116565.555	4528.296	128.708	249.7	-0.1	NO	0.997	NO	bb

Dataset: F:\Projects\PFAS.PRO\Results\180118M1\180118M1-CRV.qld

Last Altered: Friday, January 19, 2018 09:30:24 Pacific Standard Time
 Printed: Friday, January 19, 2018 09:31:01 Pacific Standard Time

Compound name: PFODA

Coefficient of Determination: $R^2 = 0.998863$

Calibration curve: $-0.00176379 * x^2 + 0.727145 * x + 0.0519948$

Response type: Internal Std (Ref 51), Area * (IS Conc. / IS Area)

Curve type: 2nd Order, Origin: Include, Weighting: 1/x, Axis trans: None

#	Name	Type	Std. Conc	RT	Area	IS Area	Response	Conc.	%Dev	Conc. Flag	CoD	CoD Flag	x=excluded
1	1 180118M1_2	Standard	0.250	6.66	123.982	2243.896	0.276	0.3	23.5	NO	0.999	NO	bb
2	2 180118M1_3	Standard	0.500	6.65	204.443	2515.967	0.406	0.5	-2.4	NO	0.999	NO	bb
3	3 180118M1_4	Standard	1.000	6.65	457.650	2432.108	0.941	1.2	22.6	NO	0.999	NO	bb
4	4 180118M1_5	Standard	2.000	6.65	788.671	3031.573	1.301	1.7	-13.8	NO	0.999	NO	bb
5	5 180118M1_6	Standard	5.000	6.65	2227.081	3077.301	3.619	5.0	-0.7	NO	0.999	NO	bb
6	6 180118M1_7	Standard	10.000	6.65	4390.066	3099.393	7.082	9.9	-0.9	NO	0.999	NO	bb
7	7 180118M1_8	Standard	50.000	6.65	20839.658	3239.779	32.162	50.3	0.6	NO	0.999	NO	bb
8	8 180118M1_9	Standard	100.000	6.65	36779.527	3340.108	55.057	99.8	-0.2	NO	0.999	NO	bb
9	9 180118M1_10	Standard	250.000	6.65	109566.594	4528.296	120.980			NO	0.999	NO	bbXI

Compound name: N-MeFOSE

Correlation coefficient: $r = 0.999655$, $r^2 = 0.999310$

Calibration curve: $0.958394 * x + 0.409465$

Response type: Internal Std (Ref 52), Area * (IS Conc. / IS Area)

Curve type: Linear, Origin: Exclude, Weighting: 1/x, Axis trans: None

#	Name	Type	Std. Conc	RT	Area	IS Area	Response	Conc.	%Dev	Conc. Flag	CoD	CoD Flag	x=excluded
1	1 180118M1_2	Standard	1.250	6.28	172.182	17415.396	1.483	1.1	-10.4	NO	0.999	NO	bb
2	2 180118M1_3	Standard	2.500	6.28	300.986	19984.701	2.259	1.9	-22.8	NO	0.999	NO	bb
3	3 180118M1_4	Standard	5.000	6.28	719.831	20721.902	5.211	5.0	0.2	NO	0.999	NO	bb
4	4 180118M1_5	Standard	10.000	6.28	1316.902	18123.596	10.899	10.9	9.5	NO	0.999	NO	bb
5	5 180118M1_6	Standard	25.000	6.28	3394.358	17435.055	29.203	30.0	20.2	NO	0.999	NO	bb
6	6 180118M1_7	Standard	50.000	6.27	7919.895	23477.758	50.600	52.4	4.7	NO	0.999	NO	bb
7	7 180118M1_8	Standard	250.000	6.27	34673.496	21728.279	239.367	249.3	-0.3	NO	0.999	NO	bb
8	8 180118M1_9	Standard	500.000	6.27	72242.891	22800.027	475.282	495.5	-0.9	NO	0.999	NO	bd
9	9 180118M1_10	Standard	1250.000	6.27	201017.609	25210.842	1196.019	1247.5	-0.2	NO	0.999	NO	bd

Dataset: F:\Projects\PFAS.PRO\Results\180118M1\180118M1-CRV.qld

Last Altered: Friday, January 19, 2018 09:30:24 Pacific Standard Time

Printed: Friday, January 19, 2018 09:31:01 Pacific Standard Time

Compound name: N-EtFOSE

Correlation coefficient: $r = 0.997200$, $r^2 = 0.994407$

Calibration curve: $1.12061 * x + 0.46359$

Response type: Internal Std (Ref 53), Area * (IS Conc. / IS Area)

Curve type: Linear, Origin: Exclude, Weighting: 1/x, Axis trans: None

#	Name	Type	Std. Conc	RT	Area	IS Area	Response	Conc.	%Dev.	Conc. Flag	CoD	CoD Flag	x=excluded
1	180118M1_2	Standard	1.250	6.43	203.407	19155.027	1.593	1.0	-19.4	NO	0.994	NO	bb
2	180118M1_3	Standard	2.500	6.43	332.453	18968.391	2.629	1.9	-22.7	NO	0.994	NO	bb
3	180118M1_4	Standard	5.000	6.42	692.892	17547.807	5.923	4.9	-2.6	NO	0.994	NO	bb
4	180118M1_5	Standard	10.000	6.43	1696.348	18566.025	13.705	11.8	18.2	NO	0.994	NO	bb
5	180118M1_6	Standard	25.000	6.43	4134.430	21535.252	28.798	25.3	1.1	NO	0.994	NO	bb
6	180118M1_7	Standard	50.000	6.42	9707.213	21754.430	66.933	59.3	18.6	NO	0.994	NO	bb
7	180118M1_8	Standard	250.000	6.42	38152.457	20087.791	284.893	253.8	1.5	NO	0.994	NO	bb
8	180118M1_9	Standard	500.000	6.42	88203.984	21341.703	619.941	552.8	10.6	NO	0.994	NO	bb
9	180118M1_10	Standard	1250.000	6.42	208789.781	23618.215	1326.030	1182.9	-5.4	NO	0.994	NO	bb

Compound name: 13C3-PFBA

Response Factor: 0.872221

RRF SD: 0.0139435, Relative SD: 1.59862

Response type: Internal Std (Ref 54), Area * (IS Conc. / IS Area)

Curve type: RF

#	Name	Type	Std. Conc	RT	Area	IS Area	Response	Conc.	%Dev.	Conc. Flag	CoD	CoD Flag	x=excluded
1	180118M1_2	Standard	12.500	1.29	6628.176	7669.093	10.803	12.4	-0.9	NO		NO	MM
2	180118M1_3	Standard	12.500	1.30	6766.416	7598.055	11.132	12.8	2.1	NO		NO	MM
3	180118M1_4	Standard	12.500	1.30	6783.989	7951.014	10.665	12.2	-2.2	NO		NO	MM
4	180118M1_5	Standard	12.500	1.31	6314.151	7314.195	10.791	12.4	-1.0	NO		NO	MM
5	180118M1_6	Standard	12.500	1.31	6706.746	7566.779	11.079	12.7	1.6	NO		NO	MM
6	180118M1_7	Standard	12.500	1.31	7498.908	8593.296	10.908	12.5	0.0	NO		NO	bb
7	180118M1_8	Standard	12.500	1.31	7335.596	8457.297	10.842	12.4	-0.6	NO		NO	bb
8	180118M1_9	Standard	12.500	1.32	7463.100	8372.831	11.142	12.8	2.2	NO		NO	bb
9	180118M1_10	Standard	12.500	1.33	8867.412	10299.271	10.762	12.3	-1.3	NO		NO	bb

Dataset: F:\Projects\PFAS.PRO\Results\180118M1\180118M1-CRV.qld

Last Altered: Friday, January 19, 2018 09:30:24 Pacific Standard Time

Printed: Friday, January 19, 2018 09:31:01 Pacific Standard Time

Compound name: 13C3-PFPeA

Response Factor: 0.78759

RRF SD: 0.0657094, Relative SD: 8.34309

Response type: Internal Std (Ref 55), Area * (IS Conc. / IS Area)

Curve type: RF

#	Name	Type	Std. Conc	RT	Area	IS Area	Response	Conc.	%Dev	Conc. Flag	CoD	CoD Flag	x=excluded
1	180118M1_2	Standard	12.500	2.29	8624.307	12361.655	8.721	11.1	-11.4	NO		NO	bb
2	180118M1_3	Standard	12.500	2.29	8386.112	10466.128	10.016	12.7	1.7	NO		NO	bb
3	180118M1_4	Standard	12.500	2.29	9145.476	12489.865	9.153	11.6	-7.0	NO		NO	bb
4	180118M1_5	Standard	12.500	2.30	8628.688	11243.905	9.593	12.2	-2.6	NO		NO	bb
5	180118M1_6	Standard	12.500	2.29	8970.576	12256.104	9.149	11.6	-7.1	NO		NO	bb
6	180118M1_7	Standard	12.500	2.30	10123.032	12170.751	10.397	13.2	5.6	NO		NO	bb
7	180118M1_8	Standard	12.500	2.30	9769.188	11962.639	10.208	13.0	3.7	NO		NO	bb
8	180118M1_9	Standard	12.500	2.29	10192.470	11108.53C	11.469	14.6	16.5	NO		NO	bb
9	180118M1_10	Standard	12.500	2.30	11607.073	14657.479	9.899	12.6	0.5	NO		NO	bb

Compound name: 13C3-PFBS

Response Factor: 0.104803

RRF SD: 0.00657207, Relative SD: 6.2709

Response type: Internal Std (Ref 55), Area * (IS Conc. / IS Area)

Curve type: RF

#	Name	Type	Std. Conc	RT	Area	IS Area	Response	Conc.	%Dev	Conc. Flag	CoD	CoD Flag	x=excluded
1	180118M1_2	Standard	12.500	2.57	1184.853	12361.655	1.198	11.4	-8.5	NO		NO	bb
2	180118M1_3	Standard	12.500	2.58	1175.155	10466.128	1.404	13.4	7.1	NO		NO	bb
3	180118M1_4	Standard	12.500	2.57	1294.367	12489.865	1.295	12.4	-1.1	NO		NO	bb
4	180118M1_5	Standard	12.500	2.57	1239.980	11243.905	1.379	13.2	5.2	NO		NO	bb
5	180118M1_6	Standard	12.500	2.57	1222.566	12256.104	1.247	11.9	-4.8	NO		NO	bb
6	180118M1_7	Standard	12.500	2.57	1302.228	12170.751	1.337	12.8	2.1	NO		NO	bb
7	180118M1_8	Standard	12.500	2.57	1232.572	11962.639	1.288	12.3	-1.7	NO		NO	bb
8	180118M1_9	Standard	12.500	2.57	1268.084	11108.53C	1.427	13.6	8.9	NO		NO	bb
9	180118M1_10	Standard	12.500	2.57	1425.323	14657.479	1.216	11.6	-7.2	NO		NO	bb

Vista Analytical Laboratory

Dataset: F:\Projects\PFAS.PRO\Results\180118M1\180118M1-CRV.qld

Last Altered: Friday, January 19, 2018 09:30:24 Pacific Standard Time

Printed: Friday, January 19, 2018 09:31:01 Pacific Standard Time

Compound name: 13C2-PFHxA

Response Factor: 0.685181

RRF SD: 0.0660619, Relative SD: 9.64152

Response type: Internal Std (Ref 55), Area * (IS Conc. / IS Area)

Curve type: RF

#	Name	Type	Std. Conc	RT	Area	IS Area	Response	Conc.	%Dev	Conc. Flag	CoD	CoD Flag	x=excluded
1	1 180118M1_2	Standard	5.000	3.07	3061.157	12361.655	3.095	4.5	-9.6	NO		NO	bb
2	2 180118M1_3	Standard	5.000	3.07	3351.196	10466.128	4.002	5.8	16.8	NO		NO	bb
3	3 180118M1_4	Standard	5.000	3.07	3244.312	12489.865	3.247	4.7	-5.2	NO		NO	bb
4	4 180118M1_5	Standard	5.000	3.07	3263.661	11243.905	3.628	5.3	5.9	NO		NO	bb
5	5 180118M1_6	Standard	5.000	3.07	3111.942	12256.104	3.174	4.6	-7.4	NO		NO	bb
6	6 180118M1_7	Standard	5.000	3.07	2964.833	12170.751	3.045	4.4	-11.1	NO		NO	bb
7	7 180118M1_8	Standard	5.000	3.07	3171.605	11962.639	3.314	4.8	-3.3	NO		NO	bb
8	8 180118M1_9	Standard	5.000	3.07	3353.509	11108.530	3.774	5.5	10.1	NO		NO	bb
9	9 180118M1_10	Standard	5.000	3.07	4166.901	14657.479	3.554	5.2	3.7	NO		NO	bb

Compound name: 13C4-PFHpA

Response Factor: 0.811173

RRF SD: 0.0797935, Relative SD: 9.8368

Response type: Internal Std (Ref 55), Area * (IS Conc. / IS Area)

Curve type: RF

#	Name	Type	Std. Conc	RT	Area	IS Area	Response	Conc.	%Dev	Conc. Flag	CoD	CoD Flag	x=excluded
1	1 180118M1_2	Standard	12.500	3.69	9221.989	12361.655	9.325	11.5	-8.0	NO		NO	bb
2	2 180118M1_3	Standard	12.500	3.69	9847.466	10466.128	11.761	14.5	16.0	NO		NO	bb
3	3 180118M1_4	Standard	12.500	3.68	9050.854	12489.865	9.058	11.2	-10.7	NO		NO	bb
4	4 180118M1_5	Standard	12.500	3.68	8772.772	11243.905	9.753	12.0	-3.8	NO		NO	bb
5	5 180118M1_6	Standard	12.500	3.68	8900.424	12256.104	9.078	11.2	-10.5	NO		NO	bb
6	6 180118M1_7	Standard	12.500	3.68	10152.992	12170.751	10.428	12.9	2.8	NO		NO	bb
7	7 180118M1_8	Standard	12.500	3.68	9974.576	11962.639	10.423	12.8	2.8	NO		NO	bb
8	8 180118M1_9	Standard	12.500	3.68	10264.402	11108.530	11.550	14.2	13.9	NO		NO	bb
9	9 180118M1_10	Standard	12.500	3.68	11587.292	14657.479	9.882	12.2	-2.5	NO		NO	bb

Dataset: F:\Projects\PFAS.PRO\Results\180118M1\180118M1-CRV.qld

Last Altered: Friday, January 19, 2018 09:30:24 Pacific Standard Time
 Printed: Friday, January 19, 2018 09:31:01 Pacific Standard Time

Compound name: 18O2-PFHxS

Response Factor: 0.370858
 RRF SD: 0.0371691, Relative SD: 10.0225
 Response type: Internal Std (Ref 56), Area * (IS Conc. / IS Area)
 Curve type: RF

#	Name	Type	Std. Conc	RT	Area	IS Area	Response	Conc.	%Dev	Conc. Flag	CoD	CoD Flag	x=excluded
1	180118M1_2	Standard	12.500	3.84	1013.195	2834.296	4.468	12.0	-3.6	NO		NO	bb
2	180118M1_3	Standard	12.500	3.83	1189.182	2942.607	5.052	13.6	9.0	NO		NO	bb
3	180118M1_4	Standard	12.500	3.83	1056.759	3237.604	4.080	11.0	-12.0	NO		NO	bb
4	180118M1_5	Standard	12.500	3.83	1103.874	2771.926	4.978	13.4	7.4	NO		NO	bb
5	180118M1_6	Standard	12.500	3.83	1319.570	3365.293	4.901	13.2	5.7	NO		NO	bb
6	180118M1_7	Standard	12.500	3.83	1235.924	2991.450	5.164	13.9	11.4	NO		NO	bb
7	180118M1_8	Standard	12.500	3.83	1108.625	3018.176	4.591	12.4	-1.0	NO		NO	bb
8	180118M1_9	Standard	12.500	3.83	1084.545	3591.982	3.774	10.2	-18.6	NO		NO	bb
9	180118M1_10	Standard	12.500	3.83	1392.528	3694.003	4.712	12.7	1.6	NO		NO	bb

Compound name: 13C2-6:2 FTS

Response Factor: 0.245544
 RRF SD: 0.0473638, Relative SD: 19.2893
 Response type: Internal Std (Ref 57), Area * (IS Conc. / IS Area)
 Curve type: RF

Not used

#	Name	Type	Std. Conc	RT	Area	IS Area	Response	Conc.	%Dev	Conc. Flag	CoD	CoD Flag	x=excluded
1	180118M1_2	Standard	12.500	4.15	2699.295	11045.427	3.055	12.4	-0.5	NO		NO	bb
2	180118M1_3	Standard	12.500	4.15	2502.851	12613.450	2.480	10.1	-19.2	NO		NO	bb
3	180118M1_4	Standard	12.500	4.14	3143.382	14387.428	2.731	11.1	-11.0	NO		NO	bb
4	180118M1_5	Standard	12.500	4.14	2690.382	11420.492	2.945	12.0	-4.1	NO		NO	bb
5	180118M1_6	Standard	12.500	4.14	2975.652	10777.910	3.451	14.1	12.4	NO		NO	bb
6	180118M1_7	Standard	12.500	4.14	3090.315	15538.602	2.486	10.1	-19.0	NO		NO	bb
7	180118M1_8	Standard	12.500	4.14	3764.777	15096.650	3.117	12.7	1.6	NO		NO	bb
8	180118M1_9	Standard	12.500	4.14	4466.345	13016.104	4.289	17.5	39.7	NO		NO	bb
9	180118M1_10	Standard	12.500	4.15	6609.282	15015.451	5.502	22.4	79.3	NO		NO	bbX

Vista Analytical Laboratory

Dataset: F:\Projects\PFAS.PRO\Results\180118M1\180118M1-CRV.qld

Last Altered: Friday, January 19, 2018 09:30:24 Pacific Standard Time

Printed: Friday, January 19, 2018 09:31:01 Pacific Standard Time

Compound name: 13C2-PFOA

Response Factor: 1.1014

RRF SD: 0.148631, Relative SD: 13.4948

Response type: Internal Std (Ref 57), Area * (IS Conc. / IS Area)

Curve type: RF

#	Name	Type	Std. Conc	RT	Area	IS Area	Response	Conc.	%Dev	Conc. Flag	CoD	CoD Flag	x=excluded
1	1 180118M1_2	Standard	12.500	4.21	13210.429	11045.427	14.950	13.6	8.6	NO		NO	bb
2	2 180118M1_3	Standard	12.500	4.21	12533.280	12613.450	12.421	11.3	-9.8	NO		NO	bb
3	3 180118M1_4	Standard	12.500	4.20	14471.168	14387.428	12.573	11.4	-8.7	NO		NO	bb
4	4 180118M1_5	Standard	12.500	4.20	11511.098	11420.492	12.599	11.4	-8.5	NO		NO	bb
5	5 180118M1_6	Standard	12.500	4.20	15269.152	10777.910	17.709	16.1	28.6	NO		NO	bb
6	6 180118M1_7	Standard	12.500	4.20	15085.087	15538.602	12.135	11.0	-11.9	NO		NO	bb
7	7 180118M1_8	Standard	12.500	4.20	14973.517	15096.650	12.398	11.3	-9.9	NO		NO	bb
8	8 180118M1_9	Standard	12.500	4.20	14777.377	13016.104	14.191	12.9	3.1	NO		NO	bb
9	9 180118M1_10	Standard	12.500	4.20	17936.301	15015.451	14.932	13.6	8.5	NO		NO	bb

Compound name: 13C5-PFNA

Response Factor: 0.931913

RRF SD: 0.0891826, Relative SD: 9.56983

Response type: Internal Std (Ref 58), Area * (IS Conc. / IS Area)

Curve type: RF

#	Name	Type	Std. Conc	RT	Area	IS Area	Response	Conc.	%Dev	Conc. Flag	CoD	CoD Flag	x=excluded
1	1 180118M1_2	Standard	12.500	4.65	10075.711	9974.009	12.627	13.6	8.4	NO		NO	bb
2	2 180118M1_3	Standard	12.500	4.64	11524.767	12552.051	11.477	12.3	-1.5	NO		NO	bb
3	3 180118M1_4	Standard	12.500	4.64	10933.791	12388.794	11.032	11.8	-5.3	NO		NO	bb
4	4 180118M1_5	Standard	12.500	4.63	12811.041	13680.797	11.705	12.6	0.5	NO		NO	bb
5	5 180118M1_6	Standard	12.500	4.63	14782.018	13627.233	13.559	14.5	16.4	NO		NO	bb
6	6 180118M1_7	Standard	12.500	4.63	14157.063	13850.425	12.777	13.7	9.7	NO		NO	bb
7	7 180118M1_8	Standard	12.500	4.63	13019.187	15464.554	10.523	11.3	-9.7	NO		NO	bb
8	8 180118M1_9	Standard	12.500	4.63	13804.038	16580.219	10.407	11.2	-10.7	NO		NO	bb
9	9 180118M1_10	Standard	12.500	4.64	14864.908	17313.514	10.732	11.5	-7.9	NO		NO	bb

Dataset: F:\Projects\PFAS.PRO\Results\180118M1\180118M1-CRV.qld

Last Altered: Friday, January 19, 2018 09:30:24 Pacific Standard Time

Printed: Friday, January 19, 2018 09:31:01 Pacific Standard Time

Compound name: 13C8-PFOA

Response Factor: 0.17608

RRF SD: 0.0276378, Relative SD: 15.6962

Response type: Internal Std (Ref 61), Area * (IS Conc. / IS Area)

Curve type: RF

#	Name	Type	Std. Conc	RT	Area	IS Area	Response	Conc.	%Dev.	Conc. Flag	CoD	CoD Flag	x=excluded
1	1 180118M1_2	Standard	12.500	4.71	2230.248	16607.514	1.679	9.5	-23.7	NO		NO	bbX
2	2 180118M1_3	Standard	12.500	4.70	2042.124	16973.807	1.504	8.5	-31.7	NO		NO	bbX
3	3 180118M1_4	Standard	12.500	4.69	2235.724	11763.054	2.376	13.5	7.9	NO		NO	bb
4	4 180118M1_5	Standard	12.500	4.69	2069.984	9840.114	2.630	14.9	19.5	NO		NO	bb
5	5 180118M1_6	Standard	12.500	4.69	2106.655	13945.345	1.888	10.7	-14.2	NO		NO	bb
6	6 180118M1_7	Standard	12.500	4.69	2378.393	16448.322	1.807	10.3	-17.9	NO		NO	bb
7	7 180118M1_8	Standard	12.500	4.69	2395.824	12998.784	2.304	13.1	4.7	NO		NO	bb
8	8 180118M1_9	Standard	12.500	4.69	2430.352	10435.265	2.911	16.5	32.3	NO		NO	MMX
9	9 180118M1_10	Standard	12.500	4.69	2717.913	17313.598	1.962	11.1	-10.8	NO		NO	bbX

Compound name: 13C8-PFOS

Response Factor: 1.04689

RRF SD: 0.137734, Relative SD: 13.1565

Response type: Internal Std (Ref 59), Area * (IS Conc. / IS Area)

Curve type: RF

#	Name	Type	Std. Conc	RT	Area	IS Area	Response	Conc.	%Dev.	Conc. Flag	CoD	CoD Flag	x=excluded
1	1 180118M1_2	Standard	12.500	4.73	2935.768	2620.023	14.006	13.4	7.0	NO		NO	bb
2	2 180118M1_3	Standard	12.500	4.72	3156.818	3352.441	11.771	11.2	-10.1	NO		NO	bb
3	3 180118M1_4	Standard	12.500	4.72	3664.074	3017.950	15.176	14.5	16.0	NO		NO	bb
4	4 180118M1_5	Standard	12.500	4.72	3382.708	3071.438	13.767	13.2	5.2	NO		NO	bb
5	5 180118M1_6	Standard	12.500	4.72	2851.818	2808.995	12.691	12.1	-3.0	NO		NO	bb
6	6 180118M1_7	Standard	12.500	4.72	3554.643	4291.462	10.354	9.9	-20.9	NO		NO	bb
7	7 180118M1_8	Standard	12.500	4.72	3579.305	3225.207	13.872	13.3	6.0	NO		NO	bb
8	8 180118M1_9	Standard	12.500	4.72	3186.816	2642.108	15.077	14.4	15.2	NO		NO	bb
9	9 180118M1_10	Standard	12.500	4.72	3754.260	4242.597	11.061	10.6	-15.5	NO		NO	bb

Dataset: F:\Projects\PFAS.PRO\Results\180118M1\180118M1-CRV.qld

Last Altered: Friday, January 19, 2018 09:30:24 Pacific Standard Time
 Printed: Friday, January 19, 2018 09:31:01 Pacific Standard Time

Compound name: 13C2-PFDA

Response Factor: 1.17828
 RRF SD: 0.162991, Relative SD: 13.8329
 Response type: Internal Std (Ref 60), Area * (IS Conc. / IS Area)
 Curve type: RF

#	Name	Type	Std. Conc	RT	Area	IS Area	Response	Conc.	%Dev	Conc. Flag	CoD	CoD Flag	x=excluded
1	180118M1_2	Standard	12.500	5.02	11220.915	7212.510	19.447	16.5	32.0	NO		NO	bb
2	180118M1_3	Standard	12.500	5.01	11578.018	10647.363	13.593	11.5	-7.7	NO		NO	bb
3	180118M1_4	Standard	12.500	5.01	13077.289	11171.487	14.632	12.4	-0.7	NO		NO	bb
4	180118M1_5	Standard	12.500	5.01	11837.361	10998.669	13.453	11.4	-8.7	NO		NO	bb
5	180118M1_6	Standard	12.500	5.01	11638.346	10219.353	14.236	12.1	-3.3	NO		NO	bb
6	180118M1_7	Standard	12.500	5.01	11248.381	10522.795	13.362	11.3	-9.3	NO		NO	bb
7	180118M1_8	Standard	12.500	5.01	12675.076	12381.811	12.796	10.9	-13.1	NO		NO	bb
8	180118M1_9	Standard	12.500	5.00	11147.298	8602.176	16.198	13.7	10.0	NO		NO	bb
9	180118M1_10	Standard	12.500	5.01	13395.402	11283.332	14.840	12.6	0.8	NO		NO	bb

Compound name: 13C2-8:2 FTS

Response Factor: 0.127327
 RRF SD: 0.0243727, Relative SD: 19.1417
 Response type: Internal Std (Ref 55), Area * (IS Conc. / IS Area)
 Curve type: RF

Not used

#	Name	Type	Std. Conc	RT	Area	IS Area	Response	Conc.	%Dev	Conc. Flag	CoD	CoD Flag	x=excluded
1	180118M1_2	Standard	12.500	4.99	1507.344	12361.655	1.524	12.0	-4.2	NO		NO	bb
2	180118M1_3	Standard	12.500	4.99	1141.863	10466.128	1.364	10.7	-14.3	NO		NO	bb
3	180118M1_4	Standard	12.500	4.98	1671.719	12489.865	1.673	13.1	5.1	NO		NO	bb
4	180118M1_5	Standard	12.500	4.98	1043.812	11243.905	1.160	9.1	-27.1	NO		NO	bb
5	180118M1_6	Standard	12.500	4.98	1818.130	12256.104	1.854	14.6	16.5	NO		NO	bb
6	180118M1_7	Standard	12.500	4.98	1921.789	12170.751	1.974	15.5	24.0	NO		NO	bb
7	180118M1_8	Standard	12.500	4.98	2490.443	11962.639	2.602	20.4	63.5	NO		NO	bbX
8	180118M1_9	Standard	12.500	4.98	2273.278	11108.530	2.558	20.1	60.7	NO		NO	bbX
9	180118M1_10	Standard	12.500	4.98	3712.022	14657.479	3.166	24.9	98.9	NO		NO	bbX

Dataset: F:\Projects\PFAS.PRO\Results\180118M1\180118M1-CRV.qld

Last Altered: Friday, January 19, 2018 09:30:24 Pacific Standard Time
 Printed: Friday, January 19, 2018 09:31:01 Pacific Standard Time

Compound name: d3-N-MeFOSAA

Response Factor: 0.276007

RRF SD: 0.0551431, Relative SD: 19.9789

Response type: Internal Std (Ref 61), Area * (IS Conc. / IS Area)

Curve type: RF

#	Name	Type	Std. Conc	RT	Area	IS Area	Response	Conc.	%Dev	Conc. Flag	CoD	CoD Flag	x=excluded
1	1 180118M1_2	Standard	12.500	5.17	2985.703	16607.514	2.247	8.1	-34.9	NO		NO	bbX
2	2 180118M1_3	Standard	12.500	5.16	3644.077	16973.807	2.684	9.7	-22.2	NO		NO	bb
3	3 180118M1_4	Standard	12.500	5.16	3360.004	11763.054	3.571	12.9	3.5	NO		NO	bb
4	4 180118M1_5	Standard	12.500	5.16	3142.509	9840.114	3.992	14.5	15.7	NO		NO	bb
5	5 180118M1_6	Standard	12.500	5.15	3545.096	13945.345	3.178	11.5	-7.9	NO		NO	bb
6	6 180118M1_7	Standard	12.500	5.15	3256.635	16448.322	2.475	9.0	-28.3	NO		NO	bb
7	7 180118M1_8	Standard	12.500	5.15	4197.069	12998.784	4.036	14.6	17.0	NO		NO	bb
8	8 180118M1_9	Standard	12.500	5.15	3519.573	10435.265	4.216	15.3	22.2	NO		NO	bb
9	9 180118M1_10	Standard	12.500	5.16	3458.090	17313.598	2.497	9.0	-27.6	NO		NO	bbX

Compound name: d5-N-EtFOSAA

Response Factor: 0.295555

RRF SD: 0.0472832, Relative SD: 15.9981

Response type: Internal Std (Ref 61), Area * (IS Conc. / IS Area)

Curve type: RF

#	Name	Type	Std. Conc	RT	Area	IS Area	Response	Conc.	%Dev	Conc. Flag	CoD	CoD Flag	x=excluded
1	1 180118M1_2	Standard	12.500	5.32	4136.433	16607.514	3.113	10.5	-15.7	NO		NO	bb
2	2 180118M1_3	Standard	12.500	5.32	4482.346	16973.807	3.301	11.2	-10.7	NO		NO	bb
3	3 180118M1_4	Standard	12.500	5.31	4101.455	11763.054	4.358	14.7	18.0	NO		NO	bb
4	4 180118M1_5	Standard	12.500	5.31	3356.207	9840.114	4.263	14.4	15.4	NO		NO	bb
5	5 180118M1_6	Standard	12.500	5.31	3539.426	13945.345	3.173	10.7	-14.1	NO		NO	bb
6	6 180118M1_7	Standard	12.500	5.31	4207.344	16448.322	3.197	10.8	-13.5	NO		NO	bb
7	7 180118M1_8	Standard	12.500	5.31	4333.930	12998.784	4.168	14.1	12.8	NO		NO	bb
8	8 180118M1_9	Standard	12.500	5.31	3716.367	10435.265	4.452	15.1	20.5	NO		NO	bb
9	9 180118M1_10	Standard	12.500	5.31	4466.246	17313.598	3.225	10.9	-12.7	NO		NO	bb

Dataset: F:\Projects\PFAS.PRO\Results\180118M1\180118M1-CRV.qld

Last Altered: Friday, January 19, 2018 09:30:24 Pacific Standard Time

Printed: Friday, January 19, 2018 09:31:01 Pacific Standard Time

Compound name: 13C2-PFUdA

Response Factor: 1.05437

RRF SD: 0.191491, Relative SD: 18.1616

Response type: Internal Std (Ref 61), Area * (IS Conc. / IS Area)

Curve type: RF

#	Name	Type	Std. Conc	RT	Area	IS Area	Response	Conc.	%Dev	Conc. Flag	CoD	CoD Flag	x=excluded
1	1 180118M1_2	Standard	12.500	5.34	15542.226	16607.514	11.698	11.1	-11.2	NO		NO	bb
2	2 180118M1_3	Standard	12.500	5.34	12565.826	16973.807	9.254	8.8	-29.8	NO		NO	bb
3	3 180118M1_4	Standard	12.500	5.33	14148.101	11763.054	15.034	14.3	14.1	NO		NO	bb
4	4 180118M1_5	Standard	12.500	5.33	10704.468	9840.114	13.598	12.9	3.2	NO		NO	bb
5	5 180118M1_6	Standard	12.500	5.33	14534.348	13945.345	13.028	12.4	-1.2	NO		NO	bb
6	6 180118M1_7	Standard	12.500	5.33	13444.508	16448.322	10.217	9.7	-22.5	NO		NO	bb
7	7 180118M1_8	Standard	12.500	5.33	14974.295	12998.784	14.400	13.7	9.3	NO		NO	bb
8	8 180118M1_9	Standard	12.500	5.33	13867.754	10435.265	16.612	15.8	26.0	NO		NO	bb
9	9 180118M1_10	Standard	12.500	5.33	20465.912	17313.598	14.776	14.0	12.1	NO		NO	bb

Compound name: 13C2-PFDoA

Response Factor: 0.746346

RRF SD: 0.134402, Relative SD: 18.008

Response type: Internal Std (Ref 61), Area * (IS Conc. / IS Area)

Curve type: RF

#	Name	Type	Std. Conc	RT	Area	IS Area	Response	Conc.	%Dev	Conc. Flag	CoD	CoD Flag	x=excluded
1	1 180118M1_2	Standard	12.500	5.63	9893.501	16607.514	7.447	10.0	-20.2	NO		NO	bb
2	2 180118M1_3	Standard	12.500	5.62	10043.421	16973.807	7.396	9.9	-20.7	NO		NO	bb
3	3 180118M1_4	Standard	12.500	5.61	9790.955	11763.054	10.404	13.9	11.5	NO		NO	bb
4	4 180118M1_5	Standard	12.500	5.62	8348.712	9840.114	10.605	14.2	13.7	NO		NO	bb
5	5 180118M1_6	Standard	12.500	5.61	11191.940	13945.345	10.032	13.4	7.5	NO		NO	bb
6	6 180118M1_7	Standard	12.500	5.61	9353.654	16448.322	7.108	9.5	-23.8	NO		NO	bb
7	7 180118M1_8	Standard	12.500	5.61	10944.460	12998.784	10.525	14.1	12.8	NO		NO	bb
8	8 180118M1_9	Standard	12.500	5.61	9724.193	10435.265	11.648	15.6	24.9	NO		NO	bb
9	9 180118M1_10	Standard	12.500	5.61	12186.347	17313.598	8.798	11.8	-5.7	NO		NO	bb

Dataset: F:\Projects\PFAS.PRO\Results\180118M1\180118M1-CRV.qld

Last Altered: Friday, January 19, 2018 09:30:24 Pacific Standard Time
 Printed: Friday, January 19, 2018 09:31:01 Pacific Standard Time

Compound name: d3-N-MeFOSA

Response Factor: 0.0983556

RRF SD: 0.0180888, Relative SD: 18.3912

Response type: Internal Std (Ref 61), Area * (IS Conc. / IS Area)

Curve type: RF

#	Name	Type	Std. Conc	RT	Area	IS Area	Response	Conc.	%Dev	Conc. Flag	CoD	CoD Flag	x=excluded
1	1 180118M1_2	Standard	150.000	5.76	14980.832	16607.514	11.276	114.6	-23.6	NO		NO	MM
2	2 180118M1_3	Standard	150.000	5.75	16001.392	16973.807	11.784	119.8	-20.1	NO		NO	bb
3	3 180118M1_4	Standard	150.000	5.74	15583.063	11763.054	16.559	168.4	12.2	NO		NO	bb
4	4 180118M1_5	Standard	150.000	5.74	14787.801	9840.114	18.785	191.0	27.3	NO		NO	bb
5	5 180118M1_6	Standard	150.000	5.74	15817.274	13945.345	14.178	144.1	-3.9	NO		NO	bb
6	6 180118M1_7	Standard	150.000	5.74	16636.686	16448.322	12.643	128.5	-14.3	NO		NO	bb
7	7 180118M1_8	Standard	150.000	5.74	15942.258	12998.784	15.331	155.9	3.9	NO		NO	bb
8	8 180118M1_9	Standard	150.000	5.74	15285.314	10435.265	18.310	186.2	24.1	NO		NO	bb
9	9 180118M1_10	Standard	150.000	5.74	19273.289	17313.598	13.915	141.5	-5.7	NO		NO	bb

Compound name: 13C2-PFTeDA

Response Factor: 0.389695

RRF SD: 0.077281, Relative SD: 19.8312

Response type: Internal Std (Ref 61), Area * (IS Conc. / IS Area)

Curve type: RF

#	Name	Type	Std. Conc	RT	Area	IS Area	Response	Conc.	%Dev	Conc. Flag	CoD	CoD Flag	x=excluded
1	1 180118M1_2	Standard	12.500	6.09	5037.853	16607.514	3.792	9.7	-22.2	NO		NO	bb
2	2 180118M1_3	Standard	12.500	6.09	5022.793	16973.807	3.699	9.5	-24.1	NO		NO	bb
3	3 180118M1_4	Standard	12.500	6.08	5471.021	11763.054	5.814	14.9	19.4	NO		NO	bb
4	4 180118M1_5	Standard	12.500	6.08	4792.470	9840.114	6.088	15.6	25.0	NO		NO	bb
5	5 180118M1_6	Standard	12.500	6.08	4987.284	13945.345	4.470	11.5	-8.2	NO		NO	bb
6	6 180118M1_7	Standard	12.500	6.08	5020.775	16448.322	3.816	9.8	-21.7	NO		NO	bb
7	7 180118M1_8	Standard	12.500	6.08	5696.931	12998.784	5.478	14.1	12.5	NO		NO	bb
8	8 180118M1_9	Standard	12.500	6.08	4864.495	10435.265	5.827	15.0	19.6	NO		NO	bb
9	9 180118M1_10	Standard	12.500	6.08	6727.290	17313.598	4.857	12.5	-0.3	NO		NO	bb

Dataset: F:\Projects\PFAS.PRO\Results\180118M1\180118M1-CRV.qld

Last Altered: Friday, January 19, 2018 09:30:24 Pacific Standard Time
 Printed: Friday, January 19, 2018 09:31:01 Pacific Standard Time

Compound name: d5-N-ETFOSA

Response Factor: 0.144982
 RRF SD: 0.0287357, Relative SD: 19.8201
 Response type: Internal Std (Ref 61), Area * (IS Conc. / IS Area)
 Curve type: RF

#	Name	Type	Std. Conc	RT	Area	IS Area	Response	Conc.	%Dev	Conc. Flag	CoD	CoD Flag	x=excluded
1	1 180118M1_2	Standard	150.000	6.15	21657.963	16607.514	16.301	112.4	-25.0	NO		NO	bb
2	2 180118M1_3	Standard	150.000	6.14	23140.080	16973.807	17.041	117.5	-21.6	NO		NO	bb
3	3 180118M1_4	Standard	150.000	6.14	23495.924	11763.054	24.968	172.2	14.8	NO		NO	bb
4	4 180118M1_5	Standard	150.000	6.13	21361.910	9840.114	27.136	187.2	24.8	NO		NO	bb
5	5 180118M1_6	Standard	150.000	6.13	23496.209	13945.345	21.061	145.3	-3.2	NO		NO	bb
6	6 180118M1_7	Standard	150.000	6.13	24992.623	16448.322	18.993	131.0	-12.7	NO		NO	bb
7	7 180118M1_8	Standard	150.000	6.14	24702.057	12998.784	23.754	163.8	9.2	NO		NO	bb
8	8 180118M1_9	Standard	150.000	6.14	23172.662	10435.265	27.758	191.5	27.6	NO		NO	bb
9	9 180118M1_10	Standard	150.000	6.13	25919.678	17313.598	18.713	129.1	-14.0	NO		NO	bb

Compound name: 13C2-PFHxDA

Response Factor: 0.58659
 RRF SD: 0.116691, Relative SD: 19.8931
 Response type: Internal Std (Ref 61), Area * (IS Conc. / IS Area)
 Curve type: RF

#	Name	Type	Std. Conc	RT	Area	IS Area	Response	Conc.	%Dev	Conc. Flag	CoD	CoD Flag	x=excluded
1	1 180118M1_2	Standard	5.000	6.42	2243.896	16607.514	1.689	2.9	-42.4	NO		NO	bbX
2	2 180118M1_3	Standard	5.000	6.42	2515.967	16973.807	1.853	3.2	-36.8	NO		NO	bbX
3	3 180118M1_4	Standard	5.000	6.42	2432.108	11763.054	2.584	4.4	-11.9	NO		NO	MM
4	4 180118M1_5	Standard	5.000	6.42	3031.573	9840.114	3.851	6.6	31.3	NO		NO	MM
5	5 180118M1_6	Standard	5.000	6.42	3077.301	13945.345	2.758	4.7	-6.0	NO		NO	bb
6	6 180118M1_7	Standard	5.000	6.42	3099.393	16448.322	2.355	4.0	-19.7	NO		NO	MM
7	7 180118M1_8	Standard	5.000	6.42	3239.779	12998.784	3.115	5.3	6.2	NO		NO	bb
8	8 180118M1_9	Standard	5.000	6.42	3340.108	10435.265	4.001	6.8	36.4	NO		NO	bbX
9	9 180118M1_10	Standard	5.000	6.42	4528.296	17313.598	3.269	5.6	11.5	NO		NO	bbX

Dataset: F:\Projects\PFAS.PRO\Results\180118M1\180118M1-CRV.qld

Last Altered: Friday, January 19, 2018 09:30:24 Pacific Standard Time
 Printed: Friday, January 19, 2018 09:31:01 Pacific Standard Time

Compound name: d7-N-MeFOSE

Response Factor: 0.138019
 RRF SD: 0.0259656, Relative SD: 18.813
 Response type: Internal Std (Ref 61), Area * (IS Conc. / IS Area)
 Curve type: RF

#	Name	Type	Std. Conc	RT	Area	IS Area	Response	Conc.	%Dev	Conc. Flag	CoD	CoD Flag	x=excluded
1	1 180118M1_2	Standard	150.000	6.27	17415.396	16607.514	13.108	95.0	-36.7	NO		NO	bbX
2	2 180118M1_3	Standard	150.000	6.26	19984.701	16973.807	14.717	106.6	-28.9	NO		NO	bdX
3	3 180118M1_4	Standard	150.000	6.26	20721.902	11763.054	22.020	159.5	6.4	NO		NO	bb
4	4 180118M1_5	Standard	150.000	6.26	18123.596	9840.114	23.023	166.8	11.2	NO		NO	bd
5	5 180118M1_6	Standard	150.000	6.26	17435.055	13945.345	15.628	113.2	-24.5	NO		NO	bd
6	6 180118M1_7	Standard	150.000	6.26	23477.758	16448.322	17.842	129.3	-13.8	NO		NO	bb
7	7 180118M1_8	Standard	150.000	6.26	21728.279	12998.784	20.895	151.4	0.9	NO		NO	bb
8	8 180118M1_9	Standard	150.000	6.26	22800.027	10435.265	27.311	197.9	31.9	NO		NO	bb
9	9 180118M1_10	Standard	150.000	6.26	25210.842	17313.598	18.202	131.9	-12.1	NO		NO	bd

Compound name: d9-N-EtFOSE

Response Factor: 0.133334
 RRF SD: 0.0223292, Relative SD: 16.7469
 Response type: Internal Std (Ref 61), Area * (IS Conc. / IS Area)
 Curve type: RF

#	Name	Type	Std. Conc	RT	Area	IS Area	Response	Conc.	%Dev	Conc. Flag	CoD	CoD Flag	x=excluded
1	1 180118M1_2	Standard	150.000	6.42	19155.027	16607.514	14.417	108.1	-27.9	NO		NO	bdX
2	2 180118M1_3	Standard	150.000	6.42	18968.391	16973.807	13.969	104.8	-30.2	NO		NO	bbX
3	3 180118M1_4	Standard	150.000	6.42	17547.807	11763.054	18.647	139.9	-6.8	NO		NO	bd
4	4 180118M1_5	Standard	150.000	6.42	18566.025	9840.114	23.585	176.9	17.9	NO		NO	bb
5	5 180118M1_6	Standard	150.000	6.42	21535.252	13945.345	19.303	144.8	-3.5	NO		NO	bb
6	6 180118M1_7	Standard	150.000	6.41	21754.430	16448.322	16.532	124.0	-17.3	NO		NO	bb
7	7 180118M1_8	Standard	150.000	6.41	20087.791	12998.784	19.317	144.9	-3.4	NO		NO	bb
8	8 180118M1_9	Standard	150.000	6.41	21341.703	10435.265	25.564	191.7	27.8	NO		NO	bb
9	9 180118M1_10	Standard	150.000	6.41	23618.215	17313.598	17.052	127.9	-14.7	NO		NO	bd

Vista Analytical Laboratory

Dataset: F:\Projects\PFAS.PRO\Results\180118M1\180118M1-CRV.qld

Last Altered: Friday, January 19, 2018 09:30:24 Pacific Standard Time

Printed: Friday, January 19, 2018 09:31:01 Pacific Standard Time

Compound name: 13C4-PFBA

Response Factor: 1

RRF SD: 0, Relative SD: 0

Response type: Internal Std (Ref 54), Area * (IS Conc. / IS Area)

Curve type: RF

#	Name	Type	Std. Conc	RT	Area	IS Area	Response	Conc.	%Dev	Conc. Flag	CoD	CoD Flag	x=excluded
1	1 180118M1_2	Standard	12.500	1.29	7669.093	7669.093	12.500	12.5	0.0	NO		NO	MM
2	2 180118M1_3	Standard	12.500	1.30	7598.055	7598.055	12.500	12.5	0.0	NO		NO	MM
3	3 180118M1_4	Standard	12.500	1.30	7951.014	7951.014	12.500	12.5	0.0	NO		NO	MM
4	4 180118M1_5	Standard	12.500	1.30	7314.195	7314.195	12.500	12.5	0.0	NO		NO	MM
5	5 180118M1_6	Standard	12.500	1.31	7566.779	7566.779	12.500	12.5	0.0	NO		NO	MM
6	6 180118M1_7	Standard	12.500	1.32	8593.296	8593.296	12.500	12.5	0.0	NO		NO	bb
7	7 180118M1_8	Standard	12.500	1.32	8457.297	8457.297	12.500	12.5	0.0	NO		NO	bb
8	8 180118M1_9	Standard	12.500	1.32	8372.831	8372.831	12.500	12.5	0.0	NO		NO	bb
9	9 180118M1_10	Standard	12.500	1.33	10299.271	10299.271	12.500	12.5	0.0	NO		NO	bb

Compound name: 13C5-PFHxA

Response Factor: 1

RRF SD: 0, Relative SD: 0

Response type: Internal Std (Ref 55), Area * (IS Conc. / IS Area)

Curve type: RF

#	Name	Type	Std. Conc	RT	Area	IS Area	Response	Conc.	%Dev	Conc. Flag	CoD	CoD Flag	x=excluded
1	1 180118M1_2	Standard	12.500	3.07	12361.655	12361.655	12.500	12.5	0.0	NO		NO	bb
2	2 180118M1_3	Standard	12.500	3.07	10466.128	10466.128	12.500	12.5	0.0	NO		NO	bb
3	3 180118M1_4	Standard	12.500	3.07	12489.865	12489.865	12.500	12.5	0.0	NO		NO	bb
4	4 180118M1_5	Standard	12.500	3.07	11243.905	11243.905	12.500	12.5	0.0	NO		NO	bb
5	5 180118M1_6	Standard	12.500	3.07	12256.104	12256.104	12.500	12.5	0.0	NO		NO	bb
6	6 180118M1_7	Standard	12.500	3.07	12170.751	12170.751	12.500	12.5	0.0	NO		NO	bb
7	7 180118M1_8	Standard	12.500	3.07	11962.639	11962.639	12.500	12.5	0.0	NO		NO	bb
8	8 180118M1_9	Standard	12.500	3.06	11108.530	11108.530	12.500	12.5	0.0	NO		NO	bb
9	9 180118M1_10	Standard	12.500	3.07	14657.479	14657.479	12.500	12.5	0.0	NO		NO	bb

Dataset: F:\Projects\PFAS.PRO\Results\180118M1\180118M1-CRV.qld

Last Altered: Friday, January 19, 2018 09:30:24 Pacific Standard Time
 Printed: Friday, January 19, 2018 09:31:01 Pacific Standard Time

Compound name: 13C3-PFHxS

Response Factor: 1
 RRF SD: 0, Relative SD: 0
 Response type: Internal Std (Ref 56), Area * (IS Conc. / IS Area)
 Curve type: RF

#	Name	Type	Std. Conc	RT	Area	IS Area	Response	Conc.	%Dev	Conc. Flag	CoD	CoD Flag	x=excluded
1	1 180118M1_2	Standard	12.500	3.84	2834.296	2834.296	12.500	12.5	0.0	NO		NO	bb
2	2 180118M1_3	Standard	12.500	3.83	2942.607	2942.607	12.500	12.5	0.0	NO		NO	bb
3	3 180118M1_4	Standard	12.500	3.83	3237.604	3237.604	12.500	12.5	0.0	NO		NO	bb
4	4 180118M1_5	Standard	12.500	3.83	2771.926	2771.926	12.500	12.5	0.0	NO		NO	bb
5	5 180118M1_6	Standard	12.500	3.83	3365.293	3365.293	12.500	12.5	0.0	NO		NO	bb
6	6 180118M1_7	Standard	12.500	3.83	2991.450	2991.450	12.500	12.5	0.0	NO		NO	bb
7	7 180118M1_8	Standard	12.500	3.83	3018.176	3018.176	12.500	12.5	0.0	NO		NO	bb
8	8 180118M1_9	Standard	12.500	3.83	3591.982	3591.982	12.500	12.5	0.0	NO		NO	bb
9	9 180118M1_10	Standard	12.500	3.83	3694.003	3694.003	12.500	12.5	0.0	NO		NO	bb

Compound name: 13C8-PFOA

Response Factor: 1
 RRF SD: 0, Relative SD: 0
 Response type: Internal Std (Ref 57), Area * (IS Conc. / IS Area)
 Curve type: RF

#	Name	Type	Std. Conc	RT	Area	IS Area	Response	Conc.	%Dev	Conc. Flag	CoD	CoD Flag	x=excluded
1	1 180118M1_2	Standard	12.500	4.21	11045.427	11045.427	12.500	12.5	0.0	NO		NO	bb
2	2 180118M1_3	Standard	12.500	4.21	12613.450	12613.450	12.500	12.5	0.0	NO		NO	bb
3	3 180118M1_4	Standard	12.500	4.20	14387.428	14387.428	12.500	12.5	0.0	NO		NO	bb
4	4 180118M1_5	Standard	12.500	4.20	11420.492	11420.492	12.500	12.5	0.0	NO		NO	bb
5	5 180118M1_6	Standard	12.500	4.20	10777.910	10777.910	12.500	12.5	0.0	NO		NO	bb
6	6 180118M1_7	Standard	12.500	4.20	15538.602	15538.602	12.500	12.5	0.0	NO		NO	bb
7	7 180118M1_8	Standard	12.500	4.20	15096.650	15096.650	12.500	12.5	0.0	NO		NO	bb
8	8 180118M1_9	Standard	12.500	4.20	13016.104	13016.104	12.500	12.5	0.0	NO		NO	bb
9	9 180118M1_10	Standard	12.500	4.20	15015.451	15015.451	12.500	12.5	0.0	NO		NO	bb

Dataset: F:\Projects\PFAS.PRO\Results\180118M1\180118M1-CRV.qld

Last Altered: Friday, January 19, 2018 09:30:24 Pacific Standard Time
 Printed: Friday, January 19, 2018 09:31:01 Pacific Standard Time

Compound name: 13C9-PFNA

Response Factor: 1

RRF SD: 0, Relative SD: 0

Response type: Internal Std (Ref 58), Area * (IS Conc. / IS Area)

Curve type: RF

#	Name	Type	Std. Conc	RT	Area	IS Area	Response	Conc.	%Dev	Conc. Flag	CoD	CoD Flag	x=excluded
1	1 180118M1_2	Standard	12.500	4.65	9974.009	9974.009	12.500	12.5	0.0	NO		NO	bb
2	2 180118M1_3	Standard	12.500	4.64	12552.051	12552.051	12.500	12.5	0.0	NO		NO	bb
3	3 180118M1_4	Standard	12.500	4.63	12388.794	12388.794	12.500	12.5	0.0	NO		NO	bb
4	4 180118M1_5	Standard	12.500	4.63	13680.797	13680.797	12.500	12.5	0.0	NO		NO	bb
5	5 180118M1_6	Standard	12.500	4.63	13627.233	13627.233	12.500	12.5	0.0	NO		NO	bb
6	6 180118M1_7	Standard	12.500	4.63	13850.425	13850.425	12.500	12.5	0.0	NO		NO	bb
7	7 180118M1_8	Standard	12.500	4.63	15464.554	15464.554	12.500	12.5	0.0	NO		NO	bb
8	8 180118M1_9	Standard	12.500	4.63	16580.219	16580.219	12.500	12.5	0.0	NO		NO	bb
9	9 180118M1_10	Standard	12.500	4.64	17313.514	17313.514	12.500	12.5	0.0	NO		NO	bb

Compound name: 13C4-PFOS

Response Factor: 1

RRF SD: 0, Relative SD: 0

Response type: Internal Std (Ref 59), Area * (IS Conc. / IS Area)

Curve type: RF

#	Name	Type	Std. Conc	RT	Area	IS Area	Response	Conc.	%Dev	Conc. Flag	CoD	CoD Flag	x=excluded
1	1 180118M1_2	Standard	12.500	4.73	2620.023	2620.023	12.500	12.5	0.0	NO		NO	bb
2	2 180118M1_3	Standard	12.500	4.72	3352.441	3352.441	12.500	12.5	0.0	NO		NO	bb
3	3 180118M1_4	Standard	12.500	4.72	3017.950	3017.950	12.500	12.5	0.0	NO		NO	bb
4	4 180118M1_5	Standard	12.500	4.72	3071.438	3071.438	12.500	12.5	0.0	NO		NO	bb
5	5 180118M1_6	Standard	12.500	4.72	2808.995	2808.995	12.500	12.5	0.0	NO		NO	bb
6	6 180118M1_7	Standard	12.500	4.72	4291.462	4291.462	12.500	12.5	0.0	NO		NO	bb
7	7 180118M1_8	Standard	12.500	4.72	3225.207	3225.207	12.500	12.5	0.0	NO		NO	bb
8	8 180118M1_9	Standard	12.500	4.72	2642.108	2642.108	12.500	12.5	0.0	NO		NO	bb
9	9 180118M1_10	Standard	12.500	4.72	4242.597	4242.597	12.500	12.5	0.0	NO		NO	bb

Dataset: F:\Projects\PFAS.PRO\Results\180118M1\180118M1-CRV.qld

Last Altered: Friday, January 19, 2018 09:30:24 Pacific Standard Time

Printed: Friday, January 19, 2018 09:31:01 Pacific Standard Time

Compound name: 13C6-PFDA

Response Factor: 1

RRF SD: 0, Relative SD: 0

Response type: Internal Std (Ref 60), Area * (IS Conc. / IS Area)

Curve type: RF

#	Name	Type	Std. Conc	RT	Area	IS Area	Response	Conc.	%Dev	Conc. Flag	CoD	CoD Flag	x=excluded
1	1 180118M1_2	Standard	12.500	5.02	7212.510	7212.510	12.500	12.5	0.0	NO		NO	bb
2	2 180118M1_3	Standard	12.500	5.01	10647.363	10647.363	12.500	12.5	0.0	NO		NO	bb
3	3 180118M1_4	Standard	12.500	5.00	11171.487	11171.487	12.500	12.5	0.0	NO		NO	bb
4	4 180118M1_5	Standard	12.500	5.01	10998.669	10998.669	12.500	12.5	0.0	NO		NO	bb
5	5 180118M1_6	Standard	12.500	5.01	10219.353	10219.353	12.500	12.5	0.0	NO		NO	bb
6	6 180118M1_7	Standard	12.500	5.00	10522.795	10522.795	12.500	12.5	0.0	NO		NO	bb
7	7 180118M1_8	Standard	12.500	5.01	12381.811	12381.811	12.500	12.5	0.0	NO		NO	bb
8	8 180118M1_9	Standard	12.500	5.00	8602.176	8602.176	12.500	12.5	0.0	NO		NO	bb
9	9 180118M1_10	Standard	12.500	5.01	11283.332	11283.332	12.500	12.5	0.0	NO		NO	bb

Compound name: 13C7-PFUdA

Response Factor: 1

RRF SD: 0, Relative SD: 0

Response type: Internal Std (Ref 61), Area * (IS Conc. / IS Area)

Curve type: RF

#	Name	Type	Std. Conc	RT	Area	IS Area	Response	Conc.	%Dev	Conc. Flag	CoD	CoD Flag	x=excluded
1	1 180118M1_2	Standard	12.500	5.34	16607.514	16607.514	12.500	12.5	0.0	NO		NO	bb
2	2 180118M1_3	Standard	12.500	5.34	16973.807	16973.807	12.500	12.5	0.0	NO		NO	bb
3	3 180118M1_4	Standard	12.500	5.33	11763.054	11763.054	12.500	12.5	0.0	NO		NO	bb
4	4 180118M1_5	Standard	12.500	5.33	9840.114	9840.114	12.500	12.5	0.0	NO		NO	bb
5	5 180118M1_6	Standard	12.500	5.33	13945.345	13945.345	12.500	12.5	0.0	NO		NO	bb
6	6 180118M1_7	Standard	12.500	5.33	16448.322	16448.322	12.500	12.5	0.0	NO		NO	bb
7	7 180118M1_8	Standard	12.500	5.33	12998.784	12998.784	12.500	12.5	0.0	NO		NO	bb
8	8 180118M1_9	Standard	12.500	5.33	10435.265	10435.265	12.500	12.5	0.0	NO		NO	bb
9	9 180118M1_10	Standard	12.500	5.33	17313.598	17313.598	12.500	12.5	0.0	NO		NO	bb

Dataset: F:\Projects\PFAS.PRO\Results\180118M1\180118M1-CRV.qld

Last Altered: Friday, January 19, 2018 09:30:24 Pacific Standard Time

Printed: Friday, January 19, 2018 09:31:01 Pacific Standard Time

Method: F:\Projects\PFAS.PRO\MethDB\PFAS_FULL_80C_011618.mdb 17 Jan 2018 13:31:53

Calibration: F:\Projects\PFAS.PRO\CurveDB\C18_VAL-PFAS_Q4_01-18-18-FULL.cdb 19 Jan 2018 09:30:24

Name: 180118M1_2, Date: 18-Jan-2018, Time: 15:36:48, ID: ST180118M1-1 PFC CS-2 18A0806, Description: PFC CS-2 18A0806

#	Name	CoD	CoD Flag	%RSD
1	1 PFBA	0.9975	NO	
2	2 PFPeA	0.9978	NO	
3	3 PFBS	0.9998	NO	
4	4 PFHxA	0.9939	NO	
5	5 PFHpA	0.9994	NO	
6	6 L-PFHxS	0.9969	NO	
7	8 6:2 FTS	0.9987	NO	
8	9 L-PFOA	0.9984	NO	
9	11 PFHpS	0.9966	NO	
10	12 PFNA	0.9911	NO	
11	13 PFOSA	0.9986	NO	
12	14 L-PFOS	0.9983	NO	
13	16 PFDA	0.9994	NO	
14	17 8:2 FTS	0.9980	NO	
15	18 N-MeFOSAA	0.9905	NO	
16	19 N-EtFOSAA	0.9953	NO	
17	20 PFUdA	0.9993	NO	
18	21 PFDS	0.9932	NO	
19	22 PFDoA	0.9990	NO	
20	23 N-MeFOSA	0.9995	NO	
21	24 PFTrDA	0.9958	NO	
22	25 PFTeDA	0.9984	NO	
23	26 N-EtFOSA	0.9997	NO	
24	27 PFHxDA	0.9971	NO	
25	28 PFODA	0.9989	NO	
26	29 N-MeFOSE	0.9993	NO	
27	30 N-EtFOSE	0.9944	NO	
28	31 13C3-PFBA		NO	1.599
29	32 13C3-PFPeA		NO	8.343
30	33 13C3-PFBS		NO	6.271
31	34 13C2-PFHxA		NO	9.642

Dataset: F:\Projects\PFAS.PRO\Results\180118M1\180118M1-CRV.qld

Last Altered: Friday, January 19, 2018 09:30:24 Pacific Standard Time

Printed: Friday, January 19, 2018 09:31:01 Pacific Standard Time

Name: 180118M1_2, Date: 18-Jan-2018, Time: 15:36:48, ID: ST180118M1-1 PFC CS-2 18A0806, Description: PFC CS-2 18A0806

	# Name	CoD	CoD Flag	%RSD
32	35 13C4-PFHpA		NO	9.837
33	36 18O2-PFHxS		NO	10.022
34	37 13C2-6:2 FTS		NO	19.289
35	38 13C2-PFOA		NO	13.495
36	39 13C5-PFNA		NO	9.570
37	40 13C8-PFOSA		NO	15.696
38	41 13C8-PFOS		NO	13.157
39	42 13C2-PFDA		NO	13.833
40	43 13C2-8:2 FTS		NO	19.142
41	44 d3-N-MeFOSAA		NO	19.979
42	45 d5-N-EtFOSAA		NO	15.998
43	46 13C2-PFUdA		NO	18.162
44	47 13C2-PFDoA		NO	18.008
45	48 d3-N-MeFOSA		NO	18.391
46	49 13C2-PFTeDA		NO	19.831
47	50 d5-N-ETFOSA		NO	19.820
48	51 13C2-PFHxDA		NO	19.893
49	52 d7-N-MeFOSE		NO	18.813
50	53 d9-N-EtFOSE		NO	16.747
51	54 13C4-PFBA		NO	0.000
52	55 13C5-PFHxA		NO	0.000
53	56 13C3-PFHxS		NO	0.000
54	57 13C8-PFOA		NO	0.000
55	58 13C9-PFNA		NO	0.000
56	59 13C4-PFOS		NO	0.000
57	60 13C6-PFDA		NO	0.000
58	61 13C7-PFUdA		NO	0.000

Dataset: Untitled

Last Altered: Friday, January 19, 2018 09:46:41 Pacific Standard Time

Printed: Friday, January 19, 2018 09:48:03 Pacific Standard Time

Method: F:\Projects\PFAS.PRO\MethDB\PFAS_FULL_80C_011818.mdb 18 Jan 2018 19:22:25

Calibration: F:\Projects\PFAS.PRO\CurveDB\C18_VAL-PFAS_Q4_01-18-18-FULL.cdb 19 Jan 2018 09:30:24

Compound name: PFBA

	Name	ID	Acq.Date	Acq.Time
1	180118M1_1	IPA	18-Jan-18	15:25:26
2	180118M1_2	ST180118M1-1 PFC CS-2 18A0806	18-Jan-18	15:36:48
3	180118M1_3	ST180118M1-2 PFC CS-1 18A0807	18-Jan-18	15:48:15
4	180118M1_4	ST180118M1-3 PFC CS0 18A0808	18-Jan-18	15:59:42
5	180118M1_5	ST180118M1-4 PFC CS1 18A0809	18-Jan-18	16:11:12
6	180118M1_6	ST180118M1-5 PFC CS2 18A0810	18-Jan-18	16:22:39
7	180118M1_7	ST180118M1-6 PFC CS3 18A0811	18-Jan-18	16:34:06
8	180118M1_8	ST180118M1-7 PFC CS4 18A0812	18-Jan-18	16:45:33
9	180118M1_9	ST180118M1-8 PFC CS5 18A0813	18-Jan-18	16:57:03
10	180118M1_10	ST180118M1-9 PFC CS6 18A0814	18-Jan-18	17:08:30
11	180118M1_11	ST180118M1-10 PFC CS7 18A0815	18-Jan-18	17:19:57
12	180118M1_12	IPA	18-Jan-18	17:31:24
13	180118M1_13	ICV180118M1-1 PFC ICV 18A0805	18-Jan-18	17:42:50
14	180118M1_14	IPA	18-Jan-18	17:54:17

Dataset: F:\Projects\PFAS.PRO\Results\180118M1\180118M1-CRV.qld

Last Altered: Friday, January 19, 2018 09:30:24 Pacific Standard Time

Printed: Friday, January 19, 2018 09:32:02 Pacific Standard Time

Method: F:\Projects\PFAS.PRO\MethDB\PFAS_FULL_80C_011618.mdb 17 Jan 2018 13:31:53

Calibration: F:\Projects\PFAS.PRO\CurveDB\C18_VAL-PFAS_Q4_01-18-18-FULL.cdb 19 Jan 2018 09:30:24

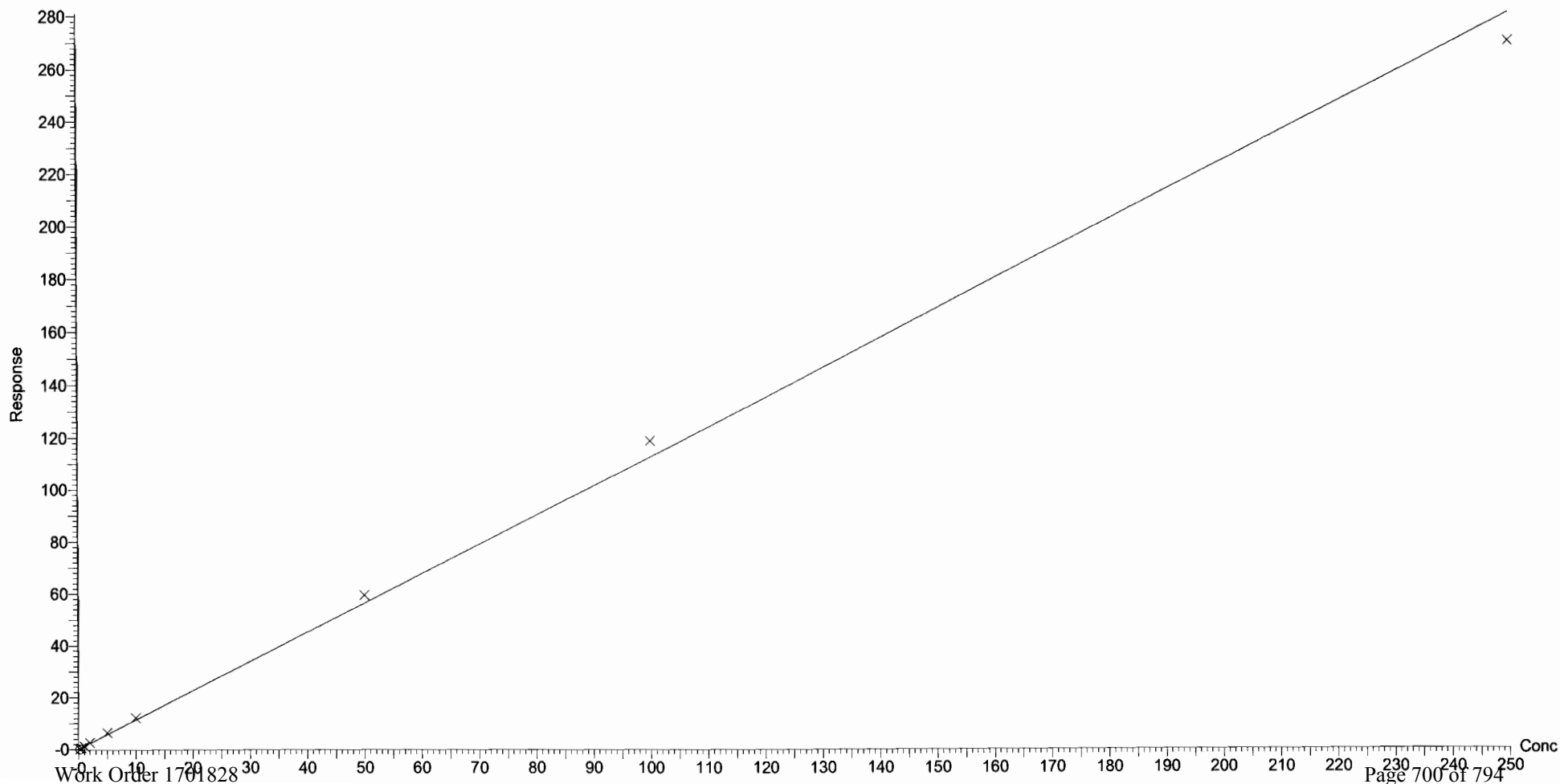
Compound name: PFBA

Correlation coefficient: $r = 0.998766$, $r^2 = 0.997534$

Calibration curve: $1.12321 * x + 0.0746027$

Response type: Internal Std (Ref 31), Area * (IS Conc. / IS Area)

Curve type: Linear, Origin: Include, Weighting: 1/x, Axis trans: None



Vista Analytical Laboratory Q1

Dataset: F:\Projects\PFAS.PRO\Results\180118M1\180118M1-CRV.qld

Last Altered: Thursday, January 18, 2018 19:20:02 Pacific Standard Time

Printed: Friday, January 19, 2018 08:53:26 Pacific Standard Time

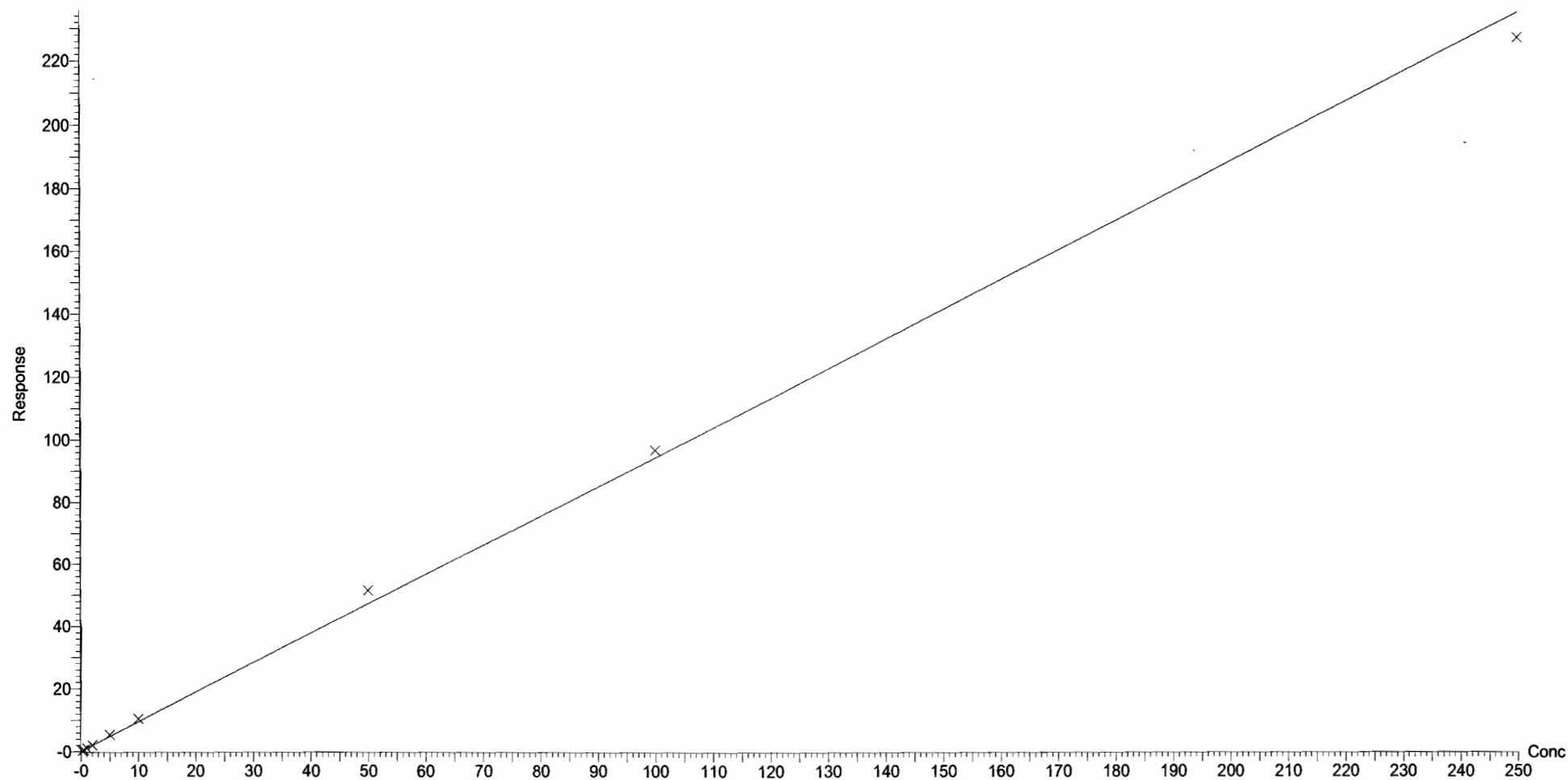
Compound name: PFPeA

Correlation coefficient: $r = 0.998876$, $r^2 = 0.997753$

Calibration curve: $0.942465 * x + 0.121253$

Response type: Internal Std (Ref 32), Area * (IS Conc. / IS Area)

Curve type: Linear, Origin: Exclude, Weighting: 1/x, Axis trans: None

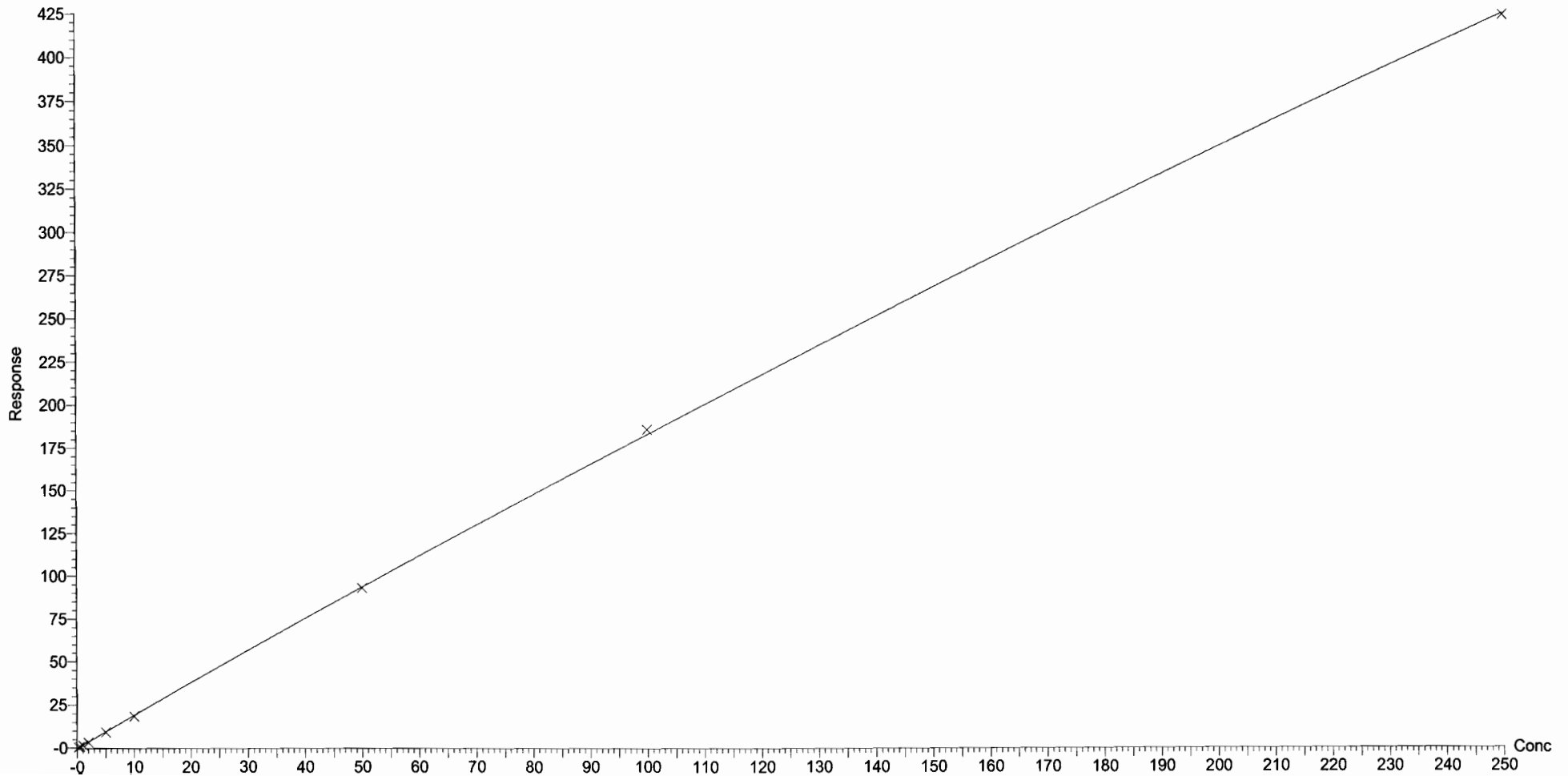


Dataset: F:\Projects\PFAS.PRO\Results\180118M1\180118M1-CRV.qld

Last Altered: Thursday, January 18, 2018 19:20:02 Pacific Standard Time

Printed: Friday, January 19, 2018 08:53:26 Pacific Standard Time

Compound name: PFBS
Coefficient of Determination: $R^2 = 0.999752$
Calibration curve: $-0.000839655 * x^2 + 1.91091 * x + -0.0957011$
Response type: Internal Std (Ref 33), Area * (IS Conc. / IS Area)
Curve type: 2nd Order, Origin: Exclude, Weighting: 1/x, Axis trans: None



Dataset: F:\Projects\PFAS.PRO\Results\180118M1\180118M1-CRV.qld

Last Altered: Thursday, January 18, 2018 19:20:02 Pacific Standard Time

Printed: Friday, January 19, 2018 08:53:26 Pacific Standard Time

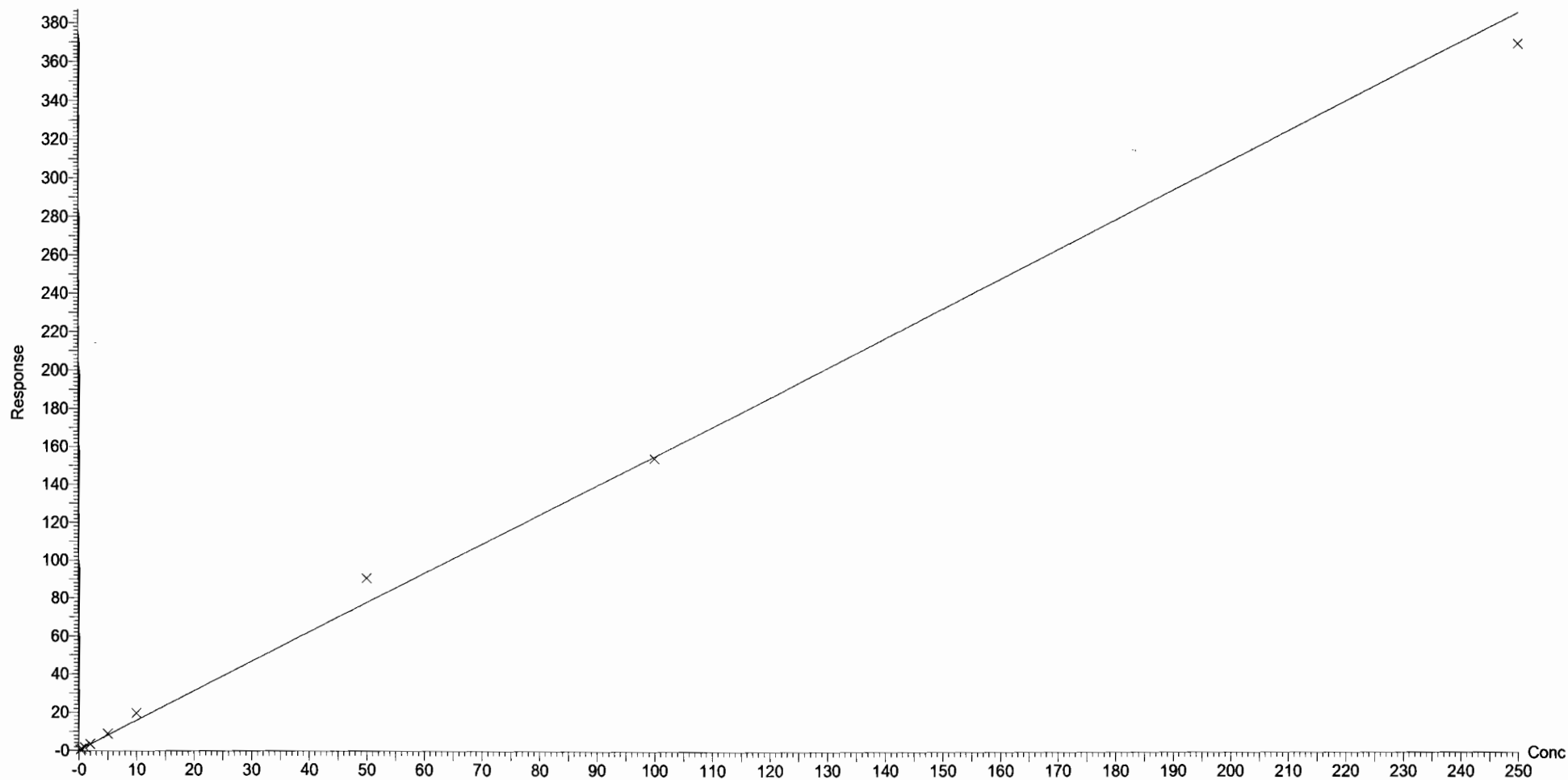
Compound name: PFHxA

Correlation coefficient: $r = 0.996965$, $r^2 = 0.993939$

Calibration curve: $1.54608 * x + 0.228362$

Response type: Internal Std (Ref 34), Area * (IS Conc. / IS Area)

Curve type: Linear, Origin: Exclude, Weighting: 1/x, Axis trans: None



Vista Analytical Laboratory Q1

Dataset: F:\Projects\PFAS.PRO\Results\180118M1\180118M1-CRV.qld

Last Altered: Thursday, January 18, 2018 19:20:02 Pacific Standard Time

Printed: Friday, January 19, 2018 08:53:26 Pacific Standard Time

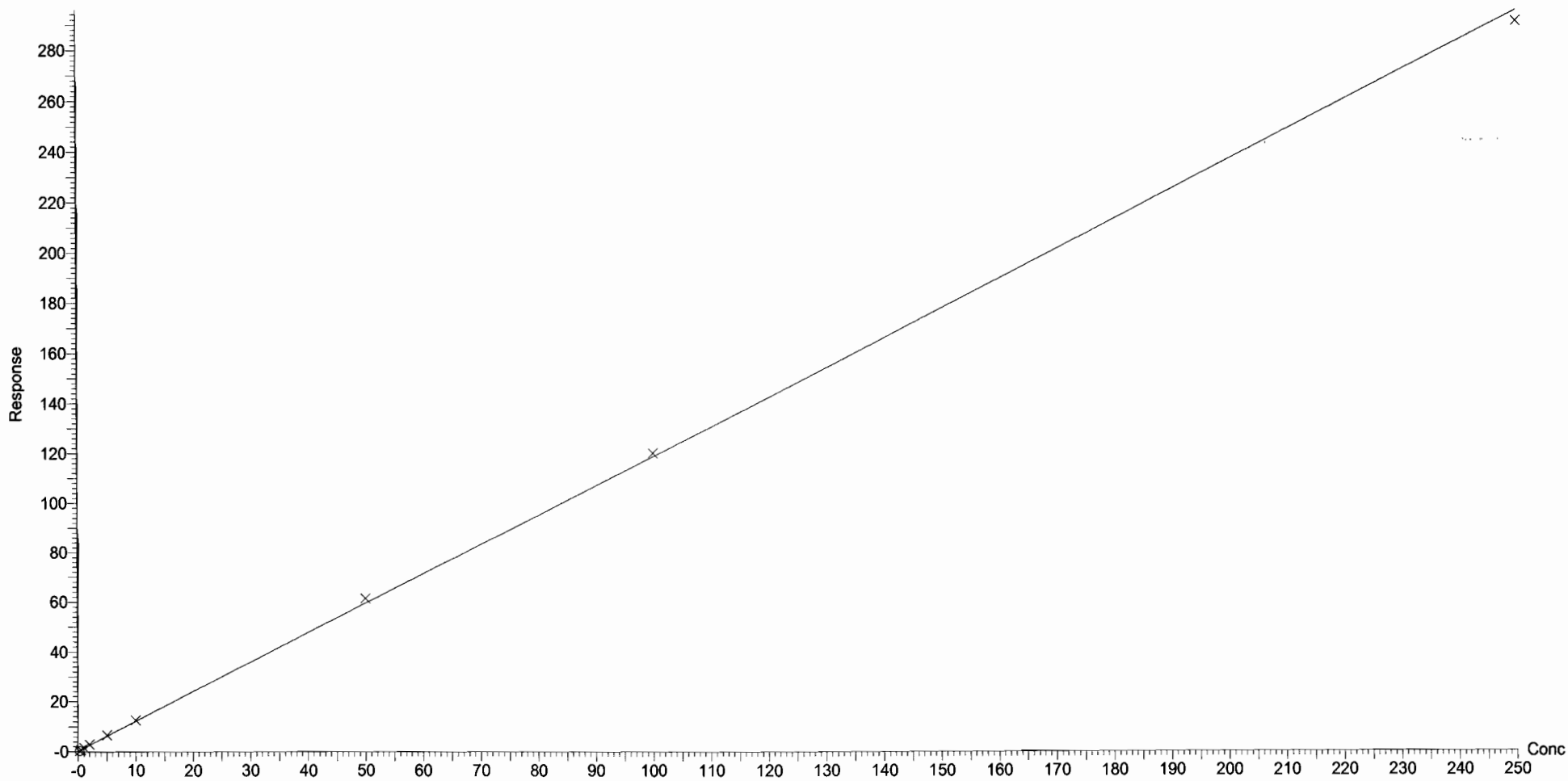
Compound name: PFHpA

Correlation coefficient: $r = 0.999711$, $r^2 = 0.999421$

Calibration curve: $1.18196 * x + 0.246261$

Response type: Internal Std (Ref 35), Area * (IS Conc. / IS Area)

Curve type: Linear, Origin: Exclude, Weighting: 1/x, Axis trans: None



Dataset: F:\Projects\PFAS.PRO\Results\180118M1\180118M1-CRV.qld

Last Altered: Thursday, January 18, 2018 19:20:02 Pacific Standard Time

Printed: Friday, January 19, 2018 08:53:26 Pacific Standard Time

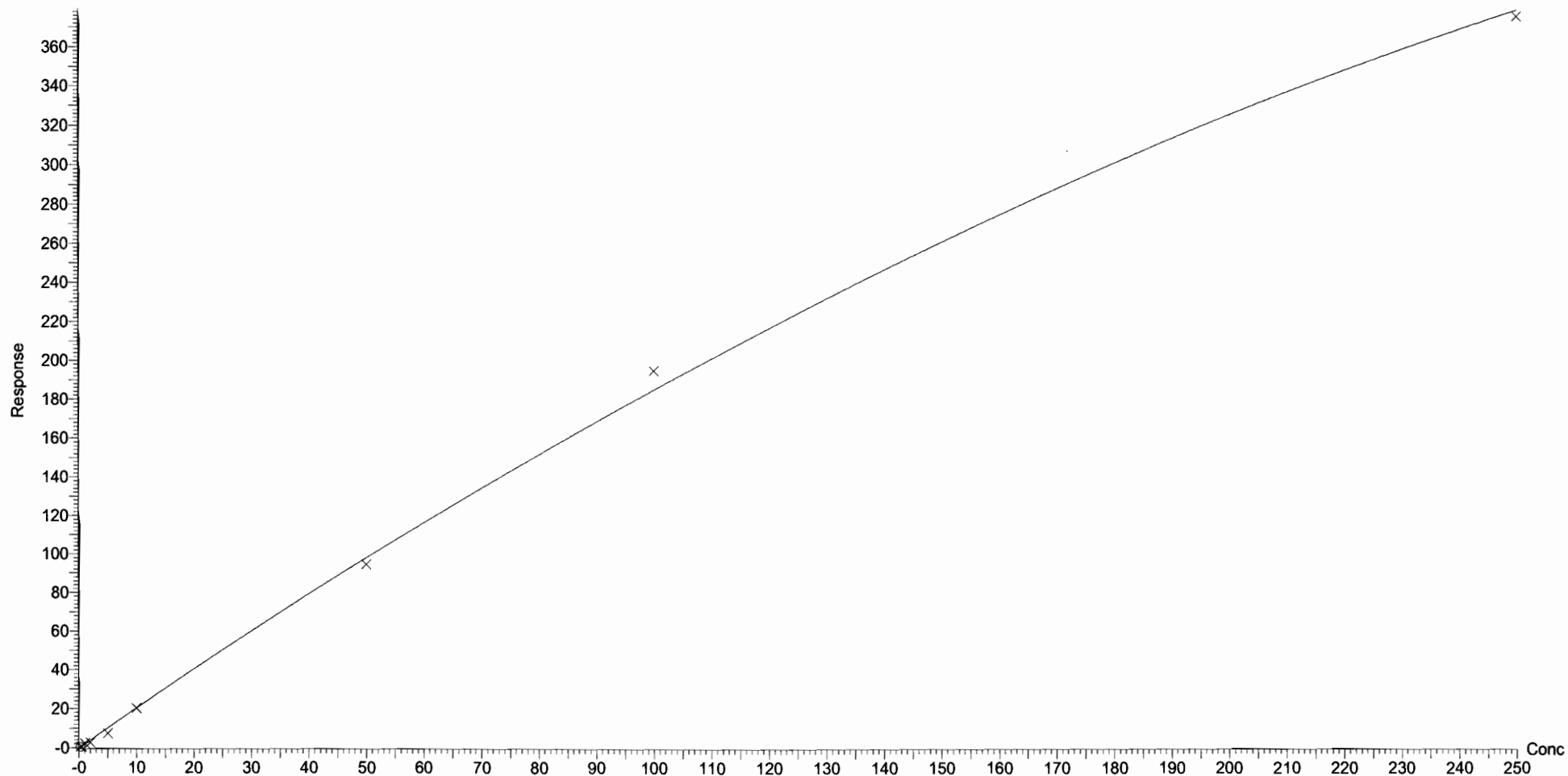
Compound name: L-PFHxS

Coefficient of Determination: $R^2 = 0.996856$

Calibration curve: $-0.00222639 * x^2 + 2.0759 * x + -0.300696$

Response type: Internal Std (Ref 36), Area * (IS Conc. / IS Area)

Curve type: 2nd Order, Origin: Include, Weighting: 1/x, Axis trans: None



Dataset: F:\Projects\PFAS.PRO\Results\180118M1\180118M1-CRV.qld

Last Altered: Thursday, January 18, 2018 19:20:02 Pacific Standard Time

Printed: Friday, January 19, 2018 08:53:26 Pacific Standard Time

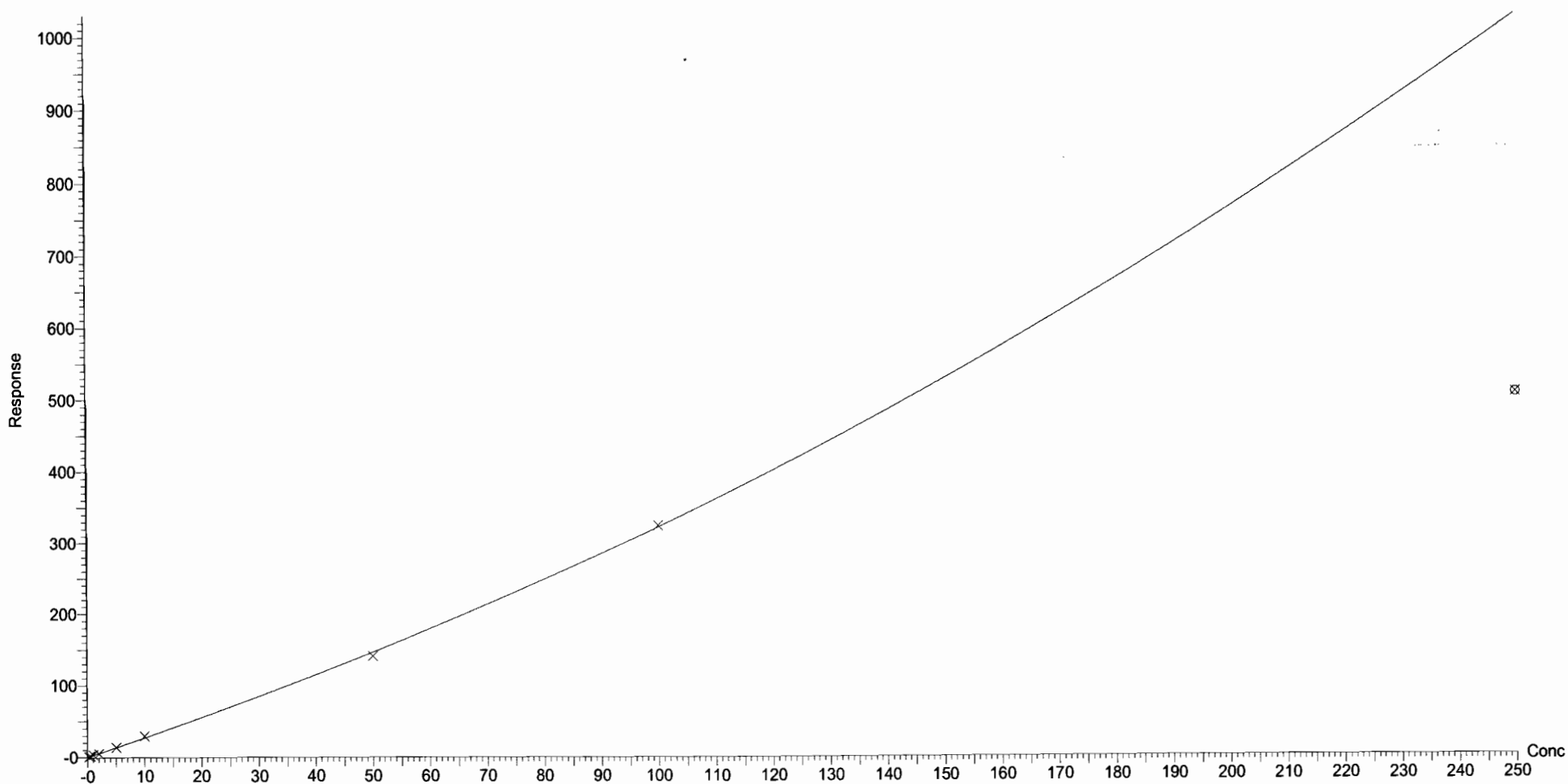
Compound name: 6:2 FTS

Coefficient of Determination: $R^2 = 0.998683$

Calibration curve: $0.0060392 * x^2 + 2.60937 * x + 0.129675$

Response type: Internal Std (Ref 36), Area * (IS Conc. / IS Area)

Curve type: 2nd Order, Origin: Include, Weighting: 1/x, Axis trans: None



Dataset: F:\Projects\PFAS.PRO\Results\180118M1\180118M1-CRV.qld

Last Altered: Thursday, January 18, 2018 19:20:02 Pacific Standard Time

Printed: Friday, January 19, 2018 08:53:26 Pacific Standard Time

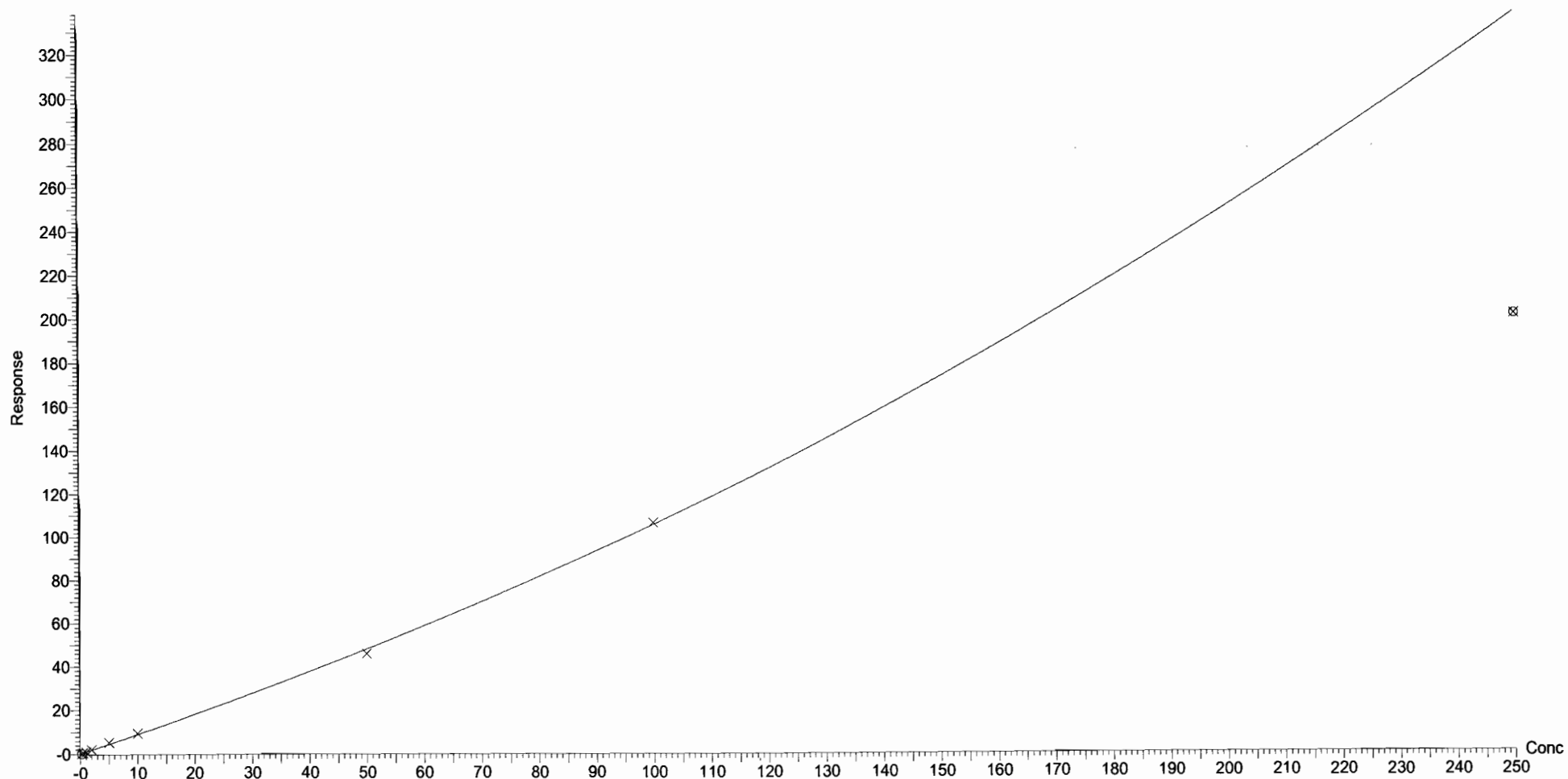
Compound name: L-PFOA

Coefficient of Determination: $R^2 = 0.998391$

Calibration curve: $0.0020041 * x^2 + 0.850209 * x + 0.267167$

Response type: Internal Std (Ref 38), Area * (IS Conc. / IS Area)

Curve type: 2nd Order, Origin: Exclude, Weighting: 1/x, Axis trans: None



Dataset: F:\Projects\PFAS.PRO\Results\180118M1\180118M1-CRV.qld

Last Altered: Thursday, January 18, 2018 19:20:02 Pacific Standard Time

Printed: Friday, January 19, 2018 08:53:26 Pacific Standard Time

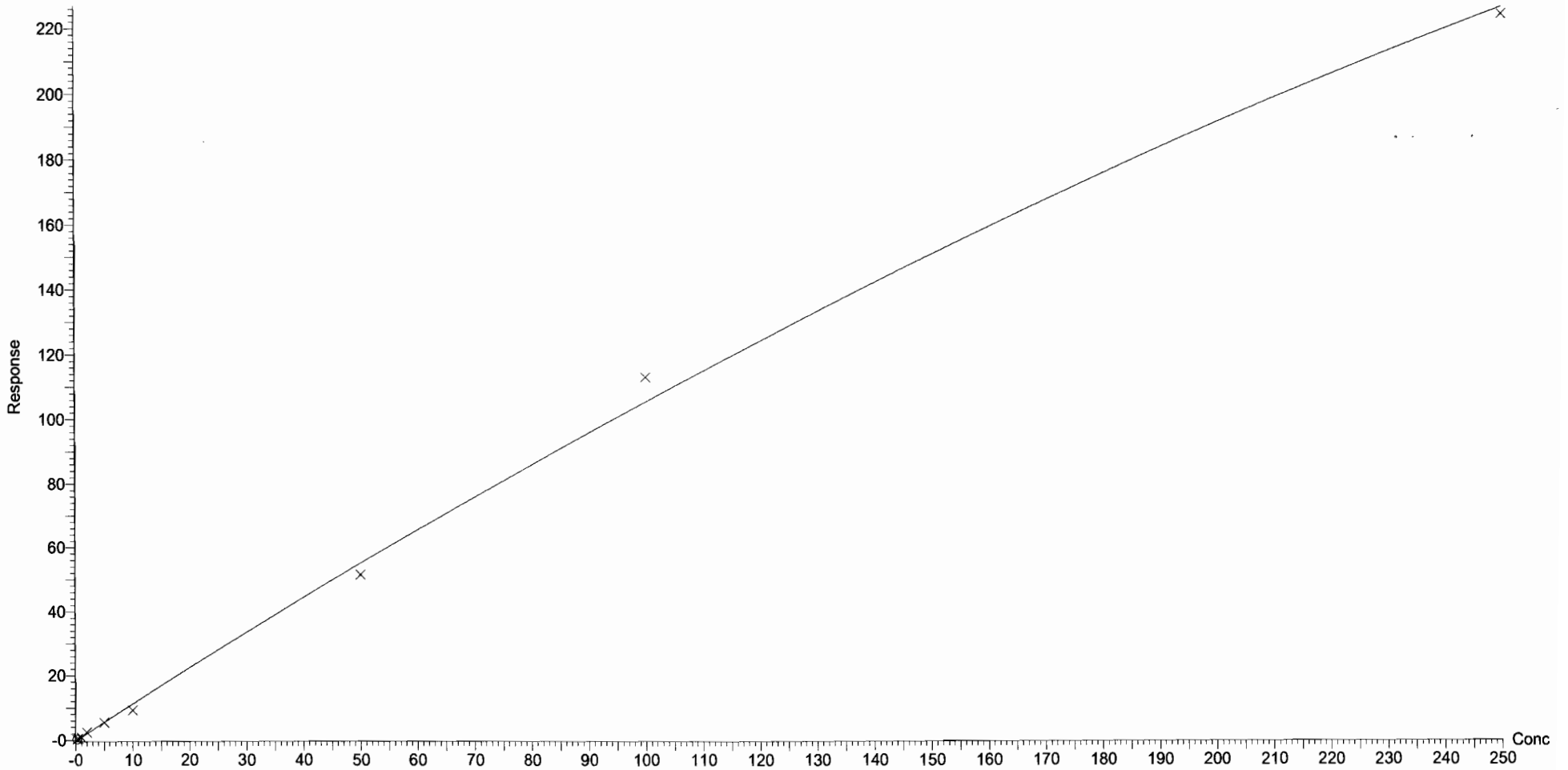
Compound name: PFHpS

Coefficient of Determination: $R^2 = 0.996565$

Calibration curve: $-0.000989347 * x^2 + 1.15533 * x - 0.25073$

Response type: Internal Std (Ref 41), Area * (IS Conc. / IS Area)

Curve type: 2nd Order, Origin: Exclude, Weighting: 1/x, Axis trans: None



Dataset: F:\Projects\PFAS.PRO\Results\180118M1\180118M1-CRV.qld

Last Altered: Thursday, January 18, 2018 19:20:02 Pacific Standard Time

Printed: Friday, January 19, 2018 08:53:26 Pacific Standard Time

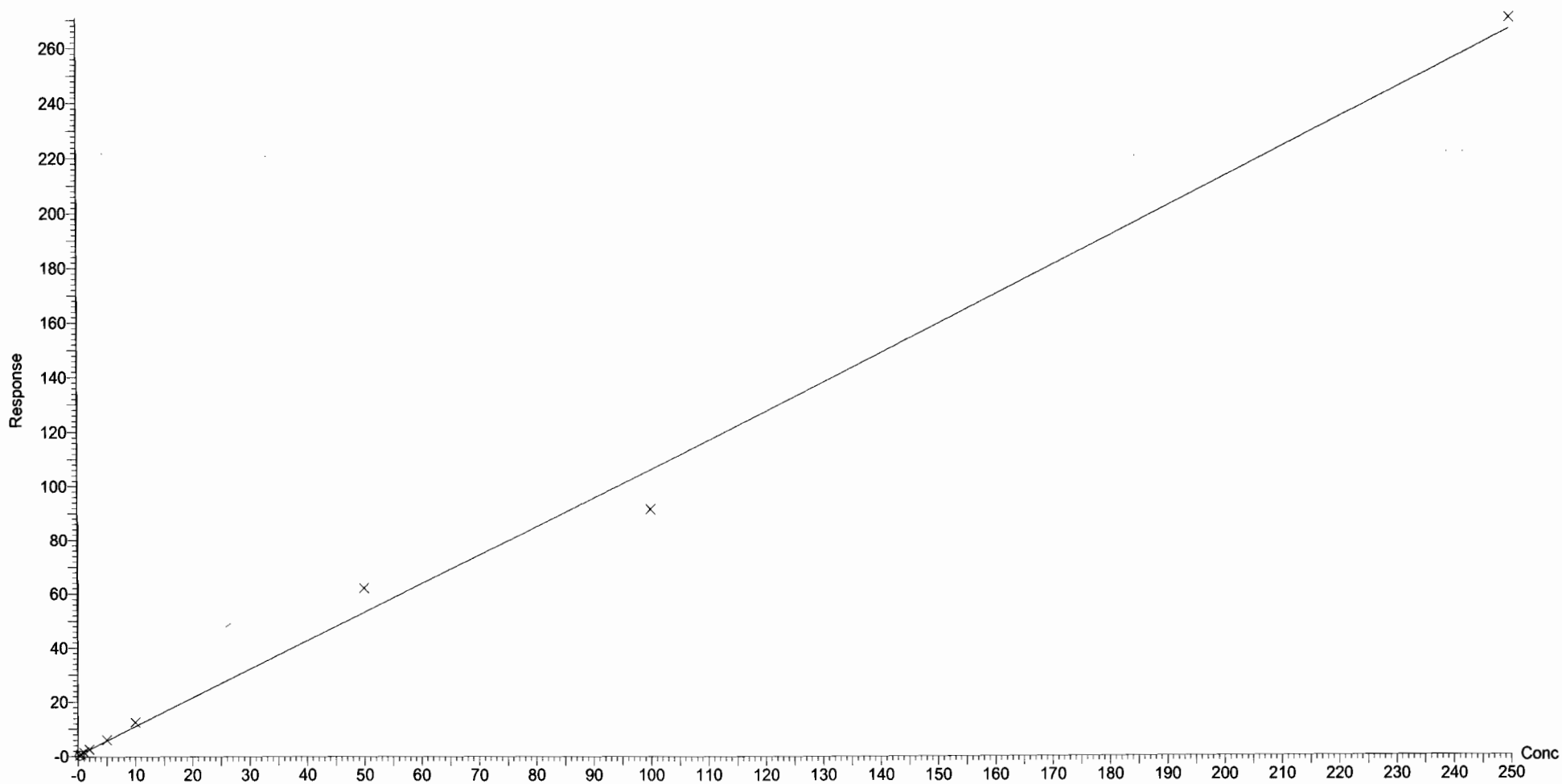
Compound name: PFNA

Coefficient of Determination: $R^2 = 0.991105$

Calibration curve: $6.82411e-005 * x^2 + 1.04841 * x + 0.405064$

Response type: Internal Std (Ref 39), Area * (IS Conc. / IS Area)

Curve type: 2nd Order, Origin: Exclude, Weighting: 1/x, Axis trans: None



Dataset: F:\Projects\PFAS.PRO\Results\180118M1\180118M1-CRV.qld

Last Altered: Thursday, January 18, 2018 19:20:02 Pacific Standard Time

Printed: Friday, January 19, 2018 08:53:26 Pacific Standard Time

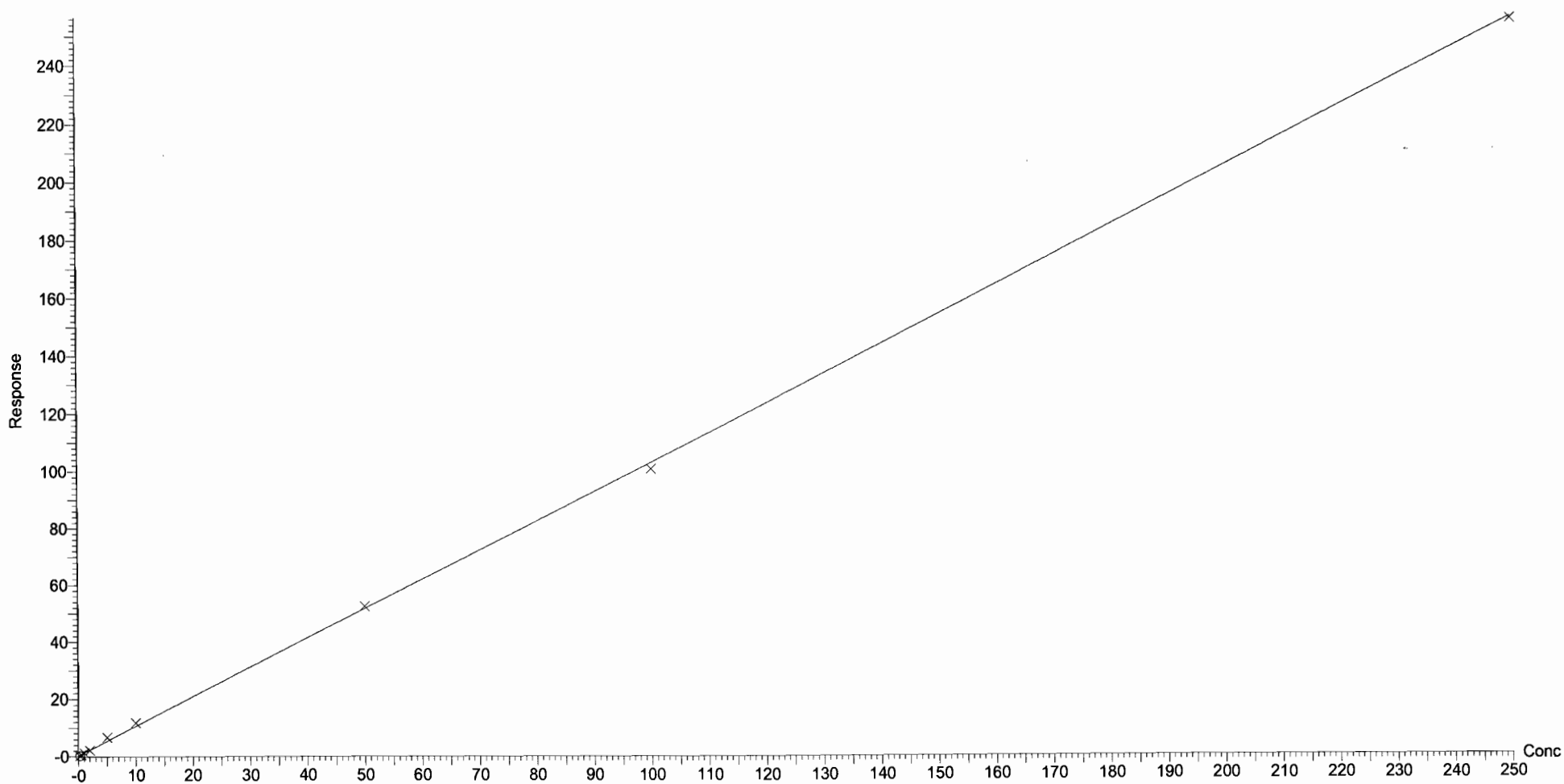
Compound name: PFOSA

Correlation coefficient: $r = 0.999319$, $r^2 = 0.998638$

Calibration curve: $1.02469 * x + 0.245921$

Response type: Internal Std (Ref 40), Area * (IS Conc. / IS Area)

Curve type: Linear, Origin: Exclude, Weighting: 1/x, Axis trans: None



Dataset: F:\Projects\PFAS.PRO\Results\180118M1\180118M1-CRV.qld

Last Altered: Thursday, January 18, 2018 19:20:02 Pacific Standard Time

Printed: Friday, January 19, 2018 08:53:26 Pacific Standard Time

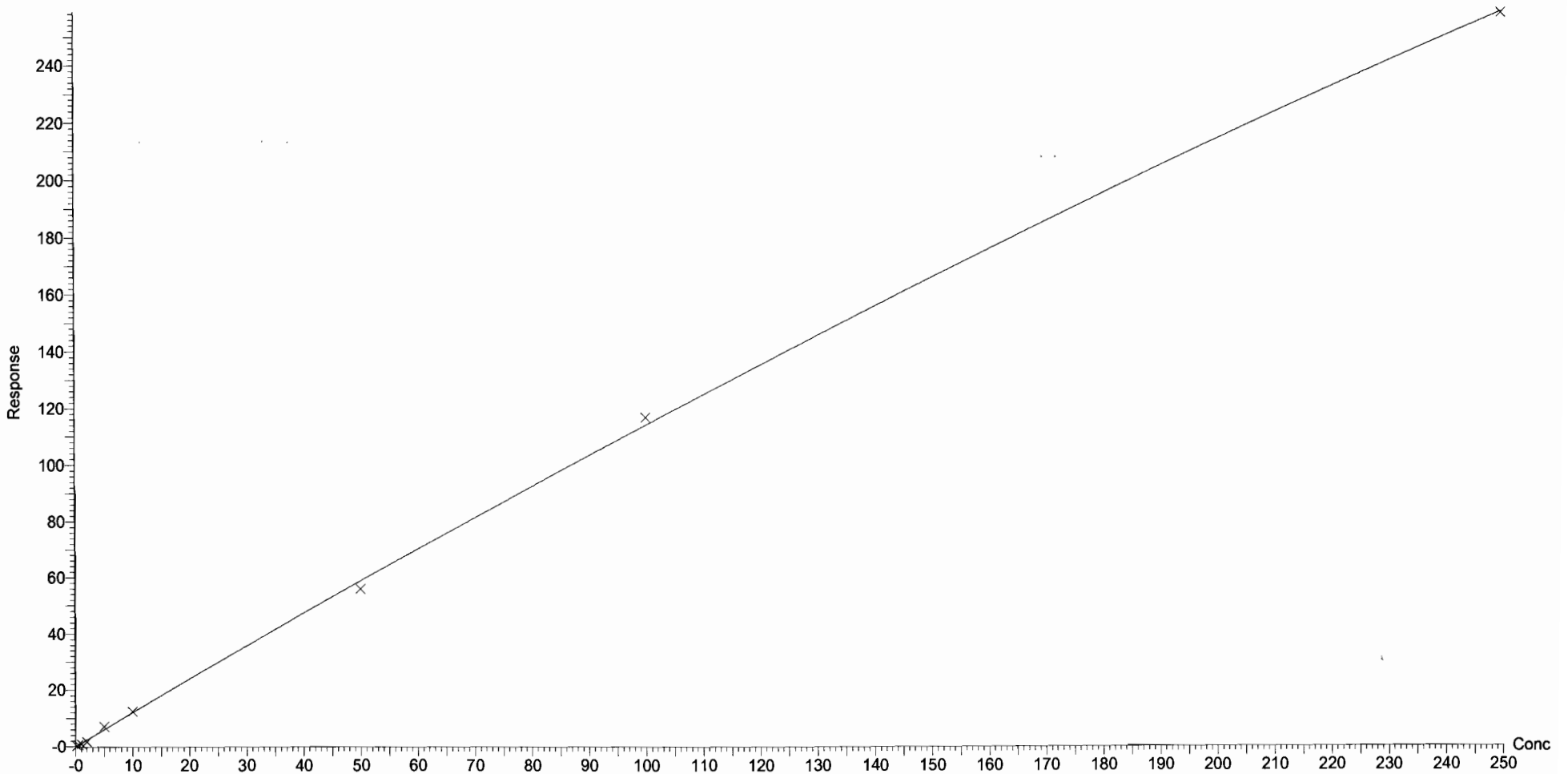
Compound name: L-PFOS

Coefficient of Determination: $R^2 = 0.998281$

Calibration curve: $-0.000701194 * x^2 + 1.21055 * x + -0.112546$

Response type: Internal Std (Ref 41), Area * (IS Conc. / IS Area)

Curve type: 2nd Order, Origin: Exclude, Weighting: 1/x, Axis trans: None



Dataset: F:\Projects\PFAS.PRO\Results\180118M1\180118M1-CRV.qld

Last Altered: Thursday, January 18, 2018 19:20:02 Pacific Standard Time

Printed: Friday, January 19, 2018 08:53:26 Pacific Standard Time

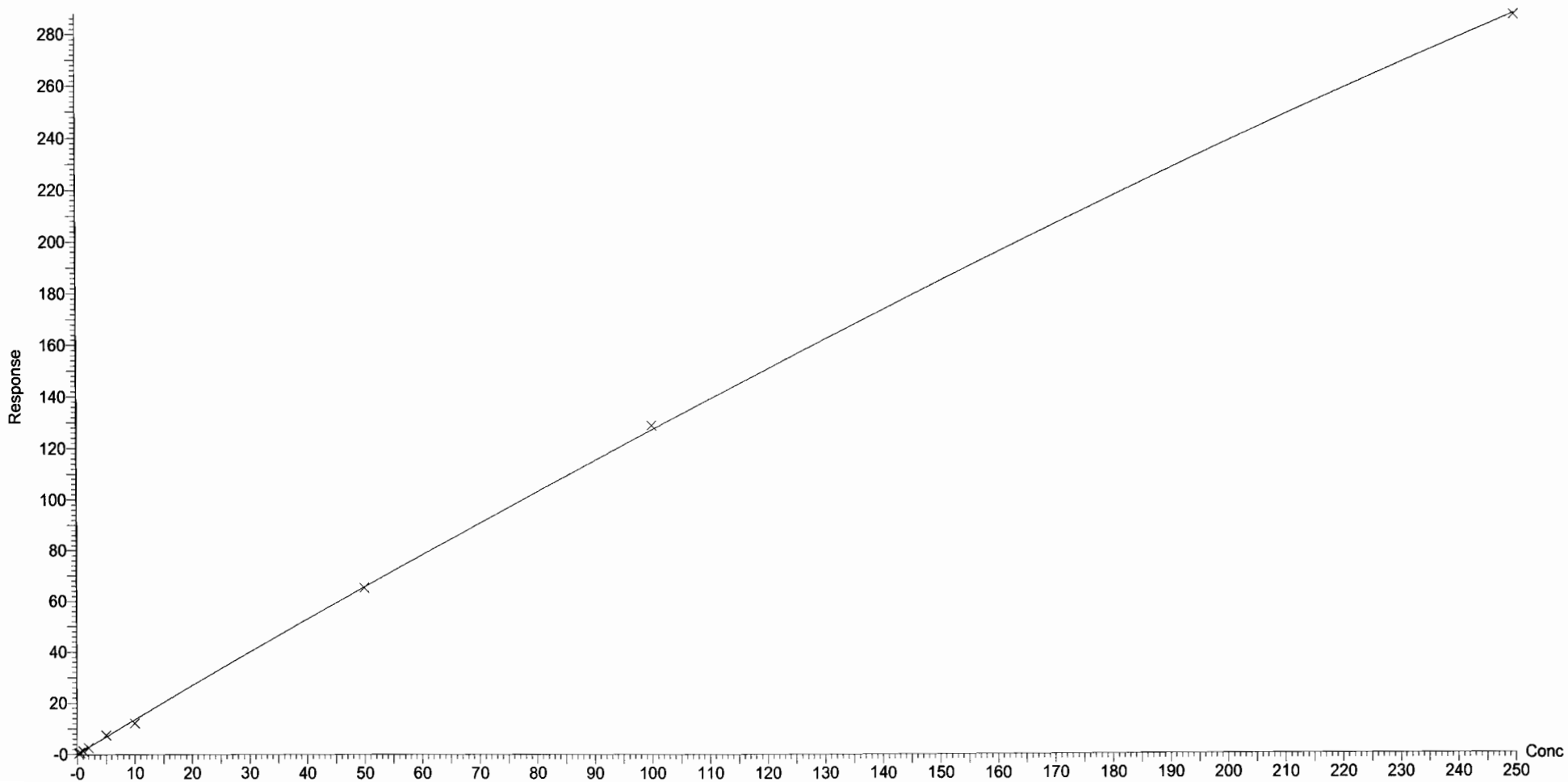
Compound name: PFDA

Coefficient of Determination: $R^2 = 0.999432$

Calibration curve: $-0.000780615 * x^2 + 1.3466 * x + 0.00748908$

Response type: Internal Std (Ref 42), Area * (IS Conc. / IS Area)

Curve type: 2nd Order, Origin: Exclude, Weighting: 1/x, Axis trans: None



Dataset: F:\Projects\PFAS.PRO\Results\180118M1\180118M1-CRV.qld

Last Altered: Thursday, January 18, 2018 19:20:02 Pacific Standard Time

Printed: Friday, January 19, 2018 08:53:26 Pacific Standard Time

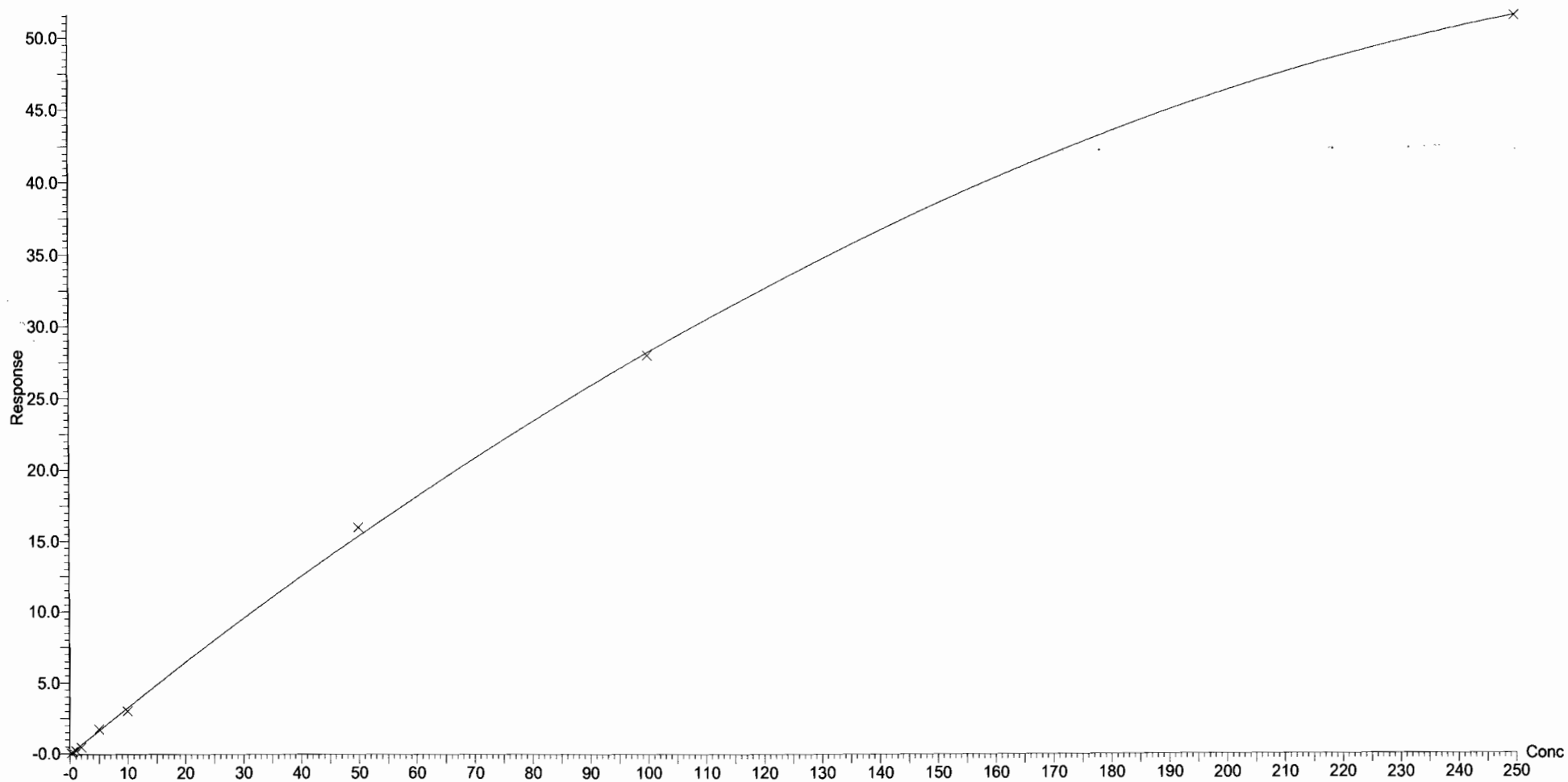
Compound name: 8:2 FTS

Coefficient of Determination: $R^2 = 0.997978$

Calibration curve: $-0.000503731 * x^2 + 0.332424 * x + -0.046692$

Response type: Internal Std (Ref 42), Area * (IS Conc. / IS Area)

Curve type: 2nd Order, Origin: Include, Weighting: 1/x, Axis trans: None



Dataset: F:\Projects\PFAS.PRO\Results\180118M1\180118M1-CRV.qld

Last Altered: Thursday, January 18, 2018 19:20:02 Pacific Standard Time

Printed: Friday, January 19, 2018 08:53:26 Pacific Standard Time

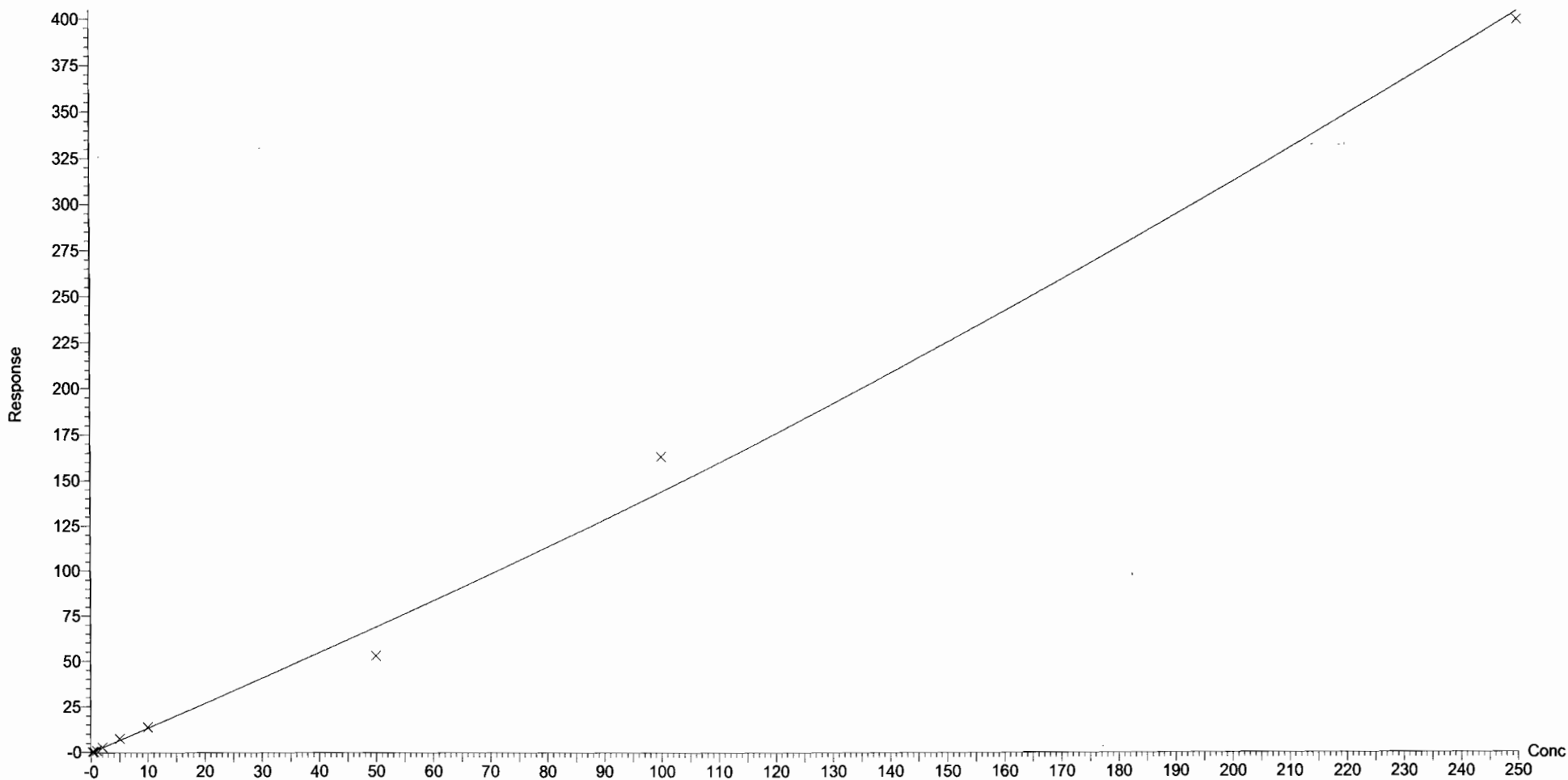
Compound name: N-MeFOSAA

Coefficient of Determination: $R^2 = 0.990474$

Calibration curve: $0.00121633 * x^2 + 1.31517 * x + -0.0845914$

Response type: Internal Std (Ref 44), Area * (IS Conc. / IS Area)

Curve type: 2nd Order, Origin: Include, Weighting: 1/x, Axis trans: None



Dataset: F:\Projects\PFAS.PRO\Results\180118M1\180118M1-CRV.qld

Last Altered: Thursday, January 18, 2018 19:20:02 Pacific Standard Time

Printed: Friday, January 19, 2018 08:53:26 Pacific Standard Time

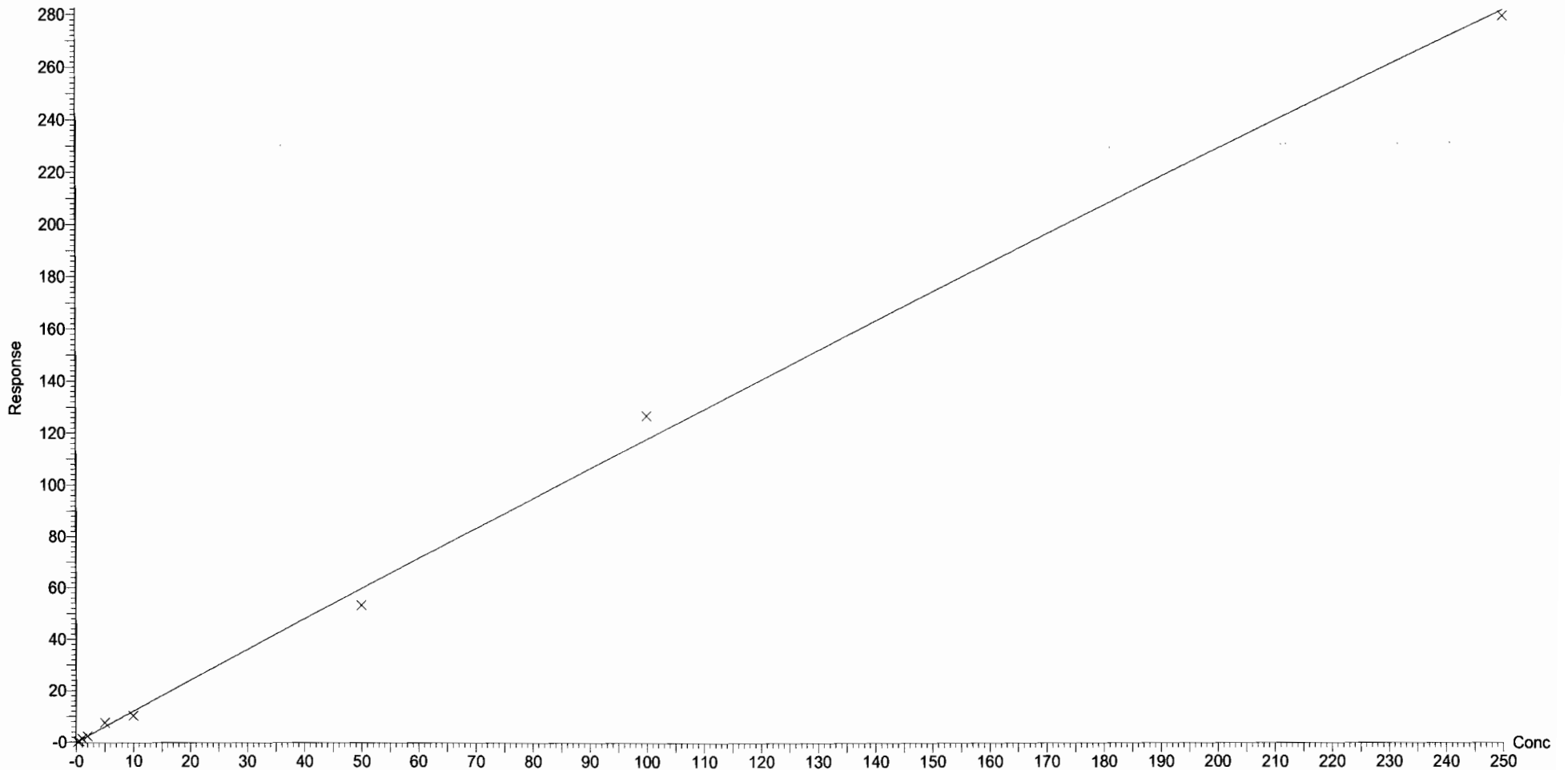
Compound name: N-EtFOSAA

Coefficient of Determination: $R^2 = 0.995306$

Calibration curve: $-0.000318333 * x^2 + 1.2094 * x + -0.0720697$

Response type: Internal Std (Ref 45), Area * (IS Conc. / IS Area)

Curve type: 2nd Order, Origin: Include, Weighting: 1/x, Axis trans: None



Dataset: F:\Projects\PFAS.PRO\Results\180118M1\180118M1-CRV.qld

Last Altered: Thursday, January 18, 2018 19:20:02 Pacific Standard Time

Printed: Friday, January 19, 2018 08:53:26 Pacific Standard Time

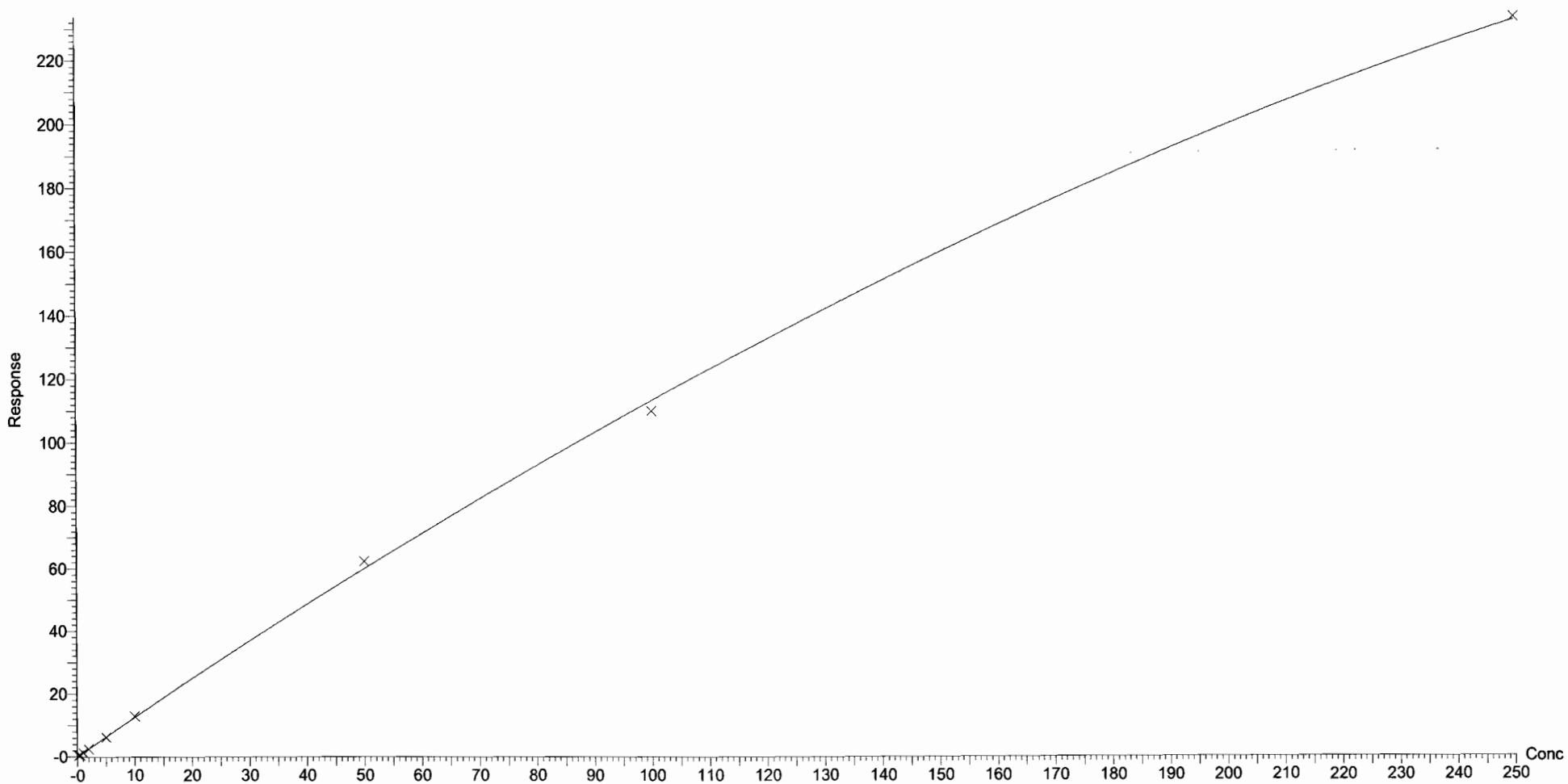
Compound name: PFUdA

Coefficient of Determination: $R^2 = 0.999287$

Calibration curve: $-0.00133748 * x^2 + 1.26612 * x + -0.028293$

Response type: Internal Std (Ref 46), Area * (IS Conc. / IS Area)

Curve type: 2nd Order, Origin: Exclude, Weighting: 1/x, Axis trans: None



Dataset: F:\Projects\PFAS.PRO\Results\180118M1\180118M1-CRV.qld

Last Altered: Thursday, January 18, 2018 19:20:02 Pacific Standard Time

Printed: Friday, January 19, 2018 08:53:26 Pacific Standard Time

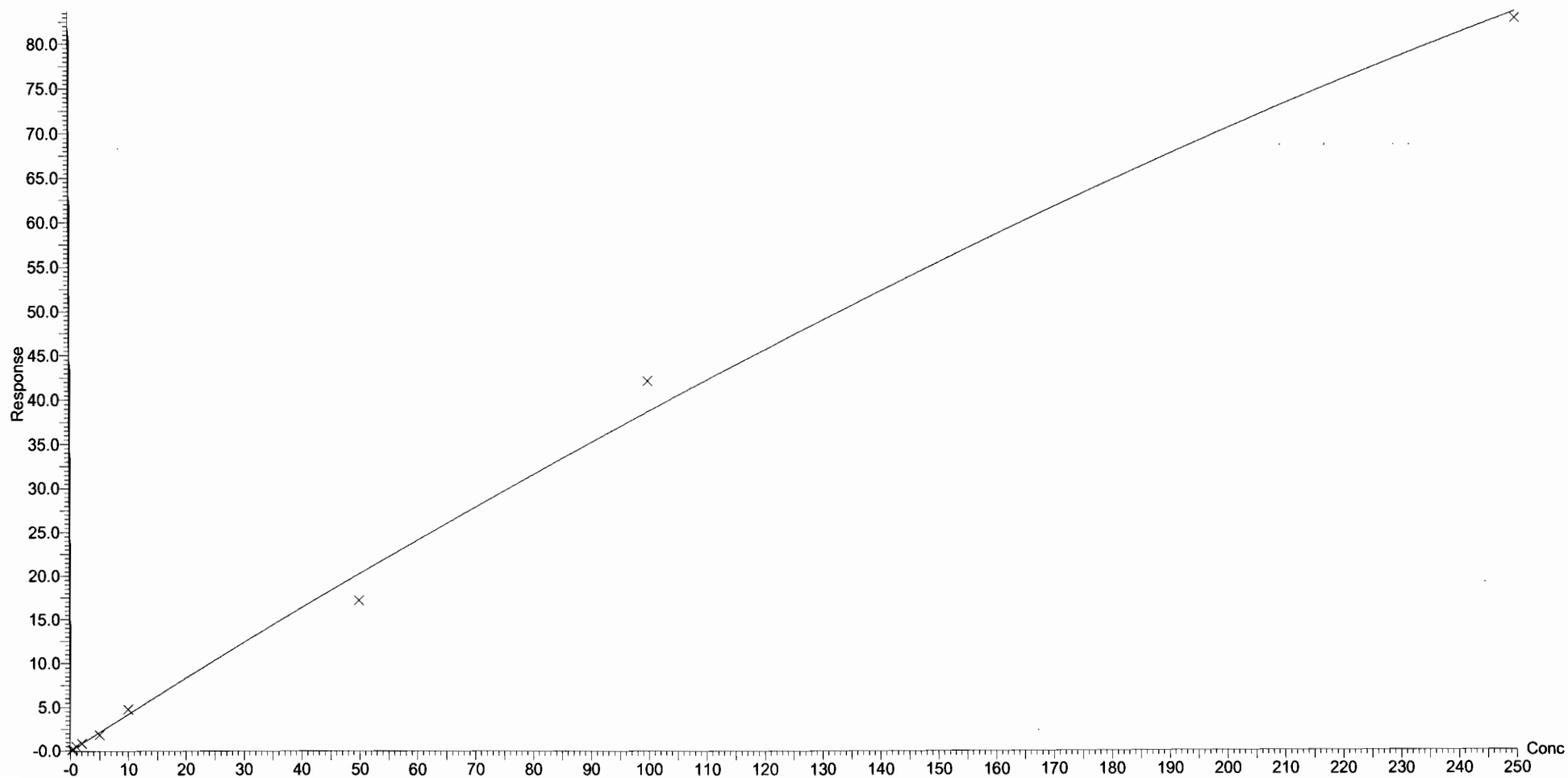
Compound name: PFDS

Coefficient of Determination: $R^2 = 0.993237$

Calibration curve: $-0.000344885 * x^2 + 0.420964 * x + -0.000554845$

Response type: Internal Std (Ref 47), Area * (IS Conc. / IS Area)

Curve type: 2nd Order, Origin: Exclude, Weighting: 1/x, Axis trans: None

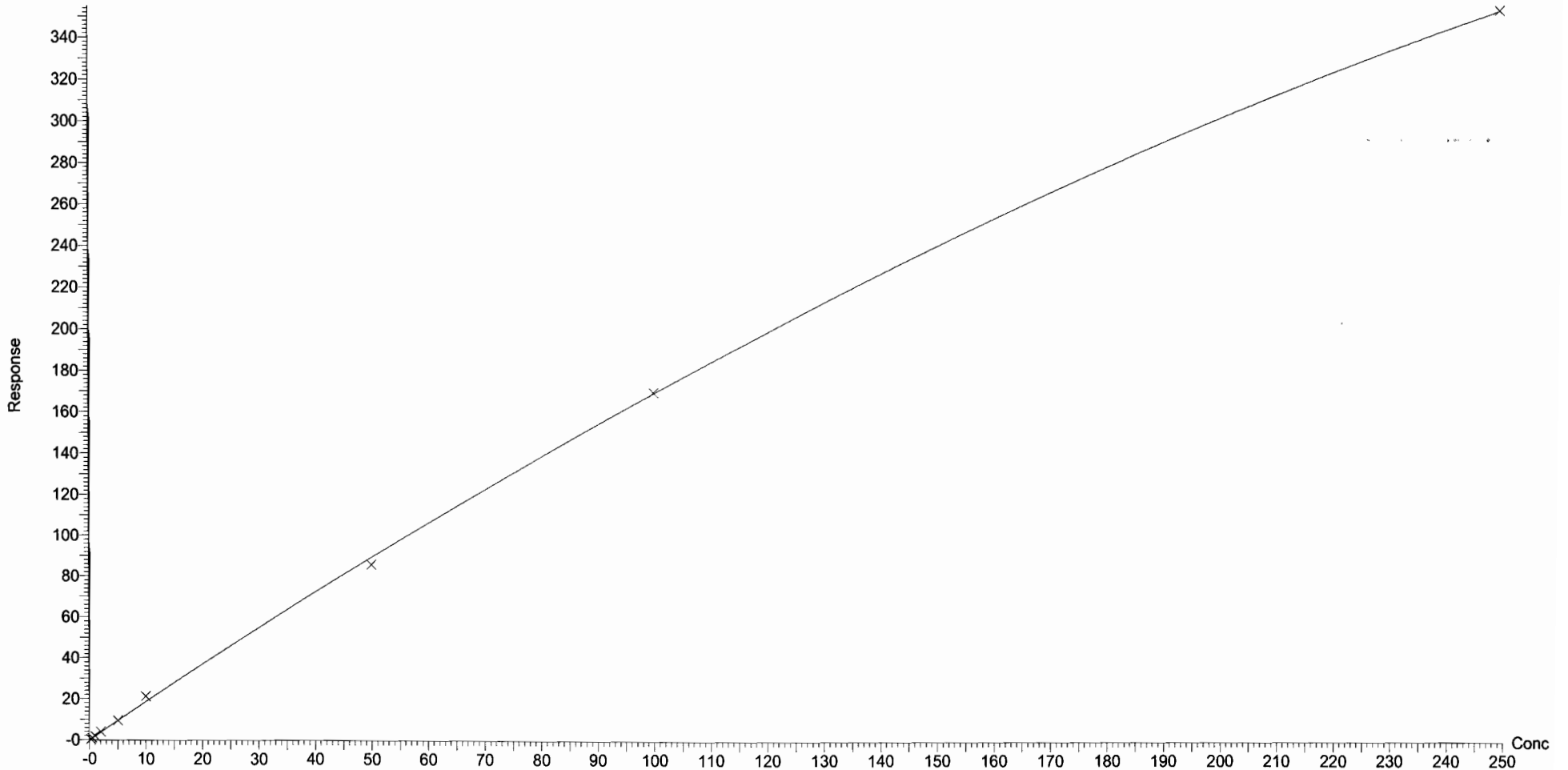


Dataset: F:\Projects\PFAS.PRO\Results\180118M1\180118M1-CRV.qld

Last Altered: Thursday, January 18, 2018 19:20:02 Pacific Standard Time

Printed: Friday, January 19, 2018 08:53:26 Pacific Standard Time

Compound name: PFDoA
Coefficient of Determination: $R^2 = 0.999037$
Calibration curve: $-0.001843 * x^2 + 1.87892 * x + -0.0241226$
Response type: Internal Std (Ref 47), Area * (IS Conc. / IS Area)
Curve type: 2nd Order, Origin: Exclude, Weighting: 1/x, Axis trans: None



Dataset: F:\Projects\PFAS.PRO\Results\180118M1\180118M1-CRV.qld

Last Altered: Friday, January 19, 2018 09:30:24 Pacific Standard Time

Printed: Friday, January 19, 2018 09:32:02 Pacific Standard Time

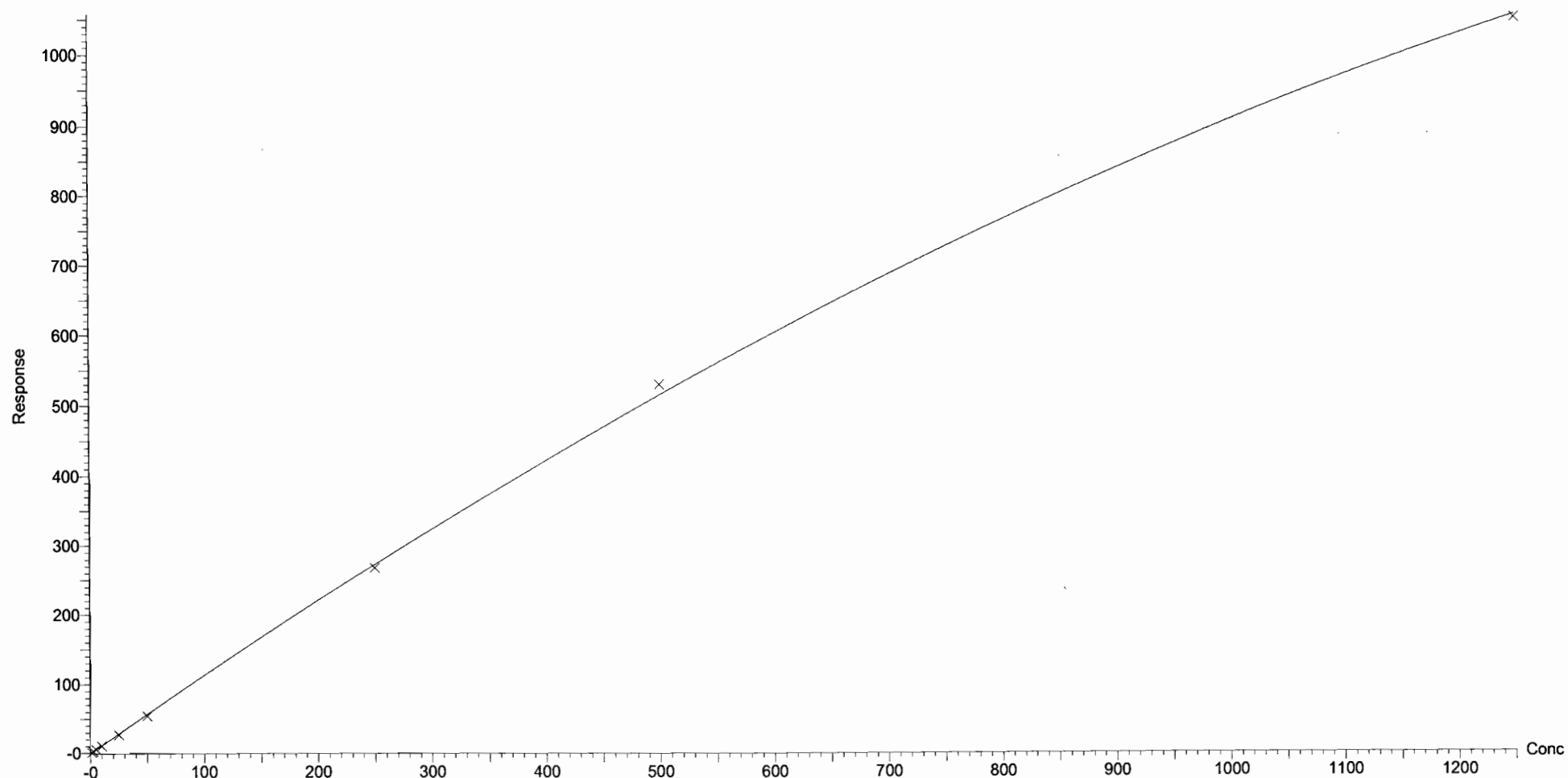
Compound name: N-MeFOSA

Coefficient of Determination: $R^2 = 0.999505$

Calibration curve: $-0.000243814 * x^2 + 1.15095 * x + -0.281066$

Response type: Internal Std (Ref 48), Area * (IS Conc. / IS Area)

Curve type: 2nd Order, Origin: Include, Weighting: 1/x, Axis trans: None



Dataset: F:\Projects\PFAS.PRO\Results\180118M1\180118M1-CRV.qld

Last Altered: Thursday, January 18, 2018 19:20:02 Pacific Standard Time

Printed: Friday, January 19, 2018 08:53:26 Pacific Standard Time

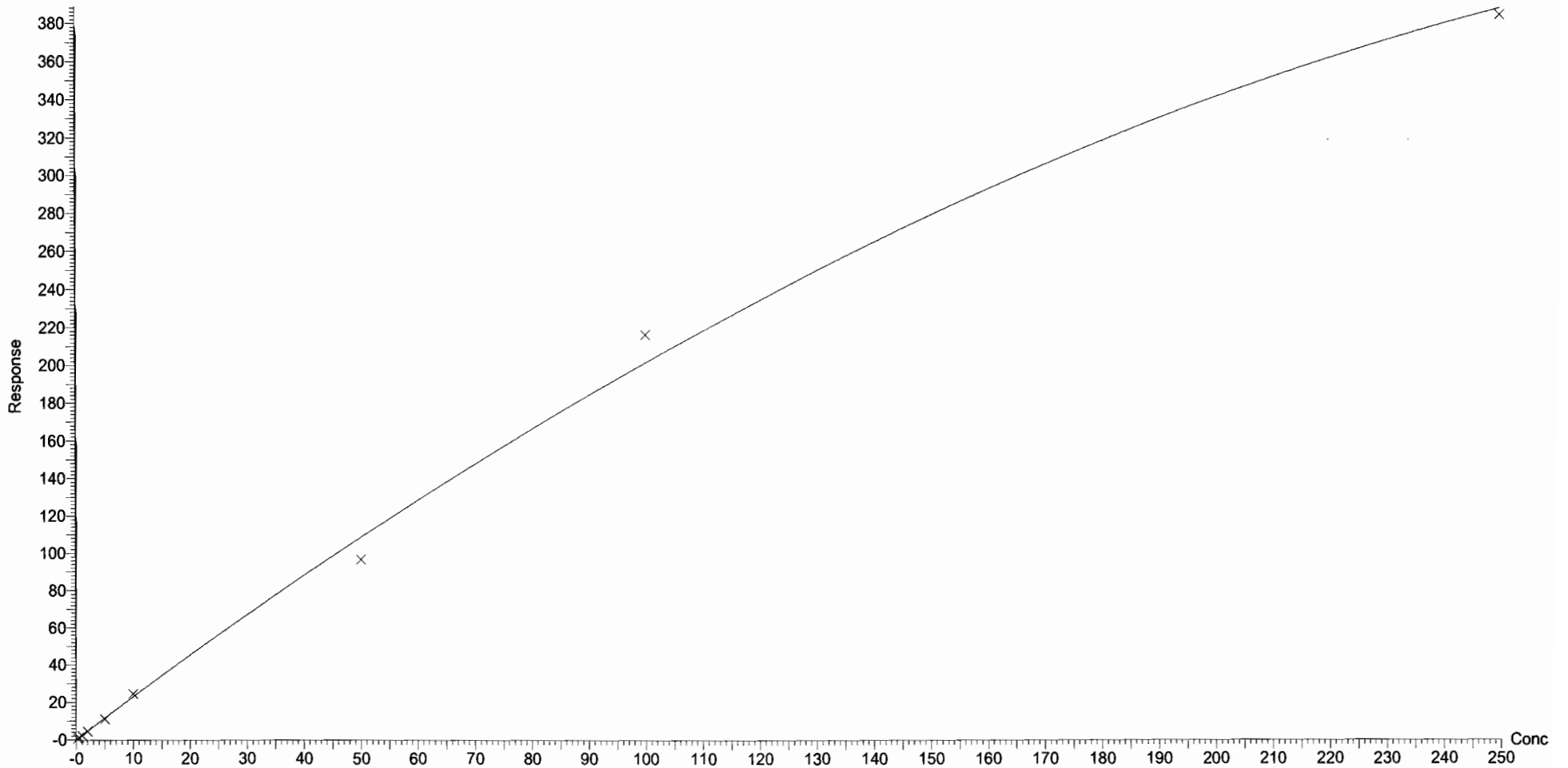
Compound name: PFTrDA

Coefficient of Determination: $R^2 = 0.995844$

Calibration curve: $-0.00306919 * x^2 + 2.32165 * x + -0.0280397$

Response type: Internal Std (Ref 47), Area * (IS Conc. / IS Area)

Curve type: 2nd Order, Origin: Exclude, Weighting: 1/x, Axis trans: None



Vista Analytical Laboratory Q1

Dataset: F:\Projects\PFAS.PRO\Results\180118M1\180118M1-CRV.qld

Last Altered: Thursday, January 18, 2018 19:20:02 Pacific Standard Time

Printed: Friday, January 19, 2018 08:53:26 Pacific Standard Time

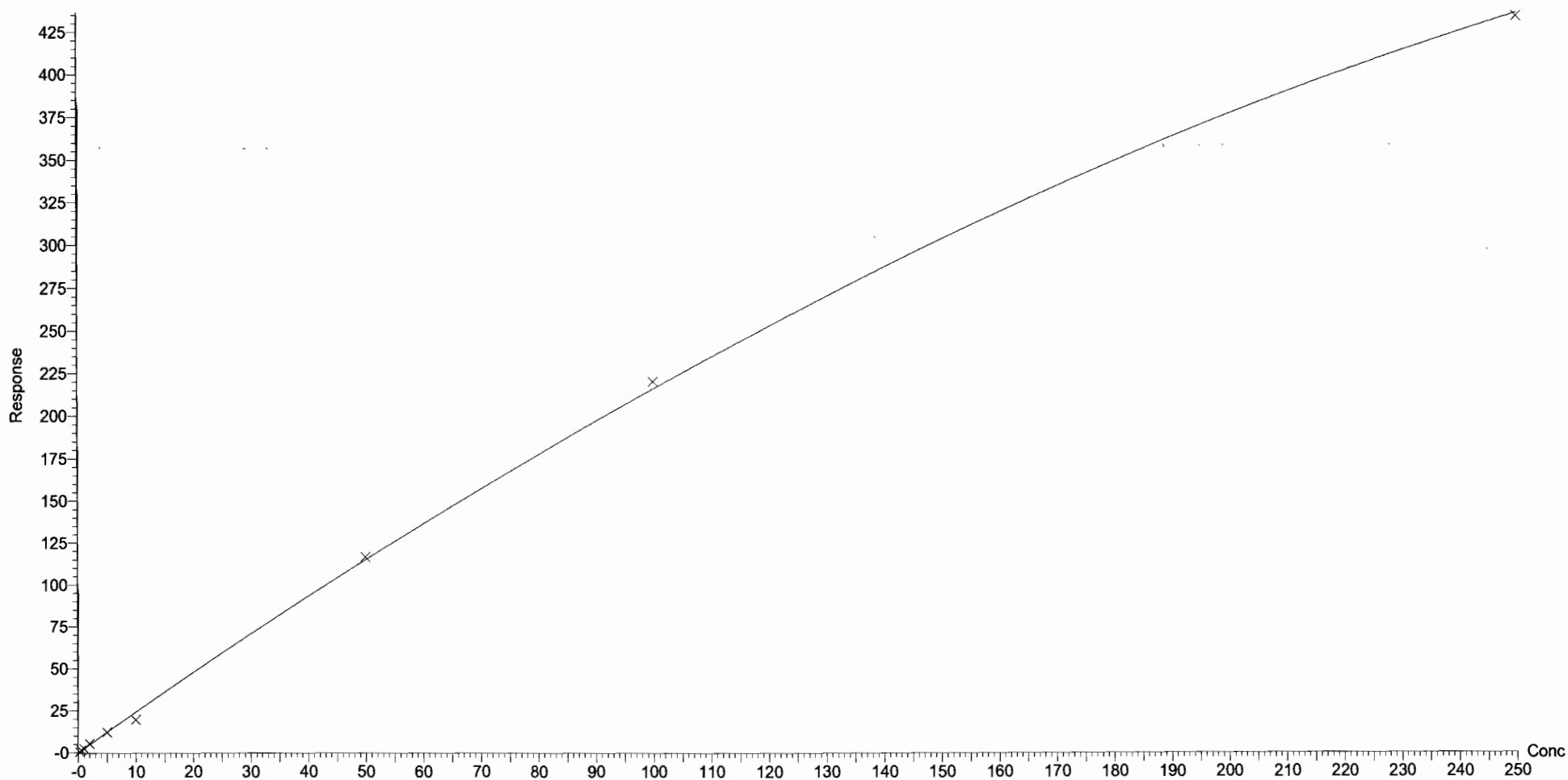
Compound name: PFTeDA

Coefficient of Determination: $R^2 = 0.998425$

Calibration curve: $-0.00275286 * x^2 + 2.43466 * x + -0.000678863$

Response type: Internal Std (Ref 49), Area * (IS Conc. / IS Area)

Curve type: 2nd Order, Origin: Exclude, Weighting: 1/x, Axis trans: None



Dataset: F:\Projects\PFAS.PRO\Results\180118M1\180118M1-CRV.qld

Last Altered: Thursday, January 18, 2018 19:20:02 Pacific Standard Time

Printed: Friday, January 19, 2018 08:53:26 Pacific Standard Time

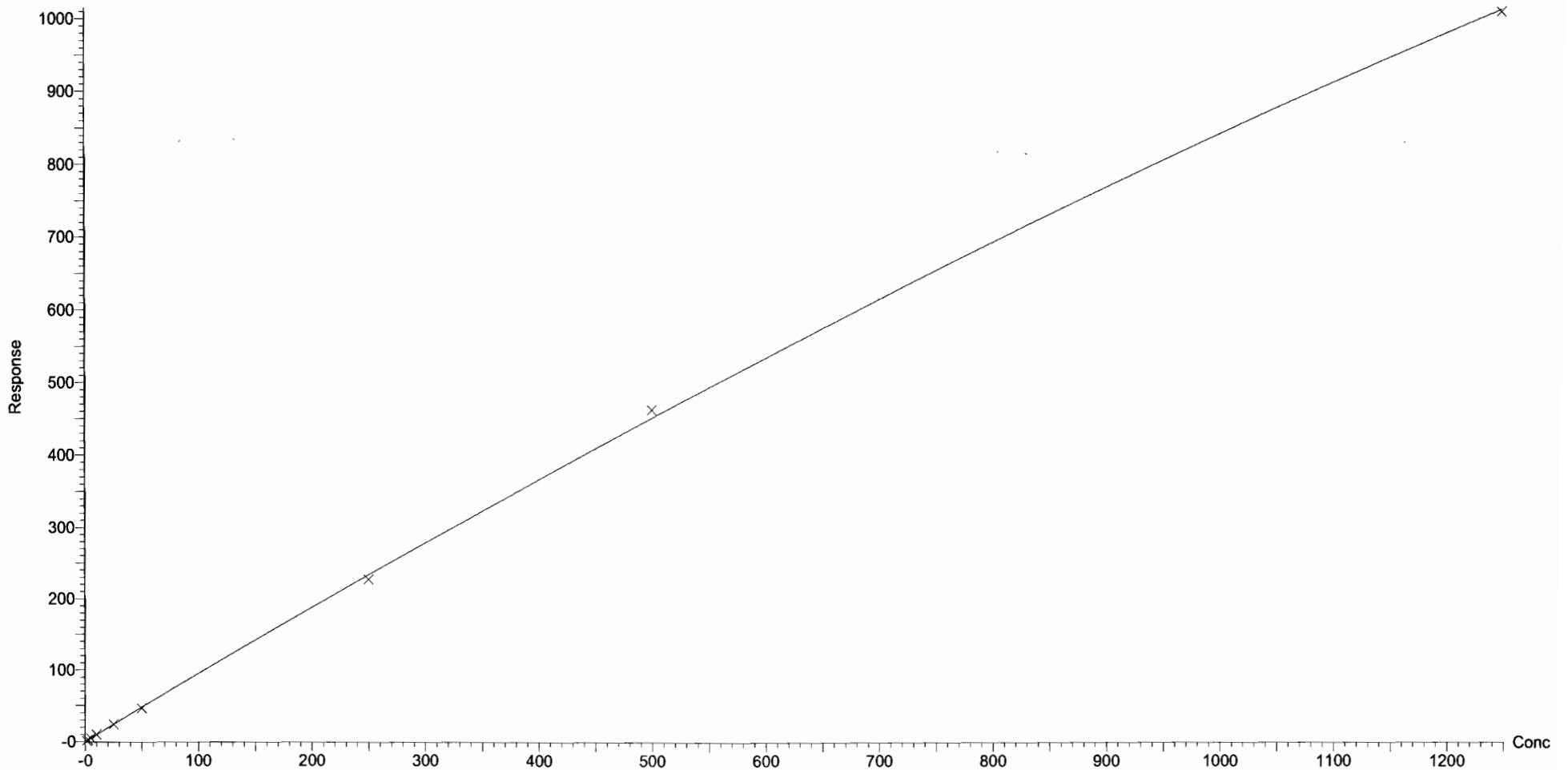
Compound name: N-EtFOSA

Coefficient of Determination: $R^2 = 0.999666$

Calibration curve: $-0.000120496 * x^2 + 0.962768 * x + -0.128086$

Response type: Internal Std (Ref 50), Area * (IS Conc. / IS Area)

Curve type: 2nd Order, Origin: Exclude, Weighting: 1/x, Axis trans: None



Dataset: F:\Projects\PFAS.PRO\Results\180118M1\180118M1-CRV.qld

Last Altered: Thursday, January 18, 2018 19:20:02 Pacific Standard Time

Printed: Friday, January 19, 2018 08:53:26 Pacific Standard Time

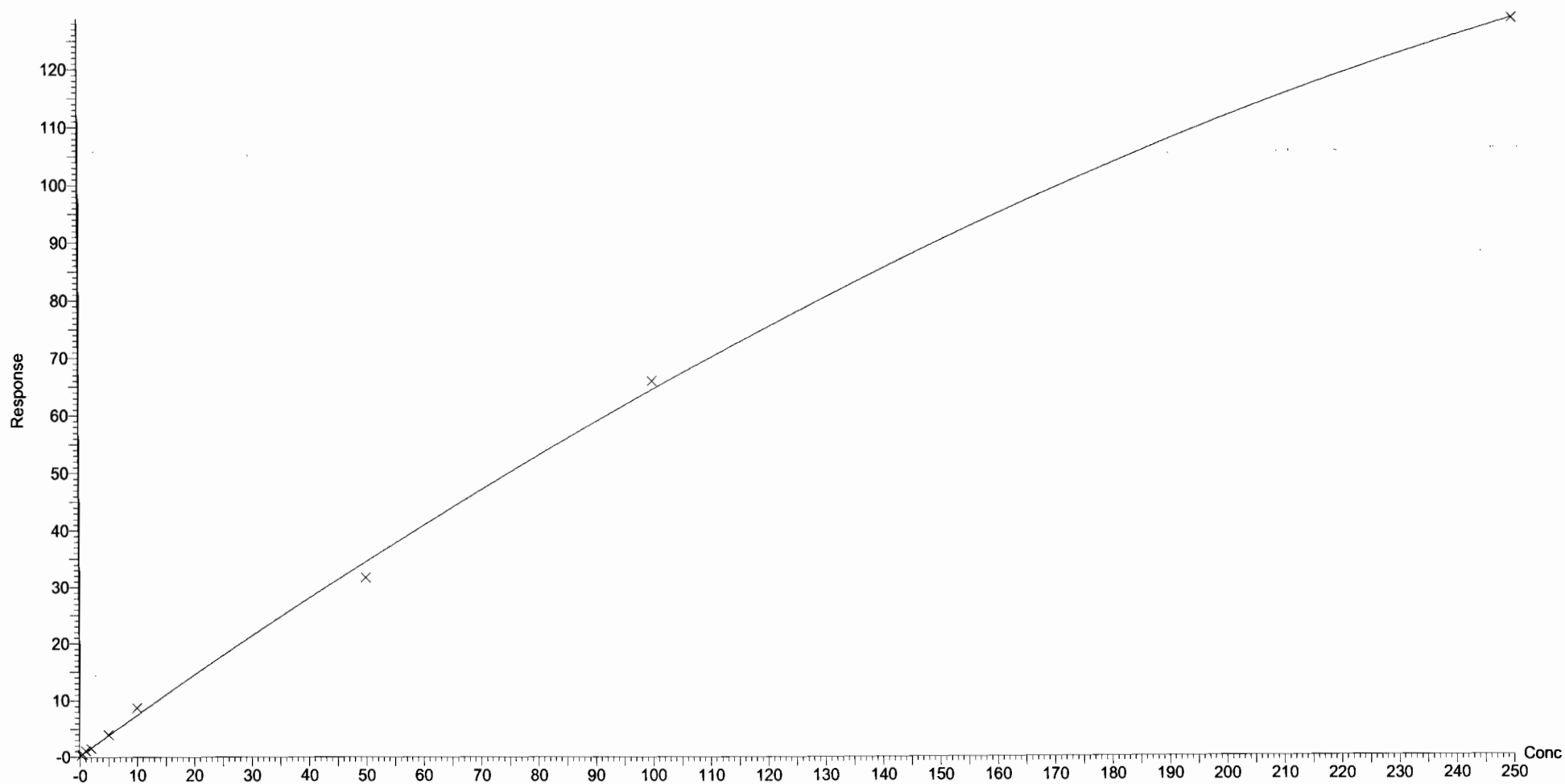
Compound name: PFHxDA

Coefficient of Determination: $R^2 = 0.997076$

Calibration curve: $-0.000851985 * x^2 + 0.727571 * x + 0.155465$

Response type: Internal Std (Ref 51), Area * (IS Conc. / IS Area)

Curve type: 2nd Order, Origin: Exclude, Weighting: 1/x, Axis trans: None



Dataset: F:\Projects\PFAS.PRO\Results\180118M1\180118M1-CRV.qld

Last Altered: Thursday, January 18, 2018 19:20:02 Pacific Standard Time

Printed: Friday, January 19, 2018 08:53:26 Pacific Standard Time

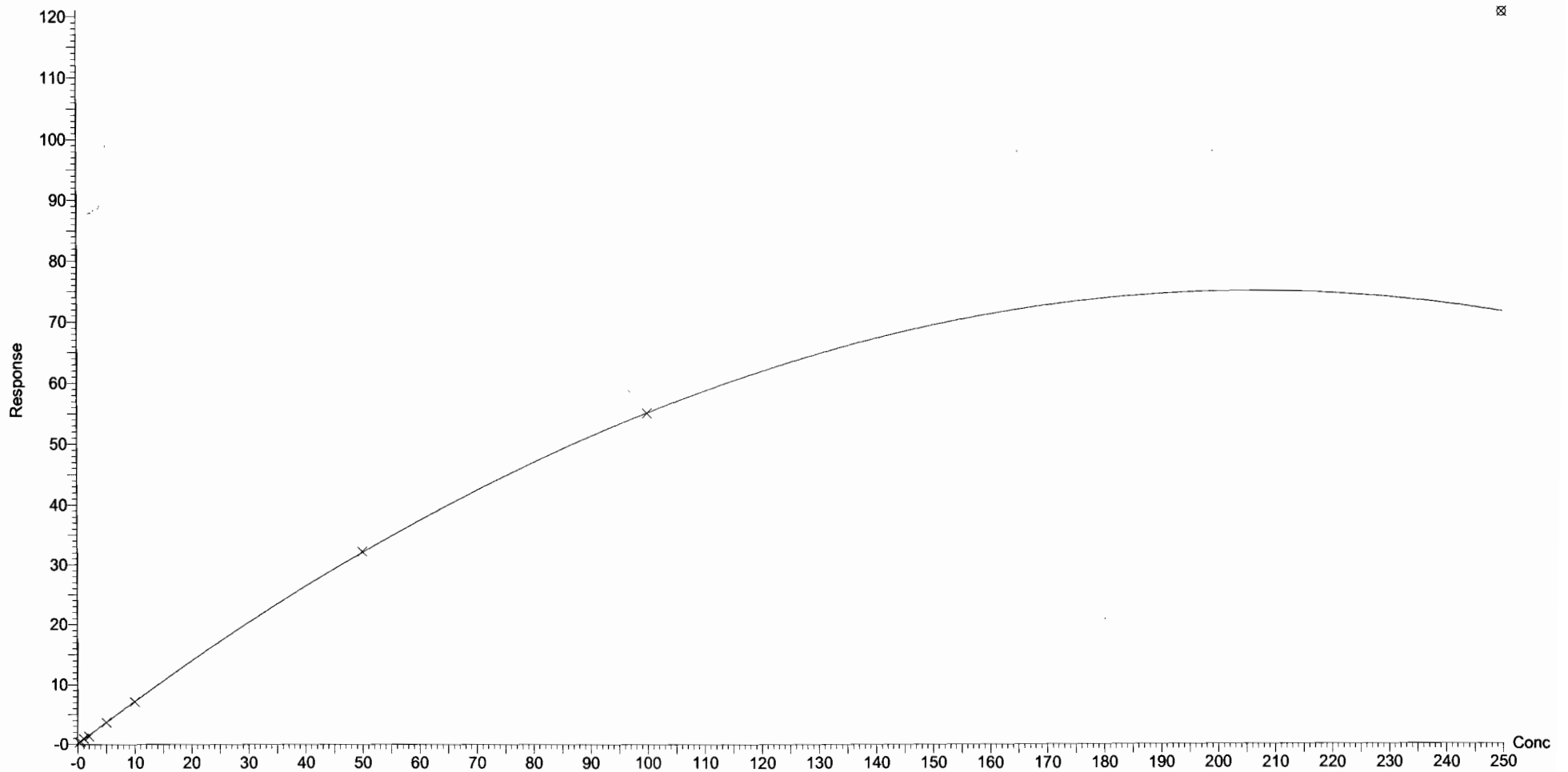
Compound name: PFODA

Coefficient of Determination: $R^2 = 0.998863$

Calibration curve: $-0.00176379 * x^2 + 0.727145 * x + 0.0519948$

Response type: Internal Std (Ref 51), Area * (IS Conc. / IS Area)

Curve type: 2nd Order, Origin: Include, Weighting: 1/x, Axis trans: None



Dataset: F:\Projects\PFAS.PRO\Results\180118M1\180118M1-CRV.qld

Last Altered: Thursday, January 18, 2018 19:20:02 Pacific Standard Time

Printed: Friday, January 19, 2018 08:53:26 Pacific Standard Time

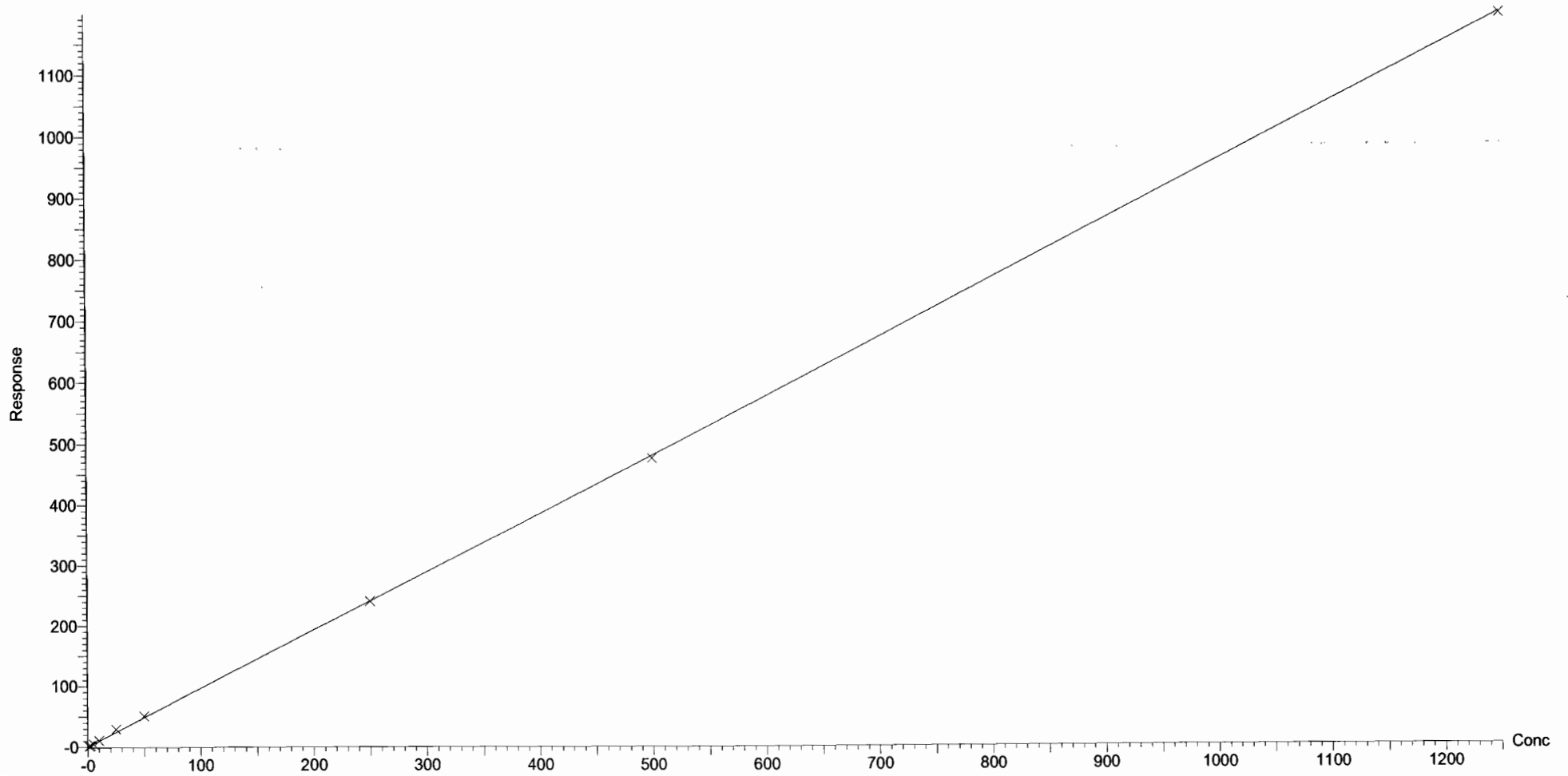
Compound name: N-MeFOSE

Correlation coefficient: $r = 0.999655$, $r^2 = 0.999310$

Calibration curve: $0.958394 * x + 0.409465$

Response type: Internal Std (Ref 52), Area * (IS Conc. / IS Area)

Curve type: Linear, Origin: Exclude, Weighting: 1/x, Axis trans: None



Dataset: F:\Projects\PFAS.PRO\Results\180118M1\180118M1-CRV.qld

Last Altered: Thursday, January 18, 2018 19:20:02 Pacific Standard Time

Printed: Friday, January 19, 2018 08:53:26 Pacific Standard Time

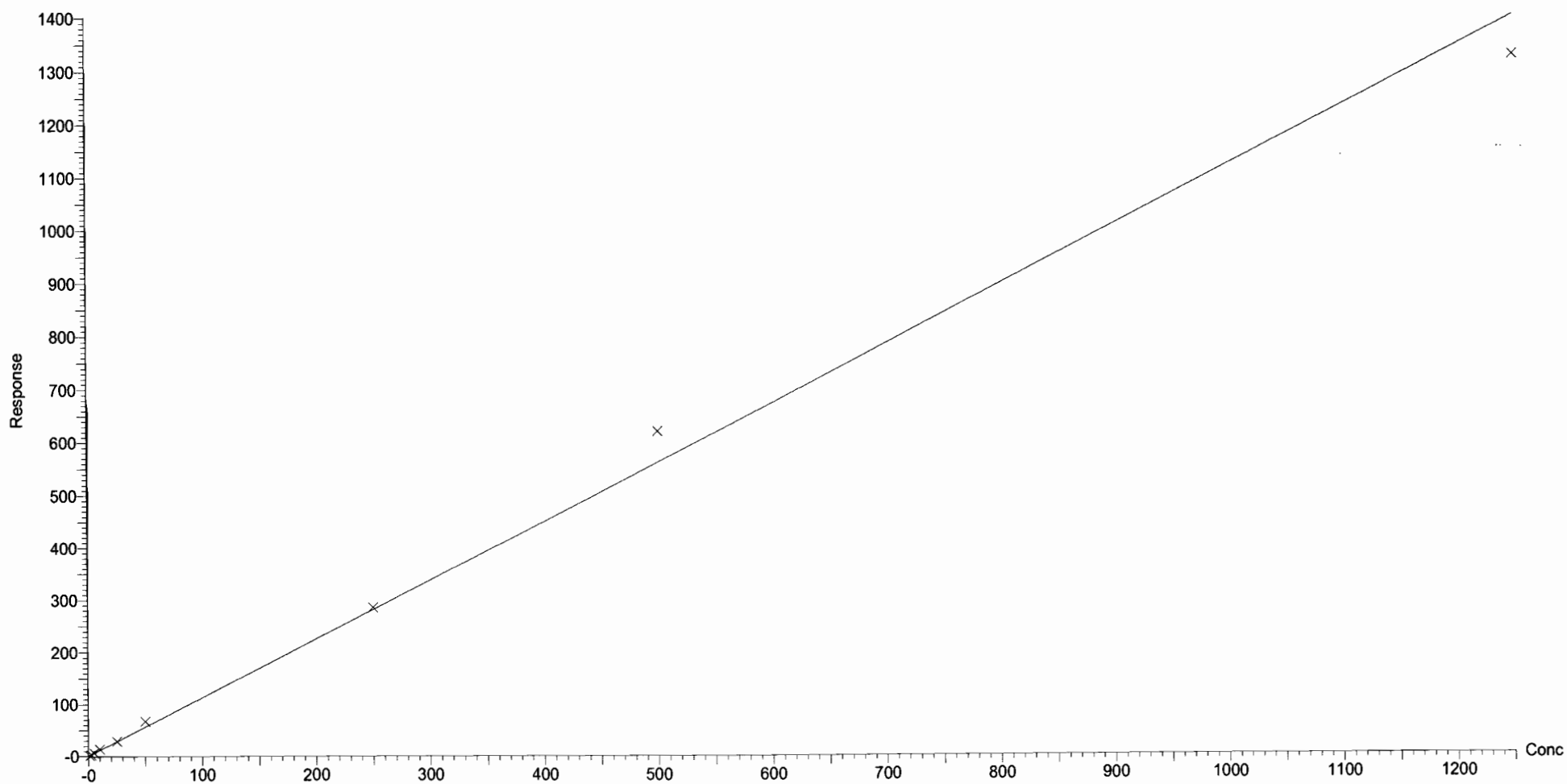
Compound name: N-EtFOSE

Correlation coefficient: $r = 0.997200$, $r^2 = 0.994407$

Calibration curve: $1.12061 * x + 0.46359$

Response type: Internal Std (Ref 53), Area * (IS Conc. / IS Area)

Curve type: Linear, Origin: Exclude, Weighting: 1/x, Axis trans: None

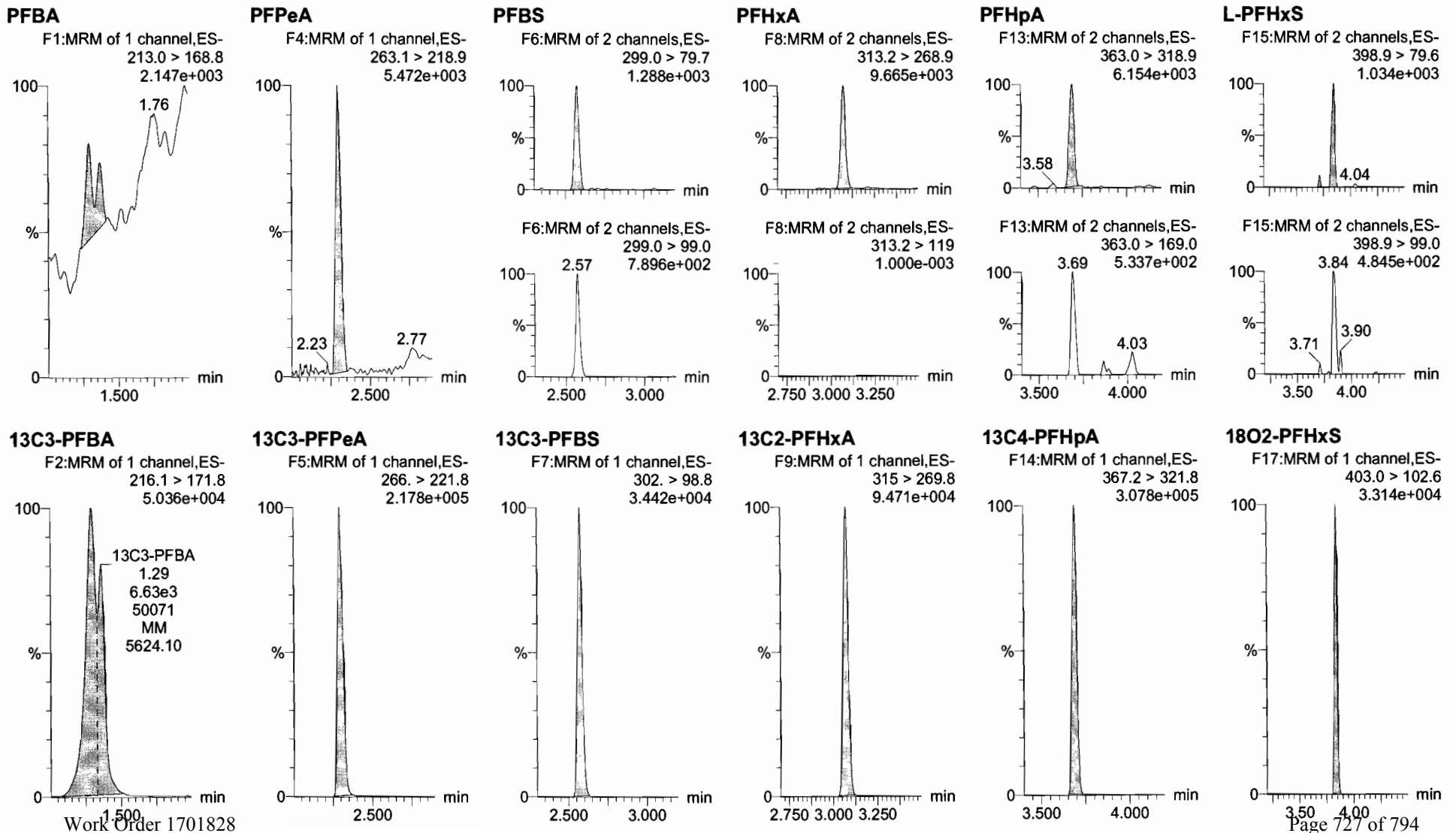


Dataset: F:\Projects\PFAS.PRO\Results\180118M1\180118M1-CRV.qld

Last Altered: Thursday, January 18, 2018 19:20:02 Pacific Standard Time
Printed: Friday, January 19, 2018 08:46:00 Pacific Standard Time

Method: F:\Projects\PFAS.PRO\MethDB\PFAS_FULL_80C_011618.mdb 17 Jan 2018 13:31:53
Calibration: F:\Projects\PFAS.PRO\CurveDB\1-18-TEST.cdb 18 Jan 2018 19:20:02

Name: 180118M1_2, Date: 18-Jan-2018, Time: 15:36:48, ID: ST180118M1-1 PFC CS-2 18A0806, Description: PFC CS-2 18A0806

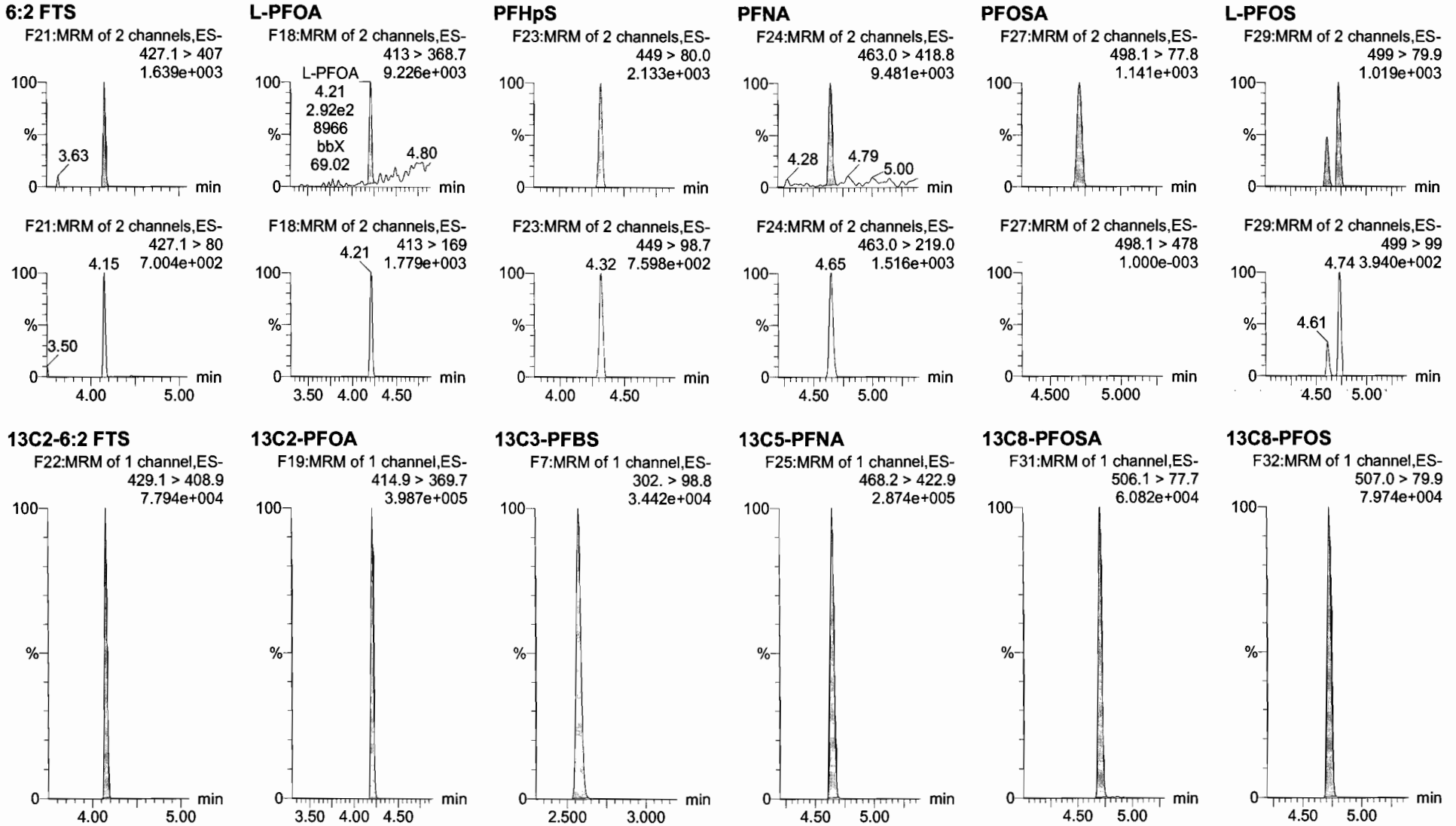


Dataset: F:\Projects\PFAS.PRO\Results\180118M1\180118M1-CRV.qld

Last Altered: Thursday, January 18, 2018 19:20:02 Pacific Standard Time

Printed: Friday, January 19, 2018 08:46:00 Pacific Standard Time

Name: 180118M1_2, Date: 18-Jan-2018, Time: 15:36:48, ID: ST180118M1-1 PFC CS-2 18A0806, Description: PFC CS-2 18A0806



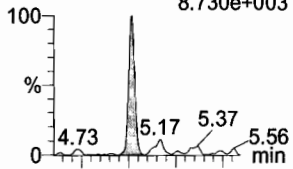
Dataset: F:\Projects\PFAS.PRO\Results\180118M1\180118M1-CRV.qld

Last Altered: Thursday, January 18, 2018 19:20:02 Pacific Standard Time
Printed: Friday, January 19, 2018 08:46:00 Pacific Standard Time

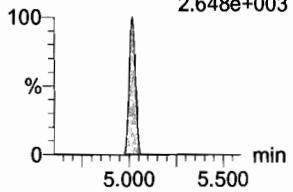
Name: 180118M1_2, Date: 18-Jan-2018, Time: 15:36:48, ID: ST180118M1-1 PFC CS-2 18A0806, Description: PFC CS-2 18A0806

PFDA

F34:MRM of 2 channels,ES-
513 > 468.8
8.730e+003

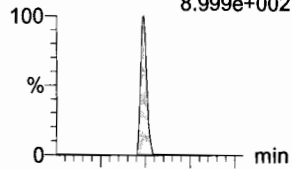


F34:MRM of 2 channels,ES-
513 > 219
2.648e+003

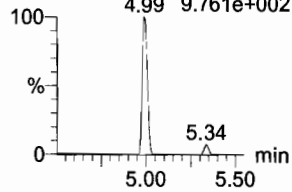


8:2 FTS

F39:MRM of 2 channels,ES-
527 > 506.9
8.999e+002

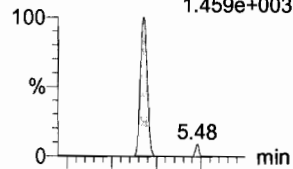


F39:MRM of 2 channels,ES-
527 > 80
9.761e+002

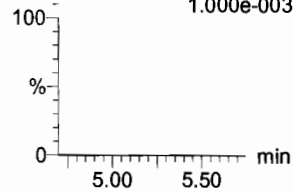


N-MeFOSAA

F44:MRM of 2 channels,ES-
570.1 > 419
1.459e+003

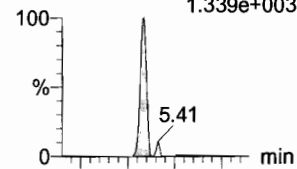


F44:MRM of 2 channels,ES-
570.1 > 483.0
1.000e-003

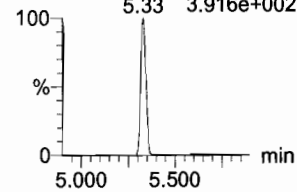


N-EtFOSAA

F47:MRM of 2 channels,ES-
584.2 > 419
1.339e+003

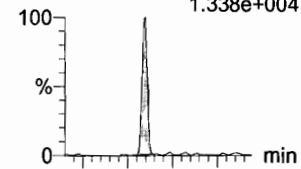


F47:MRM of 2 channels,ES-
584.2 > 483.0
3.916e+002

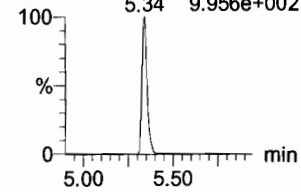


PFUdA

F42:MRM of 2 channels,ES-
563.0 > 518.9
1.338e+004




F42:MRM of 2 channels,ES-
563.0 > 269
9.956e+002

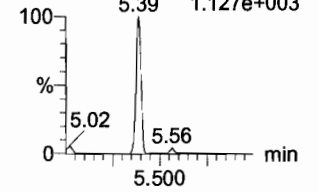


PFDS

F49:MRM of 2 channels,ES-
598.8 > 80
2.391e+003

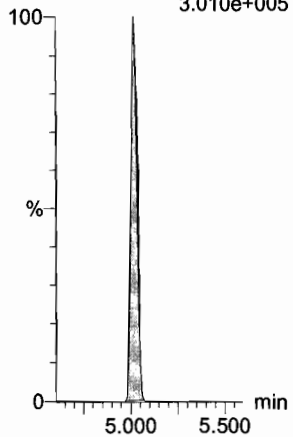


F49:MRM of 2 channels,ES-
598.8 > 98.7
1.127e+003



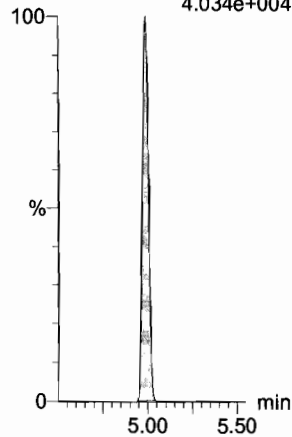
13C2-PFDA

F35:MRM of 1 channel,ES-
515.1 > 469.9
3.010e+005



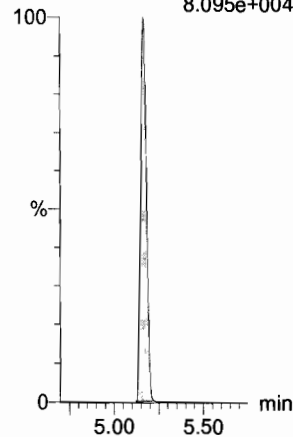
13C2-8:2 FTS

F40:MRM of 1 channel,ES-
529.1 > 508.7
4.034e+004



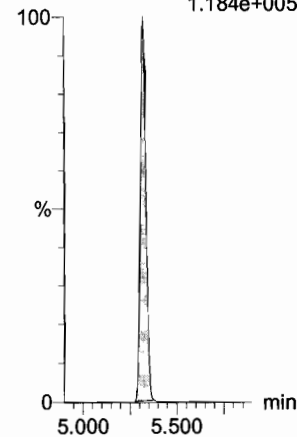
d3-N-MeFOSAA

F46:MRM of 1 channel,ES-
573.3 > 419
8.095e+004



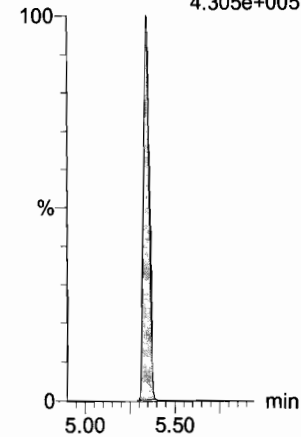
d5-N-EtFOSAA

F48:MRM of 1 channel,ES-
589.3 > 419
1.184e+005



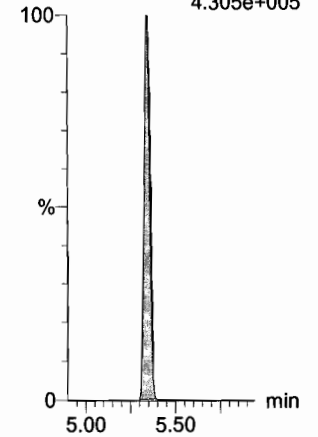
13C2-PFUdA

F43:MRM of 1 channel,ES-
565 > 519.8
4.305e+005



13C2-PFUDa

F43:MRM of 1 channel,ES-
565 > 519.8
4.305e+005

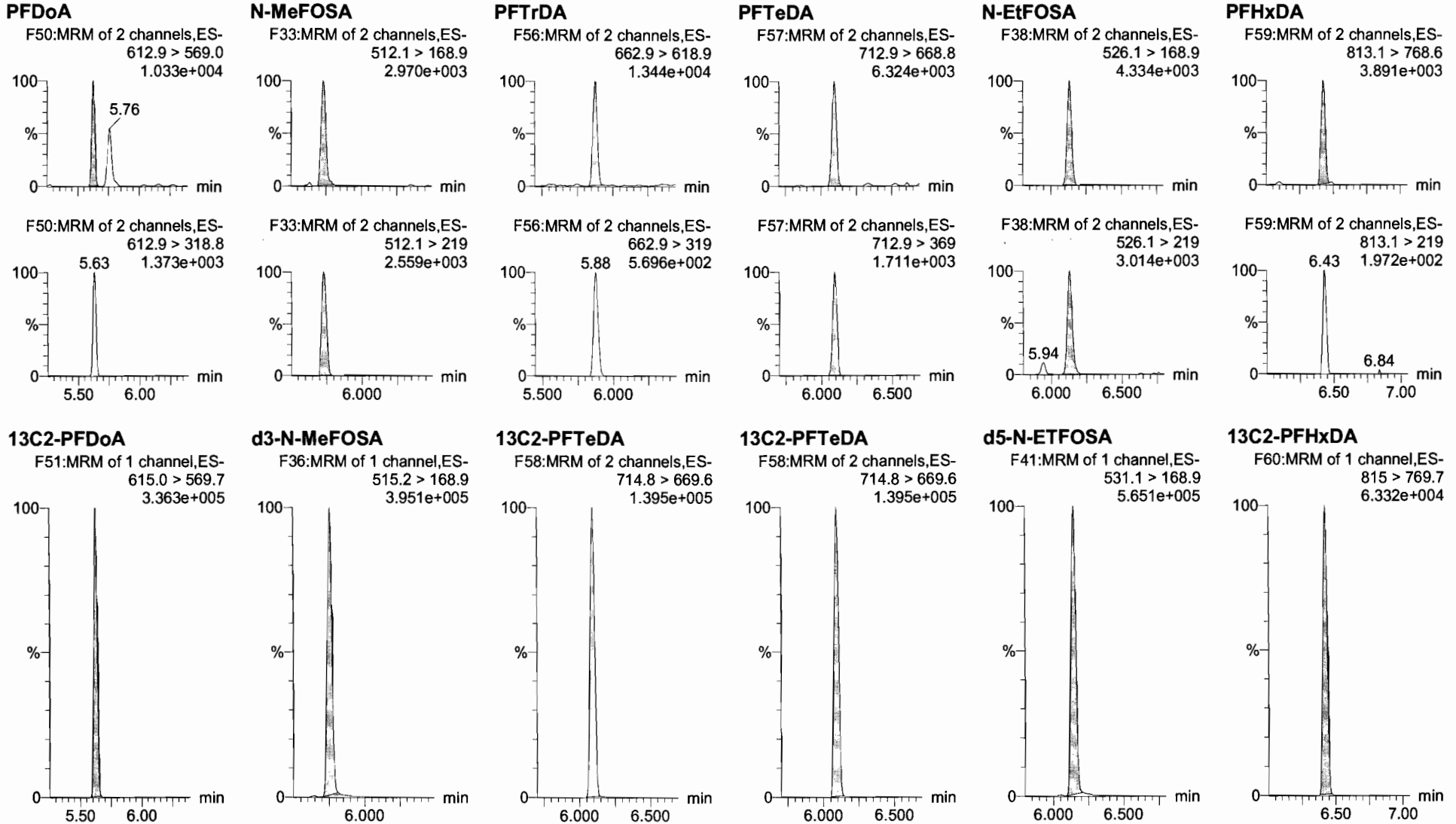


Dataset: F:\Projects\PFAS.PRO\Results\180118M1\180118M1-CRV.qld

Last Altered: Thursday, January 18, 2018 19:20:02 Pacific Standard Time

Printed: Friday, January 19, 2018 08:46:00 Pacific Standard Time

Name: 180118M1_2, Date: 18-Jan-2018, Time: 15:36:48, ID: ST180118M1-1 PFC CS-2 18A0806, Description: PFC CS-2 18A0806

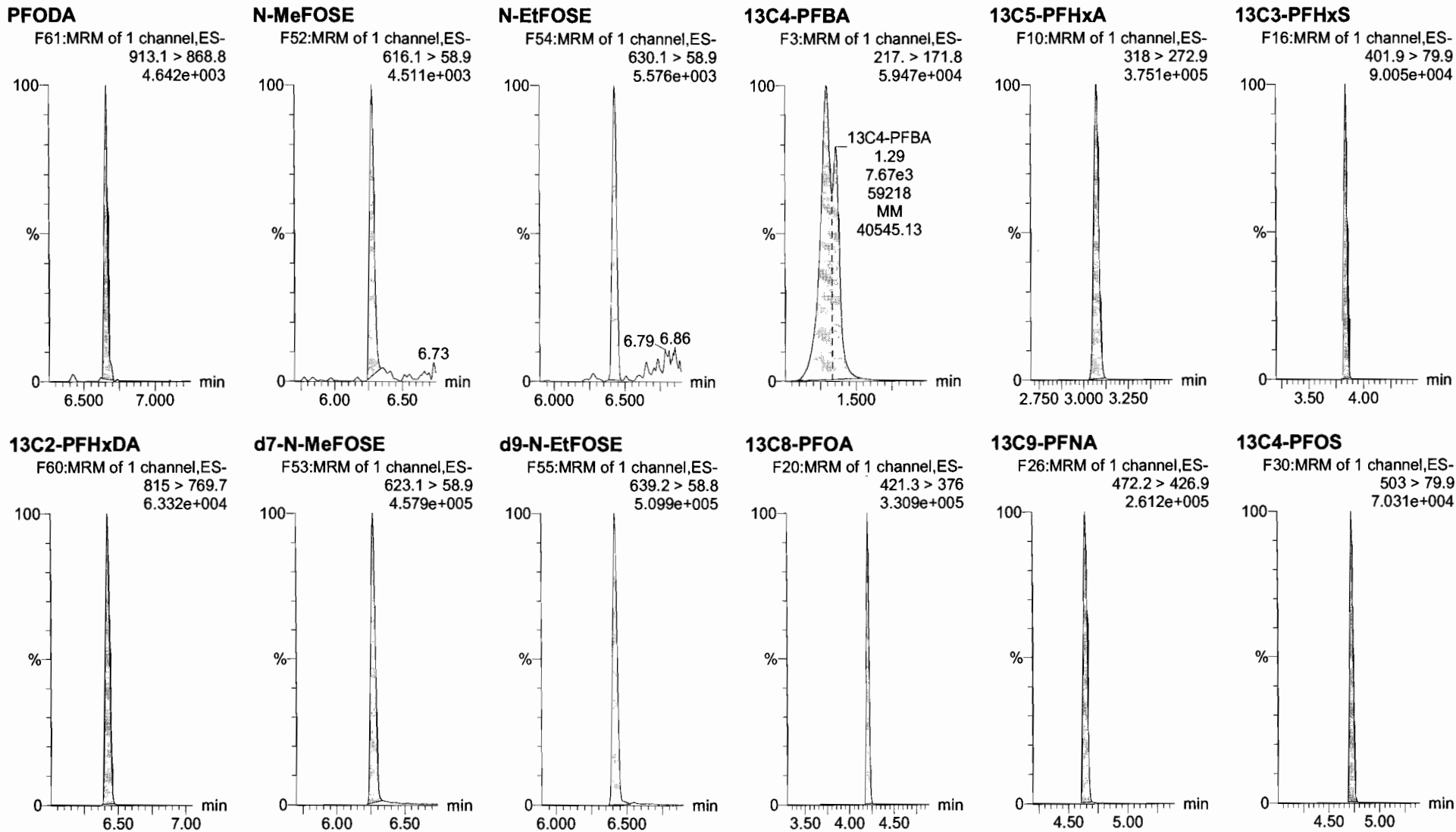


Dataset: F:\Projects\PFAS.PRO\Results\180118M1\180118M1-CRV.qld

Last Altered: Thursday, January 18, 2018 19:20:02 Pacific Standard Time

Printed: Friday, January 19, 2018 08:46:00 Pacific Standard Time

Name: 180118M1_2, Date: 18-Jan-2018, Time: 15:36:48, ID: ST180118M1-1 PFC CS-2 18A0806, Description: PFC CS-2 18A0806



Dataset: F:\Projects\PFAS.PRO\Results\180118M1\180118M1-CRV.qld


Last Altered: Thursday, January 18, 2018 19:20:02 Pacific Standard Time

Printed: Friday, January 19, 2018 08:46:00 Pacific Standard Time

Name: 180118M1_2, Date: 18-Jan-2018, Time: 15:36:48, ID: ST180118M1-1 PFC CS-2 18A0806, Description: PFC CS-2 18A0806

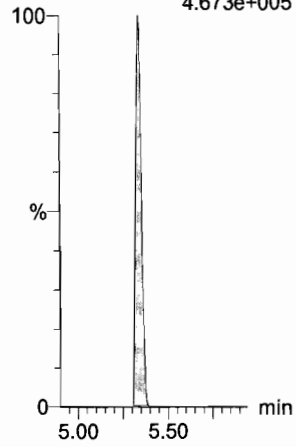
13C6-PFDA

F37:MRM of 1 channel,ES-
519.1 > 473.7
1.873e+005



13C7-PFUDa

F45:MRM of 1 channel,ES-
570.1 > 524.8
4.673e+005

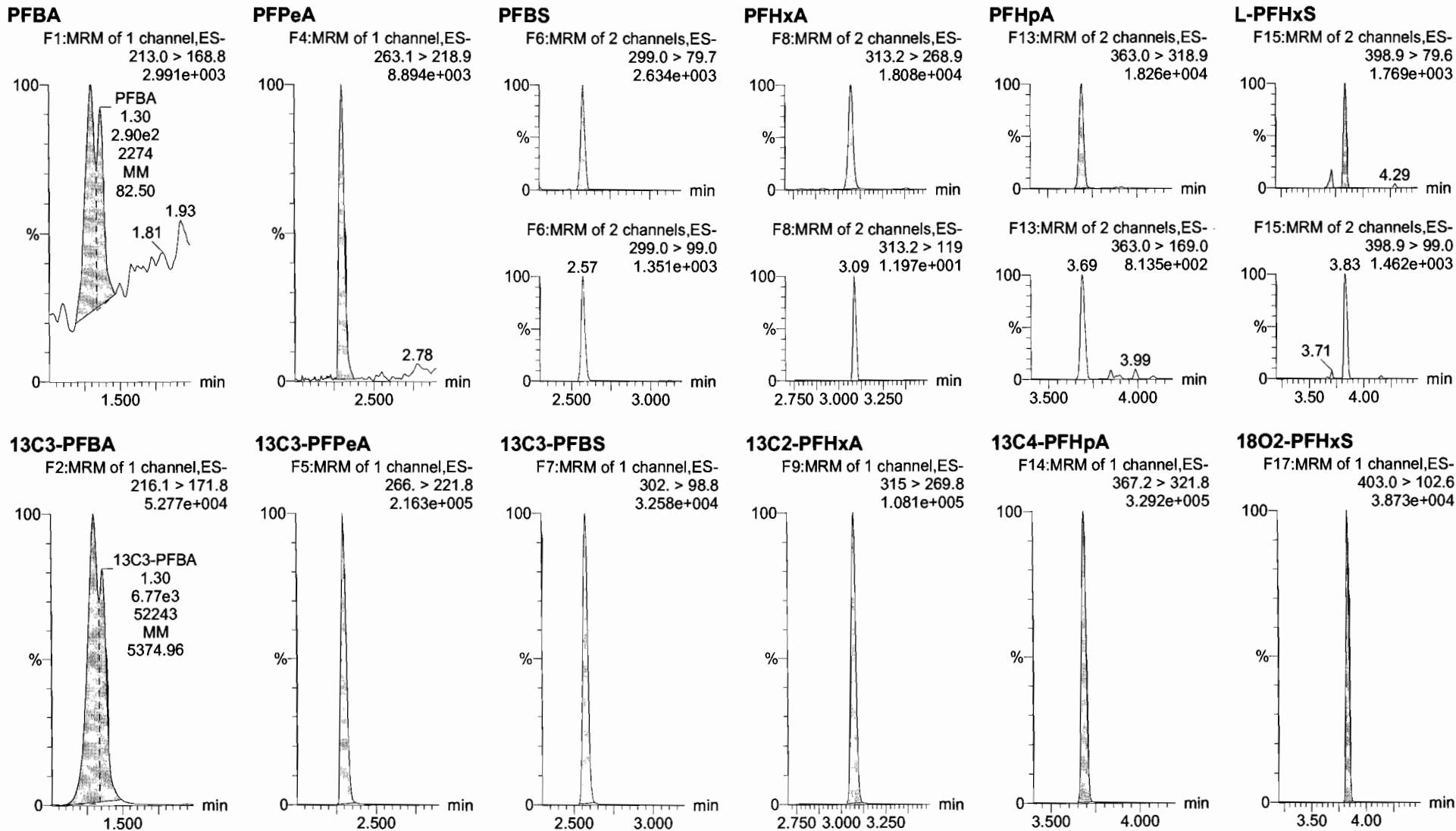


Dataset: F:\Projects\PFAS.PRO\Results\180118M1\180118M1-CRV.qld

Last Altered: Thursday, January 18, 2018 19:20:02 Pacific Standard Time

Printed: Friday, January 19, 2018 08:46:00 Pacific Standard Time

Name: 180118M1_3, Date: 18-Jan-2018, Time: 15:48:15, ID: ST180118M1-2 PFC CS-1 18A0807, Description: PFC CS-1 18A0807



Dataset: F:\Projects\PFAS.PRO\Results\180118M1\180118M1-CRV.qld

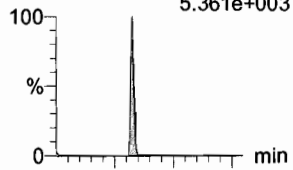
Last Altered: Thursday, January 18, 2018 19:20:02 Pacific Standard Time

Printed: Friday, January 19, 2018 08:46:00 Pacific Standard Time

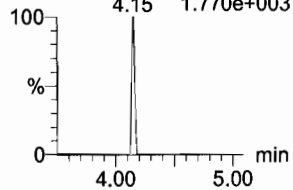
Name: 180118M1_3, Date: 18-Jan-2018, Time: 15:48:15, ID: ST180118M1-2 PFC CS-1 18A0807, Description: PFC CS-1 18A0807

6:2 FTS

F21:MRM of 2 channels,ES-
427.1 > 407
5.361e+003

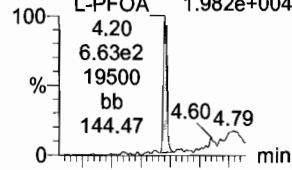


F21:MRM of 2 channels,ES-
427.1 > 80
1.770e+003




L-PFOA

F18:MRM of 2 channels,ES-
413 > 368.7
1.982e+004

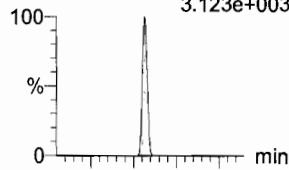


F18:MRM of 2 channels,ES-
413 > 169
5.080e+003

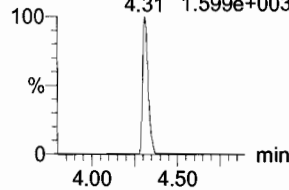


PFHpS

F23:MRM of 2 channels,ES-
449 > 80.0
3.123e+003

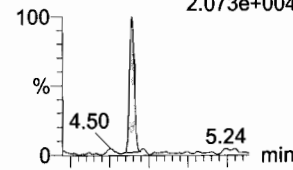


F23:MRM of 2 channels,ES-
449 > 98.7
1.599e+003

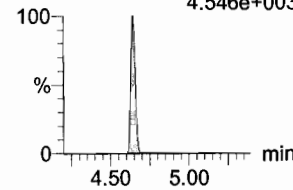


PFNA

F24:MRM of 2 channels,ES-
463.0 > 418.8
2.073e+004

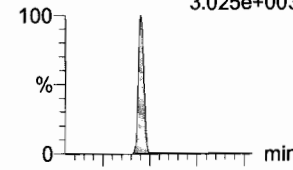


F24:MRM of 2 channels,ES-
463.0 > 219.0
4.546e+003

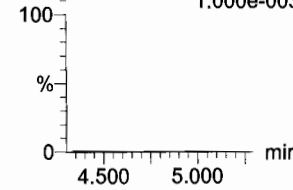


PFOSA

F27:MRM of 2 channels,ES-
498.1 > 77.8
3.025e+003

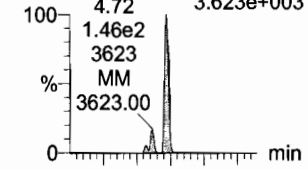


F27:MRM of 2 channels,ES-
498.1 > 478
1.000e-003

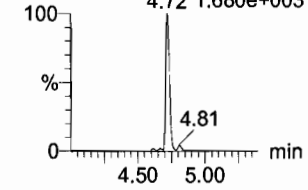


L-PFOS

F29:MRM of 2 channels,ES-
L-PFOS 499 > 79.9
3.623e+003
4.72
1.46e2
3623
MM
3623.00

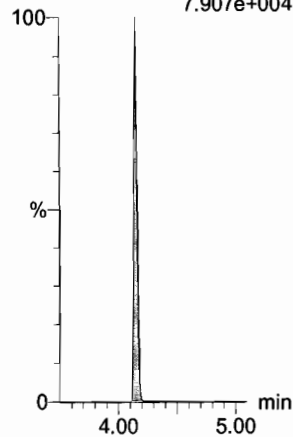


F29:MRM of 2 channels,ES-
499 > 99
1.680e+003
4.72



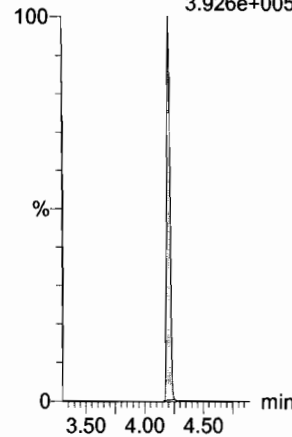
13C2-6:2 FTS

F22:MRM of 1 channel,ES-
429.1 > 408.9
7.907e+004



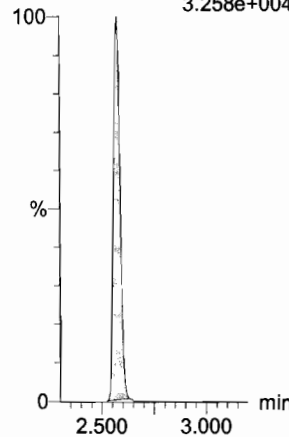
13C2-PFOA

F19:MRM of 1 channel,ES-
414.9 > 369.7
3.926e+005



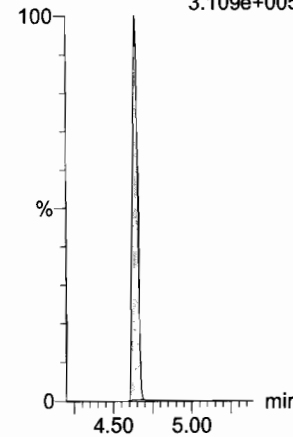
13C3-PFBS

F7:MRM of 1 channel,ES-
302. > 98.8
3.258e+004



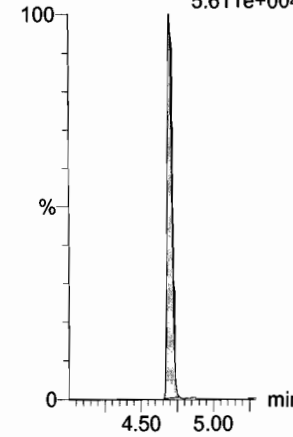
13C5-PFNA

F25:MRM of 1 channel,ES-
468.2 > 422.9
3.109e+005



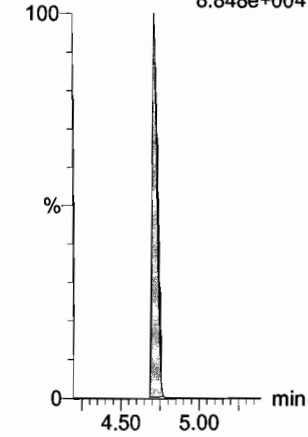
13C8-PFOA

F31:MRM of 1 channel,ES-
506.1 > 77.7
5.611e+004



13C8-PFOS

F32:MRM of 1 channel,ES-
507.0 > 79.9
8.848e+004

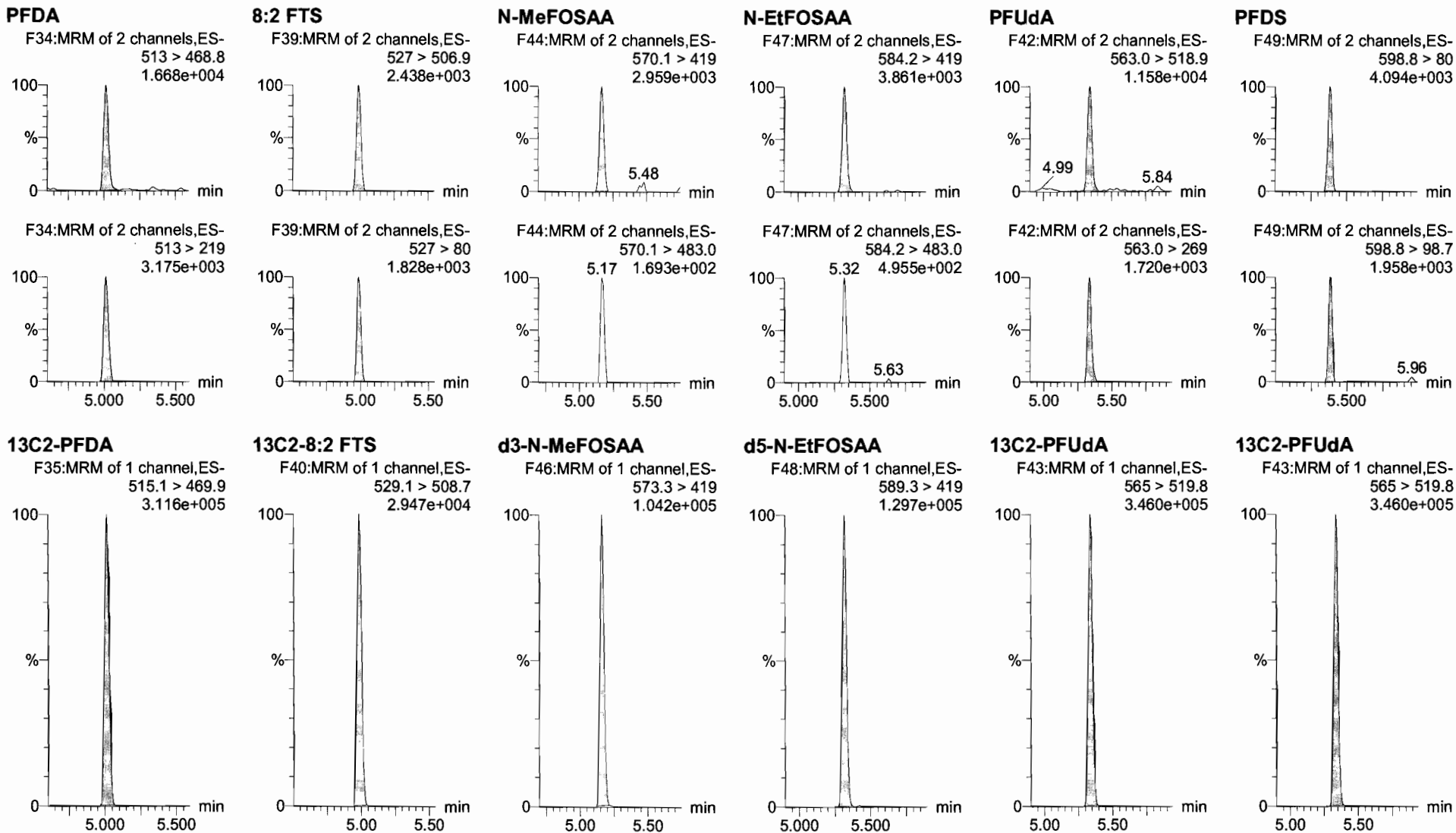


Dataset: F:\Projects\PFAS.PRO\Results\180118M1\180118M1-CRV.qld

Last Altered: Thursday, January 18, 2018 19:20:02 Pacific Standard Time

Printed: Friday, January 19, 2018 08:46:00 Pacific Standard Time

Name: 180118M1_3, Date: 18-Jan-2018, Time: 15:48:15, ID: ST180118M1-2 PFC CS-1 18A0807, Description: PFC CS-1 18A0807



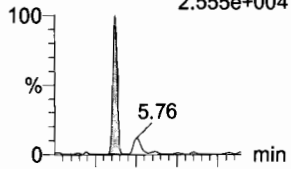
Dataset: F:\Projects\PFAS.PRO\Results\180118M1\180118M1-CRV.qld

Last Altered: Thursday, January 18, 2018 19:20:02 Pacific Standard Time
Printed: Friday, January 19, 2018 08:46:00 Pacific Standard Time

Name: 180118M1_3, Date: 18-Jan-2018, Time: 15:48:15, ID: ST180118M1-2 PFC CS-1 18A0807, Description: PFC CS-1 18A0807

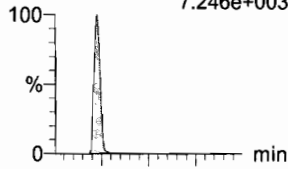
PFDoA

F50:MRM of 2 channels,ES-
612.9 > 569.0
2.555e+004



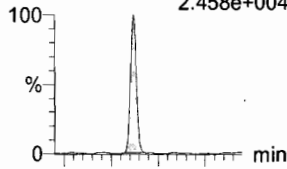
N-MeFOSA

F33:MRM of 2 channels,ES-
512.1 > 168.9
7.246e+003



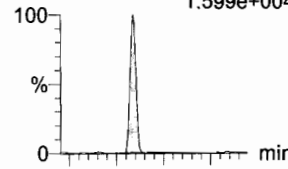
PFTrDA

F56:MRM of 2 channels,ES-
662.9 > 618.9
2.458e+004



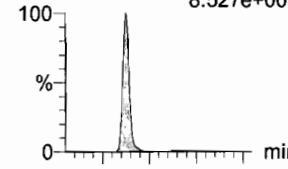
PFTeDA

F57:MRM of 2 channels,ES-
712.9 > 668.8
1.599e+004



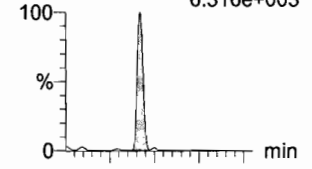
N-EtFOSA

F38:MRM of 2 channels,ES-
526.1 > 168.9
8.527e+003

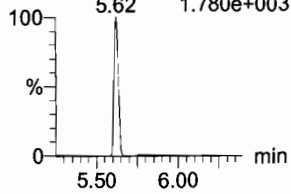


PFHxDA

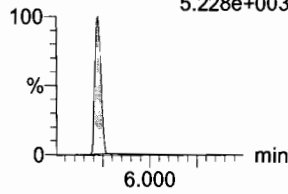
F59:MRM of 2 channels,ES-
813.1 > 768.6
6.316e+003



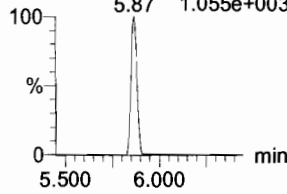
F50:MRM of 2 channels,ES-
612.9 > 318.8
1.780e+003



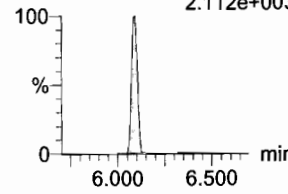
F33:MRM of 2 channels,ES-
512.1 > 219
5.228e+003



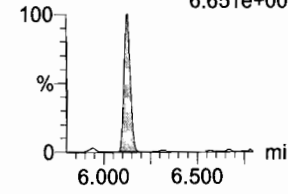
F56:MRM of 2 channels,ES-
662.9 > 319
1.055e+003



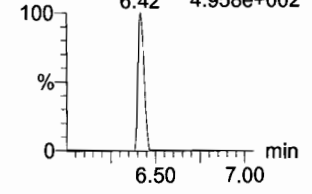
F57:MRM of 2 channels,ES-
712.9 > 369
2.112e+003



F38:MRM of 2 channels,ES-
526.1 > 219
6.651e+003

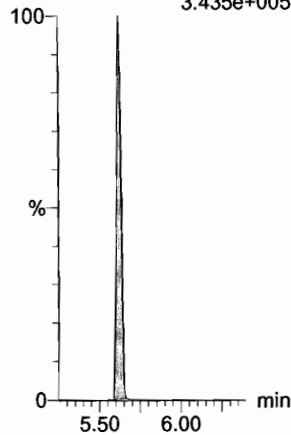


F59:MRM of 2 channels,ES-
813.1 > 219
4.958e+002



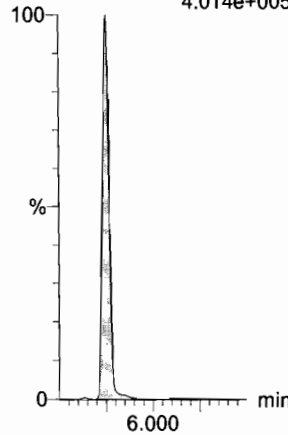
13C2-PFDoA

F51:MRM of 1 channel,ES-
615.0 > 569.7
3.435e+005



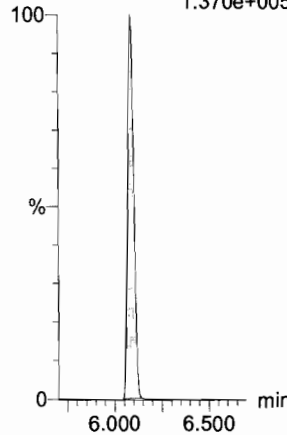
d3-N-MeFOSA

F36:MRM of 1 channel,ES-
515.2 > 168.9
4.014e+005



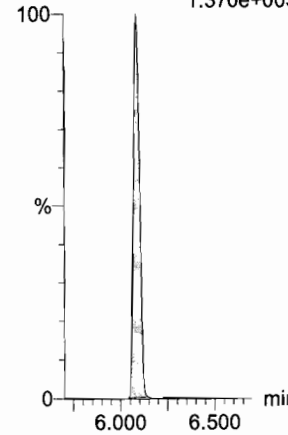
13C2-PFTeDA

F58:MRM of 2 channels,ES-
714.8 > 669.6
1.370e+005



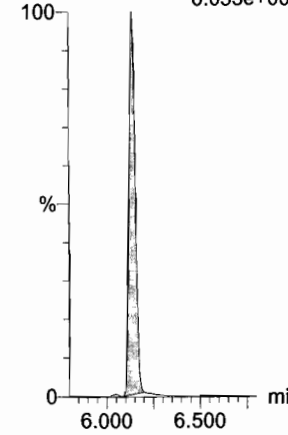
13C2-PFTeDA

F58:MRM of 2 channels,ES-
714.8 > 669.6
1.370e+005



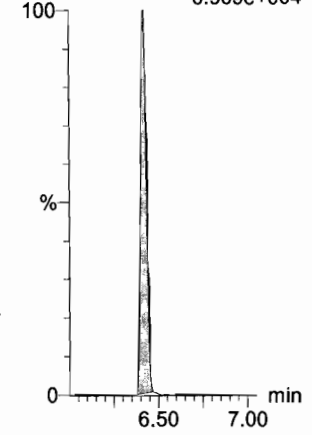
d5-N-ETFOSA

F41:MRM of 1 channel,ES-
531.1 > 168.9
6.035e+005



13C2-PFHxDA

F60:MRM of 1 channel,ES-
815 > 769.7
6.969e+004

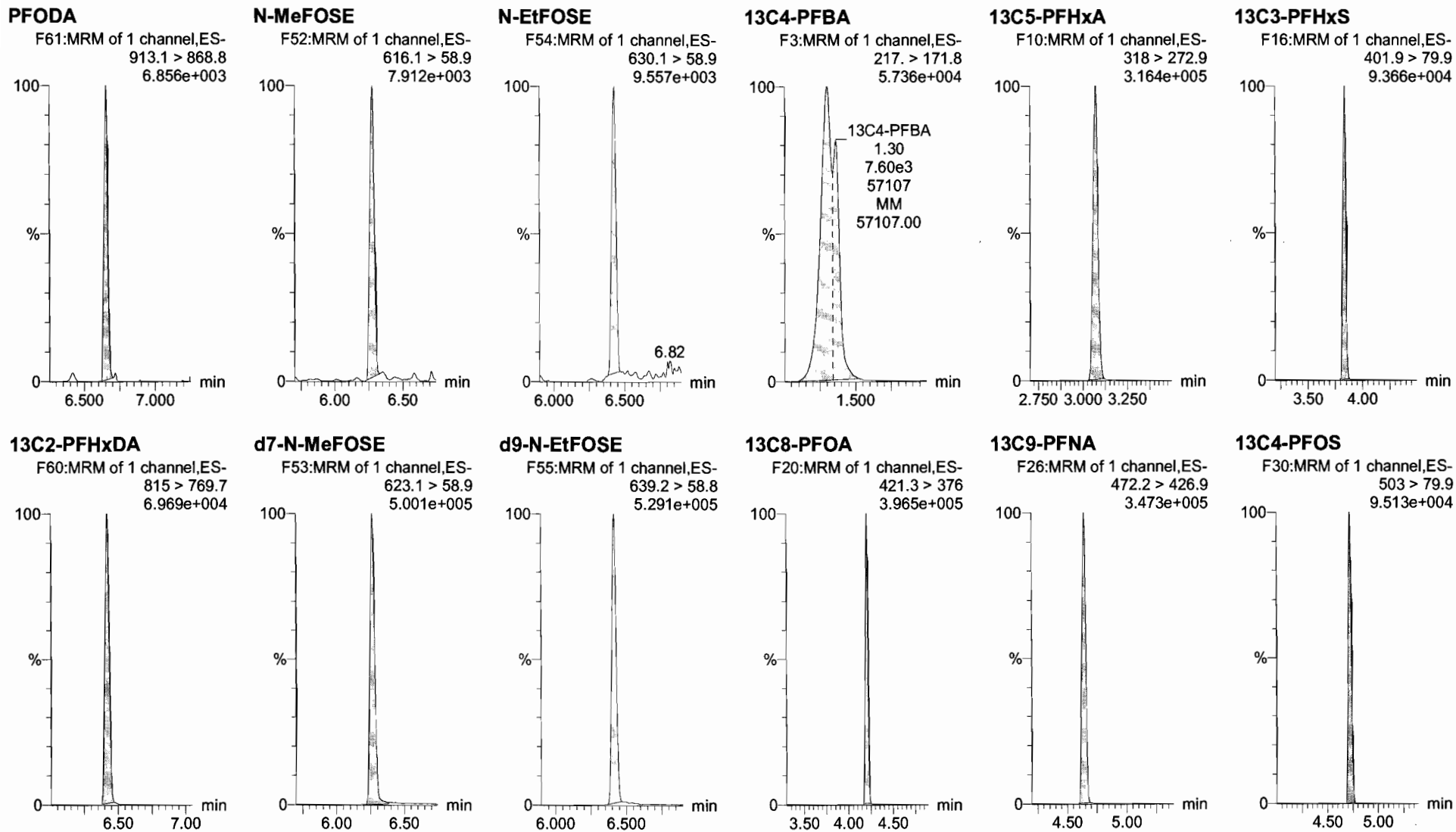


Dataset: F:\Projects\PFAS.PRO\Results\180118M1\180118M1-CRV.qld

Last Altered: Thursday, January 18, 2018 19:20:02 Pacific Standard Time

Printed: Friday, January 19, 2018 08:46:00 Pacific Standard Time

Name: 180118M1_3, Date: 18-Jan-2018, Time: 15:48:15, ID: ST180118M1-2 PFC CS-1 18A0807, Description: PFC CS-1 18A0807



Dataset: F:\Projects\PFAS.PRO\Results\180118M1\180118M1-CRV.qld

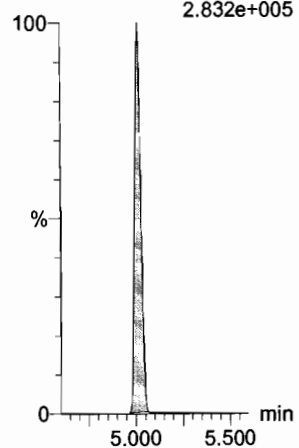
Last Altered: Thursday, January 18, 2018 19:20:02 Pacific Standard Time

Printed: Friday, January 19, 2018 08:46:00 Pacific Standard Time

Name: 180118M1_3, Date: 18-Jan-2018, Time: 15:48:15, ID: ST180118M1-2 PFC CS-1 18A0807, Description: PFC CS-1 18A0807

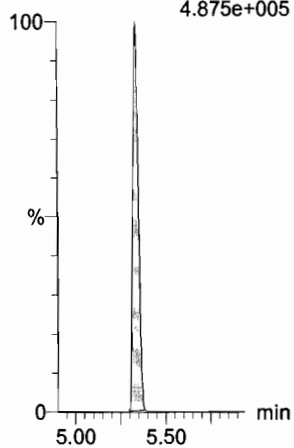
13C6-PFDA

F37:MRM of 1 channel,ES-
519.1 > 473.7
2.832e+005



13C7-PFUDA

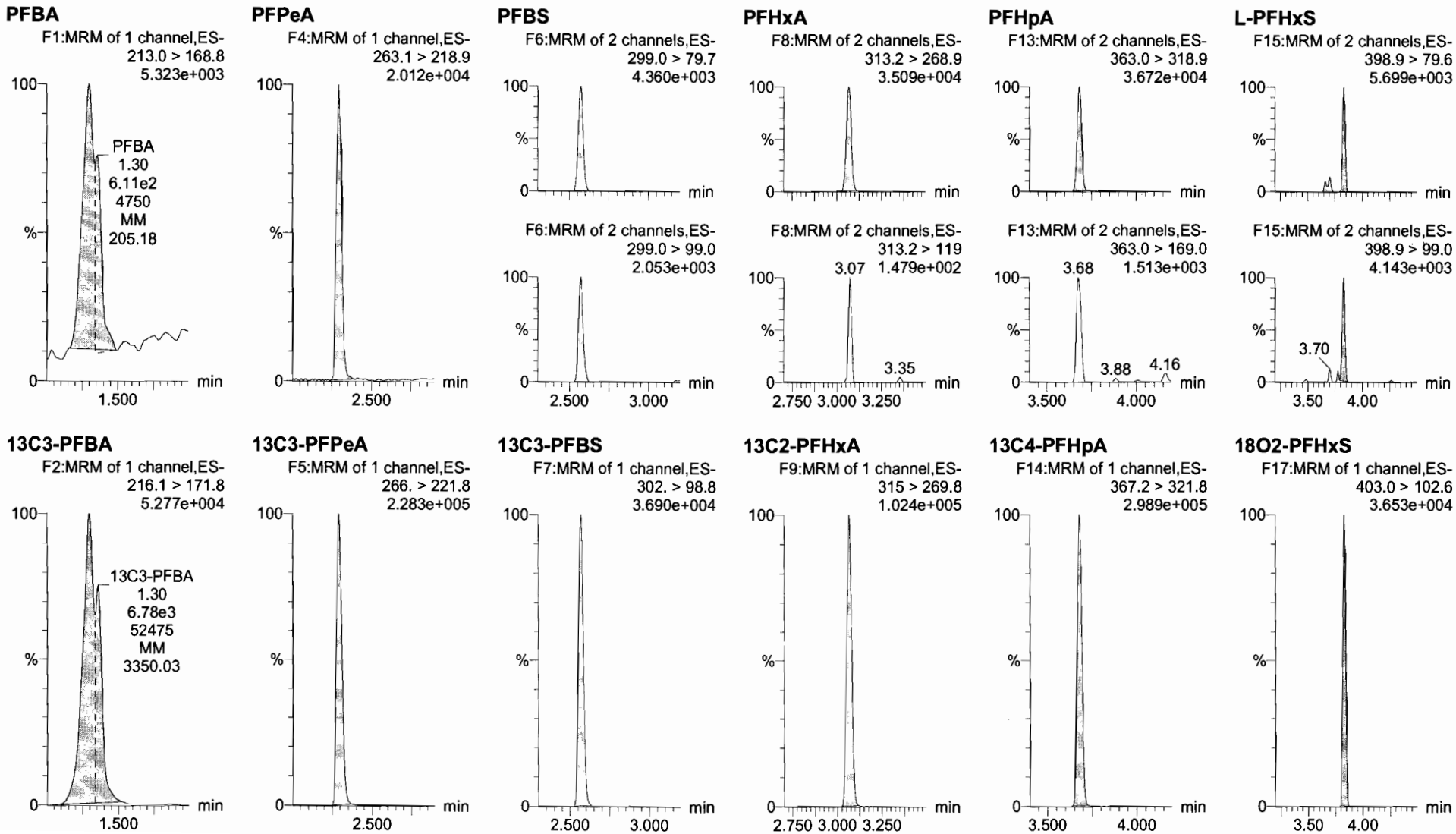
F45:MRM of 1 channel,ES-
570.1 > 524.8
4.875e+005



Dataset: F:\Projects\PFAS.PRO\Results\180118M1\180118M1-CRV.qld

Last Altered: Thursday, January 18, 2018 19:20:02 Pacific Standard Time
Printed: Friday, January 19, 2018 08:46:00 Pacific Standard Time

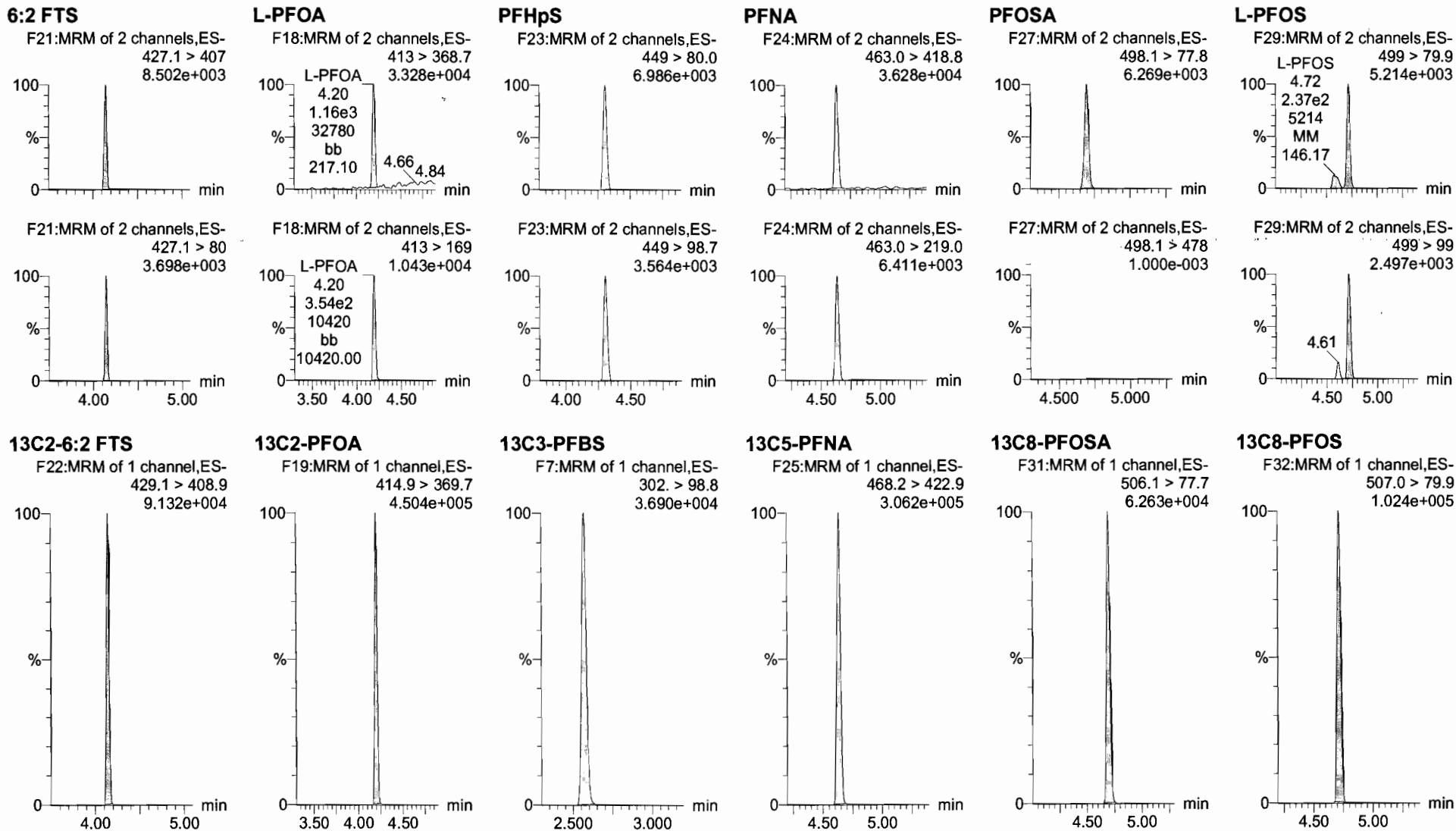
Name: 180118M1_4, Date: 18-Jan-2018, Time: 15:59:42, ID: ST180118M1-3 PFC CS0 18A0808, Description: PFC CS0 18A0808



Dataset: F:\Projects\PFAS.PRO\Results\180118M1\180118M1-CRV.qld

Last Altered: Thursday, January 18, 2018 19:20:02 Pacific Standard Time
Printed: Friday, January 19, 2018 08:46:00 Pacific Standard Time

Name: 180118M1_4, Date: 18-Jan-2018, Time: 15:59:42, ID: ST180118M1-3 PFC CS0 18A0808, Description: PFC CS0 18A0808



Dataset: F:\Projects\PFAS.PRO\Results\180118M1\180118M1-CRV.qld


Last Altered: Thursday, January 18, 2018 19:20:02 Pacific Standard Time

Printed: Friday, January 19, 2018 08:46:00 Pacific Standard Time

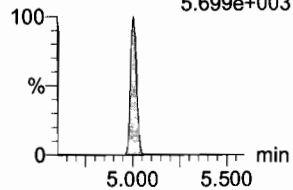
Name: 180118M1_4, Date: 18-Jan-2018, Time: 15:59:42, ID: ST180118M1-3 PFC CS0 18A0808, Description: PFC CS0 18A0808

PFDA

F34:MRM of 2 channels,ES-
513 > 468.8
3.447e+004

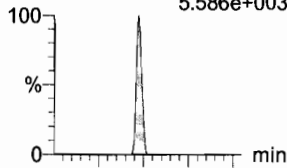


F34:MRM of 2 channels,ES-
513 > 219
5.699e+003

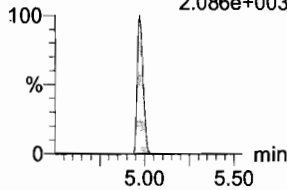


8:2 FTS

F39:MRM of 2 channels,ES-
527 > 506.9
5.586e+003

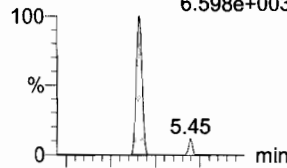


F39:MRM of 2 channels,ES-
527 > 80
2.086e+003

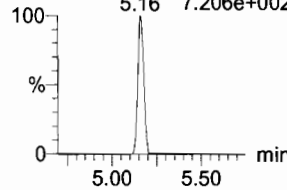


N-MeFOSAA

F44:MRM of 2 channels,ES-
570.1 > 419
6.598e+003

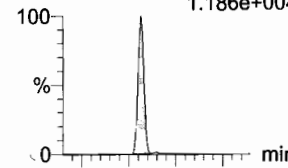


F44:MRM of 2 channels,ES-
570.1 > 483.0
7.206e+002

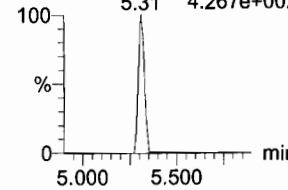


N-EtFOSAA

F47:MRM of 2 channels,ES-
584.2 > 419
1.186e+004

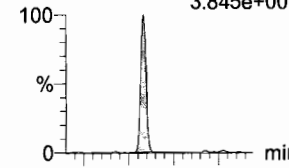


F47:MRM of 2 channels,ES-
584.2 > 483.0
4.267e+002

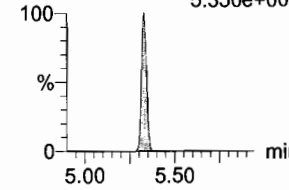


PFUdA

F42:MRM of 2 channels,ES-
563.0 > 518.9
3.845e+004

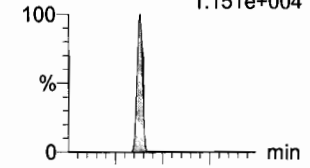


F42:MRM of 2 channels,ES-
563.0 > 269
5.350e+003

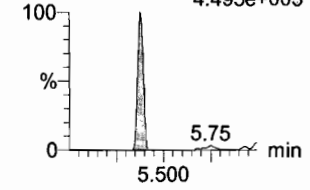


PFDS

F49:MRM of 2 channels,ES-
598.8 > 80
1.151e+004

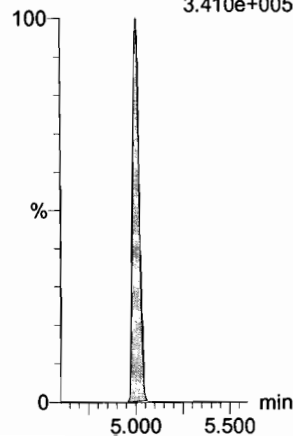


F49:MRM of 2 channels,ES-
598.8 > 98.7
4.495e+003



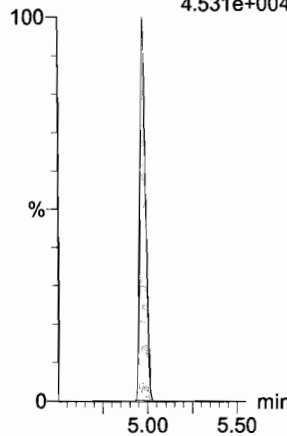
13C2-PFDA

F35:MRM of 1 channel,ES-
515.1 > 469.9
3.410e+005



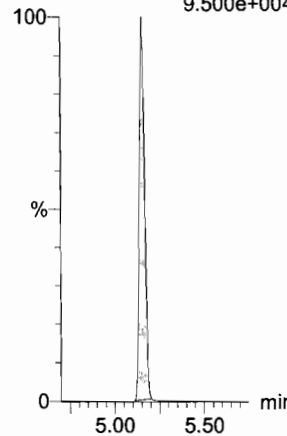
13C2-8:2 FTS

F40:MRM of 1 channel,ES-
529.1 > 508.7
4.531e+004



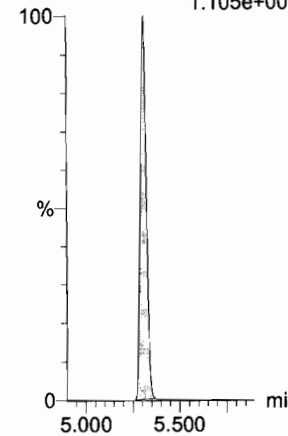
d3-N-MeFOSAA

F46:MRM of 1 channel,ES-
573.3 > 419
9.500e+004



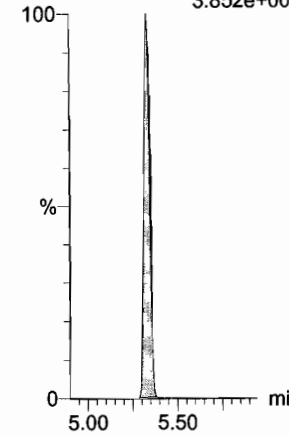
d5-N-EtFOSAA

F48:MRM of 1 channel,ES-
589.3 > 419
1.105e+005



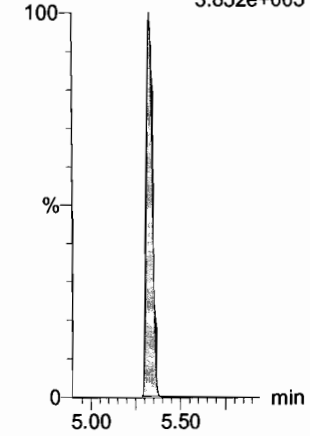
13C2-PFUdA

F43:MRM of 1 channel,ES-
565 > 519.8
3.852e+005



13C2-PFUdA

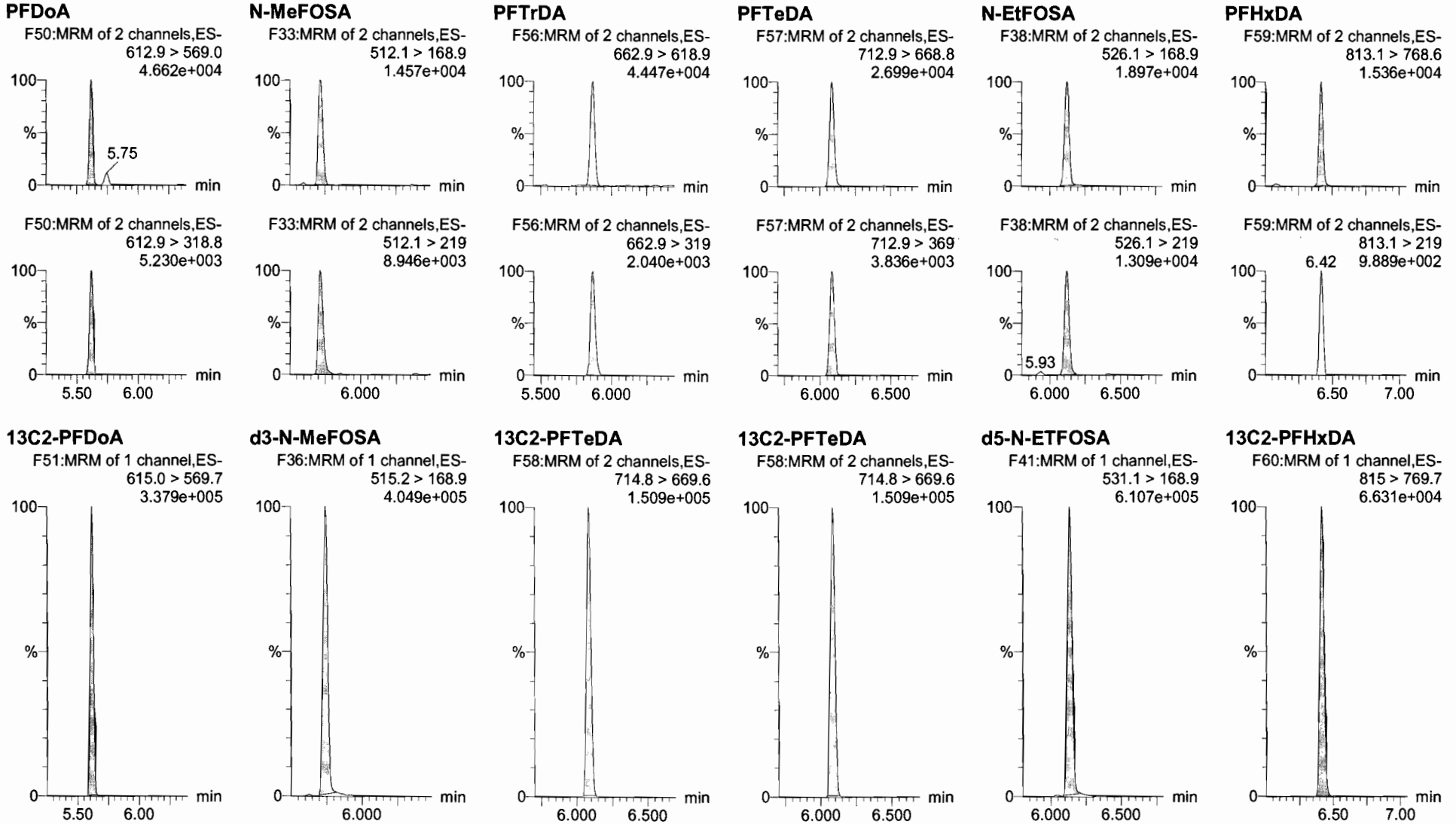
F43:MRM of 1 channel,ES-
565 > 519.8
3.852e+005



Dataset: F:\Projects\PFAS.PRO\Results\180118M1\180118M1-CRV.qld

Last Altered: Thursday, January 18, 2018 19:20:02 Pacific Standard Time
Printed: Friday, January 19, 2018 08:46:00 Pacific Standard Time

Name: 180118M1_4, Date: 18-Jan-2018, Time: 15:59:42, ID: ST180118M1-3 PFC CS0 18A0808, Description: PFC CS0 18A0808

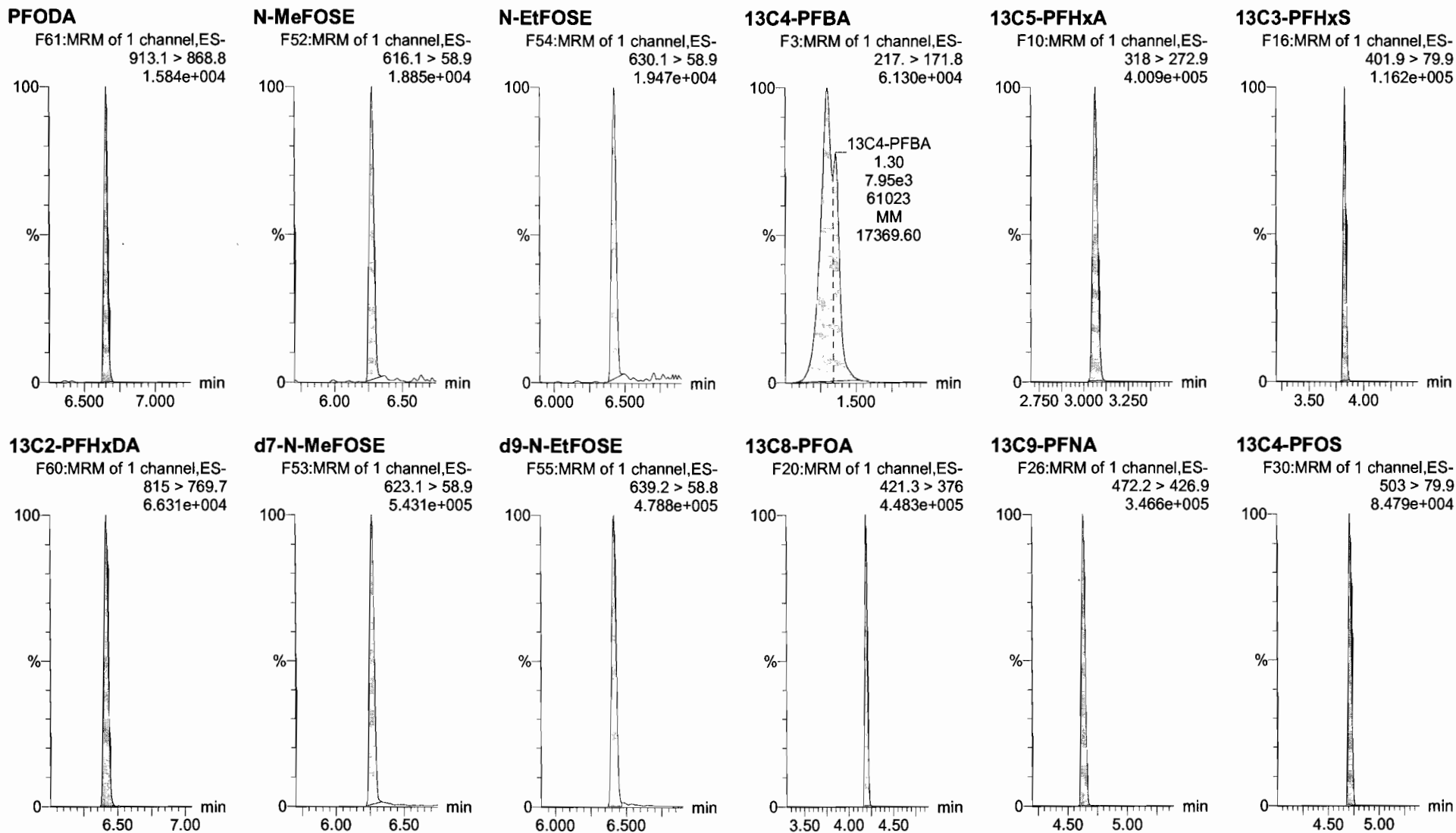


Dataset: F:\Projects\PFAS.PRO\Results\180118M1\180118M1-CRV.qld

Last Altered: Thursday, January 18, 2018 19:20:02 Pacific Standard Time

Printed: Friday, January 19, 2018 08:46:00 Pacific Standard Time

Name: 180118M1_4, Date: 18-Jan-2018, Time: 15:59:42, ID: ST180118M1-3 PFC CS0 18A0808, Description: PFC CS0 18A0808



Dataset: F:\Projects\PFAS.PRO\Results\180118M1\180118M1-CRV.qld

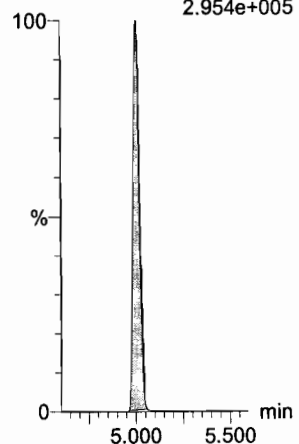
Last Altered: Thursday, January 18, 2018 19:20:02 Pacific Standard Time

Printed: Friday, January 19, 2018 08:46:00 Pacific Standard Time

Name: 180118M1_4, Date: 18-Jan-2018, Time: 15:59:42, ID: ST180118M1-3 PFC CS0 18A0808, Description: PFC CS0 18A0808

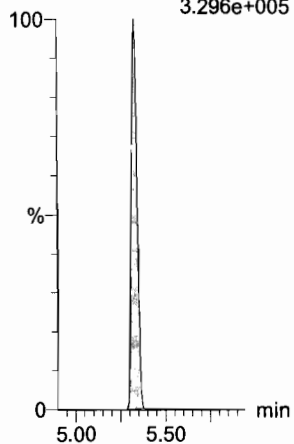
13C6-PFDA

F37:MRM of 1 channel,ES-
519.1 > 473.7
2.954e+005



13C7-PFUDA

F45:MRM of 1 channel,ES-
570.1 > 524.8
3.296e+005

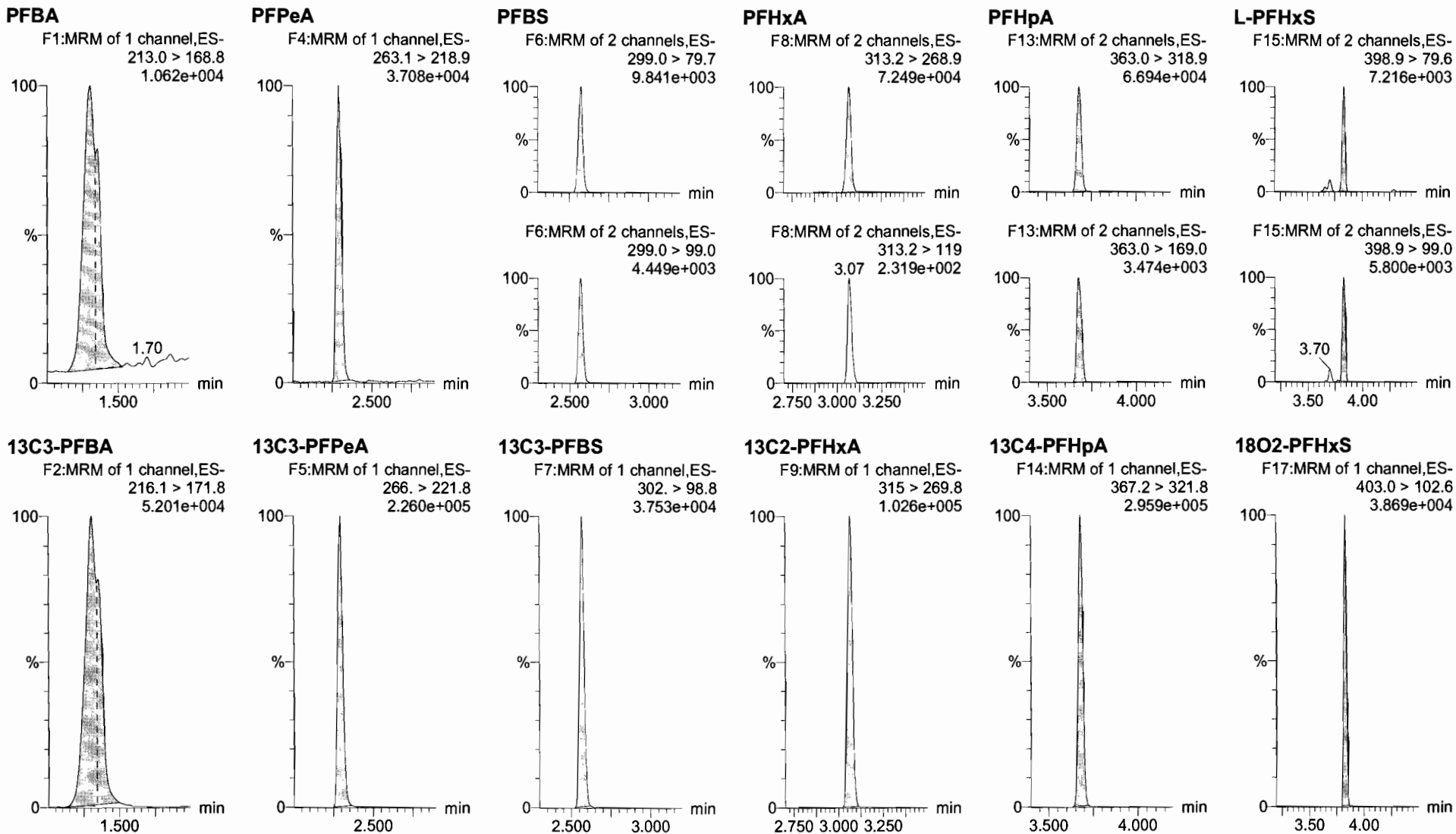


Dataset: F:\Projects\PFAS.PRO\Results\180118M1\180118M1-CRV.qld

Last Altered: Thursday, January 18, 2018 19:20:02 Pacific Standard Time

Printed: Friday, January 19, 2018 08:46:00 Pacific Standard Time

Name: 180118M1_5, Date: 18-Jan-2018, Time: 16:11:12, ID: ST180118M1-4 PFC CS1 18A0809, Description: PFC CS1 18A0809



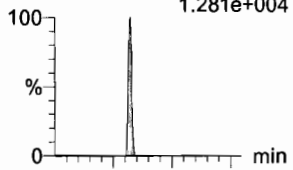
Dataset: F:\Projects\PFAS.PRO\Results\180118M1\180118M1-CRV.qld

Last Altered: Thursday, January 18, 2018 19:20:02 Pacific Standard Time
Printed: Friday, January 19, 2018 08:46:00 Pacific Standard Time

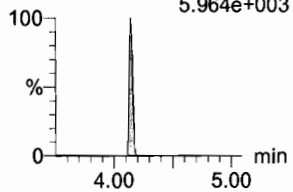
Name: 180118M1_5, Date: 18-Jan-2018, Time: 16:11:12, ID: ST180118M1-4 PFC CS1 18A0809, Description: PFC CS1 18A0809

6:2 FTS

F21:MRM of 2 channels,ES-
427.1 > 407
1.281e+004

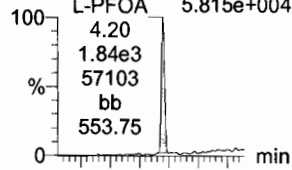


F21:MRM of 2 channels,ES-
427.1 > 80
5.964e+003

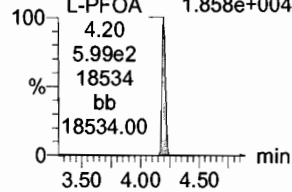


L-PFOA

F18:MRM of 2 channels,ES-
413 > 368.7
5.815e+004

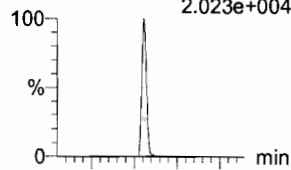


F18:MRM of 2 channels,ES-
413 > 169
1.858e+004

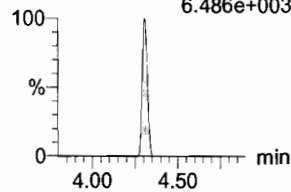


PFHpS

F23:MRM of 2 channels,ES-
449 > 80.0
2.023e+004

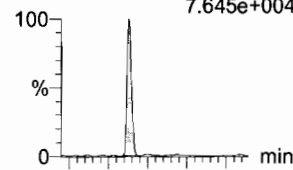


F23:MRM of 2 channels,ES-
449 > 98.7
6.486e+003

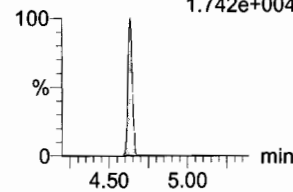


PFNA

F24:MRM of 2 channels,ES-
463.0 > 418.8
7.645e+004

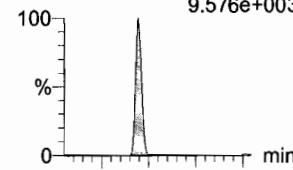


F24:MRM of 2 channels,ES-
463.0 > 219.0
1.742e+004

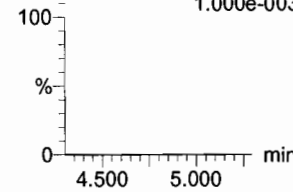


PFOSA

F27:MRM of 2 channels,ES-
498.1 > 77.8
9.576e+003

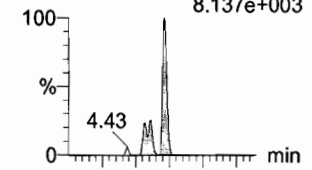


F27:MRM of 2 channels,ES-
498.1 > 478
1.000e+003

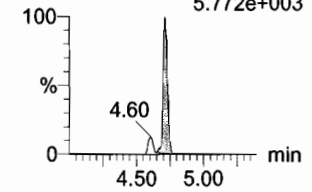


L-PFOS

F29:MRM of 2 channels,ES-
499 > 79.9
8.137e+003

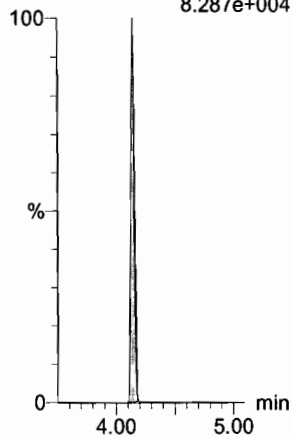


F29:MRM of 2 channels,ES-
499 > 99
5.772e+003



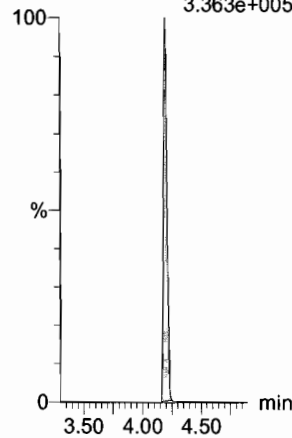
13C2-6:2 FTS

F22:MRM of 1 channel,ES-
429.1 > 408.9
8.287e+004



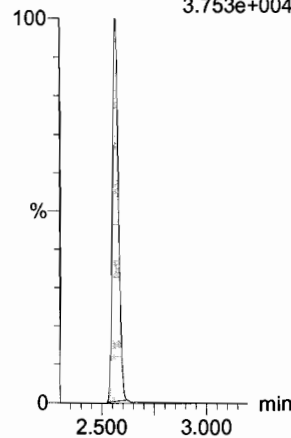
13C2-PFOA

F19:MRM of 1 channel,ES-
414.9 > 369.7
3.363e+005



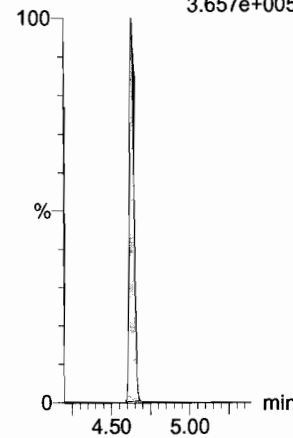
13C3-PFBS

F7:MRM of 1 channel,ES-
302. > 98.8
3.753e+004



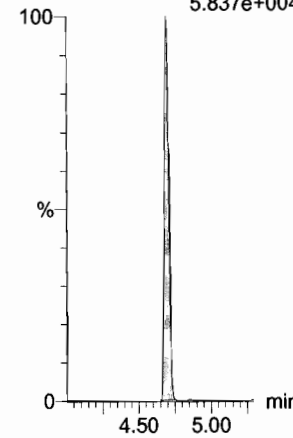
13C5-PFNA

F25:MRM of 1 channel,ES-
468.2 > 422.9
3.657e+005



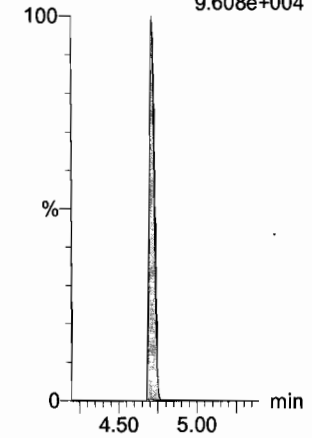
13C8-PFOA

F31:MRM of 1 channel,ES-
506.1 > 77.7
5.837e+004



13C8-PFOS

F32:MRM of 1 channel,ES-
507.0 > 79.9
9.608e+004



Dataset: F:\Projects\PFAS.PRO\Results\180118M1\180118M1-CRV.qld

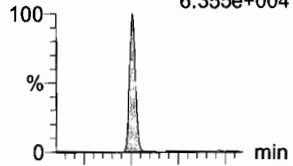
Last Altered: Thursday, January 18, 2018 19:20:02 Pacific Standard Time

Printed: Friday, January 19, 2018 08:46:00 Pacific Standard Time

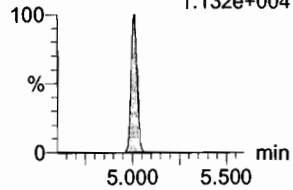
Name: 180118M1_5, Date: 18-Jan-2018, Time: 16:11:12, ID: ST180118M1-4 PFC CS1 18A0809, Description: PFC CS1 18A0809

PFDA

F34:MRM of 2 channels,ES-
513 > 468.8
6.355e+004

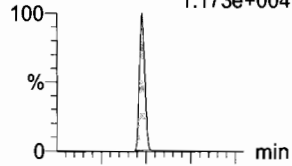


F34:MRM of 2 channels,ES-
513 > 219
1.132e+004

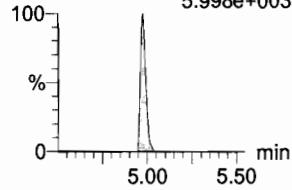


8:2 FTS

F39:MRM of 2 channels,ES-
527 > 506.9
1.173e+004

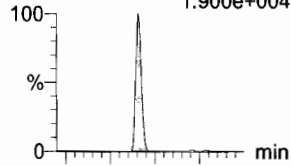


F39:MRM of 2 channels,ES-
527 > 80
5.998e+003

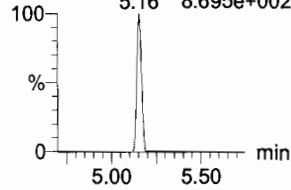


N-MeFOSAA

F44:MRM of 2 channels,ES-
570.1 > 419
1.900e+004

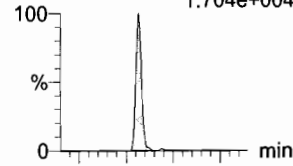


F44:MRM of 2 channels,ES-
570.1 > 483.0
5.16 8.695e+002

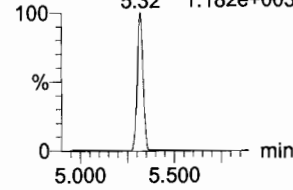


N-EtFOSAA

F47:MRM of 2 channels,ES-
584.2 > 419
1.704e+004

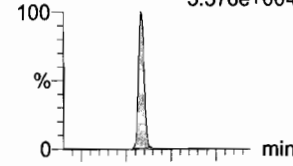


F47:MRM of 2 channels,ES-
584.2 > 483.0
5.32 1.182e+003

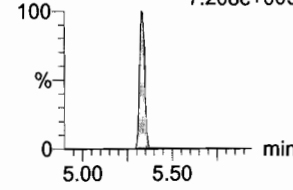


PFUdA

F42:MRM of 2 channels,ES-
563.0 > 518.9
5.576e+004

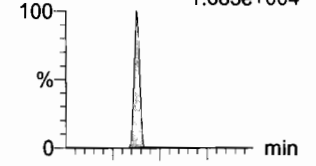


F42:MRM of 2 channels,ES-
563.0 > 269
7.208e+003

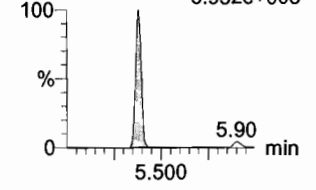


PFDS

F49:MRM of 2 channels,ES-
598.8 > 80
1.683e+004

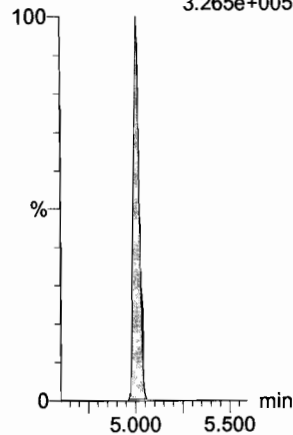


F49:MRM of 2 channels,ES-
598.8 > 98.7
6.932e+003



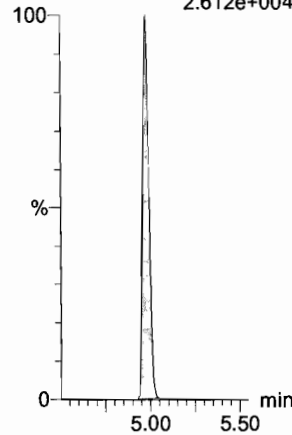
13C2-PFDA

F35:MRM of 1 channel,ES-
515.1 > 469.9
3.265e+005



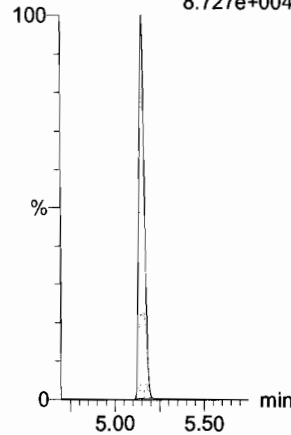
13C2-8:2 FTS

F40:MRM of 1 channel,ES-
529.1 > 508.7
2.612e+004



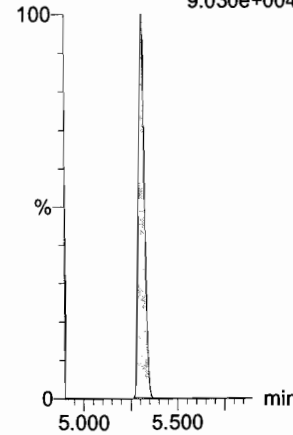
d3-N-MeFOSAA

F46:MRM of 1 channel,ES-
573.3 > 419
8.727e+004



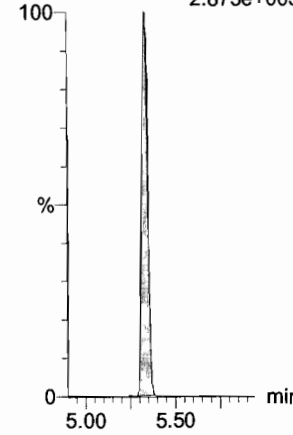
d5-N-EtFOSAA

F48:MRM of 1 channel,ES-
589.3 > 419
9.030e+004



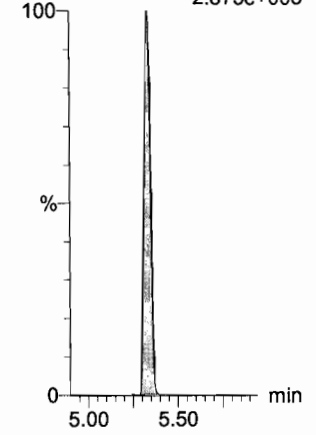
13C2-PFUdA

F43:MRM of 1 channel,ES-
565 > 519.8
2.873e+005



13C2-PFUdA

F43:MRM of 1 channel,ES-
565 > 519.8
2.873e+005

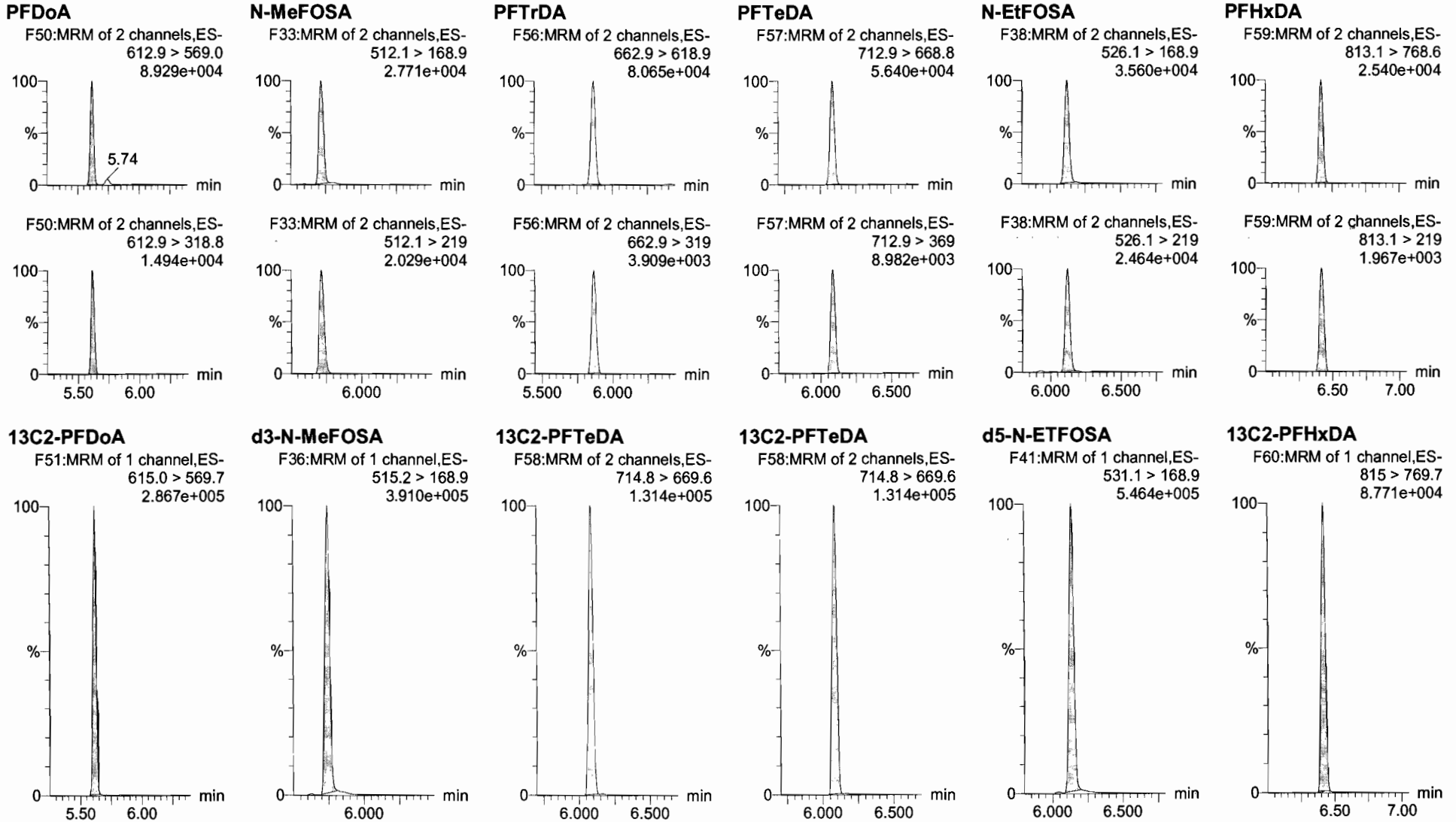


Dataset: F:\Projects\PFAS.PRO\Results\180118M1\180118M1-CRV.qld

Last Altered: Thursday, January 18, 2018 19:20:02 Pacific Standard Time

Printed: Friday, January 19, 2018 08:46:00 Pacific Standard Time

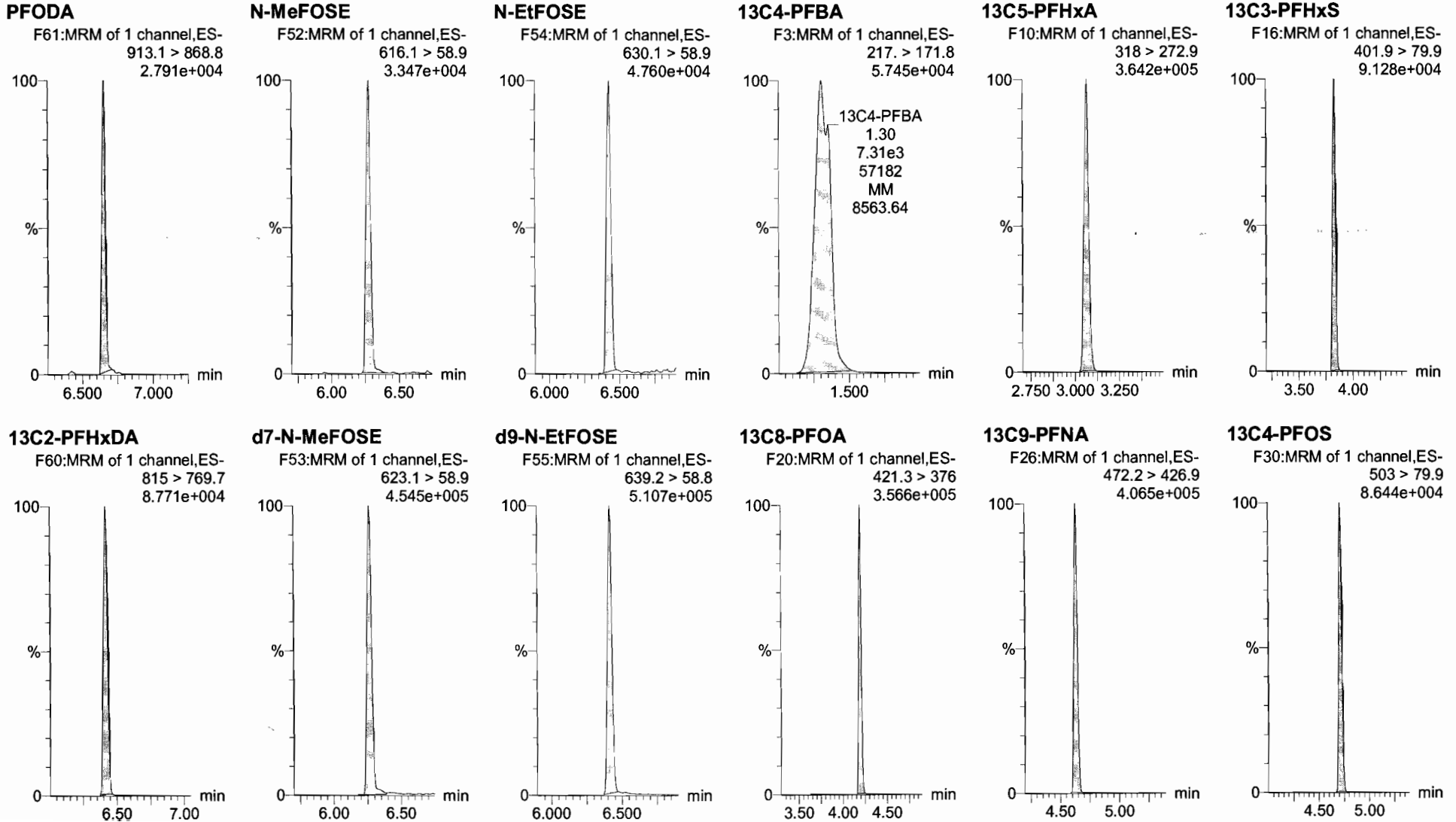
Name: 180118M1_5, Date: 18-Jan-2018, Time: 16:11:12, ID: ST180118M1-4 PFC CS1 18A0809, Description: PFC CS1 18A0809



Dataset: F:\Projects\PFAS.PRO\Results\180118M1\180118M1-CRV.qld

Last Altered: Thursday, January 18, 2018 19:20:02 Pacific Standard Time
Printed: Friday, January 19, 2018 08:46:00 Pacific Standard Time

Name: 180118M1_5, Date: 18-Jan-2018, Time: 16:11:12, ID: ST180118M1-4 PFC CS1 18A0809, Description: PFC CS1 18A0809



Dataset: F:\Projects\PFAS.PRO\Results\180118M1\180118M1-CRV.qld

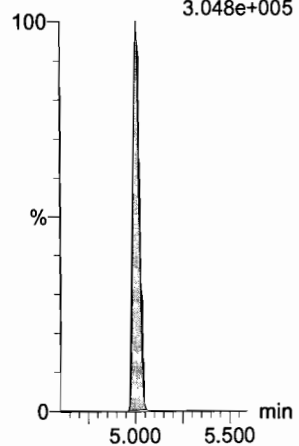
Last Altered: Thursday, January 18, 2018 19:20:02 Pacific Standard Time

Printed: Friday, January 19, 2018 08:46:00 Pacific Standard Time

Name: 180118M1_5, Date: 18-Jan-2018, Time: 16:11:12, ID: ST180118M1-4 PFC CS1 18A0809, Description: PFC CS1 18A0809

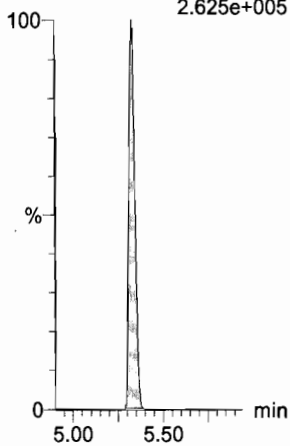
13C6-PFDA

F37:MRM of 1 channel,ES-
519.1 > 473.7
3.048e+005



13C7-PFUdA

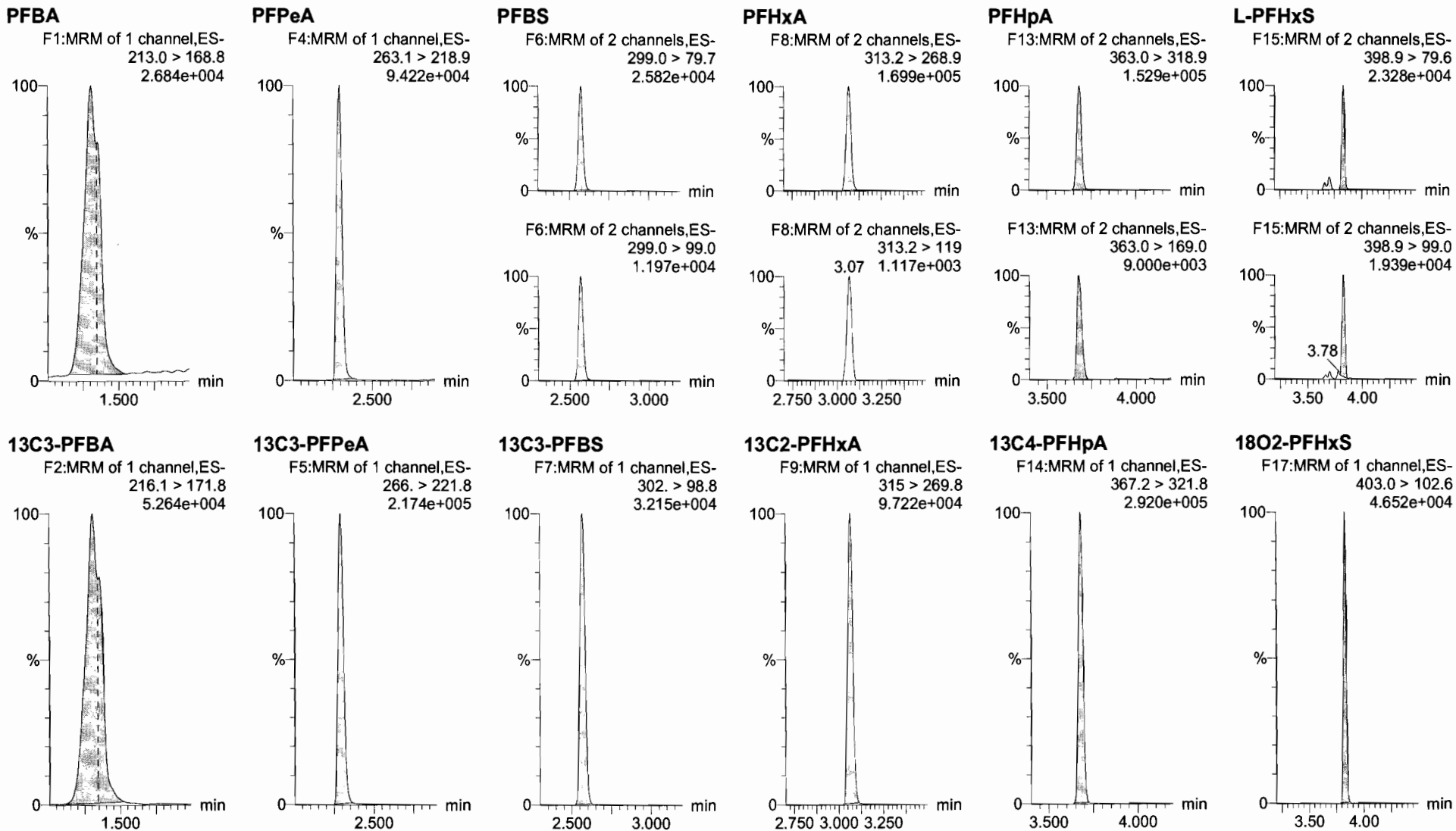
F45:MRM of 1 channel,ES-
570.1 > 524.8
2.625e+005



Dataset: F:\Projects\PFAS.PRO\Results\180118M1\180118M1-CRV.qld

Last Altered: Thursday, January 18, 2018 19:20:02 Pacific Standard Time
Printed: Friday, January 19, 2018 08:46:00 Pacific Standard Time

Name: 180118M1_6, Date: 18-Jan-2018, Time: 16:22:39, ID: ST180118M1-5 PFC CS2 18A0810, Description: PFC CS2 18A0810



Dataset: F:\Projects\PFAS.PRO\Results\180118M1\180118M1-CRV.qld

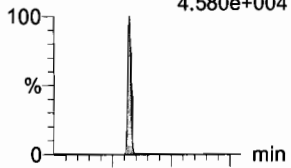
Last Altered: Thursday, January 18, 2018 19:20:02 Pacific Standard Time

Printed: Friday, January 19, 2018 08:46:00 Pacific Standard Time

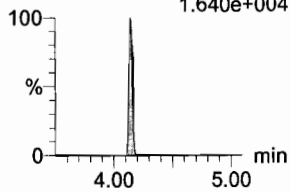
Name: 180118M1_6, Date: 18-Jan-2018, Time: 16:22:39, ID: ST180118M1-5 PFC CS2 18A0810, Description: PFC CS2 18A0810

6:2 FTS

F21:MRM of 2 channels,ES-
427.1 > 407
4.580e+004

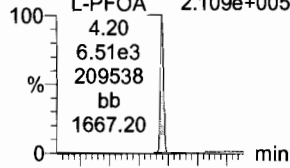


F21:MRM of 2 channels,ES-
427.1 > 80
1.640e+004

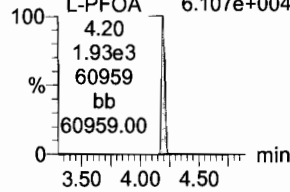


L-PFOA

F18:MRM of 2 channels,ES-
413 > 368.7
2.109e+005

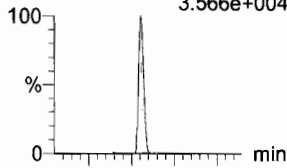


F18:MRM of 2 channels,ES-
413 > 169
6.107e+004

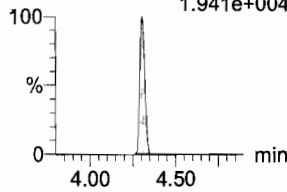


PFHpS

F23:MRM of 2 channels,ES-
449 > 80.0
3.566e+004

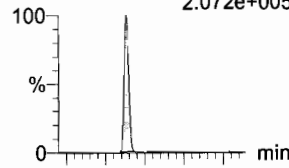


F23:MRM of 2 channels,ES-
449 > 98.7
1.941e+004

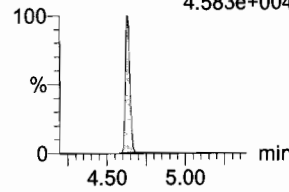


PFNA

F24:MRM of 2 channels,ES-
463.0 > 418.8
2.072e+005

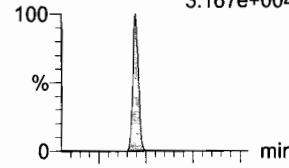


F24:MRM of 2 channels,ES-
463.0 > 219.0
4.583e+004

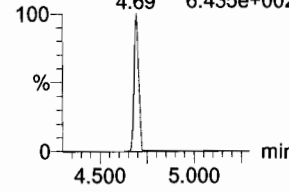


PFOSA

F27:MRM of 2 channels,ES-
498.1 > 77.8
3.167e+004

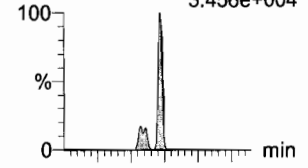


F27:MRM of 2 channels,ES-
498.1 > 478
6.435e+002

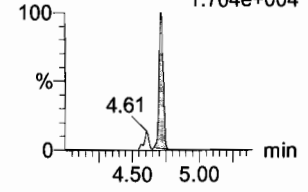


L-PFOS

F29:MRM of 2 channels,ES-
499 > 79.9
3.456e+004

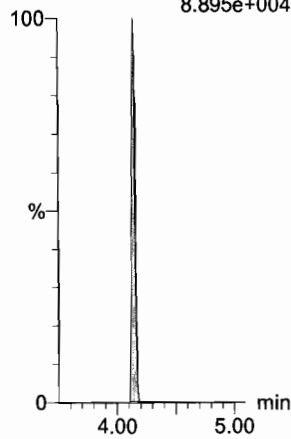


F29:MRM of 2 channels,ES-
499 > 99
1.704e+004



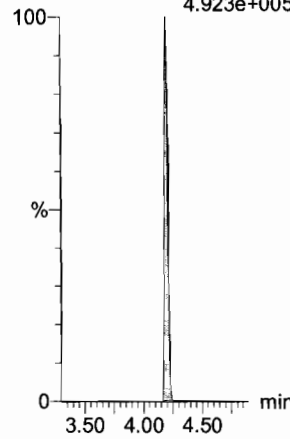
13C2-6:2 FTS

F22:MRM of 1 channel,ES-
429.1 > 408.9
8.895e+004



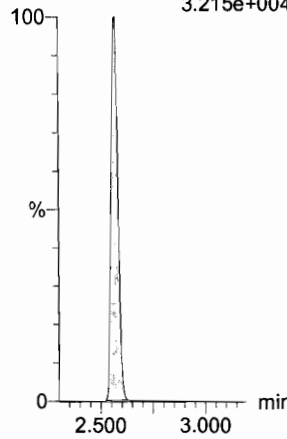
13C2-PFOA

F19:MRM of 1 channel,ES-
414.9 > 369.7
4.923e+005



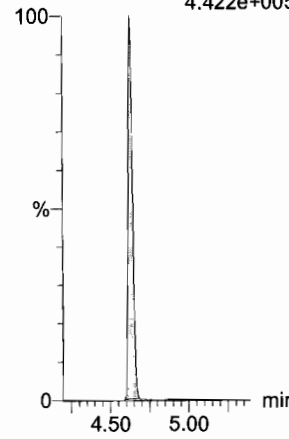
13C3-PFBS

F7:MRM of 1 channel,ES-
302. > 98.8
3.215e+004



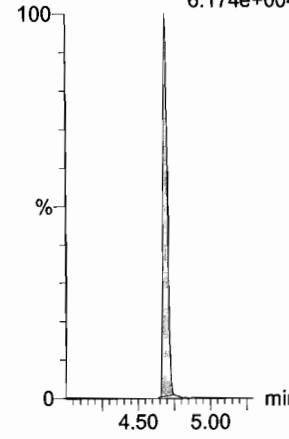
13C5-PFNA

F25:MRM of 1 channel,ES-
468.2 > 422.9
4.422e+005



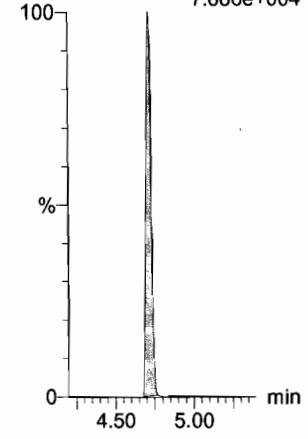
13C8-PFOSA

F31:MRM of 1 channel,ES-
506.1 > 77.7
6.174e+004



13C8-PFOS

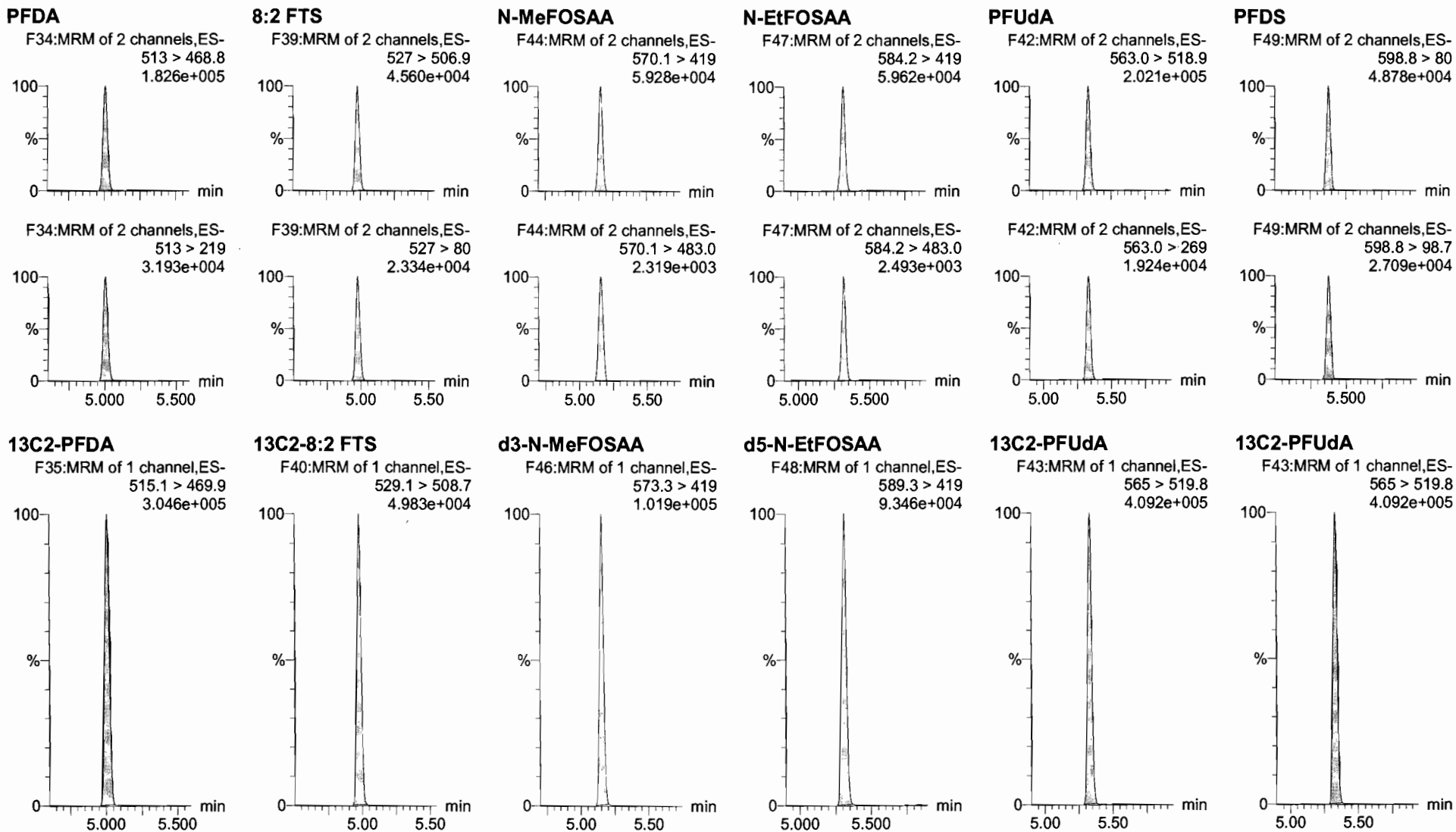
F32:MRM of 1 channel,ES-
507.0 > 79.9
7.686e+004



Dataset: F:\Projects\PFAS.PRO\Results\180118M1\180118M1-CRV.qld

Last Altered: Thursday, January 18, 2018 19:20:02 Pacific Standard Time
Printed: Friday, January 19, 2018 08:46:00 Pacific Standard Time

Name: 180118M1_6, Date: 18-Jan-2018, Time: 16:22:39, ID: ST180118M1-5 PFC CS2 18A0810, Description: PFC CS2 18A0810

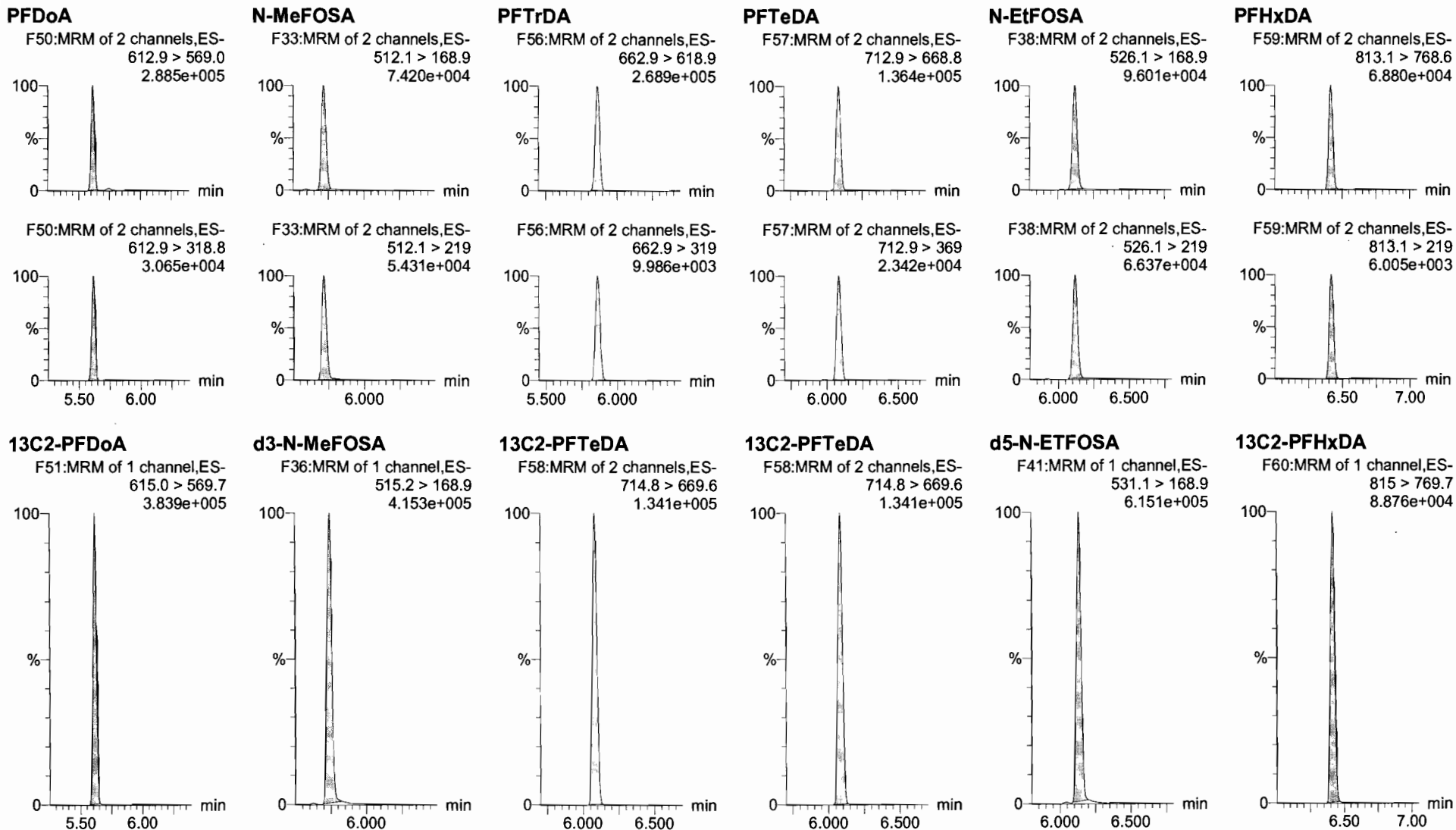


Dataset: F:\Projects\PFAS.PRO\Results\180118M1\180118M1-CRV.qld

Last Altered: Thursday, January 18, 2018 19:20:02 Pacific Standard Time

Printed: Friday, January 19, 2018 08:46:00 Pacific Standard Time

Name: 180118M1_6, Date: 18-Jan-2018, Time: 16:22:39, ID: ST180118M1-5 PFC CS2 18A0810, Description: PFC CS2 18A0810

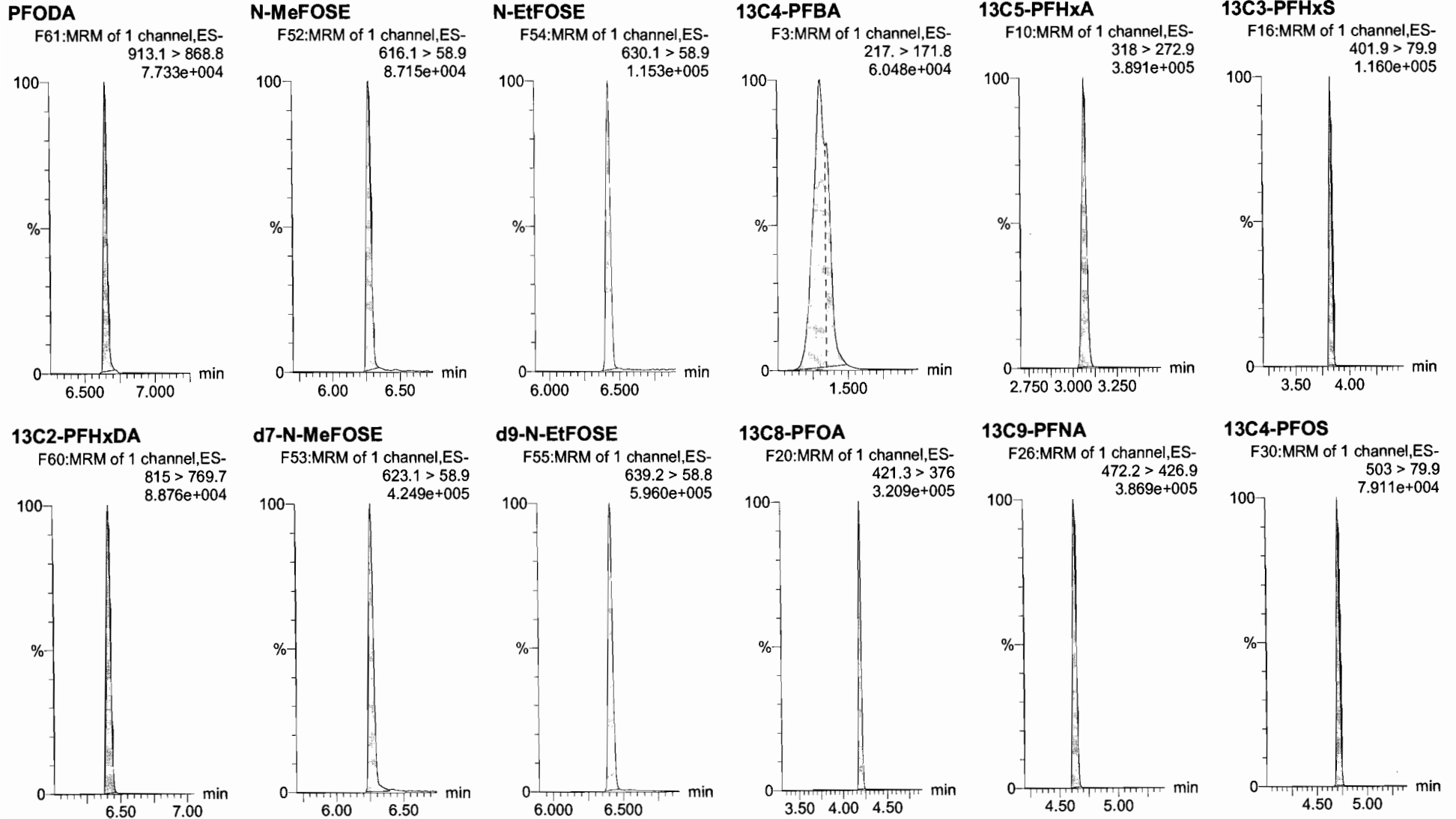


Dataset: F:\Projects\PFAS.PRO\Results\180118M1\180118M1-CRV.qld

Last Altered: Thursday, January 18, 2018 19:20:02 Pacific Standard Time

Printed: Friday, January 19, 2018 08:46:00 Pacific Standard Time

Name: 180118M1_6, Date: 18-Jan-2018, Time: 16:22:39, ID: ST180118M1-5 PFC CS2 18A0810, Description: PFC CS2 18A0810



Dataset: F:\Projects\PFAS.PRO\Results\180118M1\180118M1-CRV.qld

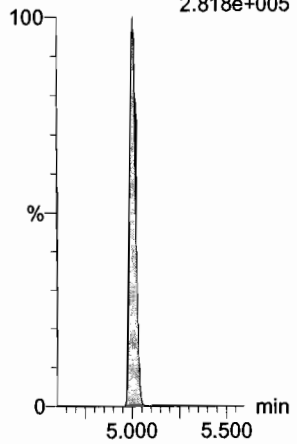
Last Altered: Thursday, January 18, 2018 19:20:02 Pacific Standard Time

Printed: Friday, January 19, 2018 08:46:00 Pacific Standard Time

Name: 180118M1_6, Date: 18-Jan-2018, Time: 16:22:39, ID: ST180118M1-5 PFC CS2 18A0810, Description: PFC CS2 18A0810

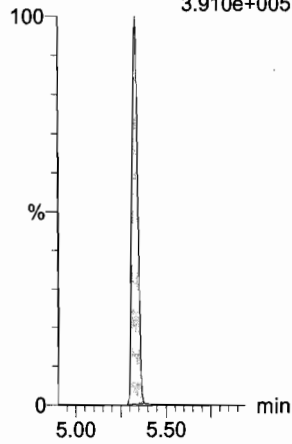
13C6-PFDA

F37:MRM of 1 channel,ES-
519.1 > 473.7
2.818e+005



13C7-PFUDa

F45:MRM of 1 channel,ES-
570.1 > 524.8
3.910e+005

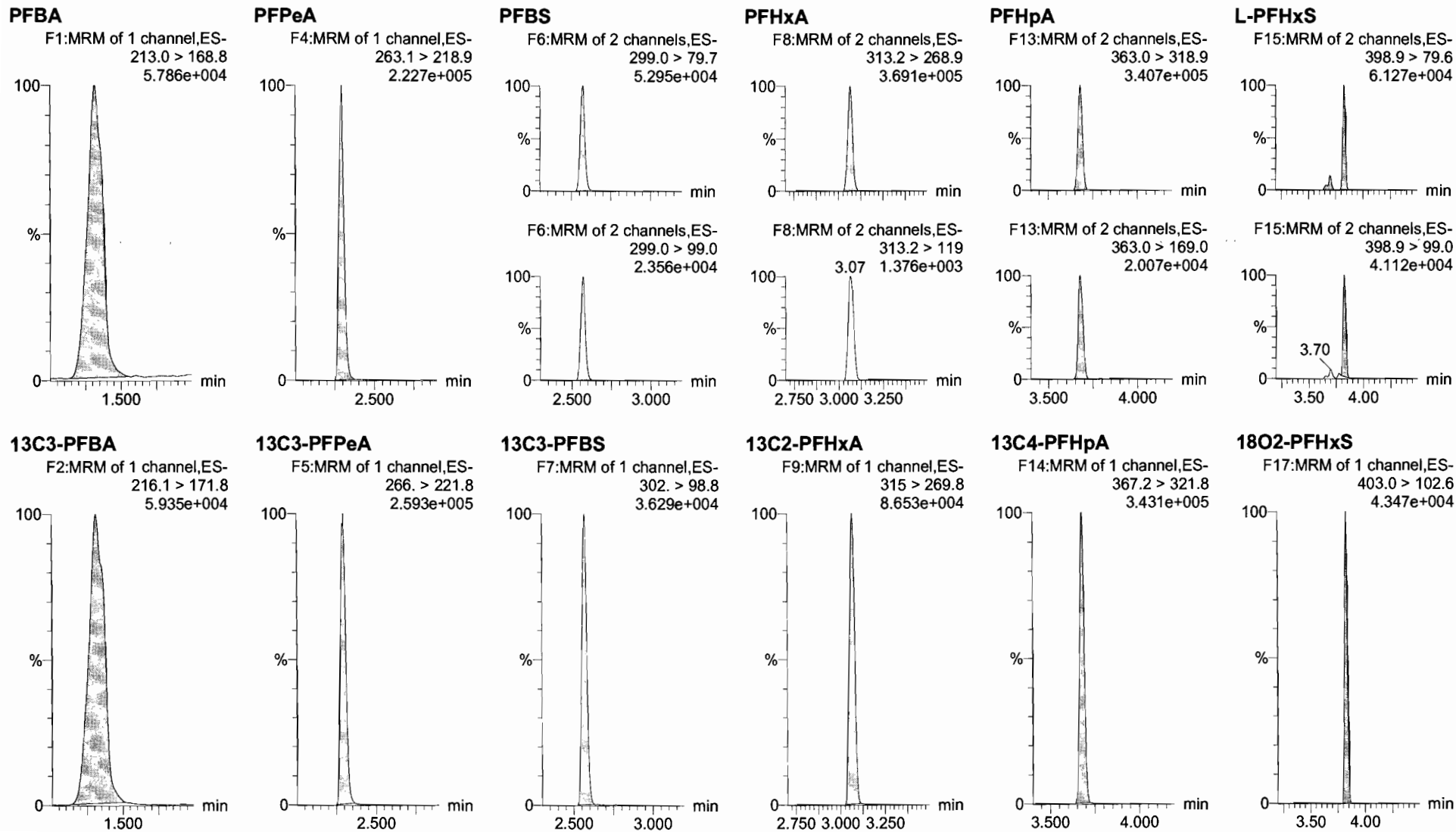


Dataset: F:\Projects\PFAS.PRO\Results\180118M1\180118M1-CRV.qld

Last Altered: Thursday, January 18, 2018 19:20:02 Pacific Standard Time

Printed: Friday, January 19, 2018 08:46:00 Pacific Standard Time

Name: 180118M1_7, Date: 18-Jan-2018, Time: 16:34:06, ID: ST180118M1-6 PFC CS3 18A0811, Description: PFC CS3 18A0811



Dataset: F:\Projects\PFAS.PRO\Results\180118M1\180118M1-CRV.qld

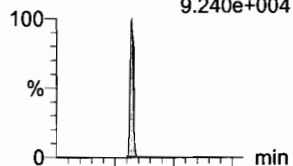
Last Altered: Thursday, January 18, 2018 19:20:02 Pacific Standard Time

Printed: Friday, January 19, 2018 08:46:00 Pacific Standard Time

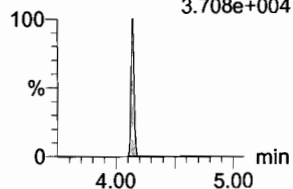
Name: 180118M1_7, Date: 18-Jan-2018, Time: 16:34:06, ID: ST180118M1-6 PFC CS3 18A0811, Description: PFC CS3 18A0811

6:2 FTS

F21:MRM of 2 channels,ES-
427.1 > 407
9.240e+004

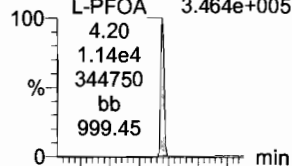


F21:MRM of 2 channels,ES-
427.1 > 80
3.708e+004

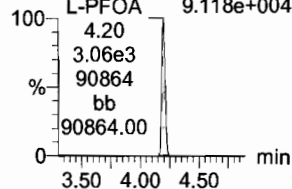


L-PFOA

F18:MRM of 2 channels,ES-
413 > 368.7
3.464e+005

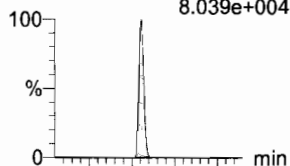


F18:MRM of 2 channels,ES-
413 > 169
9.118e+004

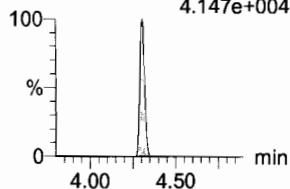


PFHpS

F23:MRM of 2 channels,ES-
449 > 80.0
8.039e+004

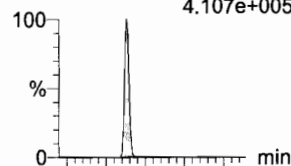


F23:MRM of 2 channels,ES-
449 > 98.7
4.147e+004

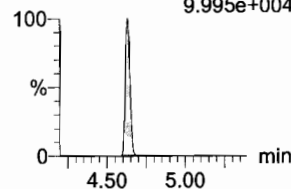


PFNA

F24:MRM of 2 channels,ES-
463.0 > 418.8
4.107e+005

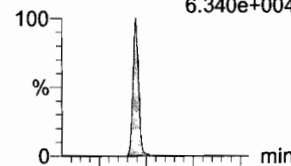


F24:MRM of 2 channels,ES-
463.0 > 219.0
9.995e+004

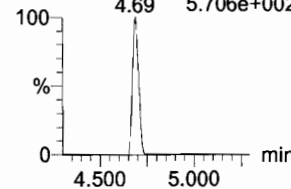


PFOSA

F27:MRM of 2 channels,ES-
498.1 > 77.8
6.340e+004

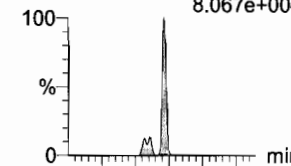


F27:MRM of 2 channels,ES-
498.1 > 478
5.706e+002

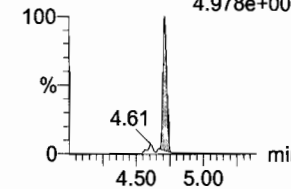


L-PFOS

F29:MRM of 2 channels,ES-
499 > 79.9
8.067e+004

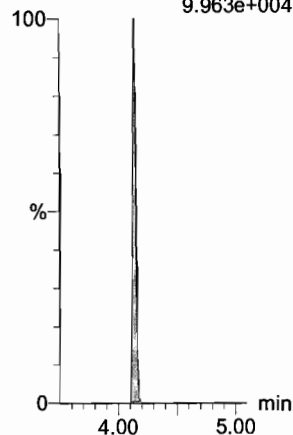


F29:MRM of 2 channels,ES-
499 > 99
4.978e+004



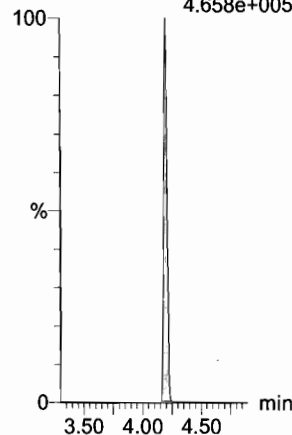
13C2-6:2 FTS

F22:MRM of 1 channel,ES-
429.1 > 408.9
9.963e+004



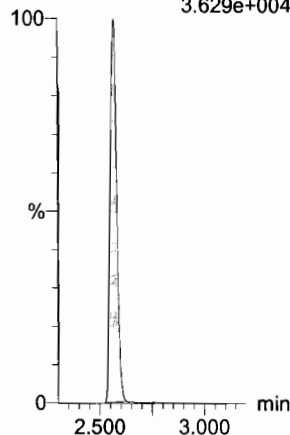
13C2-PFOA

F19:MRM of 1 channel,ES-
414.9 > 369.7
4.658e+005



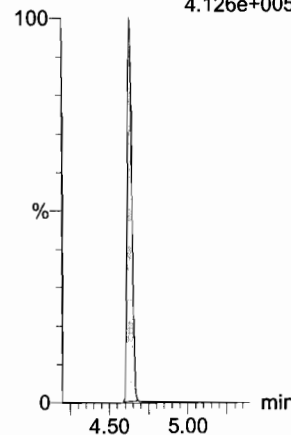
13C3-PFBS

F7:MRM of 1 channel,ES-
302. > 98.8
3.629e+004



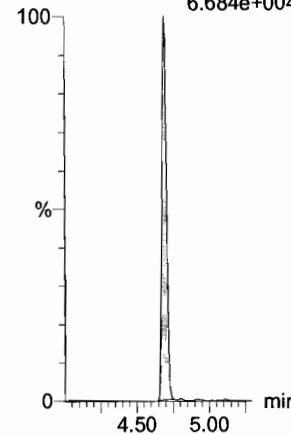
13C5-PFNA

F25:MRM of 1 channel,ES-
468.2 > 422.9
4.126e+005




13C8-PFOA

F31:MRM of 1 channel,ES-
506.1 > 77.7
6.684e+004



13C8-PFOS

F32:MRM of 1 channel,ES-
507.0 > 79.9
1.043e+005



Dataset: F:\Projects\PFAS.PRO\Results\180118M1\180118M1-CRV.qld

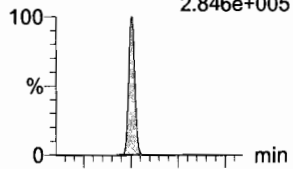
Last Altered: Thursday, January 18, 2018 19:20:02 Pacific Standard Time

Printed: Friday, January 19, 2018 08:46:00 Pacific Standard Time

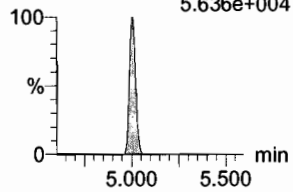
Name: 180118M1_7, Date: 18-Jan-2018, Time: 16:34:06, ID: ST180118M1-6 PFC CS3 18A0811, Description: PFC CS3 18A0811

PFDA

F34:MRM of 2 channels,ES-
513 > 468.8
2.846e+005

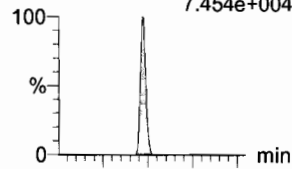


F34:MRM of 2 channels,ES-
513 > 219
5.636e+004

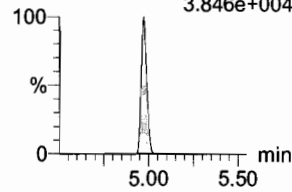


8:2 FTS

F39:MRM of 2 channels,ES-
527 > 506.9
7.454e+004

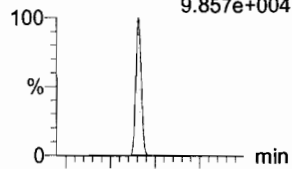


F39:MRM of 2 channels,ES-
527 > 80
3.846e+004

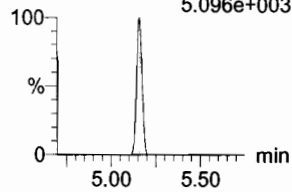


N-MeFOSAA

F44:MRM of 2 channels,ES-
570.1 > 419
9.857e+004

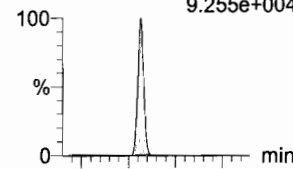


F44:MRM of 2 channels,ES-
570.1 > 483.0
5.096e+003

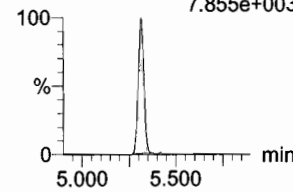


N-EtFOSAA

F47:MRM of 2 channels,ES-
584.2 > 419
9.255e+004

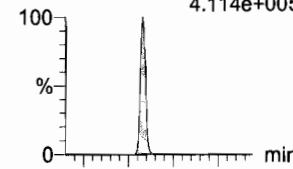


F47:MRM of 2 channels,ES-
584.2 > 483.0
7.855e+003

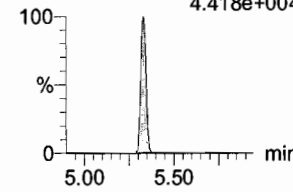


PFUdA

F42:MRM of 2 channels,ES-
563.0 > 518.9
4.114e+005

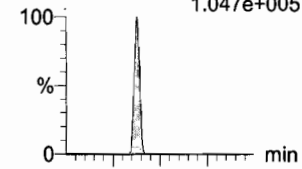


F42:MRM of 2 channels,ES-
563.0 > 269
4.418e+004

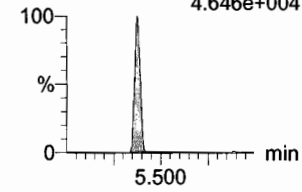


PFDS

F49:MRM of 2 channels,ES-
598.8 > 80
1.047e+005

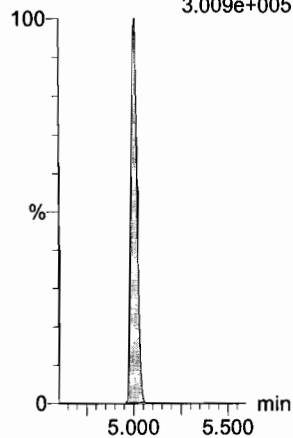


F49:MRM of 2 channels,ES-
598.8 > 98.7
4.646e+004



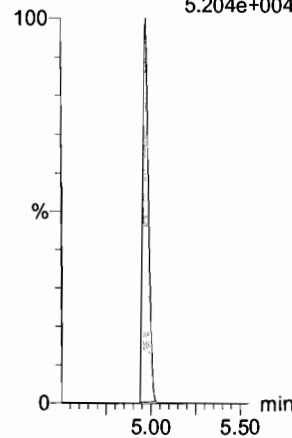
13C2-PFDA

F35:MRM of 1 channel,ES-
515.1 > 469.9
3.009e+005



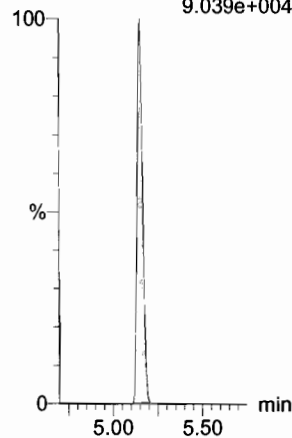
13C2-8:2 FTS

F40:MRM of 1 channel,ES-
529.1 > 508.7
5.204e+004



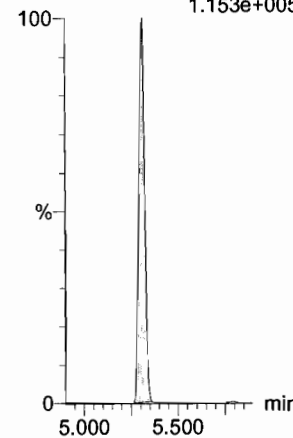
d3-N-MeFOSAA

F46:MRM of 1 channel,ES-
573.3 > 419
9.039e+004



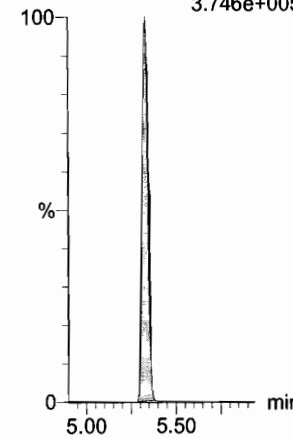
d5-N-EtFOSAA

F48:MRM of 1 channel,ES-
589.3 > 419
1.153e+005



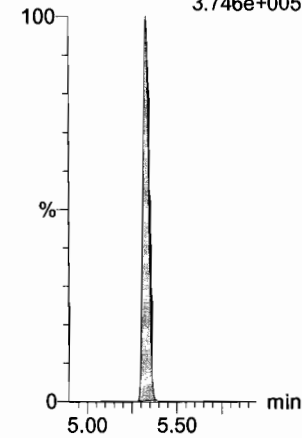
13C2-PFUdA

F43:MRM of 1 channel,ES-
565 > 519.8
3.746e+005



13C2-PFUdA

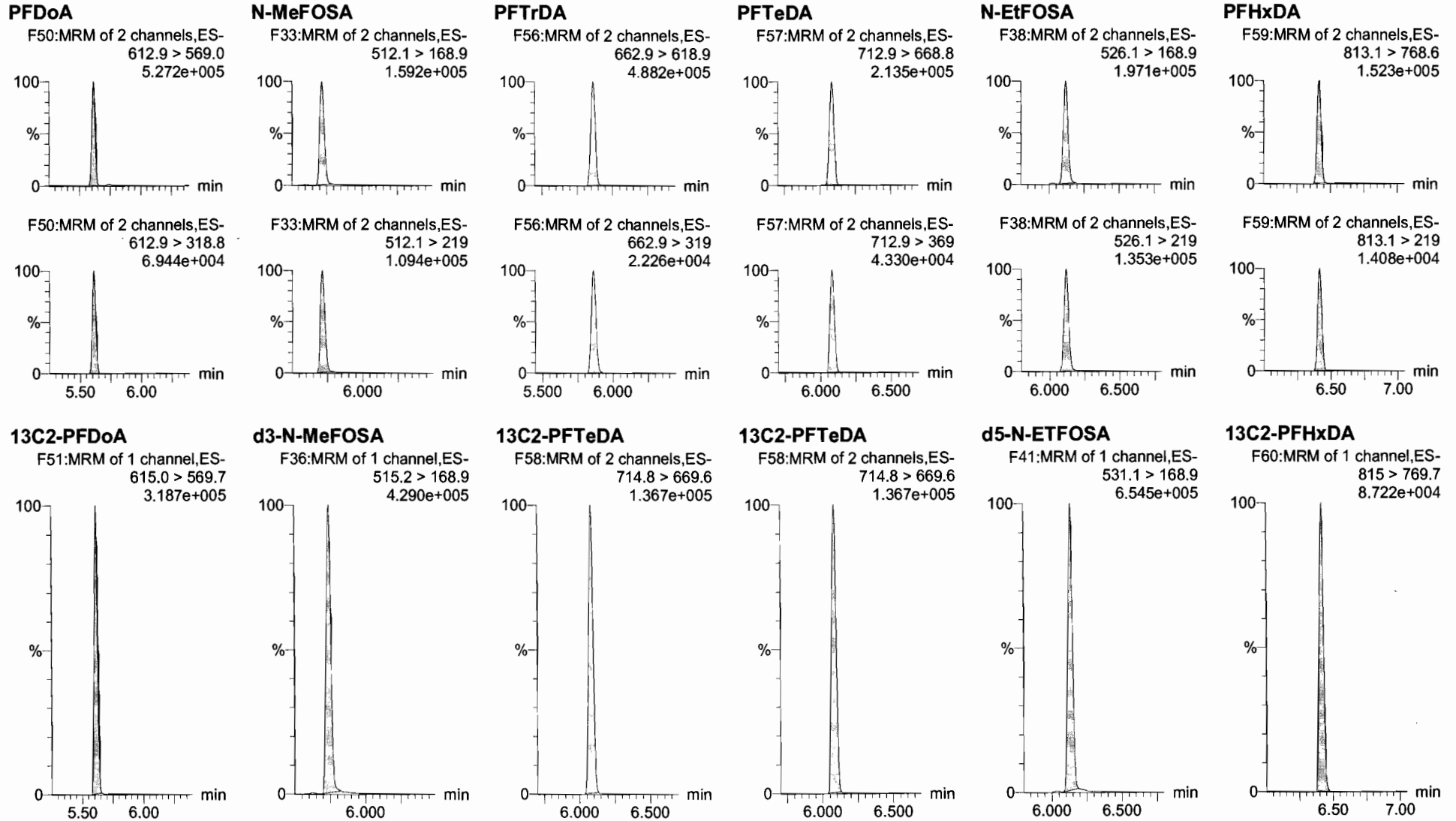
F43:MRM of 1 channel,ES-
565 > 519.8
3.746e+005



Dataset: F:\Projects\PFAS.PRO\Results\180118M1\180118M1-CRV.qld

Last Altered: Thursday, January 18, 2018 19:20:02 Pacific Standard Time
Printed: Friday, January 19, 2018 08:46:00 Pacific Standard Time

Name: 180118M1_7, Date: 18-Jan-2018, Time: 16:34:06, ID: ST180118M1-6 PFC CS3 18A0811, Description: PFC CS3 18A0811



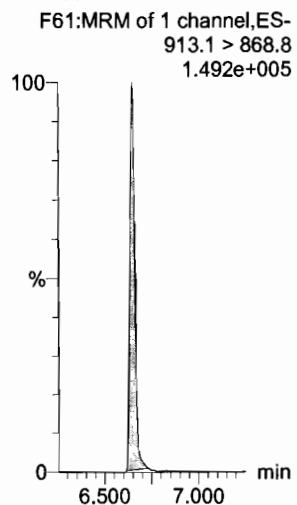
Dataset: F:\Projects\PFAS.PRO\Results\180118M1\180118M1-CRV.qld

Last Altered: Thursday, January 18, 2018 19:20:02 Pacific Standard Time

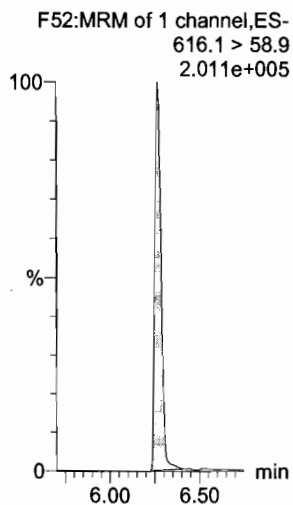
Printed: Friday, January 19, 2018 08:46:00 Pacific Standard Time

Name: 180118M1_7, Date: 18-Jan-2018, Time: 16:34:06, ID: ST180118M1-6 PFC CS3 18A0811, Description: PFC CS3 18A0811

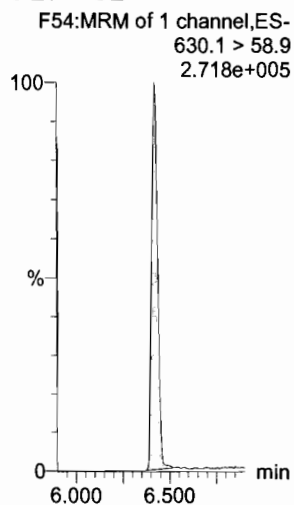
PFODA



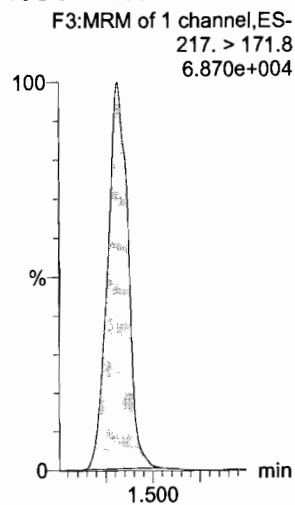
N-MeFOSE



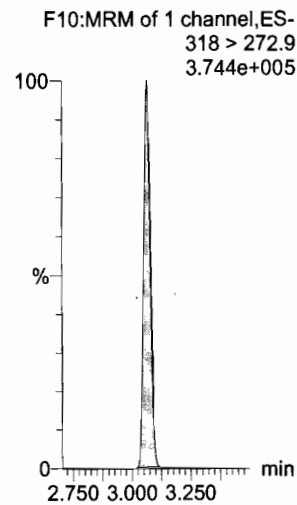
N-EtFOSE



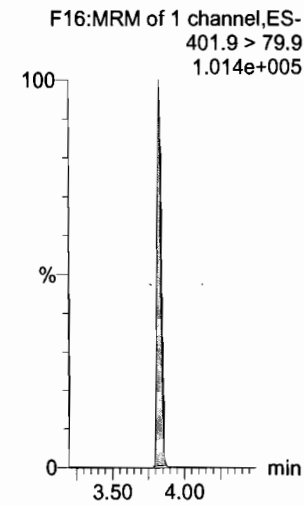
13C4-PFBA



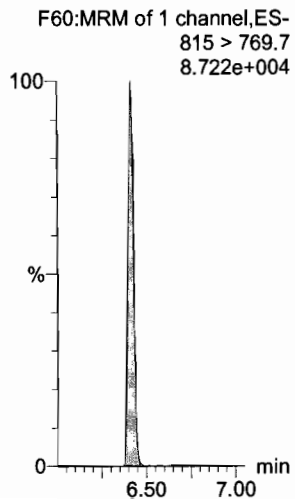
13C5-PFHxA



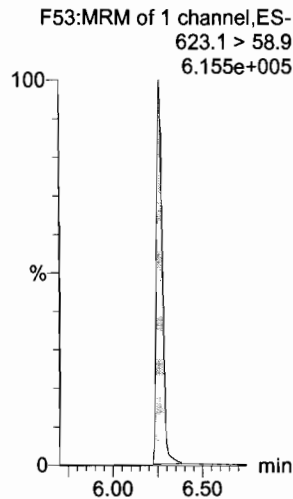
13C3-PFHxS



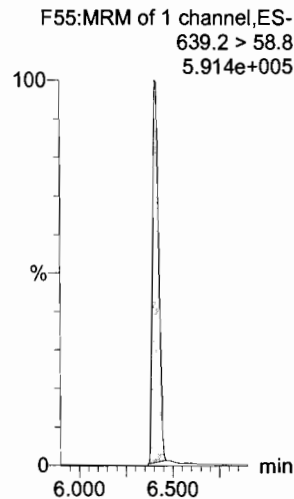
13C2-PFHxDA



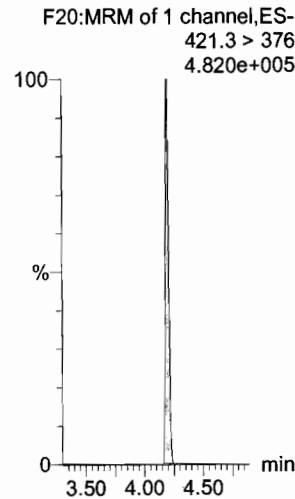
d7-N-MeFOSE



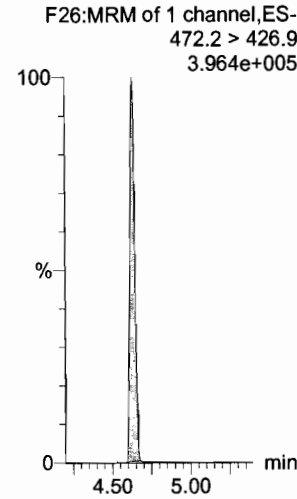
d9-N-EtFOSE



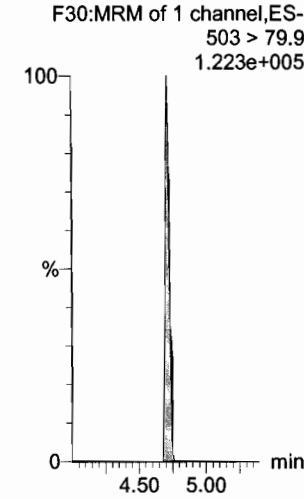
13C8-PFOA



13C9-PFNA



13C4-PFOS



Dataset: F:\Projects\PFAS.PRO\Results\180118M1\180118M1-CRV.qld

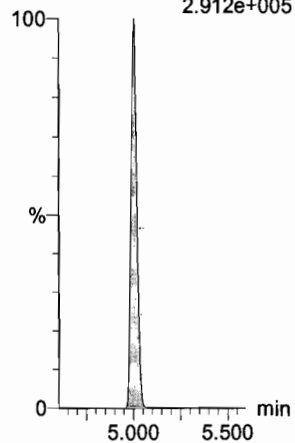
Last Altered: Thursday, January 18, 2018 19:20:02 Pacific Standard Time

Printed: Friday, January 19, 2018 08:46:00 Pacific Standard Time

Name: 180118M1_7, Date: 18-Jan-2018, Time: 16:34:06, ID: ST180118M1-6 PFC CS3 18A0811, Description: PFC CS3 18A0811


13C6-PFDA

F37:MRM of 1 channel,ES-
519.1 > 473.7
2.912e+005



13C7-PFUdA

F45:MRM of 1 channel,ES-
570.1 > 524.8
4.767e+005

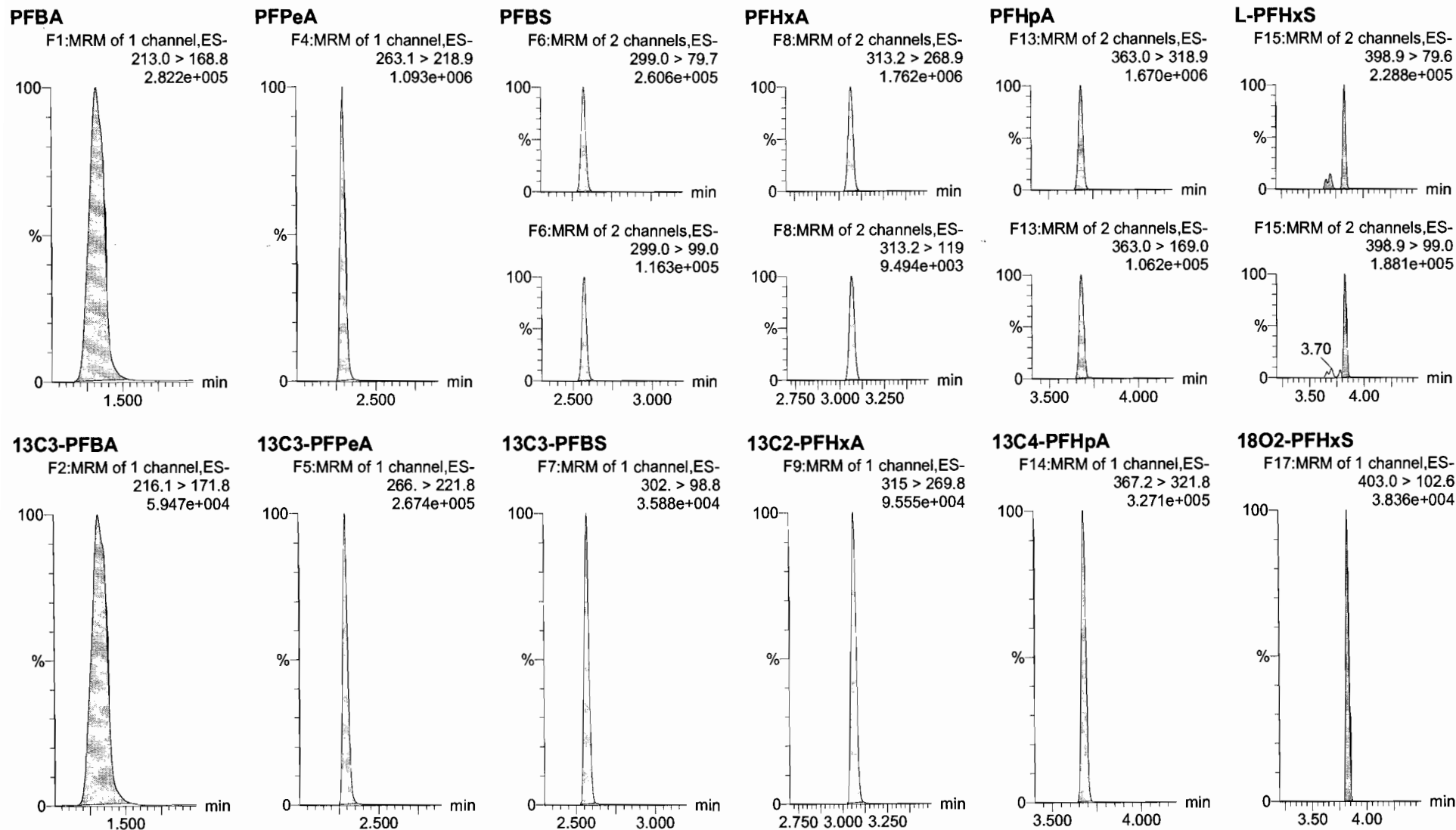


Dataset: F:\Projects\PFAS.PRO\Results\180118M1\180118M1-CRV.qld

Last Altered: Thursday, January 18, 2018 19:20:02 Pacific Standard Time

Printed: Friday, January 19, 2018 08:46:00 Pacific Standard Time

Name: 180118M1_8, Date: 18-Jan-2018, Time: 16:45:33, ID: ST180118M1-7 PFC CS4 18A0812, Description: PFC CS4 18A0812



Dataset: F:\Projects\PFAS.PRO\Results\180118M1\180118M1-CRV.qld

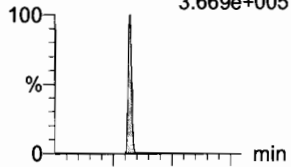
Last Altered: Thursday, January 18, 2018 19:20:02 Pacific Standard Time

Printed: Friday, January 19, 2018 08:46:00 Pacific Standard Time

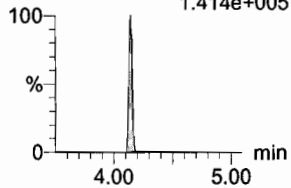
Name: 180118M1_8, Date: 18-Jan-2018, Time: 16:45:33, ID: ST180118M1-7 PFC CS4 18A0812, Description: PFC CS4 18A0812

6:2 FTS

F21:MRM of 2 channels,ES-
427.1 > 407
3.669e+005

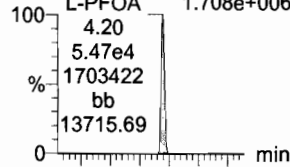


F21:MRM of 2 channels,ES-
427.1 > 80
1.414e+005

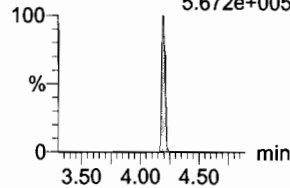


L-PFOA

F18:MRM of 2 channels,ES-
413 > 368.7
1.708e+006

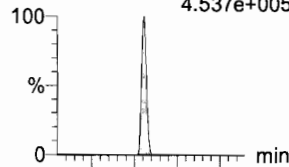


F18:MRM of 2 channels,ES-
413 > 169
5.672e+005

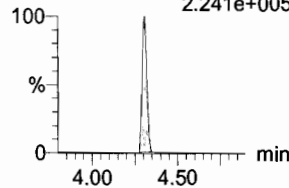


PFHpS

F23:MRM of 2 channels,ES-
449 > 80.0
4.537e+005

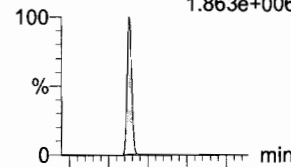


F23:MRM of 2 channels,ES-
449 > 98.7
2.241e+005

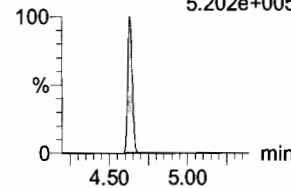


PFNA

F24:MRM of 2 channels,ES-
463.0 > 418.8
1.863e+006

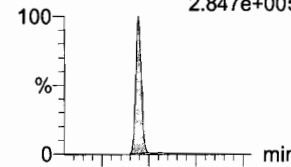


F24:MRM of 2 channels,ES-
463.0 > 219.0
5.202e+005

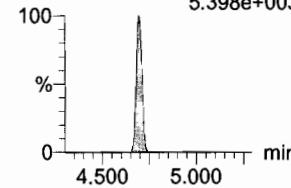


PFOSA

F27:MRM of 2 channels,ES-
498.1 > 77.8
2.847e+005

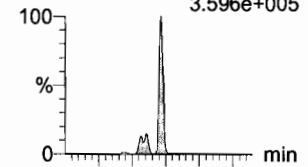


F27:MRM of 2 channels,ES-
498.1 > 478
5.398e+003

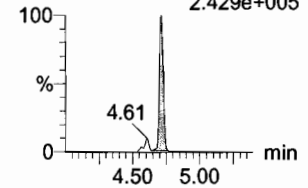


L-PFOS

F29:MRM of 2 channels,ES-
499 > 79.9
3.596e+005

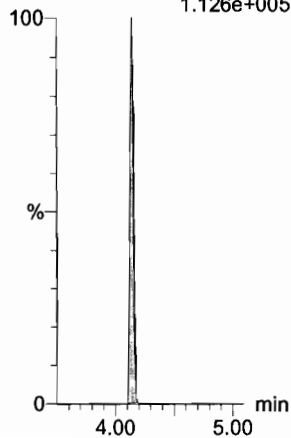


F29:MRM of 2 channels,ES-
499 > 99
2.429e+005



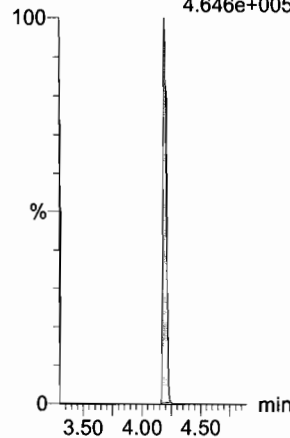
13C2-6:2 FTS

F22:MRM of 1 channel,ES-
429.1 > 408.9
1.126e+005



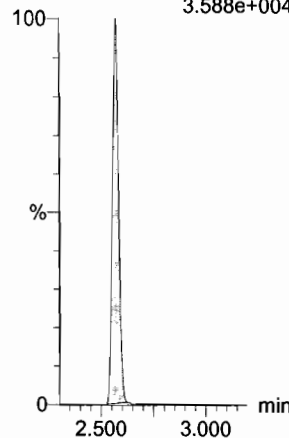
13C2-PFOA

F19:MRM of 1 channel,ES-
414.9 > 369.7
4.646e+005



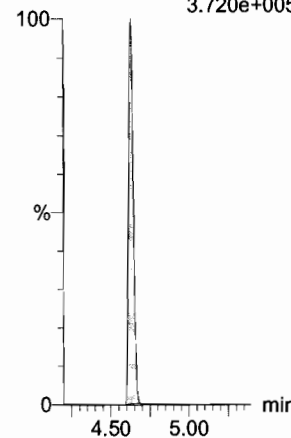
13C3-PFBS

F7:MRM of 1 channel,ES-
302. > 98.8
3.588e+004



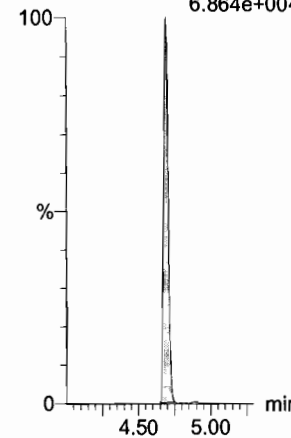
13C5-PFNA

F25:MRM of 1 channel,ES-
468.2 > 422.9
3.720e+005



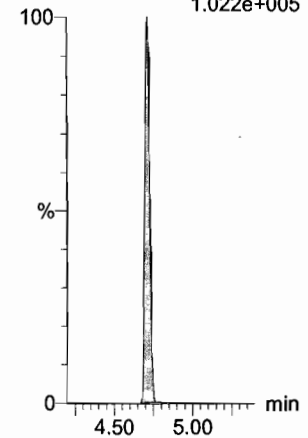
13C8-PFOA

F31:MRM of 1 channel,ES-
506.1 > 77.7
6.864e+004



13C8-PFOS

F32:MRM of 1 channel,ES-
507.0 > 79.9
1.022e+005



Dataset: F:\Projects\PFAS.PRO\Results\180118M1\180118M1-CRV.qld


Last Altered: Thursday, January 18, 2018 19:20:02 Pacific Standard Time

Printed: Friday, January 19, 2018 08:46:00 Pacific Standard Time

Name: 180118M1_8, Date: 18-Jan-2018, Time: 16:45:33, ID: ST180118M1-7 PFC CS4 18A0812, Description: PFC CS4 18A0812

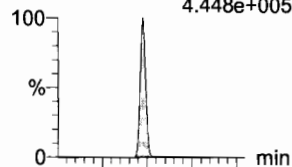
PFDA

F34:MRM of 2 channels,ES-
513 > 468.8
1.720e+006



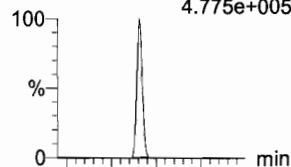
8:2 FTS

F39:MRM of 2 channels,ES-
527 > 506.9
4.448e+005



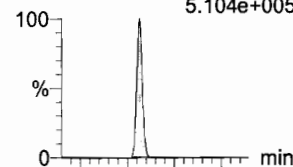
N-MeFOSAA

F44:MRM of 2 channels,ES-
570.1 > 419
4.775e+005



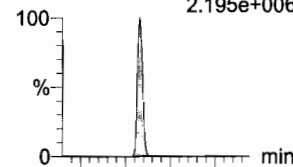
N-EtFOSAA

F47:MRM of 2 channels,ES-
584.2 > 419
5.104e+005



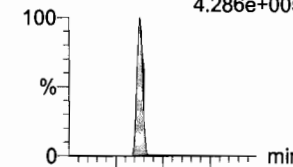
PFUdA

F42:MRM of 2 channels,ES-
563.0 > 518.9
2.195e+006

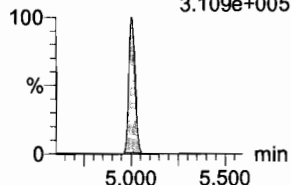


PFDS

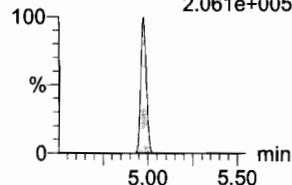
F49:MRM of 2 channels,ES-
598.8 > 80
4.286e+005



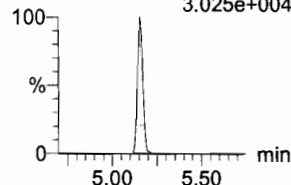
F34:MRM of 2 channels,ES-
513 > 219
3.109e+005



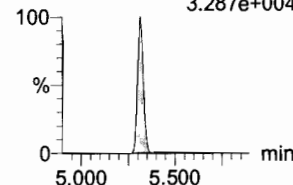
F39:MRM of 2 channels,ES-
527 > 80
2.061e+005



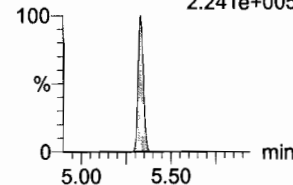
F44:MRM of 2 channels,ES-
570.1 > 483.0
3.025e+004



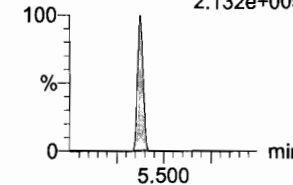
F47:MRM of 2 channels,ES-
584.2 > 483.0
3.287e+004



F42:MRM of 2 channels,ES-
563.0 > 269
2.241e+005

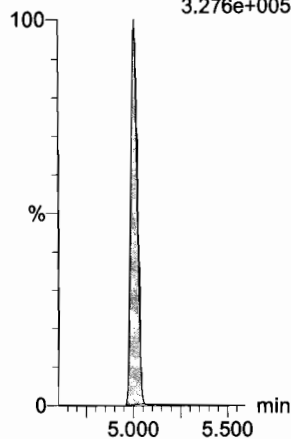


F49:MRM of 2 channels,ES-
598.8 > 98.7
2.132e+005



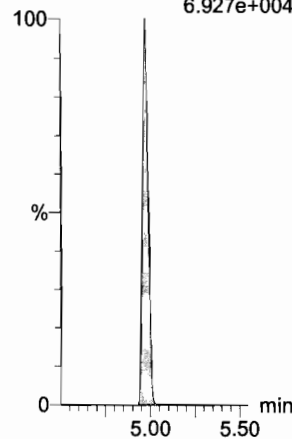
13C2-PFDA

F35:MRM of 1 channel,ES-
515.1 > 469.9
3.276e+005



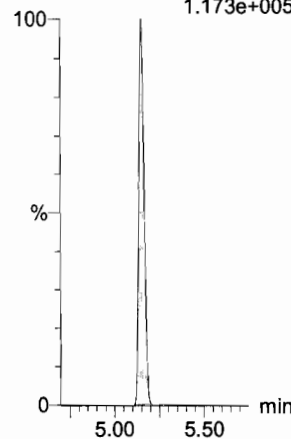
13C2-8:2 FTS

F40:MRM of 1 channel,ES-
529.1 > 508.7
6.927e+004



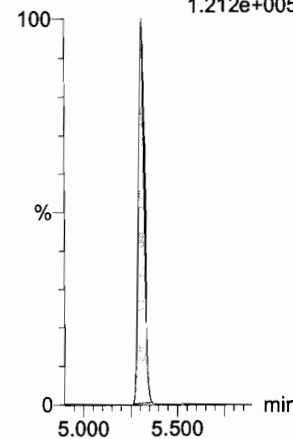
d3-N-MeFOSAA

F46:MRM of 1 channel,ES-
573.3 > 419
1.173e+005



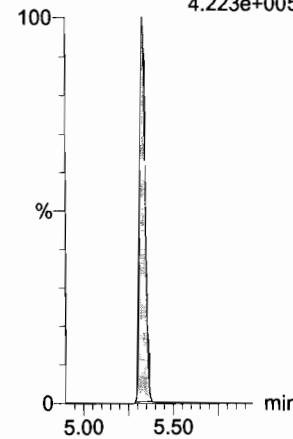
d5-N-EtFOSAA

F48:MRM of 1 channel,ES-
589.3 > 419
1.212e+005



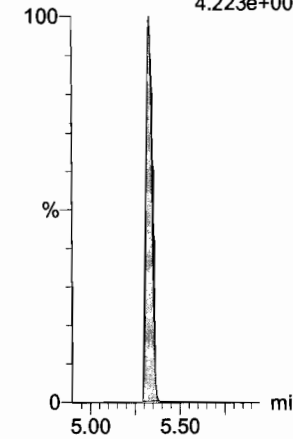
13C2-PFUdA

F43:MRM of 1 channel,ES-
565 > 519.8
4.223e+005



13C2-PFUDa

F43:MRM of 1 channel,ES-
565 > 519.8
4.223e+005

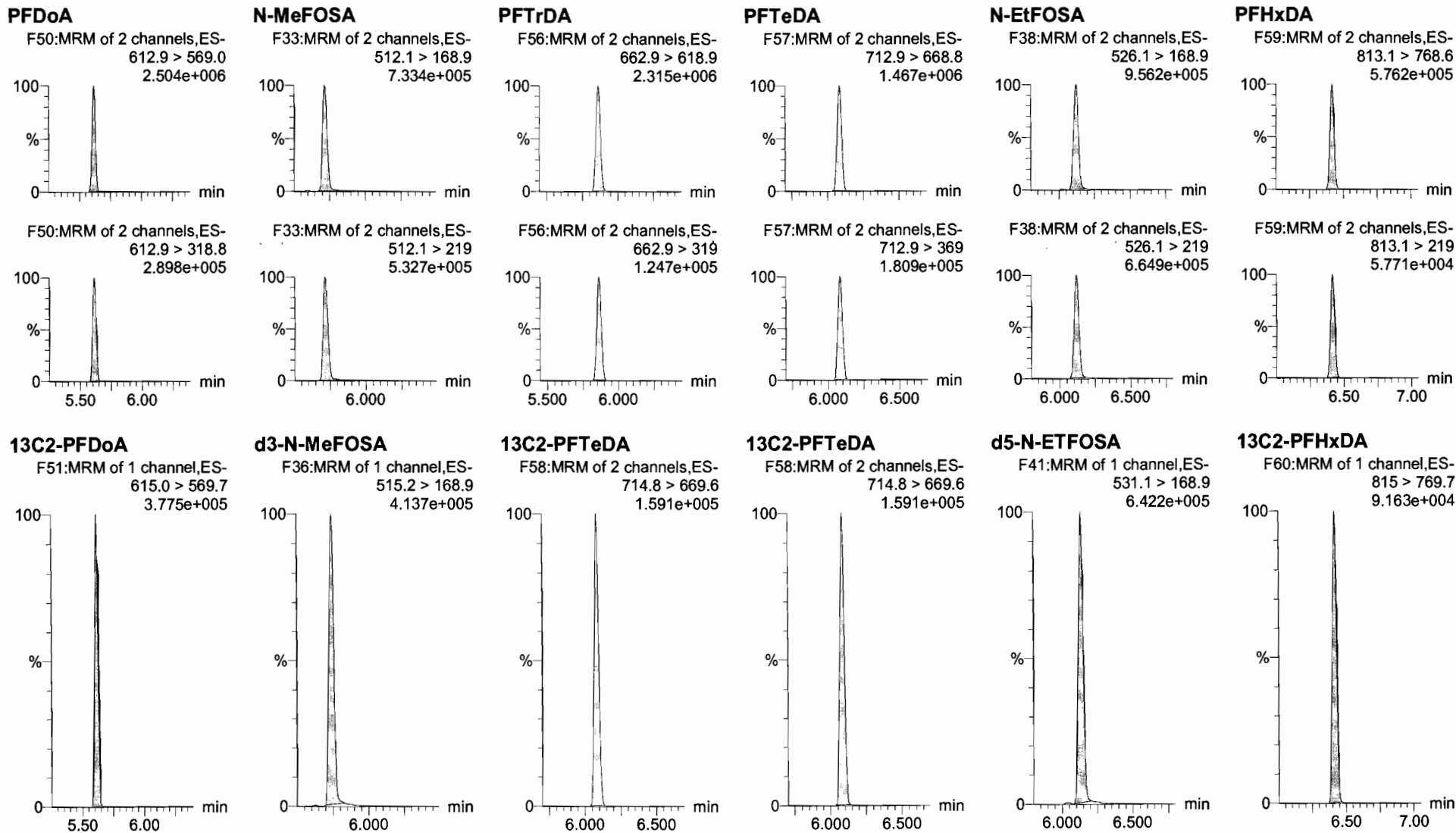


Dataset: F:\Projects\PFAS.PRO\Results\180118M1\180118M1-CRV.qld

Last Altered: Thursday, January 18, 2018 19:20:02 Pacific Standard Time

Printed: Friday, January 19, 2018 08:46:00 Pacific Standard Time

Name: 180118M1_8, Date: 18-Jan-2018, Time: 16:45:33, ID: ST180118M1-7 PFC CS4 18A0812, Description: PFC CS4 18A0812

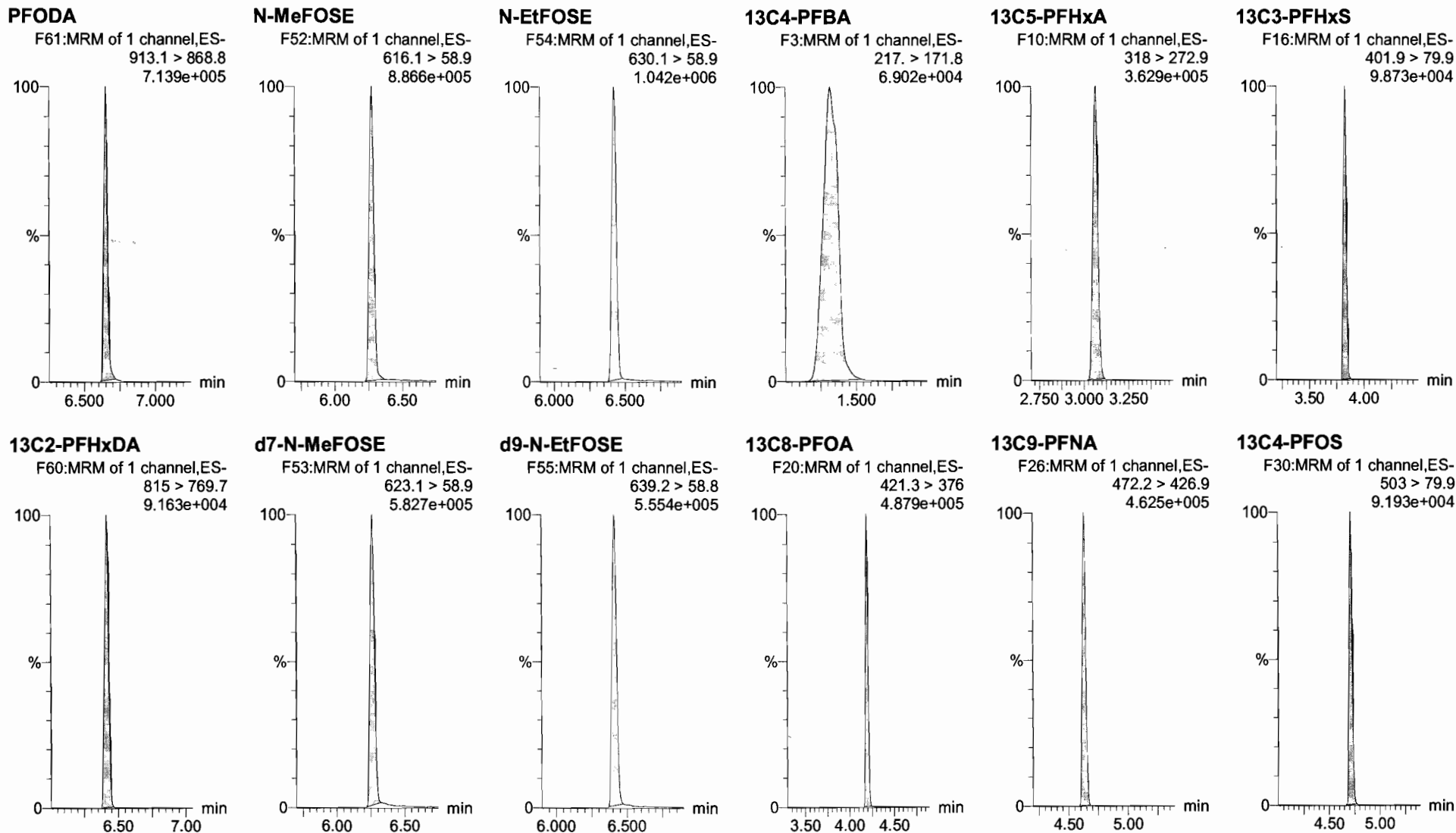


Dataset: F:\Projects\PFAS.PRO\Results\180118M1\180118M1-CRV.qld

Last Altered: Thursday, January 18, 2018 19:20:02 Pacific Standard Time

Printed: Friday, January 19, 2018 08:46:00 Pacific Standard Time

Name: 180118M1_8, Date: 18-Jan-2018, Time: 16:45:33, ID: ST180118M1-7 PFC CS4 18A0812, Description: PFC CS4 18A0812



Dataset: F:\Projects\PFAS.PRO\Results\180118M1\180118M1-CRV.qld

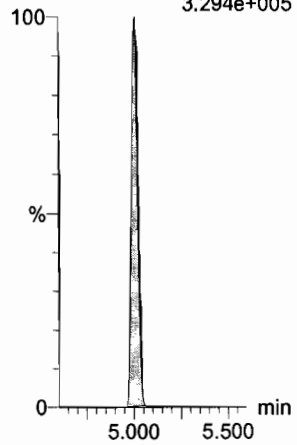
Last Altered: Thursday, January 18, 2018 19:20:02 Pacific Standard Time

Printed: Friday, January 19, 2018 08:46:00 Pacific Standard Time

Name: 180118M1_8, Date: 18-Jan-2018, Time: 16:45:33, ID: ST180118M1-7 PFC CS4 18A0812, Description: PFC CS4 18A0812

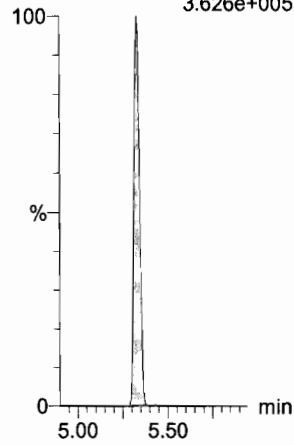
13C6-PFDA

F37:MRM of 1 channel,ES-
519.1 > 473.7
3.294e+005



13C7-PFUdA

F45:MRM of 1 channel,ES-
570.1 > 524.8
3.626e+005



Dataset: F:\Projects\PFAS.PRO\Results\180118M1\180118M1-CRV.qld

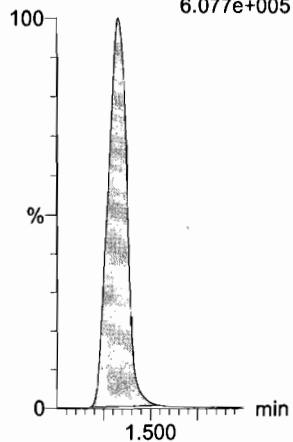
Last Altered: Thursday, January 18, 2018 19:20:02 Pacific Standard Time

Printed: Friday, January 19, 2018 08:46:00 Pacific Standard Time

Name: 180118M1_9, Date: 18-Jan-2018, Time: 16:57:03, ID: ST180118M1-8 PFC CS5 18A0813, Description: PFC CS5 18A0813

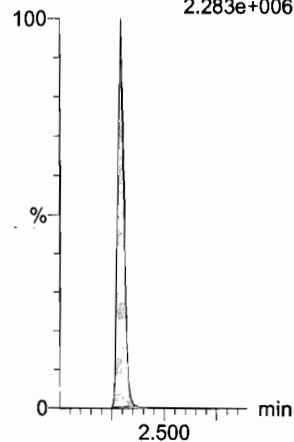
PFBA

F1:MRM of 1 channel,ES-
213.0 > 168.8
6.077e+005



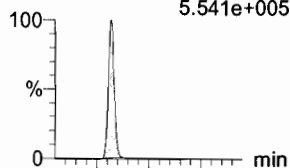
PFPeA

F4:MRM of 1 channel,ES-
263.1 > 218.9
2.283e+006

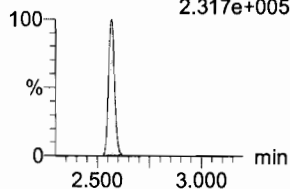


PFBS

F6:MRM of 2 channels,ES-
299.0 > 79.7
5.541e+005



F6:MRM of 2 channels,ES-
299.0 > 99.0
2.317e+005

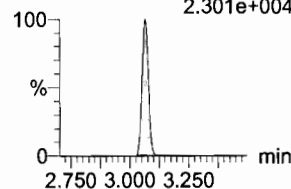


PFHxA

F8:MRM of 2 channels,ES-
313.2 > 268.9
3.255e+006

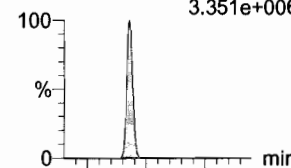


F8:MRM of 2 channels,ES-
313.2 > 119
2.301e+004

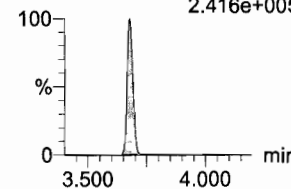


PFHpA

F13:MRM of 2 channels,ES-
363.0 > 318.9
3.351e+006

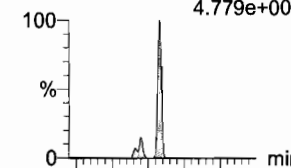


F13:MRM of 2 channels,ES-
363.0 > 169.0
2.416e+005

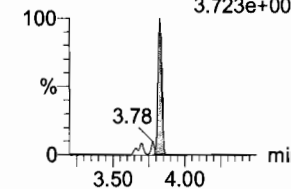


L-PFHxS

F15:MRM of 2 channels,ES-
398.9 > 79.6
4.779e+005

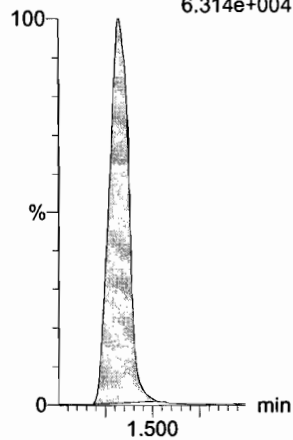


F15:MRM of 2 channels,ES-
398.9 > 99.0
3.723e+005



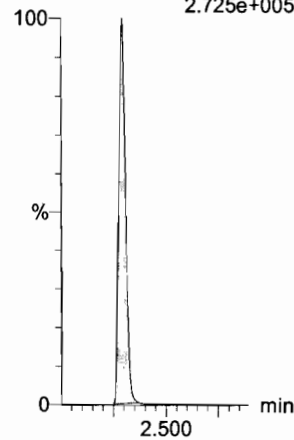
13C3-PFBA

F2:MRM of 1 channel,ES-
216.1 > 171.8
6.314e+004



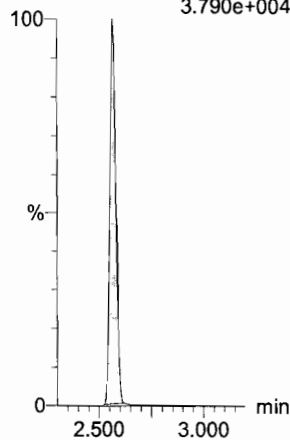
13C3-PFPeA

F5:MRM of 1 channel,ES-
266. > 221.8
2.725e+005



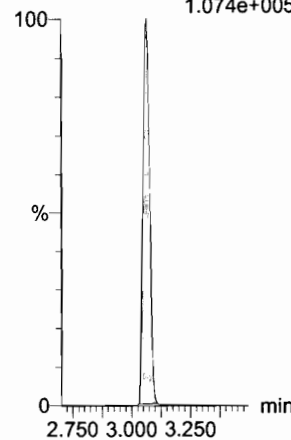
13C3-PFBS

F7:MRM of 1 channel,ES-
302. > 98.8
3.790e+004



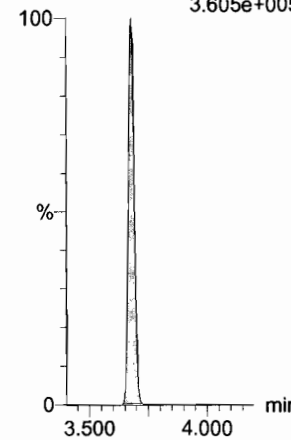
13C2-PFHxA

F9:MRM of 1 channel,ES-
315 > 269.8
1.074e+005



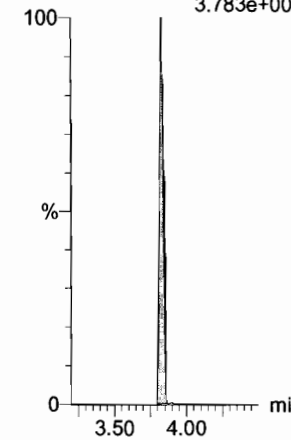
13C4-PFHpA

F14:MRM of 1 channel,ES-
367.2 > 321.8
3.605e+005



18O2-PFHxS

F17:MRM of 1 channel,ES-
403.0 > 102.6
3.783e+004



Dataset: F:\Projects\PFAS.PRO\Results\180118M1\180118M1-CRV.qld

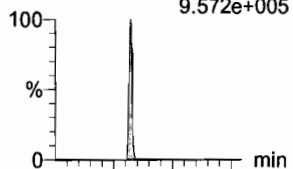
Last Altered: Thursday, January 18, 2018 19:20:02 Pacific Standard Time

Printed: Friday, January 19, 2018 08:46:00 Pacific Standard Time

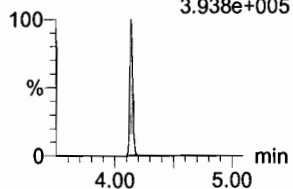
Name: 180118M1_9, Date: 18-Jan-2018, Time: 16:57:03, ID: ST180118M1-8 PFC CS5 18A0813, Description: PFC CS5 18A0813

6:2 FTS

F21:MRM of 2 channels,ES-
427.1 > 407
9.572e+005

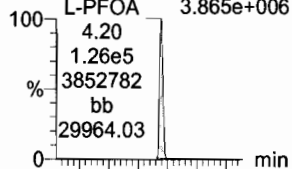


F21:MRM of 2 channels,ES-
427.1 > 80
3.938e+005




L-PFOA

F18:MRM of 2 channels,ES-
413 > 368.7
3.865e+006

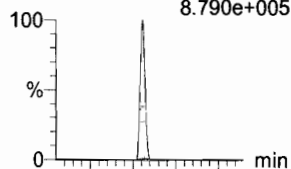


F18:MRM of 2 channels,ES-
413 > 169
1.242e+006

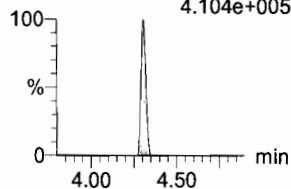


PFHpS

F23:MRM of 2 channels,ES-
449 > 80.0
8.790e+005

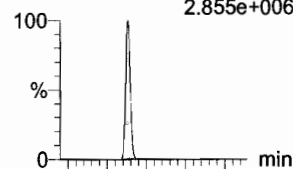


F23:MRM of 2 channels,ES-
449 > 98.7
4.104e+005

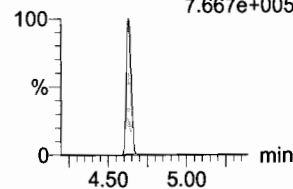


PFNA

F24:MRM of 2 channels,ES-
463.0 > 418.8
2.855e+006

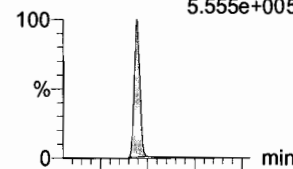


F24:MRM of 2 channels,ES-
463.0 > 219.0
7.667e+005

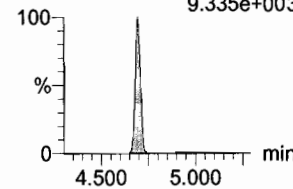


PFOSA

F27:MRM of 2 channels,ES-
498.1 > 77.8
5.555e+005

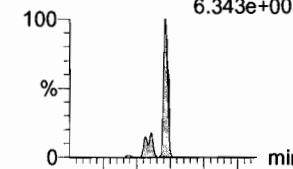


F27:MRM of 2 channels,ES-
498.1 > 478
9.335e+003

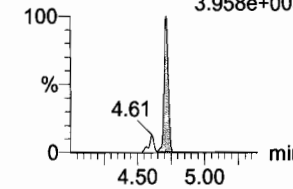


L-PFOS

F29:MRM of 2 channels,ES-
499 > 79.9
6.343e+005

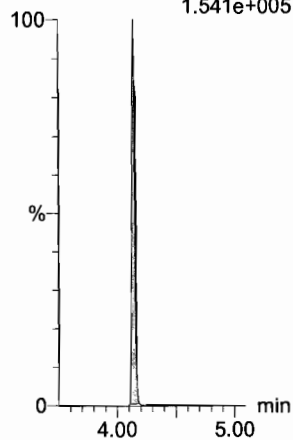


F29:MRM of 2 channels,ES-
499 > 99
3.958e+005




13C2-6:2 FTS

F22:MRM of 1 channel,ES-
429.1 > 408.9
1.541e+005




13C2-PFOA

F19:MRM of 1 channel,ES-
414.9 > 369.7
4.552e+005



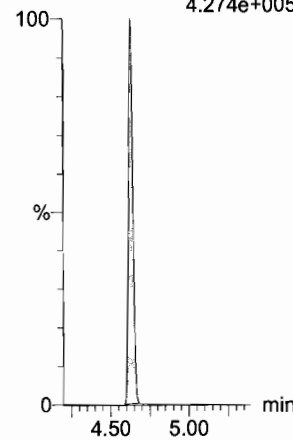
13C3-PFBS

F7:MRM of 1 channel,ES-
302. > 98.8
3.790e+004



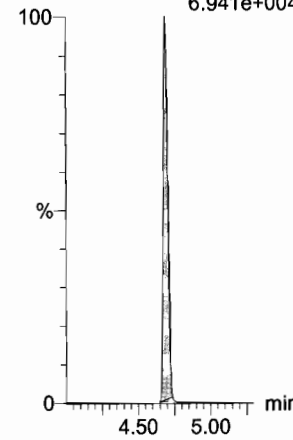
13C5-PFNA

F25:MRM of 1 channel,ES-
468.2 > 422.9
4.274e+005




13C8-PFOA

F31:MRM of 1 channel,ES-
506.1 > 77.7
6.941e+004



13C8-PFOS

F32:MRM of 1 channel,ES-
507.0 > 79.9
8.943e+004

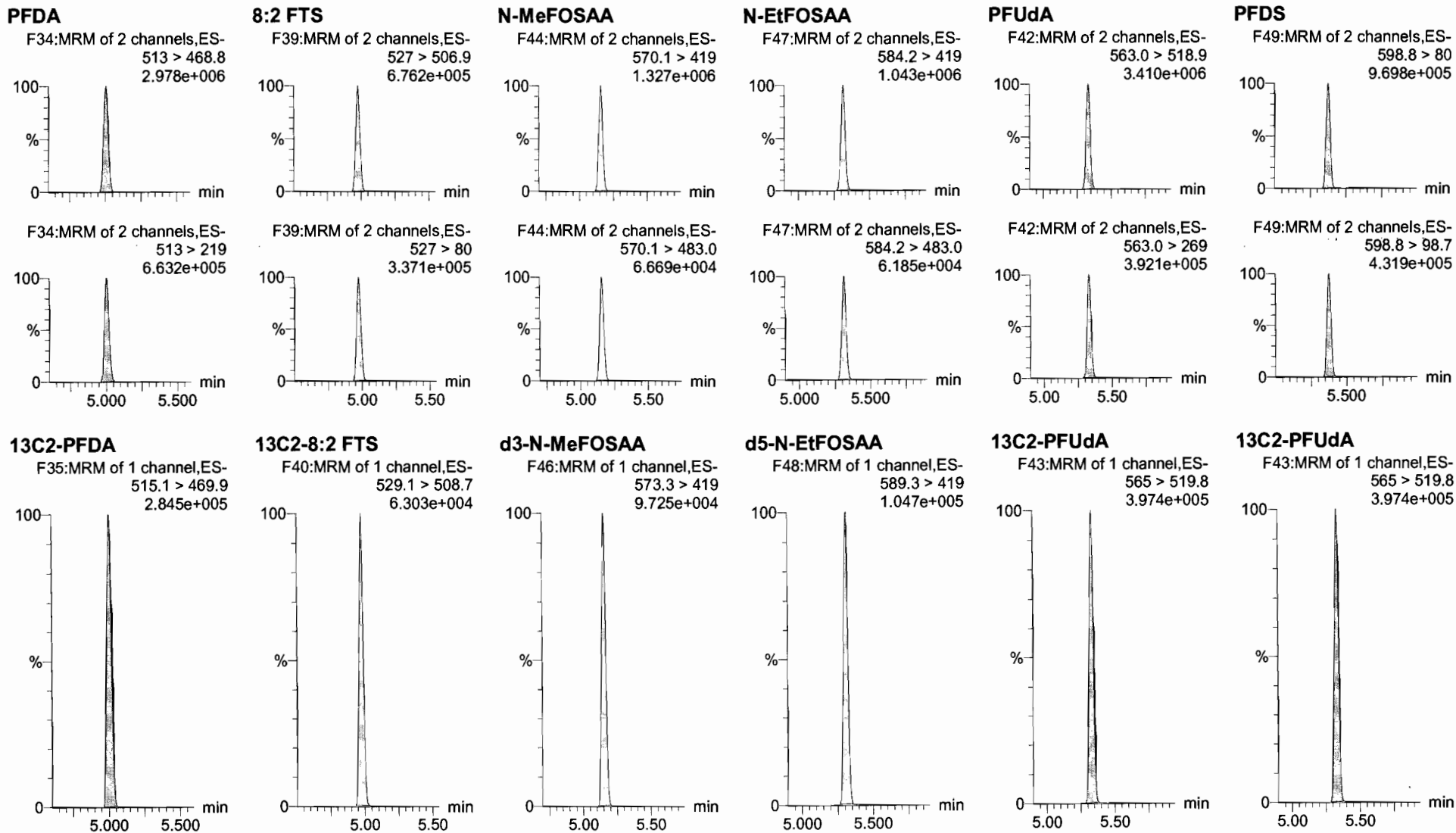


Dataset: F:\Projects\PFAS.PRO\Results\180118M1\180118M1-CRV.qld

Last Altered: Thursday, January 18, 2018 19:20:02 Pacific Standard Time

Printed: Friday, January 19, 2018 08:46:00 Pacific Standard Time

Name: 180118M1_9, Date: 18-Jan-2018, Time: 16:57:03, ID: ST180118M1-8 PFC CS5 18A0813, Description: PFC CS5 18A0813

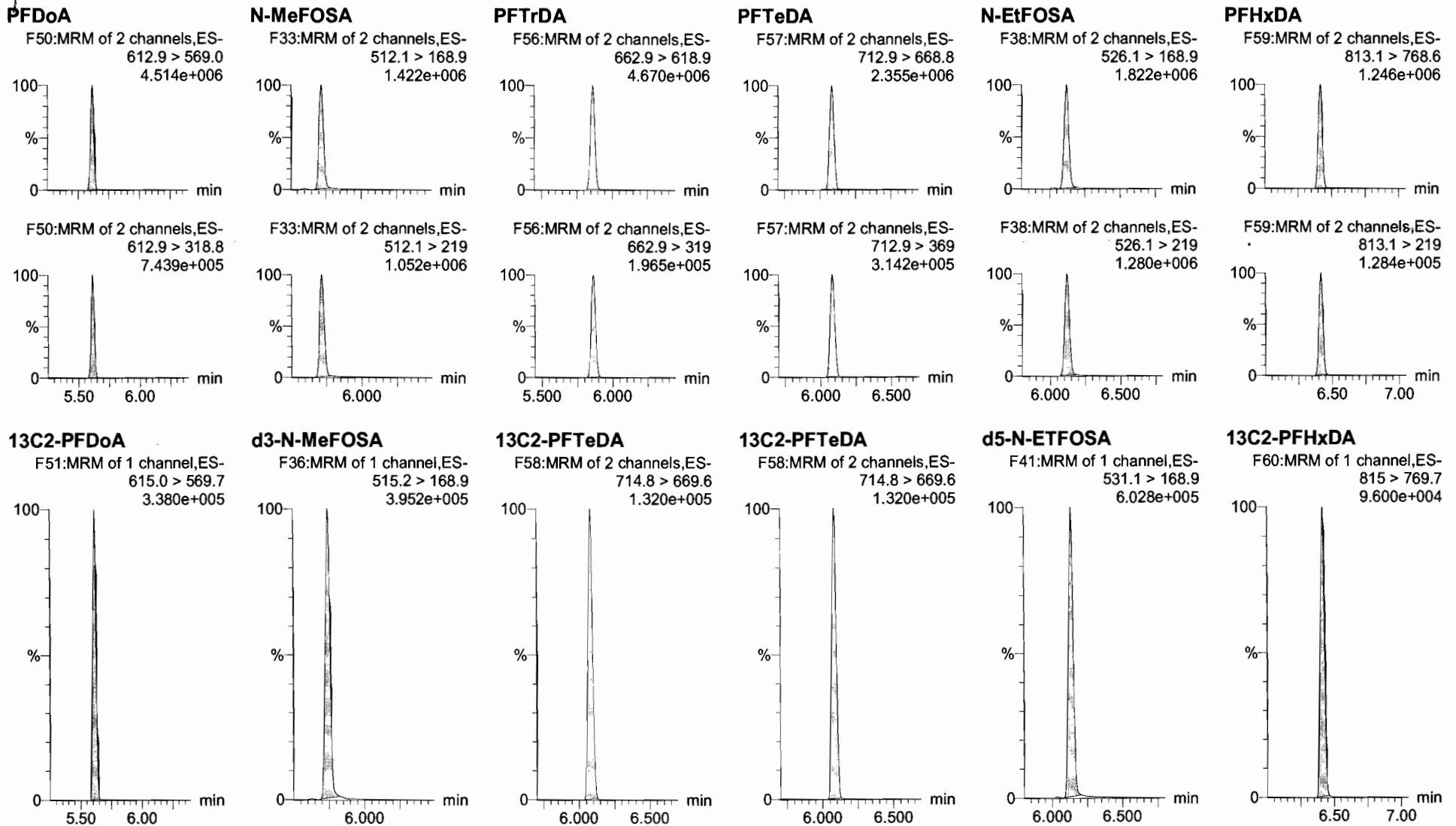


Dataset: F:\Projects\PFAS.PRO\Results\180118M1\180118M1-CRV.qld

Last Altered: Thursday, January 18, 2018 19:20:02 Pacific Standard Time

Printed: Friday, January 19, 2018 08:46:00 Pacific Standard Time

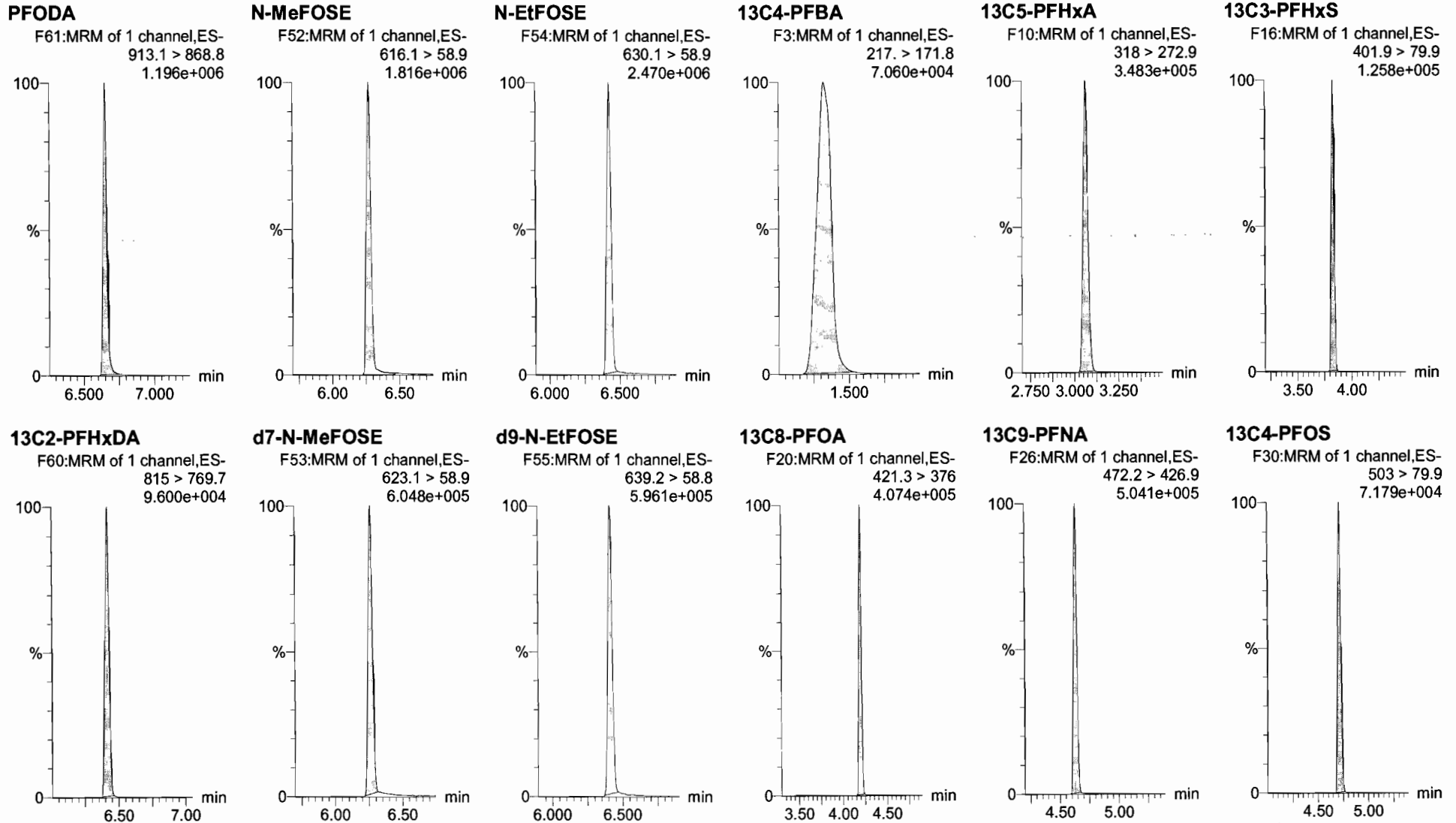
Name: 180118M1_9, Date: 18-Jan-2018, Time: 16:57:03, ID: ST180118M1-8 PFC CS5 18A0813, Description: PFC CS5 18A0813



Dataset: F:\Projects\PFAS.PRO\Results\180118M1\180118M1-CRV.qld

Last Altered: Thursday, January 18, 2018 19:20:02 Pacific Standard Time
Printed: Friday, January 19, 2018 08:46:00 Pacific Standard Time

Name: 180118M1_9, Date: 18-Jan-2018, Time: 16:57:03, ID: ST180118M1-8 PFC CS5 18A0813, Description: PFC CS5 18A0813



Dataset: F:\Projects\PFAS.PRO\Results\180118M1\180118M1-CRV.qld

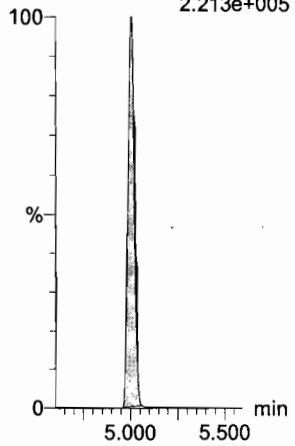
Last Altered: Thursday, January 18, 2018 19:20:02 Pacific Standard Time

Printed: Friday, January 19, 2018 08:46:00 Pacific Standard Time

Name: 180118M1_9, Date: 18-Jan-2018, Time: 16:57:03, ID: ST180118M1-8 PFC CS5 18A0813, Description: PFC CS5 18A0813

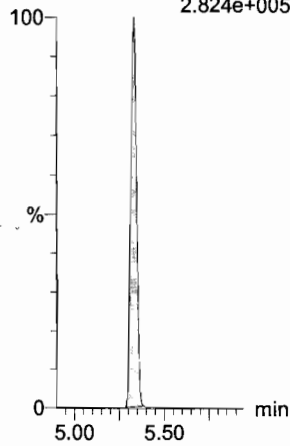
13C6-PFDA

F37:MRM of 1 channel,ES-
519.1 > 473.7
2.213e+005



13C7-PFUdA

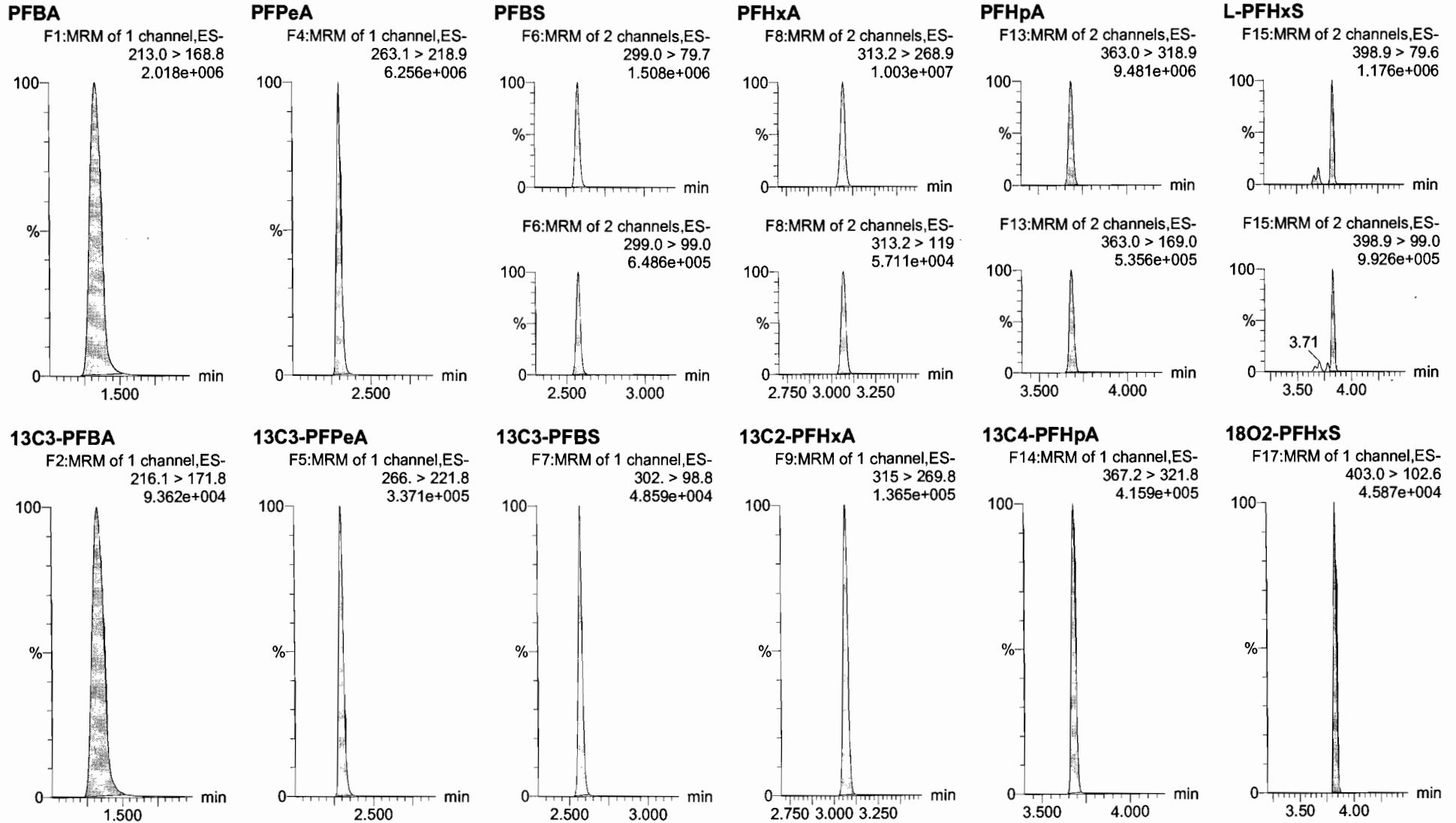
F45:MRM of 1 channel,ES-
570.1 > 524.8
2.824e+005



Dataset: F:\Projects\PFAS.PRO\Results\180118M1\180118M1-CRV.qld

Last Altered: Thursday, January 18, 2018 19:20:02 Pacific Standard Time
Printed: Friday, January 19, 2018 08:46:00 Pacific Standard Time

Name: 180118M1_10, Date: 18-Jan-2018, Time: 17:08:30, ID: ST180118M1-9 PFC CS6 18A0814, Description: PFC CS6 18A0814



Dataset: F:\Projects\PFAS.PRO\Results\180118M1\180118M1-CRV.qld

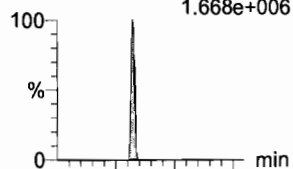
Last Altered: Thursday, January 18, 2018 19:20:02 Pacific Standard Time

Printed: Friday, January 19, 2018 08:46:00 Pacific Standard Time

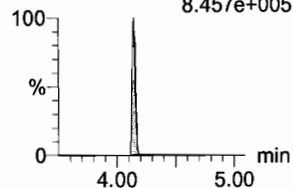
Name: 180118M1_10, Date: 18-Jan-2018, Time: 17:08:30, ID: ST180118M1-9 PFC CS6 18A0814, Description: PFC CS6 18A0814

6:2 FTS

F21:MRM of 2 channels,ES-
427.1 > 407
1.668e+006

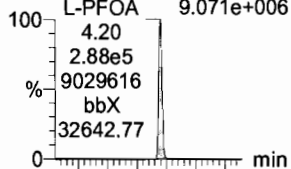


F21:MRM of 2 channels,ES-
427.1 > 80
8.457e+005




L-PFOA

F18:MRM of 2 channels,ES-
413 > 368.7
9.071e+006

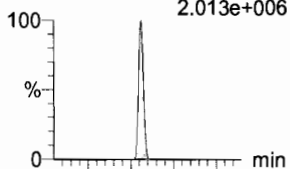


F18:MRM of 2 channels,ES-
413 > 169
2.395e+006

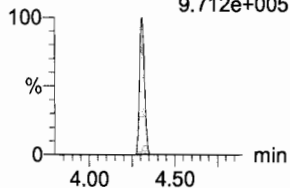


PFHpS

F23:MRM of 2 channels,ES-
449 > 80.0
2.013e+006

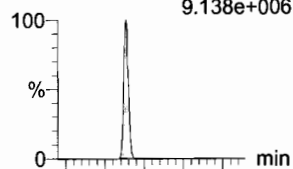


F23:MRM of 2 channels,ES-
449 > 98.7
9.712e+005

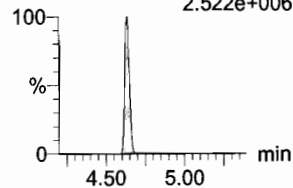


PFNA

F24:MRM of 2 channels,ES-
463.0 > 418.8
9.138e+006

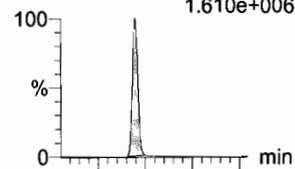


F24:MRM of 2 channels,ES-
463.0 > 219.0
2.522e+006

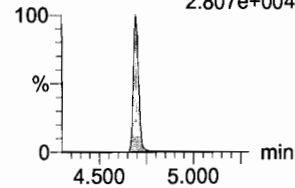


PFOSA

F27:MRM of 2 channels,ES-
498.1 > 77.8
1.610e+006

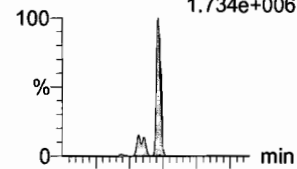


F27:MRM of 2 channels,ES-
498.1 > 478
2.807e+004

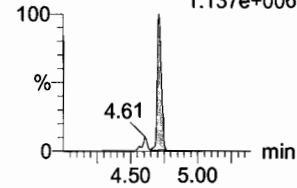


L-PFOS

F29:MRM of 2 channels,ES-
499 > 79.9
1.734e+006

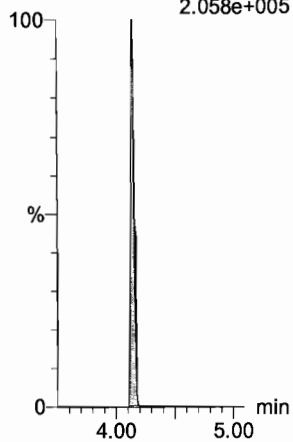


F29:MRM of 2 channels,ES-
499 > 99
1.137e+006



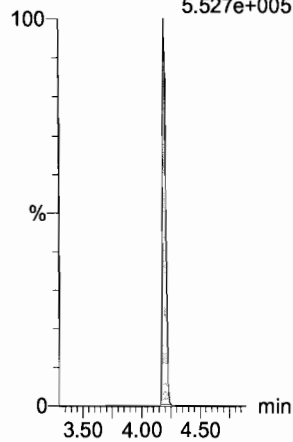
13C2-6:2 FTS

F22:MRM of 1 channel,ES-
429.1 > 408.9
2.058e+005



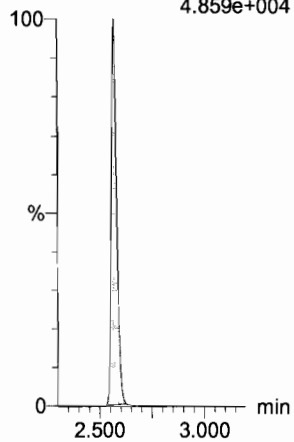
13C2-PFOA

F19:MRM of 1 channel,ES-
414.9 > 369.7
5.527e+005



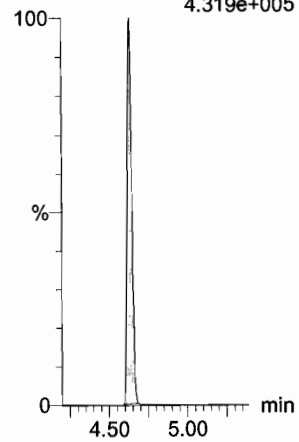
13C3-PFBS

F7:MRM of 1 channel,ES-
302. > 98.8
4.859e+004



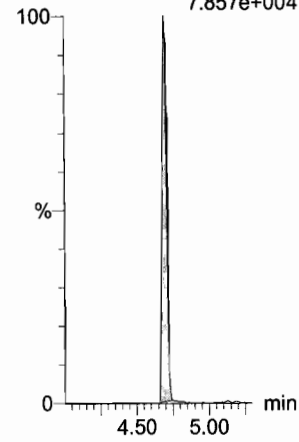
13C5-PFNA

F25:MRM of 1 channel,ES-
468.2 > 422.9
4.319e+005



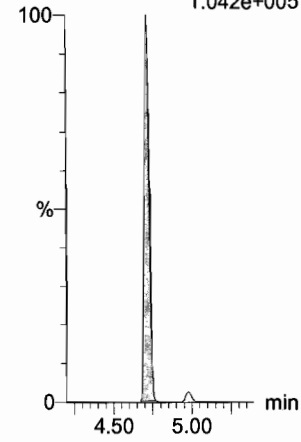
13C8-PFOSA

F31:MRM of 1 channel,ES-
506.1 > 77.7
7.857e+004



13C8-PFOS

F32:MRM of 1 channel,ES-
507.0 > 79.9
1.042e+005



Dataset: F:\Projects\PFAS.PRO\Results\180118M1\180118M1-CRV.qld

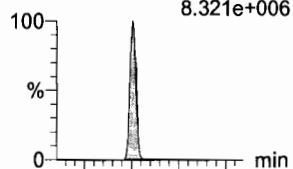
Last Altered: Thursday, January 18, 2018 19:20:02 Pacific Standard Time

Printed: Friday, January 19, 2018 08:46:00 Pacific Standard Time

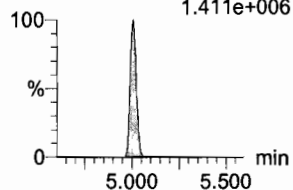
Name: 180118M1_10, Date: 18-Jan-2018, Time: 17:08:30, ID: ST180118M1-9 PFC CS6 18A0814, Description: PFC CS6 18A0814

PFDA

F34:MRM of 2 channels,ES-
513 > 468.8
8.321e+006

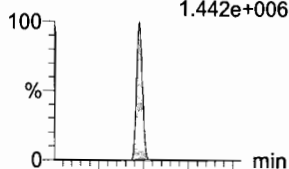


F34:MRM of 2 channels,ES-
513 > 219
1.411e+006

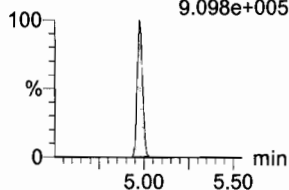


8:2 FTS

F39:MRM of 2 channels,ES-
527 > 506.9
1.442e+006

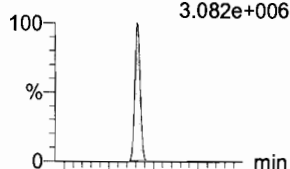


F39:MRM of 2 channels,ES-
527 > 80
9.098e+005

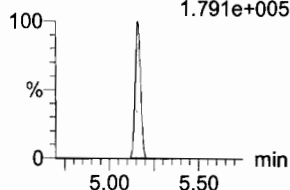


N-MeFOSAA

F44:MRM of 2 channels,ES-
570.1 > 419
3.082e+006

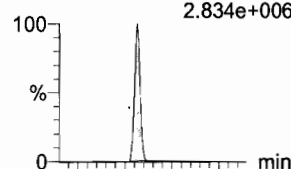


F44:MRM of 2 channels,ES-
570.1 > 483.0
1.791e+005

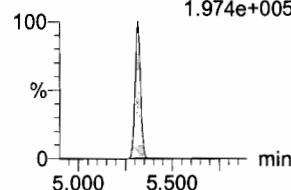


N-EtFOSAA

F47:MRM of 2 channels,ES-
584.2 > 419
2.834e+006

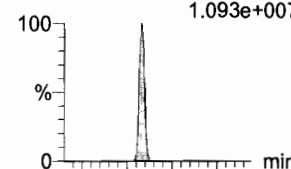


F47:MRM of 2 channels,ES-
584.2 > 483.0
1.974e+005

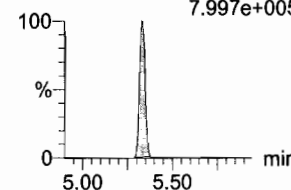


PFUdA

F42:MRM of 2 channels,ES-
563.0 > 518.9
1.093e+007

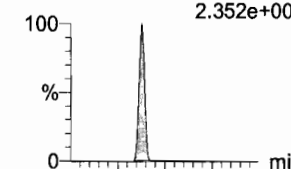


F42:MRM of 2 channels,ES-
563.0 > 269
7.997e+005

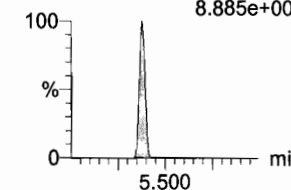


PFDS

F49:MRM of 2 channels,ES-
598.8 > 80
2.352e+006

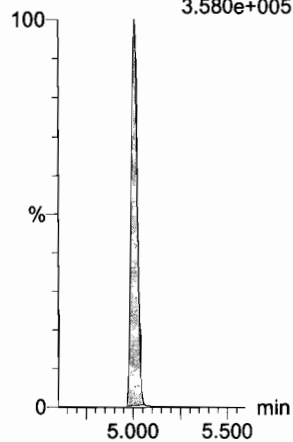


F49:MRM of 2 channels,ES-
598.8 > 98.7
8.885e+005



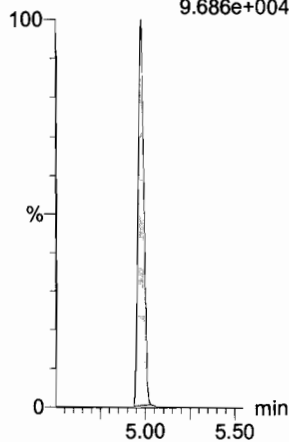
13C2-PFDA

F35:MRM of 1 channel,ES-
515.1 > 469.9
3.580e+005



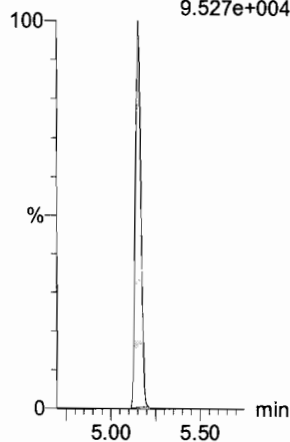
13C2-8:2 FTS

F40:MRM of 1 channel,ES-
529.1 > 508.7
9.686e+004



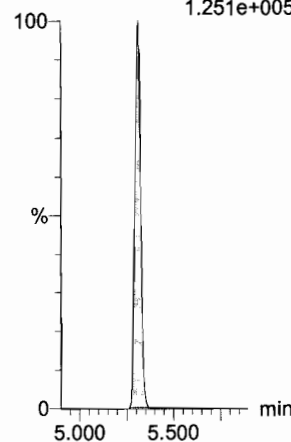
d3-N-MeFOSAA

F46:MRM of 1 channel,ES-
573.3 > 419
9.527e+004



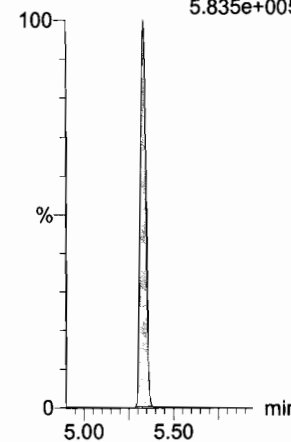
d5-N-EtFOSAA

F48:MRM of 1 channel,ES-
589.3 > 419
1.251e+005



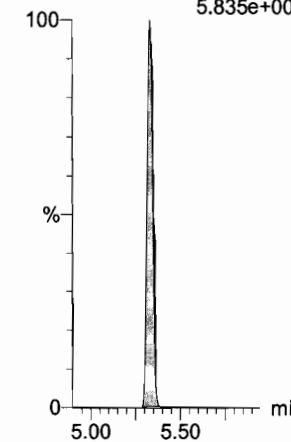
13C2-PFUdA

F43:MRM of 1 channel,ES-
565 > 519.8
5.835e+005



13C2-PFUdA

F43:MRM of 1 channel,ES-
565 > 519.8
5.835e+005



Dataset: F:\Projects\PFAS.PRO\Results\180118M1\180118M1-CRV.qld

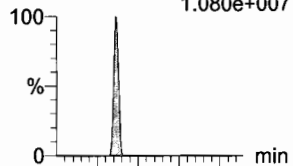
Last Altered: Thursday, January 18, 2018 19:20:02 Pacific Standard Time

Printed: Friday, January 19, 2018 08:46:00 Pacific Standard Time

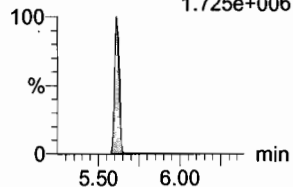
Name: 180118M1_10, Date: 18-Jan-2018, Time: 17:08:30, ID: ST180118M1-9 PFC CS6 18A0814, Description: PFC CS6 18A0814

PFDoA

F50:MRM of 2 channels,ES-
612.9 > 569.0
1.080e+007

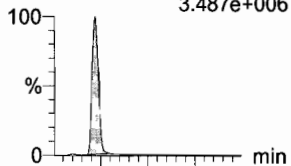


F50:MRM of 2 channels,ES-
612.9 > 318.8
1.725e+006

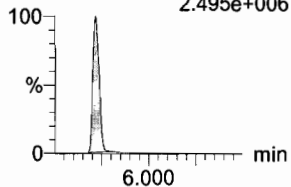


N-MeFOSA

F33:MRM of 2 channels,ES-
512.1 > 168.9
3.487e+006

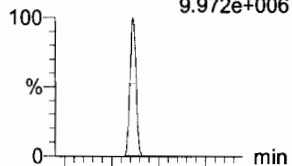


F33:MRM of 2 channels,ES-
512.1 > 219
2.495e+006

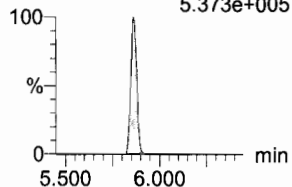


PFTrDA

F56:MRM of 2 channels,ES-
662.9 > 618.9
9.972e+006

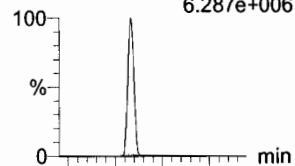


F56:MRM of 2 channels,ES-
662.9 > 319
5.373e+005

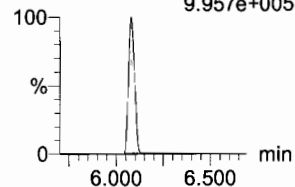


PFTeDA

F57:MRM of 2 channels,ES-
712.9 > 668.8
6.287e+006

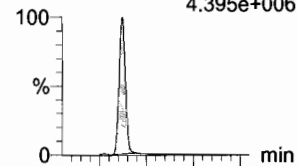


F57:MRM of 2 channels,ES-
712.9 > 369
9.957e+005

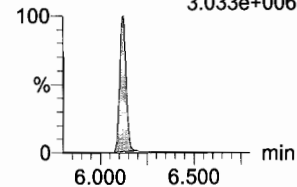


N-EtFOSA

F38:MRM of 2 channels,ES-
526.1 > 168.9
4.395e+006

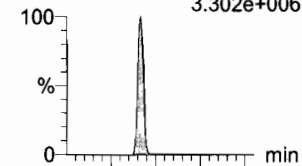


F38:MRM of 2 channels,ES-
526.1 > 219
3.033e+006

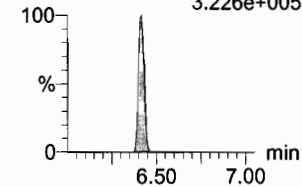


PFHxDA

F59:MRM of 2 channels,ES-
813.1 > 768.6
3.302e+006

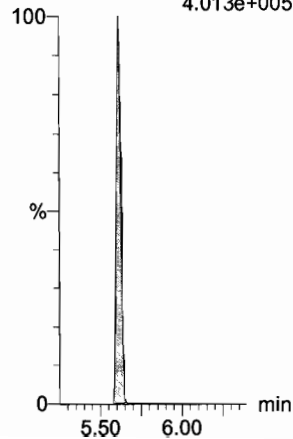


F59:MRM of 2 channels,ES-
813.1 > 219
3.226e+005



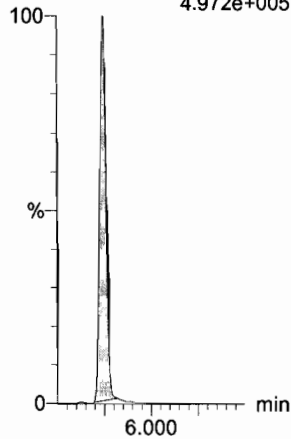
13C2-PFDoA

F51:MRM of 1 channel,ES-
615.0 > 569.7
4.013e+005



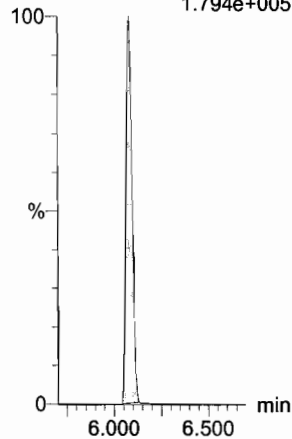
d3-N-MeFOSA

F36:MRM of 1 channel,ES-
515.2 > 168.9
4.972e+005



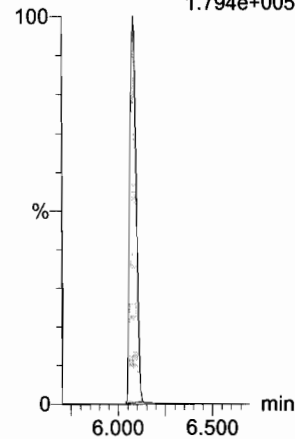
13C2-PFTeDA

F58:MRM of 2 channels,ES-
714.8 > 669.6
1.794e+005



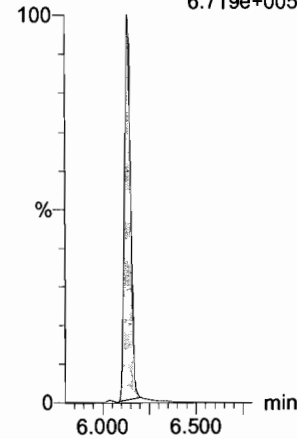
13C2-PFTeDA

F58:MRM of 2 channels,ES-
714.8 > 669.6
1.794e+005



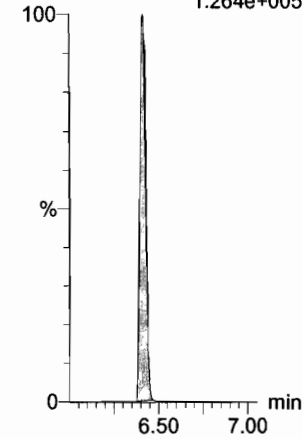
d5-N-ETFOSA

F41:MRM of 1 channel,ES-
531.1 > 168.9
6.719e+005



13C2-PFHxDA

F60:MRM of 1 channel,ES-
815 > 769.7
1.264e+005

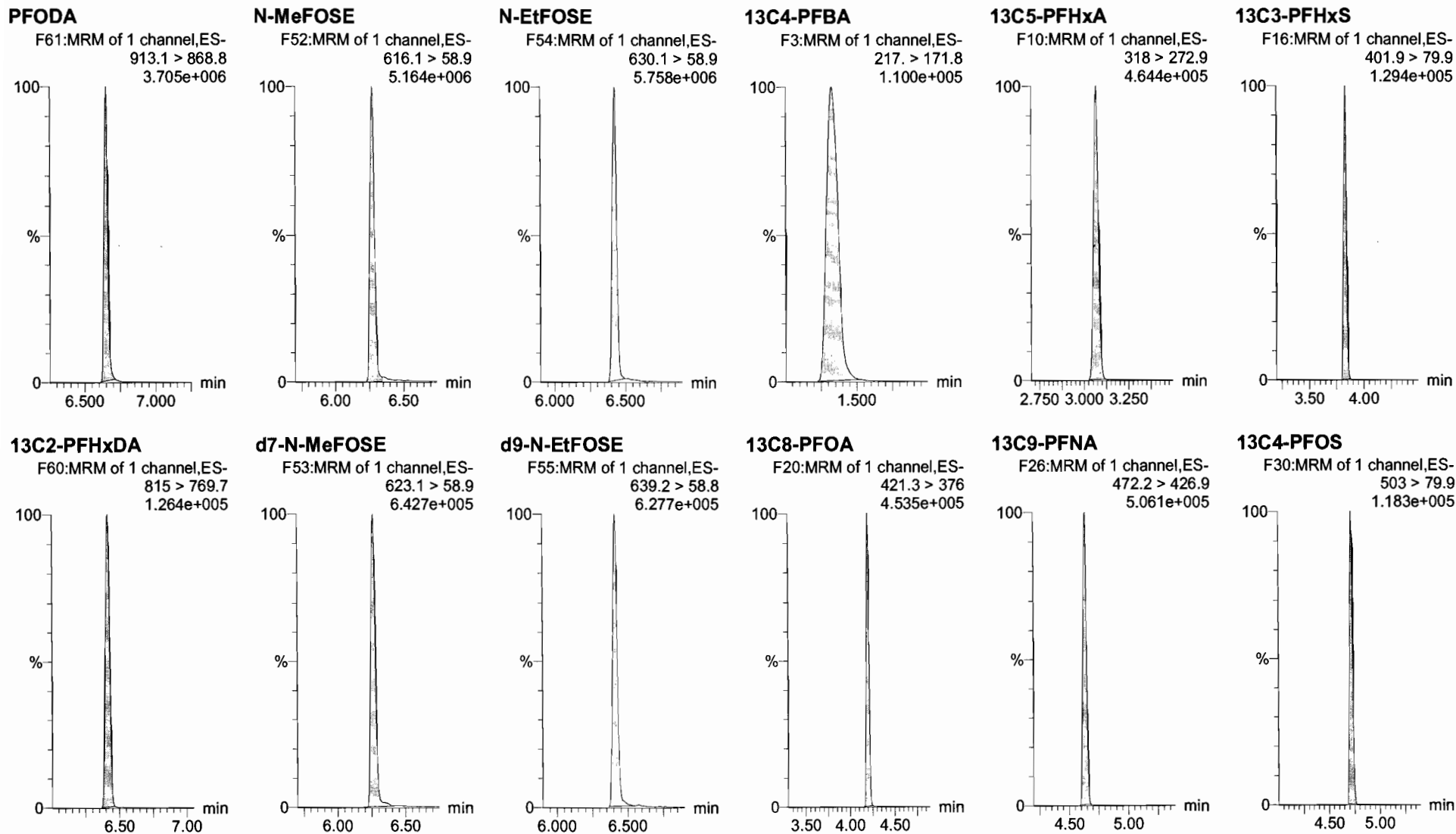


Dataset: F:\Projects\PFAS.PRO\Results\180118M1\180118M1-CRV.qld

Last Altered: Thursday, January 18, 2018 19:20:02 Pacific Standard Time

Printed: Friday, January 19, 2018 08:46:00 Pacific Standard Time

Name: 180118M1_10, Date: 18-Jan-2018, Time: 17:08:30, ID: ST180118M1-9 PFC CS6 18A0814, Description: PFC CS6 18A0814



Dataset: F:\Projects\PFAS.PRO\Results\180118M1\180118M1-CRV.qld

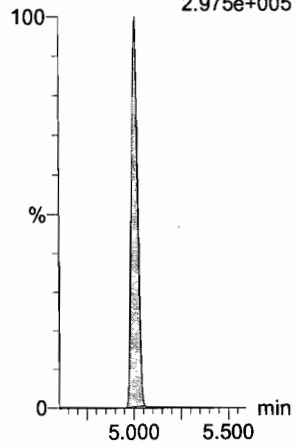
Last Altered: Thursday, January 18, 2018 19:20:02 Pacific Standard Time

Printed: Friday, January 19, 2018 08:46:00 Pacific Standard Time

Name: 180118M1_10, Date: 18-Jan-2018, Time: 17:08:30, ID: ST180118M1-9 PFC CS6 18A0814, Description: PFC CS6 18A0814

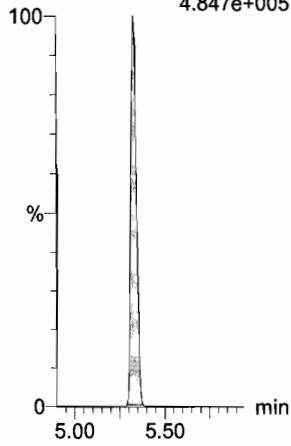
13C6-PFDA

F37:MRM of 1 channel,ES-
519.1 > 473.7
2.975e+005



13C7-PFUdA

F45:MRM of 1 channel,ES-
570.1 > 524.8
4.847e+005



Dataset: F:\Projects\PFAS.PRO\Results\180118M1\180118M1-13.qld

Ⓐ Not included in SS.

Last Altered: Friday, January 19, 2018 09:41:10 Pacific Standard Time
Printed: Friday, January 19, 2018 09:41:45 Pacific Standard Time

Method: F:\Projects\PFAS.PRO\MethDB\PFAS_FULL_80C_011818.mdb 18 Jan 2018 19:22:25
Calibration: F:\Projects\PFAS.PRO\CurveDB\C18_VAL-PFAS_Q4_01-18-18-FULL.cdb 19 Jan 2018 09:30:24

AC
1/18/18

Name: 180118M1_13, Date: 18-Jan-2018, Time: 17:42:50, ID: ICV180118M1-1 PFC ICV 18A0805, Description: PFC ICV 18A0805

#	Name	Trace	Area	IS Area	wt/vol	RRF	Pred.RT	RT	y Axis Resp.	Conc.	%Rec
1	1 PFBA	213.0 > 168.8	6.28e3	6.96e3	1.0000		1.34	1.34	11.3	9.969	99.7
2	2 PFPeA	263.1 > 218.9	7.10e3	9.22e3	1.0000		2.39	2.29	9.62	10.084	100.8
3	3 PFBS	299.0 > 79.7	1.54e3	1.17e3	1.0000		2.66	2.57	16.4	8.660	86.6
4	4 PFHxA	313.2 > 268.9	1.04e4	3.17e3	1.0000		3.16	3.07	16.4	10.450	104.5
5	5 PFHpA	363.0 > 318.9	8.55e3	8.13e3	1.0000		3.77	3.68	13.1	10.916	109.2
6	6 L-PFHxS	398.9 > 79.6	1.36e3	1.06e3	1.0000		3.92	3.83	16.0	7.906	79.1
7	8 6:2 FTS	427.1 > 407	1.80e3	1.06e3	1.0000		4.23	4.14	21.1	7.885	78.8
8	9 L-PFOA	413 > 368.7	8.94e3	1.51e4	1.0000		4.29	4.20	7.38	8.209	82.1
9	11 PFHpS	449 > 80.0	2.20e3	2.97e3	1.0000		4.40	4.31	9.27	8.297	83.0
10	12 PFNA	463.0 > 418.8	1.18e4	1.19e4	1.0000		4.72	4.63	12.4	11.405	114.1
11	13 PFOSA	498.1 > 77.8	1.68e3	2.14e3	1.0000		4.79	4.69	9.85	9.371	93.7
12	14 L-PFOS	499 > 79.9	2.48e3	2.97e3	1.0000		4.79	4.72	10.4	8.749	87.5
13	16 PFDA	513 > 468.8	1.05e4	1.06e4	1.0000		5.10	5.01	12.4	9.220	92.2
14	17 8:2 FTS	527 > 506.9	2.65e3	1.06e4	1.0000		5.06	4.97	3.13	9.696	97.0
15	18 N-MeFOSAA	570.1 > 419	3.24e3	3.76e3	1.0000		5.24	5.15	10.8	8.191	81.9
16	19 N-EtFOSAA	584.2 > 419	3.38e3	3.43e3	1.0000		5.40	5.31	12.3	10.285	102.9
17	20 PFUdA	563.0 > 518.9	1.03e4	1.34e4	1.0000		5.42	5.33	9.58	7.649	76.5
18	21 PFDS	598.8 > 80	2.72e3	9.84e3	1.0000		5.46	5.37	3.45	8.258	82.6
19	22 PFDoA	612.9 > 569.0	1.54e4	9.84e3	1.0000		5.70	5.61	19.6	10.561	105.6
20	23 N-MeFOSA	512.1 > 168.9		1.44e4	1.0000		5.79				Ⓐ
21	24 PFTrDA	662.9 > 618.9	1.54e4	9.84e3	1.0000		5.94	5.86	19.6	8.554	85.5
22	25 PFTeDA	712.9 > 668.8	7.49e3	4.84e3	1.0000		6.16	6.08	19.3	8.008	80.1
23	26 N-EtFOSA	526.1 > 168.9		2.30e4	1.0000		6.17				Ⓐ
24	27 PFHxDA	813.1 > 768.6		2.99e3	1.0000		6.48				↓
25	28 PFODA	913.1 > 868.8		2.99e3	1.0000		6.71				↓
26	29 N-MeFOSE	616.1 > 58.9		1.85e4	1.0000		6.31				
27	30 N-EtFOSE	630.1 > 58.9		1.80e4	1.0000		6.45				
28	31 13C3-PFBA	216.1 > 171.8	6.96e3	7.87e3	1.0000	0.872	1.34	1.34	11.1	12.686	101.5
29	32 13C3-PFPeA	266. > 221.8	9.22e3	1.23e4	1.0000	0.788	2.39	2.29	9.40	11.934	95.5
30	33 13C3-PFBS	302. > 98.8	1.17e3	1.23e4	1.0000	0.105	2.66	2.57	1.20	11.405	91.2
31	Work Order 1701828	315 > 269.8	3.17e3	1.23e4	1.0000	0.685	3.16	3.06	3.24	4.721	94.4

70-130

Ⓐ
↓

Dataset: F:\Projects\PFAS.PRO\Results\180118M1\180118M1-13.qld

Last Altered: Friday, January 19, 2018 09:41:10 Pacific Standard Time
Printed: Friday, January 19, 2018 09:41:45 Pacific Standard Time

Name: 180118M1_13, Date: 18-Jan-2018, Time: 17:42:50, ID: ICV180118M1-1 PFC ICV 18A0805, Description: PFC ICV 18A0805

#	Name	Trace	Area	IS Area	wt/vol	RRF	Pred.RT	RT	y Axis Resp.	Conc.	%Rec
32	35 13C4-PFHpA	367.2 > 321.8	8.13e3	1.23e4	1.0000	0.811	3.77	3.68	8.29	10.216	81.7
33	36 18O2-PFHxS	403.0 > 102.6	1.06e3	3.00e3	1.0000	0.371	3.92	3.82	4.44	11.962	95.7
34	37 13C2-6:2 FTS	429.1 > 408.9	2.27e3	1.35e4	1.0000	0.246	4.23	4.14	2.10	8.555	68.4
35	38 13C2-PFOA	414.9 > 369.7	1.51e4	1.35e4	1.0000	1.101	4.29	4.20	14.0	12.711	101.7
36	39 13C5-PFNA	468.2 > 422.9	1.19e4	1.23e4	1.0000	0.932	4.72	4.63	12.1	12.964	103.7
37	40 13C8-PFOSA	506.1 > 77.7	2.14e3	1.03e4	1.0000	0.176	4.79	4.69	2.60	14.756	118.0
38	41 13C8-PFOS	507.0 > 79.9	2.97e3	3.47e3	1.0000	1.047	4.80	4.71	10.7	10.207	81.7
39	42 13C2-PFDA	515.1 > 469.9	1.06e4	8.72e3	1.0000	1.178	5.10	5.00	15.2	12.859	102.9
40	43 13C2-8:2 FTS	529.1 > 508.7	1.64e3	1.23e4	1.0000	0.127	5.06	4.98	1.67	13.147	105.2
41	44 d3-N-MeFOSAA	573.3 > 419	3.76e3	1.03e4	1.0000	0.276	5.24	5.15	4.57	16.567	132.5
42	45 d5-N-EtFOSAA	589.3 > 419	3.43e3	1.03e4	1.0000	0.296	5.40	5.31	4.17	14.101	112.8
43	46 13C2-PFUdA	565 > 519.8	1.34e4	1.03e4	1.0000	1.054	5.42	5.33	16.3	15.495	124.0
44	47 13C2-PFDoA	615.0 > 569.7	9.84e3	1.03e4	1.0000	0.746	5.70	5.61	12.0	16.045	128.4
45	48 d3-N-MeFOSA	515.2 > 168.9	1.44e4	1.03e4	1.0000	0.098	5.79	5.74	17.5	177.824	118.5
46	49 13C2-PFTeDA	714.8 > 669.6	4.84e3	1.03e4	1.0000	0.390	6.16	6.08	5.89	15.121	121.0
47	50 d5-N-ETFOSA	531.1 > 168.9	2.30e4	1.03e4	1.0000	0.145	6.17	6.13	27.9	192.757	128.5
48	51 13C2-PFHxDA	815 > 769.7	2.99e3	1.03e4	1.0000	0.587	6.48	6.41	3.63	6.191	123.8
49	52 d7-N-MeFOSE	623.1 > 58.9	1.85e4	1.03e4	1.0000	0.138	6.31	6.26	22.5	162.719	108.5
50	53 d9-N-EtFOSE	639.2 > 58.8	1.80e4	1.03e4	1.0000	0.133	6.45	6.41	21.8	163.844	109.2
51	54 13C4-PFBA	217. > 171.8	7.87e3	7.87e3	1.0000	1.000	1.34	1.33	12.5	12.500	100.0
52	55 13C5-PFHxA	318 > 272.9	1.23e4	1.23e4	1.0000	1.000	3.16	3.06	12.5	12.500	100.0
53	56 13C3-PFHxS	401.9 > 79.9	3.00e3	3.00e3	1.0000	1.000	3.92	3.82	12.5	12.500	100.0
54	57 13C8-PFOA	421.3 > 376	1.35e4	1.35e4	1.0000	1.000	4.29	4.20	12.5	12.500	100.0
55	58 13C9-PFNA	472.2 > 426.9	1.23e4	1.23e4	1.0000	1.000	4.72	4.63	12.5	12.500	100.0
56	59 13C4-PFOS	503 > 79.9	3.47e3	3.47e3	1.0000	1.000	4.80	4.72	12.5	12.500	100.0
57	60 13C6-PFDA	519.1 > 473.7	8.72e3	8.72e3	1.0000	1.000	5.10	5.01	12.5	12.500	100.0
58	61 13C7-PFUdA	570.1 > 524.8	1.03e4	1.03e4	1.0000	1.000	5.42	5.33	12.5	12.500	100.0

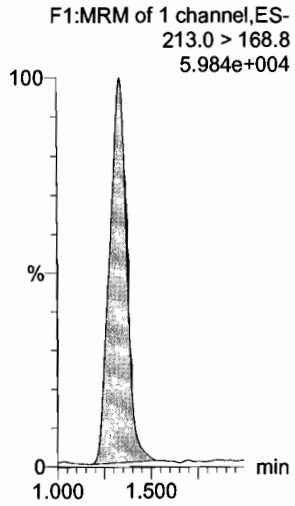
Dataset: F:\Projects\PFAS.PRO\Results\180118M1\180118M1-13.qld

Last Altered: Friday, January 19, 2018 09:41:10 Pacific Standard Time
Printed: Friday, January 19, 2018 09:41:45 Pacific Standard Time

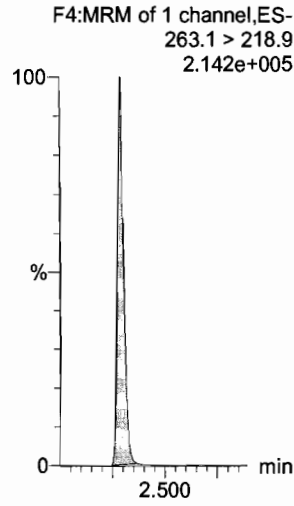
Method: F:\Projects\PFAS.PRO\MethDB\PFAS_FULL_80C_011818.mdb 18 Jan 2018 19:22:25
Calibration: F:\Projects\PFAS.PRO\CurveDB\C18_VAL-PFAS_Q4_01-18-18-FULL.cdb 19 Jan 2018 09:30:24

Name: 180118M1_13, Date: 18-Jan-2018, Time: 17:42:50, ID: ICV180118M1-1 PFC ICV 18A0805, Description: PFC ICV 18A0805

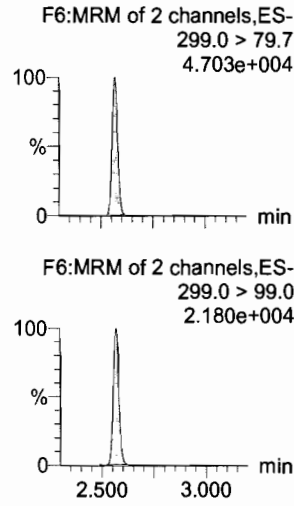
PFBA



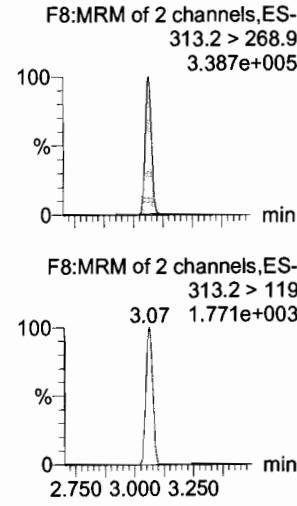
PFPeA



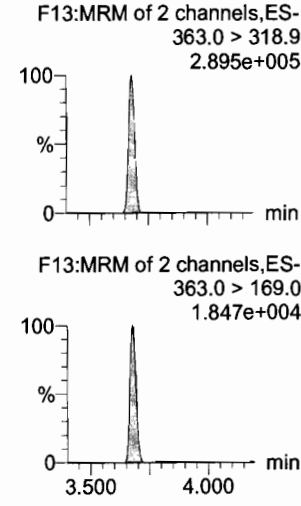
PFBS



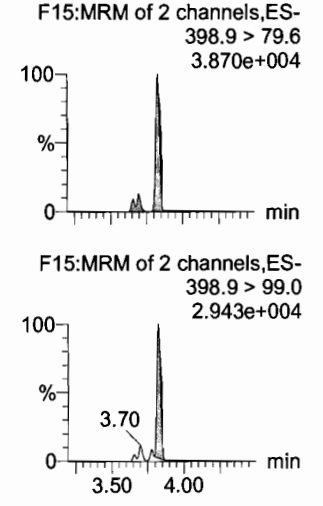
PFHxA



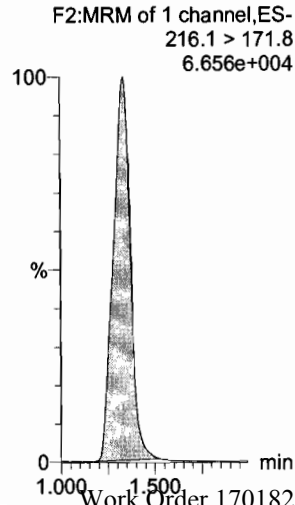
PFHpA



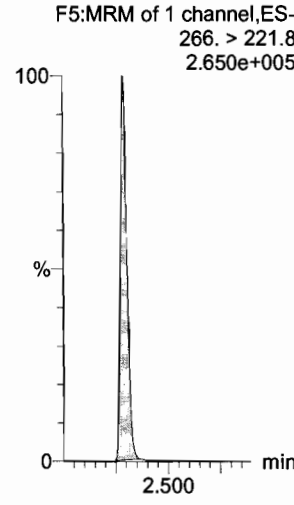
L-PFHxS



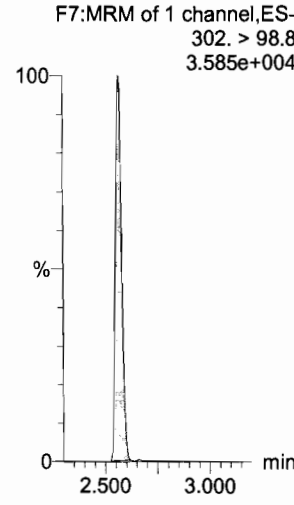
13C3-PFBA



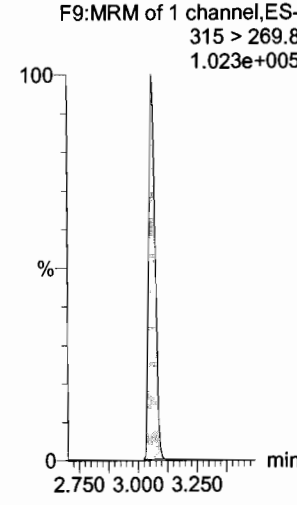
13C3-PFPeA



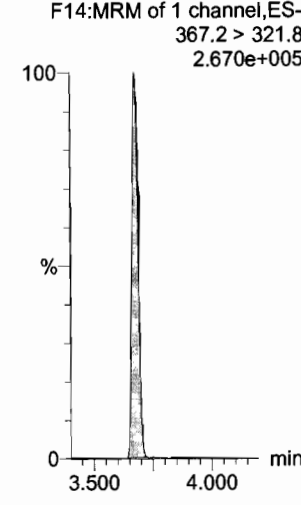
13C3-PFBS



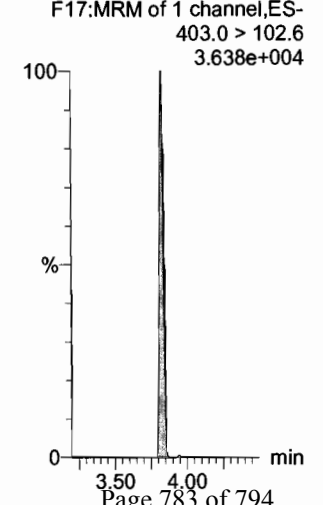
13C2-PFHxA



13C4-PFHpA



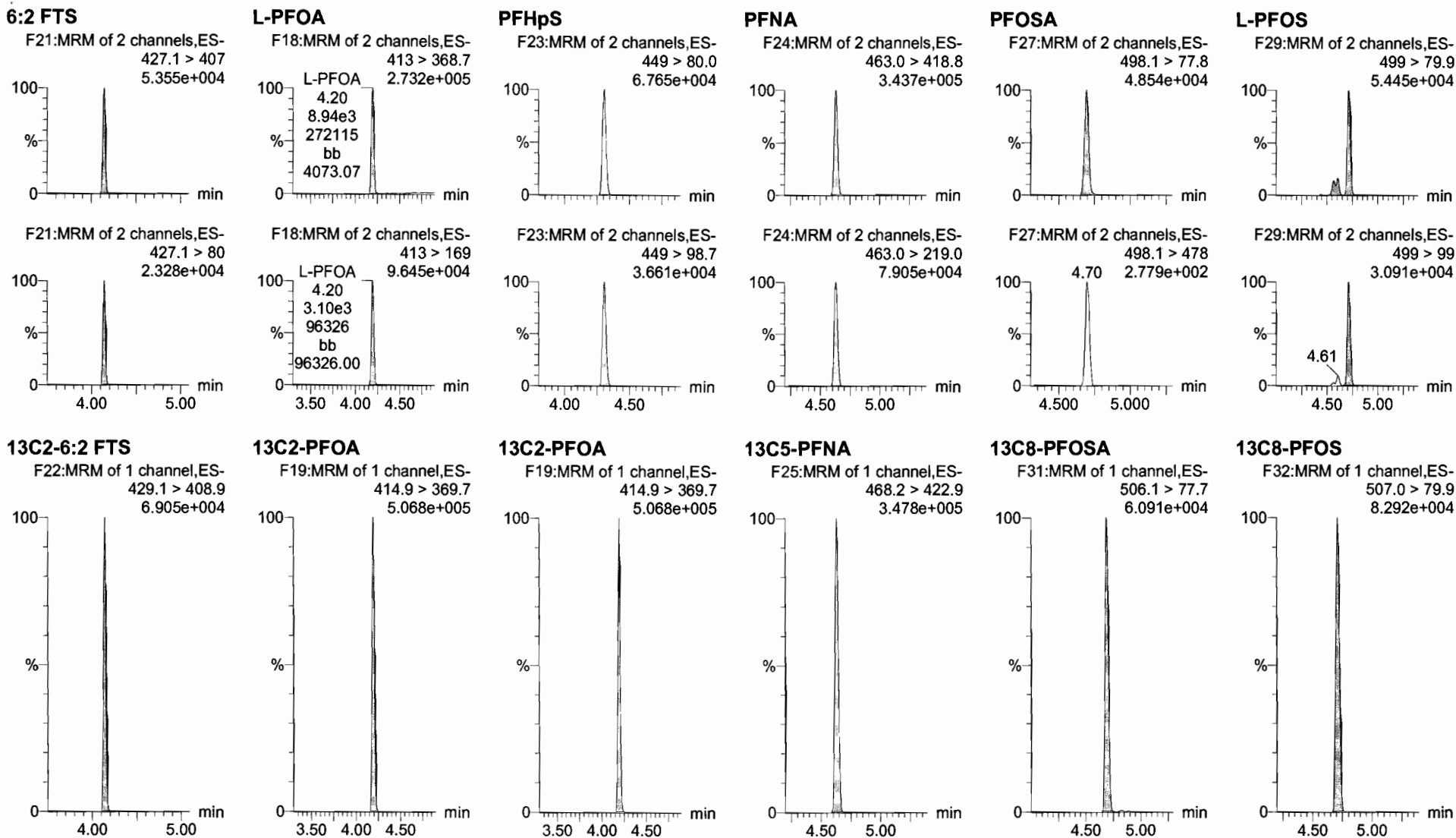
18O2-PFHxS



Dataset: F:\Projects\PFAS.PRO\Results\180118M1\180118M1-13.qld

Last Altered: Friday, January 19, 2018 09:41:10 Pacific Standard Time
Printed: Friday, January 19, 2018 09:41:45 Pacific Standard Time

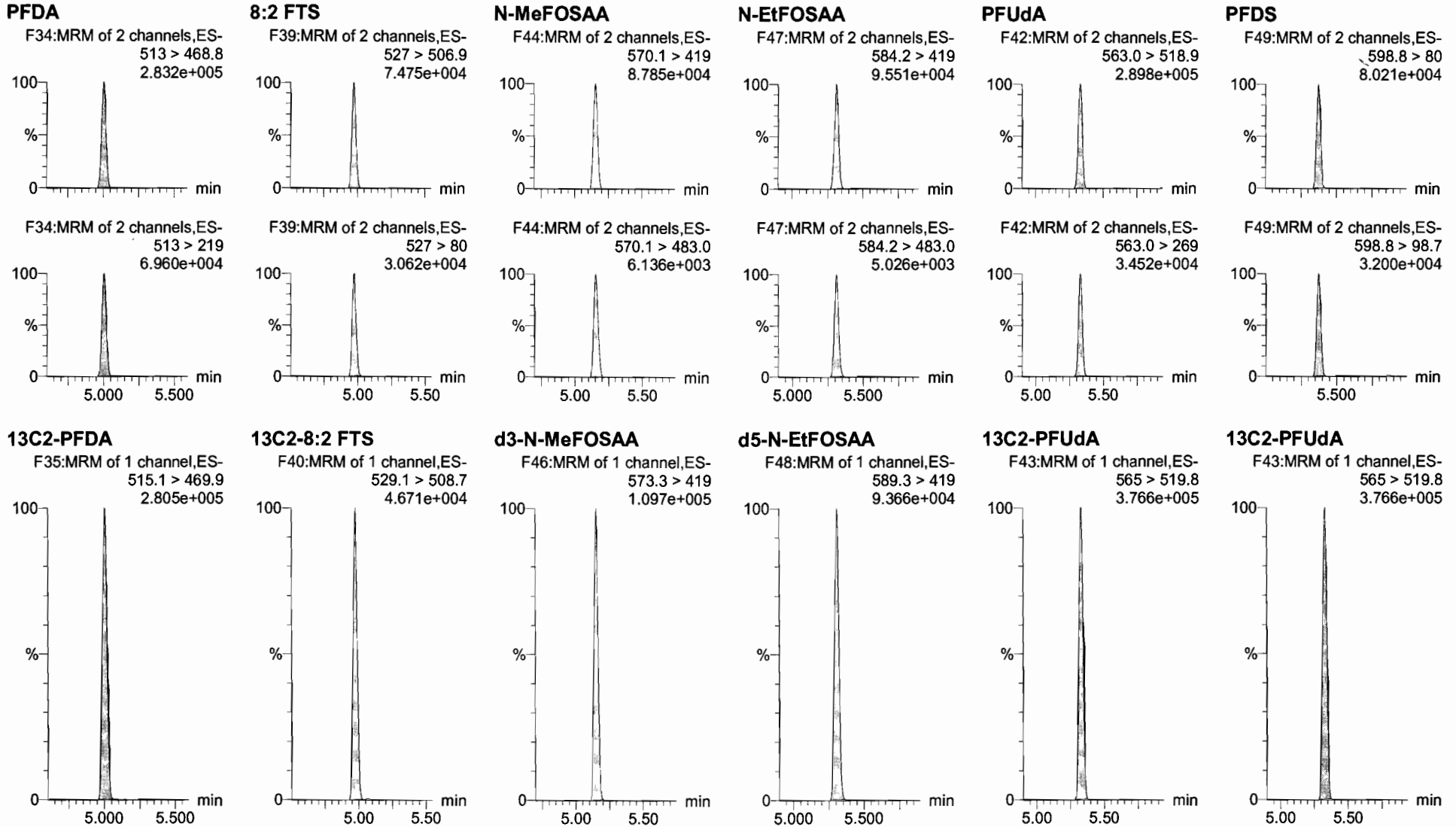
Name: 180118M1_13, Date: 18-Jan-2018, Time: 17:42:50, ID: ICV180118M1-1 PFC ICV 18A0805, Description: PFC ICV 18A0805



Dataset: F:\Projects\PFAS.PRO\Results\180118M1\180118M1-13.qld

Last Altered: Friday, January 19, 2018 09:41:10 Pacific Standard Time
Printed: Friday, January 19, 2018 09:41:45 Pacific Standard Time

Name: 180118M1_13, Date: 18-Jan-2018, Time: 17:42:50, ID: ICV180118M1-1 PFC ICV 18A0805, Description: PFC ICV 18A0805

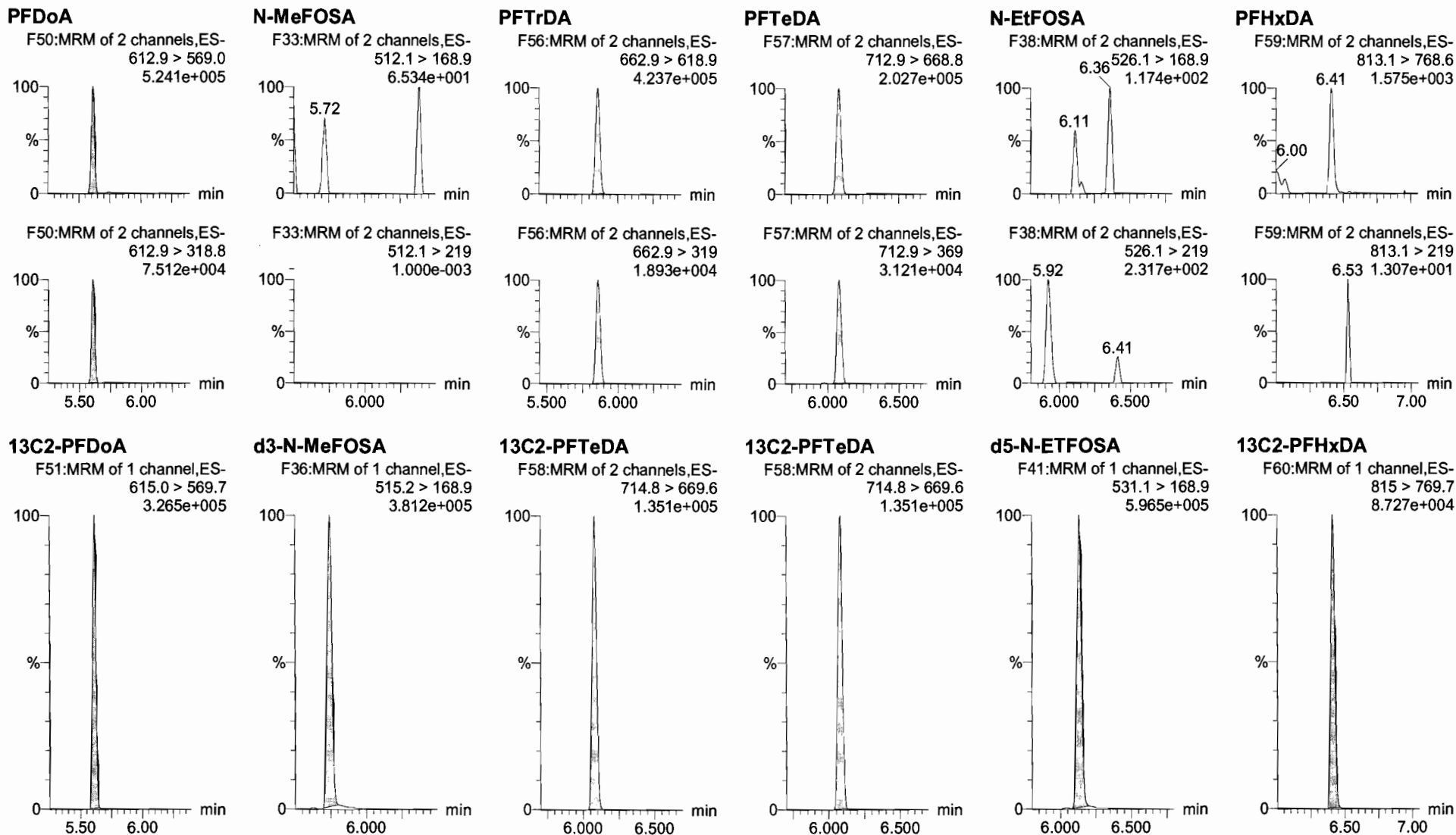


Dataset: F:\Projects\PFAS.PRO\Results\180118M1\180118M1-13.qld

Last Altered: Friday, January 19, 2018 09:41:10 Pacific Standard Time

Printed: Friday, January 19, 2018 09:41:45 Pacific Standard Time

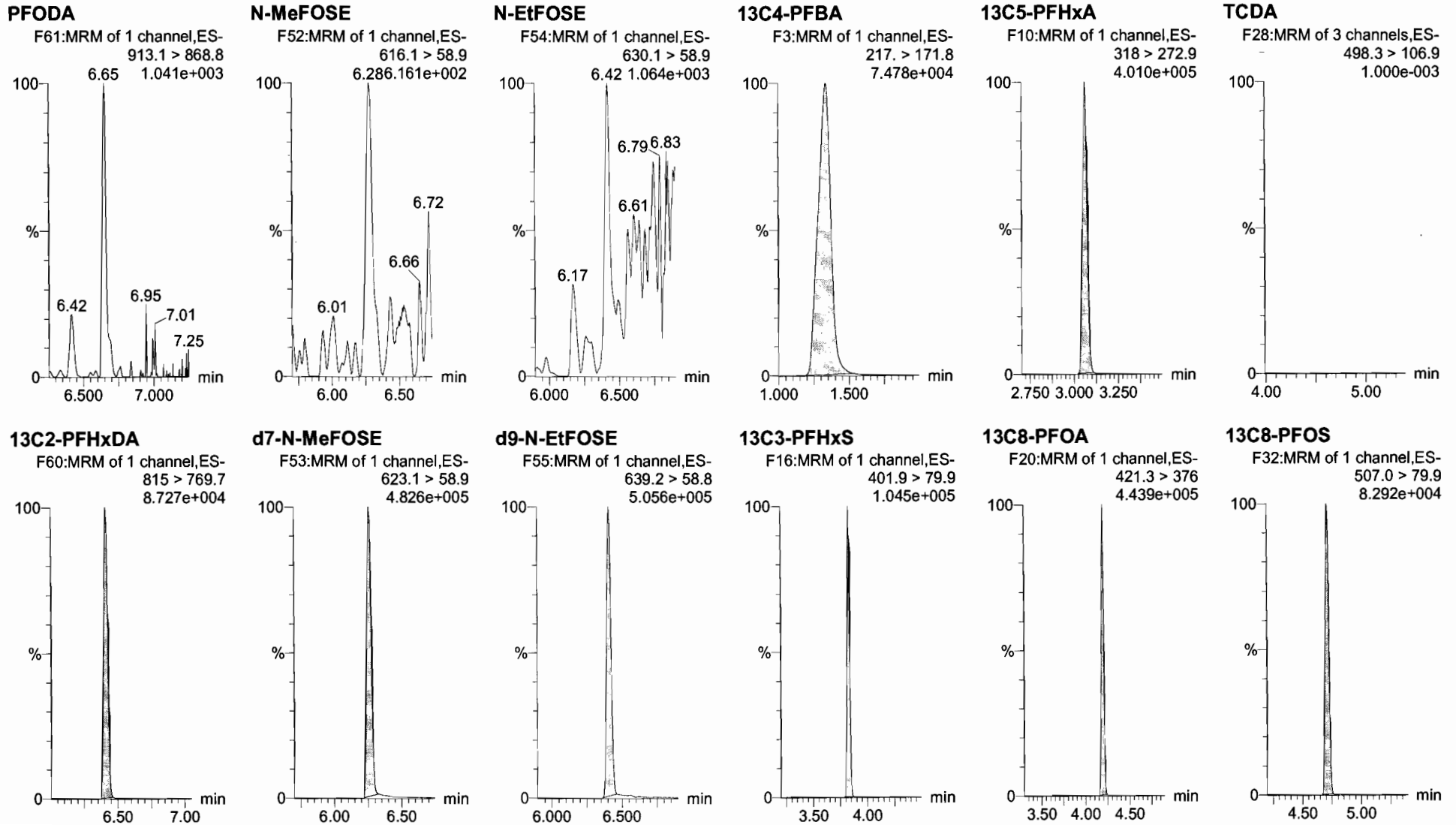
Name: 180118M1_13, Date: 18-Jan-2018, Time: 17:42:50, ID: ICV180118M1-1 PFC ICV 18A0805, Description: PFC ICV 18A0805



Dataset: F:\Projects\PFAS.PRO\Results\180118M1\180118M1-13.qld

Last Altered: Friday, January 19, 2018 09:41:10 Pacific Standard Time
Printed: Friday, January 19, 2018 09:41:45 Pacific Standard Time

Name: 180118M1_13, Date: 18-Jan-2018, Time: 17:42:50, ID: ICV180118M1-1 PFC ICV 18A0805, Description: PFC ICV 18A0805



Dataset: F:\Projects\PFAS.PRO\Results\180118M1\180118M1-13.qld

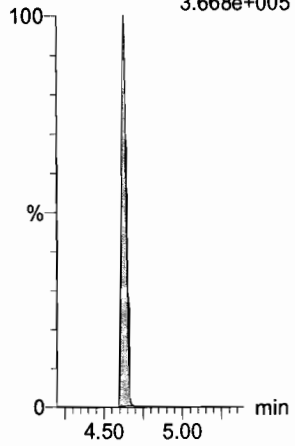
Last Altered: Friday, January 19, 2018 09:41:10 Pacific Standard Time

Printed: Friday, January 19, 2018 09:41:45 Pacific Standard Time

Name: 180118M1_13, Date: 18-Jan-2018, Time: 17:42:50, ID: ICV180118M1-1 PFC ICV 18A0805, Description: PFC ICV 18A0805

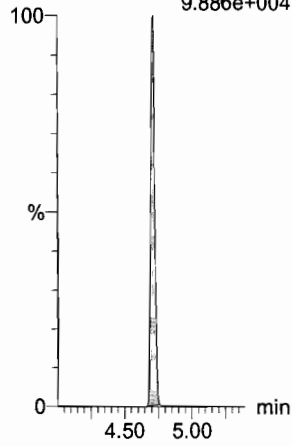
13C9-PFNA

F26:MRM of 1 channel,ES-
472.2 > 426.9
3.668e+005



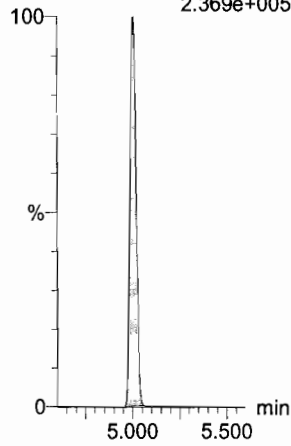
13C4-PFOS

F30:MRM of 1 channel,ES-
503 > 79.9
9.886e+004



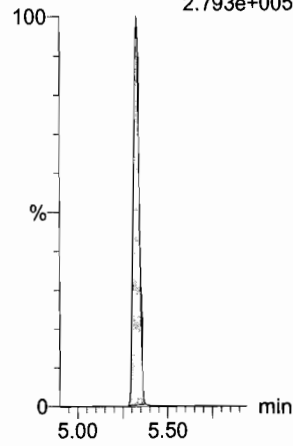
13C6-PFDA

F37:MRM of 1 channel,ES-
519.1 > 473.7
2.369e+005



13C7-PFUdA

F45:MRM of 1 channel,ES-
570.1 > 524.8
2.793e+005



Dataset: Z:\Projects\PFAS.PRO\Results\180118M1\180118M1-12.qld

Last Altered: Friday, January 19, 2018 14:11:26 Pacific Standard Time

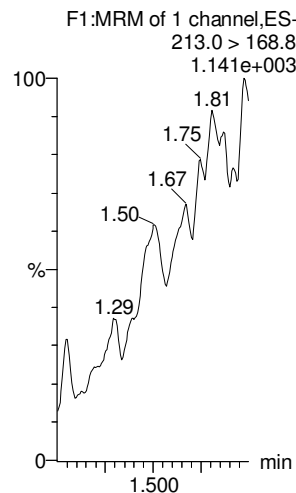
Printed: Friday, January 19, 2018 14:12:59 Pacific Standard Time

Method: Z:\Projects\PFAS.PRO\MethDB\PFAS_FULL_80C_011818.mdb 18 Jan 2018 19:22:25

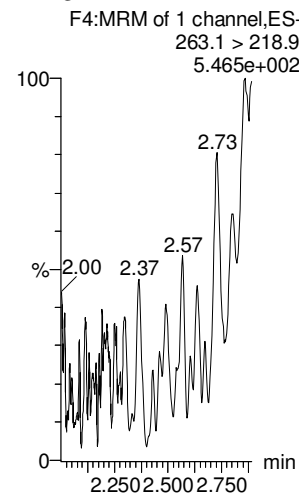
Calibration: 19 Jan 2018 14:11:26

Name: 180118M1_12, Date: 18-Jan-2018, Time: 17:31:24, ID: IPA, Description: IPA

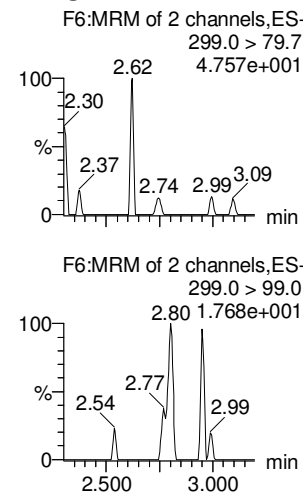
PFBA



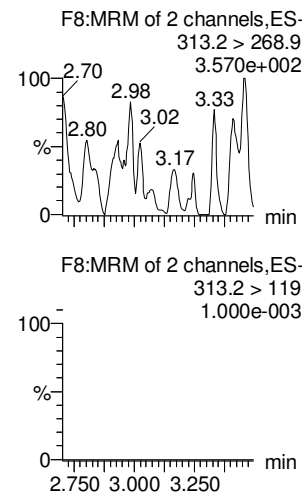
PFPeA



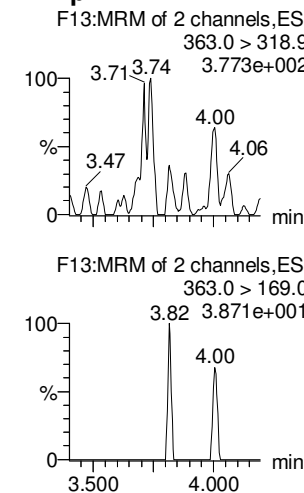
PFBS



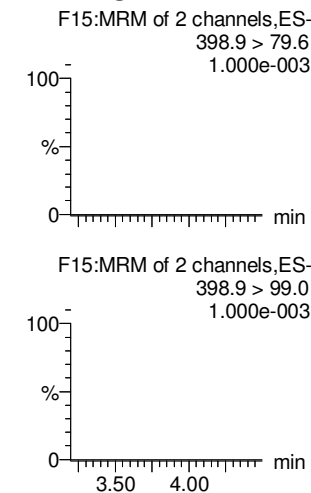
PFHxA



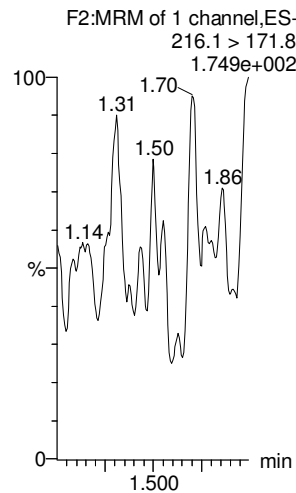
PFHpA



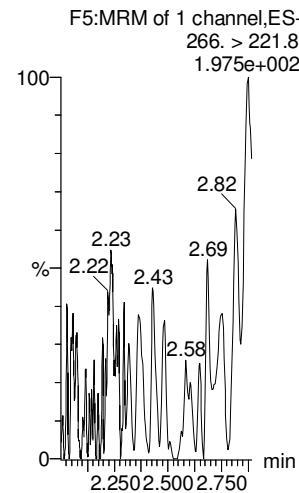
L-PFHxS



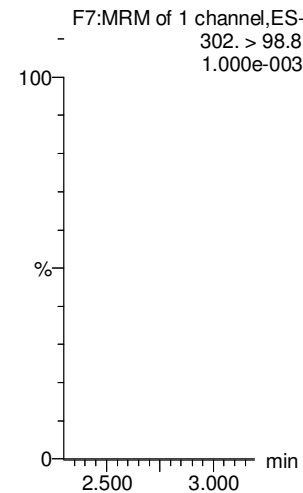
13C3-PFBA



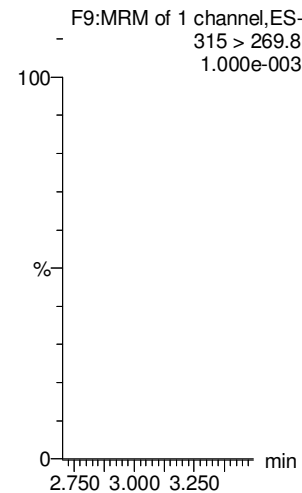
13C3-PFPeA



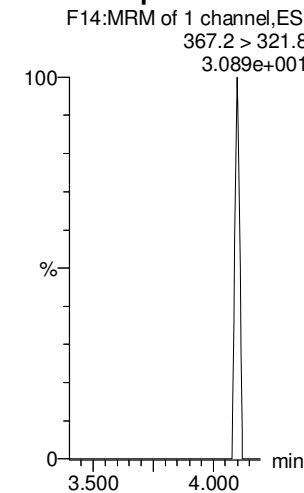
13C3-PFBS



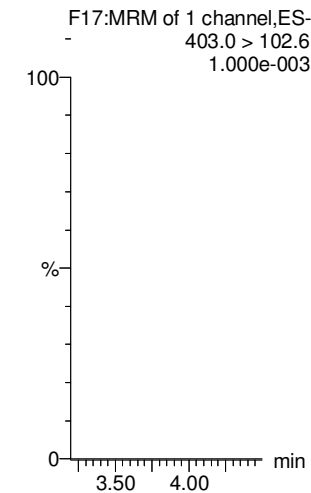
13C2-PFHxA



13C4-PFHpA



18O2-PFHxS



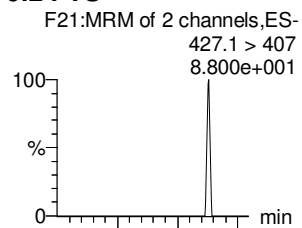
Dataset: Z:\Projects\PFAS.PRO\Results\180118M1\180118M1-12.qld

Last Altered: Friday, January 19, 2018 14:11:26 Pacific Standard Time

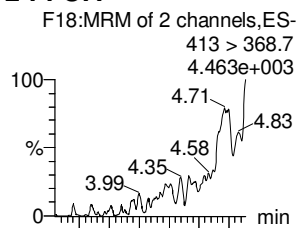
Printed: Friday, January 19, 2018 14:12:59 Pacific Standard Time

Name: 180118M1_12, Date: 18-Jan-2018, Time: 17:31:24, ID: IPA, Description: IPA


6:2 FTS



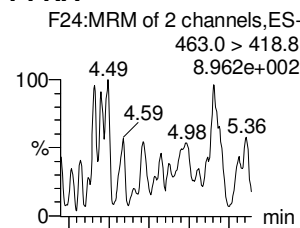
L-PFOA



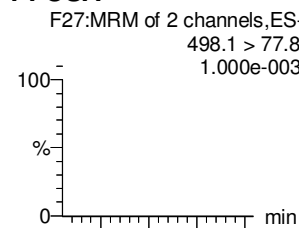
PFHpS



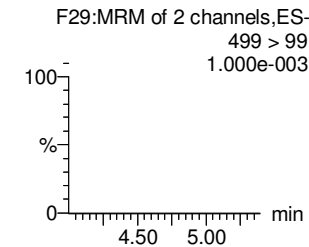
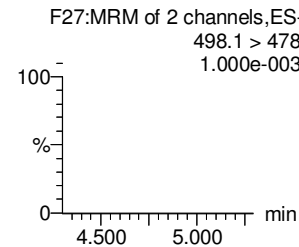
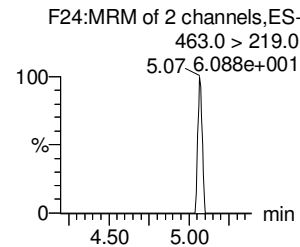
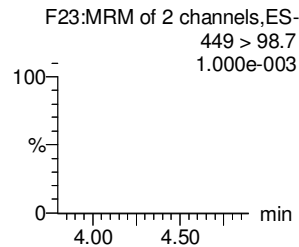
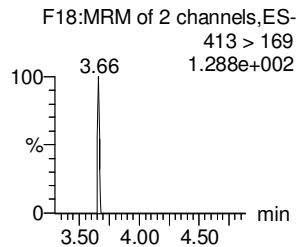
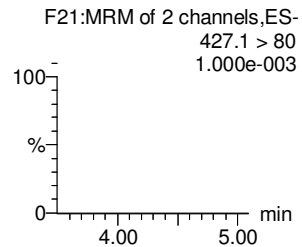
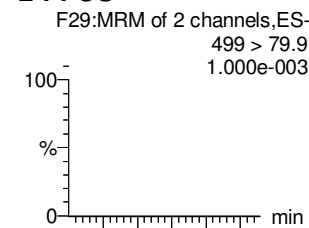
PFNA



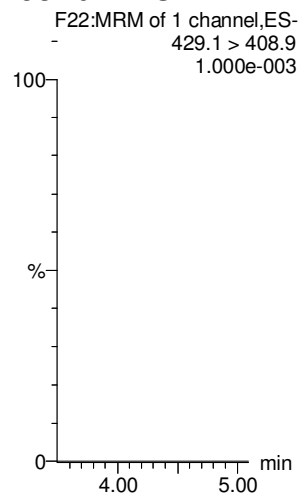
PFOSA



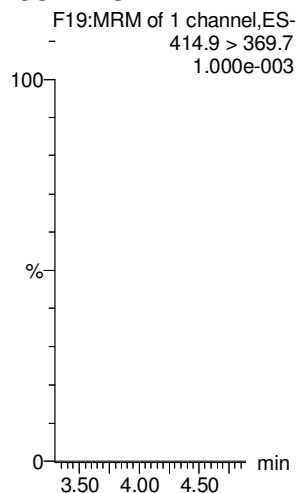
L-PFOS



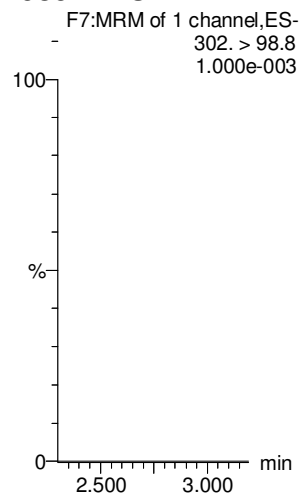
13C2-6:2 FTS



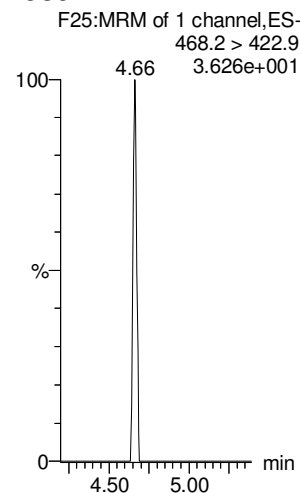
13C2-PFOA



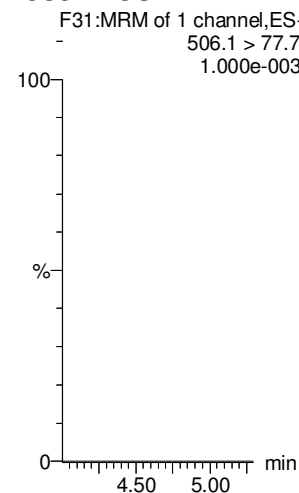
13C3-PFBS



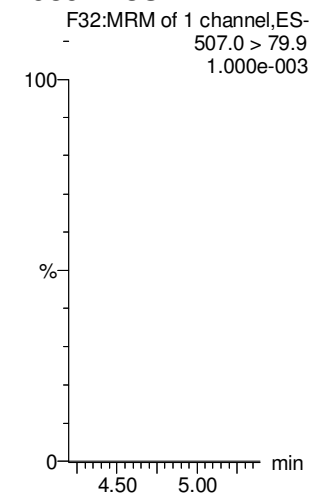
13C5-PFNA



13C8-PFOSA



13C8-PFOS



Dataset: Z:\Projects\PFAS.PRO\Results\180118M1\180118M1-12.qld

Last Altered: Friday, January 19, 2018 14:11:26 Pacific Standard Time

Printed: Friday, January 19, 2018 14:12:59 Pacific Standard Time

Name: 180118M1_12, Date: 18-Jan-2018, Time: 17:31:24, ID: IPA, Description: IPA

PFDA

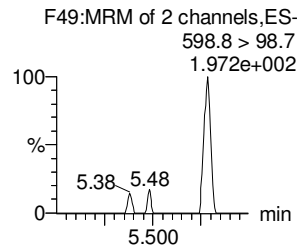
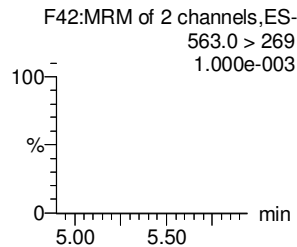
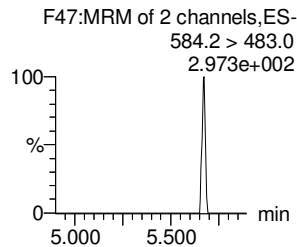
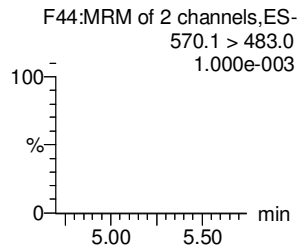
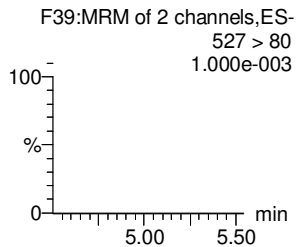
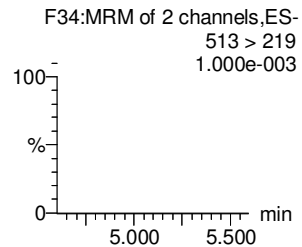
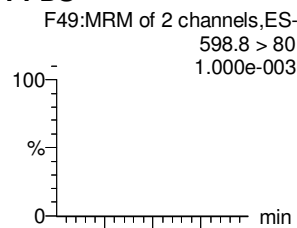
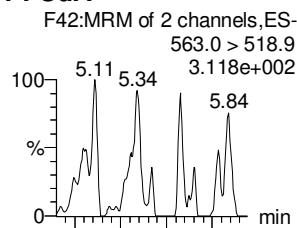
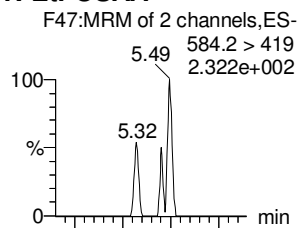
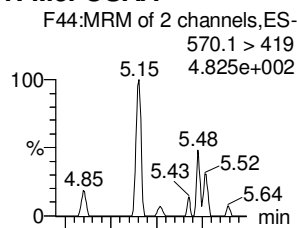
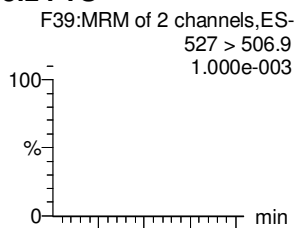
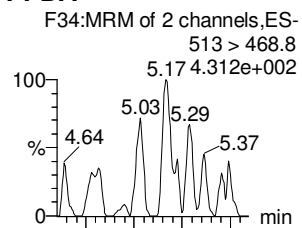
8:2 FTS

N-MeFOSAA

N-EtFOSAA

PFUdA

PFDS



13C2-PFDA

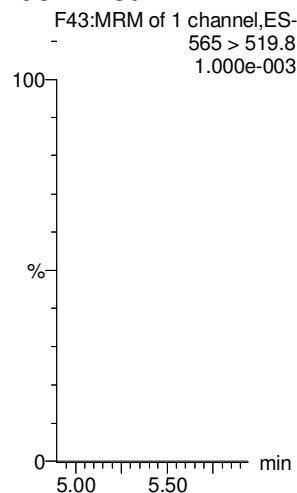
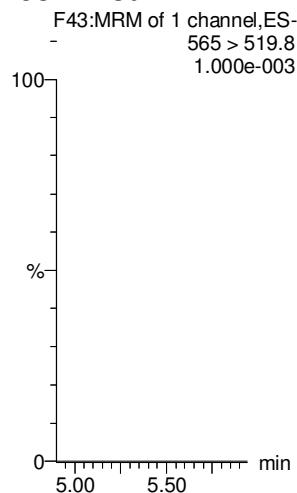
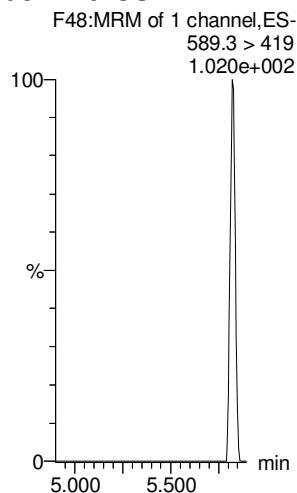

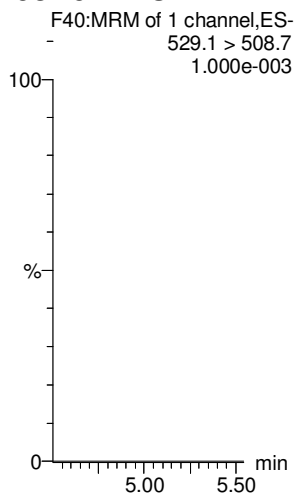
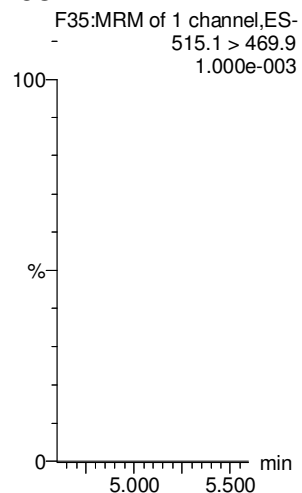
13C2-8:2 FTS

d3-N-MeFOSAA

d5-N-EtFOSAA

13C2-PFUdA

13C2-PFUdA



Dataset: Z:\Projects\PFAS.PRO\Results\180118M1\180118M1-12.qld

Last Altered: Friday, January 19, 2018 14:11:26 Pacific Standard Time

Printed: Friday, January 19, 2018 14:12:59 Pacific Standard Time

Name: 180118M1_12, Date: 18-Jan-2018, Time: 17:31:24, ID: IPA, Description: IPA

PFDoA

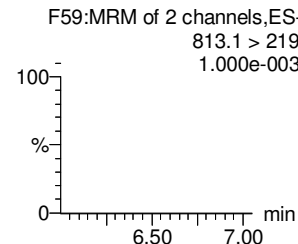
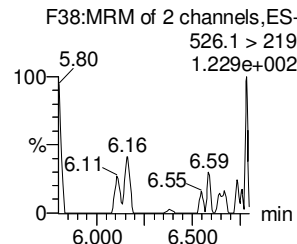
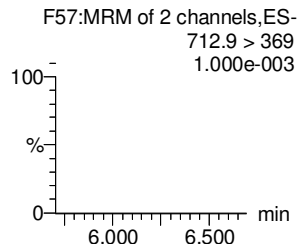
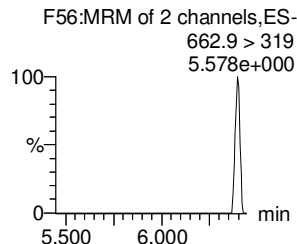
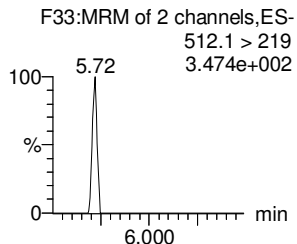
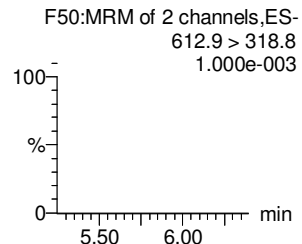
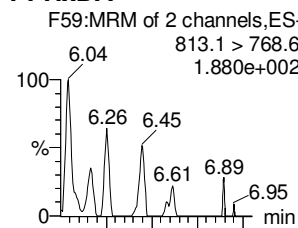
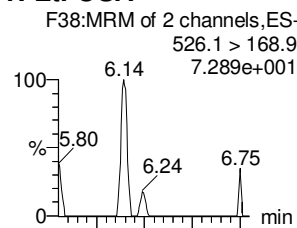
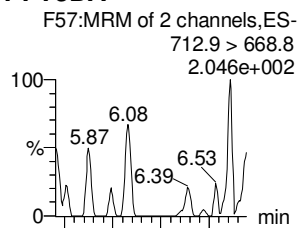
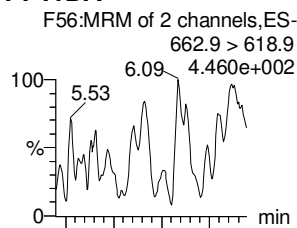
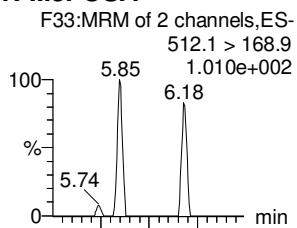
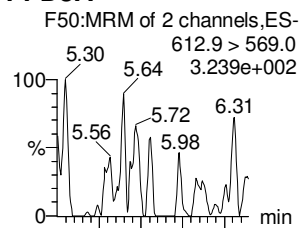
N-MeFOSA

PFTrDA

PFTeDA

N-EtFOSA

PFHxDA



13C2-PFDoA

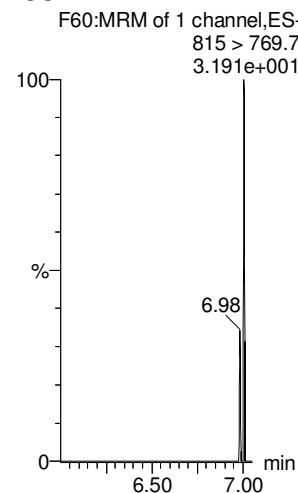
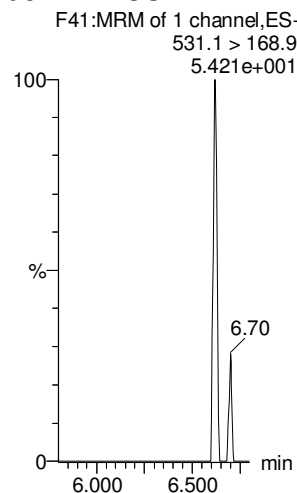


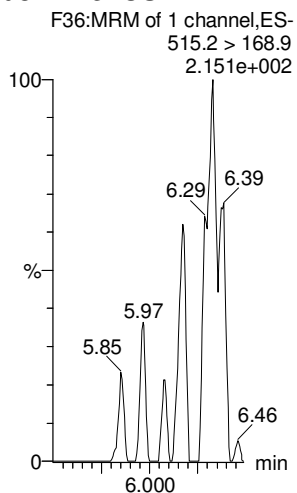
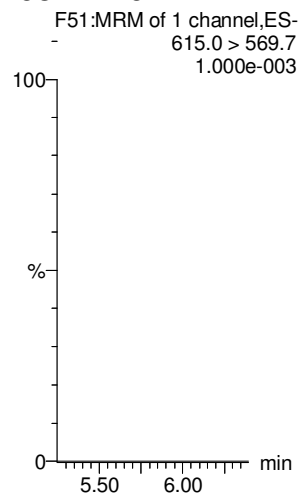
d3-N-MeFOSA

13C2-PFTeDA

13C2-PFTeDA

d5-N-ETFOSA

13C2-PFHxDA



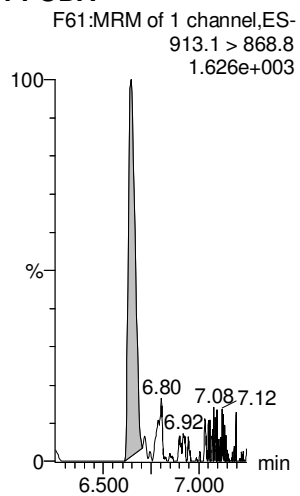
Dataset: Z:\Projects\PFAS.PRO\Results\180118M1\180118M1-12.qld

Last Altered: Friday, January 19, 2018 14:11:26 Pacific Standard Time

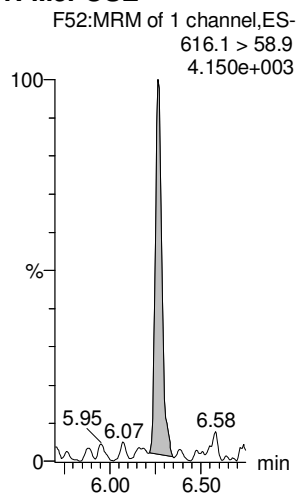
Printed: Friday, January 19, 2018 14:12:59 Pacific Standard Time

Name: 180118M1_12, Date: 18-Jan-2018, Time: 17:31:24, ID: IPA, Description: IPA

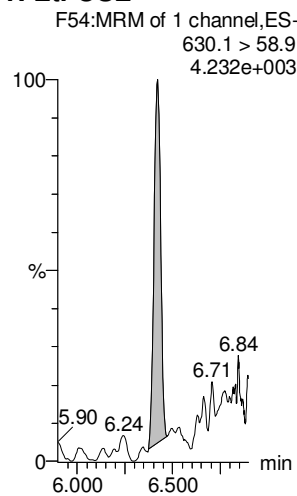
PFODA



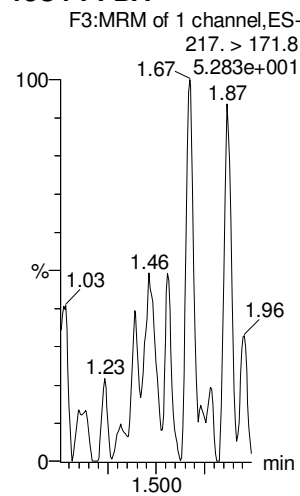
N-MeFOSE



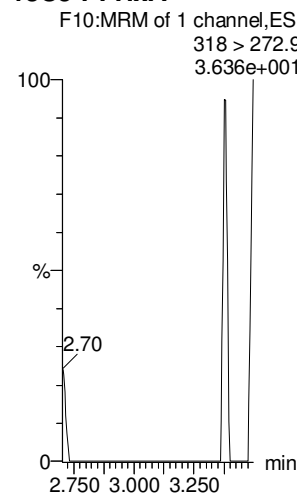
N-EtFOSE



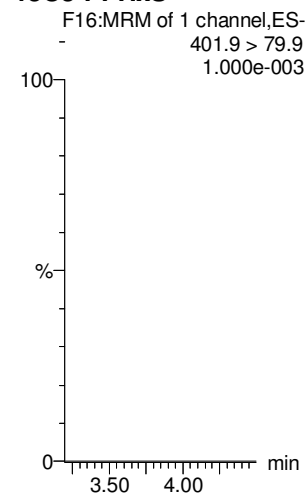
13C4-PFBA



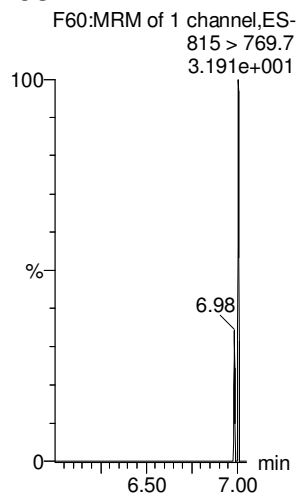
13C5-PFHxA



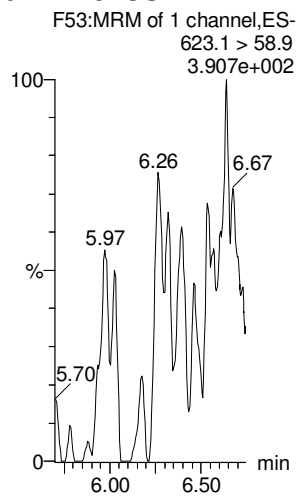
13C3-PFHxS



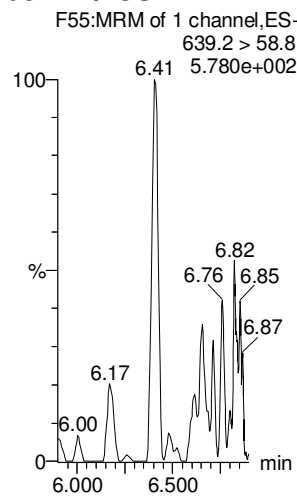
13C2-PFHxDA



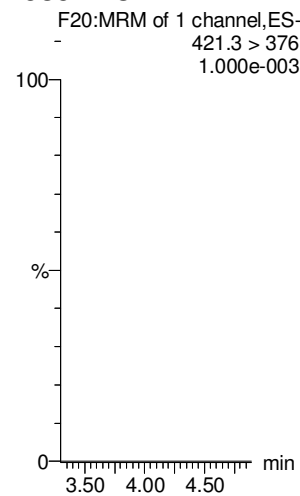
d7-N-MeFOSE



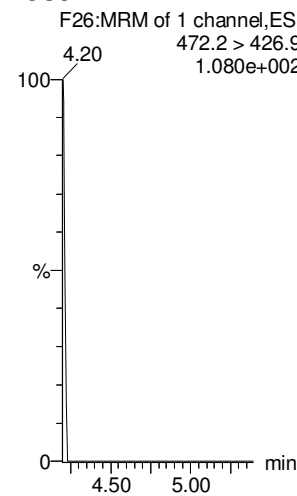
d9-N-EtFOSE



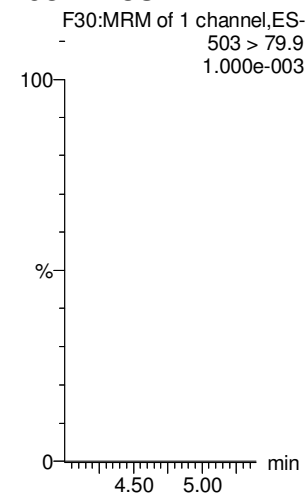
13C8-PFOA



13C9-PFNA



13C4-PFOS



Dataset: Z:\Projects\PFAS.PRO\Results\180118M1\180118M1-12.qld

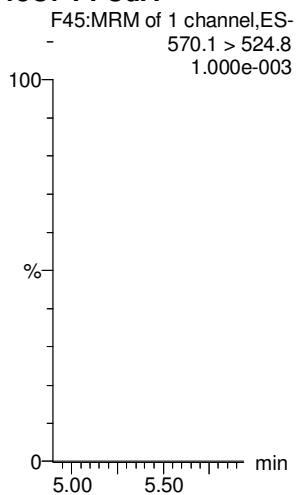
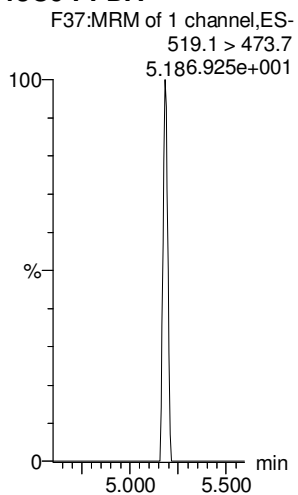
Last Altered: Friday, January 19, 2018 14:11:26 Pacific Standard Time

Printed: Friday, January 19, 2018 14:12:59 Pacific Standard Time

Name: 180118M1_12, Date: 18-Jan-2018, Time: 17:31:24, ID: IPA, Description: IPA

13C6-PFDA

13C7-PFUdA



**DATA VALIDATION SUMMARY REPORT
NORFOLK NAVAL SHIPYARD, VIRGINIA**

Client: CH2M HILL, Inc., Virginia Beach, Virginia
SDG: 1701828
Laboratory: Vista Analytical Laboratory, El Dorado Hills, California
Site: Norfolk Naval Shipyard, CTO-WE58, OU7, Norfolk, Virginia
Date: March 12, 2018

PFCs			
EDS ID	Client Sample ID	Laboratory Sample ID	Matrix
1	IR03-MW042-C1-17D	1701828-01	Water
2	IR03-MW049-C1-17D	1701828-02	Water
3	IR03-MW103-C1-17D	1701828-03	Water
4	IR03-MW104-C2-17D	1701828-04	Water
5	IR03-MW116-Y-17D	1701828-05	Water
6	IR03-MW116P-Y-17D	1701828-06	Water

A full data validation was performed on the analytical data for six water samples collected on November 29, 2017 by CH2M HILL at the Norfolk Naval Shipyard site in Norfolk, Virginia. The samples were analyzed under the EPA Method "Determination of Selected Perfluorinated Alkyl Acids in Drinking Water by Solid Phase Extraction and Liquid Chromatography/Tandem Mass Spectrometry (LC/MS/MS)".

Specific method references are as follows:

Analysis
PFCs

Method References
USEPA Method 537 Modified

The data have been validated according to the protocols and quality control (QC) requirements of the analytical method, and the U.S. Department of Defense (DoD) Quality Systems Manual (QSM), Version 5.0 (July 2013) and the USEPA National Functional Guidelines for Organic Data Review as follows:

- The USEPA "Contract Laboratories Program National Functional Guidelines for Organic Superfund Methods Data Review," January 2017;
- and the reviewer's professional judgment.

The following data quality indicators were reviewed for this report:

Organics

- Date Completeness, Case Narrative & Custody Documentation

- Holding times
- Liquid Chromatography/Mass Spectrometry (LC/MS) Tuning
- Initial and continuing calibration summaries
- Method blank and field QC blank contamination
- Surrogate Spike recoveries
- Matrix Spike/Matrix Spike Duplicate (MS/MSD) recoveries
- Laboratory Control Sample/Laboratory Control Sample Duplicate (LCS/LCSD) recoveries
- Internal standard area and retention time summary forms
- Target Compound Identification
- Compound Quantitation
- Field Duplicate sample precision

A full (Level IV) data validation was performed with this review including a recalculation of 10% of the detected results in the samples.

Data Usability Assessment

There were no rejections of data.

Overall the data is acceptable for the intended purposes as qualified for the deficiencies detailed in this report.

Please note that any results qualified (U) due to blank contamination may be then qualified (J) due to another action. Therefore, the results may be qualified (UJ) due to the culmination of the blank contaminations and actions from other exceedances of QC criteria.

Perfluorinated Compounds (PFCs)

Data Completeness, Case Narrative & Custody Documentation

- The case narrative and chain-of-custody documentation were included in the data package as required. All criteria were met.

Holding Times

- All samples were extracted within 14 days for water samples and analyzed within 28 days except for the following.

EDS Sample ID	Date Sampled	Date Extracted	# Days	Qualifier
All Samples*	11/29/17	12/30/17	31	J/UJ

* - Except PFOS in EDS Sample IDs 1 and 3 as these results were reported from the original analysis. All other results were reported from the re-extraction outside of holding times.

LC/MS Tuning

- All criteria were met.

Initial Calibration

- All relative standard deviation (%RSD) and/or correlation coefficients criteria were met.

Continuing Calibration

- All percent recovery (%R) and RRF criteria were met.

Method Blank

- The method blanks were free of contamination.

Field QC Blank

- Field QC samples were free of contamination.

Blank ID	Compound	Conc. ng/L	Qualifier	Affected Samples
IR03-EB01-113017	None - ND	-	-	-

Surrogate Spike Recoveries

- All samples exhibited acceptable surrogate %R values.

Matrix Spike/Matrix Spike Duplicate (MS/MSD) Recoveries

- The MS/MSD samples were not analyzed.

Laboratory Control Samples

- The LCS samples exhibited acceptable percent recoveries (%R).

Internal Standard (IS) Area Performance

- All internal standards met response and retention time (RT) criteria.

Target Compound Identification

- All mass spectra and quantitation criteria were met.

Compound Quantitation

- Several samples were analyzed at various dilutions due to high concentrations of target compounds. The reporting limits were adjusted accordingly. No action was required.

Field Duplicate Sample Precision

- Field duplicate results are summarized below. The precision was unacceptable for several compounds, however, all results are already qualified due to holding times and no further qualifications were required.

Compound	IR03-MW116-Y-17D ng/L	IR03-MW116P-Y-17D ng/L	RPD	Qualifier
PFBS	1550	1270	20%	None
PFHxA	4270	3780	12%	
PFHpA	963	720	29%	
PFHxS	613	4550	153%	None - See HT
PFOA	10000	11500	14%	None
PFOS	1510	1030	38%	None - See HT
PFNA	3.84	1.84	70%	

Please contact the undersigned at (757) 564-0090 if you have any questions or need further information.

Signed: Nancy Weaver
Nancy Weaver
Senior Chemist

Dated: 3/12/18

Data Qualifier	Definition
U	The analyte was analyzed for, but was not detected above the level of the reported sample quantitation limit.
J	The analyte is an estimated quantity. The associated numerical value is the approximate concentration of the analyte in the sample.
NJ	The analysis has been "tentatively identified" or "presumptively" as present and the associated numerical value is the estimated concentration in the samples.
UJ	The analyte was analyzed for but was not detected. The reported quantitation limit is approximate and may be inaccurate or imprecise.
R	The data are unusable. The sample results are rejected due to serious deficiencies in meeting QC criteria. The analyte may or may not be present in the samples.



Sample ID: IR03-MW042-C1-17D

Modified EPA Method 537

Client Data		Laboratory Data	
Name: CH2M Hill	Matrix: Groundwater	Lab Sample: 1701828-01	Column: BEH C18
Project: NNSY OU7 WE58	Date Collected: 29-Nov-17 12:20	Date Received: 30-Nov-17 14:35	

Analyte	Conc. (ng/L)	DL	LOD	LOQ	Qualifiers	Batch	Extracted	Samp Size	Analyzed	Dilution
PFBS	148	0.892	2.49	3.99		B7L0209	30-Dec-17	0.251 L	09-Jan-18 02:50	1
PFHxA	933	1.09	2.49	3.99		B7L0209	30-Dec-17	0.251 L	09-Jan-18 02:50	1
PFHpA	153	0.295	2.49	3.99		B7L0209	30-Dec-17	0.251 L	09-Jan-18 02:50	1
PFHxS	3440	9.44	49.8	79.7		B7L0209	30-Dec-17	0.251 L	09-Jan-18 03:46	20
PFOA	5800	6.49	49.8	79.7		B7L0209	30-Dec-17	0.251 L	09-Jan-18 03:46	20
PFOS	18200	40.3	250	400		B7L0028	07-Dec-17	0.0500 L	12-Jan-18 02:20	20
PFNA	28.6	0.404	2.49	3.99		B7L0209	30-Dec-17	0.251 L	09-Jan-18 02:50	1
PFDA	9.28	0.743	2.49	3.99		B7L0209	30-Dec-17	0.251 L	09-Jan-18 02:50	1
MeFOSAA	ND	0.822	2.49	3.99		B7L0209	30-Dec-17	0.251 L	09-Jan-18 02:50	1
PFUnA	ND	0.523	2.49	3.99		B7L0209	30-Dec-17	0.251 L	09-Jan-18 02:50	1
EtFOSAA	ND	0.683	2.49	3.99		B7L0209	30-Dec-17	0.251 L	09-Jan-18 02:50	1
PFDoA	ND	0.395	2.49	3.99		B7L0209	30-Dec-17	0.251 L	09-Jan-18 02:50	1
PFTrDA	ND	0.246	2.49	3.99		B7L0209	30-Dec-17	0.251 L	09-Jan-18 02:50	1
PFTeDA	ND	0.376	2.49	3.99		B7L0209	30-Dec-17	0.251 L	09-Jan-18 02:50	1
Labeled Standards	% Recovery	Limits	Qualifiers	Batch	Extracted	Samp Size	Analyzed	Dilution		
13C3-PFBS	101	50 - 150		B7L0209	30-Dec-17	0.251 L	09-Jan-18 02:50	1		
13C2-PFHxA	95.1	50 - 150		B7L0209	30-Dec-17	0.251 L	09-Jan-18 02:50	1		
13C4-PFHpA	97.6	50 - 150		B7L0209	30-Dec-17	0.251 L	09-Jan-18 02:50	1		
18O2-PFHxS	124	50 - 150		B7L0209	30-Dec-17	0.251 L	09-Jan-18 03:46	20		
13C2-PFOA	99.9	50 - 150		B7L0209	30-Dec-17	0.251 L	09-Jan-18 03:46	20		
13C8-PFOS	90.1	50 - 150		B7L0028	07-Dec-17	0.0500 L	12-Jan-18 02:20	20		
13C5-PFNA	88.4	50 - 150		B7L0209	30-Dec-17	0.251 L	09-Jan-18 02:50	1		
13C2-PFDA	106	50 - 150		B7L0209	30-Dec-17	0.251 L	09-Jan-18 02:50	1		
d3-MeFOSAA	79.9	50 - 150		B7L0209	30-Dec-17	0.251 L	09-Jan-18 02:50	1		
13C2-PFUnA	71.9	50 - 150		B7L0209	30-Dec-17	0.251 L	09-Jan-18 02:50	1		
d5-EtFOSAA	82.8	50 - 150		B7L0209	30-Dec-17	0.251 L	09-Jan-18 02:50	1		
13C2-PFDoA	82.6	50 - 150		B7L0209	30-Dec-17	0.251 L	09-Jan-18 02:50	1		
13C2-PFTeDA	82.9	50 - 150		B7L0209	30-Dec-17	0.251 L	09-Jan-18 02:50	1		

DL - Detection Limit
 LOD - Limit of Detection
 LOQ - Limit of Quantitation
 LCL-LICL - Lower control limit - upper control limit
 Results reported to the DL
 When reported, PFHxS, PFOA and PFOS include both linear and branched isomers
 Only the linear isomer is reported for all other analytes

nw 3181.8

Sample ID: IR03-MW049-C1-17D

Modified EPA Method 537

Client Data		Laboratory Data	
Name: CH2M Hill	Matrix: Groundwater	Lab Sample: 1701828-02	Column: BEH C18
Project: NNSY OU7 WE58	Date Collected: 29-Nov-17 12:25	Date Received: 30-Nov-17 14:35	

Analyte	Conc. (ng/L)	DL	LOD	LOQ	Qualifiers	Batch	Extracted	Samp Size	Analyzed	Dilution
PFBS	313	0.894	2.50	3.99		B7L0209	30-Dec-17	0.250 L	07-Jan-18 00:36	1
PFHxA	761	1.09	2.50	3.99		B7L0209	30-Dec-17	0.250 L	07-Jan-18 00:36	1
PFHpA	305	0.295	2.50	3.99		B7L0209	30-Dec-17	0.250 L	07-Jan-18 00:36	1
PFHxS	491	0.473	2.50	3.99		B7L0209	30-Dec-17	0.250 L	07-Jan-18 00:36	1
PFOA	683	0.325	2.50	3.99		B7L0209	30-Dec-17	0.250 L	19-Jan-18 13:08	1
PFOS	2450	4.03	25.0	39.9		B7L0209	30-Dec-17	0.250 L	09-Jan-18 03:57	10
PFNA	120	0.404	2.50	3.99		B7L0209	30-Dec-17	0.250 L	07-Jan-18 00:36	1
PFDA	1.48	0.744	2.50	3.99		B7L0209	30-Dec-17	0.250 L	07-Jan-18 00:36	1
MeFOSAA	ND	0.824	2.50	3.99		B7L0209	30-Dec-17	0.250 L	07-Jan-18 00:36	1
PFUnA	ND	0.524	2.50	3.99		B7L0209	30-Dec-17	0.250 L	07-Jan-18 00:36	1
EtFOSAA	ND	0.684	2.50	3.99		B7L0209	30-Dec-17	0.250 L	07-Jan-18 00:36	1
PFDoA	ND	0.395	2.50	3.99		B7L0209	30-Dec-17	0.250 L	07-Jan-18 00:36	1
PFTeDA	ND	0.247	2.50	3.99		B7L0209	30-Dec-17	0.250 L	07-Jan-18 00:36	1
PFTeDA	ND	0.377	2.50	3.99		B7L0209	30-Dec-17	0.250 L	07-Jan-18 00:36	1
Labeled Standards	% Recovery	Limits	Limits	LOQ	Qualifiers	Batch	Extracted	Samp Size	Analyzed	Dilution
13C3-PFBS	95.2	50 - 150	50 - 150			B7L0209	30-Dec-17	0.250 L	07-Jan-18 00:36	1
13C2-PFHxA	93.6	50 - 150	50 - 150			B7L0209	30-Dec-17	0.250 L	07-Jan-18 00:36	1
13C4-PFHpA	87.4	50 - 150	50 - 150			B7L0209	30-Dec-17	0.250 L	07-Jan-18 00:36	1
18O2-PFHxS	86.6	50 - 150	50 - 150			B7L0209	30-Dec-17	0.250 L	07-Jan-18 00:36	1
13C2-PFOA	99.1	50 - 150	50 - 150			B7L0209	30-Dec-17	0.250 L	19-Jan-18 13:08	1
13C8-PFOS	129	50 - 150	50 - 150			B7L0209	30-Dec-17	0.250 L	09-Jan-18 03:57	10
13C5-PFNA	84.3	50 - 150	50 - 150			B7L0209	30-Dec-17	0.250 L	07-Jan-18 00:36	1
13C2-PFDA	73.8	50 - 150	50 - 150			B7L0209	30-Dec-17	0.250 L	07-Jan-18 00:36	1
d3-MeFOSAA	69.3	50 - 150	50 - 150			B7L0209	30-Dec-17	0.250 L	07-Jan-18 00:36	1
13C2-PFUnA	84.0	50 - 150	50 - 150			B7L0209	30-Dec-17	0.250 L	07-Jan-18 00:36	1
d5-EtFOSAA	66.3	50 - 150	50 - 150			B7L0209	30-Dec-17	0.250 L	07-Jan-18 00:36	1
13C2-PFDoA	60.0	50 - 150	50 - 150			B7L0209	30-Dec-17	0.250 L	07-Jan-18 00:36	1
13C2-PFTeDA	51.3	50 - 150	50 - 150			B7L0209	30-Dec-17	0.250 L	07-Jan-18 00:36	1

DL - Detection Limit
 LOD - Limit of Detection
 LOQ - Limit of quantitation
 LCL-UCL - Lower control limit - upper control limit
 Results reported to the DL.
 When reported, PFHxS, PFOA and PFOS include both linear and branched isomers.
 Only the linear isomer is reported for all other analytes.

new 3181.8

Sample ID: IR03-MW103-C1-17D

Modified EPA Method 537

Client Data		Laboratory Data	
Name: CH2M Hill	Matrix: Groundwater	Lab Sample: 1701828-03	Column: BEH C18
Project: NNSY OU7 WE58	Date Collected: 29-Nov-17 09:58	Date Received: 30-Nov-17 14:35	

Analyte	Conc. (ng/L)	DL	LOD	LOQ	Qualifiers	Batch	Extracted	Sampl Size	Analyzed	Dilution
PFBS	1010	17.6	49.0	78.5	D	B7L0209	30-Dec-17	0.255 L	09-Jan-18 04:09	20
PFHxA	3200	21.4	49.0	78.5	D	B7L0209	30-Dec-17	0.255 L	09-Jan-18 04:09	20
PFHpA	545	0.290	2.45	3.93		B7L0209	30-Dec-17	0.255 L	09-Jan-18 03:02	1
PFHxS	10800	9.29	49.0	78.5	D	B7L0209	30-Dec-17	0.255 L	09-Jan-18 04:09	20
PFOA	8350	6.39	49.0	78.5	D	B7L0209	30-Dec-17	0.255 L	09-Jan-18 04:09	20
PFOS	13500	40.3	250	400	D	B7L0028	07-Dec-17	0.0500 L	12-Jan-18 02:31	20
PFNA	29.5	0.397	2.45	3.93		B7L0209	30-Dec-17	0.255 L	09-Jan-18 03:02	1
PFDA	5.99	0.731	2.45	3.93		B7L0209	30-Dec-17	0.255 L	09-Jan-18 03:02	1
MeFOSAA	ND	0.810	2.45	3.93		B7L0209	30-Dec-17	0.255 L	09-Jan-18 03:02	1
PFUnA	ND	0.515	2.45	3.93		B7L0209	30-Dec-17	0.255 L	09-Jan-18 03:02	1
EFOSAA	ND	0.672	2.45	3.93		B7L0209	30-Dec-17	0.255 L	09-Jan-18 03:02	1
PFDoA	ND	0.389	2.45	3.93		B7L0209	30-Dec-17	0.255 L	09-Jan-18 03:02	1
PFTtDA	ND	0.242	2.45	3.93		B7L0209	30-Dec-17	0.255 L	09-Jan-18 03:02	1
PFTeDA	ND	0.370	2.45	3.93		B7L0209	30-Dec-17	0.255 L	09-Jan-18 03:02	1
Labeled Standards	% Recovery	Limits	Qualifiers	Batch	Extracted	Sampl Size	Analyzed	Dilution		
13C3-PFBS	98.8	50 - 150	D	B7L0209	30-Dec-17	0.255 L	09-Jan-18 04:09	20		
13C2-PFHxA	97.2	50 - 150	D	B7L0209	30-Dec-17	0.255 L	09-Jan-18 04:09	20		
13C4-PFHpA	105	50 - 150		B7L0209	30-Dec-17	0.255 L	09-Jan-18 03:02	1		
18O2-PFHxS	65.3	50 - 150		B7L0209	30-Dec-17	0.255 L	09-Jan-18 04:09	20		
13C2-PFOA	115	50 - 150		B7L0209	30-Dec-17	0.255 L	09-Jan-18 04:09	20		
13C8-PFOS	84.3	50 - 150		B7L0028	07-Dec-17	0.0500 L	12-Jan-18 02:31	20		
13C5-PFNA	106	50 - 150		B7L0209	30-Dec-17	0.255 L	09-Jan-18 03:02	1		
13C2-PFDA	94.5	50 - 150		B7L0209	30-Dec-17	0.255 L	09-Jan-18 03:02	1		
d3-MeFOSAA	75.1	50 - 150		B7L0209	30-Dec-17	0.255 L	09-Jan-18 03:02	1		
13C2-PFUnA	76.7	50 - 150		B7L0209	30-Dec-17	0.255 L	09-Jan-18 03:02	1		
d5-EtFOSAA	73.3	50 - 150		B7L0209	30-Dec-17	0.255 L	09-Jan-18 03:02	1		
13C2-PFDoA	81.3	50 - 150		B7L0209	30-Dec-17	0.255 L	09-Jan-18 03:02	1		
13C2-PFTeDA	93.7	50 - 150		B7L0209	30-Dec-17	0.255 L	09-Jan-18 03:02	1		

DL - Detection Limit
 LOD - Limit of Detection
 LOQ - Limit of quantitation
 LCL-UCL - Lower control limit - upper control limit
 Results reported to the DL
 When reported, PFHxS, PFOA and PFOS include both linear and branched isomers.
 Only the linear isomer is reported for all other analytes

rw 318128

Sample ID: IR03-MW104-C2-17D

Modified EPA Method 537

Client Data		Laboratory Data		Matrix:		Date Collected:		Date Received:		Column:	
Name:	CH2M Hill	Lab Sample:	1701828-04	Groundwater	30-Nov-17 14:35	BEHC18					
Project:	NNSY OU7 WE58	Date Received:	30-Nov-17 14:35	29-Nov-17 10:05							
Analyte	Conc. (ng/L)	DL	LOD	LOQ	Qualifiers	Batch	Extracted	Samp Size	Analyzed	Dilution	
PFBS	29.8	0.880	2.46	3.93		B7L0209	30-Dec-17	0.254 L	09-Jan-18 03:24	1	
PFHxA	104	1.07	2.46	3.93		B7L0209	30-Dec-17	0.254 L	09-Jan-18 03:24	1	
PFHpA	15.6	0.290	2.46	3.93		B7L0209	30-Dec-17	0.254 L	09-Jan-18 03:24	1	
PFHxS	152	0.465	2.46	3.93		B7L0209	30-Dec-17	0.254 L	09-Jan-18 03:24	1	
PFOA	215	0.320	2.46	3.93		B7L0209	30-Dec-17	0.254 L	09-Jan-18 03:24	1	
PFOS	89.0	0.397	2.46	3.93		B7L0209	30-Dec-17	0.254 L	04-Jan-18 05:15	1	
PFNA	ND	0.398	2.46	3.93		B7L0209	30-Dec-17	0.254 L	09-Jan-18 03:24	1	
PFDA	ND	0.732	2.46	3.93		B7L0209	30-Dec-17	0.254 L	09-Jan-18 03:24	1	
MeFOSAA	ND	0.811	2.46	3.93		B7L0209	30-Dec-17	0.254 L	09-Jan-18 03:24	1	
PFUnA	ND	0.516	2.46	3.93		B7L0209	30-Dec-17	0.254 L	09-Jan-18 03:24	1	
EtFOSAA	ND	0.673	2.46	3.93		B7L0209	30-Dec-17	0.254 L	09-Jan-18 03:24	1	
PFDoA	ND	0.389	2.46	3.93		B7L0209	30-Dec-17	0.254 L	09-Jan-18 03:24	1	
PFTtDA	ND	0.243	2.46	3.93		B7L0209	30-Dec-17	0.254 L	09-Jan-18 03:24	1	
PFTeDA	ND	0.371	2.46	3.93		B7L0209	30-Dec-17	0.254 L	09-Jan-18 03:24	1	
Labeled Standards	Type	Limits	% Recovery	Qualifiers	Batch	Extracted	Samp Size	Analyzed	Dilution		
13C3-PFBs	IS	50 - 150	94.7		B7L0209	30-Dec-17	0.254 L	09-Jan-18 03:24	1		
13C2-PFHxA	IS	50 - 150	103		B7L0209	30-Dec-17	0.254 L	09-Jan-18 03:24	1		
13C4-PFHpA	IS	50 - 150	101		B7L0209	30-Dec-17	0.254 L	09-Jan-18 03:24	1		
18O2-PFHxS	IS	50 - 150	86.4		B7L0209	30-Dec-17	0.254 L	09-Jan-18 03:24	1		
13C2-PFOA	IS	50 - 150	104		B7L0209	30-Dec-17	0.254 L	09-Jan-18 03:24	1		
13C8-PFOS	IS	50 - 150	82.5		B7L0209	30-Dec-17	0.254 L	04-Jan-18 05:15	1		
13C5-PFNA	IS	50 - 150	85.6		B7L0209	30-Dec-17	0.254 L	09-Jan-18 03:24	1		
13C2-PFDA	IS	50 - 150	78.2		B7L0209	30-Dec-17	0.254 L	09-Jan-18 03:24	1		
d3-MeFOSAA	IS	50 - 150	73.5		B7L0209	30-Dec-17	0.254 L	09-Jan-18 03:24	1		
13C2-PFUnA	IS	50 - 150	91.2		B7L0209	30-Dec-17	0.254 L	09-Jan-18 03:24	1		
d5-EtFOSAA	IS	50 - 150	81.3		B7L0209	30-Dec-17	0.254 L	09-Jan-18 03:24	1		
13C2-PFDovA	IS	50 - 150	94.3		B7L0209	30-Dec-17	0.254 L	09-Jan-18 03:24	1		
13C2-PFTeDA	IS	50 - 150	109		B7L0209	30-Dec-17	0.254 L	09-Jan-18 03:24	1		

DL - Detection Limit
 LOD - Limit of Detection
 LOQ - Limit of Quantitation
 LCL-UCL - Lower control limit - upper control limit
 Results reported to the DL
 When reported, PFHxS, PFOA and PFOS include both linear and branched isomers
 Only the linear isomer is reported for all other analytes

new 3181.8

Modified EPA Method 537

Sample ID: IR03-MW116-Y-17D

Client Data		Laboratory Data	
Name: CH2M Hill	Matrix: Groundwater	Lab Sample: 1701828-05	Column: BEH C18
Project: NNSY O07 WE58	Date Collected: 29-Nov-17 15:30	Date Received: 30-Nov-17 14:35	

Analyte	Conc. (ng/L)	DL	LOD	LOQ	Qualifiers	Batch	Extracted	Samp Size	Analyzed	Dilution
PFBS	1550	18.0	50.2	80.4	D	B7L0209	30-Dec-17	0.249 L	09-Jan-18 04:20	20
PFHxA	4270	21.9	50.2	80.4	D	B7L0209	30-Dec-17	0.249 L	09-Jan-18 04:20	20
PFHpA	963	0.297	2.51	4.02		B7L0209	30-Dec-17	0.249 L	07-Jan-18 01:10	1
PFHxS	613	0.476	2.51	4.02		B7L0209	30-Dec-17	0.249 L	07-Jan-18 01:10	1
PFOA	10000	6.55	50.2	80.4	D	B7L0209	30-Dec-17	0.249 L	09-Jan-18 04:20	20
PFOS	1510	8.11	50.2	80.4		B7L0209	30-Dec-17	0.249 L	09-Jan-18 04:20	20
PFNA	3.84	0.407	2.51	4.02	J	B7L0209	30-Dec-17	0.249 L	07-Jan-18 01:10	1
PFDA	ND	0.749	2.51	4.02		B7L0209	30-Dec-17	0.249 L	07-Jan-18 01:10	1
MeFOSAA	ND	0.830	2.51	4.02		B7L0209	30-Dec-17	0.249 L	07-Jan-18 01:10	1
PFUnA	ND	0.528	2.51	4.02		B7L0209	30-Dec-17	0.249 L	07-Jan-18 01:10	1
EtFOSAA	ND	0.689	2.51	4.02		B7L0209	30-Dec-17	0.249 L	07-Jan-18 01:10	1
PFDoA	ND	0.398	2.51	4.02		B7L0209	30-Dec-17	0.249 L	07-Jan-18 01:10	1
PFTeDA	ND	0.248	2.51	4.02		B7L0209	30-Dec-17	0.249 L	07-Jan-18 01:10	1
PFTeDA	ND	0.380	2.51	4.02		B7L0209	30-Dec-17	0.249 L	07-Jan-18 01:10	1

Labeled Standards	Type	% Recovery	Limits	Qualifiers	Batch	Extracted	Samp Size	Analyzed	Dilution
13C3-PFBS	IS	121	50 - 150	D	B7L0209	30-Dec-17	0.249 L	09-Jan-18 04:20	20
13C2-PFHxA	IS	136	50 - 150	D	B7L0209	30-Dec-17	0.249 L	09-Jan-18 04:20	20
13C4-PFHpA	IS	124	50 - 150		B7L0209	30-Dec-17	0.249 L	07-Jan-18 01:10	1
18O2-PFHxS	IS	102	50 - 150		B7L0209	30-Dec-17	0.249 L	07-Jan-18 01:10	1
13C2-PFOA	IS	140	50 - 150	D	B7L0209	30-Dec-17	0.249 L	09-Jan-18 04:20	20
13C8-PFOS	IS	81.0	50 - 150	D	B7L0209	30-Dec-17	0.249 L	09-Jan-18 04:20	20
13C5-PFNA	IS	75.2	50 - 150		B7L0209	30-Dec-17	0.249 L	07-Jan-18 01:10	1
13C2-PFDA	IS	70.5	50 - 150		B7L0209	30-Dec-17	0.249 L	07-Jan-18 01:10	1
d3-MeFOSAA	IS	70.1	50 - 150		B7L0209	30-Dec-17	0.249 L	07-Jan-18 01:10	1
13C2-PFUnA	IS	93.8	50 - 150		B7L0209	30-Dec-17	0.249 L	07-Jan-18 01:10	1
d5-EtFOSAA	IS	95.0	50 - 150		B7L0209	30-Dec-17	0.249 L	07-Jan-18 01:10	1
13C2-PFDoA	IS	107	50 - 150		B7L0209	30-Dec-17	0.249 L	07-Jan-18 01:10	1
13C2-PFTeDA	IS	105	50 - 150		B7L0209	30-Dec-17	0.249 L	07-Jan-18 01:10	1

DL - Detection Limit
 LOD - Limit of Detection
 LOQ - Limit of quantitation
 LCL-LCL - Lower control limit - upper control limit
 Results reported to the DL
 When reported, PFHxS, PFOA and PFOS include both linear and branched isomers
 Only the linear isomer is reported for all other analytes

NW 3/8/18

Sample ID: IR03-MW116P-Y-17D

Modified EPA Method 537

Client Data		Laboratory Data	
Name: CH2M Hill	Matrix: Groundwater	Lab Sample: 1701828-06	Column: BEH C18
Project: NNSY OU7 WE58	Date Collected: 29-Nov-17 15:35	Date Received: 30-Nov-17 14:35	

Analyte	Conc. (ng/L)	DL	LOD	LOQ	Qualifiers	Batch	Extracted	Samp Size	Analyzed	Dilution
PFBS	1270	17.3	48.3	77.2	Ⓟ	B7L0209	30-Dec-17	0.259 L	09-Jan-18 04:31	20
PFHxA	3780	21.0	48.3	77.2	Ⓟ	B7L0209	30-Dec-17	0.259 L	09-Jan-18 04:31	20
PFHpA	720	0.285	2.41	3.86		B7L0209	30-Dec-17	0.259 L	09-Jan-18 03:35	1
PFHxS	4550	9.14	48.3	77.2	Ⓟ	B7L0209	30-Dec-17	0.259 L	09-Jan-18 04:31	20
PFOA	11500	6.28	48.3	77.2	Ⓟ	B7L0209	30-Dec-17	0.259 L	09-Jan-18 04:31	20
PFOS	1030	7.79	48.3	77.2	Ⓟ	B7L0209	30-Dec-17	0.259 L	09-Jan-18 04:31	20
PFNA	1.84	0.391	2.41	3.86		B7L0209	30-Dec-17	0.259 L	09-Jan-18 03:35	1
PFDA	ND	0.719	2.41	3.86		B7L0209	30-Dec-17	0.259 L	09-Jan-18 03:35	1
MeFOSAA	ND	0.796	2.41	3.86		B7L0209	30-Dec-17	0.259 L	09-Jan-18 03:35	1
PFUnA	ND	0.507	2.41	3.86		B7L0209	30-Dec-17	0.259 L	09-Jan-18 03:35	1
EtFOSAA	ND	0.661	2.41	3.86		B7L0209	30-Dec-17	0.259 L	09-Jan-18 03:35	1
PFDoA	ND	0.382	2.41	3.86		B7L0209	30-Dec-17	0.259 L	09-Jan-18 03:35	1
PFTTrDA	ND	0.238	2.41	3.86		B7L0209	30-Dec-17	0.259 L	09-Jan-18 03:35	1
PFTeDA	ND	0.364	2.41	3.86		B7L0209	30-Dec-17	0.259 L	09-Jan-18 03:35	1
Labeled Standards	% Recovery	Limits	Limits	Qualifiers	Batch	Extracted	Samp Size	Analyzed	Dilution	
I3C3-PFBS	99.0	50 - 150	50 - 150	Ⓟ	B7L0209	30-Dec-17	0.259 L	09-Jan-18 04:31	20	
I3C2-PFHxA	101	50 - 150	50 - 150	Ⓟ	B7L0209	30-Dec-17	0.259 L	09-Jan-18 04:31	20	
I3C4-PFHpA	109	50 - 150	50 - 150	Ⓟ	B7L0209	30-Dec-17	0.259 L	09-Jan-18 03:35	1	
I8O2-PFHxS	132	50 - 150	50 - 150	Ⓟ	B7L0209	30-Dec-17	0.259 L	09-Jan-18 04:31	20	
I3C2-PFOA	111	50 - 150	50 - 150	Ⓟ	B7L0209	30-Dec-17	0.259 L	09-Jan-18 04:31	20	
I3C8-PFOS	94.5	50 - 150	50 - 150	Ⓟ	B7L0209	30-Dec-17	0.259 L	09-Jan-18 04:31	20	
I3C5-PFNA	96.9	50 - 150	50 - 150	Ⓟ	B7L0209	30-Dec-17	0.259 L	09-Jan-18 03:35	1	
I3C2-PFDA	85.5	50 - 150	50 - 150	Ⓟ	B7L0209	30-Dec-17	0.259 L	09-Jan-18 03:35	1	
d3-MeFOSAA	91.1	50 - 150	50 - 150	Ⓟ	B7L0209	30-Dec-17	0.259 L	09-Jan-18 03:35	1	
I3C2-PFUnA	87.2	50 - 150	50 - 150	Ⓟ	B7L0209	30-Dec-17	0.259 L	09-Jan-18 03:35	1	
d5-EtFOSAA	86.7	50 - 150	50 - 150	Ⓟ	B7L0209	30-Dec-17	0.259 L	09-Jan-18 03:35	1	
I3C2-PFDoA	109	50 - 150	50 - 150	Ⓟ	B7L0209	30-Dec-17	0.259 L	09-Jan-18 03:35	1	
I3C2-PFTeDA	123	50 - 150	50 - 150	Ⓟ	B7L0209	30-Dec-17	0.259 L	09-Jan-18 03:35	1	

DI, - Detection Limit
 LOD - Limit of Detection
 LOQ - Limit of quantitation
 LCL-UCL - Lower control limit - upper control limit
 Results reported to the DL
 When reported, PFHxS, PFOA and PFOS include both linear and branched isomers
 Only the linear isomer is reported for all other analytes

HT

rw 3/8/18

LOCATION_NAME	SITE_NAME	INSTALLATION_ID	LOCATION_TYPE	LOCATION_TYPE_DESC	SDG	COORD_X	COORD_Y	ANALYTICAL_METHOD_GRP_DESC	SAMPLE_NAME	SAMPLE_MATRIX	SAMPLE_MATRIX_DESC	COLLECT_DATE
IR03-MW103-C1	SITE 00003	NORFOLK_NSY_PO RTS_VA	WLM	Monitoring well	1701828	12125325.99	3459607.71	Perfluoroalkyl Compounds	IR03-MW103- C1-17D	WG	Ground water	29-Nov-17
IR03-MW116-Y	SITE 00003	NORFOLK_NSY_PO RTS_VA	WLM	Monitoring well	1701828	12126119.86	3459746.93	Perfluoroalkyl Compounds	IR03-MW116P- Y-17D	WG	Ground water	29-Nov-17
IR03-MW042-C1	SITE 00003	NORFOLK_NSY_PO RTS_VA	WLM	Monitoring well	1701828	12125422.76	3459492.34	Perfluoroalkyl Compounds	IR03-MW042- C1-17D	WG	Ground water	29-Nov-17
IR03-MW116-Y	SITE 00003	NORFOLK_NSY_PO RTS_VA	WLM	Monitoring well	1701828	12126119.86	3459746.93	Perfluoroalkyl Compounds	IR03-MW116-Y- 17D	WG	Ground water	29-Nov-17
IR03-MW104-C2	SITE 00003	NORFOLK_NSY_PO RTS_VA	WLM	Monitoring well	1701828	12125681.87	3459596.56	Perfluoroalkyl Compounds	IR03-MW104- C2-17D	WG	Ground water	29-Nov-17
IR03-MW103-C1	SITE 00003	NORFOLK_NSY_PO RTS_VA	WLM	Monitoring well	1701828	12125325.99	3459607.71	Perfluoroalkyl Compounds	IR03-MW103- C1-17D	WG	Ground water	29-Nov-17
IR03-MW116-Y	SITE 00003	NORFOLK_NSY_PO RTS_VA	WLM	Monitoring well	1701828	12126119.86	3459746.93	Perfluoroalkyl Compounds	IR03-MW116P- Y-17D	WG	Ground water	29-Nov-17
IR03-MW116-Y	SITE 00003	NORFOLK_NSY_PO RTS_VA	WLM	Monitoring well	1701828	12126119.86	3459746.93	Perfluoroalkyl Compounds	IR03-MW116-Y- 17D	WG	Ground water	29-Nov-17
IR03-MW049-C1	SITE 00003	NORFOLK_NSY_PO RTS_VA	WLM	Monitoring well	1701828	12125523.15	3459910.05	Perfluoroalkyl Compounds	IR03-MW049- C1-17D	WG	Ground water	29-Nov-17
IR03-MW042-C1	SITE 00003	NORFOLK_NSY_PO RTS_VA	WLM	Monitoring well	1701828	12125422.76	3459492.34	Perfluoroalkyl Compounds	IR03-MW042- C1-17D	WG	Ground water	29-Nov-17
IR03-MW049-C1	SITE 00003	NORFOLK_NSY_PO RTS_VA	WLM	Monitoring well	1701828	12125523.15	3459910.05	Perfluoroalkyl Compounds	IR03-MW049- C1-17D	WG	Ground water	29-Nov-17
IR03-MW116-Y	SITE 00003	NORFOLK_NSY_PO RTS_VA	WLM	Monitoring well	1701828	12126119.86	3459746.93	Perfluoroalkyl Compounds	IR03-MW116P- Y-17D	WG	Ground water	29-Nov-17
IR03-MW104-C2	SITE 00003	NORFOLK_NSY_PO RTS_VA	WLM	Monitoring well	1701828	12125681.87	3459596.56	Perfluoroalkyl Compounds	IR03-MW104- C2-17D	WG	Ground water	29-Nov-17
IR03-MW104-C2	SITE 00003	NORFOLK_NSY_PO RTS_VA	WLM	Monitoring well	1701828	12125681.87	3459596.56	Perfluoroalkyl Compounds	IR03-MW104- C2-17D	WG	Ground water	29-Nov-17
IR03-MW049-C1	SITE 00003	NORFOLK_NSY_PO RTS_VA	WLM	Monitoring well	1701828	12125523.15	3459910.05	Perfluoroalkyl Compounds	IR03-MW049- C1-17D	WG	Ground water	29-Nov-17
IR03-MW116-Y	SITE 00003	NORFOLK_NSY_PO RTS_VA	WLM	Monitoring well	1701828	12126119.86	3459746.93	Perfluoroalkyl Compounds	IR03-MW116P- Y-17D	WG	Ground water	29-Nov-17
IR03-MW103-C1	SITE 00003	NORFOLK_NSY_PO RTS_VA	WLM	Monitoring well	1701828	12125325.99	3459607.71	Perfluoroalkyl Compounds	IR03-MW103- C1-17D	WG	Ground water	29-Nov-17
IR03-MW116-Y	SITE 00003	NORFOLK_NSY_PO RTS_VA	WLM	Monitoring well	1701828	12126119.86	3459746.93	Perfluoroalkyl Compounds	IR03-MW116-Y- 17D	WG	Ground water	29-Nov-17
IR03-MW049-C1	SITE 00003	NORFOLK_NSY_PO RTS_VA	WLM	Monitoring well	1701828	12125523.15	3459910.05	Perfluoroalkyl Compounds	IR03-MW049- C1-17D	WG	Ground water	29-Nov-17
IR03-MW049-C1	SITE 00003	NORFOLK_NSY_PO RTS_VA	WLM	Monitoring well	1701828	12125523.15	3459910.05	Perfluoroalkyl Compounds	IR03-MW049- C1-17D	WG	Ground water	29-Nov-17
IR03-MW104-C2	SITE 00003	NORFOLK_NSY_PO RTS_VA	WLM	Monitoring well	1701828	12125681.87	3459596.56	Perfluoroalkyl Compounds	IR03-MW104- C2-17D	WG	Ground water	29-Nov-17
IR03-MW116-Y	SITE 00003	NORFOLK_NSY_PO RTS_VA	WLM	Monitoring well	1701828	12126119.86	3459746.93	Perfluoroalkyl Compounds	IR03-MW116-Y- 17D	WG	Ground water	29-Nov-17
IR03-MW042-C1	SITE 00003	NORFOLK_NSY_PO RTS_VA	WLM	Monitoring well	1701828	12125422.76	3459492.34	Perfluoroalkyl Compounds	IR03-MW042- C1-17D	WG	Ground water	29-Nov-17

IR03-MW104-C2	SITE 00003	NORFOLK_NSY_PO RTS_VA	WLM	Monitoring well	1701828	12125681.87	3459596.56	Perfluoroalkyl Compounds	IR03-MW104- C2-17D	WG	Ground water	29-Nov-17
IR03-MW103-C1	SITE 00003	NORFOLK_NSY_PO RTS_VA	WLM	Monitoring well	1701828	12125325.99	3459607.71	Perfluoroalkyl Compounds	IR03-MW103- C1-17D	WG	Ground water	29-Nov-17
IR03-MW103-C1	SITE 00003	NORFOLK_NSY_PO RTS_VA	WLM	Monitoring well	1701828	12125325.99	3459607.71	Perfluoroalkyl Compounds	IR03-MW103- C1-17D	WG	Ground water	29-Nov-17
IR03-MW116-Y	SITE 00003	NORFOLK_NSY_PO RTS_VA	WLM	Monitoring well	1701828	12126119.86	3459746.93	Perfluoroalkyl Compounds	IR03-MW116-Y- 17D	WG	Ground water	29-Nov-17
IR03-MW103-C1	SITE 00003	NORFOLK_NSY_PO RTS_VA	WLM	Monitoring well	1701828	12125325.99	3459607.71	Perfluoroalkyl Compounds	IR03-MW103- C1-17D	WG	Ground water	29-Nov-17
IR03-MW104-C2	SITE 00003	NORFOLK_NSY_PO RTS_VA	WLM	Monitoring well	1701828	12125681.87	3459596.56	Perfluoroalkyl Compounds	IR03-MW104- C2-17D	WG	Ground water	29-Nov-17
IR03-MW103-C1	SITE 00003	NORFOLK_NSY_PO RTS_VA	WLM	Monitoring well	1701828	12125325.99	3459607.71	Perfluoroalkyl Compounds	IR03-MW103- C1-17D	WG	Ground water	29-Nov-17
IR03-MW103-C1	SITE 00003	NORFOLK_NSY_PO RTS_VA	WLM	Monitoring well	1701828	12125325.99	3459607.71	Perfluoroalkyl Compounds	IR03-MW103- C1-17D	WG	Ground water	29-Nov-17
IR03-MW104-C2	SITE 00003	NORFOLK_NSY_PO RTS_VA	WLM	Monitoring well	1701828	12125681.87	3459596.56	Perfluoroalkyl Compounds	IR03-MW104- C2-17D	WG	Ground water	29-Nov-17
IR03-MW049-C1	SITE 00003	NORFOLK_NSY_PO RTS_VA	WLM	Monitoring well	1701828	12125523.15	3459910.05	Perfluoroalkyl Compounds	IR03-MW049- C1-17D	WG	Ground water	29-Nov-17
IR03-MW049-C1	SITE 00003	NORFOLK_NSY_PO RTS_VA	WLM	Monitoring well	1701828	12125523.15	3459910.05	Perfluoroalkyl Compounds	IR03-MW049- C1-17D	WG	Ground water	29-Nov-17
IR03-MW049-C1	SITE 00003	NORFOLK_NSY_PO RTS_VA	WLM	Monitoring well	1701828	12125523.15	3459910.05	Perfluoroalkyl Compounds	IR03-MW049- C1-17D	WG	Ground water	29-Nov-17
IR03-MW116-Y	SITE 00003	NORFOLK_NSY_PO RTS_VA	WLM	Monitoring well	1701828	12126119.86	3459746.93	Perfluoroalkyl Compounds	IR03-MW116-Y- 17D	WG	Ground water	29-Nov-17