



**Off-Base Drinking Water Sample Results,  
Level 2 Laboratory Report, Level 4 Laboratory Report,  
Electronic Data Deliverable, Data Validation Report,  
and the Sample Location Figure, SDG 1800284**

*Naval Air Station Oceana  
Virginia Beach, Virginia*

July 2019



March 12, 2018

**Vista Work Order No. 1800284**

Ms. Tiffany Hill  
CH2M Hill  
1100 NE Circle Blvd. Suite 300  
Corvallis, OR 97330

Dear Ms. Hill,

Enclosed are the results for the sample set received at Vista Analytical Laboratory on February 09, 2018. This sample set was analyzed on a rush turn-around time, under your Project Name 'CTO-WE01,Fentress PFAS Res. DW Investigation'.

Vista Analytical Laboratory is committed to serving you effectively. If you require additional information, please contact me at 916-673-1520 or by email at [mmaier@vista-analytical.com](mailto:mmaier@vista-analytical.com).

Thank you for choosing Vista as part of your analytical support team.

Sincerely,

Martha Maier  
Laboratory Director



*Vista Analytical Laboratory certifies that the report herein meets all the requirements set forth by NELAP for those applicable test methods. Results relate only to the samples as received by the laboratory. This report should not be reproduced except in full without the written approval of Vista.*

## Vista Work Order No. 1800284

### Case Narrative

#### Sample Condition on Receipt:

Seventeen drinking water samples were received in good condition and within the method temperature requirements. The samples were received and stored securely in accordance with Vista standard operating procedures and EPA methodology.

#### Analytical Notes:

##### Modified EPA Method 537

The following samples contained particulate and were centrifuged prior to extraction:

<u>Laboratory ID</u>	<u>Sample Name</u>
1800284-01	OF-RW65-0218
1800284-02	OF-RW65P-0218
1800284-04	OF-RW49-0218
1800284-08	OF-RW11-0218
1800284-10	OF-RW25-0218
1800284-12	OF-RW12-0218
1800284-14	OF-RW09-0218

The samples were extracted and analyzed for a selected list of PFAS using Modified EPA Method 537.

##### Holding Times

The samples were extracted and analyzed within the method hold times. Sample "OF-RW31-0218" required re-extraction; the re-extraction was performed outside of the hold time.

##### Quality Control

The Initial Calibration met the method acceptance criteria. The recovery of PFUDA was > 130 % in one Continuing Calibration Verification. This analyte was not detected in the associated samples. The recoveries of all other analytes were within the acceptance criteria.

A Method Blank and Ongoing Precision and Recovery (OPR) sample were extracted and analyzed with each preparation batch. No analytes were detected in the Method Blanks above 1/2 the LOQ. The recovery of PFDoA was > 130% in the OPR associated with prep batch B8B0071. The recovery of PFDA was > 130% in the OPR associated with prep batch B8B0147. These analytes were not detected in the associated samples. The recoveries of all other analytes were within the method acceptance criteria.

The extracts of the OPR associated with prep batch B8B0147 was re-injected because one or more Injection Internal Standard Analyte response areas were outside of criteria. The results were similar in the second injection. The results from the original injection have been reported.

The labeled standard recoveries outside the acceptance criteria are listed in the table below.

As requested, an MS/MSD was performed on sample "OF-RW41-0218". The MS/MSD recoveries and/or RPDs were out of the acceptance criteria for MeFOSAA and PFUnA.

#### QC Anomalies

LabNumber	SampleName	Analysis	Analyte	Flag	%Rec
1800284-16	OF-RW31-0218	Modified EPA Method 537	13C3-PFBS	H	177

H = Recovery was outside laboratory acceptance criteria.

## TABLE OF CONTENTS

Case Narrative.....	1
Table of Contents.....	4
Sample Inventory.....	5
Analytical Results.....	6
Qualifiers.....	29
Certifications.....	30
Sample Receipt.....	31

# Sample Inventory Report

Vista Sample ID	Client Sample ID	Sampled	Received	Components/Containers
1800284-01	OF-RW65-0218	06-Feb-18 09:20	09-Feb-18 10:32	HDPE Bottle, 125 mL
1800284-02	OF-RW65P-0218	06-Feb-18 09:21	09-Feb-18 10:32	HDPE Bottle, 125 mL
1800284-03	OF-FB65-0218	06-Feb-18 09:22	09-Feb-18 10:32	HDPE Bottle, 125 mL
1800284-04	OF-RW49-0218	06-Feb-18 09:52	09-Feb-18 10:32	HDPE Bottle, 125 mL
1800284-05	OF-FB49-0218	06-Feb-18 09:54	09-Feb-18 10:32	HDPE Bottle, 125 mL
1800284-06	OF-RW41-0218	MS/MSD06-Feb-18 13:05	09-Feb-18 10:32	HDPE Bottle, 125 mL
				HDPE Bottle, 125 mL
				HDPE Bottle, 125 mL
				HDPE Bottle, 125 mL
				HDPE Bottle, 125 mL
				HDPE Bottle, 125 mL
1800284-07	OF-FB41-0218	06-Feb-18 13:05	09-Feb-18 10:32	HDPE Bottle, 125 mL
1800284-08	OF-RW11-0218	07-Feb-18 13:06	09-Feb-18 10:32	HDPE Bottle, 125 mL
1800284-09	OF-FB11-0218	07-Feb-18 10:42	09-Feb-18 10:32	HDPE Bottle, 125 mL
1800284-10	OF-RW25-0218	07-Feb-18 10:43	09-Feb-18 10:32	HDPE Bottle, 125 mL
1800284-11	OF-FB25-0218	07-Feb-18 16:55	09-Feb-18 10:32	HDPE Bottle, 125 mL
1800284-12	OF-RW12-0218	07-Feb-18 16:56	09-Feb-18 10:32	HDPE Bottle, 125 mL
1800284-13	OF-FB12-0218	08-Feb-18 09:02	09-Feb-18 10:32	HDPE Bottle, 125 mL
1800284-14	OF-RW09-0218	08-Feb-18 09:03	09-Feb-18 10:32	HDPE Bottle, 125 mL
1800284-15	OF-FB09-0218	08-Feb-18 16:12	09-Feb-18 10:32	HDPE Bottle, 125 mL
1800284-16	OF-RW31-0218	08-Feb-18 16:13	09-Feb-18 10:32	HDPE Bottle, 125 mL
1800284-17	OF-FB31-0218	08-Feb-18 17:43	09-Feb-18 10:32	HDPE Bottle, 125 mL

## **ANALYTICAL RESULTS**

**Sample ID: Method Blank**
**Modified EPA Method 537**

Client Data					Laboratory Data					
Name:	CH2M Hill	Matrix:	Aqueous		Lab Sample:	B8B0071-BLK1	Column:	BEH C18		
Project:	CTO-WE01,Fentress PFAS Res. DW Investigation									

Analyte	Conc. (ng/L)	DL	LOD	LOQ	Qualifiers	Batch	Extracted	Samp Size	Analyzed	Dilution
PFBS	ND	1.79	5.00	8.00		B8B0071	12-Feb-18	0.125 L	23-Feb-18 07:39	1
PFHxA	ND	2.18	5.00	8.00		B8B0071	12-Feb-18	0.125 L	23-Feb-18 07:39	1
PFHpA	ND	0.591	5.00	8.00		B8B0071	12-Feb-18	0.125 L	23-Feb-18 07:39	1
PFHxS	ND	0.947	5.00	8.00		B8B0071	12-Feb-18	0.125 L	23-Feb-18 07:39	1
PFOA	ND	0.651	5.00	8.00		B8B0071	12-Feb-18	0.125 L	23-Feb-18 07:39	1
PFOS	ND	0.807	5.00	8.00		B8B0071	12-Feb-18	0.125 L	23-Feb-18 07:39	1
PFNA	ND	0.810	5.00	8.00		B8B0071	12-Feb-18	0.125 L	23-Feb-18 07:39	1
PFDA	ND	1.49	5.00	8.00		B8B0071	12-Feb-18	0.125 L	23-Feb-18 07:39	1
MeFOSAA	ND	1.65	5.00	8.00		B8B0071	12-Feb-18	0.125 L	23-Feb-18 07:39	1
PFUnA	ND	1.05	5.00	8.00		B8B0071	12-Feb-18	0.125 L	23-Feb-18 07:39	1
EtFOSAA	ND	1.37	5.00	8.00		B8B0071	12-Feb-18	0.125 L	23-Feb-18 07:39	1
PFDoA	ND	0.792	5.00	8.00		B8B0071	12-Feb-18	0.125 L	23-Feb-18 07:39	1
PFTrDA	ND	0.494	5.00	8.00		B8B0071	12-Feb-18	0.125 L	23-Feb-18 07:39	1
PFTeDA	ND	0.755	5.00	8.00		B8B0071	12-Feb-18	0.125 L	23-Feb-18 07:39	1

Labeled Standards	Type	% Recovery	Limits	Qualifiers	Batch	Extracted	Samp Size	Analyzed	Dilution
13C3-PFBS	IS	123	50 - 150		B8B0071	12-Feb-18	0.125 L	23-Feb-18 07:39	1
13C2-PFHxA	IS	85.3	50 - 150		B8B0071	12-Feb-18	0.125 L	23-Feb-18 07:39	1
13C4-PFHpA	IS	96.9	50 - 150		B8B0071	12-Feb-18	0.125 L	23-Feb-18 07:39	1
18O2-PFHxS	IS	90.4	50 - 150		B8B0071	12-Feb-18	0.125 L	23-Feb-18 07:39	1
13C2-PFOA	IS	91.5	50 - 150		B8B0071	12-Feb-18	0.125 L	23-Feb-18 07:39	1
13C8-PFOS	IS	93.9	50 - 150		B8B0071	12-Feb-18	0.125 L	23-Feb-18 07:39	1
13C5-PFNA	IS	76.5	50 - 150		B8B0071	12-Feb-18	0.125 L	23-Feb-18 07:39	1
13C2-PFDA	IS	77.8	50 - 150		B8B0071	12-Feb-18	0.125 L	23-Feb-18 07:39	1
d3-MeFOSAA	IS	78.3	50 - 150		B8B0071	12-Feb-18	0.125 L	23-Feb-18 07:39	1
13C2-PFUnA	IS	77.6	50 - 150		B8B0071	12-Feb-18	0.125 L	23-Feb-18 07:39	1
d5-EtFOSAA	IS	84.6	50 - 150		B8B0071	12-Feb-18	0.125 L	23-Feb-18 07:39	1
13C2-PFDoA	IS	104	50 - 150		B8B0071	12-Feb-18	0.125 L	23-Feb-18 07:39	1
13C2-PFTeDA	IS	110	50 - 150		B8B0071	12-Feb-18	0.125 L	23-Feb-18 07:39	1

DL - Detection Limit

 LOD - Limit of Detection  
 LOQ - Limit of quantitation

 LCL-UCL- Lower control limit - upper control limit  
 Results reported to the DL.

 When reported, PFHxS, PFOA and PFOS include both linear and branched isomers.  
 Only the linear isomer is reported for all other analytes.



**Sample ID: OPR**

**Modified EPA Method 537**

Client Data				Laboratory Data			
Name:	CH2M Hill	Matrix:	Aqueous	Lab Sample:	B8B0071-BS1	Column:	BEH C18
Project:	CTO-WE01,Fentress PFAS Res. DW Investigation						

Analyte	Amt Found (ng/L)	Spike Amt	% Rec	Limits	Qualifiers	Batch	Extracted	Samp Size	Analyzed	Dilution
PFBS	85.9	80.0	107	70-130		B8B0071	12-Feb-18	0.125 L	23-Feb-18 07:28	1
PFHxA	82.8	80.0	104	70-130		B8B0071	12-Feb-18	0.125 L	23-Feb-18 07:28	1
PFHpA	75.6	80.0	94.5	70-130		B8B0071	12-Feb-18	0.125 L	23-Feb-18 07:28	1
PFHxS	93.8	80.0	117	70-130		B8B0071	12-Feb-18	0.125 L	23-Feb-18 07:28	1
PFOA	91.0	80.0	114	70-130		B8B0071	12-Feb-18	0.125 L	23-Feb-18 07:28	1
PFOS	71.7	80.0	89.7	70-130		B8B0071	12-Feb-18	0.125 L	23-Feb-18 07:28	1
PFNA	86.1	80.0	108	70-130		B8B0071	12-Feb-18	0.125 L	23-Feb-18 07:28	1
PFDA	91.2	80.0	114	70-130		B8B0071	12-Feb-18	0.125 L	23-Feb-18 07:28	1
MeFOSAA	96.6	80.0	121	70-130		B8B0071	12-Feb-18	0.125 L	23-Feb-18 07:28	1
PFUnA	100	80.0	125	70-130		B8B0071	12-Feb-18	0.125 L	23-Feb-18 07:28	1
EtFOSAA	81.4	80.0	102	70-130		B8B0071	12-Feb-18	0.125 L	23-Feb-18 07:28	1
PFDoA	109	80.0	136	70-130	H	B8B0071	12-Feb-18	0.125 L	23-Feb-18 07:28	1
PFTTrDA	95.5	80.0	119	60-130		B8B0071	12-Feb-18	0.125 L	23-Feb-18 07:28	1
PFTeDA	85.4	80.0	107	70-130		B8B0071	12-Feb-18	0.125 L	23-Feb-18 07:28	1

Labeled Standards	Type	% Rec	Limits	Qualifiers	Batch	Extracted	Samp Size	Analyzed	Dilution
13C3-PFBS	IS	104	50- 150		B8B0071	12-Feb-18	0.125 L	23-Feb-18 07:28	1
13C2-PFHxA	IS	88.4	50- 150		B8B0071	12-Feb-18	0.125 L	23-Feb-18 07:28	1
13C4-PFHpA	IS	90.9	50- 150		B8B0071	12-Feb-18	0.125 L	23-Feb-18 07:28	1
18O2-PFHxS	IS	90.0	50- 150		B8B0071	12-Feb-18	0.125 L	23-Feb-18 07:28	1
13C2-PFOA	IS	93.0	50- 150		B8B0071	12-Feb-18	0.125 L	23-Feb-18 07:28	1
13C8-PFOS	IS	89.6	50- 150		B8B0071	12-Feb-18	0.125 L	23-Feb-18 07:28	1
13C5-PFNA	IS	83.8	50- 150		B8B0071	12-Feb-18	0.125 L	23-Feb-18 07:28	1
13C2-PFDA	IS	66.9	50- 150		B8B0071	12-Feb-18	0.125 L	23-Feb-18 07:28	1
d3-MeFOSAA	IS	69.0	50- 150		B8B0071	12-Feb-18	0.125 L	23-Feb-18 07:28	1
13C2-PFUnA	IS	75.8	50- 150		B8B0071	12-Feb-18	0.125 L	23-Feb-18 07:28	1
d5-EtFOSAA	IS	78.2	50- 150		B8B0071	12-Feb-18	0.125 L	23-Feb-18 07:28	1
13C2-PFDoA	IS	77.7	50- 150		B8B0071	12-Feb-18	0.125 L	23-Feb-18 07:28	1
13C2-PFTeDA	IS	119	50- 150		B8B0071	12-Feb-18	0.125 L	23-Feb-18 07:28	1

**Sample ID: Method Blank** **Modified EPA Method 537**

<b>Client Data</b>					<b>Laboratory Data</b>					
Name:	CH2M Hill	Matrix:	Aqueous		Lab Sample:	B8B0147-BLK1	Column:	BEH C18		
Project:	CTO-WE01,Fentress PFAS Res. DW Investigation									

Analyte	Conc. (ng/L)	DL	LOD	LOQ	Qualifiers	Batch	Extracted	Samp Size	Analyzed	Dilution
PFBS	ND	0.895	2.50	4.00		B8B0147	26-Feb-18	0.250 L	07-Mar-18 19:49	1
PFHxA	ND	1.09	2.50	4.00		B8B0147	26-Feb-18	0.250 L	07-Mar-18 19:49	1
PFHpA	ND	0.296	2.50	4.00		B8B0147	26-Feb-18	0.250 L	07-Mar-18 19:49	1
PFHxS	ND	0.474	2.50	4.00		B8B0147	26-Feb-18	0.250 L	07-Mar-18 19:49	1
PFOA	ND	0.326	2.50	4.00		B8B0147	26-Feb-18	0.250 L	07-Mar-18 19:49	1
PFOS	ND	0.404	2.50	4.00		B8B0147	26-Feb-18	0.250 L	07-Mar-18 19:49	1
PFNA	ND	0.405	2.50	4.00		B8B0147	26-Feb-18	0.250 L	07-Mar-18 19:49	1
PFDA	ND	0.745	2.50	4.00		B8B0147	26-Feb-18	0.250 L	07-Mar-18 19:49	1
MeFOSAA	ND	0.825	2.50	4.00		B8B0147	26-Feb-18	0.250 L	07-Mar-18 19:49	1
PFUnA	ND	0.525	2.50	4.00		B8B0147	26-Feb-18	0.250 L	07-Mar-18 19:49	1
EtFOSAA	ND	0.685	2.50	4.00		B8B0147	26-Feb-18	0.250 L	07-Mar-18 19:49	1
PFDoA	ND	0.396	2.50	4.00		B8B0147	26-Feb-18	0.250 L	07-Mar-18 19:49	1
PFTrDA	ND	0.247	2.50	4.00		B8B0147	26-Feb-18	0.250 L	07-Mar-18 19:49	1
PFTeDA	ND	0.378	2.50	4.00		B8B0147	26-Feb-18	0.250 L	07-Mar-18 19:49	1

Labeled Standards	Type	% Recovery	Limits	Qualifiers	Batch	Extracted	Samp Size	Analyzed	Dilution
13C3-PFBS	IS	98.1	50 - 150		B8B0147	26-Feb-18	0.250 L	07-Mar-18 19:49	1
13C2-PFHxA	IS	102	50 - 150		B8B0147	26-Feb-18	0.250 L	07-Mar-18 19:49	1
13C4-PFHpA	IS	99.4	50 - 150		B8B0147	26-Feb-18	0.250 L	07-Mar-18 19:49	1
18O2-PFHxS	IS	103	50 - 150		B8B0147	26-Feb-18	0.250 L	07-Mar-18 19:49	1
13C2-PFOA	IS	83.2	50 - 150		B8B0147	26-Feb-18	0.250 L	07-Mar-18 19:49	1
13C8-PFOS	IS	90.6	50 - 150		B8B0147	26-Feb-18	0.250 L	07-Mar-18 19:49	1
13C5-PFNA	IS	91.6	50 - 150		B8B0147	26-Feb-18	0.250 L	07-Mar-18 19:49	1
13C2-PFDA	IS	75.0	50 - 150		B8B0147	26-Feb-18	0.250 L	07-Mar-18 19:49	1
d3-MeFOSAA	IS	76.7	50 - 150		B8B0147	26-Feb-18	0.250 L	07-Mar-18 19:49	1
13C2-PFUnA	IS	71.0	50 - 150		B8B0147	26-Feb-18	0.250 L	07-Mar-18 19:49	1
d5-EtFOSAA	IS	74.7	50 - 150		B8B0147	26-Feb-18	0.250 L	07-Mar-18 19:49	1
13C2-PFDoA	IS	67.3	50 - 150		B8B0147	26-Feb-18	0.250 L	07-Mar-18 19:49	1
13C2-PFTeDA	IS	79.5	50 - 150		B8B0147	26-Feb-18	0.250 L	07-Mar-18 19:49	1

DL - Detection Limit

LOD - Limit of Detection  
LOQ - Limit of quantitation

LCL-UCL- Lower control limit - upper control limit  
Results reported to the DL.

When reported, PFHxS, PFOA and PFOS include both linear and branched isomers.  
Only the linear isomer is reported for all other analytes.

**Sample ID: OPR**

**Modified EPA Method 537**

Client Data				Laboratory Data			
Name:	CH2M Hill	Matrix:	Aqueous	Lab Sample:	B8B0147-BS1	Column:	BEH C18
Project:	CTO-WE01,Fentress PFAS Res. DW Investigation						

Analyte	Amt Found (ng/L)	Spike Amt	% Rec	Limits	Qualifiers	Batch	Extracted	Samp Size	Analyzed	Dilution
PFBS	46.1	40.0	115	70-130		B8B0147	26-Feb-18	0.250 L	07-Mar-18 19:38	1
PFHxA	46.8	40.0	117	70-130		B8B0147	26-Feb-18	0.250 L	07-Mar-18 19:38	1
PFHpA	45.8	40.0	115	70-130		B8B0147	26-Feb-18	0.250 L	07-Mar-18 19:38	1
PFHxS	50.8	40.0	127	70-130		B8B0147	26-Feb-18	0.250 L	07-Mar-18 19:38	1
PFOA	48.5	40.0	121	70-130		B8B0147	26-Feb-18	0.250 L	07-Mar-18 19:38	1
PFOS	38.5	40.0	96.3	70-130		B8B0147	26-Feb-18	0.250 L	07-Mar-18 19:38	1
PFNA	42.7	40.0	107	70-130		B8B0147	26-Feb-18	0.250 L	07-Mar-18 19:38	1
PFDA	52.8	40.0	132	70-130	H	B8B0147	26-Feb-18	0.250 L	07-Mar-18 19:38	1
MeFOSAA	39.5	40.0	98.7	70-130		B8B0147	26-Feb-18	0.250 L	07-Mar-18 19:38	1
PFUnA	35.3	40.0	88.3	70-130		B8B0147	26-Feb-18	0.250 L	07-Mar-18 19:38	1
EtFOSAA	49.3	40.0	123	70-130		B8B0147	26-Feb-18	0.250 L	07-Mar-18 19:38	1
PFDoA	45.8	40.0	115	70-130		B8B0147	26-Feb-18	0.250 L	07-Mar-18 19:38	1
PFTTrDA	47.5	40.0	119	60-130		B8B0147	26-Feb-18	0.250 L	07-Mar-18 19:38	1
PFTeDA	51.6	40.0	129	70-130		B8B0147	26-Feb-18	0.250 L	07-Mar-18 19:38	1

Labeled Standards	Type	% Rec	Limits	Qualifiers	Batch	Extracted	Samp Size	Analyzed	Dilution
13C3-PFBS	IS	110	50- 150		B8B0147	26-Feb-18	0.250 L	07-Mar-18 19:38	1
13C2-PFHxA	IS	97.2	50- 150		B8B0147	26-Feb-18	0.250 L	07-Mar-18 19:38	1
13C4-PFHpA	IS	104	50- 150		B8B0147	26-Feb-18	0.250 L	07-Mar-18 19:38	1
18O2-PFHxS	IS	94.1	50- 150		B8B0147	26-Feb-18	0.250 L	07-Mar-18 19:38	1
13C2-PFOA	IS	87.1	50- 150		B8B0147	26-Feb-18	0.250 L	07-Mar-18 19:38	1
13C8-PFOS	IS	104	50- 150		B8B0147	26-Feb-18	0.250 L	07-Mar-18 19:38	1
13C5-PFNA	IS	97.5	50- 150		B8B0147	26-Feb-18	0.250 L	07-Mar-18 19:38	1
13C2-PFDA	IS	77.6	50- 150		B8B0147	26-Feb-18	0.250 L	07-Mar-18 19:38	1
d3-MeFOSAA	IS	93.0	50- 150		B8B0147	26-Feb-18	0.250 L	07-Mar-18 19:38	1
13C2-PFUnA	IS	92.6	50- 150		B8B0147	26-Feb-18	0.250 L	07-Mar-18 19:38	1
d5-EtFOSAA	IS	89.8	50- 150		B8B0147	26-Feb-18	0.250 L	07-Mar-18 19:38	1
13C2-PFDoA	IS	87.9	50- 150		B8B0147	26-Feb-18	0.250 L	07-Mar-18 19:38	1
13C2-PFTeDA	IS	78.6	50- 150		B8B0147	26-Feb-18	0.250 L	07-Mar-18 19:38	1

**Sample ID: OF-RW65-0218**

**Modified EPA Method 537**

Client Data					Laboratory Data					
Name:	CH2M Hill	Matrix:	Drinking Water		Lab Sample:	1800284-01	Column:	BEH C18		
Project:	CTO-WE01,Fentress PFAS Res. DW Investigation		Date Collected:	06-Feb-18 09:20	Date Received:	09-Feb-18 10:32				

Analyte	Conc. (ng/L)	DL	LOD	LOQ	Qualifiers	Batch	Extracted	Samp Size	Analyzed	Dilution
PFBS	ND	2.05	5.73	9.15		B8B0071	12-Feb-18	0.109 L	23-Feb-18 08:14	1
PFHxA	ND	2.49	5.73	9.15		B8B0071	12-Feb-18	0.109 L	23-Feb-18 08:14	1
PFHpA	ND	0.676	5.73	9.15		B8B0071	12-Feb-18	0.109 L	23-Feb-18 08:14	1
PFHxS	ND	1.08	5.73	9.15		B8B0071	12-Feb-18	0.109 L	23-Feb-18 08:14	1
PFOA	ND	0.745	5.73	9.15		B8B0071	12-Feb-18	0.109 L	23-Feb-18 08:14	1
PFOS	ND	0.923	5.73	9.15		B8B0071	12-Feb-18	0.109 L	23-Feb-18 08:14	1
PFNA	ND	0.927	5.73	9.15		B8B0071	12-Feb-18	0.109 L	23-Feb-18 08:14	1
PFDA	ND	1.70	5.73	9.15		B8B0071	12-Feb-18	0.109 L	23-Feb-18 08:14	1
MeFOSAA	ND	1.89	5.73	9.15		B8B0071	12-Feb-18	0.109 L	23-Feb-18 08:14	1
PFUnA	ND	1.20	5.73	9.15		B8B0071	12-Feb-18	0.109 L	23-Feb-18 08:14	1
EtFOSAA	ND	1.57	5.73	9.15		B8B0071	12-Feb-18	0.109 L	23-Feb-18 08:14	1
PFDoA	ND	0.906	5.73	9.15		B8B0071	12-Feb-18	0.109 L	23-Feb-18 08:14	1
PFTrDA	ND	0.565	5.73	9.15		B8B0071	12-Feb-18	0.109 L	23-Feb-18 08:14	1
PFTeDA	ND	0.864	5.73	9.15		B8B0071	12-Feb-18	0.109 L	23-Feb-18 08:14	1

Labeled Standards	Type	% Recovery	Limits	Qualifiers	Batch	Extracted	Samp Size	Analyzed	Dilution
13C3-PFBS	IS	133	50 - 150		B8B0071	12-Feb-18	0.109 L	23-Feb-18 08:14	1
13C2-PFHxA	IS	92.0	50 - 150		B8B0071	12-Feb-18	0.109 L	23-Feb-18 08:14	1
13C4-PFHpA	IS	112	50 - 150		B8B0071	12-Feb-18	0.109 L	23-Feb-18 08:14	1
18O2-PFHxS	IS	102	50 - 150		B8B0071	12-Feb-18	0.109 L	23-Feb-18 08:14	1
13C2-PFOA	IS	77.8	50 - 150		B8B0071	12-Feb-18	0.109 L	23-Feb-18 08:14	1
13C8-PFOS	IS	99.2	50 - 150		B8B0071	12-Feb-18	0.109 L	23-Feb-18 08:14	1
13C5-PFNA	IS	91.3	50 - 150		B8B0071	12-Feb-18	0.109 L	23-Feb-18 08:14	1
13C2-PFDA	IS	87.7	50 - 150		B8B0071	12-Feb-18	0.109 L	23-Feb-18 08:14	1
d3-MeFOSAA	IS	77.5	50 - 150		B8B0071	12-Feb-18	0.109 L	23-Feb-18 08:14	1
13C2-PFUnA	IS	84.1	50 - 150		B8B0071	12-Feb-18	0.109 L	23-Feb-18 08:14	1
d5-EtFOSAA	IS	81.1	50 - 150		B8B0071	12-Feb-18	0.109 L	23-Feb-18 08:14	1
13C2-PFDoA	IS	102	50 - 150		B8B0071	12-Feb-18	0.109 L	23-Feb-18 08:14	1
13C2-PFTeDA	IS	117	50 - 150		B8B0071	12-Feb-18	0.109 L	23-Feb-18 08:14	1

DL - Detection Limit

LOD - Limit of Detection  
LOQ - Limit of quantitation

LCL-UCL- Lower control limit - upper control limit  
Results reported to the DL.

When reported, PFHxS, PFOA and PFOS include both linear and branched isomers.  
Only the linear isomer is reported for all other analytes.

**Sample ID: OF-RW65P-0218**

**Modified EPA Method 537**

Client Data					Laboratory Data					
Name:	CH2M Hill	Matrix:	Drinking Water		Lab Sample:	1800284-02	Column:	BEH C18		
Project:	CTO-WE01,Fentress PFAS Res. DW Investigation		Date Collected:	06-Feb-18 09:21	Date Received:	09-Feb-18 10:32				

Analyte	Conc. (ng/L)	DL	LOD	LOQ	Qualifiers	Batch	Extracted	Samp Size	Analyzed	Dilution
PFBS	ND	1.99	5.58	8.89		B8B0071	12-Feb-18	0.112 L	23-Feb-18 08:25	1
PFHxA	ND	2.42	5.58	8.89		B8B0071	12-Feb-18	0.112 L	23-Feb-18 08:25	1
PFHpA	ND	0.657	5.58	8.89		B8B0071	12-Feb-18	0.112 L	23-Feb-18 08:25	1
PFHxS	ND	1.05	5.58	8.89		B8B0071	12-Feb-18	0.112 L	23-Feb-18 08:25	1
PFOA	ND	0.723	5.58	8.89		B8B0071	12-Feb-18	0.112 L	23-Feb-18 08:25	1
PFOS	1.06	0.897	5.58	8.89	J	B8B0071	12-Feb-18	0.112 L	23-Feb-18 08:25	1
PFNA	ND	0.900	5.58	8.89		B8B0071	12-Feb-18	0.112 L	23-Feb-18 08:25	1
PFDA	ND	1.66	5.58	8.89		B8B0071	12-Feb-18	0.112 L	23-Feb-18 08:25	1
MeFOSAA	ND	1.83	5.58	8.89		B8B0071	12-Feb-18	0.112 L	23-Feb-18 08:25	1
PFUnA	ND	1.17	5.58	8.89		B8B0071	12-Feb-18	0.112 L	23-Feb-18 08:25	1
EtFOSAA	ND	1.52	5.58	8.89		B8B0071	12-Feb-18	0.112 L	23-Feb-18 08:25	1
PFDoA	ND	0.880	5.58	8.89		B8B0071	12-Feb-18	0.112 L	23-Feb-18 08:25	1
PFTrDA	ND	0.549	5.58	8.89		B8B0071	12-Feb-18	0.112 L	23-Feb-18 08:25	1
PFTeDA	ND	0.839	5.58	8.89		B8B0071	12-Feb-18	0.112 L	23-Feb-18 08:25	1

Labeled Standards	Type	% Recovery	Limits	Qualifiers	Batch	Extracted	Samp Size	Analyzed	Dilution
13C3-PFBS	IS	111	50 - 150		B8B0071	12-Feb-18	0.112 L	23-Feb-18 08:25	1
13C2-PFHxA	IS	75.5	50 - 150		B8B0071	12-Feb-18	0.112 L	23-Feb-18 08:25	1
13C4-PFHpA	IS	88.8	50 - 150		B8B0071	12-Feb-18	0.112 L	23-Feb-18 08:25	1
18O2-PFHxS	IS	103	50 - 150		B8B0071	12-Feb-18	0.112 L	23-Feb-18 08:25	1
13C2-PFOA	IS	99.2	50 - 150		B8B0071	12-Feb-18	0.112 L	23-Feb-18 08:25	1
13C8-PFOS	IS	88.0	50 - 150		B8B0071	12-Feb-18	0.112 L	23-Feb-18 08:25	1
13C5-PFNA	IS	85.4	50 - 150		B8B0071	12-Feb-18	0.112 L	23-Feb-18 08:25	1
13C2-PFDA	IS	82.1	50 - 150		B8B0071	12-Feb-18	0.112 L	23-Feb-18 08:25	1
d3-MeFOSAA	IS	99.9	50 - 150		B8B0071	12-Feb-18	0.112 L	23-Feb-18 08:25	1
13C2-PFUnA	IS	106	50 - 150		B8B0071	12-Feb-18	0.112 L	23-Feb-18 08:25	1
d5-EtFOSAA	IS	77.7	50 - 150		B8B0071	12-Feb-18	0.112 L	23-Feb-18 08:25	1
13C2-PFDoA	IS	97.9	50 - 150		B8B0071	12-Feb-18	0.112 L	23-Feb-18 08:25	1
13C2-PFTeDA	IS	120	50 - 150		B8B0071	12-Feb-18	0.112 L	23-Feb-18 08:25	1

DL - Detection Limit

LOD - Limit of Detection  
LOQ - Limit of quantitation

LCL-UCL- Lower control limit - upper control limit  
Results reported to the DL.

When reported, PFHxS, PFOA and PFOS include both linear and branched isomers.  
Only the linear isomer is reported for all other analytes.

**Sample ID: OF-FB65-0218**

**Modified EPA Method 537**

Client Data					Laboratory Data					
Name:	CH2M Hill	Matrix:	Drinking Water		Lab Sample:	1800284-03	Column:	BEH C18		
Project:	CTO-WE01,Fentress PFAS Res. DW Investigation		Date Collected:	06-Feb-18 09:22	Date Received:	09-Feb-18 10:32				

Analyte	Conc. (ng/L)	DL	LOD	LOQ	Qualifiers	Batch	Extracted	Samp Size	Analyzed	Dilution
PFBS	ND	1.89	5.30	8.46		B8B0071	12-Feb-18	0.118 L	23-Feb-18 08:37	1
PFHxA	ND	2.31	5.30	8.46		B8B0071	12-Feb-18	0.118 L	23-Feb-18 08:37	1
PFHpA	ND	0.625	5.30	8.46		B8B0071	12-Feb-18	0.118 L	23-Feb-18 08:37	1
PFHxS	ND	1.00	5.30	8.46		B8B0071	12-Feb-18	0.118 L	23-Feb-18 08:37	1
PFOA	0.814	0.689	5.30	8.46	J	B8B0071	12-Feb-18	0.118 L	23-Feb-18 08:37	1
PFOS	ND	0.854	5.30	8.46		B8B0071	12-Feb-18	0.118 L	23-Feb-18 08:37	1
PFNA	ND	0.857	5.30	8.46		B8B0071	12-Feb-18	0.118 L	23-Feb-18 08:37	1
PFDA	ND	1.58	5.30	8.46		B8B0071	12-Feb-18	0.118 L	23-Feb-18 08:37	1
MeFOSAA	ND	1.75	5.30	8.46		B8B0071	12-Feb-18	0.118 L	23-Feb-18 08:37	1
PFUnA	ND	1.11	5.30	8.46		B8B0071	12-Feb-18	0.118 L	23-Feb-18 08:37	1
EtFOSAA	ND	1.45	5.30	8.46		B8B0071	12-Feb-18	0.118 L	23-Feb-18 08:37	1
PFDoA	ND	0.838	5.30	8.46		B8B0071	12-Feb-18	0.118 L	23-Feb-18 08:37	1
PFTrDA	ND	0.523	5.30	8.46		B8B0071	12-Feb-18	0.118 L	23-Feb-18 08:37	1
PFTeDA	ND	0.799	5.30	8.46		B8B0071	12-Feb-18	0.118 L	23-Feb-18 08:37	1

Labeled Standards	Type	% Recovery	Limits	Qualifiers	Batch	Extracted	Samp Size	Analyzed	Dilution
13C3-PFBS	IS	96.6	50 - 150		B8B0071	12-Feb-18	0.118 L	23-Feb-18 08:37	1
13C2-PFHxA	IS	90.4	50 - 150		B8B0071	12-Feb-18	0.118 L	23-Feb-18 08:37	1
13C4-PFHpA	IS	93.3	50 - 150		B8B0071	12-Feb-18	0.118 L	23-Feb-18 08:37	1
18O2-PFHxS	IS	107	50 - 150		B8B0071	12-Feb-18	0.118 L	23-Feb-18 08:37	1
13C2-PFOA	IS	80.1	50 - 150		B8B0071	12-Feb-18	0.118 L	23-Feb-18 08:37	1
13C8-PFOS	IS	79.1	50 - 150		B8B0071	12-Feb-18	0.118 L	23-Feb-18 08:37	1
13C5-PFNA	IS	79.7	50 - 150		B8B0071	12-Feb-18	0.118 L	23-Feb-18 08:37	1
13C2-PFDA	IS	76.1	50 - 150		B8B0071	12-Feb-18	0.118 L	23-Feb-18 08:37	1
d3-MeFOSAA	IS	68.2	50 - 150		B8B0071	12-Feb-18	0.118 L	23-Feb-18 08:37	1
13C2-PFUnA	IS	56.9	50 - 150		B8B0071	12-Feb-18	0.118 L	23-Feb-18 08:37	1
d5-EtFOSAA	IS	72.3	50 - 150		B8B0071	12-Feb-18	0.118 L	23-Feb-18 08:37	1
13C2-PFDoA	IS	86.3	50 - 150		B8B0071	12-Feb-18	0.118 L	23-Feb-18 08:37	1
13C2-PFTeDA	IS	85.1	50 - 150		B8B0071	12-Feb-18	0.118 L	23-Feb-18 08:37	1

DL - Detection Limit

LOD - Limit of Detection  
LOQ - Limit of quantitation

LCL-UCL- Lower control limit - upper control limit  
Results reported to the DL.

When reported, PFHxS, PFOA and PFOS include both linear and branched isomers.  
Only the linear isomer is reported for all other analytes.

**Sample ID: OF-RW49-0218**

**Modified EPA Method 537**

Client Data					Laboratory Data					
Name:	CH2M Hill	Matrix:	Drinking Water		Lab Sample:	1800284-04	Column:	BEH C18		
Project:	CTO-WE01,Fentress PFAS Res. DW Investigation		Date Collected:	06-Feb-18 09:52	Date Received:	09-Feb-18 10:32				

Analyte	Conc. (ng/L)	DL	LOD	LOQ	Qualifiers	Batch	Extracted	Samp Size	Analyzed	Dilution
PFBS	ND	2.03	5.68	9.08		B8B0071	12-Feb-18	0.110 L	23-Feb-18 08:48	1
PFHxA	ND	2.47	5.68	9.08		B8B0071	12-Feb-18	0.110 L	23-Feb-18 08:48	1
PFHpA	ND	0.671	5.68	9.08		B8B0071	12-Feb-18	0.110 L	23-Feb-18 08:48	1
PFHxS	ND	1.07	5.68	9.08		B8B0071	12-Feb-18	0.110 L	23-Feb-18 08:48	1
PFOA	ND	0.739	5.68	9.08		B8B0071	12-Feb-18	0.110 L	23-Feb-18 08:48	1
PFOS	ND	0.916	5.68	9.08		B8B0071	12-Feb-18	0.110 L	23-Feb-18 08:48	1
PFNA	ND	0.919	5.68	9.08		B8B0071	12-Feb-18	0.110 L	23-Feb-18 08:48	1
PFDA	ND	1.69	5.68	9.08		B8B0071	12-Feb-18	0.110 L	23-Feb-18 08:48	1
MeFOSAA	ND	1.87	5.68	9.08		B8B0071	12-Feb-18	0.110 L	23-Feb-18 08:48	1
PFUnA	ND	1.19	5.68	9.08		B8B0071	12-Feb-18	0.110 L	23-Feb-18 08:48	1
EtFOSAA	ND	1.56	5.68	9.08		B8B0071	12-Feb-18	0.110 L	23-Feb-18 08:48	1
PFDoA	ND	0.899	5.68	9.08		B8B0071	12-Feb-18	0.110 L	23-Feb-18 08:48	1
PFTrDA	ND	0.561	5.68	9.08		B8B0071	12-Feb-18	0.110 L	23-Feb-18 08:48	1
PFTeDA	ND	0.857	5.68	9.08		B8B0071	12-Feb-18	0.110 L	23-Feb-18 08:48	1

Labeled Standards	Type	% Recovery	Limits	Qualifiers	Batch	Extracted	Samp Size	Analyzed	Dilution
13C3-PFBS	IS	117	50 - 150		B8B0071	12-Feb-18	0.110 L	23-Feb-18 08:48	1
13C2-PFHxA	IS	99.9	50 - 150		B8B0071	12-Feb-18	0.110 L	23-Feb-18 08:48	1
13C4-PFHpA	IS	92.6	50 - 150		B8B0071	12-Feb-18	0.110 L	23-Feb-18 08:48	1
18O2-PFHxS	IS	93.3	50 - 150		B8B0071	12-Feb-18	0.110 L	23-Feb-18 08:48	1
13C2-PFOA	IS	90.0	50 - 150		B8B0071	12-Feb-18	0.110 L	23-Feb-18 08:48	1
13C8-PFOS	IS	108	50 - 150		B8B0071	12-Feb-18	0.110 L	23-Feb-18 08:48	1
13C5-PFNA	IS	94.4	50 - 150		B8B0071	12-Feb-18	0.110 L	23-Feb-18 08:48	1
13C2-PFDA	IS	85.3	50 - 150		B8B0071	12-Feb-18	0.110 L	23-Feb-18 08:48	1
d3-MeFOSAA	IS	109	50 - 150		B8B0071	12-Feb-18	0.110 L	23-Feb-18 08:48	1
13C2-PFUnA	IS	90.3	50 - 150		B8B0071	12-Feb-18	0.110 L	23-Feb-18 08:48	1
d5-EtFOSAA	IS	125	50 - 150		B8B0071	12-Feb-18	0.110 L	23-Feb-18 08:48	1
13C2-PFDoA	IS	119	50 - 150		B8B0071	12-Feb-18	0.110 L	23-Feb-18 08:48	1
13C2-PFTeDA	IS	120	50 - 150		B8B0071	12-Feb-18	0.110 L	23-Feb-18 08:48	1

DL - Detection Limit

LOD - Limit of Detection  
LOQ - Limit of quantitation

LCL-UCL- Lower control limit - upper control limit  
Results reported to the DL.

When reported, PFHxS, PFOA and PFOS include both linear and branched isomers.  
Only the linear isomer is reported for all other analytes.

**Sample ID: OF-FB49-0218**

**Modified EPA Method 537**

Client Data					Laboratory Data					
Name:	CH2M Hill	Matrix:	Drinking Water		Lab Sample:	1800284-05	Column:	BEH C18		
Project:	CTO-WE01,Fentress PFAS Res. DW Investigation		Date Collected:	06-Feb-18 09:54	Date Received:	09-Feb-18 10:32				

Analyte	Conc. (ng/L)	DL	LOD	LOQ	Qualifiers	Batch	Extracted	Samp Size	Analyzed	Dilution
PFBS	ND	1.93	5.39	8.64		B8B0071	12-Feb-18	0.116 L	23-Feb-18 09:00	1
PFHxA	ND	2.36	5.39	8.64		B8B0071	12-Feb-18	0.116 L	23-Feb-18 09:00	1
PFHpA	ND	0.639	5.39	8.64		B8B0071	12-Feb-18	0.116 L	23-Feb-18 09:00	1
PFHxS	ND	1.02	5.39	8.64		B8B0071	12-Feb-18	0.116 L	23-Feb-18 09:00	1
PFOA	ND	0.703	5.39	8.64		B8B0071	12-Feb-18	0.116 L	23-Feb-18 09:00	1
PFOS	ND	0.872	5.39	8.64		B8B0071	12-Feb-18	0.116 L	23-Feb-18 09:00	1
PFNA	ND	0.875	5.39	8.64		B8B0071	12-Feb-18	0.116 L	23-Feb-18 09:00	1
PFDA	ND	1.61	5.39	8.64		B8B0071	12-Feb-18	0.116 L	23-Feb-18 09:00	1
MeFOSAA	ND	1.78	5.39	8.64		B8B0071	12-Feb-18	0.116 L	23-Feb-18 09:00	1
PFOxA	ND	1.13	5.39	8.64		B8B0071	12-Feb-18	0.116 L	23-Feb-18 09:00	1
EtFOSAA	ND	1.48	5.39	8.64		B8B0071	12-Feb-18	0.116 L	23-Feb-18 09:00	1
PFOxA	ND	0.856	5.39	8.64		B8B0071	12-Feb-18	0.116 L	23-Feb-18 09:00	1
PFTeDA	ND	0.534	5.39	8.64		B8B0071	12-Feb-18	0.116 L	23-Feb-18 09:00	1
PFTeDA	ND	0.816	5.39	8.64		B8B0071	12-Feb-18	0.116 L	23-Feb-18 09:00	1

Labeled Standards	Type	% Recovery	Limits	Qualifiers	Batch	Extracted	Samp Size	Analyzed	Dilution
13C3-PFBS	IS	143	50 - 150		B8B0071	12-Feb-18	0.116 L	23-Feb-18 09:00	1
13C2-PFHxA	IS	104	50 - 150		B8B0071	12-Feb-18	0.116 L	23-Feb-18 09:00	1
13C4-PFHpA	IS	105	50 - 150		B8B0071	12-Feb-18	0.116 L	23-Feb-18 09:00	1
18O2-PFHxS	IS	103	50 - 150		B8B0071	12-Feb-18	0.116 L	23-Feb-18 09:00	1
13C2-PFOA	IS	90.2	50 - 150		B8B0071	12-Feb-18	0.116 L	23-Feb-18 09:00	1
13C8-PFOS	IS	88.7	50 - 150		B8B0071	12-Feb-18	0.116 L	23-Feb-18 09:00	1
13C5-PFNA	IS	83.6	50 - 150		B8B0071	12-Feb-18	0.116 L	23-Feb-18 09:00	1
13C2-PFDA	IS	72.6	50 - 150		B8B0071	12-Feb-18	0.116 L	23-Feb-18 09:00	1
d3-MeFOSAA	IS	90.4	50 - 150		B8B0071	12-Feb-18	0.116 L	23-Feb-18 09:00	1
13C2-PFOxA	IS	77.2	50 - 150		B8B0071	12-Feb-18	0.116 L	23-Feb-18 09:00	1
d5-EtFOSAA	IS	89.9	50 - 150		B8B0071	12-Feb-18	0.116 L	23-Feb-18 09:00	1
13C2-PFOxA	IS	88.8	50 - 150		B8B0071	12-Feb-18	0.116 L	23-Feb-18 09:00	1
13C2-PFTeDA	IS	104	50 - 150		B8B0071	12-Feb-18	0.116 L	23-Feb-18 09:00	1

DL - Detection Limit

LOD - Limit of Detection  
LOQ - Limit of quantitation

LCL-UCL- Lower control limit - upper control limit  
Results reported to the DL.

When reported, PFHxS, PFOA and PFOS include both linear and branched isomers.  
Only the linear isomer is reported for all other analytes.



**Sample ID: OF-RW41-0218**

**Modified EPA Method 537**

Client Data					Laboratory Data					
Name:	CH2M Hill	Matrix:	Drinking Water		Lab Sample:	1800284-06	Column:	BEH C18		
Project:	CTO-WE01,Fentress PFAS Res. DW Investigation		Date Collected:	06-Feb-18 13:05	Date Received:	09-Feb-18 10:32				

Analyte	Conc. (ng/L)	DL	LOD	LOQ	Qualifiers	Batch	Extracted	Samp Size	Analyzed	Dilution
PFBS	ND	2.01	5.63	8.97		B8B0071	12-Feb-18	0.111 L	23-Feb-18 09:46	1
PFHxA	ND	2.45	5.63	8.97		B8B0071	12-Feb-18	0.111 L	23-Feb-18 09:46	1
PFHpA	ND	0.663	5.63	8.97		B8B0071	12-Feb-18	0.111 L	23-Feb-18 09:46	1
PFHxS	ND	1.06	5.63	8.97		B8B0071	12-Feb-18	0.111 L	23-Feb-18 09:46	1
PFOA	ND	0.730	5.63	8.97		B8B0071	12-Feb-18	0.111 L	23-Feb-18 09:46	1
PFOS	ND	0.905	5.63	8.97		B8B0071	12-Feb-18	0.111 L	23-Feb-18 09:46	1
PFNA	ND	0.908	5.63	8.97		B8B0071	12-Feb-18	0.111 L	23-Feb-18 09:46	1
PFDA	ND	1.67	5.63	8.97		B8B0071	12-Feb-18	0.111 L	23-Feb-18 09:46	1
MeFOSAA	ND	1.85	5.63	8.97		B8B0071	12-Feb-18	0.111 L	23-Feb-18 09:46	1
PFUnA	ND	1.18	5.63	8.97		B8B0071	12-Feb-18	0.111 L	23-Feb-18 09:46	1
EtFOSAA	ND	1.54	5.63	8.97		B8B0071	12-Feb-18	0.111 L	23-Feb-18 09:46	1
PFDoA	ND	0.888	5.63	8.97		B8B0071	12-Feb-18	0.111 L	23-Feb-18 09:46	1
PFTrDA	ND	0.554	5.63	8.97		B8B0071	12-Feb-18	0.111 L	23-Feb-18 09:46	1
PFTeDA	ND	0.847	5.63	8.97		B8B0071	12-Feb-18	0.111 L	23-Feb-18 09:46	1

Labeled Standards	Type	% Recovery	Limits	Qualifiers	Batch	Extracted	Samp Size	Analyzed	Dilution
13C3-PFBS	IS	120	50 - 150		B8B0071	12-Feb-18	0.111 L	23-Feb-18 09:46	1
13C2-PFHxA	IS	96.0	50 - 150		B8B0071	12-Feb-18	0.111 L	23-Feb-18 09:46	1
13C4-PFHpA	IS	103	50 - 150		B8B0071	12-Feb-18	0.111 L	23-Feb-18 09:46	1
18O2-PFHxS	IS	104	50 - 150		B8B0071	12-Feb-18	0.111 L	23-Feb-18 09:46	1
13C2-PFOA	IS	83.5	50 - 150		B8B0071	12-Feb-18	0.111 L	23-Feb-18 09:46	1
13C8-PFOS	IS	100	50 - 150		B8B0071	12-Feb-18	0.111 L	23-Feb-18 09:46	1
13C5-PFNA	IS	79.1	50 - 150		B8B0071	12-Feb-18	0.111 L	23-Feb-18 09:46	1
13C2-PFDA	IS	77.5	50 - 150		B8B0071	12-Feb-18	0.111 L	23-Feb-18 09:46	1
d3-MeFOSAA	IS	81.0	50 - 150		B8B0071	12-Feb-18	0.111 L	23-Feb-18 09:46	1
13C2-PFUnA	IS	70.0	50 - 150		B8B0071	12-Feb-18	0.111 L	23-Feb-18 09:46	1
d5-EtFOSAA	IS	69.4	50 - 150		B8B0071	12-Feb-18	0.111 L	23-Feb-18 09:46	1
13C2-PFDoA	IS	73.2	50 - 150		B8B0071	12-Feb-18	0.111 L	23-Feb-18 09:46	1
13C2-PFTeDA	IS	116	50 - 150		B8B0071	12-Feb-18	0.111 L	23-Feb-18 09:46	1

DL - Detection Limit

LOD - Limit of Detection  
LOQ - Limit of quantitation

LCL-UCL- Lower control limit - upper control limit  
Results reported to the DL.

When reported, PFHxS, PFOA and PFOS include both linear and branched isomers.  
Only the linear isomer is reported for all other analytes.

**Matrix Spike Results**

**Modified EPA Method 537**

Source Client ID: OF-RW41-0218	QC Batch: B8B0071	Lab Sample: B8B0071-MS1/B8B0071-MSD1
Source LabNumber: 1800284-06	Date Extracted: 12-Feb-2018 11:30	Date Analyzed: 23-Feb-18 07:51 Column: BEH C18
Matrix: Aqueous		23-Feb-18 08:02 Column: BEH C18
Sample Size: 0.111/0.113 L		

Analyte	Spike-MS (ng/L)	MS %R	MS Qual.	Spike-MSD (ng/L)	MSD %R	MSD RPD	MSD Qual.	%R Limit	%RPD Limit	Labeled Standard	MS %R	MS Qualifiers	MSD %R	MS Qual.
PFBS	89.7	102		88.3	105	2.90		70 - 130	30	IS 13C3-PFBS	123		114	
PFHxA	89.7	96.4		88.3	115	17.6		70 - 130	30	IS 13C2-PFHxA	85.6		82.0	
PFHpA	89.7	101		88.3	103	1.96		70 - 130	30	IS 13C4-PFHpA	96.5		100	
PFHxS	89.7	116		88.3	124	6.67		70 - 130	30	IS 18O2-PFHxS	87.3		87.4	
PFOA	89.7	109		88.3	112	2.71		70 - 130	30	IS 13C2-PFOA	92.4		88.2	
PFOS	89.7	96.2		88.3	95.7	0.521		70 - 130	30	IS 13C8-PFOS	91.2		91.3	
PFNA	89.7	107		88.3	109	1.85		70 - 130	30	IS 13C5-PFNA	93.6		82.7	
PFDA	89.7	102		88.3	107	4.78		70 - 130	30	IS 13C2-PFDA	74.5		67.0	
MeFOSAA	89.7	102		88.3	<b>131</b>	24.9	H	70 - 130	30	IS d3-MeFOSAA	78.3		67.8	
PFUnA	89.7	86.8		88.3	124	<b>35.3</b>	H	70 - 130	30	IS 13C2-PFUnA	89.1		73.8	
EtFOSAA	89.7	97.5		88.3	107	9.29		70 - 130	30	IS d5-EtFOSAA	92.9		71.1	
PFDoA	89.7	107		88.3	106	0.939		70 - 130	30	IS 13C2-PFDoA	100		82.3	
PFTTrDA	89.7	80.3		88.3	91.3	12.8		60 - 130	30	IS 13C2-PFTTrDA	113		108	
PFTeDA	89.7	97.5		88.3	76.8	23.8		70 - 130	30					

When reported, PFBS, PFHxS, PFOA and PFOS include both linear and branched isomers. Only the linear isomer is reported for all other analytes.

**Sample ID: OF-FB41-0218**

**Modified EPA Method 537**

Client Data					Laboratory Data					
Name:	CH2M Hill	Matrix:	Drinking Water		Lab Sample:	1800284-07	Column:	BEH C18		
Project:	CTO-WE01,Fentress PFAS Res. DW Investigation		Date Collected:	06-Feb-18 13:06	Date Received:	09-Feb-18 10:32				

Analyte	Conc. (ng/L)	DL	LOD	LOQ	Qualifiers	Batch	Extracted	Samp Size	Analyzed	Dilution
PFBS	ND	1.98	5.53	8.83		B8B0071	12-Feb-18	0.113 L	23-Feb-18 09:57	1
PFHxA	ND	2.41	5.53	8.83		B8B0071	12-Feb-18	0.113 L	23-Feb-18 09:57	1
PFHpA	ND	0.652	5.53	8.83		B8B0071	12-Feb-18	0.113 L	23-Feb-18 09:57	1
PFHxS	ND	1.05	5.53	8.83		B8B0071	12-Feb-18	0.113 L	23-Feb-18 09:57	1
PFOA	1.45	0.718	5.53	8.83	J	B8B0071	12-Feb-18	0.113 L	23-Feb-18 09:57	1
PFOS	ND	0.891	5.53	8.83		B8B0071	12-Feb-18	0.113 L	23-Feb-18 09:57	1
PFNA	ND	0.894	5.53	8.83		B8B0071	12-Feb-18	0.113 L	23-Feb-18 09:57	1
PFDA	ND	1.64	5.53	8.83		B8B0071	12-Feb-18	0.113 L	23-Feb-18 09:57	1
MeFOSAA	ND	1.82	5.53	8.83		B8B0071	12-Feb-18	0.113 L	23-Feb-18 09:57	1
PFOxA	ND	1.16	5.53	8.83		B8B0071	12-Feb-18	0.113 L	23-Feb-18 09:57	1
EtFOSAA	ND	1.51	5.53	8.83		B8B0071	12-Feb-18	0.113 L	23-Feb-18 09:57	1
PFOxA	ND	0.874	5.53	8.83		B8B0071	12-Feb-18	0.113 L	23-Feb-18 09:57	1
PFTeDA	ND	0.545	5.53	8.83		B8B0071	12-Feb-18	0.113 L	23-Feb-18 09:57	1
PFTeDA	ND	0.833	5.53	8.83		B8B0071	12-Feb-18	0.113 L	23-Feb-18 09:57	1

Labeled Standards	Type	% Recovery	Limits	Qualifiers	Batch	Extracted	Samp Size	Analyzed	Dilution
13C3-PFBS	IS	132	50 - 150		B8B0071	12-Feb-18	0.113 L	23-Feb-18 09:57	1
13C2-PFHxA	IS	109	50 - 150		B8B0071	12-Feb-18	0.113 L	23-Feb-18 09:57	1
13C4-PFHpA	IS	111	50 - 150		B8B0071	12-Feb-18	0.113 L	23-Feb-18 09:57	1
18O2-PFHxS	IS	99.1	50 - 150		B8B0071	12-Feb-18	0.113 L	23-Feb-18 09:57	1
13C2-PFOA	IS	91.1	50 - 150		B8B0071	12-Feb-18	0.113 L	23-Feb-18 09:57	1
13C8-PFOS	IS	106	50 - 150		B8B0071	12-Feb-18	0.113 L	23-Feb-18 09:57	1
13C5-PFNA	IS	82.4	50 - 150		B8B0071	12-Feb-18	0.113 L	23-Feb-18 09:57	1
13C2-PFDA	IS	84.0	50 - 150		B8B0071	12-Feb-18	0.113 L	23-Feb-18 09:57	1
d3-MeFOSAA	IS	79.4	50 - 150		B8B0071	12-Feb-18	0.113 L	23-Feb-18 09:57	1
13C2-PFOxA	IS	73.8	50 - 150		B8B0071	12-Feb-18	0.113 L	23-Feb-18 09:57	1
d5-EtFOSAA	IS	78.1	50 - 150		B8B0071	12-Feb-18	0.113 L	23-Feb-18 09:57	1
13C2-PFOxA	IS	77.9	50 - 150		B8B0071	12-Feb-18	0.113 L	23-Feb-18 09:57	1
13C2-PFTeDA	IS	91.4	50 - 150		B8B0071	12-Feb-18	0.113 L	23-Feb-18 09:57	1

DL - Detection Limit

LOD - Limit of Detection  
LOQ - Limit of quantitation

LCL-UCL- Lower control limit - upper control limit  
Results reported to the DL.

When reported, PFHxS, PFOA and PFOS include both linear and branched isomers.  
Only the linear isomer is reported for all other analytes.

**Sample ID: OF-RW11-0218**

**Modified EPA Method 537**

Client Data					Laboratory Data				
Name:	CH2M Hill	Matrix:	Drinking Water		Lab Sample:	1800284-08	Column:	BEH C18	
Project:	CTO-WE01,Fentress PFAS Res. DW Investigation		Date Collected:	07-Feb-18 10:42	Date Received:	09-Feb-18 10:32			

Analyte	Conc. (ng/L)	DL	LOD	LOQ	Qualifiers	Batch	Extracted	Samp Size	Analyzed	Dilution
PFBS	ND	2.01	5.63	9.00		B8B0071	12-Feb-18	0.111 L	23-Feb-18 10:09	1
PFHxA	ND	2.45	5.63	9.00		B8B0071	12-Feb-18	0.111 L	23-Feb-18 10:09	1
PFHpA	ND	0.665	5.63	9.00		B8B0071	12-Feb-18	0.111 L	23-Feb-18 10:09	1
PFHxS	ND	1.07	5.63	9.00		B8B0071	12-Feb-18	0.111 L	23-Feb-18 10:09	1
PFOA	ND	0.732	5.63	9.00		B8B0071	12-Feb-18	0.111 L	23-Feb-18 10:09	1
PFOS	ND	0.908	5.63	9.00		B8B0071	12-Feb-18	0.111 L	23-Feb-18 10:09	1
PFNA	ND	0.911	5.63	9.00		B8B0071	12-Feb-18	0.111 L	23-Feb-18 10:09	1
PFDA	ND	1.68	5.63	9.00		B8B0071	12-Feb-18	0.111 L	23-Feb-18 10:09	1
MeFOSAA	ND	1.86	5.63	9.00		B8B0071	12-Feb-18	0.111 L	23-Feb-18 10:09	1
PFUnA	ND	1.18	5.63	9.00		B8B0071	12-Feb-18	0.111 L	23-Feb-18 10:09	1
EtFOSAA	ND	1.54	5.63	9.00		B8B0071	12-Feb-18	0.111 L	23-Feb-18 10:09	1
PFDoA	ND	0.891	5.63	9.00		B8B0071	12-Feb-18	0.111 L	23-Feb-18 10:09	1
PFTrDA	ND	0.556	5.63	9.00		B8B0071	12-Feb-18	0.111 L	23-Feb-18 10:09	1
PFTeDA	ND	0.849	5.63	9.00		B8B0071	12-Feb-18	0.111 L	23-Feb-18 10:09	1

Labeled Standards	Type	% Recovery	Limits	Qualifiers	Batch	Extracted	Samp Size	Analyzed	Dilution
13C3-PFBS	IS	100	50 - 150		B8B0071	12-Feb-18	0.111 L	23-Feb-18 10:09	1
13C2-PFHxA	IS	86.7	50 - 150		B8B0071	12-Feb-18	0.111 L	23-Feb-18 10:09	1
13C4-PFHpA	IS	99.9	50 - 150		B8B0071	12-Feb-18	0.111 L	23-Feb-18 10:09	1
18O2-PFHxS	IS	101	50 - 150		B8B0071	12-Feb-18	0.111 L	23-Feb-18 10:09	1
13C2-PFOA	IS	96.8	50 - 150		B8B0071	12-Feb-18	0.111 L	23-Feb-18 10:09	1
13C8-PFOS	IS	97.6	50 - 150		B8B0071	12-Feb-18	0.111 L	23-Feb-18 10:09	1
13C5-PFNA	IS	87.1	50 - 150		B8B0071	12-Feb-18	0.111 L	23-Feb-18 10:09	1
13C2-PFDA	IS	78.7	50 - 150		B8B0071	12-Feb-18	0.111 L	23-Feb-18 10:09	1
d3-MeFOSAA	IS	67.8	50 - 150		B8B0071	12-Feb-18	0.111 L	23-Feb-18 10:09	1
13C2-PFUnA	IS	69.7	50 - 150		B8B0071	12-Feb-18	0.111 L	23-Feb-18 10:09	1
d5-EtFOSAA	IS	72.7	50 - 150		B8B0071	12-Feb-18	0.111 L	23-Feb-18 10:09	1
13C2-PFDoA	IS	74.5	50 - 150		B8B0071	12-Feb-18	0.111 L	23-Feb-18 10:09	1
13C2-PFTeDA	IS	71.6	50 - 150		B8B0071	12-Feb-18	0.111 L	23-Feb-18 10:09	1

DL - Detection Limit

LOD - Limit of Detection  
LOQ - Limit of quantitation

LCL-UCL- Lower control limit - upper control limit  
Results reported to the DL.

When reported, PFHxS, PFOA and PFOS include both linear and branched isomers.  
Only the linear isomer is reported for all other analytes.

**Sample ID: OF-FB11-0218**

**Modified EPA Method 537**

Client Data					Laboratory Data					
Name:	CH2M Hill	Matrix:	Drinking Water		Lab Sample:	1800284-09	Column:	BEH C18		
Project:	CTO-WE01,Fentress PFAS Res. DW Investigation		Date Collected:	07-Feb-18 10:43	Date Received:	09-Feb-18 10:32				

Analyte	Conc. (ng/L)	DL	LOD	LOQ	Qualifiers	Batch	Extracted	Samp Size	Analyzed	Dilution
PFBS	ND	1.98	5.53	8.86		B8B0071	12-Feb-18	0.113 L	23-Feb-18 10:20	1
PFHxA	ND	2.41	5.53	8.86		B8B0071	12-Feb-18	0.113 L	23-Feb-18 10:20	1
PFHpA	ND	0.654	5.53	8.86		B8B0071	12-Feb-18	0.113 L	23-Feb-18 10:20	1
PFHxS	ND	1.05	5.53	8.86		B8B0071	12-Feb-18	0.113 L	23-Feb-18 10:20	1
PFOA	ND	0.721	5.53	8.86		B8B0071	12-Feb-18	0.113 L	23-Feb-18 10:20	1
PFOS	ND	0.893	5.53	8.86		B8B0071	12-Feb-18	0.113 L	23-Feb-18 10:20	1
PFNA	ND	0.897	5.53	8.86		B8B0071	12-Feb-18	0.113 L	23-Feb-18 10:20	1
PFDA	ND	1.65	5.53	8.86		B8B0071	12-Feb-18	0.113 L	23-Feb-18 10:20	1
MeFOSAA	ND	1.83	5.53	8.86		B8B0071	12-Feb-18	0.113 L	23-Feb-18 10:20	1
PFOxA	ND	1.16	5.53	8.86		B8B0071	12-Feb-18	0.113 L	23-Feb-18 10:20	1
EtFOSAA	ND	1.52	5.53	8.86		B8B0071	12-Feb-18	0.113 L	23-Feb-18 10:20	1
PFOxA	ND	0.877	5.53	8.86		B8B0071	12-Feb-18	0.113 L	23-Feb-18 10:20	1
PFTeDA	ND	0.547	5.53	8.86		B8B0071	12-Feb-18	0.113 L	23-Feb-18 10:20	1
PFTeDA	ND	0.836	5.53	8.86		B8B0071	12-Feb-18	0.113 L	23-Feb-18 10:20	1

Labeled Standards	Type	% Recovery	Limits	Qualifiers	Batch	Extracted	Samp Size	Analyzed	Dilution
13C3-PFBS	IS	109	50 - 150		B8B0071	12-Feb-18	0.113 L	23-Feb-18 10:20	1
13C2-PFHxA	IS	93.3	50 - 150		B8B0071	12-Feb-18	0.113 L	23-Feb-18 10:20	1
13C4-PFHpA	IS	103	50 - 150		B8B0071	12-Feb-18	0.113 L	23-Feb-18 10:20	1
18O2-PFHxS	IS	87.7	50 - 150		B8B0071	12-Feb-18	0.113 L	23-Feb-18 10:20	1
13C2-PFOA	IS	76.7	50 - 150		B8B0071	12-Feb-18	0.113 L	23-Feb-18 10:20	1
13C8-PFOS	IS	97.6	50 - 150		B8B0071	12-Feb-18	0.113 L	23-Feb-18 10:20	1
13C5-PFNA	IS	71.6	50 - 150		B8B0071	12-Feb-18	0.113 L	23-Feb-18 10:20	1
13C2-PFDA	IS	68.7	50 - 150		B8B0071	12-Feb-18	0.113 L	23-Feb-18 10:20	1
d3-MeFOSAA	IS	60.3	50 - 150		B8B0071	12-Feb-18	0.113 L	23-Feb-18 10:20	1
13C2-PFOxA	IS	55.9	50 - 150		B8B0071	12-Feb-18	0.113 L	23-Feb-18 10:20	1
d5-EtFOSAA	IS	67.4	50 - 150		B8B0071	12-Feb-18	0.113 L	23-Feb-18 10:20	1
13C2-PFOxA	IS	63.7	50 - 150		B8B0071	12-Feb-18	0.113 L	23-Feb-18 10:20	1
13C2-PFTeDA	IS	95.3	50 - 150		B8B0071	12-Feb-18	0.113 L	23-Feb-18 10:20	1

DL - Detection Limit

LOD - Limit of Detection  
LOQ - Limit of quantitation

LCL-UCL- Lower control limit - upper control limit  
Results reported to the DL.

When reported, PFHxS, PFOA and PFOS include both linear and branched isomers.  
Only the linear isomer is reported for all other analytes.

**Sample ID: OF-RW25-0218**

**Modified EPA Method 537**

Client Data					Laboratory Data					
Name:	CH2M Hill	Matrix:	Drinking Water		Lab Sample:	1800284-10	Column:	BEH C18		
Project:	CTO-WE01,Fentress PFAS Res. DW Investigation		Date Collected:	07-Feb-18 16:55	Date Received:	09-Feb-18 10:32				

Analyte	Conc. (ng/L)	DL	LOD	LOQ	Qualifiers	Batch	Extracted	Samp Size	Analyzed	Dilution
PFBS	ND	1.94	5.43	8.67		B8B0071	12-Feb-18	0.115 L	23-Feb-18 10:32	1
PFHxA	ND	2.36	5.43	8.67		B8B0071	12-Feb-18	0.115 L	23-Feb-18 10:32	1
PFHpA	ND	0.640	5.43	8.67		B8B0071	12-Feb-18	0.115 L	23-Feb-18 10:32	1
PFHxS	ND	1.03	5.43	8.67		B8B0071	12-Feb-18	0.115 L	23-Feb-18 10:32	1
PFOA	ND	0.705	5.43	8.67		B8B0071	12-Feb-18	0.115 L	23-Feb-18 10:32	1
PFOS	ND	0.874	5.43	8.67		B8B0071	12-Feb-18	0.115 L	23-Feb-18 10:32	1
PFNA	ND	0.878	5.43	8.67		B8B0071	12-Feb-18	0.115 L	23-Feb-18 10:32	1
PFDA	ND	1.61	5.43	8.67		B8B0071	12-Feb-18	0.115 L	23-Feb-18 10:32	1
MeFOSAA	ND	1.79	5.43	8.67		B8B0071	12-Feb-18	0.115 L	23-Feb-18 10:32	1
PFOxA	ND	1.14	5.43	8.67		B8B0071	12-Feb-18	0.115 L	23-Feb-18 10:32	1
EtFOSAA	ND	1.48	5.43	8.67		B8B0071	12-Feb-18	0.115 L	23-Feb-18 10:32	1
PFOxA	ND	0.858	5.43	8.67		B8B0071	12-Feb-18	0.115 L	23-Feb-18 10:32	1
PFTeDA	ND	0.535	5.43	8.67		B8B0071	12-Feb-18	0.115 L	23-Feb-18 10:32	1
PFTeDA	ND	0.818	5.43	8.67		B8B0071	12-Feb-18	0.115 L	23-Feb-18 10:32	1

Labeled Standards	Type	% Recovery	Limits	Qualifiers	Batch	Extracted	Samp Size	Analyzed	Dilution
13C3-PFBS	IS	99.2	50 - 150		B8B0071	12-Feb-18	0.115 L	23-Feb-18 10:32	1
13C2-PFHxA	IS	82.9	50 - 150		B8B0071	12-Feb-18	0.115 L	23-Feb-18 10:32	1
13C4-PFHpA	IS	87.3	50 - 150		B8B0071	12-Feb-18	0.115 L	23-Feb-18 10:32	1
18O2-PFHxS	IS	94.0	50 - 150		B8B0071	12-Feb-18	0.115 L	23-Feb-18 10:32	1
13C2-PFOA	IS	86.8	50 - 150		B8B0071	12-Feb-18	0.115 L	23-Feb-18 10:32	1
13C8-PFOS	IS	110	50 - 150		B8B0071	12-Feb-18	0.115 L	23-Feb-18 10:32	1
13C5-PFNA	IS	79.6	50 - 150		B8B0071	12-Feb-18	0.115 L	23-Feb-18 10:32	1
13C2-PFDA	IS	82.0	50 - 150		B8B0071	12-Feb-18	0.115 L	23-Feb-18 10:32	1
d3-MeFOSAA	IS	82.4	50 - 150		B8B0071	12-Feb-18	0.115 L	23-Feb-18 10:32	1
13C2-PFOxA	IS	70.9	50 - 150		B8B0071	12-Feb-18	0.115 L	23-Feb-18 10:32	1
d5-EtFOSAA	IS	70.8	50 - 150		B8B0071	12-Feb-18	0.115 L	23-Feb-18 10:32	1
13C2-PFOxA	IS	71.6	50 - 150		B8B0071	12-Feb-18	0.115 L	23-Feb-18 10:32	1
13C2-PFTeDA	IS	94.7	50 - 150		B8B0071	12-Feb-18	0.115 L	23-Feb-18 10:32	1

DL - Detection Limit

LOD - Limit of Detection  
LOQ - Limit of quantitation

LCL-UCL- Lower control limit - upper control limit  
Results reported to the DL.

When reported, PFHxS, PFOA and PFOS include both linear and branched isomers.  
Only the linear isomer is reported for all other analytes.

**Sample ID: OF-FB25-0218**

**Modified EPA Method 537**

Client Data					Laboratory Data					
Name:	CH2M Hill	Matrix:	Drinking Water		Lab Sample:	1800284-11	Column:	BEH C18		
Project:	CTO-WE01,Fentress PFAS Res. DW Investigation		Date Collected:	07-Feb-18 16:56	Date Received:	09-Feb-18 10:32				

Analyte	Conc. (ng/L)	DL	LOD	LOQ	Qualifiers	Batch	Extracted	Samp Size	Analyzed	Dilution
PFBS	ND	1.91	5.34	8.54		B8B0071	12-Feb-18	0.117 L	23-Feb-18 10:43	1
PFHxA	ND	2.33	5.34	8.54		B8B0071	12-Feb-18	0.117 L	23-Feb-18 10:43	1
PFHpA	ND	0.631	5.34	8.54		B8B0071	12-Feb-18	0.117 L	23-Feb-18 10:43	1
PFHxS	ND	1.01	5.34	8.54		B8B0071	12-Feb-18	0.117 L	23-Feb-18 10:43	1
PFOA	ND	0.695	5.34	8.54		B8B0071	12-Feb-18	0.117 L	23-Feb-18 10:43	1
PFOS	ND	0.862	5.34	8.54		B8B0071	12-Feb-18	0.117 L	23-Feb-18 10:43	1
PFNA	ND	0.865	5.34	8.54		B8B0071	12-Feb-18	0.117 L	23-Feb-18 10:43	1
PFDA	ND	1.59	5.34	8.54		B8B0071	12-Feb-18	0.117 L	23-Feb-18 10:43	1
MeFOSAA	ND	1.76	5.34	8.54		B8B0071	12-Feb-18	0.117 L	23-Feb-18 10:43	1
PFOxA	ND	1.12	5.34	8.54		B8B0071	12-Feb-18	0.117 L	23-Feb-18 10:43	1
EtFOSAA	ND	1.46	5.34	8.54		B8B0071	12-Feb-18	0.117 L	23-Feb-18 10:43	1
PFOxA	ND	0.846	5.34	8.54		B8B0071	12-Feb-18	0.117 L	23-Feb-18 10:43	1
PFTeDA	ND	0.528	5.34	8.54		B8B0071	12-Feb-18	0.117 L	23-Feb-18 10:43	1
PFTeDA	ND	0.806	5.34	8.54		B8B0071	12-Feb-18	0.117 L	23-Feb-18 10:43	1

Labeled Standards	Type	% Recovery	Limits	Qualifiers	Batch	Extracted	Samp Size	Analyzed	Dilution
13C3-PFBS	IS	120	50 - 150		B8B0071	12-Feb-18	0.117 L	23-Feb-18 10:43	1
13C2-PFHxA	IS	92.0	50 - 150		B8B0071	12-Feb-18	0.117 L	23-Feb-18 10:43	1
13C4-PFHpA	IS	99.2	50 - 150		B8B0071	12-Feb-18	0.117 L	23-Feb-18 10:43	1
18O2-PFHxS	IS	99.5	50 - 150		B8B0071	12-Feb-18	0.117 L	23-Feb-18 10:43	1
13C2-PFOA	IS	89.0	50 - 150		B8B0071	12-Feb-18	0.117 L	23-Feb-18 10:43	1
13C8-PFOS	IS	106	50 - 150		B8B0071	12-Feb-18	0.117 L	23-Feb-18 10:43	1
13C5-PFNA	IS	88.4	50 - 150		B8B0071	12-Feb-18	0.117 L	23-Feb-18 10:43	1
13C2-PFDA	IS	91.7	50 - 150		B8B0071	12-Feb-18	0.117 L	23-Feb-18 10:43	1
d3-MeFOSAA	IS	63.9	50 - 150		B8B0071	12-Feb-18	0.117 L	23-Feb-18 10:43	1
13C2-PFOxA	IS	79.1	50 - 150		B8B0071	12-Feb-18	0.117 L	23-Feb-18 10:43	1
d5-EtFOSAA	IS	72.1	50 - 150		B8B0071	12-Feb-18	0.117 L	23-Feb-18 10:43	1
13C2-PFOxA	IS	78.5	50 - 150		B8B0071	12-Feb-18	0.117 L	23-Feb-18 10:43	1
13C2-PFTeDA	IS	104	50 - 150		B8B0071	12-Feb-18	0.117 L	23-Feb-18 10:43	1

DL - Detection Limit

LOD - Limit of Detection  
LOQ - Limit of quantitation

LCL-UCL- Lower control limit - upper control limit  
Results reported to the DL.

When reported, PFHxS, PFOA and PFOS include both linear and branched isomers.  
Only the linear isomer is reported for all other analytes.

**Sample ID: OF-RW12-0218**

**Modified EPA Method 537**

Client Data					Laboratory Data					
Name:	CH2M Hill	Matrix:	Drinking Water		Lab Sample:	1800284-12	Column:	BEH C18		
Project:	CTO-WE01,Fentress PFAS Res. DW Investigation		Date Collected:	08-Feb-18 09:02	Date Received:	09-Feb-18 10:32				

Analyte	Conc. (ng/L)	DL	LOD	LOQ	Qualifiers	Batch	Extracted	Samp Size	Analyzed	Dilution
PFBS	ND	1.97	5.48	8.79		B8B0071	12-Feb-18	0.114 L	23-Feb-18 10:55	1
PFHxA	ND	2.40	5.48	8.79		B8B0071	12-Feb-18	0.114 L	23-Feb-18 10:55	1
PFHpA	ND	0.649	5.48	8.79		B8B0071	12-Feb-18	0.114 L	23-Feb-18 10:55	1
PFHxS	ND	1.04	5.48	8.79		B8B0071	12-Feb-18	0.114 L	23-Feb-18 10:55	1
PFOA	4.64	0.715	5.48	8.79	J	B8B0071	12-Feb-18	0.114 L	23-Feb-18 10:55	1
PFOS	1.22	0.887	5.48	8.79	J	B8B0071	12-Feb-18	0.114 L	23-Feb-18 10:55	1
PFNA	ND	0.890	5.48	8.79		B8B0071	12-Feb-18	0.114 L	23-Feb-18 10:55	1
PFDA	ND	1.64	5.48	8.79		B8B0071	12-Feb-18	0.114 L	23-Feb-18 10:55	1
MeFOSAA	ND	1.81	5.48	8.79		B8B0071	12-Feb-18	0.114 L	23-Feb-18 10:55	1
PFOxA	ND	1.15	5.48	8.79		B8B0071	12-Feb-18	0.114 L	23-Feb-18 10:55	1
EtFOSAA	ND	1.51	5.48	8.79		B8B0071	12-Feb-18	0.114 L	23-Feb-18 10:55	1
PFOxA	ND	0.870	5.48	8.79		B8B0071	12-Feb-18	0.114 L	23-Feb-18 10:55	1
PFTeDA	ND	0.543	5.48	8.79		B8B0071	12-Feb-18	0.114 L	23-Feb-18 10:55	1
PFTeDA	ND	0.830	5.48	8.79		B8B0071	12-Feb-18	0.114 L	23-Feb-18 10:55	1

Labeled Standards	Type	% Recovery	Limits	Qualifiers	Batch	Extracted	Samp Size	Analyzed	Dilution
13C3-PFBS	IS	97.7	50 - 150		B8B0071	12-Feb-18	0.114 L	23-Feb-18 10:55	1
13C2-PFHxA	IS	94.7	50 - 150		B8B0071	12-Feb-18	0.114 L	23-Feb-18 10:55	1
13C4-PFHpA	IS	88.3	50 - 150		B8B0071	12-Feb-18	0.114 L	23-Feb-18 10:55	1
18O2-PFHxS	IS	97.7	50 - 150		B8B0071	12-Feb-18	0.114 L	23-Feb-18 10:55	1
13C2-PFOA	IS	98.8	50 - 150		B8B0071	12-Feb-18	0.114 L	23-Feb-18 10:55	1
13C8-PFOS	IS	93.7	50 - 150		B8B0071	12-Feb-18	0.114 L	23-Feb-18 10:55	1
13C5-PFNA	IS	88.9	50 - 150		B8B0071	12-Feb-18	0.114 L	23-Feb-18 10:55	1
13C2-PFDA	IS	97.7	50 - 150		B8B0071	12-Feb-18	0.114 L	23-Feb-18 10:55	1
d3-MeFOSAA	IS	90.9	50 - 150		B8B0071	12-Feb-18	0.114 L	23-Feb-18 10:55	1
13C2-PFOxA	IS	91.7	50 - 150		B8B0071	12-Feb-18	0.114 L	23-Feb-18 10:55	1
d5-EtFOSAA	IS	95.3	50 - 150		B8B0071	12-Feb-18	0.114 L	23-Feb-18 10:55	1
13C2-PFOxA	IS	117	50 - 150		B8B0071	12-Feb-18	0.114 L	23-Feb-18 10:55	1
13C2-PFTeDA	IS	127	50 - 150		B8B0071	12-Feb-18	0.114 L	23-Feb-18 10:55	1

DL - Detection Limit

LOD - Limit of Detection  
LOQ - Limit of quantitation

LCL-UCL- Lower control limit - upper control limit  
Results reported to the DL.

When reported, PFHxS, PFOA and PFOS include both linear and branched isomers.  
Only the linear isomer is reported for all other analytes.



**Sample ID: OF-FB12-0218**

**Modified EPA Method 537**

Client Data					Laboratory Data					
Name:	CH2M Hill	Matrix:	Drinking Water		Lab Sample:	1800284-13	Column:	BEH C18		
Project:	CTO-WE01,Fentress PFAS Res. DW Investigation		Date Collected:	08-Feb-18 09:03	Date Received:	09-Feb-18 10:32				

Analyte	Conc. (ng/L)	DL	LOD	LOQ	Qualifiers	Batch	Extracted	Samp Size	Analyzed	Dilution
PFBS	ND	1.98	5.53	8.83		B8B0071	12-Feb-18	0.113 L	23-Feb-18 11:06	1
PFHxA	ND	2.41	5.53	8.83		B8B0071	12-Feb-18	0.113 L	23-Feb-18 11:06	1
PFHpA	ND	0.652	5.53	8.83		B8B0071	12-Feb-18	0.113 L	23-Feb-18 11:06	1
PFHxS	ND	1.04	5.53	8.83		B8B0071	12-Feb-18	0.113 L	23-Feb-18 11:06	1
PFOA	ND	0.718	5.53	8.83		B8B0071	12-Feb-18	0.113 L	23-Feb-18 11:06	1
PFOS	ND	0.890	5.53	8.83		B8B0071	12-Feb-18	0.113 L	23-Feb-18 11:06	1
PFNA	ND	0.894	5.53	8.83		B8B0071	12-Feb-18	0.113 L	23-Feb-18 11:06	1
PFDA	ND	1.64	5.53	8.83		B8B0071	12-Feb-18	0.113 L	23-Feb-18 11:06	1
MeFOSAA	ND	1.82	5.53	8.83		B8B0071	12-Feb-18	0.113 L	23-Feb-18 11:06	1
PFOxA	ND	1.16	5.53	8.83		B8B0071	12-Feb-18	0.113 L	23-Feb-18 11:06	1
EtFOSAA	ND	1.51	5.53	8.83		B8B0071	12-Feb-18	0.113 L	23-Feb-18 11:06	1
PFOxA	ND	0.874	5.53	8.83		B8B0071	12-Feb-18	0.113 L	23-Feb-18 11:06	1
PFTeDA	ND	0.545	5.53	8.83		B8B0071	12-Feb-18	0.113 L	23-Feb-18 11:06	1
PFTeDA	ND	0.833	5.53	8.83		B8B0071	12-Feb-18	0.113 L	23-Feb-18 11:06	1

Labeled Standards	Type	% Recovery	Limits	Qualifiers	Batch	Extracted	Samp Size	Analyzed	Dilution
13C3-PFBS	IS	105	50 - 150		B8B0071	12-Feb-18	0.113 L	23-Feb-18 11:06	1
13C2-PFHxA	IS	82.6	50 - 150		B8B0071	12-Feb-18	0.113 L	23-Feb-18 11:06	1
13C4-PFHpA	IS	91.0	50 - 150		B8B0071	12-Feb-18	0.113 L	23-Feb-18 11:06	1
18O2-PFHxS	IS	101	50 - 150		B8B0071	12-Feb-18	0.113 L	23-Feb-18 11:06	1
13C2-PFOA	IS	95.0	50 - 150		B8B0071	12-Feb-18	0.113 L	23-Feb-18 11:06	1
13C8-PFOS	IS	104	50 - 150		B8B0071	12-Feb-18	0.113 L	23-Feb-18 11:06	1
13C5-PFNA	IS	73.1	50 - 150		B8B0071	12-Feb-18	0.113 L	23-Feb-18 11:06	1
13C2-PFDA	IS	71.1	50 - 150		B8B0071	12-Feb-18	0.113 L	23-Feb-18 11:06	1
d3-MeFOSAA	IS	75.3	50 - 150		B8B0071	12-Feb-18	0.113 L	23-Feb-18 11:06	1
13C2-PFOxA	IS	50.8	50 - 150		B8B0071	12-Feb-18	0.113 L	23-Feb-18 11:06	1
d5-EtFOSAA	IS	71.6	50 - 150		B8B0071	12-Feb-18	0.113 L	23-Feb-18 11:06	1
13C2-PFOxA	IS	79.9	50 - 150		B8B0071	12-Feb-18	0.113 L	23-Feb-18 11:06	1
13C2-PFTeDA	IS	83.5	50 - 150		B8B0071	12-Feb-18	0.113 L	23-Feb-18 11:06	1

DL - Detection Limit

LOD - Limit of Detection  
LOQ - Limit of quantitation

LCL-UCL- Lower control limit - upper control limit  
Results reported to the DL.

When reported, PFHxS, PFOA and PFOS include both linear and branched isomers.  
Only the linear isomer is reported for all other analytes.

**Sample ID: OF-RW09-0218**

**Modified EPA Method 537**

Client Data					Laboratory Data					
Name:	CH2M Hill	Matrix:	Drinking Water		Lab Sample:	1800284-14	Column:	BEH C18		
Project:	CTO-WE01,Fentress PFAS Res. DW Investigation		Date Collected:	08-Feb-18 16:12	Date Received:	09-Feb-18 10:32				

Analyte	Conc. (ng/L)	DL	LOD	LOQ	Qualifiers	Batch	Extracted	Samp Size	Analyzed	Dilution
PFBS	ND	2.06	5.73	9.18		B8B0071	12-Feb-18	0.109 L	23-Feb-18 11:18	1
PFHxA	ND	2.50	5.73	9.18		B8B0071	12-Feb-18	0.109 L	23-Feb-18 11:18	1
PFHpA	ND	0.678	5.73	9.18		B8B0071	12-Feb-18	0.109 L	23-Feb-18 11:18	1
PFHxS	ND	1.09	5.73	9.18		B8B0071	12-Feb-18	0.109 L	23-Feb-18 11:18	1
PFOA	ND	0.747	5.73	9.18		B8B0071	12-Feb-18	0.109 L	23-Feb-18 11:18	1
PFOS	ND	0.926	5.73	9.18		B8B0071	12-Feb-18	0.109 L	23-Feb-18 11:18	1
PFNA	ND	0.930	5.73	9.18		B8B0071	12-Feb-18	0.109 L	23-Feb-18 11:18	1
PFDA	ND	1.71	5.73	9.18		B8B0071	12-Feb-18	0.109 L	23-Feb-18 11:18	1
MeFOSAA	ND	1.89	5.73	9.18		B8B0071	12-Feb-18	0.109 L	23-Feb-18 11:18	1
PFUnA	ND	1.21	5.73	9.18		B8B0071	12-Feb-18	0.109 L	23-Feb-18 11:18	1
EtFOSAA	ND	1.57	5.73	9.18		B8B0071	12-Feb-18	0.109 L	23-Feb-18 11:18	1
PFDoA	ND	0.909	5.73	9.18		B8B0071	12-Feb-18	0.109 L	23-Feb-18 11:18	1
PFTrDA	ND	0.567	5.73	9.18		B8B0071	12-Feb-18	0.109 L	23-Feb-18 11:18	1
PFTeDA	ND	0.867	5.73	9.18		B8B0071	12-Feb-18	0.109 L	23-Feb-18 11:18	1

Labeled Standards	Type	% Recovery	Limits	Qualifiers	Batch	Extracted	Samp Size	Analyzed	Dilution
13C3-PFBS	IS	113	50 - 150		B8B0071	12-Feb-18	0.109 L	23-Feb-18 11:18	1
13C2-PFHxA	IS	88.8	50 - 150		B8B0071	12-Feb-18	0.109 L	23-Feb-18 11:18	1
13C4-PFHpA	IS	88.0	50 - 150		B8B0071	12-Feb-18	0.109 L	23-Feb-18 11:18	1
18O2-PFHxS	IS	97.2	50 - 150		B8B0071	12-Feb-18	0.109 L	23-Feb-18 11:18	1
13C2-PFOA	IS	85.7	50 - 150		B8B0071	12-Feb-18	0.109 L	23-Feb-18 11:18	1
13C8-PFOS	IS	112	50 - 150		B8B0071	12-Feb-18	0.109 L	23-Feb-18 11:18	1
13C5-PFNA	IS	77.6	50 - 150		B8B0071	12-Feb-18	0.109 L	23-Feb-18 11:18	1
13C2-PFDA	IS	91.2	50 - 150		B8B0071	12-Feb-18	0.109 L	23-Feb-18 11:18	1
d3-MeFOSAA	IS	82.2	50 - 150		B8B0071	12-Feb-18	0.109 L	23-Feb-18 11:18	1
13C2-PFUnA	IS	94.6	50 - 150		B8B0071	12-Feb-18	0.109 L	23-Feb-18 11:18	1
d5-EtFOSAA	IS	88.0	50 - 150		B8B0071	12-Feb-18	0.109 L	23-Feb-18 11:18	1
13C2-PFDoA	IS	105	50 - 150		B8B0071	12-Feb-18	0.109 L	23-Feb-18 11:18	1
13C2-PFTeDA	IS	110	50 - 150		B8B0071	12-Feb-18	0.109 L	23-Feb-18 11:18	1

DL - Detection Limit

LOD - Limit of Detection  
LOQ - Limit of quantitation

LCL-UCL- Lower control limit - upper control limit  
Results reported to the DL.

When reported, PFHxS, PFOA and PFOS include both linear and branched isomers.  
Only the linear isomer is reported for all other analytes.

**Sample ID: OF-FB09-0218**

**Modified EPA Method 537**

Client Data					Laboratory Data					
Name:	CH2M Hill	Matrix:	Drinking Water		Lab Sample:	1800284-15	Column:	BEH C18		
Project:	CTO-WE01,Fentress PFAS Res. DW Investigation		Date Collected:	08-Feb-18 16:13	Date Received:	09-Feb-18 10:32				

Analyte	Conc. (ng/L)	DL	LOD	LOQ	Qualifiers	Batch	Extracted	Samp Size	Analyzed	Dilution
PFBS	ND	1.95	5.43	8.72		B8B0071	12-Feb-18	0.115 L	23-Feb-18 11:29	1
PFHxA	ND	2.38	5.43	8.72		B8B0071	12-Feb-18	0.115 L	23-Feb-18 11:29	1
PFHpA	ND	0.645	5.43	8.72		B8B0071	12-Feb-18	0.115 L	23-Feb-18 11:29	1
PFHxS	ND	1.03	5.43	8.72		B8B0071	12-Feb-18	0.115 L	23-Feb-18 11:29	1
PFOA	ND	0.710	5.43	8.72		B8B0071	12-Feb-18	0.115 L	23-Feb-18 11:29	1
PFOS	ND	0.880	5.43	8.72		B8B0071	12-Feb-18	0.115 L	23-Feb-18 11:29	1
PFNA	ND	0.883	5.43	8.72		B8B0071	12-Feb-18	0.115 L	23-Feb-18 11:29	1
PFDA	ND	1.62	5.43	8.72		B8B0071	12-Feb-18	0.115 L	23-Feb-18 11:29	1
MeFOSAA	ND	1.80	5.43	8.72		B8B0071	12-Feb-18	0.115 L	23-Feb-18 11:29	1
PFOxA	ND	1.15	5.43	8.72		B8B0071	12-Feb-18	0.115 L	23-Feb-18 11:29	1
EtFOSAA	ND	1.49	5.43	8.72		B8B0071	12-Feb-18	0.115 L	23-Feb-18 11:29	1
PFOxA	ND	0.864	5.43	8.72		B8B0071	12-Feb-18	0.115 L	23-Feb-18 11:29	1
PFTeDA	ND	0.539	5.43	8.72		B8B0071	12-Feb-18	0.115 L	23-Feb-18 11:29	1
PFTeDA	ND	0.823	5.43	8.72		B8B0071	12-Feb-18	0.115 L	23-Feb-18 11:29	1

Labeled Standards	Type	% Recovery	Limits	Qualifiers	Batch	Extracted	Samp Size	Analyzed	Dilution
13C3-PFBS	IS	111	50 - 150		B8B0071	12-Feb-18	0.115 L	23-Feb-18 11:29	1
13C2-PFHxA	IS	94.3	50 - 150		B8B0071	12-Feb-18	0.115 L	23-Feb-18 11:29	1
13C4-PFHpA	IS	84.7	50 - 150		B8B0071	12-Feb-18	0.115 L	23-Feb-18 11:29	1
18O2-PFHxS	IS	102	50 - 150		B8B0071	12-Feb-18	0.115 L	23-Feb-18 11:29	1
13C2-PFOA	IS	107	50 - 150		B8B0071	12-Feb-18	0.115 L	23-Feb-18 11:29	1
13C8-PFOS	IS	94.0	50 - 150		B8B0071	12-Feb-18	0.115 L	23-Feb-18 11:29	1
13C5-PFNA	IS	84.7	50 - 150		B8B0071	12-Feb-18	0.115 L	23-Feb-18 11:29	1
13C2-PFDA	IS	73.1	50 - 150		B8B0071	12-Feb-18	0.115 L	23-Feb-18 11:29	1
d3-MeFOSAA	IS	70.9	50 - 150		B8B0071	12-Feb-18	0.115 L	23-Feb-18 11:29	1
13C2-PFOxA	IS	67.0	50 - 150		B8B0071	12-Feb-18	0.115 L	23-Feb-18 11:29	1
d5-EtFOSAA	IS	63.5	50 - 150		B8B0071	12-Feb-18	0.115 L	23-Feb-18 11:29	1
13C2-PFOxA	IS	69.2	50 - 150		B8B0071	12-Feb-18	0.115 L	23-Feb-18 11:29	1
13C2-PFTeDA	IS	88.3	50 - 150		B8B0071	12-Feb-18	0.115 L	23-Feb-18 11:29	1

DL - Detection Limit

LOD - Limit of Detection  
LOQ - Limit of quantitation

LCL-UCL- Lower control limit - upper control limit  
Results reported to the DL.

When reported, PFHxS, PFOA and PFOS include both linear and branched isomers.  
Only the linear isomer is reported for all other analytes.

**Sample ID: OF-RW31-0218**

**Modified EPA Method 537**

Client Data					Laboratory Data					
Name:	CH2M Hill	Matrix:	Drinking Water		Lab Sample:	1800284-16	Column:	BEH C18		
Project:	CTO-WE01,Fentress PFAS Res. DW Investigation		Date Collected:	08-Feb-18 17:42	Date Received:	09-Feb-18 10:32				

Analyte	Conc. (ng/L)	DL	LOD	LOQ	Qualifiers	Batch	Extracted	Samp Size	Analyzed	Dilution
PFBS	3.09	1.90	5.30	8.49	J	B8B0147	26-Feb-18	0.118 L	07-Mar-18 20:24	1
PFHxA	ND	2.31	5.30	8.49		B8B0147	26-Feb-18	0.118 L	07-Mar-18 20:24	1
PFHpA	ND	0.627	5.30	8.49		B8B0147	26-Feb-18	0.118 L	07-Mar-18 20:24	1
PFHxS	ND	1.01	5.30	8.49		B8B0147	26-Feb-18	0.118 L	07-Mar-18 20:24	1
PFOA	3.24	0.691	5.30	8.49	J	B8B0147	26-Feb-18	0.118 L	07-Mar-18 20:24	1
PFOS	3.35	0.857	5.30	8.49	J	B8B0147	26-Feb-18	0.118 L	07-Mar-18 20:24	1
PFNA	ND	0.860	5.30	8.49		B8B0147	26-Feb-18	0.118 L	07-Mar-18 20:24	1
PFDA	ND	1.58	5.30	8.49		B8B0147	26-Feb-18	0.118 L	07-Mar-18 20:24	1
MeFOSAA	ND	1.75	5.30	8.49		B8B0147	26-Feb-18	0.118 L	07-Mar-18 20:24	1
PFUnA	ND	1.11	5.30	8.49		B8B0147	26-Feb-18	0.118 L	07-Mar-18 20:24	1
EtFOSAA	ND	1.45	5.30	8.49		B8B0147	26-Feb-18	0.118 L	07-Mar-18 20:24	1
PFDoA	ND	0.841	5.30	8.49		B8B0147	26-Feb-18	0.118 L	07-Mar-18 20:24	1
PFTrDA	ND	0.524	5.30	8.49		B8B0147	26-Feb-18	0.118 L	07-Mar-18 20:24	1
PFTeDA	0.847	0.801	5.30	8.49	J, B	B8B0147	26-Feb-18	0.118 L	07-Mar-18 20:24	1

Labeled Standards	Type	% Recovery	Limits	Qualifiers	Batch	Extracted	Samp Size	Analyzed	Dilution
13C3-PFBS	IS	177	50 - 150	H	B8B0147	26-Feb-18	0.118 L	07-Mar-18 20:24	1
13C2-PFHxA	IS	89.9	50 - 150		B8B0147	26-Feb-18	0.118 L	07-Mar-18 20:24	1
13C4-PFHpA	IS	104	50 - 150		B8B0147	26-Feb-18	0.118 L	07-Mar-18 20:24	1
18O2-PFHxS	IS	96.8	50 - 150		B8B0147	26-Feb-18	0.118 L	07-Mar-18 20:24	1
13C2-PFOA	IS	106	50 - 150		B8B0147	26-Feb-18	0.118 L	07-Mar-18 20:24	1
13C8-PFOS	IS	88.3	50 - 150		B8B0147	26-Feb-18	0.118 L	07-Mar-18 20:24	1
13C5-PFNA	IS	82.8	50 - 150		B8B0147	26-Feb-18	0.118 L	07-Mar-18 20:24	1
13C2-PFDA	IS	84.4	50 - 150		B8B0147	26-Feb-18	0.118 L	07-Mar-18 20:24	1
d3-MeFOSAA	IS	95.0	50 - 150		B8B0147	26-Feb-18	0.118 L	07-Mar-18 20:24	1
13C2-PFUnA	IS	71.0	50 - 150		B8B0147	26-Feb-18	0.118 L	07-Mar-18 20:24	1
d5-EtFOSAA	IS	95.3	50 - 150		B8B0147	26-Feb-18	0.118 L	07-Mar-18 20:24	1
13C2-PFDoA	IS	87.0	50 - 150		B8B0147	26-Feb-18	0.118 L	07-Mar-18 20:24	1
13C2-PFTeDA	IS	93.3	50 - 150		B8B0147	26-Feb-18	0.118 L	07-Mar-18 20:24	1

DL - Detection Limit

LOD - Limit of Detection  
LOQ - Limit of quantitation

LCL-UCL- Lower control limit - upper control limit  
Results reported to the DL.

When reported, PFHxS, PFOA and PFOS include both linear and branched isomers.  
Only the linear isomer is reported for all other analytes.

**Sample ID: OF-FB31-0218**

**Modified EPA Method 537**

Client Data					Laboratory Data					
Name:	CH2M Hill	Matrix:	Drinking Water		Lab Sample:	1800284-17	Column:	BEH C18		
Project:	CTO-WE01,Fentress PFAS Res. DW Investigation		Date Collected:	08-Feb-18 17:43	Date Received:	09-Feb-18 10:32				

Analyte	Conc. (ng/L)	DL	LOD	LOQ	Qualifiers	Batch	Extracted	Samp Size	Analyzed	Dilution
PFBS	ND	1.91	5.34	8.53		B8B0071	12-Feb-18	0.117 L	23-Feb-18 11:52	1
PFHxA	ND	2.32	5.34	8.53		B8B0071	12-Feb-18	0.117 L	23-Feb-18 11:52	1
PFHpA	ND	0.630	5.34	8.53		B8B0071	12-Feb-18	0.117 L	23-Feb-18 11:52	1
PFHxS	ND	1.01	5.34	8.53		B8B0071	12-Feb-18	0.117 L	23-Feb-18 11:52	1
PFOA	ND	0.694	5.34	8.53		B8B0071	12-Feb-18	0.117 L	23-Feb-18 11:52	1
PFOS	ND	0.860	5.34	8.53		B8B0071	12-Feb-18	0.117 L	23-Feb-18 11:52	1
PFNA	ND	0.863	5.34	8.53		B8B0071	12-Feb-18	0.117 L	23-Feb-18 11:52	1
PFDA	ND	1.59	5.34	8.53		B8B0071	12-Feb-18	0.117 L	23-Feb-18 11:52	1
MeFOSAA	ND	1.76	5.34	8.53		B8B0071	12-Feb-18	0.117 L	23-Feb-18 11:52	1
PFOxA	ND	1.12	5.34	8.53		B8B0071	12-Feb-18	0.117 L	23-Feb-18 11:52	1
EtFOSAA	ND	1.46	5.34	8.53		B8B0071	12-Feb-18	0.117 L	23-Feb-18 11:52	1
PFOxA	ND	0.844	5.34	8.53		B8B0071	12-Feb-18	0.117 L	23-Feb-18 11:52	1
PFTeDA	ND	0.527	5.34	8.53		B8B0071	12-Feb-18	0.117 L	23-Feb-18 11:52	1
PFTeDA	ND	0.805	5.34	8.53		B8B0071	12-Feb-18	0.117 L	23-Feb-18 11:52	1

Labeled Standards	Type	% Recovery	Limits	Qualifiers	Batch	Extracted	Samp Size	Analyzed	Dilution
13C3-PFBS	IS	115	50 - 150		B8B0071	12-Feb-18	0.117 L	23-Feb-18 11:52	1
13C2-PFHxA	IS	82.2	50 - 150		B8B0071	12-Feb-18	0.117 L	23-Feb-18 11:52	1
13C4-PFHpA	IS	95.8	50 - 150		B8B0071	12-Feb-18	0.117 L	23-Feb-18 11:52	1
18O2-PFHxS	IS	97.0	50 - 150		B8B0071	12-Feb-18	0.117 L	23-Feb-18 11:52	1
13C2-PFOA	IS	94.4	50 - 150		B8B0071	12-Feb-18	0.117 L	23-Feb-18 11:52	1
13C8-PFOS	IS	107	50 - 150		B8B0071	12-Feb-18	0.117 L	23-Feb-18 11:52	1
13C5-PFNA	IS	92.7	50 - 150		B8B0071	12-Feb-18	0.117 L	23-Feb-18 11:52	1
13C2-PFDA	IS	68.9	50 - 150		B8B0071	12-Feb-18	0.117 L	23-Feb-18 11:52	1
d3-MeFOSAA	IS	82.1	50 - 150		B8B0071	12-Feb-18	0.117 L	23-Feb-18 11:52	1
13C2-PFOxA	IS	53.8	50 - 150		B8B0071	12-Feb-18	0.117 L	23-Feb-18 11:52	1
d5-EtFOSAA	IS	72.3	50 - 150		B8B0071	12-Feb-18	0.117 L	23-Feb-18 11:52	1
13C2-PFOxA	IS	76.0	50 - 150		B8B0071	12-Feb-18	0.117 L	23-Feb-18 11:52	1
13C2-PFTeDA	IS	96.7	50 - 150		B8B0071	12-Feb-18	0.117 L	23-Feb-18 11:52	1

DL - Detection Limit

LOD - Limit of Detection  
LOQ - Limit of quantitation

LCL-UCL- Lower control limit - upper control limit  
Results reported to the DL.

When reported, PFHxS, PFOA and PFOS include both linear and branched isomers.  
Only the linear isomer is reported for all other analytes.

## **DATA QUALIFIERS & ABBREVIATIONS**

<b>B</b>	<b>This compound was also detected in the method blank.</b>
<b>D</b>	<b>Dilution</b>
<b>E</b>	<b>The associated compound concentration exceeded the calibration range of the instrument.</b>
<b>H</b>	<b>Recovery and/or RPD was outside laboratory acceptance limits.</b>
<b>I</b>	<b>Chemical Interference</b>
<b>J</b>	<b>The amount detected is below the Reporting Limit/LOQ.</b>
<b>M</b>	<b>Estimated Maximum Possible Concentration. (CA Region 2 projects only)</b>
<b>*</b>	<b>See Cover Letter</b>
<b>Conc.</b>	<b>Concentration</b>
<b>NA</b>	<b>Not applicable</b>
<b>ND</b>	<b>Not Detected</b>
<b>TEQ</b>	<b>Toxic Equivalency</b>
<b>U</b>	<b>Not Detected (specific projects only)</b>

**Unless otherwise noted, solid sample results are reported in dry weight. Tissue samples are reported in wet weight.**

## CERTIFICATIONS

<b>Accrediting Authority</b>	<b>Certificate Number</b>
Alaska Department of Environmental Conservation	17-013
Arkansas Department of Environmental Quality	17-015-0
California Department of Health – ELAP	2892
DoD ELAP - A2LA Accredited - ISO/IEC 17025:2005	3091.01
Florida Department of Health	E87777-18
Hawaii Department of Health	N/A
Louisiana Department of Environmental Quality	01977
Maine Department of Health	2016026
Minnesota Department of Health	1322288
New Hampshire Environmental Accreditation Program	207717
New Jersey Department of Environmental Protection	CA003
New York Department of Health	11411
Oregon Laboratory Accreditation Program	4042-008
Pennsylvania Department of Environmental Protection	014
Texas Commission on Environmental Quality	T104704189-17-8
Virginia Department of General Services	9077
Washington Department of Ecology	C584
Wisconsin Department of Natural Resources	998036160

*Current certificates and lists of licensed parameters are located in the Quality Assurance office and are available upon request.*



### CHAIN OF CUSTODY

*For Laboratory Use Only*  
 Work Order #: 1800284 Temp: 1.6 °C  
 Storage ID: WR-7 Storage Secured: Yes  No

Project ID: CTO-WE01, Fentress PFAS Residential DW Investigation PO#: 10006-7-105444 Sampler: Kathryn Smith (name)

TAT (check one): Standard  21 days  
 Rush (surcharge may apply)  14 days  7 days Specify: \_\_\_\_\_

Invoice to: Name: Andrew Lairson Company: CH2M Address: 5701 Cleveland Street, Suite 200 City: Virginia Beach State: Virginia Ph#: 757-671-6297 Fax#:

Relinquished by (printed name and signature): Kathryn Smith / VBO Kalm Date: 2/8/18 Time: 1900  
 Received by (printed name and signature): Abhraj Ashuveni Prakash Date: 02/09/18 Time: 1111

SHIP TO: Vista Analytical Laboratory  
 1104 Windfield Way  
 El Dorado Hills, CA 95762  
 (916) 673-1520 \* Fax (916) 673-0106  
 ATTN: Martha Maier

Method of Shipment: FEDEX  
 Tracking No: \_\_\_\_\_

Add Analysis(es) Requested		Mod EPA Method 537	EPA Method 537 (DW only)							
Container(s)										
Quantity	Type	Matrix	PFAS/PFOA	UCMR3 PFAS List 6	537 List: 14	Full List of 26	Other: Please List Below	PFAS/PFOA	UCMR3 PFAS List 6	PFAS List: 14

Sample ID	Date	Time	Location/Sample Description	Quantity	Type	Matrix	PFAS/PFOA	UCMR3 PFAS List 6	537 List: 14	Full List of 26	Other: Please List Below	PFAS/PFOA	UCMR3 PFAS List 6	PFAS List: 14	Comments
OF-RW65-0218	2/6/18	0920		2	P	DW		X							
OF-RW65P-0218		0921		2				X							
OF-FB65-0218		0922		2				X							
OF-RW49-0218		0952		2				X							
OF-FB49-0218		0954		2				X							
OF-RW41-0218		1305		2				X							
OF-RW41-0218-MS		1305		2				X							
OF-RW41-0218-SD		1305		2				X							
OF-FB41-0218		1306		2				X							
OF-RW11-0218	2/7/18	1042		2	✓	✓		X							

Special Instructions/Comments: 14 DAY TAT  
Analysis of Drinking Water samples for PFAS (List of 14)

SEND DOCUMENTATION AND RESULTS TO:  
 Name: Andrew Lairson  
 Company: CH2M HILL Inc.  
 Address: 5701 Cleveland Street, Suite 200  
 City: Virginia Beach State: VA Zip: 23462  
 Phone: 757-671-6297 Fax: \_\_\_\_\_  
 Email: Andrew.Lairson@ch2m.com

Container Types: P= HDPE, PJ= HDPE Jar  
 O = Other \_\_\_\_\_  
 Bottle Preservation Type: T = Thiosulfate, TZ = Trizma: \_\_\_\_\_  
 Matrix Types: AQ = Aqueous, DW = Drinking Water, EF = Effluent, PP = Pulp/Paper, SD = Sediment, SL = Sludge, SO = Soil, WW = Wastewater, B = Blood/Serum, O = Other: \_\_\_\_\_





# CHAIN OF CUSTODY

*For Laboratory Use Only*  
 Work Order #: 1800284 Temp: 1.6 °C  
 Storage ID: WR-2 Storage Secured Yes  No

Project ID: CTO-WE01, Fentress PFAS Residential DW Investigation  
 PO#: 10006-7-105444 Sampler: Kathryn Smith (name)

TAT Standard  21 days  
 (check one): Rush (surcharge may apply)  
 14 days  7 days Specify: \_\_\_\_\_

Invoice to: Name Andrew Lairson Company CH2M Address 5701 Cleveland Street, Suite 200 City Virginia Beach State Virginia Ph# 757-671-6297 Fax# \_\_\_\_\_

Relinquished by (printed name and signature) Kathryn Smith / [Signature] Date 2/8/18 Time 1900  
 Received by (printed name and signature) [Signature] Ashweeni Prakash Date 02/09/18 Time 1111

SHIP TO: Vista Analytical Laboratory  
 1104 Windfield Way  
 El Dorado Hills, CA 95762  
 (916) 673-1520 \* Fax (916) 673-0106  
 ATTN: Martha Maier

Method of Shipment: FEDEX  
 Tracking No: \_\_\_\_\_  
 Add Analysis(es) Requested: \_\_\_\_\_  
 Container(s): \_\_\_\_\_  
 Mod EPA Method 537  
 EPA Method 537 (DW only)

Sample ID	Date	Time	Location/Sample Description	Quantity	Type	Matrix	PFDA/PFOA	UCIAR3 PFAS List 6	537 List: 14	Full List of 26	Other: Please List Below	PFDA/PFOA	UCIAR3 PFAS List 6	PFAS List: 14	Comments
OF-FB11-0218	2/7/18	1043		2	P	DW		X							
OF-RW25-0218		1655		2				X							
OF-FB25-0218		1656		2				X							
OF-RW12-0218	2/8/18	0902		2				X							
OF-FB12-0218		0903		2				X							
OF-RW09-0218		1612		2				X							
OF-FB09-0218		1613		2				X							
OF-RW31-0218		1742		2				X							
OF-FB31-0218		1743		2				X							

Special Instructions/Comments: 14 DAY TAT  
Analysis of Drinking Water samples for PFAS (List of 14)

SEND DOCUMENTATION AND RESULTS TO:  
 Name: Andrew Lairson  
 Company: CH2M HILL Inc.  
 Address: 5701 Cleveland Street, Suite 200  
 City: Virginia Beach State: VA Zip: 23462  
 Phone: 757-671-6297 Fax: \_\_\_\_\_  
 Email: Andrew.Lairson@ch2m.com

Container Types: P = HDPE, PJ = HDPE Jar  
 O = Other \_\_\_\_\_  
 Bottle Preservation Type: T = Thiosulfate, TZ = Trizma: \_\_\_\_\_  
 Matrix Types: AQ = Aqueous, DW = Drinking Water, EF = Effluent, PP = Pulp/Paper, SD = Sediment, SL = Sludge, SO = Soil, WW = Wastewater, B = Blood/Serum, O = Other: \_\_\_\_\_

**Sample Log-in Checklist**

 Vista Work Order #: 1800284 TAT 14

<b>Samples Arrival:</b>	<b>Date/Time</b> 02/09/18 1032	<b>Initials:</b> AJ	<b>Location:</b> WR-2
			<b>Shelf/Rack:</b> N/A
<b>Logged In:</b>	<b>Date/Time</b> 02/09/18 1130	<b>Initials:</b> AP UBB	<b>Location:</b> WR-2
			<b>Shelf/Rack:</b> F6
<b>Delivered By:</b>	<input checked="" type="checkbox"/> FedEx	<input type="checkbox"/> UPS	<input type="checkbox"/> On Trac
		<input type="checkbox"/> GSO	<input type="checkbox"/> DHL
		<input type="checkbox"/> Hand Delivered	<input type="checkbox"/> Other
<b>Preservation:</b>	<input checked="" type="checkbox"/> Ice	<input type="checkbox"/> Blue Ice	<input type="checkbox"/> Dry Ice
	<input type="checkbox"/> None		
<b>Temp °C:</b> 1.7 (uncorrected)	<b>Time:</b> 1109		<b>Thermometer ID:</b> IR-4
<b>Temp °C:</b> 1.6 (corrected)	<b>Probe used:</b> Yes <input type="checkbox"/> No <input checked="" type="checkbox"/>		

		YES	NO	NA
Adequate Sample Volume Received?		✓		
Holding Time Acceptable?		✓		
Shipping Container(s) Intact?		✓		
Shipping Custody Seals Intact?		✓		
Shipping Documentation Present?		✓		
Airbill	Trk # 7714 3755 5982	✓		
Sample Container Intact?		✓		
Sample Custody Seals Intact?				✓
Chain of Custody / Sample Documentation Present?		✓		
COC Anomaly/Sample Acceptance Form completed?			✓	✓
If Chlorinated or Drinking Water Samples, Acceptable Preservation?				
<b>Preservation Documented:</b>	<input type="checkbox"/> Na <sub>2</sub> S <sub>2</sub> O <sub>3</sub>	<input type="checkbox"/> Trizma	<input checked="" type="checkbox"/> None	<input checked="" type="checkbox"/> Yes
	<input type="checkbox"/> No	<input type="checkbox"/> NA		
<b>Shipping Container</b>	<input checked="" type="checkbox"/> Vista	<input type="checkbox"/> Client	<input checked="" type="checkbox"/> Retain	<input type="checkbox"/> Return
				<input type="checkbox"/> Dispose

Comments:

March 12, 2018

**Vista Work Order No. 1800284**

Ms. Tiffany Hill  
CH2M Hill  
1100 NE Circle Blvd. Suite 300  
Corvallis, OR 97330

Dear Ms. Hill,

Enclosed are the results for the sample set received at Vista Analytical Laboratory on February 09, 2018. This sample set was analyzed on a rush turn-around time, under your Project Name 'CTO-WE01,Fentress PFAS Res. DW Investigation'.

Vista Analytical Laboratory is committed to serving you effectively. If you require additional information, please contact me at 916-673-1520 or by email at [mmaier@vista-analytical.com](mailto:mmaier@vista-analytical.com).

Thank you for choosing Vista as part of your analytical support team.

Sincerely,

Martha Maier  
Laboratory Director



*Vista Analytical Laboratory certifies that the report herein meets all the requirements set forth by NELAP for those applicable test methods. Results relate only to the samples as received by the laboratory. This report should not be reproduced except in full without the written approval of Vista.*

## Vista Work Order No. 1800284

### Case Narrative

#### Sample Condition on Receipt:

Seventeen drinking water samples were received in good condition and within the method temperature requirements. The samples were received and stored securely in accordance with Vista standard operating procedures and EPA methodology.

#### Analytical Notes:

##### Modified EPA Method 537

The following samples contained particulate and were centrifuged prior to extraction:

<u>Laboratory ID</u>	<u>Sample Name</u>
1800284-01	OF-RW65-0218
1800284-02	OF-RW65P-0218
1800284-04	OF-RW49-0218
1800284-08	OF-RW11-0218
1800284-10	OF-RW25-0218
1800284-12	OF-RW12-0218
1800284-14	OF-RW09-0218

The samples were extracted and analyzed for a selected list of PFAS using Modified EPA Method 537.

##### Holding Times

The samples were extracted and analyzed within the method hold times. Sample "OF-RW31-0218" required re-extraction; the re-extraction was performed outside of the hold time.

##### Quality Control

The Initial Calibration met the method acceptance criteria. The recovery of PFUdA was > 130 % in one Continuing Calibration Verification. This analyte was not detected in the associated samples. The recoveries of all other analytes were within the acceptance criteria.

A Method Blank and Ongoing Precision and Recovery (OPR) sample were extracted and analyzed with each preparation batch. No analytes were detected in the Method Blanks above 1/2 the LOQ. The recovery of PFDoA was > 130% in the OPR associated with prep batch B8B0071. The recovery of PFDA was > 130% in the OPR associated with prep batch B8B0147. These analytes were not detected in the associated samples. The recoveries of all other analytes were within the method acceptance criteria.

The extracts of the OPR associated with prep batch B8B0147 was re-injected because one or more Injection Internal Standard Analyte response areas were outside of criteria. The results were similar in the second injection. The results from the original injection have been reported.

The labeled standard recoveries outside the acceptance criteria are listed in the table below.

As requested, an MS/MSD was performed on sample "OF-RW41-0218". The MS/MSD recoveries and/or RPDs were out of the acceptance criteria for MeFOSAA and PFUnA.

#### QC Anomalies

LabNumber	SampleName	Analysis	Analyte	Flag	%Rec
1800284-16	OF-RW31-0218	Modified EPA Method 537	13C3-PFBS	H	177

H = Recovery was outside laboratory acceptance criteria.

## TABLE OF CONTENTS

Case Narrative.....	1
Table of Contents.....	4
Sample Inventory.....	5
Analytical Results.....	6
Qualifiers.....	29
Certifications.....	30
Sample Receipt.....	31
Extraction Information.....	34
Sample Data - Modified EPA Method 537.....	43
IIS Areas, IBs and CCVs.....	229
ICAL with ICV and IB.....	349

# Sample Inventory Report

Vista Sample ID	Client Sample ID	Sampled	Received	Components/Containers
1800284-01	OF-RW65-0218	06-Feb-18 09:20	09-Feb-18 10:32	HDPE Bottle, 125 mL
1800284-02	OF-RW65P-0218	06-Feb-18 09:21	09-Feb-18 10:32	HDPE Bottle, 125 mL
1800284-03	OF-FB65-0218	06-Feb-18 09:22	09-Feb-18 10:32	HDPE Bottle, 125 mL
1800284-04	OF-RW49-0218	06-Feb-18 09:52	09-Feb-18 10:32	HDPE Bottle, 125 mL
1800284-05	OF-FB49-0218	06-Feb-18 09:54	09-Feb-18 10:32	HDPE Bottle, 125 mL
1800284-06	OF-RW41-0218	MS/MSD06-Feb-18 13:05	09-Feb-18 10:32	HDPE Bottle, 125 mL
				HDPE Bottle, 125 mL
				HDPE Bottle, 125 mL
				HDPE Bottle, 125 mL
				HDPE Bottle, 125 mL
				HDPE Bottle, 125 mL
1800284-07	OF-FB41-0218	06-Feb-18 13:05	09-Feb-18 10:32	HDPE Bottle, 125 mL
1800284-08	OF-RW11-0218	07-Feb-18 13:06	09-Feb-18 10:32	HDPE Bottle, 125 mL
1800284-09	OF-FB11-0218	07-Feb-18 10:42	09-Feb-18 10:32	HDPE Bottle, 125 mL
1800284-10	OF-RW25-0218	07-Feb-18 10:43	09-Feb-18 10:32	HDPE Bottle, 125 mL
1800284-11	OF-FB25-0218	07-Feb-18 16:55	09-Feb-18 10:32	HDPE Bottle, 125 mL
1800284-12	OF-RW12-0218	07-Feb-18 16:56	09-Feb-18 10:32	HDPE Bottle, 125 mL
1800284-13	OF-FB12-0218	08-Feb-18 09:02	09-Feb-18 10:32	HDPE Bottle, 125 mL
1800284-14	OF-RW09-0218	08-Feb-18 09:03	09-Feb-18 10:32	HDPE Bottle, 125 mL
1800284-15	OF-FB09-0218	08-Feb-18 16:12	09-Feb-18 10:32	HDPE Bottle, 125 mL
1800284-16	OF-RW31-0218	08-Feb-18 16:13	09-Feb-18 10:32	HDPE Bottle, 125 mL
1800284-17	OF-FB31-0218	08-Feb-18 17:43	09-Feb-18 10:32	HDPE Bottle, 125 mL

Vista Project: 1800284

Client Project: CTO-WE01,Fentress PFAS Res. DW Investigation

## **ANALYTICAL RESULTS**



**Sample ID: Method Blank** **Modified EPA Method 537**

<b>Client Data</b>				<b>Laboratory Data</b>			
Name:	CH2M Hill	Matrix:	Aqueous	Lab Sample:	B8B0071-BLK1	Column:	BEH C18
Project:	CTO-WE01,Fentress PFAS Res. DW Investigation						

Analyte	Conc. (ng/L)	DL	LOD	LOQ	Qualifiers	Batch	Extracted	Samp Size	Analyzed	Dilution
PFBS	ND	1.79	5.00	8.00		B8B0071	12-Feb-18	0.125 L	23-Feb-18 07:39	1
PFHxA	ND	2.18	5.00	8.00		B8B0071	12-Feb-18	0.125 L	23-Feb-18 07:39	1
PFHpA	ND	0.591	5.00	8.00		B8B0071	12-Feb-18	0.125 L	23-Feb-18 07:39	1
PFHxS	ND	0.947	5.00	8.00		B8B0071	12-Feb-18	0.125 L	23-Feb-18 07:39	1
PFOA	ND	0.651	5.00	8.00		B8B0071	12-Feb-18	0.125 L	23-Feb-18 07:39	1
PFOS	ND	0.807	5.00	8.00		B8B0071	12-Feb-18	0.125 L	23-Feb-18 07:39	1
PFNA	ND	0.810	5.00	8.00		B8B0071	12-Feb-18	0.125 L	23-Feb-18 07:39	1
PFDA	ND	1.49	5.00	8.00		B8B0071	12-Feb-18	0.125 L	23-Feb-18 07:39	1
MeFOSAA	ND	1.65	5.00	8.00		B8B0071	12-Feb-18	0.125 L	23-Feb-18 07:39	1
PFUnA	ND	1.05	5.00	8.00		B8B0071	12-Feb-18	0.125 L	23-Feb-18 07:39	1
EtFOSAA	ND	1.37	5.00	8.00		B8B0071	12-Feb-18	0.125 L	23-Feb-18 07:39	1
PFDoA	ND	0.792	5.00	8.00		B8B0071	12-Feb-18	0.125 L	23-Feb-18 07:39	1
PFTDA	ND	0.494	5.00	8.00		B8B0071	12-Feb-18	0.125 L	23-Feb-18 07:39	1
PFTeDA	ND	0.755	5.00	8.00		B8B0071	12-Feb-18	0.125 L	23-Feb-18 07:39	1

Labeled Standards	Type	% Recovery	Limits	Qualifiers	Batch	Extracted	Samp Size	Analyzed	Dilution
13C3-PFBS	IS	123	50 - 150		B8B0071	12-Feb-18	0.125 L	23-Feb-18 07:39	1
13C2-PFHxA	IS	85.3	50 - 150		B8B0071	12-Feb-18	0.125 L	23-Feb-18 07:39	1
13C4-PFHpA	IS	96.9	50 - 150		B8B0071	12-Feb-18	0.125 L	23-Feb-18 07:39	1
18O2-PFHxS	IS	90.4	50 - 150		B8B0071	12-Feb-18	0.125 L	23-Feb-18 07:39	1
13C2-PFOA	IS	91.5	50 - 150		B8B0071	12-Feb-18	0.125 L	23-Feb-18 07:39	1
13C8-PFOS	IS	93.9	50 - 150		B8B0071	12-Feb-18	0.125 L	23-Feb-18 07:39	1
13C5-PFNA	IS	76.5	50 - 150		B8B0071	12-Feb-18	0.125 L	23-Feb-18 07:39	1
13C2-PFDA	IS	77.8	50 - 150		B8B0071	12-Feb-18	0.125 L	23-Feb-18 07:39	1
d3-MeFOSAA	IS	78.3	50 - 150		B8B0071	12-Feb-18	0.125 L	23-Feb-18 07:39	1
13C2-PFUnA	IS	77.6	50 - 150		B8B0071	12-Feb-18	0.125 L	23-Feb-18 07:39	1
d5-EtFOSAA	IS	84.6	50 - 150		B8B0071	12-Feb-18	0.125 L	23-Feb-18 07:39	1
13C2-PFDoA	IS	104	50 - 150		B8B0071	12-Feb-18	0.125 L	23-Feb-18 07:39	1
13C2-PFTeDA	IS	110	50 - 150		B8B0071	12-Feb-18	0.125 L	23-Feb-18 07:39	1

DL - Detection Limit

LOD - Limit of Detection  
LOQ - Limit of quantitation

LCL-UCL- Lower control limit - upper control limit  
Results reported to the DL.

When reported, PFHxS, PFOA and PFOS include both linear and branched isomers.  
Only the linear isomer is reported for all other analytes.

**Sample ID: OPR**

**Modified EPA Method 537**

Client Data				Laboratory Data			
Name:	CH2M Hill	Matrix:	Aqueous	Lab Sample:	B8B0071-BS1	Column:	BEH C18
Project:	CTO-WE01,Fentress PFAS Res. DW Investigation						

Analyte	Amt Found (ng/L)	Spike Amt	% Rec	Limits	Qualifiers	Batch	Extracted	Samp Size	Analyzed	Dilution
PFBS	85.9	80.0	107	70-130		B8B0071	12-Feb-18	0.125 L	23-Feb-18 07:28	1
PFHxA	82.8	80.0	104	70-130		B8B0071	12-Feb-18	0.125 L	23-Feb-18 07:28	1
PFHpA	75.6	80.0	94.5	70-130		B8B0071	12-Feb-18	0.125 L	23-Feb-18 07:28	1
PFHxS	93.8	80.0	117	70-130		B8B0071	12-Feb-18	0.125 L	23-Feb-18 07:28	1
PFOA	91.0	80.0	114	70-130		B8B0071	12-Feb-18	0.125 L	23-Feb-18 07:28	1
PFOS	71.7	80.0	89.7	70-130		B8B0071	12-Feb-18	0.125 L	23-Feb-18 07:28	1
PFNA	86.1	80.0	108	70-130		B8B0071	12-Feb-18	0.125 L	23-Feb-18 07:28	1
PFDA	91.2	80.0	114	70-130		B8B0071	12-Feb-18	0.125 L	23-Feb-18 07:28	1
MeFOSAA	96.6	80.0	121	70-130		B8B0071	12-Feb-18	0.125 L	23-Feb-18 07:28	1
PFOA	100	80.0	125	70-130		B8B0071	12-Feb-18	0.125 L	23-Feb-18 07:28	1
EtFOSAA	81.4	80.0	102	70-130		B8B0071	12-Feb-18	0.125 L	23-Feb-18 07:28	1
PFDaA	109	80.0	136	70-130	H	B8B0071	12-Feb-18	0.125 L	23-Feb-18 07:28	1
PFTTrDA	95.5	80.0	119	60-130		B8B0071	12-Feb-18	0.125 L	23-Feb-18 07:28	1
PFTeDA	85.4	80.0	107	70-130		B8B0071	12-Feb-18	0.125 L	23-Feb-18 07:28	1

Labeled Standards	Type	% Rec	Limits	Qualifiers	Batch	Extracted	Samp Size	Analyzed	Dilution
13C3-PFBS	IS	104	50- 150		B8B0071	12-Feb-18	0.125 L	23-Feb-18 07:28	1
13C2-PFHxA	IS	88.4	50- 150		B8B0071	12-Feb-18	0.125 L	23-Feb-18 07:28	1
13C4-PFHpA	IS	90.9	50- 150		B8B0071	12-Feb-18	0.125 L	23-Feb-18 07:28	1
18O2-PFHxS	IS	90.0	50- 150		B8B0071	12-Feb-18	0.125 L	23-Feb-18 07:28	1
13C2-PFOA	IS	93.0	50- 150		B8B0071	12-Feb-18	0.125 L	23-Feb-18 07:28	1
13C8-PFOS	IS	89.6	50- 150		B8B0071	12-Feb-18	0.125 L	23-Feb-18 07:28	1
13C5-PFNA	IS	83.8	50- 150		B8B0071	12-Feb-18	0.125 L	23-Feb-18 07:28	1
13C2-PFDA	IS	66.9	50- 150		B8B0071	12-Feb-18	0.125 L	23-Feb-18 07:28	1
d3-MeFOSAA	IS	69.0	50- 150		B8B0071	12-Feb-18	0.125 L	23-Feb-18 07:28	1
13C2-PFOA	IS	75.8	50- 150		B8B0071	12-Feb-18	0.125 L	23-Feb-18 07:28	1
d5-EtFOSAA	IS	78.2	50- 150		B8B0071	12-Feb-18	0.125 L	23-Feb-18 07:28	1
13C2-PFDaA	IS	77.7	50- 150		B8B0071	12-Feb-18	0.125 L	23-Feb-18 07:28	1
13C2-PFTeDA	IS	119	50- 150		B8B0071	12-Feb-18	0.125 L	23-Feb-18 07:28	1

**Sample ID: Method Blank** **Modified EPA Method 537**

<b>Client Data</b>				<b>Laboratory Data</b>			
Name:	CH2M Hill	Matrix:	Aqueous	Lab Sample:	B8B0147-BLK1	Column:	BEH C18
Project:	CTO-WE01,Fentress PFAS Res. DW Investigation						

Analyte	Conc. (ng/L)	DL	LOD	LOQ	Qualifiers	Batch	Extracted	Samp Size	Analyzed	Dilution
PFBS	ND	0.895	2.50	4.00		B8B0147	26-Feb-18	0.250 L	07-Mar-18 19:49	1
PFHxA	ND	1.09	2.50	4.00		B8B0147	26-Feb-18	0.250 L	07-Mar-18 19:49	1
PFHpA	ND	0.296	2.50	4.00		B8B0147	26-Feb-18	0.250 L	07-Mar-18 19:49	1
PFHxS	ND	0.474	2.50	4.00		B8B0147	26-Feb-18	0.250 L	07-Mar-18 19:49	1
PFOA	ND	0.326	2.50	4.00		B8B0147	26-Feb-18	0.250 L	07-Mar-18 19:49	1
PFOS	ND	0.404	2.50	4.00		B8B0147	26-Feb-18	0.250 L	07-Mar-18 19:49	1
PFNA	ND	0.405	2.50	4.00		B8B0147	26-Feb-18	0.250 L	07-Mar-18 19:49	1
PFDA	ND	0.745	2.50	4.00		B8B0147	26-Feb-18	0.250 L	07-Mar-18 19:49	1
MeFOSAA	ND	0.825	2.50	4.00		B8B0147	26-Feb-18	0.250 L	07-Mar-18 19:49	1
PFUnA	ND	0.525	2.50	4.00		B8B0147	26-Feb-18	0.250 L	07-Mar-18 19:49	1
EtFOSAA	ND	0.685	2.50	4.00		B8B0147	26-Feb-18	0.250 L	07-Mar-18 19:49	1
PFDoA	ND	0.396	2.50	4.00		B8B0147	26-Feb-18	0.250 L	07-Mar-18 19:49	1
PFTrDA	ND	0.247	2.50	4.00		B8B0147	26-Feb-18	0.250 L	07-Mar-18 19:49	1
PFTeDA	ND	0.378	2.50	4.00		B8B0147	26-Feb-18	0.250 L	07-Mar-18 19:49	1

Labeled Standards	Type	% Recovery	Limits	Qualifiers	Batch	Extracted	Samp Size	Analyzed	Dilution
13C3-PFBS	IS	98.1	50 - 150		B8B0147	26-Feb-18	0.250 L	07-Mar-18 19:49	1
13C2-PFHxA	IS	102	50 - 150		B8B0147	26-Feb-18	0.250 L	07-Mar-18 19:49	1
13C4-PFHpA	IS	99.4	50 - 150		B8B0147	26-Feb-18	0.250 L	07-Mar-18 19:49	1
18O2-PFHxS	IS	103	50 - 150		B8B0147	26-Feb-18	0.250 L	07-Mar-18 19:49	1
13C2-PFOA	IS	83.2	50 - 150		B8B0147	26-Feb-18	0.250 L	07-Mar-18 19:49	1
13C8-PFOS	IS	90.6	50 - 150		B8B0147	26-Feb-18	0.250 L	07-Mar-18 19:49	1
13C5-PFNA	IS	91.6	50 - 150		B8B0147	26-Feb-18	0.250 L	07-Mar-18 19:49	1
13C2-PFDA	IS	75.0	50 - 150		B8B0147	26-Feb-18	0.250 L	07-Mar-18 19:49	1
d3-MeFOSAA	IS	76.7	50 - 150		B8B0147	26-Feb-18	0.250 L	07-Mar-18 19:49	1
13C2-PFUnA	IS	71.0	50 - 150		B8B0147	26-Feb-18	0.250 L	07-Mar-18 19:49	1
d5-EtFOSAA	IS	74.7	50 - 150		B8B0147	26-Feb-18	0.250 L	07-Mar-18 19:49	1
13C2-PFDoA	IS	67.3	50 - 150		B8B0147	26-Feb-18	0.250 L	07-Mar-18 19:49	1
13C2-PFTeDA	IS	79.5	50 - 150		B8B0147	26-Feb-18	0.250 L	07-Mar-18 19:49	1

DL - Detection Limit

LOD - Limit of Detection  
LOQ - Limit of quantitation

LCL-UCL- Lower control limit - upper control limit  
Results reported to the DL.

When reported, PFHxS, PFOA and PFOS include both linear and branched isomers.  
Only the linear isomer is reported for all other analytes.

**Sample ID: OPR**

**Modified EPA Method 537**

Client Data				Laboratory Data			
Name:	CH2M Hill	Matrix:	Aqueous	Lab Sample:	B8B0147-BS1	Column:	BEH C18
Project:	CTO-WE01,Fentress PFAS Res. DW Investigation						

Analyte	Amt Found (ng/L)	Spike Amt	% Rec	Limits	Qualifiers	Batch	Extracted	Samp Size	Analyzed	Dilution
PFBS	46.1	40.0	115	70-130		B8B0147	26-Feb-18	0.250 L	07-Mar-18 19:38	1
PFHxA	46.8	40.0	117	70-130		B8B0147	26-Feb-18	0.250 L	07-Mar-18 19:38	1
PFHpA	45.8	40.0	115	70-130		B8B0147	26-Feb-18	0.250 L	07-Mar-18 19:38	1
PFHxS	50.8	40.0	127	70-130		B8B0147	26-Feb-18	0.250 L	07-Mar-18 19:38	1
PFOA	48.5	40.0	121	70-130		B8B0147	26-Feb-18	0.250 L	07-Mar-18 19:38	1
PFOS	38.5	40.0	96.3	70-130		B8B0147	26-Feb-18	0.250 L	07-Mar-18 19:38	1
PFNA	42.7	40.0	107	70-130		B8B0147	26-Feb-18	0.250 L	07-Mar-18 19:38	1
PFDA	52.8	40.0	132	70-130	H	B8B0147	26-Feb-18	0.250 L	07-Mar-18 19:38	1
MeFOSAA	39.5	40.0	98.7	70-130		B8B0147	26-Feb-18	0.250 L	07-Mar-18 19:38	1
PFUnA	35.3	40.0	88.3	70-130		B8B0147	26-Feb-18	0.250 L	07-Mar-18 19:38	1
EtFOSAA	49.3	40.0	123	70-130		B8B0147	26-Feb-18	0.250 L	07-Mar-18 19:38	1
PFDoA	45.8	40.0	115	70-130		B8B0147	26-Feb-18	0.250 L	07-Mar-18 19:38	1
PFTrDA	47.5	40.0	119	60-130		B8B0147	26-Feb-18	0.250 L	07-Mar-18 19:38	1
PFTeDA	51.6	40.0	129	70-130		B8B0147	26-Feb-18	0.250 L	07-Mar-18 19:38	1

Labeled Standards	Type	% Rec	Limits	Qualifiers	Batch	Extracted	Samp Size	Analyzed	Dilution
13C3-PFBS	IS	110	50- 150		B8B0147	26-Feb-18	0.250 L	07-Mar-18 19:38	1
13C2-PFHxA	IS	97.2	50- 150		B8B0147	26-Feb-18	0.250 L	07-Mar-18 19:38	1
13C4-PFHpA	IS	104	50- 150		B8B0147	26-Feb-18	0.250 L	07-Mar-18 19:38	1
18O2-PFHxS	IS	94.1	50- 150		B8B0147	26-Feb-18	0.250 L	07-Mar-18 19:38	1
13C2-PFOA	IS	87.1	50- 150		B8B0147	26-Feb-18	0.250 L	07-Mar-18 19:38	1
13C8-PFOS	IS	104	50- 150		B8B0147	26-Feb-18	0.250 L	07-Mar-18 19:38	1
13C5-PFNA	IS	97.5	50- 150		B8B0147	26-Feb-18	0.250 L	07-Mar-18 19:38	1
13C2-PFDA	IS	77.6	50- 150		B8B0147	26-Feb-18	0.250 L	07-Mar-18 19:38	1
d3-MeFOSAA	IS	93.0	50- 150		B8B0147	26-Feb-18	0.250 L	07-Mar-18 19:38	1
13C2-PFUnA	IS	92.6	50- 150		B8B0147	26-Feb-18	0.250 L	07-Mar-18 19:38	1
d5-EtFOSAA	IS	89.8	50- 150		B8B0147	26-Feb-18	0.250 L	07-Mar-18 19:38	1
13C2-PFDoA	IS	87.9	50- 150		B8B0147	26-Feb-18	0.250 L	07-Mar-18 19:38	1
13C2-PFTeDA	IS	78.6	50- 150		B8B0147	26-Feb-18	0.250 L	07-Mar-18 19:38	1

**Sample ID: OF-RW65-0218**

**Modified EPA Method 537**

Client Data					Laboratory Data					
Name:	CH2M Hill	Matrix:	Drinking Water		Lab Sample:	1800284-01	Column:	BEH C18		
Project:	CTO-WE01,Fentress PFAS Res. DW Investigation		Date Collected:	06-Feb-18 09:20	Date Received:	09-Feb-18 10:32				

Analyte	Conc. (ng/L)	DL	LOD	LOQ	Qualifiers	Batch	Extracted	Samp Size	Analyzed	Dilution
PFBS	ND	2.05	5.73	9.15		B8B0071	12-Feb-18	0.109 L	23-Feb-18 08:14	1
PFHxA	ND	2.49	5.73	9.15		B8B0071	12-Feb-18	0.109 L	23-Feb-18 08:14	1
PFHpA	ND	0.676	5.73	9.15		B8B0071	12-Feb-18	0.109 L	23-Feb-18 08:14	1
PFHxS	ND	1.08	5.73	9.15		B8B0071	12-Feb-18	0.109 L	23-Feb-18 08:14	1
PFOA	ND	0.745	5.73	9.15		B8B0071	12-Feb-18	0.109 L	23-Feb-18 08:14	1
PFOS	ND	0.923	5.73	9.15		B8B0071	12-Feb-18	0.109 L	23-Feb-18 08:14	1
PFNA	ND	0.927	5.73	9.15		B8B0071	12-Feb-18	0.109 L	23-Feb-18 08:14	1
PFDA	ND	1.70	5.73	9.15		B8B0071	12-Feb-18	0.109 L	23-Feb-18 08:14	1
MeFOSAA	ND	1.89	5.73	9.15		B8B0071	12-Feb-18	0.109 L	23-Feb-18 08:14	1
PFUnA	ND	1.20	5.73	9.15		B8B0071	12-Feb-18	0.109 L	23-Feb-18 08:14	1
EtFOSAA	ND	1.57	5.73	9.15		B8B0071	12-Feb-18	0.109 L	23-Feb-18 08:14	1
PFDoA	ND	0.906	5.73	9.15		B8B0071	12-Feb-18	0.109 L	23-Feb-18 08:14	1
PFTrDA	ND	0.565	5.73	9.15		B8B0071	12-Feb-18	0.109 L	23-Feb-18 08:14	1
PFTeDA	ND	0.864	5.73	9.15		B8B0071	12-Feb-18	0.109 L	23-Feb-18 08:14	1

Labeled Standards	Type	% Recovery	Limits	Qualifiers	Batch	Extracted	Samp Size	Analyzed	Dilution
13C3-PFBS	IS	133	50 - 150		B8B0071	12-Feb-18	0.109 L	23-Feb-18 08:14	1
13C2-PFHxA	IS	92.0	50 - 150		B8B0071	12-Feb-18	0.109 L	23-Feb-18 08:14	1
13C4-PFHpA	IS	112	50 - 150		B8B0071	12-Feb-18	0.109 L	23-Feb-18 08:14	1
18O2-PFHxS	IS	102	50 - 150		B8B0071	12-Feb-18	0.109 L	23-Feb-18 08:14	1
13C2-PFOA	IS	77.8	50 - 150		B8B0071	12-Feb-18	0.109 L	23-Feb-18 08:14	1
13C8-PFOS	IS	99.2	50 - 150		B8B0071	12-Feb-18	0.109 L	23-Feb-18 08:14	1
13C5-PFNA	IS	91.3	50 - 150		B8B0071	12-Feb-18	0.109 L	23-Feb-18 08:14	1
13C2-PFDA	IS	87.7	50 - 150		B8B0071	12-Feb-18	0.109 L	23-Feb-18 08:14	1
d3-MeFOSAA	IS	77.5	50 - 150		B8B0071	12-Feb-18	0.109 L	23-Feb-18 08:14	1
13C2-PFUnA	IS	84.1	50 - 150		B8B0071	12-Feb-18	0.109 L	23-Feb-18 08:14	1
d5-EtFOSAA	IS	81.1	50 - 150		B8B0071	12-Feb-18	0.109 L	23-Feb-18 08:14	1
13C2-PFDoA	IS	102	50 - 150		B8B0071	12-Feb-18	0.109 L	23-Feb-18 08:14	1
13C2-PFTeDA	IS	117	50 - 150		B8B0071	12-Feb-18	0.109 L	23-Feb-18 08:14	1

DL - Detection Limit

LOD - Limit of Detection  
LOQ - Limit of quantitation

LCL-UCL- Lower control limit - upper control limit  
Results reported to the DL.

When reported, PFHxS, PFOA and PFOS include both linear and branched isomers.  
Only the linear isomer is reported for all other analytes.

**Sample ID: OF-RW65P-0218**

**Modified EPA Method 537**

Client Data					Laboratory Data					
Name:	CH2M Hill	Matrix:	Drinking Water		Lab Sample:	1800284-02	Column:	BEH C18		
Project:	CTO-WE01,Fentress PFAS Res. DW Investigation		Date Collected:	06-Feb-18 09:21	Date Received:	09-Feb-18 10:32				

Analyte	Conc. (ng/L)	DL	LOD	LOQ	Qualifiers	Batch	Extracted	Samp Size	Analyzed	Dilution
PFBS	ND	1.99	5.58	8.89		B8B0071	12-Feb-18	0.112 L	23-Feb-18 08:25	1
PFHxA	ND	2.42	5.58	8.89		B8B0071	12-Feb-18	0.112 L	23-Feb-18 08:25	1
PFHpA	ND	0.657	5.58	8.89		B8B0071	12-Feb-18	0.112 L	23-Feb-18 08:25	1
PFHxS	ND	1.05	5.58	8.89		B8B0071	12-Feb-18	0.112 L	23-Feb-18 08:25	1
PFOA	ND	0.723	5.58	8.89		B8B0071	12-Feb-18	0.112 L	23-Feb-18 08:25	1
PFOS	1.06	0.897	5.58	8.89	J	B8B0071	12-Feb-18	0.112 L	23-Feb-18 08:25	1
PFNA	ND	0.900	5.58	8.89		B8B0071	12-Feb-18	0.112 L	23-Feb-18 08:25	1
PFDA	ND	1.66	5.58	8.89		B8B0071	12-Feb-18	0.112 L	23-Feb-18 08:25	1
MeFOSAA	ND	1.83	5.58	8.89		B8B0071	12-Feb-18	0.112 L	23-Feb-18 08:25	1
PFUnA	ND	1.17	5.58	8.89		B8B0071	12-Feb-18	0.112 L	23-Feb-18 08:25	1
EtFOSAA	ND	1.52	5.58	8.89		B8B0071	12-Feb-18	0.112 L	23-Feb-18 08:25	1
PFDoA	ND	0.880	5.58	8.89		B8B0071	12-Feb-18	0.112 L	23-Feb-18 08:25	1
PFTrDA	ND	0.549	5.58	8.89		B8B0071	12-Feb-18	0.112 L	23-Feb-18 08:25	1
PFTeDA	ND	0.839	5.58	8.89		B8B0071	12-Feb-18	0.112 L	23-Feb-18 08:25	1

Labeled Standards	Type	% Recovery	Limits	Qualifiers	Batch	Extracted	Samp Size	Analyzed	Dilution
13C3-PFBS	IS	111	50 - 150		B8B0071	12-Feb-18	0.112 L	23-Feb-18 08:25	1
13C2-PFHxA	IS	75.5	50 - 150		B8B0071	12-Feb-18	0.112 L	23-Feb-18 08:25	1
13C4-PFHpA	IS	88.8	50 - 150		B8B0071	12-Feb-18	0.112 L	23-Feb-18 08:25	1
18O2-PFHxS	IS	103	50 - 150		B8B0071	12-Feb-18	0.112 L	23-Feb-18 08:25	1
13C2-PFOA	IS	99.2	50 - 150		B8B0071	12-Feb-18	0.112 L	23-Feb-18 08:25	1
13C8-PFOS	IS	88.0	50 - 150		B8B0071	12-Feb-18	0.112 L	23-Feb-18 08:25	1
13C5-PFNA	IS	85.4	50 - 150		B8B0071	12-Feb-18	0.112 L	23-Feb-18 08:25	1
13C2-PFDA	IS	82.1	50 - 150		B8B0071	12-Feb-18	0.112 L	23-Feb-18 08:25	1
d3-MeFOSAA	IS	99.9	50 - 150		B8B0071	12-Feb-18	0.112 L	23-Feb-18 08:25	1
13C2-PFUnA	IS	106	50 - 150		B8B0071	12-Feb-18	0.112 L	23-Feb-18 08:25	1
d5-EtFOSAA	IS	77.7	50 - 150		B8B0071	12-Feb-18	0.112 L	23-Feb-18 08:25	1
13C2-PFDoA	IS	97.9	50 - 150		B8B0071	12-Feb-18	0.112 L	23-Feb-18 08:25	1
13C2-PFTeDA	IS	120	50 - 150		B8B0071	12-Feb-18	0.112 L	23-Feb-18 08:25	1

DL - Detection Limit

LOD - Limit of Detection  
LOQ - Limit of quantitation

LCL-UCL- Lower control limit - upper control limit  
Results reported to the DL.

When reported, PFHxS, PFOA and PFOS include both linear and branched isomers.  
Only the linear isomer is reported for all other analytes.

**Sample ID: OF-FB65-0218**

**Modified EPA Method 537**

Client Data					Laboratory Data					
Name:	CH2M Hill	Matrix:	Drinking Water		Lab Sample:	1800284-03	Column:	BEH C18		
Project:	CTO-WE01,Fentress PFAS Res. DW Investigation		Date Collected:	06-Feb-18 09:22	Date Received:	09-Feb-18 10:32				

Analyte	Conc. (ng/L)	DL	LOD	LOQ	Qualifiers	Batch	Extracted	Samp Size	Analyzed	Dilution
PFBS	ND	1.89	5.30	8.46		B8B0071	12-Feb-18	0.118 L	23-Feb-18 08:37	1
PFHxA	ND	2.31	5.30	8.46		B8B0071	12-Feb-18	0.118 L	23-Feb-18 08:37	1
PFHpA	ND	0.625	5.30	8.46		B8B0071	12-Feb-18	0.118 L	23-Feb-18 08:37	1
PFHxS	ND	1.00	5.30	8.46		B8B0071	12-Feb-18	0.118 L	23-Feb-18 08:37	1
PFOA	0.814	0.689	5.30	8.46	J	B8B0071	12-Feb-18	0.118 L	23-Feb-18 08:37	1
PFOS	ND	0.854	5.30	8.46		B8B0071	12-Feb-18	0.118 L	23-Feb-18 08:37	1
PFNA	ND	0.857	5.30	8.46		B8B0071	12-Feb-18	0.118 L	23-Feb-18 08:37	1
PFDA	ND	1.58	5.30	8.46		B8B0071	12-Feb-18	0.118 L	23-Feb-18 08:37	1
MeFOSAA	ND	1.75	5.30	8.46		B8B0071	12-Feb-18	0.118 L	23-Feb-18 08:37	1
PFOA	ND	1.11	5.30	8.46		B8B0071	12-Feb-18	0.118 L	23-Feb-18 08:37	1
EtFOSAA	ND	1.45	5.30	8.46		B8B0071	12-Feb-18	0.118 L	23-Feb-18 08:37	1
PFDaA	ND	0.838	5.30	8.46		B8B0071	12-Feb-18	0.118 L	23-Feb-18 08:37	1
PFTDA	ND	0.523	5.30	8.46		B8B0071	12-Feb-18	0.118 L	23-Feb-18 08:37	1
PFTeDA	ND	0.799	5.30	8.46		B8B0071	12-Feb-18	0.118 L	23-Feb-18 08:37	1

Labeled Standards	Type	% Recovery	Limits	Qualifiers	Batch	Extracted	Samp Size	Analyzed	Dilution
13C3-PFBS	IS	96.6	50 - 150		B8B0071	12-Feb-18	0.118 L	23-Feb-18 08:37	1
13C2-PFHxA	IS	90.4	50 - 150		B8B0071	12-Feb-18	0.118 L	23-Feb-18 08:37	1
13C4-PFHpA	IS	93.3	50 - 150		B8B0071	12-Feb-18	0.118 L	23-Feb-18 08:37	1
18O2-PFHxS	IS	107	50 - 150		B8B0071	12-Feb-18	0.118 L	23-Feb-18 08:37	1
13C2-PFOA	IS	80.1	50 - 150		B8B0071	12-Feb-18	0.118 L	23-Feb-18 08:37	1
13C8-PFOS	IS	79.1	50 - 150		B8B0071	12-Feb-18	0.118 L	23-Feb-18 08:37	1
13C5-PFNA	IS	79.7	50 - 150		B8B0071	12-Feb-18	0.118 L	23-Feb-18 08:37	1
13C2-PFDA	IS	76.1	50 - 150		B8B0071	12-Feb-18	0.118 L	23-Feb-18 08:37	1
d3-MeFOSAA	IS	68.2	50 - 150		B8B0071	12-Feb-18	0.118 L	23-Feb-18 08:37	1
13C2-PFOA	IS	56.9	50 - 150		B8B0071	12-Feb-18	0.118 L	23-Feb-18 08:37	1
d5-EtFOSAA	IS	72.3	50 - 150		B8B0071	12-Feb-18	0.118 L	23-Feb-18 08:37	1
13C2-PFDaA	IS	86.3	50 - 150		B8B0071	12-Feb-18	0.118 L	23-Feb-18 08:37	1
13C2-PFTeDA	IS	85.1	50 - 150		B8B0071	12-Feb-18	0.118 L	23-Feb-18 08:37	1

DL - Detection Limit

LOD - Limit of Detection  
LOQ - Limit of quantitation

LCL-UCL- Lower control limit - upper control limit  
Results reported to the DL.

When reported, PFHxS, PFOA and PFOS include both linear and branched isomers.  
Only the linear isomer is reported for all other analytes.

**Sample ID: OF-RW49-0218**

**Modified EPA Method 537**

Client Data					Laboratory Data					
Name:	CH2M Hill	Matrix:	Drinking Water		Lab Sample:	1800284-04	Column:	BEH C18		
Project:	CTO-WE01,Fentress PFAS Res. DW Investigation		Date Collected:	06-Feb-18 09:52	Date Received:	09-Feb-18 10:32				

Analyte	Conc. (ng/L)	DL	LOD	LOQ	Qualifiers	Batch	Extracted	Samp Size	Analyzed	Dilution
PFBS	ND	2.03	5.68	9.08		B8B0071	12-Feb-18	0.110 L	23-Feb-18 08:48	1
PFHxA	ND	2.47	5.68	9.08		B8B0071	12-Feb-18	0.110 L	23-Feb-18 08:48	1
PFHpA	ND	0.671	5.68	9.08		B8B0071	12-Feb-18	0.110 L	23-Feb-18 08:48	1
PFHxS	ND	1.07	5.68	9.08		B8B0071	12-Feb-18	0.110 L	23-Feb-18 08:48	1
PFOA	ND	0.739	5.68	9.08		B8B0071	12-Feb-18	0.110 L	23-Feb-18 08:48	1
PFOS	ND	0.916	5.68	9.08		B8B0071	12-Feb-18	0.110 L	23-Feb-18 08:48	1
PFNA	ND	0.919	5.68	9.08		B8B0071	12-Feb-18	0.110 L	23-Feb-18 08:48	1
PFDA	ND	1.69	5.68	9.08		B8B0071	12-Feb-18	0.110 L	23-Feb-18 08:48	1
MeFOSAA	ND	1.87	5.68	9.08		B8B0071	12-Feb-18	0.110 L	23-Feb-18 08:48	1
PFUnA	ND	1.19	5.68	9.08		B8B0071	12-Feb-18	0.110 L	23-Feb-18 08:48	1
EtFOSAA	ND	1.56	5.68	9.08		B8B0071	12-Feb-18	0.110 L	23-Feb-18 08:48	1
PFDoA	ND	0.899	5.68	9.08		B8B0071	12-Feb-18	0.110 L	23-Feb-18 08:48	1
PFTrDA	ND	0.561	5.68	9.08		B8B0071	12-Feb-18	0.110 L	23-Feb-18 08:48	1
PFTeDA	ND	0.857	5.68	9.08		B8B0071	12-Feb-18	0.110 L	23-Feb-18 08:48	1

Labeled Standards	Type	% Recovery	Limits	Qualifiers	Batch	Extracted	Samp Size	Analyzed	Dilution
13C3-PFBS	IS	117	50 - 150		B8B0071	12-Feb-18	0.110 L	23-Feb-18 08:48	1
13C2-PFHxA	IS	99.9	50 - 150		B8B0071	12-Feb-18	0.110 L	23-Feb-18 08:48	1
13C4-PFHpA	IS	92.6	50 - 150		B8B0071	12-Feb-18	0.110 L	23-Feb-18 08:48	1
18O2-PFHxS	IS	93.3	50 - 150		B8B0071	12-Feb-18	0.110 L	23-Feb-18 08:48	1
13C2-PFOA	IS	90.0	50 - 150		B8B0071	12-Feb-18	0.110 L	23-Feb-18 08:48	1
13C8-PFOS	IS	108	50 - 150		B8B0071	12-Feb-18	0.110 L	23-Feb-18 08:48	1
13C5-PFNA	IS	94.4	50 - 150		B8B0071	12-Feb-18	0.110 L	23-Feb-18 08:48	1
13C2-PFDA	IS	85.3	50 - 150		B8B0071	12-Feb-18	0.110 L	23-Feb-18 08:48	1
d3-MeFOSAA	IS	109	50 - 150		B8B0071	12-Feb-18	0.110 L	23-Feb-18 08:48	1
13C2-PFUnA	IS	90.3	50 - 150		B8B0071	12-Feb-18	0.110 L	23-Feb-18 08:48	1
d5-EtFOSAA	IS	125	50 - 150		B8B0071	12-Feb-18	0.110 L	23-Feb-18 08:48	1
13C2-PFDoA	IS	119	50 - 150		B8B0071	12-Feb-18	0.110 L	23-Feb-18 08:48	1
13C2-PFTeDA	IS	120	50 - 150		B8B0071	12-Feb-18	0.110 L	23-Feb-18 08:48	1

DL - Detection Limit

LOD - Limit of Detection  
LOQ - Limit of quantitation

LCL-UCL- Lower control limit - upper control limit  
Results reported to the DL.

When reported, PFHxS, PFOA and PFOS include both linear and branched isomers.  
Only the linear isomer is reported for all other analytes.



**Sample ID: OF-FB49-0218**

**Modified EPA Method 537**

Client Data					Laboratory Data					
Name:	CH2M Hill	Matrix:	Drinking Water		Lab Sample:	1800284-05	Column:	BEH C18		
Project:	CTO-WE01,Fentress PFAS Res. DW Investigation		Date Collected:	06-Feb-18 09:54	Date Received:	09-Feb-18 10:32				

Analyte	Conc. (ng/L)	DL	LOD	LOQ	Qualifiers	Batch	Extracted	Samp Size	Analyzed	Dilution
PFBS	ND	1.93	5.39	8.64		B8B0071	12-Feb-18	0.116 L	23-Feb-18 09:00	1
PFHxA	ND	2.36	5.39	8.64		B8B0071	12-Feb-18	0.116 L	23-Feb-18 09:00	1
PFHpA	ND	0.639	5.39	8.64		B8B0071	12-Feb-18	0.116 L	23-Feb-18 09:00	1
PFHxS	ND	1.02	5.39	8.64		B8B0071	12-Feb-18	0.116 L	23-Feb-18 09:00	1
PFOA	ND	0.703	5.39	8.64		B8B0071	12-Feb-18	0.116 L	23-Feb-18 09:00	1
PFOS	ND	0.872	5.39	8.64		B8B0071	12-Feb-18	0.116 L	23-Feb-18 09:00	1
PFNA	ND	0.875	5.39	8.64		B8B0071	12-Feb-18	0.116 L	23-Feb-18 09:00	1
PFDA	ND	1.61	5.39	8.64		B8B0071	12-Feb-18	0.116 L	23-Feb-18 09:00	1
MeFOSAA	ND	1.78	5.39	8.64		B8B0071	12-Feb-18	0.116 L	23-Feb-18 09:00	1
PFOxA	ND	1.13	5.39	8.64		B8B0071	12-Feb-18	0.116 L	23-Feb-18 09:00	1
EtFOSAA	ND	1.48	5.39	8.64		B8B0071	12-Feb-18	0.116 L	23-Feb-18 09:00	1
PFOxA	ND	0.856	5.39	8.64		B8B0071	12-Feb-18	0.116 L	23-Feb-18 09:00	1
PFTeDA	ND	0.534	5.39	8.64		B8B0071	12-Feb-18	0.116 L	23-Feb-18 09:00	1
PFTeDA	ND	0.816	5.39	8.64		B8B0071	12-Feb-18	0.116 L	23-Feb-18 09:00	1

Labeled Standards	Type	% Recovery	Limits	Qualifiers	Batch	Extracted	Samp Size	Analyzed	Dilution
13C3-PFBS	IS	143	50 - 150		B8B0071	12-Feb-18	0.116 L	23-Feb-18 09:00	1
13C2-PFHxA	IS	104	50 - 150		B8B0071	12-Feb-18	0.116 L	23-Feb-18 09:00	1
13C4-PFHpA	IS	105	50 - 150		B8B0071	12-Feb-18	0.116 L	23-Feb-18 09:00	1
18O2-PFHxS	IS	103	50 - 150		B8B0071	12-Feb-18	0.116 L	23-Feb-18 09:00	1
13C2-PFOA	IS	90.2	50 - 150		B8B0071	12-Feb-18	0.116 L	23-Feb-18 09:00	1
13C8-PFOS	IS	88.7	50 - 150		B8B0071	12-Feb-18	0.116 L	23-Feb-18 09:00	1
13C5-PFNA	IS	83.6	50 - 150		B8B0071	12-Feb-18	0.116 L	23-Feb-18 09:00	1
13C2-PFDA	IS	72.6	50 - 150		B8B0071	12-Feb-18	0.116 L	23-Feb-18 09:00	1
d3-MeFOSAA	IS	90.4	50 - 150		B8B0071	12-Feb-18	0.116 L	23-Feb-18 09:00	1
13C2-PFOxA	IS	77.2	50 - 150		B8B0071	12-Feb-18	0.116 L	23-Feb-18 09:00	1
d5-EtFOSAA	IS	89.9	50 - 150		B8B0071	12-Feb-18	0.116 L	23-Feb-18 09:00	1
13C2-PFOxA	IS	88.8	50 - 150		B8B0071	12-Feb-18	0.116 L	23-Feb-18 09:00	1
13C2-PFTeDA	IS	104	50 - 150		B8B0071	12-Feb-18	0.116 L	23-Feb-18 09:00	1

DL - Detection Limit

LOD - Limit of Detection  
LOQ - Limit of quantitation

LCL-UCL- Lower control limit - upper control limit  
Results reported to the DL.

When reported, PFHxS, PFOA and PFOS include both linear and branched isomers.  
Only the linear isomer is reported for all other analytes.

**Sample ID: OF-RW41-0218**

**Modified EPA Method 537**

Client Data					Laboratory Data					
Name:	CH2M Hill	Matrix:	Drinking Water		Lab Sample:	1800284-06	Column:	BEH C18		
Project:	CTO-WE01,Fentress PFAS Res. DW Investigation		Date Collected:	06-Feb-18 13:05	Date Received:	09-Feb-18 10:32				

Analyte	Conc. (ng/L)	DL	LOD	LOQ	Qualifiers	Batch	Extracted	Samp Size	Analyzed	Dilution
PFBS	ND	2.01	5.63	8.97		B8B0071	12-Feb-18	0.111 L	23-Feb-18 09:46	1
PFHxA	ND	2.45	5.63	8.97		B8B0071	12-Feb-18	0.111 L	23-Feb-18 09:46	1
PFHpA	ND	0.663	5.63	8.97		B8B0071	12-Feb-18	0.111 L	23-Feb-18 09:46	1
PFHxS	ND	1.06	5.63	8.97		B8B0071	12-Feb-18	0.111 L	23-Feb-18 09:46	1
PFOA	ND	0.730	5.63	8.97		B8B0071	12-Feb-18	0.111 L	23-Feb-18 09:46	1
PFOS	ND	0.905	5.63	8.97		B8B0071	12-Feb-18	0.111 L	23-Feb-18 09:46	1
PFNA	ND	0.908	5.63	8.97		B8B0071	12-Feb-18	0.111 L	23-Feb-18 09:46	1
PFDA	ND	1.67	5.63	8.97		B8B0071	12-Feb-18	0.111 L	23-Feb-18 09:46	1
MeFOSAA	ND	1.85	5.63	8.97		B8B0071	12-Feb-18	0.111 L	23-Feb-18 09:46	1
PFUnA	ND	1.18	5.63	8.97		B8B0071	12-Feb-18	0.111 L	23-Feb-18 09:46	1
EtFOSAA	ND	1.54	5.63	8.97		B8B0071	12-Feb-18	0.111 L	23-Feb-18 09:46	1
PFDoA	ND	0.888	5.63	8.97		B8B0071	12-Feb-18	0.111 L	23-Feb-18 09:46	1
PFTrDA	ND	0.554	5.63	8.97		B8B0071	12-Feb-18	0.111 L	23-Feb-18 09:46	1
PFTeDA	ND	0.847	5.63	8.97		B8B0071	12-Feb-18	0.111 L	23-Feb-18 09:46	1

Labeled Standards	Type	% Recovery	Limits	Qualifiers	Batch	Extracted	Samp Size	Analyzed	Dilution
13C3-PFBS	IS	120	50 - 150		B8B0071	12-Feb-18	0.111 L	23-Feb-18 09:46	1
13C2-PFHxA	IS	96.0	50 - 150		B8B0071	12-Feb-18	0.111 L	23-Feb-18 09:46	1
13C4-PFHpA	IS	103	50 - 150		B8B0071	12-Feb-18	0.111 L	23-Feb-18 09:46	1
18O2-PFHxS	IS	104	50 - 150		B8B0071	12-Feb-18	0.111 L	23-Feb-18 09:46	1
13C2-PFOA	IS	83.5	50 - 150		B8B0071	12-Feb-18	0.111 L	23-Feb-18 09:46	1
13C8-PFOS	IS	100	50 - 150		B8B0071	12-Feb-18	0.111 L	23-Feb-18 09:46	1
13C5-PFNA	IS	79.1	50 - 150		B8B0071	12-Feb-18	0.111 L	23-Feb-18 09:46	1
13C2-PFDA	IS	77.5	50 - 150		B8B0071	12-Feb-18	0.111 L	23-Feb-18 09:46	1
d3-MeFOSAA	IS	81.0	50 - 150		B8B0071	12-Feb-18	0.111 L	23-Feb-18 09:46	1
13C2-PFUnA	IS	70.0	50 - 150		B8B0071	12-Feb-18	0.111 L	23-Feb-18 09:46	1
d5-EtFOSAA	IS	69.4	50 - 150		B8B0071	12-Feb-18	0.111 L	23-Feb-18 09:46	1
13C2-PFDoA	IS	73.2	50 - 150		B8B0071	12-Feb-18	0.111 L	23-Feb-18 09:46	1
13C2-PFTeDA	IS	116	50 - 150		B8B0071	12-Feb-18	0.111 L	23-Feb-18 09:46	1

DL - Detection Limit

LOD - Limit of Detection  
LOQ - Limit of quantitation

LCL-UCL- Lower control limit - upper control limit  
Results reported to the DL.

When reported, PFHxS, PFOA and PFOS include both linear and branched isomers.  
Only the linear isomer is reported for all other analytes.

**Matrix Spike Results**

**Modified EPA Method 537**

Source Client ID: OF-RW41-0218	QC Batch: B8B0071	Lab Sample: B8B0071-MS1/B8B0071-MSD1
Source LabNumber: 1800284-06	Date Extracted: 12-Feb-2018 11:30	Date Analyzed: 23-Feb-18 07:51 Column: BEH C18
Matrix: Aqueous		23-Feb-18 08:02 Column: BEH C18
Sample Size: 0.111/0.113 L		

Analyte	Spike-MS (ng/L)	MS %R	MS Qual.	Spike-MSD (ng/L)	MSD %R	MSD RPD	MSD Qual.	%R Limit	%RPD Limit	Labeled Standard	MS %R	MS Qualifiers	MSD %R	MS Qual.
PFBS	89.7	102		88.3	105	2.90		70 - 130	30	IS 13C3-PFBS	123		114	
PFHxA	89.7	96.4		88.3	115	17.6		70 - 130	30	IS 13C2-PFHxA	85.6		82.0	
PFHpA	89.7	101		88.3	103	1.96		70 - 130	30	IS 13C4-PFHpA	96.5		100	
PFHxS	89.7	116		88.3	124	6.67		70 - 130	30	IS 18O2-PFHxS	87.3		87.4	
PFOA	89.7	109		88.3	112	2.71		70 - 130	30	IS 13C2-PFOA	92.4		88.2	
PFOS	89.7	96.2		88.3	95.7	0.521		70 - 130	30	IS 13C8-PFOS	91.2		91.3	
PFNA	89.7	107		88.3	109	1.85		70 - 130	30	IS 13C5-PFNA	93.6		82.7	
PFDA	89.7	102		88.3	107	4.78		70 - 130	30	IS 13C2-PFDA	74.5		67.0	
MeFOSAA	89.7	102		88.3	<b>131</b>	24.9	H	70 - 130	30	IS d3-MeFOSAA	78.3		67.8	
PFUnA	89.7	86.8		88.3	124	<b>35.3</b>	H	70 - 130	30	IS 13C2-PFUnA	89.1		73.8	
EtFOSAA	89.7	97.5		88.3	107	9.29		70 - 130	30	IS d5-EtFOSAA	92.9		71.1	
PFDoA	89.7	107		88.3	106	0.939		70 - 130	30	IS 13C2-PFDoA	100		82.3	
PFTTrDA	89.7	80.3		88.3	91.3	12.8		60 - 130	30	IS 13C2-PFTTrDA	113		108	
PFTeDA	89.7	97.5		88.3	76.8	23.8		70 - 130	30					

When reported, PFBS, PFHxS, PFOA and PFOS include both linear and branched isomers. Only the linear isomer is reported for all other analytes.

**Sample ID: OF-FB41-0218**

**Modified EPA Method 537**

Client Data					Laboratory Data				
Name:	CH2M Hill	Matrix:	Drinking Water		Lab Sample:	1800284-07	Column:	BEH C18	
Project:	CTO-WE01,Fentress PFAS Res. DW Investigation		Date Collected:	06-Feb-18 13:06	Date Received:	09-Feb-18 10:32			

Analyte	Conc. (ng/L)	DL	LOD	LOQ	Qualifiers	Batch	Extracted	Samp Size	Analyzed	Dilution
PFBS	ND	1.98	5.53	8.83		B8B0071	12-Feb-18	0.113 L	23-Feb-18 09:57	1
PFHxA	ND	2.41	5.53	8.83		B8B0071	12-Feb-18	0.113 L	23-Feb-18 09:57	1
PFHpA	ND	0.652	5.53	8.83		B8B0071	12-Feb-18	0.113 L	23-Feb-18 09:57	1
PFHxS	ND	1.05	5.53	8.83		B8B0071	12-Feb-18	0.113 L	23-Feb-18 09:57	1
PFOA	1.45	0.718	5.53	8.83	J	B8B0071	12-Feb-18	0.113 L	23-Feb-18 09:57	1
PFOS	ND	0.891	5.53	8.83		B8B0071	12-Feb-18	0.113 L	23-Feb-18 09:57	1
PFNA	ND	0.894	5.53	8.83		B8B0071	12-Feb-18	0.113 L	23-Feb-18 09:57	1
PFDA	ND	1.64	5.53	8.83		B8B0071	12-Feb-18	0.113 L	23-Feb-18 09:57	1
MeFOSAA	ND	1.82	5.53	8.83		B8B0071	12-Feb-18	0.113 L	23-Feb-18 09:57	1
PFOxA	ND	1.16	5.53	8.83		B8B0071	12-Feb-18	0.113 L	23-Feb-18 09:57	1
EtFOSAA	ND	1.51	5.53	8.83		B8B0071	12-Feb-18	0.113 L	23-Feb-18 09:57	1
PFOxA	ND	0.874	5.53	8.83		B8B0071	12-Feb-18	0.113 L	23-Feb-18 09:57	1
PFTeDA	ND	0.545	5.53	8.83		B8B0071	12-Feb-18	0.113 L	23-Feb-18 09:57	1
PFTeDA	ND	0.833	5.53	8.83		B8B0071	12-Feb-18	0.113 L	23-Feb-18 09:57	1

Labeled Standards	Type	% Recovery	Limits	Qualifiers	Batch	Extracted	Samp Size	Analyzed	Dilution
13C3-PFBS	IS	132	50 - 150		B8B0071	12-Feb-18	0.113 L	23-Feb-18 09:57	1
13C2-PFHxA	IS	109	50 - 150		B8B0071	12-Feb-18	0.113 L	23-Feb-18 09:57	1
13C4-PFHpA	IS	111	50 - 150		B8B0071	12-Feb-18	0.113 L	23-Feb-18 09:57	1
18O2-PFHxS	IS	99.1	50 - 150		B8B0071	12-Feb-18	0.113 L	23-Feb-18 09:57	1
13C2-PFOA	IS	91.1	50 - 150		B8B0071	12-Feb-18	0.113 L	23-Feb-18 09:57	1
13C8-PFOS	IS	106	50 - 150		B8B0071	12-Feb-18	0.113 L	23-Feb-18 09:57	1
13C5-PFNA	IS	82.4	50 - 150		B8B0071	12-Feb-18	0.113 L	23-Feb-18 09:57	1
13C2-PFDA	IS	84.0	50 - 150		B8B0071	12-Feb-18	0.113 L	23-Feb-18 09:57	1
d3-MeFOSAA	IS	79.4	50 - 150		B8B0071	12-Feb-18	0.113 L	23-Feb-18 09:57	1
13C2-PFOxA	IS	73.8	50 - 150		B8B0071	12-Feb-18	0.113 L	23-Feb-18 09:57	1
d5-EtFOSAA	IS	78.1	50 - 150		B8B0071	12-Feb-18	0.113 L	23-Feb-18 09:57	1
13C2-PFOxA	IS	77.9	50 - 150		B8B0071	12-Feb-18	0.113 L	23-Feb-18 09:57	1
13C2-PFTeDA	IS	91.4	50 - 150		B8B0071	12-Feb-18	0.113 L	23-Feb-18 09:57	1

DL - Detection Limit

LOD - Limit of Detection  
LOQ - Limit of quantitation

LCL-UCL- Lower control limit - upper control limit  
Results reported to the DL.

When reported, PFHxS, PFOA and PFOS include both linear and branched isomers.  
Only the linear isomer is reported for all other analytes.

**Sample ID: OF-RW11-0218**

**Modified EPA Method 537**

Client Data					Laboratory Data					
Name:	CH2M Hill	Matrix:	Drinking Water		Lab Sample:	1800284-08	Column:	BEH C18		
Project:	CTO-WE01,Fentress PFAS Res. DW Investigation		Date Collected:	07-Feb-18 10:42	Date Received:	09-Feb-18 10:32				

Analyte	Conc. (ng/L)	DL	LOD	LOQ	Qualifiers	Batch	Extracted	Samp Size	Analyzed	Dilution
PFBS	ND	2.01	5.63	9.00		B8B0071	12-Feb-18	0.111 L	23-Feb-18 10:09	1
PFHxA	ND	2.45	5.63	9.00		B8B0071	12-Feb-18	0.111 L	23-Feb-18 10:09	1
PFHpA	ND	0.665	5.63	9.00		B8B0071	12-Feb-18	0.111 L	23-Feb-18 10:09	1
PFHxS	ND	1.07	5.63	9.00		B8B0071	12-Feb-18	0.111 L	23-Feb-18 10:09	1
PFOA	ND	0.732	5.63	9.00		B8B0071	12-Feb-18	0.111 L	23-Feb-18 10:09	1
PFOS	ND	0.908	5.63	9.00		B8B0071	12-Feb-18	0.111 L	23-Feb-18 10:09	1
PFNA	ND	0.911	5.63	9.00		B8B0071	12-Feb-18	0.111 L	23-Feb-18 10:09	1
PFDA	ND	1.68	5.63	9.00		B8B0071	12-Feb-18	0.111 L	23-Feb-18 10:09	1
MeFOSAA	ND	1.86	5.63	9.00		B8B0071	12-Feb-18	0.111 L	23-Feb-18 10:09	1
PFOxA	ND	1.18	5.63	9.00		B8B0071	12-Feb-18	0.111 L	23-Feb-18 10:09	1
EtFOSAA	ND	1.54	5.63	9.00		B8B0071	12-Feb-18	0.111 L	23-Feb-18 10:09	1
PFOxA	ND	0.891	5.63	9.00		B8B0071	12-Feb-18	0.111 L	23-Feb-18 10:09	1
PFTeDA	ND	0.556	5.63	9.00		B8B0071	12-Feb-18	0.111 L	23-Feb-18 10:09	1
PFTeDA	ND	0.849	5.63	9.00		B8B0071	12-Feb-18	0.111 L	23-Feb-18 10:09	1

Labeled Standards	Type	% Recovery	Limits	Qualifiers	Batch	Extracted	Samp Size	Analyzed	Dilution
13C3-PFBS	IS	100	50 - 150		B8B0071	12-Feb-18	0.111 L	23-Feb-18 10:09	1
13C2-PFHxA	IS	86.7	50 - 150		B8B0071	12-Feb-18	0.111 L	23-Feb-18 10:09	1
13C4-PFHpA	IS	99.9	50 - 150		B8B0071	12-Feb-18	0.111 L	23-Feb-18 10:09	1
18O2-PFHxS	IS	101	50 - 150		B8B0071	12-Feb-18	0.111 L	23-Feb-18 10:09	1
13C2-PFOA	IS	96.8	50 - 150		B8B0071	12-Feb-18	0.111 L	23-Feb-18 10:09	1
13C8-PFOS	IS	97.6	50 - 150		B8B0071	12-Feb-18	0.111 L	23-Feb-18 10:09	1
13C5-PFNA	IS	87.1	50 - 150		B8B0071	12-Feb-18	0.111 L	23-Feb-18 10:09	1
13C2-PFDA	IS	78.7	50 - 150		B8B0071	12-Feb-18	0.111 L	23-Feb-18 10:09	1
d3-MeFOSAA	IS	67.8	50 - 150		B8B0071	12-Feb-18	0.111 L	23-Feb-18 10:09	1
13C2-PFOxA	IS	69.7	50 - 150		B8B0071	12-Feb-18	0.111 L	23-Feb-18 10:09	1
d5-EtFOSAA	IS	72.7	50 - 150		B8B0071	12-Feb-18	0.111 L	23-Feb-18 10:09	1
13C2-PFOxA	IS	74.5	50 - 150		B8B0071	12-Feb-18	0.111 L	23-Feb-18 10:09	1
13C2-PFTeDA	IS	71.6	50 - 150		B8B0071	12-Feb-18	0.111 L	23-Feb-18 10:09	1

DL - Detection Limit

LOD - Limit of Detection  
LOQ - Limit of quantitation

LCL-UCL- Lower control limit - upper control limit  
Results reported to the DL.

When reported, PFHxS, PFOA and PFOS include both linear and branched isomers.  
Only the linear isomer is reported for all other analytes.

**Sample ID: OF-FB11-0218**

**Modified EPA Method 537**

Client Data					Laboratory Data					
Name:	CH2M Hill	Matrix:	Drinking Water		Lab Sample:	1800284-09	Column:	BEH C18		
Project:	CTO-WE01,Fentress PFAS Res. DW Investigation		Date Collected:	07-Feb-18 10:43	Date Received:	09-Feb-18 10:32				

Analyte	Conc. (ng/L)	DL	LOD	LOQ	Qualifiers	Batch	Extracted	Samp Size	Analyzed	Dilution
PFBS	ND	1.98	5.53	8.86		B8B0071	12-Feb-18	0.113 L	23-Feb-18 10:20	1
PFHxA	ND	2.41	5.53	8.86		B8B0071	12-Feb-18	0.113 L	23-Feb-18 10:20	1
PFHpA	ND	0.654	5.53	8.86		B8B0071	12-Feb-18	0.113 L	23-Feb-18 10:20	1
PFHxS	ND	1.05	5.53	8.86		B8B0071	12-Feb-18	0.113 L	23-Feb-18 10:20	1
PFOA	ND	0.721	5.53	8.86		B8B0071	12-Feb-18	0.113 L	23-Feb-18 10:20	1
PFOS	ND	0.893	5.53	8.86		B8B0071	12-Feb-18	0.113 L	23-Feb-18 10:20	1
PFNA	ND	0.897	5.53	8.86		B8B0071	12-Feb-18	0.113 L	23-Feb-18 10:20	1
PFDA	ND	1.65	5.53	8.86		B8B0071	12-Feb-18	0.113 L	23-Feb-18 10:20	1
MeFOSAA	ND	1.83	5.53	8.86		B8B0071	12-Feb-18	0.113 L	23-Feb-18 10:20	1
PFOxA	ND	1.16	5.53	8.86		B8B0071	12-Feb-18	0.113 L	23-Feb-18 10:20	1
EtFOSAA	ND	1.52	5.53	8.86		B8B0071	12-Feb-18	0.113 L	23-Feb-18 10:20	1
PFOxA	ND	0.877	5.53	8.86		B8B0071	12-Feb-18	0.113 L	23-Feb-18 10:20	1
PFTeDA	ND	0.547	5.53	8.86		B8B0071	12-Feb-18	0.113 L	23-Feb-18 10:20	1
PFTeDA	ND	0.836	5.53	8.86		B8B0071	12-Feb-18	0.113 L	23-Feb-18 10:20	1

Labeled Standards	Type	% Recovery	Limits	Qualifiers	Batch	Extracted	Samp Size	Analyzed	Dilution
13C3-PFBS	IS	109	50 - 150		B8B0071	12-Feb-18	0.113 L	23-Feb-18 10:20	1
13C2-PFHxA	IS	93.3	50 - 150		B8B0071	12-Feb-18	0.113 L	23-Feb-18 10:20	1
13C4-PFHpA	IS	103	50 - 150		B8B0071	12-Feb-18	0.113 L	23-Feb-18 10:20	1
18O2-PFHxS	IS	87.7	50 - 150		B8B0071	12-Feb-18	0.113 L	23-Feb-18 10:20	1
13C2-PFOA	IS	76.7	50 - 150		B8B0071	12-Feb-18	0.113 L	23-Feb-18 10:20	1
13C8-PFOS	IS	97.6	50 - 150		B8B0071	12-Feb-18	0.113 L	23-Feb-18 10:20	1
13C5-PFNA	IS	71.6	50 - 150		B8B0071	12-Feb-18	0.113 L	23-Feb-18 10:20	1
13C2-PFDA	IS	68.7	50 - 150		B8B0071	12-Feb-18	0.113 L	23-Feb-18 10:20	1
d3-MeFOSAA	IS	60.3	50 - 150		B8B0071	12-Feb-18	0.113 L	23-Feb-18 10:20	1
13C2-PFOxA	IS	55.9	50 - 150		B8B0071	12-Feb-18	0.113 L	23-Feb-18 10:20	1
d5-EtFOSAA	IS	67.4	50 - 150		B8B0071	12-Feb-18	0.113 L	23-Feb-18 10:20	1
13C2-PFOxA	IS	63.7	50 - 150		B8B0071	12-Feb-18	0.113 L	23-Feb-18 10:20	1
13C2-PFTeDA	IS	95.3	50 - 150		B8B0071	12-Feb-18	0.113 L	23-Feb-18 10:20	1

DL - Detection Limit

LOD - Limit of Detection  
LOQ - Limit of quantitation

LCL-UCL- Lower control limit - upper control limit  
Results reported to the DL.

When reported, PFHxS, PFOA and PFOS include both linear and branched isomers.  
Only the linear isomer is reported for all other analytes.

**Sample ID: OF-RW25-0218**

**Modified EPA Method 537**

Client Data					Laboratory Data					
Name:	CH2M Hill	Matrix:	Drinking Water		Lab Sample:	1800284-10	Column:	BEH C18		
Project:	CTO-WE01,Fentress PFAS Res. DW Investigation		Date Collected:	07-Feb-18 16:55	Date Received:	09-Feb-18 10:32				

Analyte	Conc. (ng/L)	DL	LOD	LOQ	Qualifiers	Batch	Extracted	Samp Size	Analyzed	Dilution
PFBS	ND	1.94	5.43	8.67		B8B0071	12-Feb-18	0.115 L	23-Feb-18 10:32	1
PFHxA	ND	2.36	5.43	8.67		B8B0071	12-Feb-18	0.115 L	23-Feb-18 10:32	1
PFHpA	ND	0.640	5.43	8.67		B8B0071	12-Feb-18	0.115 L	23-Feb-18 10:32	1
PFHxS	ND	1.03	5.43	8.67		B8B0071	12-Feb-18	0.115 L	23-Feb-18 10:32	1
PFOA	ND	0.705	5.43	8.67		B8B0071	12-Feb-18	0.115 L	23-Feb-18 10:32	1
PFOS	ND	0.874	5.43	8.67		B8B0071	12-Feb-18	0.115 L	23-Feb-18 10:32	1
PFNA	ND	0.878	5.43	8.67		B8B0071	12-Feb-18	0.115 L	23-Feb-18 10:32	1
PFDA	ND	1.61	5.43	8.67		B8B0071	12-Feb-18	0.115 L	23-Feb-18 10:32	1
MeFOSAA	ND	1.79	5.43	8.67		B8B0071	12-Feb-18	0.115 L	23-Feb-18 10:32	1
PFOxA	ND	1.14	5.43	8.67		B8B0071	12-Feb-18	0.115 L	23-Feb-18 10:32	1
EtFOSAA	ND	1.48	5.43	8.67		B8B0071	12-Feb-18	0.115 L	23-Feb-18 10:32	1
PFOxA	ND	0.858	5.43	8.67		B8B0071	12-Feb-18	0.115 L	23-Feb-18 10:32	1
PFTeDA	ND	0.535	5.43	8.67		B8B0071	12-Feb-18	0.115 L	23-Feb-18 10:32	1
PFTeDA	ND	0.818	5.43	8.67		B8B0071	12-Feb-18	0.115 L	23-Feb-18 10:32	1

Labeled Standards	Type	% Recovery	Limits	Qualifiers	Batch	Extracted	Samp Size	Analyzed	Dilution
13C3-PFBS	IS	99.2	50 - 150		B8B0071	12-Feb-18	0.115 L	23-Feb-18 10:32	1
13C2-PFHxA	IS	82.9	50 - 150		B8B0071	12-Feb-18	0.115 L	23-Feb-18 10:32	1
13C4-PFHpA	IS	87.3	50 - 150		B8B0071	12-Feb-18	0.115 L	23-Feb-18 10:32	1
18O2-PFHxS	IS	94.0	50 - 150		B8B0071	12-Feb-18	0.115 L	23-Feb-18 10:32	1
13C2-PFOA	IS	86.8	50 - 150		B8B0071	12-Feb-18	0.115 L	23-Feb-18 10:32	1
13C8-PFOS	IS	110	50 - 150		B8B0071	12-Feb-18	0.115 L	23-Feb-18 10:32	1
13C5-PFNA	IS	79.6	50 - 150		B8B0071	12-Feb-18	0.115 L	23-Feb-18 10:32	1
13C2-PFDA	IS	82.0	50 - 150		B8B0071	12-Feb-18	0.115 L	23-Feb-18 10:32	1
d3-MeFOSAA	IS	82.4	50 - 150		B8B0071	12-Feb-18	0.115 L	23-Feb-18 10:32	1
13C2-PFOxA	IS	70.9	50 - 150		B8B0071	12-Feb-18	0.115 L	23-Feb-18 10:32	1
d5-EtFOSAA	IS	70.8	50 - 150		B8B0071	12-Feb-18	0.115 L	23-Feb-18 10:32	1
13C2-PFOxA	IS	71.6	50 - 150		B8B0071	12-Feb-18	0.115 L	23-Feb-18 10:32	1
13C2-PFTeDA	IS	94.7	50 - 150		B8B0071	12-Feb-18	0.115 L	23-Feb-18 10:32	1

DL - Detection Limit

LOD - Limit of Detection  
LOQ - Limit of quantitation

LCL-UCL- Lower control limit - upper control limit  
Results reported to the DL.

When reported, PFHxS, PFOA and PFOS include both linear and branched isomers.  
Only the linear isomer is reported for all other analytes.

**Sample ID: OF-FB25-0218**

**Modified EPA Method 537**

Client Data					Laboratory Data					
Name:	CH2M Hill	Matrix:	Drinking Water		Lab Sample:	1800284-11	Column:	BEH C18		
Project:	CTO-WE01,Fentress PFAS Res. DW Investigation		Date Collected:	07-Feb-18 16:56	Date Received:	09-Feb-18 10:32				

Analyte	Conc. (ng/L)	DL	LOD	LOQ	Qualifiers	Batch	Extracted	Samp Size	Analyzed	Dilution
PFBS	ND	1.91	5.34	8.54		B8B0071	12-Feb-18	0.117 L	23-Feb-18 10:43	1
PFHxA	ND	2.33	5.34	8.54		B8B0071	12-Feb-18	0.117 L	23-Feb-18 10:43	1
PFHpA	ND	0.631	5.34	8.54		B8B0071	12-Feb-18	0.117 L	23-Feb-18 10:43	1
PFHxS	ND	1.01	5.34	8.54		B8B0071	12-Feb-18	0.117 L	23-Feb-18 10:43	1
PFOA	ND	0.695	5.34	8.54		B8B0071	12-Feb-18	0.117 L	23-Feb-18 10:43	1
PFOS	ND	0.862	5.34	8.54		B8B0071	12-Feb-18	0.117 L	23-Feb-18 10:43	1
PFNA	ND	0.865	5.34	8.54		B8B0071	12-Feb-18	0.117 L	23-Feb-18 10:43	1
PFDA	ND	1.59	5.34	8.54		B8B0071	12-Feb-18	0.117 L	23-Feb-18 10:43	1
MeFOSAA	ND	1.76	5.34	8.54		B8B0071	12-Feb-18	0.117 L	23-Feb-18 10:43	1
PFOxA	ND	1.12	5.34	8.54		B8B0071	12-Feb-18	0.117 L	23-Feb-18 10:43	1
EtFOSAA	ND	1.46	5.34	8.54		B8B0071	12-Feb-18	0.117 L	23-Feb-18 10:43	1
PFOxA	ND	0.846	5.34	8.54		B8B0071	12-Feb-18	0.117 L	23-Feb-18 10:43	1
PFTeDA	ND	0.528	5.34	8.54		B8B0071	12-Feb-18	0.117 L	23-Feb-18 10:43	1
PFTeDA	ND	0.806	5.34	8.54		B8B0071	12-Feb-18	0.117 L	23-Feb-18 10:43	1

Labeled Standards	Type	% Recovery	Limits	Qualifiers	Batch	Extracted	Samp Size	Analyzed	Dilution
13C3-PFBS	IS	120	50 - 150		B8B0071	12-Feb-18	0.117 L	23-Feb-18 10:43	1
13C2-PFHxA	IS	92.0	50 - 150		B8B0071	12-Feb-18	0.117 L	23-Feb-18 10:43	1
13C4-PFHpA	IS	99.2	50 - 150		B8B0071	12-Feb-18	0.117 L	23-Feb-18 10:43	1
18O2-PFHxS	IS	99.5	50 - 150		B8B0071	12-Feb-18	0.117 L	23-Feb-18 10:43	1
13C2-PFOA	IS	89.0	50 - 150		B8B0071	12-Feb-18	0.117 L	23-Feb-18 10:43	1
13C8-PFOS	IS	106	50 - 150		B8B0071	12-Feb-18	0.117 L	23-Feb-18 10:43	1
13C5-PFNA	IS	88.4	50 - 150		B8B0071	12-Feb-18	0.117 L	23-Feb-18 10:43	1
13C2-PFDA	IS	91.7	50 - 150		B8B0071	12-Feb-18	0.117 L	23-Feb-18 10:43	1
d3-MeFOSAA	IS	63.9	50 - 150		B8B0071	12-Feb-18	0.117 L	23-Feb-18 10:43	1
13C2-PFOxA	IS	79.1	50 - 150		B8B0071	12-Feb-18	0.117 L	23-Feb-18 10:43	1
d5-EtFOSAA	IS	72.1	50 - 150		B8B0071	12-Feb-18	0.117 L	23-Feb-18 10:43	1
13C2-PFOxA	IS	78.5	50 - 150		B8B0071	12-Feb-18	0.117 L	23-Feb-18 10:43	1
13C2-PFTeDA	IS	104	50 - 150		B8B0071	12-Feb-18	0.117 L	23-Feb-18 10:43	1

DL - Detection Limit

LOD - Limit of Detection  
LOQ - Limit of quantitation

LCL-UCL- Lower control limit - upper control limit  
Results reported to the DL.

When reported, PFHxS, PFOA and PFOS include both linear and branched isomers.  
Only the linear isomer is reported for all other analytes.



**Sample ID: OF-RW12-0218**

**Modified EPA Method 537**

Client Data					Laboratory Data					
Name:	CH2M Hill	Matrix:	Drinking Water		Lab Sample:	1800284-12	Column:	BEH C18		
Project:	CTO-WE01,Fentress PFAS Res. DW Investigation		Date Collected:	08-Feb-18 09:02	Date Received:	09-Feb-18 10:32				

Analyte	Conc. (ng/L)	DL	LOD	LOQ	Qualifiers	Batch	Extracted	Samp Size	Analyzed	Dilution
PFBS	ND	1.97	5.48	8.79		B8B0071	12-Feb-18	0.114 L	23-Feb-18 10:55	1
PFHxA	ND	2.40	5.48	8.79		B8B0071	12-Feb-18	0.114 L	23-Feb-18 10:55	1
PFHpA	ND	0.649	5.48	8.79		B8B0071	12-Feb-18	0.114 L	23-Feb-18 10:55	1
PFHxS	ND	1.04	5.48	8.79		B8B0071	12-Feb-18	0.114 L	23-Feb-18 10:55	1
PFOA	4.64	0.715	5.48	8.79	J	B8B0071	12-Feb-18	0.114 L	23-Feb-18 10:55	1
PFOS	1.22	0.887	5.48	8.79	J	B8B0071	12-Feb-18	0.114 L	23-Feb-18 10:55	1
PFNA	ND	0.890	5.48	8.79		B8B0071	12-Feb-18	0.114 L	23-Feb-18 10:55	1
PFDA	ND	1.64	5.48	8.79		B8B0071	12-Feb-18	0.114 L	23-Feb-18 10:55	1
MeFOSAA	ND	1.81	5.48	8.79		B8B0071	12-Feb-18	0.114 L	23-Feb-18 10:55	1
PFOA	ND	1.15	5.48	8.79		B8B0071	12-Feb-18	0.114 L	23-Feb-18 10:55	1
EtFOSAA	ND	1.51	5.48	8.79		B8B0071	12-Feb-18	0.114 L	23-Feb-18 10:55	1
PFOA	ND	0.870	5.48	8.79		B8B0071	12-Feb-18	0.114 L	23-Feb-18 10:55	1
PFOA	ND	0.543	5.48	8.79		B8B0071	12-Feb-18	0.114 L	23-Feb-18 10:55	1
PFOA	ND	0.830	5.48	8.79		B8B0071	12-Feb-18	0.114 L	23-Feb-18 10:55	1

Labeled Standards	Type	% Recovery	Limits	Qualifiers	Batch	Extracted	Samp Size	Analyzed	Dilution
13C3-PFBS	IS	97.7	50 - 150		B8B0071	12-Feb-18	0.114 L	23-Feb-18 10:55	1
13C2-PFHxA	IS	94.7	50 - 150		B8B0071	12-Feb-18	0.114 L	23-Feb-18 10:55	1
13C4-PFHpA	IS	88.3	50 - 150		B8B0071	12-Feb-18	0.114 L	23-Feb-18 10:55	1
18O2-PFHxS	IS	97.7	50 - 150		B8B0071	12-Feb-18	0.114 L	23-Feb-18 10:55	1
13C2-PFOA	IS	98.8	50 - 150		B8B0071	12-Feb-18	0.114 L	23-Feb-18 10:55	1
13C8-PFOS	IS	93.7	50 - 150		B8B0071	12-Feb-18	0.114 L	23-Feb-18 10:55	1
13C5-PFNA	IS	88.9	50 - 150		B8B0071	12-Feb-18	0.114 L	23-Feb-18 10:55	1
13C2-PFDA	IS	97.7	50 - 150		B8B0071	12-Feb-18	0.114 L	23-Feb-18 10:55	1
d3-MeFOSAA	IS	90.9	50 - 150		B8B0071	12-Feb-18	0.114 L	23-Feb-18 10:55	1
13C2-PFOA	IS	91.7	50 - 150		B8B0071	12-Feb-18	0.114 L	23-Feb-18 10:55	1
d5-EtFOSAA	IS	95.3	50 - 150		B8B0071	12-Feb-18	0.114 L	23-Feb-18 10:55	1
13C2-PFOA	IS	117	50 - 150		B8B0071	12-Feb-18	0.114 L	23-Feb-18 10:55	1
13C2-PFOA	IS	127	50 - 150		B8B0071	12-Feb-18	0.114 L	23-Feb-18 10:55	1

DL - Detection Limit

LOD - Limit of Detection  
LOQ - Limit of quantitation

LCL-UCL- Lower control limit - upper control limit  
Results reported to the DL.

When reported, PFHxS, PFOA and PFOS include both linear and branched isomers.  
Only the linear isomer is reported for all other analytes.

**Sample ID: OF-FB12-0218**

**Modified EPA Method 537**

Client Data					Laboratory Data					
Name:	CH2M Hill	Matrix:	Drinking Water		Lab Sample:	1800284-13	Column:	BEH C18		
Project:	CTO-WE01,Fentress PFAS Res. DW Investigation		Date Collected:	08-Feb-18 09:03	Date Received:	09-Feb-18 10:32				

Analyte	Conc. (ng/L)	DL	LOD	LOQ	Qualifiers	Batch	Extracted	Samp Size	Analyzed	Dilution
PFBS	ND	1.98	5.53	8.83		B8B0071	12-Feb-18	0.113 L	23-Feb-18 11:06	1
PFHxA	ND	2.41	5.53	8.83		B8B0071	12-Feb-18	0.113 L	23-Feb-18 11:06	1
PFHpA	ND	0.652	5.53	8.83		B8B0071	12-Feb-18	0.113 L	23-Feb-18 11:06	1
PFHxS	ND	1.04	5.53	8.83		B8B0071	12-Feb-18	0.113 L	23-Feb-18 11:06	1
PFOA	ND	0.718	5.53	8.83		B8B0071	12-Feb-18	0.113 L	23-Feb-18 11:06	1
PFOS	ND	0.890	5.53	8.83		B8B0071	12-Feb-18	0.113 L	23-Feb-18 11:06	1
PFNA	ND	0.894	5.53	8.83		B8B0071	12-Feb-18	0.113 L	23-Feb-18 11:06	1
PFDA	ND	1.64	5.53	8.83		B8B0071	12-Feb-18	0.113 L	23-Feb-18 11:06	1
MeFOSAA	ND	1.82	5.53	8.83		B8B0071	12-Feb-18	0.113 L	23-Feb-18 11:06	1
PFUnA	ND	1.16	5.53	8.83		B8B0071	12-Feb-18	0.113 L	23-Feb-18 11:06	1
EtFOSAA	ND	1.51	5.53	8.83		B8B0071	12-Feb-18	0.113 L	23-Feb-18 11:06	1
PFDoA	ND	0.874	5.53	8.83		B8B0071	12-Feb-18	0.113 L	23-Feb-18 11:06	1
PFTrDA	ND	0.545	5.53	8.83		B8B0071	12-Feb-18	0.113 L	23-Feb-18 11:06	1
PFTeDA	ND	0.833	5.53	8.83		B8B0071	12-Feb-18	0.113 L	23-Feb-18 11:06	1

Labeled Standards	Type	% Recovery	Limits	Qualifiers	Batch	Extracted	Samp Size	Analyzed	Dilution
13C3-PFBS	IS	105	50 - 150		B8B0071	12-Feb-18	0.113 L	23-Feb-18 11:06	1
13C2-PFHxA	IS	82.6	50 - 150		B8B0071	12-Feb-18	0.113 L	23-Feb-18 11:06	1
13C4-PFHpA	IS	91.0	50 - 150		B8B0071	12-Feb-18	0.113 L	23-Feb-18 11:06	1
18O2-PFHxS	IS	101	50 - 150		B8B0071	12-Feb-18	0.113 L	23-Feb-18 11:06	1
13C2-PFOA	IS	95.0	50 - 150		B8B0071	12-Feb-18	0.113 L	23-Feb-18 11:06	1
13C8-PFOS	IS	104	50 - 150		B8B0071	12-Feb-18	0.113 L	23-Feb-18 11:06	1
13C5-PFNA	IS	73.1	50 - 150		B8B0071	12-Feb-18	0.113 L	23-Feb-18 11:06	1
13C2-PFDA	IS	71.1	50 - 150		B8B0071	12-Feb-18	0.113 L	23-Feb-18 11:06	1
d3-MeFOSAA	IS	75.3	50 - 150		B8B0071	12-Feb-18	0.113 L	23-Feb-18 11:06	1
13C2-PFUnA	IS	50.8	50 - 150		B8B0071	12-Feb-18	0.113 L	23-Feb-18 11:06	1
d5-EtFOSAA	IS	71.6	50 - 150		B8B0071	12-Feb-18	0.113 L	23-Feb-18 11:06	1
13C2-PFDoA	IS	79.9	50 - 150		B8B0071	12-Feb-18	0.113 L	23-Feb-18 11:06	1
13C2-PFTeDA	IS	83.5	50 - 150		B8B0071	12-Feb-18	0.113 L	23-Feb-18 11:06	1

DL - Detection Limit

LOD - Limit of Detection  
LOQ - Limit of quantitation

LCL-UCL- Lower control limit - upper control limit  
Results reported to the DL.

When reported, PFHxS, PFOA and PFOS include both linear and branched isomers.  
Only the linear isomer is reported for all other analytes.

**Sample ID: OF-RW09-0218**

**Modified EPA Method 537**

Client Data					Laboratory Data					
Name:	CH2M Hill	Matrix:	Drinking Water		Lab Sample:	1800284-14	Column:	BEH C18		
Project:	CTO-WE01,Fentress PFAS Res. DW Investigation		Date Collected:	08-Feb-18 16:12	Date Received:	09-Feb-18 10:32				

Analyte	Conc. (ng/L)	DL	LOD	LOQ	Qualifiers	Batch	Extracted	Samp Size	Analyzed	Dilution
PFBS	ND	2.06	5.73	9.18		B8B0071	12-Feb-18	0.109 L	23-Feb-18 11:18	1
PFHxA	ND	2.50	5.73	9.18		B8B0071	12-Feb-18	0.109 L	23-Feb-18 11:18	1
PFHpA	ND	0.678	5.73	9.18		B8B0071	12-Feb-18	0.109 L	23-Feb-18 11:18	1
PFHxS	ND	1.09	5.73	9.18		B8B0071	12-Feb-18	0.109 L	23-Feb-18 11:18	1
PFOA	ND	0.747	5.73	9.18		B8B0071	12-Feb-18	0.109 L	23-Feb-18 11:18	1
PFOS	ND	0.926	5.73	9.18		B8B0071	12-Feb-18	0.109 L	23-Feb-18 11:18	1
PFNA	ND	0.930	5.73	9.18		B8B0071	12-Feb-18	0.109 L	23-Feb-18 11:18	1
PFDA	ND	1.71	5.73	9.18		B8B0071	12-Feb-18	0.109 L	23-Feb-18 11:18	1
MeFOSAA	ND	1.89	5.73	9.18		B8B0071	12-Feb-18	0.109 L	23-Feb-18 11:18	1
PFUnA	ND	1.21	5.73	9.18		B8B0071	12-Feb-18	0.109 L	23-Feb-18 11:18	1
EtFOSAA	ND	1.57	5.73	9.18		B8B0071	12-Feb-18	0.109 L	23-Feb-18 11:18	1
PFDoA	ND	0.909	5.73	9.18		B8B0071	12-Feb-18	0.109 L	23-Feb-18 11:18	1
PFTrDA	ND	0.567	5.73	9.18		B8B0071	12-Feb-18	0.109 L	23-Feb-18 11:18	1
PFTeDA	ND	0.867	5.73	9.18		B8B0071	12-Feb-18	0.109 L	23-Feb-18 11:18	1

Labeled Standards	Type	% Recovery	Limits	Qualifiers	Batch	Extracted	Samp Size	Analyzed	Dilution
13C3-PFBS	IS	113	50 - 150		B8B0071	12-Feb-18	0.109 L	23-Feb-18 11:18	1
13C2-PFHxA	IS	88.8	50 - 150		B8B0071	12-Feb-18	0.109 L	23-Feb-18 11:18	1
13C4-PFHpA	IS	88.0	50 - 150		B8B0071	12-Feb-18	0.109 L	23-Feb-18 11:18	1
18O2-PFHxS	IS	97.2	50 - 150		B8B0071	12-Feb-18	0.109 L	23-Feb-18 11:18	1
13C2-PFOA	IS	85.7	50 - 150		B8B0071	12-Feb-18	0.109 L	23-Feb-18 11:18	1
13C8-PFOS	IS	112	50 - 150		B8B0071	12-Feb-18	0.109 L	23-Feb-18 11:18	1
13C5-PFNA	IS	77.6	50 - 150		B8B0071	12-Feb-18	0.109 L	23-Feb-18 11:18	1
13C2-PFDA	IS	91.2	50 - 150		B8B0071	12-Feb-18	0.109 L	23-Feb-18 11:18	1
d3-MeFOSAA	IS	82.2	50 - 150		B8B0071	12-Feb-18	0.109 L	23-Feb-18 11:18	1
13C2-PFUnA	IS	94.6	50 - 150		B8B0071	12-Feb-18	0.109 L	23-Feb-18 11:18	1
d5-EtFOSAA	IS	88.0	50 - 150		B8B0071	12-Feb-18	0.109 L	23-Feb-18 11:18	1
13C2-PFDoA	IS	105	50 - 150		B8B0071	12-Feb-18	0.109 L	23-Feb-18 11:18	1
13C2-PFTeDA	IS	110	50 - 150		B8B0071	12-Feb-18	0.109 L	23-Feb-18 11:18	1

DL - Detection Limit

LOD - Limit of Detection  
LOQ - Limit of quantitation

LCL-UCL- Lower control limit - upper control limit  
Results reported to the DL.

When reported, PFHxS, PFOA and PFOS include both linear and branched isomers.  
Only the linear isomer is reported for all other analytes.

**Sample ID: OF-FB09-0218**

**Modified EPA Method 537**

Client Data					Laboratory Data					
Name:	CH2M Hill	Matrix:	Drinking Water		Lab Sample:	1800284-15	Column:	BEH C18		
Project:	CTO-WE01,Fentress PFAS Res. DW Investigation		Date Collected:	08-Feb-18 16:13	Date Received:	09-Feb-18 10:32				

Analyte	Conc. (ng/L)	DL	LOD	LOQ	Qualifiers	Batch	Extracted	Samp Size	Analyzed	Dilution
PFBS	ND	1.95	5.43	8.72		B8B0071	12-Feb-18	0.115 L	23-Feb-18 11:29	1
PFHxA	ND	2.38	5.43	8.72		B8B0071	12-Feb-18	0.115 L	23-Feb-18 11:29	1
PFHpA	ND	0.645	5.43	8.72		B8B0071	12-Feb-18	0.115 L	23-Feb-18 11:29	1
PFHxS	ND	1.03	5.43	8.72		B8B0071	12-Feb-18	0.115 L	23-Feb-18 11:29	1
PFOA	ND	0.710	5.43	8.72		B8B0071	12-Feb-18	0.115 L	23-Feb-18 11:29	1
PFOS	ND	0.880	5.43	8.72		B8B0071	12-Feb-18	0.115 L	23-Feb-18 11:29	1
PFNA	ND	0.883	5.43	8.72		B8B0071	12-Feb-18	0.115 L	23-Feb-18 11:29	1
PFDA	ND	1.62	5.43	8.72		B8B0071	12-Feb-18	0.115 L	23-Feb-18 11:29	1
MeFOSAA	ND	1.80	5.43	8.72		B8B0071	12-Feb-18	0.115 L	23-Feb-18 11:29	1
PFOxA	ND	1.15	5.43	8.72		B8B0071	12-Feb-18	0.115 L	23-Feb-18 11:29	1
EtFOSAA	ND	1.49	5.43	8.72		B8B0071	12-Feb-18	0.115 L	23-Feb-18 11:29	1
PFOxA	ND	0.864	5.43	8.72		B8B0071	12-Feb-18	0.115 L	23-Feb-18 11:29	1
PFTeDA	ND	0.539	5.43	8.72		B8B0071	12-Feb-18	0.115 L	23-Feb-18 11:29	1
PFTeDA	ND	0.823	5.43	8.72		B8B0071	12-Feb-18	0.115 L	23-Feb-18 11:29	1

Labeled Standards	Type	% Recovery	Limits	Qualifiers	Batch	Extracted	Samp Size	Analyzed	Dilution
13C3-PFBS	IS	111	50 - 150		B8B0071	12-Feb-18	0.115 L	23-Feb-18 11:29	1
13C2-PFHxA	IS	94.3	50 - 150		B8B0071	12-Feb-18	0.115 L	23-Feb-18 11:29	1
13C4-PFHpA	IS	84.7	50 - 150		B8B0071	12-Feb-18	0.115 L	23-Feb-18 11:29	1
18O2-PFHxS	IS	102	50 - 150		B8B0071	12-Feb-18	0.115 L	23-Feb-18 11:29	1
13C2-PFOA	IS	107	50 - 150		B8B0071	12-Feb-18	0.115 L	23-Feb-18 11:29	1
13C8-PFOS	IS	94.0	50 - 150		B8B0071	12-Feb-18	0.115 L	23-Feb-18 11:29	1
13C5-PFNA	IS	84.7	50 - 150		B8B0071	12-Feb-18	0.115 L	23-Feb-18 11:29	1
13C2-PFDA	IS	73.1	50 - 150		B8B0071	12-Feb-18	0.115 L	23-Feb-18 11:29	1
d3-MeFOSAA	IS	70.9	50 - 150		B8B0071	12-Feb-18	0.115 L	23-Feb-18 11:29	1
13C2-PFOxA	IS	67.0	50 - 150		B8B0071	12-Feb-18	0.115 L	23-Feb-18 11:29	1
d5-EtFOSAA	IS	63.5	50 - 150		B8B0071	12-Feb-18	0.115 L	23-Feb-18 11:29	1
13C2-PFOxA	IS	69.2	50 - 150		B8B0071	12-Feb-18	0.115 L	23-Feb-18 11:29	1
13C2-PFTeDA	IS	88.3	50 - 150		B8B0071	12-Feb-18	0.115 L	23-Feb-18 11:29	1

DL - Detection Limit

LOD - Limit of Detection  
LOQ - Limit of quantitation

LCL-UCL- Lower control limit - upper control limit  
Results reported to the DL.

When reported, PFHxS, PFOA and PFOS include both linear and branched isomers.  
Only the linear isomer is reported for all other analytes.

**Sample ID: OF-RW31-0218**

**Modified EPA Method 537**

Client Data					Laboratory Data					
Name:	CH2M Hill	Matrix:	Drinking Water		Lab Sample:	1800284-16	Column:	BEH C18		
Project:	CTO-WE01,Fentress PFAS Res. DW Investigation		Date Collected:	08-Feb-18 17:42	Date Received:	09-Feb-18 10:32				

Analyte	Conc. (ng/L)	DL	LOD	LOQ	Qualifiers	Batch	Extracted	Samp Size	Analyzed	Dilution
PFBS	3.09	1.90	5.30	8.49	J	B8B0147	26-Feb-18	0.118 L	07-Mar-18 20:24	1
PFHxA	ND	2.31	5.30	8.49		B8B0147	26-Feb-18	0.118 L	07-Mar-18 20:24	1
PFHpA	ND	0.627	5.30	8.49		B8B0147	26-Feb-18	0.118 L	07-Mar-18 20:24	1
PFHxS	ND	1.01	5.30	8.49		B8B0147	26-Feb-18	0.118 L	07-Mar-18 20:24	1
PFOA	3.24	0.691	5.30	8.49	J	B8B0147	26-Feb-18	0.118 L	07-Mar-18 20:24	1
PFOS	3.35	0.857	5.30	8.49	J	B8B0147	26-Feb-18	0.118 L	07-Mar-18 20:24	1
PFNA	ND	0.860	5.30	8.49		B8B0147	26-Feb-18	0.118 L	07-Mar-18 20:24	1
PFDA	ND	1.58	5.30	8.49		B8B0147	26-Feb-18	0.118 L	07-Mar-18 20:24	1
MeFOSAA	ND	1.75	5.30	8.49		B8B0147	26-Feb-18	0.118 L	07-Mar-18 20:24	1
PFUnA	ND	1.11	5.30	8.49		B8B0147	26-Feb-18	0.118 L	07-Mar-18 20:24	1
EtFOSAA	ND	1.45	5.30	8.49		B8B0147	26-Feb-18	0.118 L	07-Mar-18 20:24	1
PFDoA	ND	0.841	5.30	8.49		B8B0147	26-Feb-18	0.118 L	07-Mar-18 20:24	1
PFTrDA	ND	0.524	5.30	8.49		B8B0147	26-Feb-18	0.118 L	07-Mar-18 20:24	1
PFTeDA	0.847	0.801	5.30	8.49	J, B	B8B0147	26-Feb-18	0.118 L	07-Mar-18 20:24	1

Labeled Standards	Type	% Recovery	Limits	Qualifiers	Batch	Extracted	Samp Size	Analyzed	Dilution
13C3-PFBS	IS	177	50 - 150	H	B8B0147	26-Feb-18	0.118 L	07-Mar-18 20:24	1
13C2-PFHxA	IS	89.9	50 - 150		B8B0147	26-Feb-18	0.118 L	07-Mar-18 20:24	1
13C4-PFHpA	IS	104	50 - 150		B8B0147	26-Feb-18	0.118 L	07-Mar-18 20:24	1
18O2-PFHxS	IS	96.8	50 - 150		B8B0147	26-Feb-18	0.118 L	07-Mar-18 20:24	1
13C2-PFOA	IS	106	50 - 150		B8B0147	26-Feb-18	0.118 L	07-Mar-18 20:24	1
13C8-PFOS	IS	88.3	50 - 150		B8B0147	26-Feb-18	0.118 L	07-Mar-18 20:24	1
13C5-PFNA	IS	82.8	50 - 150		B8B0147	26-Feb-18	0.118 L	07-Mar-18 20:24	1
13C2-PFDA	IS	84.4	50 - 150		B8B0147	26-Feb-18	0.118 L	07-Mar-18 20:24	1
d3-MeFOSAA	IS	95.0	50 - 150		B8B0147	26-Feb-18	0.118 L	07-Mar-18 20:24	1
13C2-PFUnA	IS	71.0	50 - 150		B8B0147	26-Feb-18	0.118 L	07-Mar-18 20:24	1
d5-EtFOSAA	IS	95.3	50 - 150		B8B0147	26-Feb-18	0.118 L	07-Mar-18 20:24	1
13C2-PFDoA	IS	87.0	50 - 150		B8B0147	26-Feb-18	0.118 L	07-Mar-18 20:24	1
13C2-PFTeDA	IS	93.3	50 - 150		B8B0147	26-Feb-18	0.118 L	07-Mar-18 20:24	1

DL - Detection Limit

LOD - Limit of Detection  
LOQ - Limit of quantitation

LCL-UCL- Lower control limit - upper control limit  
Results reported to the DL.

When reported, PFHxS, PFOA and PFOS include both linear and branched isomers.  
Only the linear isomer is reported for all other analytes.

**Sample ID: OF-FB31-0218**

**Modified EPA Method 537**

Client Data					Laboratory Data					
Name:	CH2M Hill	Matrix:	Drinking Water		Lab Sample:	1800284-17	Column:	BEH C18		
Project:	CTO-WE01,Fentress PFAS Res. DW Investigation		Date Collected:	08-Feb-18 17:43	Date Received:	09-Feb-18 10:32				

Analyte	Conc. (ng/L)	DL	LOD	LOQ	Qualifiers	Batch	Extracted	Samp Size	Analyzed	Dilution
PFBS	ND	1.91	5.34	8.53		B8B0071	12-Feb-18	0.117 L	23-Feb-18 11:52	1
PFHxA	ND	2.32	5.34	8.53		B8B0071	12-Feb-18	0.117 L	23-Feb-18 11:52	1
PFHpA	ND	0.630	5.34	8.53		B8B0071	12-Feb-18	0.117 L	23-Feb-18 11:52	1
PFHxS	ND	1.01	5.34	8.53		B8B0071	12-Feb-18	0.117 L	23-Feb-18 11:52	1
PFOA	ND	0.694	5.34	8.53		B8B0071	12-Feb-18	0.117 L	23-Feb-18 11:52	1
PFOS	ND	0.860	5.34	8.53		B8B0071	12-Feb-18	0.117 L	23-Feb-18 11:52	1
PFNA	ND	0.863	5.34	8.53		B8B0071	12-Feb-18	0.117 L	23-Feb-18 11:52	1
PFDA	ND	1.59	5.34	8.53		B8B0071	12-Feb-18	0.117 L	23-Feb-18 11:52	1
MeFOSAA	ND	1.76	5.34	8.53		B8B0071	12-Feb-18	0.117 L	23-Feb-18 11:52	1
PFOxA	ND	1.12	5.34	8.53		B8B0071	12-Feb-18	0.117 L	23-Feb-18 11:52	1
EtFOSAA	ND	1.46	5.34	8.53		B8B0071	12-Feb-18	0.117 L	23-Feb-18 11:52	1
PFOxA	ND	0.844	5.34	8.53		B8B0071	12-Feb-18	0.117 L	23-Feb-18 11:52	1
PFTeDA	ND	0.527	5.34	8.53		B8B0071	12-Feb-18	0.117 L	23-Feb-18 11:52	1
PFTeDA	ND	0.805	5.34	8.53		B8B0071	12-Feb-18	0.117 L	23-Feb-18 11:52	1

Labeled Standards	Type	% Recovery	Limits	Qualifiers	Batch	Extracted	Samp Size	Analyzed	Dilution
13C3-PFBS	IS	115	50 - 150		B8B0071	12-Feb-18	0.117 L	23-Feb-18 11:52	1
13C2-PFHxA	IS	82.2	50 - 150		B8B0071	12-Feb-18	0.117 L	23-Feb-18 11:52	1
13C4-PFHpA	IS	95.8	50 - 150		B8B0071	12-Feb-18	0.117 L	23-Feb-18 11:52	1
18O2-PFHxS	IS	97.0	50 - 150		B8B0071	12-Feb-18	0.117 L	23-Feb-18 11:52	1
13C2-PFOA	IS	94.4	50 - 150		B8B0071	12-Feb-18	0.117 L	23-Feb-18 11:52	1
13C8-PFOS	IS	107	50 - 150		B8B0071	12-Feb-18	0.117 L	23-Feb-18 11:52	1
13C5-PFNA	IS	92.7	50 - 150		B8B0071	12-Feb-18	0.117 L	23-Feb-18 11:52	1
13C2-PFDA	IS	68.9	50 - 150		B8B0071	12-Feb-18	0.117 L	23-Feb-18 11:52	1
d3-MeFOSAA	IS	82.1	50 - 150		B8B0071	12-Feb-18	0.117 L	23-Feb-18 11:52	1
13C2-PFOxA	IS	53.8	50 - 150		B8B0071	12-Feb-18	0.117 L	23-Feb-18 11:52	1
d5-EtFOSAA	IS	72.3	50 - 150		B8B0071	12-Feb-18	0.117 L	23-Feb-18 11:52	1
13C2-PFOxA	IS	76.0	50 - 150		B8B0071	12-Feb-18	0.117 L	23-Feb-18 11:52	1
13C2-PFTeDA	IS	96.7	50 - 150		B8B0071	12-Feb-18	0.117 L	23-Feb-18 11:52	1

DL - Detection Limit

LOD - Limit of Detection  
LOQ - Limit of quantitation

LCL-UCL- Lower control limit - upper control limit  
Results reported to the DL.

When reported, PFHxS, PFOA and PFOS include both linear and branched isomers.  
Only the linear isomer is reported for all other analytes.

## **DATA QUALIFIERS & ABBREVIATIONS**

<b>B</b>	<b>This compound was also detected in the method blank.</b>
<b>D</b>	<b>Dilution</b>
<b>E</b>	<b>The associated compound concentration exceeded the calibration range of the instrument.</b>
<b>H</b>	<b>Recovery and/or RPD was outside laboratory acceptance limits.</b>
<b>I</b>	<b>Chemical Interference</b>
<b>J</b>	<b>The amount detected is below the Reporting Limit/LOQ.</b>
<b>M</b>	<b>Estimated Maximum Possible Concentration. (CA Region 2 projects only)</b>
<b>*</b>	<b>See Cover Letter</b>
<b>Conc.</b>	<b>Concentration</b>
<b>NA</b>	<b>Not applicable</b>
<b>ND</b>	<b>Not Detected</b>
<b>TEQ</b>	<b>Toxic Equivalency</b>
<b>U</b>	<b>Not Detected (specific projects only)</b>

**Unless otherwise noted, solid sample results are reported in dry weight. Tissue samples are reported in wet weight.**

## CERTIFICATIONS

<b>Accrediting Authority</b>	<b>Certificate Number</b>
Alaska Department of Environmental Conservation	17-013
Arkansas Department of Environmental Quality	17-015-0
California Department of Health – ELAP	2892
DoD ELAP - A2LA Accredited - ISO/IEC 17025:2005	3091.01
Florida Department of Health	E87777-18
Hawaii Department of Health	N/A
Louisiana Department of Environmental Quality	01977
Maine Department of Health	2016026
Minnesota Department of Health	1322288
New Hampshire Environmental Accreditation Program	207717
New Jersey Department of Environmental Protection	CA003
New York Department of Health	11411
Oregon Laboratory Accreditation Program	4042-008
Pennsylvania Department of Environmental Protection	014
Texas Commission on Environmental Quality	T104704189-17-8
Virginia Department of General Services	9077
Washington Department of Ecology	C584
Wisconsin Department of Natural Resources	998036160

*Current certificates and lists of licensed parameters are located in the Quality Assurance office and are available upon request.*





# CHAIN OF CUSTODY

**For Laboratory Use Only**  
 Work Order #: 1800284 Temp: 1.6 °C  
 Storage ID: WR-7 Storage Secured: Yes  No

Project ID: CTO-WE01, Fentress PFAS Residential DW Investigation PO#: 10006-7-105444 Sampler: Kathryn Smith (name)

TAT (check one): Standard  21 days  
 Rush (surcharge may apply)  14 days  7 days Specify: \_\_\_\_\_

Invoice to: Name Andrew Lairson Company CH2M Address 5701 Cleveland Street, Suite 200 City Virginia Beach State Virginia Ph# 757-671-6297 Fax# \_\_\_\_\_

Relinquished by (printed name and signature) Kathryn Smith / VBO Kalm Date 2/8/18 Time 1:00 Received by (printed name and signature) Abhraj Ashuveni Prakash Date 02/09/18 Time 1111

SHIP TO: Vista Analytical Laboratory  
 1104 Windfield Way  
 El Dorado Hills, CA 95762  
 (916) 673-1520 \* Fax (916) 673-0106  
 ATTN: Martha Maier

Method of Shipment: FEDEX  
 Tracking No: \_\_\_\_\_

Sample ID	Date	Time	Location/Sample Description	Add Analysis(es) Requested										Comments			
				Quantity	Type	Matrix	PFOM/PFOS	UCMR3 PFAS List 6	537 List: 14	Full List of 26	Other PFAS List	PFOM/PFOS	UCMR3 PFAS List 6		PFAS List: 14		
OF-RW65-0218	2/6/18	0920		2	P	DW				X							
OF-RW65P-0218		0921		2						X							
OF-FB65-0218		0922		2						X							
OF-RW49-0218		0952		2						X							
OF-FB49-0218		0954		2						X							
OF-RW41-0218		1305		2						X							
OF-RW41-0218-MS		1305		2						X							
OF-RW41-0218-SD		1305		2						X							
OF-FB41-0218		1306		2						X							
OF-RW11-0218	2/7/18	1042		2	✓	✓				X							

Special Instructions/Comments: 14 DAY TAT  
Analysis of Drinking Water samples for PFAS (List of 14)

SEND DOCUMENTATION AND RESULTS TO:  
 Name: Andrew Lairson  
 Company: CH2M HILL Inc.  
 Address: 5701 Cleveland Street, Suite 200  
 City: Virginia Beach State: VA Zip: 23462  
 Phone: 757-671-6297 Fax: \_\_\_\_\_  
 Email: Andrew.Lairson@ch2m.com

Container Types: P= HDPE, PJ= HDPE Jar  
 O = Other  
 Bottle Preservation Type: T = Thiosulfate, TZ = Trizma:  
 Matrix Types: AQ = Aqueous, DW = Drinking Water, EF = Effluent, PP = Pulp/Paper, SD = Sediment, SL = Sludge, SO = Soil, WW = Wastewater, B = Blood/Serum, O = Other:



# CHAIN OF CUSTODY

*For Laboratory Use Only*  
 Work Order #: 1800284 Temp: 1.6 °C  
 Storage ID: WR-2 Storage Secured Yes  No

Project ID: CTO-WE01, Fentress PFAS Residential DW Investigation  
 PO#: 10006-7-105444 Sampler: Kathryn Smith (name)

TAT Standard  21 days  
 (check one): Rush (surcharge may apply)  
 14 days  7 days Specify: \_\_\_\_\_

Invoice to: Name Andrew Lairson Company CH2M Address 5701 Cleveland Street, Suite 200 City Virginia Beach State Virginia Ph# 757-671-6297 Fax# \_\_\_\_\_

Relinquished by (printed name and signature) Kathryn Smith / [Signature] Date 2/8/18 Time 1900  
 Received by (printed name and signature) Aravindh Ashweeni Prakash Date 02/09/18 Time 1111

SHIP TO: Vista Analytical Laboratory  
 1104 Windfield Way  
 El Dorado Hills, CA 95762  
 (916) 673-1520 \* Fax (916) 673-0106  
 ATTN: Martha Maier  
 Method of Shipment: FEDEX  
 Tracking No: \_\_\_\_\_

Sample ID	Date	Time	Location/Sample Description	Add Analysis(es) Requested										Comments	
				Quantity	Type	Matrix	PFDA/PFOA	UCIAR3 PFAS List 6	337 List: 14	Full List of 26	Other: Please List Below	Mod EPA Method 537	EPA Method 537 (DW only)		
OF-FB11-0218	2/7/18	1043		2	P	DW			X						
OF-RW25-0218		1655		2					X						
OF-FB25-0218		1656		2					X						
OF-RW12-0218	2/8/18	0902		2					X						
OF-FB12-0218		0903		2					X						
OF-RW09-0218		1612		2					X						
OF-FB09-0218		1613		2					X						
OF-RW31-0218		1742		2					X						
OF-FB31-0218		1743		2					X						

Special Instructions/Comments: 14 DAY TAT  
Analysis of Drinking Water samples for PFAS (List of 14)

SEND DOCUMENTATION AND RESULTS TO:  
 Name: Andrew Lairson  
 Company: CH2M HILL Inc.  
 Address: 5701 Cleveland Street, Suite 200  
 City: Virginia Beach State: VA Zip: 23462  
 Phone: 757-671-6297 Fax: \_\_\_\_\_  
 Email: Andrew.Lairson@ch2m.com

Container Types: P = HDPE, PJ = HDPE Jar  
 O = Other  
 Bottle Preservation Type: T = Thiosulfate, TZ = Trizma  
 Matrix Types: AQ = Aqueous, DW = Drinking Water, EF = Effluent, PP = Pulp/Paper, SD = Sediment, SL = Sludge, SO = Soil, WW = Wastewater, B = Blood/Serum, O = Other

**Sample Log-in Checklist**

 Vista Work Order #: 1800284 TAT 14

<b>Samples Arrival:</b>	<b>Date/Time</b> 02/09/18 1032	<b>Initials:</b> AJ	<b>Location:</b> WR-2
			<b>Shelf/Rack:</b> N/A
<b>Logged In:</b>	<b>Date/Time</b> 02/09/18 1130	<b>Initials:</b> AP UBB	<b>Location:</b> WR-2
			<b>Shelf/Rack:</b> F6
<b>Delivered By:</b>	<input checked="" type="checkbox"/> FedEx	<input type="checkbox"/> UPS	<input type="checkbox"/> On Trac
		<input type="checkbox"/> GSO	<input type="checkbox"/> DHL
		<input type="checkbox"/> Hand Delivered	<input type="checkbox"/> Other
<b>Preservation:</b>	<input checked="" type="checkbox"/> Ice	<input type="checkbox"/> Blue Ice	<input type="checkbox"/> Dry Ice
	<input type="checkbox"/> None		
<b>Temp °C:</b> 1.7 (uncorrected)	<b>Time:</b> 1109		<b>Thermometer ID:</b> IR-4
<b>Temp °C:</b> 1.6 (corrected)	<b>Probe used:</b> Yes <input type="checkbox"/> No <input checked="" type="checkbox"/>		

	YES	NO	NA
Adequate Sample Volume Received? <u>A/B</u>	<input checked="" type="checkbox"/>		
Holding Time Acceptable?	<input checked="" type="checkbox"/>		
Shipping Container(s) Intact?	<input checked="" type="checkbox"/>		
Shipping Custody Seals Intact?	<input checked="" type="checkbox"/>		
Shipping Documentation Present?	<input checked="" type="checkbox"/>		
Airbill <u>Trk # 7714 3755 5982</u>	<input checked="" type="checkbox"/>		
Sample Container Intact?	<input checked="" type="checkbox"/>		
Sample Custody Seals Intact?			<input checked="" type="checkbox"/>
Chain of Custody / Sample Documentation Present?	<input checked="" type="checkbox"/>		
COC Anomaly/Sample Acceptance Form completed?		<input checked="" type="checkbox"/>	<input checked="" type="checkbox"/>
If Chlorinated or Drinking Water Samples, Acceptable Preservation?			
Preservation Documented:	<input type="checkbox"/> Na <sub>2</sub> S <sub>2</sub> O <sub>3</sub>	<input type="checkbox"/> Trizma	<input checked="" type="checkbox"/> None
	<input checked="" type="checkbox"/> Yes	<input type="checkbox"/> No	<input type="checkbox"/> NA
Shipping Container	<input checked="" type="checkbox"/> Vista	<input type="checkbox"/> Client	<input checked="" type="checkbox"/> Retain
	<input type="checkbox"/> Return	<input type="checkbox"/> Dispose	

Comments:

## **EXTRACTION INFORMATION**

Prep Expiration: 2018-Feb-20  
 Client: CH2M Hill

Workorder Due: **23-Feb-18 00:00**

TAT: 14

Method: **537M PFAS DOD (LOQ as mL)**  
 Matrix: **Aqueous**

Prep Batch: B8B0071

Version: 537 (14 Analyte)  
 DoD: **DoD QSM 5.1**

Prep Data Entered: VC 2/13/18  
Date and Initials

Initial Sequence: 5980055

LabSampID	A/B	Prep Rec	Spike Rec	ClientSampleID	Comments	Location	Container
1800284-01	"A"	<input checked="" type="checkbox"/>	<input checked="" type="checkbox"/>	OF-RW65-0218		WR-2 F-6	HDPE Bottle, 125 mL
1800284-02		<input checked="" type="checkbox"/>	<input checked="" type="checkbox"/>	OF-RW65P-0218		WR-2 F-6	HDPE Bottle, 125 mL
1800284-03		<input checked="" type="checkbox"/>	<input checked="" type="checkbox"/>	OF-FB65-0218		WR-2 F-6	HDPE Bottle, 125 mL
1800284-04		<input checked="" type="checkbox"/>	<input checked="" type="checkbox"/>	OF-RW49-0218		WR-2 F-6	HDPE Bottle, 125 mL
1800284-05		<input checked="" type="checkbox"/>	<input checked="" type="checkbox"/>	OF-FB49-0218		WR-2 F-6	HDPE Bottle, 125 mL
1800284-06	ABC	<input checked="" type="checkbox"/>	<input checked="" type="checkbox"/>	OF-RW41-0218	<b>MS/MSD</b>	WR-2 F-6	HDPE Bottle, 125 mL
1800284-07	"A"	<input checked="" type="checkbox"/>	<input checked="" type="checkbox"/>	OF-FB41-0218		WR-2 F-6	HDPE Bottle, 125 mL
1800284-08		<input checked="" type="checkbox"/>	<input checked="" type="checkbox"/>	OF-RW11-0218		WR-2 F-6	HDPE Bottle, 125 mL
1800284-09		<input checked="" type="checkbox"/>	<input checked="" type="checkbox"/>	OF-FB11-0218		WR-2 F-6	HDPE Bottle, 125 mL
1800284-10		<input checked="" type="checkbox"/>	<input checked="" type="checkbox"/>	OF-RW25-0218		WR-2 F-6	HDPE Bottle, 125 mL
1800284-11		<input checked="" type="checkbox"/>	<input checked="" type="checkbox"/>	OF-FB25-0218		WR-2 F-6	HDPE Bottle, 125 mL
1800284-12		<input checked="" type="checkbox"/>	<input checked="" type="checkbox"/>	OF-RW12-0218		WR-2 F-6	HDPE Bottle, 125 mL
1800284-13		<input checked="" type="checkbox"/>	<input checked="" type="checkbox"/>	OF-FB12-0218		WR-2 F-6	HDPE Bottle, 125 mL
1800284-14		<input checked="" type="checkbox"/>	<input checked="" type="checkbox"/>	OF-RW09-0218		WR-2 F-6	HDPE Bottle, 125 mL
1800284-15		<input checked="" type="checkbox"/>	<input checked="" type="checkbox"/>	OF-FB09-0218		WR-2 F-6	HDPE Bottle, 125 mL
1800284-16		<input checked="" type="checkbox"/>	<input checked="" type="checkbox"/>	OF-RW31-0218		WR-2 F-6	HDPE Bottle, 125 mL
1800284-17		<input checked="" type="checkbox"/>	<input checked="" type="checkbox"/>	OF-FB31-0218		WR-2 F-6	HDPE Bottle, 125 mL

Pre-Prep Check Out: HN 2/12/18  
 Pre-Prep Check In: NA

Prep Check Out: NA  
 Prep Check In: NA

Prep Reconciled Initials/Date: HN 2/12/18  
 Spike Reconciled Initials/Date: FR 2-12-18  
 VialBoxID: SHAKE N BALCE

PREPARATION BENCH SHEET

Matrix: Aqueous

B8B0071

Chemist: HN

Method: 537M PFAS DOD (LOQ as mL)

Prep Date/Time: 12-Feb-18 08:13

11:30  
HN 2/12/18

Prepared using: LCMS - SPE Extraction-LCMS

		Date/Initials: HN 2/12/18				Balance ID: FIRM-8						
Cen	VISTA Sample ID	pH Before	pH After	Chlorine (Cl)	Drops HCl Added	Bottle + Sample (g)	Bottle Only (g)	Sample Amt. (L)	IS/NS CHEM/WIT DATE	SPE	RS CHEM/WIT DATE	
<input type="checkbox"/>	B8B0071-BLK1	5	2	0	2	NA	NA	(0.125)	HN 7R 2/12/18	HN 7R 2-12-18	HN 7R 2/12/18	
<input type="checkbox"/>	B8B0071-BS1	5	2	0	2	↓	↓	↓				
<input type="checkbox"/>	B8B0071-MS1 1800284-06	6	2	0	2	138.34	26.88	0.1146				
<input type="checkbox"/>	B8B0071-MSD1 1800284-06	6	2	0	2	140.24	26.93	0.11331				
<input checked="" type="checkbox"/>	1800284-01	6	2	0	2	136.19	26.94	0.10925				
<input checked="" type="checkbox"/>	1800284-02	6	2	0	2	139.36	26.87	0.11249				
<input type="checkbox"/>	1800284-03	5	2	0	2	144.92	26.76	0.11810				
<input checked="" type="checkbox"/>	1800284-04	6	2	0	2	137.06	26.94	0.11012				
<input type="checkbox"/>	1800284-05	5	2	0	2	142.58	26.88	0.11570				
<input type="checkbox"/>	1800284-06	6	2	0	2	138.41	26.96	0.11145				
<input type="checkbox"/>	1800284-07	5	2	0	2	140.15	26.89	0.11320				
<input checked="" type="checkbox"/>	1800284-08	6	2	0	2	HN 2/12/18 143.70 137.97	26.84	0.11113				
<input type="checkbox"/>	1800284-09	6	2	0	2	139.91	27.01	0.11290				
<input checked="" type="checkbox"/>	1800284-10	6	2	0	2	142.29	26.91	0.11538				
<input type="checkbox"/>	1800284-11	5	2	0	2	144.06	27.01	0.11705				
<input checked="" type="checkbox"/>	1800284-12	6	2	0	3	140.79	27.04	0.11375	↓	↓	↓	

<p>IS: 17L2601, 10mL (V3)</p> <p>IS SUP: NA</p> <p>NS: 17L2103, 10mL (V3)</p> <p>RS: 17L2332, 10mL (V3)</p>	<p>HN 2/12/18</p> <p>SPE Chem: ST Strata-X-AM 33um 200mg 6mL</p> <p>Ele SOLV: 0.5% Nuphotin MeOH/MeOH</p> <p>Final Volume(s): 1mL</p>	<p>Notes:</p>
---	---	---------------

Comments: Assume 1 g = 1 mL  
Cen = Centrifuged

PREPARATION BENCH SHEET

Matrix: Aqueous

Method: 537M PFAS DOD (LOQ as mRL)

B8B0071

Chemist: HN

Prep Date/Time: 12-Feb-18 ~~08:13~~

11:30  
HN 2/12/18

Prepared using: LCMS - SPE Extraction-LCMS

Date/Initials: HN 2/12/18 BalanceID: HRMS-8

Cen	VISTA Sample ID	pH Before	pH After	Chlorine (Cl)	Drops HCl Added	Bottle + Sample (g)	Bottle Only (g)	Sample Amt. (L)	IS/NS CHEM/WIT DATE	SPE	RS CHEM/WIT DATE
<input type="checkbox"/>	1800284-13	5	2	0	2	140.12	26.83	0.11329	HN 7R 2/12/18	HN 7R 2/12/18	HN 7R 2/12/18
<input checked="" type="checkbox"/>	1800284-14	6	2	0	2	135.77	26.89	0.10888	↓	HN 7R 2/12/18	↓
<input type="checkbox"/>	1800284-15	5	2	0	2	141.51	26.89	0.11462	↓	↓	↓
<input type="checkbox"/>	1800284-16	5	2	0	2	140.93	26.95	0.11398	↓	↓	↓
<input type="checkbox"/>	1800284-17	5	2	0	2	144.07	26.81	0.11726	↓	↓	↓

IS: <u>17L2601, 10 μL (V3)</u> IS SUP: <u>NA</u> NS: <u>17L2103, 10 μL (V3)</u> RS: <u>17L2332, 10 μL (V3)</u>	SPE Chem: <u>Strata X-AW 33 μm <sup>200mg</sup> 6mL</u> Ele SOLV: <u>0.5% NH<sub>4</sub>OH in MeOH/MeOH</u> Final Volume(s): <u>1 mL</u>	Notes:
---	--	--------

Comments: Assume 1 g = 1 mL  
Cen = Centrifuged

Batch: B8B0071

Matrix: Aqueous

LabNumber	WetWeight (Initial)	% Solids (Extraction Solids)	DryWeight	Final	Extracted	Ext By	Spike	SpikeAmount	ClientMatrix	Analysis
1800284-01	0.10925 ✓	NA	NA	1000	12-Feb-18 11:30	HN			Drinking Water	537M PFAS DOD (LOQ as
1800284-02	0.11249 ✓	T	T	1000	12-Feb-18 11:30	HN			Drinking Water	537M PFAS DOD (LOQ as
1800284-03	0.11816 ✓			1000	12-Feb-18 11:30	HN			Drinking Water	537M PFAS DOD (LOQ as
1800284-04	0.11012 ✓			1000	12-Feb-18 11:30	HN			Drinking Water	537M PFAS DOD (LOQ as
1800284-05	0.1157 ✓			1000	12-Feb-18 11:30	HN			Drinking Water	537M PFAS DOD (LOQ as
1800284-06	0.11145 ✓			1000	12-Feb-18 11:30	HN			Drinking Water	537M PFAS DOD (LOQ as
1800284-07	0.11326 ✓			1000	12-Feb-18 11:30	HN			Drinking Water	537M PFAS DOD (LOQ as
1800284-08	0.11113 ✓			1000	12-Feb-18 11:30	HN			Drinking Water	537M PFAS DOD (LOQ as
1800284-09	0.1129 ✓			1000	12-Feb-18 11:30	HN			Drinking Water	537M PFAS DOD (LOQ as
1800284-10	0.11538 ✓			1000	12-Feb-18 11:30	HN			Drinking Water	537M PFAS DOD (LOQ as
1800284-11	0.11705 ✓			1000	12-Feb-18 11:30	HN			Drinking Water	537M PFAS DOD (LOQ as
1800284-12	0.11375 ✓			1000	12-Feb-18 11:30	HN			Drinking Water	537M PFAS DOD (LOQ as
1800284-13	0.11329 ✓			1000	12-Feb-18 11:30	HN			Drinking Water	537M PFAS DOD (LOQ as
1800284-14	0.10888 ✓			1000	12-Feb-18 11:30	HN			Drinking Water	537M PFAS DOD (LOQ as
1800284-15	0.11462 ✓			1000	12-Feb-18 11:30	HN			Drinking Water	537M PFAS DOD (LOQ as
1800284-16	0.11398 ✓			1000	12-Feb-18 11:30	HN			Drinking Water	537M PFAS DOD (LOQ as
1800284-17	0.11726 ✓			1000	12-Feb-18 11:30	HN			Drinking Water	537M PFAS DOD (LOQ as
B8B0071-BLK1	0.125 ✓			1000	12-Feb-18 11:30	HN				QC
B8B0071-BS1	0.125 ✓			1000	12-Feb-18 11:30	HN	17L2103 ✓	10 ✓		QC
B8B0071-MS1	0.11146 ✓			1000	12-Feb-18 11:30	HN	17L2103 ✓	10 ✓		QC
B8B0071-MSD1	0.11331 ✓			1000	12-Feb-18 11:30	HN	17L2103 ✓	10 ✓		QC

KC 2/13/18



Process Sheet  
 Workorder: **1800284**

Rx

Prep Expiration: 2018-Feb-20  
 Client: CH2M Hill

Workorder Due: **23-Feb-18 00:00**  
 TAT: 14

Method: **537M PFAS DOD (LOQ as mRL)**  
 Matrix: **Aqueous**

Prep Batch: 3880147

Version: 537 (14 Analyte)  
 DoD: **DoD QSM 5.1**

Prep Data Entered: 02/27/18 MA  
Date and Initials

Initial Sequence: \_\_\_\_\_

LabSampleID	A/B	Prep Rec	Spike Rec	ClientSampleID	Comments	Location	Container
<del>1800284-01</del>		<input type="checkbox"/>	<input type="checkbox"/>	<del>OF-RW65-0218</del>		WR-2 F-6	HDPE Bottle, 125 mL
1800284-02		<input type="checkbox"/>	<input type="checkbox"/>	OF-RW65P-0218		WR-2 F-6	HDPE Bottle, 125 mL
1800284-03		<input type="checkbox"/>	<input type="checkbox"/>	OF-FB65-0218		WR-2 F-6	HDPE Bottle, 125 mL
1800284-04		<input type="checkbox"/>	<input type="checkbox"/>	OF-RW49-0218		WR-2 F-6	HDPE Bottle, 125 mL
1800284-05		<input type="checkbox"/>	<input type="checkbox"/>	OF-FB49-0218		WR-2 F-6	HDPE Bottle, 125 mL
1800284-06		<input type="checkbox"/>	<input type="checkbox"/>	OF-RW41-0218	<b>MS/MSD</b>	WR-2 F-6	HDPE Bottle, 125 mL
1800284-07		<input type="checkbox"/>	<input type="checkbox"/>	OF-FB41-0218		WR-2 F-6	HDPE Bottle, 125 mL
1800284-08		<input type="checkbox"/>	<input type="checkbox"/>	OF-RW11-0218		WR-2 F-6	HDPE Bottle, 125 mL
1800284-09		<input type="checkbox"/>	<input type="checkbox"/>	OF-FB11-0218		WR-2 F-6	HDPE Bottle, 125 mL
1800284-10		<input type="checkbox"/>	<input type="checkbox"/>	OF-RW25-0218		WR-2 F-6	HDPE Bottle, 125 mL
1800284-11		<input type="checkbox"/>	<input type="checkbox"/>	OF-FB25-0218		WR-2 F-6	HDPE Bottle, 125 mL
1800284-12		<input type="checkbox"/>	<input type="checkbox"/>	OF-RW12-0218		WR-2 F-6	HDPE Bottle, 125 mL
1800284-13		<input type="checkbox"/>	<input type="checkbox"/>	OF-FB12-0218		WR-2 F-6	HDPE Bottle, 125 mL
1800284-14		<input type="checkbox"/>	<input type="checkbox"/>	OF-RW09-0218		WR-2 F-6	HDPE Bottle, 125 mL
<del>1800284-15</del>		<input type="checkbox"/>	<input type="checkbox"/>	<del>OF-FB09-0218</del>		WR-2 F-6	HDPE Bottle, 125 mL
1800284-16	B	<input checked="" type="checkbox"/>	<input checked="" type="checkbox"/>	OF-RW31-0218		WR-2 F-6	HDPE Bottle, 125 mL
<del>1800284-17</del>		<input type="checkbox"/>	<input type="checkbox"/>	<del>OF-FB31-0218</del>		WR-2 F-6	HDPE Bottle, 125 mL

Pre-Prep Check Out: HN 2/26/18  
 Pre-Prep Check In: NA

Prep Check Out: NA  
 Prep Check In: NA

Prep Reconciled Initials/Date: HN 2/26/18  
 Spike Reconciled Initials/Date: FR 2.26.18  
 VialBoxID: Sponge booty

PREPARATION BENCH SHEET

Matrix: Aqueous

Method: 537M PFAS

Method: 537M PFAS DOD (LOQ as mRL)

B8B0147

Chemist: HN

Prep Date/Time: 23-Feb-18 09:33

2/26/18 13:21

HN 2/26/18

Prepared using: LCMS - SPE Extraction-LCMS

Date/Initials: HN 2/26/18 BalanceID: HRMS-8

Cen	VISTA Sample ID	pH Before	pH After	Chlorine (Cl)	Drops HCl Added	Bottle + Sample (g)	Bottle Only (g)	Sample Amt. (L)	IS/NS CHEM/WIT DATE	SPE	RS CHEM/WIT DATE
<input type="checkbox"/>	B8B0147-BLK1	5	2	0	2	NA	NA	(0.250)	HN FR 2/26/18	HN 2/26/18	HN HN 2/26/18
<input type="checkbox"/>	B8B0147-BS1	5	2	0	2	↓	↓	(0.250)			
<input checked="" type="checkbox"/>	B8B0147-MS1 1800335-01	6	2	0	4	281.46	27.70	0.25376			
<input checked="" type="checkbox"/>	B8B0147-MSD1 1800335-01	6	2	0	4	284.18	27.54	0.251664			
<input type="checkbox"/>	1800284-16RE1	5	2	0	1	144.69	26.92	0.11777			
<input type="checkbox"/>	1800328-01	6	<u>HN 2/26/18</u> 2	0	1	141.75	26.91	0.11484			
<input type="checkbox"/>	1800330-01	6	1	0	3	137.76	26.66	0.11110			
<input checked="" type="checkbox"/>	1800335-01	6	2	0	4	292.39	27.76	0.26463			
<input checked="" type="checkbox"/>	1800335-02	6	2	0	3	289.36	28.10	0.261296			
<input checked="" type="checkbox"/>	1800335-03	6	2	0	3	285.44	26.98	0.25846 <u>NA 2/27/18</u>			
<input checked="" type="checkbox"/>	1800335-04	6	2	0	3	284.56	27.03	0.25753			
<input checked="" type="checkbox"/>	1800335-05	6	2	0	2	289.52	27.66	0.26186			
<input type="checkbox"/>	1800335-06	5	2	0	2	286.23	27.60	0.25863			
<input type="checkbox"/>	1800335-07	5	2	0	2	291.94	27.05	0.26489			
<input type="checkbox"/>	1800341-03RE1	6	2	0	<u>HN 2/26/18</u> 3	143.56	27.04	0.11652			
<input type="checkbox"/>	1800343-01	6	2	0	3	285.60	26.45	0.25915			

IS: <u>17L2601, 10<sub>μ</sub>L M</u> IS SUP: <u>NA</u> NS: <u>17L2103, 10<sub>μ</sub>L (V3)</u> RS: <u>17L2332, 10<sub>μ</sub>L M</u>	SPE Chem: <u>Strata-X-Adv 33<sub>μ</sub>m 200mg 6mL</u> Ele SOLV: <u>0.5% NH<sub>4</sub>OH in MeOH/MeOH</u> Final Volume(s) <u>1 mL</u>	Notes:
---	---	--------

Comments: Assume 1 g = 1 mL  
Cen = Centrifuged

PREPARATION BENCH SHEET

Matrix: Aqueous

Method: 537M PFAS

Method: 537M PFAS DOD (LOQ as mRL)

B8B0147

Chemist: HN

Prep Date/Time: ~~23 Feb 18 09:33~~  
2/26/18 13:21  
HN 2/26/18

Prepared using: LCMS - SPE Extraction-LCMS

		Date/Initials: HN 2/26/18				BalanceID: HRMS-8					
Cen	VISTA Sample ID	pH Before	pH After	Chlorine (Cl)	Drops HCl Added	Bottle + Sample (g)	Bottle Only (g)	Sample Amt. (L)	IS/NS CHEM/WIT DATE	SPE	RS CHEM/WIT DATE
<input type="checkbox"/>	1800343-02	6	2	0	3	287.75	26.39	0.26136	HN 7R 2/26/18	HN 2/26/18	HN 7R 2/26/18
<input type="checkbox"/>	1800346-01	5	2	0	1	143.76	26.63	0.11713	↓	↓	↓
<input type="checkbox"/>	1800346-02	5	2	0	1	139.89	26.72	0.11317	↓	↓	↓

IS: 17L2601, 10 mL M IS SUP: NB NS: 17L2103, 10 mL (V3) RS: 17L2332, 10 mL M	SPE Chem: Strata-X-AW 33 <sup>200mg</sup> 6mL Ele SOLV: 0.5% NH <sub>4</sub> OH in MeOH, MeOH Final Volume(s) 1 mL	Notes:
---	--	--------

Comments: Assume 1 g = 1 mL  
Cen = Centrifuged

Batch: B8B0147

Matrix: Aqueous

LabNumber	WetWeight (Initial)	% Solids (Extraction Solids)	DryWeight	Final	Extracted	Ext By	Spike	SpikeAmount	ClientMatrix	Analysis
1800284-16RE1	0.11777 ✓	NA	NA	1000	26-Feb-18 13:21	HN			Drinking Water	537M PFAS DOD (LOQ as
1800328-01	0.11484 ✓			1000	26-Feb-18 13:21	HN			Aqueous	537M PFAS
1800330-01	0.1111 ✓			1000	26-Feb-18 13:21	HN			Aqueous	537M PFAS
1800335-01	0.26463 ✓			1000	26-Feb-18 13:21	HN			Aqueous	537M PFAS DOD (LOQ as
<del>1800335-01</del>	<del>0.26463</del>			<del>1000</del>	<del>26-Feb-18 13:21</del>	<del>HN</del>	<del>MA 02/27/18</del>		<del>Aqueous</del>	<del>537M PFAS</del>
1800335-02	0.26126 ✓			1000	26-Feb-18 13:21	HN			Aqueous	537M PFAS DOD (LOQ as
1800335-03	0.25846 ✓			1000	26-Feb-18 13:21	HN			Aqueous	537M PFAS DOD (LOQ as
1800335-04	0.25753 ✓			1000	26-Feb-18 13:21	HN			Aqueous	537M PFAS DOD (LOQ as
1800335-05	0.26186 ✓			1000	26-Feb-18 13:21	HN			Aqueous	537M PFAS DOD (LOQ as
1800335-06	0.25863 ✓			1000	26-Feb-18 13:21	HN			Aqueous	537M PFAS DOD (LOQ as
1800335-07	0.26489 ✓			1000	26-Feb-18 13:21	HN			Aqueous	537M PFAS DOD (LOQ as
1800341-03RE1	0.11652 ✓			1000	26-Feb-18 13:21	HN			Aqueous	537M PFAS DOD (LOQ as
1800343-01	0.25915 ✓			1000	26-Feb-18 13:21	HN			Drinking Water	537M PFAS DOD (LOQ as
1800343-02	0.26136 ✓			1000	26-Feb-18 13:21	HN			Drinking Water	537M PFAS DOD (LOQ as
1800346-01	0.11713 ✓			1000	26-Feb-18 13:21	HN			Aqueous	537M PFAS DOD (LOQ as
1800346-02	0.11317 ✓			1000	26-Feb-18 13:21	HN			Aqueous	537M PFAS DOD (LOQ as
B8B0147-BLK1	0.25 ✓			1000	26-Feb-18 13:21	HN				QC
B8B0147-BS1	0.25 ✓			1000	26-Feb-18 13:21	HN	17L2103 ✓	10 ✓		QC
B8B0147-MS1	0.25376 ✓			1000	26-Feb-18 13:21	HN	17L2103 ✓	10 ✓		QC
B8B0147-MSD1	0.25664 ✓			1000	26-Feb-18 13:21	HN	17L2103 ✓	10 ✓		QC

✓ MA 02/27/18

**SAMPLE DATA – MODIFIED EPA METHOD 537**

Dataset: F:\Projects\PFAS.PRO\Results\180222M1\180222M1-91.qld

Last Altered: Sunday, February 25, 2018 13:49:52 Pacific Standard Time

Printed: Sunday, February 25, 2018 13:51:20 Pacific Standard Time

Method: F:\Projects\PFAS.PRO\MethDB\PFAS\_FULL\_80C\_022218.mdb 23 Feb 2018 08:58:55

Calibration: F:\Projects\PFAS.PRO\CurveDB\C18\_VAL-PFAS\_Q4\_02-22-18-FULL.cdb 23 Feb 2018 10:57:03

Name: 180222M1\_91, Date: 23-Feb-2018, Time: 07:39:52, ID: B8B0071-BLK1 Method Blank 0.125, Description: Method Blank

	# Name	Trace	Area	IS Area	Wt./Vol.	RRF	Pred.RT	RT	y Axis Resp.	Conc.	%Rec
1	3 PFBS	299.0 > 79.7	2.86e0	1.33e3	0.125		2.60	2.53	0.0268	0.7626	
2	5 PFHxA	313.2 > 268.9		2.35e3	0.125		3.19				
3	7 PFHpA	363.0 > 318.9		6.40e3	0.125		3.81				
4	8 L-PFHxS	398.9 > 79.6	3.35e0	9.84e2	0.125		3.85	3.78	0.0426	0.5048	
5	11 L-PFOA	413 > 368.7	1.16e2	1.12e4	0.125		4.22	4.15	0.129	0.3332	
6	14 PFNA	463.0 > 418.8		6.62e3	0.125		4.76				
7	16 L-PFOS	499 > 79.9		2.50e3	0.125		4.74				
8	18 PFDA	513 > 468.8		5.91e3	0.125		5.14				
9	21 N-MeFOSAA	570.1 > 419		3.05e3	0.125		5.29				
10	22 N-EtFOSAA	584.2 > 419		3.41e3	0.125		5.45				
11	23 PFUdA	563.0 > 518.9		7.80e3	0.125		5.46				

Dataset: F:\Projects\PFAS.PRO\Results\180222M1\180222M1-91.qld

Last Altered: Sunday, February 25, 2018 13:49:52 Pacific Standard Time

Printed: Sunday, February 25, 2018 13:51:31 Pacific Standard Time

Method: F:\Projects\PFAS.PRO\MethDB\PFAS\_FULL\_80C\_022218.mdb 23 Feb 2018 08:58:55

Calibration: F:\Projects\PFAS.PRO\CurveDB\C18\_VAL-PFAS\_Q4\_02-22-18-FULL.cdb 23 Feb 2018 10:57:03

Name: 180222M1\_91, Date: 23-Feb-2018, Time: 07:39:52, ID: B8B0071-BLK1 Method Blank 0.125, Description: Method Blank

#	Name	Trace	Area	IS Area	Wt./Vol.	RRF	Pred.RT	RT	y Axis Resp.	Conc.	%Rec	
1	25	PFDoA	612.9 > 569.0	8.32e3	0.125		5.74					
2	27	PFTTrDA	662.9 > 618.9	8.32e3	0.125		5.98					
3	28	PFTeDA	712.9 > 668.8	3.32e3	0.125		6.20					
4	36	13C3-PFBS	302. > 98.8	1.33e3	9.06e3	0.125	0.120	2.69	2.53	1.84	122.5665	122.6
5	37	13C2-PFHxA	315 > 269.8	2.35e3	9.06e3	0.125	0.760	3.19	3.02	3.24	34.1128	85.3
6	38	13C4-PFHpA	367.2 > 321.8	6.40e3	9.06e3	0.125	0.729	3.81	3.63	8.83	96.8848	96.9
7	39	18O2-PFHxS	403.0 > 102.6	9.84e2	2.96e3	0.125	0.367	3.96	3.78	4.15	90.4203	90.4
8	40	13C2-PFOA	414.9 > 369.7	1.12e4	1.00e4	0.125	1.225	4.33	4.15	14.0	91.5206	91.5
9	41	13C5-PFNA	468.2 > 422.9	6.62e3	9.24e3	0.125	0.936	4.76	4.58	8.95	76.5154	76.5
10	42	13C8-PFOSA	506.1 > 77.7	1.21e3	9.62e3	0.125	0.235	4.83	4.64	1.57	53.5243	53.5
11	43	13C8-PFOS	507.0 > 79.9	2.50e3	2.61e3	0.125	1.018	4.84	4.66	12.0	93.9497	93.9
12	44	13C2-PFDA	515.1 > 469.9	5.91e3	7.78e3	0.125	0.977	5.14	4.95	9.49	77.7646	77.8
13	45	d3-N-MeFOSAA	573.3 > 419	3.05e3	9.62e3	0.125	0.405	5.29	5.10	3.96	78.2581	78.3
14	46	d5-N-EtFOSAA	589.3 > 419	3.41e3	9.62e3	0.125	0.419	5.45	5.26	4.43	84.5606	84.6
15	47	13C2-PFUdA	565 > 519.8	7.80e3	9.62e3	0.125	1.045	5.46	5.28	10.1	77.5892	77.6
16	48	13C2-PFDoA	615.0 > 569.7	8.32e3	9.62e3	0.125	0.832	5.74	5.56	10.8	103.9062	103.9
17	49	d3-N-MeFOSA	515.2 > 168.9		9.62e3	0.125	0.109	5.84				
18	50	13C2-PFTeDA	714.8 > 669.6	3.32e3	9.62e3	0.125	0.313	6.20	6.03	4.32	110.2000	110.2
19	51	d5-N-ETFOSA	531.1 > 168.9		9.62e3	0.125	0.160	6.22				
20	52	13C2-PFHxDA	815 > 769.7	3.13e3	9.62e3	0.125	0.648	6.51	6.38	4.07	50.2233	125.6
21	53	d7-N-MeFOSE	623.1 > 58.9		9.62e3	0.125	0.150	6.31				
22	54	d9-N-EtFOSE	639.2 > 58.8		9.62e3	0.125	0.142	6.45				
23	55	13C4-PFBA	217. > 171.8	7.27e3	7.27e3	0.125	1.000	1.46	1.29	12.5	100.0000	100.0
24	56	13C5-PFHxA	318 > 272.9	9.06e3	9.06e3	0.125	1.000	3.19	3.02	12.5	100.0000	100.0
25	57	13C3-PFHxS	401.9 > 79.9	2.96e3	2.96e3	0.125	1.000	3.96	3.78	12.5	100.0000	100.0
26	58	13C8-PFOA	421.3 > 376	1.00e4	1.00e4	0.125	1.000	4.33	4.15	12.5	100.0000	100.0
27	59	13C9-PFNA	472.2 > 426.9	9.24e3	9.24e3	0.125	1.000	4.70	4.58	12.5	100.0000	100.0
28	60	13C4-PFOS	503 > 79.9	2.61e3	2.61e3	0.125	1.000	4.84	4.66	12.5	100.0000	100.0
29	61	13C6-PFDA	519.1 > 473.7	7.78e3	7.78e3	0.125	1.000	5.14	4.95	12.5	100.0000	100.0
30	62	13C7-PFUdA	570.1 > 524.8	9.62e3	9.62e3	0.125	1.000	5.46	5.28	12.5	100.0000	100.0
31	63	Total PFHxS	398.9 > 79.6	3.35e0	9.84e2	0.125		3.85		0.0426	0.5048	
32	64	Total PFOA	413 > 368.7	1.16e2	1.12e4	0.125		4.21		0.129	0.3332	

Dataset: F:\Projects\PFAS.PRO\Results\180222M1\180222M1-91.qld

Last Altered: Sunday, February 25, 2018 13:49:52 Pacific Standard Time

Printed: Sunday, February 25, 2018 13:51:31 Pacific Standard Time

Name: 180222M1\_91, Date: 23-Feb-2018, Time: 07:39:52, ID: B8B0071-BLK1 Method Blank 0.125, Description: Method Blank

	# Name	Trace	Area	IS Area	Wt./Vol.	RRF	Pred.RT	RT	y Axis Resp.	Conc.	%Rec
33	65 Total PFOS	499 > 79.9	0.00e0	2.50e3	0.125		4.73		0.000		
34	66 Total N-MeFOSAA	570.1 > 419	0.00e0	3.05e3	0.125		5.29		0.000		
35	67 Total N-EtFOSAA	584.2 > 419	0.00e0	3.41e3	0.125		5.45		0.000		



Dataset: F:\Projects\PFAS.PRO\Results\180222M1\180222M1-91.qld

Last Altered: Sunday, February 25, 2018 13:49:52 Pacific Standard Time

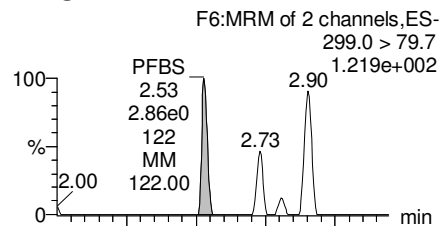
Printed: Sunday, February 25, 2018 13:51:31 Pacific Standard Time

Method: F:\Projects\PFAS.PRO\MethDB\PFAS\_FULL\_80C\_022218.mdb 23 Feb 2018 08:58:55

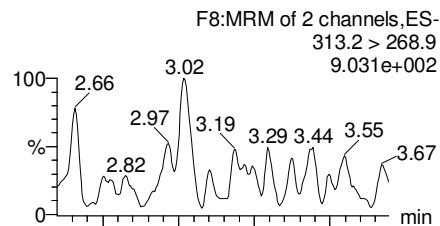
Calibration: F:\Projects\PFAS.PRO\CurveDB\C18\_VAL-PFAS\_Q4\_02-22-18-FULL.cdb 23 Feb 2018 10:57:03

Name: 180222M1\_91, Date: 23-Feb-2018, Time: 07:39:52, ID: B8B0071-BLK1 Method Blank 0.125, Description: Method Blank

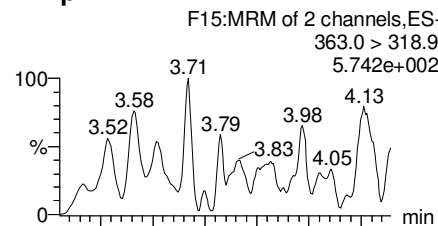
**PFBS**



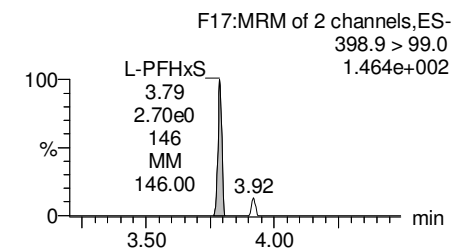
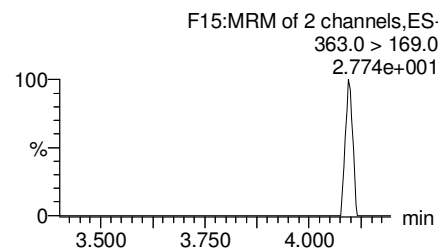
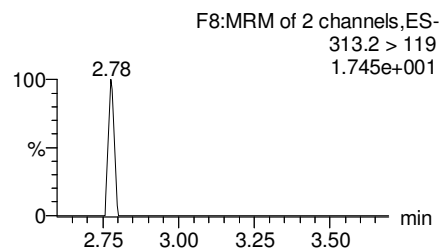
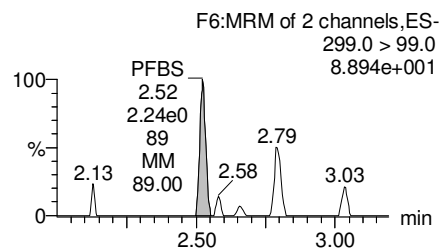
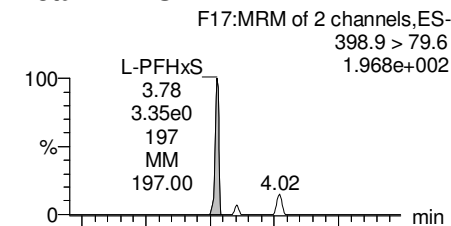
**PFHxA**



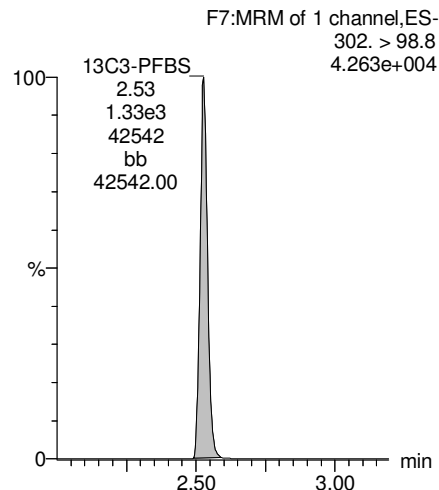
**PFHpA**



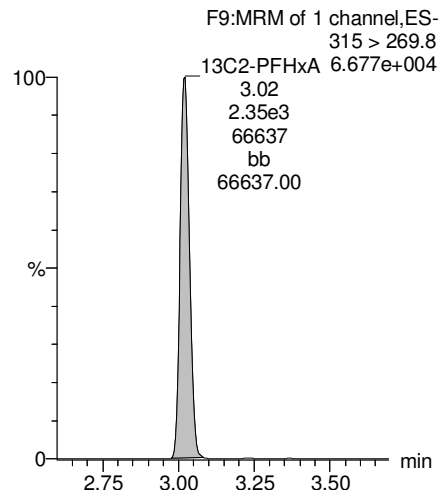
**Total PFHxS**



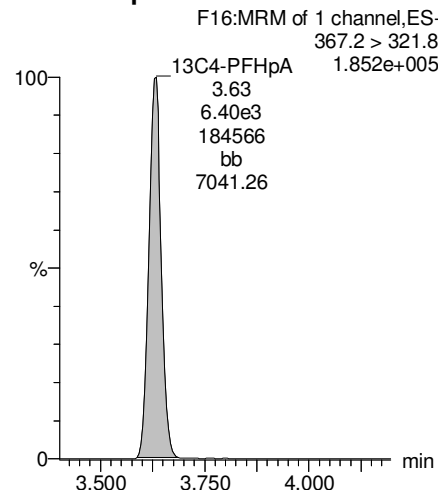
**13C3-PFBS**



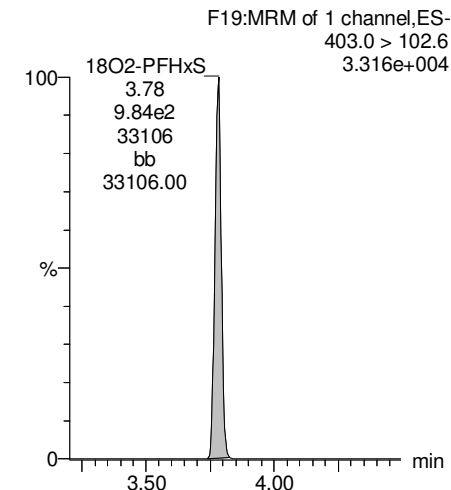
**13C2-PFHxA**



**13C4-PFHpA**



**18O2-PFHxS**



Dataset: F:\Projects\PFAS.PRO\Results\180222M1\180222M1-91.qld

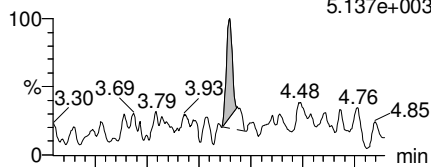
Last Altered: Sunday, February 25, 2018 13:49:52 Pacific Standard Time

Printed: Sunday, February 25, 2018 13:51:31 Pacific Standard Time

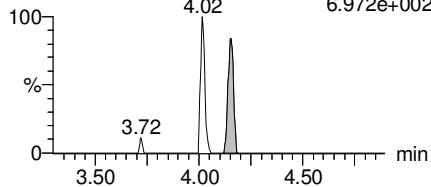
Name: 180222M1\_91, Date: 23-Feb-2018, Time: 07:39:52, ID: B8B0071-BLK1 Method Blank 0.125, Description: Method Blank

**Total PFOA**

F20:MRM of 2 channels,ES-  
413 > 368.7  
5.137e+003

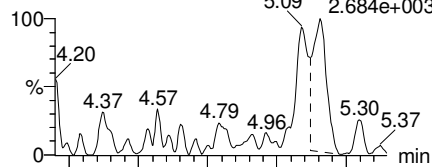


F20:MRM of 2 channels,ES-  
413 > 169  
6.972e+002

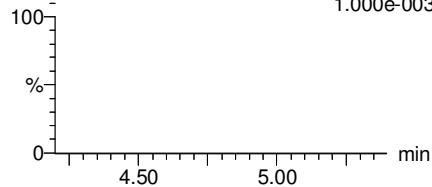


**PFNA**

F26:MRM of 2 channels,ES-  
463.0 > 418.8  
2.684e+003

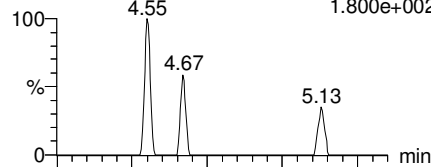


F26:MRM of 2 channels,ES-  
463.0 > 219.0  
1.000e-003

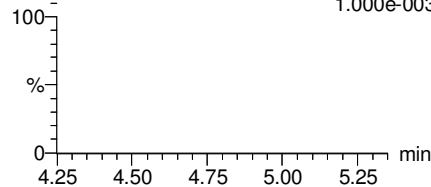


**Total PFOS**

F31:MRM of 2 channels,ES-  
499 > 79.9  
1.800e+002

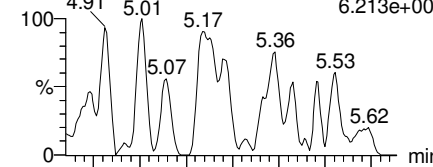


F31:MRM of 2 channels,ES-  
499 > 99  
1.000e-003

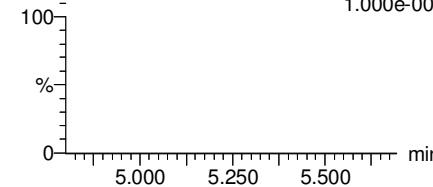


**PFDA**

F36:MRM of 2 channels,ES-  
513 > 468.8  
6.213e+002

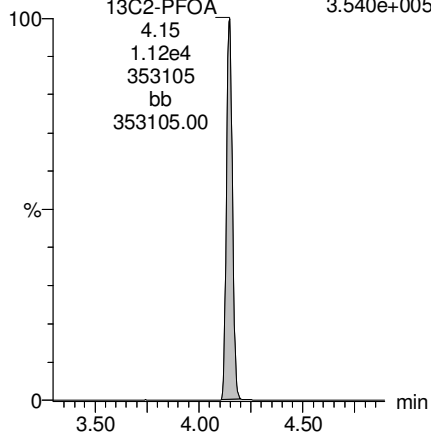


F36:MRM of 2 channels,ES-  
513 > 219  
1.000e-003



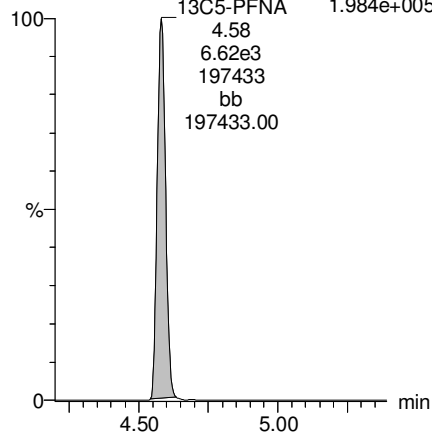
**13C2-PFOA**

F21:MRM of 1 channel,ES-  
414.9 > 369.7  
3.540e+005



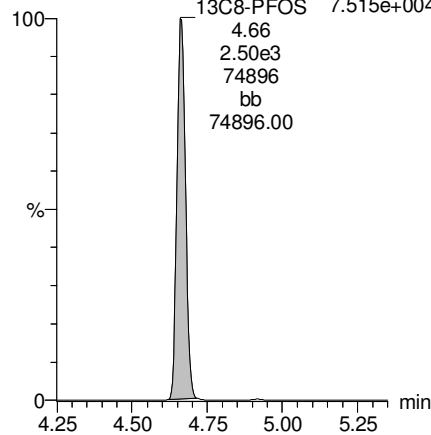
**13C5-PFNA**

F27:MRM of 1 channel,ES-  
468.2 > 422.9  
1.984e+005



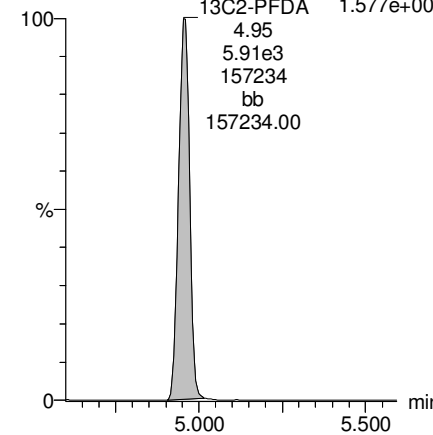
**13C8-PFOS**

F34:MRM of 1 channel,ES-  
507.0 > 79.9  
7.515e+004



**13C2-PFDA**

F37:MRM of 1 channel,ES-  
515.1 > 469.9  
1.577e+005



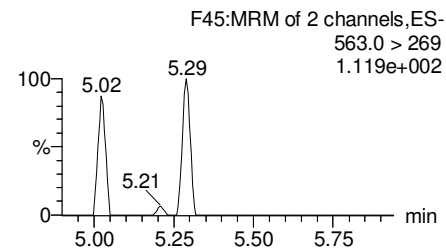
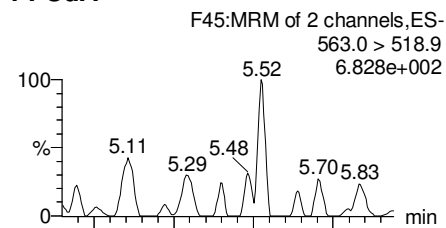
Dataset: F:\Projects\PFAS.PRO\Results\180222M1\180222M1-91.qld

Last Altered: Sunday, February 25, 2018 13:49:52 Pacific Standard Time

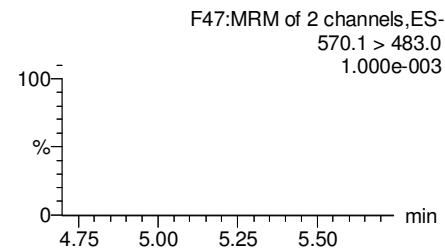
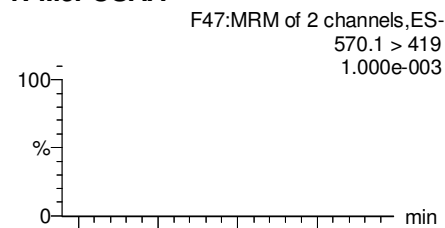
Printed: Sunday, February 25, 2018 13:51:31 Pacific Standard Time

Name: 180222M1\_91, Date: 23-Feb-2018, Time: 07:39:52, ID: B8B0071-BLK1 Method Blank 0.125, Description: Method Blank

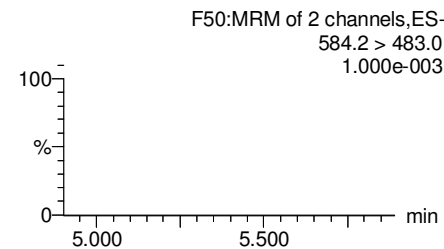
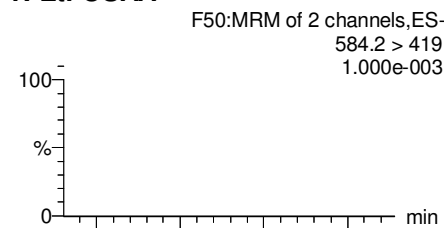
**PFUdA**



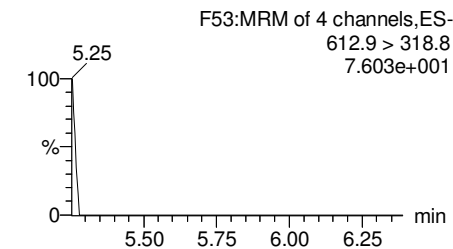
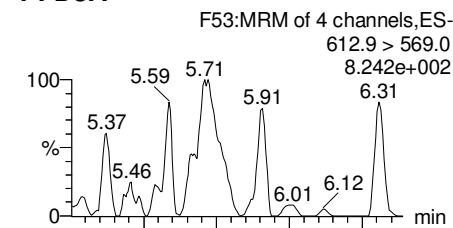
**N-MeFOSAA**



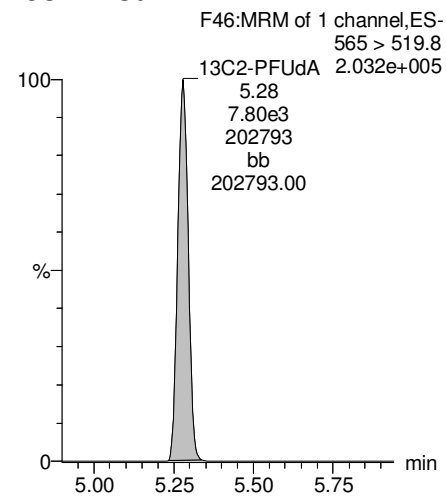
**N-EtFOSAA**



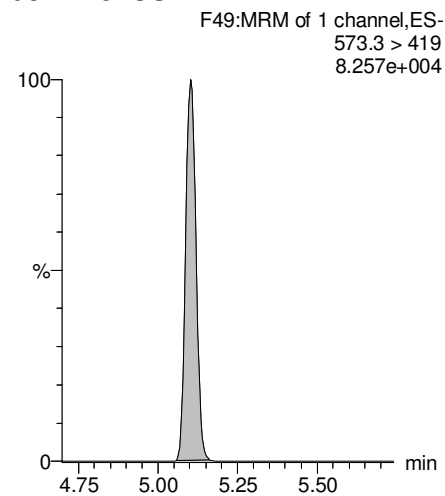
**PFDaA**



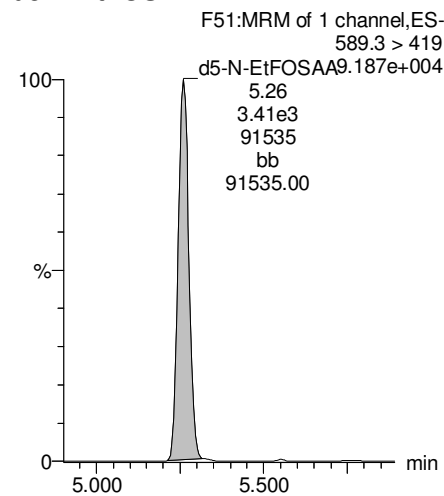
**13C2-PFUdA**



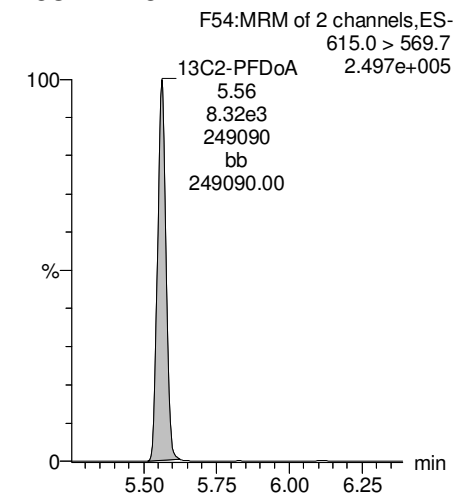
**d3-N-MeFOSAA**



**d5-N-EtFOSAA**



**13C2-PFDaA**



Dataset: F:\Projects\PFAS.PRO\Results\180222M1\180222M1-91.qld

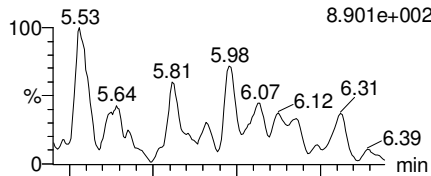
Last Altered: Sunday, February 25, 2018 13:49:52 Pacific Standard Time

Printed: Sunday, February 25, 2018 13:51:31 Pacific Standard Time

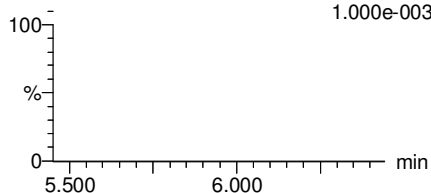
Name: 180222M1\_91, Date: 23-Feb-2018, Time: 07:39:52, ID: B8B0071-BLK1 Method Blank 0.125, Description: Method Blank

**PFTrDA**

F59:MRM of 2 channels,ES-  
662.9 > 618.9  
8.901e+002

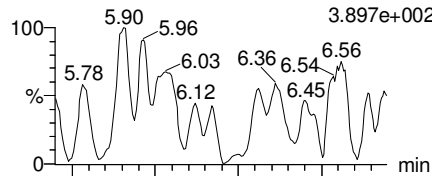


F59:MRM of 2 channels,ES-  
662.9 > 319  
1.000e-003

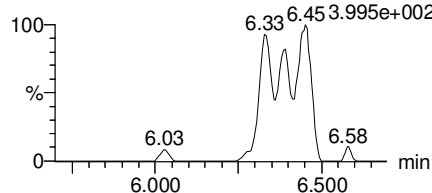


**PFTeDA**

F60:MRM of 2 channels,ES-  
712.9 > 668.8  
3.897e+002

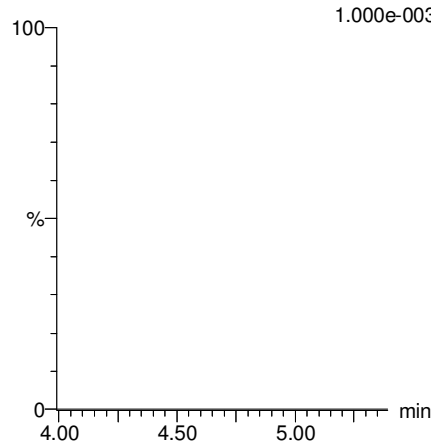


F60:MRM of 2 channels,ES-  
712.9 > 369  
3.995e+002



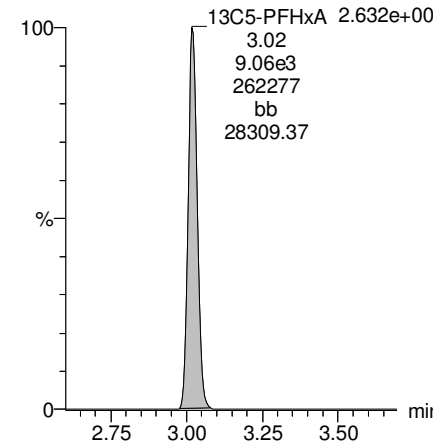
**TCDA**

F30:MRM of 3 channels,ES-  
498.3 > 106.9  
1.000e-003



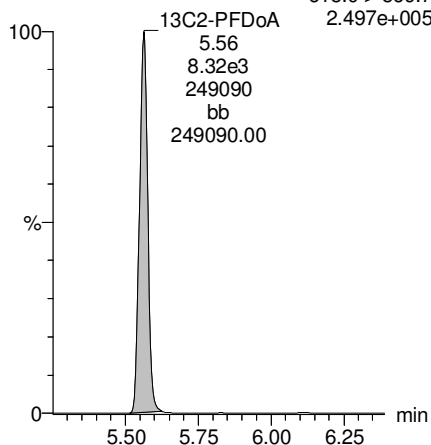
**13C5-PFHxA**

F10:MRM of 1 channel,ES-  
318 > 272.9  
2.632e+005



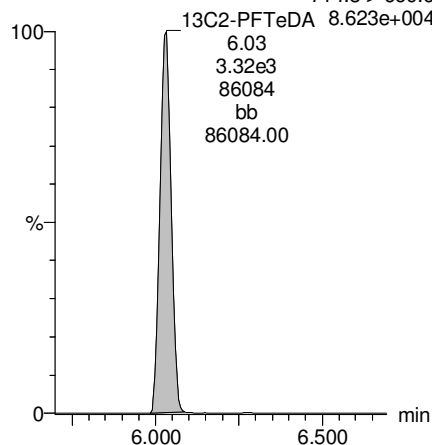
**13C2-PFDoA**

F54:MRM of 2 channels,ES-  
615.0 > 569.7  
2.497e+005



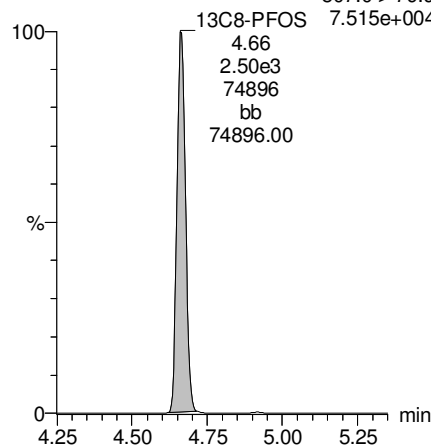
**13C2-PFTeDA**

F61:MRM of 2 channels,ES-  
714.8 > 669.6  
8.623e+004



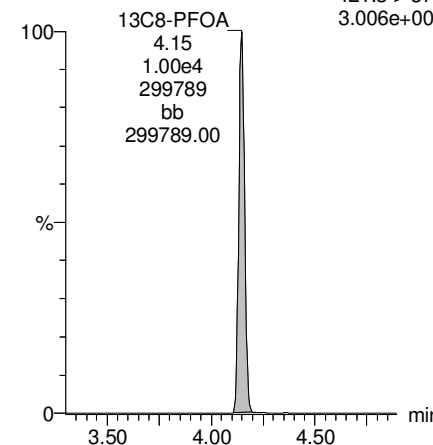
**13C8-PFOS**

F34:MRM of 1 channel,ES-  
507.0 > 79.9  
7.515e+004



**13C8-PFOA**

F22:MRM of 1 channel,ES-  
421.3 > 376  
3.006e+005



Dataset: F:\Projects\PFAS.PRO\Results\180222M1\180222M1-91.qld

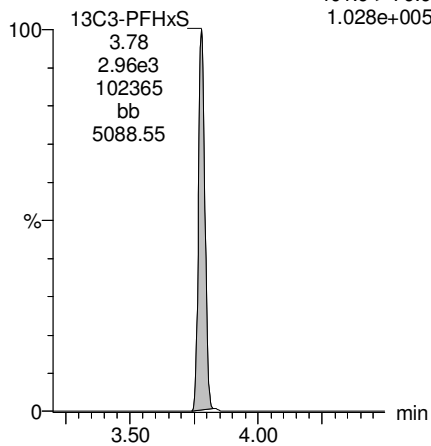
Last Altered: Sunday, February 25, 2018 13:49:52 Pacific Standard Time

Printed: Sunday, February 25, 2018 13:51:31 Pacific Standard Time

Name: 180222M1\_91, Date: 23-Feb-2018, Time: 07:39:52, ID: B8B0071-BLK1 Method Blank 0.125, Description: Method Blank

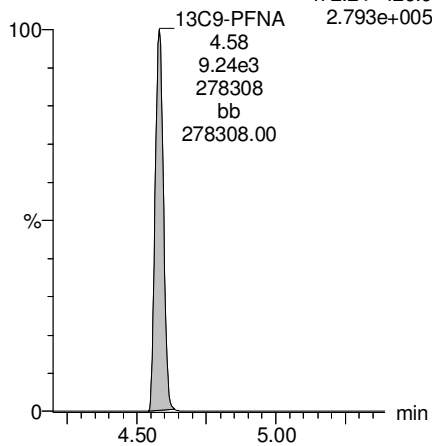
**13C3-PFHxS**

F18:MRM of 1 channel,ES-  
401.9 > 79.9  
1.028e+005



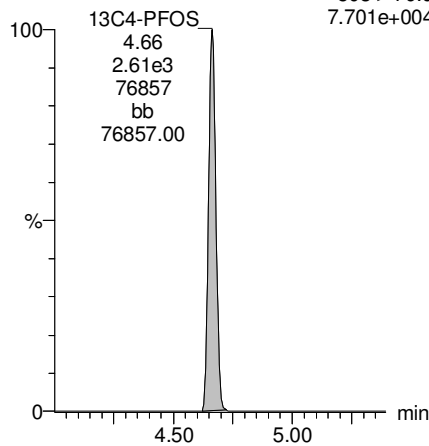
**13C9-PFNA**

F28:MRM of 1 channel,ES-  
472.2 > 426.9  
2.793e+005



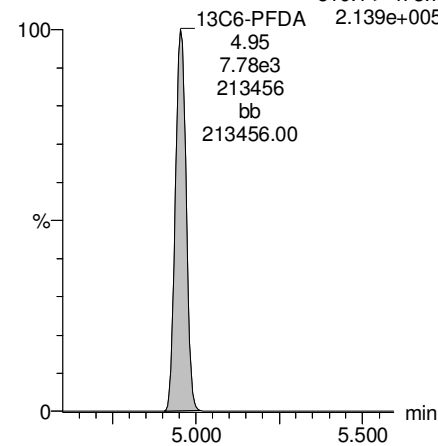
**13C4-PFOS**

F32:MRM of 1 channel,ES-  
503 > 79.9  
7.701e+004



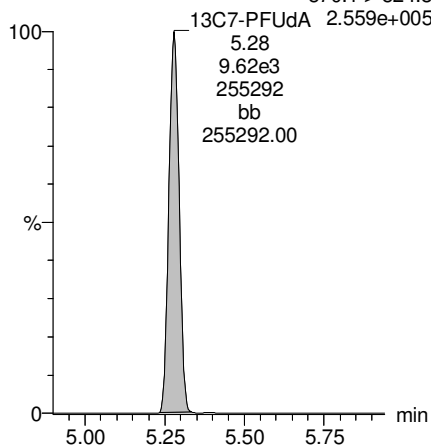
**13C6-PFDA**

F39:MRM of 1 channel,ES-  
519.1 > 473.7  
2.139e+005



**13C7-PFUDA**

F48:MRM of 1 channel,ES-  
570.1 > 524.8  
2.559e+005



Dataset: F:\Projects\PFAS.PRO\Results\180222M1\180222M1-90.qld

Last Altered: Sunday, February 25, 2018 13:40:12 Pacific Standard Time

Printed: Sunday, February 25, 2018 13:47:27 Pacific Standard Time

Method: F:\Projects\PFAS.PRO\MethDB\PFAS\_FULL\_80C\_022218.mdb 23 Feb 2018 08:58:55

Calibration: F:\Projects\PFAS.PRO\CurveDB\C18\_VAL-PFAS\_Q4\_02-22-18-FULL.cdb 23 Feb 2018 10:57:03

Name: 180222M1\_90, Date: 23-Feb-2018, Time: 07:28:22, ID: B8B0071-BS1 OPR 0.125, Description: OPR

	# Name	Trace	Area	IS Area	Wt./Vol.	RRF	Pred.RT	RT	y Axis Resp.	Conc.	%Rec
1	3 PFBS	299.0 > 79.7	2.20e3	1.34e3	0.125		2.60	2.53	20.4	85.8503	107.3
2	5 PFHxA	313.2 > 268.9	8.94e3	2.89e3	0.125		3.19	3.02	15.5	82.8299	103.5
3	7 PFHpA	363.0 > 318.9	7.17e3	7.13e3	0.125		3.81	3.63	12.6	75.5610	94.5
4	8 L-PFHxS	398.9 > 79.6	1.76e3	1.03e3	0.125		3.85	3.78	21.4	93.7532	117.2
5	11 L-PFOA	413 > 368.7	9.57e3	1.13e4	0.125		4.22	4.15	10.6	91.0112	113.8
6	14 PFNA	463.0 > 418.8	1.01e4	9.35e3	0.125		4.76	4.58	13.5	86.0891	107.6
7	16 L-PFOS	499 > 79.9	2.50e3	3.09e3	0.125		4.74	4.67	10.1	71.7498	89.7
8	18 PFDA	513 > 468.8	1.05e4	8.99e3	0.125		5.14	4.95	14.6	91.1743	114.0
9	21 N-MeFOSAA	570.1 > 419	4.79e3	3.54e3	0.125		5.29	5.11	16.9	96.6318	120.8
10	22 N-EtFOSAA	584.2 > 419	3.80e3	4.16e3	0.125		5.45	5.26	11.4	81.3781	101.7
11	23 PFUdA	563.0 > 518.9	1.03e4	1.00e4	0.125		5.46	5.28	12.9	100.3975	125.5

Dataset: F:\Projects\PFAS.PRO\Results\180222M1\180222M1-90.qld

Last Altered: Sunday, February 25, 2018 13:40:12 Pacific Standard Time

Printed: Sunday, February 25, 2018 13:47:38 Pacific Standard Time

Method: F:\Projects\PFAS.PRO\MethDB\PFAS\_FULL\_80C\_022218.mdb 23 Feb 2018 08:58:55

Calibration: F:\Projects\PFAS.PRO\CurveDB\C18\_VAL-PFAS\_Q4\_02-22-18-FULL.cdb 23 Feb 2018 10:57:03

Name: 180222M1\_90, Date: 23-Feb-2018, Time: 07:28:22, ID: B8B0071-BS1 OPR 0.125, Description: OPR

#	Name	Trace	Area	IS Area	Wt./Vol.	RRF	Pred.RT	RT	y Axis Resp.	Conc.	%Rec
1	25 PFD <sub>o</sub> A	612.9 > 569.0	1.07e4	8.21e3	0.125		5.74	5.56	16.3	108.9880	136.2
2	27 PFT <sub>r</sub> DA	662.9 > 618.9	1.20e4	8.21e3	0.125		5.98	5.81	18.3	95.4816	119.4
3	28 PFT <sub>e</sub> DA	712.9 > 668.8	9.29e3	4.72e3	0.125		6.20	6.03	24.6	85.4414	106.8
4	36 13C3-PFBS	302. > 98.8	1.34e3	1.08e4	0.125	0.120	2.69	2.53	1.56	103.9858	104.0
5	37 13C2-PFH <sub>x</sub> A	315 > 269.8	2.89e3	1.08e4	0.125	0.760	3.19	3.02	3.36	35.3460	88.4
6	38 13C4-PFH <sub>p</sub> A	367.2 > 321.8	7.13e3	1.08e4	0.125	0.729	3.81	3.63	8.28	90.8698	90.9
7	39 18O2-PFH <sub>x</sub> S	403.0 > 102.6	1.03e3	3.12e3	0.125	0.367	3.96	3.78	4.13	90.0013	90.0
8	40 13C2-PFOA	414.9 > 369.7	1.13e4	9.93e3	0.125	1.225	4.33	4.15	14.2	92.9575	93.0
9	41 13C5-PFNA	468.2 > 422.9	9.35e3	1.19e4	0.125	0.936	4.76	4.58	9.81	83.8208	83.8
10	42 13C8-PFOA	506.1 > 77.7	1.54e3	1.27e4	0.125	0.235	4.83	4.64	1.52	51.6882	51.7
11	43 13C8-PFOS	507.0 > 79.9	3.09e3	3.39e3	0.125	1.018	4.84	4.66	11.4	89.5716	89.6
12	44 13C2-PFDA	515.1 > 469.9	8.99e3	1.38e4	0.125	0.977	5.14	4.95	8.16	66.8549	66.9
13	45 d3-N-MeFOSAA	573.3 > 419	3.54e3	1.27e4	0.125	0.405	5.29	5.11	3.49	68.9799	69.0
14	46 d5-N-EtFOSAA	589.3 > 419	4.16e3	1.27e4	0.125	0.419	5.45	5.26	4.09	78.2312	78.2
15	47 13C2-PFU <sub>d</sub> A	565 > 519.8	1.00e4	1.27e4	0.125	1.045	5.46	5.28	9.90	75.7961	75.8
16	48 13C2-PFD <sub>o</sub> A	615.0 > 569.7	8.21e3	1.27e4	0.125	0.832	5.74	5.56	8.08	77.7106	77.7
17	49 d3-N-MeFOSA	515.2 > 168.9		1.27e4	0.125	0.109	5.84				
18	50 13C2-PFT <sub>e</sub> DA	714.8 > 669.6	4.72e3	1.27e4	0.125	0.313	6.20	6.03	4.65	118.6323	118.6
19	51 d5-N-ETFOSA	531.1 > 168.9		1.27e4	0.125	0.160	6.22				
20	52 13C2-PFH <sub>x</sub> DA	815 > 769.7	2.90e3	1.27e4	0.125	0.648	6.51	6.38	2.85	35.2160	88.0
21	53 d7-N-MeFOSE	623.1 > 58.9		1.27e4	0.125	0.150	6.31				
22	54 d9-N-EtFOSE	639.2 > 58.8		1.27e4	0.125	0.142	6.45				
23	55 13C4-PFBA	217. > 171.8	8.52e3	8.52e3	0.125	1.000	1.46	1.29	12.5	100.0000	100.0
24	56 13C5-PFH <sub>x</sub> A	318 > 272.9	1.08e4	1.08e4	0.125	1.000	3.19	3.02	12.5	100.0000	100.0
25	57 13C3-PFH <sub>x</sub> S	401.9 > 79.9	3.12e3	3.12e3	0.125	1.000	3.96	3.78	12.5	100.0000	100.0
26	58 13C8-PFOA	421.3 > 376	9.93e3	9.93e3	0.125	1.000	4.33	4.15	12.5	100.0000	100.0
27	59 13C9-PFNA	472.2 > 426.9	1.19e4	1.19e4	0.125	1.000	4.70	4.58	12.5	100.0000	100.0
28	60 13C4-PFOS	503 > 79.9	3.39e3	3.39e3	0.125	1.000	4.84	4.67	12.5	100.0000	100.0
29	61 13C6-PFDA	519.1 > 473.7	1.38e4	1.38e4	0.125	1.000	5.14	4.95	12.5	100.0000	100.0
30	62 13C7-PFU <sub>d</sub> A	570.1 > 524.8	1.27e4	1.27e4	0.125	1.000	5.46	5.28	12.5	100.0000	100.0
31	63 Total PFH <sub>x</sub> S	398.9 > 79.6	1.76e3	1.03e3	0.125		3.85		21.4	93.7532	
32	64 Total PFOA	413 > 368.7	9.57e3	1.13e4	0.125		4.21		10.6	91.0112	

Dataset: F:\Projects\PFAS.PRO\Results\180222M1\180222M1-90.qld

Last Altered: Sunday, February 25, 2018 13:40:12 Pacific Standard Time

Printed: Sunday, February 25, 2018 13:47:38 Pacific Standard Time

Name: 180222M1\_90, Date: 23-Feb-2018, Time: 07:28:22, ID: B8B0071-BS1 OPR 0.125, Description: OPR

	# Name	Trace	Area	IS Area	Wt./Vol.	RRF	Pred.RT	RT	y Axis Resp.	Conc.	%Rec
33	65 Total PFOS	499 > 79.9	2.50e3	3.09e3	0.125		4.73		10.1	71.7498	
34	66 Total N-MeFOSAA	570.1 > 419	4.79e3	3.54e3	0.125		5.29		16.9	96.6318	
35	67 Total N-EtFOSAA	584.2 > 419	3.80e3	4.16e3	0.125		5.45		11.4	81.3781	



Dataset: F:\Projects\PFAS.PRO\Results\180222M1\180222M1-90.qld

Last Altered: Sunday, February 25, 2018 13:40:12 Pacific Standard Time

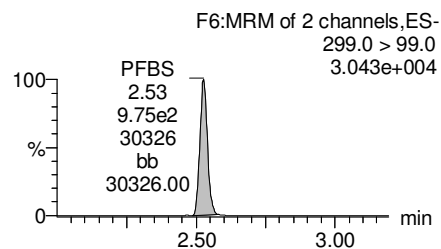
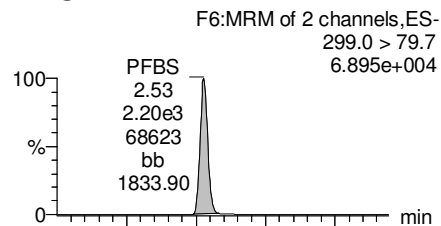
Printed: Sunday, February 25, 2018 13:47:38 Pacific Standard Time

Method: F:\Projects\PFAS.PRO\MethDB\PFAS\_FULL\_80C\_022218.mdb 23 Feb 2018 08:58:55

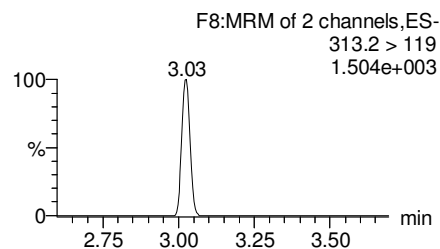
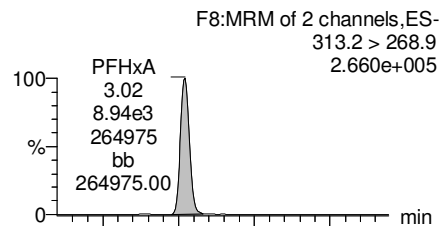
Calibration: F:\Projects\PFAS.PRO\CurveDB\C18\_VAL-PFAS\_Q4\_02-22-18-FULL.cdb 23 Feb 2018 10:57:03

Name: 180222M1\_90, Date: 23-Feb-2018, Time: 07:28:22, ID: B8B0071-BS1 OPR 0.125, Description: OPR

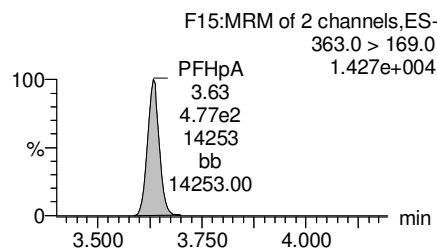
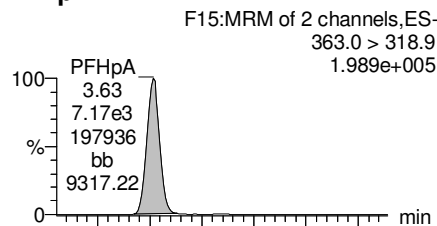
**PFBS**



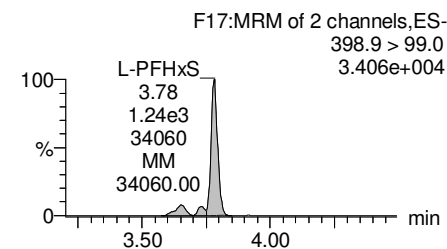
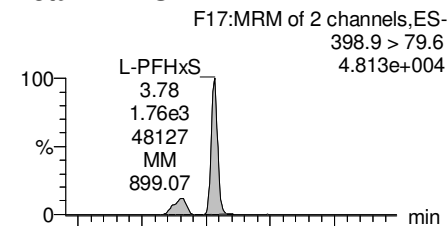
**PFHxA**



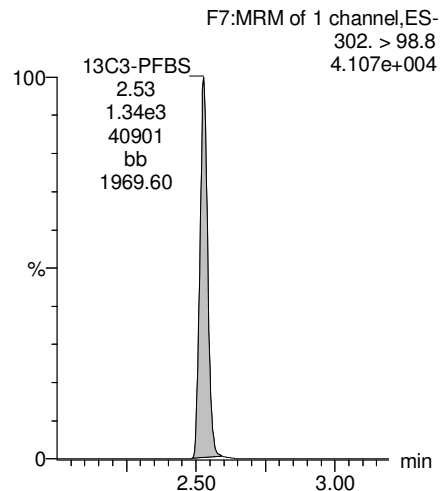
**PFHpA**



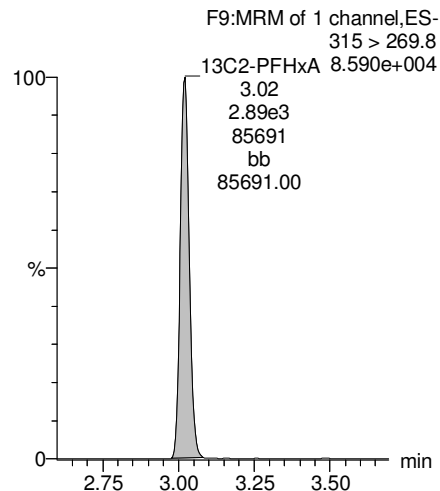
**Total PFHxS**



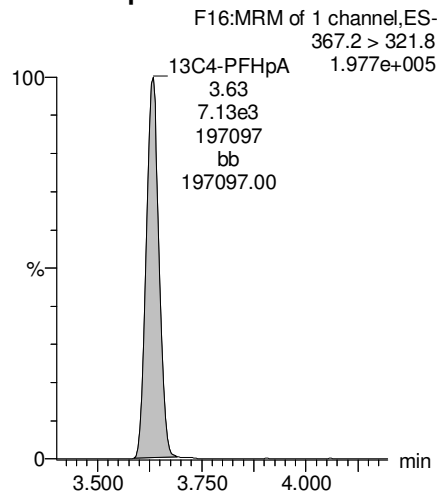
**13C3-PFBS**



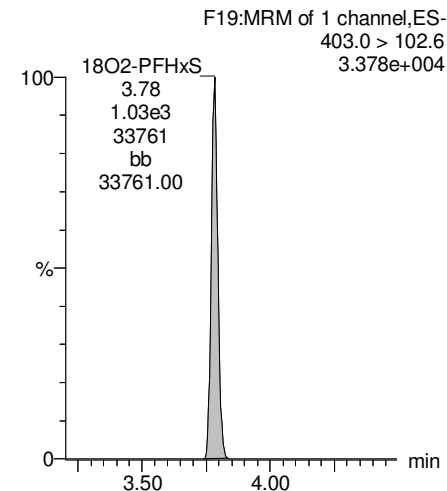
**13C2-PFHxA**



**13C4-PFHpA**



**18O2-PFHxS**



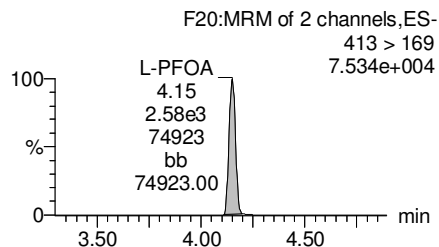
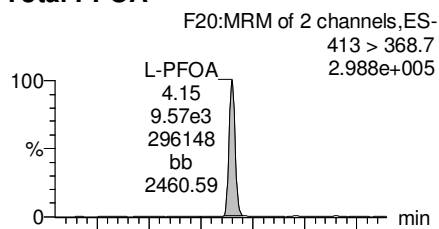
Dataset: F:\Projects\PFAS.PRO\Results\180222M1\180222M1-90.qld

Last Altered: Sunday, February 25, 2018 13:40:12 Pacific Standard Time

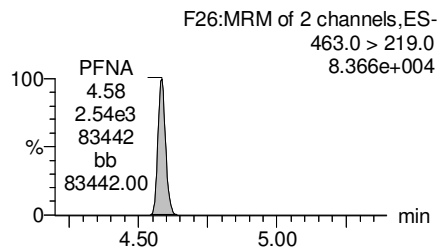
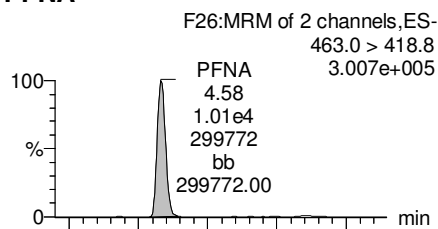
Printed: Sunday, February 25, 2018 13:47:38 Pacific Standard Time

Name: 180222M1\_90, Date: 23-Feb-2018, Time: 07:28:22, ID: B8B0071-BS1 OPR 0.125, Description: OPR

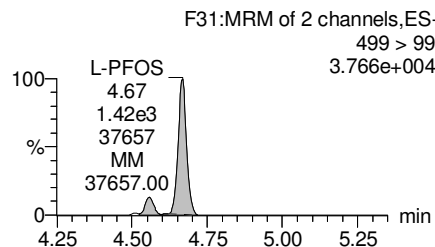
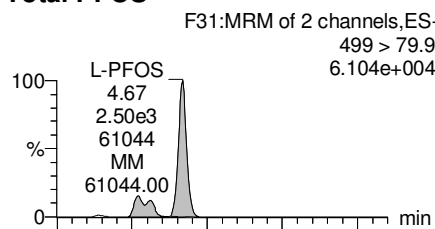
**Total PFOA**



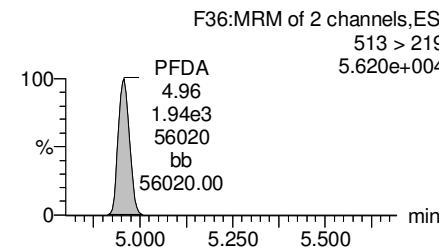
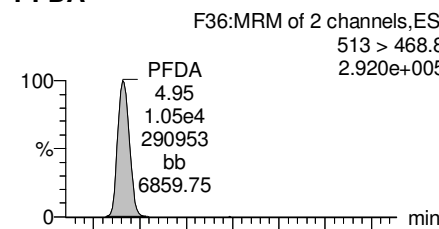
**PFNA**



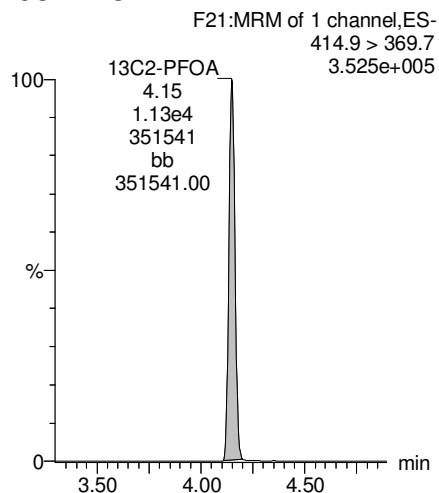
**Total PFOS**



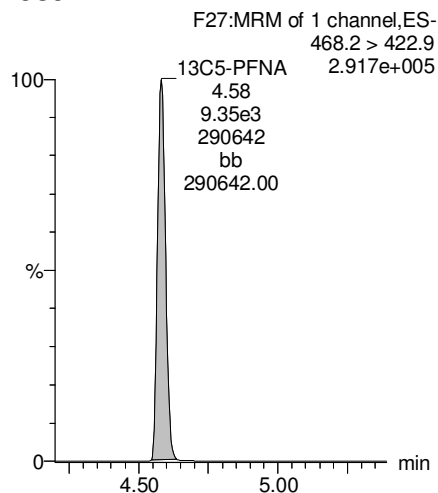
**PFDA**



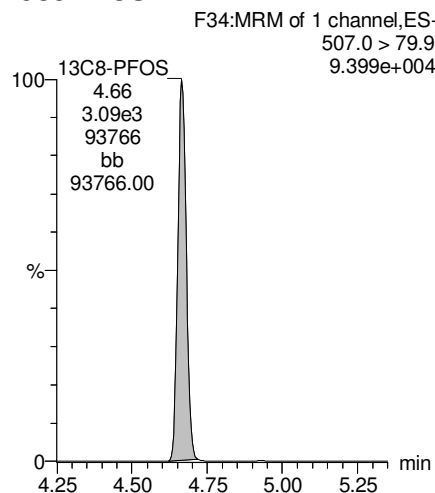
**13C2-PFOA**



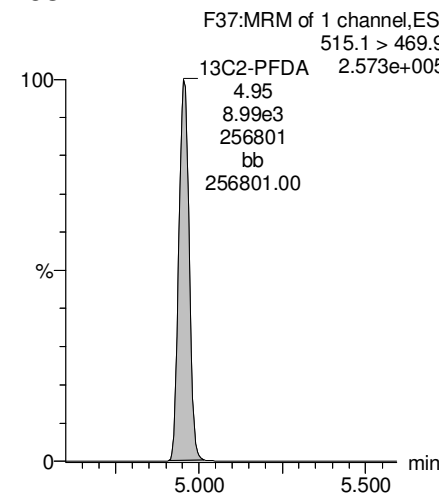
**13C5-PFNA**



**13C8-PFOS**



**13C2-PFDA**



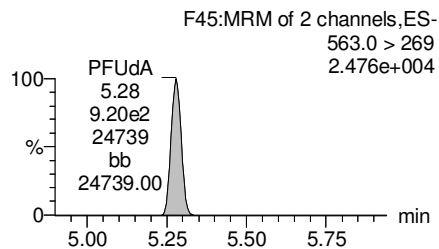
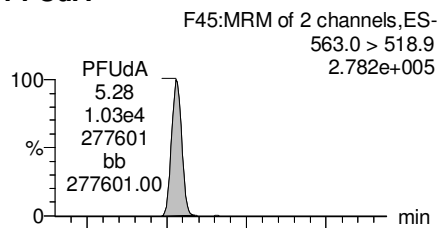
Dataset: F:\Projects\PFAS.PRO\Results\180222M1\180222M1-90.qld

Last Altered: Sunday, February 25, 2018 13:40:12 Pacific Standard Time

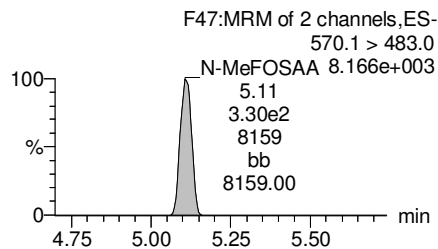
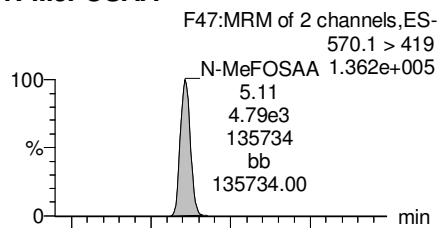
Printed: Sunday, February 25, 2018 13:47:38 Pacific Standard Time

Name: 180222M1\_90, Date: 23-Feb-2018, Time: 07:28:22, ID: B8B0071-BS1 OPR 0.125, Description: OPR

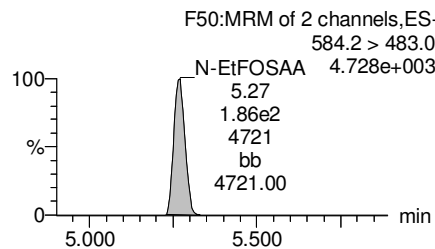
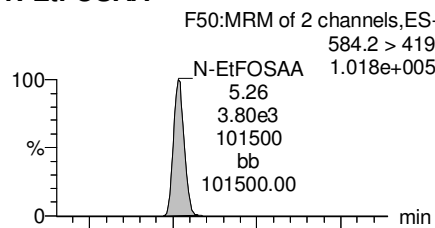
**PFUdA**



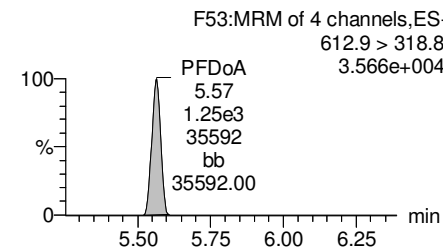
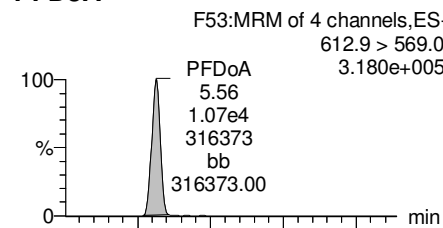
**N-MeFOSAA**



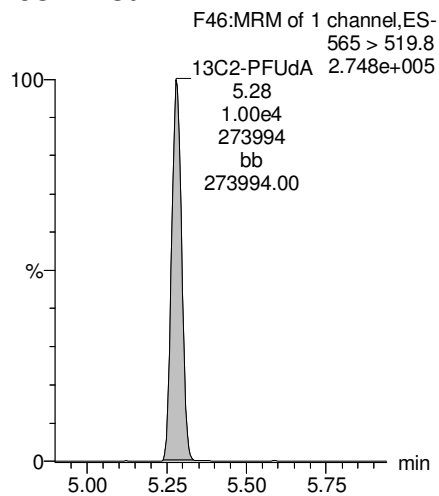
**N-EtFOSAA**



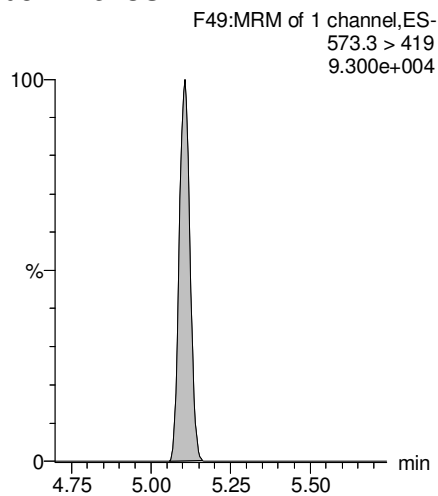
**PFDoA**



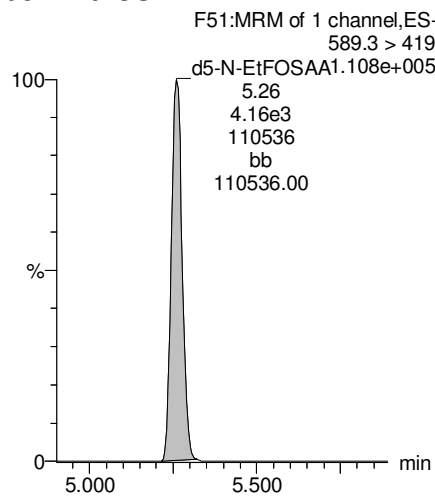
**13C2-PFUdA**



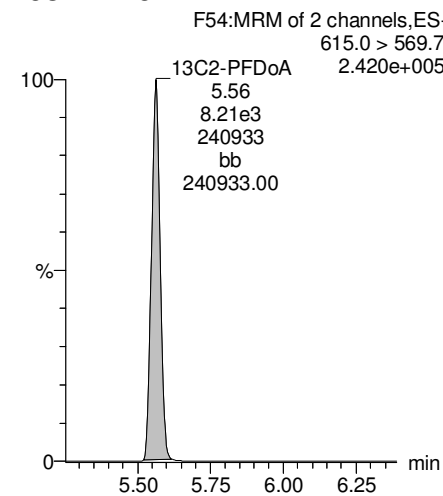
**d3-N-MeFOSAA**



**d5-N-EtFOSAA**



**13C2-PFDoA**



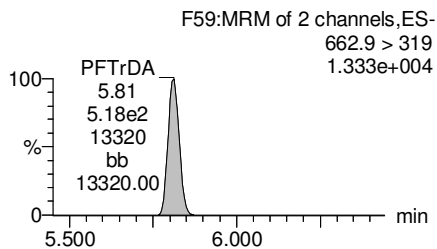
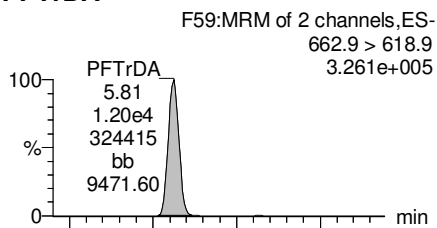
Dataset: F:\Projects\PFAS.PRO\Results\180222M1\180222M1-90.qld

Last Altered: Sunday, February 25, 2018 13:40:12 Pacific Standard Time

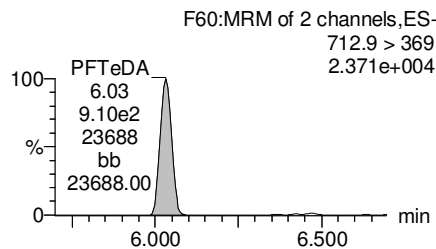
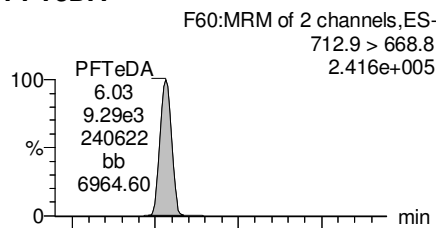
Printed: Sunday, February 25, 2018 13:47:38 Pacific Standard Time

Name: 180222M1\_90, Date: 23-Feb-2018, Time: 07:28:22, ID: B8B0071-BS1 OPR 0.125, Description: OPR

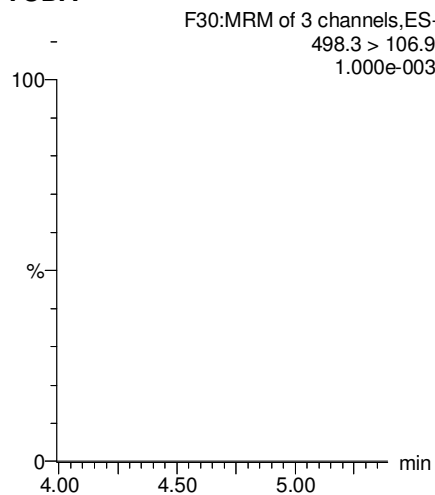
**PFTrDA**



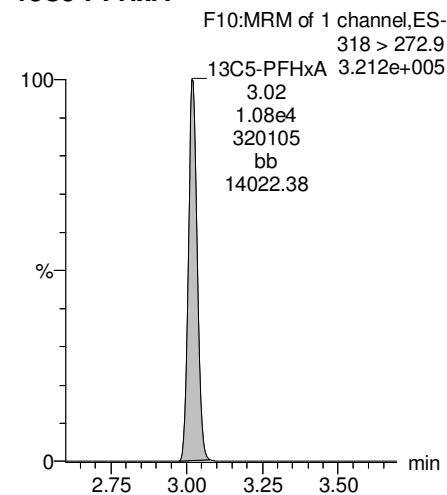
**PFTeDA**



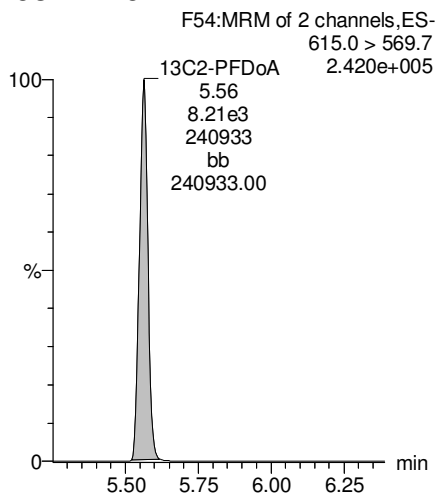
**TCDA**



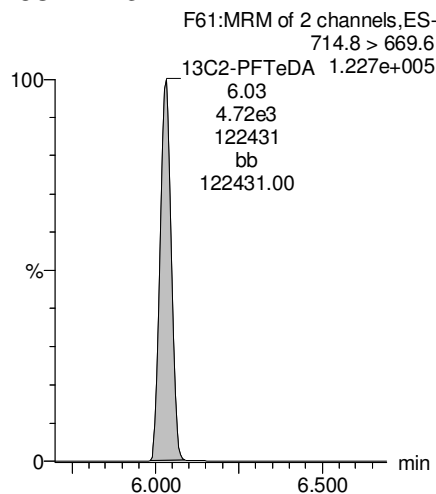
**13C5-PFHxA**



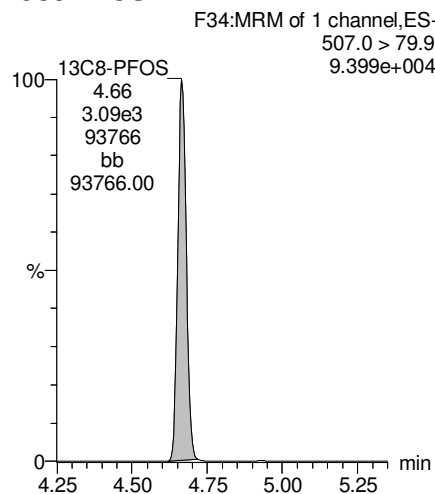
**13C2-PFDoA**



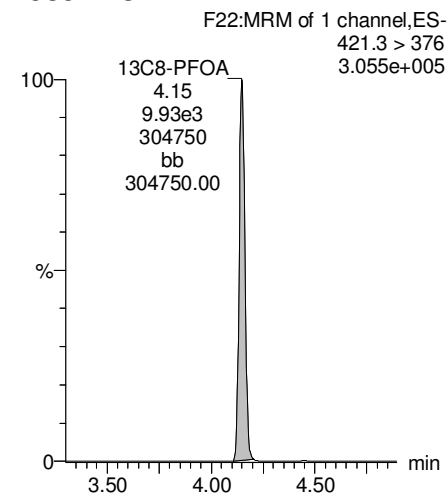
**13C2-PFTeDA**



**13C8-PFOS**



**13C8-PFOA**



Dataset: F:\Projects\PFAS.PRO\Results\180222M1\180222M1-90.qld

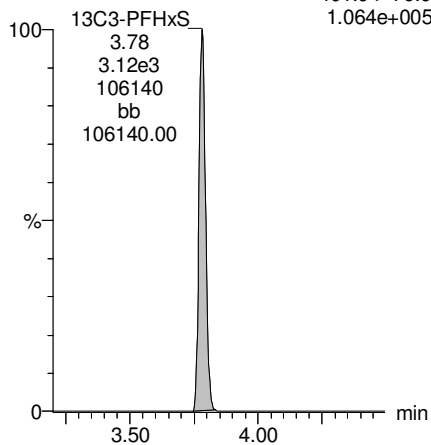
Last Altered: Sunday, February 25, 2018 13:40:12 Pacific Standard Time

Printed: Sunday, February 25, 2018 13:47:38 Pacific Standard Time

Name: 180222M1\_90, Date: 23-Feb-2018, Time: 07:28:22, ID: B8B0071-BS1 OPR 0.125, Description: OPR

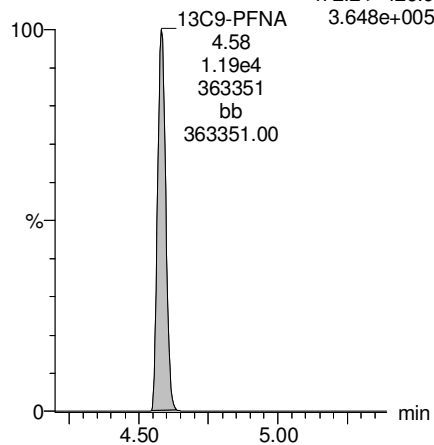
**13C3-PFHxS**

F18:MRM of 1 channel,ES-  
401.9 > 79.9  
1.064e+005



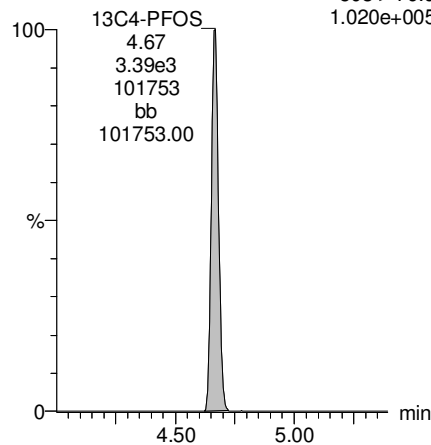
**13C9-PFNA**

F28:MRM of 1 channel,ES-  
472.2 > 426.9  
3.648e+005



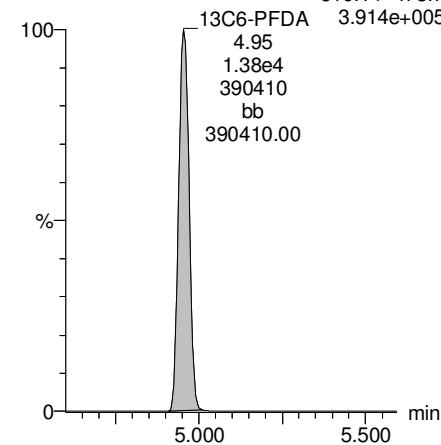
**13C4-PFOS**

F32:MRM of 1 channel,ES-  
503 > 79.9  
1.020e+005



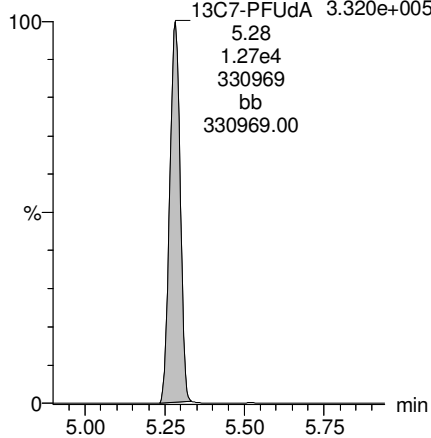
**13C6-PFDA**

F39:MRM of 1 channel,ES-  
519.1 > 473.7  
3.914e+005



**13C7-PFUdA**

F48:MRM of 1 channel,ES-  
570.1 > 524.8  
3.320e+005



Dataset: Z:\Projects\PFAS.PRO\Results\180307M1\180307M1-21.qld

Last Altered: Monday, March 12, 2018 11:19:13 Pacific Daylight Time  
Printed: Monday, March 12, 2018 11:20:44 Pacific Daylight Time

Method: Z:\Projects\PFAS.PRO\MethDB\PFAS\_FULL\_80C\_030718.mdb 09 Mar 2018 14:08:10

Calibration: Z:\Projects\PFAS.PRO\CurveDB\C18\_VAL-PFAS\_Q4\_03-07-18-FULL.cdb 08 Mar 2018 13:04:56

Name: 180307M1\_21, Date: 07-Mar-2018, Time: 19:49:57, ID: B8B0147-BLK1 Method Blank 0.25, Description: Method Blank

	# Name	Trace	Area	IS Area	Wt./Vol.	RRF	Pred.RT	RT	y Axis Resp.	Conc.	%Rec
1	3 PFBS	299.0 > 79.7		3.38e3	0.250		2.98				
2	5 PFHxA	313.2 > 268.9		1.02e4	0.250		3.48				
3	7 PFHpA	363.0 > 318.9		2.43e4	0.250		4.10				
4	8 L-PFHxS	398.9 > 79.6	1.62e1	3.20e3	0.250		4.24	3.93	0.0631		
5	11 L-PFOA	413 > 368.7	3.87e2	3.31e4	0.250		4.45	4.31	0.146	0.3124	
6	14 PFNA	463.0 > 418.8		2.98e4	0.250		5.04				
7	16 L-PFOS	499 > 79.9		7.37e3	0.250		4.84				
8	18 PFDA	513 > 468.8		2.52e4	0.250		5.40				
9	21 N-MeFOSAA	570.1 > 419		1.23e4	0.250		5.55				
10	22 N-EtFOSAA	584.2 > 419		1.23e4	0.250		5.70				
11	23 PFUdA	563.0 > 518.9		2.93e4	0.250		5.72				

Dataset: Z:\Projects\PFAS.PRO\Results\180307M1\180307M1-21.qld

Last Altered: Monday, March 12, 2018 11:19:13 Pacific Daylight Time

Printed: Monday, March 12, 2018 11:20:53 Pacific Daylight Time

Method: Z:\Projects\PFAS.PRO\MethDB\PFAS\_FULL\_80C\_030718.mdb 09 Mar 2018 14:08:10

Calibration: Z:\Projects\PFAS.PRO\CurveDB\C18\_VAL-PFAS\_Q4\_03-07-18-FULL.cdb 08 Mar 2018 13:04:56

Name: 180307M1\_21, Date: 07-Mar-2018, Time: 19:49:57, ID: B8B0147-BLK1 Method Blank 0.25, Description: Method Blank

#	Name	Trace	Area	IS Area	Wt./Vol.	RRF	Pred.RT	RT	y Axis Resp.	Conc.	%Rec
1	25 PFDa	612.9 > 569.0		2.49e4	0.250		5.99				
2	27 PFTDA	662.9 > 618.9		2.49e4	0.250		6.22				
3	28 PFTeDA	712.9 > 668.8		2.36e4	0.250		6.41				
4	36 13C3-PFBS	302. > 98.8	3.38e3	3.58e4	0.250	0.096	2.98	2.68	1.18	49.0338	98.1
5	37 13C2-PFHxA	315 > 269.8	1.02e4	3.58e4	0.250	0.697	3.48	3.18	3.57	20.4702	102.4
6	38 13C4-PFHpA	367.2 > 321.8	2.43e4	3.58e4	0.250	0.683	4.10	3.79	8.49	49.6797	99.4
7	39 18O2-PFHxS	403.0 > 102.6	3.20e3	8.02e3	0.250	0.387	4.24	3.94	4.99	51.5435	103.1
8	40 13C2-6:2 FTS	429.1 > 408.9	7.89e3	3.69e4	0.250	0.238	4.56	4.26	2.67	44.9944	90.0
9	41 13C2-PFOA	414.9 > 369.7	3.31e4	3.69e4	0.250	1.079	4.61	4.31	11.2	41.6155	83.2
10	42 13C5-PFNA	468.2 > 422.9	2.98e4	3.81e4	0.250	0.853	5.04	4.75	9.77	45.8148	91.6
11	43 13C8-PFOSA	506.1 > 77.7	3.69e3	4.29e4	0.250	0.159	5.09	4.83	1.08	26.9811	54.0
12	44 13C8-PFOS	507.0 > 79.9	7.37e3	8.71e3	0.250	0.934	5.11	4.83	10.6	45.3022	90.6
13	45 13C2-PFDA	515.1 > 469.9	2.52e4	3.75e4	0.250	0.898	5.40	5.13	8.42	37.5056	75.0
14	46 13C2-8:2 FTS	529.1 > 508.7	6.00e3	3.58e4	0.250	0.170	5.38	5.10	2.09	49.2712	98.5
15	47 d3-N-MeFOSAA	573.3 > 419	1.23e4	4.29e4	0.250	0.372	5.55	5.28	3.57	38.3661	76.7
16	48 d5-N-EtFOSAA	589.3 > 419	1.23e4	4.29e4	0.250	0.385	5.70	5.44	3.59	37.3282	74.7
17	49 13C2-PFUdA	565 > 519.8	2.93e4	4.29e4	0.250	0.961	5.72	5.45	8.52	35.4812	71.0
18	50 13C2-PFDoA	615.0 > 569.7	2.49e4	4.29e4	0.250	0.864	5.99	5.74	7.26	33.6276	67.3
19	51 d3-N-MeFOSA	515.2 > 168.9		4.29e4	0.250	0.080	5.93				
20	52 13C2-PFTeDA	714.8 > 669.6	2.36e4	4.29e4	0.250	0.692	6.41	6.21	6.87	39.7569	79.5
21	53 d5-N-ETFOSA	531.1 > 168.9		4.29e4	0.250	0.113	6.25				
22	54 13C2-PFHxDA	815 > 769.7	2.19e4	4.29e4	0.250	1.397	6.69	6.54	6.37	18.2473	91.2
23	55 d7-N-MeFOSE	623.1 > 58.9		4.29e4	0.250	0.090	6.31				
24	56 d9-N-EtFOSE	639.2 > 58.8		4.29e4	0.250	0.084	6.45				
25	57 13C4-PFBA	217. > 171.8	2.51e4	2.51e4	0.250	1.000	1.73	1.44	12.5	50.0000	100.0
26	58 13C5-PFHxA	318 > 272.9	3.58e4	3.58e4	0.250	1.000	3.48	3.18	12.5	50.0000	100.0
27	59 13C3-PFHxS	401.9 > 79.9	8.02e3	8.02e3	0.250	1.000	4.24	3.94	12.5	50.0000	100.0
28	60 13C8-PFOA	421.3 > 376	3.69e4	3.69e4	0.250	1.000	4.61	4.31	12.5	50.0000	100.0
29	61 13C9-PFNA	472.2 > 426.9	3.81e4	3.81e4	0.250	1.000	4.70	4.75	12.5	50.0000	100.0
30	62 13C4-PFOS	503 > 79.9	8.71e3	8.71e3	0.250	1.000	5.11	4.84	12.5	50.0000	100.0
31	63 13C6-PFDA	519.1 > 473.7	3.75e4	3.75e4	0.250	1.000	5.40	5.13	12.5	50.0000	100.0
32	64 13C7-PFUdA	570.1 > 524.8	4.29e4	4.29e4	0.250	1.000	5.72	5.45	12.5	50.0000	100.0

Dataset: Z:\Projects\PFAS.PRO\Results\180307M1\180307M1-21.qld

Last Altered: Monday, March 12, 2018 11:19:13 Pacific Daylight Time

Printed: Monday, March 12, 2018 11:20:53 Pacific Daylight Time

Name: 180307M1\_21, Date: 07-Mar-2018, Time: 19:49:57, ID: B8B0147-BLK1 Method Blank 0.25, Description: Method Blank

	# Name	Trace	Area	IS Area	Wt./Vol.	RRF	Pred.RT	RT	y Axis Resp.	Conc.	%Rec
33	65 Total PFHxS	398.9 > 79.6	1.62e1	3.20e3	0.250		4.24		0.000		
34	66 Total PFOA	413 > 368.7	3.87e2	3.31e4	0.250		4.61		0.146	0.3124	
35	67 Total PFOS	499 > 79.9	0.00e0	7.37e3	0.250		5.11		0.000		



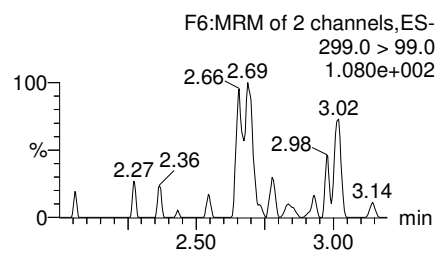
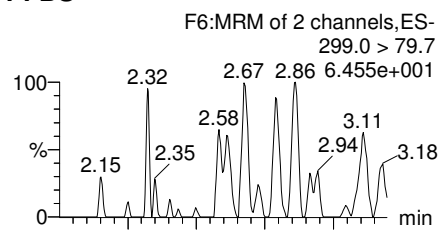
Dataset: Z:\Projects\PFAS.PRO\Results\180307M1\180307M1-21.qld

Last Altered: Monday, March 12, 2018 11:19:13 Pacific Daylight Time  
Printed: Monday, March 12, 2018 11:20:53 Pacific Daylight Time

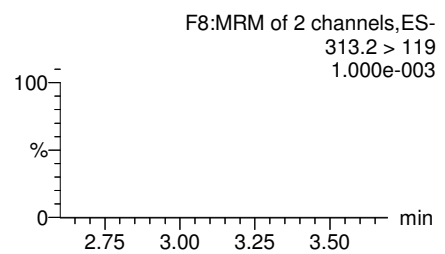
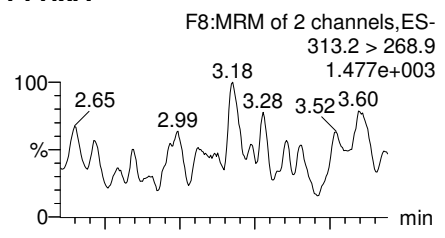
Method: Z:\Projects\PFAS.PRO\MethDB\PFAS\_FULL\_80C\_030718.mdb 09 Mar 2018 14:08:10  
Calibration: Z:\Projects\PFAS.PRO\CurveDB\C18\_VAL-PFAS\_Q4\_03-07-18-FULL.cdb 08 Mar 2018 13:04:56

Name: 180307M1\_21, Date: 07-Mar-2018, Time: 19:49:57, ID: B8B0147-BLK1 Method Blank 0.25, Description: Method Blank

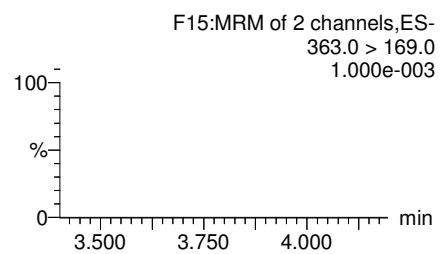
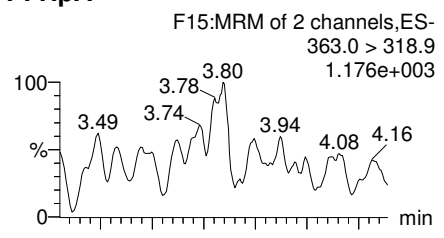
**PFBS**



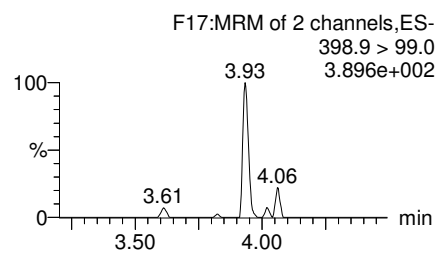
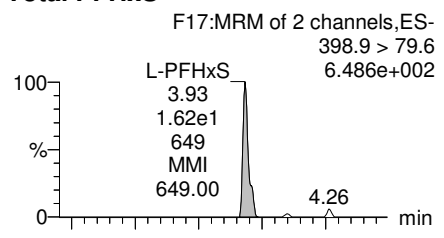
**PFHxA**



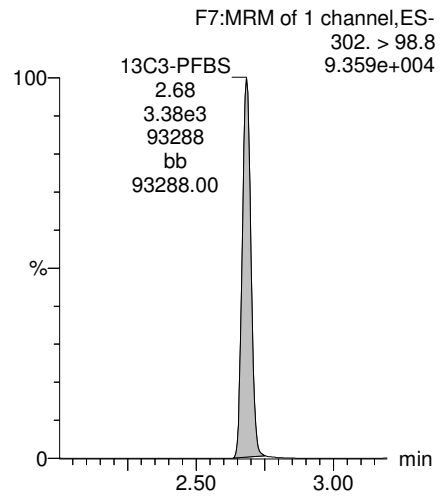
**PFHpA**



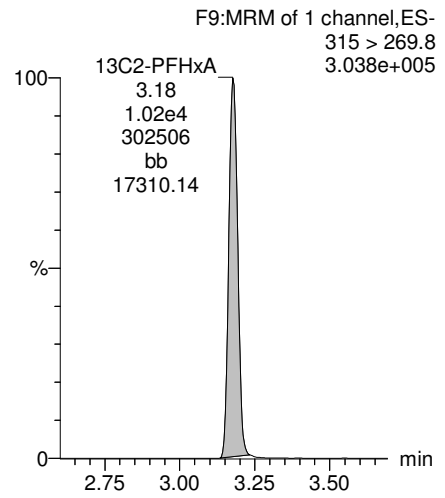
**Total PFHxS**



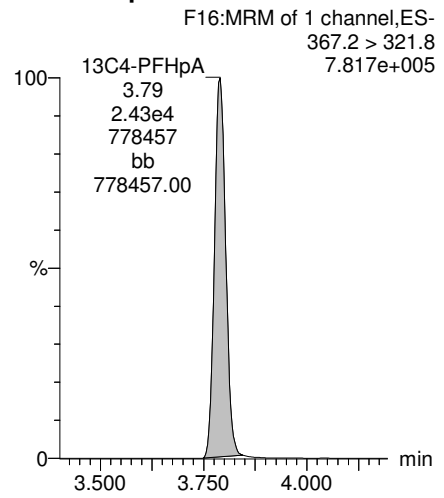
**13C3-PFBS**



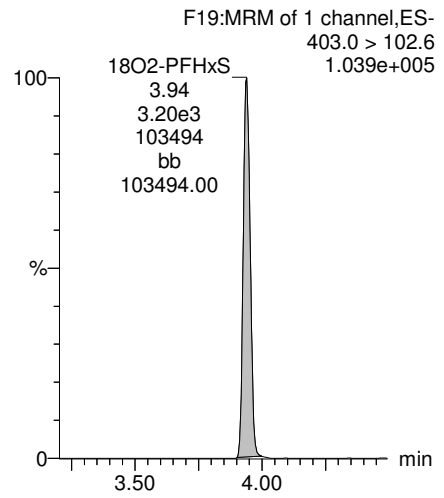
**13C2-PFHxA**



**13C4-PFHpA**



**18O2-PFHxS**



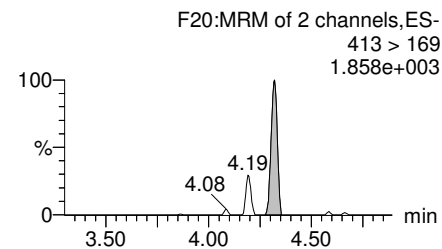
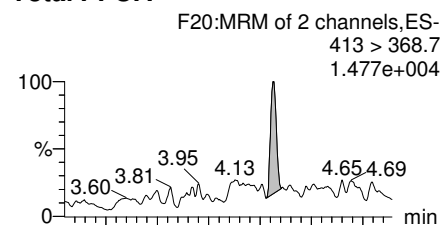
Dataset: Z:\Projects\PFAS.PRO\Results\180307M1\180307M1-21.qld

Last Altered: Monday, March 12, 2018 11:19:13 Pacific Daylight Time

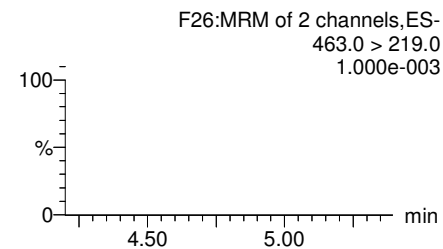
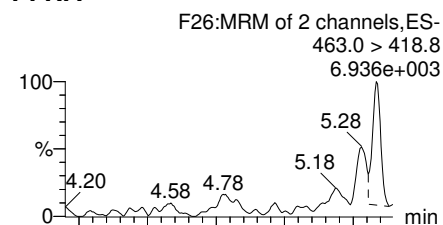
Printed: Monday, March 12, 2018 11:20:53 Pacific Daylight Time

Name: 180307M1\_21, Date: 07-Mar-2018, Time: 19:49:57, ID: B8B0147-BLK1 Method Blank 0.25, Description: Method Blank

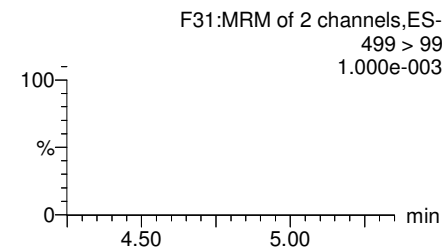
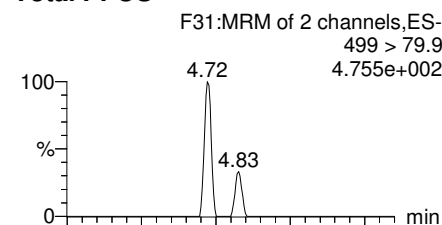
**Total PFOA**



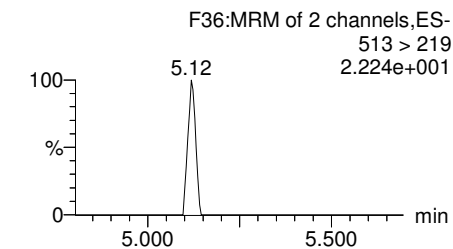
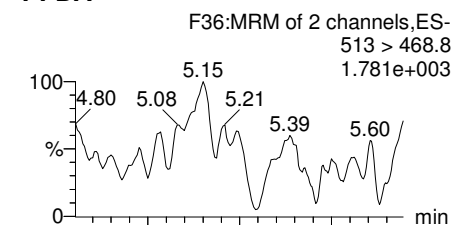
**PFNA**



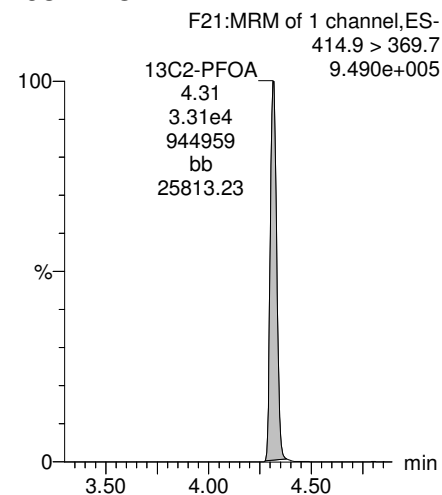
**Total PFOS**



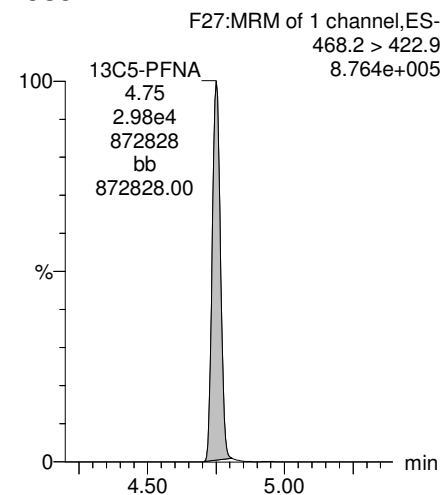
**PFDA**



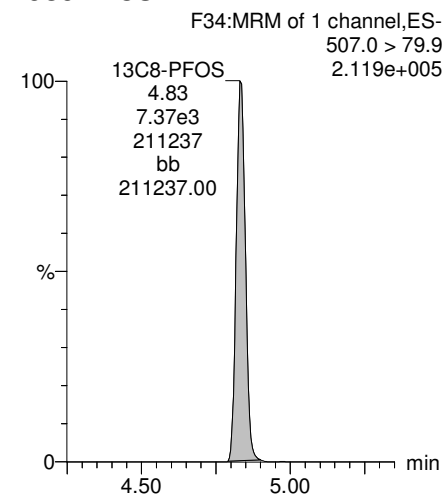
**13C2-PFOA**



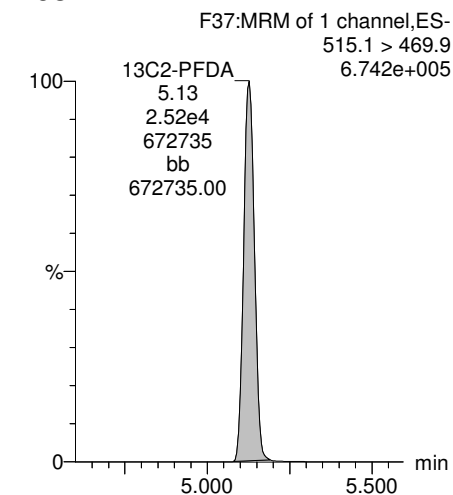
**13C5-PFNA**



**13C8-PFOS**



**13C2-PFDA**



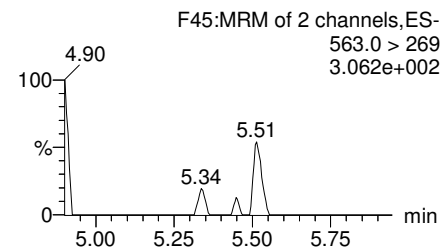
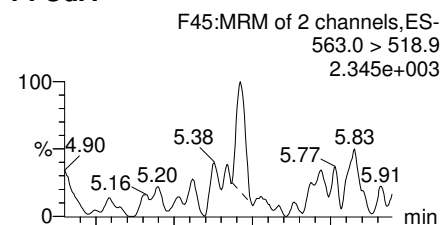
Dataset: Z:\Projects\PFAS.PRO\Results\180307M1\180307M1-21.qld

Last Altered: Monday, March 12, 2018 11:19:13 Pacific Daylight Time

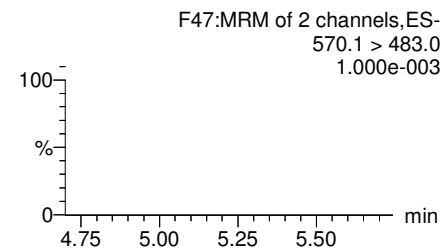
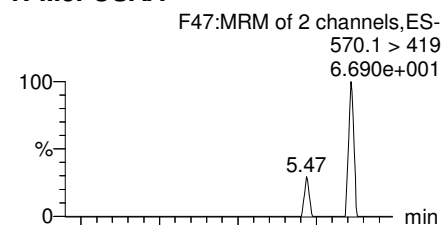
Printed: Monday, March 12, 2018 11:20:53 Pacific Daylight Time

Name: 180307M1\_21, Date: 07-Mar-2018, Time: 19:49:57, ID: B8B0147-BLK1 Method Blank 0.25, Description: Method Blank

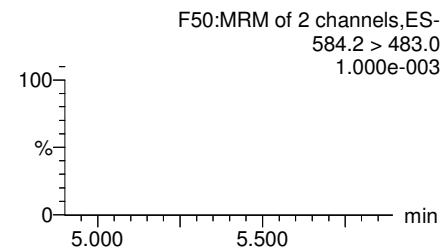
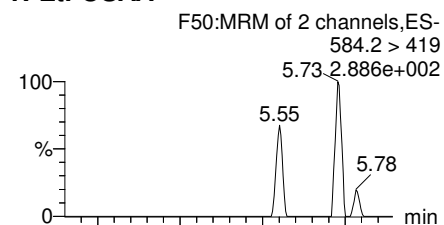
**PFUdA**



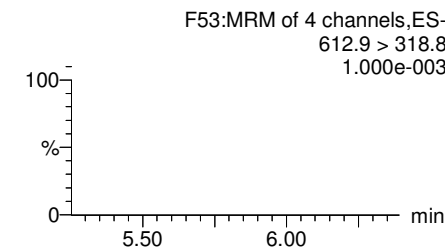
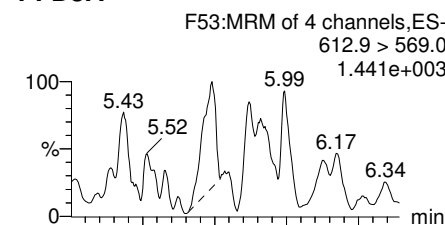
**N-MeFOSAA**



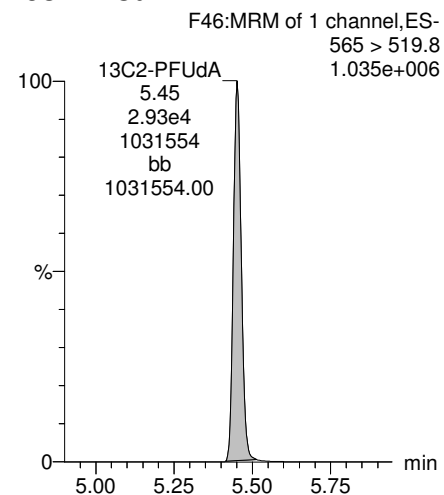
**N-EtFOSAA**



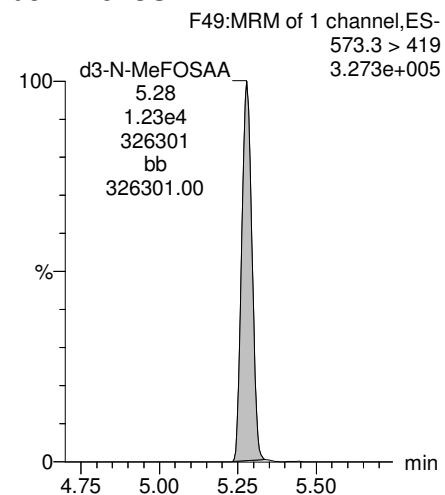
**PFDoA**



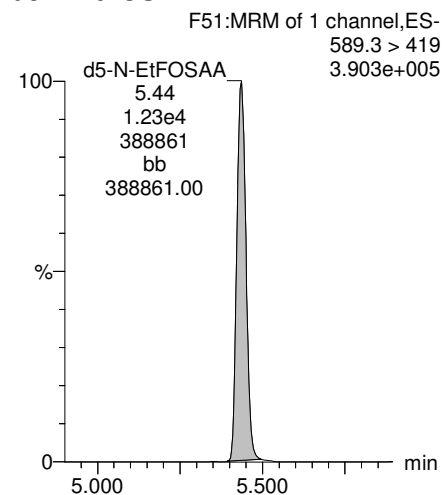
**13C2-PFUdA**



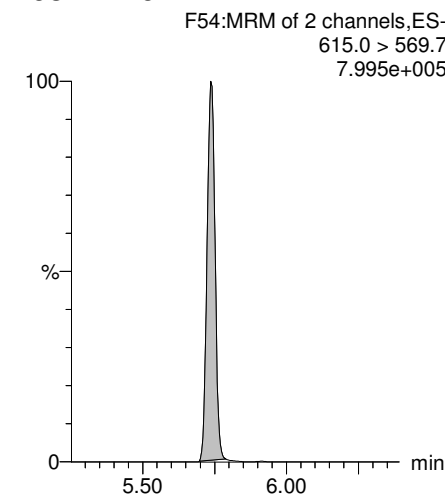
**d3-N-MeFOSAA**



**d5-N-EtFOSAA**



**13C2-PFDoA**




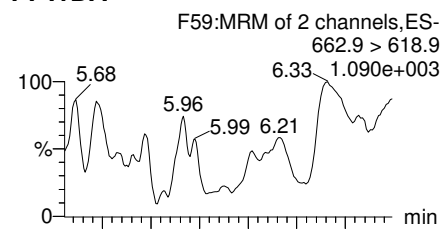
Dataset: Z:\Projects\PFAS.PRO\Results\180307M1\180307M1-21.qld

Last Altered: Monday, March 12, 2018 11:19:13 Pacific Daylight Time

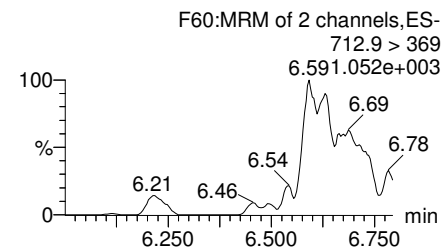
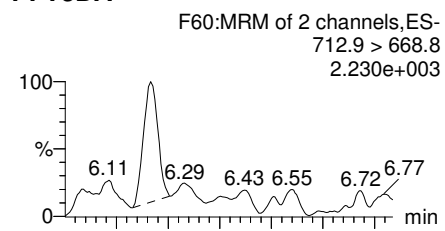
Printed: Monday, March 12, 2018 11:20:53 Pacific Daylight Time

Name: 180307M1\_21, Date: 07-Mar-2018, Time: 19:49:57, ID: B8B0147-BLK1 Method Blank 0.25, Description: Method Blank

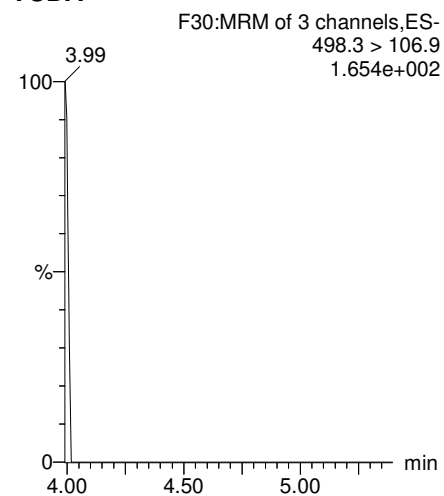
**PFTrDA**



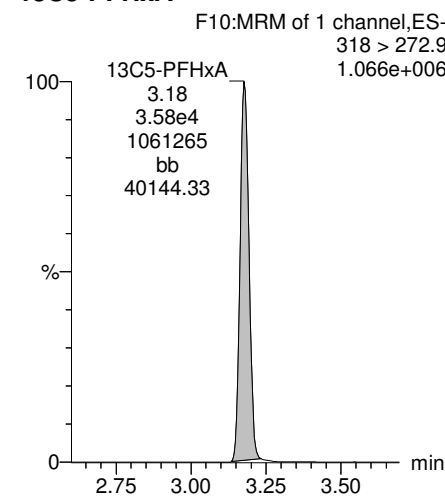
**PFTeDA**



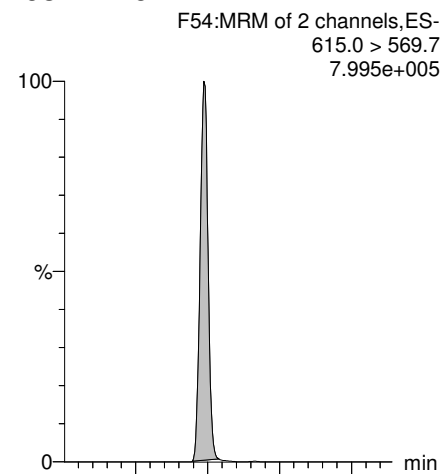
**TCDA**



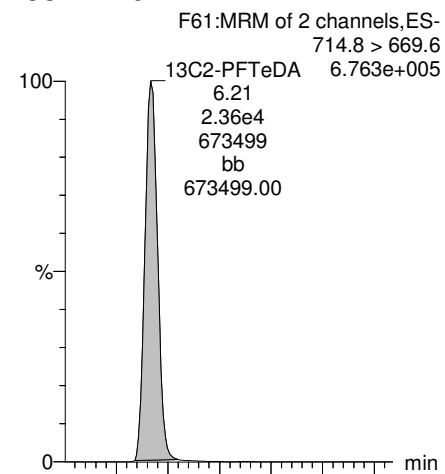
**13C5-PFHxA**



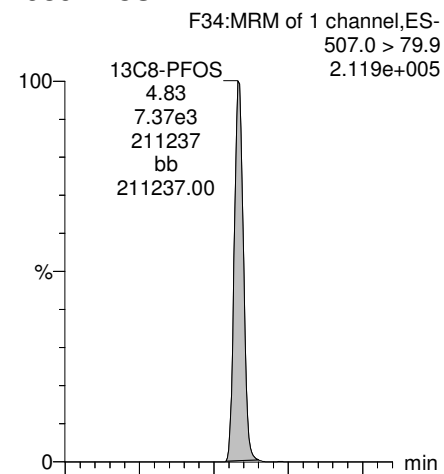
**13C2-PFDoA**



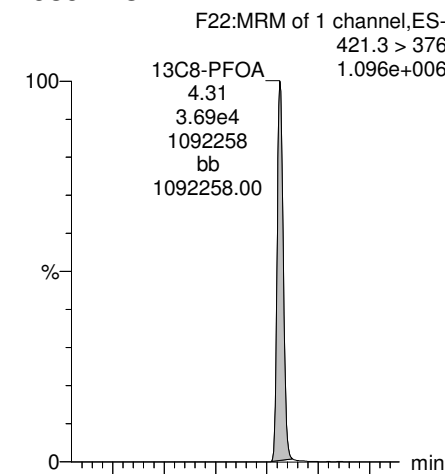
**13C2-PFTeDA**



**13C8-PFOS**



**13C8-PFOA**



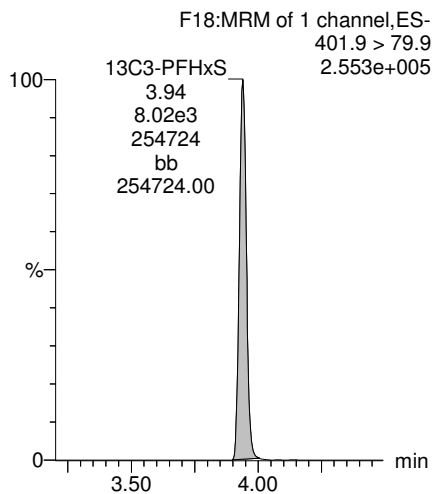
Dataset: Z:\Projects\PFAS.PRO\Results\180307M1\180307M1-21.qld

Last Altered: Monday, March 12, 2018 11:19:13 Pacific Daylight Time

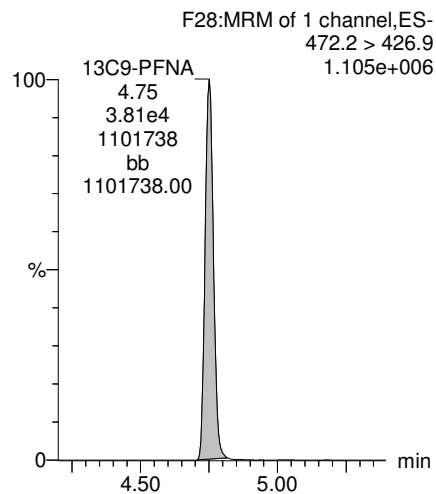
Printed: Monday, March 12, 2018 11:20:53 Pacific Daylight Time

Name: 180307M1\_21, Date: 07-Mar-2018, Time: 19:49:57, ID: B8B0147-BLK1 Method Blank 0.25, Description: Method Blank

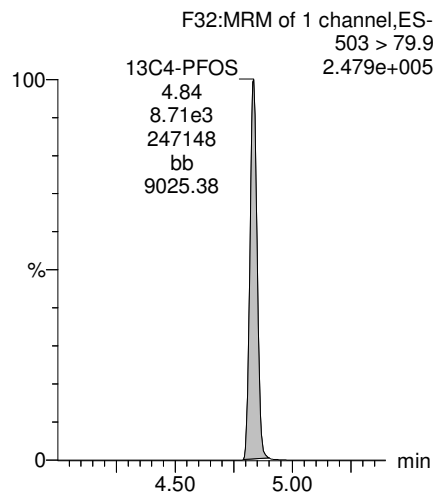
### 13C3-PFHxS



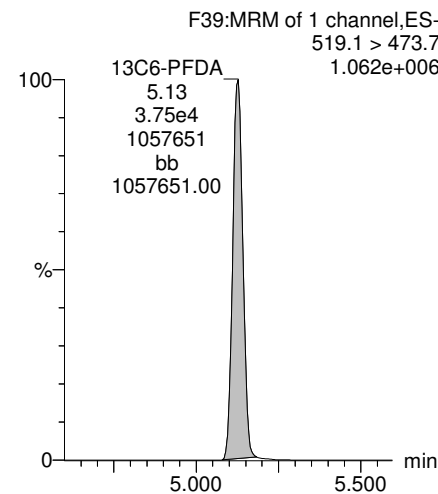
### 13C9-PFNA



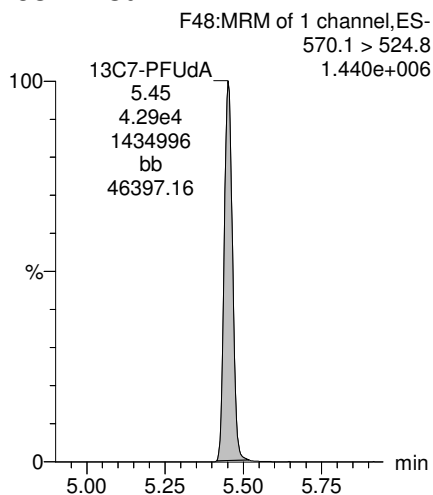
### 13C4-PFOS



### 13C6-PFDA



### 13C7-PFUdA



Dataset: Z:\Projects\PFAS.PRO\Results\180307M1\180307M1-20.qld

Last Altered: Saturday, March 10, 2018 09:08:59 Pacific Standard Time

Printed: Saturday, March 10, 2018 09:11:22 Pacific Standard Time

Method: Z:\Projects\PFAS.PRO\MethDB\PFAS\_FULL\_80C\_030718.mdb 09 Mar 2018 14:08:10

Calibration: Z:\Projects\PFAS.PRO\CurveDB\C18\_VAL-PFAS\_Q4\_03-07-18-FULL.cdb 08 Mar 2018 13:04:56

Name: 180307M1\_20, Date: 07-Mar-2018, Time: 19:38:30, ID: B8B0147-BS1 OPR 0.25, Description: OPR

	# Name	Trace	Area	IS Area	Wt./Vol.	RRF	Pred.RT	RT	y Axis Resp.	Conc.	%Rec
1	3 PFBS	299.0 > 79.7	7.54e3	4.89e3	0.250		2.98	2.68	19.3	46.1385	115.3
2	5 PFHxA	313.2 > 268.9	3.49e4	1.25e4	0.250		3.48	3.18	14.0	46.8409	117.1
3	7 PFHpA	363.0 > 318.9	3.45e4	3.27e4	0.250		4.10	3.79	13.2	45.8272	114.6
4	8 L-PFHxS	398.9 > 79.6	6.02e3	3.78e3	0.250		4.24	3.94	19.9	50.7683	126.9
5	11 L-PFOA	413 > 368.7	3.87e4	4.58e4	0.250		4.45	4.32	10.6	48.4655	121.2
6	14 PFNA	463.0 > 418.8	4.26e4	4.54e4	0.250		5.04	4.75	11.7	42.6733	106.7
7	16 L-PFOS	499 > 79.9	8.83e3	1.07e4	0.250		4.84	4.84	10.3	38.5160	96.3
8	18 PFDA	513 > 468.8	3.97e4	3.61e4	0.250		5.40	5.13	13.7	52.7615	131.9
9	21 N-MeFOSAA	570.1 > 419	1.93e4	1.76e4	0.250		5.55	5.28	13.7	39.4869	98.7
10	22 N-EtFOSAA	584.2 > 419	1.55e4	1.76e4	0.250		5.70	5.44	11.0	49.2987	123.2
11	23 PFUdA	563.0 > 518.9	3.14e4	4.53e4	0.250		5.72	5.45	8.67	35.3138	88.3

Dataset: Z:\Projects\PFAS.PRO\Results\180307M1\180307M1-20.qld

Last Altered: Saturday, March 10, 2018 09:08:59 Pacific Standard Time

Printed: Saturday, March 10, 2018 09:11:33 Pacific Standard Time

Method: Z:\Projects\PFAS.PRO\MethDB\PFAS\_FULL\_80C\_030718.mdb 09 Mar 2018 14:08:10

Calibration: Z:\Projects\PFAS.PRO\CurveDB\C18\_VAL-PFAS\_Q4\_03-07-18-FULL.cdb 08 Mar 2018 13:04:56

Name: 180307M1\_20, Date: 07-Mar-2018, Time: 19:38:30, ID: B8B0147-BS1 OPR 0.25, Description: OPR

#	Name	Trace	Area	IS Area	Wt./Vol.	RRF	Pred.RT	RT	y Axis Resp.	Conc.	%Rec	
1	25	PFDoA	612.9 > 569.0	4.47e4	3.87e4	0.250	5.99	5.74	14.5	45.8096	114.5	
2	27	PFTTrDA	662.9 > 618.9	4.61e4	3.87e4	0.250	6.22	5.99	14.9	47.4779	118.7	
3	28	PFTeDA	712.9 > 668.8	4.12e4	2.77e4	0.250	6.41	6.21	18.6	51.6472	129.1	
4	36	13C3-PFBS	302. > 98.8	4.89e3	4.62e4	0.250	0.096	2.98	2.68	1.32	55.0493	110.1
5	37	13C2-PFHxA	315 > 269.8	1.25e4	4.62e4	0.250	0.697	3.48	3.18	3.39	19.4418	97.2
6	38	13C4-PFHpA	367.2 > 321.8	3.27e4	4.62e4	0.250	0.683	4.10	3.79	8.86	51.8346	103.7
7	39	18O2-PFHxS	403.0 > 102.6	3.78e3	1.04e4	0.250	0.387	4.24	3.94	4.56	47.0394	94.1
8	40	13C2-6:2 FTS	429.1 > 408.9	1.05e4	4.88e4	0.250	0.238	4.56	4.26	2.69	45.2441	90.5
9	41	13C2-PFOA	414.9 > 369.7	4.58e4	4.88e4	0.250	1.079	4.61	4.32	11.7	43.5437	87.1
10	42	13C5-PFNA	468.2 > 422.9	4.54e4	5.46e4	0.250	0.853	5.04	4.75	10.4	48.7590	97.5
11	43	13C8-PFOA	506.1 > 77.7	4.75e3	5.09e4	0.250	0.159	5.09	4.83	1.16	29.2294	58.5
12	44	13C8-PFOS	507.0 > 79.9	1.07e4	1.11e4	0.250	0.934	5.11	4.84	12.1	51.7786	103.6
13	45	13C2-PFDA	515.1 > 469.9	3.61e4	5.19e4	0.250	0.898	5.40	5.13	8.71	38.7893	77.6
14	46	13C2-8:2 FTS	529.1 > 508.7	7.72e3	4.62e4	0.250	0.170	5.38	5.10	2.09	49.1934	98.4
15	47	d3-N-MeFOSAA	573.3 > 419	1.76e4	5.09e4	0.250	0.372	5.55	5.28	4.33	46.4948	93.0
16	48	d5-N-EtFOSAA	589.3 > 419	1.76e4	5.09e4	0.250	0.385	5.70	5.44	4.32	44.8800	89.8
17	49	13C2-PFUdA	565 > 519.8	4.53e4	5.09e4	0.250	0.961	5.72	5.45	11.1	46.2827	92.6
18	50	13C2-PFDoA	615.0 > 569.7	3.87e4	5.09e4	0.250	0.864	5.99	5.74	9.49	43.9570	87.9
19	51	d3-N-MeFOSA	515.2 > 168.9		5.09e4	0.250	0.080	5.93				
20	52	13C2-PFTeDA	714.8 > 669.6	2.77e4	5.09e4	0.250	0.692	6.41	6.21	6.80	39.3082	78.6
21	53	d5-N-ETFOSA	531.1 > 168.9		5.09e4	0.250	0.113	6.25				
22	54	13C2-PFHxDA	815 > 769.7	2.35e4	5.09e4	0.250	1.397	6.69	6.54	5.77	16.5298	82.6
23	55	d7-N-MeFOSE	623.1 > 58.9		5.09e4	0.250	0.090	6.31				
24	56	d9-N-EtFOSE	639.2 > 58.8		5.09e4	0.250	0.084	6.45				
25	57	13C4-PFBA	217. > 171.8	2.98e4	2.98e4	0.250	1.000	1.73	1.44	12.5	50.0000	100.0
26	58	13C5-PFHxA	318 > 272.9	4.62e4	4.62e4	0.250	1.000	3.48	3.18	12.5	50.0000	100.0
27	59	13C3-PFHxS	401.9 > 79.9	1.04e4	1.04e4	0.250	1.000	4.24	3.94	12.5	50.0000	100.0
28	60	13C8-PFOA	421.3 > 376	4.88e4	4.88e4	0.250	1.000	4.61	4.31	12.5	50.0000	100.0
29	61	13C9-PFNA	472.2 > 426.9	5.46e4	5.46e4	0.250	1.000	4.70	4.75	12.5	50.0000	100.0
30	62	13C4-PFOS	503 > 79.9	1.11e4	1.11e4	0.250	1.000	5.11	4.84	12.5	50.0000	100.0
31	63	13C6-PFDA	519.1 > 473.7	5.19e4	5.19e4	0.250	1.000	5.40	5.13	12.5	50.0000	100.0
32	64	13C7-PFUdA	570.1 > 524.8	5.09e4	5.09e4	0.250	1.000	5.72	5.45	12.5	50.0000	100.0

Dataset: Z:\Projects\PFAS.PRO\Results\180307M1\180307M1-20.qld

Last Altered: Saturday, March 10, 2018 09:08:59 Pacific Standard Time

Printed: Saturday, March 10, 2018 09:11:33 Pacific Standard Time

Name: 180307M1\_20, Date: 07-Mar-2018, Time: 19:38:30, ID: B8B0147-BS1 OPR 0.25, Description: OPR

	# Name	Trace	Area	IS Area	Wt./Vol.	RRF	Pred.RT	RT	y Axis Resp.	Conc.	%Rec
33	65 Total PFHxS	398.9 > 79.6	6.02e3	3.78e3	0.250		4.24		19.9	50.7683	
34	66 Total PFOA	413 > 368.7	3.87e4	4.58e4	0.250		4.61		10.6	48.4655	
35	67 Total PFOS	499 > 79.9	8.83e3	1.07e4	0.250		5.11		10.3	38.5160	



Dataset: Z:\Projects\PFAS.PRO\Results\180307M1\180307M1-20.qld

Last Altered: Saturday, March 10, 2018 09:08:59 Pacific Standard Time

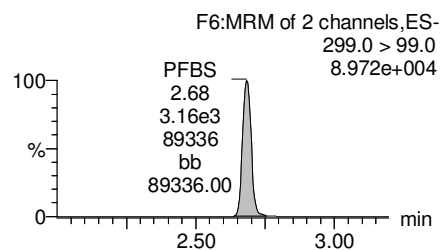
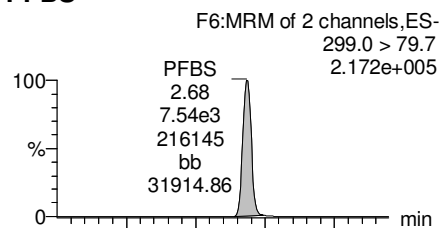
Printed: Saturday, March 10, 2018 09:11:33 Pacific Standard Time

Method: Z:\Projects\PFAS.PRO\MethDB\PFAS\_FULL\_80C\_030718.mdb 09 Mar 2018 14:08:10

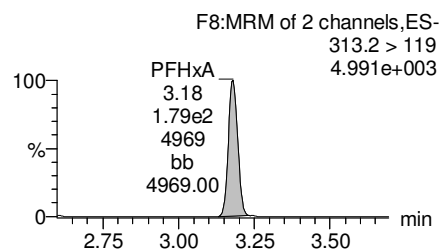
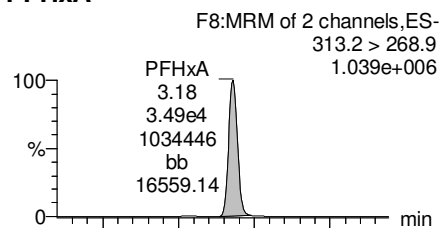
Calibration: Z:\Projects\PFAS.PRO\CurveDB\C18\_VAL-PFAS\_Q4\_03-07-18-FULL.cdb 08 Mar 2018 13:04:56

Name: 180307M1\_20, Date: 07-Mar-2018, Time: 19:38:30, ID: B8B0147-BS1 OPR 0.25, Description: OPR

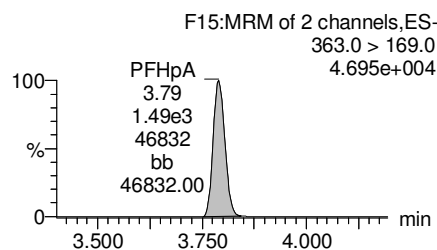
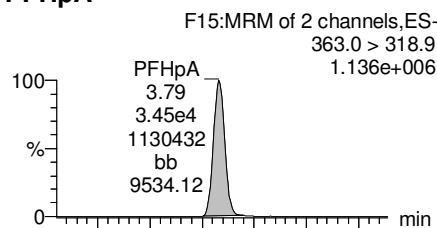
**PFBS**



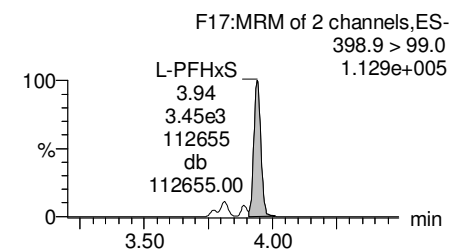
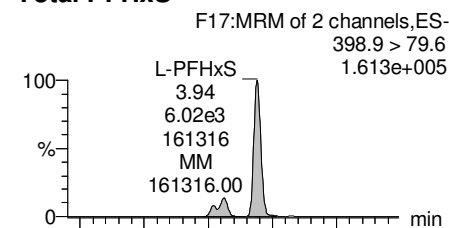
**PFHxA**



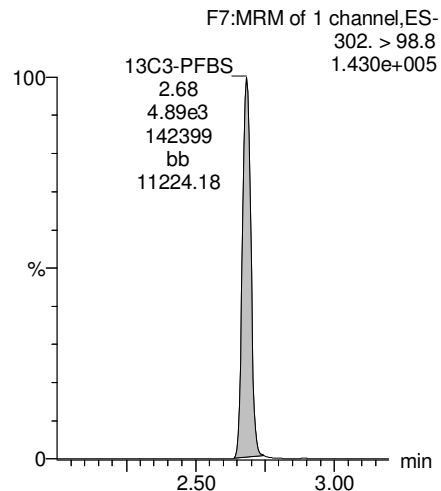
**PFHpA**



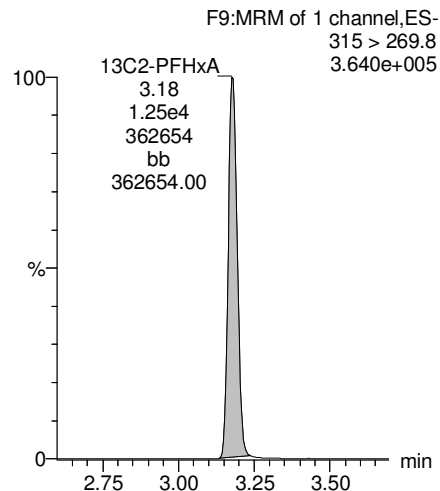
**Total PFHxS**



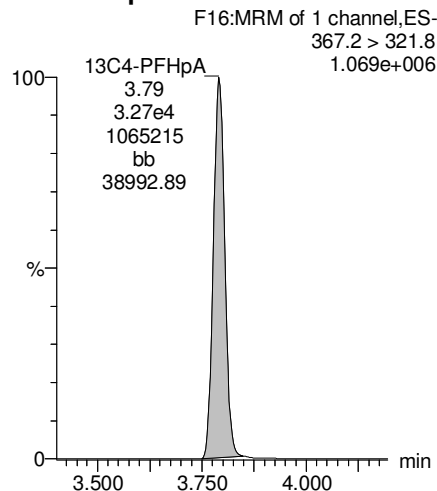
**13C3-PFBS**



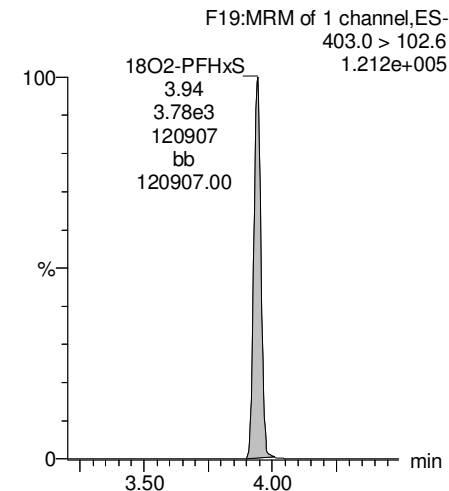
**13C2-PFHxA**



**13C4-PFHpA**



**18O2-PFHxS**



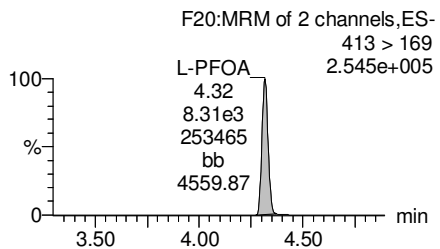
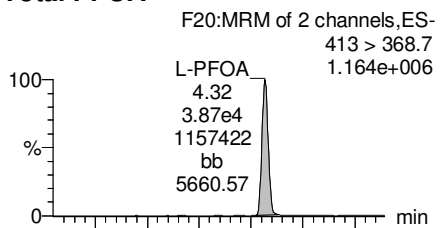
Dataset: Z:\Projects\PFAS.PRO\Results\180307M1\180307M1-20.qld

Last Altered: Saturday, March 10, 2018 09:08:59 Pacific Standard Time

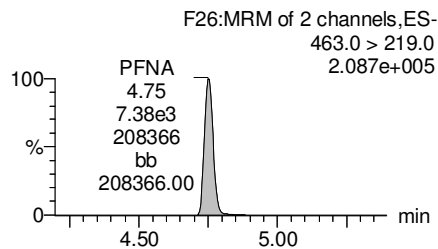
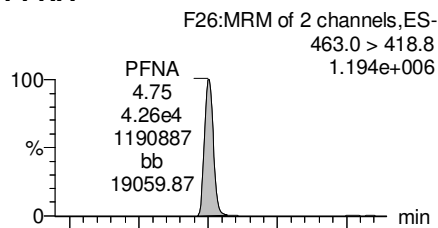
Printed: Saturday, March 10, 2018 09:11:33 Pacific Standard Time

Name: 180307M1\_20, Date: 07-Mar-2018, Time: 19:38:30, ID: B8B0147-BS1 OPR 0.25, Description: OPR

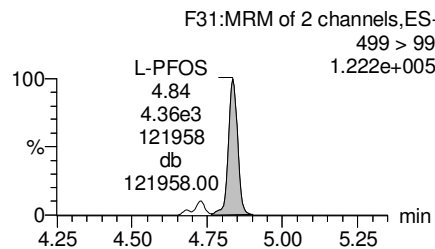
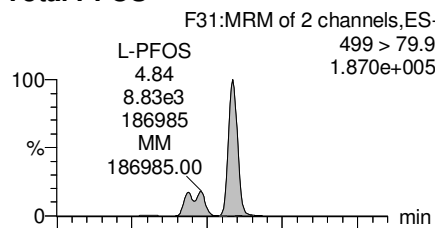
**Total PFOA**



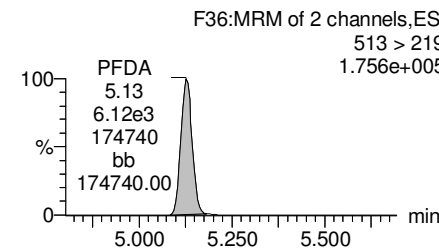
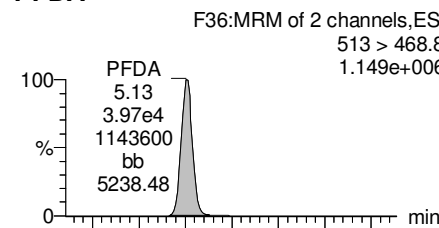
**PFNA**



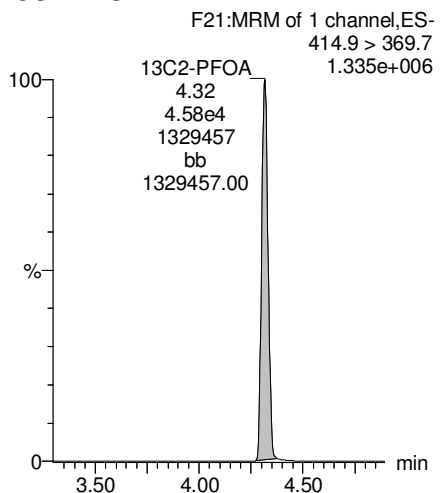
**Total PFOS**



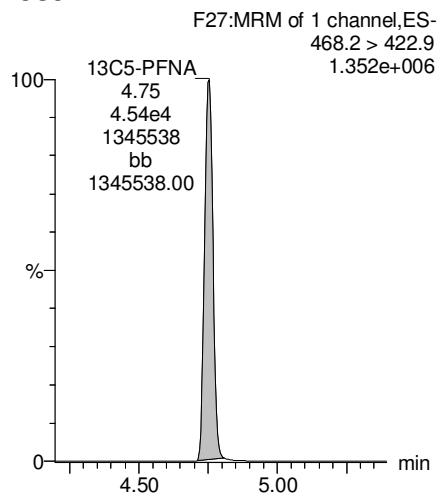
**PFDA**



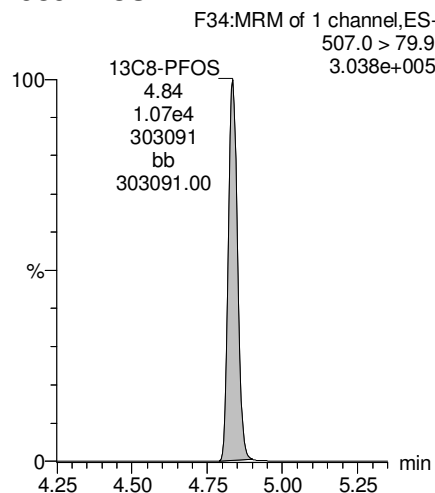
**13C2-PFOA**



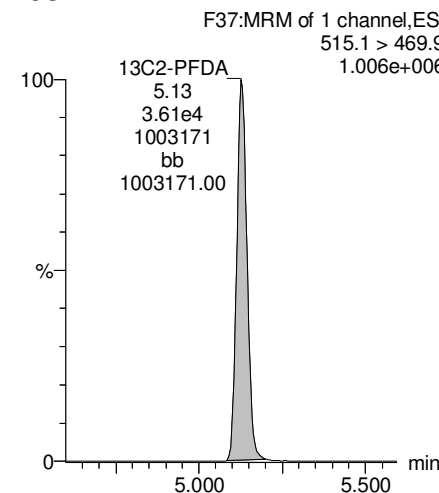
**13C5-PFNA**



**13C8-PFOS**



**13C2-PFDA**



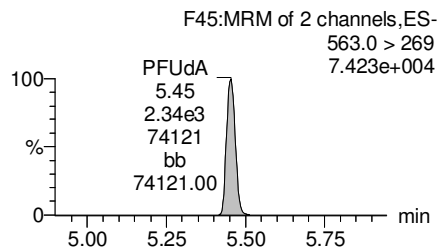
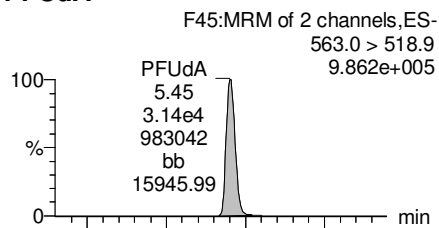
Dataset: Z:\Projects\PFAS.PRO\Results\180307M1\180307M1-20.qld

Last Altered: Saturday, March 10, 2018 09:08:59 Pacific Standard Time

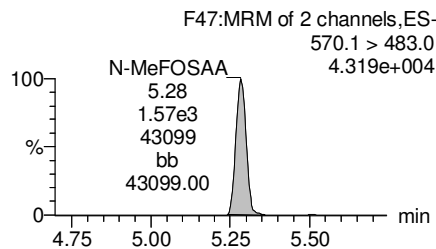
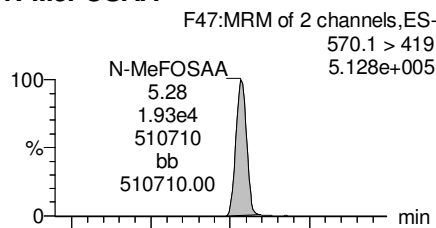
Printed: Saturday, March 10, 2018 09:11:33 Pacific Standard Time

Name: 180307M1\_20, Date: 07-Mar-2018, Time: 19:38:30, ID: B8B0147-BS1 OPR 0.25, Description: OPR

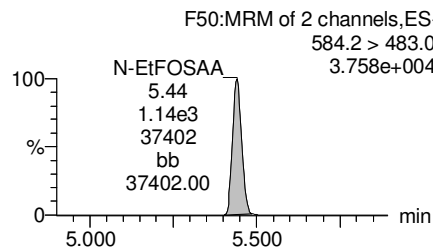
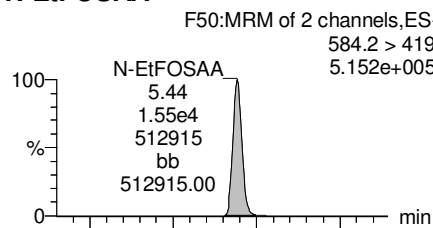
**PFUdA**



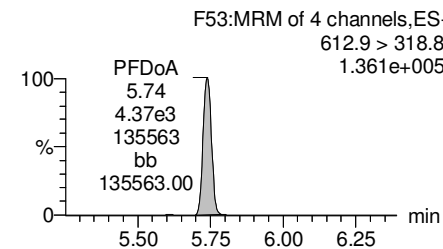
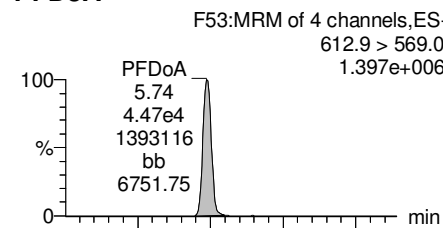
**N-MeFOSAA**



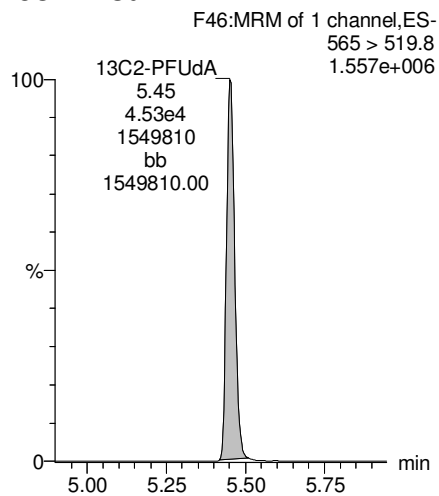
**N-EtFOSAA**



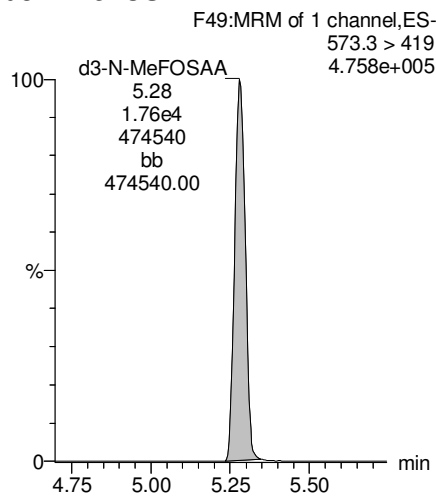
**PFDaA**



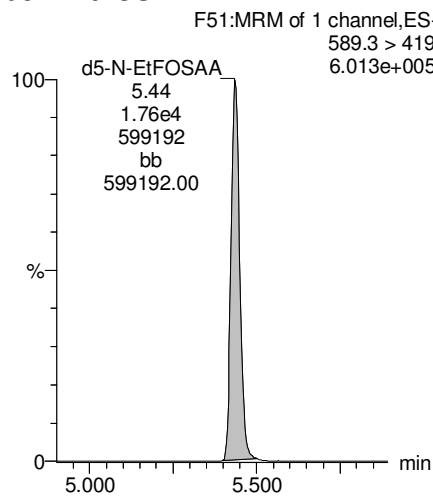
**13C2-PFUdA**



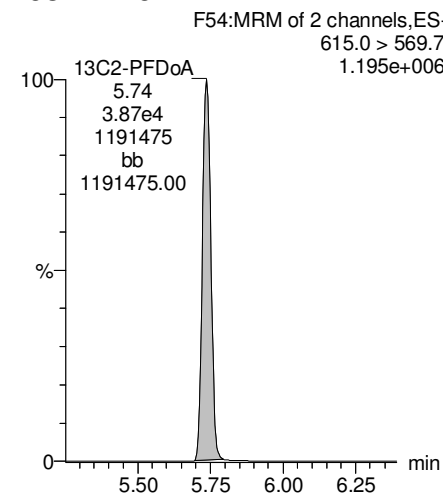
**d3-N-MeFOSAA**



**d5-N-EtFOSAA**



**13C2-PFDaA**



Dataset: Z:\Projects\PFAS.PRO\Results\180307M1\180307M1-20.qld

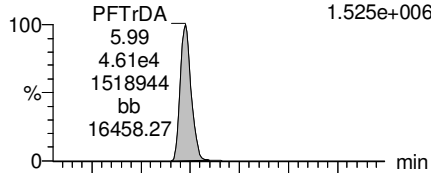
Last Altered: Saturday, March 10, 2018 09:08:59 Pacific Standard Time

Printed: Saturday, March 10, 2018 09:11:33 Pacific Standard Time

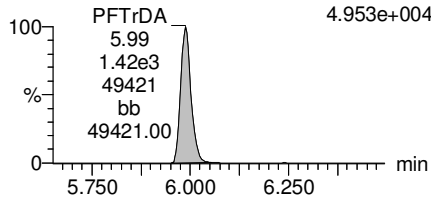
Name: 180307M1\_20, Date: 07-Mar-2018, Time: 19:38:30, ID: B8B0147-BS1 OPR 0.25, Description: OPR

**PFTrDA**

F59:MRM of 2 channels,ES-  
662.9 > 618.9  
1.525e+006

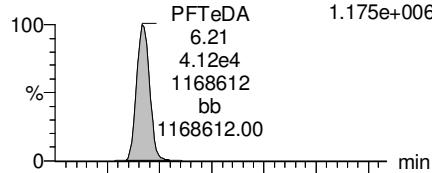


F59:MRM of 2 channels,ES-  
662.9 > 319  
4.953e+004

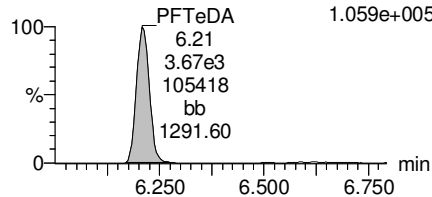


**PFTeDA**

F60:MRM of 2 channels,ES-  
712.9 > 668.8  
1.175e+006

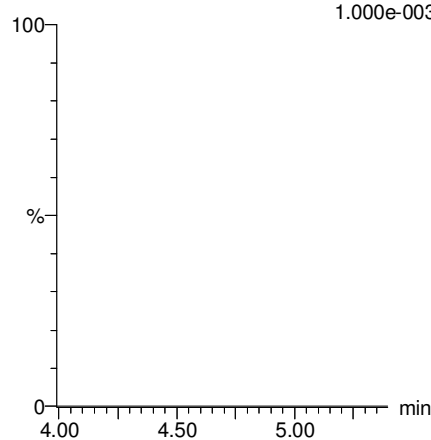


F60:MRM of 2 channels,ES-  
712.9 > 369  
1.059e+005



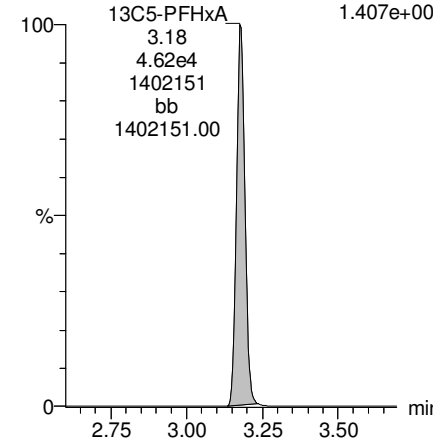
**TCDA**

F30:MRM of 3 channels,ES-  
498.3 > 106.9  
1.000e-003



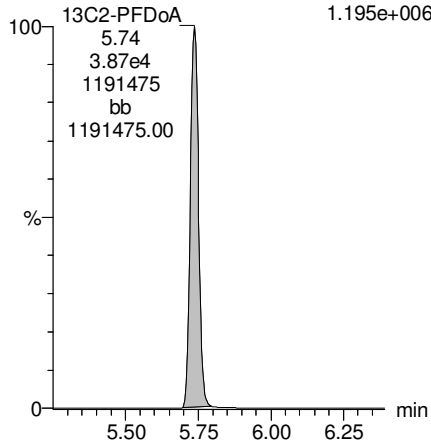
**13C5-PFHxA**

F10:MRM of 1 channel,ES-  
318 > 272.9  
1.407e+006



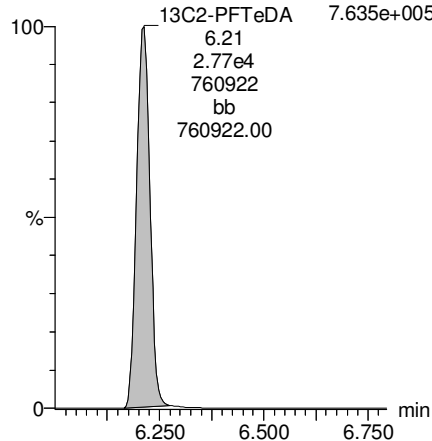
**13C2-PFDoA**

F54:MRM of 2 channels,ES-  
615.0 > 569.7  
1.195e+006



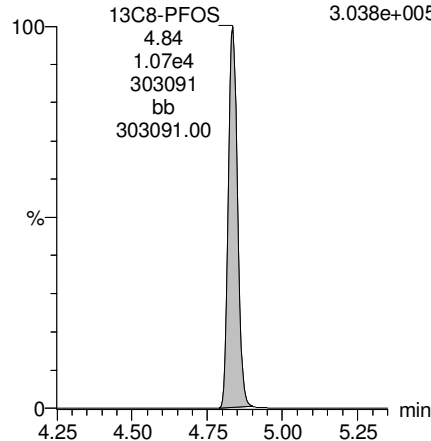
**13C2-PFTeDA**

F61:MRM of 2 channels,ES-  
714.8 > 669.6  
7.635e+005



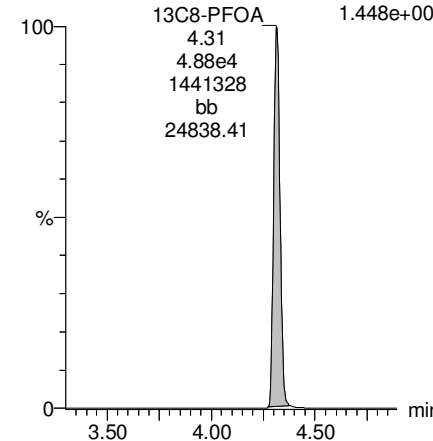
**13C8-PFOS**

F34:MRM of 1 channel,ES-  
507.0 > 79.9  
3.038e+005



**13C8-PFOA**

F22:MRM of 1 channel,ES-  
421.3 > 376  
1.448e+006



Dataset: Z:\Projects\PFAS.PRO\Results\180307M1\180307M1-20.qld

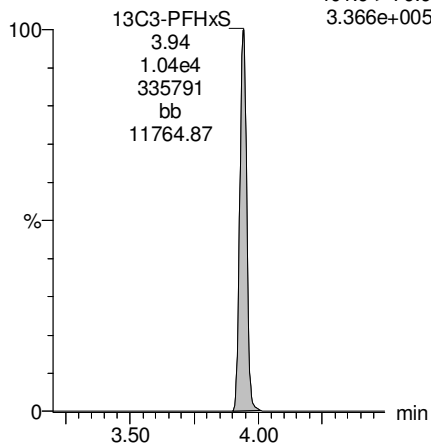
Last Altered: Saturday, March 10, 2018 09:08:59 Pacific Standard Time

Printed: Saturday, March 10, 2018 09:11:33 Pacific Standard Time

Name: 180307M1\_20, Date: 07-Mar-2018, Time: 19:38:30, ID: B8B0147-BS1 OPR 0.25, Description: OPR

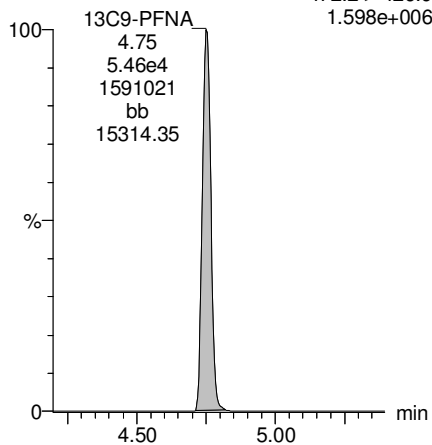
**13C3-PFHxS**

F18:MRM of 1 channel,ES-  
401.9 > 79.9  
3.366e+005



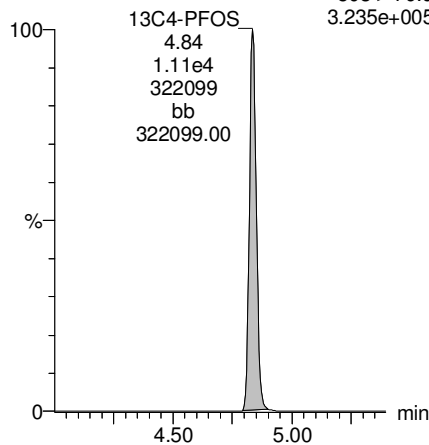
**13C9-PFNA**

F28:MRM of 1 channel,ES-  
472.2 > 426.9  
1.598e+006



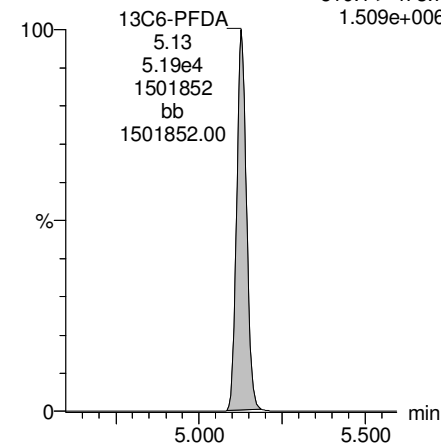
**13C4-PFOS**

F32:MRM of 1 channel,ES-  
503 > 79.9  
3.235e+005



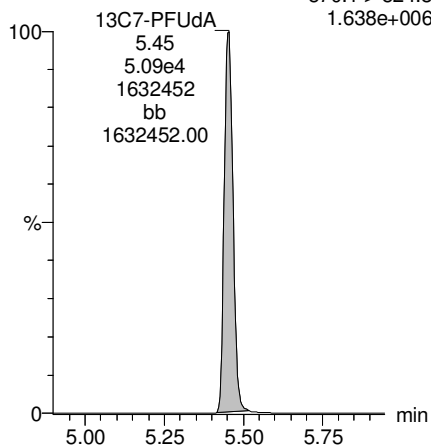
**13C6-PFDA**

F39:MRM of 1 channel,ES-  
519.1 > 473.7  
1.509e+006



**13C7-PFUDA**

F48:MRM of 1 channel,ES-  
570.1 > 524.8  
1.638e+006



Dataset: F:\Projects\PFAS.PRO\Results\180222M1\180222M1-94.qld

Last Altered: Sunday, February 25, 2018 14:00:27 Pacific Standard Time

Printed: Sunday, February 25, 2018 14:01:08 Pacific Standard Time

Method: F:\Projects\PFAS.PRO\MethDB\PFAS\_FULL\_80C\_022218.mdb 23 Feb 2018 08:58:55

Calibration: F:\Projects\PFAS.PRO\CurveDB\C18\_VAL-PFAS\_Q4\_02-22-18-FULL.cdb 23 Feb 2018 10:57:03

Name: 180222M1\_94, Date: 23-Feb-2018, Time: 08:14:18, ID: 1800284-01 OF-RW65-0218 0.10925, Description: OF-RW65-0218

	# Name	Trace	Area	IS Area	Wt./Vol.	RRF	Pred.RT	RT	y Axis Resp.	Conc.	%Rec
1	3 PFBS	299.0 > 79.7		1.55e3	0.109		2.60				
2	5 PFHxA	313.2 > 268.9		2.71e3	0.109		3.19				
3	7 PFHpA	363.0 > 318.9		7.93e3	0.109		3.81				
4	8 L-PFHxS	398.9 > 79.6	2.15e0	1.06e3	0.109		3.85	3.77	0.0255	0.4920	
5	11 L-PFOA	413 > 368.7	1.32e2	1.03e4	0.109		4.22	4.15	0.159	0.6781	
6	14 PFNA	463.0 > 418.8		1.07e4	0.109		4.76				
7	16 L-PFOS	499 > 79.9		3.36e3	0.109		4.74				
8	18 PFDA	513 > 468.8		9.21e3	0.109		5.14				
9	21 N-MeFOSAA	570.1 > 419		4.28e3	0.109		5.29				
10	22 N-EtFOSAA	584.2 > 419		4.63e3	0.109		5.45				
11	23 PFUdA	563.0 > 518.9		1.20e4	0.109		5.46				

Dataset: F:\Projects\PFAS.PRO\Results\180222M1\180222M1-94.qld

Last Altered: Sunday, February 25, 2018 14:00:27 Pacific Standard Time

Printed: Sunday, February 25, 2018 14:01:16 Pacific Standard Time

Method: F:\Projects\PFAS.PRO\MethDB\PFAS\_FULL\_80C\_022218.mdb 23 Feb 2018 08:58:55

Calibration: F:\Projects\PFAS.PRO\CurveDB\C18\_VAL-PFAS\_Q4\_02-22-18-FULL.cdb 23 Feb 2018 10:57:03

Name: 180222M1\_94, Date: 23-Feb-2018, Time: 08:14:18, ID: 1800284-01 OF-RW65-0218 0.10925, Description: OF-RW65-0218

#	Name	Trace	Area	IS Area	Wt./Vol.	RRF	Pred.RT	RT	y Axis Resp.	Conc.	%Rec	
1	25	PFDa	612.9 > 569.0	1.15e4	0.109		5.74					
2	27	PFTDA	662.9 > 618.9	1.15e4	0.109		5.98					
3	28	PFTeDA	712.9 > 668.8	5.01e3	0.109		6.20					
4	36	13C3-PFBS	302. > 98.8	1.55e3	9.71e3	0.109	0.120	2.69	2.53	2.00	152.1386	133.0
5	37	13C2-PFHxA	315 > 269.8	2.71e3	9.71e3	0.109	0.760	3.19	3.02	3.50	42.1035	92.0
6	38	13C4-PFHpA	367.2 > 321.8	7.93e3	9.71e3	0.109	0.729	3.81	3.63	10.2	128.1940	112.0
7	39	18O2-PFHxS	403.0 > 102.6	1.06e3	2.84e3	0.109	0.367	3.96	3.78	4.66	116.1338	101.5
8	40	13C2-PFOA	414.9 > 369.7	1.03e4	1.09e4	0.109	1.225	4.33	4.15	11.9	89.0232	77.8
9	41	13C5-PFNA	468.2 > 422.9	1.07e4	1.25e4	0.109	0.936	4.76	4.58	10.7	104.4860	91.3
10	42	13C8-PFOA	506.1 > 77.7	1.88e3	1.37e4	0.109	0.235	4.83	4.64	1.72	67.1388	58.7
11	43	13C8-PFOS	507.0 > 79.9	3.36e3	3.33e3	0.109	1.018	4.84	4.67	12.6	113.5172	99.2
12	44	13C2-PFDA	515.1 > 469.9	9.21e3	1.08e4	0.109	0.977	5.14	4.96	10.7	100.3958	87.7
13	45	d3-N-MeFOSAA	573.3 > 419	4.28e3	1.37e4	0.109	0.405	5.29	5.11	3.92	88.6284	77.5
14	46	d5-N-EtFOSAA	589.3 > 419	4.63e3	1.37e4	0.109	0.419	5.45	5.26	4.24	92.7523	81.1
15	47	13C2-PFUdA	565 > 519.8	1.20e4	1.37e4	0.109	1.045	5.46	5.28	11.0	96.2604	84.1
16	48	13C2-PFDa	615.0 > 569.7	1.15e4	1.37e4	0.109	0.832	5.74	5.56	10.6	116.1965	101.6
17	49	d3-N-MeFOSA	515.2 > 168.9		1.37e4	0.109	0.109	5.84				
18	50	13C2-PFTeDA	714.8 > 669.6	5.01e3	1.37e4	0.109	0.313	6.20	6.03	4.59	134.0468	117.2
19	51	d5-N-ETFOSA	531.1 > 168.9		1.37e4	0.109	0.160	6.22				
20	52	13C2-PFHxDA	815 > 769.7	3.42e3	1.37e4	0.109	0.648	6.51	6.38	3.13	44.1719	96.5
21	53	d7-N-MeFOSE	623.1 > 58.9		1.37e4	0.109	0.150	6.31				
22	54	d9-N-EtFOSE	639.2 > 58.8		1.37e4	0.109	0.142	6.45				
23	55	13C4-PFBA	217. > 171.8	8.67e3	8.67e3	0.109	1.000	1.46	1.28	12.5	114.4165	100.0
24	56	13C5-PFHxA	318 > 272.9	9.71e3	9.71e3	0.109	1.000	3.19	3.02	12.5	114.4165	100.0
25	57	13C3-PFHxS	401.9 > 79.9	2.84e3	2.84e3	0.109	1.000	3.96	3.78	12.5	114.4165	100.0
26	58	13C8-PFOA	421.3 > 376	1.09e4	1.09e4	0.109	1.000	4.33	4.15	12.5	114.4165	100.0
27	59	13C9-PFNA	472.2 > 426.9	1.25e4	1.25e4	0.109	1.000	4.70	4.59	12.5	114.4165	100.0
28	60	13C4-PFOS	503 > 79.9	3.33e3	3.33e3	0.109	1.000	4.84	4.67	12.5	114.4165	100.0
29	61	13C6-PFDA	519.1 > 473.7	1.08e4	1.08e4	0.109	1.000	5.14	4.96	12.5	114.4165	100.0
30	62	13C7-PFUdA	570.1 > 524.8	1.37e4	1.37e4	0.109	1.000	5.46	5.28	12.5	114.4165	100.0
31	63	Total PFHxS	398.9 > 79.6	2.15e0	1.06e3	0.109		3.85		0.0255	0.4920	
32	64	Total PFOA	413 > 368.7	1.32e2	1.03e4	0.109		4.21		0.159	0.6781	

AD 2/25/2018

Dataset: F:\Projects\PFAS.PRO\Results\180222M1\180222M1-94.qld

Last Altered: Sunday, February 25, 2018 14:00:27 Pacific Standard Time

Printed: Sunday, February 25, 2018 14:01:16 Pacific Standard Time

Name: 180222M1\_94, Date: 23-Feb-2018, Time: 08:14:18, ID: 1800284-01 OF-RW65-0218 0.10925, Description: OF-RW65-0218

	# Name	Trace	Area	IS Area	Wt./Vol.	RRF	Pred.RT	RT	y Axis Resp.	Conc.	%Rec
33	65 Total PFOS	499 > 79.9	0.00e0	3.36e3	0.109		4.73		0.000		
34	66 Total N-MeFOSAA	570.1 > 419	0.00e0	4.28e3	0.109		5.29		0.000		
35	67 Total N-EtFOSAA	584.2 > 419	0.00e0	4.63e3	0.109		5.45		0.000		



Dataset: F:\Projects\PFAS.PRO\Results\180222M1\180222M1-94.qld

Last Altered: Sunday, February 25, 2018 14:00:27 Pacific Standard Time

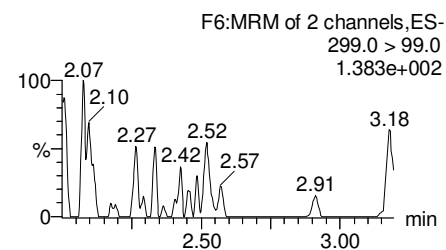
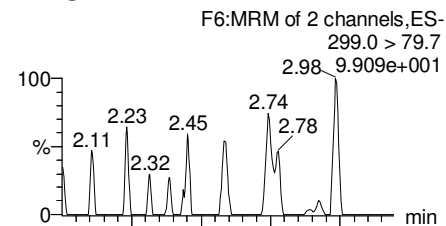
Printed: Sunday, February 25, 2018 14:01:16 Pacific Standard Time

Method: F:\Projects\PFAS.PRO\MethDB\PFAS\_FULL\_80C\_022218.mdb 23 Feb 2018 08:58:55

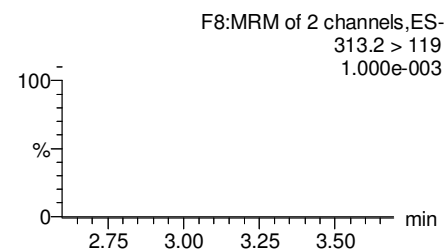
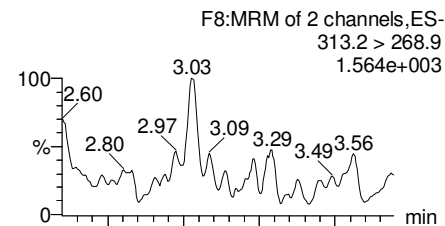
Calibration: F:\Projects\PFAS.PRO\CurveDB\C18\_VAL-PFAS\_Q4\_02-22-18-FULL.cdb 23 Feb 2018 10:57:03

Name: 180222M1\_94, Date: 23-Feb-2018, Time: 08:14:18, ID: 1800284-01 OF-RW65-0218 0.10925, Description: OF-RW65-0218

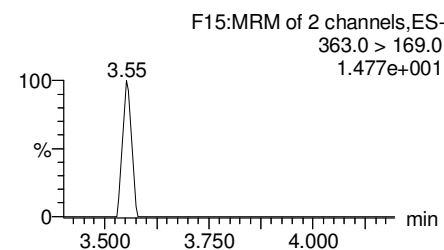
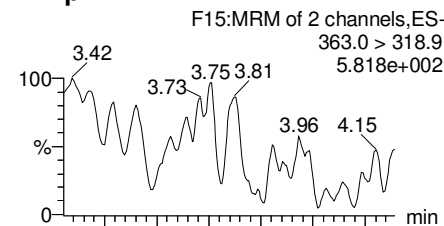
**PFBS**



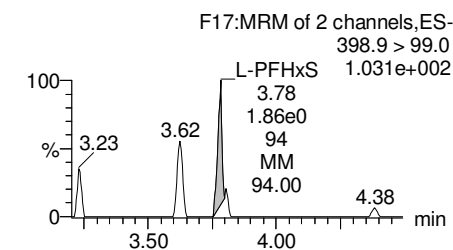
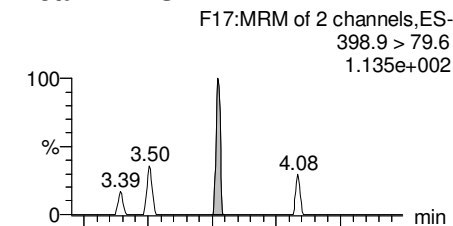
**PFHxA**



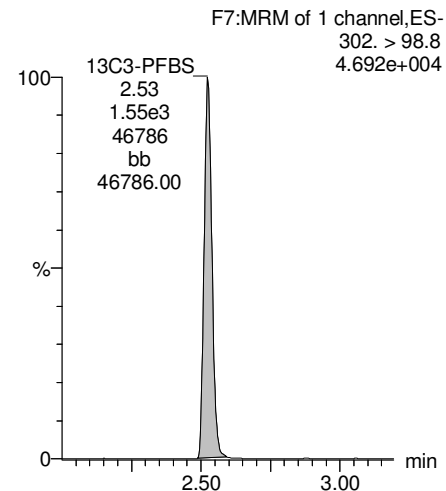
**PFHpA**



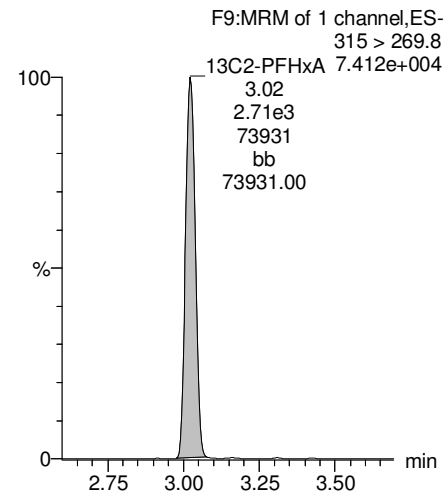
**Total PFHxS**



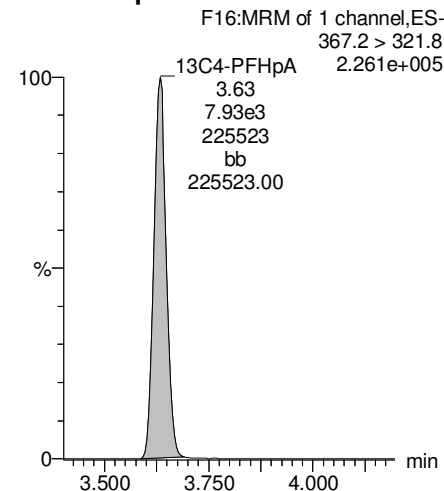
**13C3-PFBS**



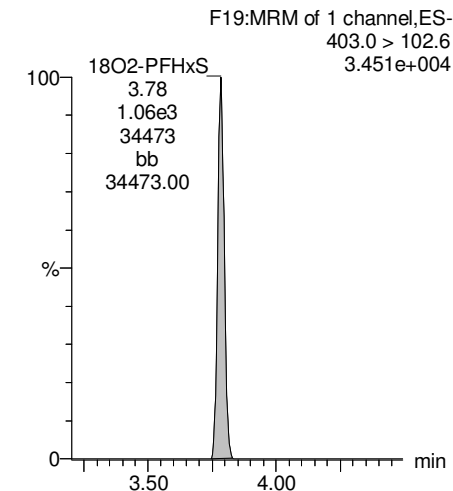
**13C2-PFHxA**



**13C4-PFHpA**



**18O2-PFHxS**



Dataset: F:\Projects\PFAS.PRO\Results\180222M1\180222M1-94.qld

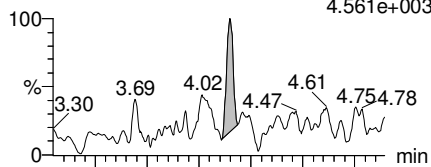
Last Altered: Sunday, February 25, 2018 14:00:27 Pacific Standard Time

Printed: Sunday, February 25, 2018 14:01:16 Pacific Standard Time

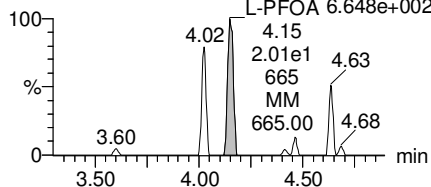
Name: 180222M1\_94, Date: 23-Feb-2018, Time: 08:14:18, ID: 1800284-01 OF-RW65-0218 0.10925, Description: OF-RW65-0218

**Total PFOA**

F20:MRM of 2 channels,ES-  
413 > 368.7  
4.561e+003

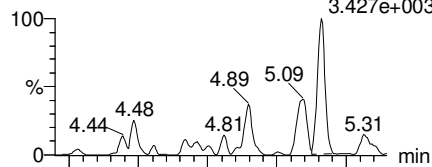


F20:MRM of 2 channels,ES-  
413 > 169  
L-PFOA 6.648e+002

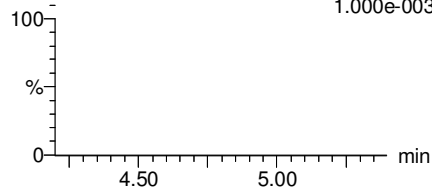


**PFNA**

F26:MRM of 2 channels,ES-  
463.0 > 418.8  
3.427e+003

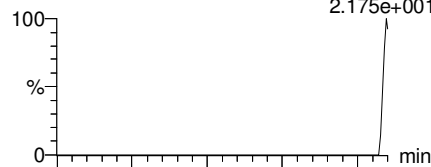


F26:MRM of 2 channels,ES-  
463.0 > 219.0  
1.000e-003

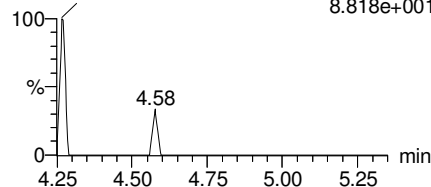


**Total PFOS**

F31:MRM of 2 channels,ES-  
499 > 79.9  
2.175e+001

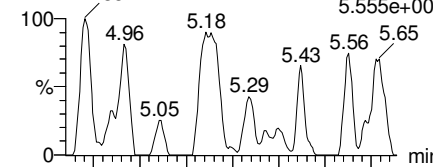


F31:MRM of 2 channels,ES-  
499 > 99  
8.818e+001

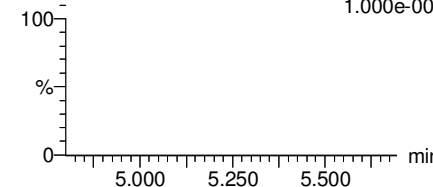


**PFDA**

F36:MRM of 2 channels,ES-  
513 > 468.8  
5.555e+002

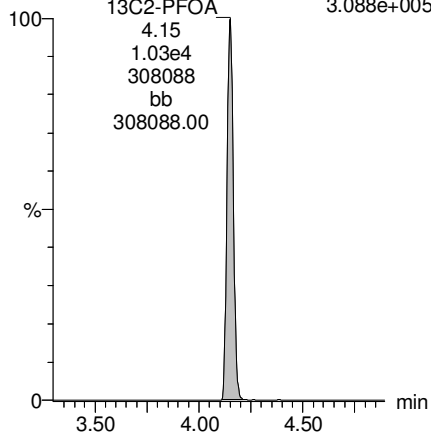


F36:MRM of 2 channels,ES-  
513 > 219  
1.000e-003



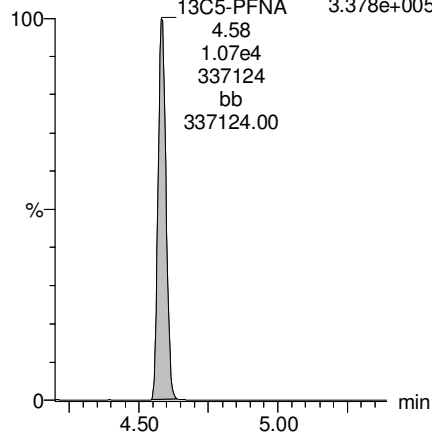
**13C2-PFOA**

F21:MRM of 1 channel,ES-  
414.9 > 369.7  
3.088e+005



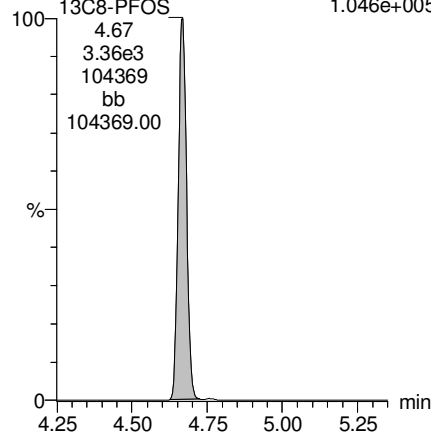
**13C5-PFNA**

F27:MRM of 1 channel,ES-  
468.2 > 422.9  
3.378e+005



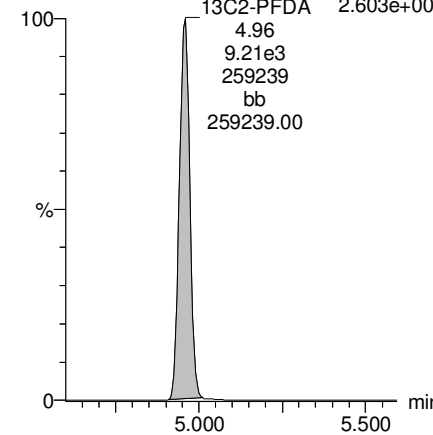
**13C8-PFOS**

F34:MRM of 1 channel,ES-  
507.0 > 79.9  
1.046e+005



**13C2-PFDA**

F37:MRM of 1 channel,ES-  
515.1 > 469.9  
2.603e+005



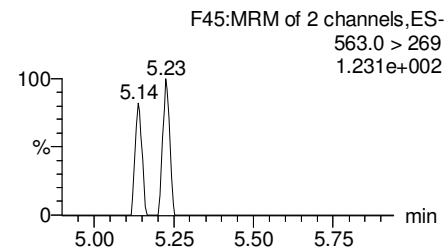
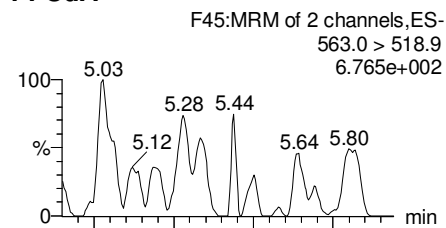
Dataset: F:\Projects\PFAS.PRO\Results\180222M1\180222M1-94.qld

Last Altered: Sunday, February 25, 2018 14:00:27 Pacific Standard Time

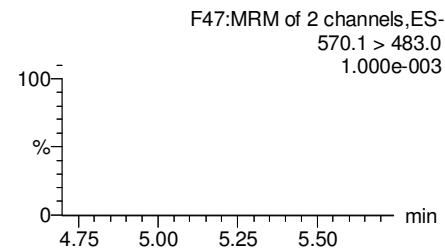
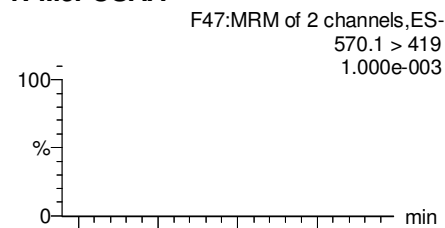
Printed: Sunday, February 25, 2018 14:01:16 Pacific Standard Time

Name: 180222M1\_94, Date: 23-Feb-2018, Time: 08:14:18, ID: 1800284-01 OF-RW65-0218 0.10925, Description: OF-RW65-0218

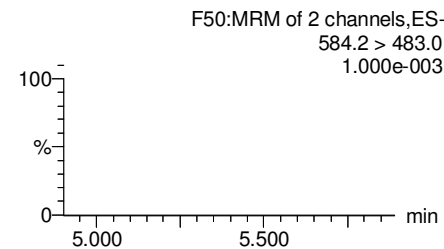
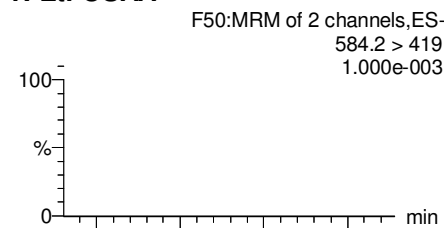
**PFUdA**



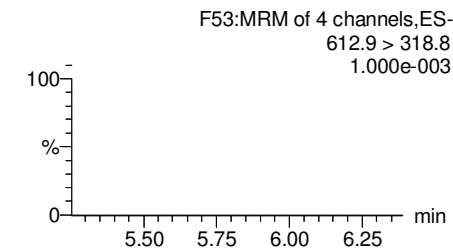
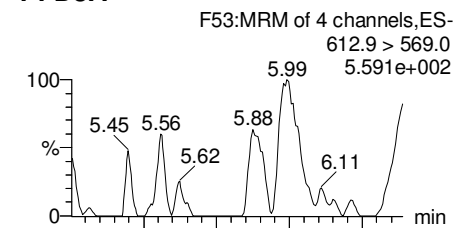
**N-MeFOSAA**



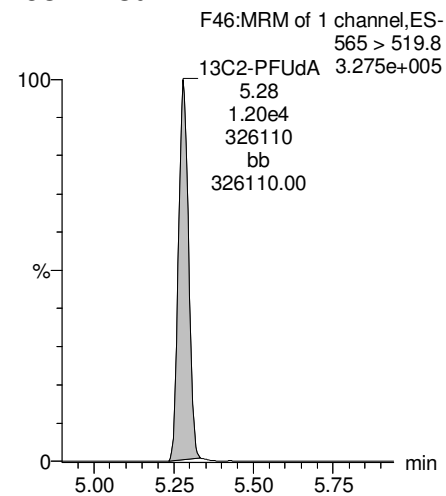
**N-EtFOSAA**



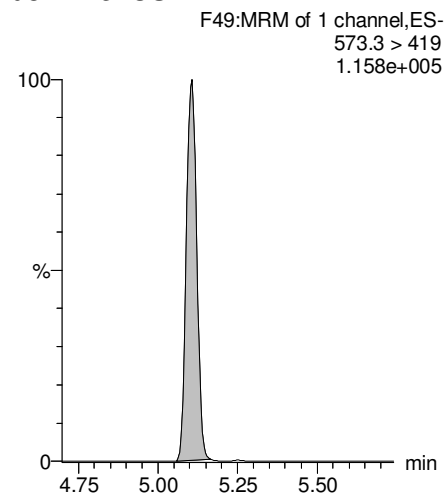
**PFDaA**



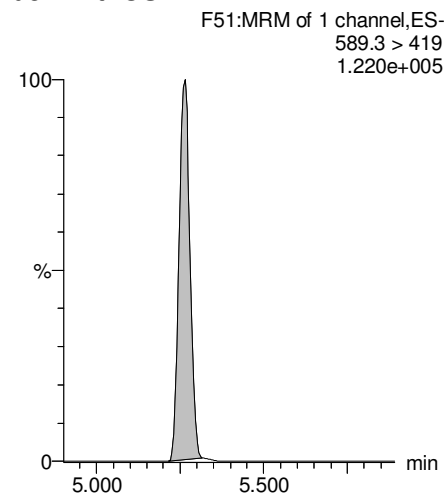
**13C2-PFUdA**



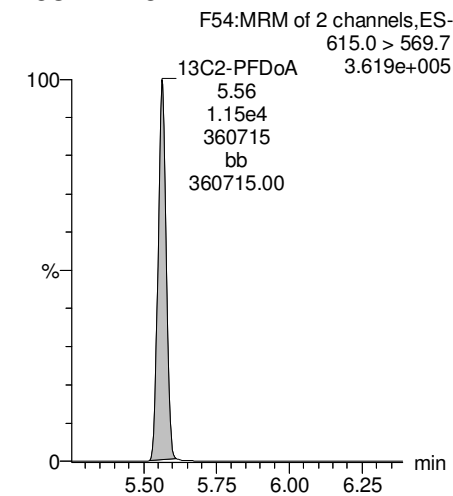
**d3-N-MeFOSAA**



**d5-N-EtFOSAA**



**13C2-PFDaA**



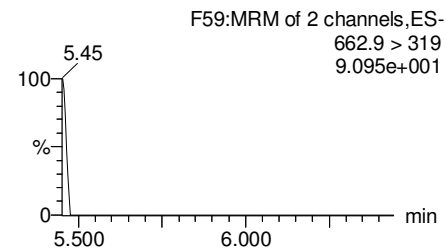
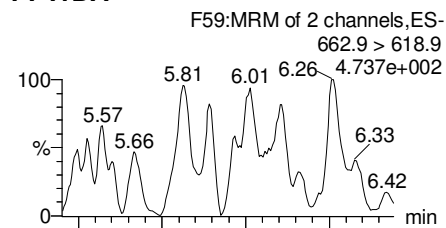
Dataset: F:\Projects\PFAS.PRO\Results\180222M1\180222M1-94.qld

Last Altered: Sunday, February 25, 2018 14:00:27 Pacific Standard Time

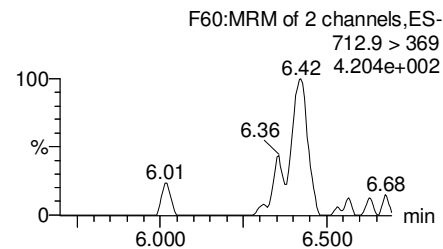
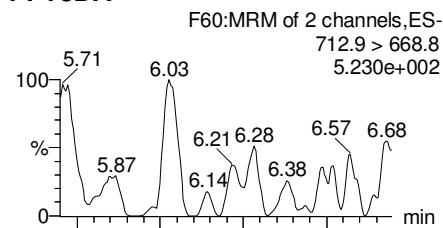
Printed: Sunday, February 25, 2018 14:01:16 Pacific Standard Time

Name: 180222M1\_94, Date: 23-Feb-2018, Time: 08:14:18, ID: 1800284-01 OF-RW65-0218 0.10925, Description: OF-RW65-0218

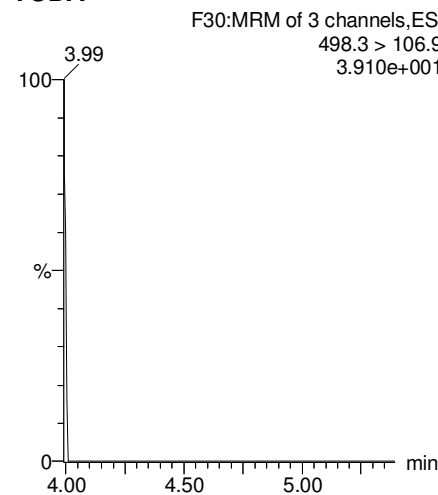
**PFTrDA**



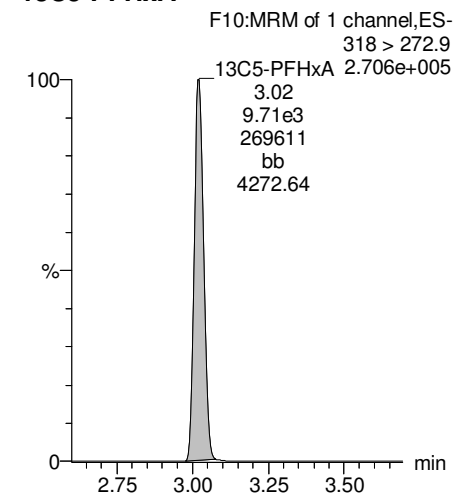
**PFTeDA**



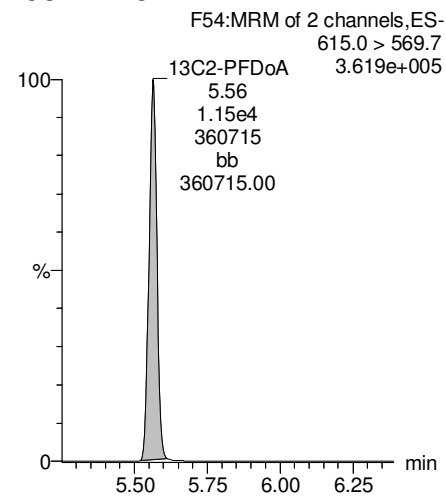
**TCDA**



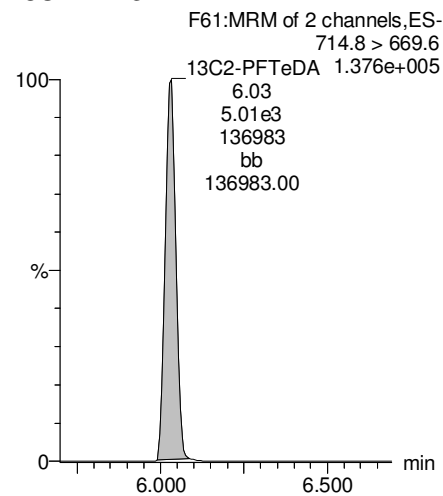
**13C5-PFHxA**



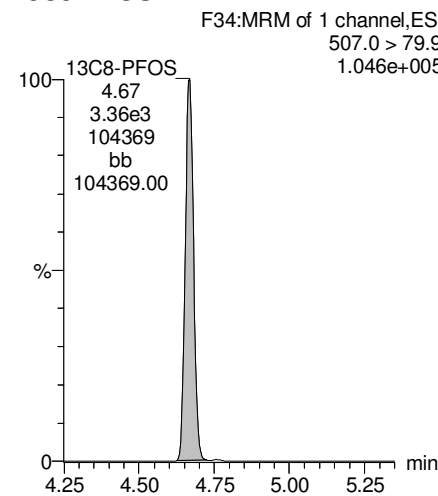
**13C2-PFDoA**



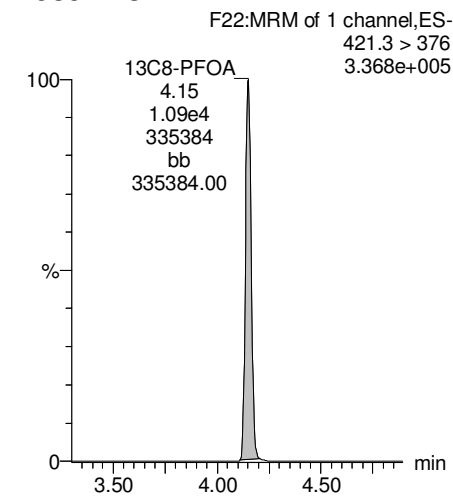
**13C2-PFTeDA**



**13C8-PFOS**



**13C8-PFOA**

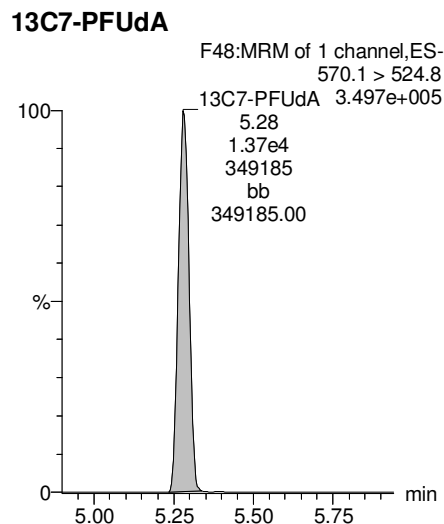
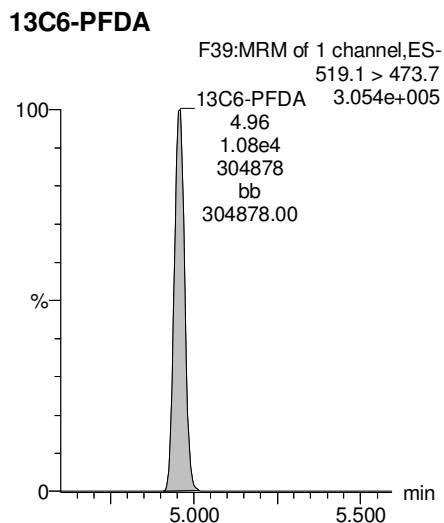
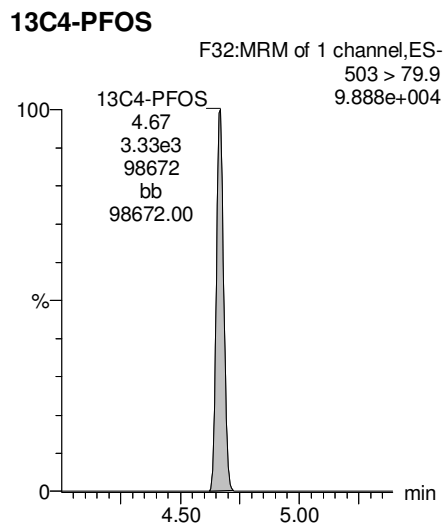
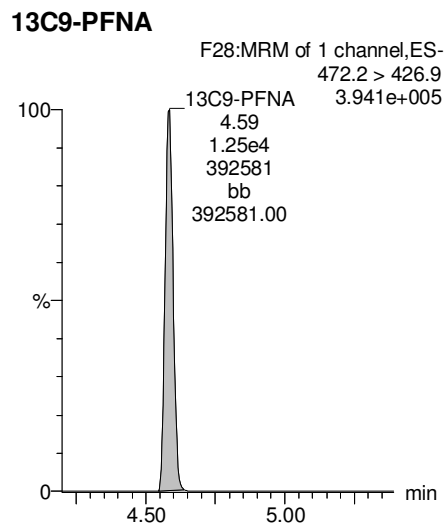
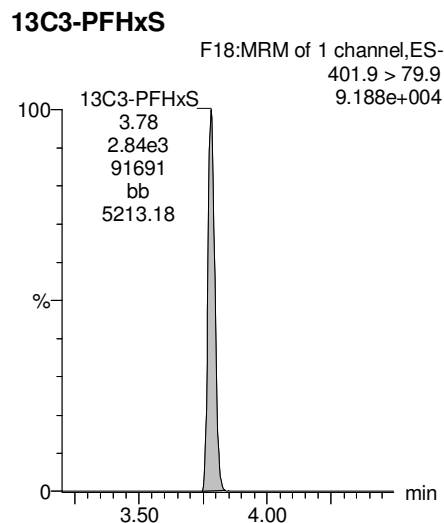


Dataset: F:\Projects\PFAS.PRO\Results\180222M1\180222M1-94.qld

Last Altered: Sunday, February 25, 2018 14:00:27 Pacific Standard Time

Printed: Sunday, February 25, 2018 14:01:16 Pacific Standard Time

Name: 180222M1\_94, Date: 23-Feb-2018, Time: 08:14:18, ID: 1800284-01 OF-RW65-0218 0.10925, Description: OF-RW65-0218



Dataset: F:\Projects\PFAS.PRO\Results\180222M1\180222M1-95.qld

Last Altered: Sunday, February 25, 2018 14:07:03 Pacific Standard Time

Printed: Sunday, February 25, 2018 14:07:42 Pacific Standard Time

Method: F:\Projects\PFAS.PRO\MethDB\PFAS\_FULL\_80C\_022218.mdb 23 Feb 2018 08:58:55

Calibration: F:\Projects\PFAS.PRO\CurveDB\C18\_VAL-PFAS\_Q4\_02-22-18-FULL.cdb 23 Feb 2018 10:57:03

Name: 180222M1\_95, Date: 23-Feb-2018, Time: 08:25:48, ID: 1800284-02 OF-RW65P-0218 0.11249, Description: OF-RW65P-0218

	# Name	Trace	Area	IS Area	Wt./Vol.	RRF	Pred.RT	RT	y Axis Resp.	Conc.	%Rec
1	3 PFBS	299.0 > 79.7		1.57e3	0.112		2.60				
2	5 PFHxA	313.2 > 268.9	4.34e1	2.71e3	0.112		3.19	3.03	0.0800	0.0344	
3	7 PFHpA	363.0 > 318.9		7.65e3	0.112		3.81				
4	8 L-PFHxS	398.9 > 79.6	5.51e0	1.15e3	0.112		3.85	3.78	0.0600	0.6455	
5	11 L-PFOA	413 > 368.7	1.02e2	1.11e4	0.112		4.22	4.15	0.115	0.2350	
6	14 PFNA	463.0 > 418.8		8.84e3	0.112		4.76				
7	16 L-PFOS	499 > 79.9	2.09e0	3.03e3	0.112		4.74	4.66	0.00861	1.0646	
8	18 PFDA	513 > 468.8		1.02e4	0.112		5.14				
9	21 N-MeFOSAA	570.1 > 419		4.58e3	0.112		5.29				
10	22 N-EtFOSAA	584.2 > 419		3.68e3	0.112		5.45				
11	23 PFUdA	563.0 > 518.9	2.76e1	1.25e4	0.112		5.46	5.29	0.0275		

Dataset: F:\Projects\PFAS.PRO\Results\180222M1\180222M1-95.qld

Last Altered: Sunday, February 25, 2018 14:07:03 Pacific Standard Time

Printed: Sunday, February 25, 2018 14:07:56 Pacific Standard Time

Method: F:\Projects\PFAS.PRO\MethDB\PFAS\_FULL\_80C\_022218.mdb 23 Feb 2018 08:58:55

Calibration: F:\Projects\PFAS.PRO\CurveDB\C18\_VAL-PFAS\_Q4\_02-22-18-FULL.cdb 23 Feb 2018 10:57:03

Name: 180222M1\_95, Date: 23-Feb-2018, Time: 08:25:48, ID: 1800284-02 OF-RW65P-0218 0.11249, Description: OF-RW65P-0218

#	Name	Trace	Area	IS Area	Wt./Vol.	RRF	Pred.RT	RT	y Axis Resp.	Conc.	%Rec	
1	25	PFDa	612.9 > 569.0	9.22e3	0.112		5.74					
2	27	PFTDA	662.9 > 618.9	9.22e3	0.112		5.98					
3	28	PFTeDA	712.9 > 668.8	4.26e3	0.112		6.20					
4	36	13C3-PFBS	302. > 98.8	1.57e3	1.18e4	0.112	0.120	2.69	2.53	1.66	122.9901	110.7
5	37	13C2-PFHxA	315 > 269.8	2.71e3	1.18e4	0.112	0.760	3.19	3.02	2.87	33.5642	75.5
6	38	13C4-PFHpA	367.2 > 321.8	7.65e3	1.18e4	0.112	0.729	3.81	3.63	8.09	98.6572	88.8
7	39	18O2-PFHxS	403.0 > 102.6	1.15e3	3.04e3	0.112	0.367	3.96	3.78	4.71	114.1721	102.7
8	40	13C2-PFOA	414.9 > 369.7	1.11e4	9.12e3	0.112	1.225	4.33	4.15	15.2	110.2299	99.2
9	41	13C5-PFNA	468.2 > 422.9	8.84e3	1.11e4	0.112	0.936	4.76	4.59	9.99	94.9088	85.4
10	42	13C8-PFOSA	506.1 > 77.7	1.69e3	1.13e4	0.112	0.235	4.83	4.64	1.87	70.5465	63.5
11	43	13C8-PFOS	507.0 > 79.9	3.03e3	3.38e3	0.112	1.018	4.84	4.66	11.2	97.7652	88.0
12	44	13C2-PFDA	515.1 > 469.9	1.02e4	1.28e4	0.112	0.977	5.14	4.96	10.0	91.2504	82.1
13	45	d3-N-MeFOSAA	573.3 > 419	4.58e3	1.13e4	0.112	0.405	5.29	5.11	5.05	110.9818	99.9
14	46	d5-N-EtFOSAA	589.3 > 419	3.68e3	1.13e4	0.112	0.419	5.45	5.26	4.07	86.3361	77.7
15	47	13C2-PFUdA	565 > 519.8	1.25e4	1.13e4	0.112	1.045	5.46	5.28	13.8	117.5755	105.8
16	48	13C2-PFDoA	615.0 > 569.7	9.22e3	1.13e4	0.112	0.832	5.74	5.57	10.2	108.7493	97.9
17	49	d3-N-MeFOSA	515.2 > 168.9		1.13e4	0.112	0.109	5.84				
18	50	13C2-PFTeDA	714.8 > 669.6	4.26e3	1.13e4	0.112	0.313	6.20	6.03	4.70	133.3967	120.0
19	51	d5-N-ETFOSA	531.1 > 168.9		1.13e4	0.112	0.160	6.22				
20	52	13C2-PFHxDA	815 > 769.7	3.27e3	1.13e4	0.112	0.648	6.51	6.38	3.61	49.5750	111.5
21	53	d7-N-MeFOSE	623.1 > 58.9		1.13e4	0.112	0.150	6.31				
22	54	d9-N-EtFOSE	639.2 > 58.8		1.13e4	0.112	0.142	6.45				
23	55	13C4-PFBA	217. > 171.8	8.23e3	8.23e3	0.112	1.000	1.46	1.30	12.5	111.1210	100.0
24	56	13C5-PFHxA	318 > 272.9	1.18e4	1.18e4	0.112	1.000	3.19	3.02	12.5	111.1210	100.0
25	57	13C3-PFHxS	401.9 > 79.9	3.04e3	3.04e3	0.112	1.000	3.96	3.78	12.5	111.1210	100.0
26	58	13C8-PFOA	421.3 > 376	9.12e3	9.12e3	0.112	1.000	4.33	4.15	12.5	111.1210	100.0
27	59	13C9-PFNA	472.2 > 426.9	1.11e4	1.11e4	0.112	1.000	4.70	4.58	12.5	111.1210	100.0
28	60	13C4-PFOS	503 > 79.9	3.38e3	3.38e3	0.112	1.000	4.84	4.66	12.5	111.1210	100.0
29	61	13C6-PFDA	519.1 > 473.7	1.28e4	1.28e4	0.112	1.000	5.14	4.96	12.5	111.1210	100.0
30	62	13C7-PFUdA	570.1 > 524.8	1.13e4	1.13e4	0.112	1.000	5.46	5.28	12.5	111.1210	100.0
31	63	Total PFHxS	398.9 > 79.6	5.51e0	1.15e3	0.112		3.85		0.0600	0.6455	
32	64	Total PFOA	413 > 368.7	1.02e2	1.11e4	0.112		4.21		0.115	0.2350	

AD 2/25/2018

Dataset: F:\Projects\PFAS.PRO\Results\180222M1\180222M1-95.qld

Last Altered: Sunday, February 25, 2018 14:07:03 Pacific Standard Time

Printed: Sunday, February 25, 2018 14:07:56 Pacific Standard Time

Name: 180222M1\_95, Date: 23-Feb-2018, Time: 08:25:48, ID: 1800284-02 OF-RW65P-0218 0.11249, Description: OF-RW65P-0218

	# Name	Trace	Area	IS Area	Wt./Vol.	RRF	Pred.RT	RT	y Axis Resp.	Conc.	%Rec
33	65 Total PFOS	499 > 79.9	2.09e0	3.03e3	0.112		4.73		0.00861	1.0646	
34	66 Total N-MeFOSAA	570.1 > 419	0.00e0	4.58e3	0.112		5.29		0.000		
35	67 Total N-EtFOSAA	584.2 > 419	0.00e0	3.68e3	0.112		5.45		0.000		



Dataset: F:\Projects\PFAS.PRO\Results\180222M1\180222M1-95.qld

Last Altered: Sunday, February 25, 2018 14:07:03 Pacific Standard Time

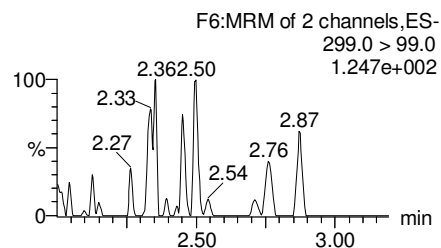
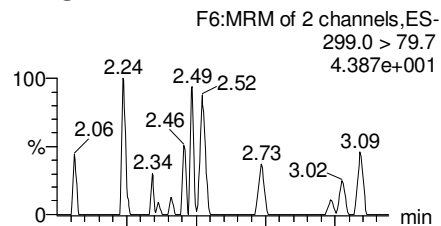
Printed: Sunday, February 25, 2018 14:07:56 Pacific Standard Time

Method: F:\Projects\PFAS.PRO\MethDB\PFAS\_FULL\_80C\_022218.mdb 23 Feb 2018 08:58:55

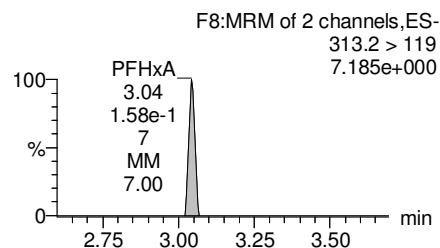
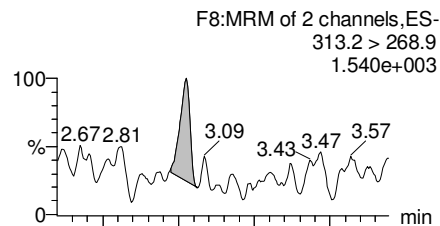
Calibration: F:\Projects\PFAS.PRO\CurveDB\C18\_VAL-PFAS\_Q4\_02-22-18-FULL.cdb 23 Feb 2018 10:57:03

Name: 180222M1\_95, Date: 23-Feb-2018, Time: 08:25:48, ID: 1800284-02 OF-RW65P-0218 0.11249, Description: OF-RW65P-0218

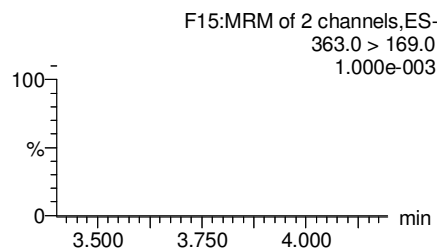
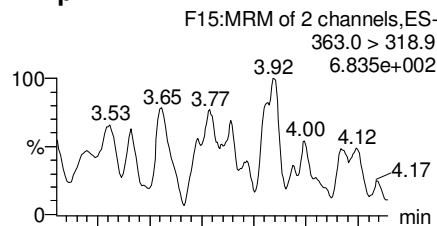
**PFBS**



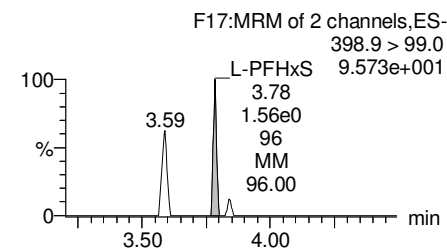
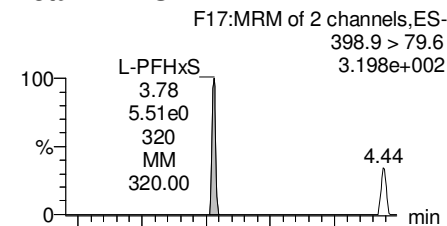
**PFHxA**



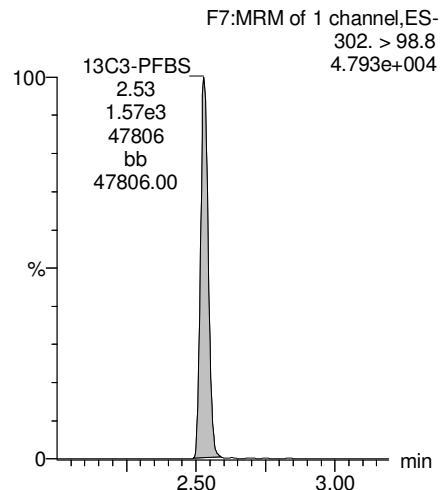
**PFHpA**



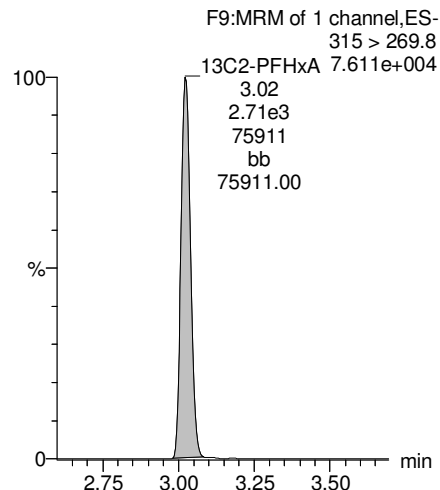
**Total PFHxS**



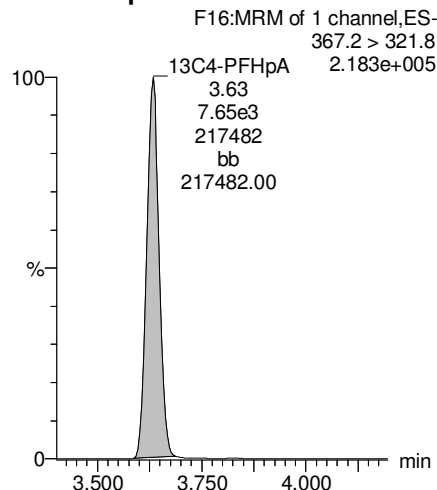
**13C3-PFBS**



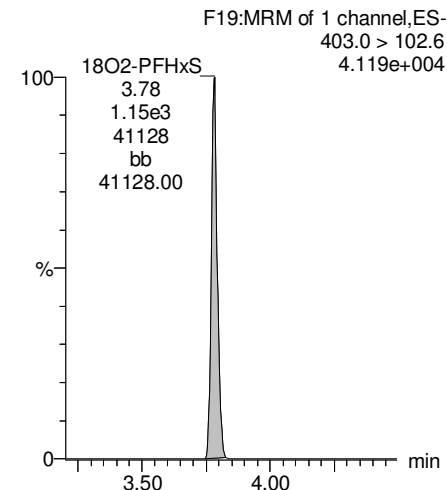
**13C2-PFHxA**



**13C4-PFHpA**



**18O2-PFHxS**



Dataset: F:\Projects\PFAS.PRO\Results\180222M1\180222M1-95.qld

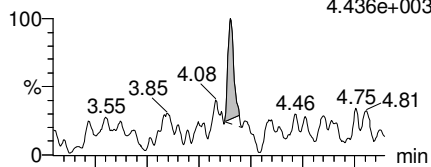
Last Altered: Sunday, February 25, 2018 14:07:03 Pacific Standard Time

Printed: Sunday, February 25, 2018 14:07:56 Pacific Standard Time

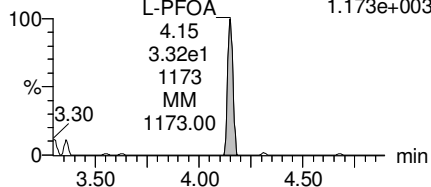
Name: 180222M1\_95, Date: 23-Feb-2018, Time: 08:25:48, ID: 1800284-02 OF-RW65P-0218 0.11249, Description: OF-RW65P-0218

**Total PFOA**

F20:MRM of 2 channels,ES-  
413 > 368.7  
4.436e+003

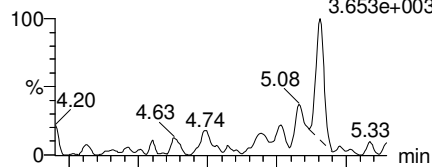


F20:MRM of 2 channels,ES-  
413 > 169  
1.173e+003

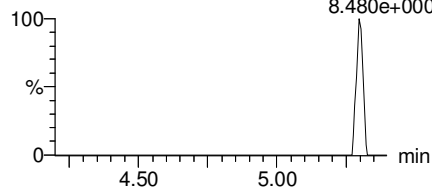


**PFNA**

F26:MRM of 2 channels,ES-  
463.0 > 418.8  
3.653e+003

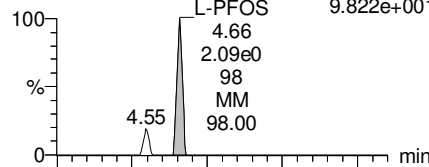


F26:MRM of 2 channels,ES-  
463.0 > 219.0  
8.480e+000

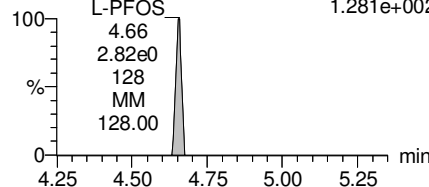


**Total PFOS**

F31:MRM of 2 channels,ES-  
499 > 79.9  
9.822e+001

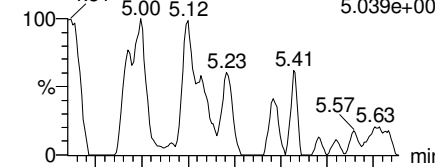


F31:MRM of 2 channels,ES-  
499 > 99  
1.281e+002

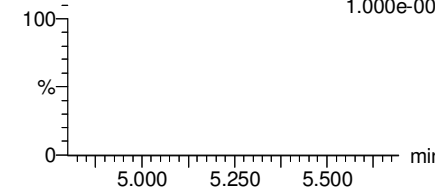


**PFDA**

F36:MRM of 2 channels,ES-  
513 > 468.8  
5.039e+002

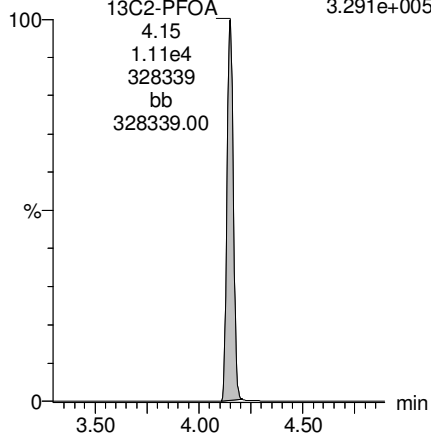


F36:MRM of 2 channels,ES-  
513 > 219  
1.000e-003



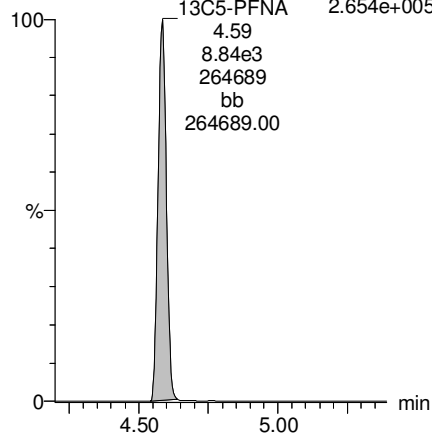
**13C2-PFOA**

F21:MRM of 1 channel,ES-  
414.9 > 369.7  
3.291e+005



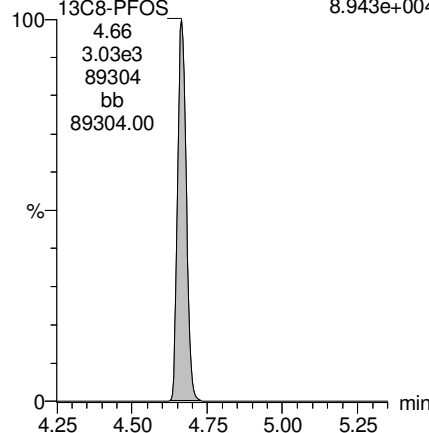
**13C5-PFNA**

F27:MRM of 1 channel,ES-  
468.2 > 422.9  
2.654e+005



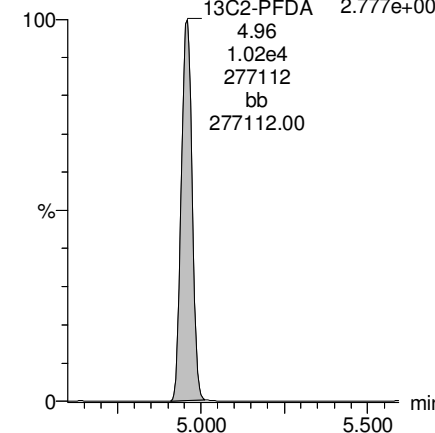
**13C8-PFOS**

F34:MRM of 1 channel,ES-  
507.0 > 79.9  
8.943e+004



**13C2-PFDA**

F37:MRM of 1 channel,ES-  
515.1 > 469.9  
2.777e+005



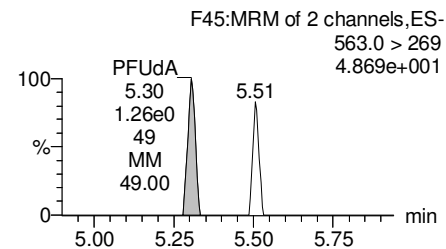
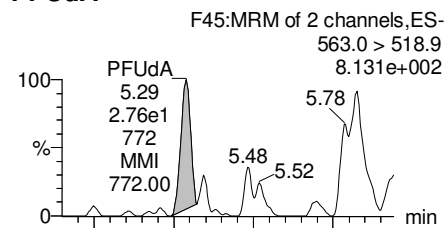
Dataset: F:\Projects\PFAS.PRO\Results\180222M1\180222M1-95.qld

Last Altered: Sunday, February 25, 2018 14:07:03 Pacific Standard Time

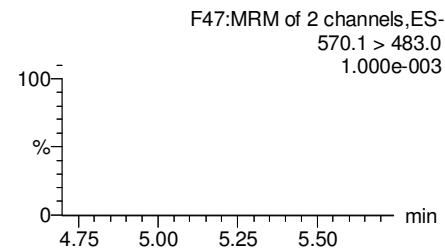
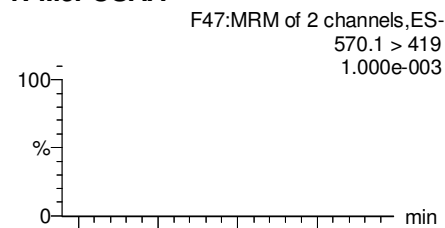
Printed: Sunday, February 25, 2018 14:07:56 Pacific Standard Time

Name: 180222M1\_95, Date: 23-Feb-2018, Time: 08:25:48, ID: 1800284-02 OF-RW65P-0218 0.11249, Description: OF-RW65P-0218

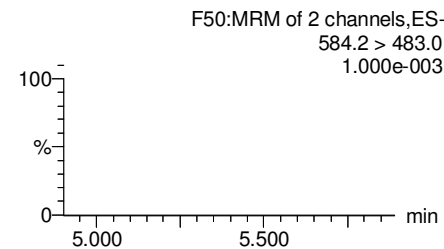
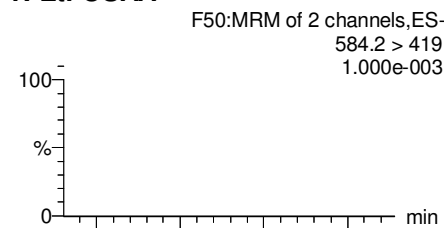
**PFUdA**



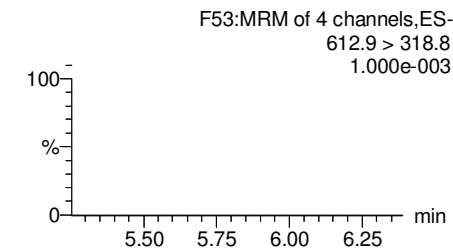
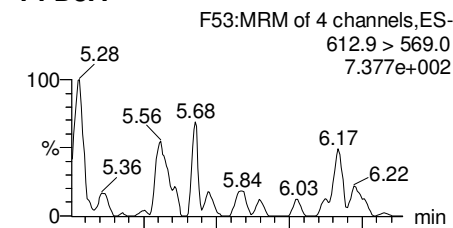
**N-MeFOSAA**



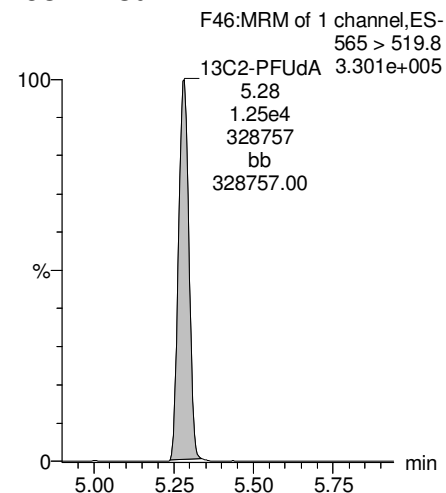
**N-EtFOSAA**



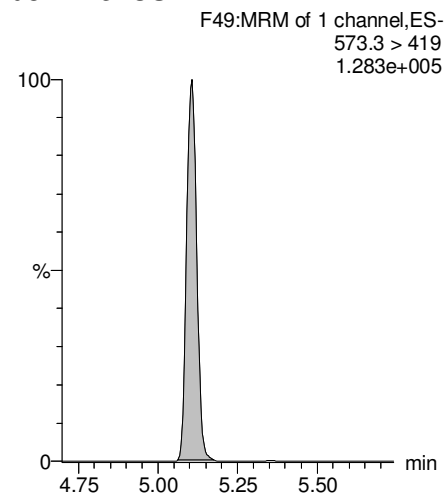
**PFDaA**



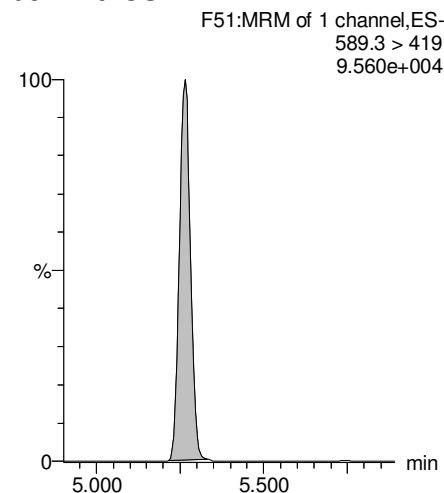
**13C2-PFUdA**



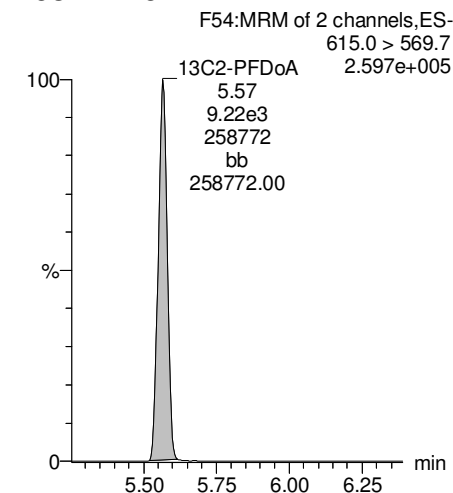
**d3-N-MeFOSAA**



**d5-N-EtFOSAA**



**13C2-PFDaA**



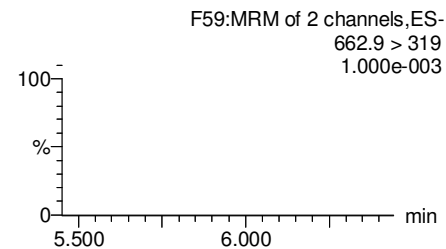
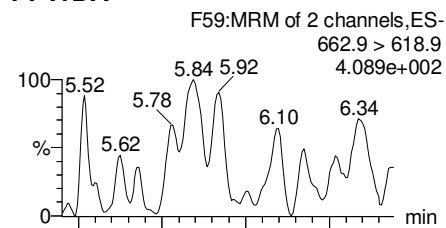
Dataset: F:\Projects\PFAS.PRO\Results\180222M1\180222M1-95.qld

Last Altered: Sunday, February 25, 2018 14:07:03 Pacific Standard Time

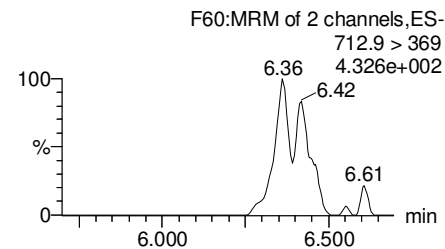
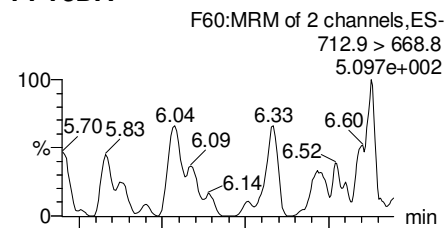
Printed: Sunday, February 25, 2018 14:07:56 Pacific Standard Time

Name: 180222M1\_95, Date: 23-Feb-2018, Time: 08:25:48, ID: 1800284-02 OF-RW65P-0218 0.11249, Description: OF-RW65P-0218

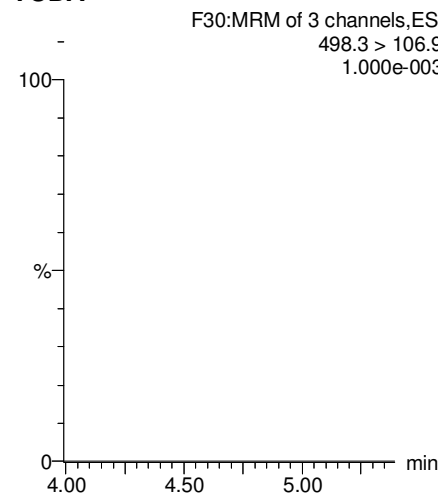
**PFTrDA**



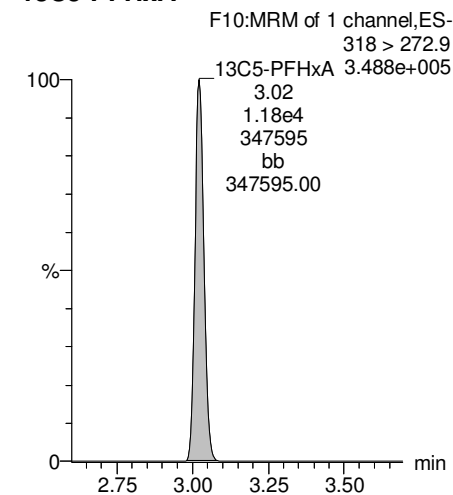
**PFTeDA**



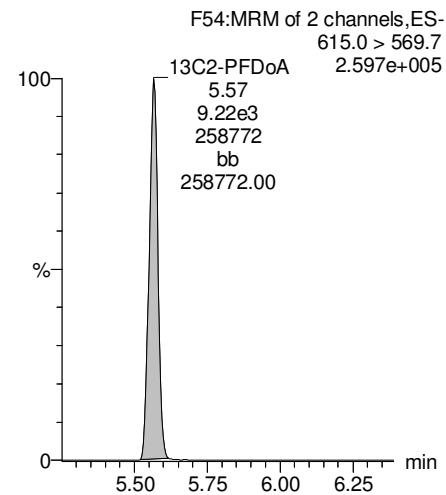
**TCDA**



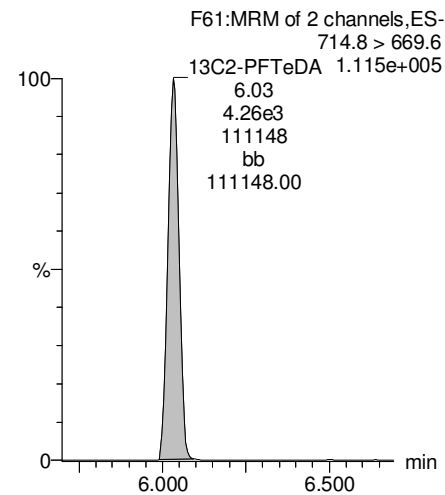
**13C5-PFHxA**



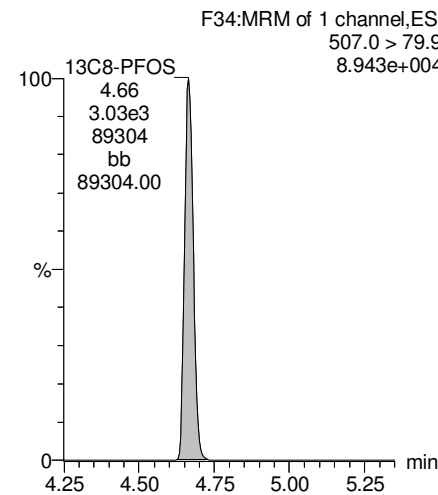
**13C2-PFDoA**



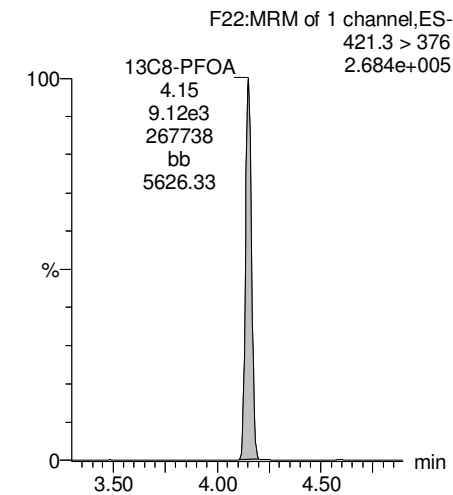
**13C2-PFTeDA**



**13C8-PFOS**



**13C8-PFOA**

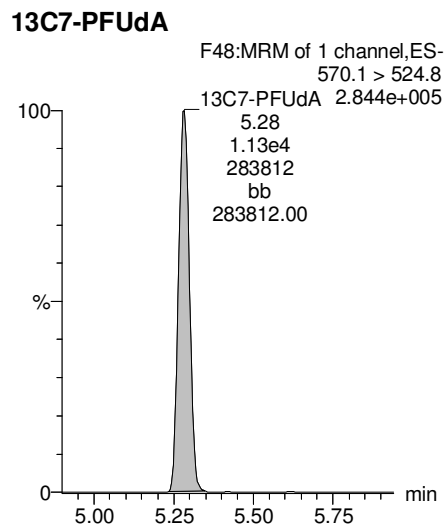
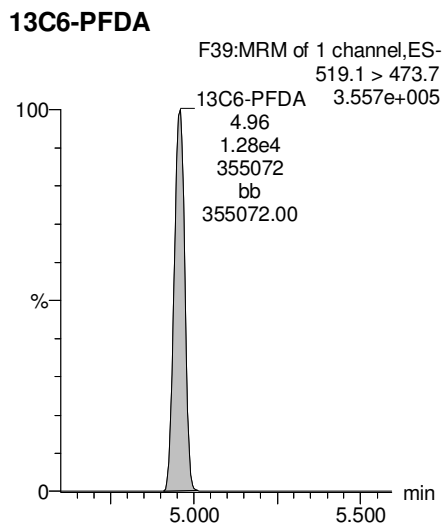
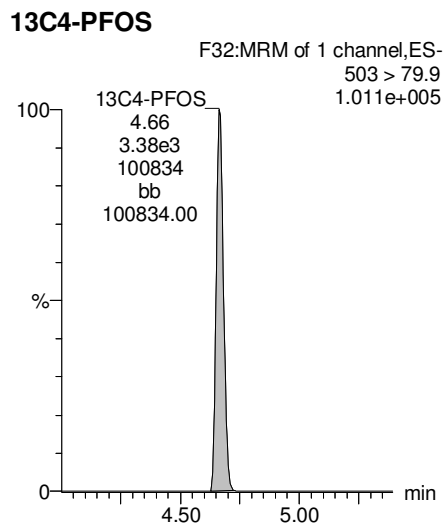
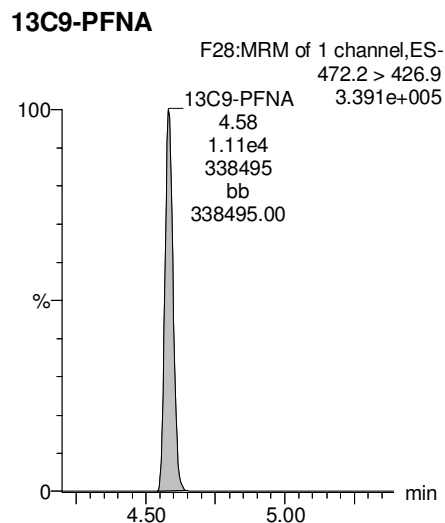
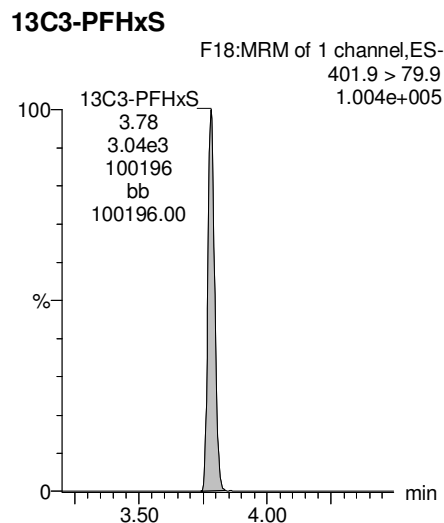


Dataset: F:\Projects\PFAS.PRO\Results\180222M1\180222M1-95.qld

Last Altered: Sunday, February 25, 2018 14:07:03 Pacific Standard Time

Printed: Sunday, February 25, 2018 14:07:56 Pacific Standard Time

Name: 180222M1\_95, Date: 23-Feb-2018, Time: 08:25:48, ID: 1800284-02 OF-RW65P-0218 0.11249, Description: OF-RW65P-0218



Dataset: F:\Projects\PFAS.PRO\Results\180222M1\180222M1-96.qld

Last Altered: Sunday, February 25, 2018 14:11:22 Pacific Standard Time

Printed: Sunday, February 25, 2018 14:12:10 Pacific Standard Time

Method: F:\Projects\PFAS.PRO\MethDB\PFAS\_FULL\_80C\_022218.mdb 23 Feb 2018 08:58:55

Calibration: F:\Projects\PFAS.PRO\CurveDB\C18\_VAL-PFAS\_Q4\_02-22-18-FULL.cdb 23 Feb 2018 10:57:03

Name: 180222M1\_96, Date: 23-Feb-2018, Time: 08:37:17, ID: 1800284-03 OF-FB65-0218 0.11816, Description: OF-FB65-0218

	# Name	Trace	Area	IS Area	Wt./Vol.	RRF	Pred.RT	RT	y Axis Resp.	Conc.	%Rec
1	3 PFBS	299.0 > 79.7		1.31e3	0.118		2.60				
2	5 PFHxA	313.2 > 268.9		3.10e3	0.118		3.19				
3	7 PFHpA	363.0 > 318.9		7.67e3	0.118		3.81				
4	8 L-PFHxS	398.9 > 79.6	1.07e1	1.27e3	0.118		3.85	3.78	0.106	0.8263	
5	11 L-PFOA	413 > 368.7	1.47e2	1.02e4	0.118		4.22	4.15	0.180	0.8143	
6	14 PFNA	463.0 > 418.8		8.86e3	0.118		4.76				
7	16 L-PFOS	499 > 79.9		2.69e3	0.118		4.74				
8	18 PFDA	513 > 468.8		8.22e3	0.118		5.14				
9	21 N-MeFOSAA	570.1 > 419		3.72e3	0.118		5.29				
10	22 N-EtFOSAA	584.2 > 419		4.08e3	0.118		5.45				
11	23 PFUdA	563.0 > 518.9		8.01e3	0.118		5.46				

Dataset: F:\Projects\PFAS.PRO\Results\180222M1\180222M1-96.qld

Last Altered: Sunday, February 25, 2018 14:11:22 Pacific Standard Time

Printed: Sunday, February 25, 2018 14:12:20 Pacific Standard Time

Method: F:\Projects\PFAS.PRO\MethDB\PFAS\_FULL\_80C\_022218.mdb 23 Feb 2018 08:58:55

Calibration: F:\Projects\PFAS.PRO\CurveDB\C18\_VAL-PFAS\_Q4\_02-22-18-FULL.cdb 23 Feb 2018 10:57:03

Name: 180222M1\_96, Date: 23-Feb-2018, Time: 08:37:17, ID: 1800284-03 OF-FB65-0218 0.11816, Description: OF-FB65-0218

#	Name	Trace	Area	IS Area	Wt./Vol.	RRF	Pred.RT	RT	y Axis Resp.	Conc.	%Rec	
1	25	PFDoA	612.9 > 569.0	9.68e3	0.118		5.74					
2	27	PFTTrDA	662.9 > 618.9	9.68e3	0.118		5.98					
3	28	PFTeDA	712.9 > 668.8	3.60e3	0.118		6.20					
4	36	13C3-PFBS	302. > 98.8	1.31e3	1.13e4	0.118	0.120	2.69	2.53	1.45	102.1762	96.6
5	37	13C2-PFHxA	315 > 269.8	3.10e3	1.13e4	0.118	0.760	3.19	3.02	3.43	38.2398	90.4
6	38	13C4-PFHpA	367.2 > 321.8	7.67e3	1.13e4	0.118	0.729	3.81	3.64	8.51	98.7076	93.3
7	39	18O2-PFHxS	403.0 > 102.6	1.27e3	3.22e3	0.118	0.367	3.96	3.78	4.91	113.1323	106.9
8	40	13C2-PFOA	414.9 > 369.7	1.02e4	1.04e4	0.118	1.225	4.33	4.15	12.3	84.7837	80.1
9	41	13C5-PFNA	468.2 > 422.9	8.86e3	1.19e4	0.118	0.936	4.76	4.59	9.33	84.3231	79.7
10	42	13C8-PFOSA	506.1 > 77.7	1.39e3	1.35e4	0.118	0.235	4.83	4.64	1.29	46.4826	43.9
11	43	13C8-PFOS	507.0 > 79.9	2.69e3	3.34e3	0.118	1.018	4.84	4.66	10.1	83.7219	79.1
12	44	13C2-PFDA	515.1 > 469.9	8.22e3	1.11e4	0.118	0.977	5.14	4.95	9.30	80.5484	76.1
13	45	d3-N-MeFOSAA	573.3 > 419	3.72e3	1.35e4	0.118	0.405	5.29	5.10	3.45	72.1729	68.2
14	46	d5-N-EtFOSAA	589.3 > 419	4.08e3	1.35e4	0.118	0.419	5.45	5.26	3.78	76.4340	72.3
15	47	13C2-PFUdA	565 > 519.8	8.01e3	1.35e4	0.118	1.045	5.46	5.28	7.43	60.1575	56.9
16	48	13C2-PFDoA	615.0 > 569.7	9.68e3	1.35e4	0.118	0.832	5.74	5.56	8.98	91.3025	86.3
17	49	d3-N-MeFOSA	515.2 > 168.9		1.35e4	0.118	0.109	5.84				
18	50	13C2-PFTeDA	714.8 > 669.6	3.60e3	1.35e4	0.118	0.313	6.20	6.03	3.33	90.0357	85.1
19	51	d5-N-ETFOSA	531.1 > 168.9		1.35e4	0.118	0.160	6.22				
20	52	13C2-PFHxDA	815 > 769.7	2.50e3	1.35e4	0.118	0.648	6.51	6.37	2.32	30.2637	71.5
21	53	d7-N-MeFOSE	623.1 > 58.9		1.35e4	0.118	0.150	6.31				
22	54	d9-N-EtFOSE	639.2 > 58.8		1.35e4	0.118	0.142	6.45				
23	55	13C4-PFBA	217. > 171.8	8.63e3	8.63e3	0.118	1.000	1.46	1.30	12.5	105.7888	100.0
24	56	13C5-PFHxA	318 > 272.9	1.13e4	1.13e4	0.118	1.000	3.19	3.02	12.5	105.7888	100.0
25	57	13C3-PFHxS	401.9 > 79.9	3.22e3	3.22e3	0.118	1.000	3.96	3.78	12.5	105.7888	100.0
26	58	13C8-PFOA	421.3 > 376	1.04e4	1.04e4	0.118	1.000	4.33	4.15	12.5	105.7888	100.0
27	59	13C9-PFNA	472.2 > 426.9	1.19e4	1.19e4	0.118	1.000	4.70	4.58	12.5	105.7888	100.0
28	60	13C4-PFOS	503 > 79.9	3.34e3	3.34e3	0.118	1.000	4.84	4.66	12.5	105.7888	100.0
29	61	13C6-PFDA	519.1 > 473.7	1.11e4	1.11e4	0.118	1.000	5.14	4.95	12.5	105.7888	100.0
30	62	13C7-PFUdA	570.1 > 524.8	1.35e4	1.35e4	0.118	1.000	5.46	5.28	12.5	105.7888	100.0
31	63	Total PFHxS	398.9 > 79.6	1.07e1	1.27e3	0.118		3.85		0.106	0.8263	
32	64	Total PFOA	413 > 368.7	1.47e2	1.02e4	0.118		4.21		0.180	0.8143	

AD 2/25/2018

Dataset: F:\Projects\PFAS.PRO\Results\180222M1\180222M1-96.qld

Last Altered: Sunday, February 25, 2018 14:11:22 Pacific Standard Time

Printed: Sunday, February 25, 2018 14:12:20 Pacific Standard Time

**Name: 180222M1\_96, Date: 23-Feb-2018, Time: 08:37:17, ID: 1800284-03 OF-FB65-0218 0.11816, Description: OF-FB65-0218**

	# Name	Trace	Area	IS Area	Wt./Vol.	RRF	Pred.RT	RT	y Axis Resp.	Conc.	%Rec
33	65 Total PFOS	499 > 79.9	0.00e0	2.69e3	0.118		4.73		0.000		
34	66 Total N-MeFOSAA	570.1 > 419	0.00e0	3.72e3	0.118		5.29		0.000		
35	67 Total N-EtFOSAA	584.2 > 419	0.00e0	4.08e3	0.118		5.45		0.000		



Dataset: F:\Projects\PFAS.PRO\Results\180222M1\180222M1-96.qld

Last Altered: Sunday, February 25, 2018 14:11:22 Pacific Standard Time

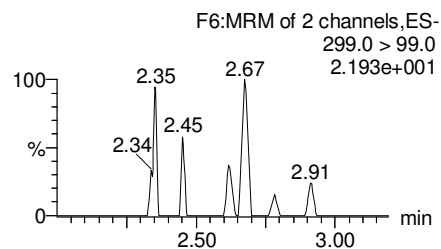
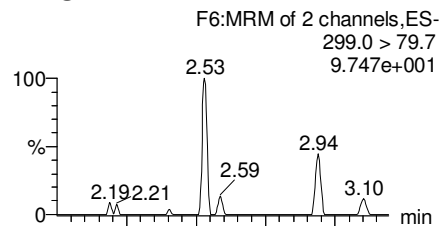
Printed: Sunday, February 25, 2018 14:12:20 Pacific Standard Time

Method: F:\Projects\PFAS.PRO\MethDB\PFAS\_FULL\_80C\_022218.mdb 23 Feb 2018 08:58:55

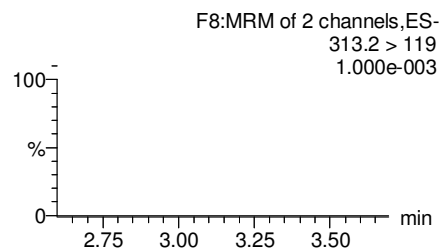
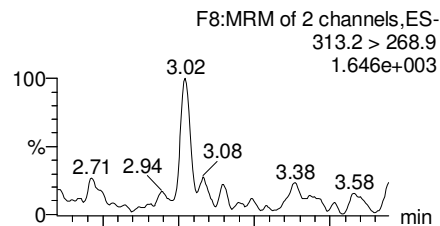
Calibration: F:\Projects\PFAS.PRO\CurveDB\C18\_VAL-PFAS\_Q4\_02-22-18-FULL.cdb 23 Feb 2018 10:57:03

Name: 180222M1\_96, Date: 23-Feb-2018, Time: 08:37:17, ID: 1800284-03 OF-FB65-0218 0.11816, Description: OF-FB65-0218

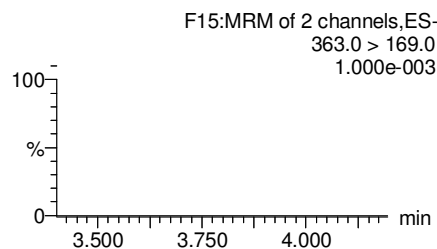
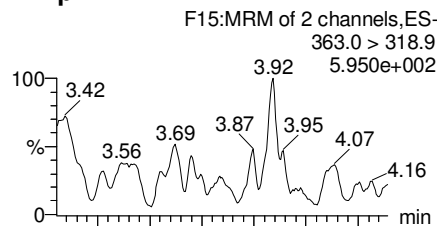
**PFBS**



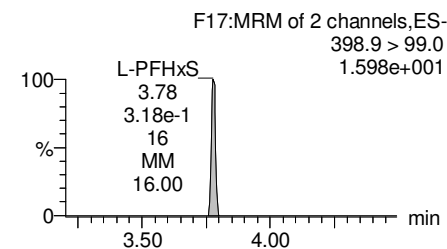
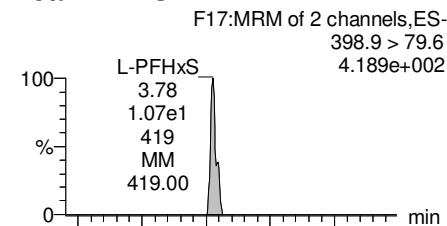
**PFHxA**



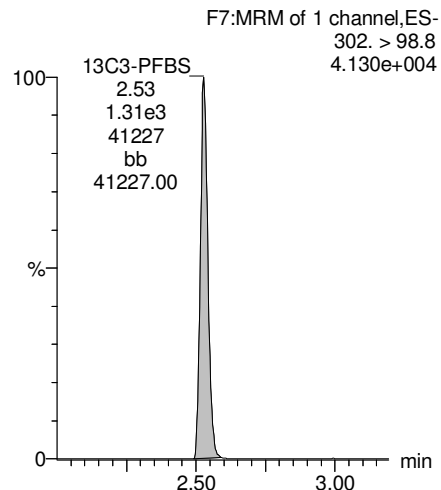
**PFHpA**



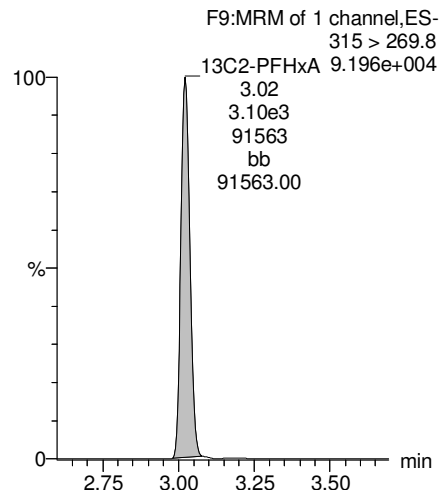
**Total PFHxS**



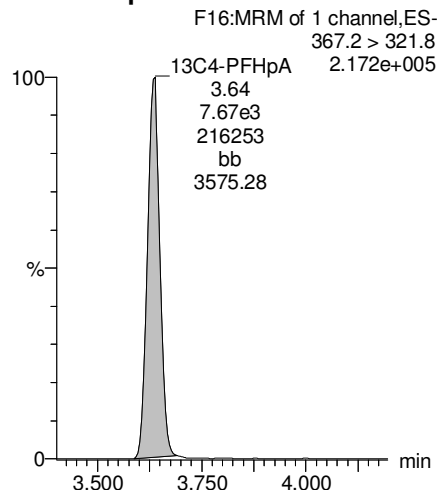
**13C3-PFBS**



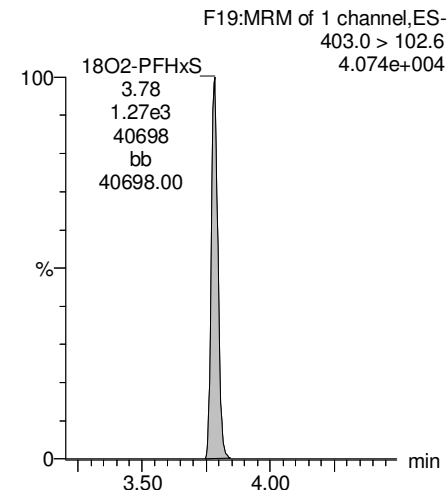
**13C2-PFHxA**



**13C4-PFHpA**



**18O2-PFHxS**



Dataset: F:\Projects\PFAS.PRO\Results\180222M1\180222M1-96.qld

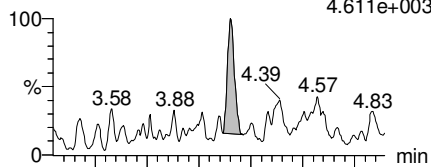
Last Altered: Sunday, February 25, 2018 14:11:22 Pacific Standard Time

Printed: Sunday, February 25, 2018 14:12:20 Pacific Standard Time

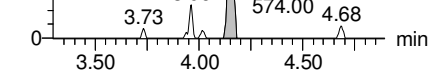
Name: 180222M1\_96, Date: 23-Feb-2018, Time: 08:37:17, ID: 1800284-03 OF-FB65-0218 0.11816, Description: OF-FB65-0218

**Total PFOA**

F20:MRM of 2 channels,ES-  
413 > 368.7  
4.611e+003

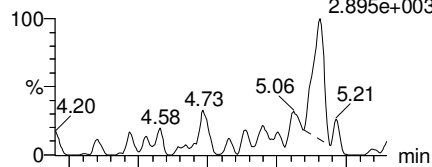


F20:MRM of 2 channels,ES-  
413 > 169  
L-PFOA 5.741e+002

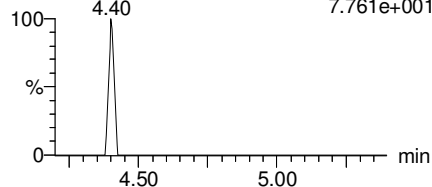


**PFNA**

F26:MRM of 2 channels,ES-  
463.0 > 418.8  
2.895e+003




F26:MRM of 2 channels,ES-  
463.0 > 219.0  
7.761e+001

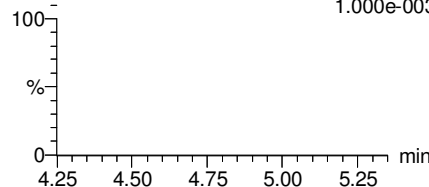


**Total PFOS**

F31:MRM of 2 channels,ES-  
499 > 79.9  
1.000e-003

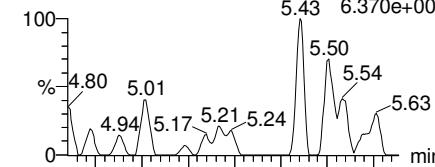


F31:MRM of 2 channels,ES-  
499 > 99  
1.000e-003

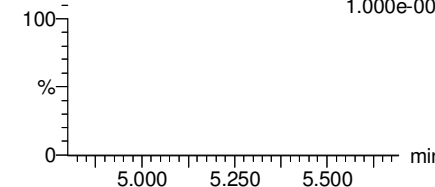


**PFDA**

F36:MRM of 2 channels,ES-  
513 > 468.8  
6.370e+002

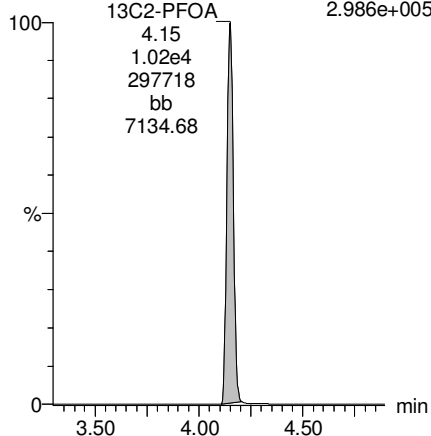


F36:MRM of 2 channels,ES-  
513 > 219  
1.000e-003



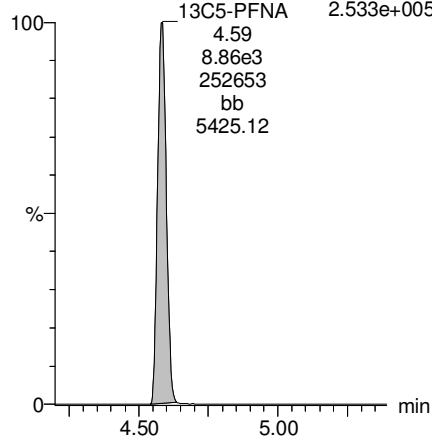
**13C2-PFOA**

F21:MRM of 1 channel,ES-  
414.9 > 369.7  
2.986e+005



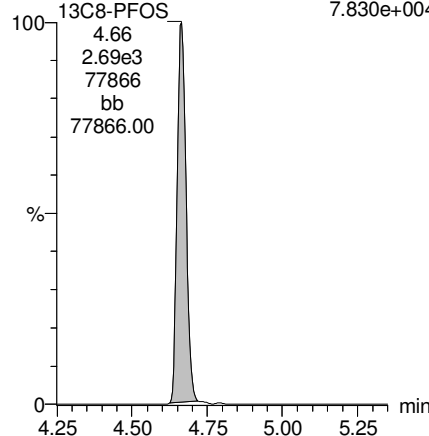
**13C5-PFNA**

F27:MRM of 1 channel,ES-  
468.2 > 422.9  
2.533e+005



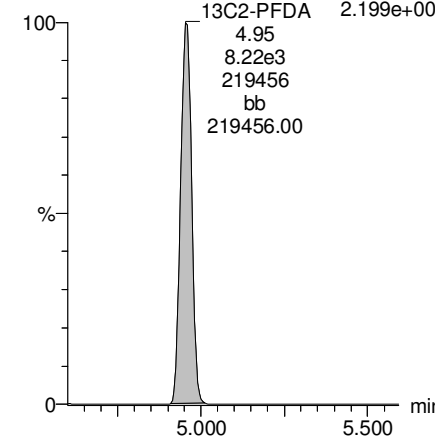
**13C8-PFOS**

F34:MRM of 1 channel,ES-  
507.0 > 79.9  
7.830e+004



**13C2-PFDA**

F37:MRM of 1 channel,ES-  
515.1 > 469.9  
2.199e+005



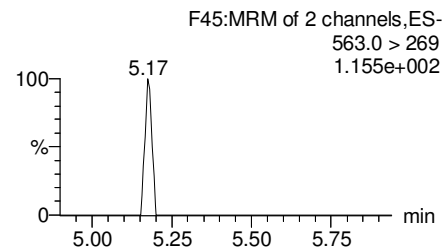
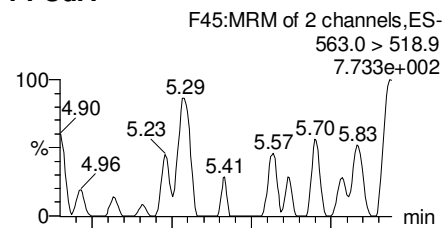
Dataset: F:\Projects\PFAS.PRO\Results\180222M1\180222M1-96.qld

Last Altered: Sunday, February 25, 2018 14:11:22 Pacific Standard Time

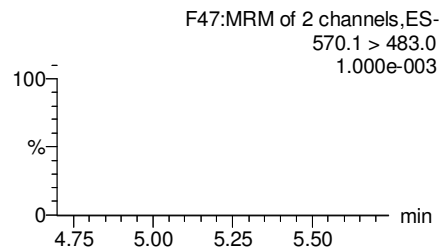
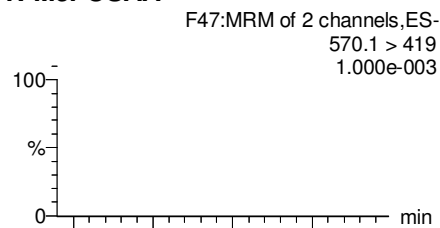
Printed: Sunday, February 25, 2018 14:12:20 Pacific Standard Time

Name: 180222M1\_96, Date: 23-Feb-2018, Time: 08:37:17, ID: 1800284-03 OF-FB65-0218 0.11816, Description: OF-FB65-0218

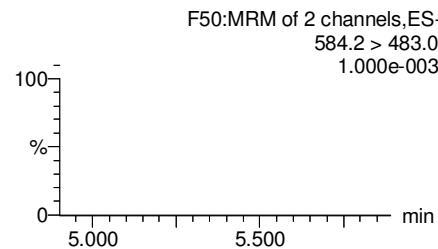
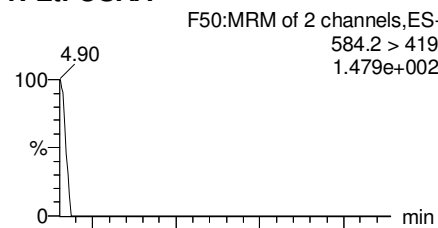
**PFUdA**



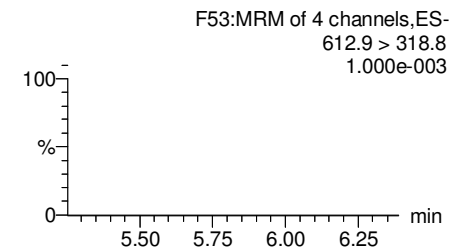
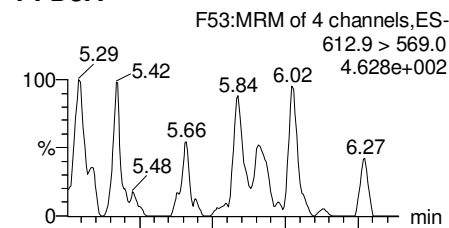
**N-MeFOSAA**



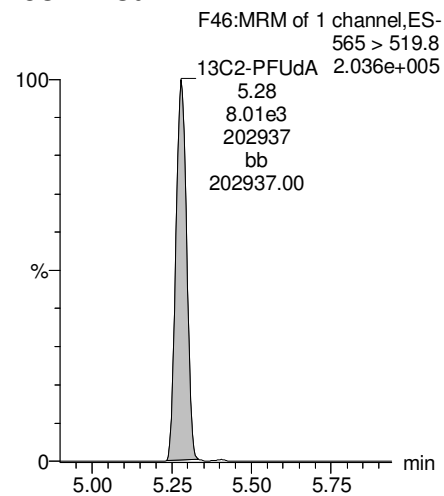
**N-EtFOSAA**



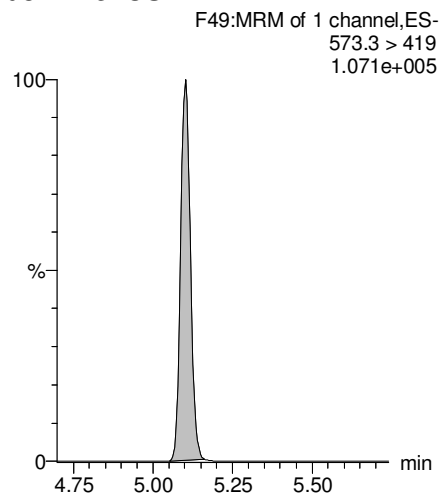
**PFDaA**



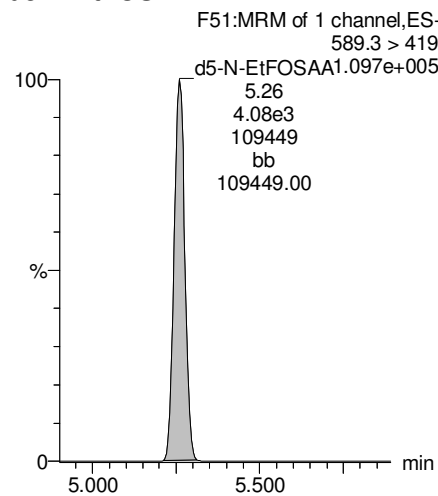
**13C2-PFUdA**



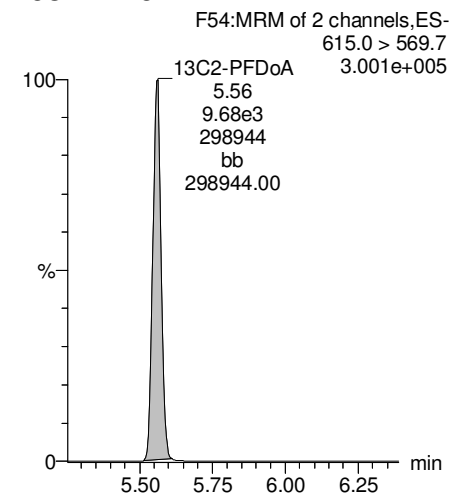
**d3-N-MeFOSAA**



**d5-N-EtFOSAA**



**13C2-PFDaA**



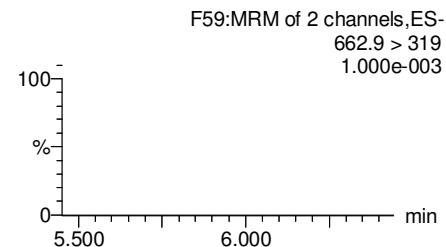
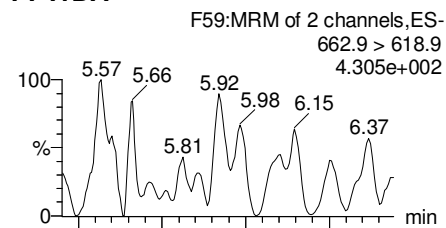
Dataset: F:\Projects\PFAS.PRO\Results\180222M1\180222M1-96.qld

Last Altered: Sunday, February 25, 2018 14:11:22 Pacific Standard Time

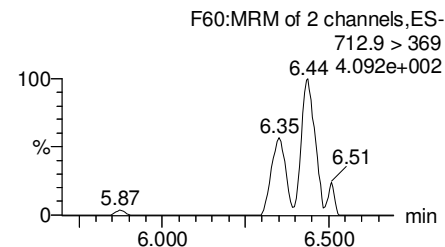
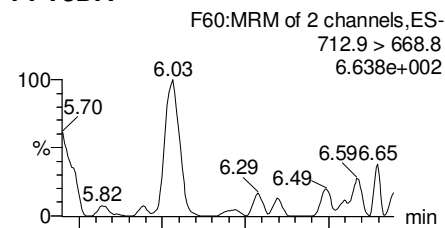
Printed: Sunday, February 25, 2018 14:12:20 Pacific Standard Time

Name: 180222M1\_96, Date: 23-Feb-2018, Time: 08:37:17, ID: 1800284-03 OF-FB65-0218 0.11816, Description: OF-FB65-0218

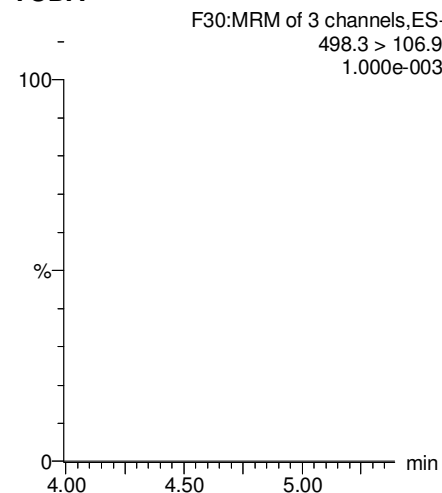
**PFTrDA**



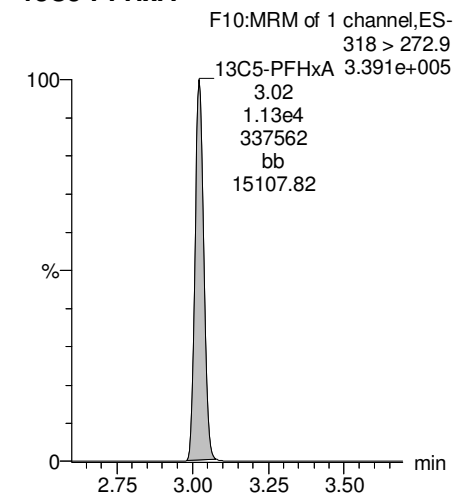
**PFTeDA**



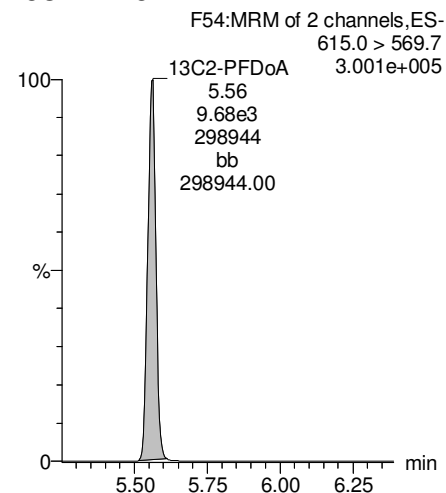
**TCDA**



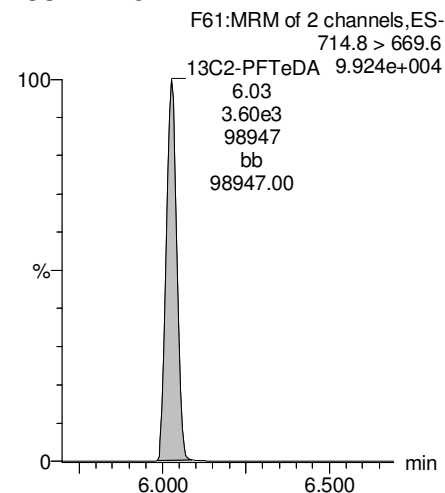
**13C5-PFHxA**



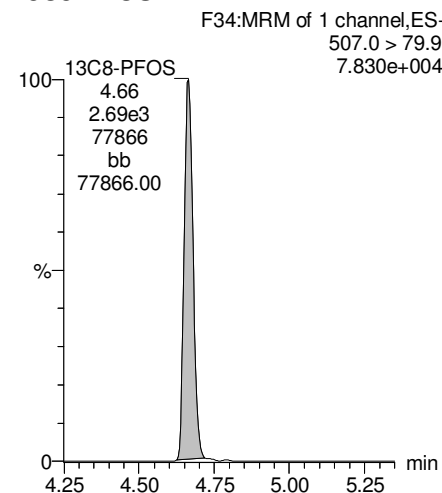
**13C2-PFDoA**



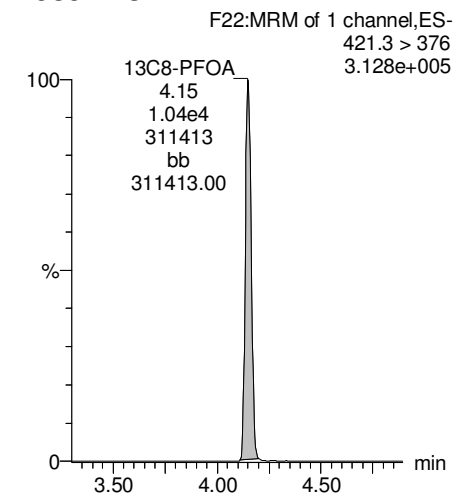
**13C2-PFTeDA**



**13C8-PFOS**



**13C8-PFOA**

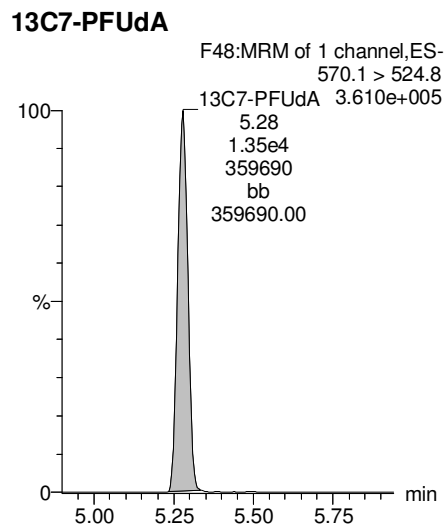
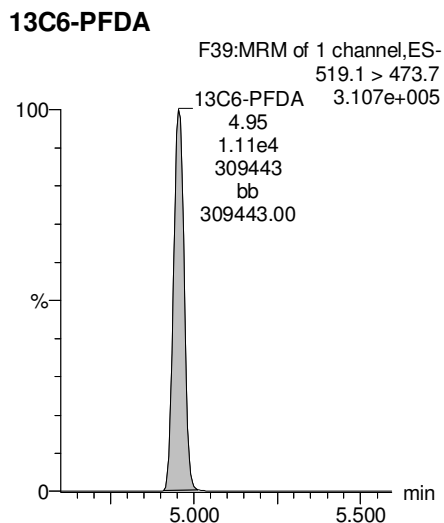
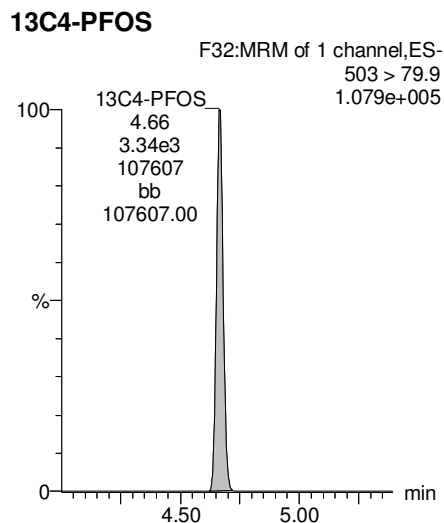
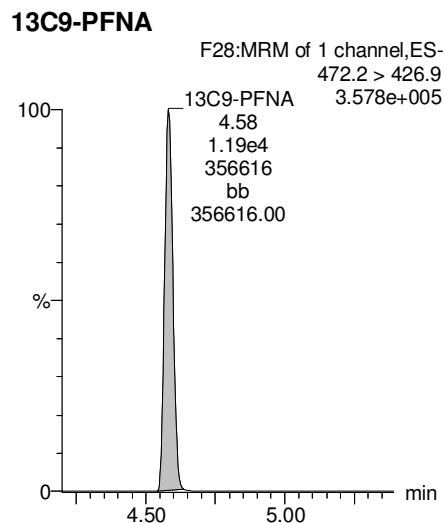
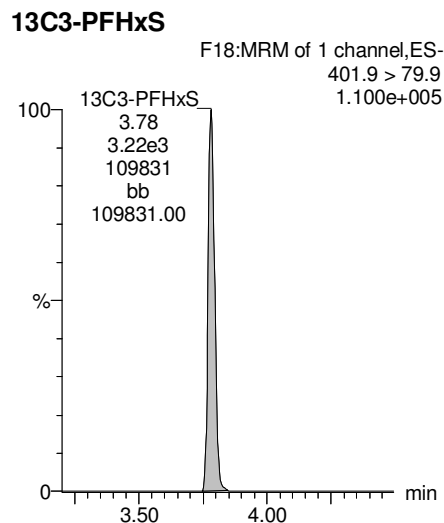


Dataset: F:\Projects\PFAS.PRO\Results\180222M1\180222M1-96.qld

Last Altered: Sunday, February 25, 2018 14:11:22 Pacific Standard Time

Printed: Sunday, February 25, 2018 14:12:20 Pacific Standard Time

Name: 180222M1\_96, Date: 23-Feb-2018, Time: 08:37:17, ID: 1800284-03 OF-FB65-0218 0.11816, Description: OF-FB65-0218



Dataset: F:\Projects\PFAS.PRO\Results\180222M1\180222M1-97.qld

Last Altered: Sunday, February 25, 2018 14:16:42 Pacific Standard Time

Printed: Sunday, February 25, 2018 14:17:01 Pacific Standard Time

Method: F:\Projects\PFAS.PRO\MethDB\PFAS\_FULL\_80C\_022218.mdb 23 Feb 2018 08:58:55

Calibration: F:\Projects\PFAS.PRO\CurveDB\C18\_VAL-PFAS\_Q4\_02-22-18-FULL.cdb 23 Feb 2018 10:57:03

Name: 180222M1\_97, Date: 23-Feb-2018, Time: 08:48:47, ID: 1800284-04 OF-RW49-0218 0.11012, Description: OF-RW49-0218

	# Name	Trace	Area	IS Area	Wt./Vol.	RRF	Pred.RT	RT	y Axis Resp.	Conc.	%Rec
1	3 PFBS	299.0 > 79.7		1.52e3	0.110		2.60				
2	5 PFHxA	313.2 > 268.9		3.30e3	0.110		3.19				
3	7 PFHpA	363.0 > 318.9		7.34e3	0.110		3.81				
4	8 L-PFHxS	398.9 > 79.6	4.99e0	1.12e3	0.110		3.85	3.79	0.0557	0.6378	
5	11 L-PFOA	413 > 368.7	7.87e1	1.12e4	0.110		4.22	4.15	0.0878		
6	14 PFNA	463.0 > 418.8		9.45e3	0.110		4.76				
7	16 L-PFOS	499 > 79.9		3.02e3	0.110		4.74				
8	18 PFDA	513 > 468.8		7.64e3	0.110		5.14				
9	21 N-MeFOSAA	570.1 > 419		4.26e3	0.110		5.29				
10	22 N-EtFOSAA	584.2 > 419		5.03e3	0.110		5.45				
11	23 PFUdA	563.0 > 518.9		9.08e3	0.110		5.46				

Dataset: F:\Projects\PFAS.PRO\Results\180222M1\180222M1-97.qld

Last Altered: Sunday, February 25, 2018 14:16:42 Pacific Standard Time

Printed: Sunday, February 25, 2018 14:17:23 Pacific Standard Time

Method: F:\Projects\PFAS.PRO\MethDB\PFAS\_FULL\_80C\_022218.mdb 23 Feb 2018 08:58:55

Calibration: F:\Projects\PFAS.PRO\CurveDB\C18\_VAL-PFAS\_Q4\_02-22-18-FULL.cdb 23 Feb 2018 10:57:03

Name: 180222M1\_97, Date: 23-Feb-2018, Time: 08:48:47, ID: 1800284-04 OF-RW49-0218 0.11012, Description: OF-RW49-0218

#	Name	Trace	Area	IS Area	Wt./Vol.	RRF	Pred.RT	RT	y Axis Resp.	Conc.	%Rec	
1	25	PFDa	612.9 > 569.0	9.54e3	0.110		5.74					
2	27	PFTDA	662.9 > 618.9	9.54e3	0.110		5.98					
3	28	PFTeDA	712.9 > 668.8	3.63e3	0.110		6.20					
4	36	13C3-PFBS	302. > 98.8	1.52e3	1.09e4	0.110	0.120	2.69	2.53	1.75	132.2797	116.5
5	37	13C2-PFHxA	315 > 269.8	3.30e3	1.09e4	0.110	0.760	3.19	3.02	3.80	45.3685	99.9
6	38	13C4-PFHpA	367.2 > 321.8	7.34e3	1.09e4	0.110	0.729	3.81	3.63	8.44	105.0638	92.6
7	39	18O2-PFHxS	403.0 > 102.6	1.12e3	3.27e3	0.110	0.367	3.96	3.78	4.28	105.8523	93.3
8	40	13C2-PFOA	414.9 > 369.7	1.12e4	1.02e4	0.110	1.225	4.33	4.15	13.8	102.1263	90.0
9	41	13C5-PFNA	468.2 > 422.9	9.45e3	1.07e4	0.110	0.936	4.76	4.58	11.0	107.1660	94.4
10	42	13C8-PFOSA	506.1 > 77.7	1.37e3	9.62e3	0.110	0.235	4.83	4.64	1.79	68.9504	60.7
11	43	13C8-PFOS	507.0 > 79.9	3.02e3	2.74e3	0.110	1.018	4.84	4.66	13.8	122.9230	108.3
12	44	13C2-PFDA	515.1 > 469.9	7.64e3	9.17e3	0.110	0.977	5.14	4.95	10.4	96.8376	85.3
13	45	d3-N-MeFOSAA	573.3 > 419	4.26e3	9.62e3	0.110	0.405	5.29	5.10	5.53	124.1609	109.4
14	46	d5-N-EtFOSAA	589.3 > 419	5.03e3	9.62e3	0.110	0.419	5.45	5.26	6.53	141.6614	124.8
15	47	13C2-PFUdA	565 > 519.8	9.08e3	9.62e3	0.110	1.045	5.46	5.28	11.8	102.5326	90.3
16	48	13C2-PFDoA	615.0 > 569.7	9.54e3	9.62e3	0.110	0.832	5.74	5.56	12.4	135.1619	119.1
17	49	d3-N-MeFOSA	515.2 > 168.9		9.62e3	0.110	0.109	5.84				
18	50	13C2-PFTeDA	714.8 > 669.6	3.63e3	9.62e3	0.110	0.313	6.20	6.03	4.71	136.4245	120.2
19	51	d5-N-ETFOSA	531.1 > 168.9		9.62e3	0.110	0.160	6.22				
20	52	13C2-PFHxDA	815 > 769.7	3.16e3	9.62e3	0.110	0.648	6.51	6.38	4.11	57.5839	126.8
21	53	d7-N-MeFOSE	623.1 > 58.9		9.62e3	0.110	0.150	6.31				
22	54	d9-N-EtFOSE	639.2 > 58.8		9.62e3	0.110	0.142	6.45				
23	55	13C4-PFBA	217. > 171.8	8.54e3	8.54e3	0.110	1.000	1.46	1.29	12.5	113.5125	100.0
24	56	13C5-PFHxA	318 > 272.9	1.09e4	1.09e4	0.110	1.000	3.19	3.02	12.5	113.5125	100.0
25	57	13C3-PFHxS	401.9 > 79.9	3.27e3	3.27e3	0.110	1.000	3.96	3.78	12.5	113.5125	100.0
26	58	13C8-PFOA	421.3 > 376	1.02e4	1.02e4	0.110	1.000	4.33	4.15	12.5	113.5125	100.0
27	59	13C9-PFNA	472.2 > 426.9	1.07e4	1.07e4	0.110	1.000	4.70	4.59	12.5	113.5125	100.0
28	60	13C4-PFOS	503 > 79.9	2.74e3	2.74e3	0.110	1.000	4.84	4.66	12.5	113.5125	100.0
29	61	13C6-PFDA	519.1 > 473.7	9.17e3	9.17e3	0.110	1.000	5.14	4.95	12.5	113.5125	100.0
30	62	13C7-PFUdA	570.1 > 524.8	9.62e3	9.62e3	0.110	1.000	5.46	5.28	12.5	113.5125	100.0
31	63	Total PFHxS	398.9 > 79.6	4.99e0	1.12e3	0.110		3.85		0.0557	0.6378	
32	64	Total PFOA	413 > 368.7	7.87e1	1.12e4	0.110		4.21		0.000		

AD 2/25/2018

Dataset: F:\Projects\PFAS.PRO\Results\180222M1\180222M1-97.qld

Last Altered: Sunday, February 25, 2018 14:16:42 Pacific Standard Time

Printed: Sunday, February 25, 2018 14:17:23 Pacific Standard Time

Name: 180222M1\_97, Date: 23-Feb-2018, Time: 08:48:47, ID: 1800284-04 OF-RW49-0218 0.11012, Description: OF-RW49-0218

	# Name	Trace	Area	IS Area	Wt./Vol.	RRF	Pred.RT	RT	y Axis Resp.	Conc.	%Rec
33	65 Total PFOS	499 > 79.9	0.00e0	3.02e3	0.110		4.73		0.000		
34	66 Total N-MeFOSAA	570.1 > 419	0.00e0	4.26e3	0.110		5.29		0.000		
35	67 Total N-EtFOSAA	584.2 > 419	0.00e0	5.03e3	0.110		5.45		0.000		



Dataset: F:\Projects\PFAS.PRO\Results\180222M1\180222M1-97.qld

Last Altered: Sunday, February 25, 2018 14:16:42 Pacific Standard Time

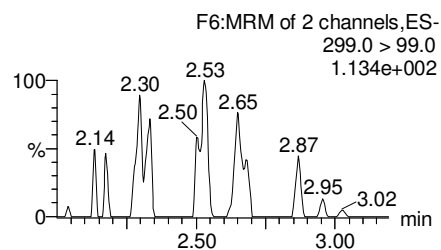
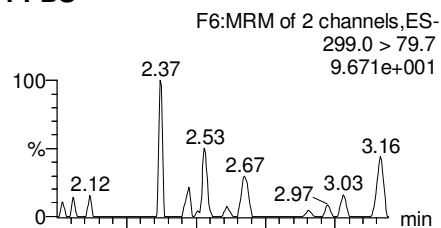
Printed: Sunday, February 25, 2018 14:17:23 Pacific Standard Time

Method: F:\Projects\PFAS.PRO\MethDB\PFAS\_FULL\_80C\_022218.mdb 23 Feb 2018 08:58:55

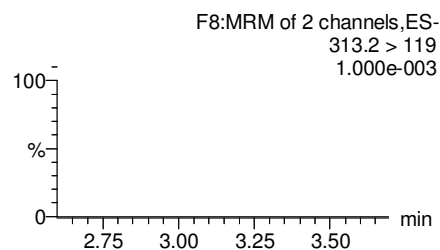
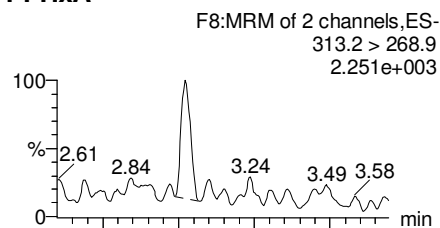
Calibration: F:\Projects\PFAS.PRO\CurveDB\C18\_VAL-PFAS\_Q4\_02-22-18-FULL.cdb 23 Feb 2018 10:57:03

Name: 180222M1\_97, Date: 23-Feb-2018, Time: 08:48:47, ID: 1800284-04 OF-RW49-0218 0.11012, Description: OF-RW49-0218

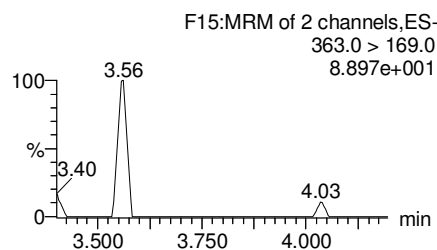
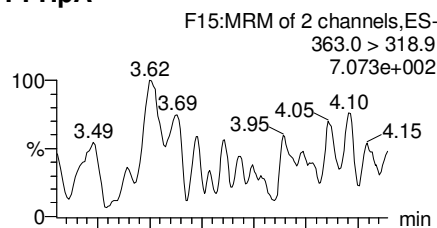
**PFBS**



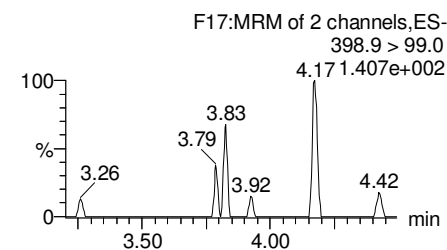
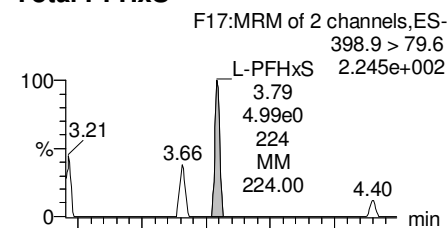
**PFHxA**



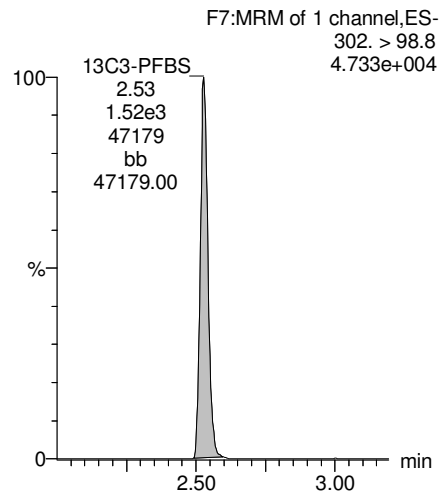
**PFHpA**



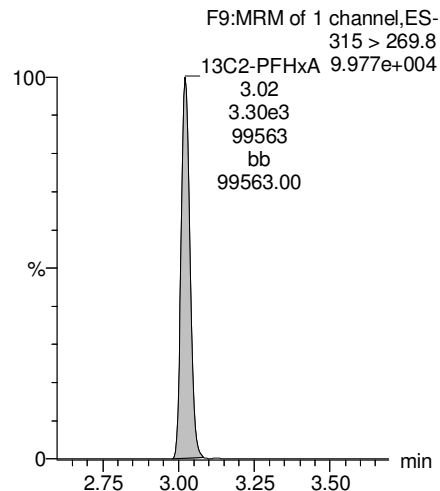
**Total PFHxS**



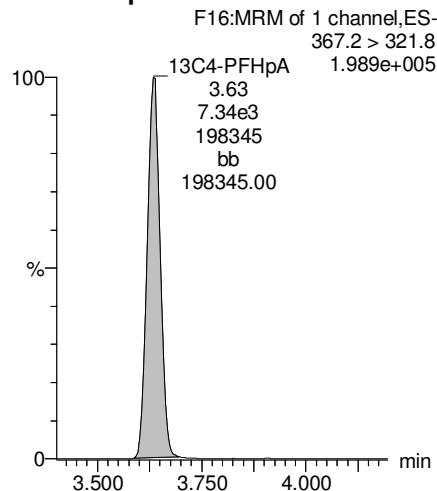
**13C3-PFBS**



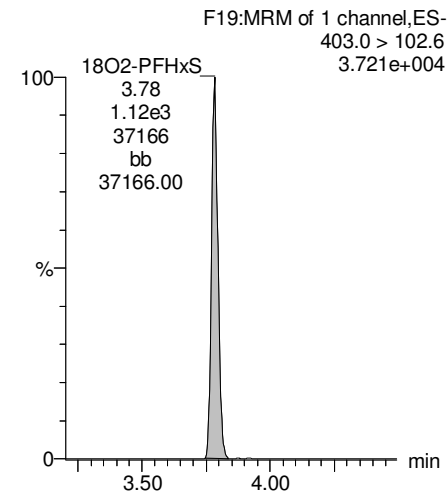
**13C2-PFHxA**



**13C4-PFHpA**



**18O2-PFHxS**



Dataset: F:\Projects\PFAS.PRO\Results\180222M1\180222M1-97.qld

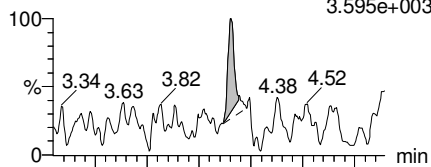
Last Altered: Sunday, February 25, 2018 14:16:42 Pacific Standard Time

Printed: Sunday, February 25, 2018 14:17:23 Pacific Standard Time

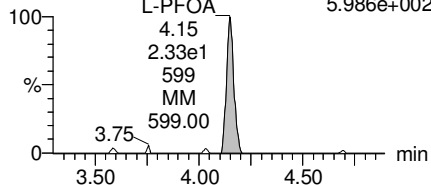
Name: 180222M1\_97, Date: 23-Feb-2018, Time: 08:48:47, ID: 1800284-04 OF-RW49-0218 0.11012, Description: OF-RW49-0218

**Total PFOA**

F20:MRM of 2 channels,ES-  
413 > 368.7  
3.595e+003

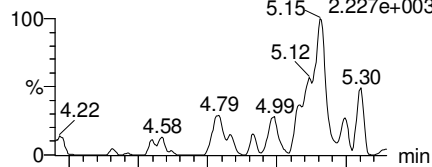


F20:MRM of 2 channels,ES-  
413 > 169  
5.986e+002

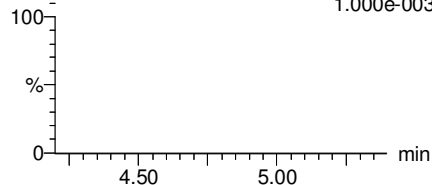


**PFNA**

F26:MRM of 2 channels,ES-  
463.0 > 418.8  
2.227e+003

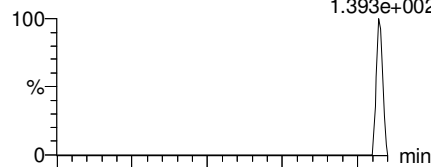


F26:MRM of 2 channels,ES-  
463.0 > 219.0  
1.000e-003

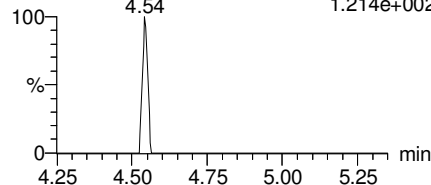


**Total PFOS**

F31:MRM of 2 channels,ES-  
499 > 79.9  
1.393e+002

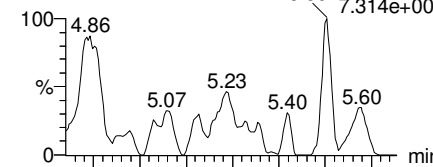


F31:MRM of 2 channels,ES-  
499 > 99  
1.214e+002

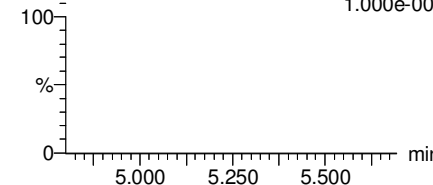


**PFDA**

F36:MRM of 2 channels,ES-  
513 > 468.8  
7.314e+002

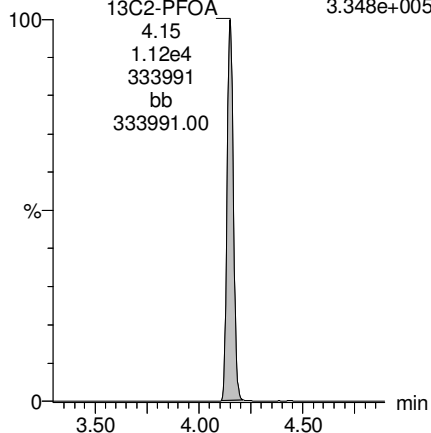


F36:MRM of 2 channels,ES-  
513 > 219  
1.000e-003



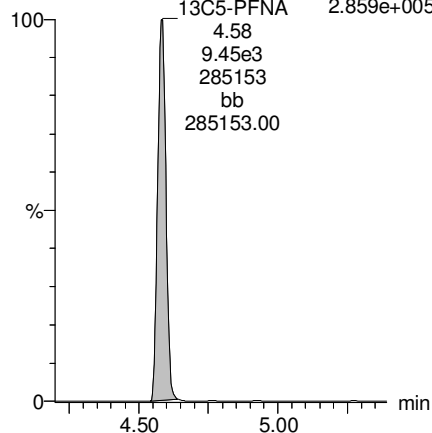
**13C2-PFOA**

F21:MRM of 1 channel,ES-  
414.9 > 369.7  
3.348e+005



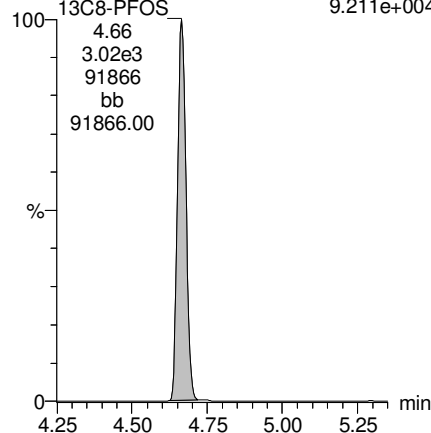
**13C5-PFNA**

F27:MRM of 1 channel,ES-  
468.2 > 422.9  
2.859e+005



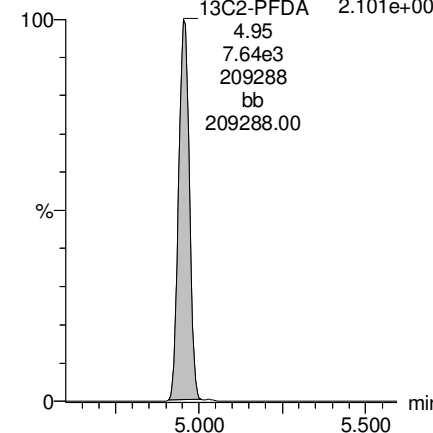
**13C8-PFOS**

F34:MRM of 1 channel,ES-  
507.0 > 79.9  
9.211e+004



**13C2-PFDA**

F37:MRM of 1 channel,ES-  
515.1 > 469.9  
2.101e+005



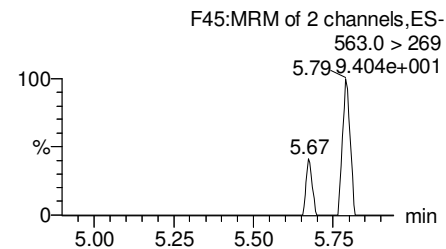
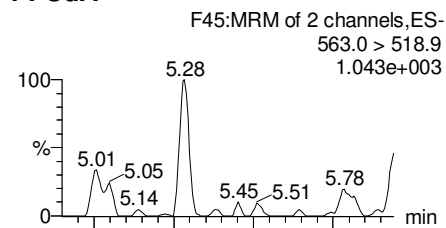
Dataset: F:\Projects\PFAS.PRO\Results\180222M1\180222M1-97.qld

Last Altered: Sunday, February 25, 2018 14:16:42 Pacific Standard Time

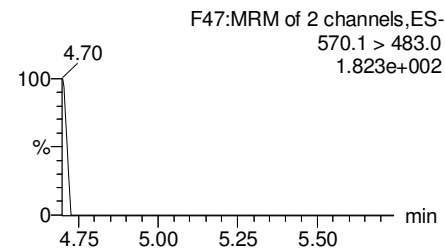
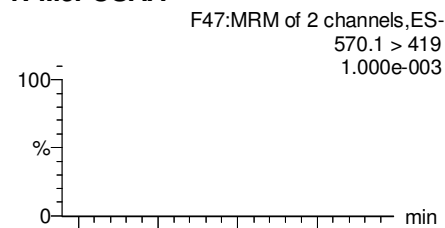
Printed: Sunday, February 25, 2018 14:17:23 Pacific Standard Time

Name: 180222M1\_97, Date: 23-Feb-2018, Time: 08:48:47, ID: 1800284-04 OF-RW49-0218 0.11012, Description: OF-RW49-0218

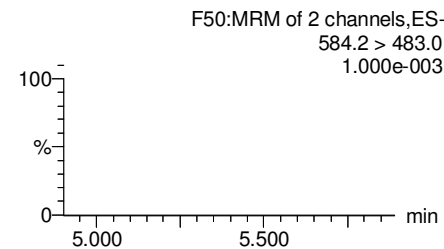
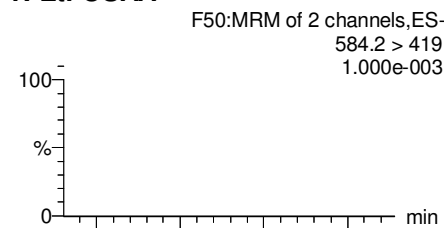
**PFUdA**



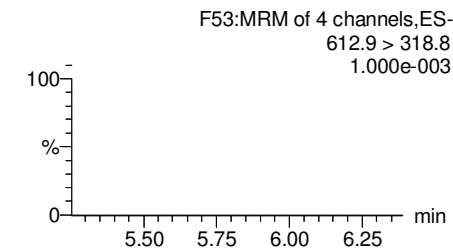
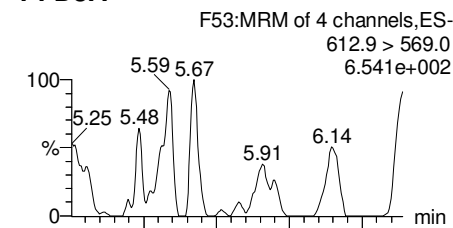
**N-MeFOSAA**



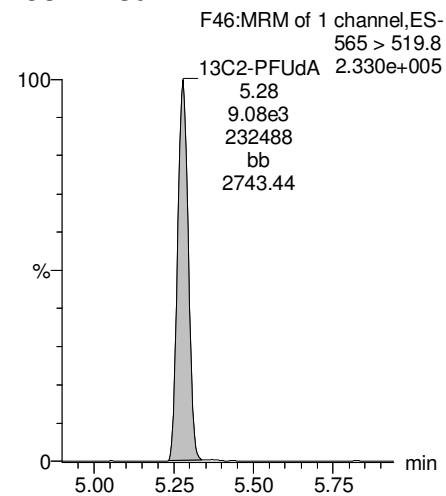
**N-EtFOSAA**



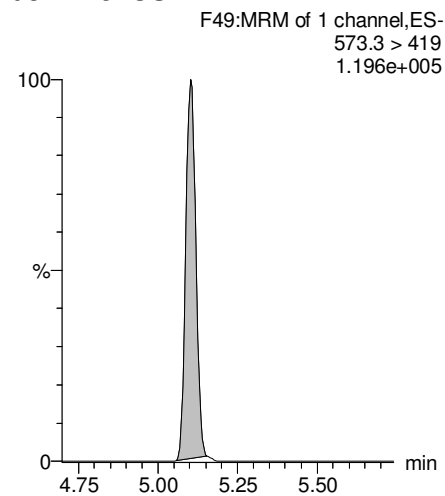
**PFDaA**



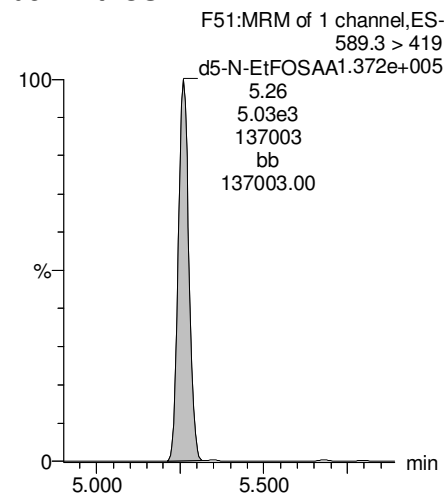
**13C2-PFUdA**



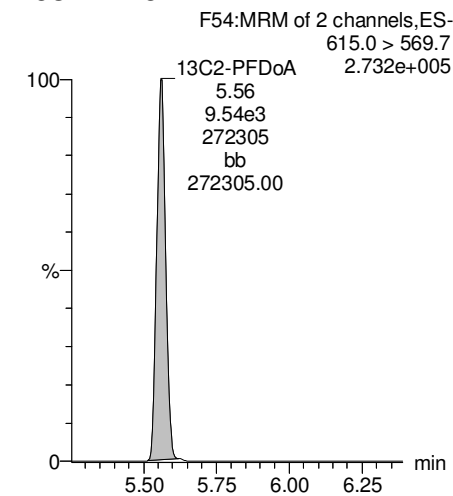
**d3-N-MeFOSAA**



**d5-N-EtFOSAA**



**13C2-PFDaA**



Dataset: F:\Projects\PFAS.PRO\Results\180222M1\180222M1-97.qld

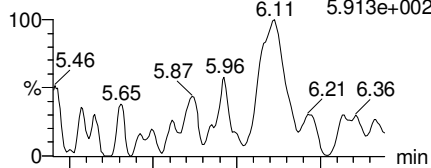
Last Altered: Sunday, February 25, 2018 14:16:42 Pacific Standard Time

Printed: Sunday, February 25, 2018 14:17:23 Pacific Standard Time

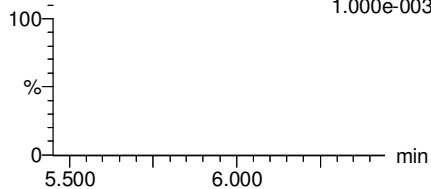
Name: 180222M1\_97, Date: 23-Feb-2018, Time: 08:48:47, ID: 1800284-04 OF-RW49-0218 0.11012, Description: OF-RW49-0218

**PFTrDA**

F59:MRM of 2 channels,ES-  
662.9 > 618.9  
5.913e+002

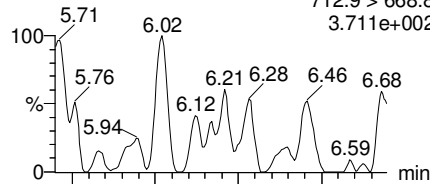


F59:MRM of 2 channels,ES-  
662.9 > 319  
1.000e-003

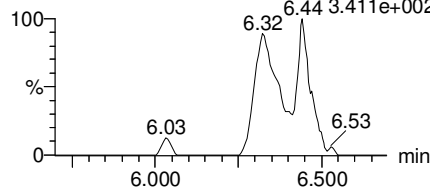


**PFTeDA**

F60:MRM of 2 channels,ES-  
712.9 > 668.8  
3.711e+002

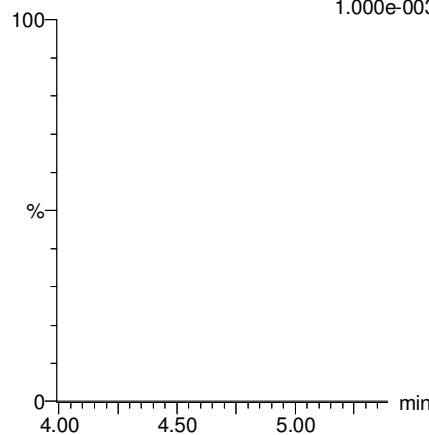


F60:MRM of 2 channels,ES-  
712.9 > 369  
3.411e+002



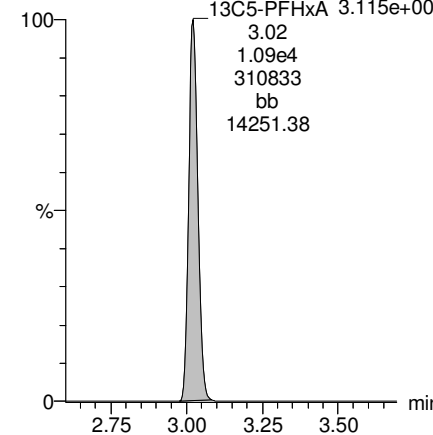
**TCDA**

F30:MRM of 3 channels,ES-  
498.3 > 106.9  
1.000e-003



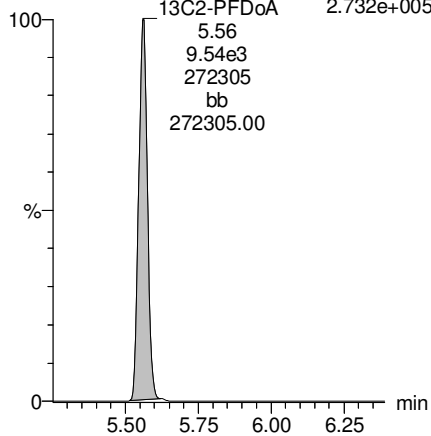
**13C5-PFHxA**

F10:MRM of 1 channel,ES-  
318 > 272.9  
3.115e+005



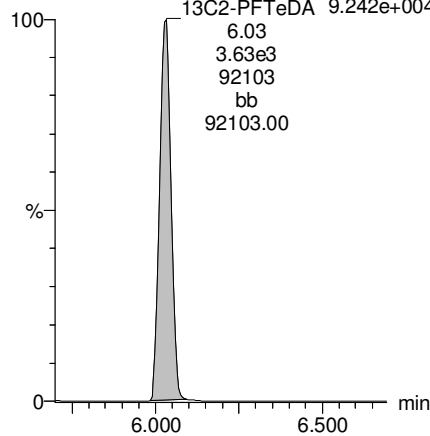
**13C2-PFDoA**

F54:MRM of 2 channels,ES-  
615.0 > 569.7  
2.732e+005



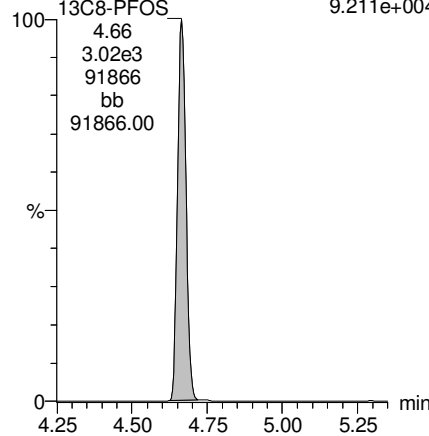
**13C2-PFTeDA**

F61:MRM of 2 channels,ES-  
714.8 > 669.6  
9.242e+004



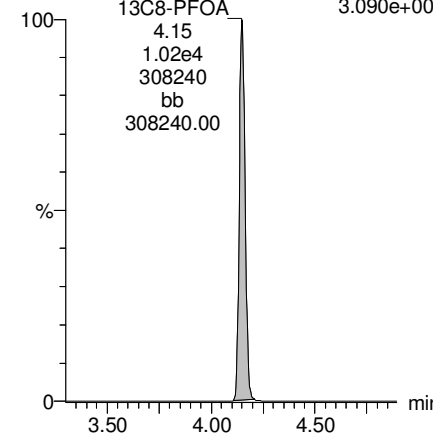
**13C8-PFOS**

F34:MRM of 1 channel,ES-  
507.0 > 79.9  
9.211e+004



**13C8-PFOA**

F22:MRM of 1 channel,ES-  
421.3 > 376  
3.090e+005



Dataset: F:\Projects\PFAS.PRO\Results\180222M1\180222M1-97.qld

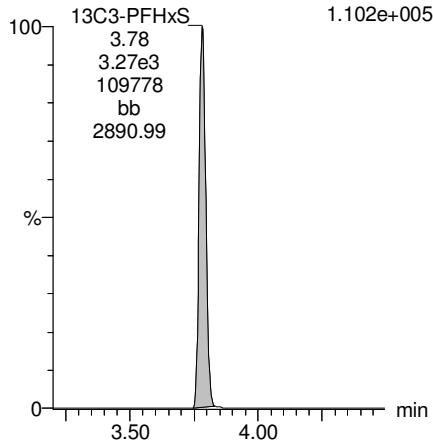
Last Altered: Sunday, February 25, 2018 14:16:42 Pacific Standard Time

Printed: Sunday, February 25, 2018 14:17:23 Pacific Standard Time

Name: 180222M1\_97, Date: 23-Feb-2018, Time: 08:48:47, ID: 1800284-04 OF-RW49-0218 0.11012, Description: OF-RW49-0218

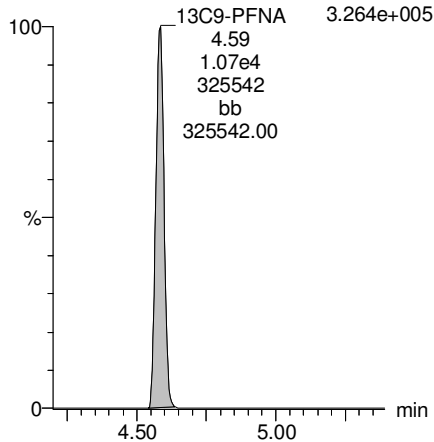
**13C3-PFHxS**

F18:MRM of 1 channel,ES-  
401.9 > 79.9  
1.102e+005



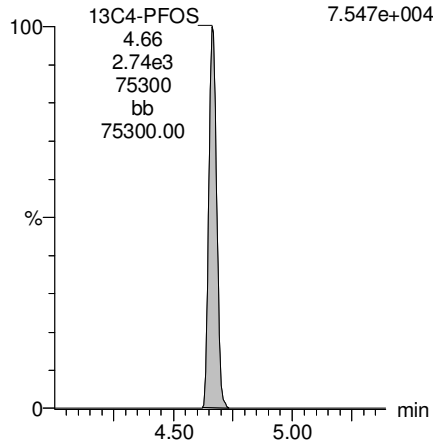
**13C9-PFNA**

F28:MRM of 1 channel,ES-  
472.2 > 426.9  
3.264e+005



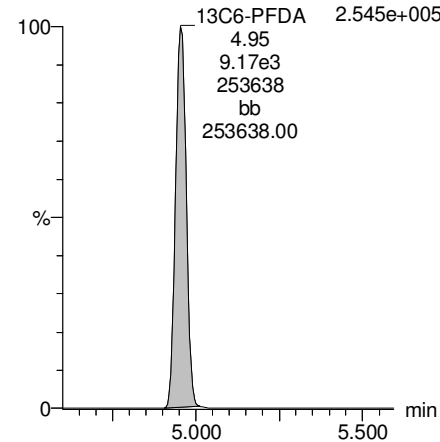
**13C4-PFOS**

F32:MRM of 1 channel,ES-  
503 > 79.9  
7.547e+004



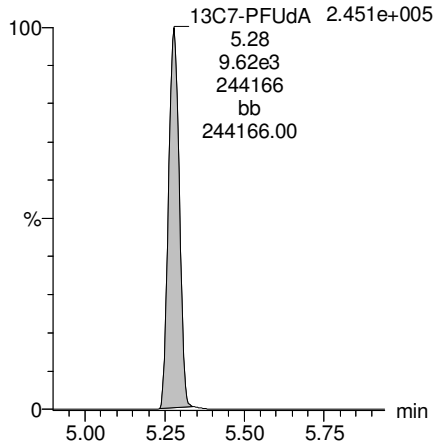
**13C6-PFDA**

F39:MRM of 1 channel,ES-  
519.1 > 473.7  
2.545e+005



**13C7-PFudA**

F48:MRM of 1 channel,ES-  
570.1 > 524.8  
2.451e+005



Dataset: F:\Projects\PFAS.PRO\Results\180222M1\180222M1-98.qld

Last Altered: Sunday, February 25, 2018 14:19:59 Pacific Standard Time

Printed: Sunday, February 25, 2018 14:21:03 Pacific Standard Time

Method: F:\Projects\PFAS.PRO\MethDB\PFAS\_FULL\_80C\_022218.mdb 23 Feb 2018 08:58:55

Calibration: F:\Projects\PFAS.PRO\CurveDB\C18\_VAL-PFAS\_Q4\_02-22-18-FULL.cdb 23 Feb 2018 10:57:03

Name: 180222M1\_98, Date: 23-Feb-2018, Time: 09:00:16, ID: 1800284-05 OF-FB49-0218 0.1157, Description: OF-FB49-0218

	# Name	Trace	Area	IS Area	Wt./Vol.	RRF	Pred.RT	RT	y Axis Resp.	Conc.	%Rec
1	3 PFBS	299.0 > 79.7		1.68e3	0.116		2.60				
2	5 PFHxA	313.2 > 268.9		3.07e3	0.116		3.19				
3	7 PFHpA	363.0 > 318.9		7.50e3	0.116		3.81				
4	8 L-PFHxS	398.9 > 79.6		1.07e3	0.116		3.85				
5	11 L-PFOA	413 > 368.7	8.00e1	1.07e4	0.116		4.22	4.15	0.0932	0.0207	
6	14 PFNA	463.0 > 418.8		1.01e4	0.116		4.76				
7	16 L-PFOS	499 > 79.9		2.86e3	0.116		4.74				
8	18 PFDA	513 > 468.8		8.10e3	0.116		5.14				
9	21 N-MeFOSAA	570.1 > 419		3.59e3	0.116		5.29				
10	22 N-EtFOSAA	584.2 > 419		3.69e3	0.116		5.45				
11	23 PFUdA	563.0 > 518.9		7.91e3	0.116		5.46				

Dataset: F:\Projects\PFAS.PRO\Results\180222M1\180222M1-98.qld

Last Altered: Sunday, February 25, 2018 14:19:59 Pacific Standard Time

Printed: Sunday, February 25, 2018 14:21:13 Pacific Standard Time

Method: F:\Projects\PFAS.PRO\MethDB\PFAS\_FULL\_80C\_022218.mdb 23 Feb 2018 08:58:55

Calibration: F:\Projects\PFAS.PRO\CurveDB\C18\_VAL-PFAS\_Q4\_02-22-18-FULL.cdb 23 Feb 2018 10:57:03

Name: 180222M1\_98, Date: 23-Feb-2018, Time: 09:00:16, ID: 1800284-05 OF-FB49-0218 0.1157, Description: OF-FB49-0218

#	Name	Trace	Area	IS Area	Wt./Vol.	RRF	Pred.RT	RT	y Axis Resp.	Conc.	%Rec	
1	25	PFDa	612.9 > 569.0	7.25e3	0.116		5.74					
2	27	PFTDA	662.9 > 618.9	7.25e3	0.116		5.98					
3	28	PFTeDA	712.9 > 668.8	3.18e3	0.116		6.20					
4	36	13C3-PFBS	302. > 98.8	1.68e3	9.77e3	0.116	0.120	2.69	2.53	2.15	154.9124	143.4
5	37	13C2-PFHxA	315 > 269.8	3.07e3	9.77e3	0.116	0.760	3.19	3.02	3.93	44.7104	103.5
6	38	13C4-PFHpA	367.2 > 321.8	7.50e3	9.77e3	0.116	0.729	3.81	3.63	9.60	113.7590	105.3
7	39	18O2-PFHxS	403.0 > 102.6	1.07e3	2.83e3	0.116	0.367	3.96	3.78	4.72	111.1438	102.9
8	40	13C2-PFOA	414.9 > 369.7	1.07e4	9.69e3	0.116	1.225	4.33	4.15	13.8	97.5032	90.2
9	41	13C5-PFNA	468.2 > 422.9	1.01e4	1.28e4	0.116	0.936	4.76	4.58	9.79	90.3543	83.6
10	42	13C8-PFOA	506.1 > 77.7	1.39e3	9.80e3	0.116	0.235	4.83	4.64	1.77	64.9481	60.1
11	43	13C8-PFOS	507.0 > 79.9	2.86e3	3.17e3	0.116	1.018	4.84	4.66	11.3	95.8746	88.7
12	44	13C2-PFDA	515.1 > 469.9	8.10e3	1.14e4	0.116	0.977	5.14	4.95	8.87	78.4841	72.6
13	45	d3-N-MeFOSAA	573.3 > 419	3.59e3	9.80e3	0.116	0.405	5.29	5.10	4.57	97.6904	90.4
14	46	d5-N-EtFOSAA	589.3 > 419	3.69e3	9.80e3	0.116	0.419	5.45	5.25	4.71	97.1774	89.9
15	47	13C2-PFUdA	565 > 519.8	7.91e3	9.80e3	0.116	1.045	5.46	5.28	10.1	83.4340	77.2
16	48	13C2-PFDoA	615.0 > 569.7	7.25e3	9.80e3	0.116	0.832	5.74	5.56	9.24	95.9697	88.8
17	49	d3-N-MeFOSA	515.2 > 168.9		9.80e3	0.116	0.109	5.84				
18	50	13C2-PFTeDA	714.8 > 669.6	3.18e3	9.80e3	0.116	0.313	6.20	6.02	4.06	111.9716	103.6
19	51	d5-N-ETFOSA	531.1 > 168.9		9.80e3	0.116	0.160	6.22				
20	52	13C2-PFHxDA	815 > 769.7	3.53e3	9.80e3	0.116	0.648	6.51	6.37	4.50	59.9699	138.8
21	53	d7-N-MeFOSE	623.1 > 58.9		9.80e3	0.116	0.150	6.31				
22	54	d9-N-EtFOSE	639.2 > 58.8		9.80e3	0.116	0.142	6.45				
23	55	13C4-PFBA	217. > 171.8	8.32e3	8.32e3	0.116	1.000	1.46	1.29	12.5	108.0380	100.0
24	56	13C5-PFHxA	318 > 272.9	9.77e3	9.77e3	0.116	1.000	3.19	3.02	12.5	108.0380	100.0
25	57	13C3-PFHxS	401.9 > 79.9	2.83e3	2.83e3	0.116	1.000	3.96	3.78	12.5	108.0380	100.0
26	58	13C8-PFOA	421.3 > 376	9.69e3	9.69e3	0.116	1.000	4.33	4.15	12.5	108.0380	100.0
27	59	13C9-PFNA	472.2 > 426.9	1.28e4	1.28e4	0.116	1.000	4.70	4.58	12.5	108.0380	100.0
28	60	13C4-PFOS	503 > 79.9	3.17e3	3.17e3	0.116	1.000	4.84	4.66	12.5	108.0380	100.0
29	61	13C6-PFDA	519.1 > 473.7	1.14e4	1.14e4	0.116	1.000	5.14	4.95	12.5	108.0380	100.0
30	62	13C7-PFUdA	570.1 > 524.8	9.80e3	9.80e3	0.116	1.000	5.46	5.27	12.5	108.0380	100.0
31	63	Total PFHxS	398.9 > 79.6	0.00e0	1.07e3	0.116		3.85		0.000		
32	64	Total PFOA	413 > 368.7	8.00e1	1.07e4	0.116		4.21		0.0932	0.0207	

AD 2/25/2018

Dataset: F:\Projects\PFAS.PRO\Results\180222M1\180222M1-98.qld

Last Altered: Sunday, February 25, 2018 14:19:59 Pacific Standard Time

Printed: Sunday, February 25, 2018 14:21:13 Pacific Standard Time

Name: 180222M1\_98, Date: 23-Feb-2018, Time: 09:00:16, ID: 1800284-05 OF-FB49-0218 0.1157, Description: OF-FB49-0218

	# Name	Trace	Area	IS Area	Wt./Vol.	RRF	Pred.RT	RT	y Axis Resp.	Conc.	%Rec
33	65 Total PFOS	499 > 79.9	0.00e0	2.86e3	0.116		4.73		0.000		
34	66 Total N-MeFOSAA	570.1 > 419	0.00e0	3.59e3	0.116		5.29		0.000		
35	67 Total N-EtFOSAA	584.2 > 419	0.00e0	3.69e3	0.116		5.45		0.000		



Dataset: F:\Projects\PFAS.PRO\Results\180222M1\180222M1-98.qld

Last Altered: Sunday, February 25, 2018 14:19:59 Pacific Standard Time

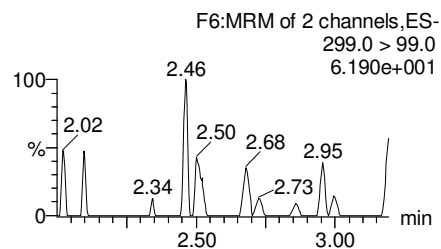
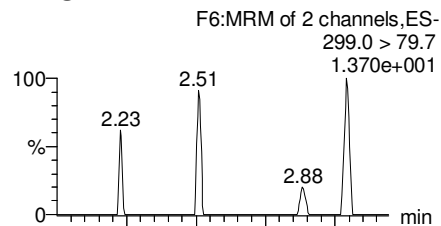
Printed: Sunday, February 25, 2018 14:21:13 Pacific Standard Time

Method: F:\Projects\PFAS.PRO\MethDB\PFAS\_FULL\_80C\_022218.mdb 23 Feb 2018 08:58:55

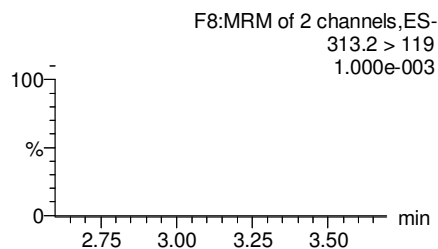
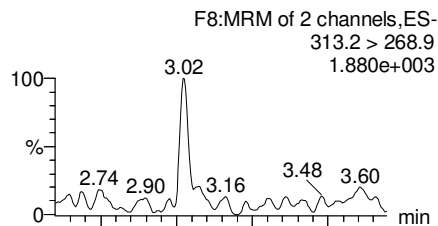
Calibration: F:\Projects\PFAS.PRO\CurveDB\C18\_VAL-PFAS\_Q4\_02-22-18-FULL.cdb 23 Feb 2018 10:57:03

Name: 180222M1\_98, Date: 23-Feb-2018, Time: 09:00:16, ID: 1800284-05 OF-FB49-0218 0.1157, Description: OF-FB49-0218

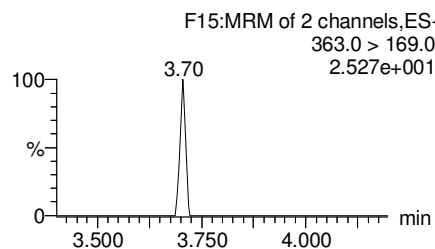
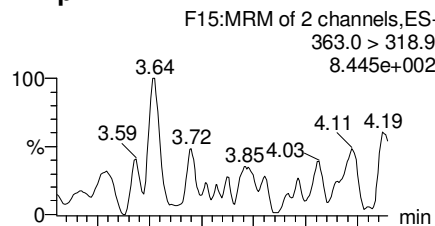
**PFBS**



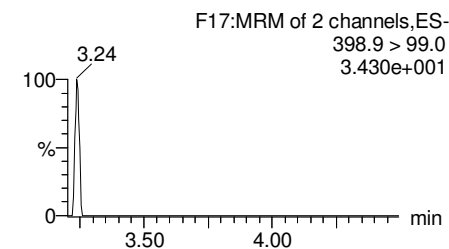
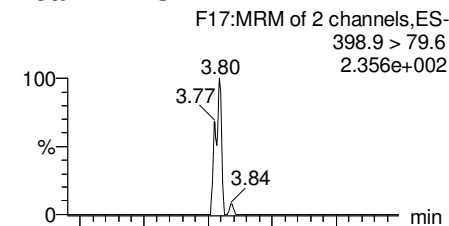
**PFHxA**



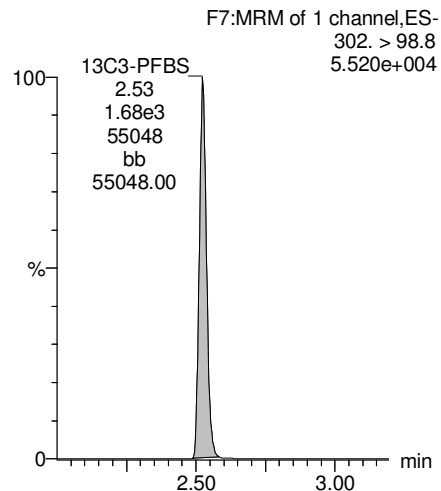
**PFHpA**



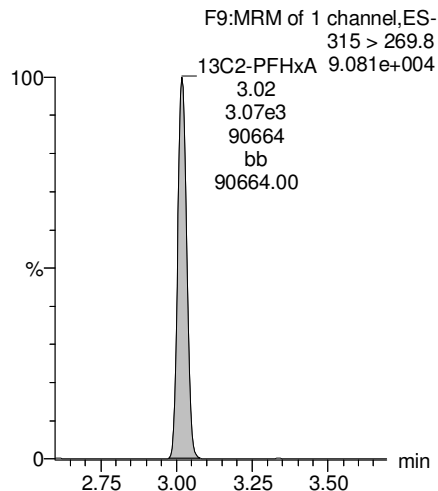
**Total PFHxS**



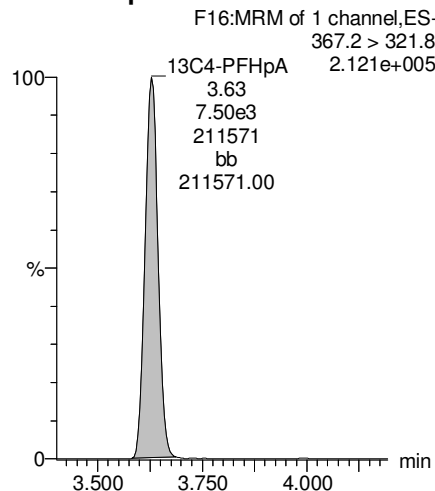
**13C3-PFBS**



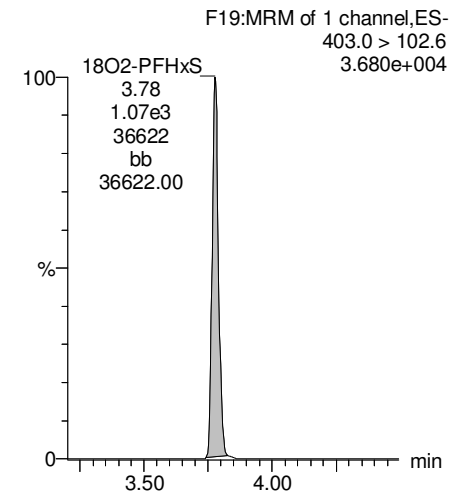
**13C2-PFHxA**



**13C4-PFHpA**



**18O2-PFHxS**



Dataset: F:\Projects\PFAS.PRO\Results\180222M1\180222M1-98.qld

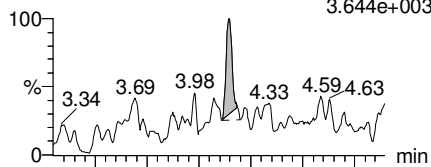
Last Altered: Sunday, February 25, 2018 14:19:59 Pacific Standard Time

Printed: Sunday, February 25, 2018 14:21:13 Pacific Standard Time

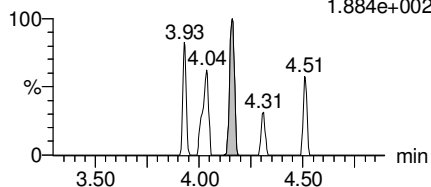
Name: 180222M1\_98, Date: 23-Feb-2018, Time: 09:00:16, ID: 1800284-05 OF-FB49-0218 0.1157, Description: OF-FB49-0218

**Total PFOA**

F20:MRM of 2 channels,ES-  
413 > 368.7  
3.644e+003

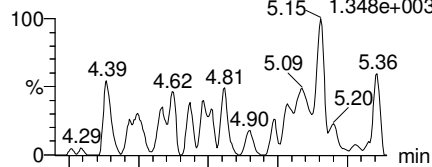


F20:MRM of 2 channels,ES-  
413 > 169  
1.884e+002

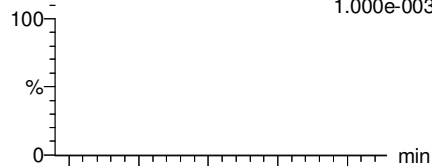


**PFNA**

F26:MRM of 2 channels,ES-  
463.0 > 418.8  
1.348e+003




F26:MRM of 2 channels,ES-  
463.0 > 219.0  
1.000e-003

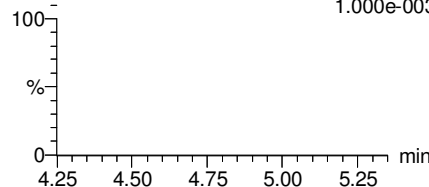


**Total PFOS**

F31:MRM of 2 channels,ES-  
499 > 79.9  
1.000e-003

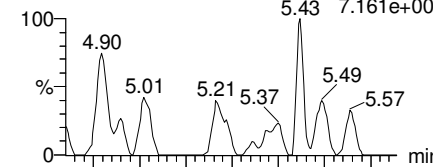


F31:MRM of 2 channels,ES-  
499 > 99  
1.000e-003

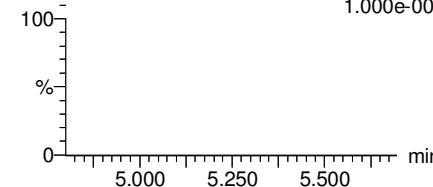


**PFDA**

F36:MRM of 2 channels,ES-  
513 > 468.8  
7.161e+002

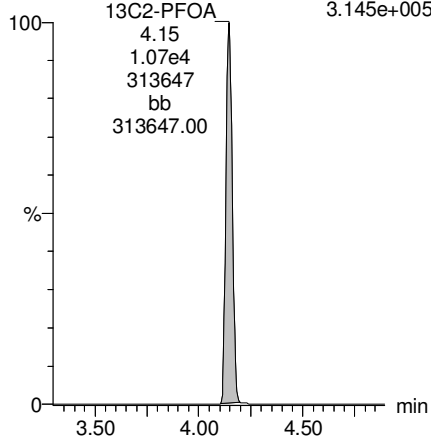


F36:MRM of 2 channels,ES-  
513 > 219  
1.000e-003



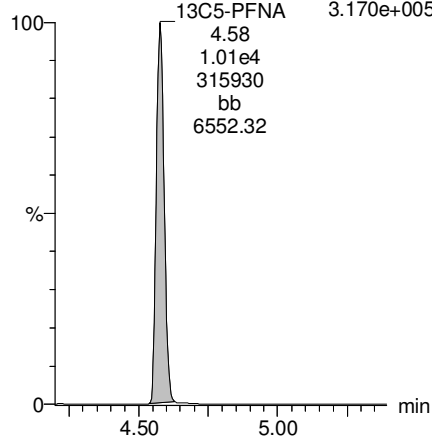
**13C2-PFOA**

F21:MRM of 1 channel,ES-  
414.9 > 369.7  
3.145e+005



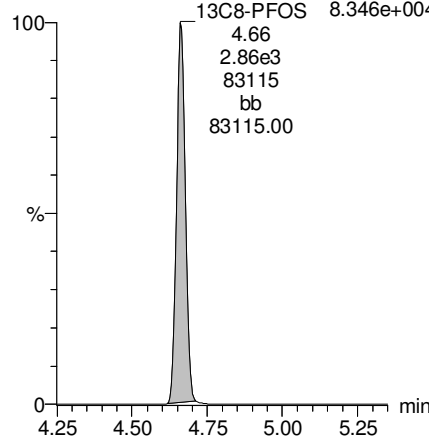
**13C5-PFNA**

F27:MRM of 1 channel,ES-  
468.2 > 422.9  
3.170e+005



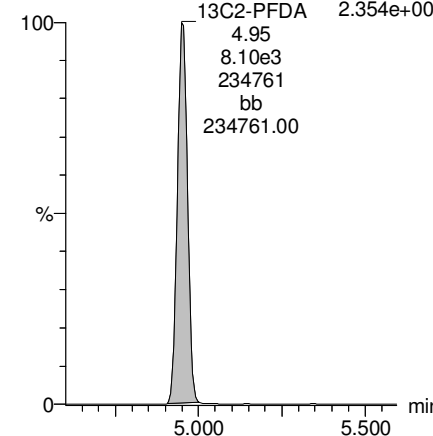
**13C8-PFOS**

F34:MRM of 1 channel,ES-  
507.0 > 79.9  
8.346e+004



**13C2-PFDA**

F37:MRM of 1 channel,ES-  
515.1 > 469.9  
2.354e+005



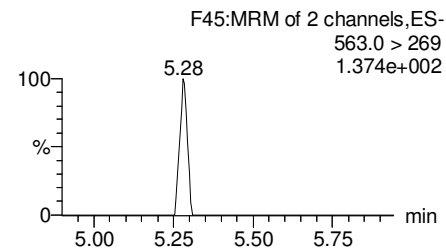
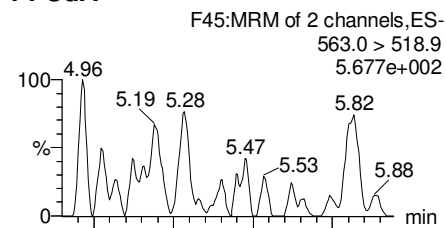
Dataset: F:\Projects\PFAS.PRO\Results\180222M1\180222M1-98.qld

Last Altered: Sunday, February 25, 2018 14:19:59 Pacific Standard Time

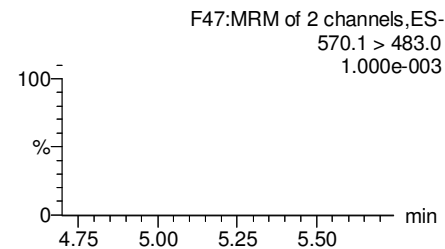
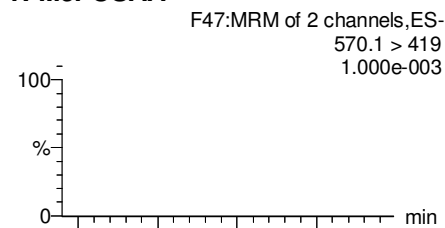
Printed: Sunday, February 25, 2018 14:21:13 Pacific Standard Time

Name: 180222M1\_98, Date: 23-Feb-2018, Time: 09:00:16, ID: 1800284-05 OF-FB49-0218 0.1157, Description: OF-FB49-0218

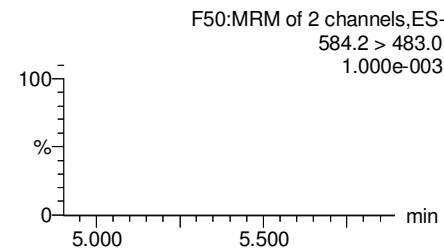
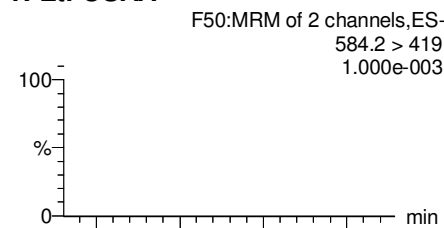
**PFUdA**



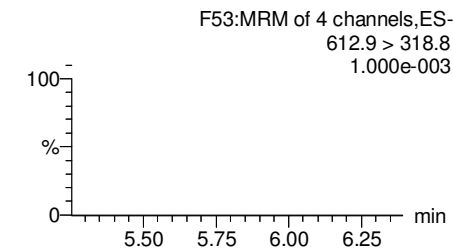
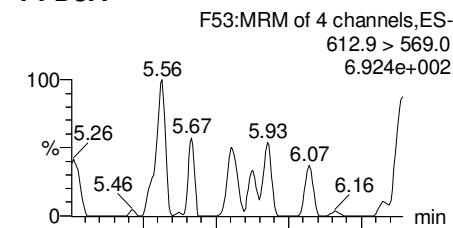
**N-MeFOSAA**



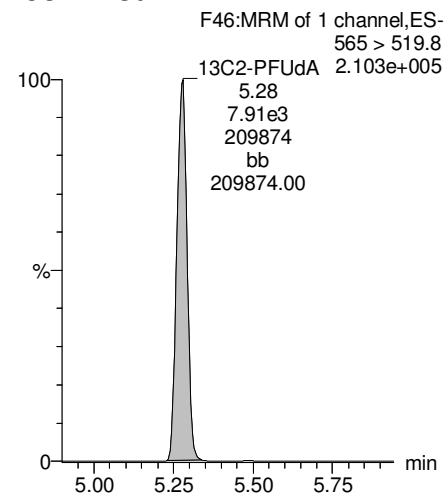
**N-EtFOSAA**



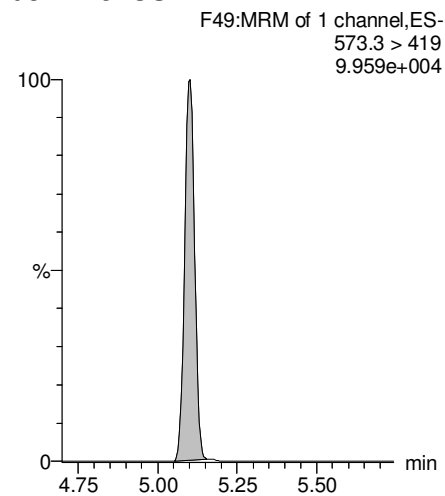
**PFDaA**



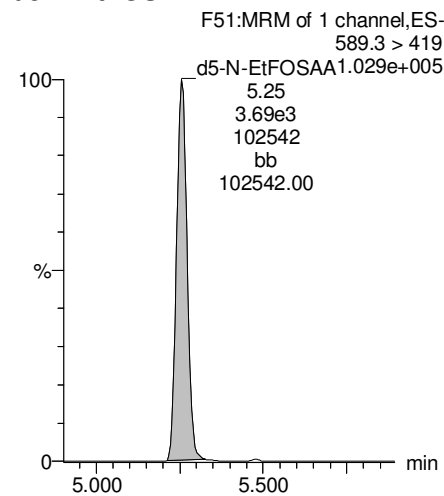
**13C2-PFUdA**



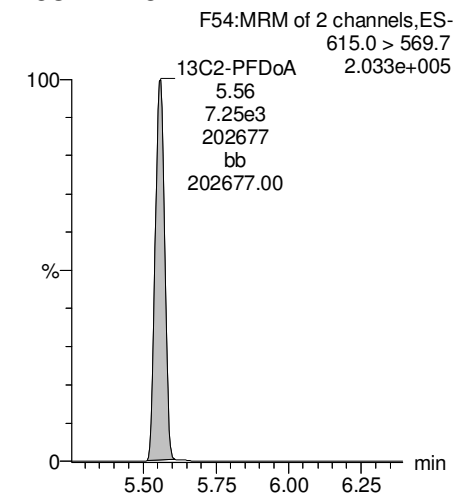
**d3-N-MeFOSAA**



**d5-N-EtFOSAA**



**13C2-PFDaA**



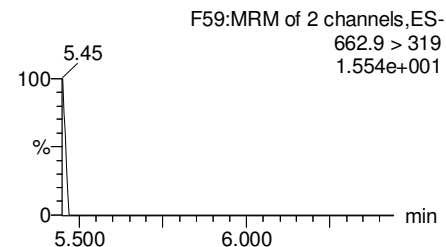
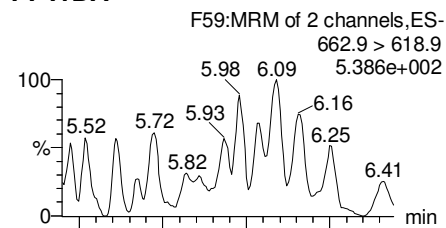
Dataset: F:\Projects\PFAS.PRO\Results\180222M1\180222M1-98.qld

Last Altered: Sunday, February 25, 2018 14:19:59 Pacific Standard Time

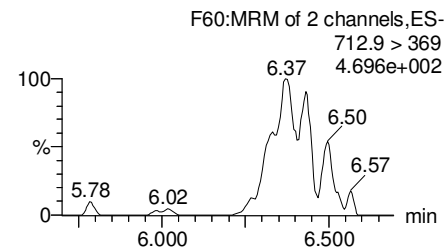
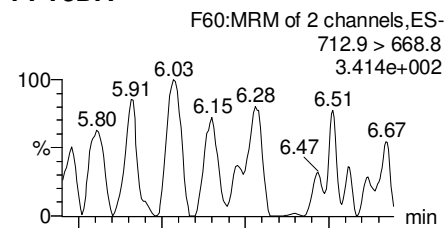
Printed: Sunday, February 25, 2018 14:21:13 Pacific Standard Time

Name: 180222M1\_98, Date: 23-Feb-2018, Time: 09:00:16, ID: 1800284-05 OF-FB49-0218 0.1157, Description: OF-FB49-0218

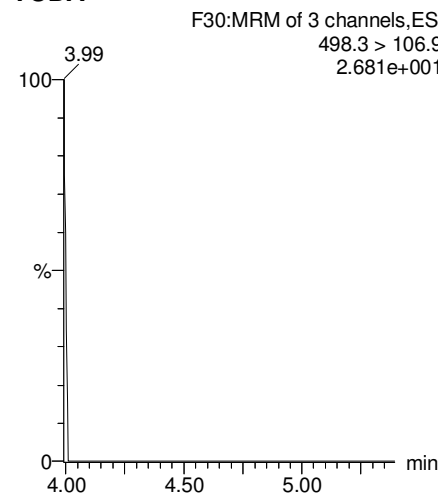
**PFTrDA**



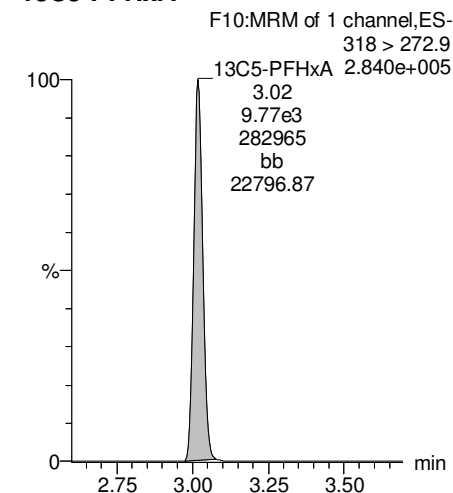
**PFTeDA**



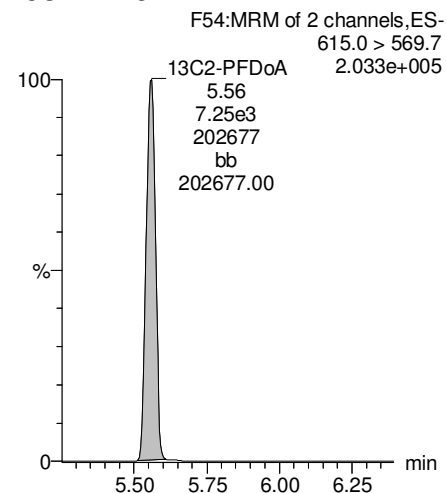
**TCDA**



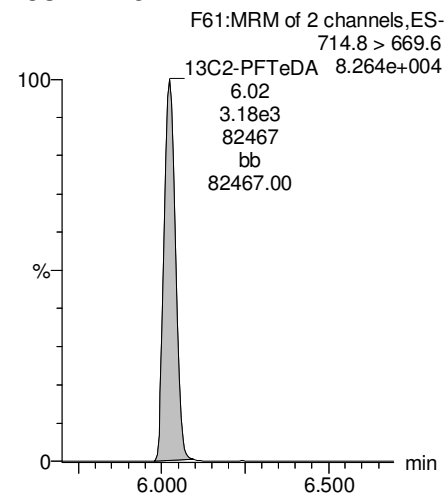
**13C5-PFHxA**



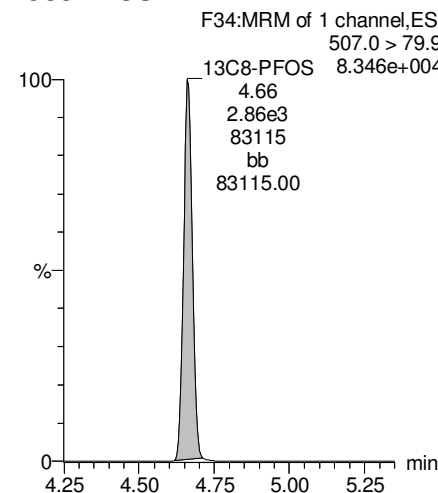
**13C2-PFDoA**



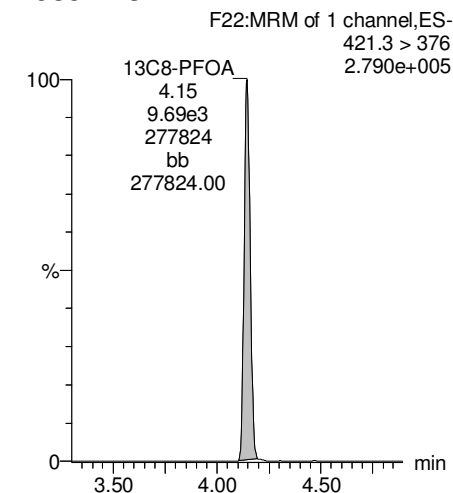
**13C2-PFTeDA**



**13C8-PFOS**



**13C8-PFOA**



Dataset: F:\Projects\PFAS.PRO\Results\180222M1\180222M1-98.qld

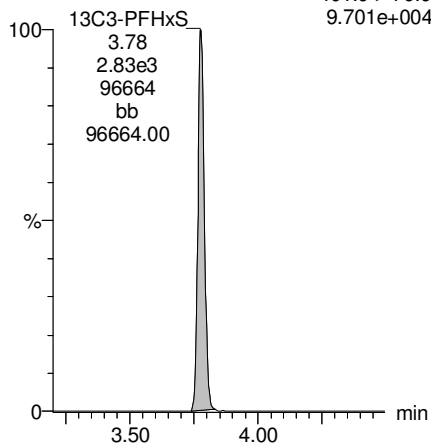
Last Altered: Sunday, February 25, 2018 14:19:59 Pacific Standard Time

Printed: Sunday, February 25, 2018 14:21:13 Pacific Standard Time

Name: 180222M1\_98, Date: 23-Feb-2018, Time: 09:00:16, ID: 1800284-05 OF-FB49-0218 0.1157, Description: OF-FB49-0218

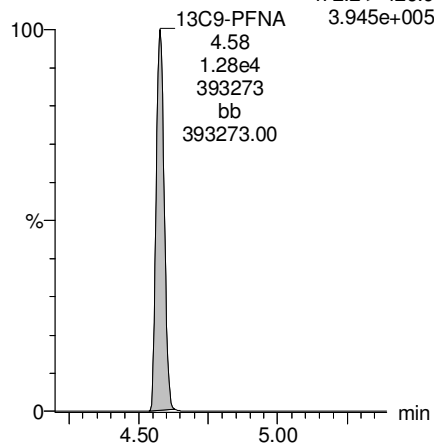
**13C3-PFHxS**

F18:MRM of 1 channel,ES-  
401.9 > 79.9  
9.701e+004



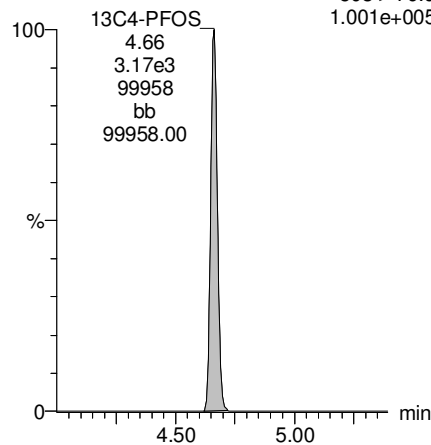
**13C9-PFNA**

F28:MRM of 1 channel,ES-  
472.2 > 426.9  
3.945e+005



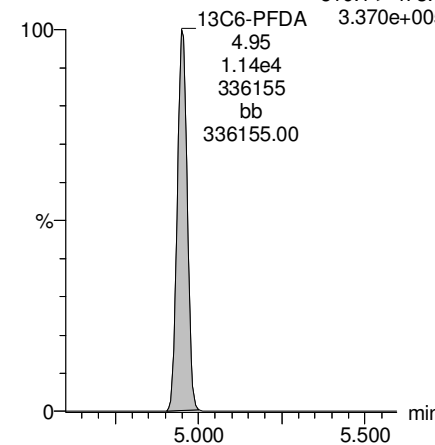
**13C4-PFOS**

F32:MRM of 1 channel,ES-  
503 > 79.9  
1.001e+005



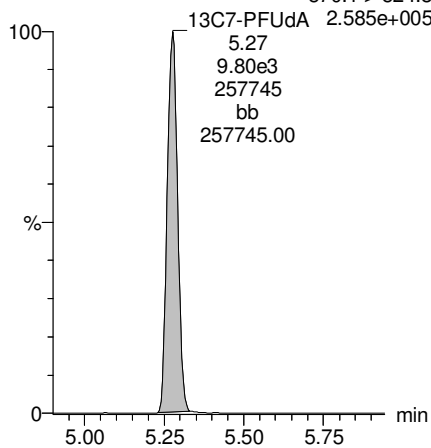
**13C6-PFDA**

F39:MRM of 1 channel,ES-  
519.1 > 473.7  
3.370e+005



**13C7-PFUdA**

F48:MRM of 1 channel,ES-  
570.1 > 524.8  
2.585e+005



Dataset: Z:\Projects\PFAS.PRO\Results\180222M1\180222M1-102.qld

Last Altered: Saturday, March 10, 2018 11:38:43 Pacific Standard Time

Printed: Saturday, March 10, 2018 11:40:23 Pacific Standard Time

Method: F:\Projects\PFAS.PRO\MethDB\PFAS\_FULL\_80C\_022218.mdb 23 Feb 2018 08:58:55

Calibration: F:\Projects\PFAS.PRO\CurveDB\C18\_VAL-PFAS\_Q4\_02-22-18-FULL.cdb 23 Feb 2018 10:57:03

Name: 180222M1\_102, Date: 23-Feb-2018, Time: 09:46:11, ID: 1800284-06 OF-RW41-0218 0.11145, Description: OF-RW41-0218

	# Name	Trace	Area	IS Area	Wt./Vol.	RRF	Pred.RT	RT	y Axis Resp.	Conc.	%Rec
1	3 PFBS	299.0 > 79.7		1.59e3	0.111		2.60				
2	5 PFHxA	313.2 > 268.9		3.24e3	0.111		3.19				
3	7 PFHpA	363.0 > 318.9		8.30e3	0.111		3.81				
4	8 L-PFHxS	398.9 > 79.6	3.36e0	1.24e3	0.111		3.85	3.79	0.0338	0.5233	
5	11 L-PFOA	413 > 368.7		1.06e4	0.111		4.22				
6	14 PFNA	463.0 > 418.8		9.06e3	0.111		4.76				
7	16 L-PFOS	499 > 79.9		3.07e3	0.111		4.74				
8	18 PFDA	513 > 468.8		8.78e3	0.111		5.14				
9	21 N-MeFOSAA	570.1 > 419		4.27e3	0.111		5.29				
10	22 N-EtFOSAA	584.2 > 419		3.79e3	0.111		5.45				
11	23 PFUdA	563.0 > 518.9		9.53e3	0.111		5.46				

Dataset: Z:\Projects\PFAS.PRO\Results\180222M1\180222M1-102.qld

Last Altered: Saturday, March 10, 2018 11:38:43 Pacific Standard Time

Printed: Saturday, March 10, 2018 11:40:38 Pacific Standard Time

Method: F:\Projects\PFAS.PRO\MethDB\PFAS\_FULL\_80C\_022218.mdb 23 Feb 2018 08:58:55

Calibration: F:\Projects\PFAS.PRO\CurveDB\C18\_VAL-PFAS\_Q4\_02-22-18-FULL.cdb 23 Feb 2018 10:57:03

Name: 180222M1\_102, Date: 23-Feb-2018, Time: 09:46:11, ID: 1800284-06 OF-RW41-0218 0.11145, Description: OF-RW41-0218

#	Name	Trace	Area	IS Area	Wt./Vol.	RRF	Pred.RT	RT	y Axis Resp.	Conc.	%Rec
1	25 PFDa	612.9 > 569.0		7.95e3	0.111		5.74				
2	27 PFTeDA	662.9 > 618.9		7.95e3	0.111		5.98				
3	28 PFTeDA	712.9 > 668.8	2.24e1	4.73e3	0.111		6.20	6.02	0.0592		
4	36 13C3-PFBS	302. > 98.8	1.59e3	1.11e4	0.111	0.120	2.69	2.53	1.79	134.0360	119.5
5	37 13C2-PFHxA	315 > 269.8	3.24e3	1.11e4	0.111	0.760	3.19	3.02	3.65	43.0635	96.0
6	38 13C4-PFHpA	367.2 > 321.8	8.30e3	1.11e4	0.111	0.729	3.81	3.63	9.35	115.0175	102.5
7	39 18O2-PFHxS	403.0 > 102.6	1.24e3	3.24e3	0.111	0.367	3.96	3.78	4.78	116.9400	104.3
8	40 13C2-PFOA	414.9 > 369.7	1.06e4	1.03e4	0.111	1.225	4.33	4.15	12.8	93.6873	83.5
9	41 13C5-PFNA	468.2 > 422.9	9.06e3	1.22e4	0.111	0.936	4.76	4.58	9.25	88.6843	79.1
10	42 13C8-PFOA	506.1 > 77.7	1.21e3	1.30e4	0.111	0.235	4.83	4.64	1.16	44.1361	39.4
11	43 13C8-PFOS	507.0 > 79.9	3.07e3	3.00e3	0.111	1.018	4.84	4.66	12.8	112.5171	100.3
12	44 13C2-PFDA	515.1 > 469.9	8.78e3	1.16e4	0.111	0.977	5.14	4.95	9.46	86.9336	77.5
13	45 d3-N-MeFOSAA	573.3 > 419	4.27e3	1.30e4	0.111	0.405	5.29	5.10	4.10	90.8585	81.0
14	46 d5-N-EtFOSAA	589.3 > 419	3.79e3	1.30e4	0.111	0.419	5.45	5.25	3.63	77.8559	69.4
15	47 13C2-PFUDa	565 > 519.8	9.53e3	1.30e4	0.111	1.045	5.46	5.27	9.14	78.4716	70.0
16	48 13C2-PFDa	615.0 > 569.7	7.95e3	1.30e4	0.111	0.832	5.74	5.56	7.62	82.1546	73.2
17	49 d3-N-MeFOSA	515.2 > 168.9		1.30e4	0.111	0.109	5.84				
18	50 13C2-PFTeDA	714.8 > 669.6	4.73e3	1.30e4	0.111	0.313	6.20	6.02	4.54	129.9904	115.9
19	51 d5-N-ETFOSA	531.1 > 168.9		1.30e4	0.111	0.160	6.22				
20	52 13C2-PFHxDA	815 > 769.7	3.69e3	1.30e4	0.111	0.648	6.51	6.37	3.54	48.9836	109.2
21	53 d7-N-MeFOSE	623.1 > 58.9		1.30e4	0.111	0.150	6.31				
22	54 d9-N-EtFOSE	639.2 > 58.8		1.30e4	0.111	0.142	6.45				
23	55 13C4-PFBA	217. > 171.8	9.43e3	9.43e3	0.111	1.000	1.46	1.31	12.5	112.1579	100.0
24	56 13C5-PFHxA	318 > 272.9	1.11e4	1.11e4	0.111	1.000	3.19	3.02	12.5	112.1579	100.0
25	57 13C3-PFHxS	401.9 > 79.9	3.24e3	3.24e3	0.111	1.000	3.96	3.78	12.5	112.1579	100.0
26	58 13C8-PFOA	421.3 > 376	1.03e4	1.03e4	0.111	1.000	4.33	4.14	12.5	112.1579	100.0
27	59 13C9-PFNA	472.2 > 426.9	1.22e4	1.22e4	0.111	1.000	4.70	4.58	12.5	112.1579	100.0
28	60 13C4-PFOS	503 > 79.9	3.00e3	3.00e3	0.111	1.000	4.84	4.66	12.5	112.1579	100.0
29	61 13C6-PFDA	519.1 > 473.7	1.16e4	1.16e4	0.111	1.000	5.14	4.95	12.5	112.1579	100.0
30	62 13C7-PFUDa	570.1 > 524.8	1.30e4	1.30e4	0.111	1.000	5.46	5.27	12.5	112.1579	100.0
31	63 Total PFHxS	398.9 > 79.6	3.36e0	1.24e3	0.111		3.85		0.0338	0.5233	
32	64 Total PFOA	413 > 368.7	0.00e0	1.06e4	0.111		4.21		0.000		

GM for AD 3/10/2018

Dataset: Z:\Projects\PFAS.PRO\Results\180222M1\180222M1-102.qld

Last Altered: Saturday, March 10, 2018 11:38:43 Pacific Standard Time

Printed: Saturday, March 10, 2018 11:40:38 Pacific Standard Time

Name: 180222M1\_102, Date: 23-Feb-2018, Time: 09:46:11, ID: 1800284-06 OF-RW41-0218 0.11145, Description: OF-RW41-0218

	# Name	Trace	Area	IS Area	Wt./Vol.	RRF	Pred.RT	RT	y Axis Resp.	Conc.	%Rec
33	65 Total PFOS	499 > 79.9	0.00e0	3.07e3	0.111		4.73		0.000		
34	66 Total N-MeFOSAA	570.1 > 419	0.00e0	4.27e3	0.111		5.29		0.000		
35	67 Total N-EtFOSAA	584.2 > 419	0.00e0	3.79e3	0.111		5.45		0.000		



Dataset: Z:\Projects\PFAS.PRO\Results\180222M1\180222M1-102.qld

Last Altered: Saturday, March 10, 2018 11:38:43 Pacific Standard Time

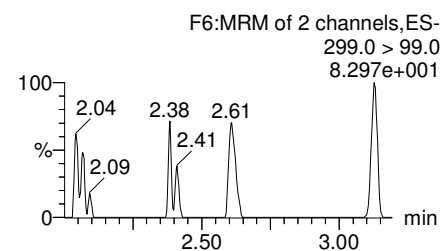
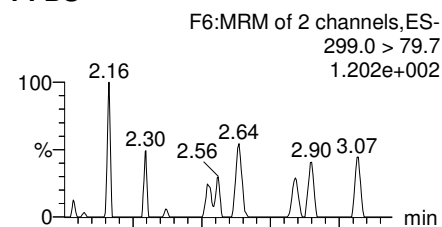
Printed: Saturday, March 10, 2018 11:40:38 Pacific Standard Time

Method: F:\Projects\PFAS.PRO\MethDB\PFAS\_FULL\_80C\_022218.mdb 23 Feb 2018 08:58:55

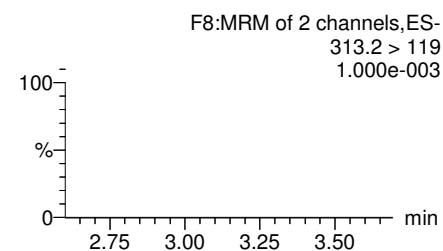
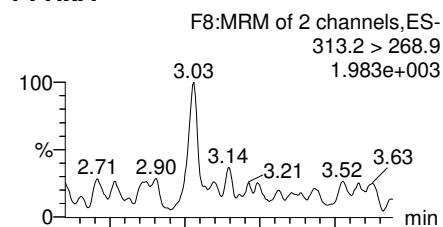
Calibration: F:\Projects\PFAS.PRO\CurveDB\C18\_VAL-PFAS\_Q4\_02-22-18-FULL.cdb 23 Feb 2018 10:57:03

Name: 180222M1\_102, Date: 23-Feb-2018, Time: 09:46:11, ID: 1800284-06 OF-RW41-0218 0.11145, Description: OF-RW41-0218

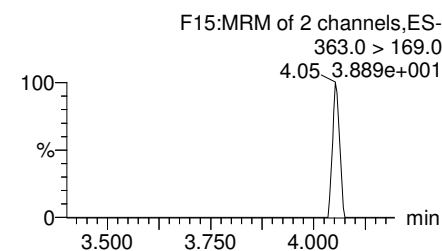
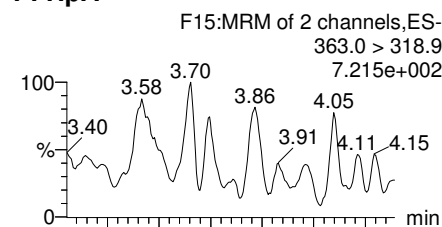
**PFBS**



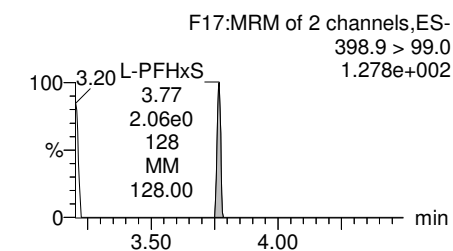
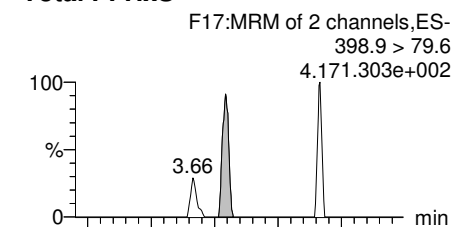
**PFHxA**



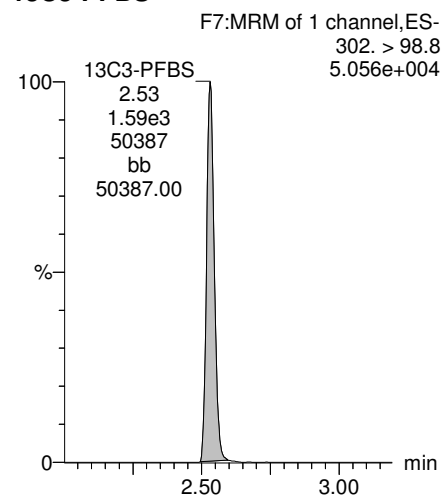
**PFHpA**



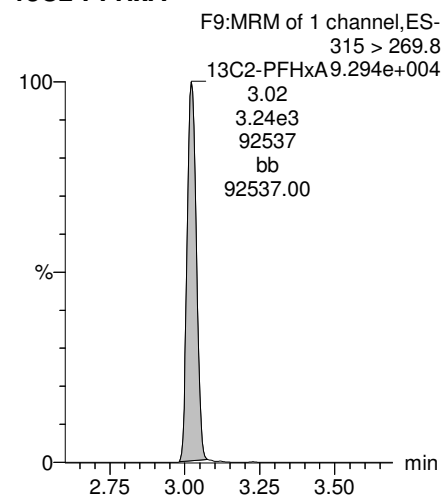
**Total PFHxS**



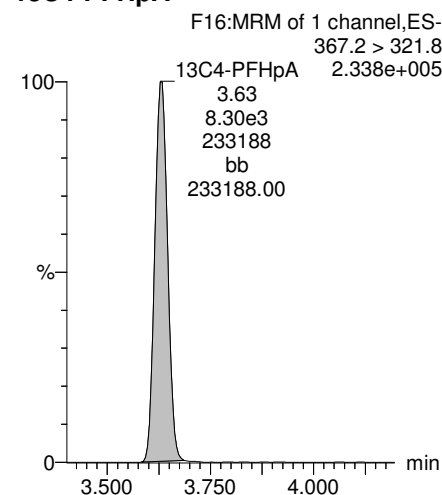
**13C3-PFBS**



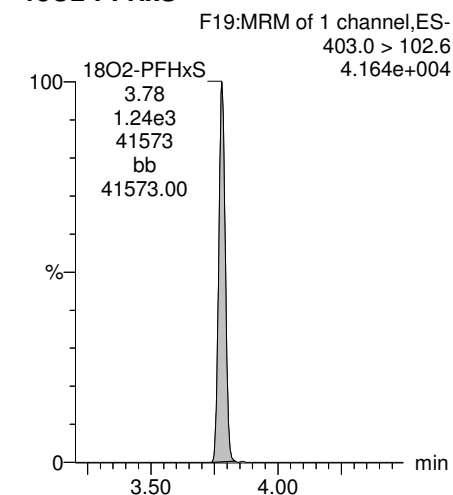
**13C2-PFHxA**



**13C4-PFHpA**



**18O2-PFHxS**

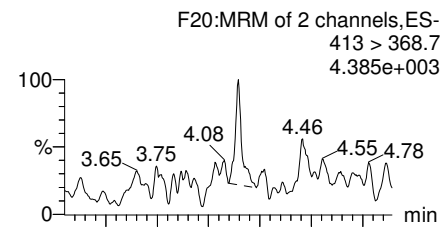


Dataset: Z:\Projects\PFAS.PRO\Results\180222M1\180222M1-102.qld

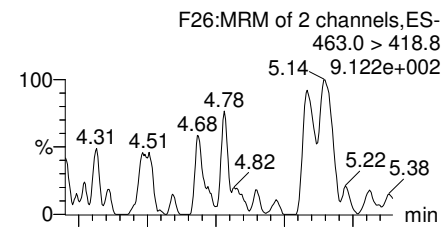
Last Altered: Saturday, March 10, 2018 11:38:43 Pacific Standard Time  
Printed: Saturday, March 10, 2018 11:40:38 Pacific Standard Time

Name: 180222M1\_102, Date: 23-Feb-2018, Time: 09:46:11, ID: 1800284-06 OF-RW41-0218 0.11145, Description: OF-RW41-0218

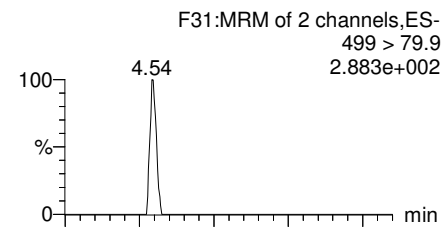
**Total PFOA**



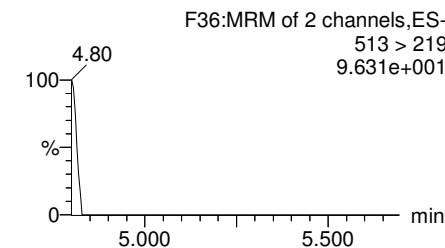
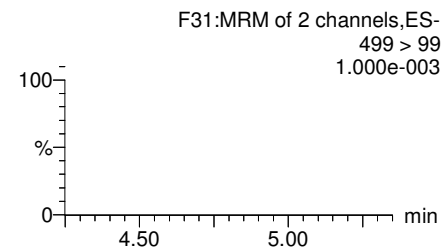
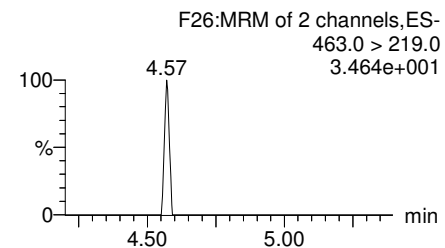
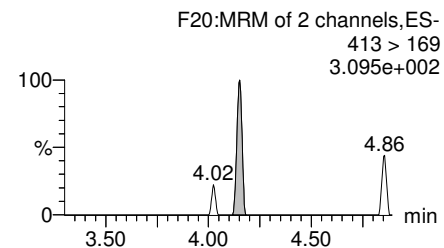
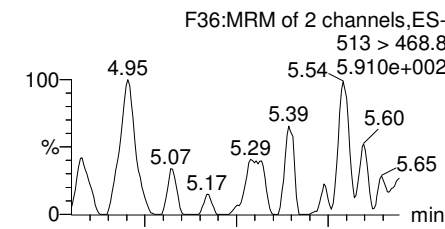
**PFNA**



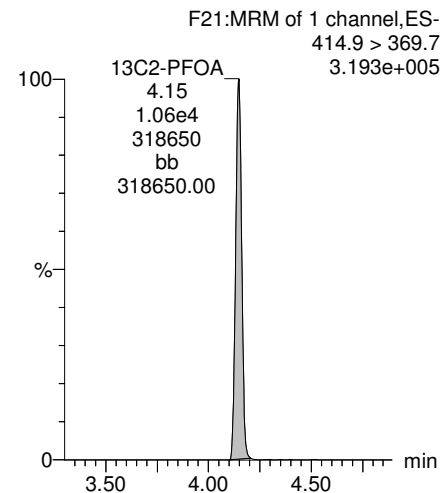
**Total PFOS**



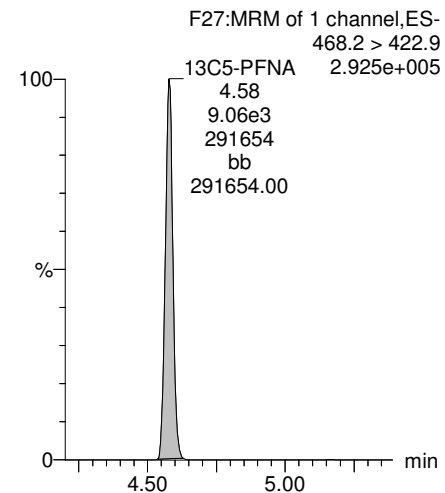
**PFDA**



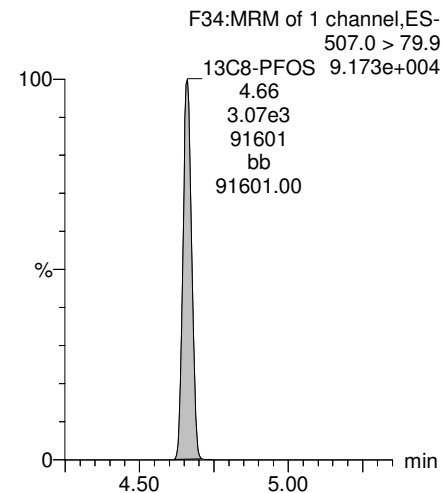
**13C2-PFOA**



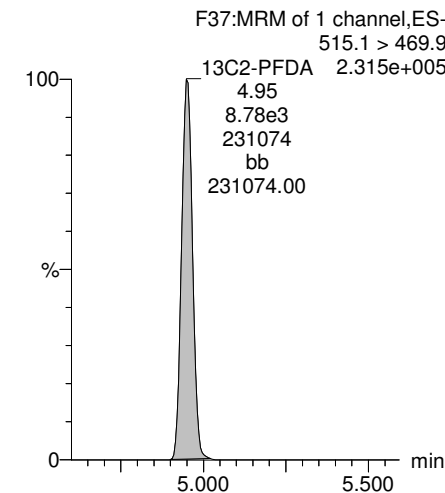
**13C5-PFNA**



**13C8-PFOS**



**13C2-PFDA**

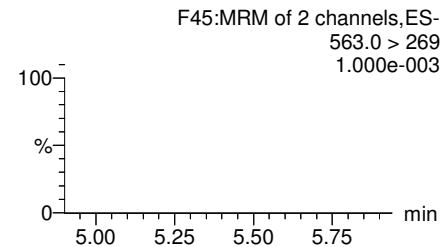
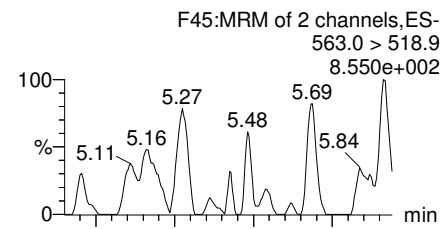


Dataset: Z:\Projects\PFAS.PRO\Results\180222M1\180222M1-102.qld

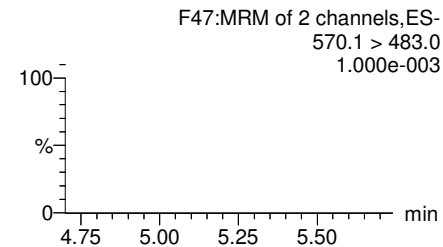
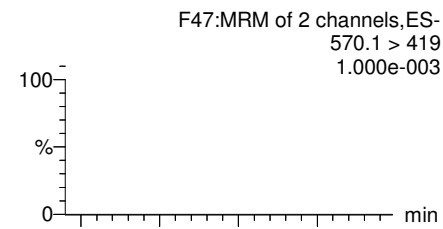
Last Altered: Saturday, March 10, 2018 11:38:43 Pacific Standard Time  
Printed: Saturday, March 10, 2018 11:40:38 Pacific Standard Time

Name: 180222M1\_102, Date: 23-Feb-2018, Time: 09:46:11, ID: 1800284-06 OF-RW41-0218 0.11145, Description: OF-RW41-0218

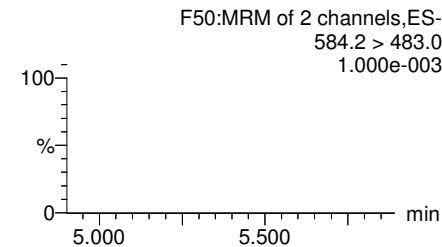
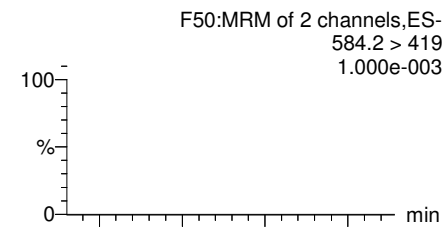
**PFUdA**



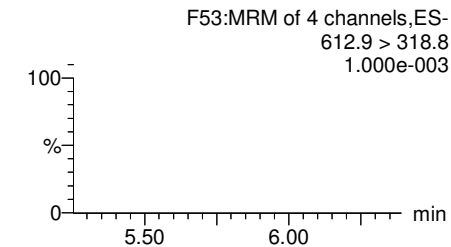
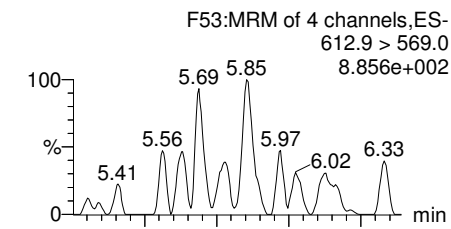
**N-MeFOSAA**



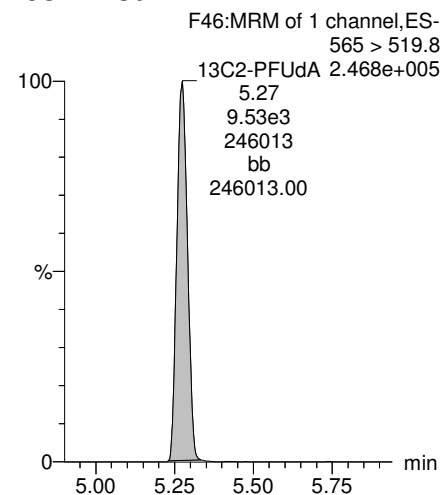
**N-EtFOSAA**



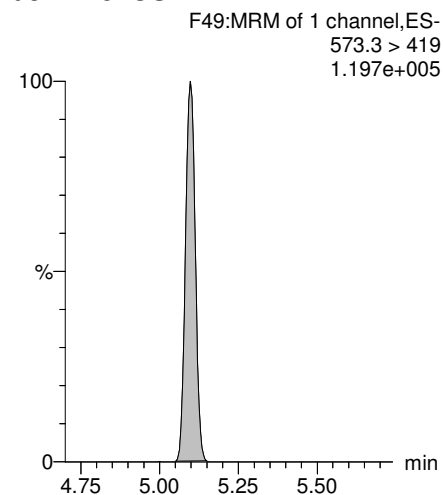
**PFDoA**



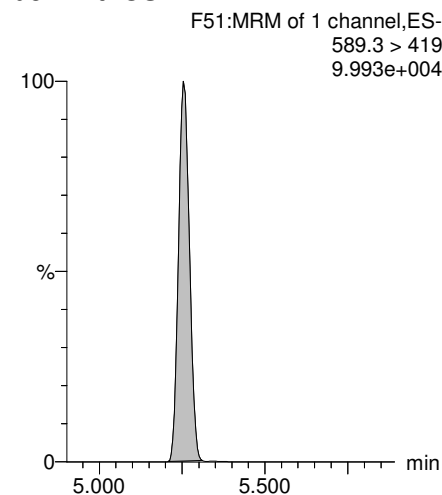
**13C2-PFUdA**



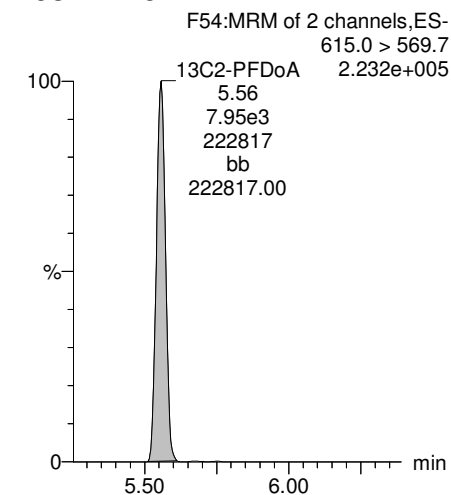
**d3-N-MeFOSAA**



**d5-N-EtFOSAA**



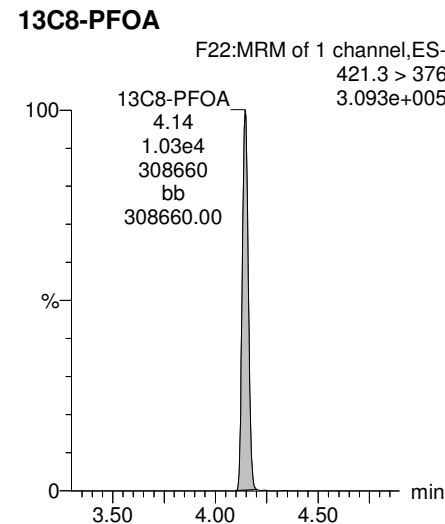
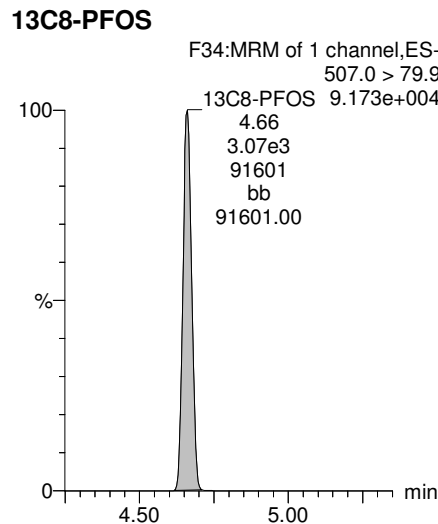
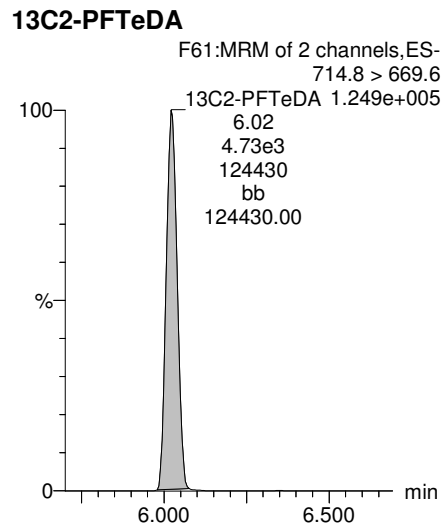
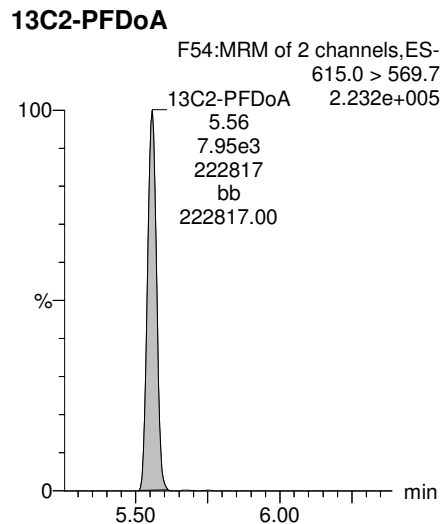
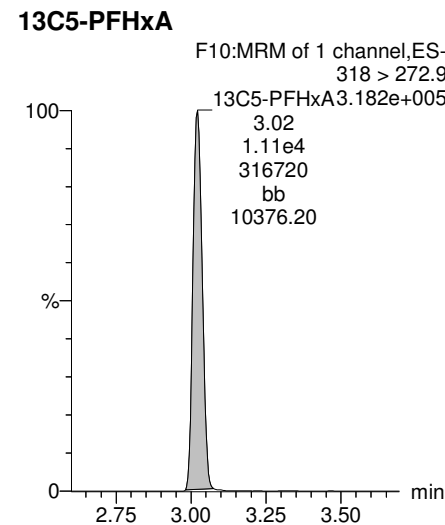
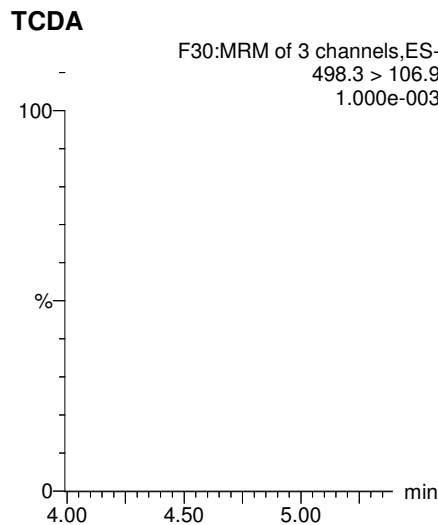
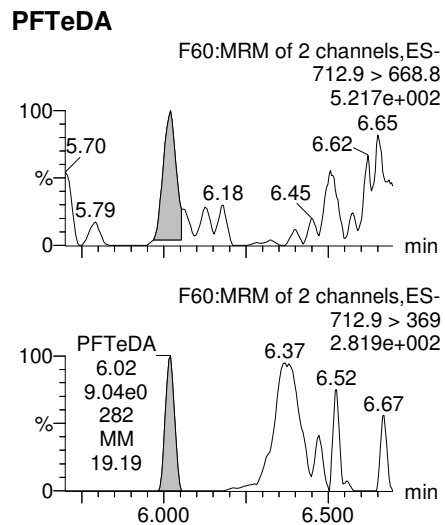
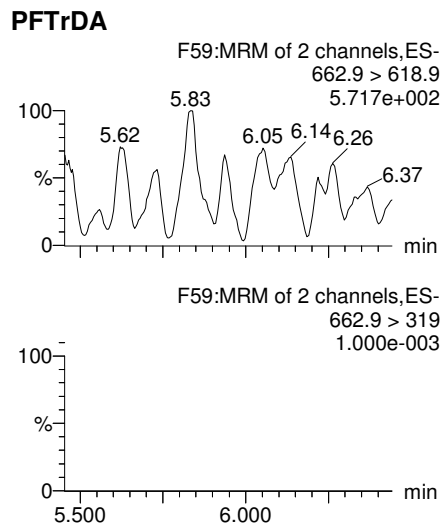
**13C2-PFDoA**



Dataset: Z:\Projects\PFAS.PRO\Results\180222M1\180222M1-102.qld

Last Altered: Saturday, March 10, 2018 11:38:43 Pacific Standard Time  
Printed: Saturday, March 10, 2018 11:40:38 Pacific Standard Time

Name: 180222M1\_102, Date: 23-Feb-2018, Time: 09:46:11, ID: 1800284-06 OF-RW41-0218 0.11145, Description: OF-RW41-0218

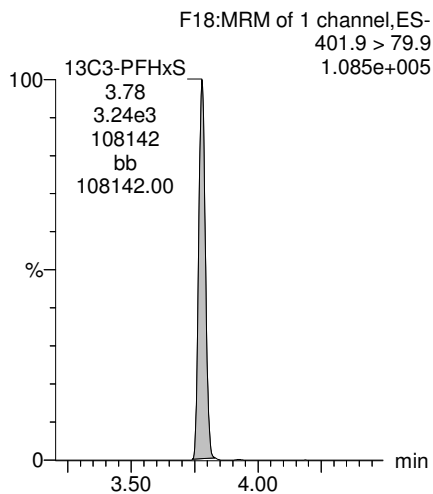


Dataset: Z:\Projects\PFAS.PRO\Results\180222M1\180222M1-102.qld

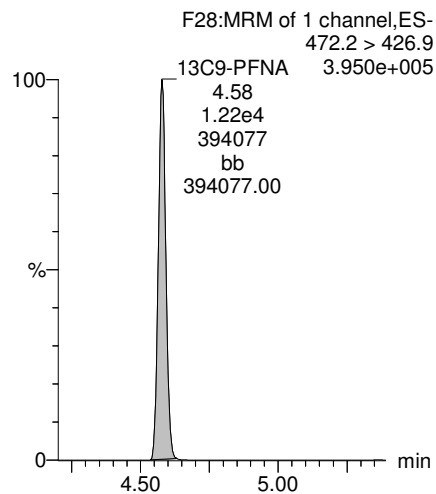
Last Altered: Saturday, March 10, 2018 11:38:43 Pacific Standard Time  
Printed: Saturday, March 10, 2018 11:40:38 Pacific Standard Time

Name: 180222M1\_102, Date: 23-Feb-2018, Time: 09:46:11, ID: 1800284-06 OF-RW41-0218 0.11145, Description: OF-RW41-0218

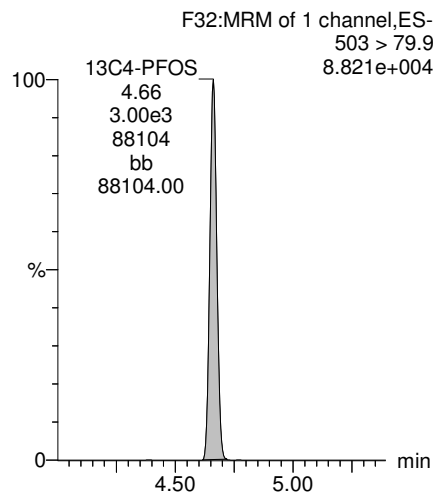
**13C3-PFHxS**



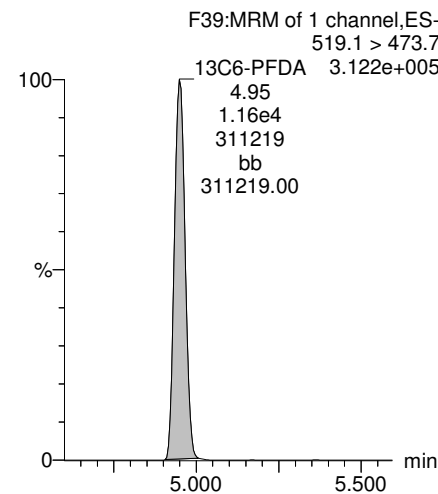
**13C9-PFNA**



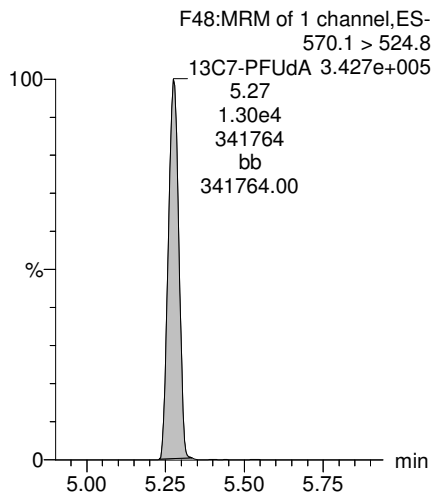
**13C4-PFOS**



**13C6-PFDA**



**13C7-PFudA**



Dataset: F:\Projects\PFAS.PRO\Results\180222M1\180222M1-92.qld

Last Altered: Sunday, February 25, 2018 13:53:39 Pacific Standard Time

Printed: Sunday, February 25, 2018 13:54:24 Pacific Standard Time

Method: F:\Projects\PFAS.PRO\MethDB\PFAS\_FULL\_80C\_022218.mdb 23 Feb 2018 08:58:55

Calibration: F:\Projects\PFAS.PRO\CurveDB\C18\_VAL-PFAS\_Q4\_02-22-18-FULL.cdb 23 Feb 2018 10:57:03

Name: 180222M1\_92, Date: 23-Feb-2018, Time: 07:51:19, ID: B8B0071-MS1 Matrix Spike 0.11146, Description: Matrix Spike

	# Name	Trace	Area	IS Area	Wt./Vol.	RRF	Pred.RT	RT	y Axis Resp.	Conc.	%Rec
1	3 PFBS	299.0 > 79.7	2.21e3	1.42e3	0.111		2.60	2.53	19.5	91.8329	
2	5 PFHxA	313.2 > 268.9	7.23e3	2.51e3	0.111		3.19	3.02	14.4	86.4740	
3	7 PFHpA	363.0 > 318.9	7.34e3	6.79e3	0.111		3.81	3.63	13.5	90.9968	
4	8 L-PFHxS	398.9 > 79.6	1.74e3	1.02e3	0.111		3.85	3.78	21.4	104.9118	
5	11 L-PFOA	413 > 368.7	8.50e3	1.05e4	0.111		4.22	4.14	10.1	97.5933	
6	14 PFNA	463.0 > 418.8	9.02e3	8.43e3	0.111		4.76	4.58	13.4	95.6195	
7	16 L-PFOS	499 > 79.9	2.44e3	2.81e3	0.111		4.74	4.66	10.8	86.2514	
8	18 PFDA	513 > 468.8	7.38e3	7.00e3	0.111		5.14	4.95	13.2	91.8703	
9	21 N-MeFOSAA	570.1 > 419	4.43e3	3.87e3	0.111		5.29	5.10	14.3	91.6721	
10	22 N-EtFOSAA	584.2 > 419	4.16e3	4.76e3	0.111		5.45	5.26	10.9	87.4209	
11	23 PFUdA	563.0 > 518.9	8.13e3	1.14e4	0.111		5.46	5.27	8.92	77.8894	

Dataset: F:\Projects\PFAS.PRO\Results\180222M1\180222M1-92.qld

Last Altered: Sunday, February 25, 2018 13:53:39 Pacific Standard Time

Printed: Sunday, February 25, 2018 13:54:33 Pacific Standard Time

Method: F:\Projects\PFAS.PRO\MethDB\PFAS\_FULL\_80C\_022218.mdb 23 Feb 2018 08:58:55

Calibration: F:\Projects\PFAS.PRO\CurveDB\C18\_VAL-PFAS\_Q4\_02-22-18-FULL.cdb 23 Feb 2018 10:57:03

Name: 180222M1\_92, Date: 23-Feb-2018, Time: 07:51:19, ID: B8B0071-MS1 Matrix Spike 0.11146, Description: Matrix Spike

#	Name	Trace	Area	IS Area	Wt./Vol.	RRF	Pred.RT	RT	y Axis Resp.	Conc.	%Rec
1	25 PFD <sub>o</sub> A	612.9 > 569.0	1.04e4	1.02e4	0.111		5.74	5.56	12.8	95.6718	
2	27 PFT <sub>r</sub> DA	662.9 > 618.9	9.90e3	1.02e4	0.111		5.98	5.81	12.1	72.0089	
3	28 PFT <sub>e</sub> DA	712.9 > 668.8	7.76e3	4.32e3	0.111		6.20	6.03	22.5	87.4318	
4	36 13C3-PFBS	302. > 98.8	1.42e3	9.65e3	0.111	0.120	2.69	2.53	1.84	137.5147	122.6
5	37 13C2-PFH <sub>x</sub> A	315 > 269.8	2.51e3	9.65e3	0.111	0.760	3.19	3.02	3.25	38.4069	85.6
6	38 13C4-PFH <sub>p</sub> A	367.2 > 321.8	6.79e3	9.65e3	0.111	0.729	3.81	3.63	8.80	108.2569	96.5
7	39 18O2-PFH <sub>x</sub> S	403.0 > 102.6	1.02e3	3.19e3	0.111	0.367	3.96	3.78	4.00	97.8906	87.3
8	40 13C2-PFOA	414.9 > 369.7	1.05e4	9.27e3	0.111	1.225	4.33	4.14	14.2	103.6419	92.4
9	41 13C5-PFNA	468.2 > 422.9	8.43e3	9.62e3	0.111	0.936	4.76	4.58	11.0	104.9628	93.6
10	42 13C8-PFOA	506.1 > 77.7	1.47e3	1.22e4	0.111	0.235	4.83	4.64	1.51	57.4575	51.2
11	43 13C8-PFOS	507.0 > 79.9	2.81e3	3.03e3	0.111	1.018	4.84	4.66	11.6	102.3104	91.2
12	44 13C2-PFDA	515.1 > 469.9	7.00e3	9.63e3	0.111	0.977	5.14	4.95	9.10	83.5463	74.5
13	45 d3-N-MeFOSAA	573.3 > 419	3.87e3	1.22e4	0.111	0.405	5.29	5.10	3.96	87.8324	78.3
14	46 d5-N-EtFOSAA	589.3 > 419	4.76e3	1.22e4	0.111	0.419	5.45	5.25	4.86	104.1677	92.9
15	47 13C2-PFU <sub>d</sub> A	565 > 519.8	1.14e4	1.22e4	0.111	1.045	5.46	5.27	11.6	99.9592	89.1
16	48 13C2-PFD <sub>o</sub> A	615.0 > 569.7	1.02e4	1.22e4	0.111	0.832	5.74	5.56	10.4	112.4924	100.3
17	49 d3-N-MeFOSA	515.2 > 168.9		1.22e4	0.111	0.109	5.84				
18	50 13C2-PFT <sub>e</sub> DA	714.8 > 669.6	4.32e3	1.22e4	0.111	0.313	6.20	6.03	4.42	126.4154	112.7
19	51 d5-N-ETFOSA	531.1 > 168.9		1.22e4	0.111	0.160	6.22				
20	52 13C2-PFH <sub>x</sub> DA	815 > 769.7	3.59e3	1.22e4	0.111	0.648	6.51	6.37	3.67	50.7815	113.2
21	53 d7-N-MeFOSE	623.1 > 58.9		1.22e4	0.111	0.150	6.31				
22	54 d9-N-EtFOSE	639.2 > 58.8		1.22e4	0.111	0.142	6.45				
23	55 13C4-PFBA	217. > 171.8	8.31e3	8.31e3	0.111	1.000	1.46	1.30	12.5	112.1479	100.0
24	56 13C5-PFH <sub>x</sub> A	318 > 272.9	9.65e3	9.65e3	0.111	1.000	3.19	3.02	12.5	112.1479	100.0
25	57 13C3-PFH <sub>x</sub> S	401.9 > 79.9	3.19e3	3.19e3	0.111	1.000	3.96	3.78	12.5	112.1479	100.0
26	58 13C8-PFOA	421.3 > 376	9.27e3	9.27e3	0.111	1.000	4.33	4.14	12.5	112.1479	100.0
27	59 13C9-PFNA	472.2 > 426.9	9.62e3	9.62e3	0.111	1.000	4.70	4.58	12.5	112.1479	100.0
28	60 13C4-PFOS	503 > 79.9	3.03e3	3.03e3	0.111	1.000	4.84	4.66	12.5	112.1479	100.0
29	61 13C6-PFDA	519.1 > 473.7	9.63e3	9.63e3	0.111	1.000	5.14	4.95	12.5	112.1479	100.0
30	62 13C7-PFU <sub>d</sub> A	570.1 > 524.8	1.22e4	1.22e4	0.111	1.000	5.46	5.27	12.5	112.1479	100.0
31	63 Total PFH <sub>x</sub> S	398.9 > 79.6	1.74e3	1.02e3	0.111		3.85		21.4	104.9118	
32	64 Total PFOA	413 > 368.7	8.50e3	1.05e4	0.111		4.21		10.1	97.5933	

AD 2/25/2018

Dataset: F:\Projects\PFAS.PRO\Results\180222M1\180222M1-92.qld

Last Altered: Sunday, February 25, 2018 13:53:39 Pacific Standard Time

Printed: Sunday, February 25, 2018 13:54:33 Pacific Standard Time

**Name: 180222M1\_92, Date: 23-Feb-2018, Time: 07:51:19, ID: B8B0071-MS1 Matrix Spike 0.11146, Description: Matrix Spike**

	# Name	Trace	Area	IS Area	Wt./Vol.	RRF	Pred.RT	RT	y Axis Resp.	Conc.	%Rec
33	65 Total PFOS	499 > 79.9	2.44e3	2.81e3	0.111		4.73		10.8	86.2514	
34	66 Total N-MeFOSAA	570.1 > 419	4.43e3	3.87e3	0.111		5.29		14.3	91.6721	
35	67 Total N-EtFOSAA	584.2 > 419	4.16e3	4.76e3	0.111		5.45		10.9	87.4209	



Dataset: F:\Projects\PFAS.PRO\Results\180222M1\180222M1-92.qld

Last Altered: Sunday, February 25, 2018 13:53:39 Pacific Standard Time

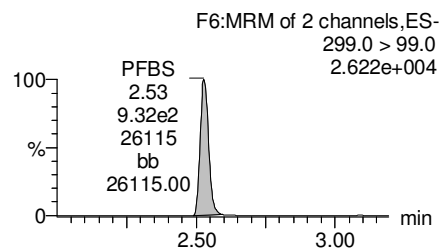
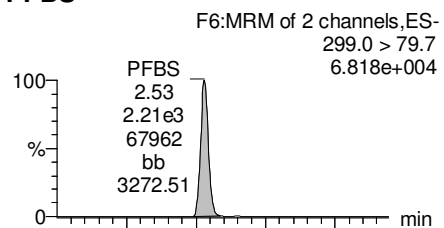
Printed: Sunday, February 25, 2018 13:54:33 Pacific Standard Time

Method: F:\Projects\PFAS.PRO\MethDB\PFAS\_FULL\_80C\_022218.mdb 23 Feb 2018 08:58:55

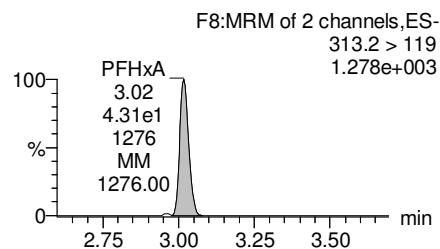
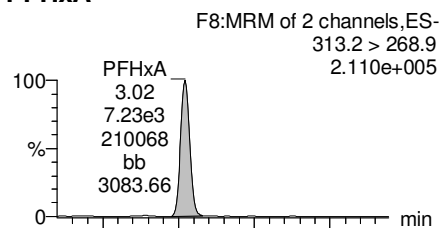
Calibration: F:\Projects\PFAS.PRO\CurveDB\C18\_VAL-PFAS\_Q4\_02-22-18-FULL.cdb 23 Feb 2018 10:57:03

Name: 180222M1\_92, Date: 23-Feb-2018, Time: 07:51:19, ID: B8B0071-MS1 Matrix Spike 0.11146, Description: Matrix Spike

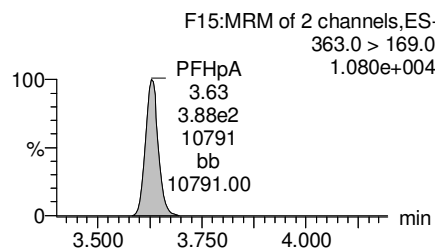
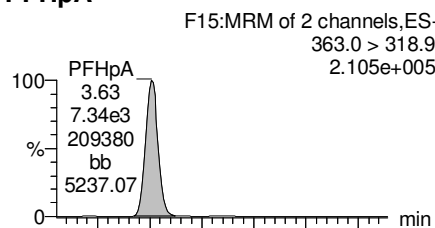
**PFBS**



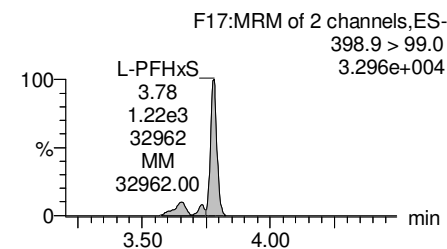
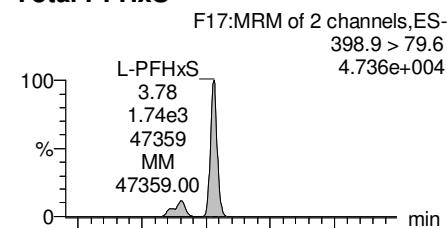
**PFHxA**



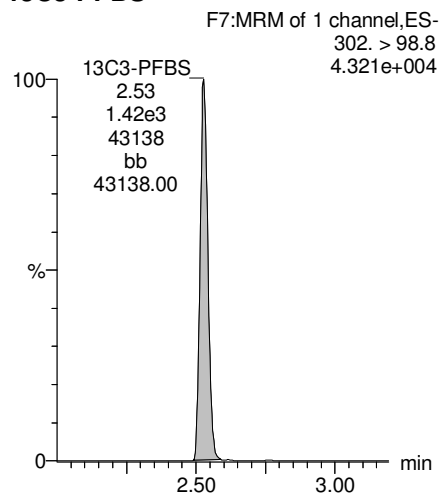
**PFHpA**



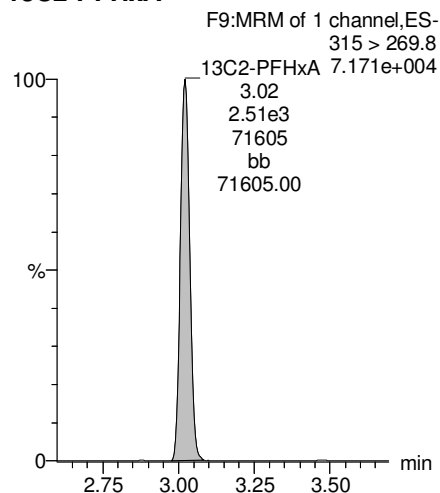
**Total PFHxS**



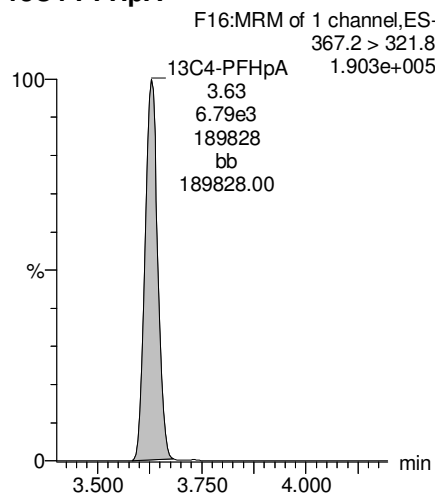
**13C3-PFBS**



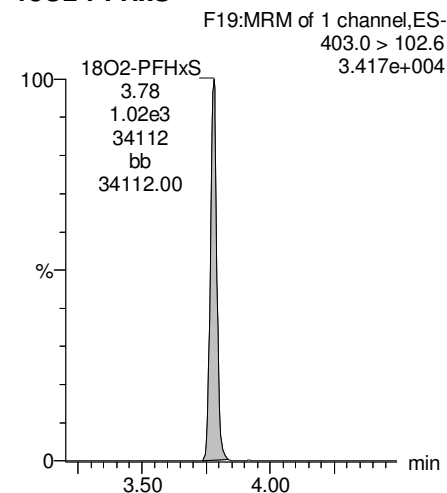
**13C2-PFHxA**



**13C4-PFHpA**



**18O2-PFHxS**



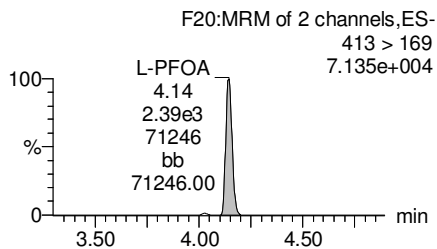
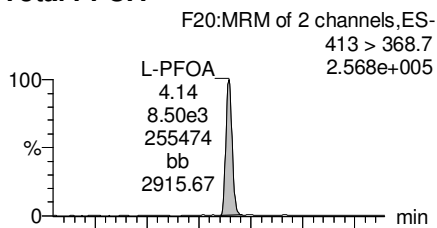
Dataset: F:\Projects\PFAS.PRO\Results\180222M1\180222M1-92.qld

Last Altered: Sunday, February 25, 2018 13:53:39 Pacific Standard Time

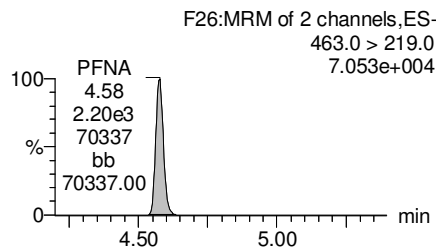
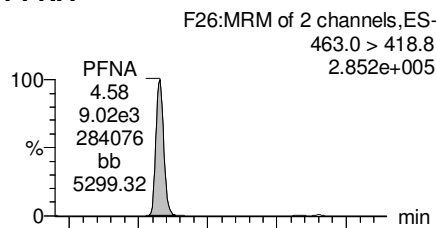
Printed: Sunday, February 25, 2018 13:54:33 Pacific Standard Time

Name: 180222M1\_92, Date: 23-Feb-2018, Time: 07:51:19, ID: B8B0071-MS1 Matrix Spike 0.11146, Description: Matrix Spike

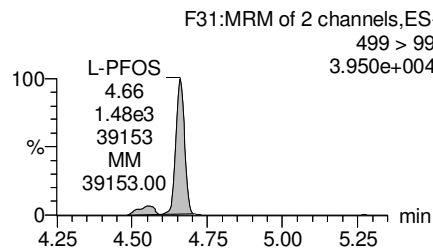
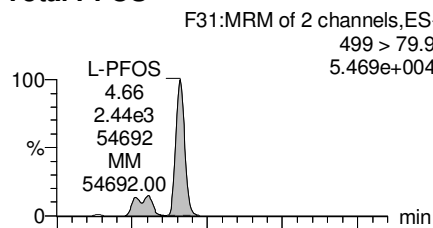
**Total PFOA**



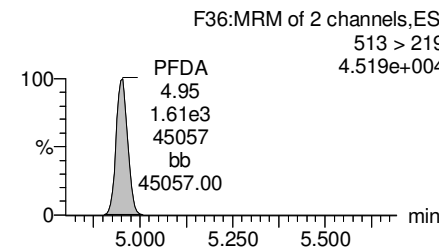
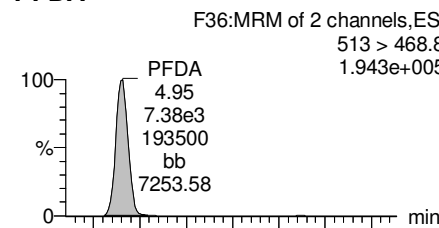
**PFNA**



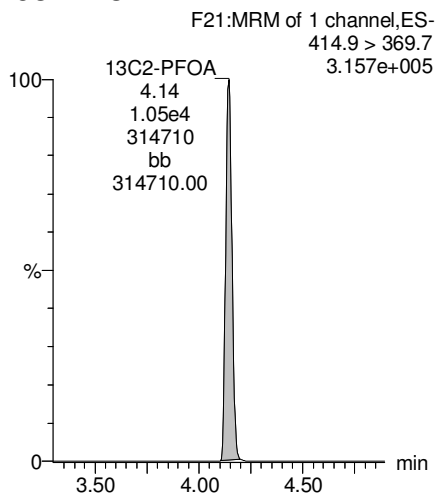
**Total PFOS**



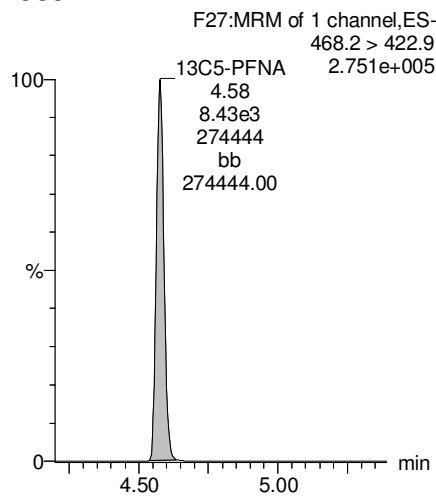
**PFDA**



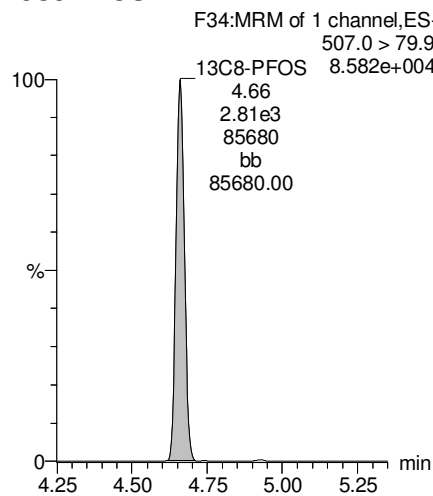
**13C2-PFOA**



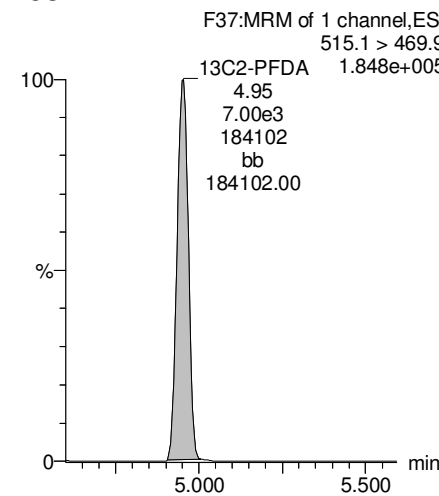
**13C5-PFNA**



**13C8-PFOS**



**13C2-PFDA**



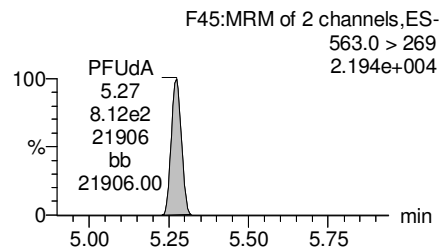
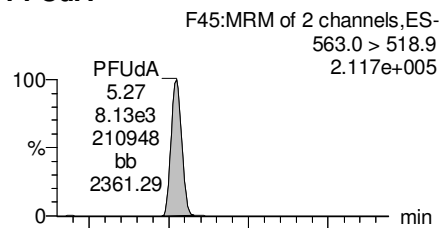
Dataset: F:\Projects\PFAS.PRO\Results\180222M1\180222M1-92.qld

Last Altered: Sunday, February 25, 2018 13:53:39 Pacific Standard Time

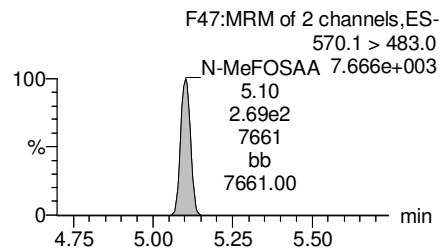
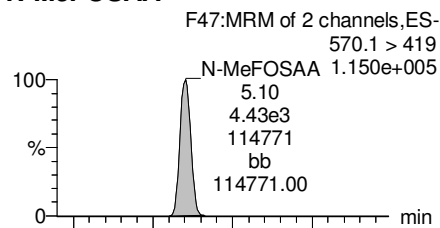
Printed: Sunday, February 25, 2018 13:54:33 Pacific Standard Time

Name: 180222M1\_92, Date: 23-Feb-2018, Time: 07:51:19, ID: B8B0071-MS1 Matrix Spike 0.11146, Description: Matrix Spike

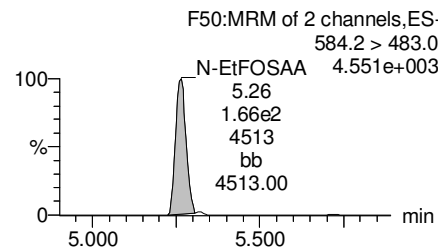
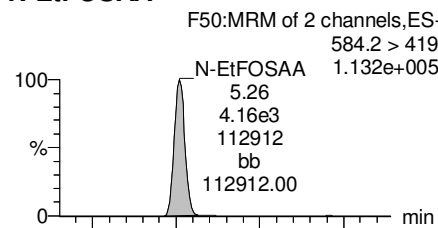
**PFUdA**



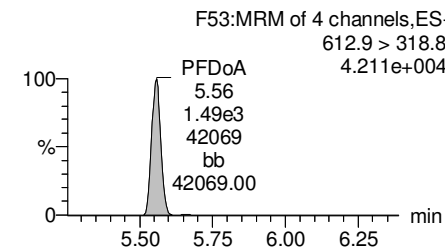
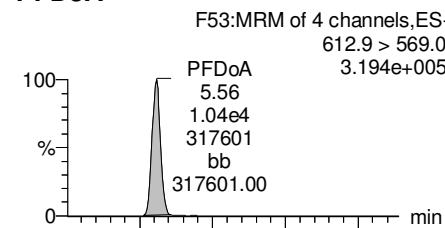
**N-MeFOSAA**



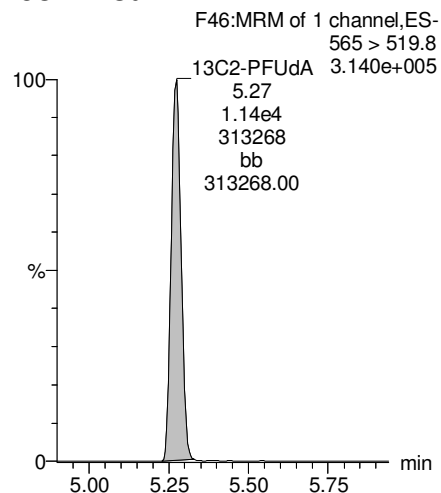
**N-EtFOSAA**



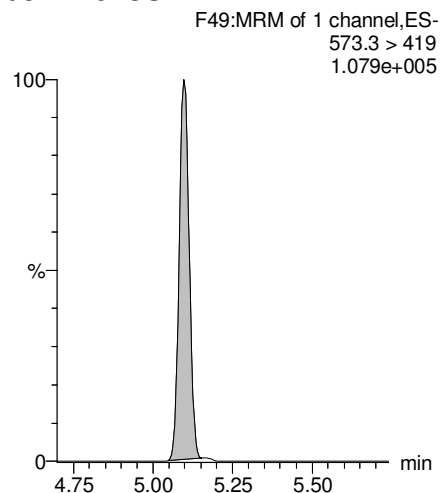
**PFDaA**



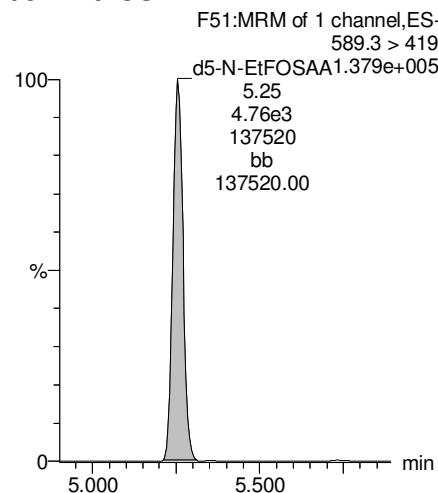
**13C2-PFUdA**



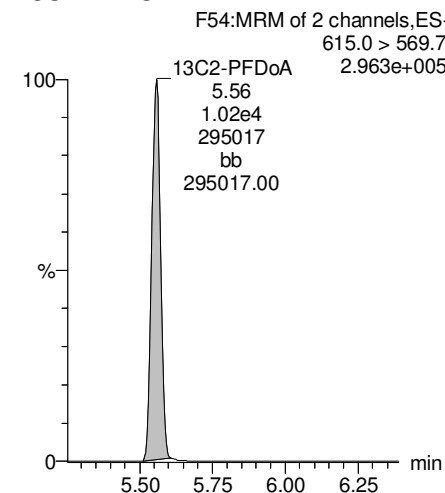
**d3-N-MeFOSAA**



**d5-N-EtFOSAA**



**13C2-PFDaA**



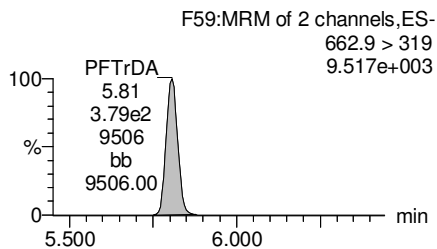
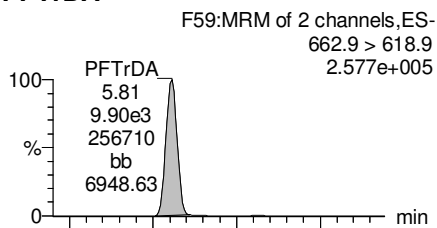
Dataset: F:\Projects\PFAS.PRO\Results\180222M1\180222M1-92.qld

Last Altered: Sunday, February 25, 2018 13:53:39 Pacific Standard Time

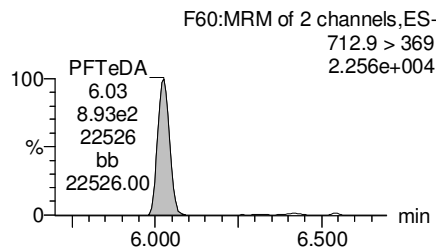
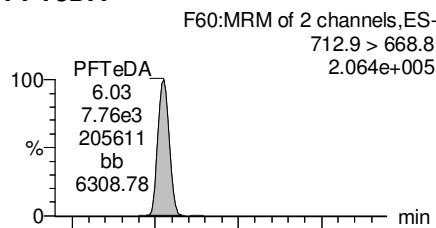
Printed: Sunday, February 25, 2018 13:54:33 Pacific Standard Time

Name: 180222M1\_92, Date: 23-Feb-2018, Time: 07:51:19, ID: B8B0071-MS1 Matrix Spike 0.11146, Description: Matrix Spike

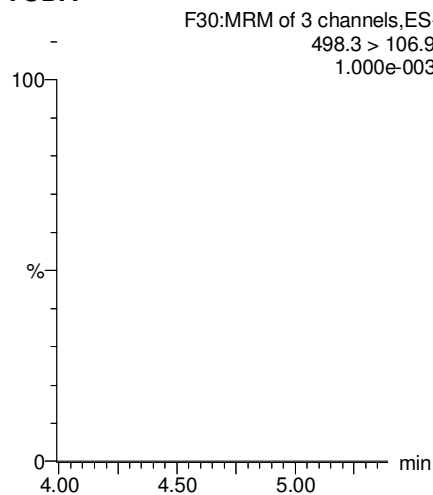
**PFTrDA**



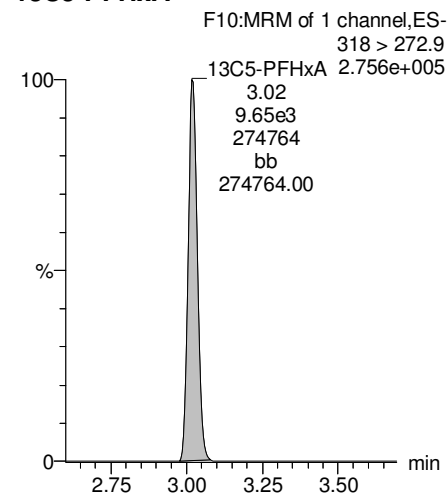
**PFTeDA**



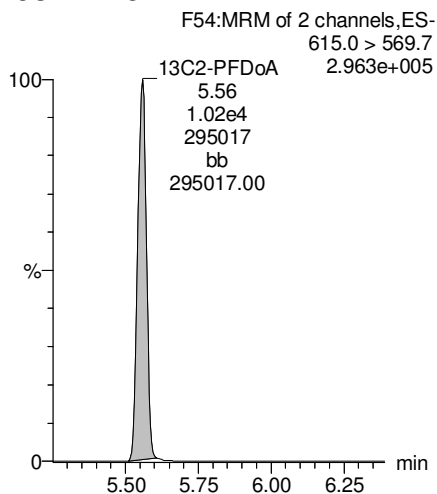
**TCDA**



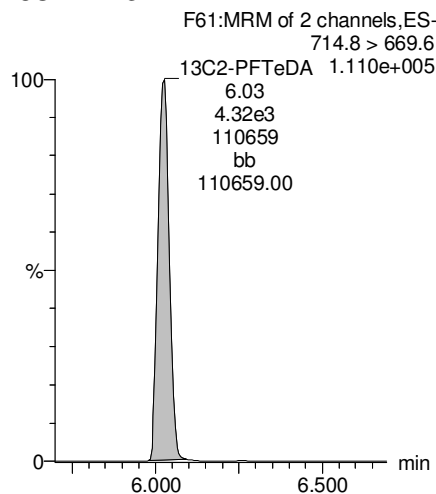
**13C5-PFHxA**



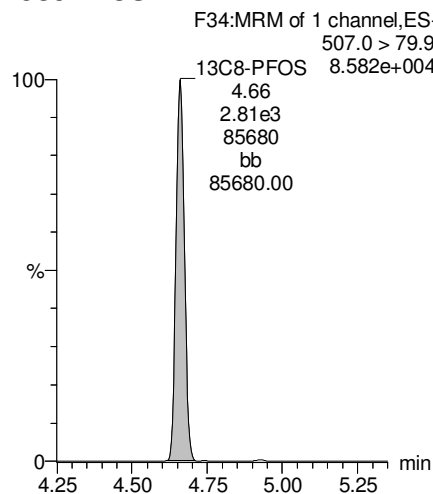
**13C2-PFDoA**



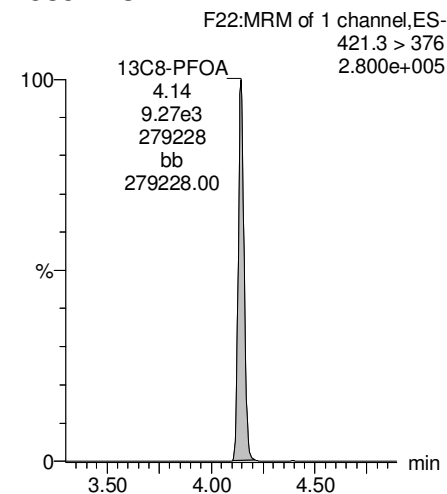
**13C2-PFTeDA**



**13C8-PFOS**



**13C8-PFOA**



Dataset: F:\Projects\PFAS.PRO\Results\180222M1\180222M1-92.qld

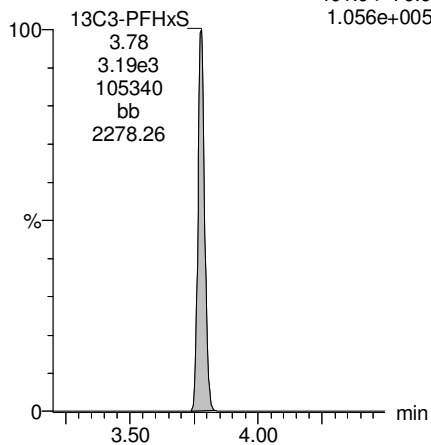
Last Altered: Sunday, February 25, 2018 13:53:39 Pacific Standard Time

Printed: Sunday, February 25, 2018 13:54:33 Pacific Standard Time

Name: 180222M1\_92, Date: 23-Feb-2018, Time: 07:51:19, ID: B8B0071-MS1 Matrix Spike 0.11146, Description: Matrix Spike

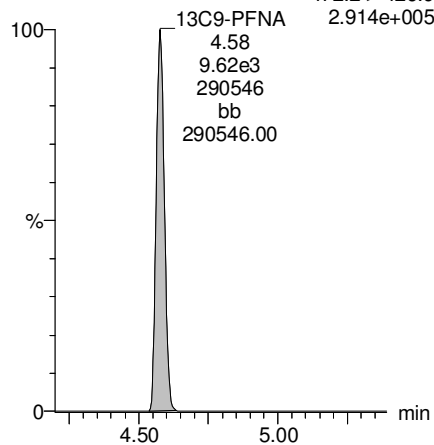
**13C3-PFHxS**

F18:MRM of 1 channel,ES-  
401.9 > 79.9  
1.056e+005



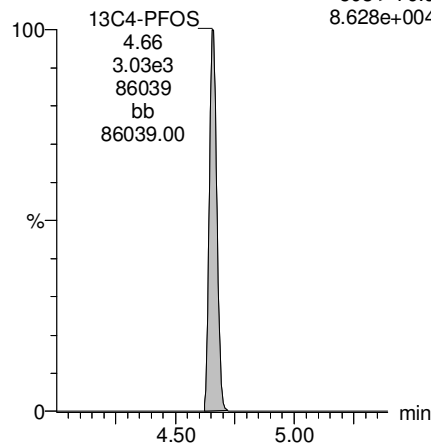
**13C9-PFNA**

F28:MRM of 1 channel,ES-  
472.2 > 426.9  
2.914e+005



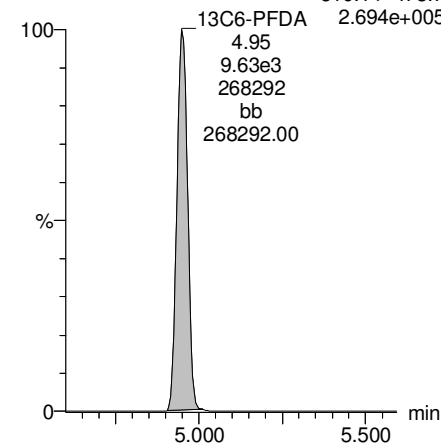
**13C4-PFOS**

F32:MRM of 1 channel,ES-  
503 > 79.9  
8.628e+004



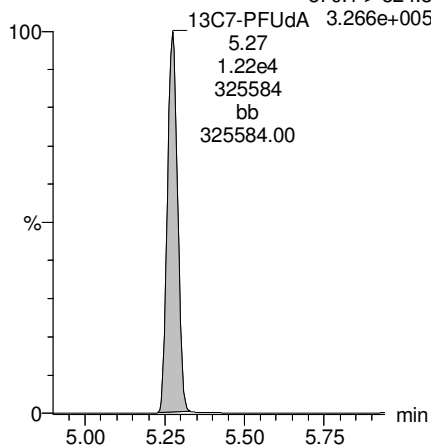
**13C6-PFDA**

F39:MRM of 1 channel,ES-  
519.1 > 473.7  
2.694e+005



**13C7-PFUdA**

F48:MRM of 1 channel,ES-  
570.1 > 524.8  
3.266e+005



Dataset: F:\Projects\PFAS.PRO\Results\180222M1\180222M1-93.qld

Last Altered: Sunday, February 25, 2018 13:56:23 Pacific Standard Time

Printed: Sunday, February 25, 2018 13:57:08 Pacific Standard Time

Method: F:\Projects\PFAS.PRO\MethDB\PFAS\_FULL\_80C\_022218.mdb 23 Feb 2018 08:58:55

Calibration: F:\Projects\PFAS.PRO\CurveDB\C18\_VAL-PFAS\_Q4\_02-22-18-FULL.cdb 23 Feb 2018 10:57:03

Name: 180222M1\_93, Date: 23-Feb-2018, Time: 08:02:49, ID: B8B0071-MSD1 Matrix Spike Dup 0.11331, Description: Matrix Spike Dup

	# Name	Trace	Area	IS Area	Wt./Vol.	RRF	Pred.RT	RT	y Axis Resp.	Conc.	%Rec
1	3 PFBS	299.0 > 79.7	2.22e3	1.39e3	0.113		2.60	2.53	19.9	92.5069	
2	5 PFHxA	313.2 > 268.9	8.75e3	2.54e3	0.113		3.19	3.02	17.2	101.6597	
3	7 PFHpA	363.0 > 318.9	8.14e3	7.45e3	0.113		3.81	3.63	13.7	90.5984	
4	8 L-PFHxS	398.9 > 79.6	1.69e3	9.28e2	0.113		3.85	3.78	22.8	110.2920	
5	11 L-PFOA	413 > 368.7	8.80e3	1.06e4	0.113		4.22	4.15	10.4	98.9039	
6	14 PFNA	463.0 > 418.8	8.65e3	7.93e3	0.113		4.76	4.58	13.6	95.9833	
7	16 L-PFOS	499 > 79.9	2.68e3	3.10e3	0.113		4.74	4.66	10.8	84.5217	
8	18 PFDA	513 > 468.8	8.37e3	7.62e3	0.113		5.14	4.95	13.7	94.2712	
9	21 N-MeFOSAA	570.1 > 419	5.18e3	3.52e3	0.113		5.29	5.10	18.4	116.0537	
10	22 N-EtFOSAA	584.2 > 419	3.67e3	3.82e3	0.113		5.45	5.26	12.0	94.2520	
11	23 PFUdA	563.0 > 518.9	1.00e4	9.89e3	0.113		5.46	5.27	12.7	109.1247	

Dataset: F:\Projects\PFAS.PRO\Results\180222M1\180222M1-93.qld

Last Altered: Sunday, February 25, 2018 13:56:23 Pacific Standard Time

Printed: Sunday, February 25, 2018 13:57:15 Pacific Standard Time

Method: F:\Projects\PFAS.PRO\MethDB\PFAS\_FULL\_80C\_022218.mdb 23 Feb 2018 08:58:55

Calibration: F:\Projects\PFAS.PRO\CurveDB\C18\_VAL-PFAS\_Q4\_02-22-18-FULL.cdb 23 Feb 2018 10:57:03

Name: 180222M1\_93, Date: 23-Feb-2018, Time: 08:02:49, ID: B8B0071-MSD1 Matrix Spike Dup 0.11331, Description: Matrix Spike Dup

#	Name	Trace	Area	IS Area	Wt./Vol.	RRF	Pred.RT	RT	y Axis Resp.	Conc.	%Rec
1	25 PFD <sub>o</sub> A	612.9 > 569.0	8.95e3	8.78e3	0.113		5.74	5.56	12.7	93.8950	
2	27 PFT <sub>r</sub> DA	662.9 > 618.9	9.75e3	8.78e3	0.113		5.98	5.80	13.9	80.6251	
3	28 PFT <sub>e</sub> DA	712.9 > 668.8	6.17e3	4.34e3	0.113		6.20	6.03	17.7	67.8329	
4	36 13C3-PFBS	302. > 98.8	1.39e3	1.02e4	0.113	0.120	2.69	2.53	1.71	125.4032	113.7
5	37 13C2-PFH <sub>x</sub> A	315 > 269.8	2.54e3	1.02e4	0.113	0.760	3.19	3.02	3.12	36.2025	82.0
6	38 13C4-PFH <sub>p</sub> A	367.2 > 321.8	7.45e3	1.02e4	0.113	0.729	3.81	3.63	9.12	110.3845	100.1
7	39 18O2-PFH <sub>x</sub> S	403.0 > 102.6	9.28e2	2.89e3	0.113	0.367	3.96	3.78	4.01	96.3719	87.4
8	40 13C2-PFOA	414.9 > 369.7	1.06e4	9.77e3	0.113	1.225	4.33	4.14	13.5	97.3299	88.2
9	41 13C5-PFNA	468.2 > 422.9	7.93e3	1.02e4	0.113	0.936	4.76	4.58	9.67	91.2056	82.7
10	42 13C8-PFOA	506.1 > 77.7	1.26e3	1.28e4	0.113	0.235	4.83	4.64	1.23	46.1334	41.8
11	43 13C8-PFOS	507.0 > 79.9	3.10e3	3.34e3	0.113	1.018	4.84	4.66	11.6	100.6804	91.3
12	44 13C2-PFDA	515.1 > 469.9	7.62e3	1.16e4	0.113	0.977	5.14	4.95	8.18	73.9151	67.0
13	45 d3-N-MeFOSAA	573.3 > 419	3.52e3	1.28e4	0.113	0.405	5.29	5.10	3.43	74.7586	67.8
14	46 d5-N-EtFOSAA	589.3 > 419	3.82e3	1.28e4	0.113	0.419	5.45	5.25	3.72	78.4339	71.1
15	47 13C2-PFU <sub>d</sub> A	565 > 519.8	9.89e3	1.28e4	0.113	1.045	5.46	5.27	9.63	81.3901	73.8
16	48 13C2-PFD <sub>o</sub> A	615.0 > 569.7	8.78e3	1.28e4	0.113	0.832	5.74	5.56	8.56	90.7463	82.3
17	49 d3-N-MeFOSA	515.2 > 168.9		1.28e4	0.113	0.109	5.84				
18	50 13C2-PFT <sub>e</sub> DA	714.8 > 669.6	4.34e3	1.28e4	0.113	0.313	6.20	6.02	4.23	119.2077	108.1
19	51 d5-N-ETFOSA	531.1 > 168.9		1.28e4	0.113	0.160	6.22				
20	52 13C2-PFH <sub>x</sub> DA	815 > 769.7	4.01e3	1.28e4	0.113	0.648	6.51	6.37	3.91	53.2766	120.7
21	53 d7-N-MeFOSE	623.1 > 58.9		1.28e4	0.113	0.150	6.31				
22	54 d9-N-EtFOSE	639.2 > 58.8		1.28e4	0.113	0.142	6.45				
23	55 13C4-PFBA	217. > 171.8	7.93e3	7.93e3	0.113	1.000	1.46	1.30	12.5	110.3168	100.0
24	56 13C5-PFH <sub>x</sub> A	318 > 272.9	1.02e4	1.02e4	0.113	1.000	3.19	3.02	12.5	110.3168	100.0
25	57 13C3-PFH <sub>x</sub> S	401.9 > 79.9	2.89e3	2.89e3	0.113	1.000	3.96	3.78	12.5	110.3168	100.0
26	58 13C8-PFOA	421.3 > 376	9.77e3	9.77e3	0.113	1.000	4.33	4.14	12.5	110.3168	100.0
27	59 13C9-PFNA	472.2 > 426.9	1.02e4	1.02e4	0.113	1.000	4.70	4.58	12.5	110.3168	100.0
28	60 13C4-PFOS	503 > 79.9	3.34e3	3.34e3	0.113	1.000	4.84	4.66	12.5	110.3168	100.0
29	61 13C6-PFDA	519.1 > 473.7	1.16e4	1.16e4	0.113	1.000	5.14	4.95	12.5	110.3168	100.0
30	62 13C7-PFU <sub>d</sub> A	570.1 > 524.8	1.28e4	1.28e4	0.113	1.000	5.46	5.27	12.5	110.3168	100.0
31	63 Total PFH <sub>x</sub> S	398.9 > 79.6	1.69e3	9.28e2	0.113		3.85		22.8	110.2920	
32	64 Total PFOA	413 > 368.7	8.80e3	1.06e4	0.113		4.21		10.4	98.9039	

AD 2/25/2018

Dataset: F:\Projects\PFAS.PRO\Results\180222M1\180222M1-93.qld

Last Altered: Sunday, February 25, 2018 13:56:23 Pacific Standard Time

Printed: Sunday, February 25, 2018 13:57:15 Pacific Standard Time

Name: 180222M1\_93, Date: 23-Feb-2018, Time: 08:02:49, ID: B8B0071-MSD1 Matrix Spike Dup 0.11331, Description: Matrix Spike Dup

	# Name	Trace	Area	IS Area	Wt./Vol.	RRF	Pred.RT	RT	y Axis Resp.	Conc.	%Rec
33	65 Total PFOS	499 > 79.9	2.68e3	3.10e3	0.113		4.73		10.8	84.5217	
34	66 Total N-MeFOSAA	570.1 > 419	5.18e3	3.52e3	0.113		5.29		18.4	116.0537	
35	67 Total N-EtFOSAA	584.2 > 419	3.67e3	3.82e3	0.113		5.45		12.0	94.2520	



Dataset: F:\Projects\PFAS.PRO\Results\180222M1\180222M1-93.qld

Last Altered: Sunday, February 25, 2018 13:56:23 Pacific Standard Time

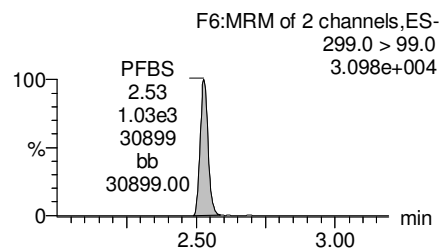
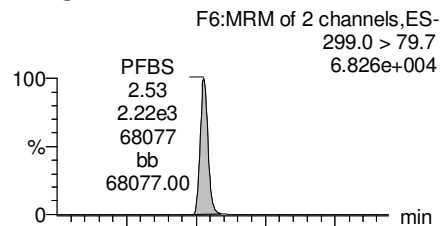
Printed: Sunday, February 25, 2018 13:57:15 Pacific Standard Time

Method: F:\Projects\PFAS.PRO\MethDB\PFAS\_FULL\_80C\_022218.mdb 23 Feb 2018 08:58:55

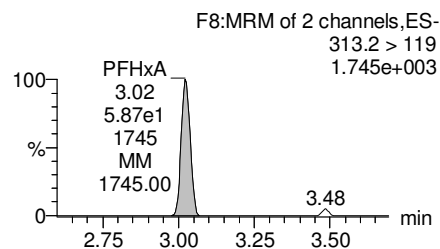
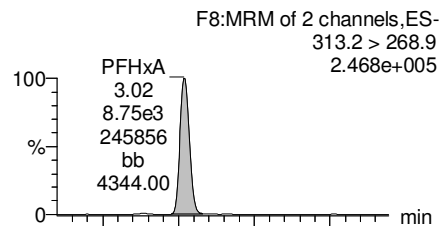
Calibration: F:\Projects\PFAS.PRO\CurveDB\C18\_VAL-PFAS\_Q4\_02-22-18-FULL.cdb 23 Feb 2018 10:57:03

Name: 180222M1\_93, Date: 23-Feb-2018, Time: 08:02:49, ID: B8B0071-MSD1 Matrix Spike Dup 0.11331, Description: Matrix Spike Dup

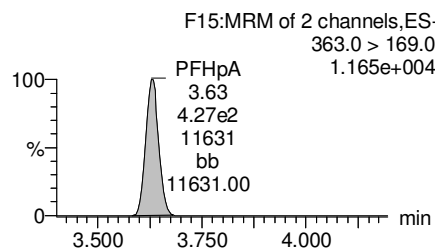
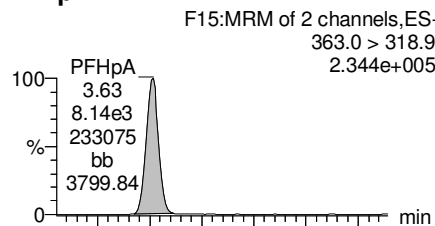
**PFBS**



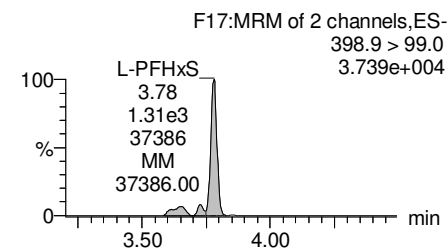
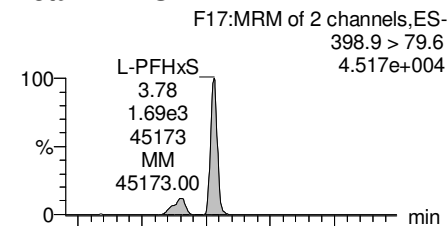
**PFHxA**



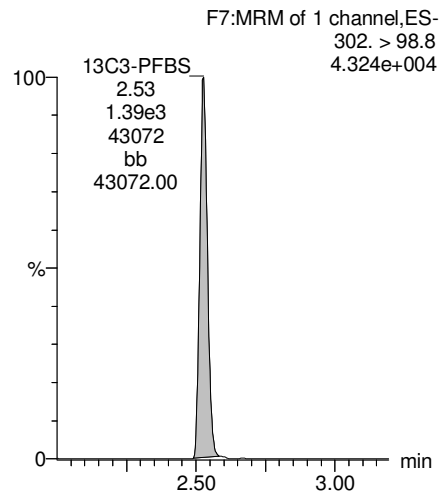
**PFHpA**



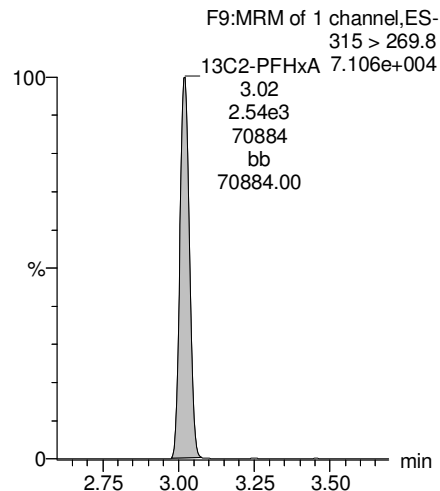
**Total PFHxS**



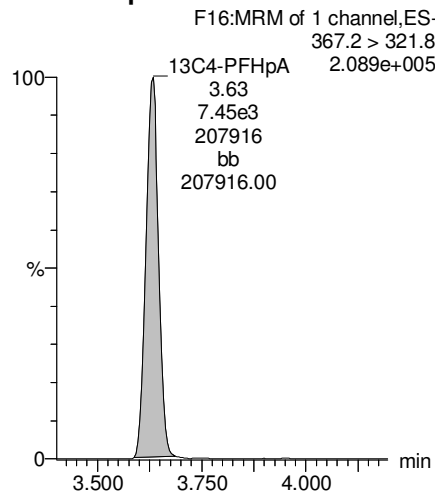
**13C3-PFBS**



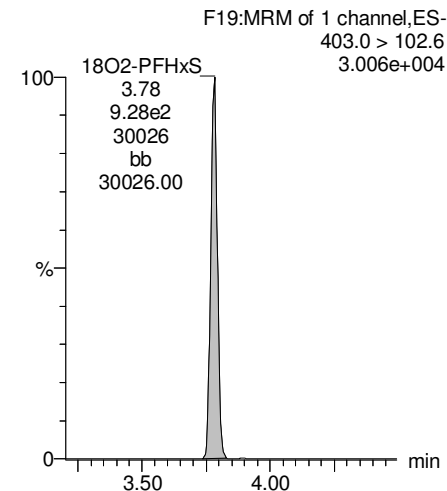
**13C2-PFHxA**



**13C4-PFHpA**



**18O2-PFHxS**



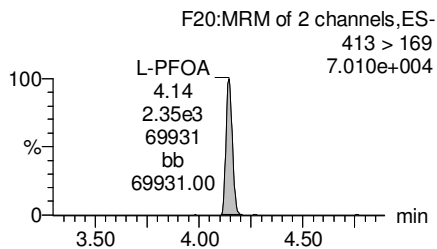
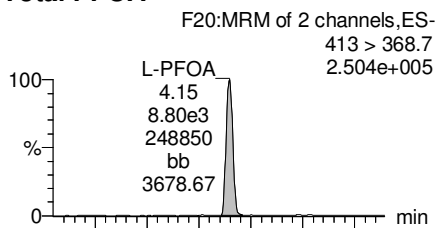
Dataset: F:\Projects\PFAS.PRO\Results\180222M1\180222M1-93.qld

Last Altered: Sunday, February 25, 2018 13:56:23 Pacific Standard Time

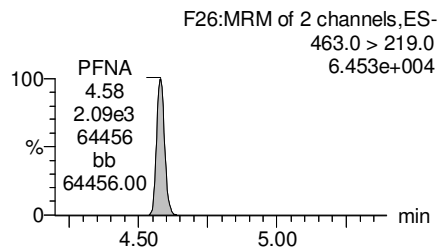
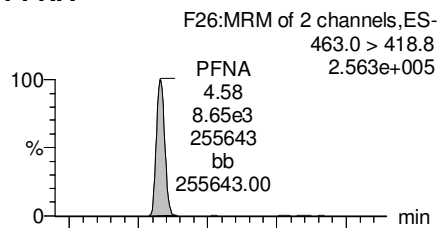
Printed: Sunday, February 25, 2018 13:57:15 Pacific Standard Time

Name: 180222M1\_93, Date: 23-Feb-2018, Time: 08:02:49, ID: B8B0071-MSD1 Matrix Spike Dup 0.11331, Description: Matrix Spike Dup

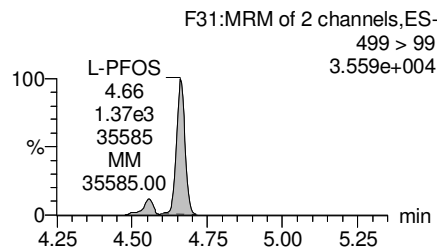
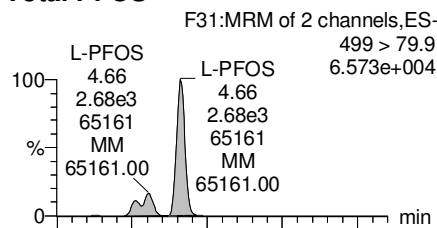
**Total PFOA**



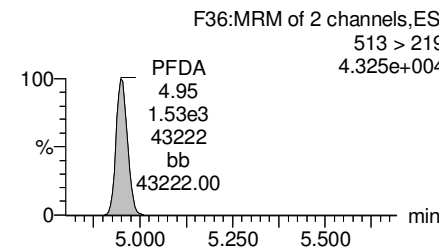
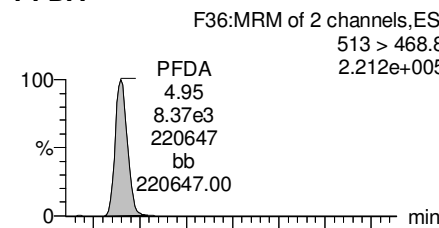
**PFNA**



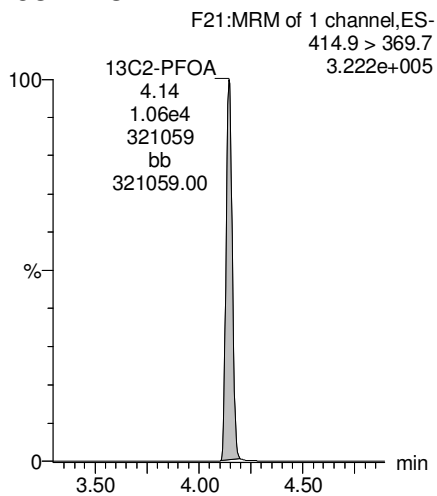
**Total PFOS**



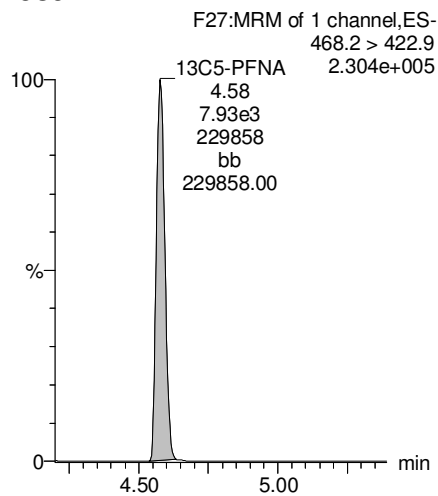
**PFDA**



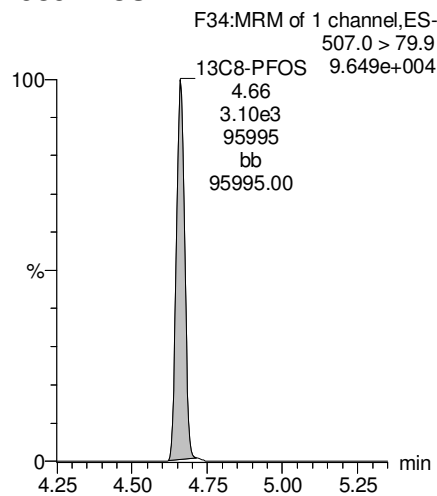
**13C2-PFOA**



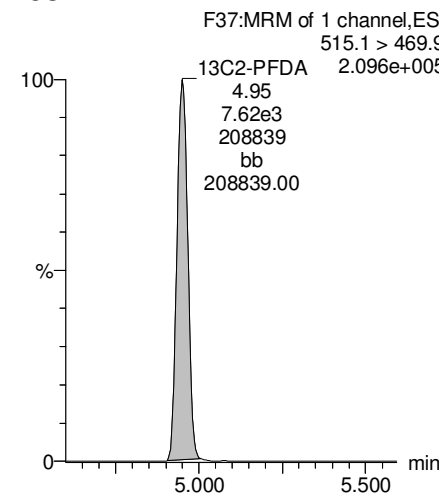
**13C5-PFNA**



**13C8-PFOS**



**13C2-PFDA**



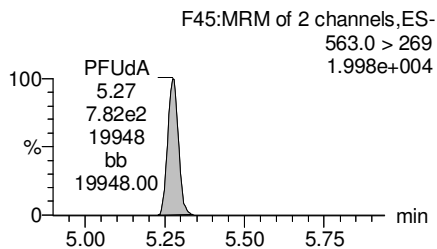
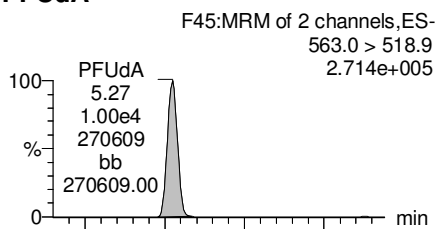
Dataset: F:\Projects\PFAS.PRO\Results\180222M1\180222M1-93.qld

Last Altered: Sunday, February 25, 2018 13:56:23 Pacific Standard Time

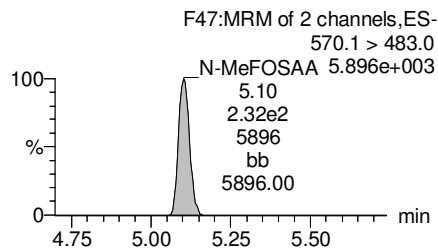
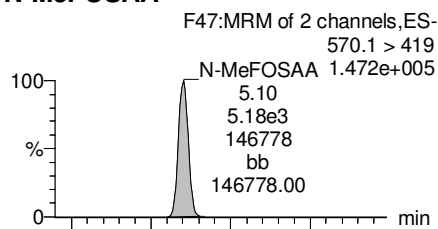
Printed: Sunday, February 25, 2018 13:57:15 Pacific Standard Time

Name: 180222M1\_93, Date: 23-Feb-2018, Time: 08:02:49, ID: B8B0071-MSD1 Matrix Spike Dup 0.11331, Description: Matrix Spike Dup

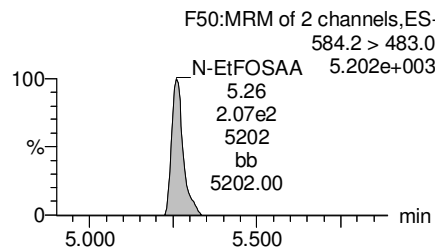
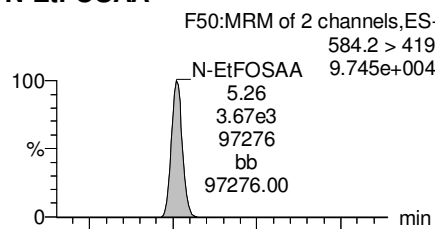
**PFUdA**



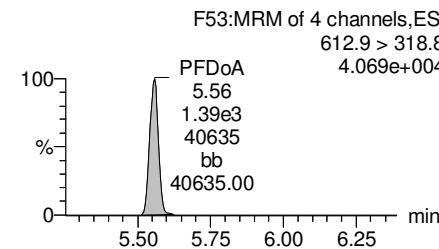
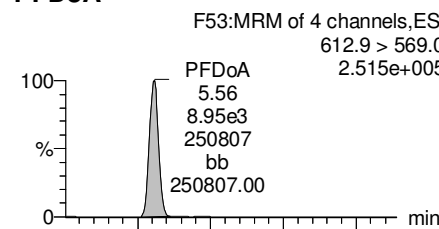
**N-MeFOSAA**



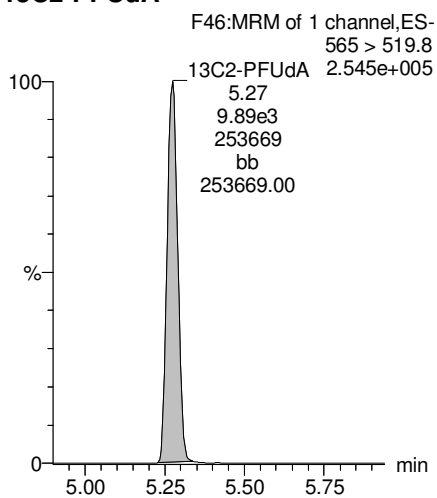
**N-EtFOSAA**



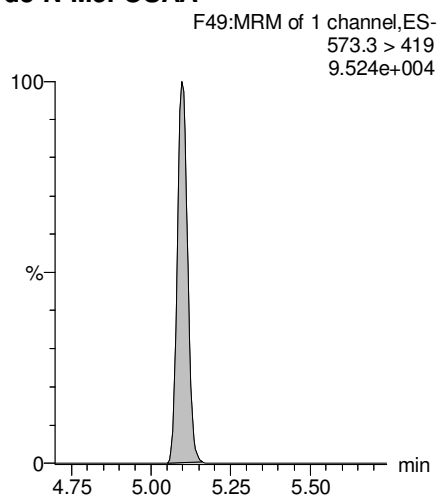
**PFDaA**



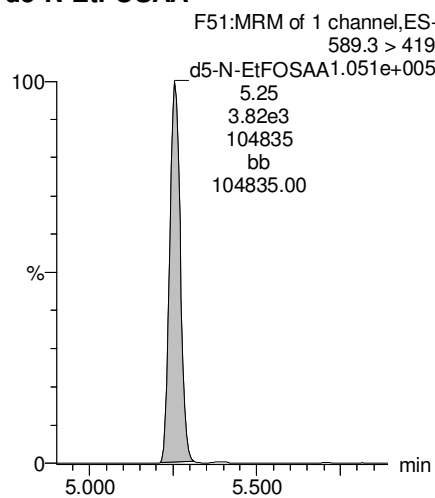
**13C2-PFUdA**



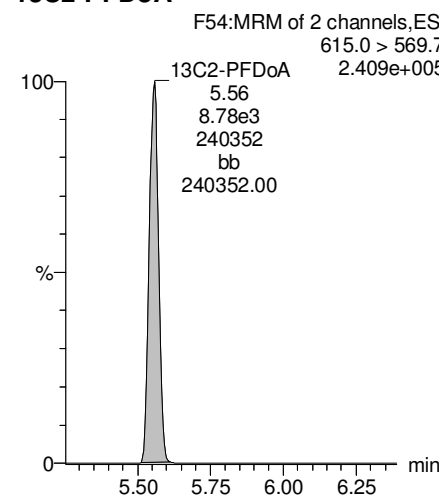
**d3-N-MeFOSAA**



**d5-N-EtFOSAA**



**13C2-PFDaA**



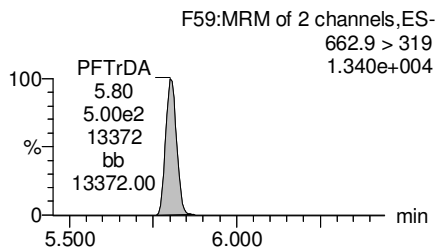
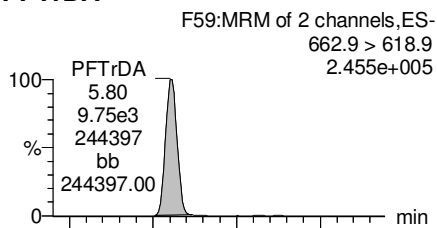
Dataset: F:\Projects\PFAS.PRO\Results\180222M1\180222M1-93.qld

Last Altered: Sunday, February 25, 2018 13:56:23 Pacific Standard Time

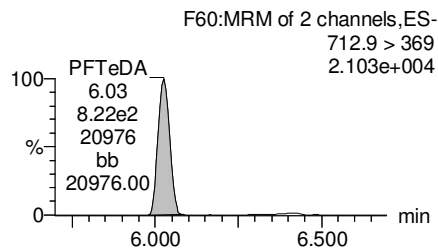
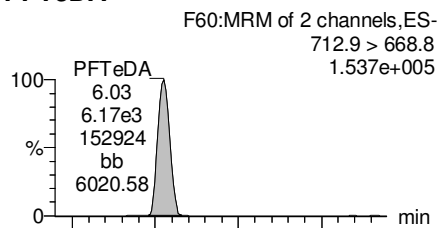
Printed: Sunday, February 25, 2018 13:57:15 Pacific Standard Time

Name: 180222M1\_93, Date: 23-Feb-2018, Time: 08:02:49, ID: B8B0071-MSD1 Matrix Spike Dup 0.11331, Description: Matrix Spike Dup

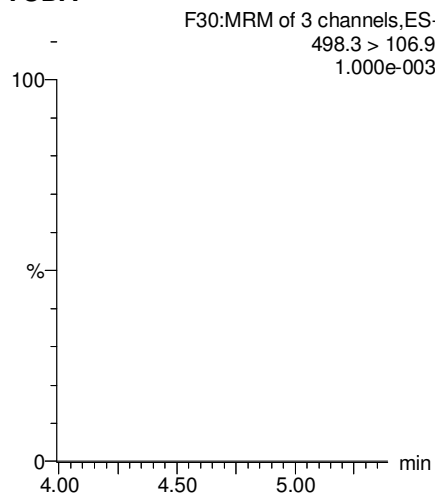
**PFTrDA**



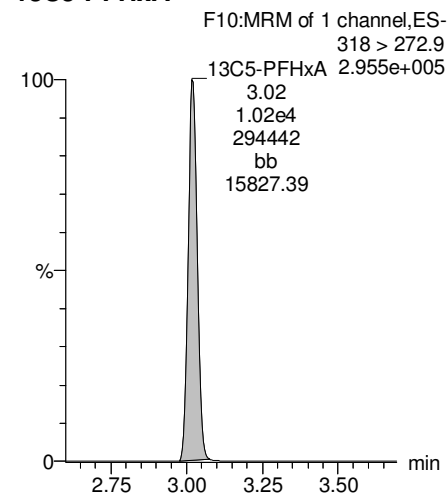
**PFTeDA**



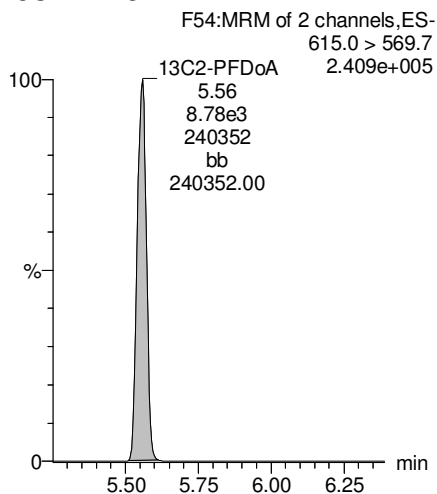
**TCDA**



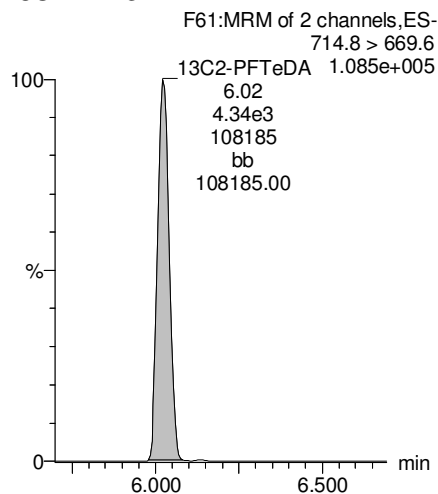
**13C5-PFHxA**



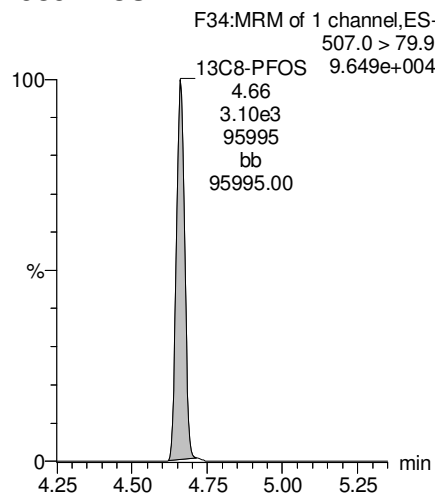
**13C2-PFDoA**



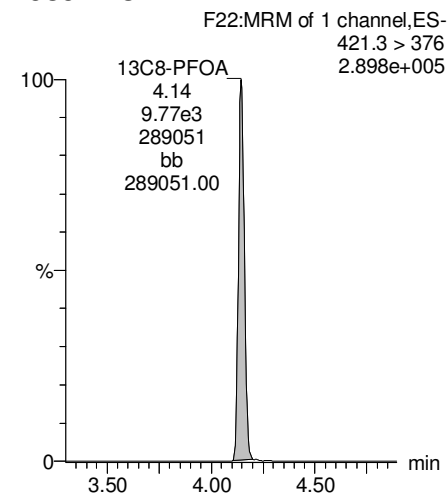
**13C2-PFTeDA**



**13C8-PFOS**



**13C8-PFOA**

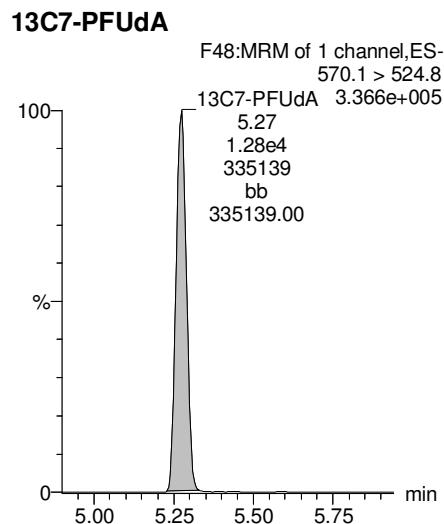
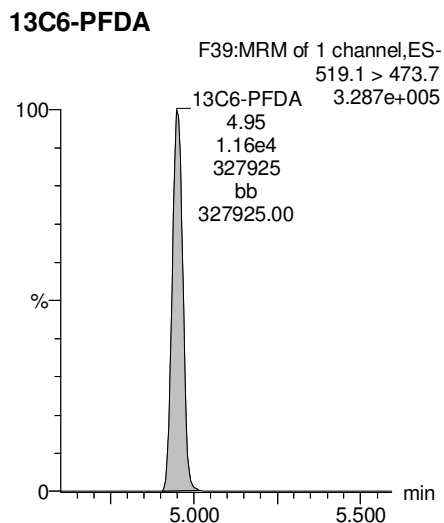
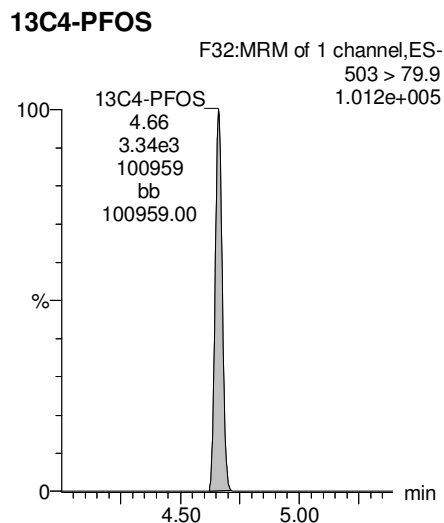
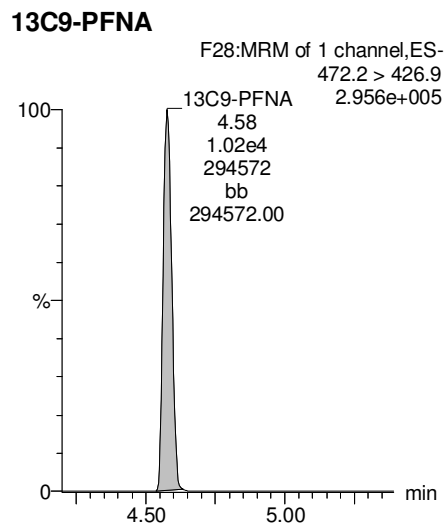
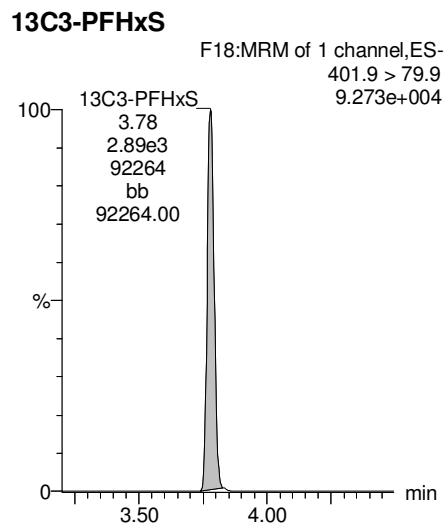


Dataset: F:\Projects\PFAS.PRO\Results\180222M1\180222M1-93.qld

Last Altered: Sunday, February 25, 2018 13:56:23 Pacific Standard Time

Printed: Sunday, February 25, 2018 13:57:15 Pacific Standard Time

Name: 180222M1\_93, Date: 23-Feb-2018, Time: 08:02:49, ID: B8B0071-MSD1 Matrix Spike Dup 0.11331, Description: Matrix Spike Dup



Dataset: Z:\Projects\PFAS.PRO\Results\180222M1\180222M1-103.qld

Last Altered: Saturday, March 10, 2018 11:43:15 Pacific Standard Time

Printed: Saturday, March 10, 2018 11:43:42 Pacific Standard Time

Method: F:\Projects\PFAS.PRO\MethDB\PFAS\_FULL\_80C\_022218.mdb 23 Feb 2018 08:58:55

Calibration: F:\Projects\PFAS.PRO\CurveDB\C18\_VAL-PFAS\_Q4\_02-22-18-FULL.cdb 23 Feb 2018 10:57:03

Name: 180222M1\_103, Date: 23-Feb-2018, Time: 09:57:38, ID: 1800284-07 OF-FB41-0218 0.11326, Description: OF-FB41-0218

	# Name	Trace	Area	IS Area	Wt./Vol.	RRF	Pred.RT	RT	y Axis Resp.	Conc.	%Rec
1	3 PFBS	299.0 > 79.7		1.47e3	0.113		2.60				
2	5 PFHxA	313.2 > 268.9		3.06e3	0.113		3.19				
3	7 PFHpA	363.0 > 318.9		7.49e3	0.113		3.81				
4	8 L-PFHxS	398.9 > 79.6	1.69e0	9.98e2	0.113		3.85	3.78	0.0211	0.4537	
5	11 L-PFOA	413 > 368.7	2.14e2	1.10e4	0.113		4.22	4.14	0.243	1.4519	
6	14 PFNA	463.0 > 418.8		8.43e3	0.113		4.76				
7	16 L-PFOS	499 > 79.9		2.86e3	0.113		4.74				
8	18 PFDA	513 > 468.8		6.97e3	0.113		5.14				
9	21 N-MeFOSAA	570.1 > 419		3.53e3	0.113		5.29				
10	22 N-EtFOSAA	584.2 > 419		3.60e3	0.113		5.45				
11	23 PFUdA	563.0 > 518.9		8.48e3	0.113		5.46				

Dataset: Z:\Projects\PFAS.PRO\Results\180222M1\180222M1-103.qld

Last Altered: Saturday, March 10, 2018 11:43:15 Pacific Standard Time

Printed: Saturday, March 10, 2018 11:43:55 Pacific Standard Time

Method: F:\Projects\PFAS.PRO\MethDB\PFAS\_FULL\_80C\_022218.mdb 23 Feb 2018 08:58:55

Calibration: F:\Projects\PFAS.PRO\CurveDB\C18\_VAL-PFAS\_Q4\_02-22-18-FULL.cdb 23 Feb 2018 10:57:03

Name: 180222M1\_103, Date: 23-Feb-2018, Time: 09:57:38, ID: 1800284-07 OF-FB41-0218 0.11326, Description: OF-FB41-0218

#	Name	Trace	Area	IS Area	Wt./Vol.	RRF	Pred.RT	RT	y Axis Resp.	Conc.	%Rec
1	25 PFDa	612.9 > 569.0		7.14e3	0.113		5.74				
2	27 PFTDA	662.9 > 618.9		7.14e3	0.113		5.98				
3	28 PFTeDA	712.9 > 668.8		3.15e3	0.113		6.20				
4	36 13C3-PFBS	302. > 98.8	1.47e3	9.23e3	0.113	0.120	2.69	2.52	1.99	145.8839	132.2
5	37 13C2-PFHxA	315 > 269.8	3.06e3	9.23e3	0.113	0.760	3.19	3.02	4.15	48.1709	109.1
6	38 13C4-PFHpA	367.2 > 321.8	7.49e3	9.23e3	0.113	0.729	3.81	3.63	10.1	122.7599	111.2
7	39 18O2-PFHxS	403.0 > 102.6	9.98e2	2.75e3	0.113	0.367	3.96	3.78	4.54	109.3226	99.1
8	40 13C2-PFOA	414.9 > 369.7	1.10e4	9.88e3	0.113	1.225	4.33	4.15	14.0	100.5775	91.1
9	41 13C5-PFNA	468.2 > 422.9	8.43e3	1.09e4	0.113	0.936	4.76	4.58	9.64	90.9294	82.4
10	42 13C8-PFOA	506.1 > 77.7	1.04e3	1.10e4	0.113	0.235	4.83	4.64	1.18	44.3444	40.2
11	43 13C8-PFOS	507.0 > 79.9	2.86e3	2.65e3	0.113	1.018	4.84	4.66	13.5	117.0493	106.1
12	44 13C2-PFDA	515.1 > 469.9	6.97e3	8.49e3	0.113	0.977	5.14	4.95	10.3	92.7545	84.0
13	45 d3-N-MeFOSAA	573.3 > 419	3.53e3	1.10e4	0.113	0.405	5.29	5.10	4.02	87.6421	79.4
14	46 d5-N-EtFOSAA	589.3 > 419	3.60e3	1.10e4	0.113	0.419	5.45	5.26	4.08	86.1455	78.1
15	47 13C2-PFUDa	565 > 519.8	8.48e3	1.10e4	0.113	1.045	5.46	5.28	9.64	81.4314	73.8
16	48 13C2-PFDoA	615.0 > 569.7	7.14e3	1.10e4	0.113	0.832	5.74	5.56	8.11	86.0248	77.9
17	49 d3-N-MeFOSA	515.2 > 168.9		1.10e4	0.113	0.109	5.84				
18	50 13C2-PFTeDA	714.8 > 669.6	3.15e3	1.10e4	0.113	0.313	6.20	6.03	3.58	100.8915	91.4
19	51 d5-N-ETFOSA	531.1 > 168.9		1.10e4	0.113	0.160	6.22				
20	52 13C2-PFHxDA	815 > 769.7	3.23e3	1.10e4	0.113	0.648	6.51	6.37	3.67	49.9651	113.2
21	53 d7-N-MeFOSE	623.1 > 58.9		1.10e4	0.113	0.150	6.31				
22	54 d9-N-EtFOSE	639.2 > 58.8		1.10e4	0.113	0.142	6.45				
23	55 13C4-PFBA	217. > 171.8	7.44e3	7.44e3	0.113	1.000	1.46	1.28	12.5	110.3655	100.0
24	56 13C5-PFHxA	318 > 272.9	9.23e3	9.23e3	0.113	1.000	3.19	3.02	12.5	110.3655	100.0
25	57 13C3-PFHxS	401.9 > 79.9	2.75e3	2.75e3	0.113	1.000	3.96	3.78	12.5	110.3655	100.0
26	58 13C8-PFOA	421.3 > 376	9.88e3	9.88e3	0.113	1.000	4.33	4.14	12.5	110.3655	100.0
27	59 13C9-PFNA	472.2 > 426.9	1.09e4	1.09e4	0.113	1.000	4.70	4.58	12.5	110.3655	100.0
28	60 13C4-PFOS	503 > 79.9	2.65e3	2.65e3	0.113	1.000	4.84	4.66	12.5	110.3655	100.0
29	61 13C6-PFDA	519.1 > 473.7	8.49e3	8.49e3	0.113	1.000	5.14	4.95	12.5	110.3655	100.0
30	62 13C7-PFUDa	570.1 > 524.8	1.10e4	1.10e4	0.113	1.000	5.46	5.28	12.5	110.3655	100.0
31	63 Total PFHxS	398.9 > 79.6	1.69e0	9.98e2	0.113		3.85		0.0211	0.4537	
32	64 Total PFOA	413 > 368.7	2.14e2	1.10e4	0.113		4.21		0.243	1.4519	

GM for AD 3/10/2018

Dataset: Z:\Projects\PFAS.PRO\Results\180222M1\180222M1-103.qld

Last Altered: Saturday, March 10, 2018 11:43:15 Pacific Standard Time

Printed: Saturday, March 10, 2018 11:43:55 Pacific Standard Time

Name: 180222M1\_103, Date: 23-Feb-2018, Time: 09:57:38, ID: 1800284-07 OF-FB41-0218 0.11326, Description: OF-FB41-0218

	# Name	Trace	Area	IS Area	Wt./Vol.	RRF	Pred.RT	RT	y Axis Resp.	Conc.	%Rec
33	65 Total PFOS	499 > 79.9	0.00e0	2.86e3	0.113		4.73		0.000		
34	66 Total N-MeFOSAA	570.1 > 419	0.00e0	3.53e3	0.113		5.29		0.000		
35	67 Total N-EtFOSAA	584.2 > 419	0.00e0	3.60e3	0.113		5.45		0.000		



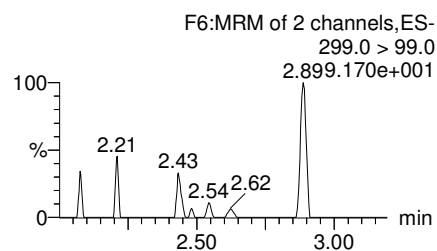
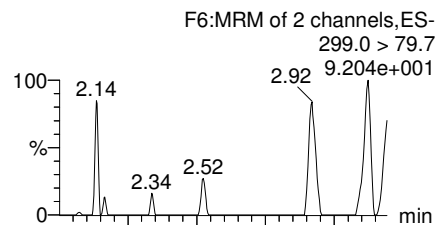
Dataset: Z:\Projects\PFAS.PRO\Results\180222M1\180222M1-103.qld

Last Altered: Saturday, March 10, 2018 11:43:15 Pacific Standard Time  
Printed: Saturday, March 10, 2018 11:43:55 Pacific Standard Time

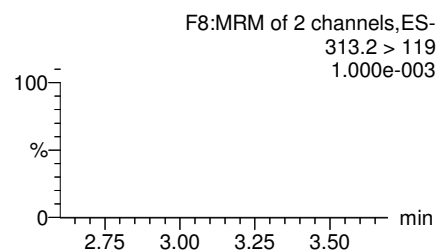
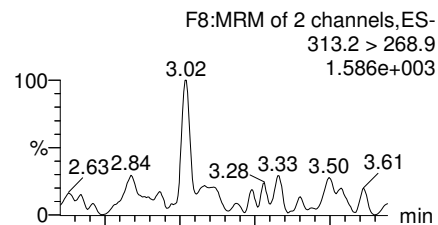
Method: F:\Projects\PFAS.PRO\MethDB\PFAS\_FULL\_80C\_022218.mdb 23 Feb 2018 08:58:55  
Calibration: F:\Projects\PFAS.PRO\CurveDB\C18\_VAL-PFAS\_Q4\_02-22-18-FULL.cdb 23 Feb 2018 10:57:03

Name: 180222M1\_103, Date: 23-Feb-2018, Time: 09:57:38, ID: 1800284-07 OF-FB41-0218 0.11326, Description: OF-FB41-0218

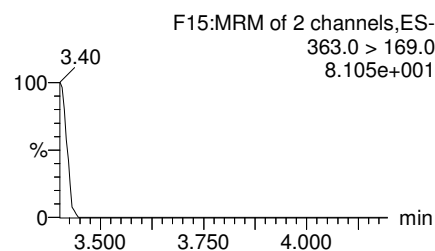
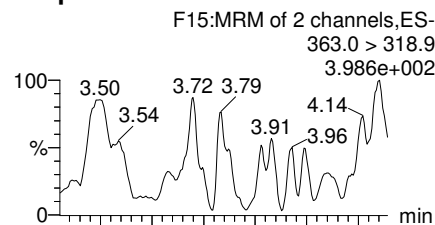
**PFBS**



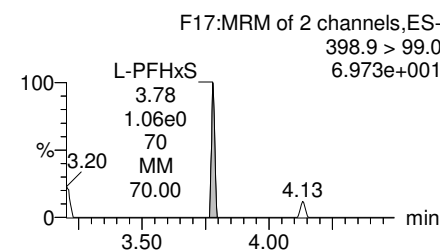
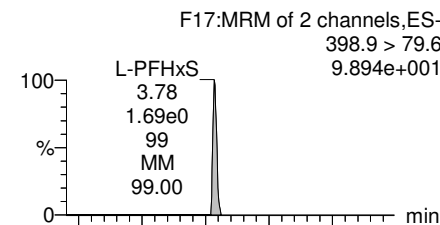
**PFHxA**



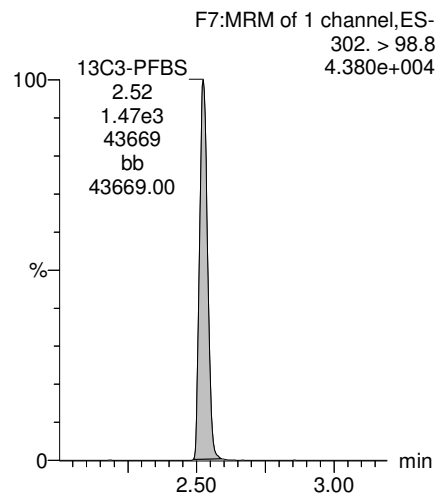
**PFHpA**



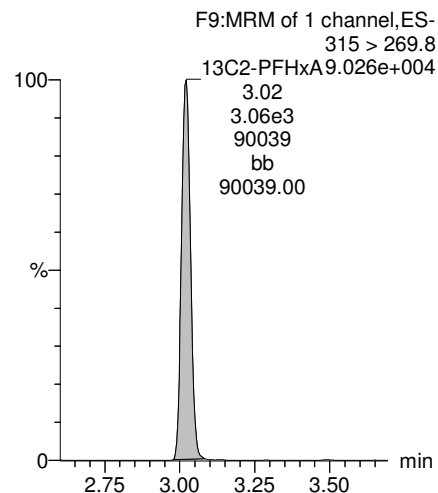
**Total PFHxS**



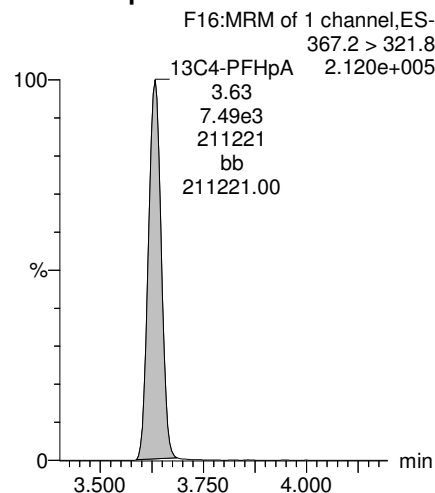
**13C3-PFBS**



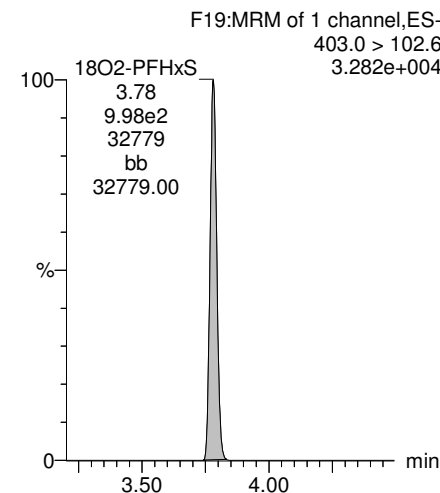
**13C2-PFHxA**



**13C4-PFHpA**



**18O2-PFHxS**

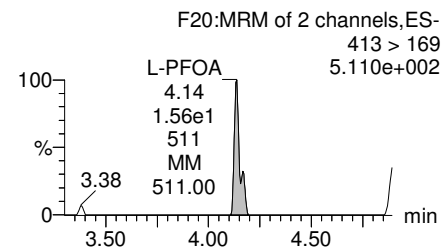
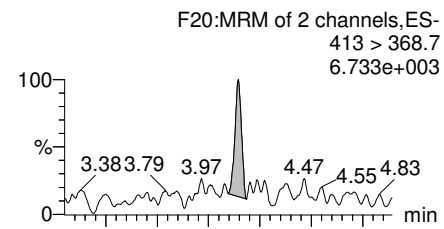


Dataset: Z:\Projects\PFAS.PRO\Results\180222M1\180222M1-103.qld

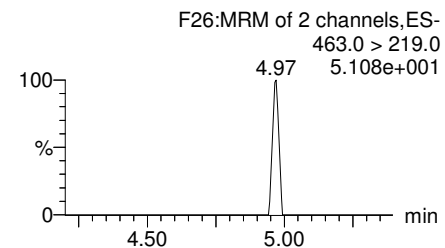
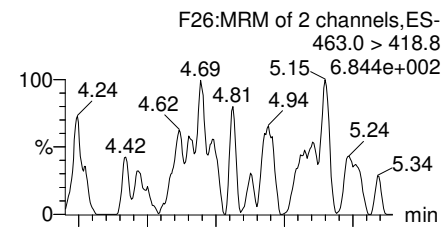
Last Altered: Saturday, March 10, 2018 11:43:15 Pacific Standard Time  
Printed: Saturday, March 10, 2018 11:43:55 Pacific Standard Time

Name: 180222M1\_103, Date: 23-Feb-2018, Time: 09:57:38, ID: 1800284-07 OF-FB41-0218 0.11326, Description: OF-FB41-0218

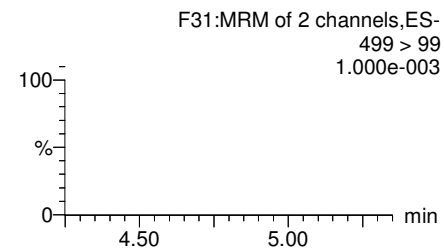
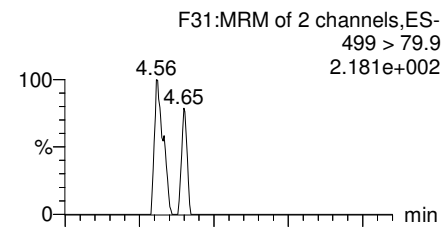
**Total PFOA**



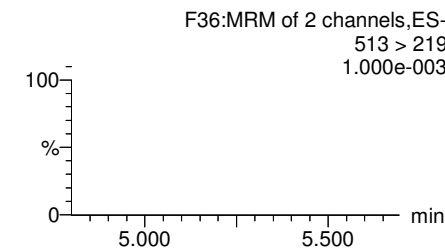
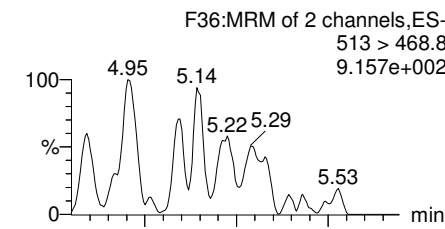
**PFNA**



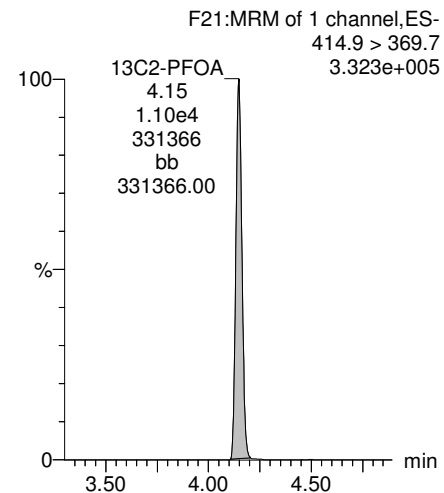
**Total PFOS**



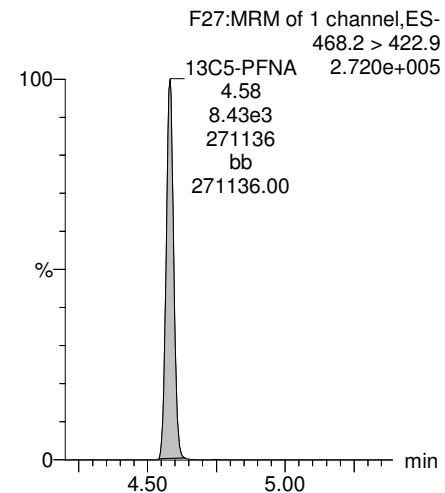
**PFDA**



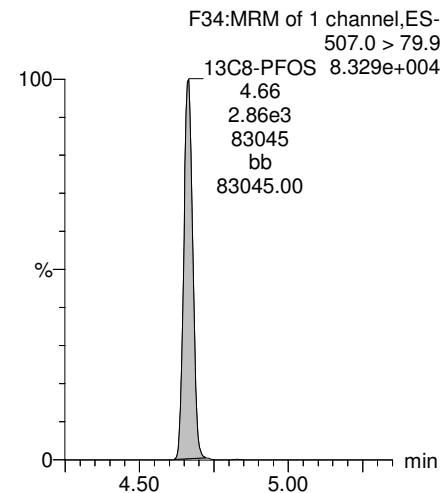
**13C2-PFOA**



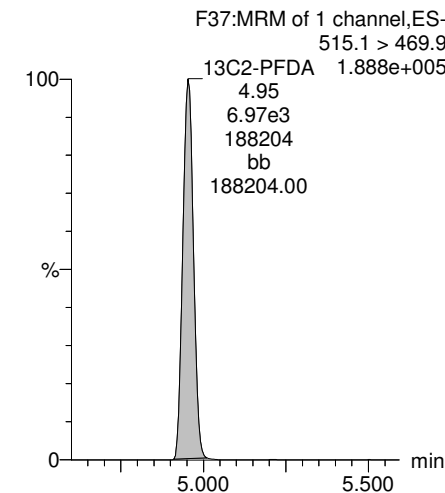
**13C5-PFNA**



**13C8-PFOS**



**13C2-PFDA**

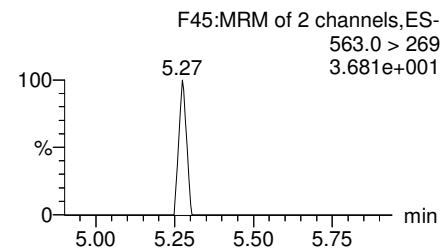
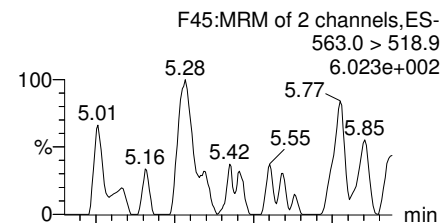


Dataset: Z:\Projects\PFAS.PRO\Results\180222M1\180222M1-103.qld

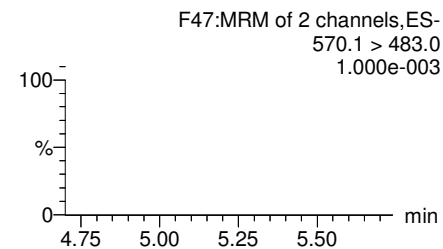
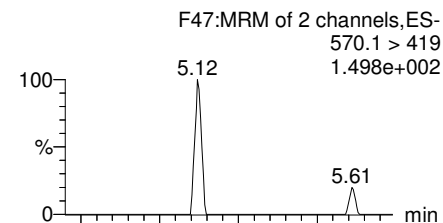
Last Altered: Saturday, March 10, 2018 11:43:15 Pacific Standard Time  
Printed: Saturday, March 10, 2018 11:43:55 Pacific Standard Time

Name: 180222M1\_103, Date: 23-Feb-2018, Time: 09:57:38, ID: 1800284-07 OF-FB41-0218 0.11326, Description: OF-FB41-0218

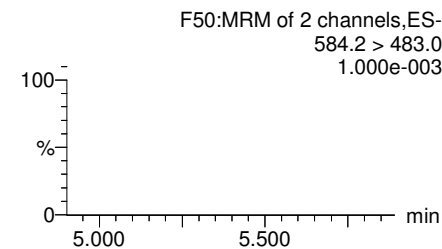
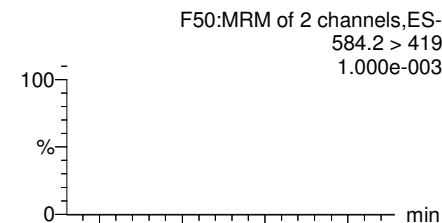
**PFUdA**



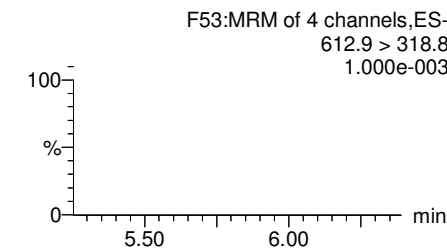
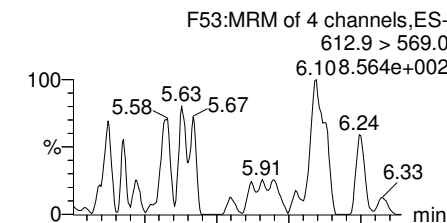
**N-MeFOSAA**



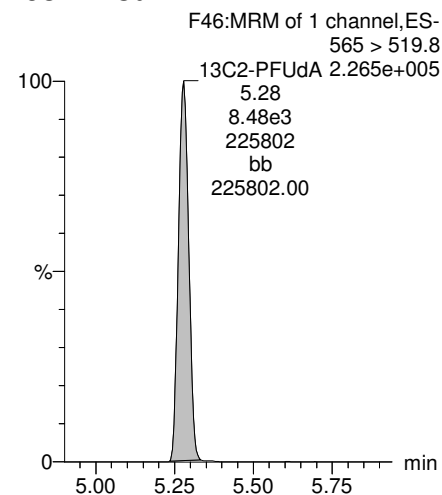
**N-EtFOSAA**



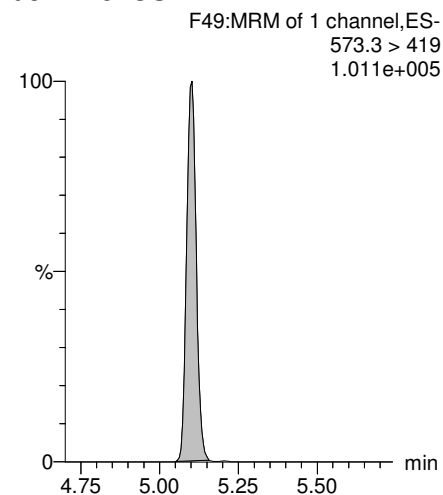
**PFDaA**



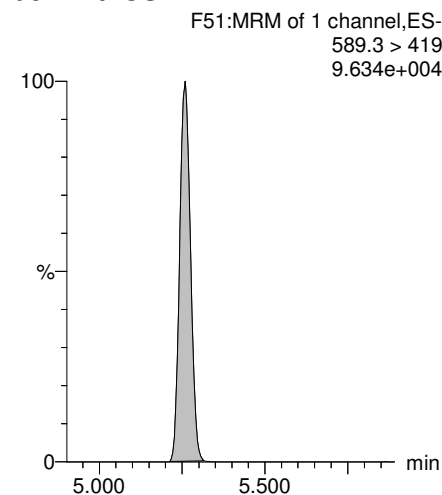
**13C2-PFUdA**



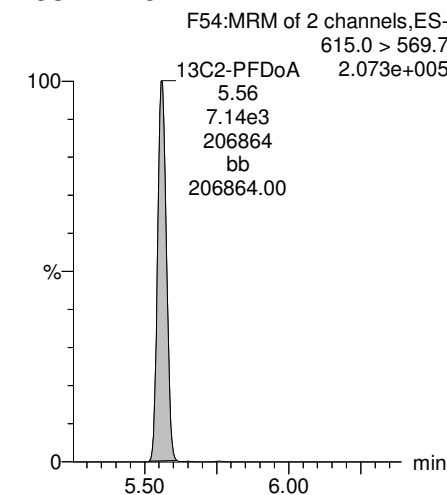
**d3-N-MeFOSAA**



**d5-N-EtFOSAA**



**13C2-PFDaA**



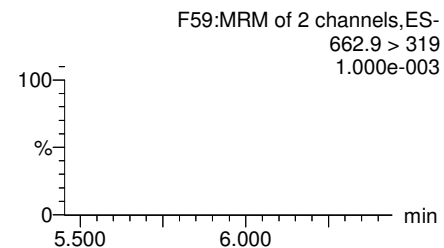
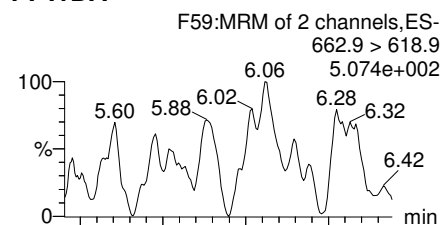
Dataset: Z:\Projects\PFAS.PRO\Results\180222M1\180222M1-103.qld

Last Altered: Saturday, March 10, 2018 11:43:15 Pacific Standard Time

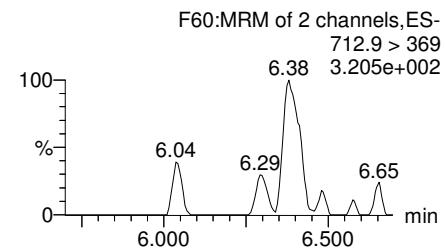
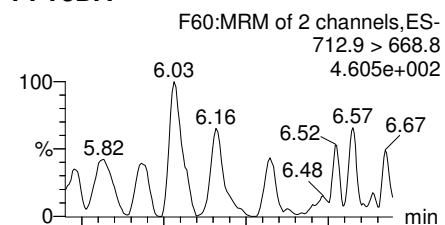
Printed: Saturday, March 10, 2018 11:43:55 Pacific Standard Time

Name: 180222M1\_103, Date: 23-Feb-2018, Time: 09:57:38, ID: 1800284-07 OF-FB41-0218 0.11326, Description: OF-FB41-0218

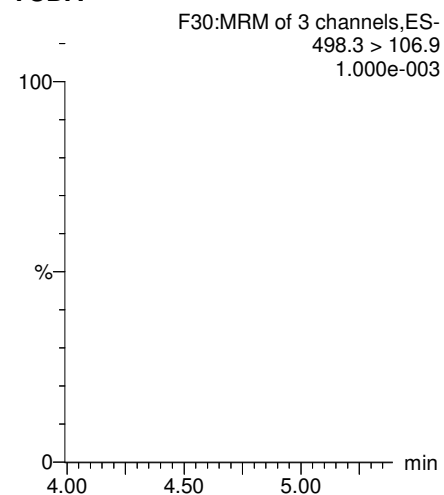
**PFTrDA**



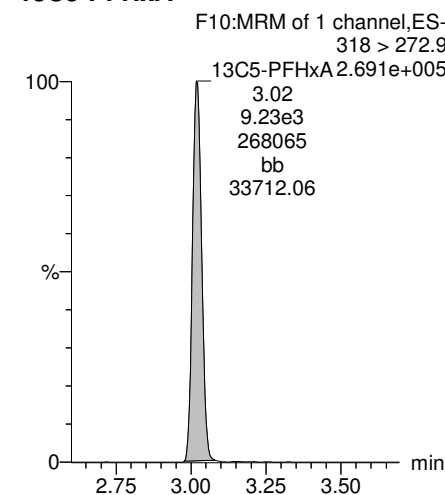
**PFTeDA**



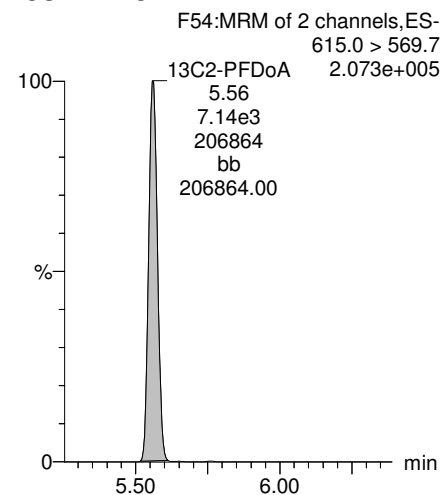
**TCDA**



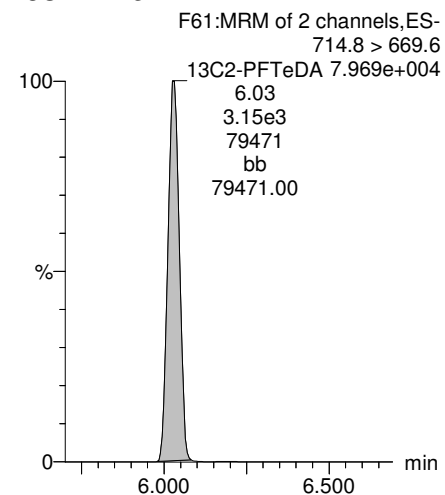
**13C5-PFHxA**



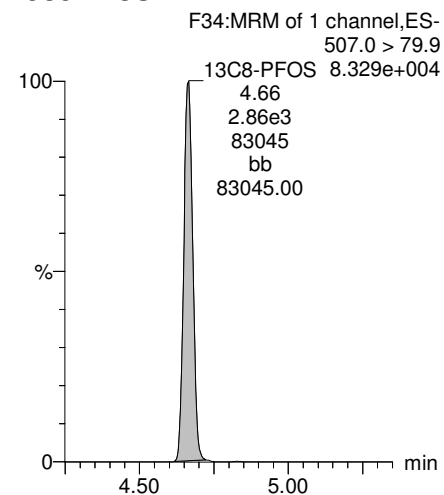
**13C2-PFDoA**



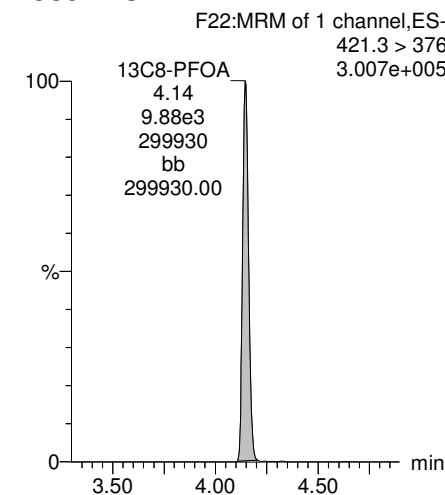
**13C2-PFTeDA**



**13C8-PFOS**



**13C8-PFOA**



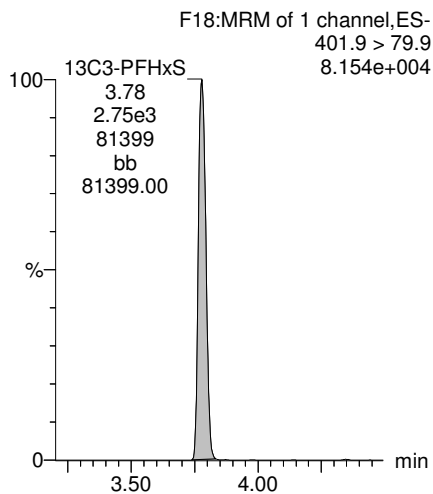
Dataset: Z:\Projects\PFAS.PRO\Results\180222M1\180222M1-103.qld

Last Altered: Saturday, March 10, 2018 11:43:15 Pacific Standard Time

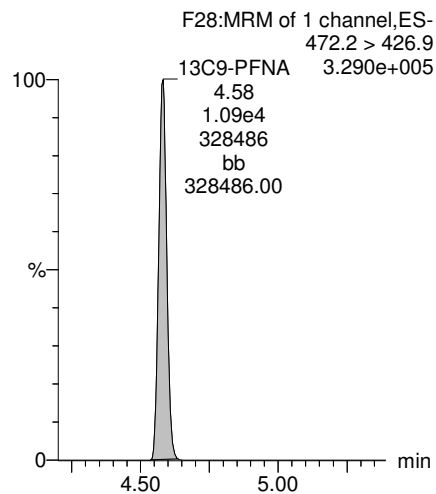
Printed: Saturday, March 10, 2018 11:43:55 Pacific Standard Time

Name: 180222M1\_103, Date: 23-Feb-2018, Time: 09:57:38, ID: 1800284-07 OF-FB41-0218 0.11326, Description: OF-FB41-0218

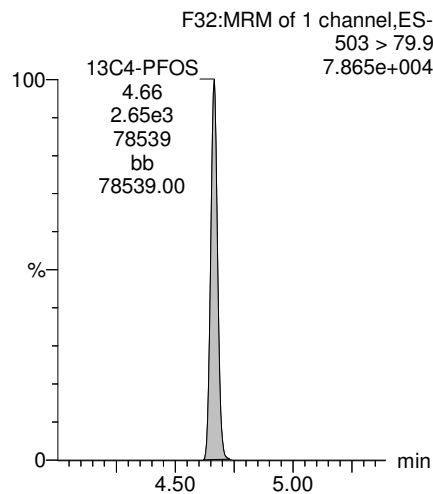
**13C3-PFHxS**



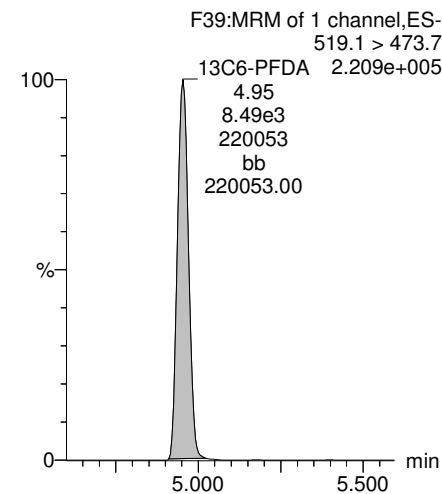
**13C9-PFNA**



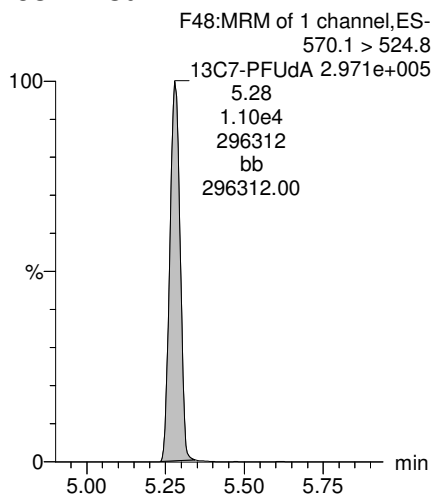
**13C4-PFOS**



**13C6-PFDA**



**13C7-PFUdA**



Dataset: Z:\Projects\PFAS.PRO\Results\180222M1\180222M1-104.qld

Last Altered: Saturday, March 10, 2018 11:48:20 Pacific Standard Time

Printed: Saturday, March 10, 2018 11:48:44 Pacific Standard Time

Method: F:\Projects\PFAS.PRO\MethDB\PFAS\_FULL\_80C\_022218.mdb 23 Feb 2018 08:58:55

Calibration: F:\Projects\PFAS.PRO\CurveDB\C18\_VAL-PFAS\_Q4\_02-22-18-FULL.cdb 23 Feb 2018 10:57:03

Name: 180222M1\_104, Date: 23-Feb-2018, Time: 10:09:05, ID: 1800284-08 OF-RW11-0218 0.11113, Description: OF-RW11-0218

	#	Name	Trace	Area	IS Area	Wt./Vol.	RRF	Pred.RT	RT	y Axis Resp.	Conc.	%Rec
1	3	PFBS	299.0 > 79.7		1.33e3	0.111		2.60				
2	5	PFHxA	313.2 > 268.9		2.92e3	0.111		3.19				
3	7	PFHpA	363.0 > 318.9		8.08e3	0.111		3.81				
4	8	L-PFHxS	398.9 > 79.6	2.23e0	1.15e3	0.111		3.85	3.78	0.0243	0.4778	
5	11	L-PFOA	413 > 368.7		1.12e4	0.111		4.22				
6	14	PFNA	463.0 > 418.8		8.79e3	0.111		4.76				
7	16	L-PFOS	499 > 79.9		2.78e3	0.111		4.74				
8	18	PFDA	513 > 468.8		9.53e3	0.111		5.14				
9	21	N-MeFOSAA	570.1 > 419		4.15e3	0.111		5.29				
10	22	N-EtFOSAA	584.2 > 419		4.60e3	0.111		5.45				
11	23	PFUdA	563.0 > 518.9		1.10e4	0.111		5.46				

Dataset: Z:\Projects\PFAS.PRO\Results\180222M1\180222M1-104.qld

Last Altered: Saturday, March 10, 2018 11:48:20 Pacific Standard Time

Printed: Saturday, March 10, 2018 11:49:01 Pacific Standard Time

Method: F:\Projects\PFAS.PRO\MethDB\PFAS\_FULL\_80C\_022218.mdb 23 Feb 2018 08:58:55

Calibration: F:\Projects\PFAS.PRO\CurveDB\C18\_VAL-PFAS\_Q4\_02-22-18-FULL.cdb 23 Feb 2018 10:57:03

Name: 180222M1\_104, Date: 23-Feb-2018, Time: 10:09:05, ID: 1800284-08 OF-RW11-0218 0.11113, Description: OF-RW11-0218

#	Name	Trace	Area	IS Area	Wt./Vol.	RRF	Pred.RT	RT	y Axis Resp.	Conc.	%Rec
1	25 PFDa	612.9 > 569.0		9.37e3	0.111		5.74				
2	27 PFTrDA	662.9 > 618.9		9.37e3	0.111		5.98				
3	28 PFTeDA	712.9 > 668.8		3.39e3	0.111		6.20				
4	36 13C3-PFBS	302. > 98.8	1.33e3	1.11e4	0.111	0.120	2.69	2.53	1.50	112.5691	100.1
5	37 13C2-PFHxA	315 > 269.8	2.92e3	1.11e4	0.111	0.760	3.19	3.03	3.30	39.0208	86.7
6	38 13C4-PFHpA	367.2 > 321.8	8.08e3	1.11e4	0.111	0.729	3.81	3.63	9.11	112.3779	99.9
7	39 18O2-PFHxS	403.0 > 102.6	1.15e3	3.11e3	0.111	0.367	3.96	3.78	4.61	113.1436	100.6
8	40 13C2-PFOA	414.9 > 369.7	1.12e4	9.48e3	0.111	1.225	4.33	4.15	14.8	108.8802	96.8
9	41 13C5-PFNA	468.2 > 422.9	8.79e3	1.08e4	0.111	0.936	4.76	4.58	10.2	97.9953	87.1
10	42 13C8-PFOA	506.1 > 77.7	1.67e3	1.51e4	0.111	0.235	4.83	4.64	1.38	52.7387	46.9
11	43 13C8-PFOS	507.0 > 79.9	2.78e3	2.80e3	0.111	1.018	4.84	4.66	12.4	109.7338	97.6
12	44 13C2-PFDA	515.1 > 469.9	9.53e3	1.24e4	0.111	0.977	5.14	4.95	9.61	88.5733	78.7
13	45 d3-N-MeFOSAA	573.3 > 419	4.15e3	1.51e4	0.111	0.405	5.29	5.10	3.43	76.2470	67.8
14	46 d5-N-EtFOSAA	589.3 > 419	4.60e3	1.51e4	0.111	0.419	5.45	5.26	3.80	81.7265	72.7
15	47 13C2-PFUDa	565 > 519.8	1.10e4	1.51e4	0.111	1.045	5.46	5.28	9.10	78.3775	69.7
16	48 13C2-PFDa	615.0 > 569.7	9.37e3	1.51e4	0.111	0.832	5.74	5.56	7.75	83.7987	74.5
17	49 d3-N-MeFOSA	515.2 > 168.9		1.51e4	0.111	0.109	5.84				
18	50 13C2-PFTeDA	714.8 > 669.6	3.39e3	1.51e4	0.111	0.313	6.20	6.03	2.81	80.5585	71.6
19	51 d5-N-ETFOSA	531.1 > 168.9		1.51e4	0.111	0.160	6.22				
20	52 13C2-PFHxDA	815 > 769.7	2.53e3	1.51e4	0.111	0.648	6.51	6.37	2.09	29.0837	64.6
21	53 d7-N-MeFOSE	623.1 > 58.9		1.51e4	0.111	0.150	6.31				
22	54 d9-N-EtFOSE	639.2 > 58.8		1.51e4	0.111	0.142	6.45				
23	55 13C4-PFBA	217. > 171.8	8.88e3	8.88e3	0.111	1.000	1.46	1.29	12.5	112.4809	100.0
24	56 13C5-PFHxA	318 > 272.9	1.11e4	1.11e4	0.111	1.000	3.19	3.02	12.5	112.4809	100.0
25	57 13C3-PFHxS	401.9 > 79.9	3.11e3	3.11e3	0.111	1.000	3.96	3.78	12.5	112.4809	100.0
26	58 13C8-PFOA	421.3 > 376	9.48e3	9.48e3	0.111	1.000	4.33	4.15	12.5	112.4809	100.0
27	59 13C9-PFNA	472.2 > 426.9	1.08e4	1.08e4	0.111	1.000	4.70	4.58	12.5	112.4809	100.0
28	60 13C4-PFOS	503 > 79.9	2.80e3	2.80e3	0.111	1.000	4.84	4.67	12.5	112.4809	100.0
29	61 13C6-PFDA	519.1 > 473.7	1.24e4	1.24e4	0.111	1.000	5.14	4.96	12.5	112.4809	100.0
30	62 13C7-PFUDa	570.1 > 524.8	1.51e4	1.51e4	0.111	1.000	5.46	5.28	12.5	112.4809	100.0
31	63 Total PFHxS	398.9 > 79.6	2.23e0	1.15e3	0.111		3.85		0.0243	0.4778	
32	64 Total PFOA	413 > 368.7	0.00e0	1.12e4	0.111		4.21		0.000		

GM for AD 3/10/2018

Dataset: Z:\Projects\PFAS.PRO\Results\180222M1\180222M1-104.qld

Last Altered: Saturday, March 10, 2018 11:48:20 Pacific Standard Time

Printed: Saturday, March 10, 2018 11:49:01 Pacific Standard Time

Name: 180222M1\_104, Date: 23-Feb-2018, Time: 10:09:05, ID: 1800284-08 OF-RW11-0218 0.11113, Description: OF-RW11-0218

	# Name	Trace	Area	IS Area	Wt./Vol.	RRF	Pred.RT	RT	y Axis Resp.	Conc.	%Rec
33	65 Total PFOS	499 > 79.9	0.00e0	2.78e3	0.111		4.73		0.000		
34	66 Total N-MeFOSAA	570.1 > 419	0.00e0	4.15e3	0.111		5.29		0.000		
35	67 Total N-EtFOSAA	584.2 > 419	0.00e0	4.60e3	0.111		5.45		0.000		



Dataset: Z:\Projects\PFAS.PRO\Results\180222M1\180222M1-104.qld

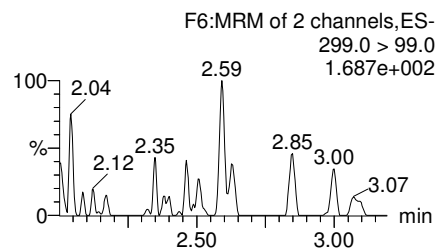
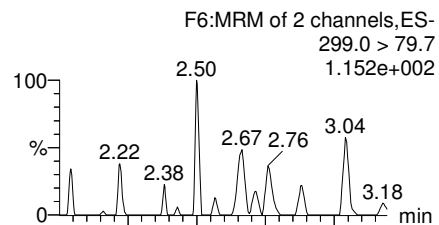
Last Altered: Saturday, March 10, 2018 11:48:20 Pacific Standard Time  
Printed: Saturday, March 10, 2018 11:49:01 Pacific Standard Time

Method: F:\Projects\PFAS.PRO\MethDB\PFAS\_FULL\_80C\_022218.mdb 23 Feb 2018 08:58:55

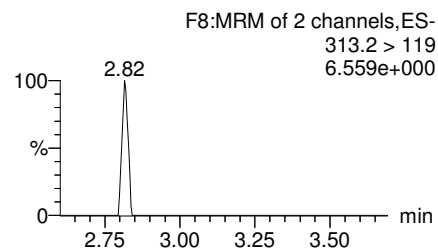
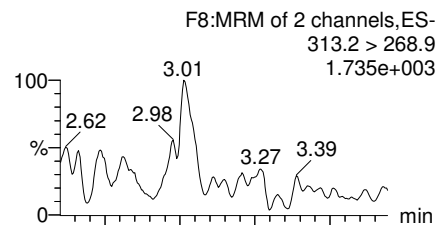
Calibration: F:\Projects\PFAS.PRO\CurveDB\C18\_VAL-PFAS\_Q4\_02-22-18-FULL.cdb 23 Feb 2018 10:57:03

Name: 180222M1\_104, Date: 23-Feb-2018, Time: 10:09:05, ID: 1800284-08 OF-RW11-0218 0.11113, Description: OF-RW11-0218

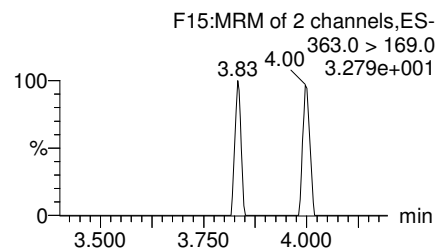
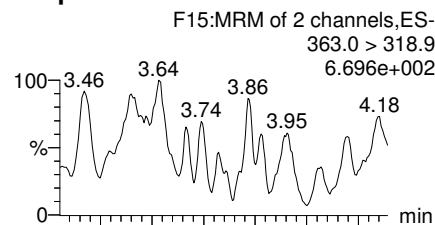
**PFBS**



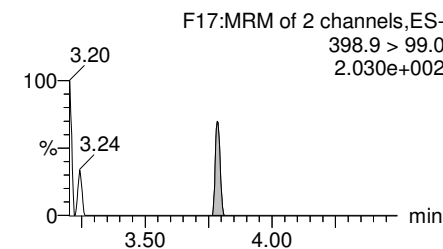
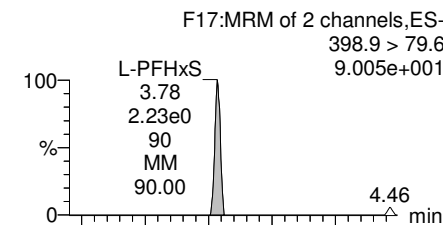
**PFHxA**



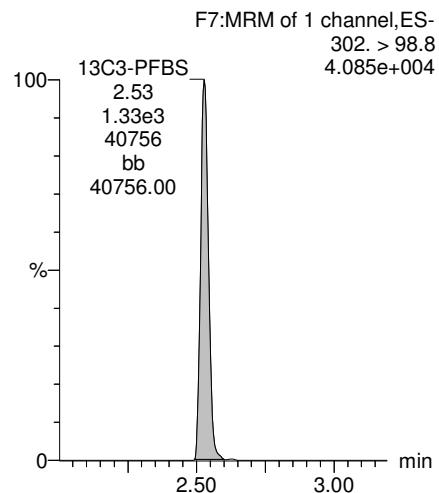
**PFHpA**



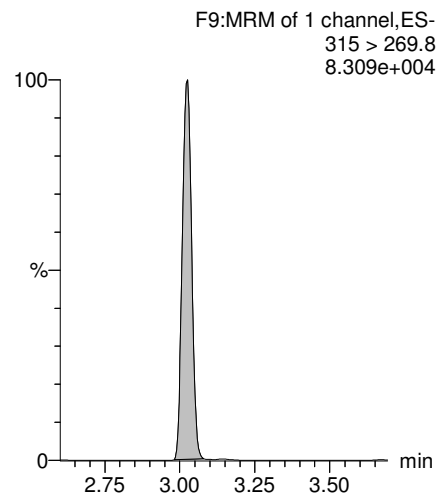
**Total PFHxS**



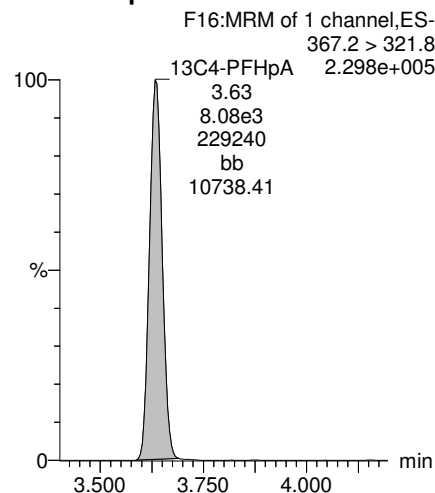
**13C3-PFBS**



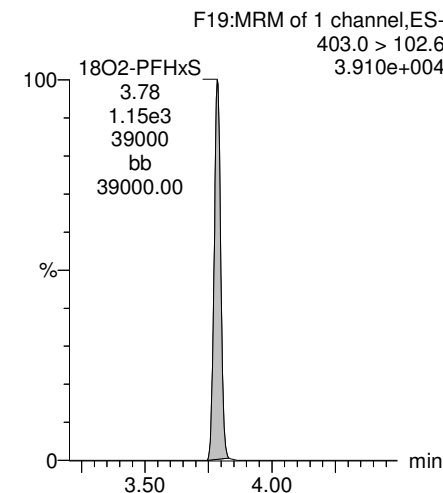
**13C2-PFHxA**



**13C4-PFHpA**



**18O2-PFHxS**



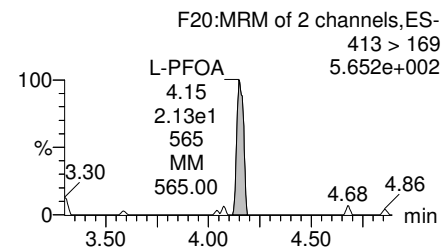
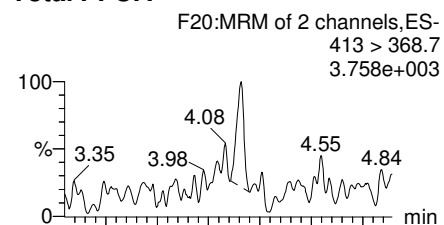
Dataset: Z:\Projects\PFAS.PRO\Results\180222M1\180222M1-104.qld

Last Altered: Saturday, March 10, 2018 11:48:20 Pacific Standard Time

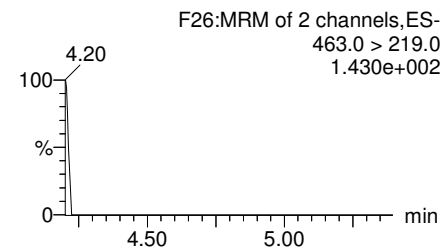
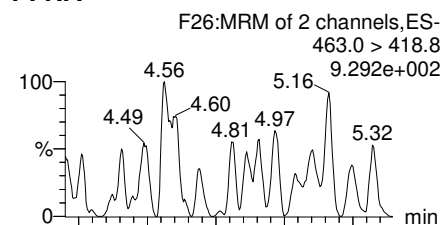
Printed: Saturday, March 10, 2018 11:49:01 Pacific Standard Time

Name: 180222M1\_104, Date: 23-Feb-2018, Time: 10:09:05, ID: 1800284-08 OF-RW11-0218 0.11113, Description: OF-RW11-0218

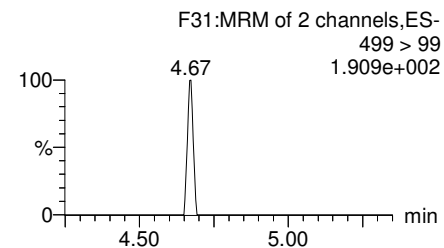
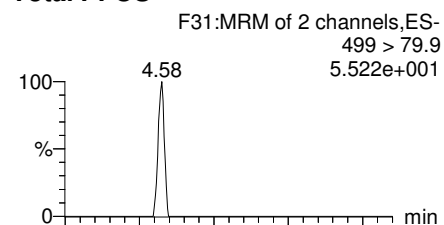
**Total PFOA**



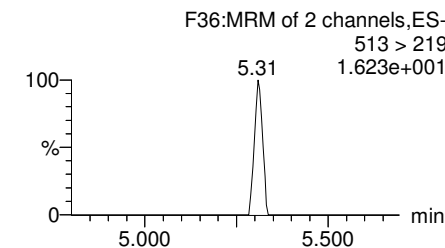
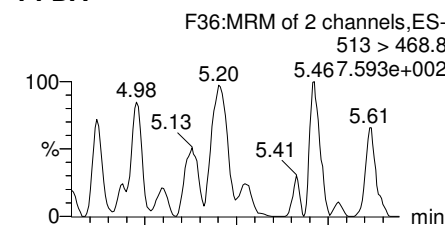
**PFNA**



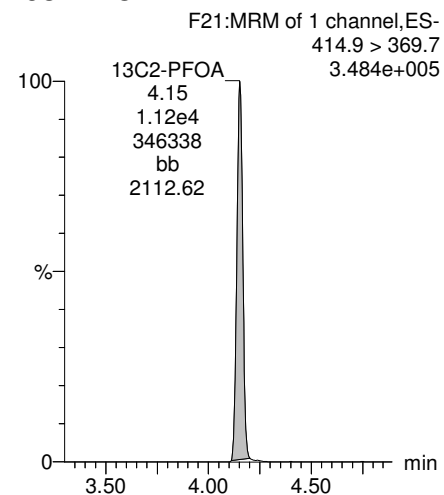
**Total PFOS**



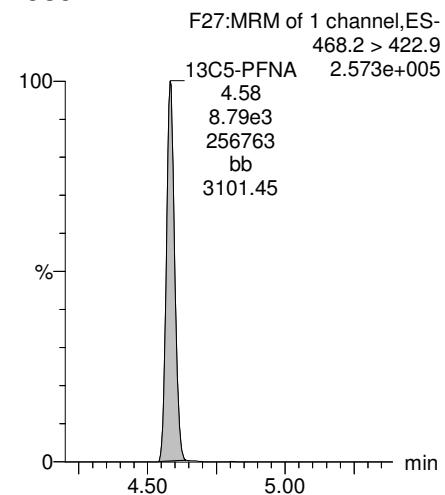
**PFDA**



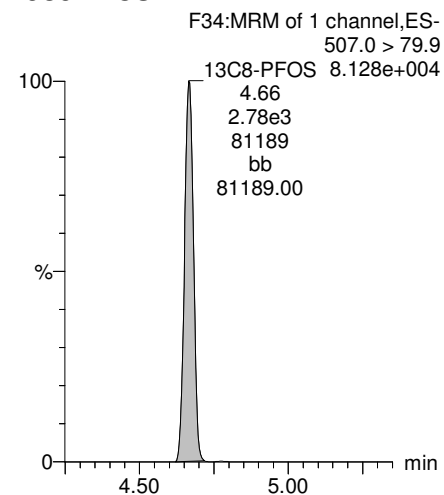
**13C2-PFOA**



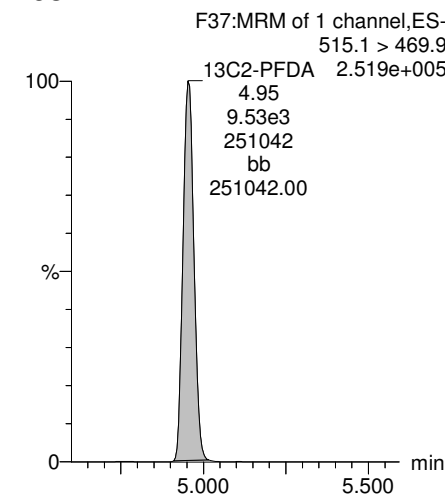
**13C5-PFNA**



**13C8-PFOS**



**13C2-PFDA**

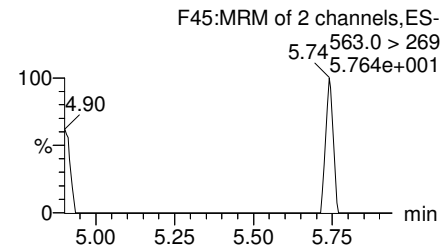
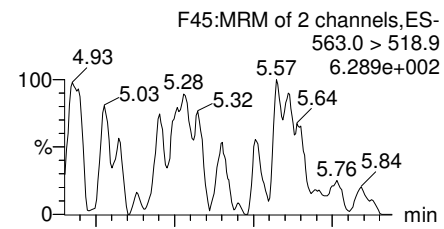


Dataset: Z:\Projects\PFAS.PRO\Results\180222M1\180222M1-104.qld

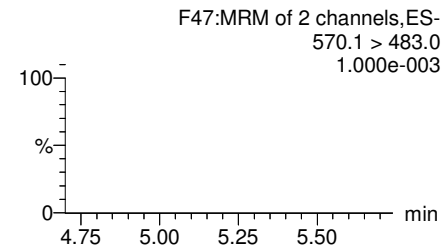
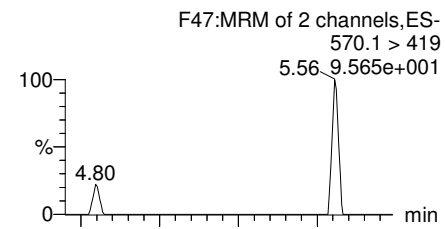
Last Altered: Saturday, March 10, 2018 11:48:20 Pacific Standard Time  
Printed: Saturday, March 10, 2018 11:49:01 Pacific Standard Time

Name: 180222M1\_104, Date: 23-Feb-2018, Time: 10:09:05, ID: 1800284-08 OF-RW11-0218 0.11113, Description: OF-RW11-0218

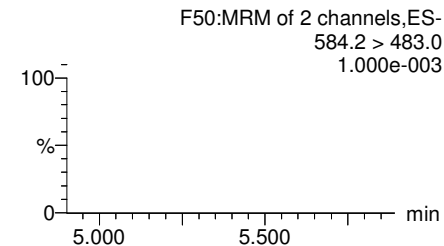
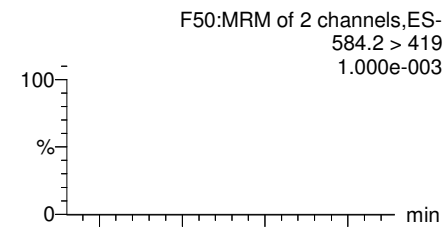
**PFUdA**



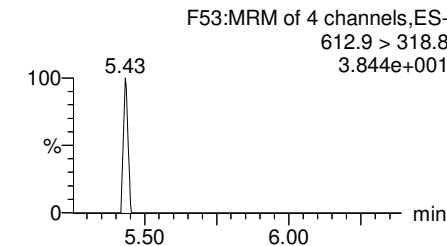
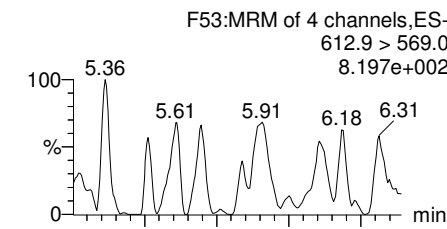
**N-MeFOSAA**



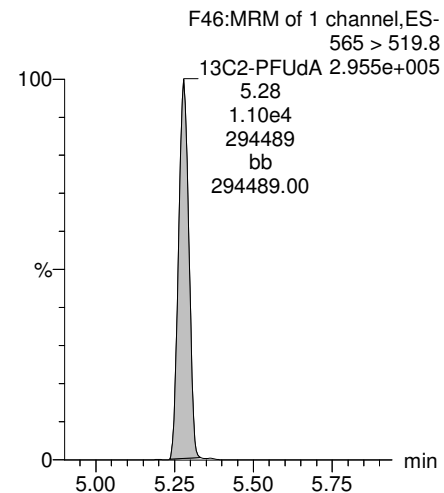
**N-EtFOSAA**



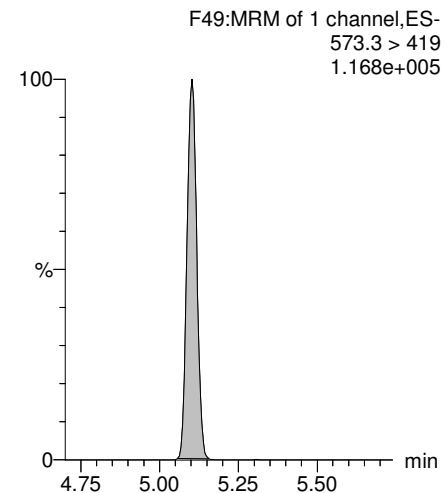
**PFDaA**



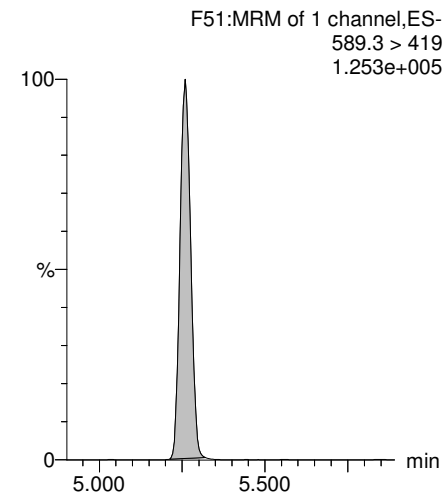
**13C2-PFUdA**



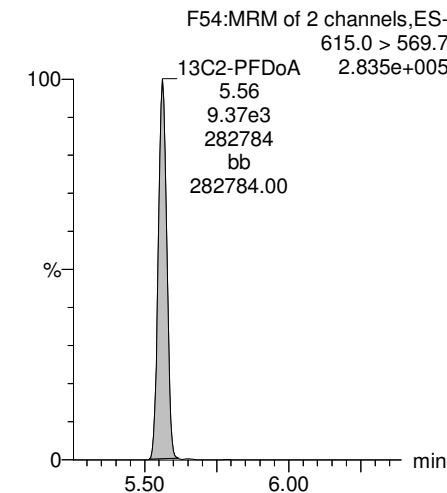
**d3-N-MeFOSAA**



**d5-N-EtFOSAA**



**13C2-PFDaA**

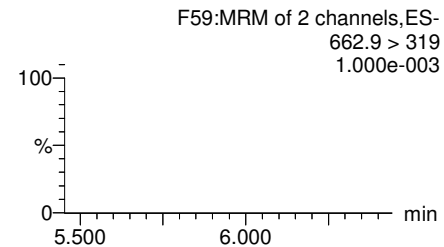
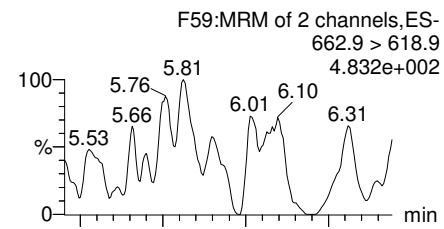


Dataset: Z:\Projects\PFAS.PRO\Results\180222M1\180222M1-104.qld

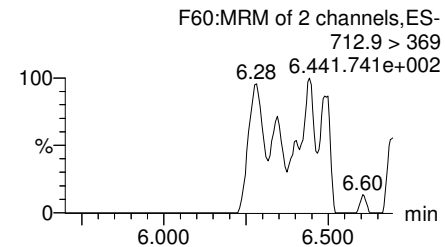
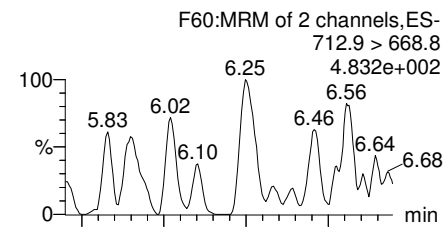
Last Altered: Saturday, March 10, 2018 11:48:20 Pacific Standard Time  
Printed: Saturday, March 10, 2018 11:49:01 Pacific Standard Time

Name: 180222M1\_104, Date: 23-Feb-2018, Time: 10:09:05, ID: 1800284-08 OF-RW11-0218 0.11113, Description: OF-RW11-0218

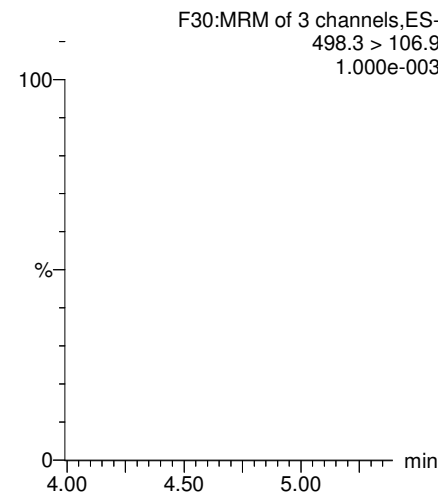
**PFTrDA**



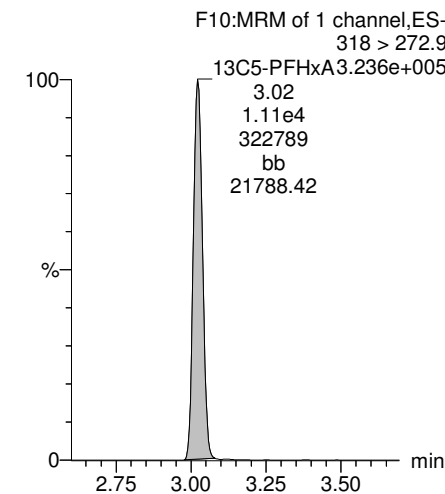
**PFTeDA**



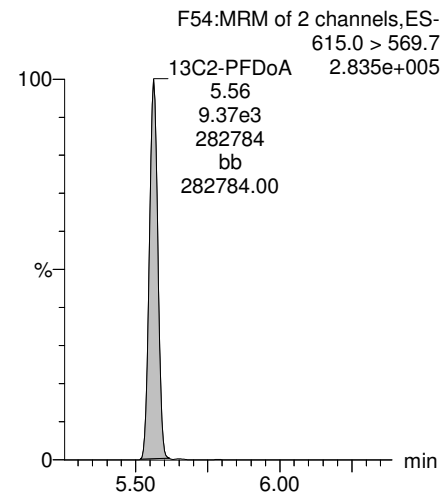
**TCDA**



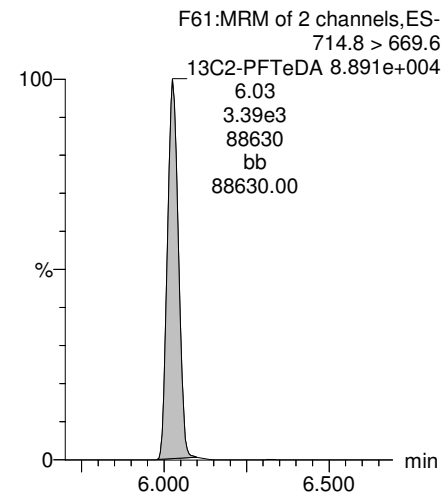
**13C5-PFHxA**



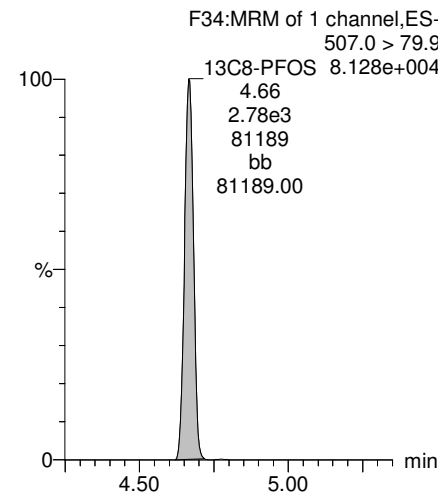
**13C2-PFDoA**



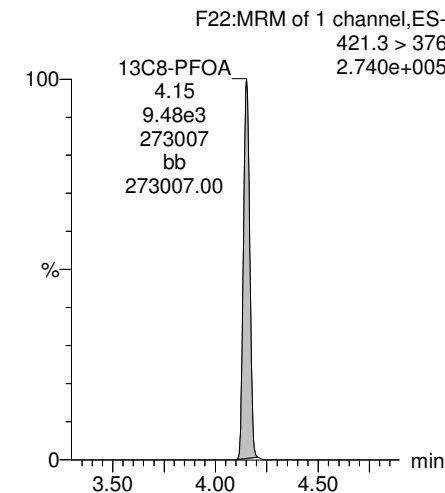
**13C2-PFTeDA**



**13C8-PFOS**



**13C8-PFOA**



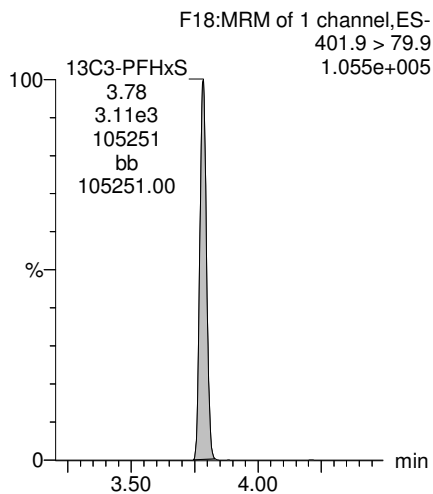
Dataset: Z:\Projects\PFAS.PRO\Results\180222M1\180222M1-104.qld

Last Altered: Saturday, March 10, 2018 11:48:20 Pacific Standard Time

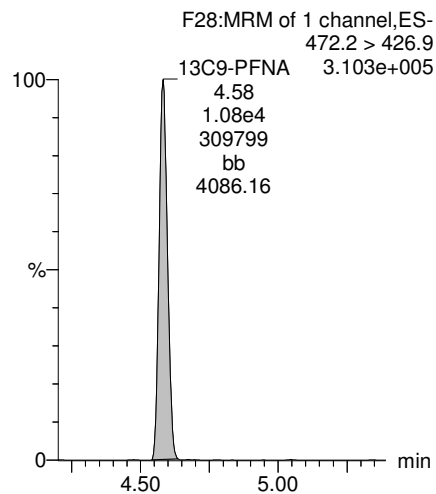
Printed: Saturday, March 10, 2018 11:49:01 Pacific Standard Time

Name: 180222M1\_104, Date: 23-Feb-2018, Time: 10:09:05, ID: 1800284-08 OF-RW11-0218 0.11113, Description: OF-RW11-0218

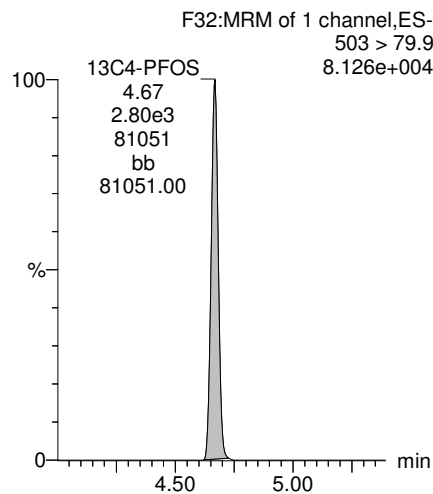
**13C3-PFHxS**



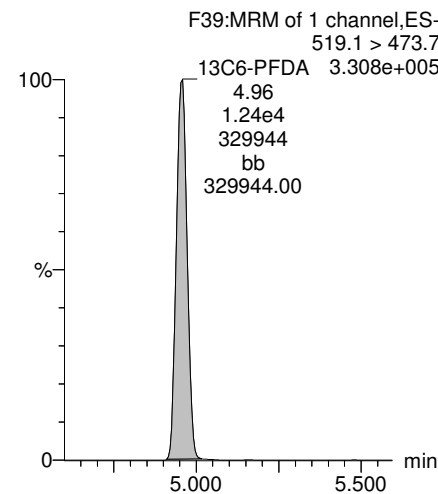
**13C9-PFNA**



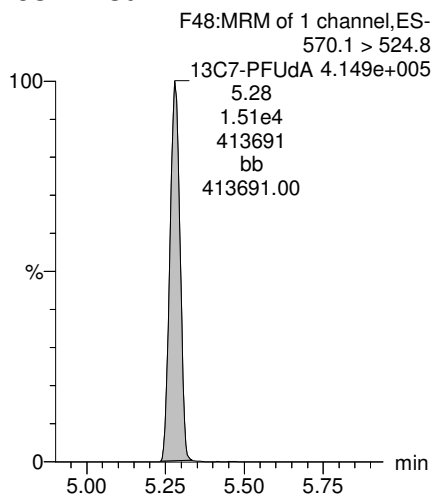
**13C4-PFOS**



**13C6-PFDA**



**13C7-PFUdA**



Dataset: Z:\Projects\PFAS.PRO\Results\180222M1\180222M1-105.qld

Last Altered: Saturday, March 10, 2018 11:51:51 Pacific Standard Time

Printed: Saturday, March 10, 2018 11:52:41 Pacific Standard Time

Method: F:\Projects\PFAS.PRO\MethDB\PFAS\_FULL\_80C\_022218.mdb 23 Feb 2018 08:58:55

Calibration: F:\Projects\PFAS.PRO\CurveDB\C18\_VAL-PFAS\_Q4\_02-22-18-FULL.cdb 23 Feb 2018 10:57:03

Name: 180222M1\_105, Date: 23-Feb-2018, Time: 10:20:35, ID: 1800284-09 OF-FB11-0218 0.1129, Description: OF-FB11-0218

	# Name	Trace	Area	IS Area	Wt./Vol.	RRF	Pred.RT	RT	y Axis Resp.	Conc.	%Rec
1	3 PFBS	299.0 > 79.7		1.33e3	0.113		2.60				
2	5 PFHxA	313.2 > 268.9		2.89e3	0.113		3.19				
3	7 PFHpA	363.0 > 318.9		7.66e3	0.113		3.81				
4	8 L-PFHxS	398.9 > 79.6	4.71e-1	1.00e3	0.113		3.85	3.80	0.00589	0.3814	
5	11 L-PFOA	413 > 368.7		9.53e3	0.113		4.22				
6	14 PFNA	463.0 > 418.8		6.88e3	0.113		4.76				
7	16 L-PFOS	499 > 79.9		2.69e3	0.113		4.74				
8	18 PFDA	513 > 468.8		6.31e3	0.113		5.14				
9	21 N-MeFOSAA	570.1 > 419		2.76e3	0.113		5.29				
10	22 N-EtFOSAA	584.2 > 419		3.20e3	0.113		5.45				
11	23 PFUDa	563.0 > 518.9		6.62e3	0.113		5.46				

Dataset: Z:\Projects\PFAS.PRO\Results\180222M1\180222M1-105.qld

Last Altered: Saturday, March 10, 2018 11:51:51 Pacific Standard Time

Printed: Saturday, March 10, 2018 11:52:51 Pacific Standard Time

Method: F:\Projects\PFAS.PRO\MethDB\PFAS\_FULL\_80C\_022218.mdb 23 Feb 2018 08:58:55

Calibration: F:\Projects\PFAS.PRO\CurveDB\C18\_VAL-PFAS\_Q4\_02-22-18-FULL.cdb 23 Feb 2018 10:57:03

Name: 180222M1\_105, Date: 23-Feb-2018, Time: 10:20:35, ID: 1800284-09 OF-FB11-0218 0.1129, Description: OF-FB11-0218

#	Name	Trace	Area	IS Area	Wt./Vol.	RRF	Pred.RT	RT	y Axis Resp.	Conc.	%Rec
1	25 PFDa	612.9 > 569.0		6.01e3	0.113		5.74				
2	27 PFTDA	662.9 > 618.9		6.01e3	0.113		5.98				
3	28 PFTeDA	712.9 > 668.8		3.38e3	0.113		6.20				
4	36 13C3-PFBS	302. > 98.8	1.33e3	1.02e4	0.113	0.120	2.69	2.53	1.63	120.5051	108.8
5	37 13C2-PFHxA	315 > 269.8	2.89e3	1.02e4	0.113	0.760	3.19	3.03	3.55	41.3234	93.3
6	38 13C4-PFHpA	367.2 > 321.8	7.66e3	1.02e4	0.113	0.729	3.81	3.64	9.40	114.1837	103.1
7	39 18O2-PFHxS	403.0 > 102.6	1.00e3	3.11e3	0.113	0.367	3.96	3.79	4.02	97.0480	87.7
8	40 13C2-PFOA	414.9 > 369.7	9.53e3	1.01e4	0.113	1.225	4.33	4.16	11.8	84.9586	76.7
9	41 13C5-PFNA	468.2 > 422.9	6.88e3	1.03e4	0.113	0.936	4.76	4.59	8.38	79.2756	71.6
10	42 13C8-PFOA	506.1 > 77.7	1.09e3	1.13e4	0.113	0.235	4.83	4.65	1.20	45.3259	40.9
11	43 13C8-PFOS	507.0 > 79.9	2.69e3	2.71e3	0.113	1.018	4.84	4.67	12.4	108.0416	97.6
12	44 13C2-PFDA	515.1 > 469.9	6.31e3	9.40e3	0.113	0.977	5.14	4.96	8.39	76.0433	68.7
13	45 d3-N-MeFOSAA	573.3 > 419	2.76e3	1.13e4	0.113	0.405	5.29	5.11	3.05	66.7535	60.3
14	46 d5-N-EtFOSAA	589.3 > 419	3.20e3	1.13e4	0.113	0.419	5.45	5.26	3.53	74.6510	67.4
15	47 13C2-PFUdA	565 > 519.8	6.62e3	1.13e4	0.113	1.045	5.46	5.28	7.30	61.9254	55.9
16	48 13C2-PFDoA	615.0 > 569.7	6.01e3	1.13e4	0.113	0.832	5.74	5.57	6.63	70.5658	63.7
17	49 d3-N-MeFOSA	515.2 > 168.9		1.13e4	0.113	0.109	5.84				
18	50 13C2-PFTeDA	714.8 > 669.6	3.38e3	1.13e4	0.113	0.313	6.20	6.03	3.73	105.5056	95.3
19	51 d5-N-ETFOSA	531.1 > 168.9		1.13e4	0.113	0.160	6.22				
20	52 13C2-PFHxDA	815 > 769.7	2.94e3	1.13e4	0.113	0.648	6.51	6.38	3.25	44.3797	100.2
21	53 d7-N-MeFOSE	623.1 > 58.9		1.13e4	0.113	0.150	6.31				
22	54 d9-N-EtFOSE	639.2 > 58.8		1.13e4	0.113	0.142	6.45				
23	55 13C4-PFBA	217. > 171.8	7.85e3	7.85e3	0.113	1.000	1.46	1.29	12.5	110.7174	100.0
24	56 13C5-PFHxA	318 > 272.9	1.02e4	1.02e4	0.113	1.000	3.19	3.03	12.5	110.7174	100.0
25	57 13C3-PFHxS	401.9 > 79.9	3.11e3	3.11e3	0.113	1.000	3.96	3.78	12.5	110.7174	100.0
26	58 13C8-PFOA	421.3 > 376	1.01e4	1.01e4	0.113	1.000	4.33	4.15	12.5	110.7174	100.0
27	59 13C9-PFNA	472.2 > 426.9	1.03e4	1.03e4	0.113	1.000	4.70	4.59	12.5	110.7174	100.0
28	60 13C4-PFOS	503 > 79.9	2.71e3	2.71e3	0.113	1.000	4.84	4.67	12.5	110.7174	100.0
29	61 13C6-PFDA	519.1 > 473.7	9.40e3	9.40e3	0.113	1.000	5.14	4.96	12.5	110.7174	100.0
30	62 13C7-PFUdA	570.1 > 524.8	1.13e4	1.13e4	0.113	1.000	5.46	5.28	12.5	110.7174	100.0
31	63 Total PFHxS	398.9 > 79.6	4.71e-1	1.00e3	0.113		3.85		0.00589	0.3814	
32	64 Total PFOA	413 > 368.7	0.00e0	9.53e3	0.113		4.21		0.000		

GM for AD 3/10/2018

Dataset: Z:\Projects\PFAS.PRO\Results\180222M1\180222M1-105.qld

Last Altered: Saturday, March 10, 2018 11:51:51 Pacific Standard Time

Printed: Saturday, March 10, 2018 11:52:51 Pacific Standard Time

Name: 180222M1\_105, Date: 23-Feb-2018, Time: 10:20:35, ID: 1800284-09 OF-FB11-0218 0.1129, Description: OF-FB11-0218

	# Name	Trace	Area	IS Area	Wt./Vol.	RRF	Pred.RT	RT	y Axis Resp.	Conc.	%Rec
33	65 Total PFOS	499 > 79.9	0.00e0	2.69e3	0.113		4.73		0.000		
34	66 Total N-MeFOSAA	570.1 > 419	0.00e0	2.76e3	0.113		5.29		0.000		
35	67 Total N-EtFOSAA	584.2 > 419	0.00e0	3.20e3	0.113		5.45		0.000		



Dataset: Z:\Projects\PFAS.PRO\Results\180222M1\180222M1-105.qld

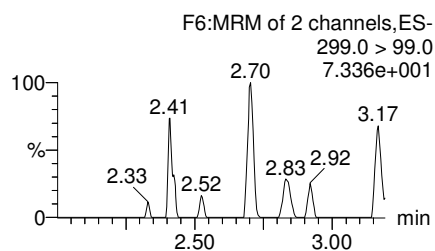
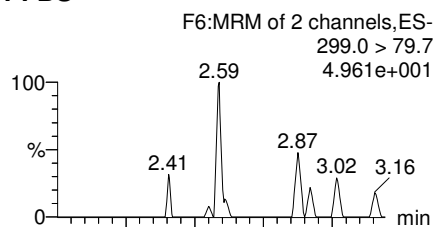
Last Altered: Saturday, March 10, 2018 11:51:51 Pacific Standard Time  
Printed: Saturday, March 10, 2018 11:52:51 Pacific Standard Time

Method: F:\Projects\PFAS.PRO\MethDB\PFAS\_FULL\_80C\_022218.mdb 23 Feb 2018 08:58:55

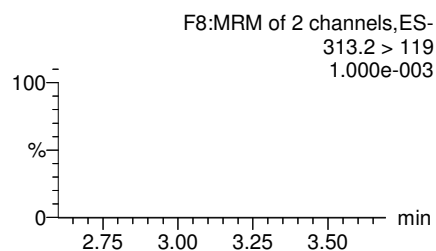
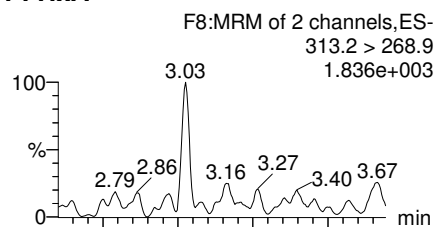
Calibration: F:\Projects\PFAS.PRO\CurveDB\C18\_VAL-PFAS\_Q4\_02-22-18-FULL.cdb 23 Feb 2018 10:57:03

Name: 180222M1\_105, Date: 23-Feb-2018, Time: 10:20:35, ID: 1800284-09 OF-FB11-0218 0.1129, Description: OF-FB11-0218

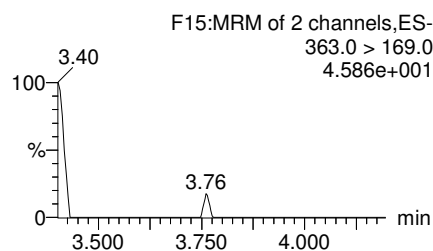
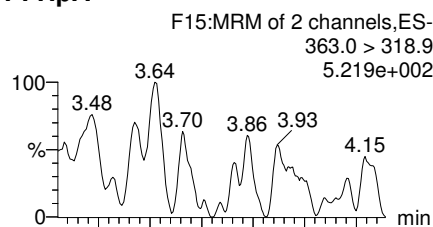
**PFBS**



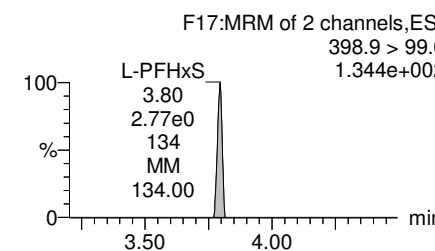
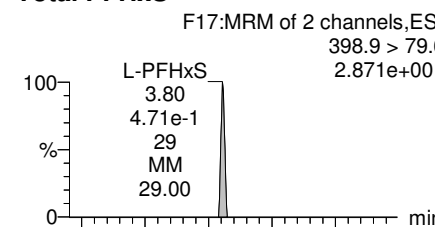
**PFHxA**



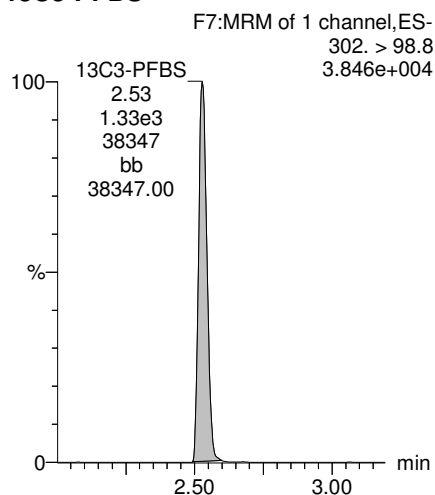
**PFHpA**



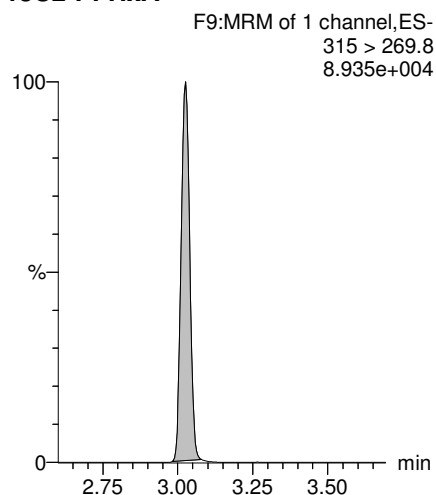
**Total PFHxS**



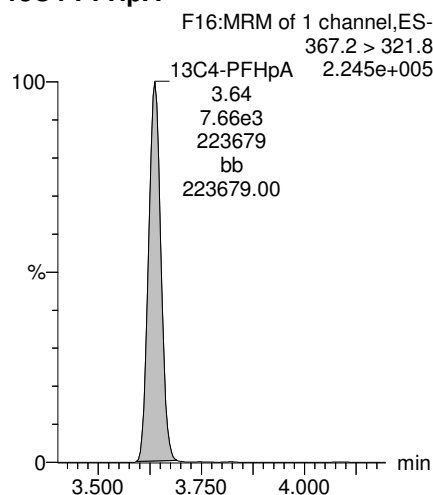
**13C3-PFBS**



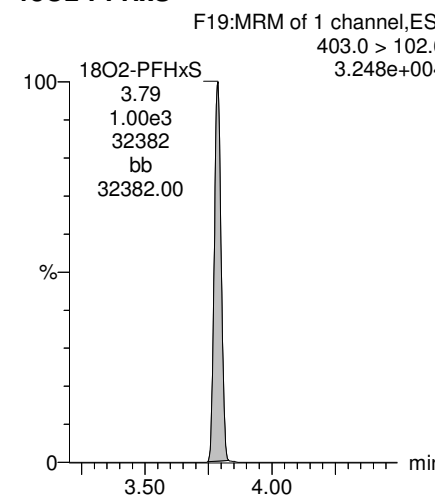
**13C2-PFHxA**



**13C4-PFHpA**



**18O2-PFHxS**

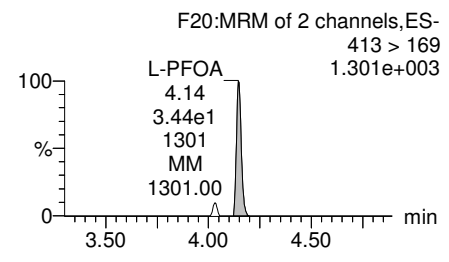
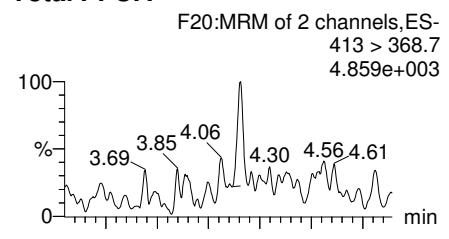


Dataset: Z:\Projects\PFAS.PRO\Results\180222M1\180222M1-105.qld

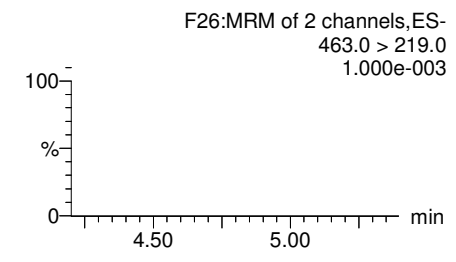
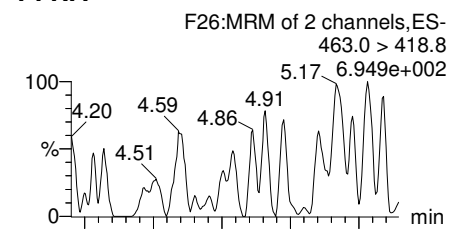
Last Altered: Saturday, March 10, 2018 11:51:51 Pacific Standard Time  
Printed: Saturday, March 10, 2018 11:52:51 Pacific Standard Time

Name: 180222M1\_105, Date: 23-Feb-2018, Time: 10:20:35, ID: 1800284-09 OF-FB11-0218 0.1129, Description: OF-FB11-0218

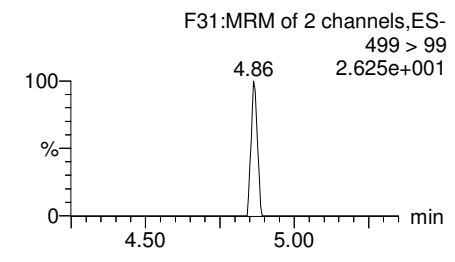

**Total PFOA**



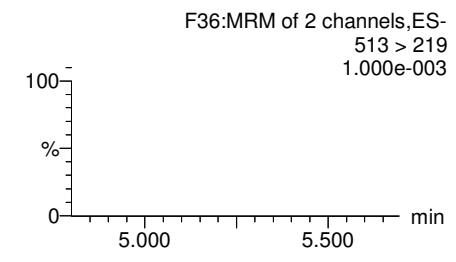
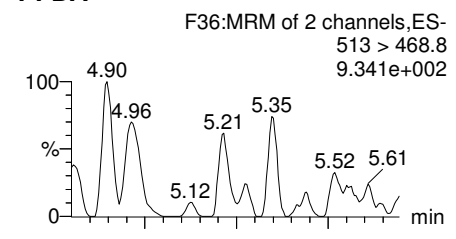
**PFNA**



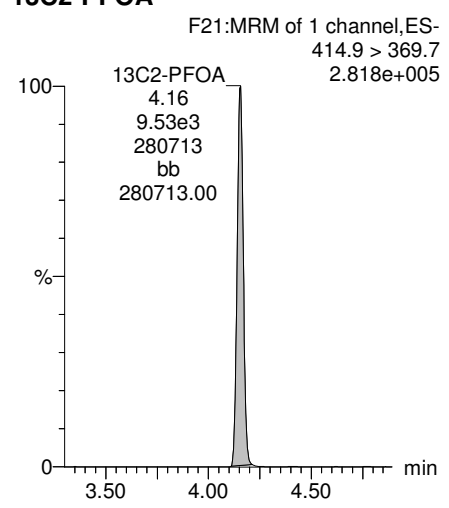
**Total PFOS**



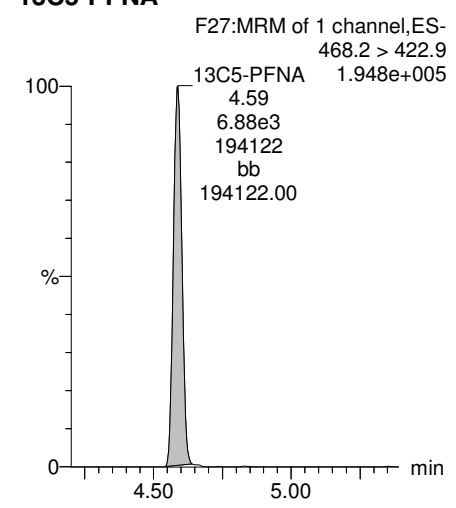
**PFDA**



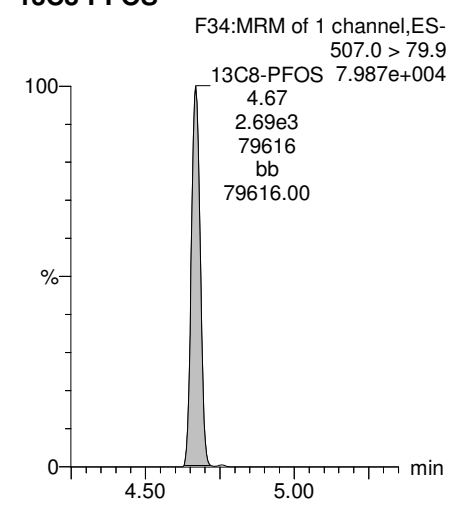
**13C2-PFOA**



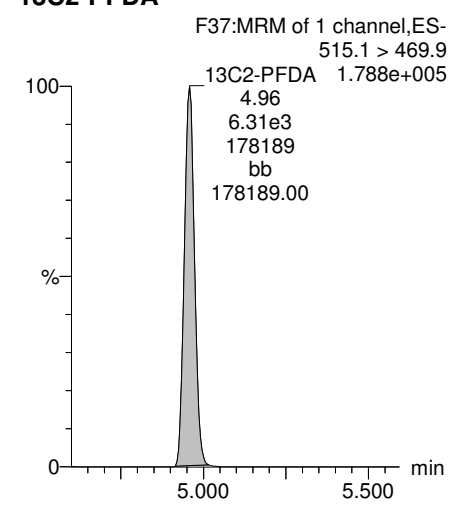
**13C5-PFNA**



**13C8-PFOS**



**13C2-PFDA**



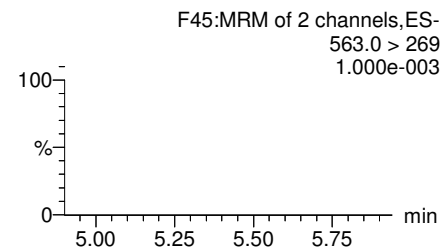
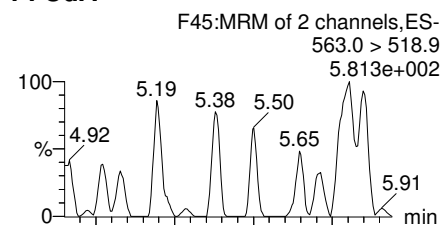
Dataset: Z:\Projects\PFAS.PRO\Results\180222M1\180222M1-105.qld

Last Altered: Saturday, March 10, 2018 11:51:51 Pacific Standard Time

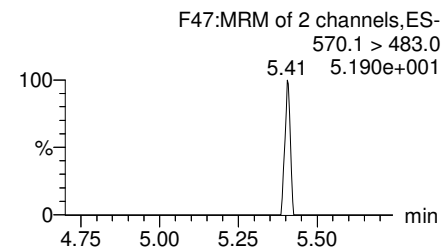
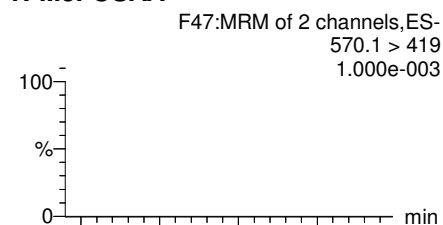
Printed: Saturday, March 10, 2018 11:52:51 Pacific Standard Time

Name: 180222M1\_105, Date: 23-Feb-2018, Time: 10:20:35, ID: 1800284-09 OF-FB11-0218 0.1129, Description: OF-FB11-0218

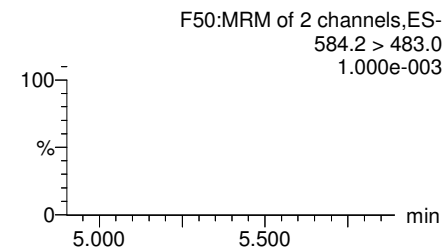
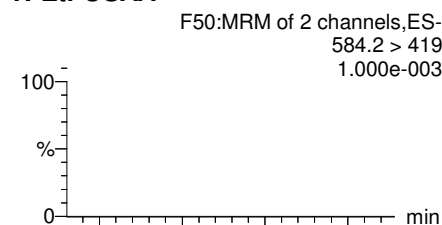
**PFUdA**



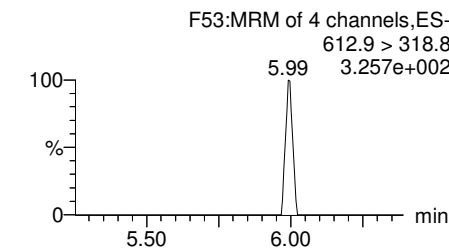
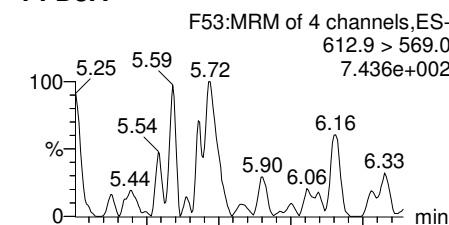
**N-MeFOSAA**



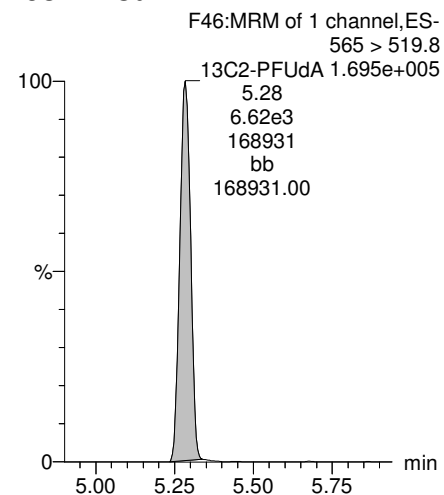
**N-EtFOSAA**



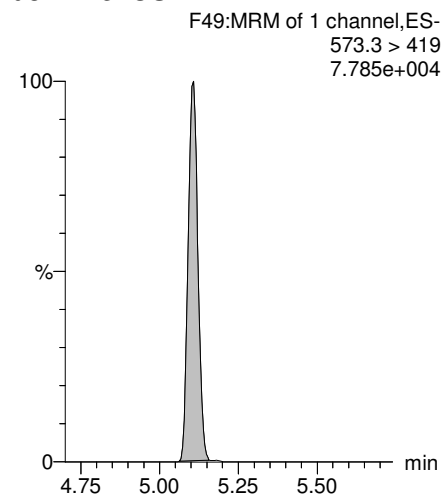
**PFDoA**



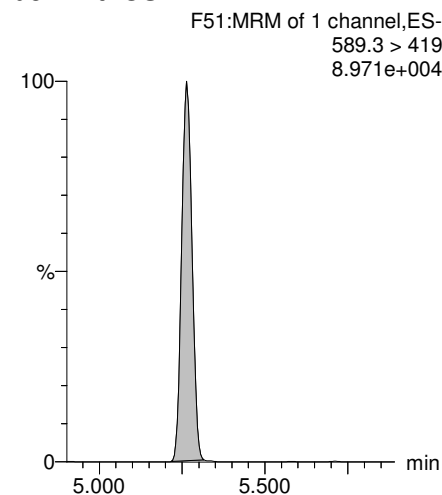
**13C2-PFUdA**



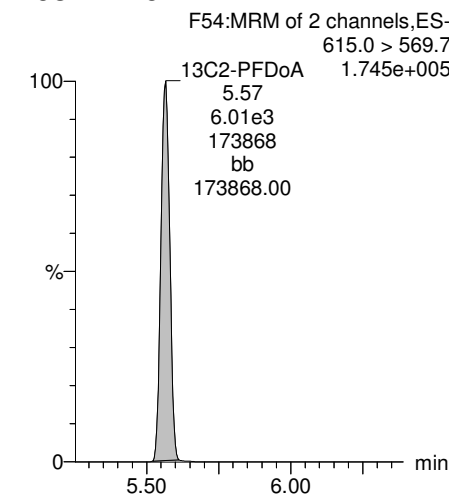
**d3-N-MeFOSAA**



**d5-N-EtFOSAA**



**13C2-PFDoA**

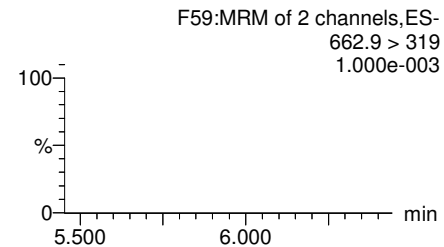
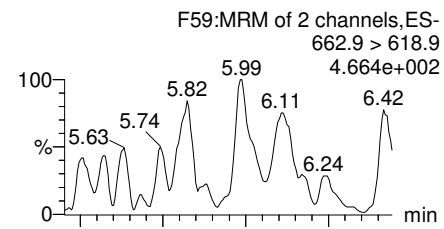


Dataset: Z:\Projects\PFAS.PRO\Results\180222M1\180222M1-105.qld

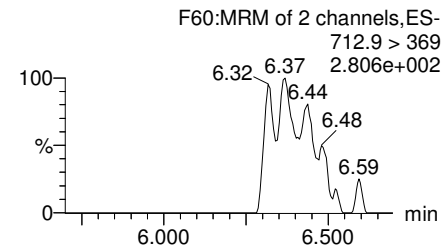
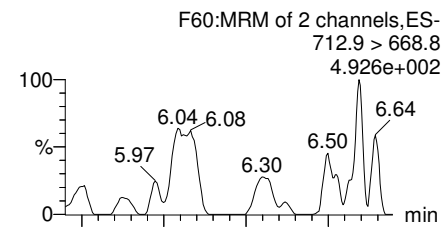
Last Altered: Saturday, March 10, 2018 11:51:51 Pacific Standard Time  
Printed: Saturday, March 10, 2018 11:52:51 Pacific Standard Time

Name: 180222M1\_105, Date: 23-Feb-2018, Time: 10:20:35, ID: 1800284-09 OF-FB11-0218 0.1129, Description: OF-FB11-0218

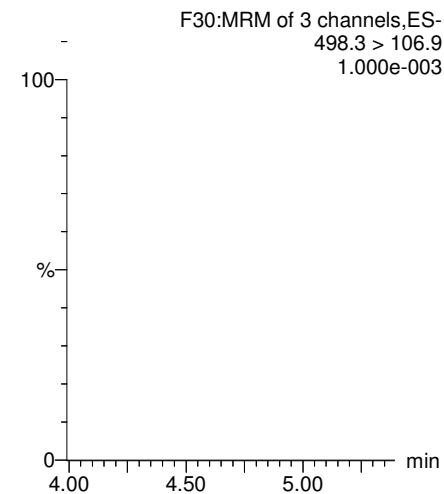
**PFTrDA**



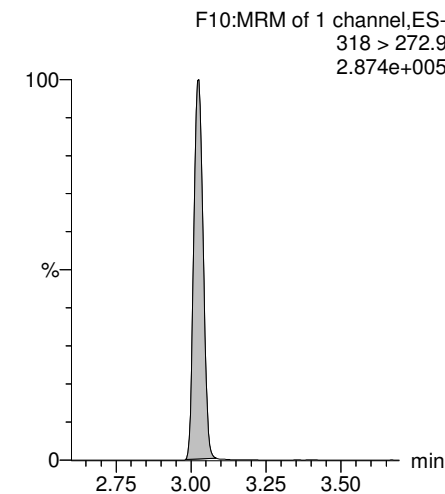
**PFTeDA**



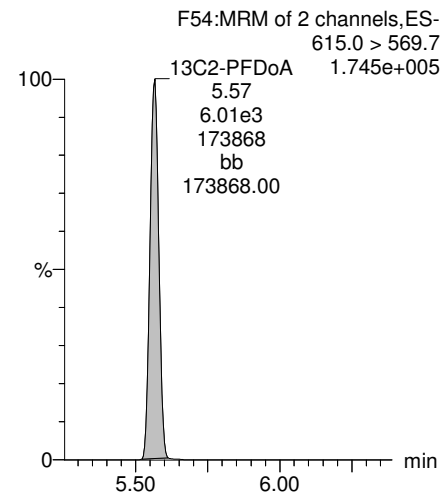
**TCDA**



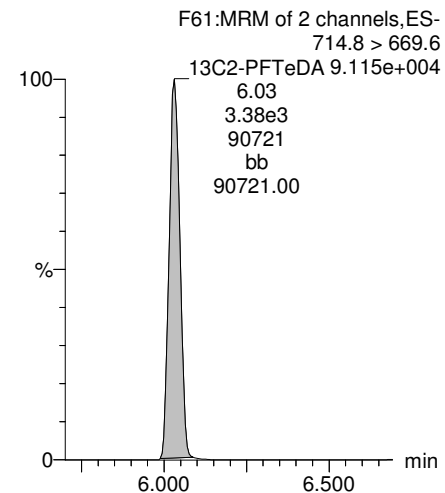
**13C5-PFHxA**



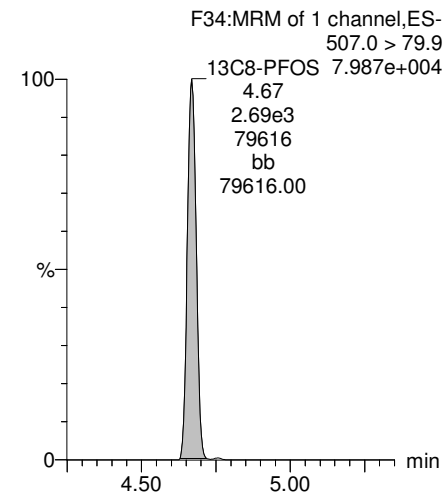
**13C2-PFDoA**



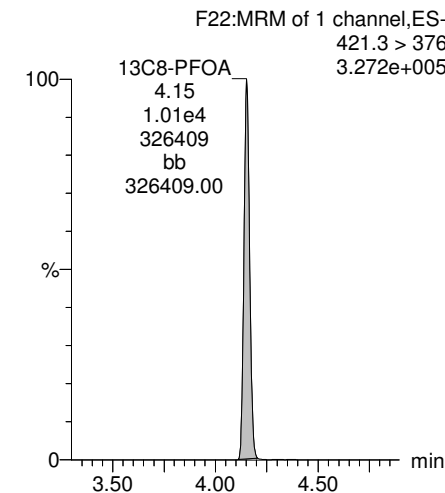
**13C2-PFTeDA**



**13C8-PFOS**



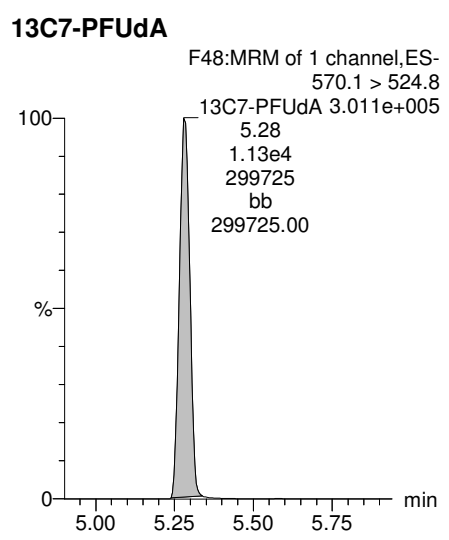
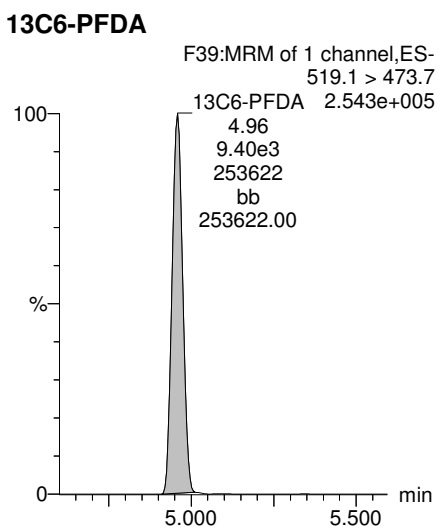
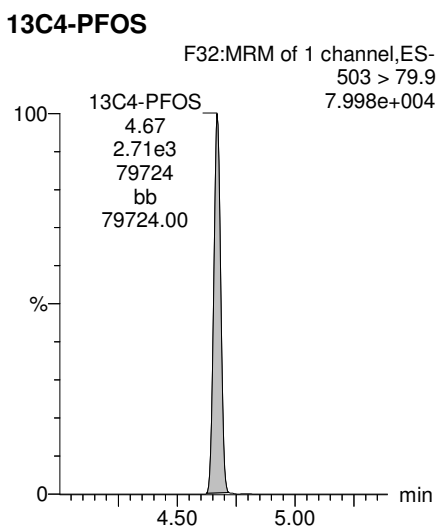
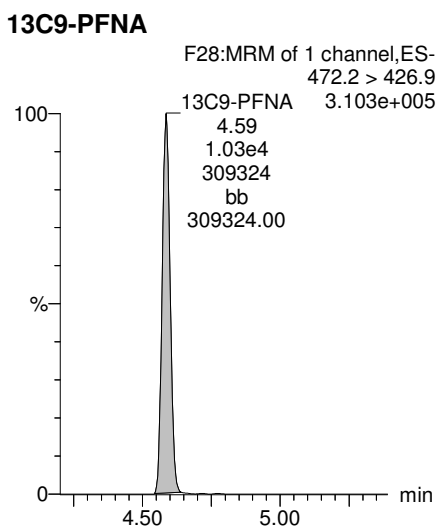
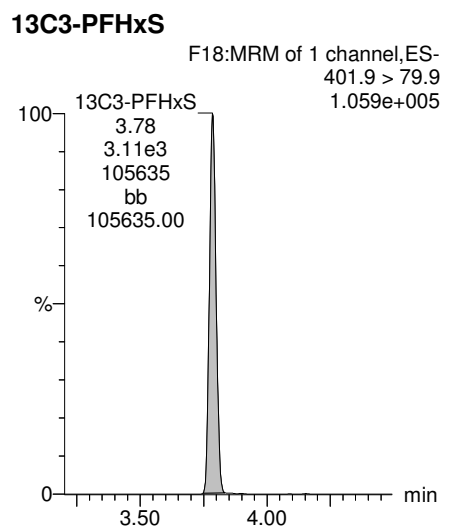
**13C8-PFOA**



Dataset: Z:\Projects\PFAS.PRO\Results\180222M1\180222M1-105.qld

Last Altered: Saturday, March 10, 2018 11:51:51 Pacific Standard Time  
Printed: Saturday, March 10, 2018 11:52:51 Pacific Standard Time

Name: 180222M1\_105, Date: 23-Feb-2018, Time: 10:20:35, ID: 1800284-09 OF-FB11-0218 0.1129, Description: OF-FB11-0218



Dataset: F:\Projects\PFAS.PRO\Results\180222M1\180222M1-106.qld

Last Altered: Sunday, February 25, 2018 15:03:41 Pacific Standard Time

Printed: Sunday, February 25, 2018 15:04:45 Pacific Standard Time

Method: F:\Projects\PFAS.PRO\MethDB\PFAS\_FULL\_80C\_022218.mdb 23 Feb 2018 08:58:55

Calibration: F:\Projects\PFAS.PRO\CurveDB\C18\_VAL-PFAS\_Q4\_02-22-18-FULL.cdb 23 Feb 2018 10:57:03

Name: 180222M1\_106, Date: 23-Feb-2018, Time: 10:32:04, ID: 1800284-10 OF-RW25-0218 0.11538, Description: OF-RW25-0218

	# Name	Trace	Area	IS Area	Wt./Vol.	RRF	Pred.RT	RT	y Axis Resp.	Conc.	%Rec
1	3 PFBS	299.0 > 79.7		1.41e3	0.115		2.60				
2	5 PFHxA	313.2 > 268.9		2.97e3	0.115		3.19				
3	7 PFHpA	363.0 > 318.9		7.51e3	0.115		3.81				
4	8 L-PFHxS	398.9 > 79.6		1.03e3	0.115		3.85				
5	11 L-PFOA	413 > 368.7	1.46e2	1.18e4	0.115		4.22	4.15	0.155	0.5977	
6	14 PFNA	463.0 > 418.8		9.12e3	0.115		4.76				
7	16 L-PFOS	499 > 79.9		3.08e3	0.115		4.74				
8	18 PFDA	513 > 468.8		8.92e3	0.115		5.14				
9	21 N-MeFOSAA	570.1 > 419		4.41e3	0.115		5.29				
10	22 N-EtFOSAA	584.2 > 419		3.92e3	0.115		5.45				
11	23 PFUdA	563.0 > 518.9		9.80e3	0.115		5.46				

Dataset: F:\Projects\PFAS.PRO\Results\180222M1\180222M1-106.qld

Last Altered: Sunday, February 25, 2018 15:03:41 Pacific Standard Time

Printed: Sunday, February 25, 2018 15:04:58 Pacific Standard Time

Method: F:\Projects\PFAS.PRO\MethDB\PFAS\_FULL\_80C\_022218.mdb 23 Feb 2018 08:58:55

Calibration: F:\Projects\PFAS.PRO\CurveDB\C18\_VAL-PFAS\_Q4\_02-22-18-FULL.cdb 23 Feb 2018 10:57:03

Name: 180222M1\_106, Date: 23-Feb-2018, Time: 10:32:04, ID: 1800284-10 OF-RW25-0218 0.11538, Description: OF-RW25-0218

#	Name	Trace	Area	IS Area	Wt./Vol.	RRF	Pred.RT	RT	y Axis Resp.	Conc.	%Rec	
1	25	PFDa	612.9 > 569.0	7.88e3	0.115		5.74					
2	27	PFTDA	662.9 > 618.9	7.88e3	0.115		5.98					
3	28	PFTeDA	712.9 > 668.8	3.92e3	0.115		6.20					
4	36	13C3-PFBS	302. > 98.8	1.41e3	1.18e4	0.115	0.120	2.69	2.53	1.49	107.4312	99.2
5	37	13C2-PFHxA	315 > 269.8	2.97e3	1.18e4	0.115	0.760	3.19	3.02	3.15	35.9372	82.9
6	38	13C4-PFHpA	367.2 > 321.8	7.51e3	1.18e4	0.115	0.729	3.81	3.63	7.96	94.5822	87.3
7	39	18O2-PFHxS	403.0 > 102.6	1.03e3	3.00e3	0.115	0.367	3.96	3.78	4.31	101.7895	94.0
8	40	13C2-PFOA	414.9 > 369.7	1.18e4	1.11e4	0.115	1.225	4.33	4.15	13.3	94.0261	86.8
9	41	13C5-PFNA	468.2 > 422.9	9.12e3	1.22e4	0.115	0.936	4.76	4.58	9.31	86.2142	79.6
10	42	13C8-PFOSA	506.1 > 77.7	1.73e3	1.32e4	0.115	0.235	4.83	4.64	1.64	60.4131	55.8
11	43	13C8-PFOS	507.0 > 79.9	3.08e3	2.75e3	0.115	1.018	4.84	4.66	14.0	119.2176	110.0
12	44	13C2-PFDA	515.1 > 469.9	8.92e3	1.11e4	0.115	0.977	5.14	4.95	10.0	88.8412	82.0
13	45	d3-N-MeFOSAA	573.3 > 419	4.41e3	1.32e4	0.115	0.405	5.29	5.10	4.17	89.2937	82.4
14	46	d5-N-EtFOSAA	589.3 > 419	3.92e3	1.32e4	0.115	0.419	5.45	5.26	3.70	76.6638	70.8
15	47	13C2-PFUdA	565 > 519.8	9.80e3	1.32e4	0.115	1.045	5.46	5.28	9.26	76.8165	70.9
16	48	13C2-PFDoA	615.0 > 569.7	7.88e3	1.32e4	0.115	0.832	5.74	5.56	7.45	77.5466	71.6
17	49	d3-N-MeFOSA	515.2 > 168.9		1.32e4	0.115	0.109	5.84				
18	50	13C2-PFTeDA	714.8 > 669.6	3.92e3	1.32e4	0.115	0.313	6.20	6.03	3.71	102.5447	94.7
19	51	d5-N-ETFOSA	531.1 > 168.9		1.32e4	0.115	0.160	6.22				
20	52	13C2-PFHxDA	815 > 769.7	2.76e3	1.32e4	0.115	0.648	6.51	6.38	2.61	34.8831	80.5
21	53	d7-N-MeFOSE	623.1 > 58.9		1.32e4	0.115	0.150	6.31				
22	54	d9-N-EtFOSE	639.2 > 58.8		1.32e4	0.115	0.142	6.45				
23	55	13C4-PFBA	217. > 171.8	9.09e3	9.09e3	0.115	1.000	1.46	1.31	12.5	108.3377	100.0
24	56	13C5-PFHxA	318 > 272.9	1.18e4	1.18e4	0.115	1.000	3.19	3.02	12.5	108.3377	100.0
25	57	13C3-PFHxS	401.9 > 79.9	3.00e3	3.00e3	0.115	1.000	3.96	3.78	12.5	108.3377	100.0
26	58	13C8-PFOA	421.3 > 376	1.11e4	1.11e4	0.115	1.000	4.33	4.15	12.5	108.3377	100.0
27	59	13C9-PFNA	472.2 > 426.9	1.22e4	1.22e4	0.115	1.000	4.70	4.58	12.5	108.3377	100.0
28	60	13C4-PFOS	503 > 79.9	2.75e3	2.75e3	0.115	1.000	4.84	4.66	12.5	108.3377	100.0
29	61	13C6-PFDA	519.1 > 473.7	1.11e4	1.11e4	0.115	1.000	5.14	4.95	12.5	108.3377	100.0
30	62	13C7-PFUdA	570.1 > 524.8	1.32e4	1.32e4	0.115	1.000	5.46	5.28	12.5	108.3377	100.0
31	63	Total PFHxS	398.9 > 79.6	0.00e0	1.03e3	0.115		3.85		0.000		
32	64	Total PFOA	413 > 368.7	1.46e2	1.18e4	0.115		4.21		0.155	0.5977	

AD 2/25/2018

Dataset: F:\Projects\PFAS.PRO\Results\180222M1\180222M1-106.qld

Last Altered: Sunday, February 25, 2018 15:03:41 Pacific Standard Time

Printed: Sunday, February 25, 2018 15:04:58 Pacific Standard Time

**Name: 180222M1\_106, Date: 23-Feb-2018, Time: 10:32:04, ID: 1800284-10 OF-RW25-0218 0.11538, Description: OF-RW25-0218**

	# Name	Trace	Area	IS Area	Wt./Vol.	RRF	Pred.RT	RT	y Axis Resp.	Conc.	%Rec
33	65 Total PFOS	499 > 79.9	0.00e0	3.08e3	0.115		4.73		0.000		
34	66 Total N-MeFOSAA	570.1 > 419	0.00e0	4.41e3	0.115		5.29		0.000		
35	67 Total N-EtFOSAA	584.2 > 419	0.00e0	3.92e3	0.115		5.45		0.000		



Dataset: F:\Projects\PFAS.PRO\Results\180222M1\180222M1-106.qld

Last Altered: Sunday, February 25, 2018 15:03:41 Pacific Standard Time

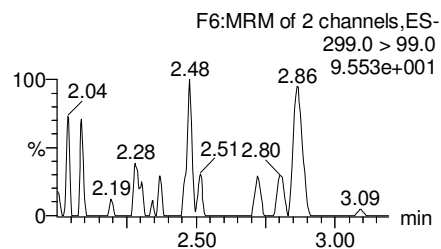
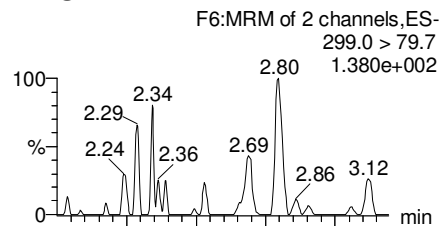
Printed: Sunday, February 25, 2018 15:04:58 Pacific Standard Time

Method: F:\Projects\PFAS.PRO\MethDB\PFAS\_FULL\_80C\_022218.mdb 23 Feb 2018 08:58:55

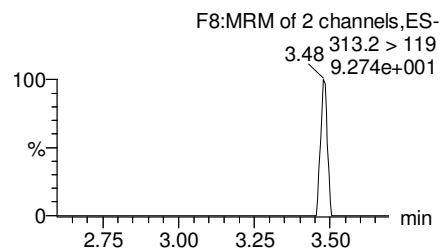
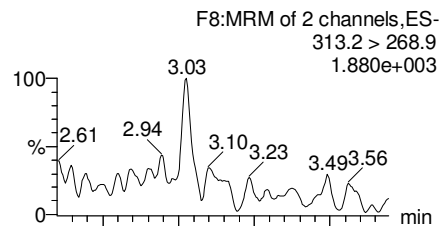
Calibration: F:\Projects\PFAS.PRO\CurveDB\C18\_VAL-PFAS\_Q4\_02-22-18-FULL.cdb 23 Feb 2018 10:57:03

Name: 180222M1\_106, Date: 23-Feb-2018, Time: 10:32:04, ID: 1800284-10 OF-RW25-0218 0.11538, Description: OF-RW25-0218

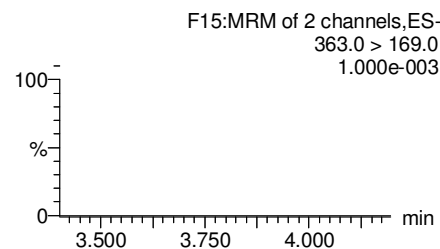
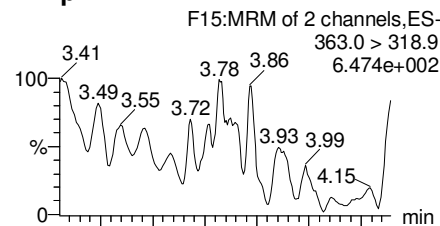
**PFBS**



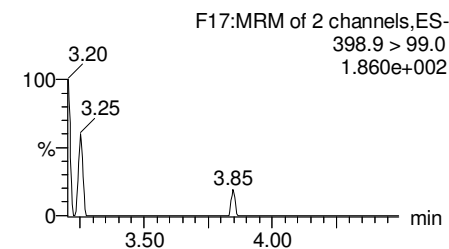
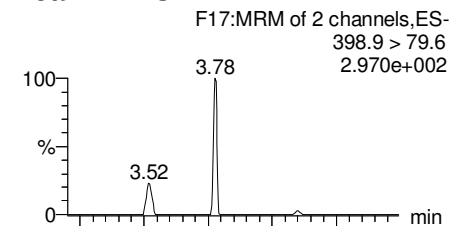
**PFHxA**



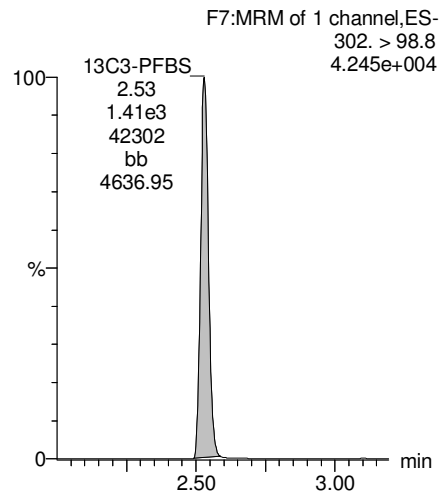
**PFHpA**



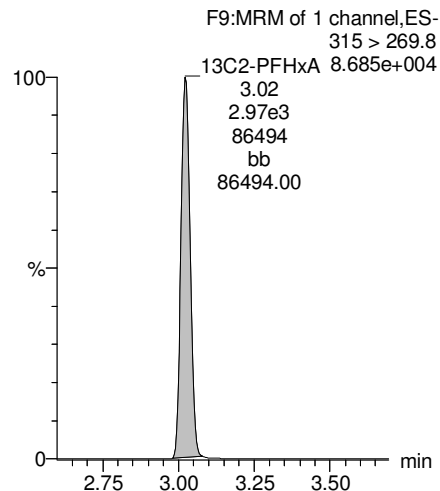
**Total PFHxS**



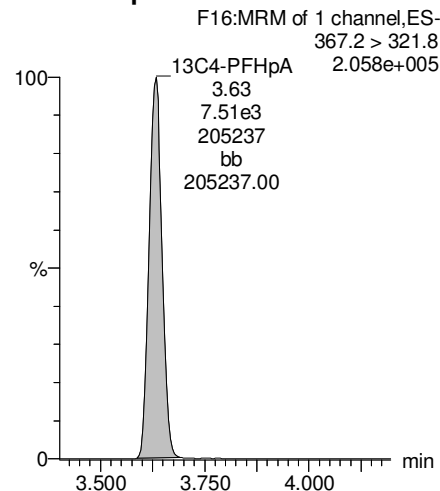
**13C3-PFBS**



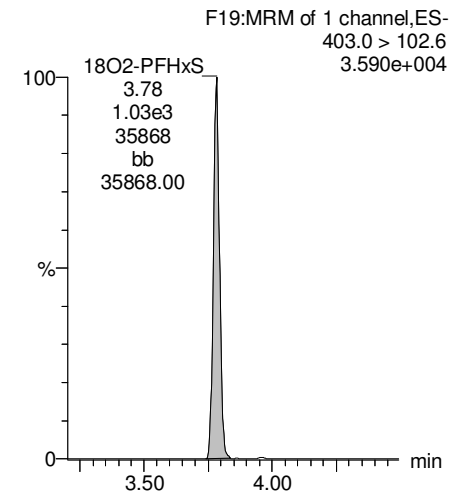
**13C2-PFHxA**



**13C4-PFHpA**



**18O2-PFHxS**



Dataset: F:\Projects\PFAS.PRO\Results\180222M1\180222M1-106.qld

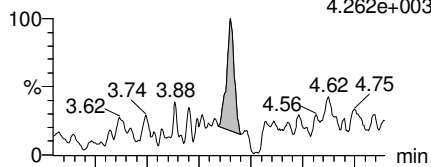
Last Altered: Sunday, February 25, 2018 15:03:41 Pacific Standard Time

Printed: Sunday, February 25, 2018 15:04:58 Pacific Standard Time

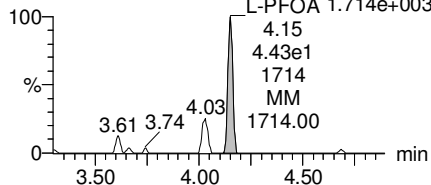
Name: 180222M1\_106, Date: 23-Feb-2018, Time: 10:32:04, ID: 1800284-10 OF-RW25-0218 0.11538, Description: OF-RW25-0218

**Total PFOA**

F20:MRM of 2 channels,ES-  
413 > 368.7  
4.262e+003

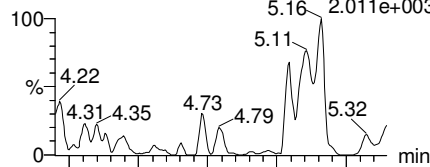


F20:MRM of 2 channels,ES-  
413 > 169  
L-PFOA 1.714e+003

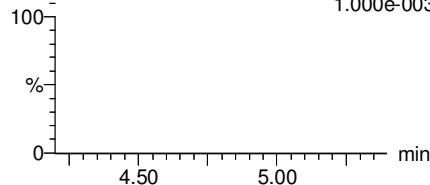


**PFNA**

F26:MRM of 2 channels,ES-  
463.0 > 418.8  
2.011e+003

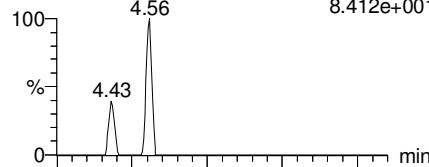


F26:MRM of 2 channels,ES-  
463.0 > 219.0  
1.000e-003

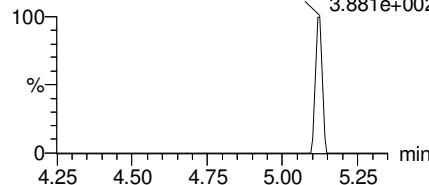


**Total PFOS**

F31:MRM of 2 channels,ES-  
499 > 79.9  
8.412e+001

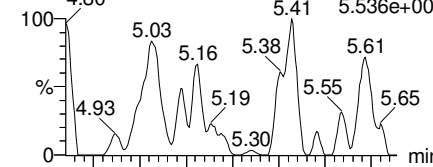


F31:MRM of 2 channels,ES-  
499 > 99  
3.881e+002

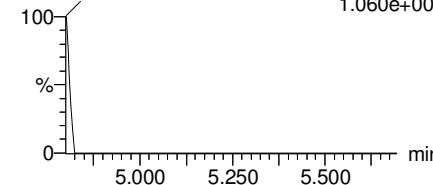


**PFDA**

F36:MRM of 2 channels,ES-  
513 > 468.8  
5.536e+002

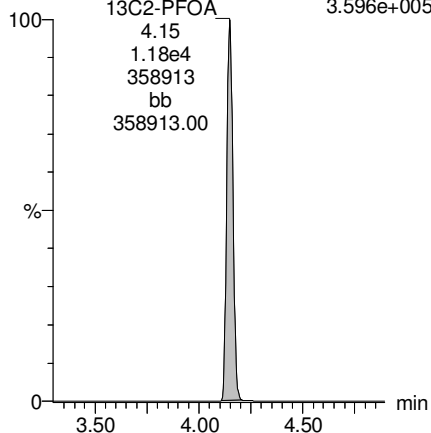


F36:MRM of 2 channels,ES-  
513 > 219  
1.060e+002



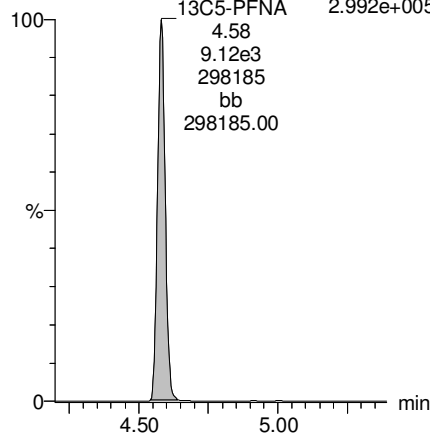
**13C2-PFOA**

F21:MRM of 1 channel,ES-  
414.9 > 369.7  
3.596e+005



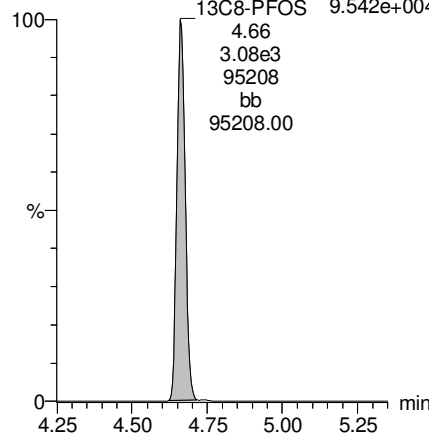
**13C5-PFNA**

F27:MRM of 1 channel,ES-  
468.2 > 422.9  
2.992e+005



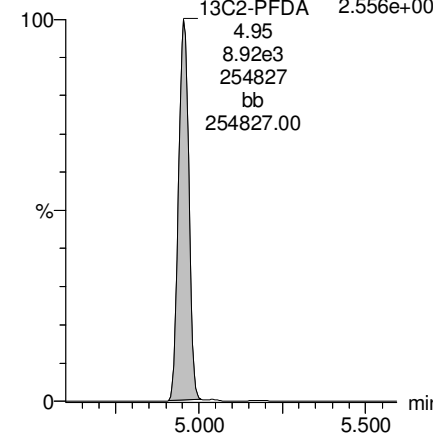
**13C8-PFOS**

F34:MRM of 1 channel,ES-  
507.0 > 79.9  
9.542e+004



**13C2-PFDA**

F37:MRM of 1 channel,ES-  
515.1 > 469.9  
2.556e+005



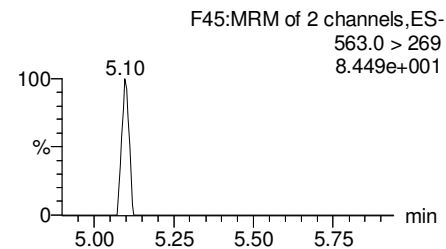
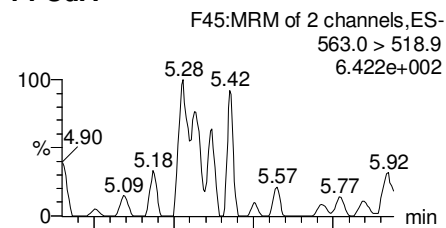
Dataset: F:\Projects\PFAS.PRO\Results\180222M1\180222M1-106.qld

Last Altered: Sunday, February 25, 2018 15:03:41 Pacific Standard Time

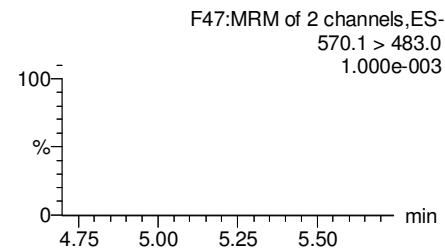
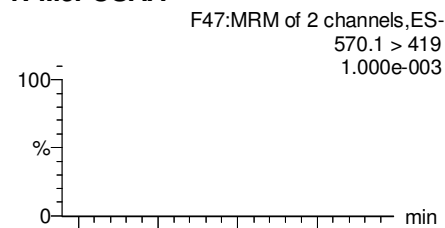
Printed: Sunday, February 25, 2018 15:04:58 Pacific Standard Time

Name: 180222M1\_106, Date: 23-Feb-2018, Time: 10:32:04, ID: 1800284-10 OF-RW25-0218 0.11538, Description: OF-RW25-0218

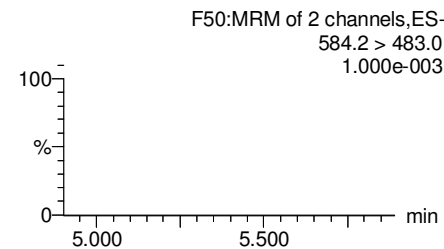
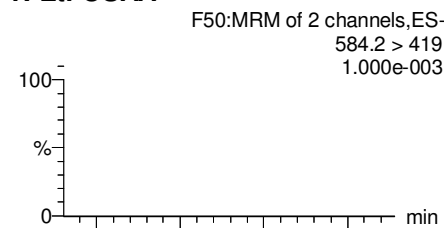
**PFUdA**



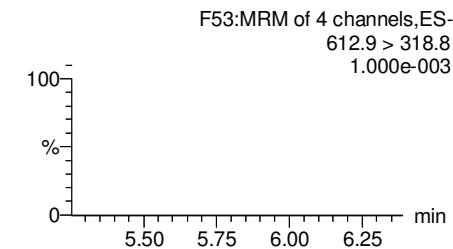
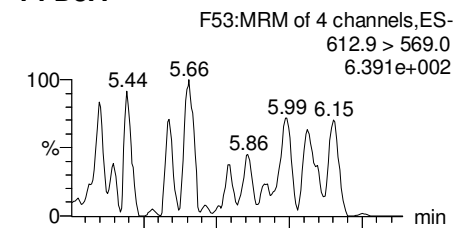
**N-MeFOSAA**



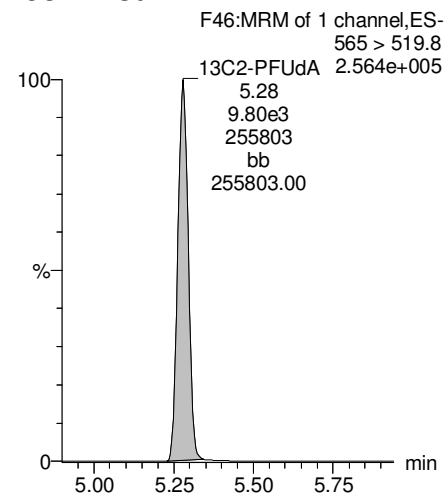
**N-EtFOSAA**



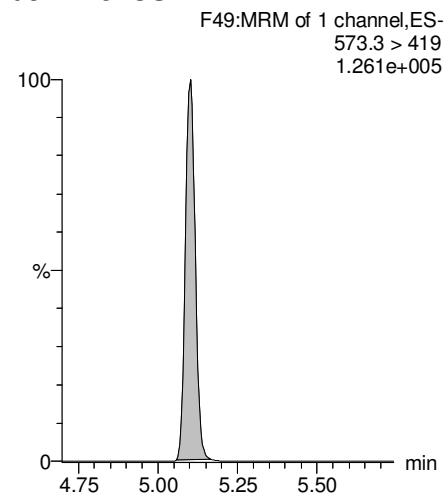
**PFDaA**



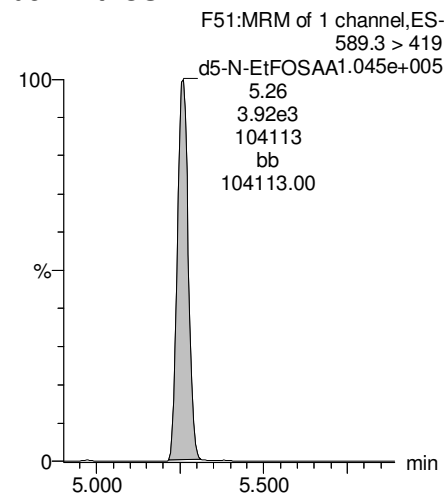
**13C2-PFUdA**



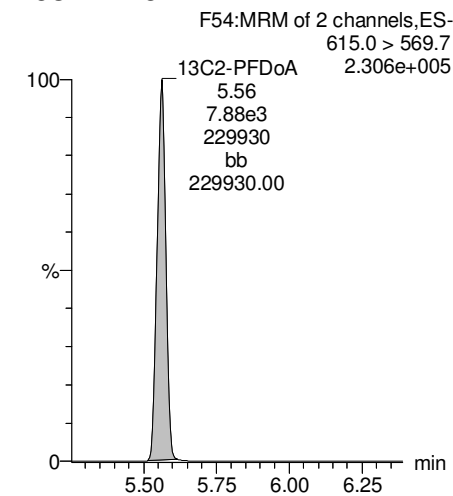
**d3-N-MeFOSAA**



**d5-N-EtFOSAA**



**13C2-PFDaA**



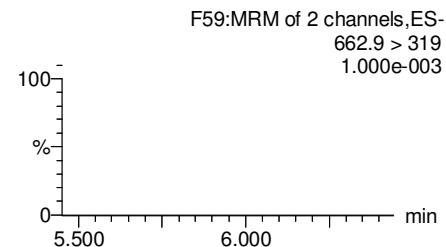
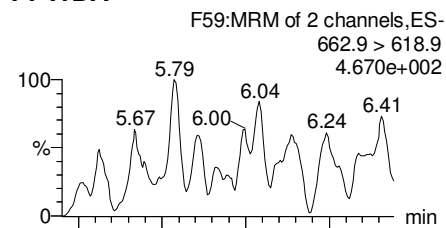
Dataset: F:\Projects\PFAS.PRO\Results\180222M1\180222M1-106.qld

Last Altered: Sunday, February 25, 2018 15:03:41 Pacific Standard Time

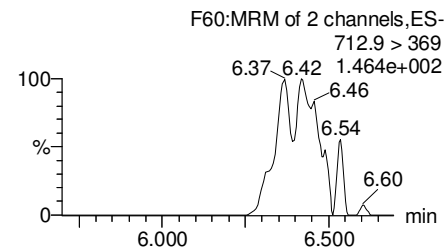
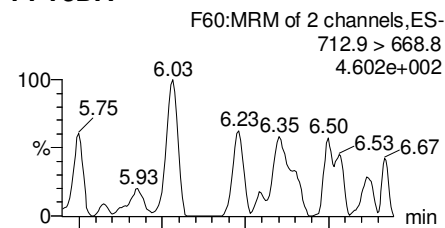
Printed: Sunday, February 25, 2018 15:04:58 Pacific Standard Time

Name: 180222M1\_106, Date: 23-Feb-2018, Time: 10:32:04, ID: 1800284-10 OF-RW25-0218 0.11538, Description: OF-RW25-0218

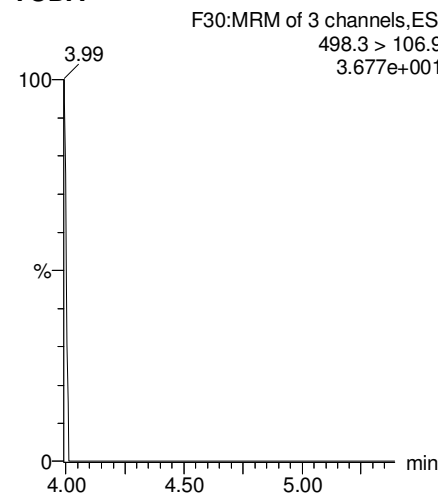
**PFTrDA**



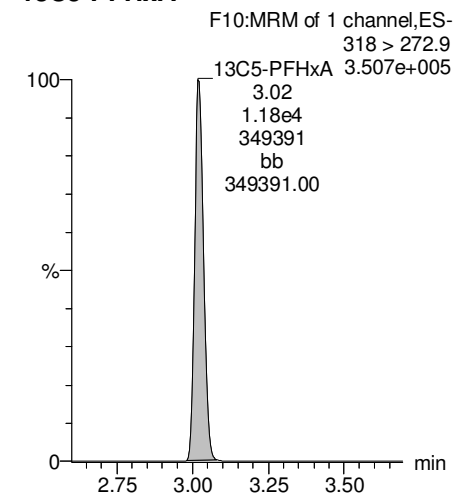
**PFTeDA**



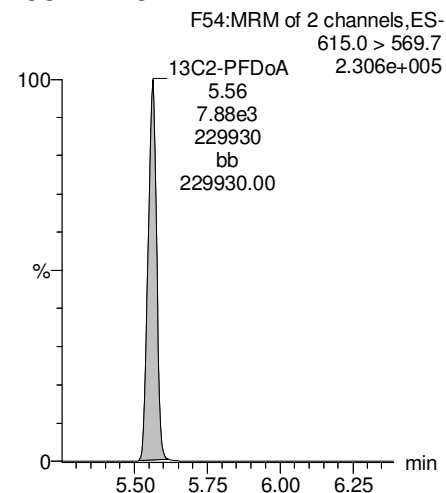
**TCDA**



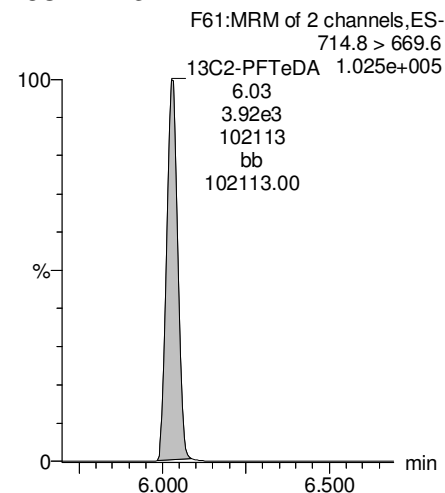
**13C5-PFHxA**



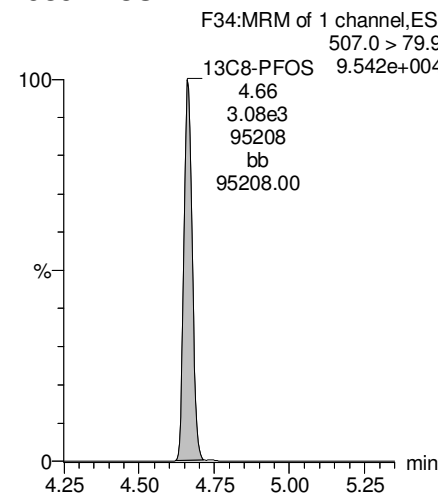
**13C2-PFDoA**



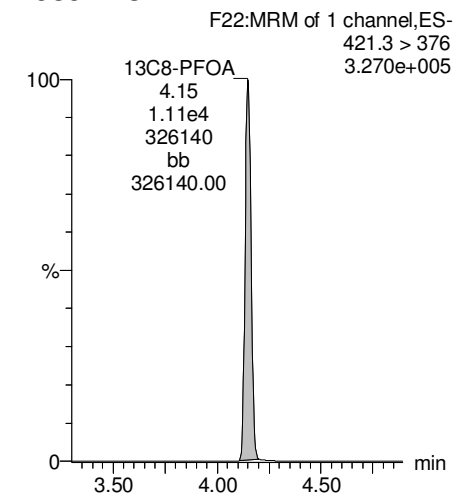
**13C2-PFTeDA**



**13C8-PFOS**



**13C8-PFOA**



Dataset: F:\Projects\PFAS.PRO\Results\180222M1\180222M1-106.qld

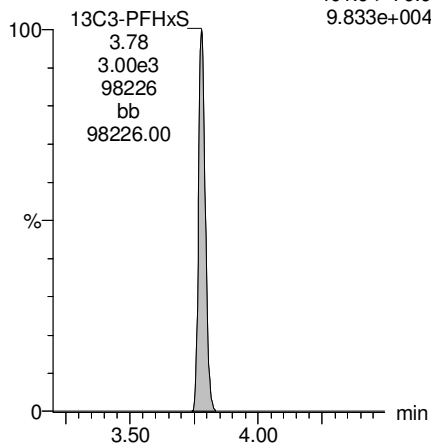
Last Altered: Sunday, February 25, 2018 15:03:41 Pacific Standard Time

Printed: Sunday, February 25, 2018 15:04:58 Pacific Standard Time

Name: 180222M1\_106, Date: 23-Feb-2018, Time: 10:32:04, ID: 1800284-10 OF-RW25-0218 0.11538, Description: OF-RW25-0218

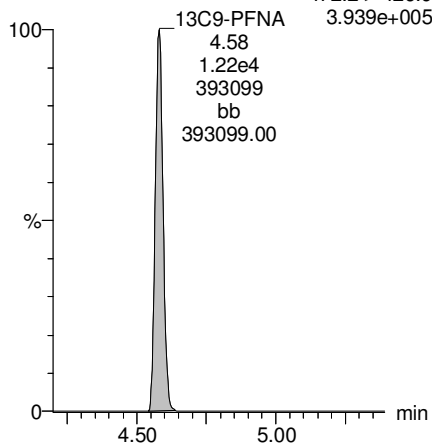
**13C3-PFHxS**

F18:MRM of 1 channel,ES-  
401.9 > 79.9  
9.833e+004



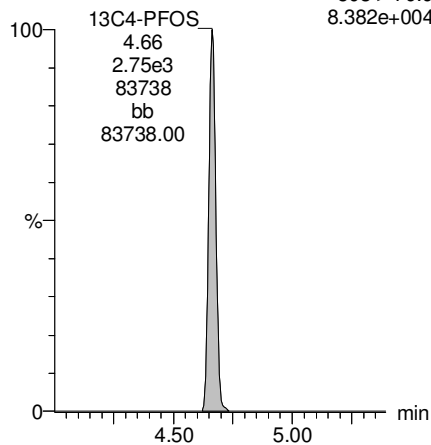
**13C9-PFNA**

F28:MRM of 1 channel,ES-  
472.2 > 426.9  
3.939e+005



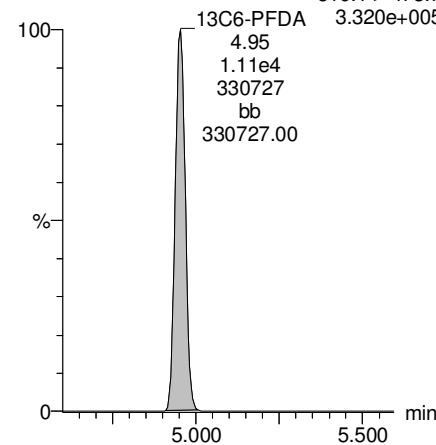
**13C4-PFOS**

F32:MRM of 1 channel,ES-  
503 > 79.9  
8.382e+004



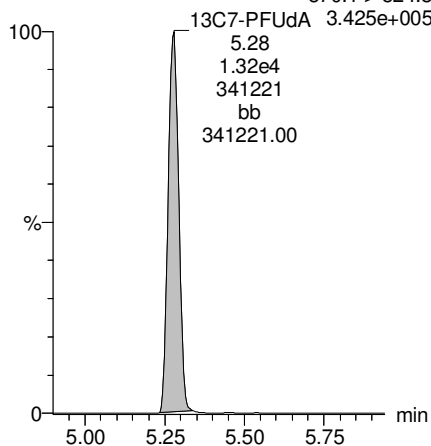
**13C6-PFDA**

F39:MRM of 1 channel,ES-  
519.1 > 473.7  
3.320e+005



**13C7-PFUdA**

F48:MRM of 1 channel,ES-  
570.1 > 524.8  
3.425e+005



Dataset: Z:\Projects\PFAS.PRO\Results\180222M1\180222M1-107.qld

Last Altered: Saturday, March 10, 2018 11:55:30 Pacific Standard Time

Printed: Saturday, March 10, 2018 11:56:16 Pacific Standard Time

Method: F:\Projects\PFAS.PRO\MethDB\PFAS\_FULL\_80C\_022218.mdb 23 Feb 2018 08:58:55

Calibration: F:\Projects\PFAS.PRO\CurveDB\C18\_VAL-PFAS\_Q4\_02-22-18-FULL.cdb 23 Feb 2018 10:57:03

Name: 180222M1\_107, Date: 23-Feb-2018, Time: 10:43:34, ID: 1800284-11 OF-FB25-0218 0.11705, Description: OF-FB25-0218

	# Name	Trace	Area	IS Area	Wt./Vol.	RRF	Pred.RT	RT	y Axis Resp.	Conc.	%Rec
1	3 PFBS	299.0 > 79.7		1.46e3	0.117		2.60				
2	5 PFHxA	313.2 > 268.9		2.83e3	0.117		3.19				
3	7 PFHpA	363.0 > 318.9		7.32e3	0.117		3.81				
4	8 L-PFHxS	398.9 > 79.6	3.23e0	1.14e3	0.117		3.85	3.78	0.0354	0.5056	
5	11 L-PFOA	413 > 368.7		1.12e4	0.117		4.22				
6	14 PFNA	463.0 > 418.8		9.41e3	0.117		4.76				
7	16 L-PFOS	499 > 79.9		3.36e3	0.117		4.74				
8	18 PFDA	513 > 468.8		8.45e3	0.117		5.14				
9	21 N-MeFOSAA	570.1 > 419		2.87e3	0.117		5.29				
10	22 N-EtFOSAA	584.2 > 419		3.35e3	0.117		5.45				
11	23 PFUdA	563.0 > 518.9		9.17e3	0.117		5.46				

Dataset: Z:\Projects\PFAS.PRO\Results\180222M1\180222M1-107.qld

Last Altered: Saturday, March 10, 2018 11:55:30 Pacific Standard Time

Printed: Saturday, March 10, 2018 11:57:00 Pacific Standard Time

Method: F:\Projects\PFAS.PRO\MethDB\PFAS\_FULL\_80C\_022218.mdb 23 Feb 2018 08:58:55

Calibration: F:\Projects\PFAS.PRO\CurveDB\C18\_VAL-PFAS\_Q4\_02-22-18-FULL.cdb 23 Feb 2018 10:57:03

Name: 180222M1\_107, Date: 23-Feb-2018, Time: 10:43:34, ID: 1800284-11 OF-FB25-0218 0.11705, Description: OF-FB25-0218

#	Name	Trace	Area	IS Area	Wt./Vol.	RRF	Pred.RT	RT	y Axis Resp.	Conc.	%Rec
1	25 PFDa	612.9 > 569.0		7.25e3	0.117		5.74				
2	27 PFTDA	662.9 > 618.9		7.25e3	0.117		5.98				
3	28 PFTeDA	712.9 > 668.8		3.60e3	0.117		6.20				
4	36 13C3-PFBS	302. > 98.8	1.46e3	1.01e4	0.117	0.120	2.69	2.53	1.80	128.0053	119.9
5	37 13C2-PFHxA	315 > 269.8	2.83e3	1.01e4	0.117	0.760	3.19	3.02	3.50	39.3040	92.0
6	38 13C4-PFHpA	367.2 > 321.8	7.32e3	1.01e4	0.117	0.729	3.81	3.63	9.05	105.9792	99.2
7	39 18O2-PFHxS	403.0 > 102.6	1.14e3	3.12e3	0.117	0.367	3.96	3.78	4.56	106.2846	99.5
8	40 13C2-PFOA	414.9 > 369.7	1.12e4	1.03e4	0.117	1.225	4.33	4.15	13.6	95.0734	89.0
9	41 13C5-PFNA	468.2 > 422.9	9.41e3	1.14e4	0.117	0.936	4.76	4.59	10.3	94.4266	88.4
10	42 13C8-PFOA	506.1 > 77.7	9.91e2	1.11e4	0.117	0.235	4.83	4.64	1.12	40.5997	38.0
11	43 13C8-PFOS	507.0 > 79.9	3.36e3	3.11e3	0.117	1.018	4.84	4.66	13.5	113.4674	106.3
12	44 13C2-PFDA	515.1 > 469.9	8.45e3	9.44e3	0.117	0.977	5.14	4.95	11.2	97.9008	91.7
13	45 d3-N-MeFOSAA	573.3 > 419	2.87e3	1.11e4	0.117	0.405	5.29	5.10	3.23	68.2362	63.9
14	46 d5-N-EtFOSAA	589.3 > 419	3.35e3	1.11e4	0.117	0.419	5.45	5.26	3.77	77.0334	72.1
15	47 13C2-PFUdA	565 > 519.8	9.17e3	1.11e4	0.117	1.045	5.46	5.28	10.3	84.5080	79.1
16	48 13C2-PFDoA	615.0 > 569.7	7.25e3	1.11e4	0.117	0.832	5.74	5.56	8.17	83.8667	78.5
17	49 d3-N-MeFOSA	515.2 > 168.9		1.11e4	0.117	0.109	5.84				
18	50 13C2-PFTeDA	714.8 > 669.6	3.60e3	1.11e4	0.117	0.313	6.20	6.03	4.06	110.5499	103.5
19	51 d5-N-ETFOSA	531.1 > 168.9		1.11e4	0.117	0.160	6.22				
20	52 13C2-PFHxDA	815 > 769.7	2.95e3	1.11e4	0.117	0.648	6.51	6.37	3.32	43.7876	102.5
21	53 d7-N-MeFOSE	623.1 > 58.9		1.11e4	0.117	0.150	6.31				
22	54 d9-N-EtFOSE	639.2 > 58.8		1.11e4	0.117	0.142	6.45				
23	55 13C4-PFBA	217. > 171.8	7.96e3	7.96e3	0.117	1.000	1.46	1.29	12.5	106.7920	100.0
24	56 13C5-PFHxA	318 > 272.9	1.01e4	1.01e4	0.117	1.000	3.19	3.02	12.5	106.7920	100.0
25	57 13C3-PFHxS	401.9 > 79.9	3.12e3	3.12e3	0.117	1.000	3.96	3.78	12.5	106.7920	100.0
26	58 13C8-PFOA	421.3 > 376	1.03e4	1.03e4	0.117	1.000	4.33	4.15	12.5	106.7920	100.0
27	59 13C9-PFNA	472.2 > 426.9	1.14e4	1.14e4	0.117	1.000	4.70	4.59	12.5	106.7920	100.0
28	60 13C4-PFOS	503 > 79.9	3.11e3	3.11e3	0.117	1.000	4.84	4.66	12.5	106.7920	100.0
29	61 13C6-PFDA	519.1 > 473.7	9.44e3	9.44e3	0.117	1.000	5.14	4.95	12.5	106.7920	100.0
30	62 13C7-PFUdA	570.1 > 524.8	1.11e4	1.11e4	0.117	1.000	5.46	5.28	12.5	106.7920	100.0
31	63 Total PFHxS	398.9 > 79.6	3.23e0	1.14e3	0.117		3.85		0.0354	0.5056	
32	64 Total PFOA	413 > 368.7	0.00e0	1.12e4	0.117		4.21		0.000		

GM for AD 3/10/2018

Dataset: Z:\Projects\PFAS.PRO\Results\180222M1\180222M1-107.qld

Last Altered: Saturday, March 10, 2018 11:55:30 Pacific Standard Time

Printed: Saturday, March 10, 2018 11:57:00 Pacific Standard Time

Name: 180222M1\_107, Date: 23-Feb-2018, Time: 10:43:34, ID: 1800284-11 OF-FB25-0218 0.11705, Description: OF-FB25-0218

	# Name	Trace	Area	IS Area	Wt./Vol.	RRF	Pred.RT	RT	y Axis Resp.	Conc.	%Rec
33	65 Total PFOS	499 > 79.9	0.00e0	3.36e3	0.117		4.73		0.000		
34	66 Total N-MeFOSAA	570.1 > 419	0.00e0	2.87e3	0.117		5.29		0.000		
35	67 Total N-EtFOSAA	584.2 > 419	0.00e0	3.35e3	0.117		5.45		0.000		



Dataset: Z:\Projects\PFAS.PRO\Results\180222M1\180222M1-107.qld

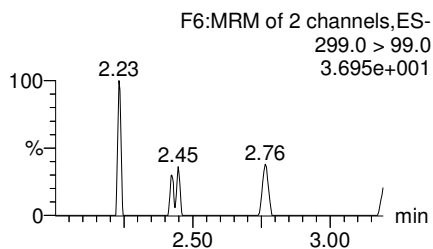
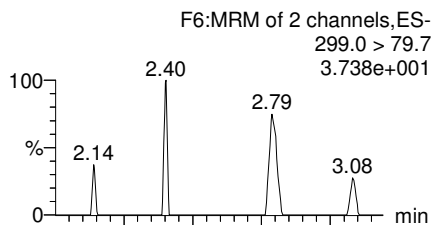
Last Altered: Saturday, March 10, 2018 11:55:30 Pacific Standard Time  
Printed: Saturday, March 10, 2018 11:57:00 Pacific Standard Time

Method: F:\Projects\PFAS.PRO\MethDB\PFAS\_FULL\_80C\_022218.mdb 23 Feb 2018 08:58:55

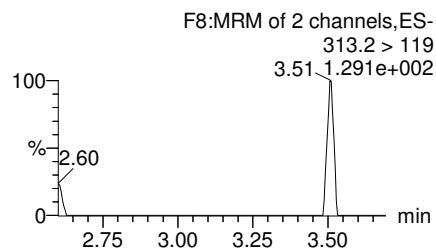
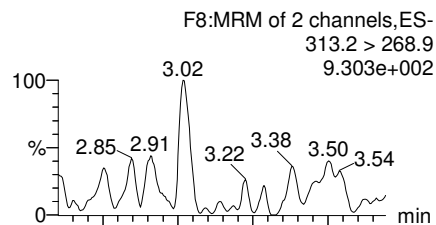
Calibration: F:\Projects\PFAS.PRO\CurveDB\C18\_VAL-PFAS\_Q4\_02-22-18-FULL.cdb 23 Feb 2018 10:57:03

Name: 180222M1\_107, Date: 23-Feb-2018, Time: 10:43:34, ID: 1800284-11 OF-FB25-0218 0.11705, Description: OF-FB25-0218

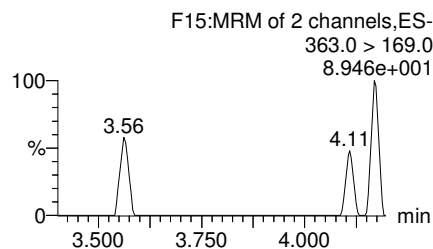
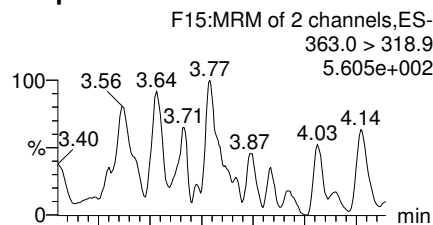
**PFBS**



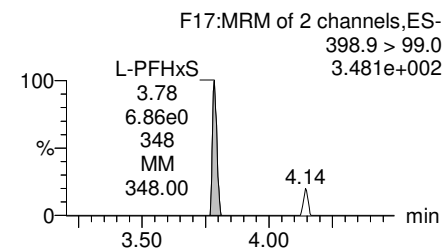
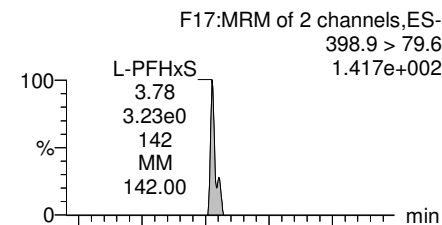
**PFHxA**



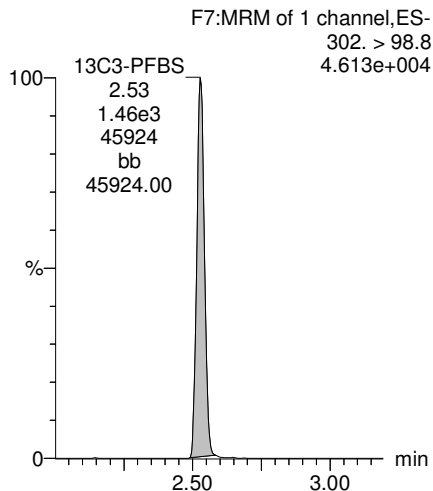
**PFHpA**



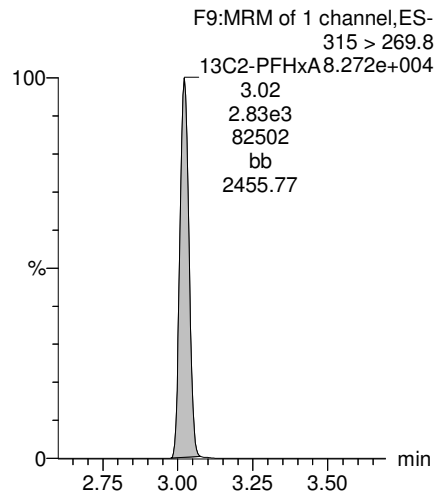
**Total PFHxS**



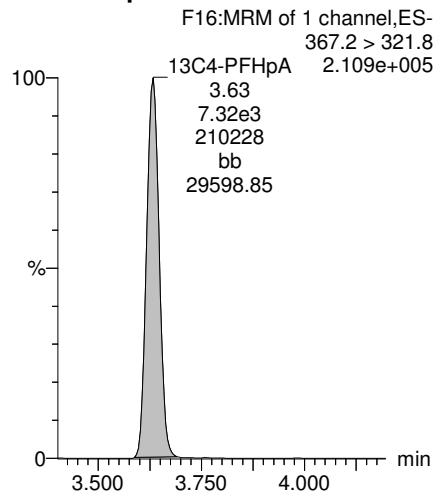
**13C3-PFBS**



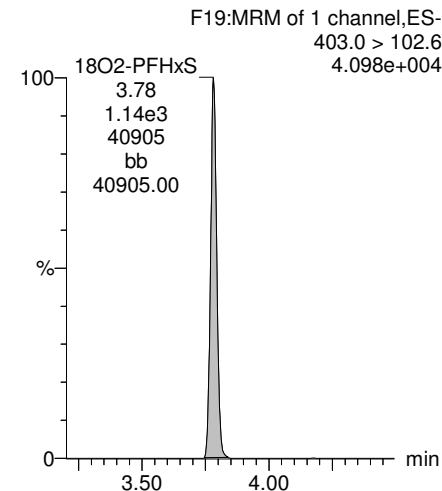
**13C2-PFHxA**



**13C4-PFHpA**



**18O2-PFHxS**

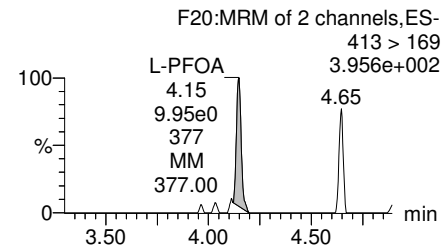
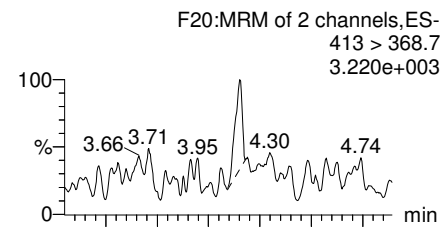


Dataset: Z:\Projects\PFAS.PRO\Results\180222M1\180222M1-107.qld

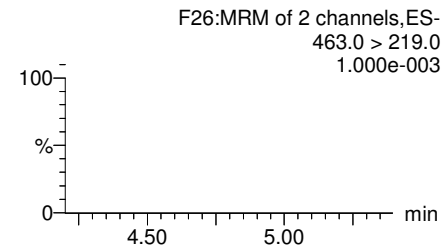
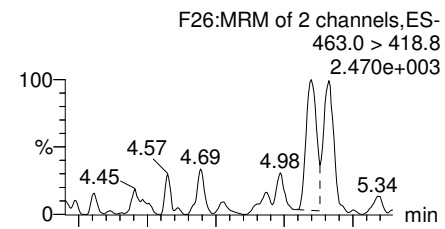
Last Altered: Saturday, March 10, 2018 11:55:30 Pacific Standard Time  
Printed: Saturday, March 10, 2018 11:57:00 Pacific Standard Time

Name: 180222M1\_107, Date: 23-Feb-2018, Time: 10:43:34, ID: 1800284-11 OF-FB25-0218 0.11705, Description: OF-FB25-0218

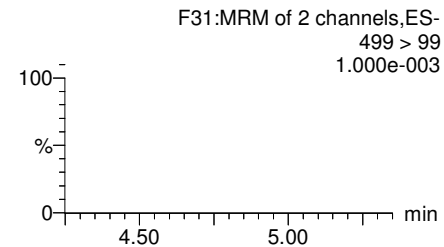
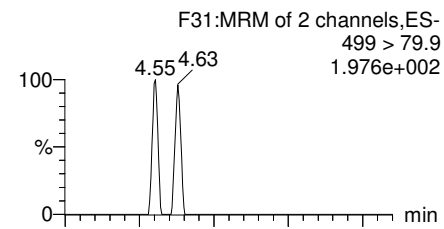
**Total PFOA**



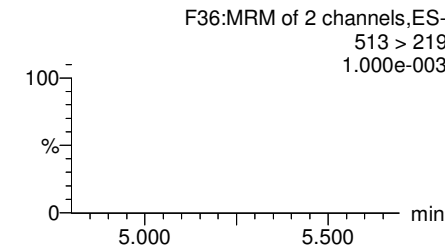
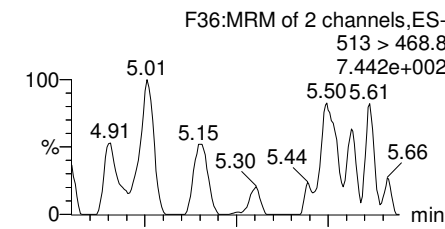
**PFNA**



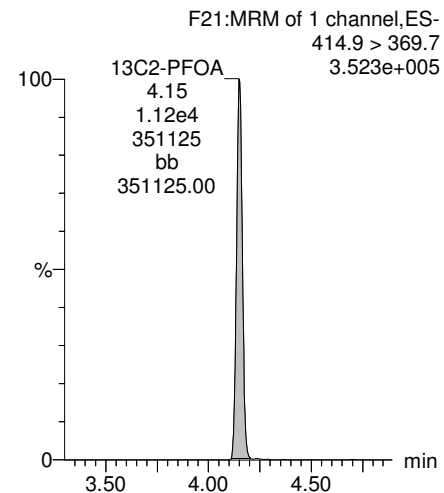
**Total PFOS**



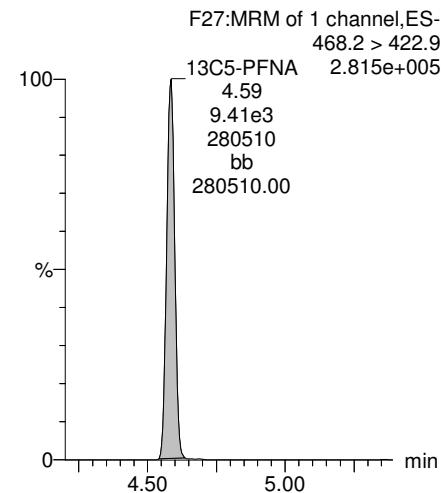
**PFDA**



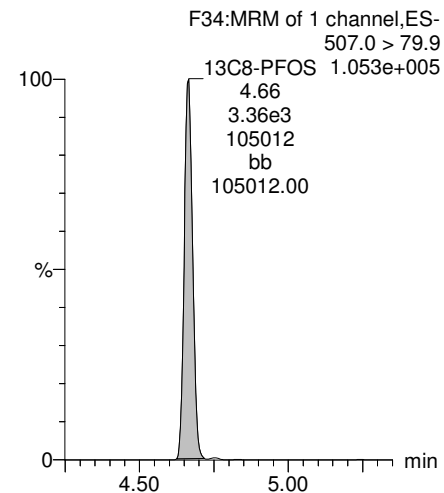
**13C2-PFOA**



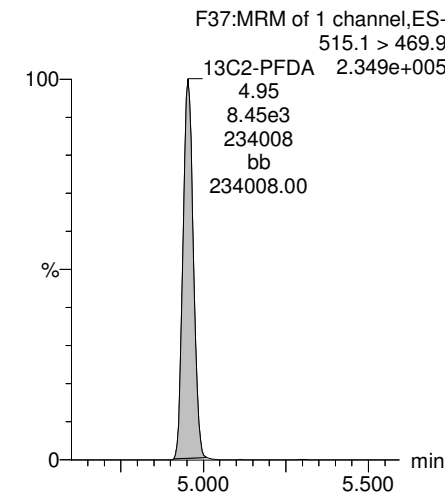
**13C5-PFNA**



**13C8-PFOS**



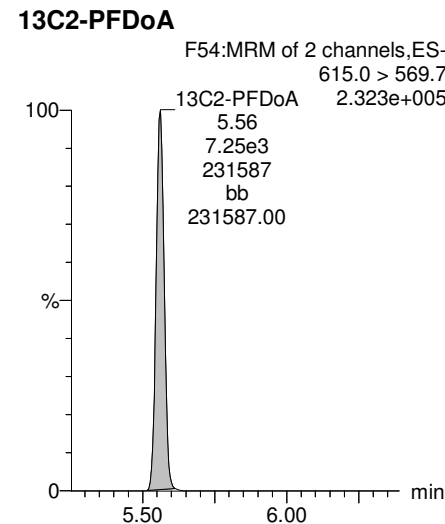
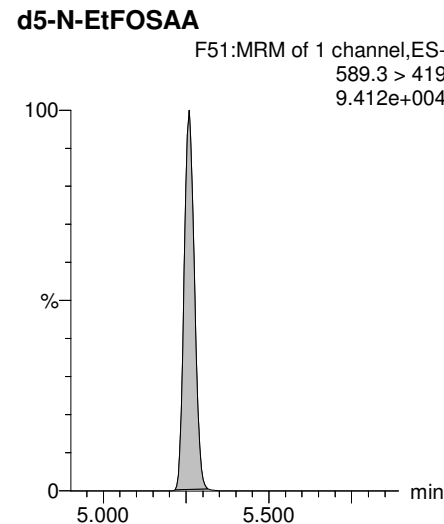
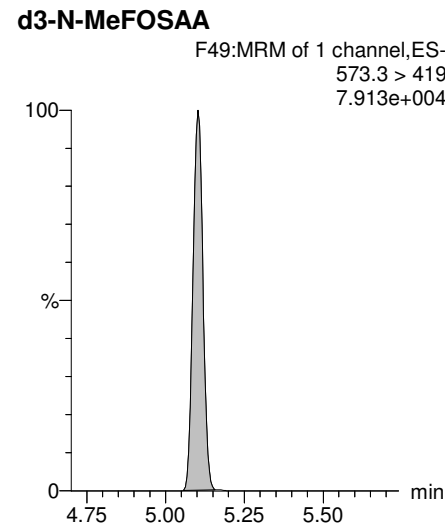
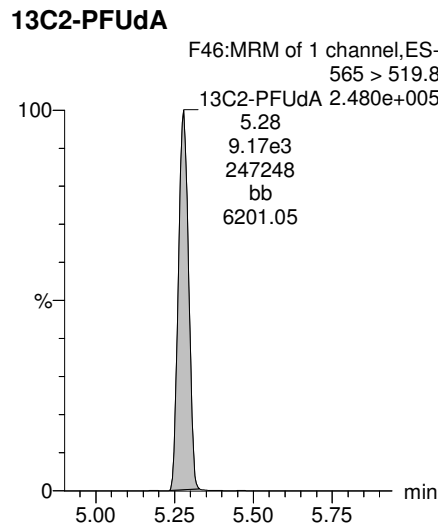
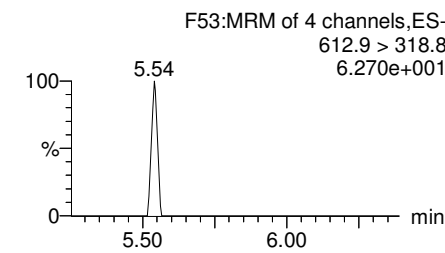
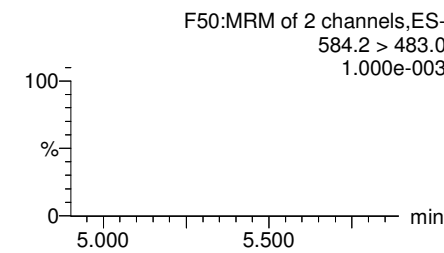
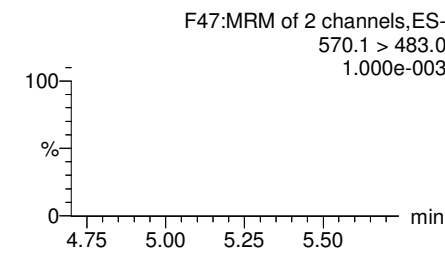
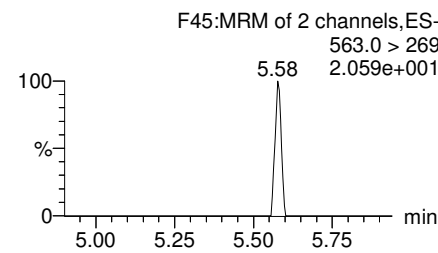
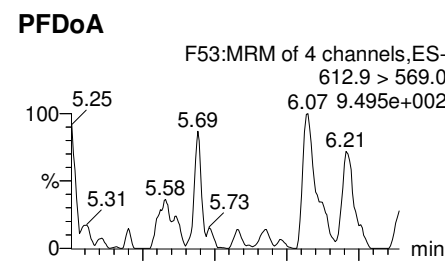
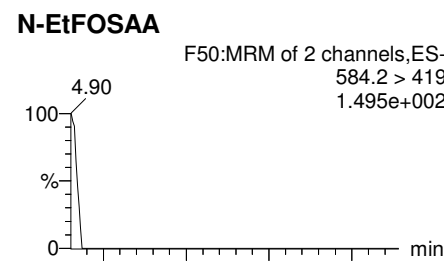
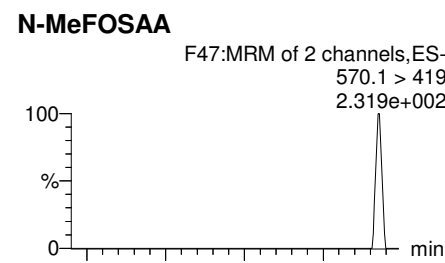
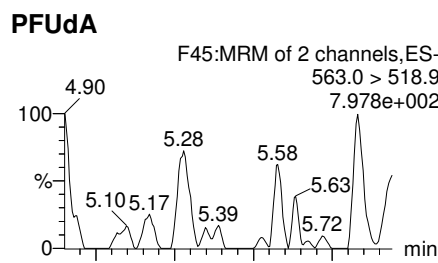
**13C2-PFDA**



Dataset: Z:\Projects\PFAS.PRO\Results\180222M1\180222M1-107.qld

Last Altered: Saturday, March 10, 2018 11:55:30 Pacific Standard Time  
Printed: Saturday, March 10, 2018 11:57:00 Pacific Standard Time

Name: 180222M1\_107, Date: 23-Feb-2018, Time: 10:43:34, ID: 1800284-11 OF-FB25-0218 0.11705, Description: OF-FB25-0218

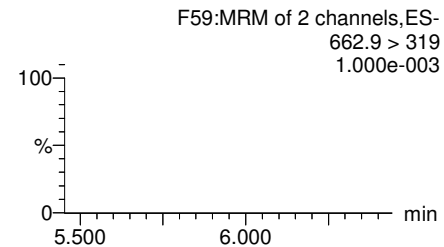
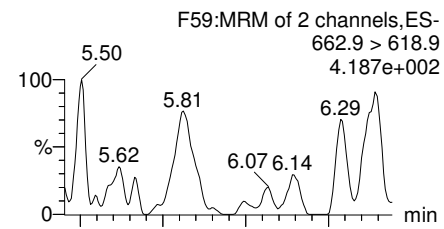


Dataset: Z:\Projects\PFAS.PRO\Results\180222M1\180222M1-107.qld

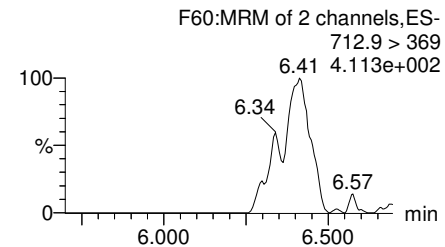
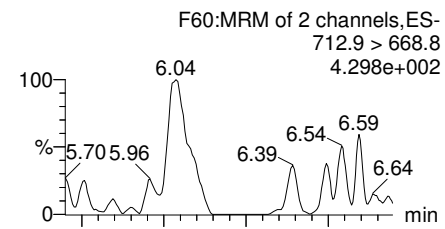
Last Altered: Saturday, March 10, 2018 11:55:30 Pacific Standard Time  
Printed: Saturday, March 10, 2018 11:57:00 Pacific Standard Time

Name: 180222M1\_107, Date: 23-Feb-2018, Time: 10:43:34, ID: 1800284-11 OF-FB25-0218 0.11705, Description: OF-FB25-0218

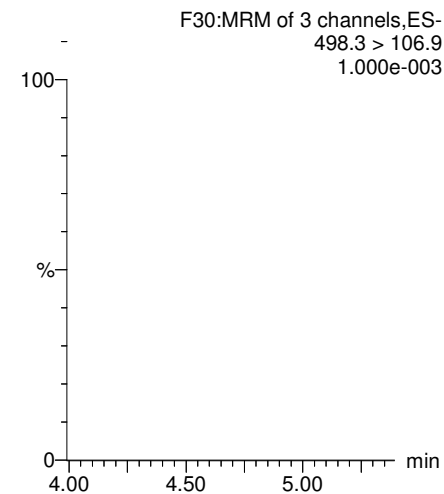
**PFTrDA**



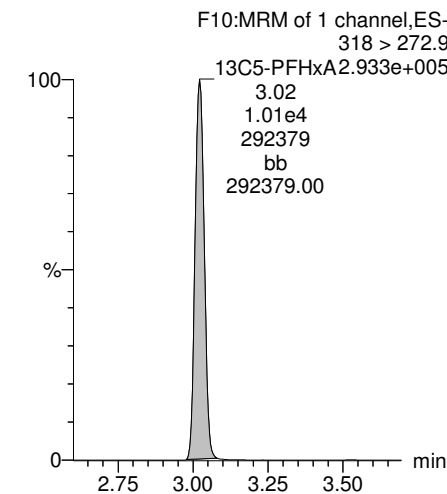
**PFTeDA**



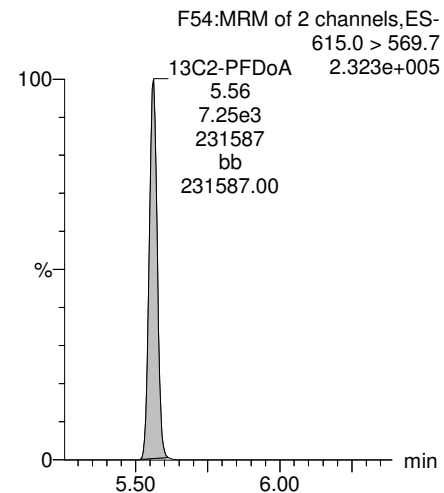
**TCDA**



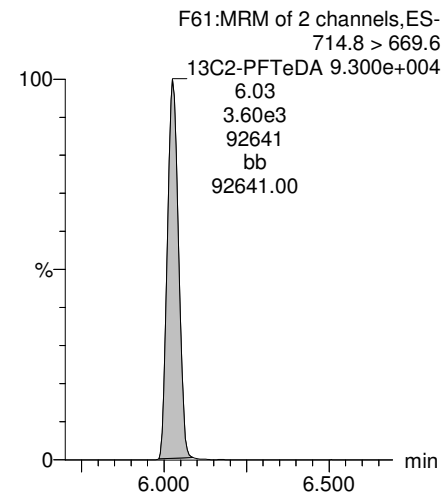
**13C5-PFHxA**



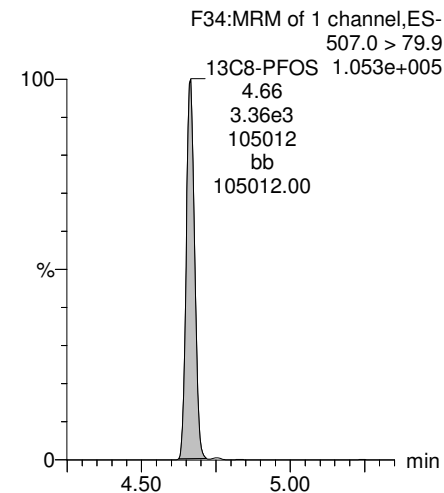
**13C2-PFDoA**



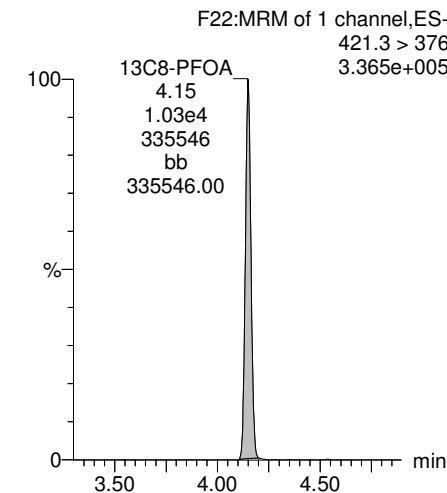
**13C2-PFTeDA**



**13C8-PFOS**



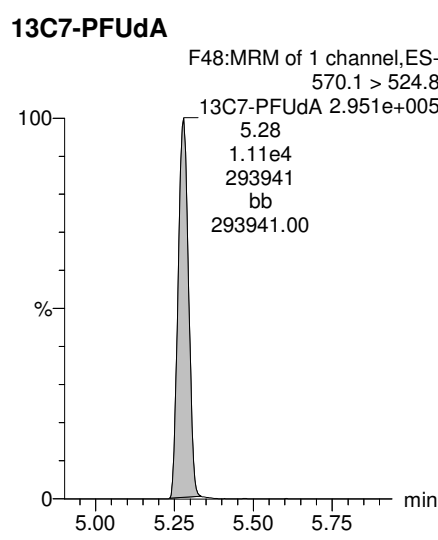
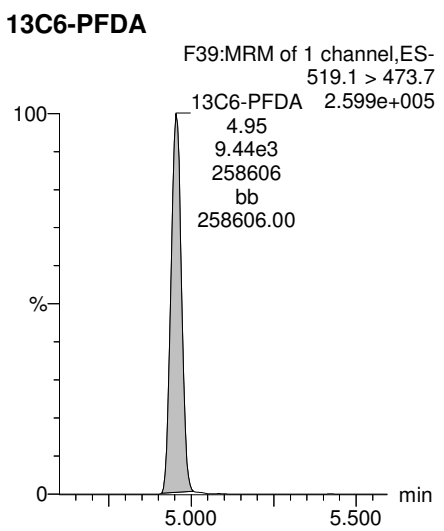
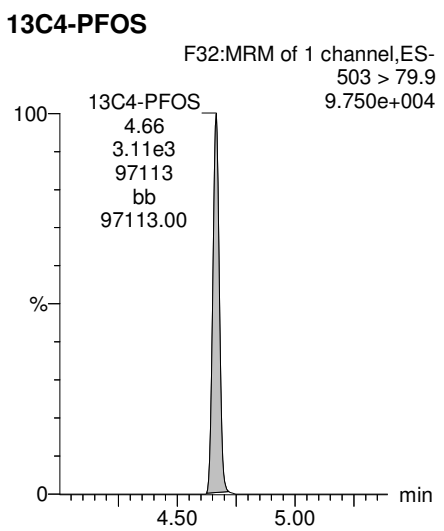
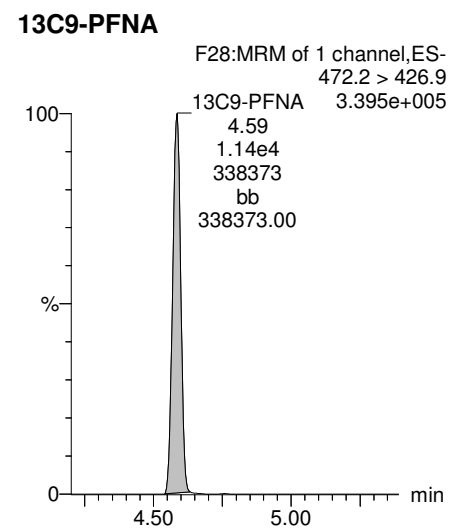
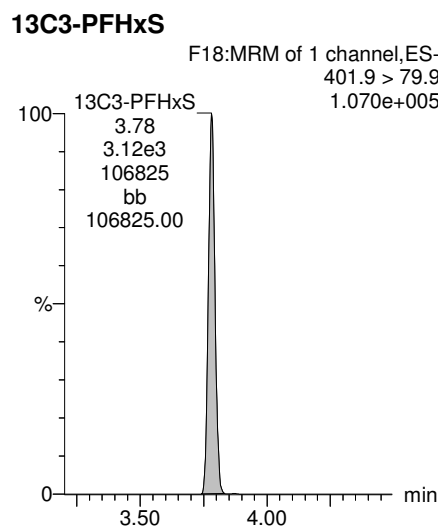
**13C8-PFOA**



Dataset: Z:\Projects\PFAS.PRO\Results\180222M1\180222M1-107.qld

Last Altered: Saturday, March 10, 2018 11:55:30 Pacific Standard Time  
Printed: Saturday, March 10, 2018 11:57:00 Pacific Standard Time

Name: 180222M1\_107, Date: 23-Feb-2018, Time: 10:43:34, ID: 1800284-11 OF-FB25-0218 0.11705, Description: OF-FB25-0218



Dataset: F:\Projects\PFAS.PRO\Results\180222M1\180222M1-108.qld

Last Altered: Sunday, February 25, 2018 15:16:57 Pacific Standard Time

Printed: Sunday, February 25, 2018 15:17:48 Pacific Standard Time

Method: F:\Projects\PFAS.PRO\MethDB\PFAS\_FULL\_80C\_022218.mdb 23 Feb 2018 08:58:55

Calibration: F:\Projects\PFAS.PRO\CurveDB\C18\_VAL-PFAS\_Q4\_02-22-18-FULL.cdb 23 Feb 2018 10:57:03

Name: 180222M1\_108, Date: 23-Feb-2018, Time: 10:55:03, ID: 1800284-12 OF-RW12-0218 0.11375, Description: OF-RW12-0218

	# Name	Trace	Area	IS Area	Wt./Vol.	RRF	Pred.RT	RT	y Axis Resp.	Conc.	%Rec
1	3 PFBS	299.0 > 79.7		1.51e3	0.114		2.60				
2	5 PFHxA	313.2 > 268.9	1.66e2	3.71e3	0.114		3.19	3.02	0.225	0.8877	
3	7 PFHpA	363.0 > 318.9	5.67e1	8.30e3	0.114		3.81	3.63	0.0854	0.6147	
4	8 L-PFHxS	398.9 > 79.6	2.99e0	1.15e3	0.114		3.85	3.78	0.0326	0.5067	
5	11 L-PFOA	413 > 368.7	6.30e2	1.37e4	0.114		4.22	4.15	0.577	4.6356	
6	14 PFNA	463.0 > 418.8		1.05e4	0.114		4.76				
7	16 L-PFOS	499 > 79.9	7.80e0	3.19e3	0.114		4.74	4.67	0.0306	1.2220	
8	18 PFDA	513 > 468.8		1.00e4	0.114		5.14				
9	21 N-MeFOSAA	570.1 > 419		4.47e3	0.114		5.29				
10	22 N-EtFOSAA	584.2 > 419		4.84e3	0.114		5.45				
11	23 PFUdA	563.0 > 518.9		1.16e4	0.114		5.46				

Dataset: F:\Projects\PFAS.PRO\Results\180222M1\180222M1-108.qld

Last Altered: Sunday, February 25, 2018 15:16:57 Pacific Standard Time

Printed: Sunday, February 25, 2018 15:17:55 Pacific Standard Time

Method: F:\Projects\PFAS.PRO\MethDB\PFAS\_FULL\_80C\_022218.mdb 23 Feb 2018 08:58:55

Calibration: F:\Projects\PFAS.PRO\CurveDB\C18\_VAL-PFAS\_Q4\_02-22-18-FULL.cdb 23 Feb 2018 10:57:03

Name: 180222M1\_108, Date: 23-Feb-2018, Time: 10:55:03, ID: 1800284-12 OF-RW12-0218 0.11375, Description: OF-RW12-0218

#	Name	Trace	Area	IS Area	Wt./Vol.	RRF	Pred.RT	RT	y Axis Resp.	Conc.	%Rec	
1	25	PFDa	612.9 > 569.0	1.18e4	0.114		5.74					
2	27	PFTDA	662.9 > 618.9	1.18e4	0.114		5.98					
3	28	PFTeDA	712.9 > 668.8	4.82e3	0.114		6.20					
4	36	13C3-PFBS	302. > 98.8	1.51e3	1.29e4	0.114	0.120	2.69	2.53	1.47	107.3157	97.7
5	37	13C2-PFHxA	315 > 269.8	3.71e3	1.29e4	0.114	0.760	3.19	3.02	3.60	41.6053	94.7
6	38	13C4-PFHpA	367.2 > 321.8	8.30e3	1.29e4	0.114	0.729	3.81	3.63	8.05	97.0491	88.3
7	39	18O2-PFHxS	403.0 > 102.6	1.15e3	3.20e3	0.114	0.367	3.96	3.78	4.48	107.3626	97.7
8	40	13C2-PFOA	414.9 > 369.7	1.37e4	1.13e4	0.114	1.225	4.33	4.15	15.1	108.5902	98.8
9	41	13C5-PFNA	468.2 > 422.9	1.05e4	1.26e4	0.114	0.936	4.76	4.58	10.4	97.7243	88.9
10	42	13C8-PFOSA	506.1 > 77.7	1.72e3	1.21e4	0.114	0.235	4.83	4.64	1.77	66.2197	60.3
11	43	13C8-PFOS	507.0 > 79.9	3.19e3	3.34e3	0.114	1.018	4.84	4.66	11.9	102.9357	93.7
12	44	13C2-PFDA	515.1 > 469.9	1.00e4	1.05e4	0.114	0.977	5.14	4.96	11.9	107.3271	97.7
13	45	d3-N-MeFOSAA	573.3 > 419	4.47e3	1.21e4	0.114	0.405	5.29	5.10	4.60	99.8827	90.9
14	46	d5-N-EtFOSAA	589.3 > 419	4.84e3	1.21e4	0.114	0.419	5.45	5.26	4.99	104.6996	95.3
15	47	13C2-PFUdA	565 > 519.8	1.16e4	1.21e4	0.114	1.045	5.46	5.28	12.0	100.7153	91.7
16	48	13C2-PFDoA	615.0 > 569.7	1.18e4	1.21e4	0.114	0.832	5.74	5.56	12.2	128.7252	117.1
17	49	d3-N-MeFOSA	515.2 > 168.9		1.21e4	0.114	0.109	5.84				
18	50	13C2-PFTeDA	714.8 > 669.6	4.82e3	1.21e4	0.114	0.313	6.20	6.03	4.97	139.3080	126.8
19	51	d5-N-ETFOSA	531.1 > 168.9		1.21e4	0.114	0.160	6.22				
20	52	13C2-PFHxDA	815 > 769.7	2.95e3	1.21e4	0.114	0.648	6.51	6.37	3.04	41.2062	93.7
21	53	d7-N-MeFOSE	623.1 > 58.9		1.21e4	0.114	0.150	6.31				
22	54	d9-N-EtFOSE	639.2 > 58.8		1.21e4	0.114	0.142	6.45				
23	55	13C4-PFBA	217. > 171.8	9.59e3	9.59e3	0.114	1.000	1.46	1.30	12.5	109.8901	100.0
24	56	13C5-PFHxA	318 > 272.9	1.29e4	1.29e4	0.114	1.000	3.19	3.02	12.5	109.8901	100.0
25	57	13C3-PFHxS	401.9 > 79.9	3.20e3	3.20e3	0.114	1.000	3.96	3.78	12.5	109.8901	100.0
26	58	13C8-PFOA	421.3 > 376	1.13e4	1.13e4	0.114	1.000	4.33	4.15	12.5	109.8901	100.0
27	59	13C9-PFNA	472.2 > 426.9	1.26e4	1.26e4	0.114	1.000	4.70	4.58	12.5	109.8901	100.0
28	60	13C4-PFOS	503 > 79.9	3.34e3	3.34e3	0.114	1.000	4.84	4.66	12.5	109.8901	100.0
29	61	13C6-PFDA	519.1 > 473.7	1.05e4	1.05e4	0.114	1.000	5.14	4.96	12.5	109.8901	100.0
30	62	13C7-PFUdA	570.1 > 524.8	1.21e4	1.21e4	0.114	1.000	5.46	5.28	12.5	109.8901	100.0
31	63	Total PFHxS	398.9 > 79.6	2.99e0	1.15e3	0.114		3.85		0.0326	0.5067	
32	64	Total PFOA	413 > 368.7	7.15e2	1.37e4	0.114		4.21		0.577	4.6356	

AD 2/25/2018

Dataset: F:\Projects\PFAS.PRO\Results\180222M1\180222M1-108.qld

Last Altered: Sunday, February 25, 2018 15:16:57 Pacific Standard Time

Printed: Sunday, February 25, 2018 15:17:55 Pacific Standard Time

Name: 180222M1\_108, Date: 23-Feb-2018, Time: 10:55:03, ID: 1800284-12 OF-RW12-0218 0.11375, Description: OF-RW12-0218

	# Name	Trace	Area	IS Area	Wt./Vol.	RRF	Pred.RT	RT	y Axis Resp.	Conc.	%Rec
33	65 Total PFOS	499 > 79.9	7.80e0	3.19e3	0.114		4.73		0.0306	1.2220	
34	66 Total N-MeFOSAA	570.1 > 419	0.00e0	4.47e3	0.114		5.29		0.000		
35	67 Total N-EtFOSAA	584.2 > 419	0.00e0	4.84e3	0.114		5.45		0.000		



Dataset: F:\Projects\PFAS.PRO\Results\180222M1\180222M1-108.qld

Last Altered: Sunday, February 25, 2018 15:16:57 Pacific Standard Time

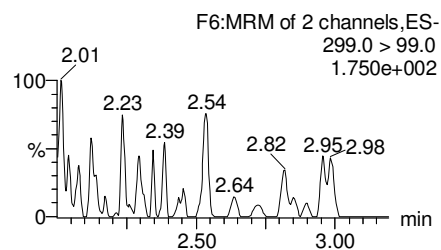
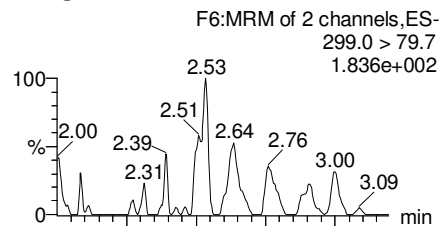
Printed: Sunday, February 25, 2018 15:17:55 Pacific Standard Time

Method: F:\Projects\PFAS.PRO\MethDB\PFAS\_FULL\_80C\_022218.mdb 23 Feb 2018 08:58:55

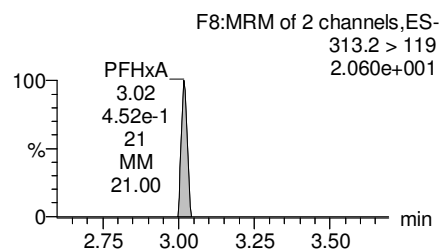
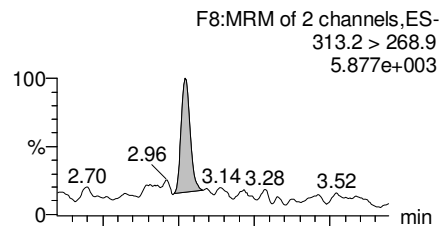
Calibration: F:\Projects\PFAS.PRO\CurveDB\C18\_VAL-PFAS\_Q4\_02-22-18-FULL.cdb 23 Feb 2018 10:57:03

Name: 180222M1\_108, Date: 23-Feb-2018, Time: 10:55:03, ID: 1800284-12 OF-RW12-0218 0.11375, Description: OF-RW12-0218

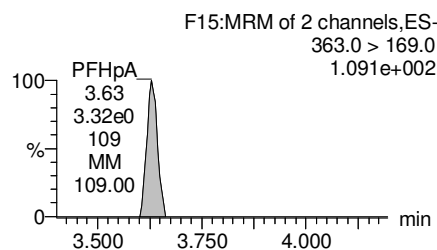
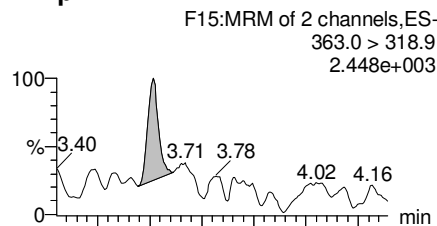
**PFBS**



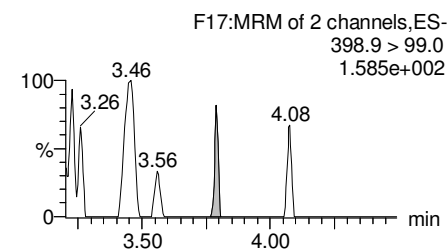
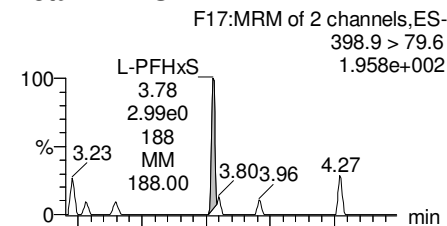
**PFHxA**



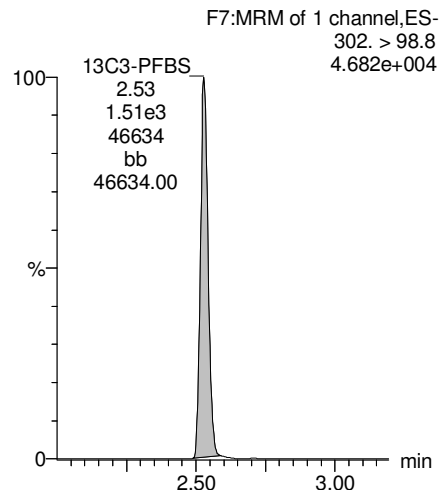
**PFHpA**



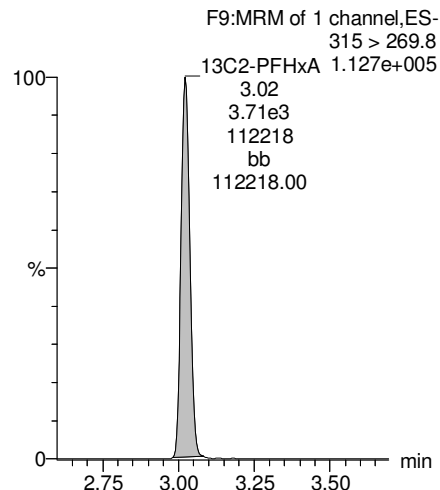
**Total PFHxS**



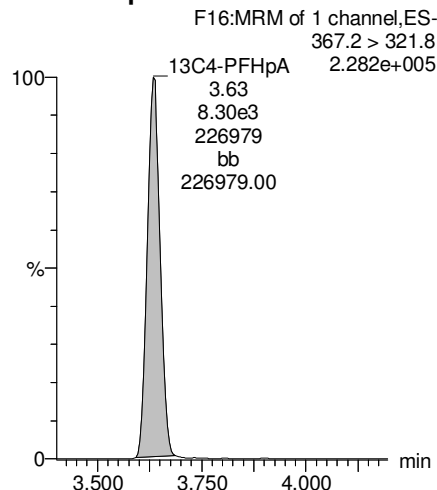
**13C3-PFBS**



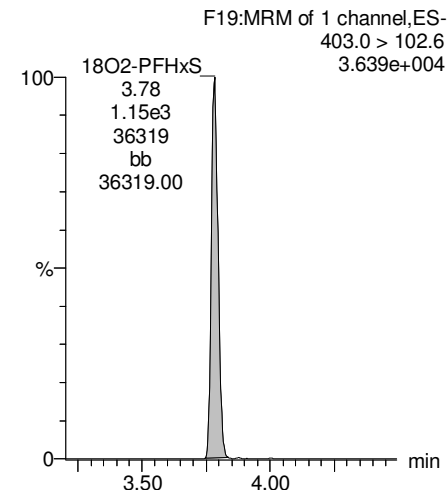
**13C2-PFHxA**



**13C4-PFHpA**



**18O2-PFHxS**



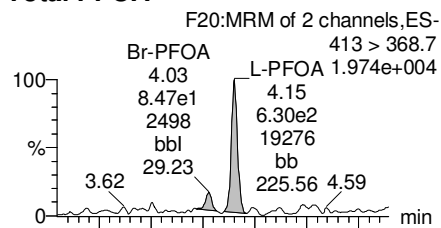
Dataset: F:\Projects\PFAS.PRO\Results\180222M1\180222M1-108.qld

Last Altered: Sunday, February 25, 2018 15:16:57 Pacific Standard Time

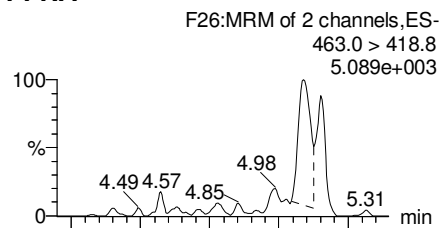
Printed: Sunday, February 25, 2018 15:17:55 Pacific Standard Time

Name: 180222M1\_108, Date: 23-Feb-2018, Time: 10:55:03, ID: 1800284-12 OF-RW12-0218 0.11375, Description: OF-RW12-0218

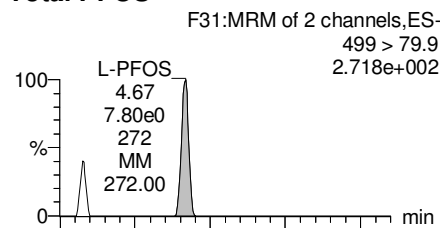
**Total PFOA**



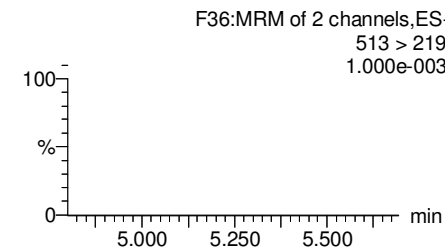
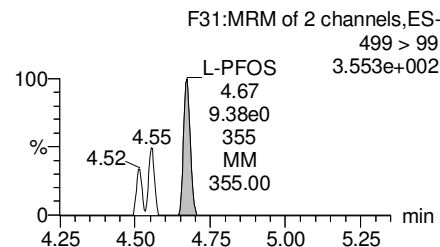
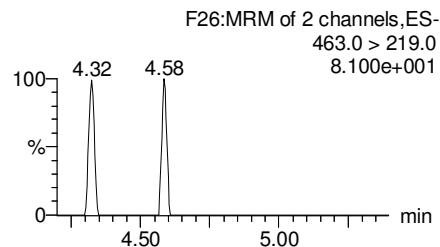
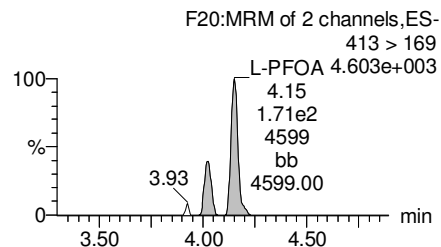
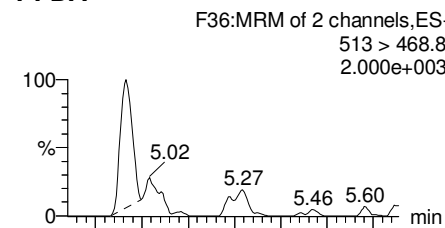
**PFNA**



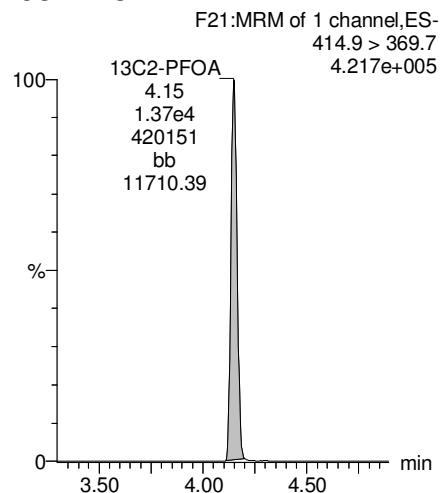
**Total PFOS**



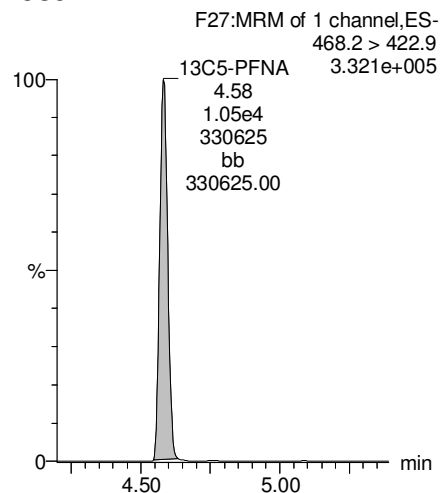
**PFDA**



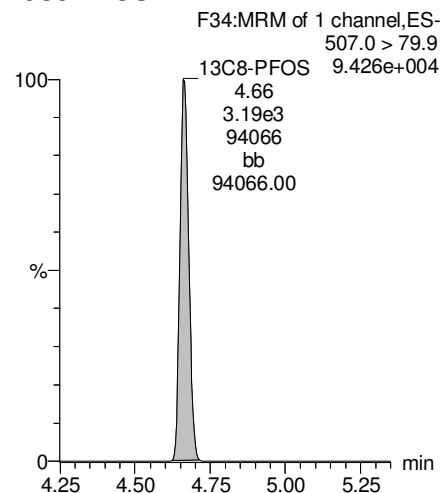
**13C2-PFOA**



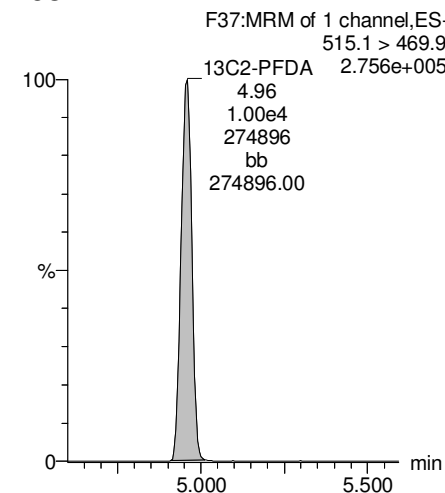
**13C5-PFNA**



**13C8-PFOS**



**13C2-PFDA**



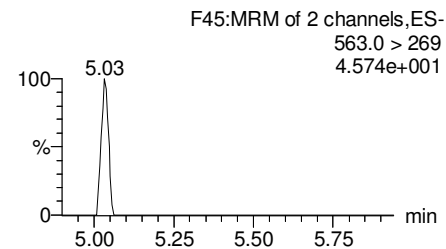
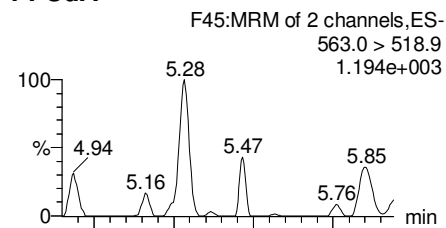
Dataset: F:\Projects\PFAS.PRO\Results\180222M1\180222M1-108.qld

Last Altered: Sunday, February 25, 2018 15:16:57 Pacific Standard Time

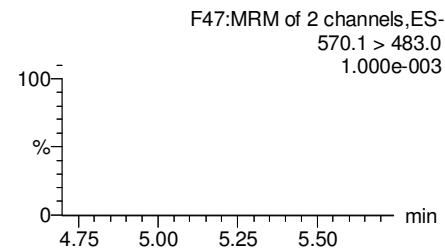
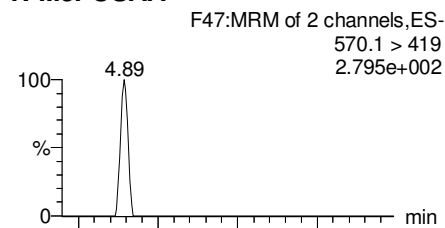
Printed: Sunday, February 25, 2018 15:17:55 Pacific Standard Time

Name: 180222M1\_108, Date: 23-Feb-2018, Time: 10:55:03, ID: 1800284-12 OF-RW12-0218 0.11375, Description: OF-RW12-0218

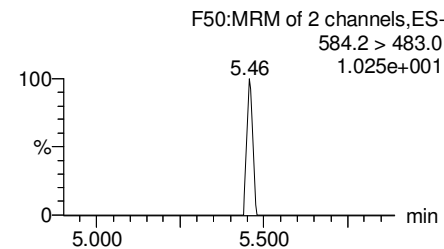
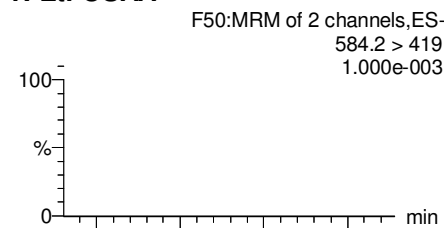
**PFUdA**



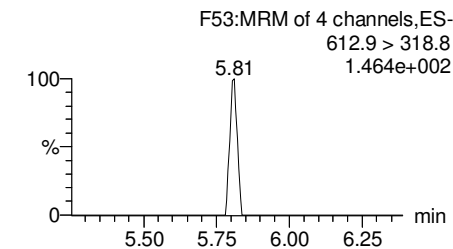
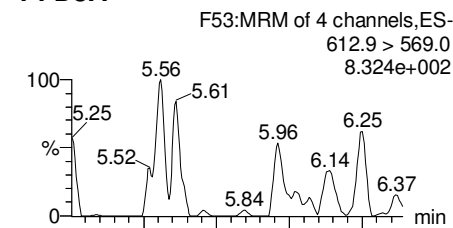
**N-MeFOSAA**



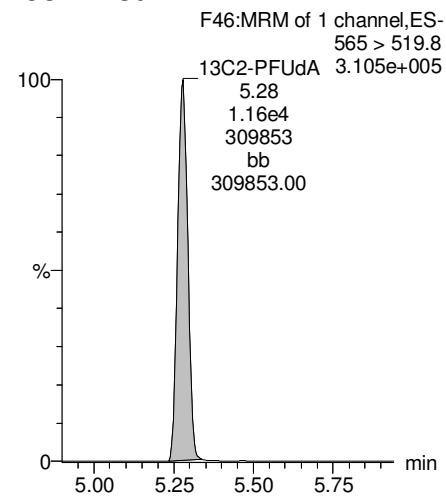
**N-EtFOSAA**



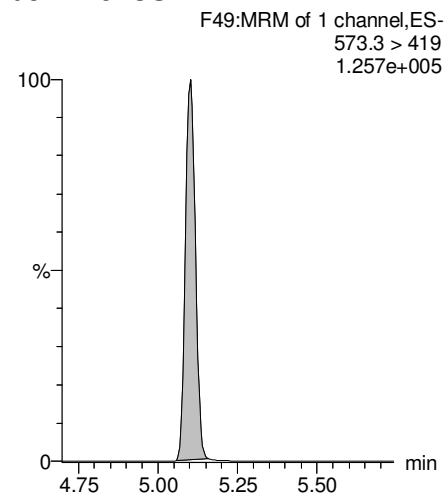
**PFDaA**



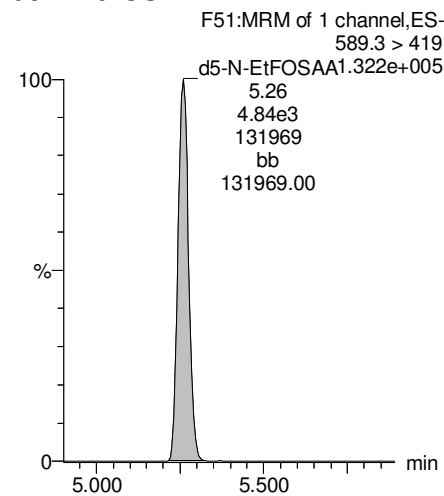
**13C2-PFUdA**



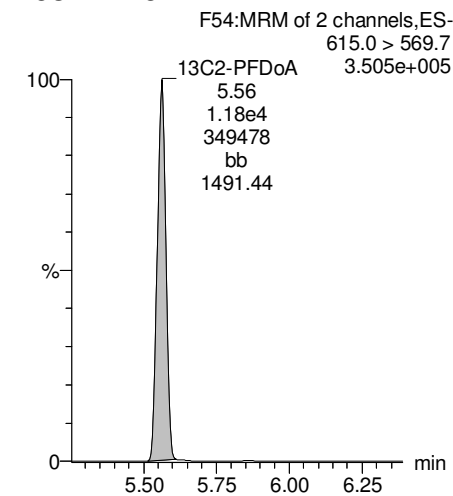
**d3-N-MeFOSAA**



**d5-N-EtFOSAA**



**13C2-PFDaA**



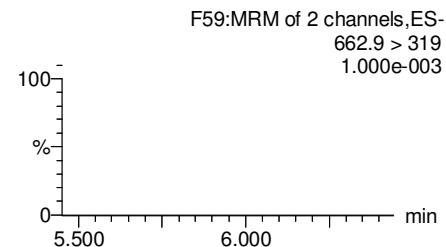
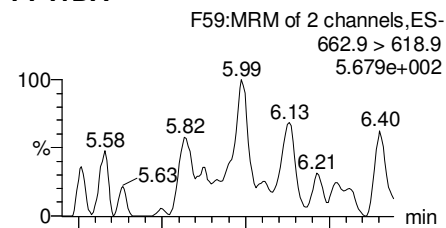
Dataset: F:\Projects\PFAS.PRO\Results\180222M1\180222M1-108.qld

Last Altered: Sunday, February 25, 2018 15:16:57 Pacific Standard Time

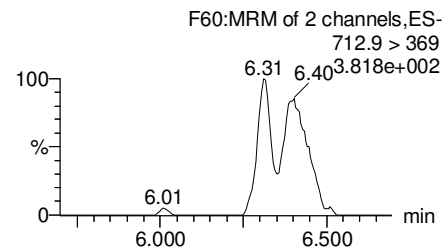
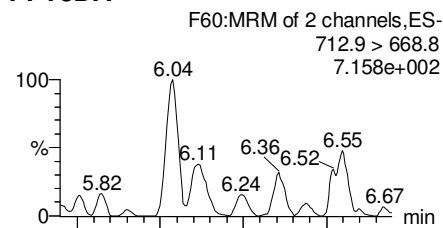
Printed: Sunday, February 25, 2018 15:17:55 Pacific Standard Time

Name: 180222M1\_108, Date: 23-Feb-2018, Time: 10:55:03, ID: 1800284-12 OF-RW12-0218 0.11375, Description: OF-RW12-0218

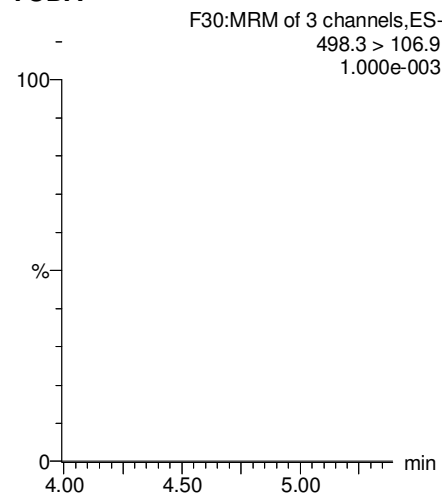
**PFTrDA**



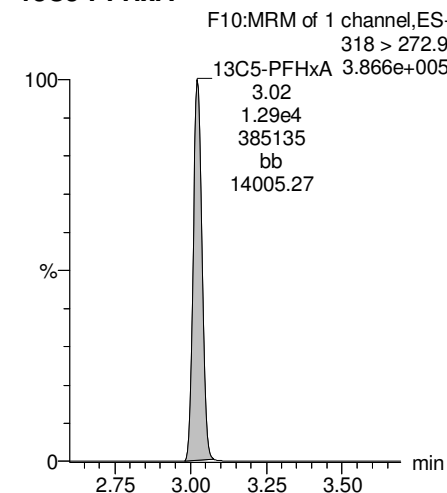
**PFTeDA**



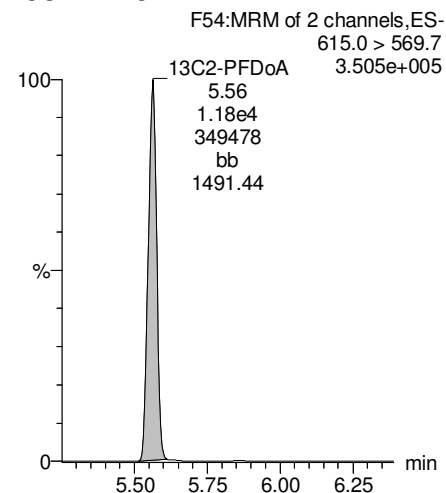
**TCDA**



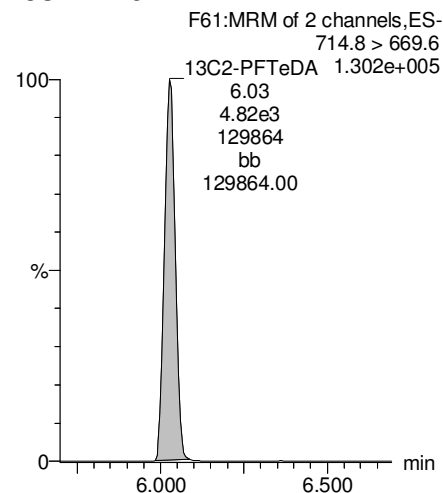
**13C5-PFHxA**



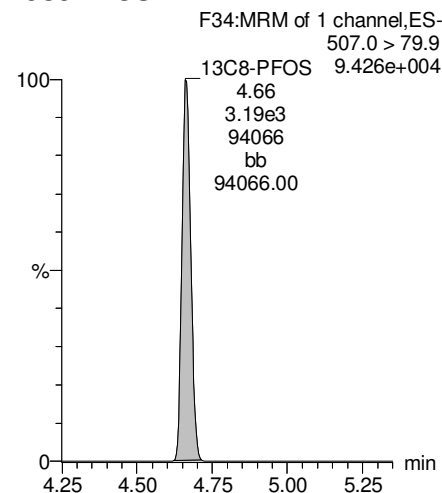
**13C2-PFDoA**



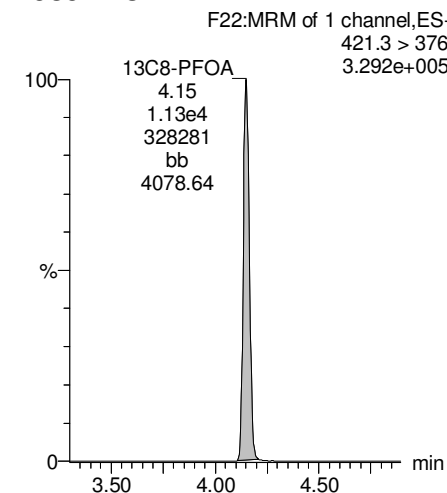
**13C2-PFTeDA**



**13C8-PFOS**



**13C8-PFOA**



Dataset: F:\Projects\PFAS.PRO\Results\180222M1\180222M1-108.qld

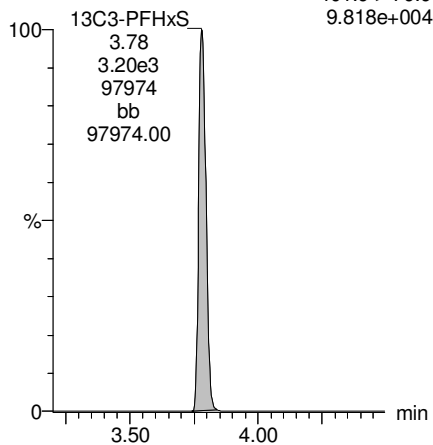
Last Altered: Sunday, February 25, 2018 15:16:57 Pacific Standard Time

Printed: Sunday, February 25, 2018 15:17:55 Pacific Standard Time

Name: 180222M1\_108, Date: 23-Feb-2018, Time: 10:55:03, ID: 1800284-12 OF-RW12-0218 0.11375, Description: OF-RW12-0218

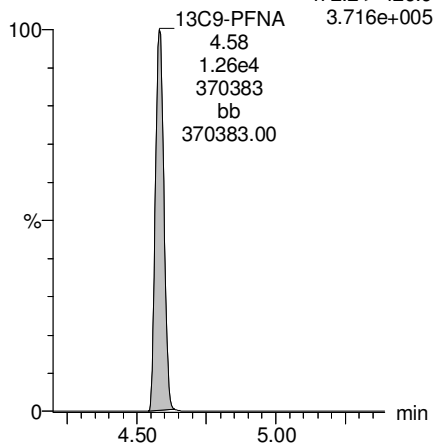
### 13C3-PFHxS

F18:MRM of 1 channel,ES-  
401.9 > 79.9  
9.818e+004



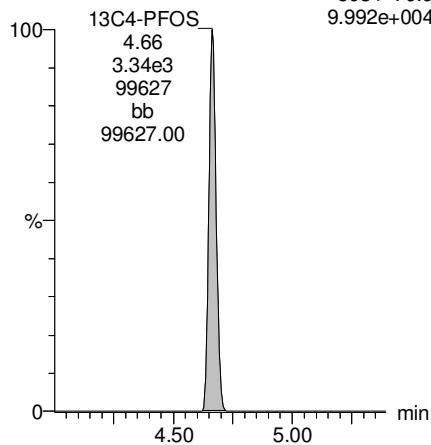
### 13C9-PFNA

F28:MRM of 1 channel,ES-  
472.2 > 426.9  
3.716e+005



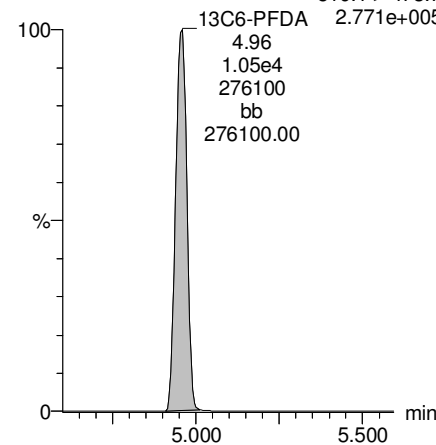
### 13C4-PFOS

F32:MRM of 1 channel,ES-  
503 > 79.9  
9.992e+004



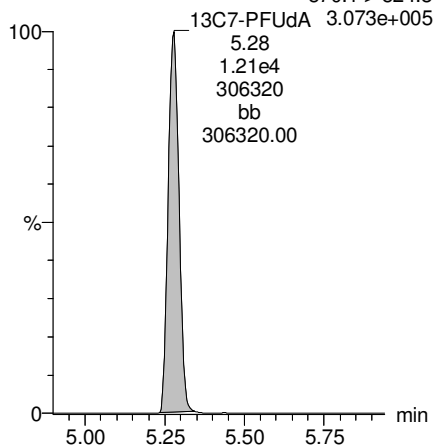
### 13C6-PFDA

F39:MRM of 1 channel,ES-  
519.1 > 473.7  
2.771e+005



### 13C7-PFUDA

F48:MRM of 1 channel,ES-  
570.1 > 524.8  
3.073e+005



Dataset: F:\Projects\PFAS.PRO\Results\180222M1\180222M1-109.qld

Last Altered: Sunday, February 25, 2018 15:20:07 Pacific Standard Time

Printed: Sunday, February 25, 2018 15:20:53 Pacific Standard Time

Method: F:\Projects\PFAS.PRO\MethDB\PFAS\_FULL\_80C\_022218.mdb 23 Feb 2018 08:58:55

Calibration: F:\Projects\PFAS.PRO\CurveDB\C18\_VAL-PFAS\_Q4\_02-22-18-FULL.cdb 23 Feb 2018 10:57:03

Name: 180222M1\_109, Date: 23-Feb-2018, Time: 11:06:33, ID: 1800284-13 OF-FB12-0218 0.11329, Description: OF-FB12-0218

	# Name	Trace	Area	IS Area	Wt./Vol.	RRF	Pred.RT	RT	y Axis Resp.	Conc.	%Rec
1	3 PFBS	299.0 > 79.7		1.42e3	0.113		2.60				
2	5 PFHxA	313.2 > 268.9		2.84e3	0.113		3.19				
3	7 PFHpA	363.0 > 318.9		7.49e3	0.113		3.81				
4	8 L-PFHxS	398.9 > 79.6	7.37e0	1.05e3	0.113		3.85	3.79	0.0878	0.7745	
5	11 L-PFOA	413 > 368.7	1.32e2	1.06e4	0.113		4.22	4.14	0.156	0.6198	
6	14 PFNA	463.0 > 418.8		8.20e3	0.113		4.76				
7	16 L-PFOS	499 > 79.9		2.95e3	0.113		4.74				
8	18 PFDA	513 > 468.8		7.35e3	0.113		5.14				
9	21 N-MeFOSAA	570.1 > 419		3.77e3	0.113		5.29				
10	22 N-EtFOSAA	584.2 > 419		3.71e3	0.113		5.45				
11	23 PFUdA	563.0 > 518.9		6.56e3	0.113		5.46				

Dataset: F:\Projects\PFAS.PRO\Results\180222M1\180222M1-109.qld

Last Altered: Sunday, February 25, 2018 15:20:07 Pacific Standard Time

Printed: Sunday, February 25, 2018 15:21:01 Pacific Standard Time

Method: F:\Projects\PFAS.PRO\MethDB\PFAS\_FULL\_80C\_022218.mdb 23 Feb 2018 08:58:55

Calibration: F:\Projects\PFAS.PRO\CurveDB\C18\_VAL-PFAS\_Q4\_02-22-18-FULL.cdb 23 Feb 2018 10:57:03

Name: 180222M1\_109, Date: 23-Feb-2018, Time: 11:06:33, ID: 1800284-13 OF-FB12-0218 0.11329, Description: OF-FB12-0218

#	Name	Trace	Area	IS Area	Wt./Vol.	RRF	Pred.RT	RT	y Axis Resp.	Conc.	%Rec	
1	25	PFDa	612.9 > 569.0	8.22e3	0.113		5.74					
2	27	PFTDA	662.9 > 618.9	8.22e3	0.113		5.98					
3	28	PFTeDA	712.9 > 668.8	3.24e3	0.113		6.20					
4	36	13C3-PFBS	302. > 98.8	1.42e3	1.13e4	0.113	0.120	2.69	2.53	1.57	115.4596	104.6
5	37	13C2-PFHxA	315 > 269.8	2.84e3	1.13e4	0.113	0.760	3.19	3.02	3.14	36.4720	82.6
6	38	13C4-PFHpA	367.2 > 321.8	7.49e3	1.13e4	0.113	0.729	3.81	3.63	8.30	100.3879	91.0
7	39	18O2-PFHxS	403.0 > 102.6	1.05e3	2.85e3	0.113	0.367	3.96	3.78	4.61	110.8490	100.5
8	40	13C2-PFOA	414.9 > 369.7	1.06e4	9.08e3	0.113	1.225	4.33	4.15	14.5	104.7667	95.0
9	41	13C5-PFNA	468.2 > 422.9	8.20e3	1.20e4	0.113	0.936	4.76	4.58	8.55	80.6099	73.1
10	42	13C8-PFOSA	506.1 > 77.7	1.36e3	1.24e4	0.113	0.235	4.83	4.64	1.37	51.4881	46.7
11	43	13C8-PFOS	507.0 > 79.9	2.95e3	2.79e3	0.113	1.018	4.84	4.66	13.2	114.5414	103.8
12	44	13C2-PFDA	515.1 > 469.9	7.35e3	1.06e4	0.113	0.977	5.14	4.95	8.68	78.4645	71.1
13	45	d3-N-MeFOSAA	573.3 > 419	3.77e3	1.24e4	0.113	0.405	5.29	5.10	3.81	83.1232	75.3
14	46	d5-N-EtFOSAA	589.3 > 419	3.71e3	1.24e4	0.113	0.419	5.45	5.26	3.75	79.0555	71.6
15	47	13C2-PFUdA	565 > 519.8	6.56e3	1.24e4	0.113	1.045	5.46	5.28	6.63	56.0541	50.8
16	48	13C2-PFDoA	615.0 > 569.7	8.22e3	1.24e4	0.113	0.832	5.74	5.56	8.31	88.1239	79.9
17	49	d3-N-MeFOSA	515.2 > 168.9		1.24e4	0.113	0.109	5.84				
18	50	13C2-PFTeDA	714.8 > 669.6	3.24e3	1.24e4	0.113	0.313	6.20	6.03	3.27	92.1677	83.5
19	51	d5-N-ETFOSA	531.1 > 168.9		1.24e4	0.113	0.160	6.22				
20	52	13C2-PFHxDA	815 > 769.7	3.12e3	1.24e4	0.113	0.648	6.51	6.37	3.16	43.0020	97.4
21	53	d7-N-MeFOSE	623.1 > 58.9		1.24e4	0.113	0.150	6.31				
22	54	d9-N-EtFOSE	639.2 > 58.8		1.24e4	0.113	0.142	6.45				
23	55	13C4-PFBA	217. > 171.8	8.13e3	8.13e3	0.113	1.000	1.46	1.30	12.5	110.3363	100.0
24	56	13C5-PFHxA	318 > 272.9	1.13e4	1.13e4	0.113	1.000	3.19	3.02	12.5	110.3363	100.0
25	57	13C3-PFHxS	401.9 > 79.9	2.85e3	2.85e3	0.113	1.000	3.96	3.78	12.5	110.3363	100.0
26	58	13C8-PFOA	421.3 > 376	9.08e3	9.08e3	0.113	1.000	4.33	4.15	12.5	110.3363	100.0
27	59	13C9-PFNA	472.2 > 426.9	1.20e4	1.20e4	0.113	1.000	4.70	4.58	12.5	110.3363	100.0
28	60	13C4-PFOS	503 > 79.9	2.79e3	2.79e3	0.113	1.000	4.84	4.66	12.5	110.3363	100.0
29	61	13C6-PFDA	519.1 > 473.7	1.06e4	1.06e4	0.113	1.000	5.14	4.95	12.5	110.3363	100.0
30	62	13C7-PFUdA	570.1 > 524.8	1.24e4	1.24e4	0.113	1.000	5.46	5.28	12.5	110.3363	100.0
31	63	Total PFHxS	398.9 > 79.6	7.37e0	1.05e3	0.113		3.85		0.0878	0.7745	
32	64	Total PFOA	413 > 368.7	1.32e2	1.06e4	0.113		4.21		0.156	0.6198	

AD 2/25/2018

Dataset: F:\Projects\PFAS.PRO\Results\180222M1\180222M1-109.qld

Last Altered: Sunday, February 25, 2018 15:20:07 Pacific Standard Time

Printed: Sunday, February 25, 2018 15:21:01 Pacific Standard Time

**Name: 180222M1\_109, Date: 23-Feb-2018, Time: 11:06:33, ID: 1800284-13 OF-FB12-0218 0.11329, Description: OF-FB12-0218**

	# Name	Trace	Area	IS Area	Wt./Vol.	RRF	Pred.RT	RT	y Axis Resp.	Conc.	%Rec
33	65 Total PFOS	499 > 79.9	0.00e0	2.95e3	0.113		4.73		0.000		
34	66 Total N-MeFOSAA	570.1 > 419	0.00e0	3.77e3	0.113		5.29		0.000		
35	67 Total N-EtFOSAA	584.2 > 419	0.00e0	3.71e3	0.113		5.45		0.000		



Dataset: F:\Projects\PFAS.PRO\Results\180222M1\180222M1-109.qld

Last Altered: Sunday, February 25, 2018 15:20:07 Pacific Standard Time

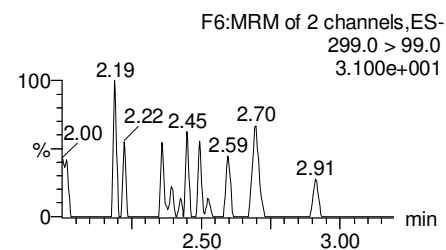
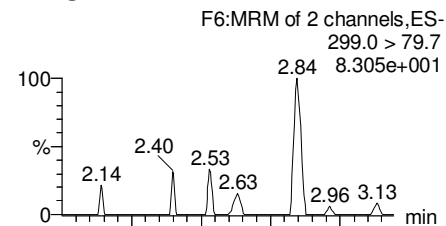
Printed: Sunday, February 25, 2018 15:21:01 Pacific Standard Time

Method: F:\Projects\PFAS.PRO\MethDB\PFAS\_FULL\_80C\_022218.mdb 23 Feb 2018 08:58:55

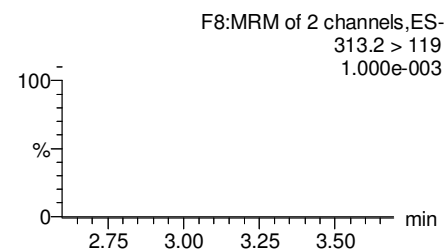
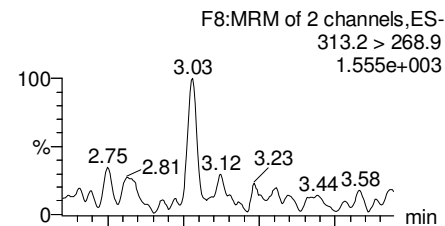
Calibration: F:\Projects\PFAS.PRO\CurveDB\C18\_VAL-PFAS\_Q4\_02-22-18-FULL.cdb 23 Feb 2018 10:57:03

Name: 180222M1\_109, Date: 23-Feb-2018, Time: 11:06:33, ID: 1800284-13 OF-FB12-0218 0.11329, Description: OF-FB12-0218

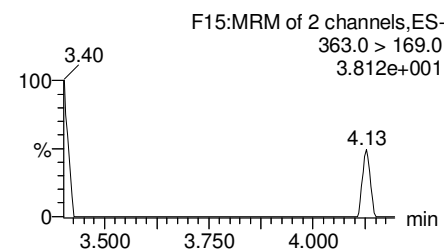
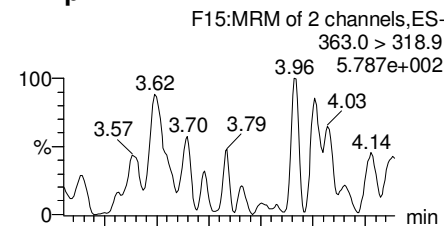
**PFBS**



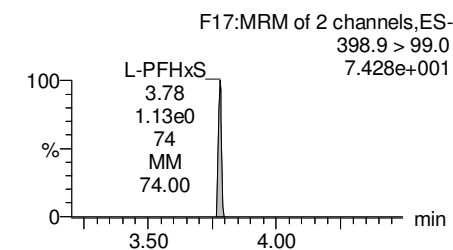
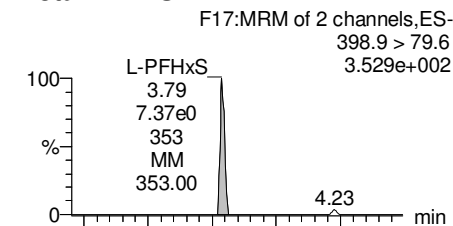
**PFHxA**



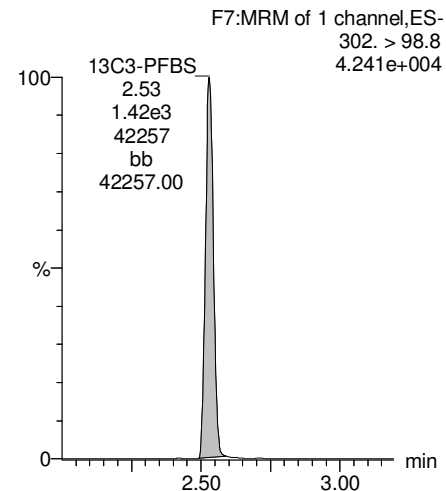
**PFHpA**



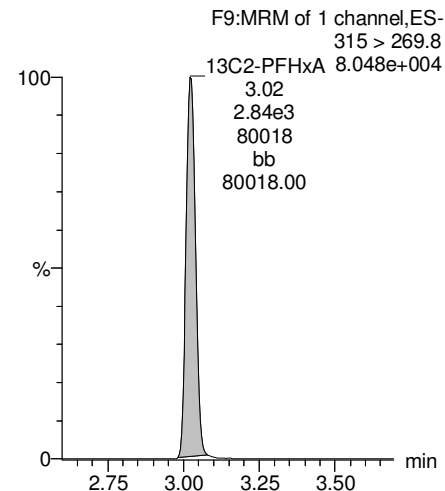
**Total PFHxS**



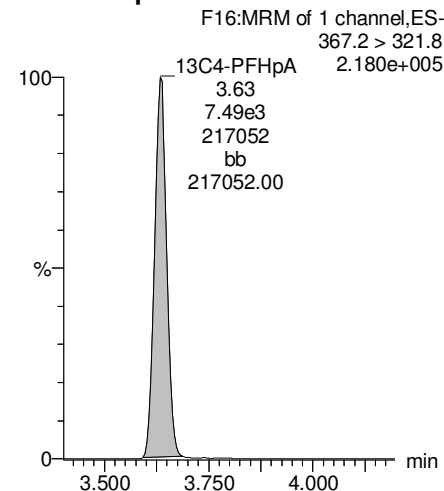
**13C3-PFBS**



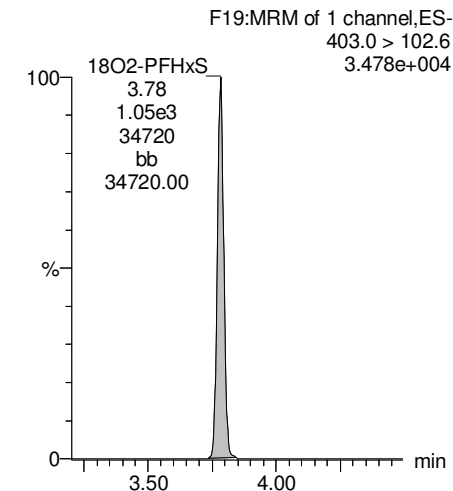
**13C2-PFHxA**



**13C4-PFHpA**



**18O2-PFHxS**



Dataset: F:\Projects\PFAS.PRO\Results\180222M1\180222M1-109.qld

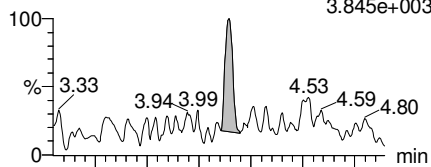
Last Altered: Sunday, February 25, 2018 15:20:07 Pacific Standard Time

Printed: Sunday, February 25, 2018 15:21:01 Pacific Standard Time

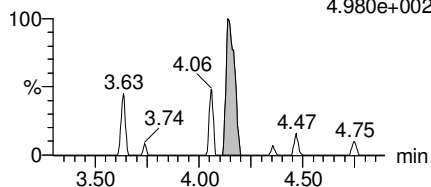
Name: 180222M1\_109, Date: 23-Feb-2018, Time: 11:06:33, ID: 1800284-13 OF-FB12-0218 0.11329, Description: OF-FB12-0218

**Total PFOA**

F20:MRM of 2 channels,ES-  
413 > 368.7  
3.845e+003

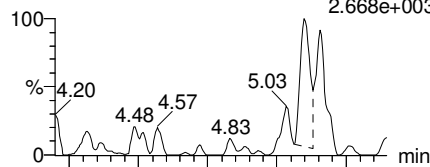


F20:MRM of 2 channels,ES-  
413 > 169  
4.980e+002

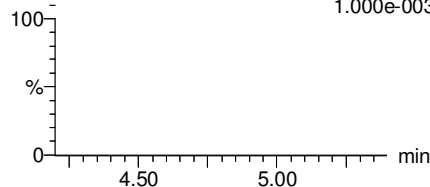


**PFNA**

F26:MRM of 2 channels,ES-  
463.0 > 418.8  
2.668e+003

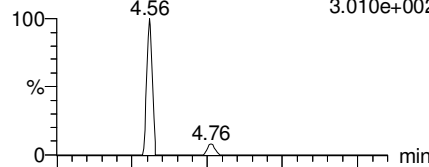


F26:MRM of 2 channels,ES-  
463.0 > 219.0  
1.000e-003

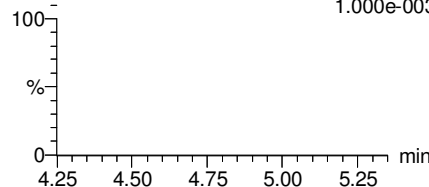


**Total PFOS**

F31:MRM of 2 channels,ES-  
499 > 79.9  
3.010e+002

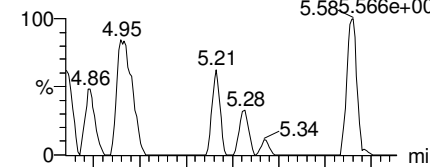


F31:MRM of 2 channels,ES-  
499 > 99  
1.000e-003

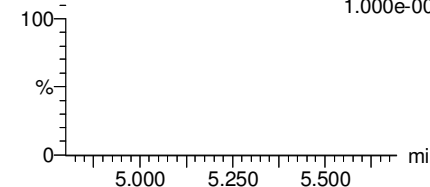


**PFDA**

F36:MRM of 2 channels,ES-  
513 > 468.8  
5.585566e+002

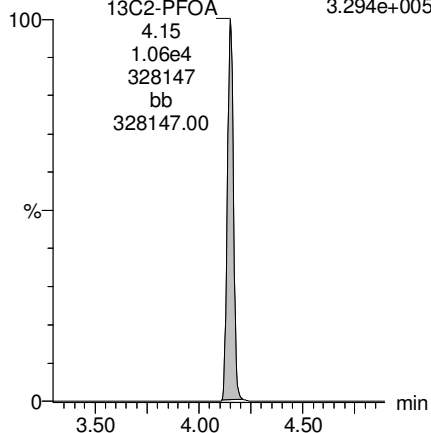


F36:MRM of 2 channels,ES-  
513 > 219  
1.000e-003



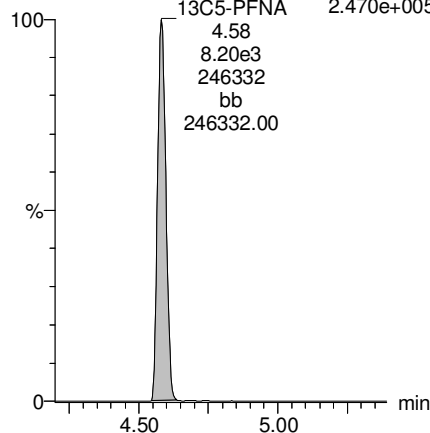
**13C2-PFOA**

F21:MRM of 1 channel,ES-  
414.9 > 369.7  
3.294e+005



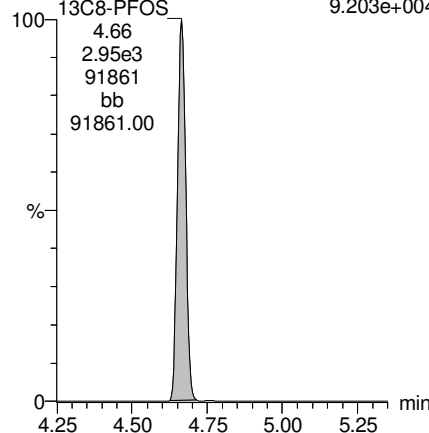
**13C5-PFNA**

F27:MRM of 1 channel,ES-  
468.2 > 422.9  
2.470e+005



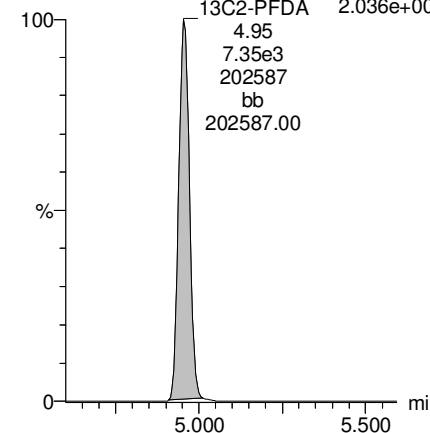
**13C8-PFOS**

F34:MRM of 1 channel,ES-  
507.0 > 79.9  
9.203e+004



**13C2-PFDA**

F37:MRM of 1 channel,ES-  
515.1 > 469.9  
2.036e+005



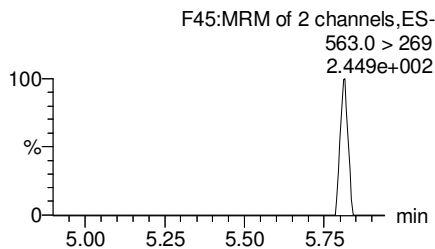
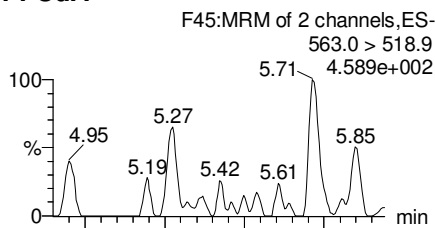
Dataset: F:\Projects\PFAS.PRO\Results\180222M1\180222M1-109.qld

Last Altered: Sunday, February 25, 2018 15:20:07 Pacific Standard Time

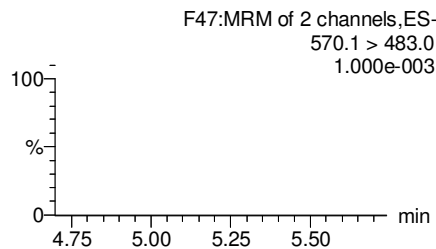
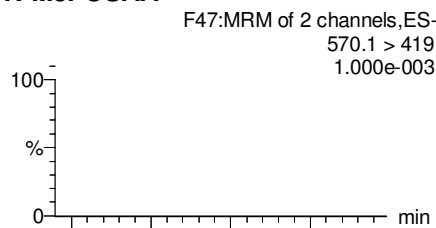
Printed: Sunday, February 25, 2018 15:21:01 Pacific Standard Time

Name: 180222M1\_109, Date: 23-Feb-2018, Time: 11:06:33, ID: 1800284-13 OF-FB12-0218 0.11329, Description: OF-FB12-0218

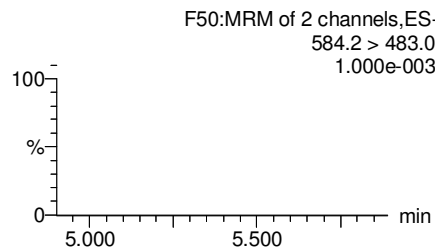
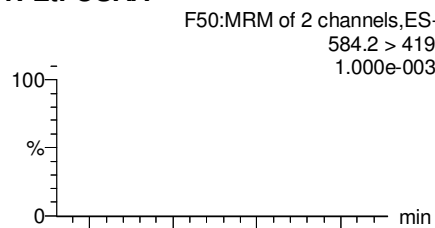
**PFUdA**



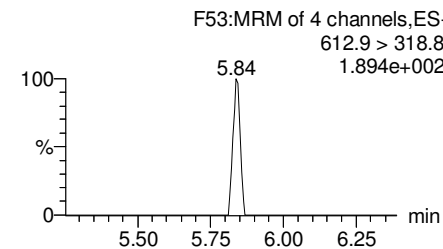
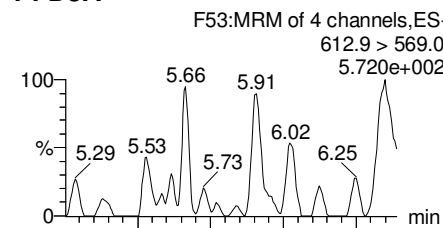
**N-MeFOSAA**



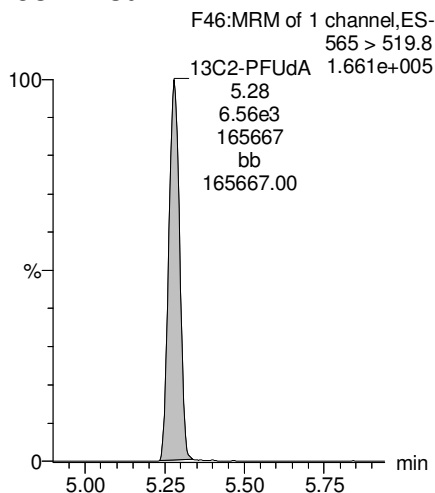
**N-EtFOSAA**



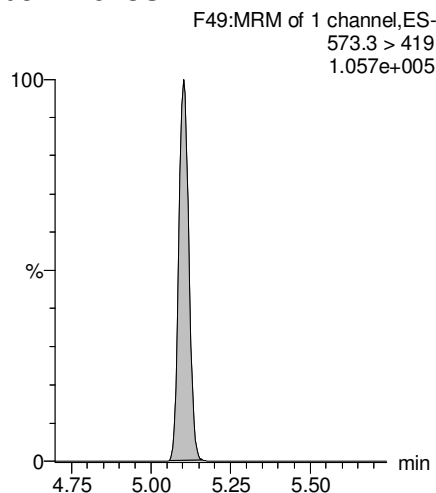
**PFDaA**



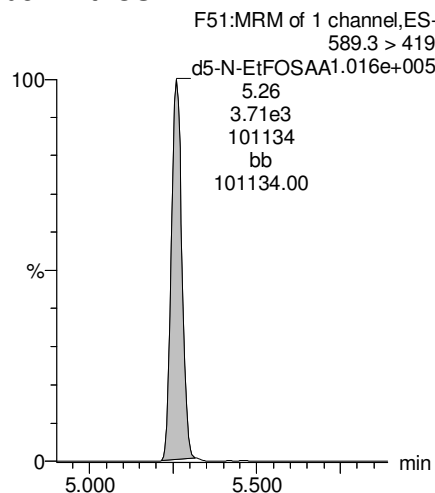
**13C2-PFUdA**



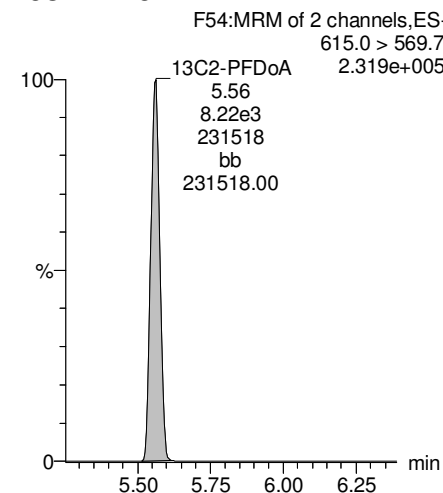
**d3-N-MeFOSAA**



**d5-N-EtFOSAA**



**13C2-PFDaA**



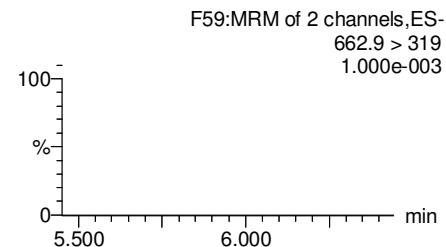
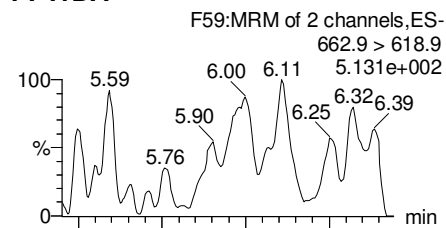
Dataset: F:\Projects\PFAS.PRO\Results\180222M1\180222M1-109.qld

Last Altered: Sunday, February 25, 2018 15:20:07 Pacific Standard Time

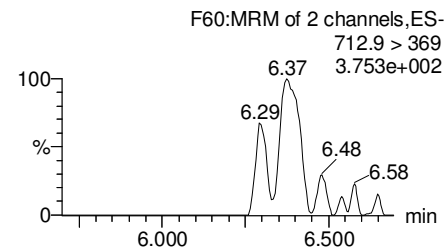
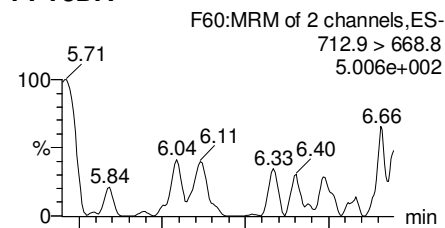
Printed: Sunday, February 25, 2018 15:21:01 Pacific Standard Time

Name: 180222M1\_109, Date: 23-Feb-2018, Time: 11:06:33, ID: 1800284-13 OF-FB12-0218 0.11329, Description: OF-FB12-0218

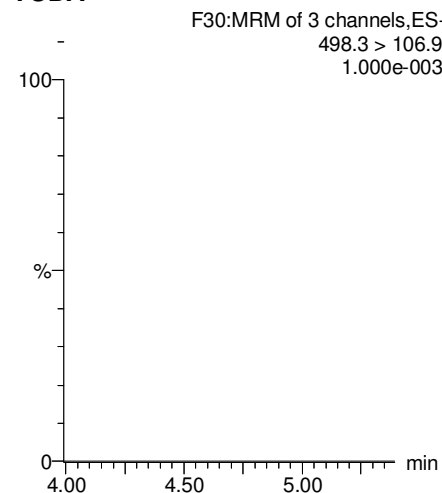
**PFTrDA**



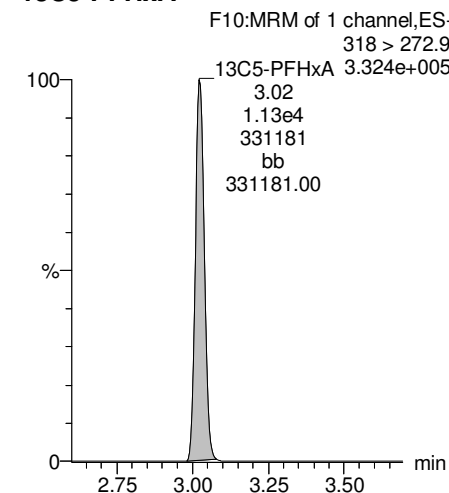
**PFTeDA**



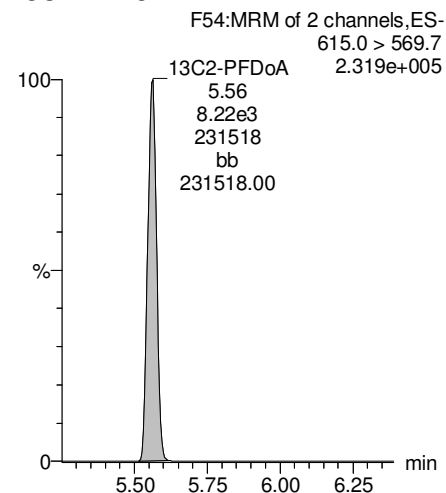
**TCDA**



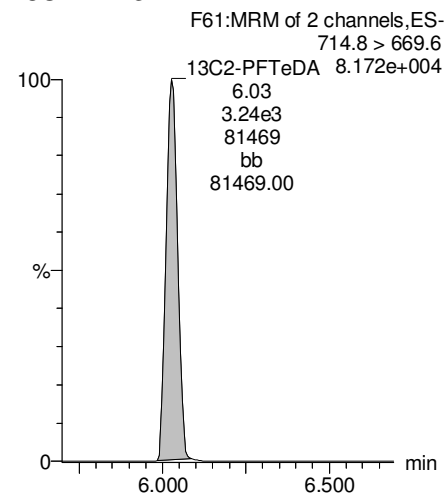
**13C5-PFHxA**



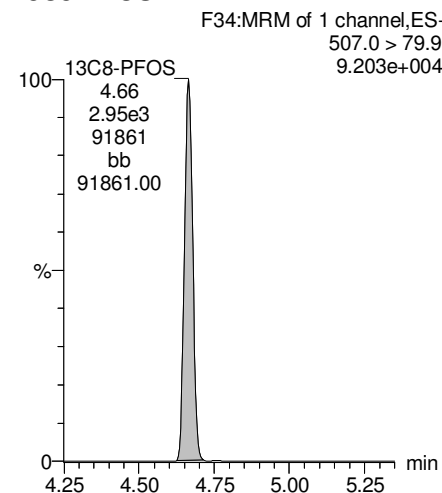
**13C2-PFDoA**



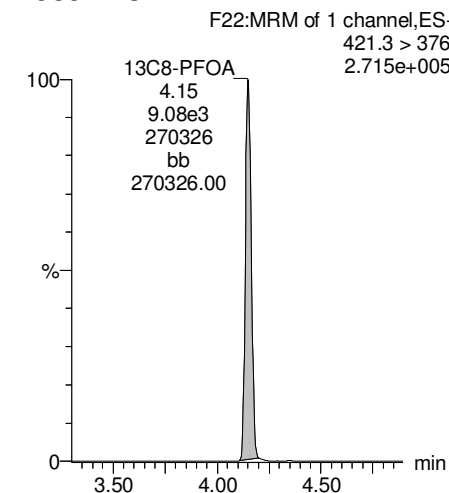
**13C2-PFTeDA**



**13C8-PFOS**



**13C8-PFOA**



Dataset: F:\Projects\PFAS.PRO\Results\180222M1\180222M1-109.qld

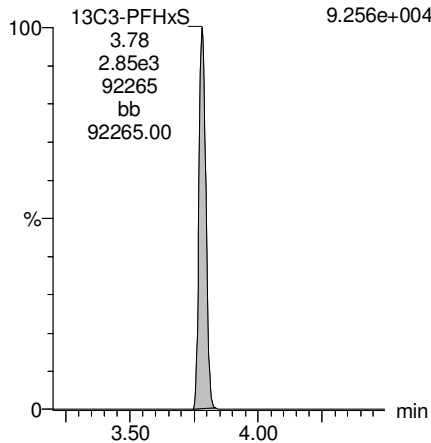
Last Altered: Sunday, February 25, 2018 15:20:07 Pacific Standard Time

Printed: Sunday, February 25, 2018 15:21:01 Pacific Standard Time

Name: 180222M1\_109, Date: 23-Feb-2018, Time: 11:06:33, ID: 1800284-13 OF-FB12-0218 0.11329, Description: OF-FB12-0218

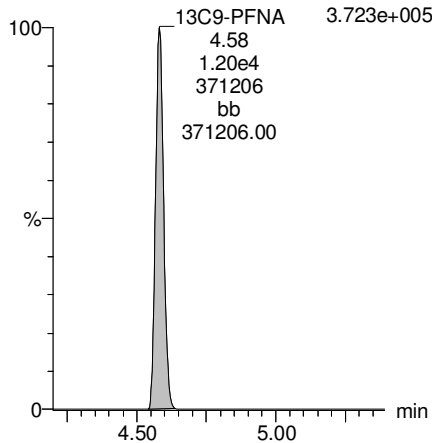
**13C3-PFHxS**

F18:MRM of 1 channel,ES-  
401.9 > 79.9  
9.256e+004



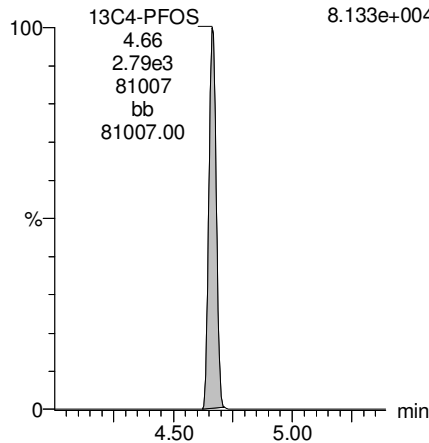
**13C9-PFNA**

F28:MRM of 1 channel,ES-  
472.2 > 426.9  
3.723e+005



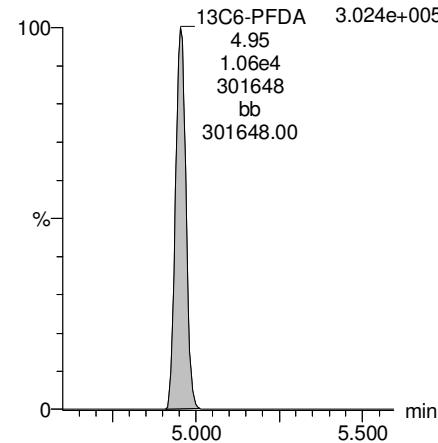
**13C4-PFOS**

F32:MRM of 1 channel,ES-  
503 > 79.9  
8.133e+004



**13C6-PFDA**

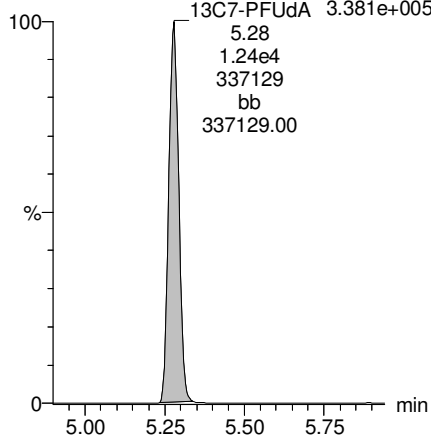
F39:MRM of 1 channel,ES-  
519.1 > 473.7  
3.024e+005



**13C7-PFUdA**

F48:MRM of 1 channel,ES-  
570.1 > 524.8

13C7-PFUdA 3.381e+005  
5.28  
1.24e4  
337129  
bb  
337129.00



Dataset: Z:\Projects\PFAS.PRO\Results\180222M1\180222M1-110.qld

Last Altered: Saturday, March 10, 2018 12:02:19 Pacific Standard Time

Printed: Saturday, March 10, 2018 12:02:53 Pacific Standard Time

Method: F:\Projects\PFAS.PRO\MethDB\PFAS\_FULL\_80C\_022218.mdb 23 Feb 2018 08:58:55

Calibration: F:\Projects\PFAS.PRO\CurveDB\C18\_VAL-PFAS\_Q4\_02-22-18-FULL.cdb 23 Feb 2018 10:57:03

Name: 180222M1\_110, Date: 23-Feb-2018, Time: 11:18:03, ID: 1800284-14 OF-RW09-0218 0.10888, Description: OF-RW09-0218

	# Name	Trace	Area	IS Area	Wt./Vol.	RRF	Pred.RT	RT	y Axis Resp.	Conc.	%Rec
1	3 PFBS	299.0 > 79.7		1.43e3	0.109		2.60				
2	5 PFHxA	313.2 > 268.9		2.84e3	0.109		3.19				
3	7 PFHpA	363.0 > 318.9		6.75e3	0.109		3.81				
4	8 L-PFHxS	398.9 > 79.6	4.61e0	1.00e3	0.109		3.85	3.78	0.0575	0.6542	
5	11 L-PFOA	413 > 368.7		1.10e4	0.109		4.22				
6	14 PFNA	463.0 > 418.8		8.49e3	0.109		4.76				
7	16 L-PFOS	499 > 79.9		3.00e3	0.109		4.74				
8	18 PFDA	513 > 468.8		9.41e3	0.109		5.14				
9	21 N-MeFOSAA	570.1 > 419		3.71e3	0.109		5.29				
10	22 N-EtFOSAA	584.2 > 419		4.11e3	0.109		5.45				
11	23 PFUdA	563.0 > 518.9		1.10e4	0.109		5.46				

Dataset: Z:\Projects\PFAS.PRO\Results\180222M1\180222M1-110.qld

Last Altered: Saturday, March 10, 2018 12:02:19 Pacific Standard Time

Printed: Saturday, March 10, 2018 12:03:08 Pacific Standard Time

Method: F:\Projects\PFAS.PRO\MethDB\PFAS\_FULL\_80C\_022218.mdb 23 Feb 2018 08:58:55

Calibration: F:\Projects\PFAS.PRO\CurveDB\C18\_VAL-PFAS\_Q4\_02-22-18-FULL.cdb 23 Feb 2018 10:57:03

Name: 180222M1\_110, Date: 23-Feb-2018, Time: 11:18:03, ID: 1800284-14 OF-RW09-0218 0.10888, Description: OF-RW09-0218

#	Name	Trace	Area	IS Area	Wt./Vol.	RRF	Pred.RT	RT	y Axis Resp.	Conc.	%Rec
1	25 PFDa	612.9 > 569.0		9.77e3	0.109		5.74				
2	27 PFTDA	662.9 > 618.9		9.77e3	0.109		5.98				
3	28 PFTeDA	712.9 > 668.8		3.85e3	0.109		6.20				
4	36 13C3-PFBS	302. > 98.8	1.43e3	1.05e4	0.109	0.120	2.69	2.53	1.70	129.8244	113.1
5	37 13C2-PFHxA	315 > 269.8	2.84e3	1.05e4	0.109	0.760	3.19	3.03	3.38	40.7946	88.8
6	38 13C4-PFHpA	367.2 > 321.8	6.75e3	1.05e4	0.109	0.729	3.81	3.64	8.03	101.0801	88.0
7	39 18O2-PFHxS	403.0 > 102.6	1.00e3	2.81e3	0.109	0.367	3.96	3.78	4.46	111.5360	97.2
8	40 13C2-PFOA	414.9 > 369.7	1.10e4	1.05e4	0.109	1.225	4.33	4.15	13.1	98.4272	85.7
9	41 13C5-PFNA	468.2 > 422.9	8.49e3	1.17e4	0.109	0.936	4.76	4.59	9.09	89.1405	77.6
10	42 13C8-PFOA	506.1 > 77.7	1.60e3	1.11e4	0.109	0.235	4.83	4.65	1.80	70.1145	61.1
11	43 13C8-PFOS	507.0 > 79.9	3.00e3	2.63e3	0.109	1.018	4.84	4.67	14.3	128.7006	112.1
12	44 13C2-PFDA	515.1 > 469.9	9.41e3	1.06e4	0.109	0.977	5.14	4.96	11.1	104.7043	91.2
13	45 d3-N-MeFOSAA	573.3 > 419	3.71e3	1.11e4	0.109	0.405	5.29	5.11	4.16	94.4236	82.2
14	46 d5-N-EtFOSAA	589.3 > 419	4.11e3	1.11e4	0.109	0.419	5.45	5.26	4.61	101.0459	88.0
15	47 13C2-PFUDa	565 > 519.8	1.10e4	1.11e4	0.109	1.045	5.46	5.28	12.4	108.6532	94.6
16	48 13C2-PFDa	615.0 > 569.7	9.77e3	1.11e4	0.109	0.832	5.74	5.57	11.0	120.8538	105.3
17	49 d3-N-MeFOSA	515.2 > 168.9		1.11e4	0.109	0.109	5.84				
18	50 13C2-PFTeDA	714.8 > 669.6	3.85e3	1.11e4	0.109	0.313	6.20	6.03	4.32	126.6359	110.3
19	51 d5-N-ETFOSA	531.1 > 168.9		1.11e4	0.109	0.160	6.22				
20	52 13C2-PFHxDA	815 > 769.7	3.07e3	1.11e4	0.109	0.648	6.51	6.38	3.44	48.8182	106.3
21	53 d7-N-MeFOSE	623.1 > 58.9		1.11e4	0.109	0.150	6.31				
22	54 d9-N-EtFOSE	639.2 > 58.8		1.11e4	0.109	0.142	6.45				
23	55 13C4-PFBA	217. > 171.8	7.95e3	7.95e3	0.109	1.000	1.46	1.30	12.5	114.8053	100.0
24	56 13C5-PFHxA	318 > 272.9	1.05e4	1.05e4	0.109	1.000	3.19	3.03	12.5	114.8053	100.0
25	57 13C3-PFHxS	401.9 > 79.9	2.81e3	2.81e3	0.109	1.000	3.96	3.78	12.5	114.8053	100.0
26	58 13C8-PFOA	421.3 > 376	1.05e4	1.05e4	0.109	1.000	4.33	4.15	12.5	114.8053	100.0
27	59 13C9-PFNA	472.2 > 426.9	1.17e4	1.17e4	0.109	1.000	4.70	4.59	12.5	114.8053	100.0
28	60 13C4-PFOS	503 > 79.9	2.63e3	2.63e3	0.109	1.000	4.84	4.67	12.5	114.8053	100.0
29	61 13C6-PFDA	519.1 > 473.7	1.06e4	1.06e4	0.109	1.000	5.14	4.96	12.5	114.8053	100.0
30	62 13C7-PFUDa	570.1 > 524.8	1.11e4	1.11e4	0.109	1.000	5.46	5.28	12.5	114.8053	100.0
31	63 Total PFHxS	398.9 > 79.6	4.61e0	1.00e3	0.109		3.85		0.0575	0.6542	
32	64 Total PFOA	413 > 368.7	0.00e0	1.10e4	0.109		4.21		0.000		

GM for AD 3/10/2018

Dataset: Z:\Projects\PFAS.PRO\Results\180222M1\180222M1-110.qld

Last Altered: Saturday, March 10, 2018 12:02:19 Pacific Standard Time

Printed: Saturday, March 10, 2018 12:03:08 Pacific Standard Time

Name: 180222M1\_110, Date: 23-Feb-2018, Time: 11:18:03, ID: 1800284-14 OF-RW09-0218 0.10888, Description: OF-RW09-0218

	# Name	Trace	Area	IS Area	Wt./Vol.	RRF	Pred.RT	RT	y Axis Resp.	Conc.	%Rec
33	65 Total PFOS	499 > 79.9	0.00e0	3.00e3	0.109		4.73		0.000		
34	66 Total N-MeFOSAA	570.1 > 419	0.00e0	3.71e3	0.109		5.29		0.000		
35	67 Total N-EtFOSAA	584.2 > 419	0.00e0	4.11e3	0.109		5.45		0.000		



Dataset: Z:\Projects\PFAS.PRO\Results\180222M1\180222M1-110.qld

Last Altered: Saturday, March 10, 2018 12:02:19 Pacific Standard Time

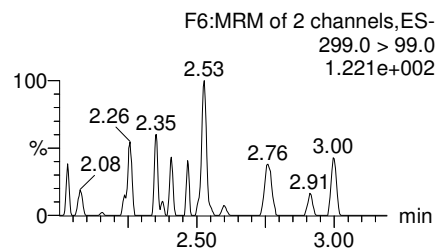
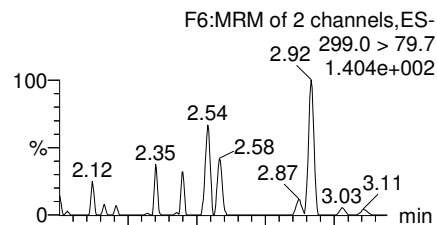
Printed: Saturday, March 10, 2018 12:03:08 Pacific Standard Time

Method: F:\Projects\PFAS.PRO\MethDB\PFAS\_FULL\_80C\_022218.mdb 23 Feb 2018 08:58:55

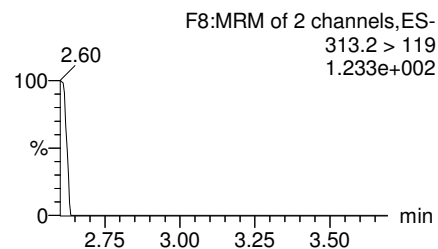
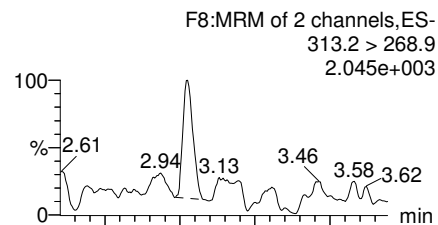
Calibration: F:\Projects\PFAS.PRO\CurveDB\C18\_VAL-PFAS\_Q4\_02-22-18-FULL.cdb 23 Feb 2018 10:57:03

Name: 180222M1\_110, Date: 23-Feb-2018, Time: 11:18:03, ID: 1800284-14 OF-RW09-0218 0.10888, Description: OF-RW09-0218

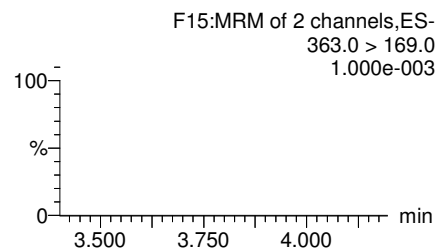
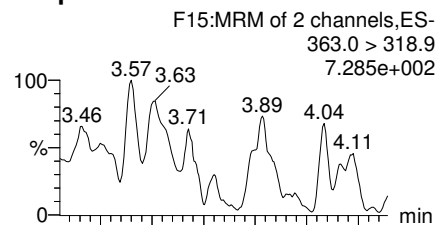
**PFBS**



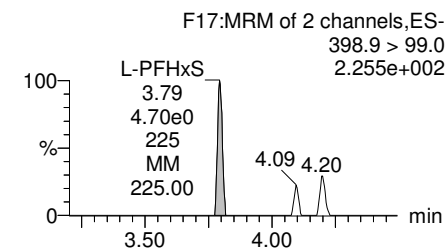
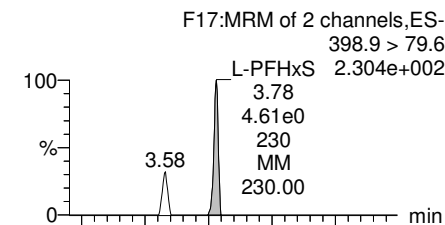
**PFHxA**



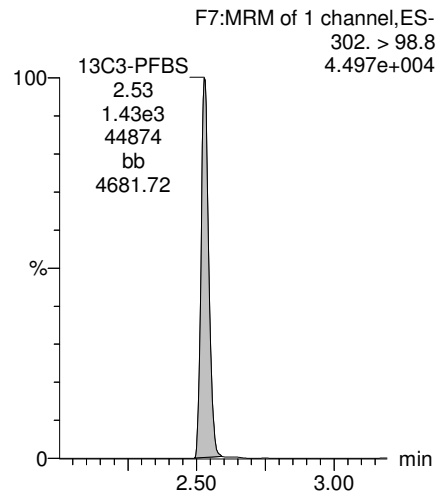
**PFHpA**



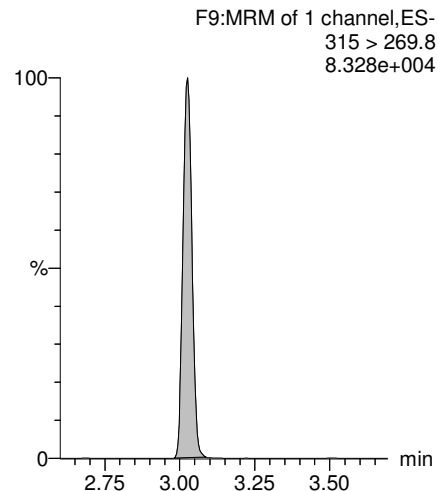
**Total PFHxS**



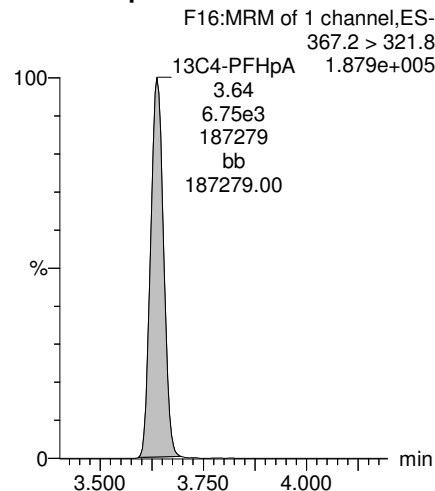
**13C3-PFBS**



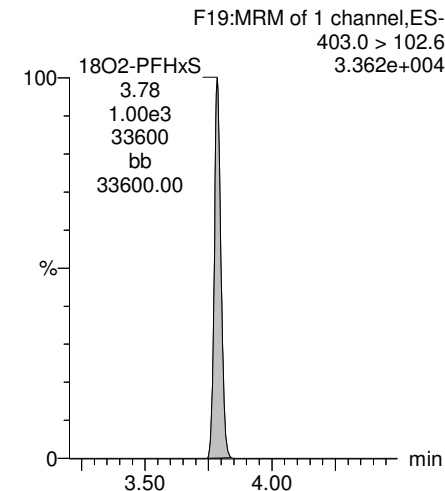
**13C2-PFHxA**



**13C4-PFHpA**



**18O2-PFHxS**



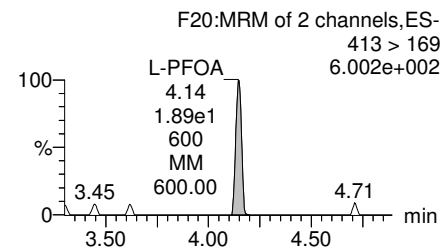
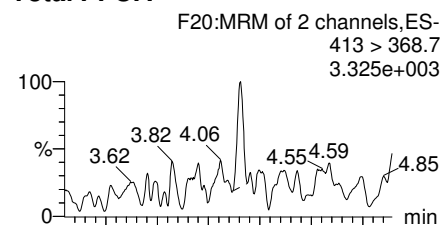
Dataset: Z:\Projects\PFAS.PRO\Results\180222M1\180222M1-110.qld

Last Altered: Saturday, March 10, 2018 12:02:19 Pacific Standard Time

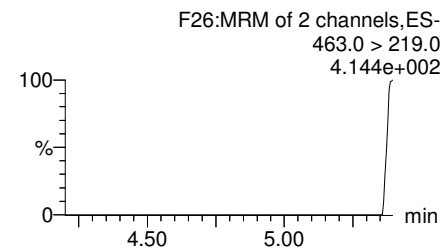
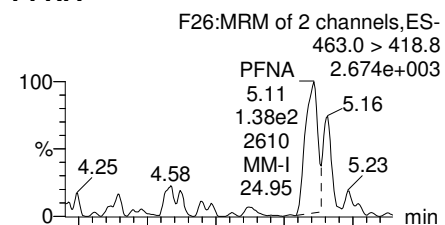
Printed: Saturday, March 10, 2018 12:03:08 Pacific Standard Time

Name: 180222M1\_110, Date: 23-Feb-2018, Time: 11:18:03, ID: 1800284-14 OF-RW09-0218 0.10888, Description: OF-RW09-0218

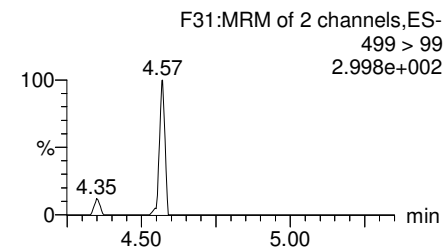
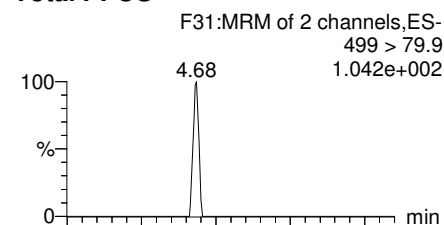
**Total PFOA**



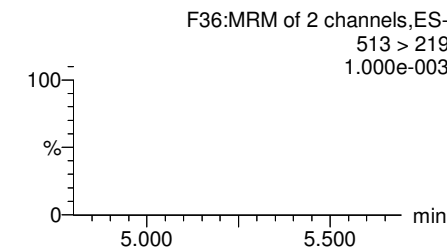
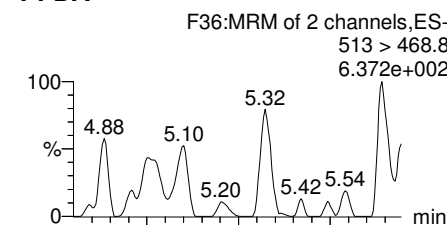
**PFNA**



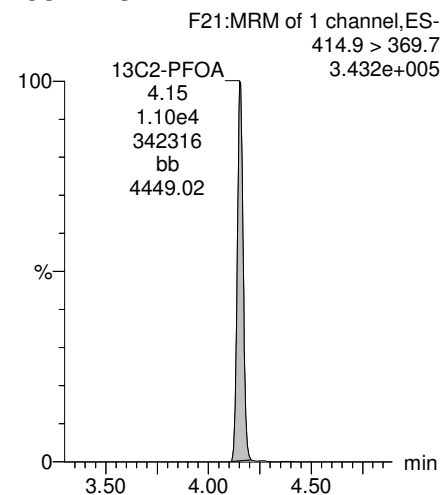
**Total PFOS**



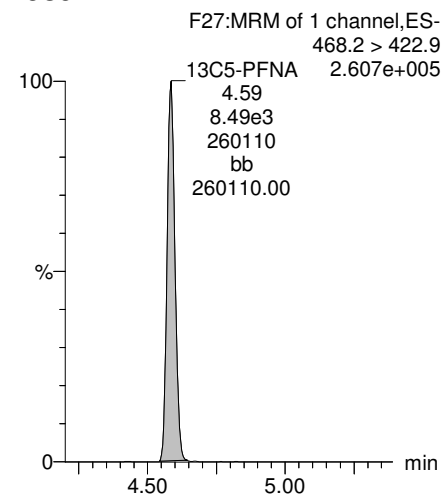
**PFDA**



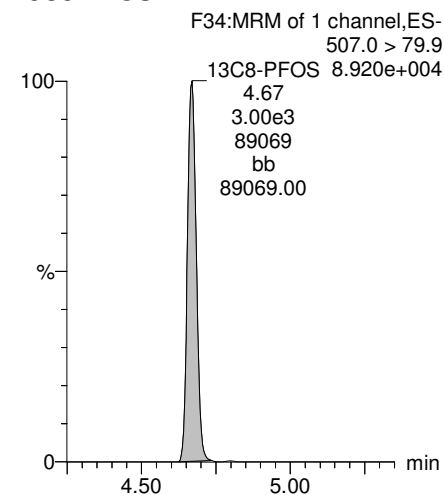
**13C2-PFOA**



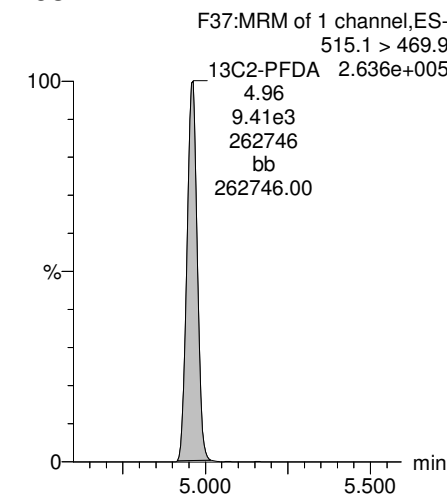
**13C5-PFNA**



**13C8-PFOS**



**13C2-PFDA**

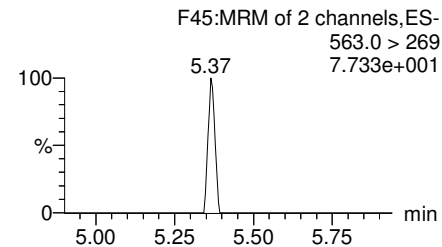
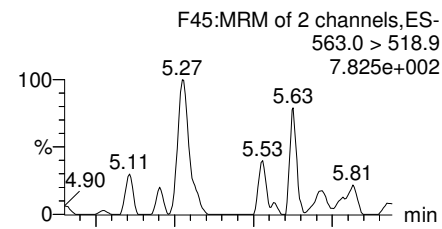


Dataset: Z:\Projects\PFAS.PRO\Results\180222M1\180222M1-110.qld

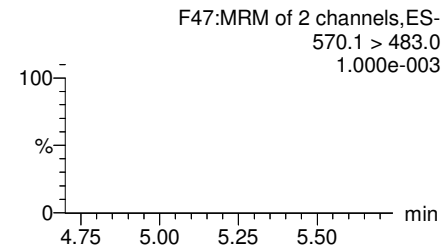
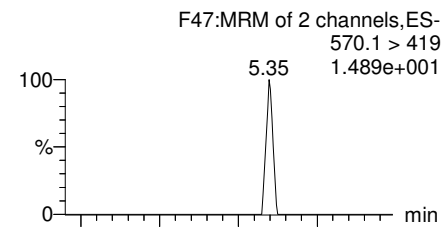
Last Altered: Saturday, March 10, 2018 12:02:19 Pacific Standard Time  
Printed: Saturday, March 10, 2018 12:03:08 Pacific Standard Time

Name: 180222M1\_110, Date: 23-Feb-2018, Time: 11:18:03, ID: 1800284-14 OF-RW09-0218 0.10888, Description: OF-RW09-0218

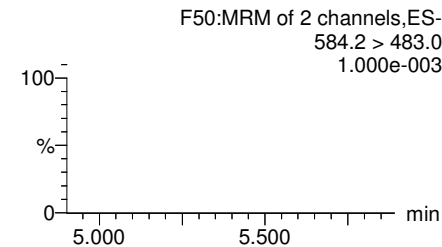
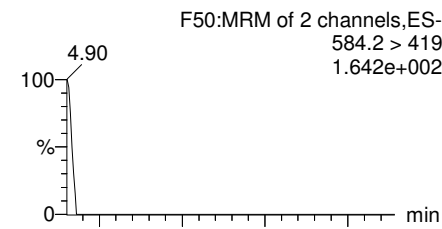
**PFUdA**



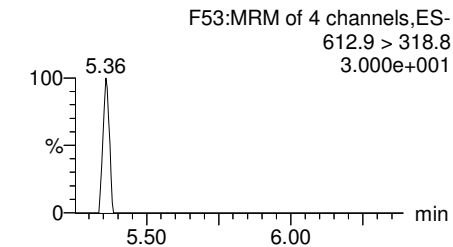
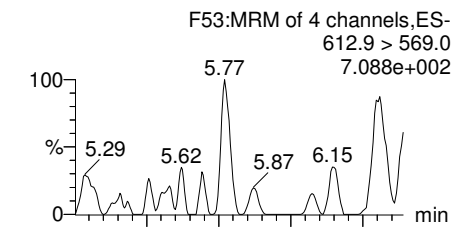
**N-MeFOSAA**



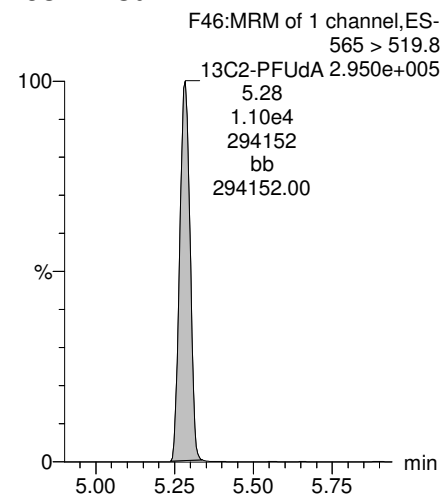
**N-EtFOSAA**



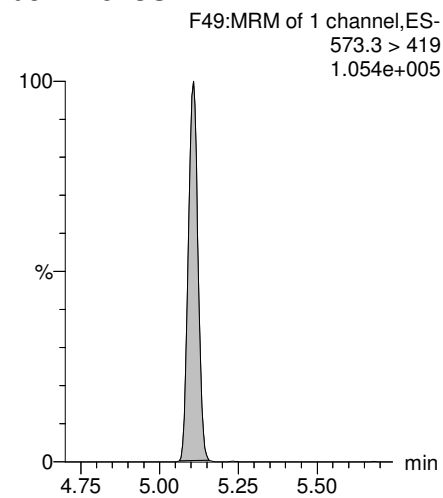
**PFDoA**



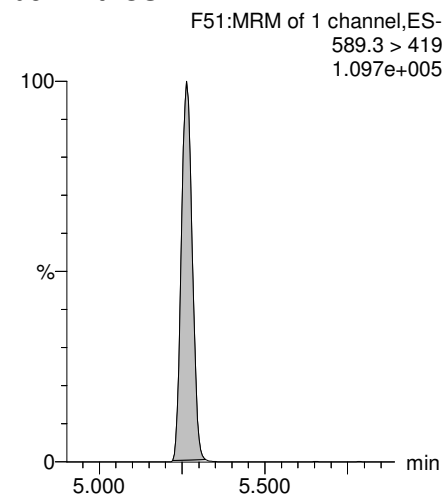
**13C2-PFUdA**



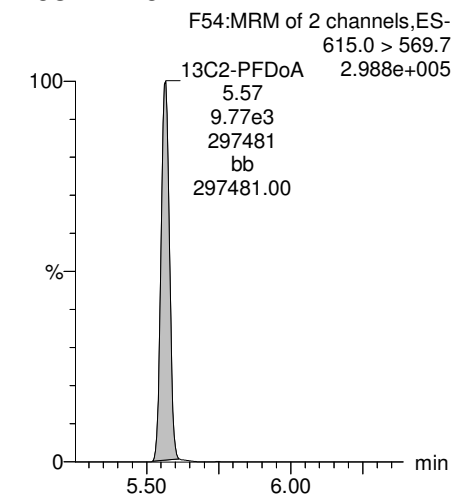
**d3-N-MeFOSAA**



**d5-N-EtFOSAA**



**13C2-PFDoA**

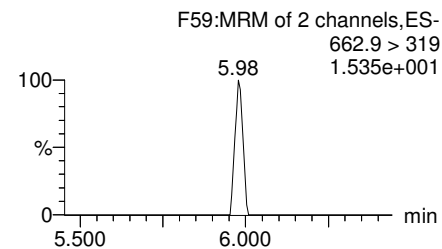
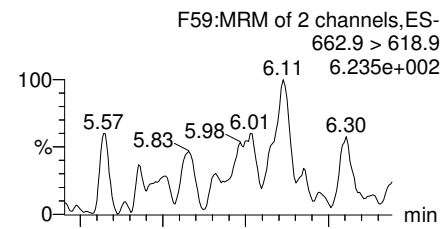


Dataset: Z:\Projects\PFAS.PRO\Results\180222M1\180222M1-110.qld

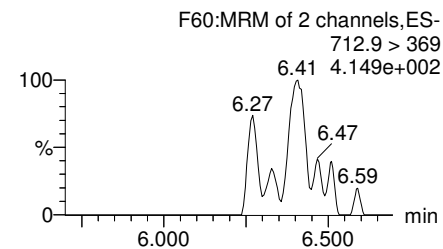
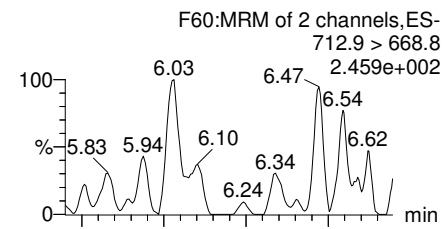
Last Altered: Saturday, March 10, 2018 12:02:19 Pacific Standard Time  
Printed: Saturday, March 10, 2018 12:03:08 Pacific Standard Time

Name: 180222M1\_110, Date: 23-Feb-2018, Time: 11:18:03, ID: 1800284-14 OF-RW09-0218 0.10888, Description: OF-RW09-0218

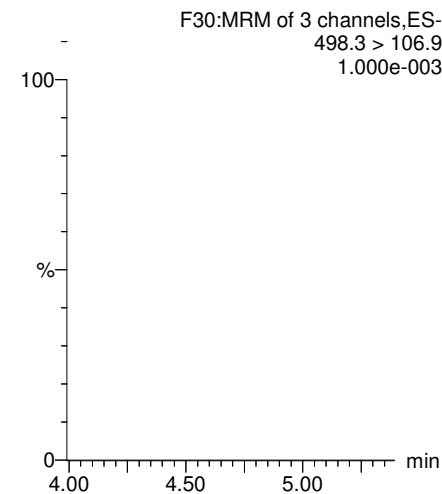
**PFTrDA**



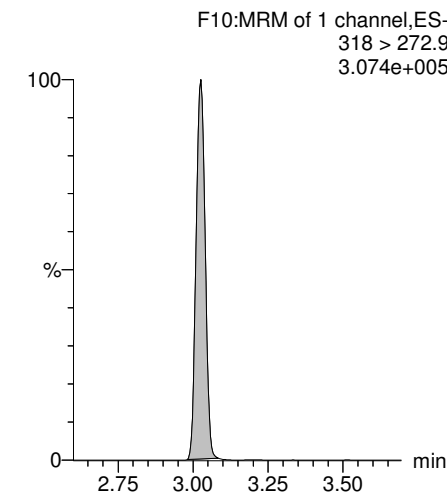
**PFTeDA**



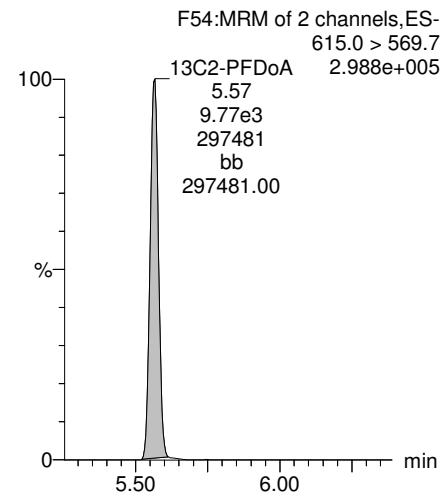
**TCDA**



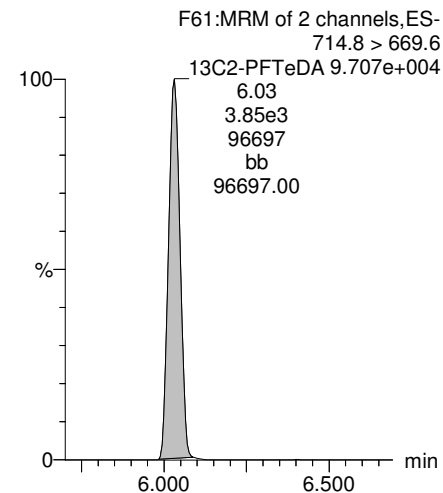
**13C5-PFHxA**



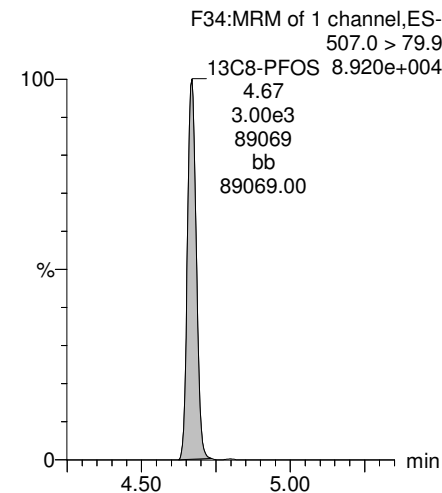
**13C2-PFDoA**



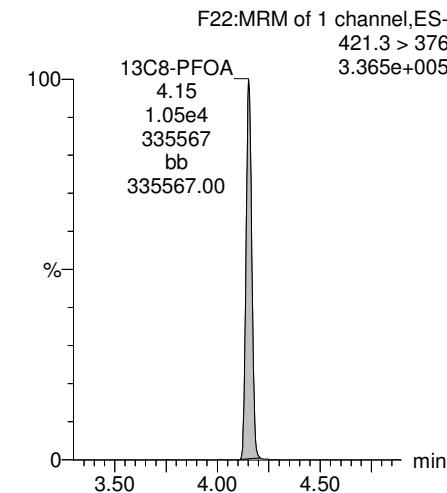
**13C2-PFTeDA**



**13C8-PFOS**



**13C8-PFOA**

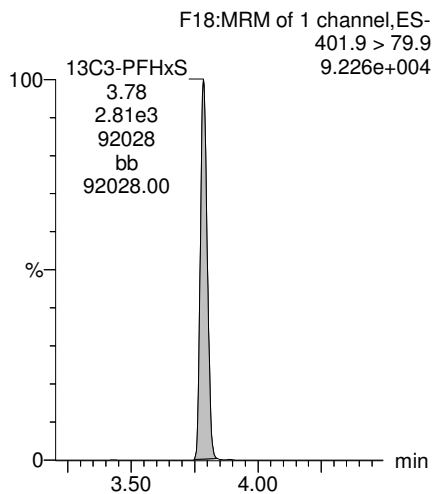


Dataset: Z:\Projects\PFAS.PRO\Results\180222M1\180222M1-110.qld

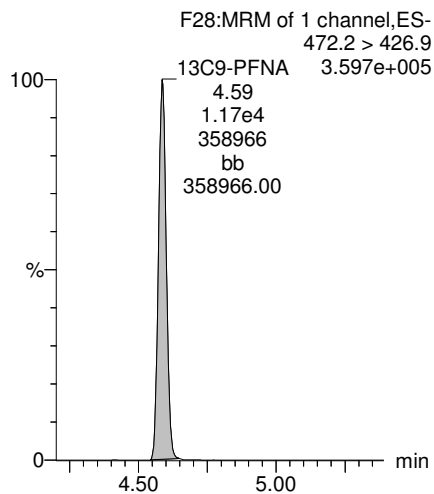
Last Altered: Saturday, March 10, 2018 12:02:19 Pacific Standard Time  
Printed: Saturday, March 10, 2018 12:03:08 Pacific Standard Time

Name: 180222M1\_110, Date: 23-Feb-2018, Time: 11:18:03, ID: 1800284-14 OF-RW09-0218 0.10888, Description: OF-RW09-0218

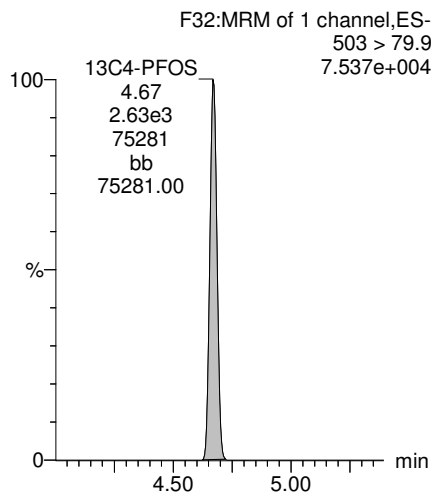
**13C3-PFHxS**



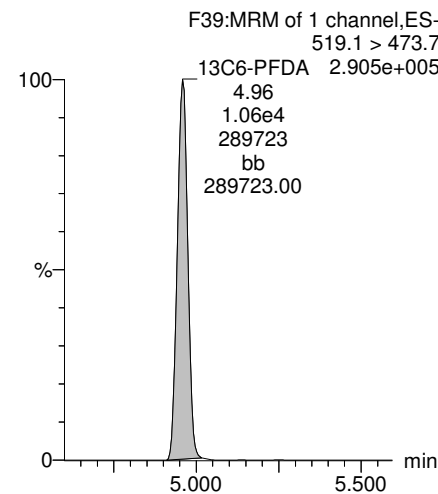
**13C9-PFNA**



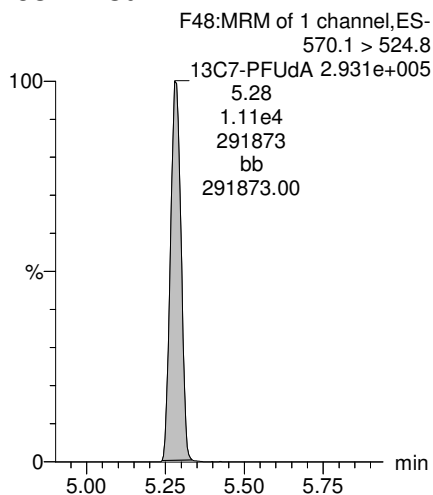
**13C4-PFOS**



**13C6-PFDA**



**13C7-PFUdA**



Dataset: F:\Projects\PFAS.PRO\Results\180222M1\180222M1-111.qld

Last Altered: Sunday, February 25, 2018 15:29:12 Pacific Standard Time

Printed: Sunday, February 25, 2018 15:29:54 Pacific Standard Time

Method: F:\Projects\PFAS.PRO\MethDB\PFAS\_FULL\_80C\_022218.mdb 23 Feb 2018 08:58:55

Calibration: F:\Projects\PFAS.PRO\CurveDB\C18\_VAL-PFAS\_Q4\_02-22-18-FULL.cdb 23 Feb 2018 10:57:03

Name: 180222M1\_111, Date: 23-Feb-2018, Time: 11:29:32, ID: 1800284-15 OF-FB09-0218 0.11462, Description: OF-FB09-0218

	#	Name	Trace	Area	IS Area	Wt./Vol.	RRF	Pred.RT	RT	y Axis Resp.	Conc.	%Rec
1	3	PFBS	299.0 > 79.7		1.37e3	0.115		2.60				
2	5	PFHxA	313.2 > 268.9		2.95e3	0.115		3.19				
3	7	PFHpA	363.0 > 318.9		6.35e3	0.115		3.81				
4	8	L-PFHxS	398.9 > 79.6	9.87e0	1.07e3	0.115		3.85	3.78	0.115	0.8945	
5	11	L-PFOA	413 > 368.7	9.39e1	1.15e4	0.115		4.22	4.15	0.102	0.1025	
6	14	PFNA	463.0 > 418.8		8.14e3	0.115		4.76				
7	16	L-PFOS	499 > 79.9		2.39e3	0.115		4.74				
8	18	PFDA	513 > 468.8		7.28e3	0.115		5.14				
9	21	N-MeFOSAA	570.1 > 419		3.24e3	0.115		5.29				
10	22	N-EtFOSAA	584.2 > 419		3.00e3	0.115		5.45				
11	23	PFUdA	563.0 > 518.9		7.91e3	0.115		5.46				

Dataset: F:\Projects\PFAS.PRO\Results\180222M1\180222M1-111.qld

Last Altered: Sunday, February 25, 2018 15:29:12 Pacific Standard Time

Printed: Sunday, February 25, 2018 15:30:01 Pacific Standard Time

Method: F:\Projects\PFAS.PRO\MethDB\PFAS\_FULL\_80C\_022218.mdb 23 Feb 2018 08:58:55

Calibration: F:\Projects\PFAS.PRO\CurveDB\C18\_VAL-PFAS\_Q4\_02-22-18-FULL.cdb 23 Feb 2018 10:57:03

Name: 180222M1\_111, Date: 23-Feb-2018, Time: 11:29:32, ID: 1800284-15 OF-FB09-0218 0.11462, Description: OF-FB09-0218

#	Name	Trace	Area	IS Area	Wt./Vol.	RRF	Pred.RT	RT	y Axis Resp.	Conc.	%Rec	
1	25	PFDa	612.9 > 569.0	6.51e3	0.115		5.74					
2	27	PFTDA	662.9 > 618.9	6.51e3	0.115		5.98					
3	28	PFTeDA	712.9 > 668.8	3.13e3	0.115		6.20					
4	36	13C3-PFBS	302. > 98.8	1.37e3	1.03e4	0.115	0.120	2.69	2.53	1.66	120.5764	110.6
5	37	13C2-PFHxA	315 > 269.8	2.95e3	1.03e4	0.115	0.760	3.19	3.03	3.58	41.1371	94.3
6	38	13C4-PFHpA	367.2 > 321.8	6.35e3	1.03e4	0.115	0.729	3.81	3.63	7.72	92.3804	84.7
7	39	18O2-PFHxS	403.0 > 102.6	1.07e3	2.88e3	0.115	0.367	3.96	3.78	4.67	110.9352	101.7
8	40	13C2-PFOA	414.9 > 369.7	1.15e4	8.76e3	0.115	1.225	4.33	4.15	16.4	117.0793	107.4
9	41	13C5-PFNA	468.2 > 422.9	8.14e3	1.03e4	0.115	0.936	4.76	4.58	9.91	92.3230	84.7
10	42	13C8-PFOSA	506.1 > 77.7	9.31e2	1.13e4	0.115	0.235	4.83	4.64	1.03	38.2190	35.0
11	43	13C8-PFOS	507.0 > 79.9	2.39e3	2.50e3	0.115	1.018	4.84	4.66	12.0	102.5142	94.0
12	44	13C2-PFDA	515.1 > 469.9	7.28e3	1.02e4	0.115	0.977	5.14	4.95	8.93	79.7519	73.1
13	45	d3-N-MeFOSAA	573.3 > 419	3.24e3	1.13e4	0.115	0.405	5.29	5.10	3.58	77.2862	70.9
14	46	d5-N-EtFOSAA	589.3 > 419	3.00e3	1.13e4	0.115	0.419	5.45	5.26	3.32	69.2138	63.5
15	47	13C2-PFUdA	565 > 519.8	7.91e3	1.13e4	0.115	1.045	5.46	5.28	8.75	73.0644	67.0
16	48	13C2-PFDoA	615.0 > 569.7	6.51e3	1.13e4	0.115	0.832	5.74	5.56	7.20	75.5057	69.2
17	49	d3-N-MeFOSA	515.2 > 168.9		1.13e4	0.115	0.109	5.84				
18	50	13C2-PFTeDA	714.8 > 669.6	3.13e3	1.13e4	0.115	0.313	6.20	6.03	3.46	96.2800	88.3
19	51	d5-N-ETFOSA	531.1 > 168.9		1.13e4	0.115	0.160	6.22				
20	52	13C2-PFHxDA	815 > 769.7	2.63e3	1.13e4	0.115	0.648	6.51	6.37	2.91	39.2127	89.9
21	53	d7-N-MeFOSE	623.1 > 58.9		1.13e4	0.115	0.150	6.31				
22	54	d9-N-EtFOSE	639.2 > 58.8		1.13e4	0.115	0.142	6.45				
23	55	13C4-PFBA	217. > 171.8	8.13e3	8.13e3	0.115	1.000	1.46	1.30	12.5	109.0560	100.0
24	56	13C5-PFHxA	318 > 272.9	1.03e4	1.03e4	0.115	1.000	3.19	3.03	12.5	109.0560	100.0
25	57	13C3-PFHxS	401.9 > 79.9	2.88e3	2.88e3	0.115	1.000	3.96	3.78	12.5	109.0560	100.0
26	58	13C8-PFOA	421.3 > 376	8.76e3	8.76e3	0.115	1.000	4.33	4.15	12.5	109.0560	100.0
27	59	13C9-PFNA	472.2 > 426.9	1.03e4	1.03e4	0.115	1.000	4.70	4.58	12.5	109.0560	100.0
28	60	13C4-PFOS	503 > 79.9	2.50e3	2.50e3	0.115	1.000	4.84	4.66	12.5	109.0560	100.0
29	61	13C6-PFDA	519.1 > 473.7	1.02e4	1.02e4	0.115	1.000	5.14	4.95	12.5	109.0560	100.0
30	62	13C7-PFUdA	570.1 > 524.8	1.13e4	1.13e4	0.115	1.000	5.46	5.27	12.5	109.0560	100.0
31	63	Total PFHxS	398.9 > 79.6	9.87e0	1.07e3	0.115		3.85		0.115	0.8945	
32	64	Total PFOA	413 > 368.7	9.39e1	1.15e4	0.115		4.21		0.102	0.1025	

AD 2/25/2018

Dataset: F:\Projects\PFAS.PRO\Results\180222M1\180222M1-111.qld

Last Altered: Sunday, February 25, 2018 15:29:12 Pacific Standard Time

Printed: Sunday, February 25, 2018 15:30:01 Pacific Standard Time

**Name: 180222M1\_111, Date: 23-Feb-2018, Time: 11:29:32, ID: 1800284-15 OF-FB09-0218 0.11462, Description: OF-FB09-0218**

	# Name	Trace	Area	IS Area	Wt./Vol.	RRF	Pred.RT	RT	y Axis Resp.	Conc.	%Rec
33	65 Total PFOS	499 > 79.9	0.00e0	2.39e3	0.115		4.73		0.000		
34	66 Total N-MeFOSAA	570.1 > 419	0.00e0	3.24e3	0.115		5.29		0.000		
35	67 Total N-EtFOSAA	584.2 > 419	0.00e0	3.00e3	0.115		5.45		0.000		



Dataset: F:\Projects\PFAS.PRO\Results\180222M1\180222M1-111.qld

Last Altered: Sunday, February 25, 2018 15:29:12 Pacific Standard Time

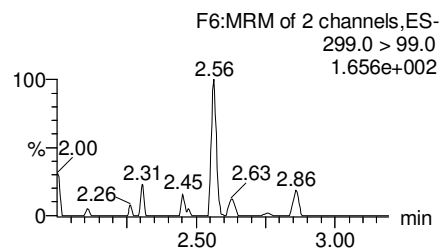
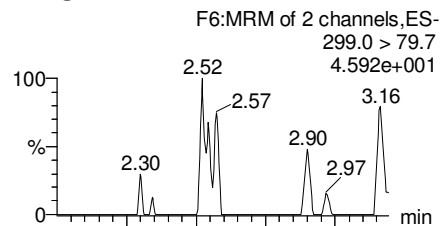
Printed: Sunday, February 25, 2018 15:30:01 Pacific Standard Time

Method: F:\Projects\PFAS.PRO\MethDB\PFAS\_FULL\_80C\_022218.mdb 23 Feb 2018 08:58:55


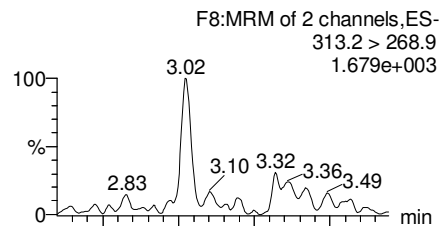
Calibration: F:\Projects\PFAS.PRO\CurveDB\C18\_VAL-PFAS\_Q4\_02-22-18-FULL.cdb 23 Feb 2018 10:57:03

Name: 180222M1\_111, Date: 23-Feb-2018, Time: 11:29:32, ID: 1800284-15 OF-FB09-0218 0.11462, Description: OF-FB09-0218

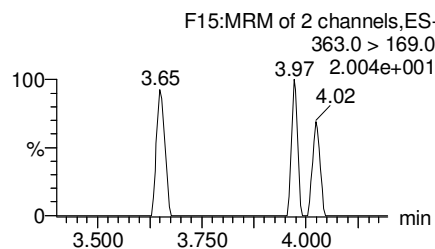
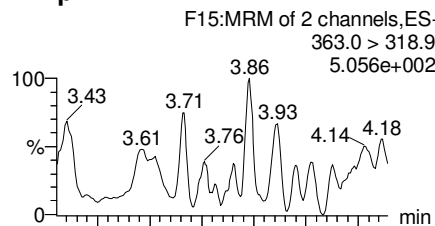
**PFBS**



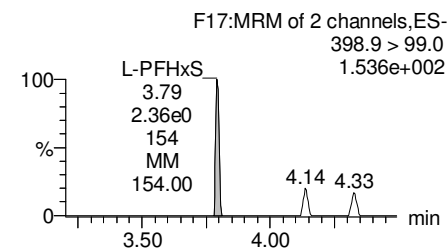
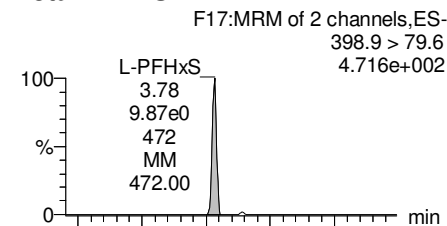
**PFHxA**



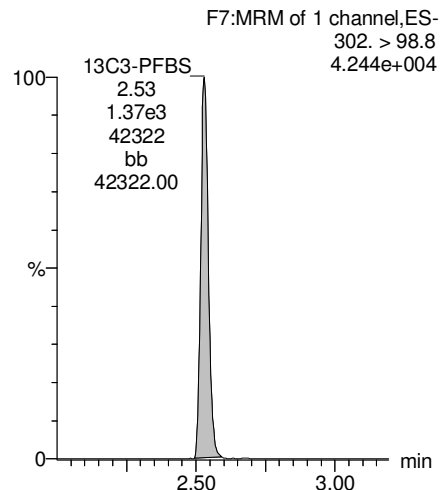
**PFHpA**



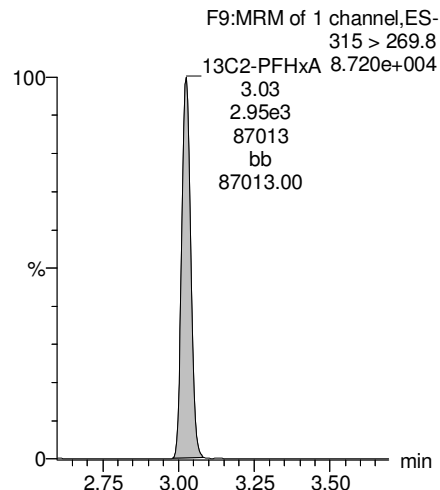
**Total PFHxS**



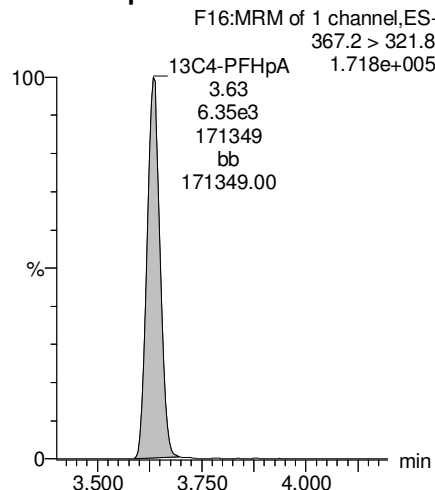
**13C3-PFBS**



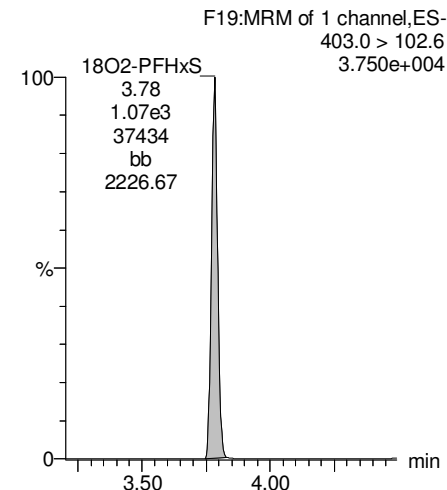
**13C2-PFHxA**



**13C4-PFHpA**



**18O2-PFHxS**



Dataset: F:\Projects\PFAS.PRO\Results\180222M1\180222M1-111.qld

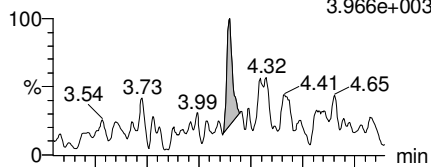
Last Altered: Sunday, February 25, 2018 15:29:12 Pacific Standard Time

Printed: Sunday, February 25, 2018 15:30:01 Pacific Standard Time

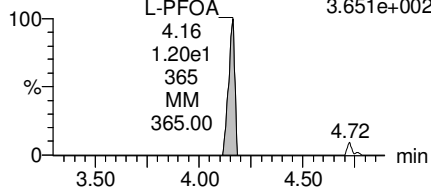
Name: 180222M1\_111, Date: 23-Feb-2018, Time: 11:29:32, ID: 1800284-15 OF-FB09-0218 0.11462, Description: OF-FB09-0218

**Total PFOA**

F20:MRM of 2 channels,ES-  
413 > 368.7  
3.966e+003

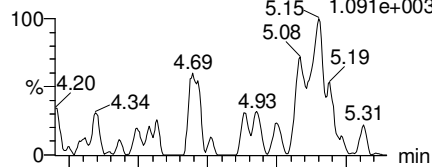


F20:MRM of 2 channels,ES-  
413 > 169  
3.651e+002

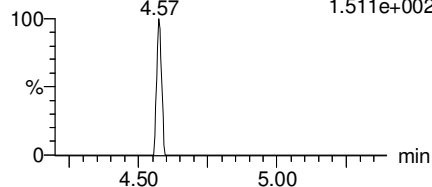


**PFNA**

F26:MRM of 2 channels,ES-  
463.0 > 418.8  
1.091e+003

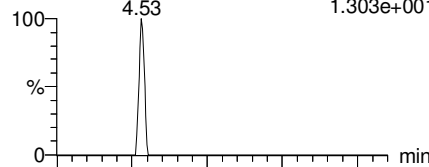


F26:MRM of 2 channels,ES-  
463.0 > 219.0  
1.511e+002

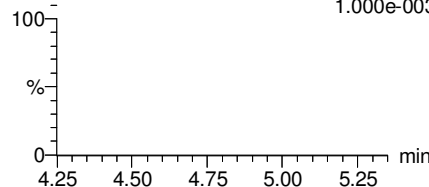


**Total PFOS**

F31:MRM of 2 channels,ES-  
499 > 79.9  
1.303e+001

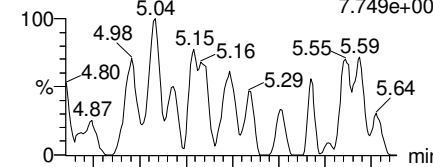


F31:MRM of 2 channels,ES-  
499 > 99  
1.000e-003

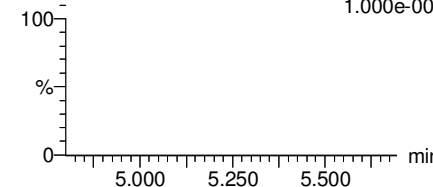


**PFDA**

F36:MRM of 2 channels,ES-  
513 > 468.8  
7.749e+002

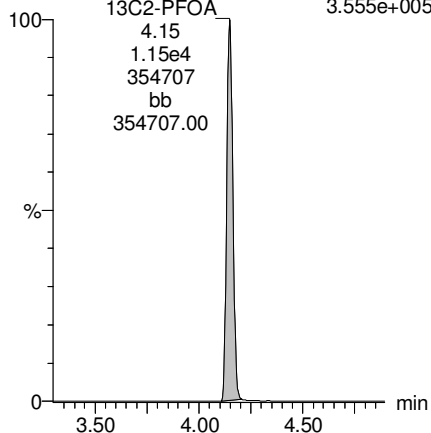


F36:MRM of 2 channels,ES-  
513 > 219  
1.000e-003



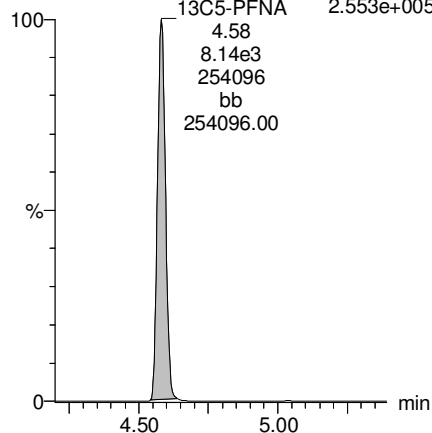
**13C2-PFOA**

F21:MRM of 1 channel,ES-  
414.9 > 369.7  
3.555e+005



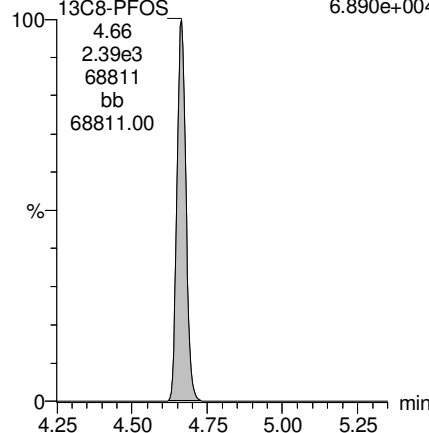
**13C5-PFNA**

F27:MRM of 1 channel,ES-  
468.2 > 422.9  
2.553e+005



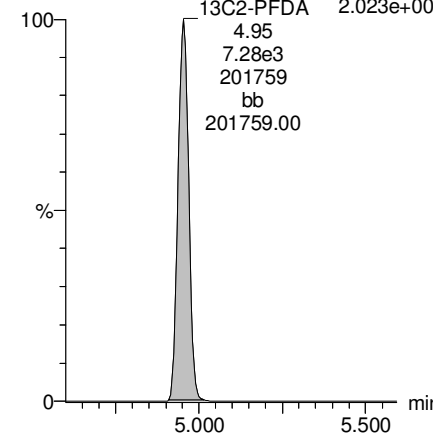
**13C8-PFOS**

F34:MRM of 1 channel,ES-  
507.0 > 79.9  
6.890e+004



**13C2-PFDA**

F37:MRM of 1 channel,ES-  
515.1 > 469.9  
2.023e+005



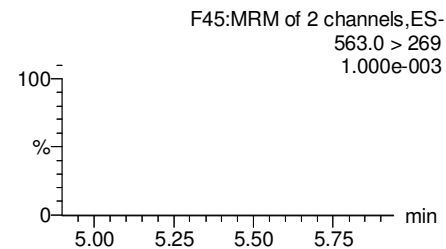
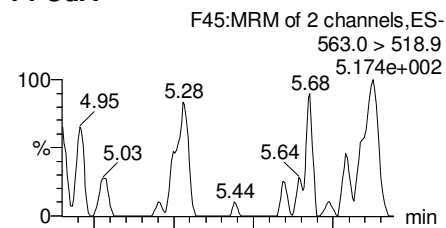
Dataset: F:\Projects\PFAS.PRO\Results\180222M1\180222M1-111.qld

Last Altered: Sunday, February 25, 2018 15:29:12 Pacific Standard Time

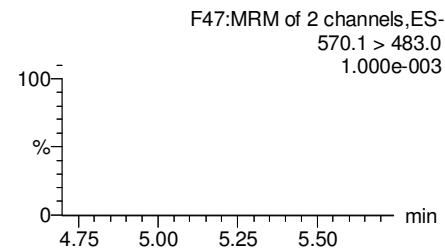
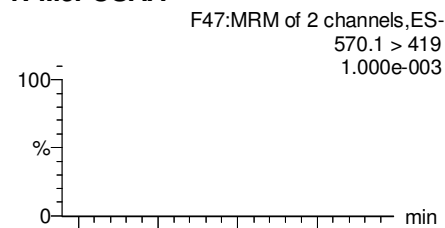
Printed: Sunday, February 25, 2018 15:30:01 Pacific Standard Time

Name: 180222M1\_111, Date: 23-Feb-2018, Time: 11:29:32, ID: 1800284-15 OF-FB09-0218 0.11462, Description: OF-FB09-0218

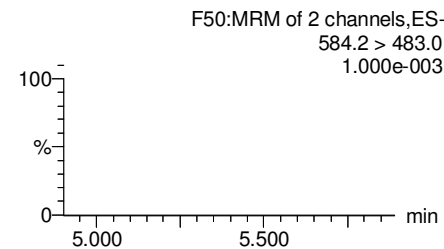
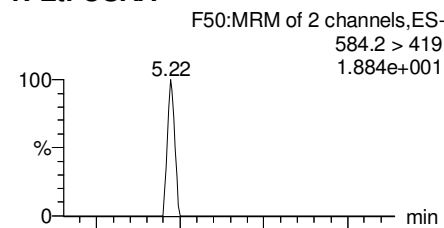
**PFUdA**



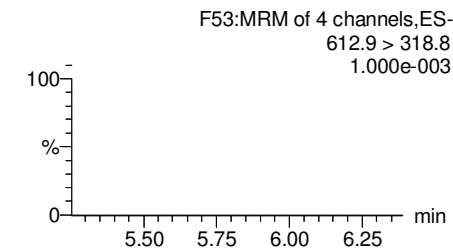
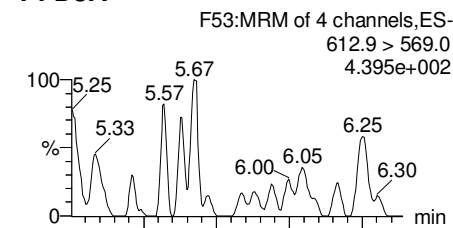
**N-MeFOSAA**



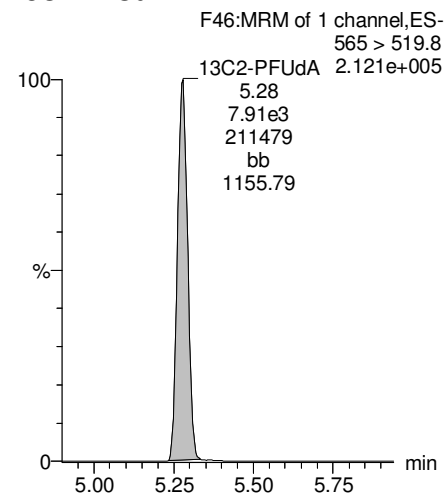
**N-EtFOSAA**



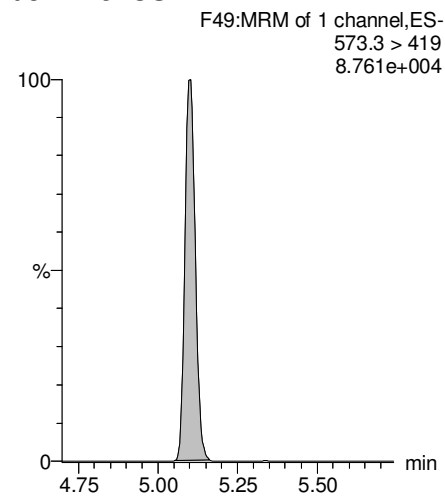
**PFDaA**



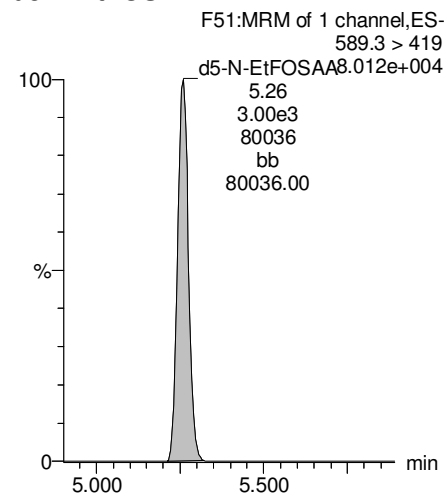
**13C2-PFUdA**



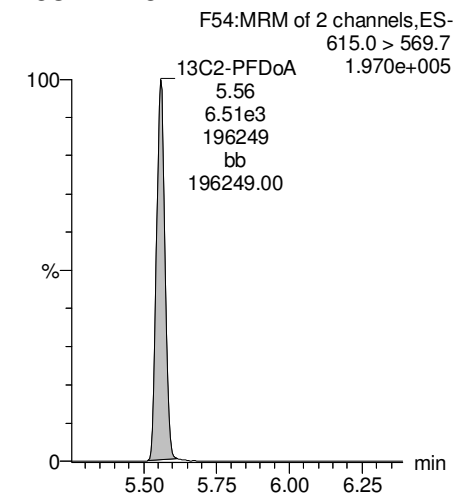
**d3-N-MeFOSAA**



**d5-N-EtFOSAA**



**13C2-PFDaA**



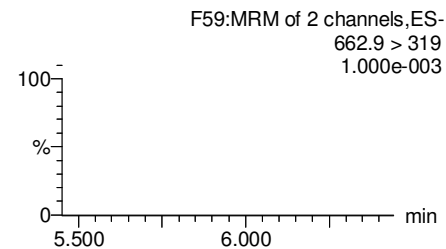
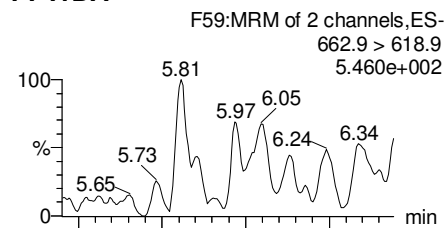
Dataset: F:\Projects\PFAS.PRO\Results\180222M1\180222M1-111.qld

Last Altered: Sunday, February 25, 2018 15:29:12 Pacific Standard Time

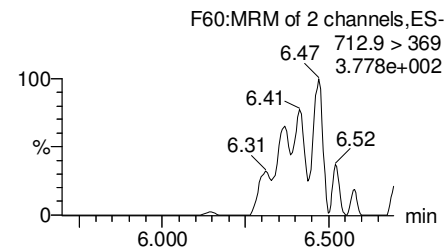
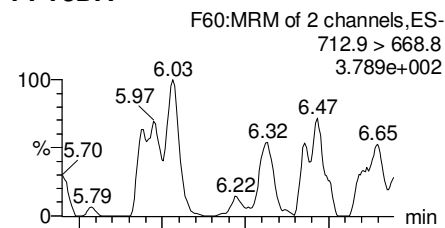
Printed: Sunday, February 25, 2018 15:30:01 Pacific Standard Time

Name: 180222M1\_111, Date: 23-Feb-2018, Time: 11:29:32, ID: 1800284-15 OF-FB09-0218 0.11462, Description: OF-FB09-0218

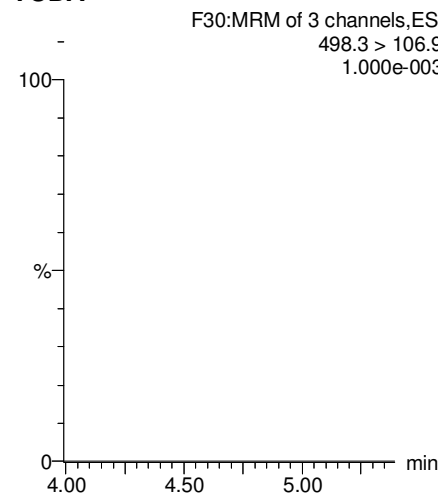
**PFTrDA**



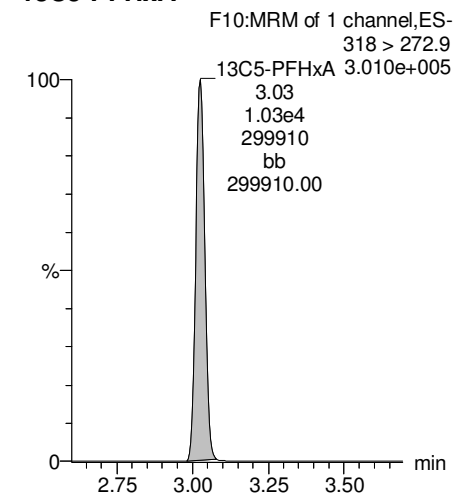
**PFTeDA**



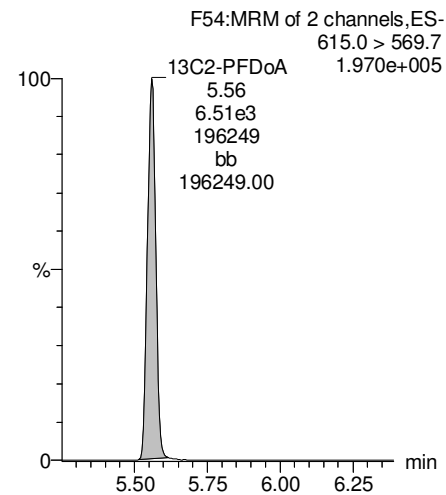
**TCDA**



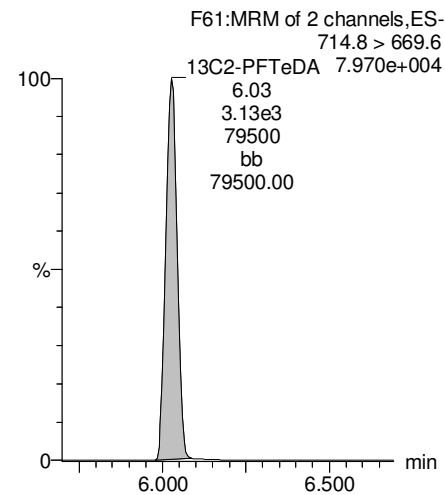
**13C5-PFHxA**



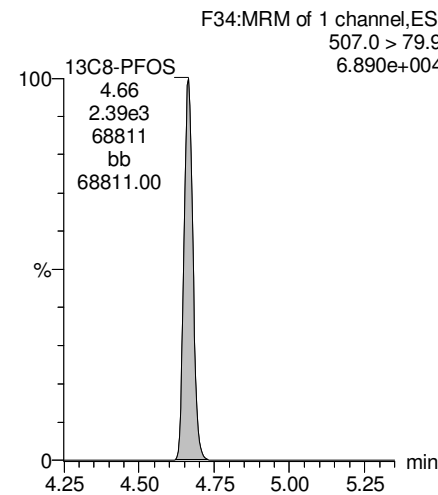
**13C2-PFDoA**



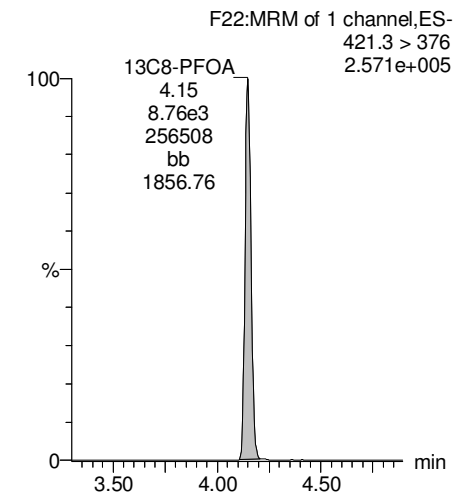
**13C2-PFTeDA**



**13C8-PFOS**



**13C8-PFOA**



Dataset: F:\Projects\PFAS.PRO\Results\180222M1\180222M1-111.qld

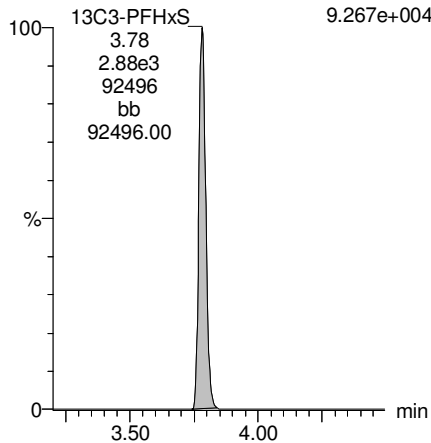
Last Altered: Sunday, February 25, 2018 15:29:12 Pacific Standard Time

Printed: Sunday, February 25, 2018 15:30:01 Pacific Standard Time

Name: 180222M1\_111, Date: 23-Feb-2018, Time: 11:29:32, ID: 1800284-15 OF-FB09-0218 0.11462, Description: OF-FB09-0218

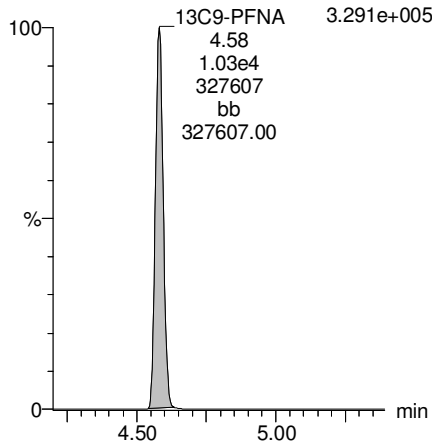
**13C3-PFHxS**

F18:MRM of 1 channel,ES-  
401.9 > 79.9  
9.267e+004



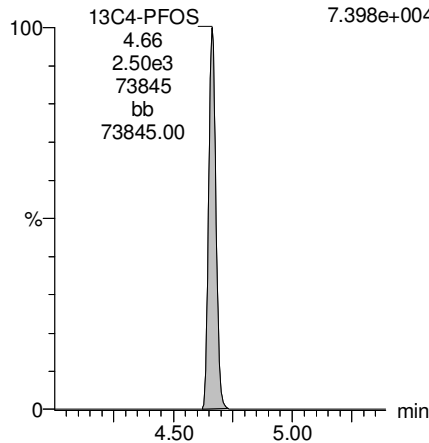
**13C9-PFNA**

F28:MRM of 1 channel,ES-  
472.2 > 426.9  
3.291e+005



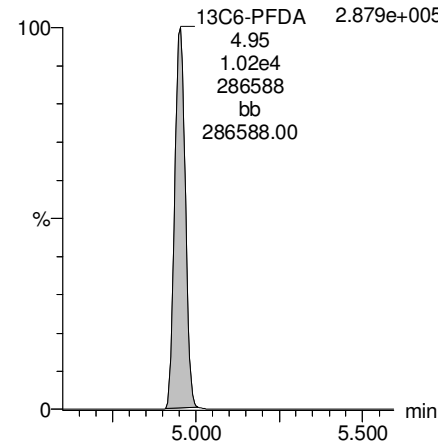
**13C4-PFOS**

F32:MRM of 1 channel,ES-  
503 > 79.9  
7.398e+004



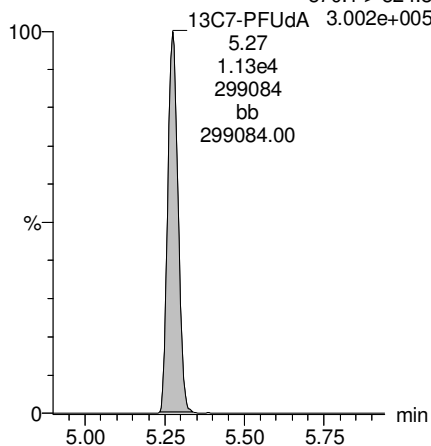
**13C6-PFDA**

F39:MRM of 1 channel,ES-  
519.1 > 473.7  
2.879e+005



**13C7-PFUdA**

F48:MRM of 1 channel,ES-  
570.1 > 524.8  
3.002e+005



Dataset: Z:\Projects\PFAS.PRO\Results\180307M1\180307M1-24.qld

Last Altered: Monday, March 12, 2018 14:49:29 Pacific Daylight Time

Printed: Monday, March 12, 2018 14:49:48 Pacific Daylight Time

Method: Z:\Projects\PFAS.PRO\MethDB\PFAS\_FULL\_80C\_030718.mdb 09 Mar 2018 14:08:10

Calibration: Z:\Projects\PFAS.PRO\CurveDB\C18\_VAL-PFAS\_Q4\_03-07-18-FULL.cdb 08 Mar 2018 13:04:56

Name: 180307M1\_24, Date: 07-Mar-2018, Time: 20:24:24, ID: 1800284-16RE1 OF-RW31-0218 0.11777, Description: OF-RW31-0218

	# Name	Trace	Area	IS Area	Wt./Vol.	RRF	Pred.RT	RT	y Axis Resp.	Conc.	%Rec
1	3 PFBS	299.0 > 79.7	1.87e2	4.32e3	0.118		2.98	2.69	0.542	3.0930	
2	5 PFHxA	313.2 > 268.9		6.36e3	0.118		3.48				
3	7 PFHpA	363.0 > 318.9	1.34e2	1.80e4	0.118		4.10	3.79	0.0931		
4	8 L-PFHxS	398.9 > 79.6	3.22e1	3.21e3	0.118		4.24	3.94	0.125		
5	11 L-PFOA	413 > 368.7	8.51e2	2.61e4	0.118		4.45	4.32	0.408	3.2424	
6	14 PFNA	463.0 > 418.8	8.93e1	2.23e4	0.118		4.75	4.75	0.0501		
7	16 L-PFOS	499 > 79.9	1.06e2	7.28e3	0.118		4.84	4.84	0.182	3.3478	
8	18 PFDA	513 > 468.8	1.59e2	2.47e4	0.118		5.40	5.12	0.0804	0.7868	
9	21 N-MeFOSAA	570.1 > 419		1.33e4	0.118		5.55				
10	22 N-EtFOSAA	584.2 > 419		1.38e4	0.118		5.70				
11	23 PFUdA	563.0 > 518.9	6.07e1	2.56e4	0.118		5.72	5.45	0.0296	0.2387	

Dataset: Z:\Projects\PFAS.PRO\Results\180307M1\180307M1-24.qld

Last Altered: Monday, March 12, 2018 14:49:29 Pacific Daylight Time

Printed: Monday, March 12, 2018 14:50:06 Pacific Daylight Time

Method: Z:\Projects\PFAS.PRO\MethDB\PFAS\_FULL\_80C\_030718.mdb 09 Mar 2018 14:08:10

Calibration: Z:\Projects\PFAS.PRO\CurveDB\C18\_VAL-PFAS\_Q4\_03-07-18-FULL.cdb 08 Mar 2018 13:04:56

Name: 180307M1\_24, Date: 07-Mar-2018, Time: 20:24:24, ID: 1800284-16RE1 OF-RW31-0218 0.11777, Description: OF-RW31-0218

#	Name	Trace	Area	IS Area	Wt./Vol.	RRF	Pred.RT	RT	y Axis Resp.	Conc.	%Rec
1	25 PFDa	612.9 > 569.0		2.82e4	0.118		5.99				
2	27 PFTDA	662.9 > 618.9		2.82e4	0.118		6.22				
3	28 PFTeDA	712.9 > 668.8	7.26e1	2.42e4	0.118		6.41	6.21	0.0375	0.8271	
4	36 13C3-PFBS	302. > 98.8	4.32e3	2.54e4	0.118	0.096	2.98	2.69	2.13	187.4625	176.6
5	37 13C2-PFHxA	315 > 269.8	6.36e3	2.54e4	0.118	0.697	3.48	3.18	3.13	38.1604	89.9
6	38 13C4-PFHpA	367.2 > 321.8	1.80e4	2.54e4	0.118	0.683	4.10	3.79	8.88	110.3405	104.0
7	39 18O2-PFHxS	403.0 > 102.6	3.21e3	8.56e3	0.118	0.387	4.24	3.94	4.69	102.7486	96.8
8	40 13C2-6:2 FTS	429.1 > 408.9	7.66e3	2.28e4	0.118	0.238	4.56	4.26	4.20	149.9246	141.3
9	41 13C2-PFOA	414.9 > 369.7	2.61e4	2.28e4	0.118	1.079	4.61	4.32	14.3	112.4097	105.9
10	42 13C5-PFNA	468.2 > 422.9	2.23e4	3.16e4	0.118	0.853	5.04	4.75	8.83	87.8933	82.8
11	43 13C8-PFOA	506.1 > 77.7	3.92e3	3.75e4	0.118	0.159	5.09	4.83	1.30	69.4971	65.5
12	44 13C8-PFOS	507.0 > 79.9	7.28e3	8.83e3	0.118	0.934	5.11	4.84	10.3	93.7132	88.3
13	45 13C2-PFDA	515.1 > 469.9	2.47e4	3.26e4	0.118	0.898	5.40	5.13	9.48	89.6216	84.4
14	46 13C2-8:2 FTS	529.1 > 508.7	5.89e3	2.54e4	0.118	0.170	5.38	5.10	2.90	145.0508	136.7
15	47 d3-N-MeFOSAA	573.3 > 419	1.33e4	3.75e4	0.118	0.372	5.55	5.28	4.42	100.8448	95.0
16	48 d5-N-EtFOSAA	589.3 > 419	1.38e4	3.75e4	0.118	0.385	5.70	5.44	4.59	101.1962	95.3
17	49 13C2-PFUdA	565 > 519.8	2.56e4	3.75e4	0.118	0.961	5.72	5.45	8.53	75.3891	71.0
18	50 13C2-PFDoA	615.0 > 569.7	2.82e4	3.75e4	0.118	0.864	5.99	5.74	9.39	92.3068	87.0
19	51 d3-N-MeFOSA	515.2 > 168.9		3.75e4	0.118	0.080	5.93				
20	52 13C2-PFTeDA	714.8 > 669.6	2.42e4	3.75e4	0.118	0.692	6.41	6.21	8.06	98.9793	93.3
21	53 d5-N-ETFOSA	531.1 > 168.9		3.75e4	0.118	0.113	6.25				
22	54 13C2-PFHxDA	815 > 769.7	2.07e4	3.75e4	0.118	1.397	6.69	6.55	6.89	41.8635	98.6
23	55 d7-N-MeFOSE	623.1 > 58.9		3.75e4	0.118	0.090	6.31				
24	56 d9-N-EtFOSE	639.2 > 58.8		3.75e4	0.118	0.084	6.45				
25	57 13C4-PFBA	217. > 171.8	1.55e4	1.55e4	0.118	1.000	1.73	1.44	12.5	106.1391	100.0
26	58 13C5-PFHxA	318 > 272.9	2.54e4	2.54e4	0.118	1.000	3.48	3.18	12.5	106.1391	100.0
27	59 13C3-PFHxS	401.9 > 79.9	8.56e3	8.56e3	0.118	1.000	4.24	3.94	12.5	106.1391	100.0
28	60 13C8-PFOA	421.3 > 376	2.28e4	2.28e4	0.118	1.000	4.61	4.32	12.5	106.1391	100.0
29	61 13C9-PFNA	472.2 > 426.9	3.16e4	3.16e4	0.118	1.000	4.70	4.75	12.5	106.1391	100.0
30	62 13C4-PFOS	503 > 79.9	8.83e3	8.83e3	0.118	1.000	5.11	4.84	12.5	106.1391	100.0
31	63 13C6-PFDA	519.1 > 473.7	3.26e4	3.26e4	0.118	1.000	5.40	5.13	12.5	106.1391	100.0
32	64 13C7-PFUdA	570.1 > 524.8	3.75e4	3.75e4	0.118	1.000	5.72	5.46	12.5	106.1391	100.0

Dataset: Z:\Projects\PFAS.PRO\Results\180307M1\180307M1-24.qld

Last Altered: Monday, March 12, 2018 14:49:29 Pacific Daylight Time

Printed: Monday, March 12, 2018 14:50:06 Pacific Daylight Time

Name: 180307M1\_24, Date: 07-Mar-2018, Time: 20:24:24, ID: 1800284-16RE1 OF-RW31-0218 0.11777, Description: OF-RW31-0218

	# Name	Trace	Area	IS Area	Wt./Vol.	RRF	Pred.RT	RT	y Axis Resp.	Conc.	%Rec
33	65 Total PFHxS	398.9 > 79.6	3.22e1	3.21e3	0.118		4.24		0.000		
34	66 Total PFOA	413 > 368.7	8.51e2	2.61e4	0.118		4.61		0.408	3.2424	
35	67 Total PFOS	499 > 79.9	1.06e2	7.28e3	0.118		5.11		0.182	3.3478	
36	68 Total N-MeFOSAA	570.1 > 419	0.00e0	1.33e4	0.118		5.55		0.000		
37	69 Total N-EtFOSAA	584.2 > 419	0.00e0	1.38e4	0.118		5.70		0.000		



Dataset: Z:\Projects\PFAS.PRO\Results\180307M1\180307M1-24.qld

Last Altered: Monday, March 12, 2018 14:49:29 Pacific Daylight Time

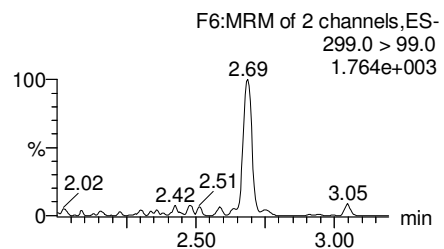
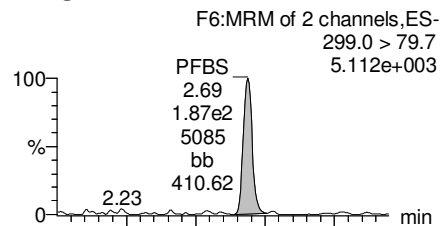
Printed: Monday, March 12, 2018 14:50:06 Pacific Daylight Time

Method: Z:\Projects\PFAS.PRO\MethDB\PFAS\_FULL\_80C\_030718.mdb 09 Mar 2018 14:08:10

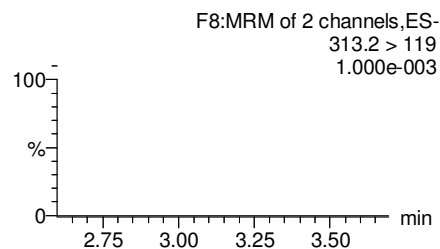
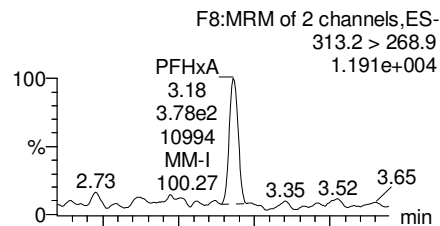
Calibration: Z:\Projects\PFAS.PRO\CurveDB\C18\_VAL-PFAS\_Q4\_03-07-18-FULL.cdb 08 Mar 2018 13:04:56

Name: 180307M1\_24, Date: 07-Mar-2018, Time: 20:24:24, ID: 1800284-16RE1 OF-RW31-0218 0.11777, Description: OF-RW31-0218

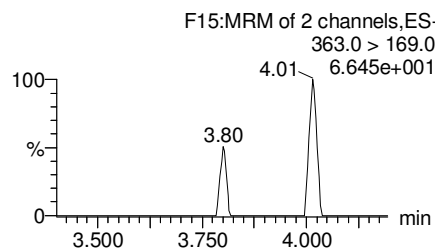
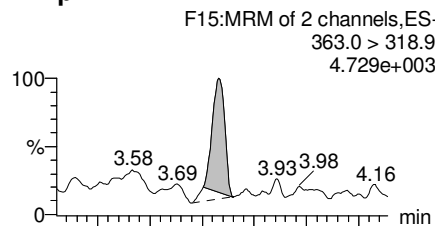
**PFBS**



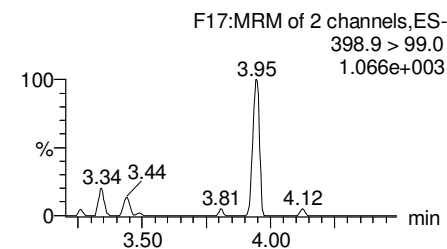
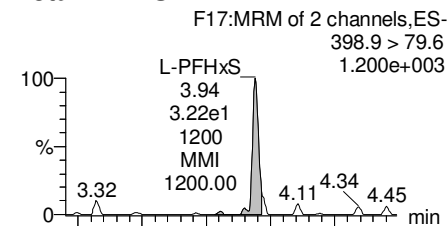
**PFHxA**



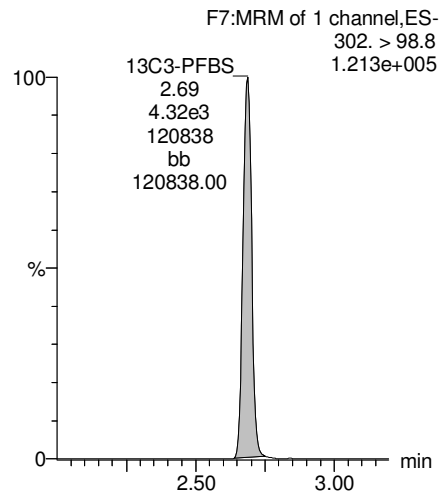
**PFHpA**



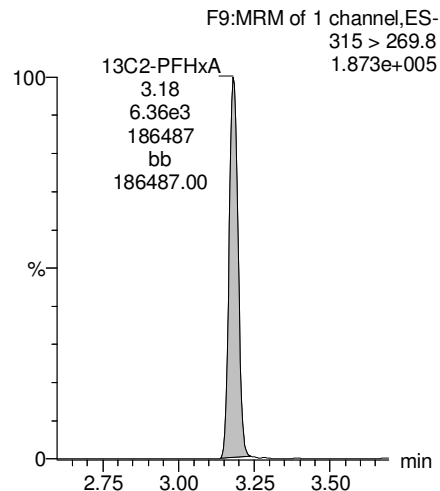
**Total PFHxS**



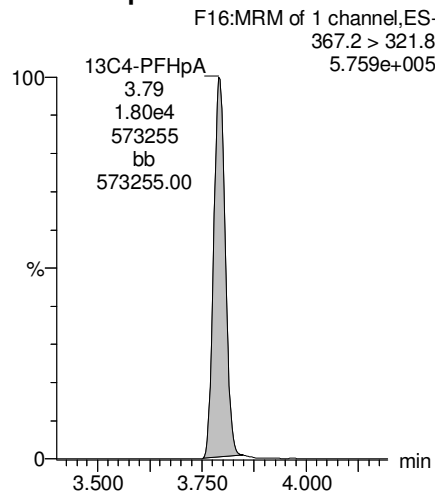
**13C3-PFBS**



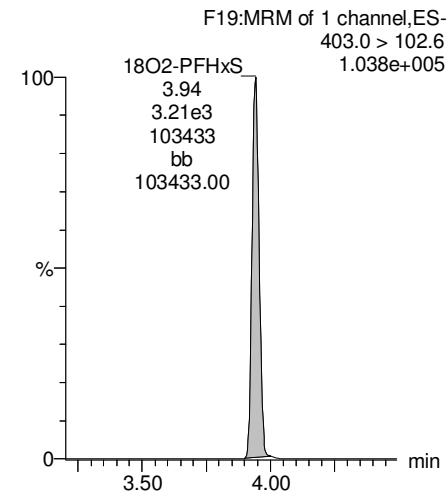
**13C2-PFHxA**



**13C4-PFHpA**



**18O2-PFHxS**



Dataset: Z:\Projects\PFAS.PRO\Results\180307M1\180307M1-24.qld

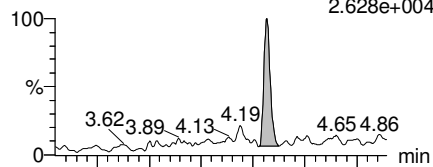
Last Altered: Monday, March 12, 2018 14:49:29 Pacific Daylight Time

Printed: Monday, March 12, 2018 14:50:06 Pacific Daylight Time

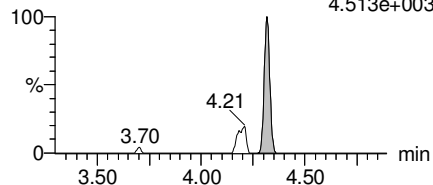
Name: 180307M1\_24, Date: 07-Mar-2018, Time: 20:24:24, ID: 1800284-16RE1 OF-RW31-0218 0.11777, Description: OF-RW31-0218

**Total PFOA**

F20:MRM of 2 channels,ES-  
413 > 368.7  
2.628e+004

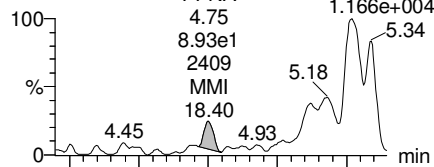


F20:MRM of 2 channels,ES-  
413 > 169  
4.513e+003

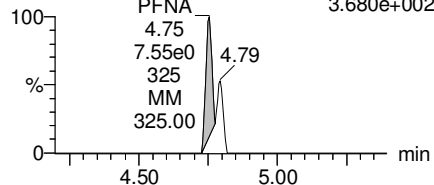


**PFNA**

F26:MRM of 2 channels,ES-  
463.0 > 418.8  
1.166e+004  
PFNA 4.75  
8.93e1  
2409  
MMI 18.40  
5.18  
5.34

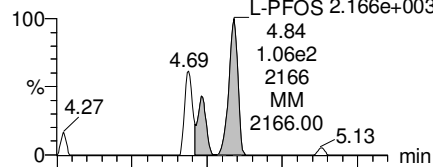


F26:MRM of 2 channels,ES-  
463.0 > 219.0  
3.680e+002

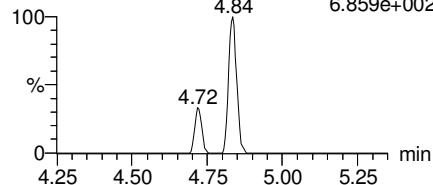


**Total PFOS**

F31:MRM of 2 channels,ES-  
499 > 79.9  
2.166e+003  
L-PFOS 4.84  
1.06e2  
2166  
MM 2166.00  
5.13

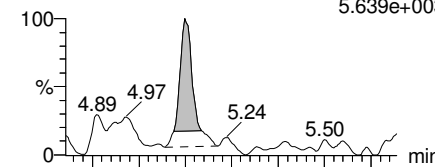


F31:MRM of 2 channels,ES-  
499 > 99  
6.859e+002

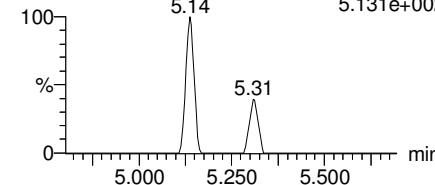


**PFDA**

F36:MRM of 2 channels,ES-  
513 > 468.8  
5.639e+003

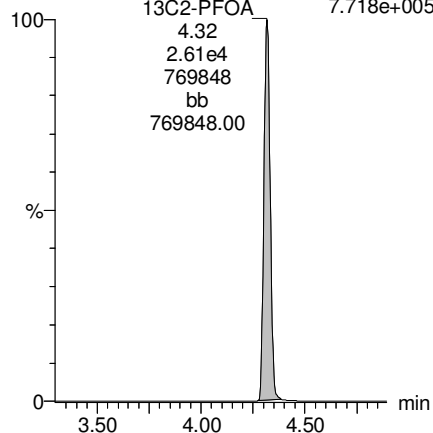


F36:MRM of 2 channels,ES-  
513 > 219  
5.131e+002



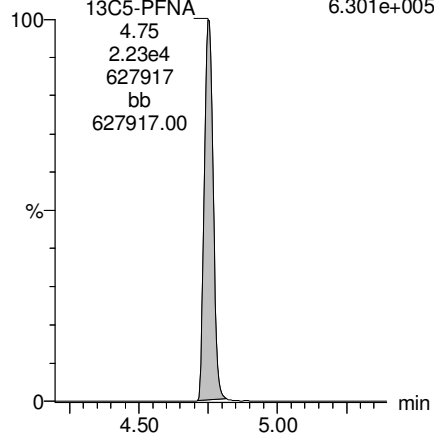
**13C2-PFOA**

F21:MRM of 1 channel,ES-  
414.9 > 369.7  
7.718e+005



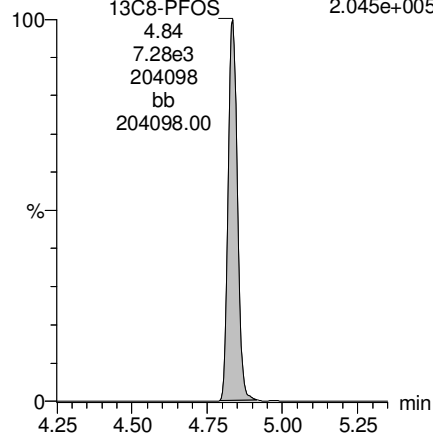
**13C5-PFNA**

F27:MRM of 1 channel,ES-  
468.2 > 422.9  
6.301e+005



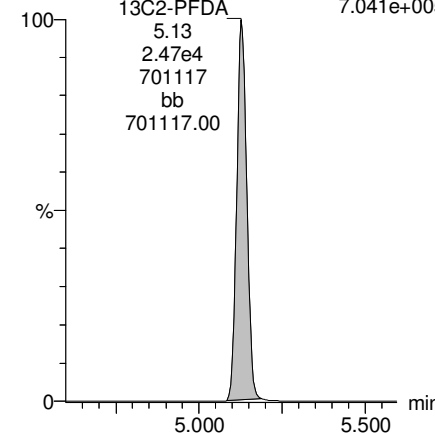
**13C8-PFOS**

F34:MRM of 1 channel,ES-  
507.0 > 79.9  
2.045e+005



**13C2-PFDA**

F37:MRM of 1 channel,ES-  
515.1 > 469.9  
7.041e+005



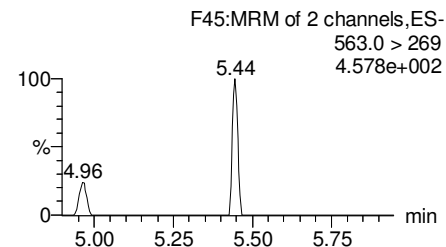
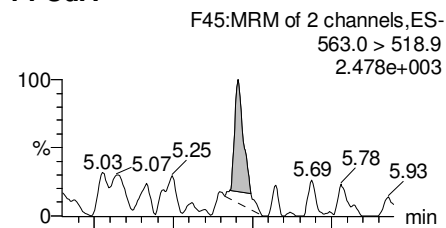
Dataset: Z:\Projects\PFAS.PRO\Results\180307M1\180307M1-24.qld

Last Altered: Monday, March 12, 2018 14:49:29 Pacific Daylight Time

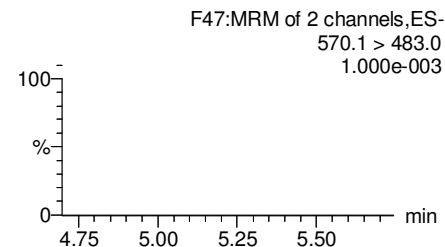
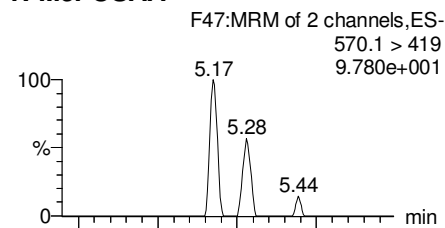
Printed: Monday, March 12, 2018 14:50:06 Pacific Daylight Time

Name: 180307M1\_24, Date: 07-Mar-2018, Time: 20:24:24, ID: 1800284-16RE1 OF-RW31-0218 0.11777, Description: OF-RW31-0218

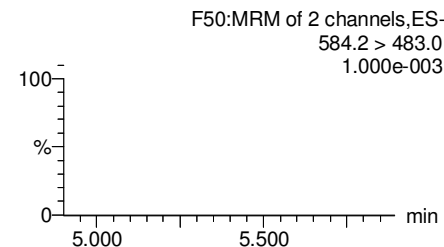
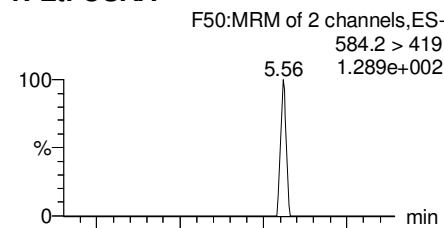
**PFUdA**



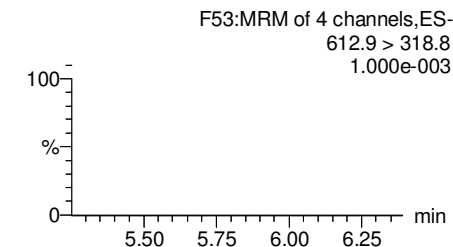
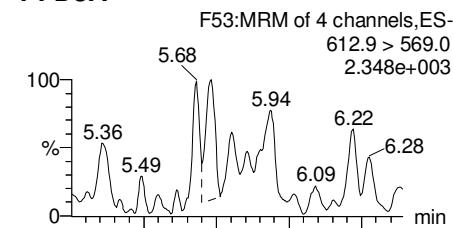
**N-MeFOSAA**



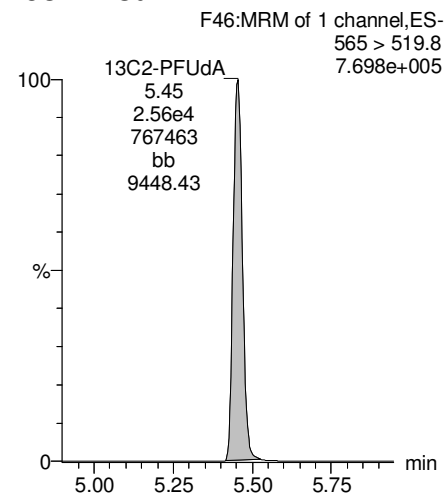
**N-EtFOSAA**



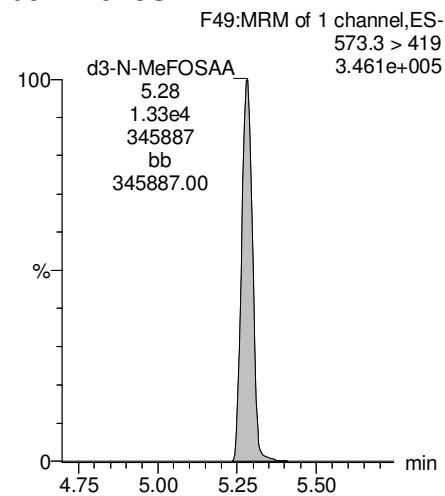
**PFDaA**



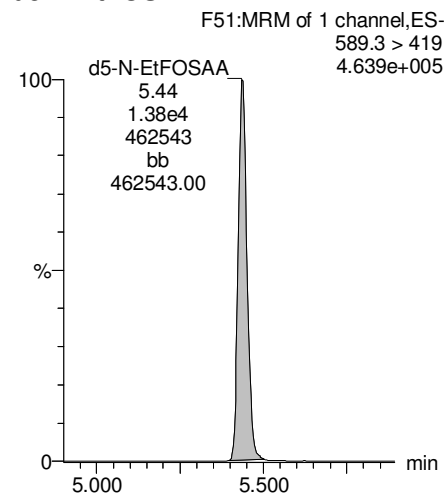
**13C2-PFUdA**



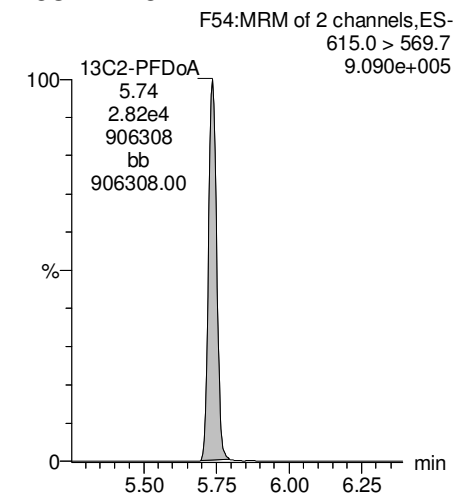
**d3-N-MeFOSAA**



**d5-N-EtFOSAA**



**13C2-PFDaA**



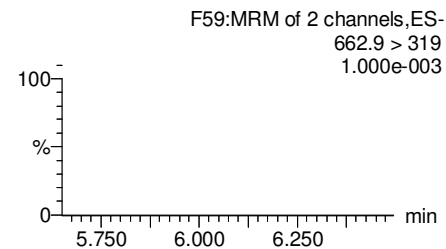
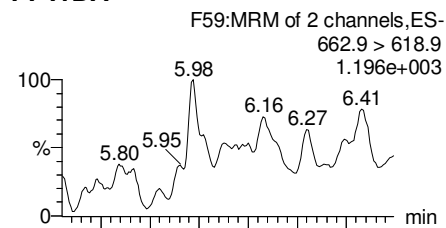
Dataset: Z:\Projects\PFAS.PRO\Results\180307M1\180307M1-24.qld

Last Altered: Monday, March 12, 2018 14:49:29 Pacific Daylight Time

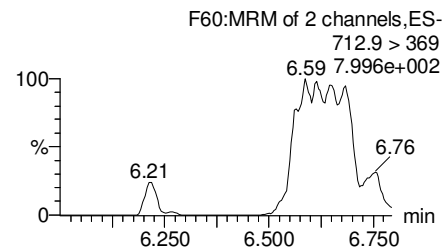
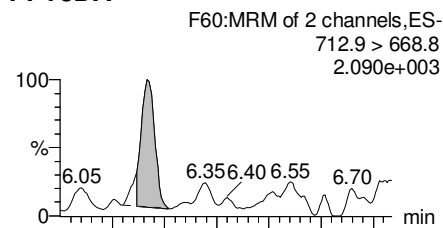
Printed: Monday, March 12, 2018 14:50:06 Pacific Daylight Time

Name: 180307M1\_24, Date: 07-Mar-2018, Time: 20:24:24, ID: 1800284-16RE1 OF-RW31-0218 0.11777, Description: OF-RW31-0218

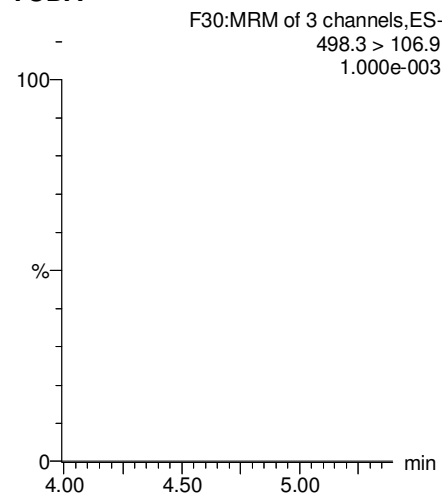
**PFTrDA**



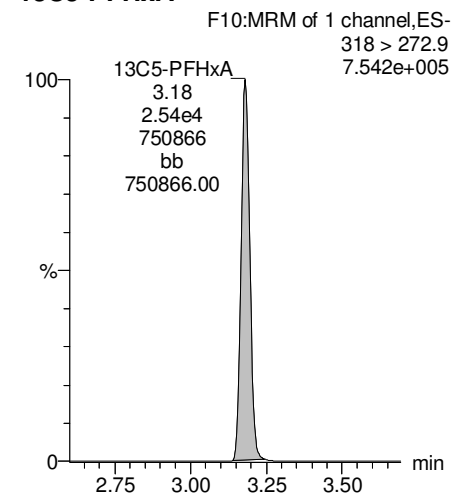
**PFTeDA**



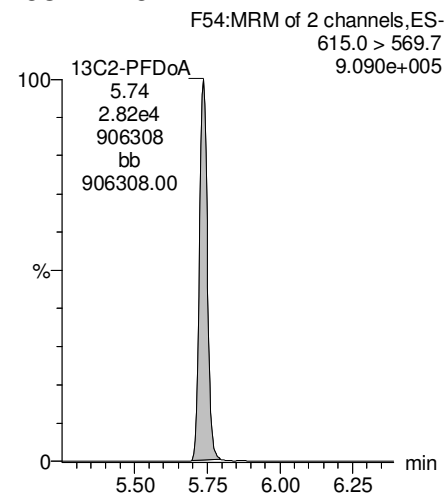
**TCDA**



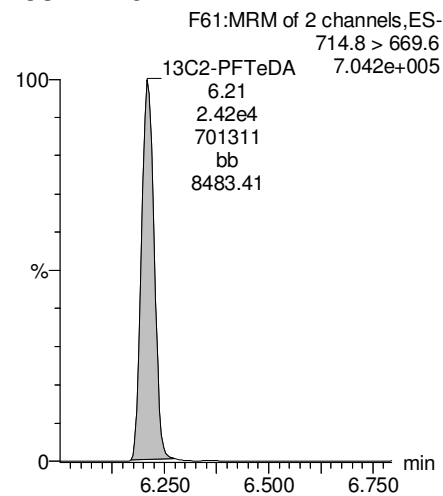
**13C5-PFHxA**



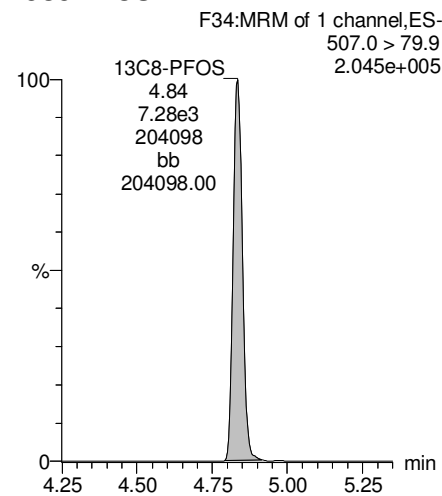
**13C2-PFDoA**



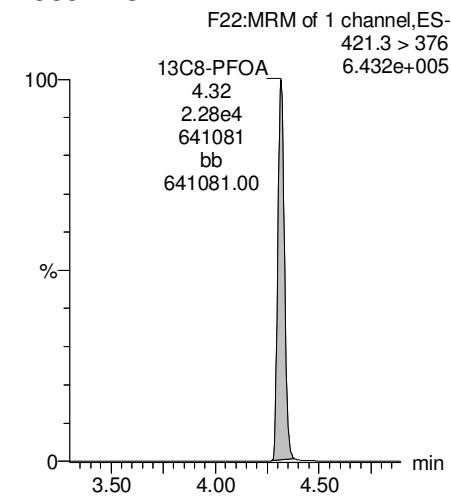
**13C2-PFTeDA**



**13C8-PFOS**



**13C8-PFOA**



Dataset: Z:\Projects\PFAS.PRO\Results\180307M1\180307M1-24.qld

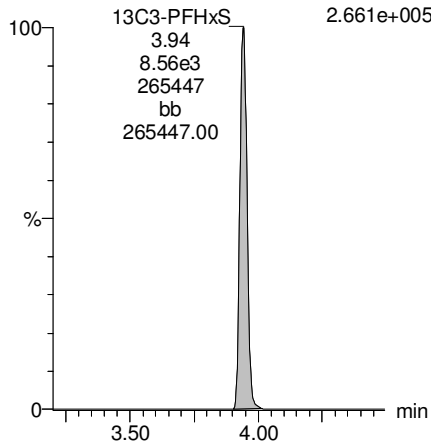
Last Altered: Monday, March 12, 2018 14:49:29 Pacific Daylight Time

Printed: Monday, March 12, 2018 14:50:06 Pacific Daylight Time

Name: 180307M1\_24, Date: 07-Mar-2018, Time: 20:24:24, ID: 1800284-16RE1 OF-RW31-0218 0.11777, Description: OF-RW31-0218

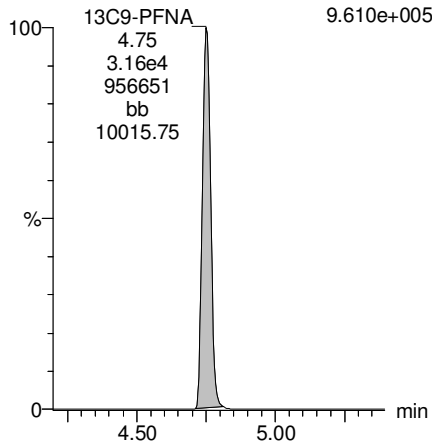
**13C3-PFHxS**

F18:MRM of 1 channel,ES-  
401.9 > 79.9  
2.661e+005



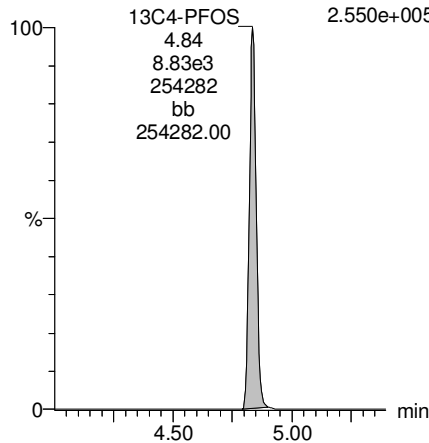
**13C9-PFNA**

F28:MRM of 1 channel,ES-  
472.2 > 426.9  
9.610e+005



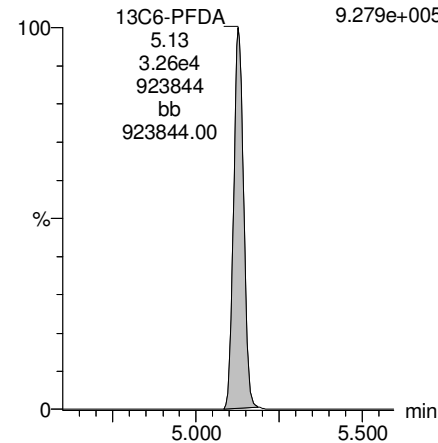
**13C4-PFOS**

F32:MRM of 1 channel,ES-  
503 > 79.9  
2.550e+005



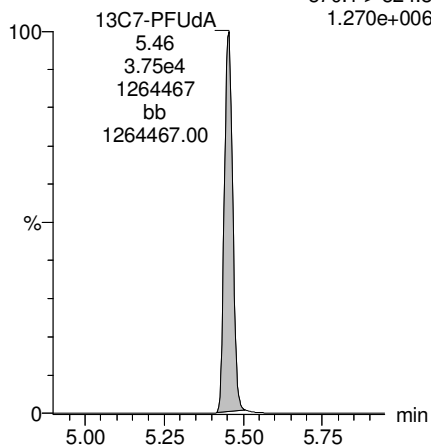
**13C6-PFDA**

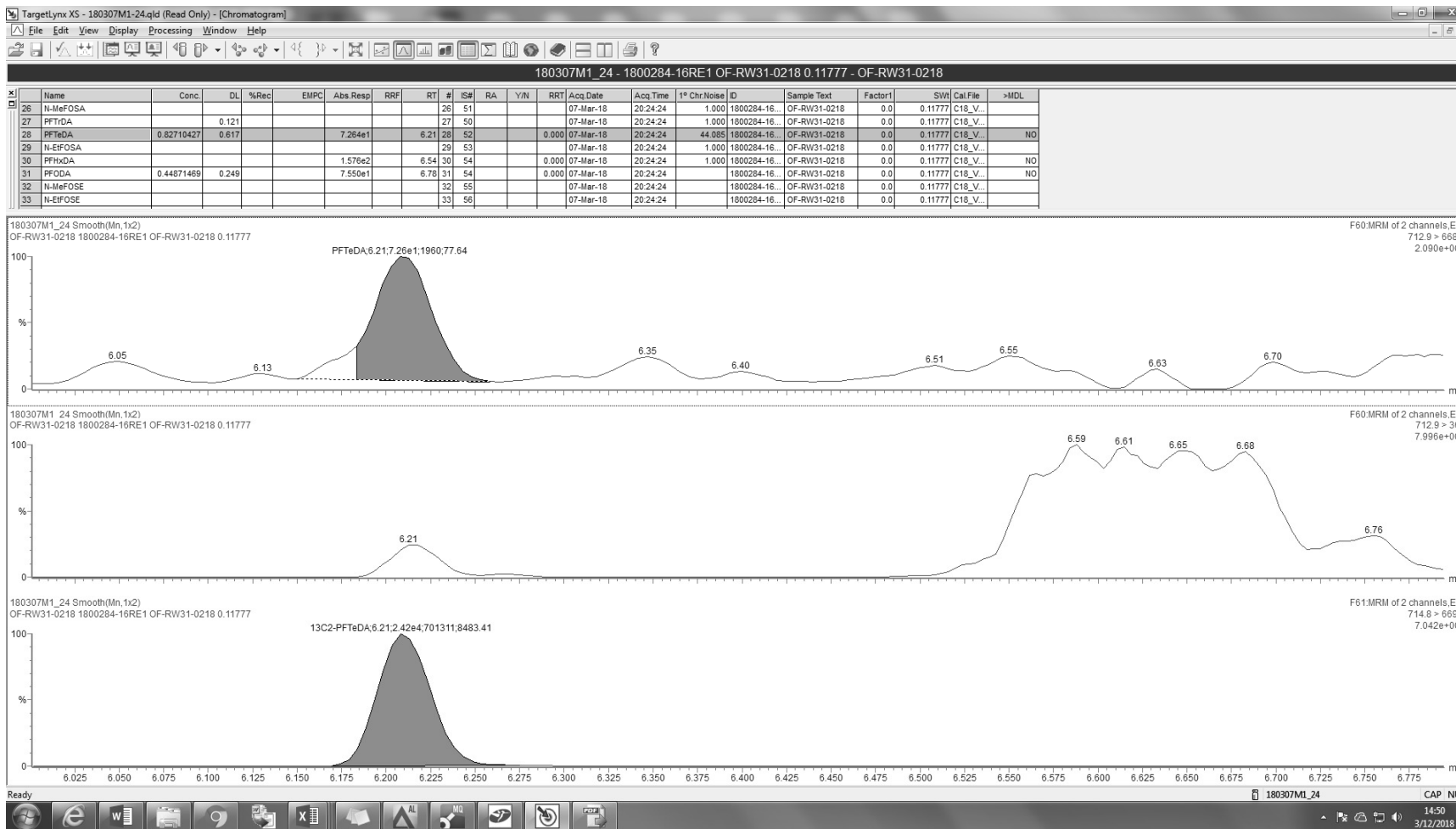
F39:MRM of 1 channel,ES-  
519.1 > 473.7  
9.279e+005



**13C7-PFUdA**

F48:MRM of 1 channel,ES-  
570.1 > 524.8  
1.270e+006





Dataset: F:\Projects\PFAS.PRO\Results\180222M1\180222M1-113.qld

Last Altered: Sunday, February 25, 2018 15:31:55 Pacific Standard Time

Printed: Sunday, February 25, 2018 15:32:33 Pacific Standard Time

Method: F:\Projects\PFAS.PRO\MethDB\PFAS\_FULL\_80C\_022218.mdb 23 Feb 2018 08:58:55

Calibration: F:\Projects\PFAS.PRO\CurveDB\C18\_VAL-PFAS\_Q4\_02-22-18-FULL.cdb 23 Feb 2018 10:57:03

Name: 180222M1\_113, Date: 23-Feb-2018, Time: 11:52:29, ID: 1800284-17 OF-FB31-0218 0.11726, Description: OF-FB31-0218

	# Name	Trace	Area	IS Area	Wt./Vol.	RRF	Pred.RT	RT	y Axis Resp.	Conc.	%Rec
1	3 PFBS	299.0 > 79.7		1.54e3	0.117		2.60				
2	5 PFHxA	313.2 > 268.9		2.78e3	0.117		3.19				
3	7 PFHpA	363.0 > 318.9		7.78e3	0.117		3.81				
4	8 L-PFHxS	398.9 > 79.6	6.40e0	1.06e3	0.117		3.85	3.79	0.0753	0.6903	
5	11 L-PFOA	413 > 368.7	1.17e2	1.07e4	0.117		4.22	4.14	0.136	0.4182	
6	14 PFNA	463.0 > 418.8		8.84e3	0.117		4.76				
7	16 L-PFOS	499 > 79.9		3.42e3	0.117		4.74				
8	18 PFDA	513 > 468.8		6.81e3	0.117		5.14				
9	21 N-MeFOSAA	570.1 > 419		3.72e3	0.117		5.29				
10	22 N-EtFOSAA	584.2 > 419		3.38e3	0.117		5.45				
11	23 PFUdA	563.0 > 518.9		6.28e3	0.117		5.46				

Dataset: F:\Projects\PFAS.PRO\Results\180222M1\180222M1-113.qld

Last Altered: Sunday, February 25, 2018 15:31:55 Pacific Standard Time

Printed: Sunday, February 25, 2018 15:32:41 Pacific Standard Time

Method: F:\Projects\PFAS.PRO\MethDB\PFAS\_FULL\_80C\_022218.mdb 23 Feb 2018 08:58:55

Calibration: F:\Projects\PFAS.PRO\CurveDB\C18\_VAL-PFAS\_Q4\_02-22-18-FULL.cdb 23 Feb 2018 10:57:03

Name: 180222M1\_113, Date: 23-Feb-2018, Time: 11:52:29, ID: 1800284-17 OF-FB31-0218 0.11726, Description: OF-FB31-0218

#	Name	Trace	Area	IS Area	Wt./Vol.	RRF	Pred.RT	RT	y Axis Resp.	Conc.	%Rec	
1	25	PFDa	612.9 > 569.0	7.07e3	0.117		5.74					
2	27	PFTDA	662.9 > 618.9	7.07e3	0.117		5.98					
3	28	PFTeDA	712.9 > 668.8	3.39e3	0.117		6.20					
4	36	13C3-PFBS	302. > 98.8	1.54e3	1.11e4	0.117	0.120	2.69	2.53	1.73	122.7383	115.1
5	37	13C2-PFHxA	315 > 269.8	2.78e3	1.11e4	0.117	0.760	3.19	3.02	3.12	35.0389	82.2
6	38	13C4-PFHpA	367.2 > 321.8	7.78e3	1.11e4	0.117	0.729	3.81	3.63	8.73	102.0984	95.8
7	39	18O2-PFHxS	403.0 > 102.6	1.06e3	2.98e3	0.117	0.367	3.96	3.78	4.45	103.3641	97.0
8	40	13C2-PFOA	414.9 > 369.7	1.07e4	9.24e3	0.117	1.225	4.33	4.15	14.5	100.6592	94.4
9	41	13C5-PFNA	468.2 > 422.9	8.84e3	1.02e4	0.117	0.936	4.76	4.58	10.8	98.8404	92.7
10	42	13C8-PFOSA	506.1 > 77.7	1.11e3	1.12e4	0.117	0.235	4.83	4.64	1.24	45.0109	42.2
11	43	13C8-PFOS	507.0 > 79.9	3.42e3	3.13e3	0.117	1.018	4.84	4.66	13.6	114.2940	107.2
12	44	13C2-PFDA	515.1 > 469.9	6.81e3	1.01e4	0.117	0.977	5.14	4.95	8.42	73.4991	68.9
13	45	d3-N-MeFOSAA	573.3 > 419	3.72e3	1.12e4	0.117	0.405	5.29	5.10	4.15	87.5559	82.1
14	46	d5-N-EtFOSAA	589.3 > 419	3.38e3	1.12e4	0.117	0.419	5.45	5.25	3.78	77.0428	72.3
15	47	13C2-PFUdA	565 > 519.8	6.28e3	1.12e4	0.117	1.045	5.46	5.27	7.02	57.3224	53.8
16	48	13C2-PFDoA	615.0 > 569.7	7.07e3	1.12e4	0.117	0.832	5.74	5.56	7.91	81.0133	76.0
17	49	d3-N-MeFOSA	515.2 > 168.9		1.12e4	0.117	0.109	5.84				
18	50	13C2-PFTeDA	714.8 > 669.6	3.39e3	1.12e4	0.117	0.313	6.20	6.03	3.79	103.0809	96.7
19	51	d5-N-ETFOSA	531.1 > 168.9		1.12e4	0.117	0.160	6.22				
20	52	13C2-PFHxDA	815 > 769.7	2.86e3	1.12e4	0.117	0.648	6.51	6.37	3.20	42.0893	98.7
21	53	d7-N-MeFOSE	623.1 > 58.9		1.12e4	0.117	0.150	6.31				
22	54	d9-N-EtFOSE	639.2 > 58.8		1.12e4	0.117	0.142	6.45				
23	55	13C4-PFBA	217. > 171.8	7.65e3	7.65e3	0.117	1.000	1.46	1.30	12.5	106.6007	100.0
24	56	13C5-PFHxA	318 > 272.9	1.11e4	1.11e4	0.117	1.000	3.19	3.02	12.5	106.6007	100.0
25	57	13C3-PFHxS	401.9 > 79.9	2.98e3	2.98e3	0.117	1.000	3.96	3.78	12.5	106.6007	100.0
26	58	13C8-PFOA	421.3 > 376	9.24e3	9.24e3	0.117	1.000	4.33	4.15	12.5	106.6007	100.0
27	59	13C9-PFNA	472.2 > 426.9	1.02e4	1.02e4	0.117	1.000	4.70	4.58	12.5	106.6007	100.0
28	60	13C4-PFOS	503 > 79.9	3.13e3	3.13e3	0.117	1.000	4.84	4.66	12.5	106.6007	100.0
29	61	13C6-PFDA	519.1 > 473.7	1.01e4	1.01e4	0.117	1.000	5.14	4.95	12.5	106.6007	100.0
30	62	13C7-PFUdA	570.1 > 524.8	1.12e4	1.12e4	0.117	1.000	5.46	5.27	12.5	106.6007	100.0
31	63	Total PFHxS	398.9 > 79.6	6.40e0	1.06e3	0.117		3.85		0.0753	0.6903	
32	64	Total PFOA	413 > 368.7	1.17e2	1.07e4	0.117		4.21		0.136	0.4182	

AD 2/25/2018



Dataset: F:\Projects\PFAS.PRO\Results\180222M1\180222M1-113.qld

Last Altered: Sunday, February 25, 2018 15:31:55 Pacific Standard Time

Printed: Sunday, February 25, 2018 15:32:41 Pacific Standard Time

**Name: 180222M1\_113, Date: 23-Feb-2018, Time: 11:52:29, ID: 1800284-17 OF-FB31-0218 0.11726, Description: OF-FB31-0218**

	# Name	Trace	Area	IS Area	Wt./Vol.	RRF	Pred.RT	RT	y Axis Resp.	Conc.	%Rec
33	65 Total PFOS	499 > 79.9	0.00e0	3.42e3	0.117		4.73		0.000		
34	66 Total N-MeFOSAA	570.1 > 419	0.00e0	3.72e3	0.117		5.29		0.000		
35	67 Total N-EtFOSAA	584.2 > 419	0.00e0	3.38e3	0.117		5.45		0.000		

Dataset: F:\Projects\PFAS.PRO\Results\180222M1\180222M1-113.qld

Last Altered: Sunday, February 25, 2018 15:31:55 Pacific Standard Time

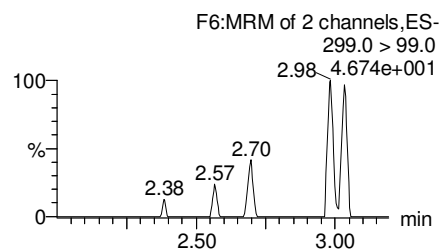
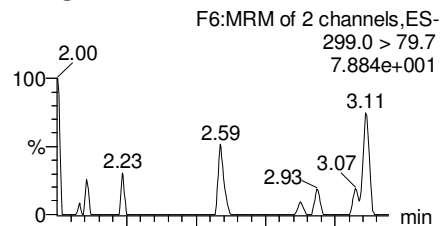
Printed: Sunday, February 25, 2018 15:32:41 Pacific Standard Time

Method: F:\Projects\PFAS.PRO\MethDB\PFAS\_FULL\_80C\_022218.mdb 23 Feb 2018 08:58:55

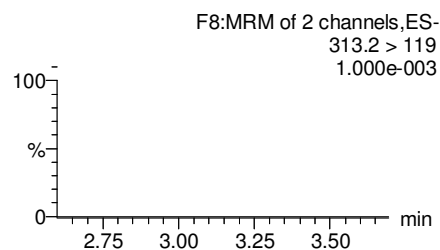
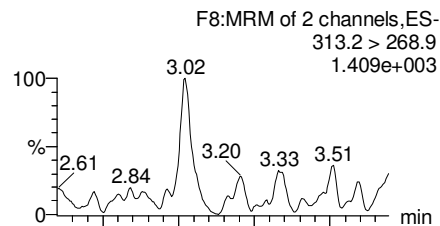
Calibration: F:\Projects\PFAS.PRO\CurveDB\C18\_VAL-PFAS\_Q4\_02-22-18-FULL.cdb 23 Feb 2018 10:57:03

Name: 180222M1\_113, Date: 23-Feb-2018, Time: 11:52:29, ID: 1800284-17 OF-FB31-0218 0.11726, Description: OF-FB31-0218

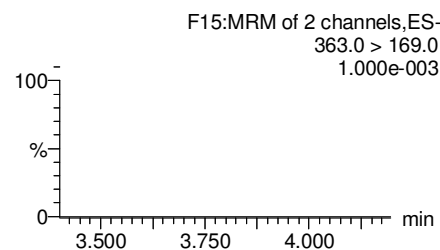
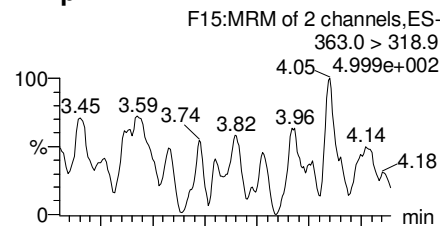
**PFBS**



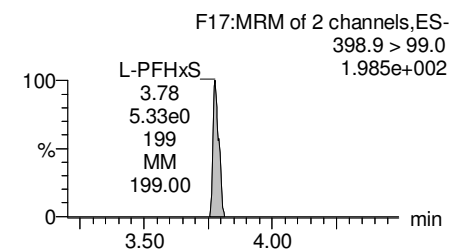
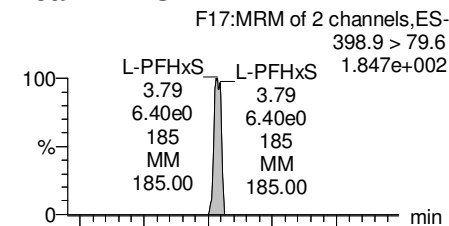
**PFHxA**



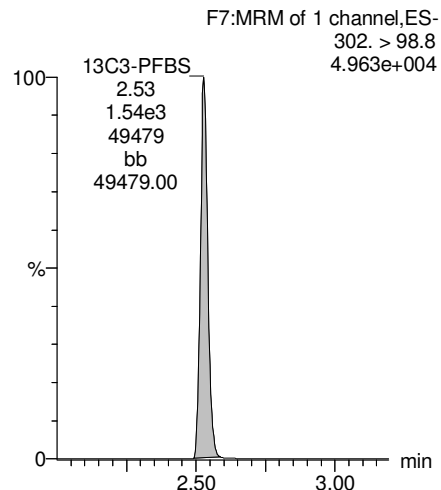
**PFHpA**



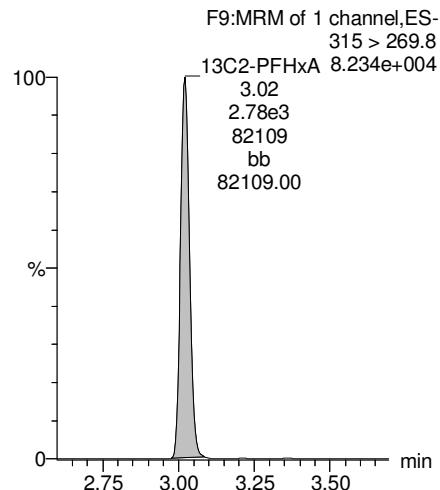
**Total PFHxS**



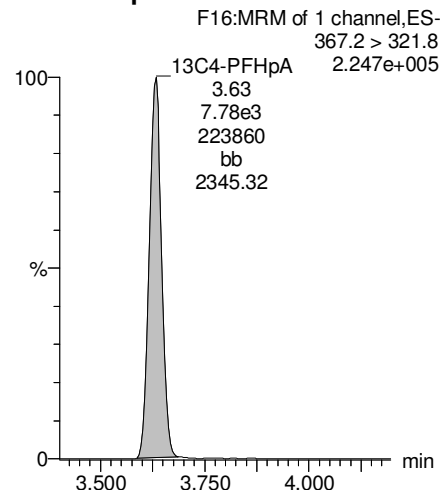
**13C3-PFBS**



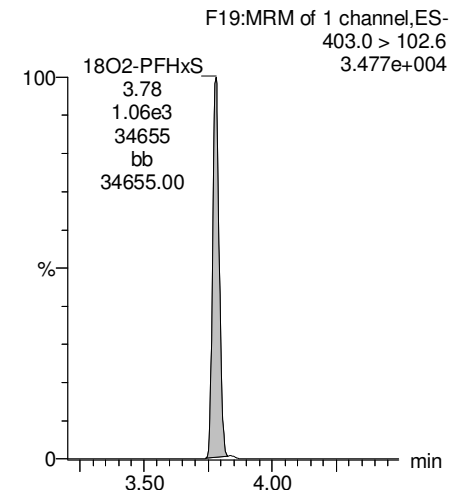
**13C2-PFHxA**



**13C4-PFHpA**



**18O2-PFHxS**



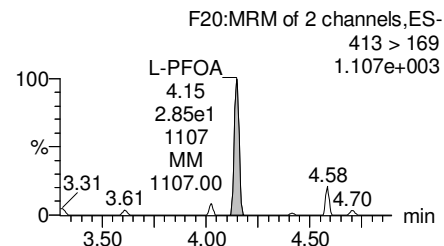
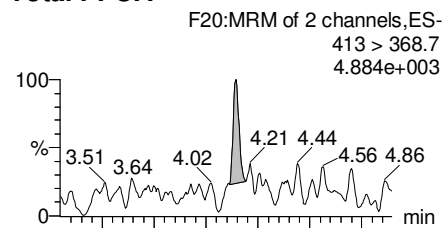
Dataset: F:\Projects\PFAS.PRO\Results\180222M1\180222M1-113.qld

Last Altered: Sunday, February 25, 2018 15:31:55 Pacific Standard Time

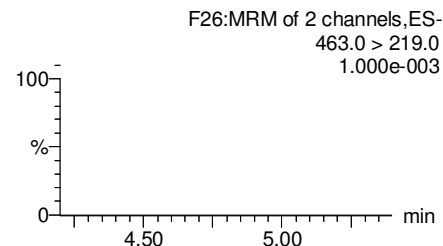
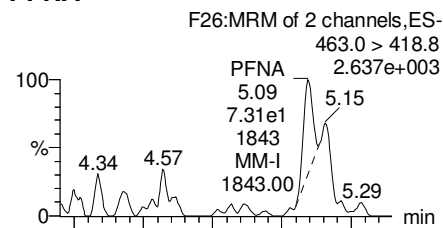
Printed: Sunday, February 25, 2018 15:32:41 Pacific Standard Time

Name: 180222M1\_113, Date: 23-Feb-2018, Time: 11:52:29, ID: 1800284-17 OF-FB31-0218 0.11726, Description: OF-FB31-0218

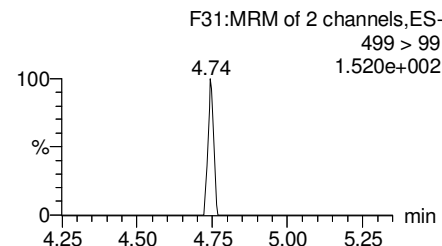
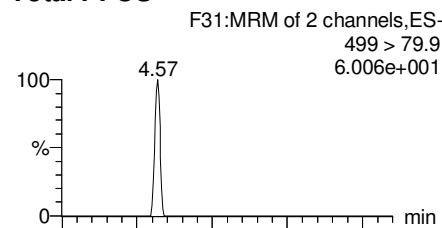
**Total PFOA**



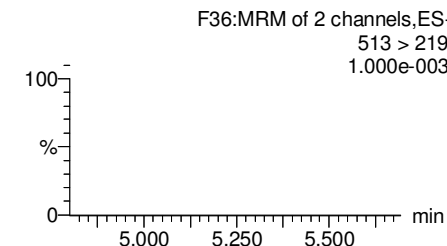
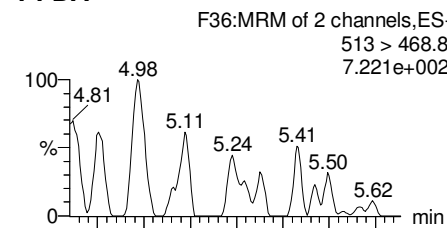
**PFNA**



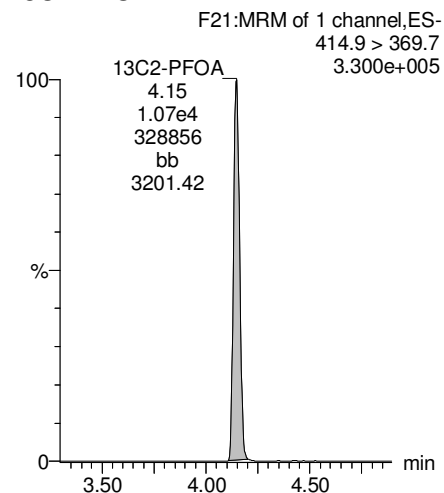
**Total PFOS**



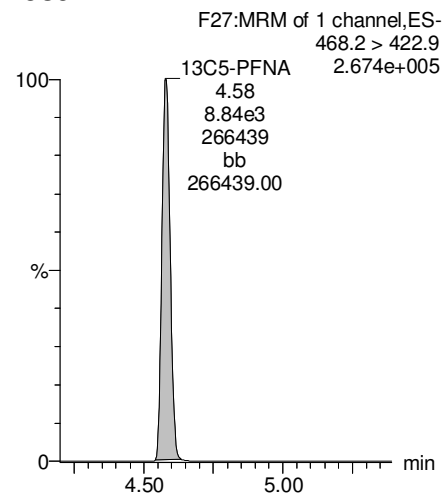
**PFDA**



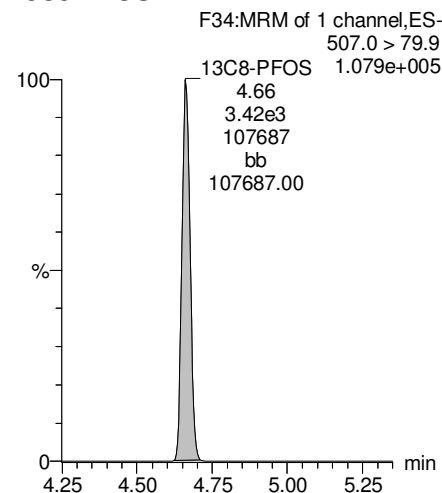
**13C2-PFOA**



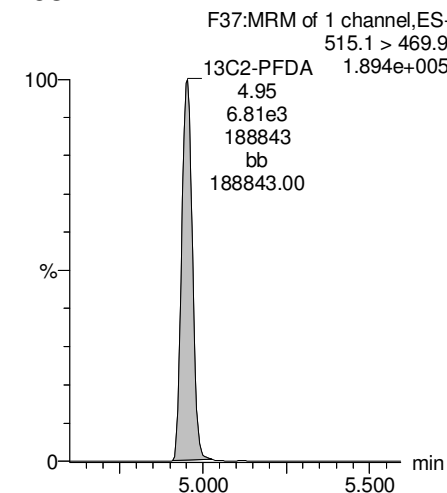
**13C5-PFNA**



**13C8-PFOS**



**13C2-PFDA**



Dataset: F:\Projects\PFAS.PRO\Results\180222M1\180222M1-113.qld

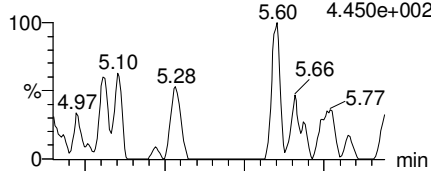
Last Altered: Sunday, February 25, 2018 15:31:55 Pacific Standard Time

Printed: Sunday, February 25, 2018 15:32:41 Pacific Standard Time

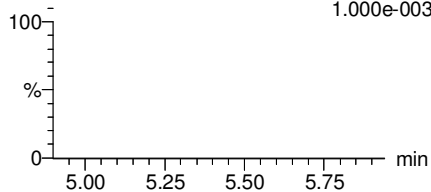
Name: 180222M1\_113, Date: 23-Feb-2018, Time: 11:52:29, ID: 1800284-17 OF-FB31-0218 0.11726, Description: OF-FB31-0218

**PFUdA**

F45:MRM of 2 channels,ES-  
563.0 > 518.9  
4.450e+002

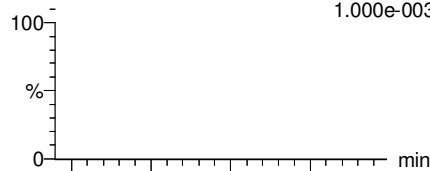


F45:MRM of 2 channels,ES-  
563.0 > 269  
1.000e-003

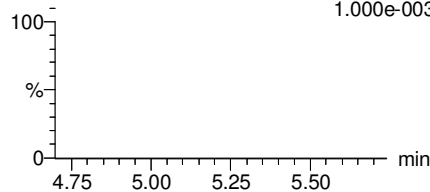


**N-MeFOSAA**

F47:MRM of 2 channels,ES-  
570.1 > 419  
1.000e-003

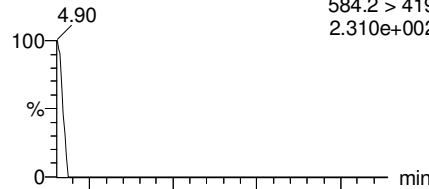


F47:MRM of 2 channels,ES-  
570.1 > 483.0  
1.000e-003

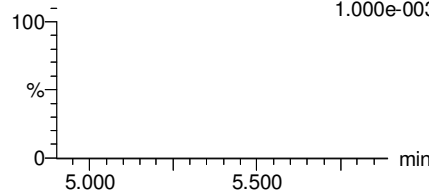


**N-EtFOSAA**

F50:MRM of 2 channels,ES-  
584.2 > 419  
2.310e+002

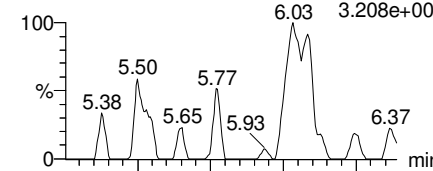


F50:MRM of 2 channels,ES-  
584.2 > 483.0  
1.000e-003

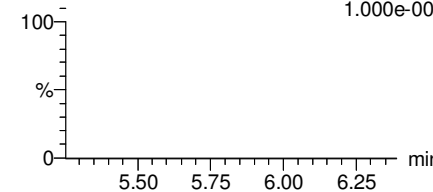


**PFDaA**

F53:MRM of 4 channels,ES-  
612.9 > 569.0  
3.208e+002

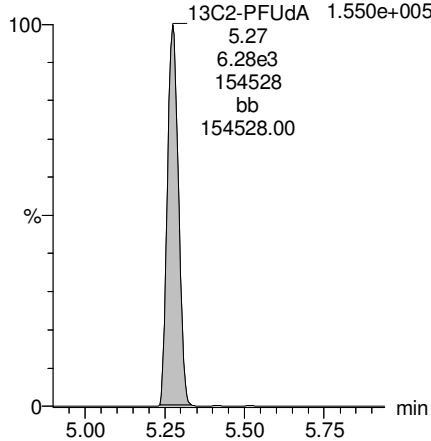


F53:MRM of 4 channels,ES-  
612.9 > 318.8  
1.000e-003



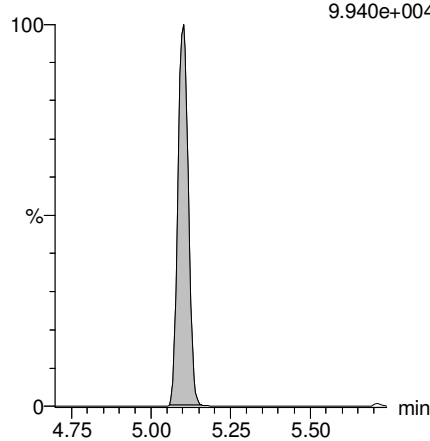
**13C2-PFUdA**

F46:MRM of 1 channel,ES-  
565 > 519.8  
1.550e+005



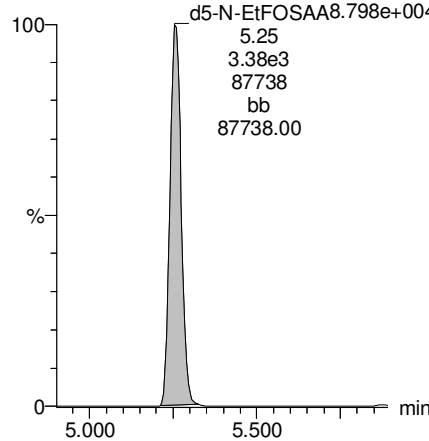
**d3-N-MeFOSAA**

F49:MRM of 1 channel,ES-  
573.3 > 419  
9.940e+004



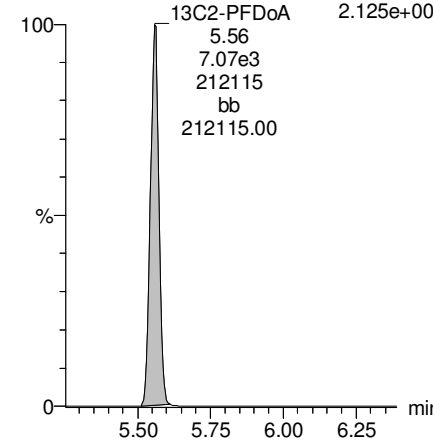
**d5-N-EtFOSAA**

F51:MRM of 1 channel,ES-  
589.3 > 419  
8.798e+004



**13C2-PFDaA**

F54:MRM of 2 channels,ES-  
615.0 > 569.7  
2.125e+005



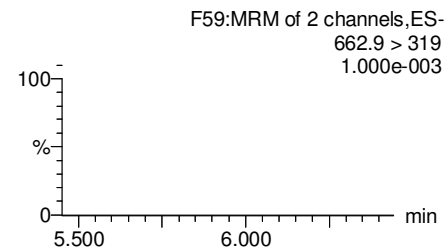
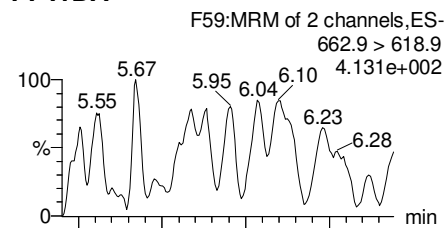
Dataset: F:\Projects\PFAS.PRO\Results\180222M1\180222M1-113.qld

Last Altered: Sunday, February 25, 2018 15:31:55 Pacific Standard Time

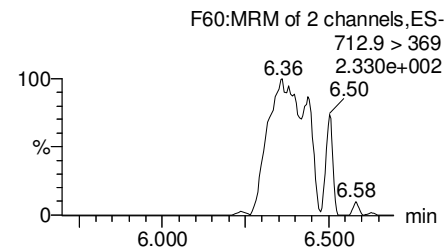
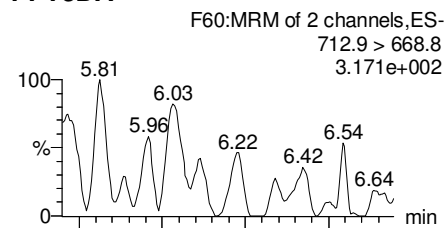
Printed: Sunday, February 25, 2018 15:32:41 Pacific Standard Time

Name: 180222M1\_113, Date: 23-Feb-2018, Time: 11:52:29, ID: 1800284-17 OF-FB31-0218 0.11726, Description: OF-FB31-0218

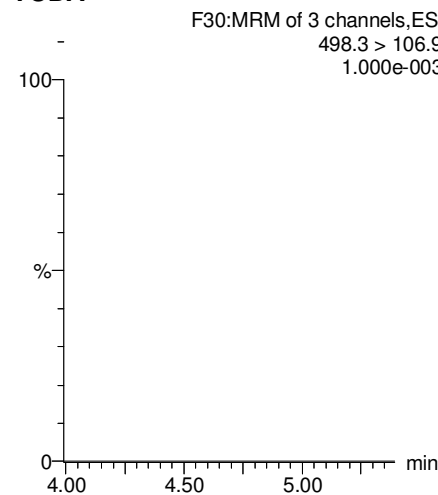
**PFTrDA**



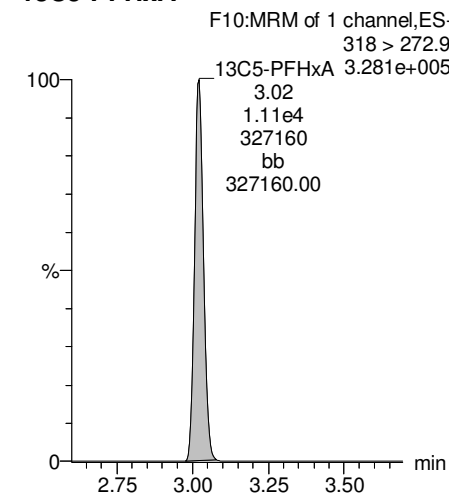
**PFTeDA**



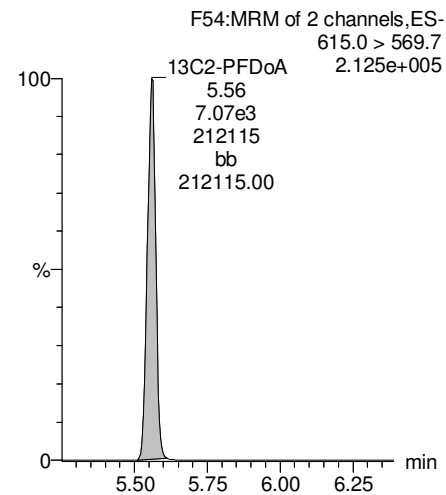
**TCDA**



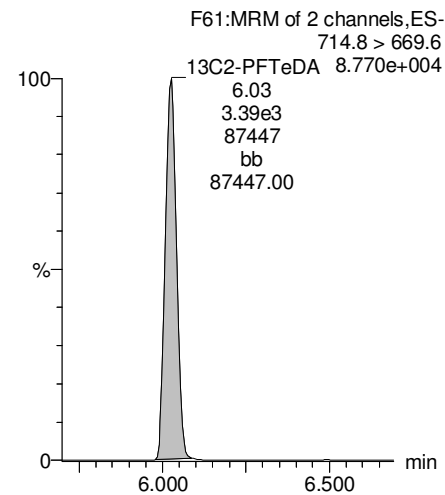
**13C5-PFHxA**



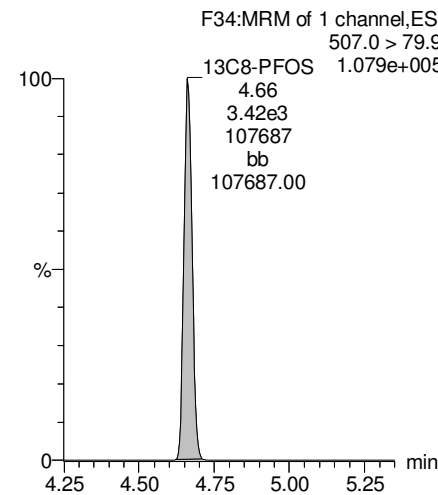
**13C2-PFDoA**



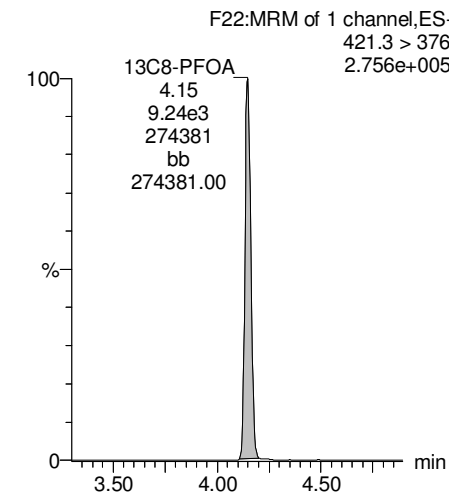
**13C2-PFTeDA**



**13C8-PFOS**



**13C8-PFOA**



Dataset: F:\Projects\PFAS.PRO\Results\180222M1\180222M1-113.qld

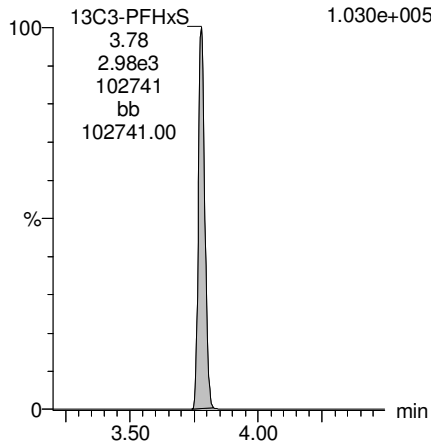
Last Altered: Sunday, February 25, 2018 15:31:55 Pacific Standard Time

Printed: Sunday, February 25, 2018 15:32:41 Pacific Standard Time

Name: 180222M1\_113, Date: 23-Feb-2018, Time: 11:52:29, ID: 1800284-17 OF-FB31-0218 0.11726, Description: OF-FB31-0218

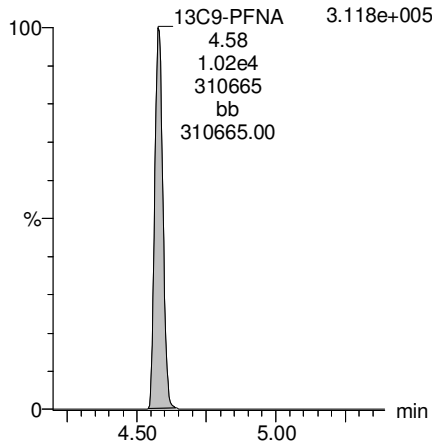
**13C3-PFHxS**

F18:MRM of 1 channel,ES-  
401.9 > 79.9  
1.030e+005



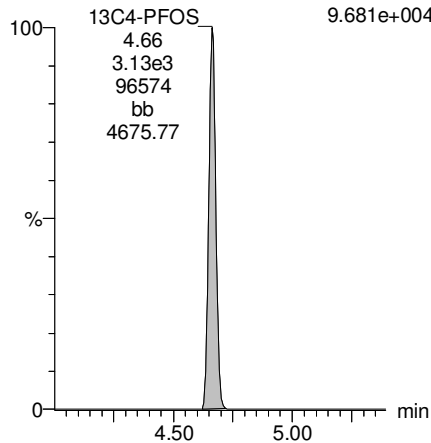
**13C9-PFNA**

F28:MRM of 1 channel,ES-  
472.2 > 426.9  
3.118e+005



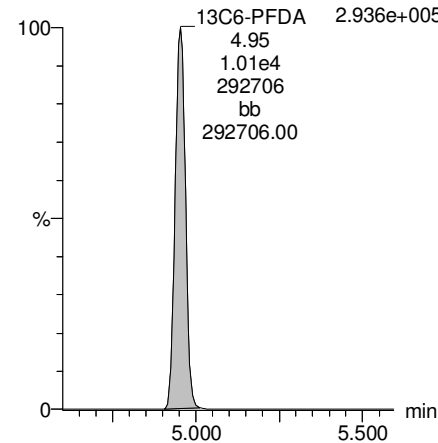
**13C4-PFOS**

F32:MRM of 1 channel,ES-  
503 > 79.9  
9.681e+004



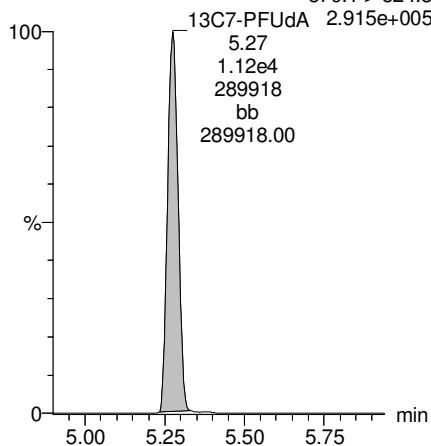
**13C6-PFDA**

F39:MRM of 1 channel,ES-  
519.1 > 473.7  
2.936e+005



**13C7-PFUdA**

F48:MRM of 1 channel,ES-  
570.1 > 524.8  
2.915e+005



**INJECTION INTERNAL STANDARD (IIS) AREAS,  
INSTRUMENT BLANKS (IB)  
AND  
CONTINUING CALIBRATION VERIFICATIONS (CCV)**

Dataset: Untitled

Last Altered: Friday, February 23, 2018 14:06:22 Pacific Standard Time

Printed: Friday, February 23, 2018 14:06:43 Pacific Standard Time

Method: F:\Projects\PFAS.PRO\MethDB\PFAS\_RS-2-5-18.mdb 06 Feb 2018 10:46:28

Calibration: 23 Feb 2018 14:03:35

Name: 180222M1\_7, Date: 22-Feb-2018, Time: 15:36:03, ID: ST180222M1-6 PFC CS3 18B0815, Description: PFC CS3 18B0815

	# Name	ID	Area	%Rec	Area Out
1	1 13C4-PFBA	ST180222M1-6 PFC CS3 18B0815	7.47e3	100.0	NO
2	2 13C5-PFHxA	ST180222M1-6 PFC CS3 18B0815	1.52e4	100.0	NO
3	3 13C3-PFHxS	ST180222M1-6 PFC CS3 18B0815	3.59e3	100.0	NO
4	4 13C8-PFOA	ST180222M1-6 PFC CS3 18B0815	1.30e4	100.0	NO
5	5 13C9-PFNA	ST180222M1-6 PFC CS3 18B0815	1.20e4	100.0	NO
6	6 13C4-PFOS	ST180222M1-6 PFC CS3 18B0815	3.36e3	100.0	NO
7	7 13C6-PFDA	ST180222M1-6 PFC CS3 18B0815	1.25e4	100.0	NO
8	8 13C7-PFUDa	ST180222M1-6 PFC CS3 18B0815	1.34e4	100.0	NO

Name: 180222M1\_8, Date: 22-Feb-2018, Time: 15:47:29, ID: ST180222M1-7 PFC CS4 18B0816, Description: PFC CS4 18B0816

	# Name	ID	Area	%Rec	Area Out
1	1 13C4-PFBA	ST180222M1-7 PFC CS4 18B0816	6.79e3	90.9	NO
2	2 13C5-PFHxA	ST180222M1-7 PFC CS4 18B0816	1.35e4	88.9	NO
3	3 13C3-PFHxS	ST180222M1-7 PFC CS4 18B0816	3.71e3	103.3	NO
4	4 13C8-PFOA	ST180222M1-7 PFC CS4 18B0816	1.07e4	82.0	NO
5	5 13C9-PFNA	ST180222M1-7 PFC CS4 18B0816	1.28e4	107.1	NO
6	6 13C4-PFOS	ST180222M1-7 PFC CS4 18B0816	3.24e3	96.5	NO
7	7 13C6-PFDA	ST180222M1-7 PFC CS4 18B0816	1.22e4	97.8	NO
8	8 13C7-PFUDa	ST180222M1-7 PFC CS4 18B0816	1.61e4	120.6	NO

Name: 180222M1\_9, Date: 22-Feb-2018, Time: 15:58:59, ID: ST180222M1-8 PFC CS5 18B0817, Description: PFC CS5 18B0817

	# Name	ID	Area	%Rec	Area Out
1	1 13C4-PFBA	ST180222M1-8 PFC CS5 18B0817	6.78e3	90.7	NO
2	2 13C5-PFHxA	ST180222M1-8 PFC CS5 18B0817	1.31e4	86.1	NO
3	3 13C3-PFHxS	ST180222M1-8 PFC CS5 18B0817	3.10e3	86.4	NO
4	4 13C8-PFOA	ST180222M1-8 PFC CS5 18B0817	1.15e4	88.0	NO
5	5 13C9-PFNA	ST180222M1-8 PFC CS5 18B0817	1.28e4	107.3	NO
6	6 13C4-PFOS	ST180222M1-8 PFC CS5 18B0817	3.38e3	100.8	NO
7	7 13C6-PFDA	ST180222M1-8 PFC CS5 18B0817	1.29e4	103.6	NO
8	8 13C7-PFUDa	ST180222M1-8 PFC CS5 18B0817	1.48e4	110.7	NO

Name: 180222M1\_10, Date: 22-Feb-2018, Time: 16:10:28, ID: ST180222M1-9 PFC CS6 18B0818, Description: PFC CS6 18B0818

	# Name	ID	Area	%Rec	Area Out
1	1 13C4-PFBA	ST180222M1-9 PFC CS6 18B0818	6.99e3	93.6	NO
2	2 13C5-PFHxA	ST180222M1-9 PFC CS6 18B0818	1.30e4	85.5	NO
3	3 13C3-PFHxS	ST180222M1-9 PFC CS6 18B0818	3.04e3	84.5	NO
4	4 13C8-PFOA	ST180222M1-9 PFC CS6 18B0818	1.02e4	78.6	NO
5	5 13C9-PFNA	ST180222M1-9 PFC CS6 18B0818	9.72e3	81.2	NO
6	6 13C4-PFOS	ST180222M1-9 PFC CS6 18B0818	2.93e3	87.2	NO
7	7 13C6-PFDA	ST180222M1-9 PFC CS6 18B0818	1.04e4	83.8	NO
8	8 13C7-PFUDa	ST180222M1-9 PFC CS6 18B0818	1.20e4	90.0	NO



Dataset: Untitled

Last Altered: Friday, February 23, 2018 14:06:22 Pacific Standard Time

Printed: Friday, February 23, 2018 14:06:43 Pacific Standard Time

**Name: 180222M1\_11, Date: 22-Feb-2018, Time: 16:21:58, ID: ST180222M1-10 PFC CS7 18B0819, Description: PFC CS7 18B0819**

	# Name	ID	Area	%Rec	Area Out
1	1 13C4-PFBA	ST180222M1-10 PFC CS7 18B0819	6.84e3	91.5	NO
2	2 13C5-PFHxA	ST180222M1-10 PFC CS7 18B0819	1.15e4	75.6	NO
3	3 13C3-PFHxS	ST180222M1-10 PFC CS7 18B0819	2.69e3	74.9	NO
4	4 13C8-PFOA	ST180222M1-10 PFC CS7 18B0819	1.00e4	77.1	NO
5	5 13C9-PFNA	ST180222M1-10 PFC CS7 18B0819	1.20e4	100.5	NO
6	6 13C4-PFOS	ST180222M1-10 PFC CS7 18B0819	2.94e3	87.7	NO
7	7 13C6-PFDA	ST180222M1-10 PFC CS7 18B0819	1.13e4	90.8	NO
8	8 13C7-PFUdA	ST180222M1-10 PFC CS7 18B0819	1.01e4	75.4	NO

**Name: 180222M1\_12, Date: 22-Feb-2018, Time: 16:33:27, ID: IPA, Description: IPA**

	# Name	ID	Area	%Rec	Area Out
1	1 13C4-PFBA	IPA			NO
2	2 13C5-PFHxA	IPA			NO
3	3 13C3-PFHxS	IPA			NO
4	4 13C8-PFOA	IPA			NO
5	5 13C9-PFNA	IPA			NO
6	6 13C4-PFOS	IPA			NO
7	7 13C6-PFDA	IPA			NO
8	8 13C7-PFUdA	IPA			NO

**Name: 180222M1\_13, Date: 22-Feb-2018, Time: 16:44:56, ID: ICV180222M1-1 PFC ICV 18B0809, Description: PFC ICV 18B0809**

	# Name	ID	Area	%Rec	Area Out
1	1 13C4-PFBA	ICV180222M1-1 PFC ICV 18B0809	7.10e3	95.0	NO
2	2 13C5-PFHxA	ICV180222M1-1 PFC ICV 18B0809	1.60e4	105.1	NO
3	3 13C3-PFHxS	ICV180222M1-1 PFC ICV 18B0809	3.99e3	111.1	NO
4	4 13C8-PFOA	ICV180222M1-1 PFC ICV 18B0809	1.33e4	101.7	NO
5	5 13C9-PFNA	ICV180222M1-1 PFC ICV 18B0809	1.72e4	143.8	NO
6	6 13C4-PFOS	ICV180222M1-1 PFC ICV 18B0809	3.57e3	106.4	NO
7	7 13C6-PFDA	ICV180222M1-1 PFC ICV 18B0809	1.37e4	109.9	NO
8	8 13C7-PFUdA	ICV180222M1-1 PFC ICV 18B0809	1.46e4	109.3	NO

**Name: 180222M1\_14, Date: 22-Feb-2018, Time: 16:56:25, ID: IPA, Description: IPA**

	# Name	ID	Area	%Rec	Area Out
1	1 13C4-PFBA	IPA	6.81e3	91.2	NO
2	2 13C5-PFHxA	IPA	1.63e4	106.9	NO
3	3 13C3-PFHxS	IPA	3.77e3	104.9	NO
4	4 13C8-PFOA	IPA	1.29e4	99.1	NO
5	5 13C9-PFNA	IPA	1.54e4	128.7	NO
6	6 13C4-PFOS	IPA	3.79e3	113.0	NO
7	7 13C6-PFDA	IPA	1.47e4	118.3	NO
8	8 13C7-PFUdA	IPA	1.60e4	120.0	NO

Dataset: Untitled

Last Altered: Friday, February 23, 2018 14:06:22 Pacific Standard Time

Printed: Friday, February 23, 2018 14:06:43 Pacific Standard Time

**Name: 180222M1\_15, Date: 22-Feb-2018, Time: 17:07:55, ID: 1702096-01@5X 980560360 3, Description: 980560360**

	# Name	ID	Area	%Rec	Area Out
1	1 13C4-PFBA	1702096-01@5X 980560360 3	4.28e3	57.3	NO
2	2 13C5-PFHxA	1702096-01@5X 980560360 3	5.07e3	33.3	YES
3	3 13C3-PFHxS	1702096-01@5X 980560360 3	1.32e3	36.7	YES
4	4 13C8-PFOA	1702096-01@5X 980560360 3	3.97e3	30.4	YES
5	5 13C9-PFNA	1702096-01@5X 980560360 3	3.20e3	26.7	YES
6	6 13C4-PFOS	1702096-01@5X 980560360 3	6.75e2	20.1	YES
7	7 13C6-PFDA	1702096-01@5X 980560360 3	2.06e3	16.5	YES
8	8 13C7-PFUDa	1702096-01@5X 980560360 3	6.46e2	4.8	YES

**Name: 180222M1\_16, Date: 22-Feb-2018, Time: 17:19:19, ID: B8B0074-BS1 OPR 1, Description: OPR**

	# Name	ID	Area	%Rec	Area Out
1	1 13C4-PFBA	B8B0074-BS1 OPR 1	7.16e3	95.9	NO
2	2 13C5-PFHxA	B8B0074-BS1 OPR 1	9.09e3	59.7	NO
3	3 13C3-PFHxS	B8B0074-BS1 OPR 1	2.13e3	59.2	NO
4	4 13C8-PFOA	B8B0074-BS1 OPR 1	7.73e3	59.3	NO
5	5 13C9-PFNA	B8B0074-BS1 OPR 1	7.79e3	65.1	NO
6	6 13C4-PFOS	B8B0074-BS1 OPR 1	2.35e3	70.1	NO
7	7 13C6-PFDA	B8B0074-BS1 OPR 1	7.79e3	62.6	NO
8	8 13C7-PFUDa	B8B0074-BS1 OPR 1	1.04e4	78.1	NO

**Name: 180222M1\_17, Date: 22-Feb-2018, Time: 17:30:45, ID: 1800268-03 WI-AF-SB614P-0102-0118 1.28, Description: WI-AF-SB614P-0102-0118**

	# Name	ID	Area	%Rec	Area Out
1	1 13C4-PFBA	1800268-03 WI-AF-SB614P-0102-0118 ...	7.57e3	101.3	NO
2	2 13C5-PFHxA	1800268-03 WI-AF-SB614P-0102-0118 ...	8.56e3	56.3	NO
3	3 13C3-PFHxS	1800268-03 WI-AF-SB614P-0102-0118 ...	2.46e3	68.6	NO
4	4 13C8-PFOA	1800268-03 WI-AF-SB614P-0102-0118 ...	7.65e3	58.7	NO
5	5 13C9-PFNA	1800268-03 WI-AF-SB614P-0102-0118 ...	8.31e3	69.4	NO
6	6 13C4-PFOS	1800268-03 WI-AF-SB614P-0102-0118 ...	2.08e3	61.9	NO
7	7 13C6-PFDA	1800268-03 WI-AF-SB614P-0102-0118 ...	7.87e3	63.2	NO
8	8 13C7-PFUDa	1800268-03 WI-AF-SB614P-0102-0118 ...	9.01e3	67.5	NO

**Name: 180222M1\_18, Date: 22-Feb-2018, Time: 17:42:12, ID: 1800268-05 WI-AF-SB612-0204-0118 1.25, Description: WI-AF-SB612-0204-0118**

	# Name	ID	Area	%Rec	Area Out
1	1 13C4-PFBA	1800268-05 WI-AF-SB612-0204-0118 1...	7.22e3	96.7	NO
2	2 13C5-PFHxA	1800268-05 WI-AF-SB612-0204-0118 1...	9.30e3	61.1	NO
3	3 13C3-PFHxS	1800268-05 WI-AF-SB612-0204-0118 1...	2.41e3	67.0	NO
4	4 13C8-PFOA	1800268-05 WI-AF-SB612-0204-0118 1...	8.42e3	64.6	NO
5	5 13C9-PFNA	1800268-05 WI-AF-SB612-0204-0118 1...	9.23e3	77.1	NO
6	6 13C4-PFOS	1800268-05 WI-AF-SB612-0204-0118 1...	2.33e3	69.4	NO
7	7 13C6-PFDA	1800268-05 WI-AF-SB612-0204-0118 1...	8.05e3	64.7	NO
8	8 13C7-PFUDa	1800268-05 WI-AF-SB612-0204-0118 1...	9.49e3	71.0	NO

Dataset: Untitled

Last Altered: Friday, February 23, 2018 14:06:22 Pacific Standard Time

Printed: Friday, February 23, 2018 14:06:43 Pacific Standard Time

**Name: 180222M1\_19, Date: 22-Feb-2018, Time: 17:53:39, ID: 1800268-07 WI-AF-SB612-6870-0118 1.3,**  
**Description: WI-AF-SB612-6870-0118**

	# Name	ID	Area	%Rec	Area Out
1	1 13C4-PFBA	1800268-07 WI-AF-SB612-6870-0118 1.3	7.63e3	102.1	NO
2	2 13C5-PFHxA	1800268-07 WI-AF-SB612-6870-0118 1.3	9.36e3	61.5	NO
3	3 13C3-PFHxS	1800268-07 WI-AF-SB612-6870-0118 1.3	2.07e3	57.6	NO
4	4 13C8-PFOA	1800268-07 WI-AF-SB612-6870-0118 1.3	7.46e3	57.2	NO
5	5 13C9-PFNA	1800268-07 WI-AF-SB612-6870-0118 1.3	8.77e3	73.3	NO
6	6 13C4-PFOS	1800268-07 WI-AF-SB612-6870-0118 1.3	2.39e3	71.3	NO
7	7 13C6-PFDA	1800268-07 WI-AF-SB612-6870-0118 1.3	7.73e3	62.1	NO
8	8 13C7-PFUDa	1800268-07 WI-AF-SB612-6870-0118 1.3	1.01e4	75.4	NO

**Name: 180222M1\_20, Date: 22-Feb-2018, Time: 18:05:07, ID: 1800268-08 WI-AF-SB613-000H-0118 1.39,**  
**Description: WI-AF-SB613-000H-0118**

	# Name	ID	Area	%Rec	Area Out
1	1 13C4-PFBA	1800268-08 WI-AF-SB613-000H-0118 ...	6.89e3	92.3	NO
2	2 13C5-PFHxA	1800268-08 WI-AF-SB613-000H-0118 ...	8.66e3	56.9	NO
3	3 13C3-PFHxS	1800268-08 WI-AF-SB613-000H-0118 ...	2.18e3	60.6	NO
4	4 13C8-PFOA	1800268-08 WI-AF-SB613-000H-0118 ...	8.01e3	61.5	NO
5	5 13C9-PFNA	1800268-08 WI-AF-SB613-000H-0118 ...	9.59e3	80.1	NO
6	6 13C4-PFOS	1800268-08 WI-AF-SB613-000H-0118 ...	2.04e3	60.7	NO
7	7 13C6-PFDA	1800268-08 WI-AF-SB613-000H-0118 ...	7.53e3	60.4	NO
8	8 13C7-PFUDa	1800268-08 WI-AF-SB613-000H-0118 ...	8.49e3	63.5	NO

**Name: 180222M1\_21, Date: 22-Feb-2018, Time: 18:16:37, ID: 1800268-09 WI-AF-SB613-0H02-0118 1.34,**  
**Description: WI-AF-SB613-0H02-0118**

	# Name	ID	Area	%Rec	Area Out
1	1 13C4-PFBA	1800268-09 WI-AF-SB613-0H02-0118 ...	7.10e3	95.1	NO
2	2 13C5-PFHxA	1800268-09 WI-AF-SB613-0H02-0118 ...	8.16e3	53.6	NO
3	3 13C3-PFHxS	1800268-09 WI-AF-SB613-0H02-0118 ...	2.42e3	67.3	NO
4	4 13C8-PFOA	1800268-09 WI-AF-SB613-0H02-0118 ...	8.45e3	64.8	NO
5	5 13C9-PFNA	1800268-09 WI-AF-SB613-0H02-0118 ...	9.54e3	79.7	NO
6	6 13C4-PFOS	1800268-09 WI-AF-SB613-0H02-0118 ...	2.35e3	70.1	NO
7	7 13C6-PFDA	1800268-09 WI-AF-SB613-0H02-0118 ...	9.05e3	72.7	NO
8	8 13C7-PFUDa	1800268-09 WI-AF-SB613-0H02-0118 ...	1.02e4	76.7	NO

**Name: 180222M1\_22, Date: 22-Feb-2018, Time: 18:28:07, ID: 1800268-10 WI-AF-SB613-03H04H-0118 1.2,**  
**Description: WI-AF-SB613-03H04H-0118**

	# Name	ID	Area	%Rec	Area Out
1	1 13C4-PFBA	1800268-10 WI-AF-SB613-03H04H-011...	7.07e3	94.7	NO
2	2 13C5-PFHxA	1800268-10 WI-AF-SB613-03H04H-011...	8.72e3	57.3	NO
3	3 13C3-PFHxS	1800268-10 WI-AF-SB613-03H04H-011...	2.38e3	66.2	NO
4	4 13C8-PFOA	1800268-10 WI-AF-SB613-03H04H-011...	8.61e3	66.1	NO
5	5 13C9-PFNA	1800268-10 WI-AF-SB613-03H04H-011...	9.64e3	80.5	NO
6	6 13C4-PFOS	1800268-10 WI-AF-SB613-03H04H-011...	2.48e3	73.8	NO
7	7 13C6-PFDA	1800268-10 WI-AF-SB613-03H04H-011...	8.41e3	67.5	NO
8	8 13C7-PFUDa	1800268-10 WI-AF-SB613-03H04H-011...	1.26e4	94.5	NO

Dataset: Untitled

Last Altered: Friday, February 23, 2018 14:06:22 Pacific Standard Time

Printed: Friday, February 23, 2018 14:06:43 Pacific Standard Time

**Name: 180222M1\_23, Date: 22-Feb-2018, Time: 18:39:37, ID: 1800268-11 WI-AF-SB613-5657H-0118 1.23, Description: WI-AF-SB613-5657H-0118**

	# Name	ID	Area	%Rec	Area Out
1	1 13C4-PFBA	1800268-11 WI-AF-SB613-5657H-0118 ...	6.01e3	80.4	NO
2	2 13C5-PFHxA	1800268-11 WI-AF-SB613-5657H-0118 ...	8.26e3	54.3	NO
3	3 13C3-PFHxS	1800268-11 WI-AF-SB613-5657H-0118 ...	2.55e3	70.9	NO
4	4 13C8-PFOA	1800268-11 WI-AF-SB613-5657H-0118 ...	7.59e3	58.2	NO
5	5 13C9-PFNA	1800268-11 WI-AF-SB613-5657H-0118 ...	7.76e3	64.8	NO
6	6 13C4-PFOS	1800268-11 WI-AF-SB613-5657H-0118 ...	2.28e3	68.0	NO
7	7 13C6-PFDA	1800268-11 WI-AF-SB613-5657H-0118 ...	9.81e3	78.8	NO
8	8 13C7-PFUDa	1800268-11 WI-AF-SB613-5657H-0118 ...	1.02e4	76.6	NO

**Name: 180222M1\_24, Date: 22-Feb-2018, Time: 18:51:06, ID: 1800268-12 WI-AF-SB607-000H-0118 1.06, Description: WI-AF-SB607-000H-0118**

	# Name	ID	Area	%Rec	Area Out
1	1 13C4-PFBA	1800268-12 WI-AF-SB607-000H-0118 ...	7.81e3	104.6	NO
2	2 13C5-PFHxA	1800268-12 WI-AF-SB607-000H-0118 ...	8.95e3	58.8	NO
3	3 13C3-PFHxS	1800268-12 WI-AF-SB607-000H-0118 ...	2.31e3	64.3	NO
4	4 13C8-PFOA	1800268-12 WI-AF-SB607-000H-0118 ...	8.20e3	63.0	NO
5	5 13C9-PFNA	1800268-12 WI-AF-SB607-000H-0118 ...	9.62e3	80.4	NO
6	6 13C4-PFOS	1800268-12 WI-AF-SB607-000H-0118 ...	2.32e3	69.2	NO
7	7 13C6-PFDA	1800268-12 WI-AF-SB607-000H-0118 ...	8.11e3	65.1	NO
8	8 13C7-PFUDa	1800268-12 WI-AF-SB607-000H-0118 ...	1.11e4	83.4	NO

**Name: 180222M1\_25, Date: 22-Feb-2018, Time: 19:02:36, ID: 1800268-13 WI-AF-SB607P-000H-0118 1.34, Description: WI-AF-SB607P-000H-0118**

	# Name	ID	Area	%Rec	Area Out
1	1 13C4-PFBA	1800268-13 WI-AF-SB607P-000H-0118...	7.53e3	100.8	NO
2	2 13C5-PFHxA	1800268-13 WI-AF-SB607P-000H-0118...	9.42e3	61.9	NO
3	3 13C3-PFHxS	1800268-13 WI-AF-SB607P-000H-0118...	2.18e3	60.6	NO
4	4 13C8-PFOA	1800268-13 WI-AF-SB607P-000H-0118...	7.87e3	60.4	NO
5	5 13C9-PFNA	1800268-13 WI-AF-SB607P-000H-0118...	8.61e3	71.9	NO
6	6 13C4-PFOS	1800268-13 WI-AF-SB607P-000H-0118...	2.43e3	72.5	NO
7	7 13C6-PFDA	1800268-13 WI-AF-SB607P-000H-0118...	9.30e3	74.7	NO
8	8 13C7-PFUDa	1800268-13 WI-AF-SB607P-000H-0118...	1.19e4	89.1	NO

**Name: 180222M1\_26, Date: 22-Feb-2018, Time: 19:14:05, ID: IPA, Description: IPA**

	# Name	ID	Area	%Rec	Area Out
1	1 13C4-PFBA	IPA			NO
2	2 13C5-PFHxA	IPA			NO
3	3 13C3-PFHxS	IPA			NO
4	4 13C8-PFOA	IPA			NO
5	5 13C9-PFNA	IPA			NO
6	6 13C4-PFOS	IPA			NO
7	7 13C6-PFDA	IPA			NO
8	8 13C7-PFUDa	IPA			NO

Dataset: Untitled

Last Altered: Friday, February 23, 2018 14:06:22 Pacific Standard Time

Printed: Friday, February 23, 2018 14:06:43 Pacific Standard Time

**Name: 180222M1\_27, Date: 22-Feb-2018, Time: 19:25:36, ID: ST180221M1-11 PFC CS3 18B0815, Description: PFC CS3 18B0815**

	# Name	ID	Area	%Rec	Area Out
1	1 13C4-PFBA	ST180221M1-11 PFC CS3 18B0815	6.64e3	88.9	NO
2	2 13C5-PFHxA	ST180221M1-11 PFC CS3 18B0815	1.50e4	98.7	NO
3	3 13C3-PFHxS	ST180221M1-11 PFC CS3 18B0815	3.51e3	97.7	NO
4	4 13C8-PFOA	ST180221M1-11 PFC CS3 18B0815	1.28e4	98.0	NO
5	5 13C9-PFNA	ST180221M1-11 PFC CS3 18B0815	1.60e4	133.4	NO
6	6 13C4-PFOS	ST180221M1-11 PFC CS3 18B0815	3.70e3	110.3	NO
7	7 13C6-PFDA	ST180221M1-11 PFC CS3 18B0815	1.48e4	118.5	NO
8	8 13C7-PFUDa	ST180221M1-11 PFC CS3 18B0815	1.57e4	117.3	NO

**Name: 180222M1\_28, Date: 22-Feb-2018, Time: 19:37:02, ID: IPA, Description: IPA**

	# Name	ID	Area	%Rec	Area Out
1	1 13C4-PFBA	IPA			NO
2	2 13C5-PFHxA	IPA			NO
3	3 13C3-PFHxS	IPA			NO
4	4 13C8-PFOA	IPA			NO
5	5 13C9-PFNA	IPA			NO
6	6 13C4-PFOS	IPA			NO
7	7 13C6-PFDA	IPA			NO
8	8 13C7-PFUDa	IPA			NO

**Name: 180222M1\_29, Date: 22-Feb-2018, Time: 19:48:35, ID: 1800268-14 WI-AF-SB607-0203-0118 1.22, Description: WI-AF-SB607-0203-0118**

	# Name	ID	Area	%Rec	Area Out
1	1 13C4-PFBA	1800268-14 WI-AF-SB607-0203-0118 1...	6.25e3	83.7	NO
2	2 13C5-PFHxA	1800268-14 WI-AF-SB607-0203-0118 1...	8.07e3	53.0	NO
3	3 13C3-PFHxS	1800268-14 WI-AF-SB607-0203-0118 1...	2.16e3	60.1	NO
4	4 13C8-PFOA	1800268-14 WI-AF-SB607-0203-0118 1...	6.54e3	50.2	NO
5	5 13C9-PFNA	1800268-14 WI-AF-SB607-0203-0118 1...	6.99e3	58.4	NO
6	6 13C4-PFOS	1800268-14 WI-AF-SB607-0203-0118 1...	2.11e3	62.8	NO
7	7 13C6-PFDA	1800268-14 WI-AF-SB607-0203-0118 1...	1.02e4	81.7	NO
8	8 13C7-PFUDa	1800268-14 WI-AF-SB607-0203-0118 1...	9.34e3	69.9	NO

**Name: 180222M1\_30, Date: 22-Feb-2018, Time: 20:00:00, ID: 1800268-15 WI-AF-SB607-0405-0118 1.01, Description: WI-AF-SB607-0405-0118**

	# Name	ID	Area	%Rec	Area Out
1	1 13C4-PFBA	1800268-15 WI-AF-SB607-0405-0118 1...	6.46e3	86.5	NO
2	2 13C5-PFHxA	1800268-15 WI-AF-SB607-0405-0118 1...	8.08e3	53.1	NO
3	3 13C3-PFHxS	1800268-15 WI-AF-SB607-0405-0118 1...	2.03e3	56.6	NO
4	4 13C8-PFOA	1800268-15 WI-AF-SB607-0405-0118 1...	6.78e3	52.1	NO
5	5 13C9-PFNA	1800268-15 WI-AF-SB607-0405-0118 1...	7.94e3	66.4	NO
6	6 13C4-PFOS	1800268-15 WI-AF-SB607-0405-0118 1...	2.24e3	66.6	NO
7	7 13C6-PFDA	1800268-15 WI-AF-SB607-0405-0118 1...	8.68e3	69.7	NO
8	8 13C7-PFUDa	1800268-15 WI-AF-SB607-0405-0118 1...	9.69e3	72.5	NO

Dataset: Untitled

Last Altered: Friday, February 23, 2018 14:06:22 Pacific Standard Time

Printed: Friday, February 23, 2018 14:06:43 Pacific Standard Time

**Name: 180222M1\_31, Date: 22-Feb-2018, Time: 20:11:27, ID: 1800268-16 WI-AF-SB607-1011-0118 1.26, Description: WI-AF-SB607-1011-0118**

	# Name	ID	Area	%Rec	Area Out
1	1 13C4-PFBA	1800268-16 WI-AF-SB607-1011-0118 1...	6.36e3	85.2	NO
2	2 13C5-PFHxA	1800268-16 WI-AF-SB607-1011-0118 1...	8.70e3	57.2	NO
3	3 13C3-PFHxS	1800268-16 WI-AF-SB607-1011-0118 1...	2.44e3	67.8	NO
4	4 13C8-PFOA	1800268-16 WI-AF-SB607-1011-0118 1...	8.10e3	62.2	NO
5	5 13C9-PFNA	1800268-16 WI-AF-SB607-1011-0118 1...	7.43e3	62.1	NO
6	6 13C4-PFOS	1800268-16 WI-AF-SB607-1011-0118 1...	2.50e3	74.6	NO
7	7 13C6-PFDA	1800268-16 WI-AF-SB607-1011-0118 1...	9.14e3	73.4	NO
8	8 13C7-PFUDa	1800268-16 WI-AF-SB607-1011-0118 1...	9.26e3	69.3	NO

**Name: 180222M1\_32, Date: 22-Feb-2018, Time: 20:22:53, ID: 1800268-17 WI-AF-SB610-3940-0118 1.1, Description: WI-AF-SB610-3940-0118**

	# Name	ID	Area	%Rec	Area Out
1	1 13C4-PFBA	1800268-17 WI-AF-SB610-3940-0118 1.1	6.31e3	84.6	NO
2	2 13C5-PFHxA	1800268-17 WI-AF-SB610-3940-0118 1.1	7.87e3	51.7	NO
3	3 13C3-PFHxS	1800268-17 WI-AF-SB610-3940-0118 1.1	2.07e3	57.6	NO
4	4 13C8-PFOA	1800268-17 WI-AF-SB610-3940-0118 1.1	7.46e3	57.2	NO
5	5 13C9-PFNA	1800268-17 WI-AF-SB610-3940-0118 1.1	7.57e3	63.2	NO
6	6 13C4-PFOS	1800268-17 WI-AF-SB610-3940-0118 1.1	2.10e3	62.7	NO
7	7 13C6-PFDA	1800268-17 WI-AF-SB610-3940-0118 1.1	6.80e3	54.6	NO
8	8 13C7-PFUDa	1800268-17 WI-AF-SB610-3940-0118 1.1	7.85e3	58.8	NO

**Name: 180222M1\_33, Date: 22-Feb-2018, Time: 20:34:20, ID: 1800268-18 WI-AF-SB610P-3940-0118 1.22, Description: WI-AF-SB610P-3940-0118**

	# Name	ID	Area	%Rec	Area Out
1	1 13C4-PFBA	1800268-18 WI-AF-SB610P-3940-0118 ...	6.13e3	82.2	NO
2	2 13C5-PFHxA	1800268-18 WI-AF-SB610P-3940-0118 ...	6.74e3	44.3	YES
3	3 13C3-PFHxS	1800268-18 WI-AF-SB610P-3940-0118 ...	2.05e3	57.1	NO
4	4 13C8-PFOA	1800268-18 WI-AF-SB610P-3940-0118 ...	7.47e3	57.3	NO
5	5 13C9-PFNA	1800268-18 WI-AF-SB610P-3940-0118 ...	7.61e3	63.5	NO
6	6 13C4-PFOS	1800268-18 WI-AF-SB610P-3940-0118 ...	1.81e3	53.9	NO
7	7 13C6-PFDA	1800268-18 WI-AF-SB610P-3940-0118 ...	5.66e3	45.4	YES
8	8 13C7-PFUDa	1800268-18 WI-AF-SB610P-3940-0118 ...	1.03e4	77.0	NO

**Name: 180222M1\_34, Date: 22-Feb-2018, Time: 20:45:50, ID: B8B0095-BS1 OPR 0.25, Description: OPR**

	# Name	ID	Area	%Rec	Area Out
1	1 13C4-PFBA	B8B0095-BS1 OPR 0.25	9.49e3	127.1	NO
2	2 13C5-PFHxA	B8B0095-BS1 OPR 0.25	1.17e4	76.9	NO
3	3 13C3-PFHxS	B8B0095-BS1 OPR 0.25	3.23e3	89.9	NO
4	4 13C8-PFOA	B8B0095-BS1 OPR 0.25	1.04e4	80.1	NO
5	5 13C9-PFNA	B8B0095-BS1 OPR 0.25	1.11e4	93.0	NO
6	6 13C4-PFOS	B8B0095-BS1 OPR 0.25	3.51e3	104.7	NO
7	7 13C6-PFDA	B8B0095-BS1 OPR 0.25	1.14e4	91.9	NO
8	8 13C7-PFUDa	B8B0095-BS1 OPR 0.25	1.23e4	92.1	NO

Dataset: Untitled

Last Altered: Friday, February 23, 2018 14:06:22 Pacific Standard Time

Printed: Friday, February 23, 2018 14:06:43 Pacific Standard Time

Name: 180222M1\_35, Date: 22-Feb-2018, Time: 20:57:17, ID: B8B0095-BSD1 LCSD 0.25, Description: LCSD

	# Name	ID	Area	%Rec	Area Out
1	1 13C4-PFBA	B8B0095-BSD1 LCSD 0.25	1.03e4	138.3	NO
2	2 13C5-PFHxA	B8B0095-BSD1 LCSD 0.25	1.28e4	83.9	NO
3	3 13C3-PFHxS	B8B0095-BSD1 LCSD 0.25	3.32e3	92.4	NO
4	4 13C8-PFOA	B8B0095-BSD1 LCSD 0.25	1.23e4	94.5	NO
5	5 13C9-PFNA	B8B0095-BSD1 LCSD 0.25	1.21e4	101.4	NO
6	6 13C4-PFOS	B8B0095-BSD1 LCSD 0.25	3.51e3	104.5	NO
7	7 13C6-PFDA	B8B0095-BSD1 LCSD 0.25	1.10e4	88.1	NO
8	8 13C7-PFUDa	B8B0095-BSD1 LCSD 0.25	1.50e4	112.2	NO

Name: 180222M1\_36, Date: 22-Feb-2018, Time: 21:08:47, ID: B8B0095-BLK1 Method Blank 0.25, Description: Method Blank

	# Name	ID	Area	%Rec	Area Out
1	1 13C4-PFBA	B8B0095-BLK1 Method Blank 0.25	9.10e3	121.8	NO
2	2 13C5-PFHxA	B8B0095-BLK1 Method Blank 0.25	1.03e4	67.7	NO
3	3 13C3-PFHxS	B8B0095-BLK1 Method Blank 0.25	3.25e3	90.6	NO
4	4 13C8-PFOA	B8B0095-BLK1 Method Blank 0.25	1.07e4	82.2	NO
5	5 13C9-PFNA	B8B0095-BLK1 Method Blank 0.25	1.37e4	114.1	NO
6	6 13C4-PFOS	B8B0095-BLK1 Method Blank 0.25	3.21e3	95.6	NO
7	7 13C6-PFDA	B8B0095-BLK1 Method Blank 0.25	1.05e4	84.3	NO
8	8 13C7-PFUDa	B8B0095-BLK1 Method Blank 0.25	1.36e4	102.1	NO

Name: 180222M1\_37, Date: 22-Feb-2018, Time: 21:20:16, ID: 1800273-05RE1 MCA-EB-02 0.24963, Description: MCA-EB-02

	# Name	ID	Area	%Rec	Area Out
1	1 13C4-PFBA	1800273-05RE1 MCA-EB-02 0.24963	8.28e3	110.9	NO
2	2 13C5-PFHxA	1800273-05RE1 MCA-EB-02 0.24963	9.98e3	65.6	NO
3	3 13C3-PFHxS	1800273-05RE1 MCA-EB-02 0.24963	2.97e3	82.7	NO
4	4 13C8-PFOA	1800273-05RE1 MCA-EB-02 0.24963	1.03e4	79.1	NO
5	5 13C9-PFNA	1800273-05RE1 MCA-EB-02 0.24963	1.01e4	84.4	NO
6	6 13C4-PFOS	1800273-05RE1 MCA-EB-02 0.24963	2.79e3	83.1	NO
7	7 13C6-PFDA	1800273-05RE1 MCA-EB-02 0.24963	1.02e4	81.7	NO
8	8 13C7-PFUDa	1800273-05RE1 MCA-EB-02 0.24963	1.06e4	79.5	NO

Name: 180222M1\_38, Date: 22-Feb-2018, Time: 21:31:46, ID: 1800279-01RE1 REEPDW150 0.11792, Description: REEPDW150

	# Name	ID	Area	%Rec	Area Out
1	1 13C4-PFBA	1800279-01RE1 REEPDW150 0.11792	8.46e3	113.3	NO
2	2 13C5-PFHxA	1800279-01RE1 REEPDW150 0.11792	1.07e4	70.0	NO
3	3 13C3-PFHxS	1800279-01RE1 REEPDW150 0.11792	3.14e3	87.5	NO
4	4 13C8-PFOA	1800279-01RE1 REEPDW150 0.11792	1.01e4	77.5	NO
5	5 13C9-PFNA	1800279-01RE1 REEPDW150 0.11792	1.15e4	96.4	NO
6	6 13C4-PFOS	1800279-01RE1 REEPDW150 0.11792	3.30e3	98.3	NO
7	7 13C6-PFDA	1800279-01RE1 REEPDW150 0.11792	1.17e4	94.3	NO
8	8 13C7-PFUDa	1800279-01RE1 REEPDW150 0.11792	1.22e4	91.3	NO

Dataset: Untitled

Last Altered: Friday, February 23, 2018 14:06:22 Pacific Standard Time

Printed: Friday, February 23, 2018 14:06:43 Pacific Standard Time

**Name: 180222M1\_39, Date: 22-Feb-2018, Time: 21:43:15, ID: 1800294-03 GW1802071620AB 0.25388, Description: GW1802071620AB**

#	Name	ID	Area	%Rec	Area Out
1	1 13C4-PFBA	1800294-03 GW1802071620AB 0.25388	9.61e3	128.7	NO
2	2 13C5-PFHxA	1800294-03 GW1802071620AB 0.25388	1.32e4	86.6	NO
3	3 13C3-PFHxS	1800294-03 GW1802071620AB 0.25388	3.01e3	83.9	NO
4	4 13C8-PFOA	1800294-03 GW1802071620AB 0.25388	9.66e3	74.2	NO
5	5 13C9-PFNA	1800294-03 GW1802071620AB 0.25388	1.33e4	111.4	NO
6	6 13C4-PFOS	1800294-03 GW1802071620AB 0.25388	3.25e3	96.7	NO
7	7 13C6-PFDA	1800294-03 GW1802071620AB 0.25388	1.20e4	96.3	NO
8	8 13C7-PFUdA	1800294-03 GW1802071620AB 0.25388	1.36e4	101.7	NO

**Name: 180222M1\_40, Date: 22-Feb-2018, Time: 21:54:45, ID: B8B0106-BS1 OPR 0.25, Description: OPR**

#	Name	ID	Area	%Rec	Area Out
1	1 13C4-PFBA	B8B0106-BS1 OPR 0.25	6.80e3	91.1	NO
2	2 13C5-PFHxA	B8B0106-BS1 OPR 0.25	8.16e3	53.6	NO
3	3 13C3-PFHxS	B8B0106-BS1 OPR 0.25	2.23e3	62.1	NO
4	4 13C8-PFOA	B8B0106-BS1 OPR 0.25	7.79e3	59.8	NO
5	5 13C9-PFNA	B8B0106-BS1 OPR 0.25	8.78e3	73.4	NO
6	6 13C4-PFOS	B8B0106-BS1 OPR 0.25	2.70e3	80.3	NO
7	7 13C6-PFDA	B8B0106-BS1 OPR 0.25	8.87e3	71.2	NO
8	8 13C7-PFUdA	B8B0106-BS1 OPR 0.25	9.13e3	68.3	NO

**Name: 180222M1\_41, Date: 22-Feb-2018, Time: 22:06:12, ID: B8B0106-BSD1 LCSD 0.25, Description: LCSD**

#	Name	ID	Area	%Rec	Area Out
1	1 13C4-PFBA	B8B0106-BSD1 LCSD 0.25	7.49e3	100.3	NO
2	2 13C5-PFHxA	B8B0106-BSD1 LCSD 0.25	9.51e3	62.5	NO
3	3 13C3-PFHxS	B8B0106-BSD1 LCSD 0.25	2.57e3	71.5	NO
4	4 13C8-PFOA	B8B0106-BSD1 LCSD 0.25	9.44e3	72.4	NO
5	5 13C9-PFNA	B8B0106-BSD1 LCSD 0.25	1.03e4	86.1	NO
6	6 13C4-PFOS	B8B0106-BSD1 LCSD 0.25	2.53e3	75.5	NO
7	7 13C6-PFDA	B8B0106-BSD1 LCSD 0.25	9.49e3	76.2	NO
8	8 13C7-PFUdA	B8B0106-BSD1 LCSD 0.25	1.16e4	87.0	NO

**Name: 180222M1\_42, Date: 22-Feb-2018, Time: 22:17:42, ID: B8B0106-BLK1 Method Blank 0.25, Description: Method Blank**

#	Name	ID	Area	%Rec	Area Out
1	1 13C4-PFBA	B8B0106-BLK1 Method Blank 0.25	7.49e3	100.2	NO
2	2 13C5-PFHxA	B8B0106-BLK1 Method Blank 0.25	9.86e3	64.8	NO
3	3 13C3-PFHxS	B8B0106-BLK1 Method Blank 0.25	2.36e3	65.8	NO
4	4 13C8-PFOA	B8B0106-BLK1 Method Blank 0.25	8.31e3	63.7	NO
5	5 13C9-PFNA	B8B0106-BLK1 Method Blank 0.25	9.21e3	76.9	NO
6	6 13C4-PFOS	B8B0106-BLK1 Method Blank 0.25	2.52e3	75.2	NO
7	7 13C6-PFDA	B8B0106-BLK1 Method Blank 0.25	9.66e3	77.6	NO
8	8 13C7-PFUdA	B8B0106-BLK1 Method Blank 0.25	1.25e4	93.4	NO



Dataset: Untitled

Last Altered: Friday, February 23, 2018 14:06:22 Pacific Standard Time

Printed: Friday, February 23, 2018 14:06:43 Pacific Standard Time

Name: 180222M1\_43, Date: 22-Feb-2018, Time: 22:29:11, ID: 1800305-01 REEPDW164 0.11246, Description: REEPDW164

	# Name	ID	Area	%Rec	Area Out
1	1 13C4-PFBA	1800305-01 REEPDW164 0.11246	5.94e3	79.6	NO
2	2 13C5-PFHxA	1800305-01 REEPDW164 0.11246	7.61e3	50.0	NO
3	3 13C3-PFHxS	1800305-01 REEPDW164 0.11246	2.63e3	73.4	NO
4	4 13C8-PFOA	1800305-01 REEPDW164 0.11246	6.75e3	51.8	NO
5	5 13C9-PFNA	1800305-01 REEPDW164 0.11246	9.17e3	76.6	NO
6	6 13C4-PFOS	1800305-01 REEPDW164 0.11246	2.42e3	72.2	NO
7	7 13C6-PFDA	1800305-01 REEPDW164 0.11246	7.56e3	60.7	NO
8	8 13C7-PFUDa	1800305-01 REEPDW164 0.11246	9.51e3	71.2	NO

Name: 180222M1\_44, Date: 22-Feb-2018, Time: 22:40:41, ID: 1800305-02 REEPDW165 0.11853, Description: REEPDW165

	# Name	ID	Area	%Rec	Area Out
1	1 13C4-PFBA	1800305-02 REEPDW165 0.11853	5.27e3	70.6	NO
2	2 13C5-PFHxA	1800305-02 REEPDW165 0.11853	6.70e3	44.0	YES
3	3 13C3-PFHxS	1800305-02 REEPDW165 0.11853	2.57e3	71.7	NO
4	4 13C8-PFOA	1800305-02 REEPDW165 0.11853	7.06e3	54.1	NO
5	5 13C9-PFNA	1800305-02 REEPDW165 0.11853	5.87e3	49.0	YES
6	6 13C4-PFOS	1800305-02 REEPDW165 0.11853	2.33e3	69.5	NO
7	7 13C6-PFDA	1800305-02 REEPDW165 0.11853	7.71e3	61.9	NO
8	8 13C7-PFUDa	1800305-02 REEPDW165 0.11853	9.05e3	67.8	NO

Name: 180222M1\_45, Date: 22-Feb-2018, Time: 22:52:11, ID: IPA, Description: IPA

	# Name	ID	Area	%Rec	Area Out
1	1 13C4-PFBA	IPA			NO
2	2 13C5-PFHxA	IPA			NO
3	3 13C3-PFHxS	IPA			NO
4	4 13C8-PFOA	IPA			NO
5	5 13C9-PFNA	IPA			NO
6	6 13C4-PFOS	IPA			NO
7	7 13C6-PFDA	IPA			NO
8	8 13C7-PFUDa	IPA	7.25e0	0.1	YES

Name: 180222M1\_46, Date: 22-Feb-2018, Time: 23:03:38, ID: ST180221M1-12 PFC CS3 18B0815, Description: PFC CS3 18B0815

	# Name	ID	Area	%Rec	Area Out
1	1 13C4-PFBA	ST180221M1-12 PFC CS3 18B0815	6.46e3	86.5	NO
2	2 13C5-PFHxA	ST180221M1-12 PFC CS3 18B0815	1.52e4	100.0	NO
3	3 13C3-PFHxS	ST180221M1-12 PFC CS3 18B0815	3.44e3	95.8	NO
4	4 13C8-PFOA	ST180221M1-12 PFC CS3 18B0815	1.44e4	110.5	NO
5	5 13C9-PFNA	ST180221M1-12 PFC CS3 18B0815	1.71e4	142.8	NO
6	6 13C4-PFOS	ST180221M1-12 PFC CS3 18B0815	3.75e3	111.6	NO
7	7 13C6-PFDA	ST180221M1-12 PFC CS3 18B0815	1.29e4	103.2	NO
8	8 13C7-PFUDa	ST180221M1-12 PFC CS3 18B0815	1.52e4	113.7	NO

Dataset: Untitled

Last Altered: Friday, February 23, 2018 14:06:22 Pacific Standard Time

Printed: Friday, February 23, 2018 14:06:43 Pacific Standard Time

Name: 180222M1\_47, Date: 22-Feb-2018, Time: 23:15:08, ID: IPA, Description: IPA

	# Name	ID	Area	%Rec	Area Out
1	1 13C4-PFBA	IPA			NO
2	2 13C5-PFHxA	IPA			NO
3	3 13C3-PFHxS	IPA			NO
4	4 13C8-PFOA	IPA			NO
5	5 13C9-PFNA	IPA			NO
6	6 13C4-PFOS	IPA			NO
7	7 13C6-PFDA	IPA			NO
8	8 13C7-PFUdA	IPA	7.61e0	0.1	YES

Name: 180222M1\_48, Date: 22-Feb-2018, Time: 23:26:35, ID: 1800305-03 REEPDW166 0.11597, Description: REEPDW166

	# Name	ID	Area	%Rec	Area Out
1	1 13C4-PFBA	1800305-03 REEPDW166 0.11597	6.08e3	81.5	NO
2	2 13C5-PFHxA	1800305-03 REEPDW166 0.11597	8.34e3	54.8	NO
3	3 13C3-PFHxS	1800305-03 REEPDW166 0.11597	2.23e3	62.0	NO
4	4 13C8-PFOA	1800305-03 REEPDW166 0.11597	7.52e3	57.7	NO
5	5 13C9-PFNA	1800305-03 REEPDW166 0.11597	8.99e3	75.1	NO
6	6 13C4-PFOS	1800305-03 REEPDW166 0.11597	2.64e3	78.6	NO
7	7 13C6-PFDA	1800305-03 REEPDW166 0.11597	8.60e3	69.0	NO
8	8 13C7-PFUdA	1800305-03 REEPDW166 0.11597	9.06e3	67.8	NO

Name: 180222M1\_49, Date: 22-Feb-2018, Time: 23:38:05, ID: 1800305-04 REEPDW167 0.09912, Description: REEPDW167

	# Name	ID	Area	%Rec	Area Out
1	1 13C4-PFBA	1800305-04 REEPDW167 0.09912	8.55e3	114.5	NO
2	2 13C5-PFHxA	1800305-04 REEPDW167 0.09912	1.03e4	67.9	NO
3	3 13C3-PFHxS	1800305-04 REEPDW167 0.09912	2.70e3	75.1	NO
4	4 13C8-PFOA	1800305-04 REEPDW167 0.09912	7.56e3	58.0	NO
5	5 13C9-PFNA	1800305-04 REEPDW167 0.09912	9.61e3	80.3	NO
6	6 13C4-PFOS	1800305-04 REEPDW167 0.09912	2.24e3	66.9	NO
7	7 13C6-PFDA	1800305-04 REEPDW167 0.09912	9.39e3	75.4	NO
8	8 13C7-PFUdA	1800305-04 REEPDW167 0.09912	9.79e3	73.3	NO

Name: 180222M1\_50, Date: 22-Feb-2018, Time: 23:49:32, ID: 1800305-05 REEPDW168 0.11911, Description: REEPDW168

	# Name	ID	Area	%Rec	Area Out
1	1 13C4-PFBA	1800305-05 REEPDW168 0.11911	8.28e3	110.9	NO
2	2 13C5-PFHxA	1800305-05 REEPDW168 0.11911	9.48e3	62.3	NO
3	3 13C3-PFHxS	1800305-05 REEPDW168 0.11911	2.43e3	67.5	NO
4	4 13C8-PFOA	1800305-05 REEPDW168 0.11911	8.24e3	63.2	NO
5	5 13C9-PFNA	1800305-05 REEPDW168 0.11911	1.09e4	90.8	NO
6	6 13C4-PFOS	1800305-05 REEPDW168 0.11911	2.33e3	69.3	NO
7	7 13C6-PFDA	1800305-05 REEPDW168 0.11911	1.03e4	82.6	NO
8	8 13C7-PFUdA	1800305-05 REEPDW168 0.11911	8.16e3	61.0	NO

Dataset: Untitled

Last Altered: Friday, February 23, 2018 14:06:22 Pacific Standard Time

Printed: Friday, February 23, 2018 14:06:43 Pacific Standard Time

Name: 180222M1\_51, Date: 23-Feb-2018, Time: 00:01:01, ID: 1800305-06 REEPDW169 0.11678, Description: REEPDW169

	# Name	ID	Area	%Rec	Area Out
1	1 13C4-PFBA	1800305-06 REEPDW169 0.11678	7.16e3	95.9	NO
2	2 13C5-PFHxA	1800305-06 REEPDW169 0.11678	9.43e3	62.0	NO
3	3 13C3-PFHxS	1800305-06 REEPDW169 0.11678	2.74e3	76.2	NO
4	4 13C8-PFOA	1800305-06 REEPDW169 0.11678	8.96e3	68.8	NO
5	5 13C9-PFNA	1800305-06 REEPDW169 0.11678	9.53e3	79.6	NO
6	6 13C4-PFOS	1800305-06 REEPDW169 0.11678	2.36e3	70.5	NO
7	7 13C6-PFDA	1800305-06 REEPDW169 0.11678	9.72e3	78.1	NO
8	8 13C7-PFUDa	1800305-06 REEPDW169 0.11678	1.06e4	79.3	NO

Name: 180222M1\_52, Date: 23-Feb-2018, Time: 00:12:31, ID: 1800305-07 REEPDW170 0.1136, Description: REEPDW170

	# Name	ID	Area	%Rec	Area Out
1	1 13C4-PFBA	1800305-07 REEPDW170 0.1136	7.79e3	104.3	NO
2	2 13C5-PFHxA	1800305-07 REEPDW170 0.1136	9.62e3	63.3	NO
3	3 13C3-PFHxS	1800305-07 REEPDW170 0.1136	2.69e3	74.9	NO
4	4 13C8-PFOA	1800305-07 REEPDW170 0.1136	8.63e3	66.3	NO
5	5 13C9-PFNA	1800305-07 REEPDW170 0.1136	1.05e4	87.5	NO
6	6 13C4-PFOS	1800305-07 REEPDW170 0.1136	2.77e3	82.6	NO
7	7 13C6-PFDA	1800305-07 REEPDW170 0.1136	1.00e4	80.6	NO
8	8 13C7-PFUDa	1800305-07 REEPDW170 0.1136	1.23e4	92.3	NO

Name: 180222M1\_53, Date: 23-Feb-2018, Time: 00:23:58, ID: 1800305-08 REEPDW516 0.12039, Description: REEPDW516

	# Name	ID	Area	%Rec	Area Out
1	1 13C4-PFBA	1800305-08 REEPDW516 0.12039	7.77e3	104.0	NO
2	2 13C5-PFHxA	1800305-08 REEPDW516 0.12039	9.40e3	61.8	NO
3	3 13C3-PFHxS	1800305-08 REEPDW516 0.12039	3.10e3	86.2	NO
4	4 13C8-PFOA	1800305-08 REEPDW516 0.12039	9.46e3	72.6	NO
5	5 13C9-PFNA	1800305-08 REEPDW516 0.12039	1.17e4	97.7	NO
6	6 13C4-PFOS	1800305-08 REEPDW516 0.12039	3.27e3	97.6	NO
7	7 13C6-PFDA	1800305-08 REEPDW516 0.12039	1.02e4	82.2	NO
8	8 13C7-PFUDa	1800305-08 REEPDW516 0.12039	1.24e4	93.1	NO

Name: 180222M1\_54, Date: 23-Feb-2018, Time: 00:35:28, ID: 1800305-09 REEPDW171 0.1205, Description: REEPDW171

	# Name	ID	Area	%Rec	Area Out
1	1 13C4-PFBA	1800305-09 REEPDW171 0.1205	8.58e3	114.9	NO
2	2 13C5-PFHxA	1800305-09 REEPDW171 0.1205	9.91e3	65.1	NO
3	3 13C3-PFHxS	1800305-09 REEPDW171 0.1205	2.35e3	65.4	NO
4	4 13C8-PFOA	1800305-09 REEPDW171 0.1205	8.89e3	68.2	NO
5	5 13C9-PFNA	1800305-09 REEPDW171 0.1205	1.07e4	89.3	NO
6	6 13C4-PFOS	1800305-09 REEPDW171 0.1205	2.17e3	64.8	NO
7	7 13C6-PFDA	1800305-09 REEPDW171 0.1205	9.73e3	78.1	NO
8	8 13C7-PFUDa	1800305-09 REEPDW171 0.1205	1.06e4	79.0	NO

Dataset: Untitled

Last Altered: Friday, February 23, 2018 14:06:22 Pacific Standard Time

Printed: Friday, February 23, 2018 14:06:43 Pacific Standard Time

Name: 180222M1\_55, Date: 23-Feb-2018, Time: 00:46:55, ID: 1800305-10 REEPDW172 0.11734, Description: REEPDW172

	# Name	ID	Area	%Rec	Area Out
1	1 13C4-PFBA	1800305-10 REEPDW172 0.11734	6.84e3	91.6	NO
2	2 13C5-PFHxA	1800305-10 REEPDW172 0.11734	9.84e3	64.7	NO
3	3 13C3-PFHxS	1800305-10 REEPDW172 0.11734	2.50e3	69.5	NO
4	4 13C8-PFOA	1800305-10 REEPDW172 0.11734	8.25e3	63.3	NO
5	5 13C9-PFNA	1800305-10 REEPDW172 0.11734	8.71e3	72.8	NO
6	6 13C4-PFOS	1800305-10 REEPDW172 0.11734	2.15e3	64.0	NO
7	7 13C6-PFDA	1800305-10 REEPDW172 0.11734	8.92e3	71.7	NO
8	8 13C7-PFUDa	1800305-10 REEPDW172 0.11734	1.12e4	83.5	NO

Name: 180222M1\_56, Date: 23-Feb-2018, Time: 00:58:22, ID: 1800305-11 REEPDW173 0.11855, Description: REEPDW173

	# Name	ID	Area	%Rec	Area Out
1	1 13C4-PFBA	1800305-11 REEPDW173 0.11855	6.61e3	88.6	NO
2	2 13C5-PFHxA	1800305-11 REEPDW173 0.11855	8.48e3	55.7	NO
3	3 13C3-PFHxS	1800305-11 REEPDW173 0.11855	2.63e3	73.2	NO
4	4 13C8-PFOA	1800305-11 REEPDW173 0.11855	6.92e3	53.1	NO
5	5 13C9-PFNA	1800305-11 REEPDW173 0.11855	9.18e3	76.7	NO
6	6 13C4-PFOS	1800305-11 REEPDW173 0.11855	2.75e3	82.0	NO
7	7 13C6-PFDA	1800305-11 REEPDW173 0.11855	9.66e3	77.6	NO
8	8 13C7-PFUDa	1800305-11 REEPDW173 0.11855	1.03e4	76.9	NO

Name: 180222M1\_57, Date: 23-Feb-2018, Time: 01:09:49, ID: IPA, Description: IPA

	# Name	ID	Area	%Rec	Area Out
1	1 13C4-PFBA	IPA			NO
2	2 13C5-PFHxA	IPA			NO
3	3 13C3-PFHxS	IPA			NO
4	4 13C8-PFOA	IPA			NO
5	5 13C9-PFNA	IPA			NO
6	6 13C4-PFOS	IPA			NO
7	7 13C6-PFDA	IPA			NO
8	8 13C7-PFUDa	IPA	8.95e0	0.1	YES

Name: 180222M1\_58, Date: 23-Feb-2018, Time: 01:21:16, ID: ST180221M1-13 PFC CS3 18B0815, Description: PFC CS3 18B0815

	# Name	ID	Area	%Rec	Area Out
1	1 13C4-PFBA	ST180221M1-13 PFC CS3 18B0815	7.13e3	95.5	NO
2	2 13C5-PFHxA	ST180221M1-13 PFC CS3 18B0815	1.63e4	106.8	NO
3	3 13C3-PFHxS	ST180221M1-13 PFC CS3 18B0815	4.02e3	112.0	NO
4	4 13C8-PFOA	ST180221M1-13 PFC CS3 18B0815	1.40e4	107.3	NO
5	5 13C9-PFNA	ST180221M1-13 PFC CS3 18B0815	1.62e4	135.5	NO
6	6 13C4-PFOS	ST180221M1-13 PFC CS3 18B0815	3.59e3	106.9	NO
7	7 13C6-PFDA	ST180221M1-13 PFC CS3 18B0815	1.26e4	101.4	NO
8	8 13C7-PFUDa	ST180221M1-13 PFC CS3 18B0815	1.72e4	129.0	NO

Dataset: Untitled

Last Altered: Friday, February 23, 2018 14:06:22 Pacific Standard Time

Printed: Friday, February 23, 2018 14:06:43 Pacific Standard Time

**Name: 180222M1\_59, Date: 23-Feb-2018, Time: 01:32:45, ID: IPA, Description: IPA**

	# Name	ID	Area	%Rec	Area Out
1	1 13C4-PFBA	IPA			NO
2	2 13C5-PFHxA	IPA			NO
3	3 13C3-PFHxS	IPA			NO
4	4 13C8-PFOA	IPA			NO
5	5 13C9-PFNA	IPA			NO
6	6 13C4-PFOS	IPA			NO
7	7 13C6-PFDA	IPA			NO
8	8 13C7-PFUdA	IPA			NO

**Name: 180222M1\_60, Date: 23-Feb-2018, Time: 01:44:15, ID: B8B0036-BS1 OPR 1, Description: OPR**

	# Name	ID	Area	%Rec	Area Out
1	1 13C4-PFBA	B8B0036-BS1 OPR 1	8.85e3	118.6	NO
2	2 13C5-PFHxA	B8B0036-BS1 OPR 1	1.11e4	73.0	NO
3	3 13C3-PFHxS	B8B0036-BS1 OPR 1	3.19e3	89.0	NO
4	4 13C8-PFOA	B8B0036-BS1 OPR 1	9.96e3	76.4	NO
5	5 13C9-PFNA	B8B0036-BS1 OPR 1	9.45e3	79.0	NO
6	6 13C4-PFOS	B8B0036-BS1 OPR 1	1.73e3	51.5	NO
7	7 13C6-PFDA	B8B0036-BS1 OPR 1	4.10e3	32.9	YES
8	8 13C7-PFUdA	B8B0036-BS1 OPR 1	1.00e3	7.5	YES

**Name: 180222M1\_61, Date: 23-Feb-2018, Time: 01:55:45, ID: B8B0036-BLK1 Method Blank 1, Description: Method Blank**

	# Name	ID	Area	%Rec	Area Out
1	1 13C4-PFBA	B8B0036-BLK1 Method Blank 1	1.01e4	134.8	NO
2	2 13C5-PFHxA	B8B0036-BLK1 Method Blank 1	1.28e4	84.0	NO
3	3 13C3-PFHxS	B8B0036-BLK1 Method Blank 1	3.34e3	92.9	NO
4	4 13C8-PFOA	B8B0036-BLK1 Method Blank 1	1.09e4	83.6	NO
5	5 13C9-PFNA	B8B0036-BLK1 Method Blank 1	1.02e4	84.8	NO
6	6 13C4-PFOS	B8B0036-BLK1 Method Blank 1	2.12e3	63.3	NO
7	7 13C6-PFDA	B8B0036-BLK1 Method Blank 1	6.28e3	50.4	NO
8	8 13C7-PFUdA	B8B0036-BLK1 Method Blank 1	2.94e3	22.0	YES

**Name: 180222M1\_62, Date: 23-Feb-2018, Time: 02:07:06, ID: B8B0036-MS1 Matrix Spike 1.36, Description: Matrix Spike**

	# Name	ID	Area	%Rec	Area Out
1	1 13C4-PFBA	B8B0036-MS1 Matrix Spike 1.36	1.05e4	140.0	NO
2	2 13C5-PFHxA	B8B0036-MS1 Matrix Spike 1.36	1.27e4	83.5	NO
3	3 13C3-PFHxS	B8B0036-MS1 Matrix Spike 1.36	3.38e3	94.1	NO
4	4 13C8-PFOA	B8B0036-MS1 Matrix Spike 1.36	9.96e3	76.4	NO
5	5 13C9-PFNA	B8B0036-MS1 Matrix Spike 1.36	1.12e4	93.6	NO
6	6 13C4-PFOS	B8B0036-MS1 Matrix Spike 1.36	2.91e3	86.7	NO
7	7 13C6-PFDA	B8B0036-MS1 Matrix Spike 1.36	1.12e4	90.1	NO
8	8 13C7-PFUdA	B8B0036-MS1 Matrix Spike 1.36	5.85e3	43.8	YES

Dataset: Untitled

Last Altered: Friday, February 23, 2018 14:06:22 Pacific Standard Time

Printed: Friday, February 23, 2018 14:06:43 Pacific Standard Time

**Name: 180222M1\_63, Date: 23-Feb-2018, Time: 02:18:33, ID: B8B0036-MSD1 Matrix Spike Dup 1.45, Description: Matrix Spike Dup**

#	Name	ID	Area	%Rec	Area Out
1	1 13C4-PFBA	B8B0036-MSD1 Matrix Spike Dup 1.45	1.11e4	149.1	NO
2	2 13C5-PFHxA	B8B0036-MSD1 Matrix Spike Dup 1.45	1.36e4	89.1	NO
3	3 13C3-PFHxS	B8B0036-MSD1 Matrix Spike Dup 1.45	3.25e3	90.4	NO
4	4 13C8-PFOA	B8B0036-MSD1 Matrix Spike Dup 1.45	1.15e4	88.4	NO
5	5 13C9-PFNA	B8B0036-MSD1 Matrix Spike Dup 1.45	1.18e4	98.2	NO
6	6 13C4-PFOS	B8B0036-MSD1 Matrix Spike Dup 1.45	3.28e3	97.8	NO
7	7 13C6-PFDA	B8B0036-MSD1 Matrix Spike Dup 1.45	1.09e4	87.5	NO
8	8 13C7-PFUDa	B8B0036-MSD1 Matrix Spike Dup 1.45	7.49e3	56.1	NO

**Name: 180222M1\_64, Date: 23-Feb-2018, Time: 02:30:00, ID: 1800177-01 YEAGR-01-SB01-00-02 1.23, Description: YEAGR-01-SB01-00-02**

#	Name	ID	Area	%Rec	Area Out
1	1 13C4-PFBA	1800177-01 YEAGR-01-SB01-00-02 1.23	1.08e4	144.2	NO
2	2 13C5-PFHxA	1800177-01 YEAGR-01-SB01-00-02 1.23	1.34e4	88.3	NO
3	3 13C3-PFHxS	1800177-01 YEAGR-01-SB01-00-02 1.23	3.75e3	104.3	NO
4	4 13C8-PFOA	1800177-01 YEAGR-01-SB01-00-02 1.23	1.22e4	93.4	NO
5	5 13C9-PFNA	1800177-01 YEAGR-01-SB01-00-02 1.23	1.25e4	104.7	NO
6	6 13C4-PFOS	1800177-01 YEAGR-01-SB01-00-02 1.23	3.70e3	110.3	NO
7	7 13C6-PFDA	1800177-01 YEAGR-01-SB01-00-02 1.23	1.21e4	96.9	NO
8	8 13C7-PFUDa	1800177-01 YEAGR-01-SB01-00-02 1.23	9.71e3	72.7	NO

**Name: 180222M1\_65, Date: 23-Feb-2018, Time: 02:41:29, ID: 1800177-02 YEAGR-01-SB02-00-02 1.16, Description: YEAGR-01-SB02-00-02**

#	Name	ID	Area	%Rec	Area Out
1	1 13C4-PFBA	1800177-02 YEAGR-01-SB02-00-02 1.16	1.00e4	134.5	NO
2	2 13C5-PFHxA	1800177-02 YEAGR-01-SB02-00-02 1.16	1.16e4	76.4	NO
3	3 13C3-PFHxS	1800177-02 YEAGR-01-SB02-00-02 1.16	2.61e3	72.8	NO
4	4 13C8-PFOA	1800177-02 YEAGR-01-SB02-00-02 1.16	1.08e4	83.0	NO
5	5 13C9-PFNA	1800177-02 YEAGR-01-SB02-00-02 1.16	1.13e4	94.0	NO
6	6 13C4-PFOS	1800177-02 YEAGR-01-SB02-00-02 1.16	2.45e3	73.1	NO
7	7 13C6-PFDA	1800177-02 YEAGR-01-SB02-00-02 1.16	1.04e4	83.4	NO
8	8 13C7-PFUDa	1800177-02 YEAGR-01-SB02-00-02 1.16	7.76e3	58.1	NO

**Name: 180222M1\_66, Date: 23-Feb-2018, Time: 02:52:58, ID: 1800177-03 YEAGR-01-SB03-00-02 1.15, Description: YEAGR-01-SB03-00-02**

#	Name	ID	Area	%Rec	Area Out
1	1 13C4-PFBA	1800177-03 YEAGR-01-SB03-00-02 1.15	1.00e4	134.0	NO
2	2 13C5-PFHxA	1800177-03 YEAGR-01-SB03-00-02 1.15	1.23e4	81.0	NO
3	3 13C3-PFHxS	1800177-03 YEAGR-01-SB03-00-02 1.15	3.40e3	94.7	NO
4	4 13C8-PFOA	1800177-03 YEAGR-01-SB03-00-02 1.15	1.07e4	82.3	NO
5	5 13C9-PFNA	1800177-03 YEAGR-01-SB03-00-02 1.15	1.05e4	87.4	NO
6	6 13C4-PFOS	1800177-03 YEAGR-01-SB03-00-02 1.15	2.83e3	84.2	NO
7	7 13C6-PFDA	1800177-03 YEAGR-01-SB03-00-02 1.15	8.97e3	72.1	NO
8	8 13C7-PFUDa	1800177-03 YEAGR-01-SB03-00-02 1.15	7.87e3	58.9	NO

Dataset: Untitled

Last Altered: Friday, February 23, 2018 14:06:22 Pacific Standard Time

Printed: Friday, February 23, 2018 14:06:43 Pacific Standard Time

**Name: 180222M1\_67, Date: 23-Feb-2018, Time: 03:04:28, ID: IPA, Description: IPA**

	# Name	ID	Area	%Rec	Area Out
1	1 13C4-PFBA	IPA			NO
2	2 13C5-PFHxA	IPA			NO
3	3 13C3-PFHxS	IPA			NO
4	4 13C8-PFOA	IPA			NO
5	5 13C9-PFNA	IPA	8.21e0	0.1	YES
6	6 13C4-PFOS	IPA			NO
7	7 13C6-PFDA	IPA			NO
8	8 13C7-PFUdA	IPA			NO

**Name: 180222M1\_68, Date: 23-Feb-2018, Time: 03:15:55, ID: ST180222M1-14 PFC CS0 18B0812, Description: PFC CS0 18B0812**

	# Name	ID	Area	%Rec	Area Out
1	1 13C4-PFBA	ST180222M1-14 PFC CS0 18B0812	7.60e3	101.7	NO
2	2 13C5-PFHxA	ST180222M1-14 PFC CS0 18B0812	1.48e4	97.5	NO
3	3 13C3-PFHxS	ST180222M1-14 PFC CS0 18B0812	3.87e3	107.6	NO
4	4 13C8-PFOA	ST180222M1-14 PFC CS0 18B0812	1.43e4	110.1	NO
5	5 13C9-PFNA	ST180222M1-14 PFC CS0 18B0812	1.76e4	146.7	NO
6	6 13C4-PFOS	ST180222M1-14 PFC CS0 18B0812	3.86e3	115.1	NO
7	7 13C6-PFDA	ST180222M1-14 PFC CS0 18B0812	1.71e4	137.2	NO
8	8 13C7-PFUdA	ST180222M1-14 PFC CS0 18B0812	1.75e4	130.7	NO

**Name: 180222M1\_69, Date: 23-Feb-2018, Time: 03:27:24, ID: IPA, Description: IPA**

	# Name	ID	Area	%Rec	Area Out
1	1 13C4-PFBA	IPA			NO
2	2 13C5-PFHxA	IPA			NO
3	3 13C3-PFHxS	IPA			NO
4	4 13C8-PFOA	IPA			NO
5	5 13C9-PFNA	IPA			NO
6	6 13C4-PFOS	IPA			NO
7	7 13C6-PFDA	IPA			NO
8	8 13C7-PFUdA	IPA	6.33e0	0.0	YES

**Name: 180222M1\_70, Date: 23-Feb-2018, Time: 03:38:53, ID: 1800177-04 YEAGR-01-SB03-08-10 1.15, Description: YEAGR-01-SB03-08-10**

	# Name	ID	Area	%Rec	Area Out
1	1 13C4-PFBA	1800177-04 YEAGR-01-SB03-08-10 1.15	1.18e4	158.3	YES
2	2 13C5-PFHxA	1800177-04 YEAGR-01-SB03-08-10 1.15	1.51e4	99.0	NO
3	3 13C3-PFHxS	1800177-04 YEAGR-01-SB03-08-10 1.15	3.55e3	98.7	NO
4	4 13C8-PFOA	1800177-04 YEAGR-01-SB03-08-10 1.15	1.27e4	97.3	NO
5	5 13C9-PFNA	1800177-04 YEAGR-01-SB03-08-10 1.15	1.12e4	93.3	NO
6	6 13C4-PFOS	1800177-04 YEAGR-01-SB03-08-10 1.15	2.76e3	82.3	NO
7	7 13C6-PFDA	1800177-04 YEAGR-01-SB03-08-10 1.15	8.69e3	69.8	NO
8	8 13C7-PFUdA	1800177-04 YEAGR-01-SB03-08-10 1.15	4.83e3	36.1	YES

Dataset: Untitled

Last Altered: Friday, February 23, 2018 14:06:22 Pacific Standard Time

Printed: Friday, February 23, 2018 14:06:43 Pacific Standard Time

**Name: 180222M1\_71, Date: 23-Feb-2018, Time: 03:50:23, ID: 1800177-05 YEAGR-06-SD01-0-0.5 1.49,**  
**Description: YEAGR-06-SD01-0-0.5**

	# Name	ID	Area	%Rec	Area Out
1	1 13C4-PFBA	1800177-05 YEAGR-06-SD01-0-0.5 1.49	1.05e4	140.2	NO
2	2 13C5-PFHxA	1800177-05 YEAGR-06-SD01-0-0.5 1.49	1.03e4	67.8	NO
3	3 13C3-PFHxS	1800177-05 YEAGR-06-SD01-0-0.5 1.49	3.41e3	94.9	NO
4	4 13C8-PFOA	1800177-05 YEAGR-06-SD01-0-0.5 1.49	1.21e4	92.7	NO
5	5 13C9-PFNA	1800177-05 YEAGR-06-SD01-0-0.5 1.49	9.93e3	82.9	NO
6	6 13C4-PFOS	1800177-05 YEAGR-06-SD01-0-0.5 1.49	3.30e3	98.3	NO
7	7 13C6-PFDA	1800177-05 YEAGR-06-SD01-0-0.5 1.49	1.07e4	85.7	NO
8	8 13C7-PFUDa	1800177-05 YEAGR-06-SD01-0-0.5 1.49	7.68e3	57.5	NO

**Name: 180222M1\_72, Date: 23-Feb-2018, Time: 04:01:50, ID: 1800177-07 YEAGR-09-SB01-00-02 1.15,**  
**Description: YEAGR-09-SB01-00-02**

	# Name	ID	Area	%Rec	Area Out
1	1 13C4-PFBA	1800177-07 YEAGR-09-SB01-00-02 1.15	1.05e4	140.5	NO
2	2 13C5-PFHxA	1800177-07 YEAGR-09-SB01-00-02 1.15	1.33e4	87.3	NO
3	3 13C3-PFHxS	1800177-07 YEAGR-09-SB01-00-02 1.15	3.60e3	100.3	NO
4	4 13C8-PFOA	1800177-07 YEAGR-09-SB01-00-02 1.15	1.26e4	96.4	NO
5	5 13C9-PFNA	1800177-07 YEAGR-09-SB01-00-02 1.15	1.00e4	83.7	NO
6	6 13C4-PFOS	1800177-07 YEAGR-09-SB01-00-02 1.15	2.94e3	87.6	NO
7	7 13C6-PFDA	1800177-07 YEAGR-09-SB01-00-02 1.15	8.58e3	68.9	NO
8	8 13C7-PFUDa	1800177-07 YEAGR-09-SB01-00-02 1.15	6.22e3	46.5	YES

**Name: 180222M1\_73, Date: 23-Feb-2018, Time: 04:13:17, ID: 1800177-08 YEAGR-09-SB01-08-10 1.16,**  
**Description: YEAGR-09-SB01-08-10**

	# Name	ID	Area	%Rec	Area Out
1	1 13C4-PFBA	1800177-08 YEAGR-09-SB01-08-10 1.16	1.02e4	136.1	NO
2	2 13C5-PFHxA	1800177-08 YEAGR-09-SB01-08-10 1.16	1.39e4	91.3	NO
3	3 13C3-PFHxS	1800177-08 YEAGR-09-SB01-08-10 1.16	3.68e3	102.4	NO
4	4 13C8-PFOA	1800177-08 YEAGR-09-SB01-08-10 1.16	1.04e4	80.0	NO
5	5 13C9-PFNA	1800177-08 YEAGR-09-SB01-08-10 1.16	1.08e4	90.5	NO
6	6 13C4-PFOS	1800177-08 YEAGR-09-SB01-08-10 1.16	2.72e3	81.0	NO
7	7 13C6-PFDA	1800177-08 YEAGR-09-SB01-08-10 1.16	8.88e3	71.3	NO
8	8 13C7-PFUDa	1800177-08 YEAGR-09-SB01-08-10 1.16	8.91e3	66.7	NO

**Name: 180222M1\_74, Date: 23-Feb-2018, Time: 04:24:43, ID: 1800177-09 YEAGR-09-SB02-00-02 1.14,**  
**Description: YEAGR-09-SB02-00-02**

	# Name	ID	Area	%Rec	Area Out
1	1 13C4-PFBA	1800177-09 YEAGR-09-SB02-00-02 1.14	1.01e4	135.2	NO
2	2 13C5-PFHxA	1800177-09 YEAGR-09-SB02-00-02 1.14	1.33e4	87.3	NO
3	3 13C3-PFHxS	1800177-09 YEAGR-09-SB02-00-02 1.14	3.33e3	92.7	NO
4	4 13C8-PFOA	1800177-09 YEAGR-09-SB02-00-02 1.14	1.20e4	92.1	NO
5	5 13C9-PFNA	1800177-09 YEAGR-09-SB02-00-02 1.14	1.14e4	94.9	NO
6	6 13C4-PFOS	1800177-09 YEAGR-09-SB02-00-02 1.14	2.87e3	85.5	NO
7	7 13C6-PFDA	1800177-09 YEAGR-09-SB02-00-02 1.14	1.00e4	80.4	NO
8	8 13C7-PFUDa	1800177-09 YEAGR-09-SB02-00-02 1.14	6.72e3	50.3	NO



Dataset: Untitled

Last Altered: Friday, February 23, 2018 14:06:22 Pacific Standard Time

Printed: Friday, February 23, 2018 14:06:43 Pacific Standard Time

**Name: 180222M1\_75, Date: 23-Feb-2018, Time: 04:36:10, ID: 1800177-10 YEAGR-09-SB02-08-10 1.18, Description: YEAGR-09-SB02-08-10**

	# Name	ID	Area	%Rec	Area Out
1	1 13C4-PFBA	1800177-10 YEAGR-09-SB02-08-10 1.18	1.00e4	134.5	NO
2	2 13C5-PFHxA	1800177-10 YEAGR-09-SB02-08-10 1.18	1.18e4	77.8	NO
3	3 13C3-PFHxS	1800177-10 YEAGR-09-SB02-08-10 1.18	3.09e3	86.1	NO
4	4 13C8-PFOA	1800177-10 YEAGR-09-SB02-08-10 1.18	1.08e4	82.8	NO
5	5 13C9-PFNA	1800177-10 YEAGR-09-SB02-08-10 1.18	1.11e4	92.8	NO
6	6 13C4-PFOS	1800177-10 YEAGR-09-SB02-08-10 1.18	2.96e3	88.2	NO
7	7 13C6-PFDA	1800177-10 YEAGR-09-SB02-08-10 1.18	1.01e4	80.8	NO
8	8 13C7-PFUDa	1800177-10 YEAGR-09-SB02-08-10 1.18	5.23e3	39.1	YES

**Name: 180222M1\_76, Date: 23-Feb-2018, Time: 04:47:39, ID: 1800177-11 YEAGR-09-SB03-01-03 1.32, Description: YEAGR-09-SB03-01-03**

	# Name	ID	Area	%Rec	Area Out
1	1 13C4-PFBA	1800177-11 YEAGR-09-SB03-01-03 1.32	1.01e4	135.5	NO
2	2 13C5-PFHxA	1800177-11 YEAGR-09-SB03-01-03 1.32	1.22e4	80.4	NO
3	3 13C3-PFHxS	1800177-11 YEAGR-09-SB03-01-03 1.32	3.33e3	92.8	NO
4	4 13C8-PFOA	1800177-11 YEAGR-09-SB03-01-03 1.32	8.66e3	66.5	NO
5	5 13C9-PFNA	1800177-11 YEAGR-09-SB03-01-03 1.32	1.46e4	122.1	NO
6	6 13C4-PFOS	1800177-11 YEAGR-09-SB03-01-03 1.32	2.82e3	84.0	NO
7	7 13C6-PFDA	1800177-11 YEAGR-09-SB03-01-03 1.32	8.30e3	66.7	NO
8	8 13C7-PFUDa	1800177-11 YEAGR-09-SB03-01-03 1.32	6.82e3	51.0	NO

**Name: 180222M1\_77, Date: 23-Feb-2018, Time: 04:59:06, ID: 1800177-12 YEAGR-09-SB03-08-10 1.12, Description: YEAGR-09-SB03-08-10**

	# Name	ID	Area	%Rec	Area Out
1	1 13C4-PFBA	1800177-12 YEAGR-09-SB03-08-10 1.12	1.01e4	135.6	NO
2	2 13C5-PFHxA	1800177-12 YEAGR-09-SB03-08-10 1.12	1.06e4	69.4	NO
3	3 13C3-PFHxS	1800177-12 YEAGR-09-SB03-08-10 1.12	3.45e3	96.0	NO
4	4 13C8-PFOA	1800177-12 YEAGR-09-SB03-08-10 1.12	1.08e4	82.6	NO
5	5 13C9-PFNA	1800177-12 YEAGR-09-SB03-08-10 1.12	1.02e4	85.0	NO
6	6 13C4-PFOS	1800177-12 YEAGR-09-SB03-08-10 1.12	3.05e3	90.9	NO
7	7 13C6-PFDA	1800177-12 YEAGR-09-SB03-08-10 1.12	1.02e4	82.3	NO
8	8 13C7-PFUDa	1800177-12 YEAGR-09-SB03-08-10 1.12	6.34e3	47.5	YES

**Name: 180222M1\_78, Date: 23-Feb-2018, Time: 05:10:36, ID: 1800195-01 PITTS-22-SB03-0-2 1.13, Description: PITTS-22-SB03-0-2**

	# Name	ID	Area	%Rec	Area Out
1	1 13C4-PFBA	1800195-01 PITTS-22-SB03-0-2 1.13	1.01e4	135.7	NO
2	2 13C5-PFHxA	1800195-01 PITTS-22-SB03-0-2 1.13	1.27e4	83.5	NO
3	3 13C3-PFHxS	1800195-01 PITTS-22-SB03-0-2 1.13	3.17e3	88.2	NO
4	4 13C8-PFOA	1800195-01 PITTS-22-SB03-0-2 1.13	1.06e4	81.6	NO
5	5 13C9-PFNA	1800195-01 PITTS-22-SB03-0-2 1.13	1.35e4	112.9	NO
6	6 13C4-PFOS	1800195-01 PITTS-22-SB03-0-2 1.13	2.85e3	84.9	NO
7	7 13C6-PFDA	1800195-01 PITTS-22-SB03-0-2 1.13	1.27e4	101.9	NO
8	8 13C7-PFUDa	1800195-01 PITTS-22-SB03-0-2 1.13	9.72e3	72.8	NO

Dataset: Untitled

Last Altered: Friday, February 23, 2018 14:06:22 Pacific Standard Time

Printed: Friday, February 23, 2018 14:06:43 Pacific Standard Time

Name: 180222M1\_79, Date: 23-Feb-2018, Time: 05:22:06, ID: 1800195-02 PITTS-22-SB03-6-8 1.15, Description: PITTS-22-SB03-6-8

	# Name	ID	Area	%Rec	Area Out
1	1 13C4-PFBA	1800195-02 PITTS-22-SB03-6-8 1.15	1.20e4	161.3	YES
2	2 13C5-PFHxA	1800195-02 PITTS-22-SB03-6-8 1.15	1.53e4	100.7	NO
3	3 13C3-PFHxS	1800195-02 PITTS-22-SB03-6-8 1.15	3.86e3	107.6	NO
4	4 13C8-PFOA	1800195-02 PITTS-22-SB03-6-8 1.15	1.26e4	96.7	NO
5	5 13C9-PFNA	1800195-02 PITTS-22-SB03-6-8 1.15	1.18e4	98.3	NO
6	6 13C4-PFOS	1800195-02 PITTS-22-SB03-6-8 1.15	2.95e3	87.9	NO
7	7 13C6-PFDA	1800195-02 PITTS-22-SB03-6-8 1.15	9.03e3	72.5	NO
8	8 13C7-PFUdA	1800195-02 PITTS-22-SB03-6-8 1.15	3.08e3	23.0	YES

Name: 180222M1\_80, Date: 23-Feb-2018, Time: 05:33:33, ID: IPA, Description: IPA

	# Name	ID	Area	%Rec	Area Out
1	1 13C4-PFBA	IPA			NO
2	2 13C5-PFHxA	IPA			NO
3	3 13C3-PFHxS	IPA			NO
4	4 13C8-PFOA	IPA			NO
5	5 13C9-PFNA	IPA			NO
6	6 13C4-PFOS	IPA			NO
7	7 13C6-PFDA	IPA			NO
8	8 13C7-PFUdA	IPA	6.66e0	0.0	YES

Name: 180222M1\_81, Date: 23-Feb-2018, Time: 05:45:03, ID: ST180221M1-15 PFC CS3 18B0815, Description: PFC CS3 18B0815

	# Name	ID	Area	%Rec	Area Out
1	1 13C4-PFBA	ST180221M1-15 PFC CS3 18B0815	8.15e3	109.1	NO
2	2 13C5-PFHxA	ST180221M1-15 PFC CS3 18B0815	1.80e4	118.0	NO
3	3 13C3-PFHxS	ST180221M1-15 PFC CS3 18B0815	4.22e3	117.5	NO
4	4 13C8-PFOA	ST180221M1-15 PFC CS3 18B0815	1.49e4	114.5	NO
5	5 13C9-PFNA	ST180221M1-15 PFC CS3 18B0815	1.66e4	138.7	NO
6	6 13C4-PFOS	ST180221M1-15 PFC CS3 18B0815	4.11e3	122.3	NO
7	7 13C6-PFDA	ST180221M1-15 PFC CS3 18B0815	1.68e4	135.1	NO
8	8 13C7-PFUdA	ST180221M1-15 PFC CS3 18B0815	1.79e4	134.1	NO

Name: 180222M1\_82, Date: 23-Feb-2018, Time: 05:56:32, ID: IPA, Description: IPA

	# Name	ID	Area	%Rec	Area Out
1	1 13C4-PFBA	IPA			NO
2	2 13C5-PFHxA	IPA			NO
3	3 13C3-PFHxS	IPA			NO
4	4 13C8-PFOA	IPA	5.54e0	0.0	YES
5	5 13C9-PFNA	IPA			NO
6	6 13C4-PFOS	IPA			NO
7	7 13C6-PFDA	IPA			NO
8	8 13C7-PFUdA	IPA			NO

Dataset: Untitled

Last Altered: Friday, February 23, 2018 14:06:22 Pacific Standard Time

Printed: Friday, February 23, 2018 14:06:43 Pacific Standard Time

**Name: 180222M1\_83, Date: 23-Feb-2018, Time: 06:08:02, ID: 1800195-12 PITTS-SO-DUP06-011918 1.18, Description: PITTS-SO-DUP06-011918**

	# Name	ID	Area	%Rec	Area Out
1	1 13C4-PFBA	1800195-12 PITTS-SO-DUP06-011918 ...	1.16e4	155.2	YES
2	2 13C5-PFHxA	1800195-12 PITTS-SO-DUP06-011918 ...	1.41e4	92.5	NO
3	3 13C3-PFHxS	1800195-12 PITTS-SO-DUP06-011918 ...	3.57e3	99.3	NO
4	4 13C8-PFOA	1800195-12 PITTS-SO-DUP06-011918 ...	1.08e4	83.0	NO
5	5 13C9-PFNA	1800195-12 PITTS-SO-DUP06-011918 ...	1.09e4	91.2	NO
6	6 13C4-PFOS	1800195-12 PITTS-SO-DUP06-011918 ...	2.24e3	66.7	NO
7	7 13C6-PFDA	1800195-12 PITTS-SO-DUP06-011918 ...	7.28e3	58.5	NO
8	8 13C7-PFUdA	1800195-12 PITTS-SO-DUP06-011918 ...	3.92e3	29.3	YES

**Name: 180222M1\_84, Date: 23-Feb-2018, Time: 06:19:32, ID: 1800195-13 PITTS-22-SB01-0-2 1.14, Description: PITTS-22-SB01-0-2**

	# Name	ID	Area	%Rec	Area Out
1	1 13C4-PFBA	1800195-13 PITTS-22-SB01-0-2 1.14	1.04e4	138.6	NO
2	2 13C5-PFHxA	1800195-13 PITTS-22-SB01-0-2 1.14	1.22e4	80.5	NO
3	3 13C3-PFHxS	1800195-13 PITTS-22-SB01-0-2 1.14	3.57e3	99.5	NO
4	4 13C8-PFOA	1800195-13 PITTS-22-SB01-0-2 1.14	1.00e4	77.0	NO
5	5 13C9-PFNA	1800195-13 PITTS-22-SB01-0-2 1.14	1.26e4	104.9	NO
6	6 13C4-PFOS	1800195-13 PITTS-22-SB01-0-2 1.14	3.01e3	89.6	NO
7	7 13C6-PFDA	1800195-13 PITTS-22-SB01-0-2 1.14	1.04e4	83.7	NO
8	8 13C7-PFUdA	1800195-13 PITTS-22-SB01-0-2 1.14	8.59e3	64.3	NO

**Name: 180222M1\_85, Date: 23-Feb-2018, Time: 06:30:58, ID: 1800195-14 PITTS-22-SB01-5-7 1.14, Description: PITTS-22-SB01-5-7**

	# Name	ID	Area	%Rec	Area Out
1	1 13C4-PFBA	1800195-14 PITTS-22-SB01-5-7 1.14	1.14e4	153.3	YES
2	2 13C5-PFHxA	1800195-14 PITTS-22-SB01-5-7 1.14	1.13e4	74.0	NO
3	3 13C3-PFHxS	1800195-14 PITTS-22-SB01-5-7 1.14	3.74e3	104.2	NO
4	4 13C8-PFOA	1800195-14 PITTS-22-SB01-5-7 1.14	1.19e4	91.1	NO
5	5 13C9-PFNA	1800195-14 PITTS-22-SB01-5-7 1.14	1.06e4	88.2	NO
6	6 13C4-PFOS	1800195-14 PITTS-22-SB01-5-7 1.14	2.90e3	86.4	NO
7	7 13C6-PFDA	1800195-14 PITTS-22-SB01-5-7 1.14	1.07e4	85.6	NO
8	8 13C7-PFUdA	1800195-14 PITTS-22-SB01-5-7 1.14	9.64e3	72.2	NO

**Name: 180222M1\_86, Date: 23-Feb-2018, Time: 06:42:28, ID: 1800195-15 PITTS-22-SB02-0-2 1.14, Description: PITTS-22-SB02-0-2**

	# Name	ID	Area	%Rec	Area Out
1	1 13C4-PFBA	1800195-15 PITTS-22-SB02-0-2 1.14	1.08e4	144.3	NO
2	2 13C5-PFHxA	1800195-15 PITTS-22-SB02-0-2 1.14	1.40e4	92.2	NO
3	3 13C3-PFHxS	1800195-15 PITTS-22-SB02-0-2 1.14	3.80e3	105.7	NO
4	4 13C8-PFOA	1800195-15 PITTS-22-SB02-0-2 1.14	1.24e4	95.3	NO
5	5 13C9-PFNA	1800195-15 PITTS-22-SB02-0-2 1.14	1.29e4	107.9	NO
6	6 13C4-PFOS	1800195-15 PITTS-22-SB02-0-2 1.14	3.20e3	95.4	NO
7	7 13C6-PFDA	1800195-15 PITTS-22-SB02-0-2 1.14	1.07e4	86.2	NO
8	8 13C7-PFUdA	1800195-15 PITTS-22-SB02-0-2 1.14	7.49e3	56.1	NO

Dataset: Untitled

Last Altered: Friday, February 23, 2018 14:06:22 Pacific Standard Time

Printed: Friday, February 23, 2018 14:06:43 Pacific Standard Time

Name: 180222M1\_87, Date: 23-Feb-2018, Time: 06:53:58, ID: 1800195-16 PITTS-22-SB02-4-6 1.17, Description: PITTS-22-SB02-4-6

	# Name	ID	Area	%Rec	Area Out
1	1 13C4-PFBA	1800195-16 PITTS-22-SB02-4-6 1.17	1.02e4	136.2	NO
2	2 13C5-PFHxA	1800195-16 PITTS-22-SB02-4-6 1.17	1.15e4	75.7	NO
3	3 13C3-PFHxS	1800195-16 PITTS-22-SB02-4-6 1.17	4.07e3	113.3	NO
4	4 13C8-PFOA	1800195-16 PITTS-22-SB02-4-6 1.17	1.12e4	85.7	NO
5	5 13C9-PFNA	1800195-16 PITTS-22-SB02-4-6 1.17	1.16e4	97.2	NO
6	6 13C4-PFOS	1800195-16 PITTS-22-SB02-4-6 1.17	2.86e3	85.2	NO
7	7 13C6-PFDA	1800195-16 PITTS-22-SB02-4-6 1.17	9.52e3	76.5	NO
8	8 13C7-PFUDa	1800195-16 PITTS-22-SB02-4-6 1.17	7.56e3	56.6	NO

Name: 180222M1\_88, Date: 23-Feb-2018, Time: 07:05:25, ID: 1800195-17 PITTS-23-SB03-0-2 1.16, Description: PITTS-23-SB03-0-2

	# Name	ID	Area	%Rec	Area Out
1	1 13C4-PFBA	1800195-17 PITTS-23-SB03-0-2 1.16	1.04e4	139.7	NO
2	2 13C5-PFHxA	1800195-17 PITTS-23-SB03-0-2 1.16	1.28e4	84.3	NO
3	3 13C3-PFHxS	1800195-17 PITTS-23-SB03-0-2 1.16	3.01e3	83.8	NO
4	4 13C8-PFOA	1800195-17 PITTS-23-SB03-0-2 1.16	9.70e3	74.4	NO
5	5 13C9-PFNA	1800195-17 PITTS-23-SB03-0-2 1.16	1.19e4	99.0	NO
6	6 13C4-PFOS	1800195-17 PITTS-23-SB03-0-2 1.16	2.53e3	75.5	NO
7	7 13C6-PFDA	1800195-17 PITTS-23-SB03-0-2 1.16	1.09e4	87.6	NO
8	8 13C7-PFUDa	1800195-17 PITTS-23-SB03-0-2 1.16	7.42e3	55.5	NO

Name: 180222M1\_89, Date: 23-Feb-2018, Time: 07:16:55, ID: 1800195-18 PITTS-23-SB03-5-6 1.16, Description: PITTS-23-SB03-5-6

	# Name	ID	Area	%Rec	Area Out
1	1 13C4-PFBA	1800195-18 PITTS-23-SB03-5-6 1.16	1.02e4	136.4	NO
2	2 13C5-PFHxA	1800195-18 PITTS-23-SB03-5-6 1.16	1.17e4	76.9	NO
3	3 13C3-PFHxS	1800195-18 PITTS-23-SB03-5-6 1.16	2.93e3	81.6	NO
4	4 13C8-PFOA	1800195-18 PITTS-23-SB03-5-6 1.16	1.04e4	79.9	NO
5	5 13C9-PFNA	1800195-18 PITTS-23-SB03-5-6 1.16	1.18e4	98.8	NO
6	6 13C4-PFOS	1800195-18 PITTS-23-SB03-5-6 1.16	2.48e3	73.9	NO
7	7 13C6-PFDA	1800195-18 PITTS-23-SB03-5-6 1.16	5.84e3	46.9	YES
8	8 13C7-PFUDa	1800195-18 PITTS-23-SB03-5-6 1.16	1.17e3	8.8	YES

Name: 180222M1\_90, Date: 23-Feb-2018, Time: 07:28:22, ID: B8B0071-BS1 OPR 0.125, Description: OPR

	# Name	ID	Area	%Rec	Area Out
1	1 13C4-PFBA	B8B0071-BS1 OPR 0.125	8.52e3	114.1	NO
2	2 13C5-PFHxA	B8B0071-BS1 OPR 0.125	1.08e4	70.7	NO
3	3 13C3-PFHxS	B8B0071-BS1 OPR 0.125	3.12e3	86.8	NO
4	4 13C8-PFOA	B8B0071-BS1 OPR 0.125	9.93e3	76.2	NO
5	5 13C9-PFNA	B8B0071-BS1 OPR 0.125	1.19e4	99.6	NO
6	6 13C4-PFOS	B8B0071-BS1 OPR 0.125	3.39e3	101.0	NO
7	7 13C6-PFDA	B8B0071-BS1 OPR 0.125	1.38e4	110.5	NO
8	8 13C7-PFUDa	B8B0071-BS1 OPR 0.125	1.27e4	95.0	NO

Dataset: Untitled

Last Altered: Friday, February 23, 2018 14:06:22 Pacific Standard Time

Printed: Friday, February 23, 2018 14:06:43 Pacific Standard Time

**Name: 180222M1\_91, Date: 23-Feb-2018, Time: 07:39:52, ID: B8B0071-BLK1 Method Blank 0.125, Description: Method Blank**

	# Name	ID	Area	%Rec	Area Out
1	1 13C4-PFBA	B8B0071-BLK1 Method Blank 0.125	7.27e3	97.4	NO
2	2 13C5-PFHxA	B8B0071-BLK1 Method Blank 0.125	9.06e3	59.6	NO
3	3 13C3-PFHxS	B8B0071-BLK1 Method Blank 0.125	2.96e3	82.6	NO
4	4 13C8-PFOA	B8B0071-BLK1 Method Blank 0.125	1.00e4	76.7	NO
5	5 13C9-PFNA	B8B0071-BLK1 Method Blank 0.125	9.24e3	77.2	NO
6	6 13C4-PFOS	B8B0071-BLK1 Method Blank 0.125	2.61e3	77.7	NO
7	7 13C6-PFDA	B8B0071-BLK1 Method Blank 0.125	7.78e3	62.5	NO
8	8 13C7-PFUDa	B8B0071-BLK1 Method Blank 0.125	9.62e3	72.0	NO

**Name: 180222M1\_92, Date: 23-Feb-2018, Time: 07:51:19, ID: B8B0071-MS1 Matrix Spike 0.11146, Description: Matrix Spike**

	# Name	ID	Area	%Rec	Area Out
1	1 13C4-PFBA	B8B0071-MS1 Matrix Spike 0.11146	8.31e3	111.2	NO
2	2 13C5-PFHxA	B8B0071-MS1 Matrix Spike 0.11146	9.65e3	63.4	NO
3	3 13C3-PFHxS	B8B0071-MS1 Matrix Spike 0.11146	3.19e3	88.7	NO
4	4 13C8-PFOA	B8B0071-MS1 Matrix Spike 0.11146	9.27e3	71.2	NO
5	5 13C9-PFNA	B8B0071-MS1 Matrix Spike 0.11146	9.62e3	80.4	NO
6	6 13C4-PFOS	B8B0071-MS1 Matrix Spike 0.11146	3.03e3	90.2	NO
7	7 13C6-PFDA	B8B0071-MS1 Matrix Spike 0.11146	9.63e3	77.3	NO
8	8 13C7-PFUDa	B8B0071-MS1 Matrix Spike 0.11146	1.22e4	91.5	NO

**Name: 180222M1\_93, Date: 23-Feb-2018, Time: 08:02:49, ID: B8B0071-MSD1 Matrix Spike Dup 0.11331, Description: Matrix Spike Dup**

	# Name	ID	Area	%Rec	Area Out
1	1 13C4-PFBA	B8B0071-MSD1 Matrix Spike Dup 0.113...	7.93e3	106.2	NO
2	2 13C5-PFHxA	B8B0071-MSD1 Matrix Spike Dup 0.113...	1.02e4	67.1	NO
3	3 13C3-PFHxS	B8B0071-MSD1 Matrix Spike Dup 0.113...	2.89e3	80.6	NO
4	4 13C8-PFOA	B8B0071-MSD1 Matrix Spike Dup 0.113...	9.77e3	75.0	NO
5	5 13C9-PFNA	B8B0071-MSD1 Matrix Spike Dup 0.113...	1.02e4	85.6	NO
6	6 13C4-PFOS	B8B0071-MSD1 Matrix Spike Dup 0.113...	3.35e3	99.8	NO
7	7 13C6-PFDA	B8B0071-MSD1 Matrix Spike Dup 0.113...	1.16e4	93.4	NO
8	8 13C7-PFUDa	B8B0071-MSD1 Matrix Spike Dup 0.113...	1.28e4	96.0	NO

**Name: 180222M1\_94, Date: 23-Feb-2018, Time: 08:14:18, ID: 1800284-01 OF-RW65-0218 0.10925, Description: OF-RW65-0218**

	# Name	ID	Area	%Rec	Area Out
1	1 13C4-PFBA	1800284-01 OF-RW65-0218 0.10925	8.67e3	116.1	NO
2	2 13C5-PFHxA	1800284-01 OF-RW65-0218 0.10925	9.71e3	63.8	NO
3	3 13C3-PFHxS	1800284-01 OF-RW65-0218 0.10925	2.84e3	79.1	NO
4	4 13C8-PFOA	1800284-01 OF-RW65-0218 0.10925	1.09e4	83.3	NO
5	5 13C9-PFNA	1800284-01 OF-RW65-0218 0.10925	1.25e4	104.7	NO
6	6 13C4-PFOS	1800284-01 OF-RW65-0218 0.10925	3.33e3	99.2	NO
7	7 13C6-PFDA	1800284-01 OF-RW65-0218 0.10925	1.08e4	86.3	NO
8	8 13C7-PFUDa	1800284-01 OF-RW65-0218 0.10925	1.37e4	102.2	NO

Dataset: Untitled

Last Altered: Friday, February 23, 2018 14:06:22 Pacific Standard Time

Printed: Friday, February 23, 2018 14:06:43 Pacific Standard Time

**Name: 180222M1\_95, Date: 23-Feb-2018, Time: 08:25:48, ID: 1800284-02 OF-RW65P-0218 0.11249, Description: OF-RW65P-0218**

	# Name	ID	Area	%Rec	Area Out
1	1 13C4-PFBA	1800284-02 OF-RW65P-0218 0.11249	8.23e3	110.2	NO
2	2 13C5-PFHxA	1800284-02 OF-RW65P-0218 0.11249	1.18e4	77.6	NO
3	3 13C3-PFHxS	1800284-02 OF-RW65P-0218 0.11249	3.04e3	84.7	NO
4	4 13C8-PFOA	1800284-02 OF-RW65P-0218 0.11249	9.12e3	70.0	NO
5	5 13C9-PFNA	1800284-02 OF-RW65P-0218 0.11249	1.11e4	92.3	NO
6	6 13C4-PFOS	1800284-02 OF-RW65P-0218 0.11249	3.38e3	100.7	NO
7	7 13C6-PFDA	1800284-02 OF-RW65P-0218 0.11249	1.28e4	102.6	NO
8	8 13C7-PFUDa	1800284-02 OF-RW65P-0218 0.11249	1.13e4	84.8	NO

**Name: 180222M1\_96, Date: 23-Feb-2018, Time: 08:37:17, ID: 1800284-03 OF-FB65-0218 0.11816, Description: OF-FB65-0218**

	# Name	ID	Area	%Rec	Area Out
1	1 13C4-PFBA	1800284-03 OF-FB65-0218 0.11816	8.63e3	115.6	NO
2	2 13C5-PFHxA	1800284-03 OF-FB65-0218 0.11816	1.13e4	74.1	NO
3	3 13C3-PFHxS	1800284-03 OF-FB65-0218 0.11816	3.22e3	89.8	NO
4	4 13C8-PFOA	1800284-03 OF-FB65-0218 0.11816	1.04e4	80.0	NO
5	5 13C9-PFNA	1800284-03 OF-FB65-0218 0.11816	1.19e4	99.2	NO
6	6 13C4-PFOS	1800284-03 OF-FB65-0218 0.11816	3.34e3	99.4	NO
7	7 13C6-PFDA	1800284-03 OF-FB65-0218 0.11816	1.11e4	88.8	NO
8	8 13C7-PFUDa	1800284-03 OF-FB65-0218 0.11816	1.35e4	100.9	NO

**Name: 180222M1\_97, Date: 23-Feb-2018, Time: 08:48:47, ID: 1800284-04 OF-RW49-0218 0.11012, Description: OF-RW49-0218**

	# Name	ID	Area	%Rec	Area Out
1	1 13C4-PFBA	1800284-04 OF-RW49-0218 0.11012	8.54e3	114.4	NO
2	2 13C5-PFHxA	1800284-04 OF-RW49-0218 0.11012	1.09e4	71.4	NO
3	3 13C3-PFHxS	1800284-04 OF-RW49-0218 0.11012	3.27e3	91.2	NO
4	4 13C8-PFOA	1800284-04 OF-RW49-0218 0.11012	1.02e4	78.1	NO
5	5 13C9-PFNA	1800284-04 OF-RW49-0218 0.11012	1.07e4	89.3	NO
6	6 13C4-PFOS	1800284-04 OF-RW49-0218 0.11012	2.75e3	81.9	NO
7	7 13C6-PFDA	1800284-04 OF-RW49-0218 0.11012	9.17e3	73.7	NO
8	8 13C7-PFUDa	1800284-04 OF-RW49-0218 0.11012	9.62e3	72.0	NO

**Name: 180222M1\_98, Date: 23-Feb-2018, Time: 09:00:16, ID: 1800284-05 OF-FB49-0218 0.1157, Description: OF-FB49-0218**

	# Name	ID	Area	%Rec	Area Out
1	1 13C4-PFBA	1800284-05 OF-FB49-0218 0.1157	8.32e3	111.4	NO
2	2 13C5-PFHxA	1800284-05 OF-FB49-0218 0.1157	9.77e3	64.2	NO
3	3 13C3-PFHxS	1800284-05 OF-FB49-0218 0.1157	2.83e3	78.7	NO
4	4 13C8-PFOA	1800284-05 OF-FB49-0218 0.1157	9.69e3	74.4	NO
5	5 13C9-PFNA	1800284-05 OF-FB49-0218 0.1157	1.28e4	107.2	NO
6	6 13C4-PFOS	1800284-05 OF-FB49-0218 0.1157	3.17e3	94.3	NO
7	7 13C6-PFDA	1800284-05 OF-FB49-0218 0.1157	1.14e4	91.7	NO
8	8 13C7-PFUDa	1800284-05 OF-FB49-0218 0.1157	9.80e3	73.4	NO

Dataset: Untitled

Last Altered: Friday, February 23, 2018 14:06:22 Pacific Standard Time

Printed: Friday, February 23, 2018 14:06:43 Pacific Standard Time

**Name: 180222M1\_99, Date: 23-Feb-2018, Time: 09:11:45, ID: IPA, Description: IPA**

	# Name	ID	Area	%Rec	Area Out
1	1 13C4-PFBA	IPA			NO
2	2 13C5-PFHxA	IPA			NO
3	3 13C3-PFHxS	IPA			NO
4	4 13C8-PFOA	IPA			NO
5	5 13C9-PFNA	IPA			NO
6	6 13C4-PFOS	IPA			NO
7	7 13C6-PFDA	IPA			NO
8	8 13C7-PFUdA	IPA			NO

**Name: 180222M1\_100, Date: 23-Feb-2018, Time: 09:23:15, ID: ST180221M1-16 PFC CS3 18B0815, Description: PFC CS3 18B0815**

	# Name	ID	Area	%Rec	Area Out
1	1 13C4-PFBA	ST180221M1-16 PFC CS3 18B0815	7.80e3	104.4	NO
2	2 13C5-PFHxA	ST180221M1-16 PFC CS3 18B0815	1.78e4	116.8	NO
3	3 13C3-PFHxS	ST180221M1-16 PFC CS3 18B0815	4.01e3	111.6	NO
4	4 13C8-PFOA	ST180221M1-16 PFC CS3 18B0815	1.45e4	111.1	NO
5	5 13C9-PFNA	ST180221M1-16 PFC CS3 18B0815	1.66e4	138.8	NO
6	6 13C4-PFOS	ST180221M1-16 PFC CS3 18B0815	4.24e3	126.3	NO
7	7 13C6-PFDA	ST180221M1-16 PFC CS3 18B0815	1.81e4	145.7	NO
8	8 13C7-PFUdA	ST180221M1-16 PFC CS3 18B0815	1.94e4	144.9	NO

**Name: 180222M1\_101, Date: 23-Feb-2018, Time: 09:34:44, ID: IPA, Description: IPA**

	# Name	ID	Area	%Rec	Area Out
1	1 13C4-PFBA	IPA			NO
2	2 13C5-PFHxA	IPA			NO
3	3 13C3-PFHxS	IPA			NO
4	4 13C8-PFOA	IPA			NO
5	5 13C9-PFNA	IPA			NO
6	6 13C4-PFOS	IPA			NO
7	7 13C6-PFDA	IPA			NO
8	8 13C7-PFUdA	IPA			NO

**Name: 180222M1\_102, Date: 23-Feb-2018, Time: 09:46:11, ID: 1800284-06 OF-RW41-0218 0.11145, Description: OF-RW41-0218**

	# Name	ID	Area	%Rec	Area Out
1	1 13C4-PFBA	1800284-06 OF-RW41-0218 0.11145	9.43e3	126.3	NO
2	2 13C5-PFHxA	1800284-06 OF-RW41-0218 0.11145	1.11e4	72.9	NO
3	3 13C3-PFHxS	1800284-06 OF-RW41-0218 0.11145	3.24e3	90.2	NO
4	4 13C8-PFOA	1800284-06 OF-RW41-0218 0.11145	1.03e4	79.2	NO
5	5 13C9-PFNA	1800284-06 OF-RW41-0218 0.11145	1.22e4	102.2	NO
6	6 13C4-PFOS	1800284-06 OF-RW41-0218 0.11145	3.00e3	89.5	NO
7	7 13C6-PFDA	1800284-06 OF-RW41-0218 0.11145	1.16e4	93.1	NO
8	8 13C7-PFUdA	1800284-06 OF-RW41-0218 0.11145	1.30e4	97.5	NO

Dataset: Untitled

Last Altered: Friday, February 23, 2018 14:06:22 Pacific Standard Time

Printed: Friday, February 23, 2018 14:06:43 Pacific Standard Time

**Name: 180222M1\_103, Date: 23-Feb-2018, Time: 09:57:38, ID: 1800284-07 OF-FB41-0218 0.11326, Description: OF-FB41-0218**

	# Name	ID	Area	%Rec	Area Out
1	1 13C4-PFBA	1800284-07 OF-FB41-0218 0.11326	7.44e3	99.6	NO
2	2 13C5-PFHxA	1800284-07 OF-FB41-0218 0.11326	9.23e3	60.7	NO
3	3 13C3-PFHxS	1800284-07 OF-FB41-0218 0.11326	2.75e3	76.5	NO
4	4 13C8-PFOA	1800284-07 OF-FB41-0218 0.11326	9.88e3	75.8	NO
5	5 13C9-PFNA	1800284-07 OF-FB41-0218 0.11326	1.09e4	91.3	NO
6	6 13C4-PFOS	1800284-07 OF-FB41-0218 0.11326	2.65e3	78.8	NO
7	7 13C6-PFDA	1800284-07 OF-FB41-0218 0.11326	8.49e3	68.2	NO
8	8 13C7-PFUDa	1800284-07 OF-FB41-0218 0.11326	1.10e4	82.3	NO

**Name: 180222M1\_104, Date: 23-Feb-2018, Time: 10:09:05, ID: 1800284-08 OF-RW11-0218 0.11113, Description: OF-RW11-0218**

	# Name	ID	Area	%Rec	Area Out
1	1 13C4-PFBA	1800284-08 OF-RW11-0218 0.11113	8.90e3	119.2	NO
2	2 13C5-PFHxA	1800284-08 OF-RW11-0218 0.11113	1.11e4	72.9	NO
3	3 13C3-PFHxS	1800284-08 OF-RW11-0218 0.11113	3.11e3	86.7	NO
4	4 13C8-PFOA	1800284-08 OF-RW11-0218 0.11113	9.48e3	72.7	NO
5	5 13C9-PFNA	1800284-08 OF-RW11-0218 0.11113	1.08e4	90.0	NO
6	6 13C4-PFOS	1800284-08 OF-RW11-0218 0.11113	2.80e3	83.5	NO
7	7 13C6-PFDA	1800284-08 OF-RW11-0218 0.11113	1.24e4	99.5	NO
8	8 13C7-PFUDa	1800284-08 OF-RW11-0218 0.11113	1.51e4	113.1	NO

**Name: 180222M1\_105, Date: 23-Feb-2018, Time: 10:20:35, ID: 1800284-09 OF-FB11-0218 0.1129, Description: OF-FB11-0218**

	# Name	ID	Area	%Rec	Area Out
1	1 13C4-PFBA	1800284-09 OF-FB11-0218 0.1129	7.85e3	105.1	NO
2	2 13C5-PFHxA	1800284-09 OF-FB11-0218 0.1129	1.02e4	66.9	NO
3	3 13C3-PFHxS	1800284-09 OF-FB11-0218 0.1129	3.10e3	86.4	NO
4	4 13C8-PFOA	1800284-09 OF-FB11-0218 0.1129	1.01e4	77.8	NO
5	5 13C9-PFNA	1800284-09 OF-FB11-0218 0.1129	1.03e4	85.7	NO
6	6 13C4-PFOS	1800284-09 OF-FB11-0218 0.1129	2.71e3	80.8	NO
7	7 13C6-PFDA	1800284-09 OF-FB11-0218 0.1129	9.40e3	75.5	NO
8	8 13C7-PFUDa	1800284-09 OF-FB11-0218 0.1129	1.13e4	84.8	NO

**Name: 180222M1\_106, Date: 23-Feb-2018, Time: 10:32:04, ID: 1800284-10 OF-RW25-0218 0.11538, Description: OF-RW25-0218**

	# Name	ID	Area	%Rec	Area Out
1	1 13C4-PFBA	1800284-10 OF-RW25-0218 0.11538	9.09e3	121.8	NO
2	2 13C5-PFHxA	1800284-10 OF-RW25-0218 0.11538	1.18e4	77.5	NO
3	3 13C3-PFHxS	1800284-10 OF-RW25-0218 0.11538	3.00e3	83.5	NO
4	4 13C8-PFOA	1800284-10 OF-RW25-0218 0.11538	1.11e4	85.2	NO
5	5 13C9-PFNA	1800284-10 OF-RW25-0218 0.11538	1.22e4	102.3	NO
6	6 13C4-PFOS	1800284-10 OF-RW25-0218 0.11538	2.75e3	81.8	NO
7	7 13C6-PFDA	1800284-10 OF-RW25-0218 0.11538	1.11e4	89.4	NO
8	8 13C7-PFUDa	1800284-10 OF-RW25-0218 0.11538	1.32e4	99.0	NO



Dataset: Untitled

Last Altered: Friday, February 23, 2018 14:06:22 Pacific Standard Time

Printed: Friday, February 23, 2018 14:06:43 Pacific Standard Time

**Name: 180222M1\_107, Date: 23-Feb-2018, Time: 10:43:34, ID: 1800284-11 OF-FB25-0218 0.11705, Description: OF-FB25-0218**

	# Name	ID	Area	%Rec	Area Out
1	1 13C4-PFBA	1800284-11 OF-FB25-0218 0.11705	7.96e3	106.6	NO
2	2 13C5-PFHxA	1800284-11 OF-FB25-0218 0.11705	1.01e4	66.5	NO
3	3 13C3-PFHxS	1800284-11 OF-FB25-0218 0.11705	3.12e3	86.8	NO
4	4 13C8-PFOA	1800284-11 OF-FB25-0218 0.11705	1.03e4	78.9	NO
5	5 13C9-PFNA	1800284-11 OF-FB25-0218 0.11705	1.14e4	95.0	NO
6	6 13C4-PFOS	1800284-11 OF-FB25-0218 0.11705	3.11e3	92.6	NO
7	7 13C6-PFDA	1800284-11 OF-FB25-0218 0.11705	9.44e3	75.8	NO
8	8 13C7-PFUDa	1800284-11 OF-FB25-0218 0.11705	1.11e4	83.0	NO

**Name: 180222M1\_108, Date: 23-Feb-2018, Time: 10:55:03, ID: 1800284-12 OF-RW12-0218 0.11375, Description: OF-RW12-0218**

	# Name	ID	Area	%Rec	Area Out
1	1 13C4-PFBA	1800284-12 OF-RW12-0218 0.11375	9.59e3	128.4	NO
2	2 13C5-PFHxA	1800284-12 OF-RW12-0218 0.11375	1.29e4	84.7	NO
3	3 13C3-PFHxS	1800284-12 OF-RW12-0218 0.11375	3.19e3	88.9	NO
4	4 13C8-PFOA	1800284-12 OF-RW12-0218 0.11375	1.13e4	86.6	NO
5	5 13C9-PFNA	1800284-12 OF-RW12-0218 0.11375	1.26e4	105.7	NO
6	6 13C4-PFOS	1800284-12 OF-RW12-0218 0.11375	3.34e3	99.6	NO
7	7 13C6-PFDA	1800284-12 OF-RW12-0218 0.11375	1.05e4	84.4	NO
8	8 13C7-PFUDa	1800284-12 OF-RW12-0218 0.11375	1.21e4	90.9	NO

**Name: 180222M1\_109, Date: 23-Feb-2018, Time: 11:06:33, ID: 1800284-13 OF-FB12-0218 0.11329, Description: OF-FB12-0218**

	# Name	ID	Area	%Rec	Area Out
1	1 13C4-PFBA	1800284-13 OF-FB12-0218 0.11329	8.13e3	108.8	NO
2	2 13C5-PFHxA	1800284-13 OF-FB12-0218 0.11329	1.13e4	74.2	NO
3	3 13C3-PFHxS	1800284-13 OF-FB12-0218 0.11329	2.85e3	79.3	NO
4	4 13C8-PFOA	1800284-13 OF-FB12-0218 0.11329	9.08e3	69.7	NO
5	5 13C9-PFNA	1800284-13 OF-FB12-0218 0.11329	1.20e4	100.2	NO
6	6 13C4-PFOS	1800284-13 OF-FB12-0218 0.11329	2.79e3	83.2	NO
7	7 13C6-PFDA	1800284-13 OF-FB12-0218 0.11329	1.06e4	85.0	NO
8	8 13C7-PFUDa	1800284-13 OF-FB12-0218 0.11329	1.24e4	92.6	NO

**Name: 180222M1\_110, Date: 23-Feb-2018, Time: 11:18:03, ID: 1800284-14 OF-RW09-0218 0.10888, Description: OF-RW09-0218**

	# Name	ID	Area	%Rec	Area Out
1	1 13C4-PFBA	1800284-14 OF-RW09-0218 0.10888	7.95e3	106.5	NO
2	2 13C5-PFHxA	1800284-14 OF-RW09-0218 0.10888	1.05e4	69.0	NO
3	3 13C3-PFHxS	1800284-14 OF-RW09-0218 0.10888	2.80e3	78.1	NO
4	4 13C8-PFOA	1800284-14 OF-RW09-0218 0.10888	1.05e4	80.7	NO
5	5 13C9-PFNA	1800284-14 OF-RW09-0218 0.10888	1.17e4	97.5	NO
6	6 13C4-PFOS	1800284-14 OF-RW09-0218 0.10888	2.63e3	78.4	NO
7	7 13C6-PFDA	1800284-14 OF-RW09-0218 0.10888	1.06e4	84.8	NO
8	8 13C7-PFUDa	1800284-14 OF-RW09-0218 0.10888	1.11e4	83.4	NO

Dataset: Untitled

Last Altered: Friday, February 23, 2018 14:06:22 Pacific Standard Time

Printed: Friday, February 23, 2018 14:06:43 Pacific Standard Time

Name: 180222M1\_111, Date: 23-Feb-2018, Time: 11:29:32, ID: 1800284-15 OF-FB09-0218 0.11462, Description: OF-FB09-0218

	# Name	ID	Area	%Rec	Area Out
1	1 13C4-PFBA	1800284-15 OF-FB09-0218 0.11462	8.13e3	108.9	NO
2	2 13C5-PFHxA	1800284-15 OF-FB09-0218 0.11462	1.03e4	67.6	NO
3	3 13C3-PFHxS	1800284-15 OF-FB09-0218 0.11462	2.88e3	80.2	NO
4	4 13C8-PFOA	1800284-15 OF-FB09-0218 0.11462	8.76e3	67.2	NO
5	5 13C9-PFNA	1800284-15 OF-FB09-0218 0.11462	1.03e4	85.8	NO
6	6 13C4-PFOS	1800284-15 OF-FB09-0218 0.11462	2.50e3	74.5	NO
7	7 13C6-PFDA	1800284-15 OF-FB09-0218 0.11462	1.02e4	81.9	NO
8	8 13C7-PFUdA	1800284-15 OF-FB09-0218 0.11462	1.13e4	84.6	NO

Name: 180222M1\_112, Date: 23-Feb-2018, Time: 11:41:02, ID: 1800284-16 OF-RW31-0218 0.11398, Description: OF-RW31-0218

	# Name	ID	Area	%Rec	Area Out
1	1 13C4-PFBA	1800284-16 OF-RW31-0218 0.11398	2.21e2	3.0	YES
2	2 13C5-PFHxA	1800284-16 OF-RW31-0218 0.11398	2.33e2	1.5	YES
3	3 13C3-PFHxS	1800284-16 OF-RW31-0218 0.11398	8.61e1	2.4	YES
4	4 13C8-PFOA	1800284-16 OF-RW31-0218 0.11398	1.86e2	1.4	YES
5	5 13C9-PFNA	1800284-16 OF-RW31-0218 0.11398	2.65e2	2.2	YES
6	6 13C4-PFOS	1800284-16 OF-RW31-0218 0.11398	7.80e1	2.3	YES
7	7 13C6-PFDA	1800284-16 OF-RW31-0218 0.11398	2.27e2	1.8	YES
8	8 13C7-PFUdA	1800284-16 OF-RW31-0218 0.11398	2.83e2	2.1	YES

Name: 180222M1\_113, Date: 23-Feb-2018, Time: 11:52:29, ID: 1800284-17 OF-FB31-0218 0.11726, Description: OF-FB31-0218

	# Name	ID	Area	%Rec	Area Out
1	1 13C4-PFBA	1800284-17 OF-FB31-0218 0.11726	7.65e3	102.4	NO
2	2 13C5-PFHxA	1800284-17 OF-FB31-0218 0.11726	1.11e4	73.2	NO
3	3 13C3-PFHxS	1800284-17 OF-FB31-0218 0.11726	2.98e3	83.1	NO
4	4 13C8-PFOA	1800284-17 OF-FB31-0218 0.11726	9.24e3	71.0	NO
5	5 13C9-PFNA	1800284-17 OF-FB31-0218 0.11726	1.02e4	85.0	NO
6	6 13C4-PFOS	1800284-17 OF-FB31-0218 0.11726	3.13e3	93.4	NO
7	7 13C6-PFDA	1800284-17 OF-FB31-0218 0.11726	1.01e4	81.2	NO
8	8 13C7-PFUdA	1800284-17 OF-FB31-0218 0.11726	1.12e4	83.7	NO

Name: 180222M1\_114, Date: 23-Feb-2018, Time: 12:03:58, ID: B8B0072-BS1 OPR 1, Description: OPR

	# Name	ID	Area	%Rec	Area Out
1	1 13C4-PFBA	B8B0072-BS1 OPR 1	7.72e3	103.4	NO
2	2 13C5-PFHxA	B8B0072-BS1 OPR 1	1.06e4	69.8	NO
3	3 13C3-PFHxS	B8B0072-BS1 OPR 1	2.98e3	83.0	NO
4	4 13C8-PFOA	B8B0072-BS1 OPR 1	9.85e3	75.6	NO
5	5 13C9-PFNA	B8B0072-BS1 OPR 1	1.12e4	93.5	NO
6	6 13C4-PFOS	B8B0072-BS1 OPR 1	2.81e3	83.8	NO
7	7 13C6-PFDA	B8B0072-BS1 OPR 1	1.05e4	84.2	NO
8	8 13C7-PFUdA	B8B0072-BS1 OPR 1	1.12e4	84.0	NO

Dataset: Untitled

Last Altered: Friday, February 23, 2018 14:06:22 Pacific Standard Time

Printed: Friday, February 23, 2018 14:06:43 Pacific Standard Time

**Name: 180222M1\_115, Date: 23-Feb-2018, Time: 12:15:27, ID: B8B0072-BLK1 Method Blank 1, Description: Method Blank**

	# Name	ID	Area	%Rec	Area Out
1	1 13C4-PFBA	B8B0072-BLK1 Method Blank 1	9.23e3	123.7	NO
2	2 13C5-PFHxA	B8B0072-BLK1 Method Blank 1	1.19e4	78.1	NO
3	3 13C3-PFHxS	B8B0072-BLK1 Method Blank 1	3.22e3	89.8	NO
4	4 13C8-PFOA	B8B0072-BLK1 Method Blank 1	1.02e4	78.2	NO
5	5 13C9-PFNA	B8B0072-BLK1 Method Blank 1	1.07e4	89.4	NO
6	6 13C4-PFOS	B8B0072-BLK1 Method Blank 1	2.71e3	80.6	NO
7	7 13C6-PFDA	B8B0072-BLK1 Method Blank 1	1.28e4	102.5	NO
8	8 13C7-PFUDa	B8B0072-BLK1 Method Blank 1	9.58e3	71.7	NO

**Name: 180222M1\_116, Date: 23-Feb-2018, Time: 12:26:58, ID: 1800205-01 PFAS in Soil, 462, Soil 101 1.04, Description: PFAS in Soil, 462, Soil 101**

	# Name	ID	Area	%Rec	Area Out
1	1 13C4-PFBA	1800205-01 PFAS in Soil, 462, Soil 101 ...	8.34e3	111.7	NO
2	2 13C5-PFHxA	1800205-01 PFAS in Soil, 462, Soil 101 ...	1.08e4	70.7	NO
3	3 13C3-PFHxS	1800205-01 PFAS in Soil, 462, Soil 101 ...	2.65e3	73.9	NO
4	4 13C8-PFOA	1800205-01 PFAS in Soil, 462, Soil 101 ...	9.56e3	73.4	NO
5	5 13C9-PFNA	1800205-01 PFAS in Soil, 462, Soil 101 ...	1.05e4	87.7	NO
6	6 13C4-PFOS	1800205-01 PFAS in Soil, 462, Soil 101 ...	2.38e3	70.8	NO
7	7 13C6-PFDA	1800205-01 PFAS in Soil, 462, Soil 101 ...	1.12e4	90.0	NO
8	8 13C7-PFUDa	1800205-01 PFAS in Soil, 462, Soil 101 ...	1.12e4	83.7	NO

**Name: 180222M1\_117, Date: 23-Feb-2018, Time: 12:38:27, ID: 1800179-07 YEAGR-04-SB02-08-10 1.11, Description: YEAGR-04-SB02-08-10**

	# Name	ID	Area	%Rec	Area Out
1	1 13C4-PFBA	1800179-07 YEAGR-04-SB02-08-10 1.11	7.92e3	106.1	NO
2	2 13C5-PFHxA	1800179-07 YEAGR-04-SB02-08-10 1.11	1.07e4	70.3	NO
3	3 13C3-PFHxS	1800179-07 YEAGR-04-SB02-08-10 1.11	2.57e3	71.5	NO
4	4 13C8-PFOA	1800179-07 YEAGR-04-SB02-08-10 1.11	8.20e3	62.9	NO
5	5 13C9-PFNA	1800179-07 YEAGR-04-SB02-08-10 1.11	1.06e4	88.2	NO
6	6 13C4-PFOS	1800179-07 YEAGR-04-SB02-08-10 1.11	2.61e3	77.8	NO
7	7 13C6-PFDA	1800179-07 YEAGR-04-SB02-08-10 1.11	9.98e3	80.1	NO
8	8 13C7-PFUDa	1800179-07 YEAGR-04-SB02-08-10 1.11	1.23e4	92.4	NO

**Name: 180222M1\_118, Date: 23-Feb-2018, Time: 12:49:57, ID: IPA, Description: IPA**

	# Name	ID	Area	%Rec	Area Out
1	1 13C4-PFBA	IPA			NO
2	2 13C5-PFHxA	IPA	5.04e0	0.0	YES
3	3 13C3-PFHxS	IPA			NO
4	4 13C8-PFOA	IPA			NO
5	5 13C9-PFNA	IPA			NO
6	6 13C4-PFOS	IPA			NO
7	7 13C6-PFDA	IPA	5.36e0	0.0	YES
8	8 13C7-PFUDa	IPA			NO

Dataset: Untitled

Last Altered: Friday, February 23, 2018 14:06:22 Pacific Standard Time

Printed: Friday, February 23, 2018 14:06:43 Pacific Standard Time

Name: 180222M1\_119, Date: 23-Feb-2018, Time: 13:01:25, ID: ST180221M1-11 PFC CS3 18B0815, Description: PFC CS3 18B0815

	#	Name	ID	Area	%Rec	Area Out
1	1	13C4-PFBA	ST180221M1-11 PFC CS3 18B0815	7.93e3	106.2	NO
2	2	13C5-PFHxA	ST180221M1-11 PFC CS3 18B0815	1.90e4	125.0	NO
3	3	13C3-PFHxS	ST180221M1-11 PFC CS3 18B0815	4.52e3	126.0	NO
4	4	13C8-PFOA	ST180221M1-11 PFC CS3 18B0815	1.58e4	121.0	NO
5	5	13C9-PFNA	ST180221M1-11 PFC CS3 18B0815	1.60e4	133.8	NO
6	6	13C4-PFOS	ST180221M1-11 PFC CS3 18B0815	4.20e3	125.1	NO
7	7	13C6-PFDA	ST180221M1-11 PFC CS3 18B0815	1.79e4	143.8	NO
8	8	13C7-PFUDa	ST180221M1-11 PFC CS3 18B0815	1.88e4	140.7	NO

Dataset: Untitled

Last Altered: Friday, February 23, 2018 12:10:10 Pacific Standard Time

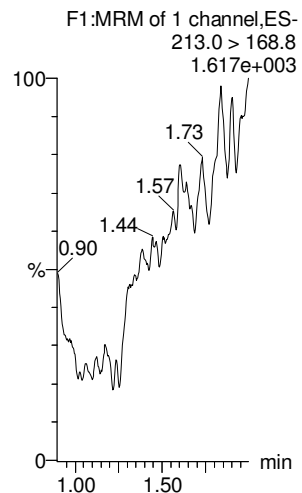
Printed: Friday, February 23, 2018 12:10:19 Pacific Standard Time

Method: F:\Projects\PFAS.PRO\MethDB\PFAS\_FULL\_80C\_022218.mdb 23 Feb 2018 08:58:55

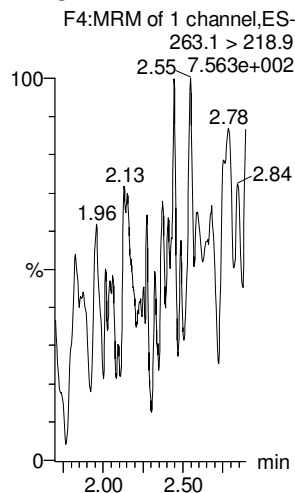
Calibration: F:\Projects\PFAS.PRO\CurveDB\C18\_VAL-PFAS\_Q4\_02-22-18-FULL.cdb 23 Feb 2018 10:57:03

Name: 180222M1\_12, Date: 22-Feb-2018, Time: 16:33:27, ID: IPA, Description: IPA

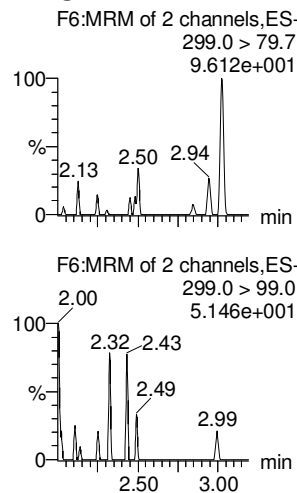
**PFBA**



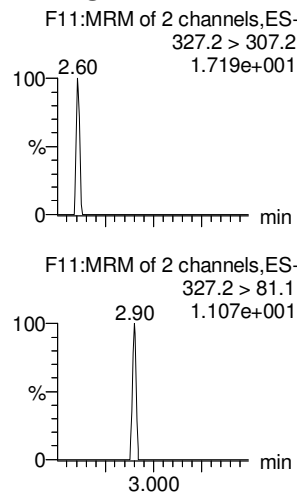
**PFPeA**



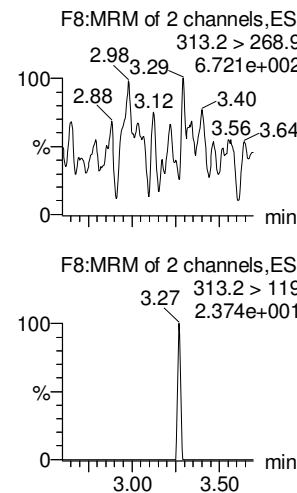
**PFBS**



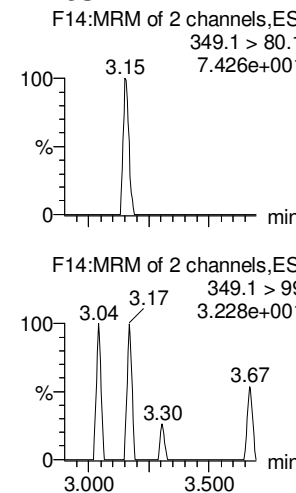
**4:2 FTS**



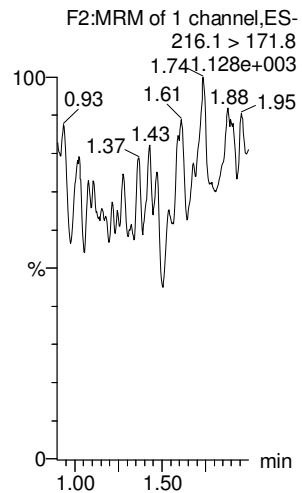
**PFHxA**



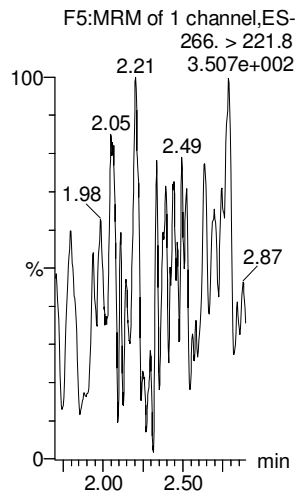
**PFPeS**



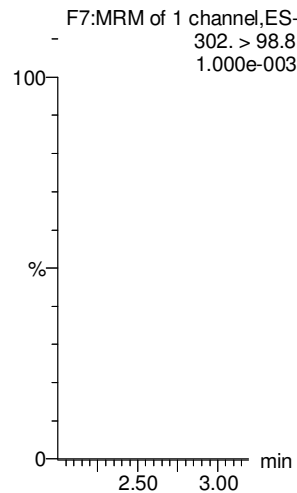
**13C3-PFBA**



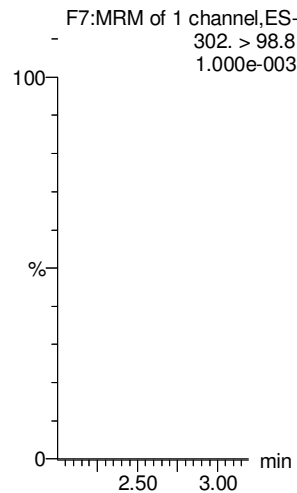
**13C3-PFPeA**




**13C3-PFBS**



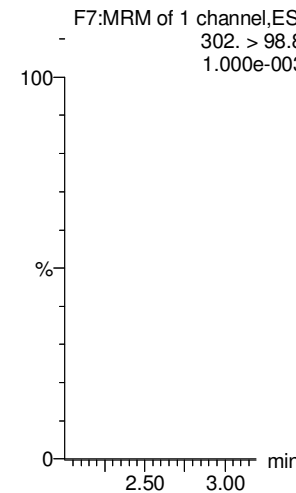
**13C3-PFBS**



**13C2-PFHxA**



**13C3-PFBS**



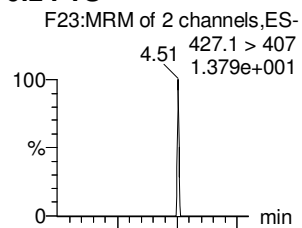
Dataset: Untitled

Last Altered: Friday, February 23, 2018 12:10:10 Pacific Standard Time

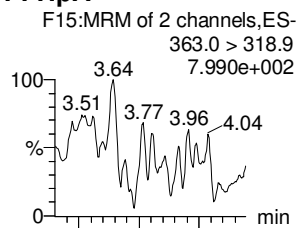
Printed: Friday, February 23, 2018 12:10:19 Pacific Standard Time

Name: 180222M1\_12, Date: 22-Feb-2018, Time: 16:33:27, ID: IPA, Description: IPA

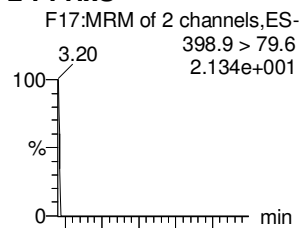
**6:2 FTS**



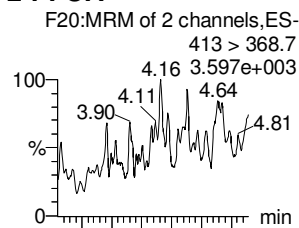
**PFHpA**



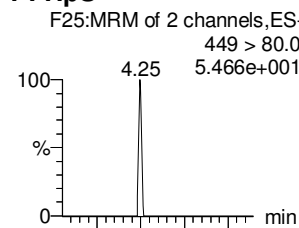
**L-PFHxS**



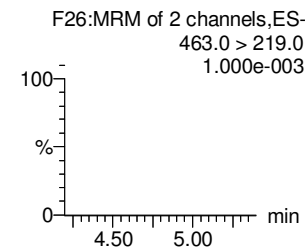
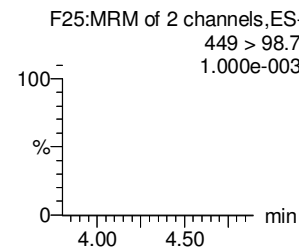
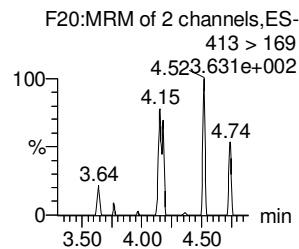
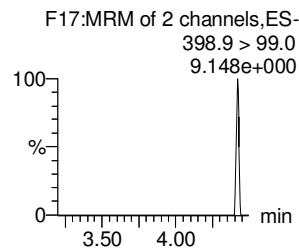
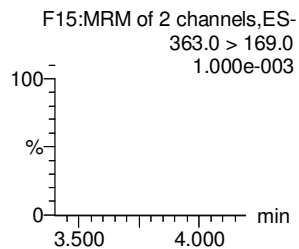
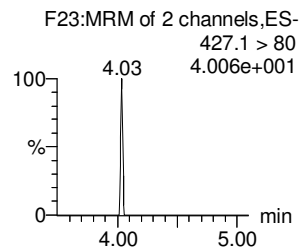
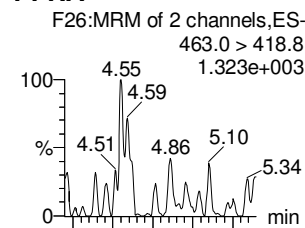
**L-PFOA**



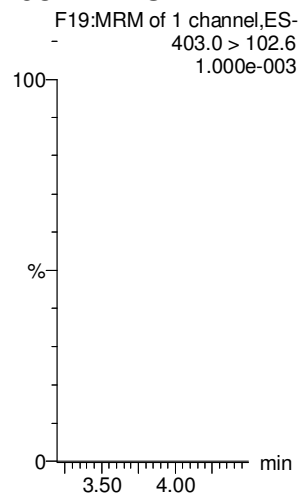
**PFHpS**



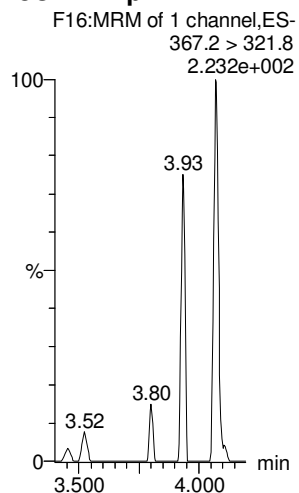
**PFNA**



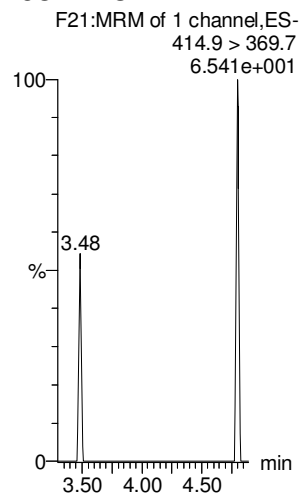
**18O2-PFHxS**



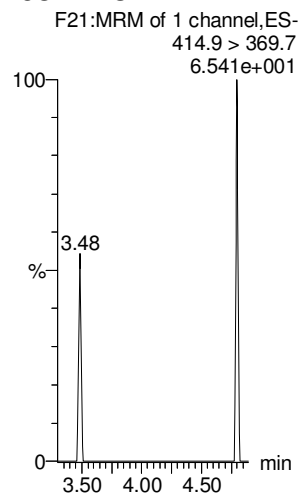
**13C4-PFHpA**



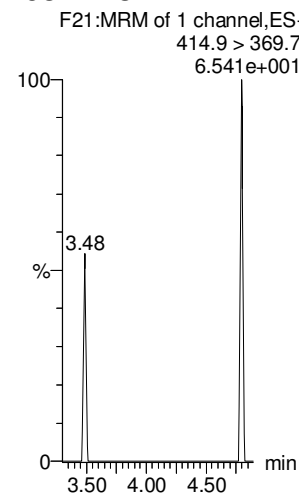
**13C2-PFOA**



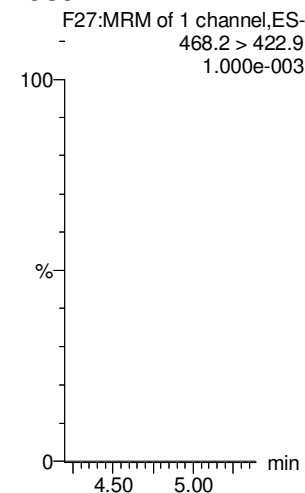
**13C2-PFOA**



**13C2-PFOA**



**13C5-PFNA**



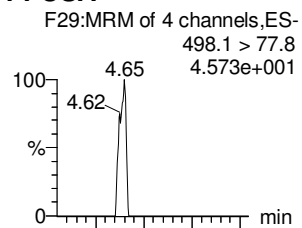
Dataset: Untitled

Last Altered: Friday, February 23, 2018 12:10:10 Pacific Standard Time

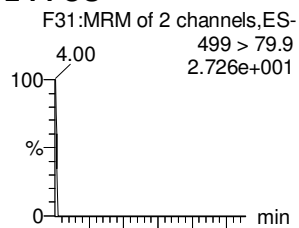
Printed: Friday, February 23, 2018 12:10:19 Pacific Standard Time

Name: 180222M1\_12, Date: 22-Feb-2018, Time: 16:33:27, ID: IPA, Description: IPA

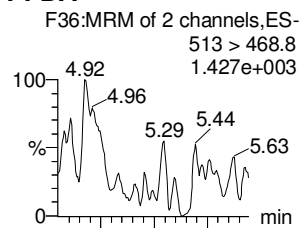
**PFOSA**



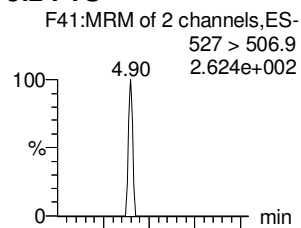
**L-PFOS**



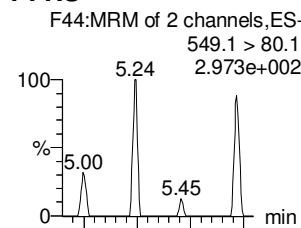
**PFDA**



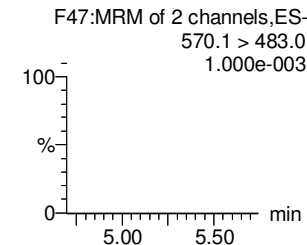
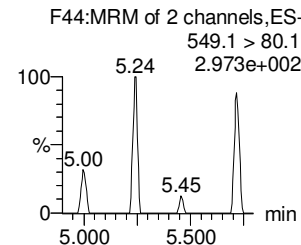
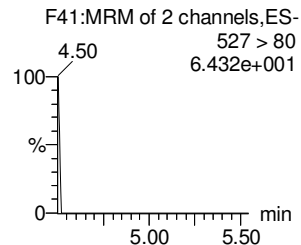
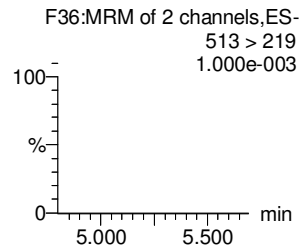
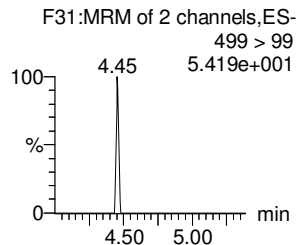
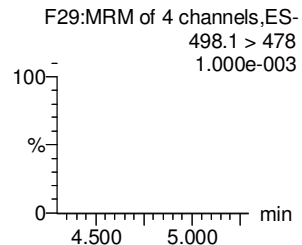
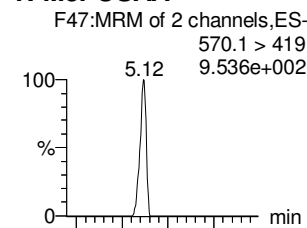
**8:2 FTS**



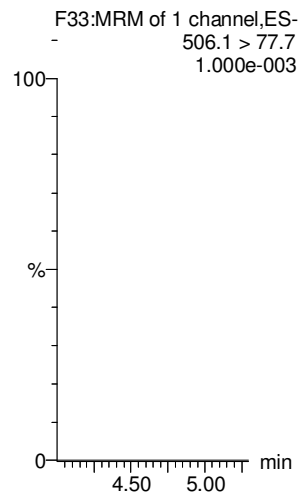
**PFNS**




**N-MeFOSAA**



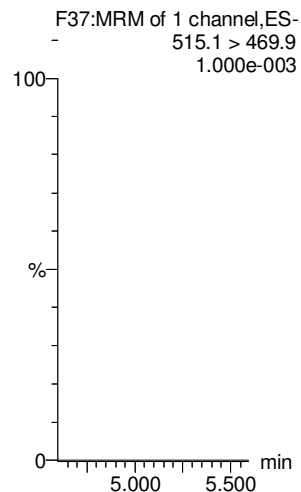
**13C8-PFOSA**



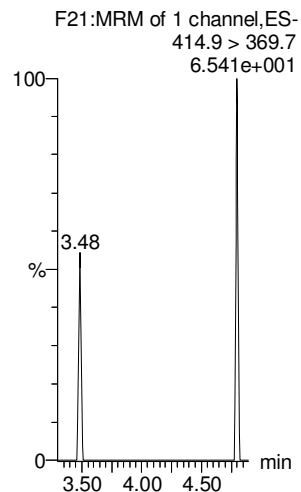
**13C8-PFOS**



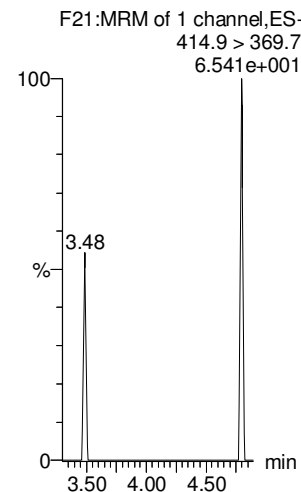
**13C2-PFDA**



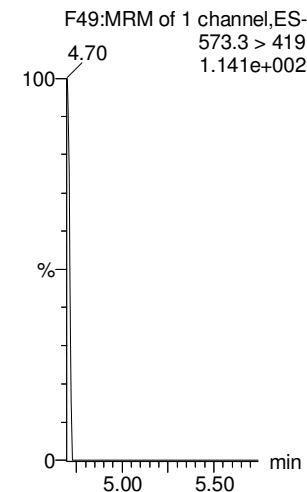
**13C2-PFOA**



**13C2-PFOA**



**d3-N-MeFOSAA**



Dataset: Untitled

Last Altered: Friday, February 23, 2018 12:10:10 Pacific Standard Time

Printed: Friday, February 23, 2018 12:10:19 Pacific Standard Time

Name: 180222M1\_12, Date: 22-Feb-2018, Time: 16:33:27, ID: IPA, Description: IPA

**N-EtFOSAA**

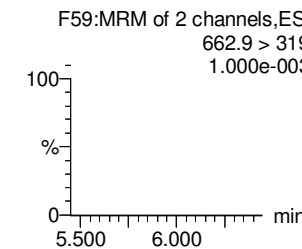
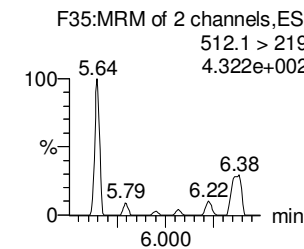
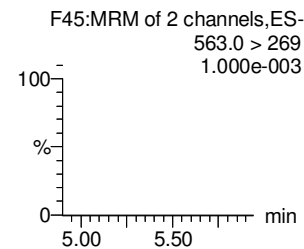
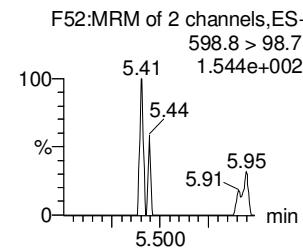
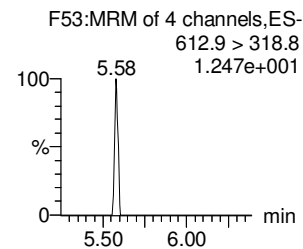
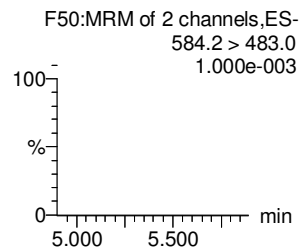
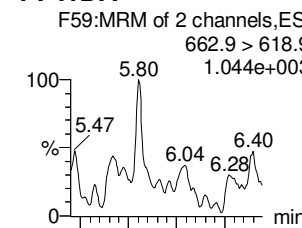
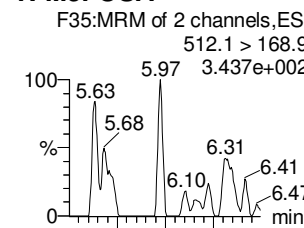
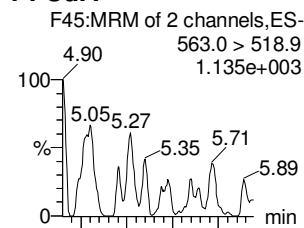
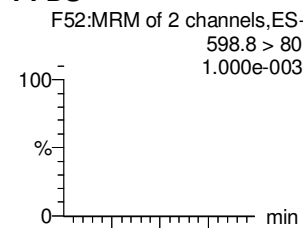
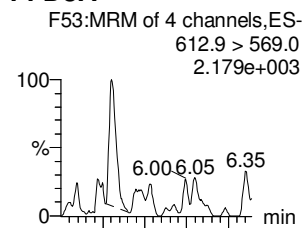
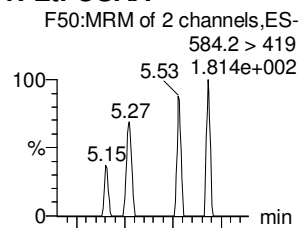
**PFDoA**

**PFDS**

**PFUdA**

**N-MeFOSA**

**PFTrDA**



**d5-N-EtFOSAA**

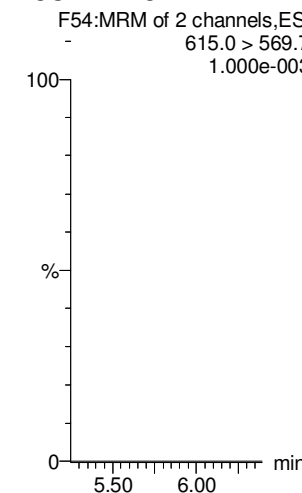
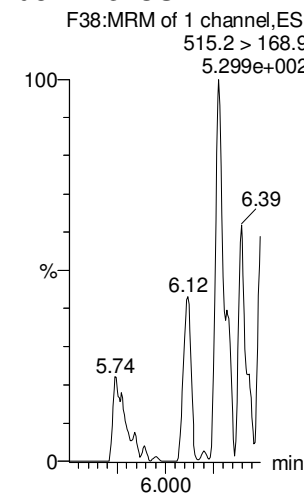
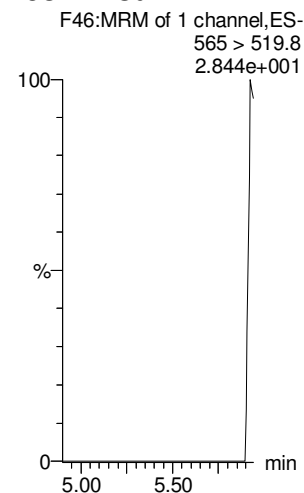
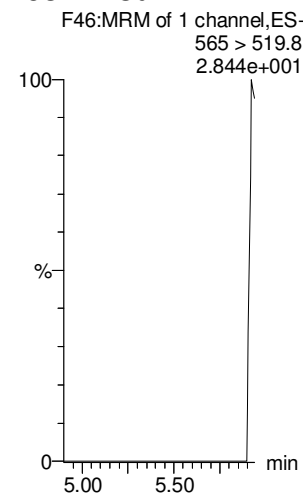
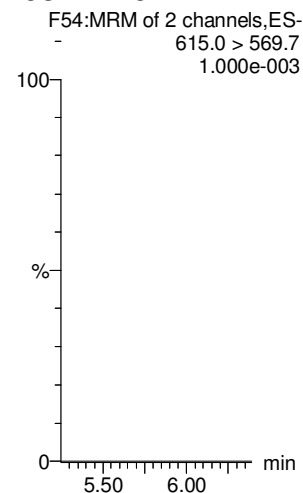
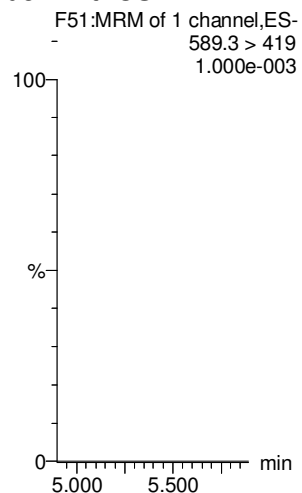
**13C2-PFDoA**

**13C2-PFUdA**

**13C2-PFUdA**

**d3-N-MeFOSA**

**13C2-PFDoA**





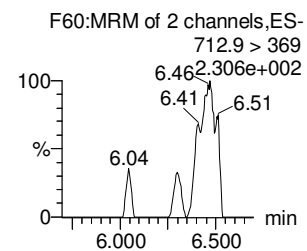
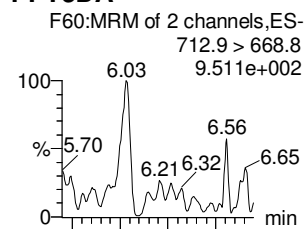
Dataset: Untitled

Last Altered: Friday, February 23, 2018 12:10:10 Pacific Standard Time

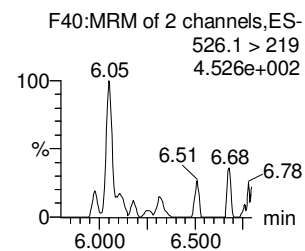
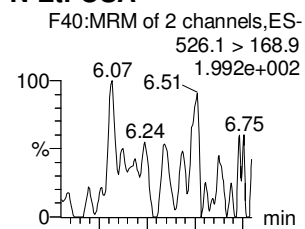
Printed: Friday, February 23, 2018 12:10:19 Pacific Standard Time

Name: 180222M1\_12, Date: 22-Feb-2018, Time: 16:33:27, ID: IPA, Description: IPA

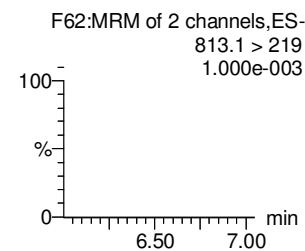
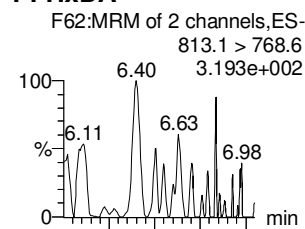
**PFTeDA**



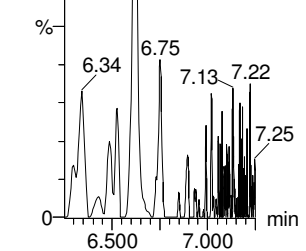
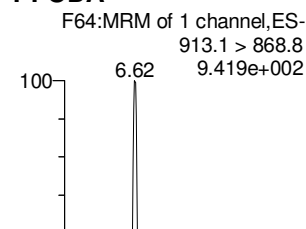
**N-EtFOSA**



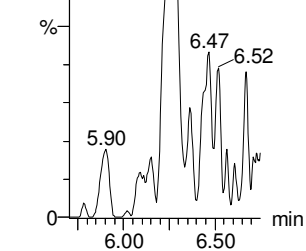
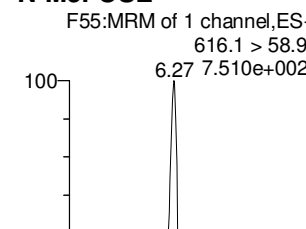
**PFHxDA**



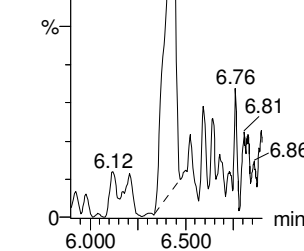
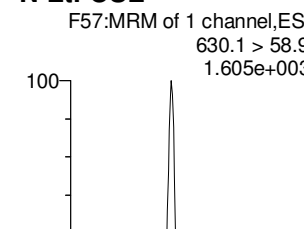
**PFODA**



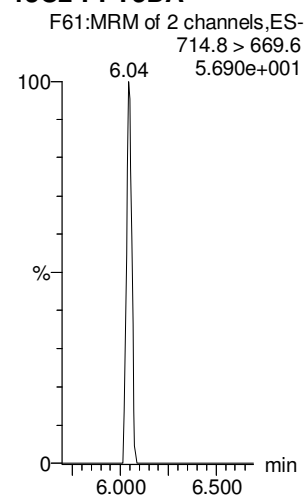
**N-MeFOSE**



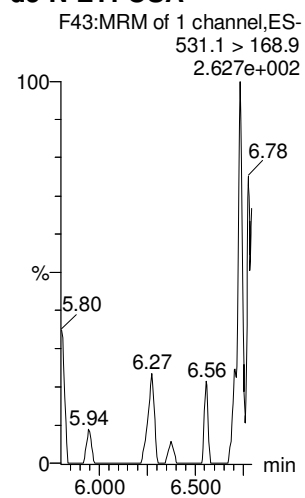
**N-EtFOSE**



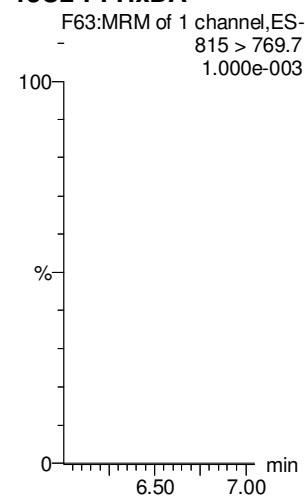
**13C2-PFTeDA**



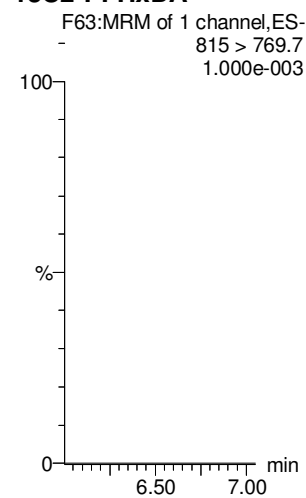
**d5-N-ETFOSA**



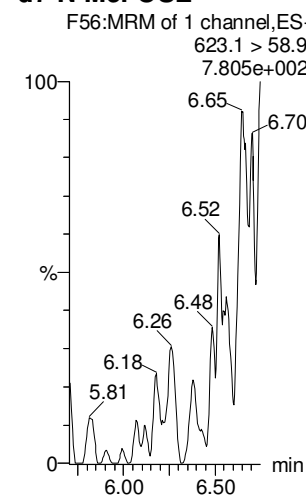
**13C2-PFHxDA**



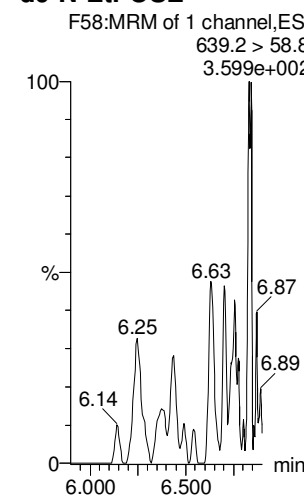
**13C2-PFHxDA**



**d7-N-MeFOSE**



**d9-N-EtFOSE**



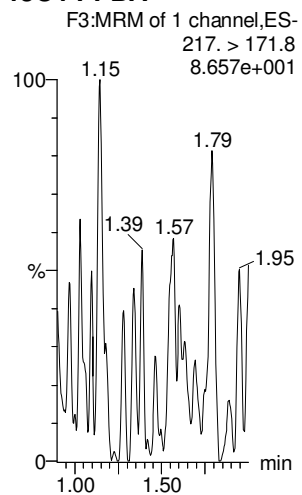
Dataset: Untitled

Last Altered: Friday, February 23, 2018 12:10:10 Pacific Standard Time

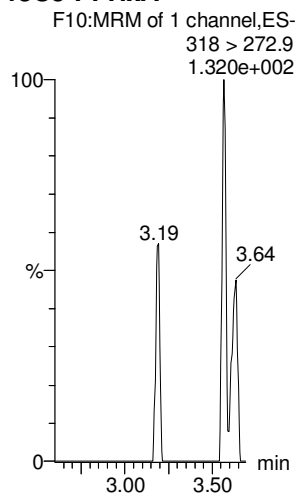
Printed: Friday, February 23, 2018 12:10:19 Pacific Standard Time

Name: 180222M1\_12, Date: 22-Feb-2018, Time: 16:33:27, ID: IPA, Description: IPA

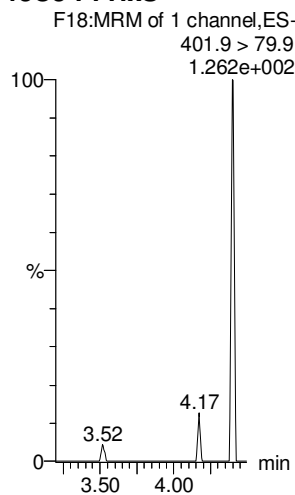
**13C4-PFBA**



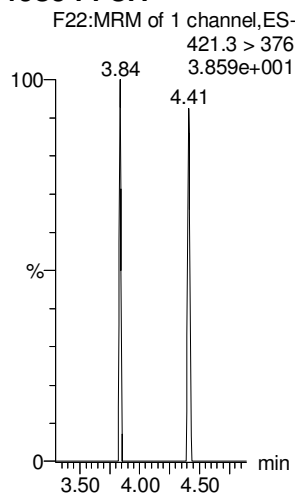
**13C5-PFHxA**



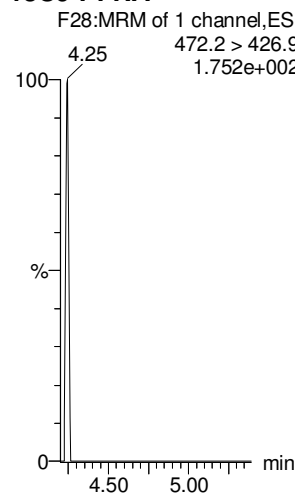
**13C3-PFHxS**



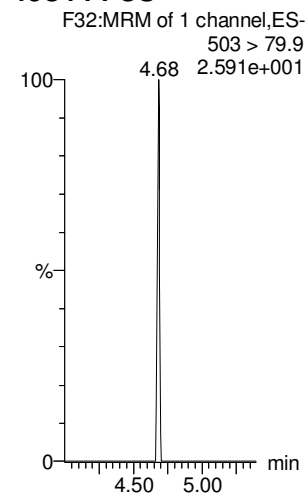
**13C8-PFOA**



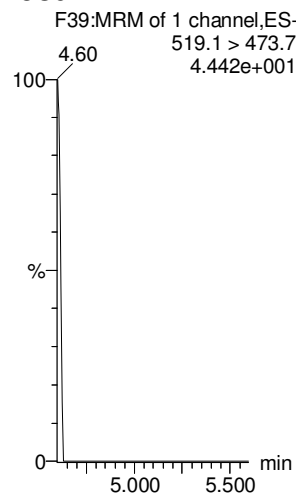
**13C9-PFNA**



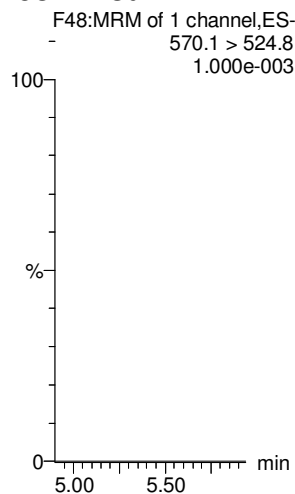
**13C4-PFOS**



**13C6-PFDA**



**13C7-PFUdA**



Dataset: F:\Projects\PFAS.PRO\Results\180222M1\180222M1-68.qld

Last Altered: Friday, February 23, 2018 11:15:18 Pacific Standard Time  
Printed: Friday, February 23, 2018 13:42:02 Pacific Standard Time

*✓ JA.  
02/23/2018*

Method: F:\Projects\PFAS.PRO\MethDB\PFAS\_FULL\_80C\_022218.mdb 23 Feb 2018 08:58:55  
Calibration: F:\Projects\PFAS.PRO\CurveDB\C18\_VAL-PFAS\_Q4\_02-22-18-FULL.cdb 23 Feb 2018 10:57:03

*(A) Above limit  
on terra.*

Name: 180222M1\_68, Date: 23-Feb-2018, Time: 03:15:55, ID: ST180222M1-14 PFC CS0 18B0812, Description: PFC CS0 18B0812

#	Name	Trace	Area	IS Area	RRF	Pred.RT	RT	y Axis Resp.	Conc.	%Rec	Recovery Out
1	1 PFBA	213.0 > 168.8	8.29e2	8.50e3		1.46	1.29	1.22	1.14	114.4	NO
2	2 PFPeA	263.1 > 218.9	1.20e3	1.36e4		2.42	2.25	1.10	1.08	108.0	NO
3	3 PFBS	299.0 > 79.7	2.79e2	1.77e3		2.60	2.53	1.97	1.11	110.8	NO
4	4 4:2 FTS	327.2>307.2	2.73e2	1.77e3		3.00	2.93	1.93	1.29	128.9	NO
5	5 PFHxA	313.2 > 268.9	1.37e3	4.28e3		3.19	3.02	1.60	1.03	102.6	NO
6	6 PFPeS	349.1>80.1	3.22e2	1.77e3		3.39	3.22	2.28	1.20	119.8	NO
7	7 PFHpA	363.0 > 318.9	1.19e3	1.06e4		3.81	3.64	1.39	1.05	105.1	NO
8	8 L-PFHxS	398.9 > 79.6	2.19e2	1.19e3		3.85	3.78	2.31	1.30	129.8	NO
9	10 6:2 FTS	427.1 > 407	3.60e2	1.52e4		4.28	4.10	0.296	1.29	129.4	NO
10	11 L-PFOA	413 > 368.7	1.53e3	1.52e4		4.22	4.16	1.26	1.27	127.2	NO
11	13 PFHpS	449 > 80.0	2.80e2	1.52e4		4.44	4.26	0.231	1.13	113.2	NO
12	14 PFNA	463.0 > 418.8	1.51e3	1.41e4		4.76	4.59	1.34	1.01	100.8	NO
13	15 PFOSA	498.1 > 77.8	3.62e2	3.53e3		4.83	4.65	1.28	1.22	121.8	NO
14	16 L-PFOS	499 > 79.9	2.75e2	3.92e3		4.74	4.67	0.877	0.880	88.0	NO
15	18 PFDA	513 > 468.8	2.25e3	1.67e4		5.14	4.96	1.68	1.24	124.1	NO
16	19 8:2 FTS	527 > 506.9	3.32e2	1.52e4		5.12	4.93	0.273	1.37	137.1	YES (A)
17	20 PFNS	549.1>80.1	2.39e2	3.92e3		5.08	5.02	0.763	0.850	85.0	NO
18	21 N-MeFOSAA	570.1 > 419	5.39e2	6.37e3		5.29	5.12	1.06	0.821	82.1	NO
19	22 N-EtFOSAA	584.2 > 419	5.44e2	7.12e3		5.45	5.27	0.956	0.929	92.9	NO
20	23 PFUdA	563.0 > 518.9	1.83e3	1.62e4		5.46	5.28	1.41	1.30	129.9	NO
21	24 PFDS	598.8 > 80	3.42e2	1.62e4		5.51	5.33	0.264	1.12	112.2	NO
22	25 PFDoA	612.9 > 569.0	1.53e3	1.66e4		5.74	5.57	1.15	0.950	95.0	NO
23	26 N-MeFOSA	512.1 > 168.9	8.03e2	2.10e4		5.84	5.70	5.73	5.64	112.7	NO
24	27 PFTTrDA	662.9 > 618.9	1.58e3	1.66e4		5.98	5.82	1.19	1.14	114.3	NO
25	28 PFTeDA	712.9 > 668.8	1.46e3	7.31e3		6.20	6.03	2.50	0.960	96.0	NO
26	29 N-EtFOSA	526.1 > 168.9	1.05e3	3.22e4		6.22	6.12	4.88	5.08	101.5	NO
27	30 PFHxDA	813.1 > 768.6	7.06e2	5.67e3		6.51	6.38	0.622	0.808	80.8	NO
28	31 PFOA	913.1 > 868.8	1.06e3	5.67e3		6.74	6.62	0.933	1.06	106.2	NO
29	32 N-MeFOSE	616.1 > 58.9	1.08e3	2.85e4		6.31	6.28	5.68	5.61	112.2	NO
30	33 N-EtFOSE	630.1 > 58.9	9.85e2	2.26e4		6.45	6.43	6.55	5.12	102.3	NO
31	34 13C3-PFBA	216.1 > 171.8	8.50e3	1.02e4	0.906	1.46	1.29	10.4	11.5	92.0	NO

*DM  
2/23/19*

Dataset: F:\Projects\PFAS.PRO\Results\180222M1\180222M1-68.qld

Last Altered: Friday, February 23, 2018 11:15:18 Pacific Standard Time

Printed: Friday, February 23, 2018 13:42:02 Pacific Standard Time

Name: 180222M1\_68, Date: 23-Feb-2018, Time: 03:15:55, ID: ST180222M1-14 PFC CS0 18B0812, Description: PFC CS0 18B0812

#	Name	Trace	Area	IS Area	RRF	Pred.RT	RT	y Axis Resp.	Conc.	%Rec	Recovery	Out
32	35	13C3-PFPeA	266. > 221.8	1.36e4	1.48e4	0.917	2.42	2.25	11.5	12.5	100.2	NO
33	36	13C3-PFBS	302. > 98.8	1.77e3	1.48e4	0.120	2.69	2.53	1.49	12.4	99.2	NO
34	37	13C2-PFHxA	315 > 269.8	4.28e3	1.48e4	0.760	3.19	3.02	3.61	4.75	95.0	NO
35	38	13C4-PFHpA	367.2 > 321.8	1.06e4	1.48e4	0.729	3.81	3.64	8.97	12.3	98.4	NO
36	39	18O2-PFHxS	403.0 > 102.6	1.19e3	3.87e3	0.367	3.96	3.79	3.84	10.5	83.7	NO
37	40	13C2-PFOA	414.9 > 369.7	1.52e4	1.43e4	1.225	4.33	4.16	13.2	10.8	86.4	NO
38	41	13C5-PFNA	468.2 > 422.9	1.41e4	1.76e4	0.936	4.76	4.59	10.1	10.7	86.0	NO
39	42	13C8-PFOSA	506.1 > 77.7	3.53e3	1.75e4	0.235	4.83	4.65	2.53	10.7	85.9	NO
40	43	13C8-PFOS	507.0 > 79.9	3.92e3	3.86e3	1.018	4.84	4.67	12.7	12.4	99.6	NO
41	44	13C2-PFDA	515.1 > 469.9	1.67e4	1.71e4	0.977	5.14	4.96	12.2	12.5	100.1	NO
42	45	d3-N-MeFOSAA	573.3 > 419	6.37e3	1.75e4	0.405	5.29	5.11	4.56	11.3	90.1	NO
43	46	d5-N-EtFOSAA	589.3 > 419	7.12e3	1.75e4	0.419	5.45	5.26	5.09	12.2	97.3	NO
44	47	13C2-PFUdA	565 > 519.8	1.62e4	1.75e4	1.045	5.46	5.29	11.6	11.1	88.7	NO
45	48	13C2-PFDoA	615.0 > 569.7	1.66e4	1.75e4	0.832	5.74	5.57	11.9	14.3	114.2	NO
46	49	d3-N-MeFOSA	515.2 > 168.9	2.10e4	1.75e4	0.109	5.84	5.73	15.0	138	92.0	NO
47	50	13C2-PFTeDA	714.8 > 669.6	7.31e3	1.75e4	0.313	6.20	6.03	5.23	16.7	133.5	NO
48	51	d5-N-ETFOSA	531.1 > 168.9	3.22e4	1.75e4	0.160	6.22	6.14	23.1	144	96.0	NO
49	52	13C2-PFHxDA	815 > 769.7	5.67e3	1.75e4	0.648	6.51	6.38	4.06	6.26	125.2	NO
50	53	d7-N-MeFOSE	623.1 > 58.9	2.85e4	1.75e4	0.150	6.31	6.27	20.4	136	90.9	NO
51	54	d9-N-EtFOSE	639.2 > 58.8	2.26e4	1.75e4	0.142	6.45	6.42	16.2	114	76.0	NO
52	55	13C4-PFBA	217. > 171.8	1.02e4	1.02e4	1.000	1.46	1.29	12.5	12.5	100.0	NO
53	56	13C5-PFHxA	318 > 272.9	1.48e4	1.48e4	1.000	3.19	3.02	12.5	12.5	100.0	NO
54	57	13C3-PFHxS	401.9 > 79.9	3.87e3	3.87e3	1.000	3.96	3.78	12.5	12.5	100.0	NO
55	58	13C8-PFOA	421.3 > 376	1.43e4	1.43e4	1.000	4.33	4.16	12.5	12.5	100.0	NO
56	59	13C9-PFNA	472.2 > 426.9	1.76e4	1.76e4	1.000	4.70	4.59	12.5	12.5	100.0	NO
57	60	13C4-PFOS	503 > 79.9	3.86e3	3.86e3	1.000	4.84	4.67	12.5	12.5	100.0	NO
58	61	13C6-PFDA	519.1 > 473.7	1.71e4	1.71e4	1.000	5.14	4.96	12.5	12.5	100.0	NO
59	62	13C7-PFUdA	570.1 > 524.8	1.75e4	1.75e4	1.000	5.46	5.29	12.5	12.5	100.0	NO

Dataset: Untitled

Last Altered: Friday, February 23, 2018 13:46:24 Pacific Standard Time

Printed: Friday, February 23, 2018 13:46:39 Pacific Standard Time

Method: F:\Projects\PFAS.PRO\MethDB\PFAS\_FULL\_80C\_022218.mdb 23 Feb 2018 08:58:55

Calibration: F:\Projects\PFAS.PRO\CurveDB\C18\_VAL-PFAS\_Q4\_02-22-18-FULL.cdb 23 Feb 2018 10:57:03

Compound name: PFBA

	Name	ID	Acq.Date	Acq.Time
1	180222M1_1	IPA	22-Feb-18	14:27:15
2	180222M1_2	ST180222M1-1 PFC CS-2 18B0810	22-Feb-18	14:38:45
3	180222M1_3	ST180222M1-2 PFC CS-1 18B0811	22-Feb-18	14:50:11
4	180222M1_4	ST180222M1-3 PFC CS0 18B0812	22-Feb-18	15:01:42
5	180222M1_5	ST180222M1-4 PFC CS1 18B0813	22-Feb-18	15:13:09
6	180222M1_6	ST180222M1-5 PFC CS2 18B0814	22-Feb-18	15:24:36
7	180222M1_7	ST180222M1-6 PFC CS3 18B0815	22-Feb-18	15:36:03
8	180222M1_8	ST180222M1-7 PFC CS4 18B0816	22-Feb-18	15:47:29
9	180222M1_9	ST180222M1-8 PFC CS5 18B0817	22-Feb-18	15:58:59
10	180222M1_10	ST180222M1-9 PFC CS6 18B0818	22-Feb-18	16:10:28
11	180222M1_11	ST180222M1-10 PFC CS7 18B0819	22-Feb-18	16:21:58
12	180222M1_12	IPA	22-Feb-18	16:33:27
13	180222M1_13	ICV180222M1-1 PFC ICV 18B0809	22-Feb-18	16:44:56
14	180222M1_14	IPA	22-Feb-18	16:56:25
15	180222M1_15	1702096-01@5X 980560360 3	22-Feb-18	17:07:55
16	180222M1_16	B8B0074-BS1 OPR 1	22-Feb-18	17:19:19
17	180222M1_17	1800268-03 WI-AF-SB614P-0102-0118 1.28	22-Feb-18	17:30:45
18	180222M1_18	1800268-05 WI-AF-SB612-0204-0118 1.25	22-Feb-18	17:42:12
19	180222M1_19	1800268-07 WI-AF-SB612-6870-0118 1.3	22-Feb-18	17:53:39
20	180222M1_20	1800268-08 WI-AF-SB613-000H-0118 1.39	22-Feb-18	18:05:07
21	180222M1_21	1800268-09 WI-AF-SB613-0H02-0118 1.34	22-Feb-18	18:16:37
22	180222M1_22	1800268-10 WI-AF-SB613-03H04H-0118 1.2	22-Feb-18	18:28:07
23	180222M1_23	1800268-11 WI-AF-SB613-5657H-0118 1.23	22-Feb-18	18:39:37
24	180222M1_24	1800268-12 WI-AF-SB607-000H-0118 1.06	22-Feb-18	18:51:06
25	180222M1_25	1800268-13 WI-AF-SB607P-000H-0118 1.34	22-Feb-18	19:02:36
26	180222M1_26	IPA 2	22-Feb-18	19:14:05
27	180222M1_27	ST180222M1-11 PFC CS3 18B0815	22-Feb-18	19:25:36
28	180222M1_28	IPA on 2/23/18	22-Feb-18	19:37:02
29	180222M1_29	1800268-14 WI-AF-SB607-0203-0118 1.22	22-Feb-18	19:48:35
30	180222M1_30	1800268-15 WI-AF-SB607-0405-0118 1.01	22-Feb-18	20:00:00
31	180222M1_31	1800268-16 WI-AF-SB607-1011-0118 1.26	22-Feb-18	20:11:27

Dataset: Untitled

Last Altered: Friday, February 23, 2018 13:46:24 Pacific Standard Time  
 Printed: Friday, February 23, 2018 13:46:39 Pacific Standard Time

Compound name: PFBA

	Name	ID	Acq Date	Acq Time
32	180222M1_32	1800268-17 WI-AF-SB610-3940-0118 1.1	22-Feb-18	20:22:53
33	180222M1_33	1800268-18 WI-AF-SB610P-3940-0118 1.22	22-Feb-18	20:34:20
34	180222M1_34	B8B0095-BS1 OPR 0.25	22-Feb-18	20:45:50
35	180222M1_35	B8B0095-BSD1 LCSD 0.25	22-Feb-18	20:57:17
36	180222M1_36	B8B0095-BLK1 Method Blank 0.25	22-Feb-18	21:08:47
37	180222M1_37	1800273-05RE1 MCA-EB-02 0.24963	22-Feb-18	21:20:16
38	180222M1_38	1800279-01RE1 REEPDW150 0.11792	22-Feb-18	21:31:46
39	180222M1_39	1800294-03 GW1802071620AB 0.25388	22-Feb-18	21:43:15
40	180222M1_40	B8B0106-BS1 OPR 0.25	22-Feb-18	21:54:45
41	180222M1_41	B8B0106-BSD1 LCSD 0.25	22-Feb-18	22:06:12
42	180222M1_42	B8B0106-BLK1 Method Blank 0.25	22-Feb-18	22:17:42
43	180222M1_43	1800305-01 REEPDW164 0.11246	22-Feb-18	22:29:11
44	180222M1_44	1800305-02 REEPDW165 0.11853	22-Feb-18	22:40:41
45	180222M1_45	IPA	22-Feb-18	22:52:11
46	180222M1_46	ST180222M1-12 PFC CS3 18B0815	22-Feb-18	23:03:38
47	180222M1_47	IPA <i>am 2/23/18</i>	22-Feb-18	23:15:08
48	180222M1_48	1800305-03 REEPDW166 0.11597	22-Feb-18	23:26:35
49	180222M1_49	1800305-04 REEPDW167 0.09912	22-Feb-18	23:38:05
50	180222M1_50	1800305-05 REEPDW168 0.11911	22-Feb-18	23:49:32
51	180222M1_51	1800305-06 REEPDW169 0.11678	23-Feb-18	00:01:01
52	180222M1_52	1800305-07 REEPDW170 0.1136	23-Feb-18	00:12:31
53	180222M1_53	1800305-08 REEPDW516 0.12039	23-Feb-18	00:23:58
54	180222M1_54	1800305-09 REEPDW171 0.1205	23-Feb-18	00:35:28
55	180222M1_55	1800305-10 REEPDW172 0.11734	23-Feb-18	00:46:55
56	180222M1_56	1800305-11 REEPDW173 0.11855	23-Feb-18	00:58:22
57	180222M1_57	IPA	23-Feb-18	01:09:49
58	180222M1_58	ST180222M1-13 PFC CS3 18B0815	23-Feb-18	01:21:16
59	180222M1_59	IPA <i>am 2/23/18</i>	23-Feb-18	01:32:45
60	180222M1_60	B8B0036-BS1 OPR 1	23-Feb-18	01:44:15
61	180222M1_61	B8B0036-BLK1 Method Blank 1	23-Feb-18	01:55:45
62	180222M1_62	B8B0036-MS1 Matrix Spike 1.36	23-Feb-18	02:07:06
63	180222M1_63	B8B0036-MSD1 Matrix Spike Dup 1.45	23-Feb-18	02:18:33
64	180222M1_64	1800177-01 YEAGR-01-SB01-00-02 1.23	23-Feb-18	02:30:00
65	180222M1_65	1800177-02 YEAGR-01-SB02-00-02 1.16	23-Feb-18	02:41:29

Dataset: Untitled

Last Altered: Friday, February 23, 2018 13:46:24 Pacific Standard Time

Printed: Friday, February 23, 2018 13:46:39 Pacific Standard Time

Compound name: PFBA

	Name	ID	Acq. Date	Acq. Time
66	180222M1_66	1800177-03 YEAGR-01-SB03-00-02 1.15	23-Feb-18	02:52:58
67	180222M1_67	IPA	23-Feb-18	03:04:28
68	180222M1_68	ST180222M1-14 PFC CS0 18B0812	23-Feb-18	03:15:55
69	180222M1_69	IPA	23-Feb-18	03:27:24
70	180222M1_70	1800177-04 YEAGR-01-SB03-08-10 1.15	23-Feb-18	03:38:53
71	180222M1_71	1800177-05 YEAGR-06-SD01-0-0.5 1.49	23-Feb-18	03:50:23
72	180222M1_72	1800177-07 YEAGR-09-SB01-00-02 1.15	23-Feb-18	04:01:50
73	180222M1_73	1800177-08 YEAGR-09-SB01-08-10 1.16	23-Feb-18	04:13:17
74	180222M1_74	1800177-09 YEAGR-09-SB02-00-02 1.14	23-Feb-18	04:24:43
75	180222M1_75	1800177-10 YEAGR-09-SB02-08-10 1.18	23-Feb-18	04:36:10
76	180222M1_76	1800177-11 YEAGR-09-SB03-01-03 1.32	23-Feb-18	04:47:39
77	180222M1_77	1800177-12 YEAGR-09-SB03-08-10 1.12	23-Feb-18	04:59:06
78	180222M1_78	1800195-01 PITTS-22-SB03-0-2 1.13	23-Feb-18	05:10:36
79	180222M1_79	1800195-02 PITTS-22-SB03-6-8 1.15	23-Feb-18	05:22:06
80	180222M1_80	IPA	23-Feb-18	05:33:33
81	180222M1_81	ST180222M1-15 PFC CS3 18B0815	23-Feb-18	05:45:03
82	180222M1_82	IPA <i>am 2/23/18</i>	23-Feb-18	05:56:32
83	180222M1_83	1800195-12 PITTS-SO-DUP06-011918 1.18	23-Feb-18	06:08:02
84	180222M1_84	1800195-13 PITTS-22-SB01-0-2 1.14	23-Feb-18	06:19:32
85	180222M1_85	1800195-14 PITTS-22-SB01-5-7 1.14	23-Feb-18	06:30:58
86	180222M1_86	1800195-15 PITTS-22-SB02-0-2 1.14	23-Feb-18	06:42:28
87	180222M1_87	1800195-16 PITTS-22-SB02-4-6 1.17	23-Feb-18	06:53:58
88	180222M1_88	1800195-17 PITTS-23-SB03-0-2 1.16	23-Feb-18	07:05:25
89	180222M1_89	1800195-18 PITTS-23-SB03-5-6 1.16	23-Feb-18	07:16:55
90	180222M1_90	B8B0071-BS1 OPR 0.125	23-Feb-18	07:28:22
91	180222M1_91	B8B0071-BLK1 Method Blank 0.125	23-Feb-18	07:39:52
92	180222M1_92	B8B0071-MS1 Matrix Spike 0.11146	23-Feb-18	07:51:19
93	180222M1_93	B8B0071-MSD1 Matrix Spike Dup 0.11331	23-Feb-18	08:02:49
94	180222M1_94	1800284-01 OF-RW65-0218 0.10925	23-Feb-18	08:14:18
95	180222M1_95	1800284-02 OF-RW65P-0218 0.11249	23-Feb-18	08:25:48
96	180222M1_96	1800284-03 OF-FB65-0218 0.11816	23-Feb-18	08:37:17
97	180222M1_97	1800284-04 OF-RW49-0218 0.11012	23-Feb-18	08:48:47
98	180222M1_98	1800284-05 OF-FB49-0218 0.1157	23-Feb-18	09:00:16
99	180222M1_99	IPA	23-Feb-18	09:11:45

Dataset: Untitled

Last Altered: Friday, February 23, 2018 13:46:24 Pacific Standard Time

Printed: Friday, February 23, 2018 13:46:39 Pacific Standard Time

Compound name: PFBA

	Name	ID	Acq.Date	Acq.Time
100	180222M1_100	ST180222M1-16 PFC CS3 18B0815	23-Feb-18	09:23:15
101	180222M1_101	IPA <i>on 2/23/18</i>	23-Feb-18	09:34:44
102	180222M1_102	1800284-06 OF-RW41-0218 0.11145	23-Feb-18	09:46:11
103	180222M1_103	1800284-07 OF-FB41-0218 0.11326	23-Feb-18	09:57:38
104	180222M1_104	1800284-08 OF-RW11-0218 0.11113	23-Feb-18	10:09:05
105	180222M1_105	1800284-09 OF-FB11-0218 0.1129	23-Feb-18	10:20:35
106	180222M1_106	1800284-10 OF-RW25-0218 0.11538	23-Feb-18	10:32:04
107	180222M1_107	1800284-11 OF-FB25-0218 0.11705	23-Feb-18	10:43:34
108	180222M1_108	1800284-12 OF-RW12-0218 0.11375	23-Feb-18	10:55:03
109	180222M1_109	1800284-13 OF-FB12-0218 0.11329	23-Feb-18	11:06:33
110	180222M1_110	1800284-14 OF-RW09-0218 0.10888	23-Feb-18	11:18:03
111	180222M1_111	1800284-15 OF-FB09-0218 0.11462	23-Feb-18	11:29:32
112	180222M1_112	1800284-16 OF-RW31-0218 0.11398	23-Feb-18	11:41:02
113	180222M1_113	1800284-17 OF-FB31-0218 0.11726	23-Feb-18	11:52:29
114	180222M1_114	B8B0072-BS1 OPR 1	23-Feb-18	12:03:58
115	180222M1_115	B8B0072-BLK1 Method Blank 1	23-Feb-18	12:15:27
116	180222M1_116	1800205-01 PFAS in Soil, 462, Soil 101 1.04	23-Feb-18	12:26:58
117	180222M1_117	1800179-07 YEAGR-04-SB02-08-10 1.11	23-Feb-18	12:38:27
118	180222M1_118	IPA <i>2 7</i>	23-Feb-18	12:49:57
119	180222M1_119	ST180222M1-17 PFC CS3 18B0815	23-Feb-18	13:01:25
120	180222M1_120	IPA <i>on 2/23/18 on 2/23/18</i>	23-Feb-18	13:12:55

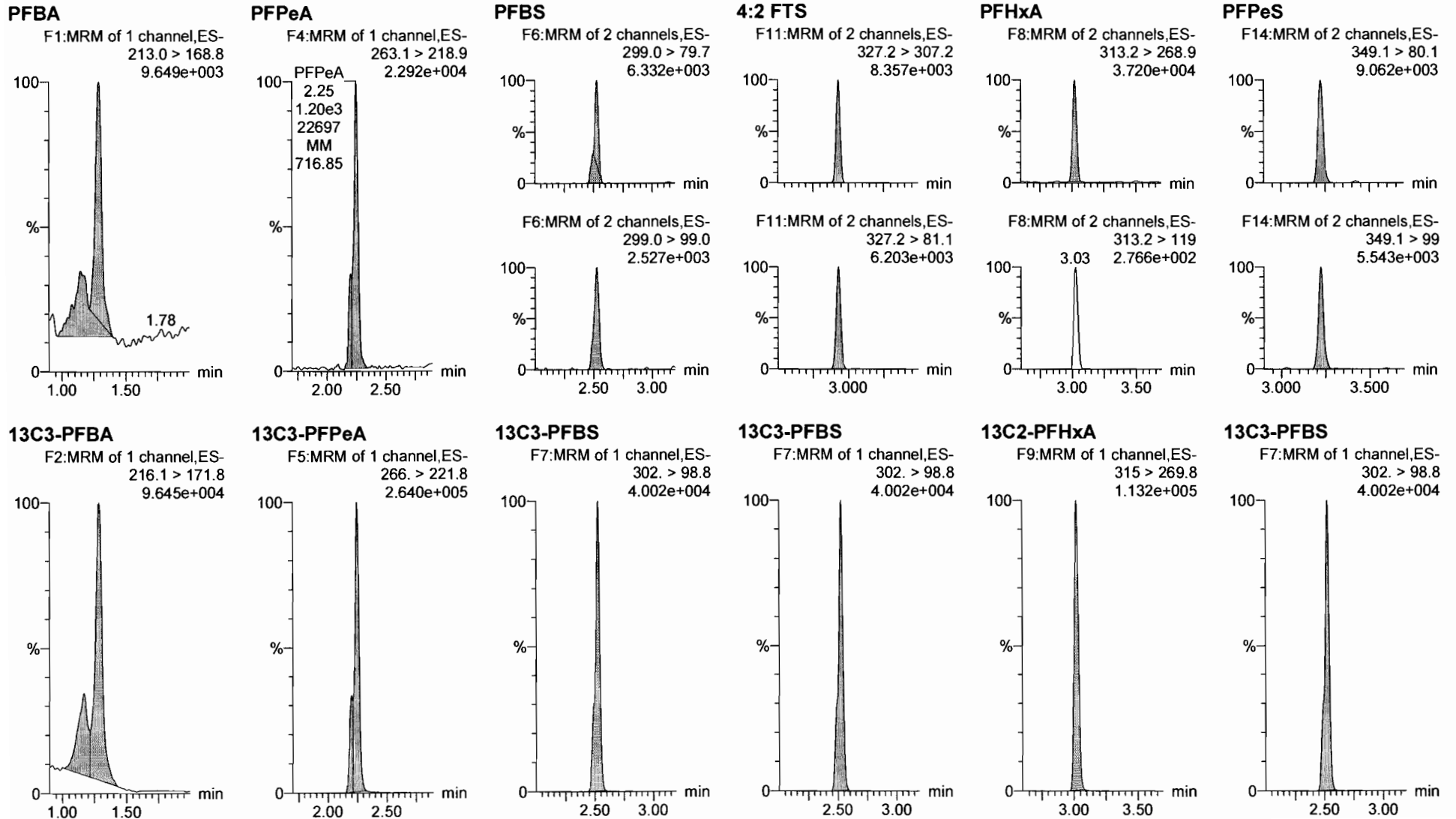


Dataset: F:\Projects\PFAS.PRO\Results\180222M1\180222M1-68.qld

Last Altered: Friday, February 23, 2018 11:15:18 Pacific Standard Time  
Printed: Friday, February 23, 2018 13:42:02 Pacific Standard Time

Method: F:\Projects\PFAS.PRO\MethDB\PFAS\_FULL\_80C\_022218.mdb 23 Feb 2018 08:58:55  
Calibration: F:\Projects\PFAS.PRO\CurveDB\C18\_VAL-PFAS\_Q4\_02-22-18-FULL.cdb 23 Feb 2018 10:57:03

Name: 180222M1\_68, Date: 23-Feb-2018, Time: 03:15:55, ID: ST180222M1-14 PFC CS0 18B0812, Description: PFC CS0 18B0812



Dataset: F:\Projects\PFAS.PRO\Results\180222M1\180222M1-68.qld

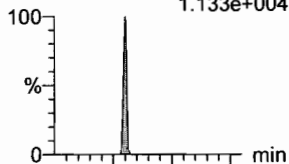
Last Altered: Friday, February 23, 2018 11:15:18 Pacific Standard Time

Printed: Friday, February 23, 2018 13:42:02 Pacific Standard Time

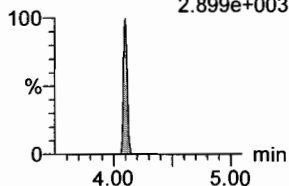
Name: 180222M1\_68, Date: 23-Feb-2018, Time: 03:15:55, ID: ST180222M1-14 PFC CS0 18B0812, Description: PFC CS0 18B0812

**6:2 FTS**

F23:MRM of 2 channels,ES-  
427.1 > 407  
1.133e+004

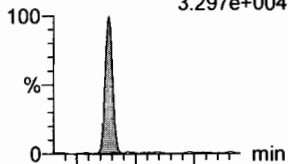


F23:MRM of 2 channels,ES-  
427.1 > 80  
2.899e+003

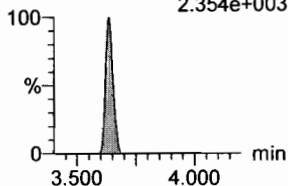


**PFHpA**

F15:MRM of 2 channels,ES-  
363.0 > 318.9  
3.297e+004




F15:MRM of 2 channels,ES-  
363.0 > 169.0  
2.354e+003

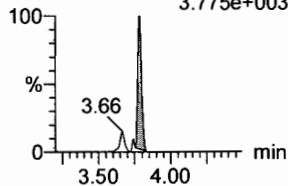


**L-PFHxS**

F17:MRM of 2 channels,ES-  
398.9 > 79.6  
5.232e+003

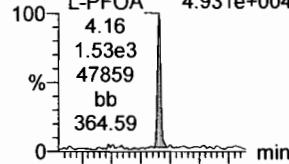


F17:MRM of 2 channels,ES-  
398.9 > 99.0  
3.775e+003

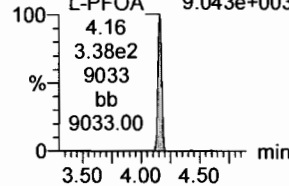


**L-PFOA**

F20:MRM of 2 channels,ES-  
413 > 368.7  
4.931e+004

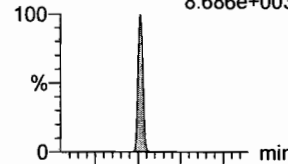


F20:MRM of 2 channels,ES-  
413 > 169  
9.043e+003

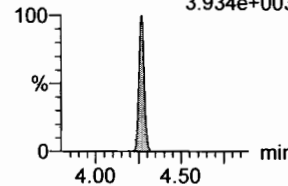


**PFHpS**

F25:MRM of 2 channels,ES-  
449 > 80.0  
8.686e+003

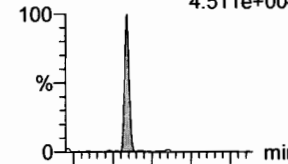


F25:MRM of 2 channels,ES-  
449 > 98.7  
3.934e+003

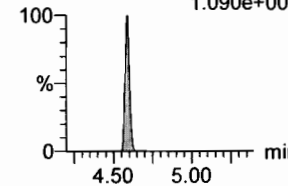


**PFNA**

F26:MRM of 2 channels,ES-  
463.0 > 418.8  
4.511e+004

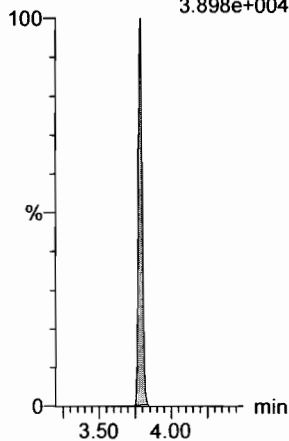


F26:MRM of 2 channels,ES-  
463.0 > 219.0  
1.090e+004



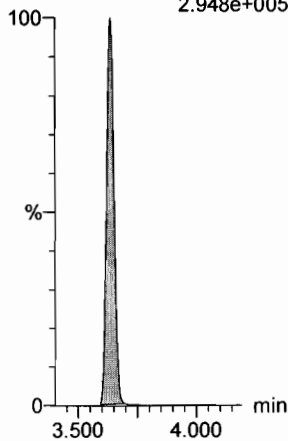
**1802-PFHxS**

F19:MRM of 1 channel,ES-  
403.0 > 102.6  
3.898e+004



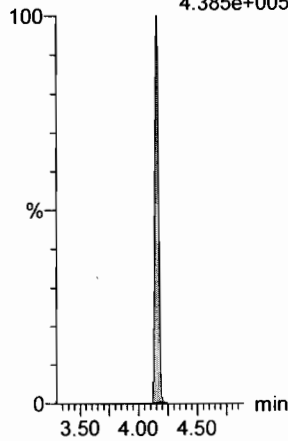
**13C4-PFHpA**

F16:MRM of 1 channel,ES-  
367.2 > 321.8  
2.948e+005



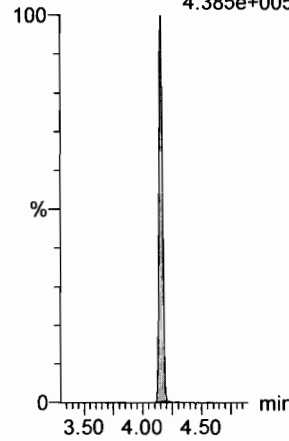
**13C2-PFOA**

F21:MRM of 1 channel,ES-  
414.9 > 369.7  
4.385e+005



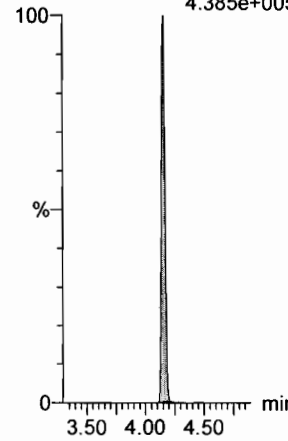
**13C2-PFOA**

F21:MRM of 1 channel,ES-  
414.9 > 369.7  
4.385e+005



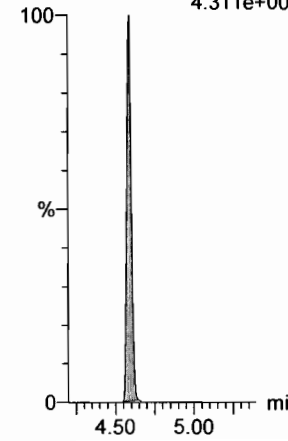
**13C2-PFOA**

F21:MRM of 1 channel,ES-  
414.9 > 369.7  
4.385e+005



**13C5-PFNA**

F27:MRM of 1 channel,ES-  
468.2 > 422.9  
4.311e+005

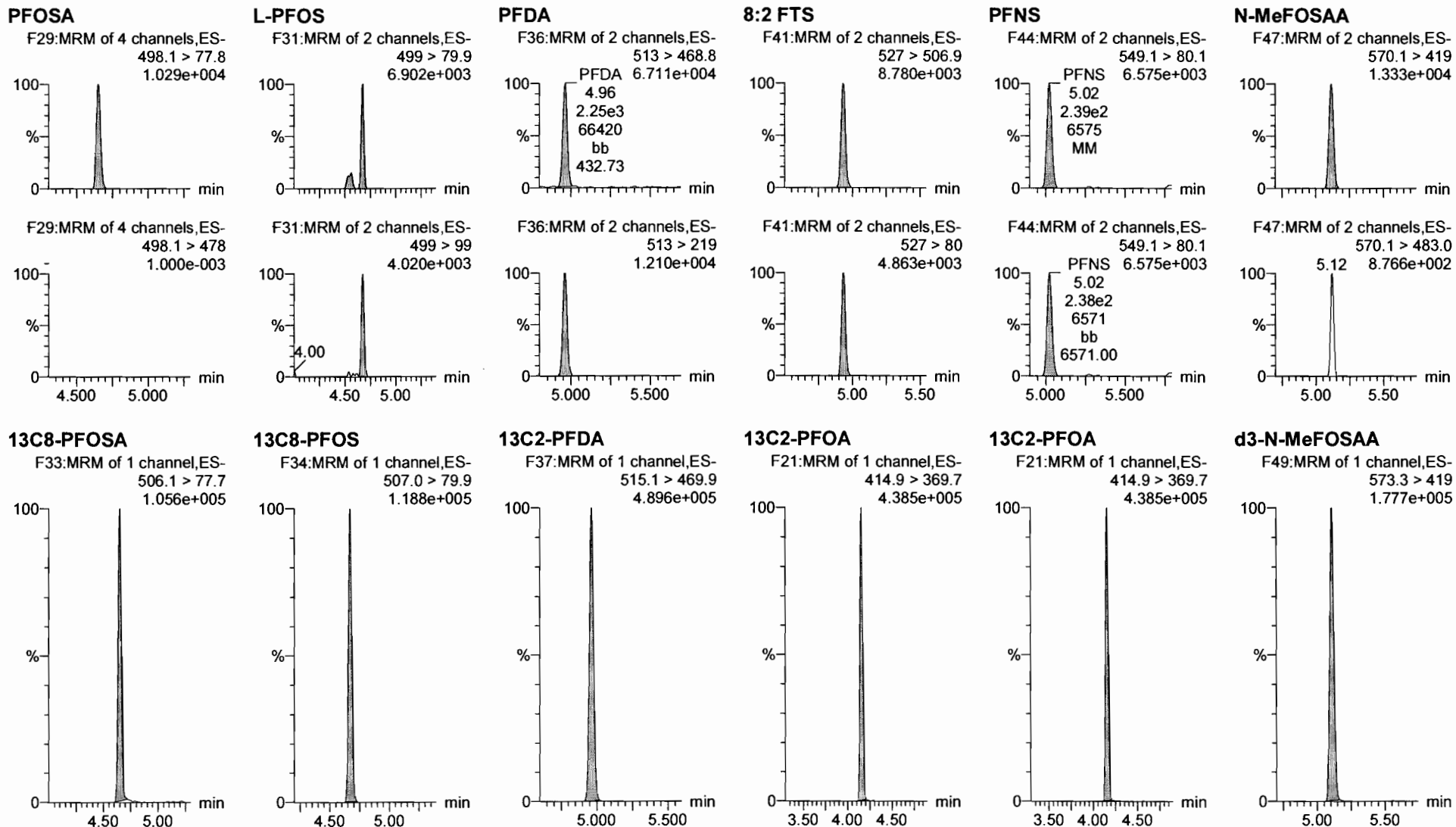


Dataset: F:\Projects\PFAS.PRO\Results\180222M1\180222M1-68.qld

Last Altered: Friday, February 23, 2018 11:15:18 Pacific Standard Time

Printed: Friday, February 23, 2018 13:42:02 Pacific Standard Time

Name: 180222M1\_68, Date: 23-Feb-2018, Time: 03:15:55, ID: ST180222M1-14 PFC CS0 18B0812, Description: PFC CS0 18B0812



Dataset: F:\Projects\PFAS.PRO\Results\180222M1\180222M1-68.qld

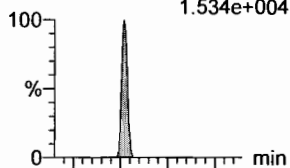
Last Altered: Friday, February 23, 2018 11:15:18 Pacific Standard Time

Printed: Friday, February 23, 2018 13:42:02 Pacific Standard Time

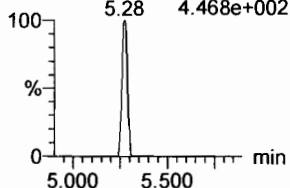
Name: 180222M1\_68, Date: 23-Feb-2018, Time: 03:15:55, ID: ST180222M1-14 PFC CS0 18B0812, Description: PFC CS0 18B0812

**N-EtFOSAA**

F50:MRM of 2 channels,ES-  
584.2 > 419  
1.534e+004

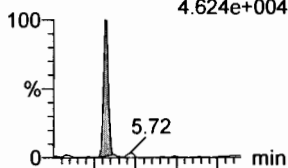


F50:MRM of 2 channels,ES-  
584.2 > 483.0  
4.468e+002

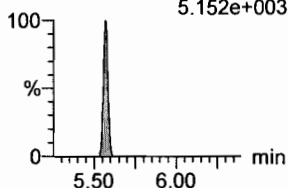


**PFDoA**

F53:MRM of 4 channels,ES-  
612.9 > 569.0  
4.624e+004

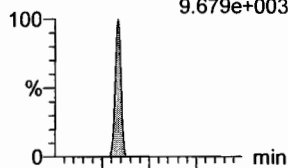


F53:MRM of 4 channels,ES-  
612.9 > 318.8  
5.152e+003

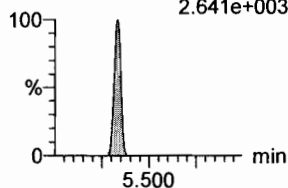


**PFDS**

F52:MRM of 2 channels,ES-  
598.8 > 80  
9.679e+003

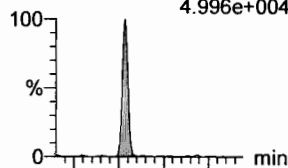


F52:MRM of 2 channels,ES-  
598.8 > 98.7  
2.641e+003

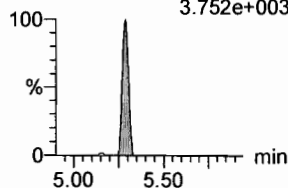


**PFUdA**

F45:MRM of 2 channels,ES-  
563.0 > 518.9  
4.996e+004

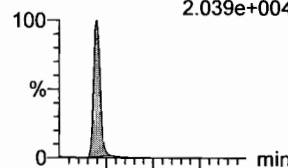


F45:MRM of 2 channels,ES-  
563.0 > 269  
3.752e+003

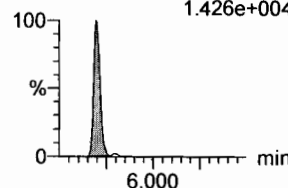


**N-MeFOSA**

F35:MRM of 2 channels,ES-  
512.1 > 168.9  
2.039e+004

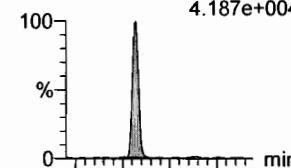


F35:MRM of 2 channels,ES-  
512.1 > 219  
1.426e+004

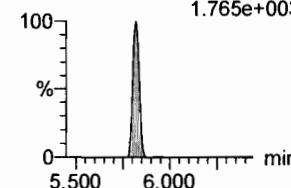


**PFTrDA**

F59:MRM of 2 channels,ES-  
662.9 > 618.9  
4.187e+004

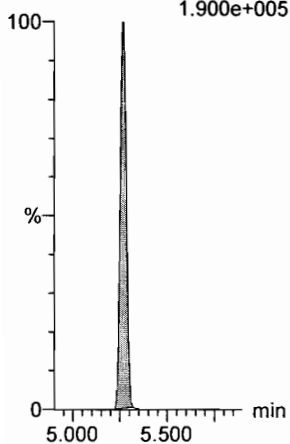


F59:MRM of 2 channels,ES-  
662.9 > 319  
1.765e+003



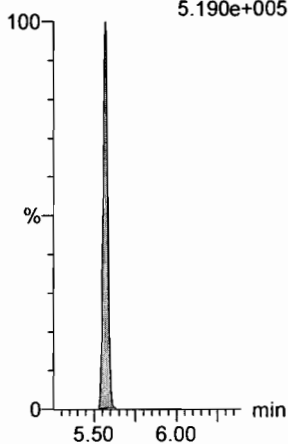
**d5-N-EtFOSAA**

F51:MRM of 1 channel,ES-  
589.3 > 419  
1.900e+005



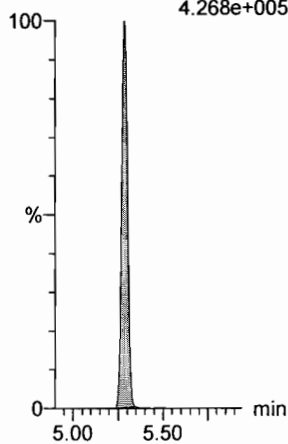
**13C2-PFDoA**

F54:MRM of 2 channels,ES-  
615.0 > 569.7  
5.190e+005



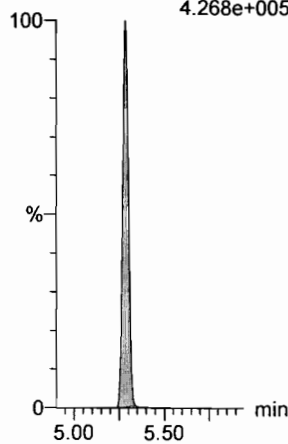
**13C2-PFUdA**

F46:MRM of 1 channel,ES-  
565 > 519.8  
4.268e+005



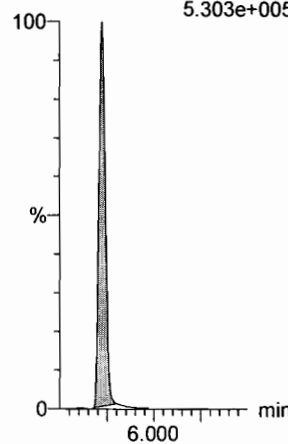
**13C2-PFUdA**

F46:MRM of 1 channel,ES-  
565 > 519.8  
4.268e+005



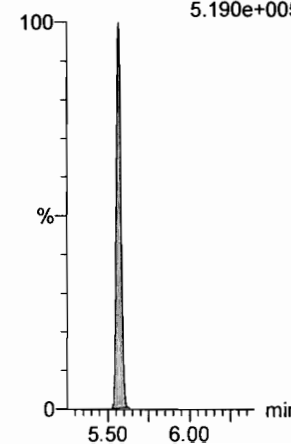
**d3-N-MeFOSA**

F38:MRM of 1 channel,ES-  
515.2 > 168.9  
5.303e+005



**13C2-PFDoA**

F54:MRM of 2 channels,ES-  
615.0 > 569.7  
5.190e+005



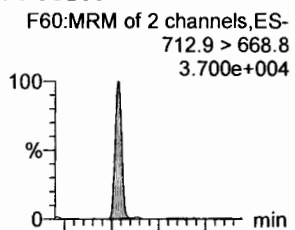
Dataset: F:\Projects\PFAS.PRO\Results\180222M1\180222M1-68.qld

Last Altered: Friday, February 23, 2018 11:15:18 Pacific Standard Time

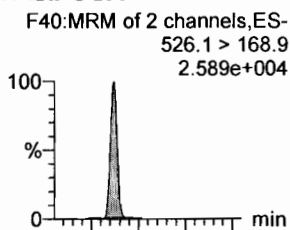
Printed: Friday, February 23, 2018 13:42:02 Pacific Standard Time

Name: 180222M1\_68, Date: 23-Feb-2018, Time: 03:15:55, ID: ST180222M1-14 PFC CS0 18B0812, Description: PFC CS0 18B0812

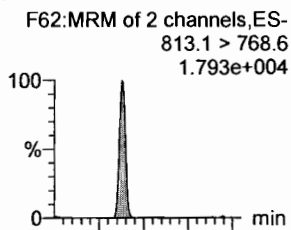
**PFTeDA**




**N-EtFOSA**



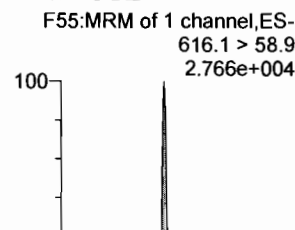
**PFHxDA**



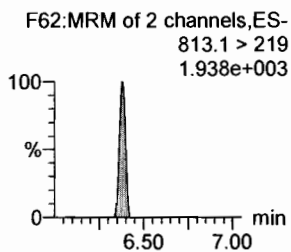
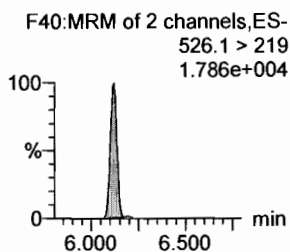
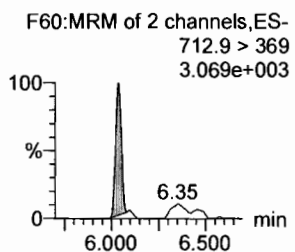
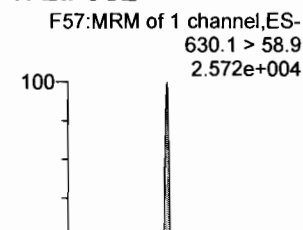
**PFODA**



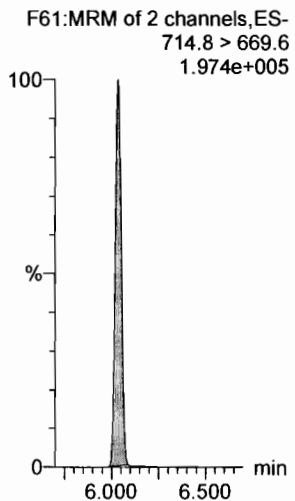
**N-MeFOSE**



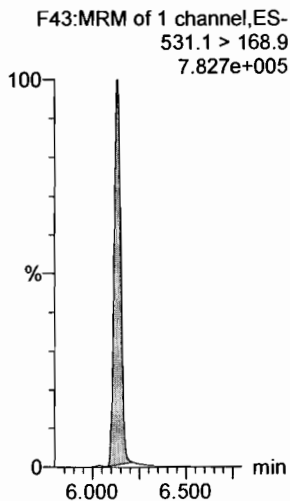
**N-EtFOSE**



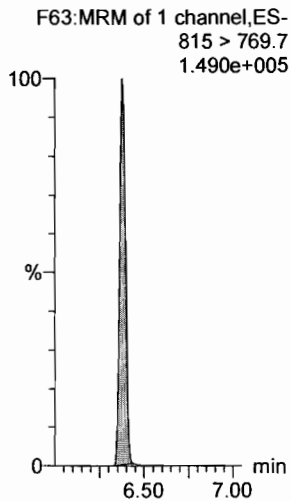
**13C2-PFTeDA**



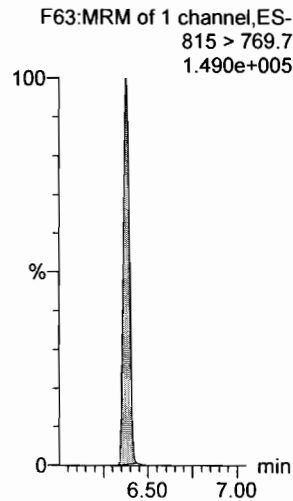
**d5-N-ETFOSA**



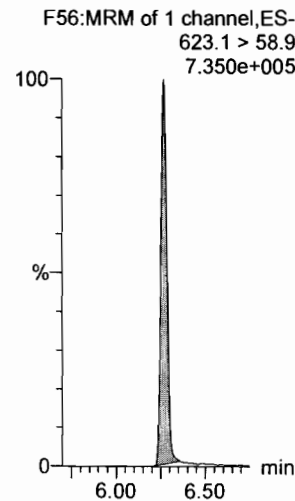
**13C2-PFHxDA**



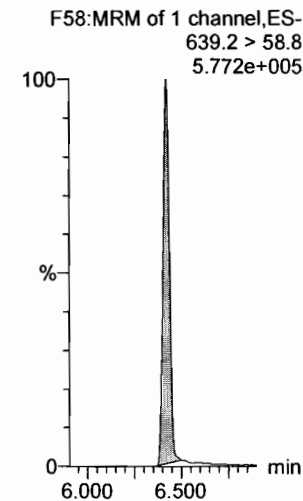
**13C2-PFHxDA**



**d7-N-MeFOSE**



**d9-N-EtFOSE**



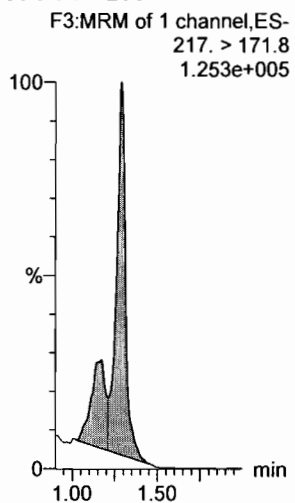
Dataset: F:\Projects\PFAS.PRO\Results\180222M1\180222M1-68.qld

Last Altered: Friday, February 23, 2018 11:15:18 Pacific Standard Time

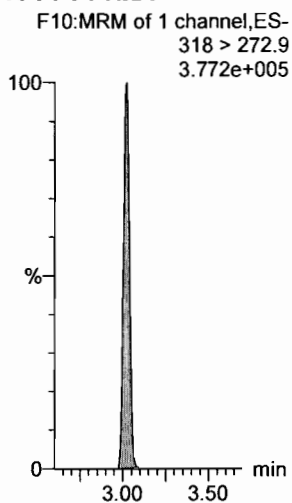
Printed: Friday, February 23, 2018 13:42:02 Pacific Standard Time

Name: 180222M1\_68, Date: 23-Feb-2018, Time: 03:15:55, ID: ST180222M1-14 PFC CS0 18B0812, Description: PFC CS0 18B0812

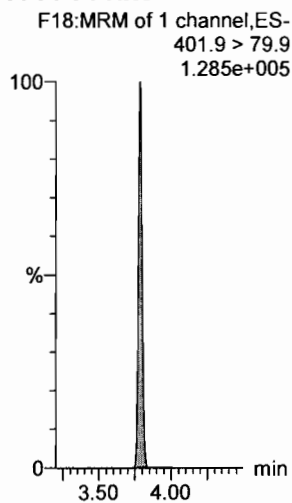
**13C4-PFBA**




**13C5-PFHxA**



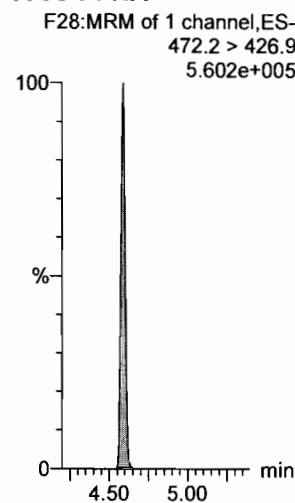
**13C3-PFHxS**



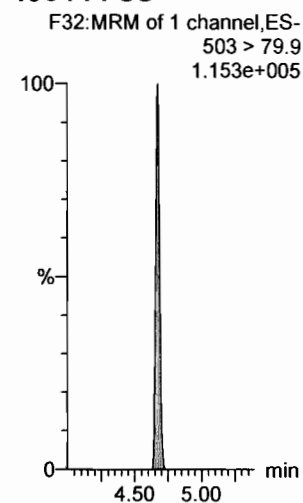
**13C8-PFOA**



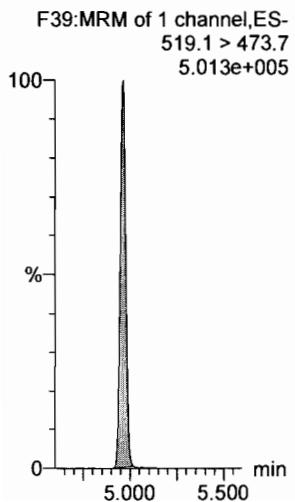
**13C9-PFNA**



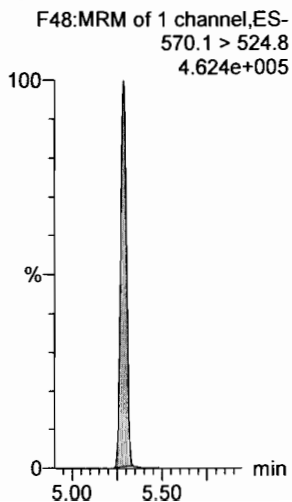
**13C4-PFOS**



**13C6-PFDA**



**13C7-PFUdA**



Dataset: F:\Projects\PFAS.PRO\Results\180222M1\180222M1-81.qld

Last Altered: Friday, February 23, 2018 11:22:37 Pacific Standard Time

Printed: Friday, February 23, 2018 13:42:20 Pacific Standard Time

*✓ JFA*  
*02/23/2018*

*(A) Above limit criteria*  
*(B) Below limit criteria*

Method: F:\Projects\PFAS.PRO\MethDB\PFAS\_FULL\_80C\_022218.mdb 23 Feb 2018 08:58:55

Calibration: F:\Projects\PFAS.PRO\CurveDB\C18\_VAL-PFAS\_Q4\_02-22-18-FULL.cdb 23 Feb 2018 10:57:03

Name: 180222M1\_81, Date: 23-Feb-2018, Time: 05:45:03, ID: ST180222M1-15 PFC CS3 18B0815, Description: PFC CS3 18B0815

*2*  
*2/23/18*

#	Name	Trace	Area	IS Area	RRF	Pred.RT	RT	y Axis Resp.	Conc.	%Rec	Recovery	Out
1	1 PFBA	213.0 > 168.8	9.48e3	1.03e4		1.46	1.28	11.6	9.84	98.4		NO
2	2 PFPeA	263.1 > 218.9	1.20e4	1.46e4		2.42	2.24	10.3	10.3	103.0		NO
3	3 PFBS	299.0 > 79.7	2.95e3	2.05e3		2.60	2.52	18.0	9.46	94.6		NO
4	4 4:2 FTS	327.2>307.2	2.54e3	2.05e3		3.00	2.92	15.5	9.54	95.4		NO
5	5 PFHxA	313.2 > 268.9	1.46e4	4.99e3		3.19	3.01	14.6	9.77	97.7		NO
6	6 PFPeS	349.1>80.1	3.39e3	2.05e3		3.39	3.21	20.7	10.9	109.2		NO
7	7 PFHpA	363.0 > 318.9	1.22e4	1.25e4		3.81	3.63	12.2	9.13	91.3		NO
8	8 L-PFHxS	398.9 > 79.6	2.07e3	1.46e3		3.85	3.78	17.8	9.73	97.3		NO
9	10 6:2 FTS	427.1 > 407	2.93e3	1.90e4		4.28	4.10	1.92	7.88	78.8		NO
10	11 L-PFOA	413 > 368.7	1.65e4	1.90e4		4.22	4.14	10.8	11.7	116.7		NO
11	13 PFHpS	449 > 80.0	3.23e3	1.90e4		4.44	4.26	2.12	9.11	91.1		NO
12	14 PFNA	463.0 > 418.8	1.63e4	1.51e4		4.76	4.58	13.5	10.8	107.6		NO
13	15 PFOSA	498.1 > 77.8	3.63e3	4.11e3		4.83	4.64	11.1	10.1	101.2		NO
14	16 L-PFOS	499 > 79.9	3.49e3	4.01e3		4.74	4.66	10.9	9.65	96.5		NO
15	18 PFDA	513 > 468.8	1.48e4	1.66e4		5.14	4.95	11.2	8.67	86.7		NO
16	19 8:2 FTS	527 > 506.9	3.28e3	1.90e4		5.12	4.93	2.15	9.66	96.6		NO
17	20 PFNS	549.1>80.1	2.81e3	4.01e3		5.08	5.02	8.76	10.2	102.4		NO
18	21 N-MeFOSAA	570.1 > 419	8.00e3	7.02e3		5.29	5.11	14.3	10.2	101.9		NO
19	22 N-EtFOSAA	584.2 > 419	6.80e3	6.90e3		5.45	5.26	12.3	11.0	109.7		NO
20	23 PFUdA	563.0 > 518.9	1.66e4	1.49e4		5.46	5.28	13.9	13.6	135.7		YES (A)
21	24 PFDS	598.8 > 80	3.80e3	1.49e4		5.51	5.32	3.19	12.2	122.0		NO
22	25 PFDoA	612.9 > 569.0	1.78e4	1.72e4		5.74	5.56	12.9	10.8	107.9		NO
23	26 N-MeFOSA	512.1 > 168.9	8.06e3	2.19e4		5.84	5.69	55.4	60.2	120.3		NO
24	27 PFTrDA	662.9 > 618.9	1.71e4	1.72e4		5.98	5.81	12.5	8.24	82.4		NO
25	28 PFTeDA	712.9 > 668.8	1.06e4	5.91e3		6.20	6.03	22.4	9.71	97.1		NO
26	29 N-EtFOSA	526.1 > 168.9	1.04e4	3.41e4		6.22	6.11	45.7	49.2	98.3		NO
27	30 PFHxDA	813.1 > 768.6	5.22e3	5.15e3		6.51	6.38	5.06	6.72	67.2		YES (A)
28	31 PFOA	913.1 > 868.8	8.54e3	5.15e3		6.74	6.61	8.29	9.77	97.7		NO
29	32 N-MeFOSE	616.1 > 58.9	1.11e4	2.47e4		6.31	6.27	67.4	64.2	128.4		NO
30	33 N-EtFOSE	630.1 > 58.9	1.38e4	3.43e4		6.45	6.42	60.5	49.8	99.6		NO
31	34 13C3-PFBA	216.1 > 171.8	1.03e4	1.16e4	0.906	1.46	1.28	11.1	12.2	97.9		NO

*(B)*  
*2/23/18*  
*2/23/18*

Dataset: F:\Projects\PFAS.PRO\Results\180222M1\180222M1-81.qld

Last Altered: Friday, February 23, 2018 11:22:37 Pacific Standard Time

Printed: Friday, February 23, 2018 13:42:20 Pacific Standard Time

Name: 180222M1\_81, Date: 23-Feb-2018, Time: 05:45:03, ID: ST180221M1-15 PFC CS3 18B0815, Description: PFC CS3 18B0815

	# Name	Trace	Area	IS Area	RRF	Pred.RT	RT	y Axis Resp.	Conc.	%Rec	Recovery Out
32	35 13C3-PFPeA	266. > 221.8	1.46e4	1.80e4	0.917	2.42	2.24	10.2	11.1	88.7	NO
33	36 13C3-PFBS	302. > 98.8	2.05e3	1.80e4	0.120	2.69	2.52	1.43	11.9	95.0	NO
34	37 13C2-PFHxA	315 > 269.8	4.99e3	1.80e4	0.760	3.19	3.01	3.47	4.57	91.4	NO
35	38 13C4-PFHpA	367.2 > 321.8	1.25e4	1.80e4	0.729	3.81	3.63	8.73	12.0	95.7	NO
36	39 18O2-PFHxS	403.0 > 102.6	1.46e3	4.22e3	0.367	3.96	3.78	4.32	11.8	94.1	NO
37	40 13C2-PFOA	414.9 > 369.7	1.90e4	1.49e4	1.225	4.33	4.15	16.0	13.0	104.2	NO
38	41 13C5-PFNA	468.2 > 422.9	1.51e4	1.66e4	0.936	4.76	4.58	11.3	12.1	97.0	NO
39	42 13C8-PFOSA	506.1 > 77.7	4.11e3	1.79e4	0.235	4.83	4.64	2.86	12.2	97.5	NO
40	43 13C8-PFOS	507.0 > 79.9	4.01e3	4.11e3	1.018	4.84	4.66	12.2	12.0	96.0	NO
41	44 13C2-PFDA	515.1 > 469.9	1.66e4	1.68e4	0.977	5.14	4.95	12.4	12.7	101.2	NO
42	45 d3-N-MeFOSAA	573.3 > 419	7.02e3	1.79e4	0.405	5.29	5.10	4.89	12.1	96.8	NO
43	46 d5-N-EtFOSAA	589.3 > 419	6.90e3	1.79e4	0.419	5.45	5.26	4.81	11.5	91.9	NO
44	47 13C2-PFUdA	565 > 519.8	1.49e4	1.79e4	1.045	5.46	5.28	10.4	9.95	79.6	NO
45	48 13C2-PFDoA	615.0 > 569.7	1.72e4	1.79e4	0.832	5.74	5.56	12.0	14.4	115.3	NO
46	49 d3-N-MeFOSA	515.2 > 168.9	2.19e4	1.79e4	0.109	5.84	5.71	15.2	140	93.3	NO
47	50 13C2-PFTeDA	714.8 > 669.6	5.91e3	1.79e4	0.313	6.20	6.03	4.12	13.1	105.2	NO
48	51 d5-N-ETFOSA	531.1 > 168.9	3.41e4	1.79e4	0.160	6.22	6.12	23.8	148	99.0	NO
49	52 13C2-PFHxDA	815 > 769.7	5.15e3	1.79e4	0.648	6.51	6.38	3.59	5.55	110.9	NO
50	53 d7-N-MeFOSE	623.1 > 58.9	2.47e4	1.79e4	0.150	6.31	6.26	17.3	115	76.9	NO
51	54 d9-N-EtFOSE	639.2 > 58.8	3.43e4	1.79e4	0.142	6.45	6.41	23.9	169	112.5	NO
52	55 13C4-PFBA	217. > 171.8	1.16e4	1.16e4	1.000	1.46	1.28	12.5	12.5	100.0	NO
53	56 13C5-PFHxA	318 > 272.9	1.80e4	1.80e4	1.000	3.19	3.01	12.5	12.5	100.0	NO
54	57 13C3-PFHxS	401.9 > 79.9	4.22e3	4.22e3	1.000	3.96	3.78	12.5	12.5	100.0	NO
55	58 13C8-PFOA	421.3 > 376	1.49e4	1.49e4	1.000	4.33	4.15	12.5	12.5	100.0	NO
56	59 13C9-PFNA	472.2 > 426.9	1.66e4	1.66e4	1.000	4.70	4.58	12.5	12.5	100.0	NO
57	60 13C4-PFOS	503 > 79.9	4.11e3	4.11e3	1.000	4.84	4.66	12.5	12.5	100.0	NO
58	61 13C6-PFDA	519.1 > 473.7	1.68e4	1.68e4	1.000	5.14	4.95	12.5	12.5	100.0	NO
59	62 13C7-PFUdA	570.1 > 524.8	1.79e4	1.79e4	1.000	5.46	5.28	12.5	12.5	100.0	NO



Dataset: Untitled

Last Altered: Friday, February 23, 2018 13:46:24 Pacific Standard Time

Printed: Friday, February 23, 2018 13:46:39 Pacific Standard Time

Method: F:\Projects\PFAS.PRO\MethDB\PFAS\_FULL\_80C\_022218.mdb 23 Feb 2018 08:58:55

Calibration: F:\Projects\PFAS.PRO\CurveDB\C18\_VAL-PFAS\_Q4\_02-22-18-FULL.cdb 23 Feb 2018 10:57:03

Compound name: PFBA

	Name	ID	Acq.Date	Acq.Time
1	180222M1_1	IPA	22-Feb-18	14:27:15
2	180222M1_2	ST180222M1-1 PFC CS-2 18B0810	22-Feb-18	14:38:45
3	180222M1_3	ST180222M1-2 PFC CS-1 18B0811	22-Feb-18	14:50:11
4	180222M1_4	ST180222M1-3 PFC CS0 18B0812	22-Feb-18	15:01:42
5	180222M1_5	ST180222M1-4 PFC CS1 18B0813	22-Feb-18	15:13:09
6	180222M1_6	ST180222M1-5 PFC CS2 18B0814	22-Feb-18	15:24:36
7	180222M1_7	ST180222M1-6 PFC CS3 18B0815	22-Feb-18	15:36:03
8	180222M1_8	ST180222M1-7 PFC CS4 18B0816	22-Feb-18	15:47:29
9	180222M1_9	ST180222M1-8 PFC CS5 18B0817	22-Feb-18	15:58:59
10	180222M1_10	ST180222M1-9 PFC CS6 18B0818	22-Feb-18	16:10:28
11	180222M1_11	ST180222M1-10 PFC CS7 18B0819	22-Feb-18	16:21:58
12	180222M1_12	IPA	22-Feb-18	16:33:27
13	180222M1_13	ICV180222M1-1 PFC ICV 18B0809	22-Feb-18	16:44:56
14	180222M1_14	IPA	22-Feb-18	16:56:25
15	180222M1_15	1702096-01@5X 980560360 3	22-Feb-18	17:07:55
16	180222M1_16	B8B0074-BS1 OPR 1	22-Feb-18	17:19:19
17	180222M1_17	1800268-03 WI-AF-SB614P-0102-0118 1.28	22-Feb-18	17:30:45
18	180222M1_18	1800268-05 WI-AF-SB612-0204-0118 1.25	22-Feb-18	17:42:12
19	180222M1_19	1800268-07 WI-AF-SB612-6870-0118 1.3	22-Feb-18	17:53:39
20	180222M1_20	1800268-08 WI-AF-SB613-000H-0118 1.39	22-Feb-18	18:05:07
21	180222M1_21	1800268-09 WI-AF-SB613-0H02-0118 1.34	22-Feb-18	18:16:37
22	180222M1_22	1800268-10 WI-AF-SB613-03H04H-0118 1.2	22-Feb-18	18:28:07
23	180222M1_23	1800268-11 WI-AF-SB613-5657H-0118 1.23	22-Feb-18	18:39:37
24	180222M1_24	1800268-12 WI-AF-SB607-000H-0118 1.06	22-Feb-18	18:51:06
25	180222M1_25	1800268-13 WI-AF-SB607P-000H-0118 1.34	22-Feb-18	19:02:36
26	180222M1_26	IPA 2	22-Feb-18	19:14:05
27	180222M1_27	ST180222M1-11 PFC CS3 18B0815	22-Feb-18	19:25:36
28	180222M1_28	IPA on 2/23/18	22-Feb-18	19:37:02
29	180222M1_29	1800268-14 WI-AF-SB607-0203-0118 1.22	22-Feb-18	19:48:35
30	180222M1_30	1800268-15 WI-AF-SB607-0405-0118 1.01	22-Feb-18	20:00:00
31	180222M1_31	1800268-16 WI-AF-SB607-1011-0118 1.26	22-Feb-18	20:11:27

Dataset: Untitled

Last Altered: Friday, February 23, 2018 13:46:24 Pacific Standard Time

Printed: Friday, February 23, 2018 13:46:39 Pacific Standard Time

Compound name: PFBA

	Name	ID	Acq Date	Acq Time
32	180222M1_32	1800268-17 WI-AF-SB610-3940-0118 1.1	22-Feb-18	20:22:53
33	180222M1_33	1800268-18 WI-AF-SB610P-3940-0118 1.22	22-Feb-18	20:34:20
34	180222M1_34	B8B0095-BS1 OPR 0.25	22-Feb-18	20:45:50
35	180222M1_35	B8B0095-BSD1 LCSD 0.25	22-Feb-18	20:57:17
36	180222M1_36	B8B0095-BLK1 Method Blank 0.25	22-Feb-18	21:08:47
37	180222M1_37	1800273-05RE1 MCA-EB-02 0.24963	22-Feb-18	21:20:16
38	180222M1_38	1800279-01RE1 REEPDW150 0.11792	22-Feb-18	21:31:46
39	180222M1_39	1800294-03 GW1802071620AB 0.25388	22-Feb-18	21:43:15
40	180222M1_40	B8B0106-BS1 OPR 0.25	22-Feb-18	21:54:45
41	180222M1_41	B8B0106-BSD1 LCSD 0.25	22-Feb-18	22:06:12
42	180222M1_42	B8B0106-BLK1 Method Blank 0.25	22-Feb-18	22:17:42
43	180222M1_43	1800305-01 REEPDW164 0.11246	22-Feb-18	22:29:11
44	180222M1_44	1800305-02 REEPDW165 0.11853	22-Feb-18	22:40:41
45	180222M1_45	IPA	22-Feb-18	22:52:11
46	180222M1_46	ST180222M1-12 PFC CS3 18B0815	22-Feb-18	23:03:38
47	180222M1_47	IPA <i>on 2/23/18</i>	22-Feb-18	23:15:08
48	180222M1_48	1800305-03 REEPDW166 0.11597	22-Feb-18	23:26:35
49	180222M1_49	1800305-04 REEPDW167 0.09912	22-Feb-18	23:38:05
50	180222M1_50	1800305-05 REEPDW168 0.11911	22-Feb-18	23:49:32
51	180222M1_51	1800305-06 REEPDW169 0.11678	23-Feb-18	00:01:01
52	180222M1_52	1800305-07 REEPDW170 0.1136	23-Feb-18	00:12:31
53	180222M1_53	1800305-08 REEPDW516 0.12039	23-Feb-18	00:23:58
54	180222M1_54	1800305-09 REEPDW171 0.1205	23-Feb-18	00:35:28
55	180222M1_55	1800305-10 REEPDW172 0.11734	23-Feb-18	00:46:55
56	180222M1_56	1800305-11 REEPDW173 0.11855	23-Feb-18	00:58:22
57	180222M1_57	IPA	23-Feb-18	01:09:49
58	180222M1_58	ST180222M1-13 PFC CS3 18B0815	23-Feb-18	01:21:16
59	180222M1_59	IPA <i>on 2/23/18</i>	23-Feb-18	01:32:45
60	180222M1_60	B8B0036-BS1 OPR 1	23-Feb-18	01:44:15
61	180222M1_61	B8B0036-BLK1 Method Blank 1	23-Feb-18	01:55:45
62	180222M1_62	B8B0036-MS1 Matrix Spike 1.36	23-Feb-18	02:07:06
63	180222M1_63	B8B0036-MSD1 Matrix Spike Dup 1.45	23-Feb-18	02:18:33
64	180222M1_64	1800177-01 YEAGR-01-SB01-00-02 1.23	23-Feb-18	02:30:00
65	180222M1_65	1800177-02 YEAGR-01-SB02-00-02 1.16	23-Feb-18	02:41:29

Dataset: Untitled

Last Altered: Friday, February 23, 2018 13:46:24 Pacific Standard Time

Printed: Friday, February 23, 2018 13:46:39 Pacific Standard Time

Compound name: PFBA

Name	ID	Acq.Date	Acq.Time
66	180222M1_66	1800177-03 YEAGR-01-SB03-00-02 1.15	23-Feb-18 02:52:58
67	180222M1_67	IPA	23-Feb-18 03:04:28
68	180222M1_68	ST180222M1-14 PFC CS0 18B0812	23-Feb-18 03:15:55
69	180222M1_69	IPA	23-Feb-18 03:27:24
70	180222M1_70	1800177-04 YEAGR-01-SB03-08-10 1.15	23-Feb-18 03:38:53
71	180222M1_71	1800177-05 YEAGR-06-SD01-0-0.5 1.49	23-Feb-18 03:50:23
72	180222M1_72	1800177-07 YEAGR-09-SB01-00-02 1.15	23-Feb-18 04:01:50
73	180222M1_73	1800177-08 YEAGR-09-SB01-08-10 1.16	23-Feb-18 04:13:17
74	180222M1_74	1800177-09 YEAGR-09-SB02-00-02 1.14	23-Feb-18 04:24:43
75	180222M1_75	1800177-10 YEAGR-09-SB02-08-10 1.18	23-Feb-18 04:36:10
76	180222M1_76	1800177-11 YEAGR-09-SB03-01-03 1.32	23-Feb-18 04:47:39
77	180222M1_77	1800177-12 YEAGR-09-SB03-08-10 1.12	23-Feb-18 04:59:06
78	180222M1_78	1800195-01 PITTS-22-SB03-0-2 1.13	23-Feb-18 05:10:36
79	180222M1_79	1800195-02 PITTS-22-SB03-6-8 1.15	23-Feb-18 05:22:06
80	180222M1_80	IPA	23-Feb-18 05:33:33
81	180222M1_81	ST180222M1-15 PFC CS3 18B0815	23-Feb-18 05:45:03
82	180222M1_82	IPA <i>pm 2/23/18</i>	23-Feb-18 05:56:32
83	180222M1_83	1800195-12 PITTS-SO-DUP06-011918 1.18	23-Feb-18 06:08:02
84	180222M1_84	1800195-13 PITTS-22-SB01-0-2 1.14	23-Feb-18 06:19:32
85	180222M1_85	1800195-14 PITTS-22-SB01-5-7 1.14	23-Feb-18 06:30:58
86	180222M1_86	1800195-15 PITTS-22-SB02-0-2 1.14	23-Feb-18 06:42:28
87	180222M1_87	1800195-16 PITTS-22-SB02-4-6 1.17	23-Feb-18 06:53:58
88	180222M1_88	1800195-17 PITTS-23-SB03-0-2 1.16	23-Feb-18 07:05:25
89	180222M1_89	1800195-18 PITTS-23-SB03-5-6 1.16	23-Feb-18 07:16:55
90	180222M1_90	B8B0071-BS1 OPR 0.125	23-Feb-18 07:28:22
91	180222M1_91	B8B0071-BLK1 Method Blank 0.125	23-Feb-18 07:39:52
92	180222M1_92	B8B0071-MS1 Matrix Spike 0.11146	23-Feb-18 07:51:19
93	180222M1_93	B8B0071-MSD1 Matrix Spike Dup 0.11331	23-Feb-18 08:02:49
94	180222M1_94	1800284-01 OF-RW65-0218 0.10925	23-Feb-18 08:14:18
95	180222M1_95	1800284-02 OF-RW65P-0218 0.11249	23-Feb-18 08:25:48
96	180222M1_96	1800284-03 OF-FB65-0218 0.11816	23-Feb-18 08:37:17
97	180222M1_97	1800284-04 OF-RW49-0218 0.11012	23-Feb-18 08:48:47
98	180222M1_98	1800284-05 OF-FB49-0218 0.1157	23-Feb-18 09:00:16
99	180222M1_99	IPA	23-Feb-18 09:11:45

Dataset: Untitled

Last Altered: Friday, February 23, 2018 13:46:24 Pacific Standard Time  
 Printed: Friday, February 23, 2018 13:46:39 Pacific Standard Time

Compound name: PFBA

	Name	ID	Acq.Date	Acq.Time
100	180222M1_100	ST180222M1-16 PFC CS3 18B0815	23-Feb-18	09:23:15
101	180222M1_101	IPA <i>on 2/23/18</i>	23-Feb-18	09:34:44
102	180222M1_102	1800284-06 OF-RW41-0218 0.11145	23-Feb-18	09:46:11
103	180222M1_103	1800284-07 OF-FB41-0218 0.11326	23-Feb-18	09:57:38
104	180222M1_104	1800284-08 OF-RW11-0218 0.11113	23-Feb-18	10:09:05
105	180222M1_105	1800284-09 OF-FB11-0218 0.1129	23-Feb-18	10:20:35
106	180222M1_106	1800284-10 OF-RW25-0218 0.11538	23-Feb-18	10:32:04
107	180222M1_107	1800284-11 OF-FB25-0218 0.11705	23-Feb-18	10:43:34
108	180222M1_108	1800284-12 OF-RW12-0218 0.11375	23-Feb-18	10:55:03
109	180222M1_109	1800284-13 OF-FB12-0218 0.11329	23-Feb-18	11:06:33
110	180222M1_110	1800284-14 OF-RW09-0218 0.10888	23-Feb-18	11:18:03
111	180222M1_111	1800284-15 OF-FB09-0218 0.11462	23-Feb-18	11:29:32
112	180222M1_112	1800284-16 OF-RW31-0218 0.11398	23-Feb-18	11:41:02
113	180222M1_113	1800284-17 OF-FB31-0218 0.11726	23-Feb-18	11:52:29
114	180222M1_114	B8B0072-BS1 OPR 1	23-Feb-18	12:03:58
115	180222M1_115	B8B0072-BLK1 Method Blank 1	23-Feb-18	12:15:27
116	180222M1_116	1800205-01 PFAS in Soil, 462, Soil 101 1.04	23-Feb-18	12:26:58
117	180222M1_117	1800179-07 YEAGR-04-SB02-08-10 1.11	23-Feb-18	12:38:27
118	180222M1_118	IPA <i>2 ?</i>	23-Feb-18	12:49:57
119	180222M1_119	ST180222M1-17 PFC CS3 18B0815	23-Feb-18	13:01:25
120	180222M1_120	IPA <i>on 2/23/18 on 2/23/18</i>	23-Feb-18	13:12:55

Dataset: F:\Projects\PFAS.PRO\Results\180222M1\180222M1-81.qld

Last Altered: Friday, February 23, 2018 11:22:37 Pacific Standard Time

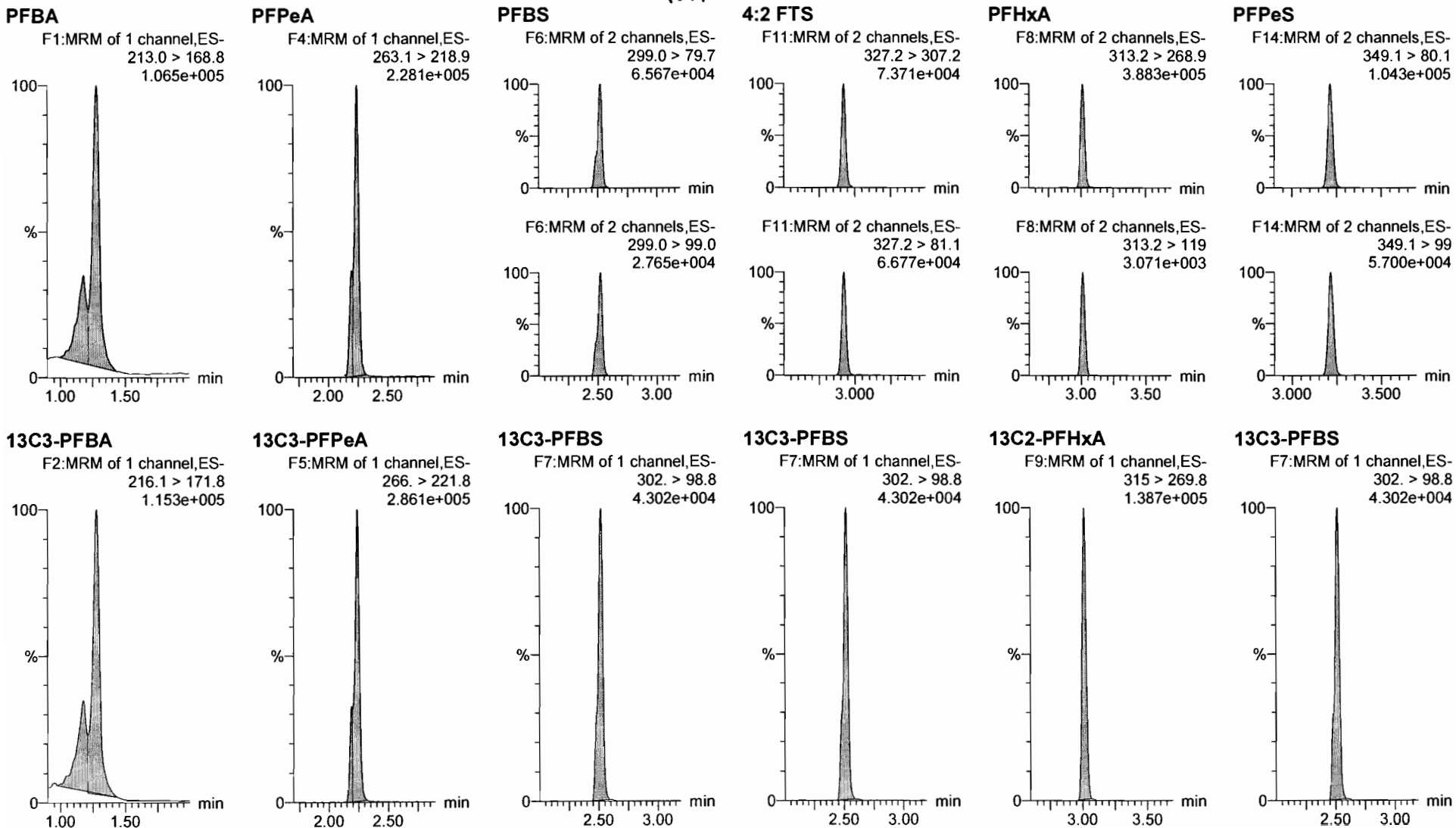
Printed: Friday, February 23, 2018 13:42:20 Pacific Standard Time

Method: F:\Projects\PFAS.PRO\MethDB\PFAS\_FULL\_80C\_022218.mdb 23 Feb 2018 08:58:55

Calibration: F:\Projects\PFAS.PRO\CurveDB\C18\_VAL-PFAS\_Q4\_02-22-18-FULL.cdb 23 Feb 2018 10:57:03

Name: 180222M1\_81, Date: 23-Feb-2018, Time: 05:45:03, ID: ST180222M1-15 PFC CS3 18B0815, Description: PFC CS3 18B0815

*2/23/18*



Dataset: F:\Projects\PFAS.PRO\Results\180222M1\180222M1-81.qld

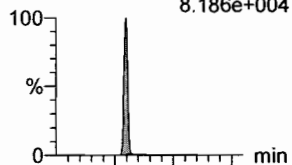
Last Altered: Friday, February 23, 2018 11:22:37 Pacific Standard Time

Printed: Friday, February 23, 2018 13:42:20 Pacific Standard Time

Name: 180222M1\_81, Date: 23-Feb-2018, Time: 05:45:03, ID: ST180221M1-15 PFC CS3 18B0815, Description: PFC CS3 18B0815

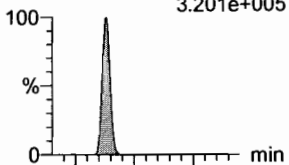
**6:2 FTS**

F23:MRM of 2 channels,ES-  
427.1 > 407  
8.186e+004




**PFHpA**

F15:MRM of 2 channels,ES-  
363.0 > 318.9  
3.201e+005



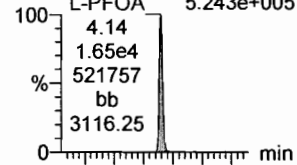
**L-PFHxS**

F17:MRM of 2 channels,ES-  
398.9 > 79.6  
5.111e+004



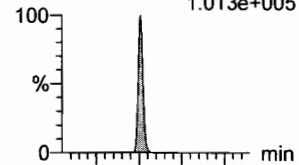
**L-PFOA**

F20:MRM of 2 channels,ES-  
413 > 368.7  
5.243e+005



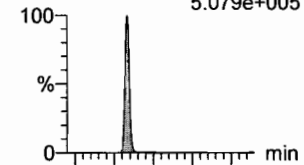
**PFHpS**

F25:MRM of 2 channels,ES-  
449 > 80.0  
1.013e+005

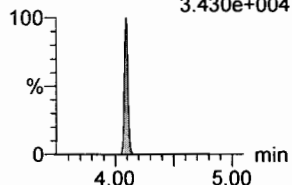


**PFNA**

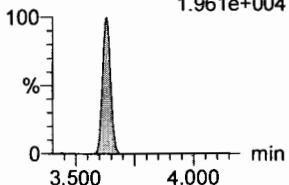
F26:MRM of 2 channels,ES-  
463.0 > 418.8  
5.079e+005



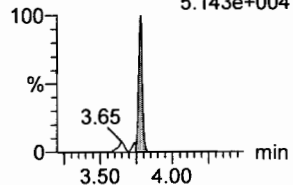
F23:MRM of 2 channels,ES-  
427.1 > 80  
3.430e+004



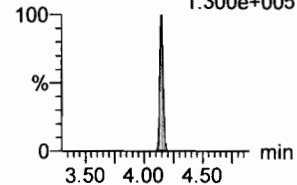
F15:MRM of 2 channels,ES-  
363.0 > 169.0  
1.961e+004



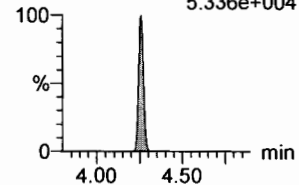
F17:MRM of 2 channels,ES-  
398.9 > 99.0  
5.143e+004



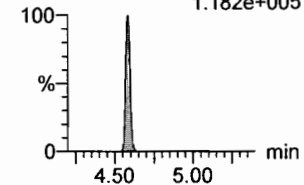
F20:MRM of 2 channels,ES-  
413 > 169  
1.300e+005



F25:MRM of 2 channels,ES-  
449 > 98.7  
5.336e+004

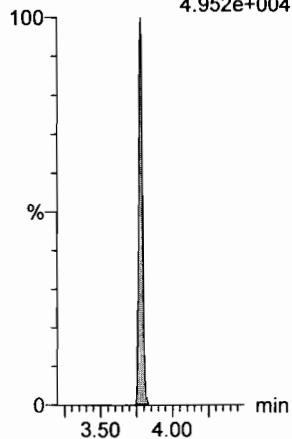


F26:MRM of 2 channels,ES-  
463.0 > 219.0  
1.182e+005



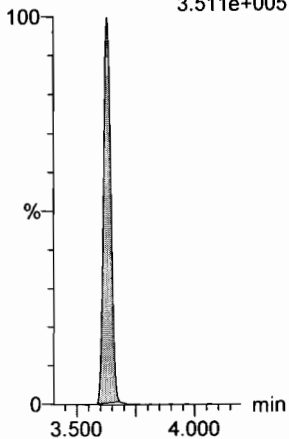
**1802-PFHxS**

F19:MRM of 1 channel,ES-  
403.0 > 102.6  
4.952e+004



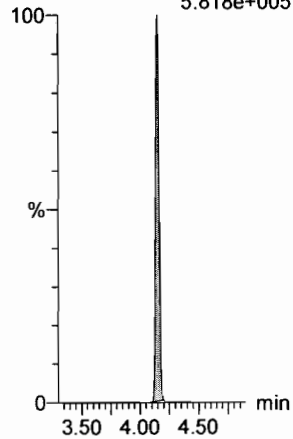
**13C4-PFHpA**

F16:MRM of 1 channel,ES-  
367.2 > 321.8  
3.511e+005



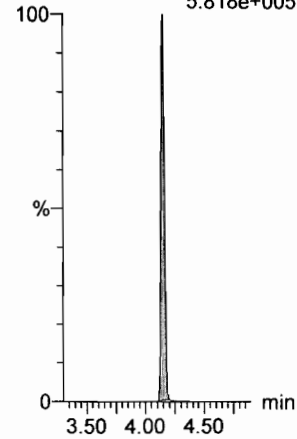
**13C2-PFOA**

F21:MRM of 1 channel,ES-  
414.9 > 369.7  
5.818e+005



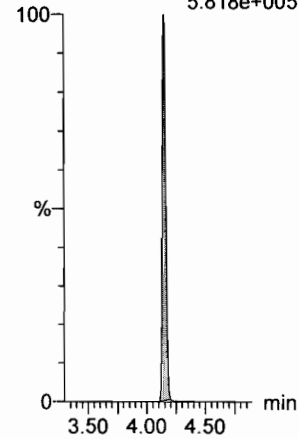
**13C2-PFOA**

F21:MRM of 1 channel,ES-  
414.9 > 369.7  
5.818e+005



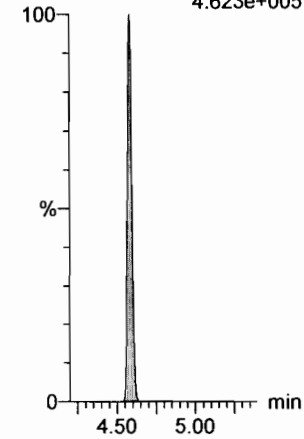
**13C2-PFOA**

F21:MRM of 1 channel,ES-  
414.9 > 369.7  
5.818e+005



**13C5-PFNA**

F27:MRM of 1 channel,ES-  
468.2 > 422.9  
4.623e+005

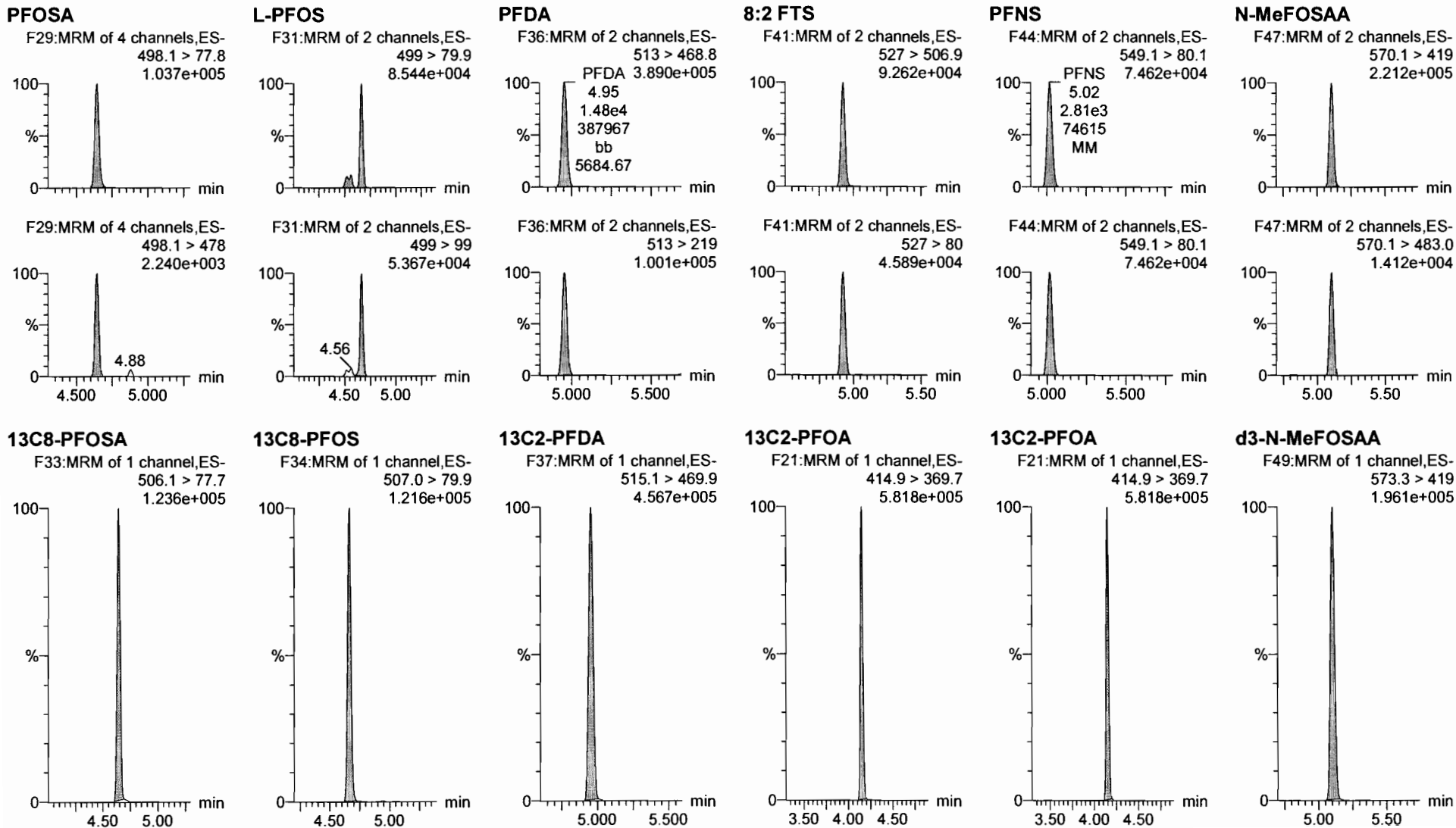


Dataset: F:\Projects\PFAS.PRO\Results\180222M1\180222M1-81.qld

Last Altered: Friday, February 23, 2018 11:22:37 Pacific Standard Time

Printed: Friday, February 23, 2018 13:42:20 Pacific Standard Time

Name: 180222M1\_81, Date: 23-Feb-2018, Time: 05:45:03, ID: ST180221M1-15 PFC CS3 18B0815, Description: PFC CS3 18B0815



Dataset: F:\Projects\PFAS.PRO\Results\180222M1\180222M1-81.qld

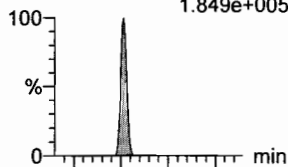
Last Altered: Friday, February 23, 2018 11:22:37 Pacific Standard Time

Printed: Friday, February 23, 2018 13:42:20 Pacific Standard Time

Name: 180222M1\_81, Date: 23-Feb-2018, Time: 05:45:03, ID: ST180221M1-15 PFC CS3 18B0815, Description: PFC CS3 18B0815

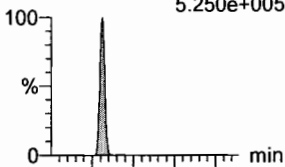
**N-EtFOSAA**

F50:MRM of 2 channels,ES-  
584.2 > 419  
1.849e+005



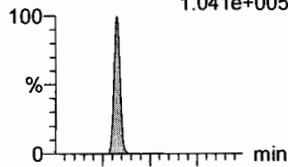
**PFDoA**

F53:MRM of 4 channels,ES-  
612.9 > 569.0  
5.250e+005



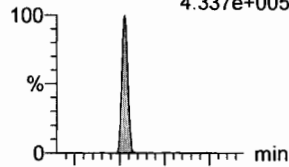
**PFDS**

F52:MRM of 2 channels,ES-  
598.8 > 80  
1.041e+005



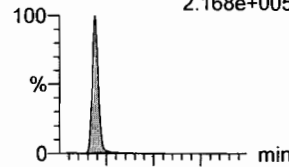
**PFUdA**

F45:MRM of 2 channels,ES-  
563.0 > 518.9  
4.337e+005



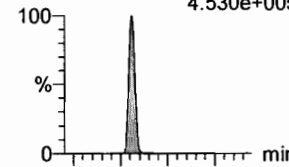
**N-MeFOSA**

F35:MRM of 2 channels,ES-  
512.1 > 168.9  
2.168e+005

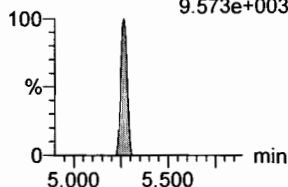


**PFTrDA**

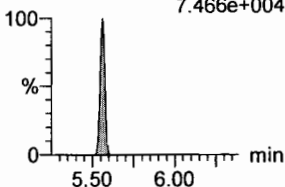
F59:MRM of 2 channels,ES-  
662.9 > 618.9  
4.530e+005



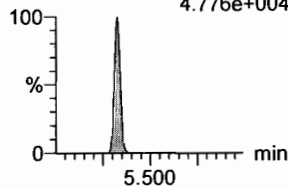
F50:MRM of 2 channels,ES-  
584.2 > 483.0  
9.573e+003



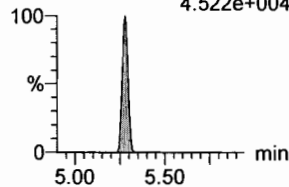
F53:MRM of 4 channels,ES-  
612.9 > 318.8  
7.466e+004



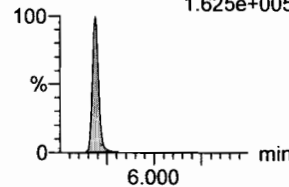
F52:MRM of 2 channels,ES-  
598.8 > 98.7  
4.776e+004



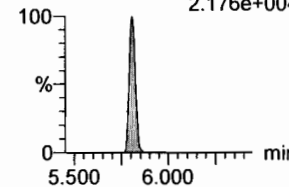
F45:MRM of 2 channels,ES-  
563.0 > 269  
4.522e+004



F35:MRM of 2 channels,ES-  
512.1 > 219  
1.625e+005

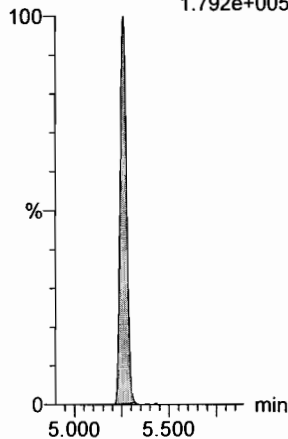


F59:MRM of 2 channels,ES-  
662.9 > 319  
2.176e+004



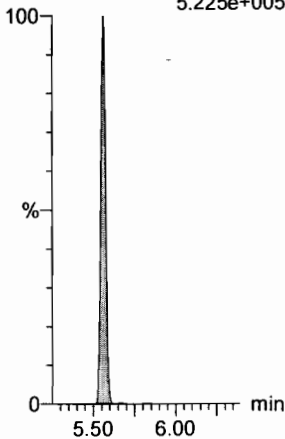
**d5-N-EtFOSAA**

F51:MRM of 1 channel,ES-  
589.3 > 419  
1.792e+005



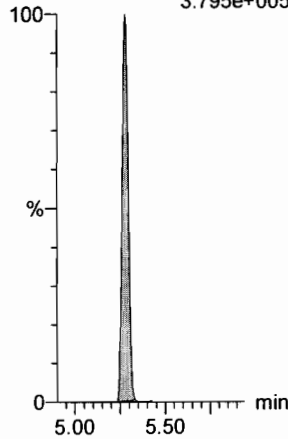
**13C2-PFDoA**

F54:MRM of 2 channels,ES-  
615.0 > 569.7  
5.225e+005



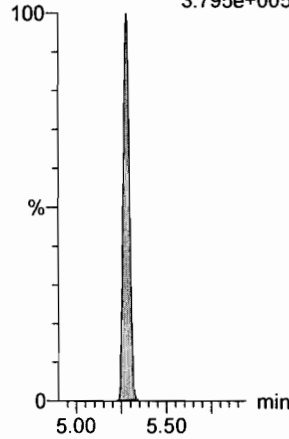
**13C2-PFUdA**

F46:MRM of 1 channel,ES-  
565 > 519.8  
3.795e+005



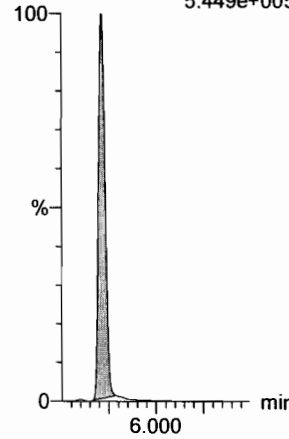
**13C2-PFUdA**

F46:MRM of 1 channel,ES-  
565 > 519.8  
3.795e+005



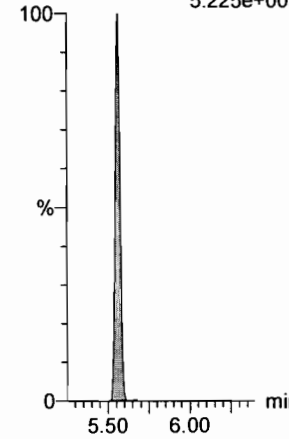
**d3-N-MeFOSA**

F38:MRM of 1 channel,ES-  
515.2 > 168.9  
5.449e+005



**13C2-PFDoA**

F54:MRM of 2 channels,ES-  
615.0 > 569.7  
5.225e+005





Dataset: F:\Projects\PFAS.PRO\Results\180222M1\180222M1-81.qld

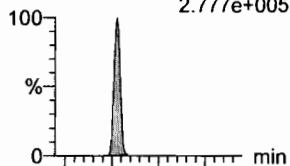
Last Altered: Friday, February 23, 2018 11:22:37 Pacific Standard Time

Printed: Friday, February 23, 2018 13:42:20 Pacific Standard Time

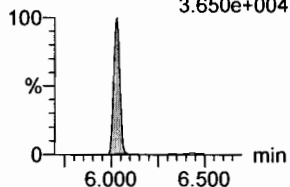
Name: 180222M1\_81, Date: 23-Feb-2018, Time: 05:45:03, ID: ST180221M1-15 PFC CS3 18B0815, Description: PFC CS3 18B0815

**PFTeDA**

F60:MRM of 2 channels,ES-  
712.9 > 668.8  
2.777e+005

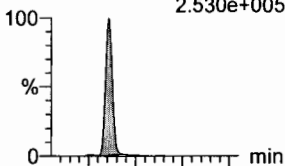


F60:MRM of 2 channels,ES-  
712.9 > 369  
3.650e+004

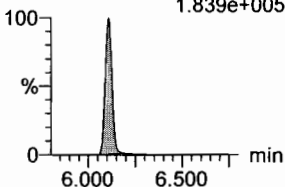


**N-EtFOSA**

F40:MRM of 2 channels,ES-  
526.1 > 168.9  
2.530e+005

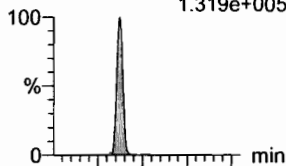


F40:MRM of 2 channels,ES-  
526.1 > 219  
1.839e+005

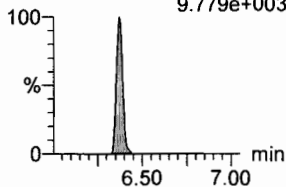


**PFHxDA**

F62:MRM of 2 channels,ES-  
813.1 > 768.6  
1.319e+005

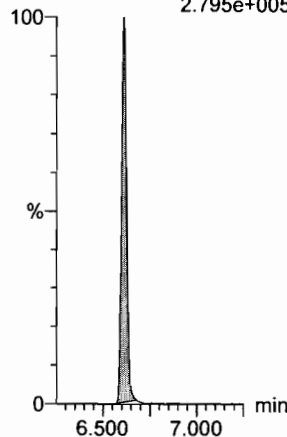


F62:MRM of 2 channels,ES-  
813.1 > 219  
9.779e+003



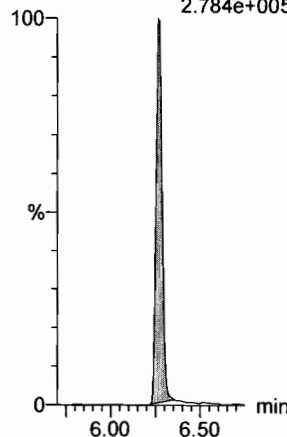
**PFODA**

F64:MRM of 1 channel,ES-  
913.1 > 868.8  
2.795e+005



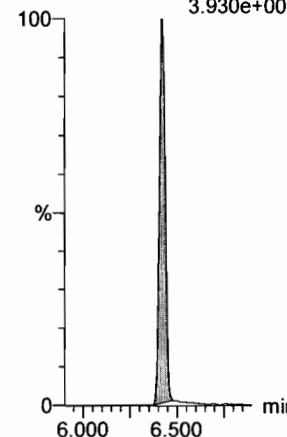
**N-MeFOSE**

F55:MRM of 1 channel,ES-  
616.1 > 58.9  
2.784e+005



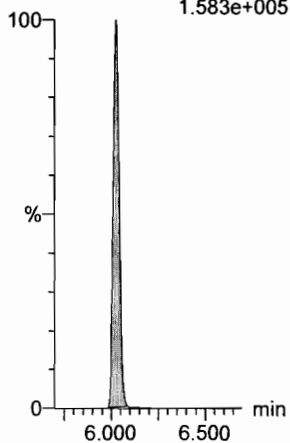
**N-EtFOSE**

F57:MRM of 1 channel,ES-  
630.1 > 58.9  
3.930e+005



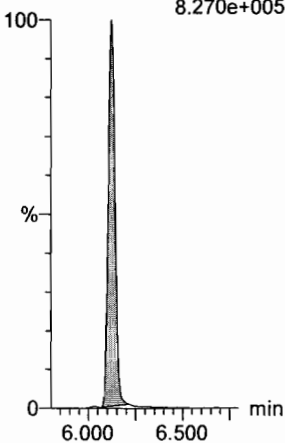
**13C2-PFTeDA**

F61:MRM of 2 channels,ES-  
714.8 > 669.6  
1.583e+005



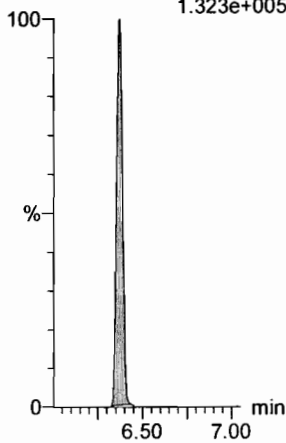
**d5-N-ETFOSA**

F43:MRM of 1 channel,ES-  
531.1 > 168.9  
8.270e+005



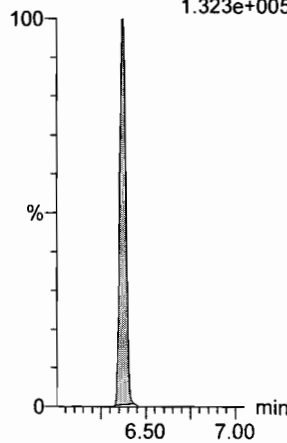
**13C2-PFHxDA**

F63:MRM of 1 channel,ES-  
815 > 769.7  
1.323e+005



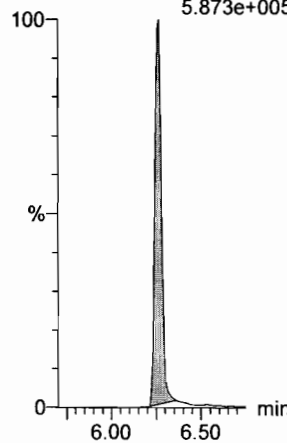
**13C2-PFHxDA**

F63:MRM of 1 channel,ES-  
815 > 769.7  
1.323e+005



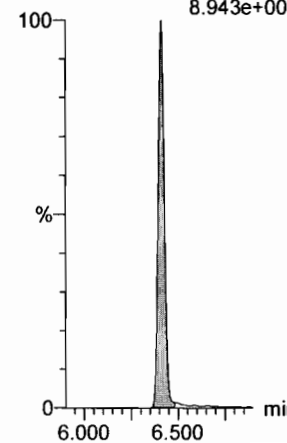
**d7-N-MeFOSE**

F56:MRM of 1 channel,ES-  
623.1 > 58.9  
5.873e+005



**d9-N-EtFOSE**

F58:MRM of 1 channel,ES-  
639.2 > 58.8  
8.943e+005



Dataset: F:\Projects\PFAS.PRO\Results\180222M1\180222M1-81.qld

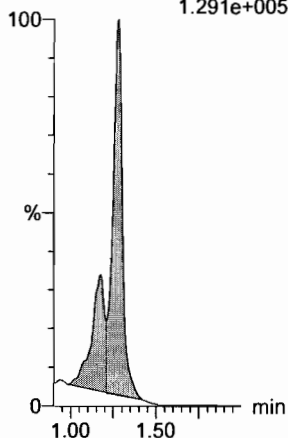
Last Altered: Friday, February 23, 2018 11:22:37 Pacific Standard Time

Printed: Friday, February 23, 2018 13:42:20 Pacific Standard Time

Name: 180222M1\_81, Date: 23-Feb-2018, Time: 05:45:03, ID: ST180221M1-15 PFC CS3 18B0815, Description: PFC CS3 18B0815

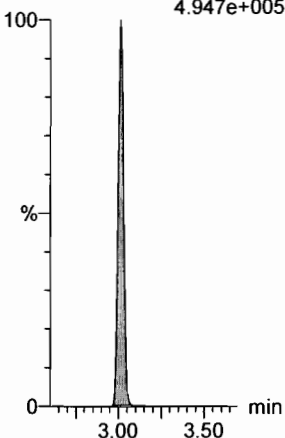
**13C4-PFBA**

F3:MRM of 1 channel,ES-  
217. > 171.8  
1.291e+005



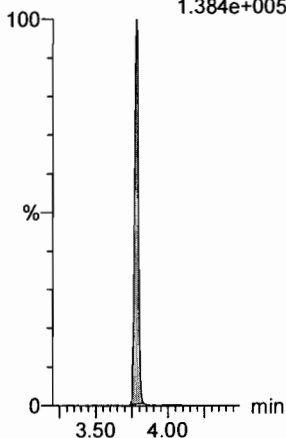
**13C5-PFHxA**

F10:MRM of 1 channel,ES-  
318 > 272.9  
4.947e+005



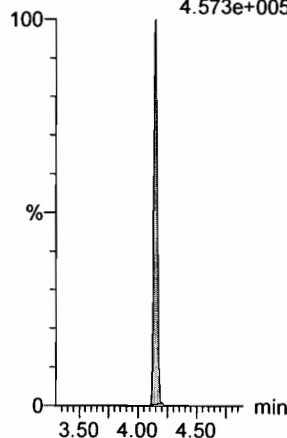
**13C3-PFHxS**

F18:MRM of 1 channel,ES-  
401.9 > 79.9  
1.384e+005




**13C8-PFOA**

F22:MRM of 1 channel,ES-  
421.3 > 376  
4.573e+005



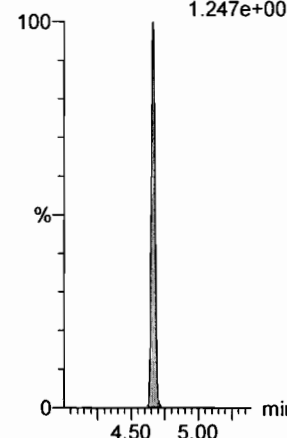
**13C9-PFNA**

F28:MRM of 1 channel,ES-  
472.2 > 426.9  
5.018e+005



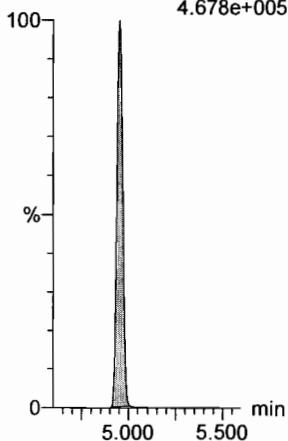
**13C4-PFOS**

F32:MRM of 1 channel,ES-  
503 > 79.9  
1.247e+005



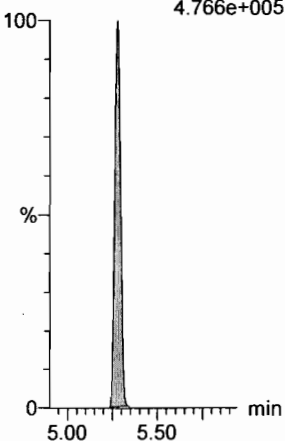
**13C6-PFDA**

F39:MRM of 1 channel,ES-  
519.1 > 473.7  
4.678e+005



**13C7-PFUDa**

F48:MRM of 1 channel,ES-  
570.1 > 524.8  
4.766e+005



Dataset: F:\Projects\PFAS.PRO\Results\180222M1\180222M1-100.qld

Last Altered: Friday, February 23, 2018 11:24:36 Pacific Standard Time

Printed: Friday, February 23, 2018 13:44:02 Pacific Standard Time

*v JA.*  
*02/23/2018*

*(A) Below limit  
criteria.*

Method: F:\Projects\PFAS.PRO\MethDB\PFAS\_FULL\_80C\_022218.mdb 23 Feb 2018 08:58:55

Calibration: F:\Projects\PFAS.PRO\CurveDB\C18\_VAL-PFAS\_Q4\_02-22-18-FULL.cdb 23 Feb 2018 10:57:03

Name: 180222M1\_100, Date: 23-Feb-2018, Time: 09:23:15, ID: ST180222M1-16 PFC CS3 18B0815, Description: PFC CS3 18B0815

*an 2/23/18*

#	Name	Trace	Area	IS Area	RRF	Pred.RT	RT	y Axis Resp.	Conc.	%Rec	Recovery	Out
1	1 PFBA	213.0 > 168.8	9.31e3	1.02e4		1.46	1.29	11.4	9.69	96.9		NO
2	2 PFPeA	263.1 > 218.9	1.29e4	1.60e4		2.42	2.25	10.1	10.1	100.7		NO
3	3 PFBS	299.0 > 79.7	3.16e3	2.13e3		2.60	2.52	18.6	9.75	97.5		NO
4	4 4:2 FTS	327.2 > 307.2	2.45e3	2.13e3		3.00	2.93	14.4	8.89	88.9		NO
5	5 PFHxA	313.2 > 268.9	1.51e4	4.68e3		3.19	3.02	16.1	10.8	108.0		NO
6	6 PFPeS	349.1 > 80.1	3.38e3	2.13e3		3.39	3.22	19.9	10.5	104.7		NO
7	7 PFHpA	363.0 > 318.9	1.32e4	1.19e4		3.81	3.63	13.8	10.4	103.8		NO
8	8 L-PFHxS	398.9 > 79.6	2.18e3	1.56e3		3.85	3.78	17.5	9.61	96.1		NO
9	10 6:2 FTS	427.1 > 407	3.57e3	1.74e4		4.28	4.09	2.57	10.5	105.1		NO
10	11 L-PFOA	413 > 368.7	1.50e4	1.74e4		4.22	4.15	10.8	11.6	116.5		NO
11	13 PFHpS	449 > 80.0	3.36e3	1.74e4		4.44	4.26	2.42	10.4	103.9		NO
12	14 PFNA	463.0 > 418.8	1.70e4	1.48e4		4.76	4.58	14.4	11.5	114.9		NO
13	15 PFOSA	498.1 > 77.8	3.73e3	4.02e3		4.83	4.64	11.6	10.6	106.1		NO
14	16 L-PFOS	499 > 79.9	3.15e3	3.76e3		4.74	4.66	10.5	9.30	93.0		NO
15	18 PFDA	513 > 468.8	2.11e4	1.67e4		5.14	4.95	15.7	12.2	122.4		NO
16	19 8:2 FTS	527 > 506.9	3.53e3	1.74e4		5.12	4.92	2.55	11.4	113.9		NO
17	20 PFNS	549.1 > 80.1	2.54e3	3.76e3		5.08	5.02	8.44	9.88	98.8		NO
18	21 N-MeFOSAA	570.1 > 419	8.24e3	6.83e3		5.29	5.10	15.1	10.8	107.8		NO
19	22 N-EtFOSAA	584.2 > 419	6.18e3	6.88e3		5.45	5.26	11.2	9.99	99.9		NO
20	23 PFuDA	563.0 > 518.9	1.77e4	1.85e4		5.46	5.27	12.0	11.7	116.9		NO
21	24 PFDS	598.8 > 80	4.01e3	1.85e4		5.51	5.32	2.72	10.4	104.0		NO
22	25 PFDoA	612.9 > 569.0	1.49e4	1.30e4		5.74	5.55	14.4	12.0	120.3		NO
23	26 N-MeFOSA	512.1 > 168.9	8.43e3	2.31e4		5.84	5.68	54.7	59.4	118.8		NO
24	27 PFTTrDA	662.9 > 618.9	1.62e4	1.30e4		5.98	5.80	15.6	10.2	102.5		NO
25	28 PFTeDA	712.9 > 668.8	1.10e4	5.38e3		6.20	6.03	25.6	11.1	111.2		NO
26	29 N-EtFOSA	526.1 > 168.9	1.05e4	3.44e4		6.22	6.11	45.8	49.3	98.7		NO
27	30 PFHxDA	813.1 > 768.6	4.76e3	4.98e3		6.51	6.37	4.78	6.34	63.4		YES (A)
28	31 PFOA	913.1 > 868.8	7.68e3	4.98e3		6.74	6.61	7.71	9.08	90.8		NO
29	32 N-MeFOSE	616.1 > 58.9	1.13e4	3.53e4		6.31	6.27	48.2	46.0	92.1		NO
30	33 N-EtFOSE	630.1 > 58.9	1.08e4	2.90e4		6.45	6.42	55.7	45.8	91.6		NO
31	34 13C3-PFBA	216.1 > 171.8	1.02e4	1.10e4	0.906	1.46	1.29	11.6	12.8	102.4		NO

*an 2/23/18*

Dataset: F:\Projects\PFAS.PRO\Results\180222M1\180222M1-100.qld

Last Altered: Friday, February 23, 2018 11:24:36 Pacific Standard Time

Printed: Friday, February 23, 2018 13:44:02 Pacific Standard Time

Name: 180222M1\_100, Date: 23-Feb-2018, Time: 09:23:15, ID: ST180221M1-16 PFC CS3 18B0815, Description: PFC CS3 18B0815

#	Name	Trace	Area	IS Area	RRF	Pred RT	RT	y Axis Resp.	Conc.	%Rec	Recovery	Out
32	35	13C3-PFPeA	266. > 221.8	1.60e4	1.78e4	0.917	2.42	2.25	11.3	12.3	98.4	NO
33	36	13C3-PFBS	302. > 98.8	2.13e3	1.78e4	0.120	2.69	2.52	1.50	12.5	99.8	NO
34	37	13C2-PFHxA	315 > 269.8	4.68e3	1.78e4	0.760	3.19	3.02	3.29	4.33	86.6	NO
35	38	13C4-PFHpA	367.2 > 321.8	1.19e4	1.78e4	0.729	3.81	3.63	8.38	11.5	91.9	NO
36	39	18O2-PFHxS	403.0 > 102.6	1.56e3	4.01e3	0.367	3.96	3.78	4.86	13.2	105.9	NO
37	40	13C2-PFOA	414.9 > 369.7	1.74e4	1.45e4	1.225	4.33	4.15	15.0	12.2	97.8	NO
38	41	13C5-PFNA	468.2 > 422.9	1.48e4	1.66e4	0.936	4.76	4.58	11.1	11.9	95.0	NO
39	42	13C8-PFOSA	506.1 > 77.7	4.02e3	2.17e4	0.235	4.83	4.64	2.31	9.84	78.7	NO
40	43	13C8-PFOS	507.0 > 79.9	3.76e3	4.24e3	1.018	4.84	4.66	11.1	10.9	87.1	NO
41	44	13C2-PFDA	515.1 > 469.9	1.67e4	1.81e4	0.977	5.14	4.95	11.5	11.8	94.4	NO
42	45	d3-N-MeFOSAA	573.3 > 419	6.83e3	2.17e4	0.405	5.29	5.10	3.93	9.70	77.6	NO
43	46	d5-N-EtFOSAA	589.3 > 419	6.88e3	2.17e4	0.419	5.45	5.25	3.96	9.46	75.7	NO
44	47	13C2-PFUdA	565 > 519.8	1.85e4	2.17e4	1.045	5.46	5.27	10.6	10.2	81.3	NO
45	48	13C2-PFDoA	615.0 > 569.7	1.30e4	2.17e4	0.832	5.74	5.56	7.45	8.96	71.7	NO
46	49	d3-N-MeFOSA	515.2 > 168.9	2.31e4	2.17e4	0.109	5.84	5.71	13.3	122	81.4	NO
47	50	13C2-PFTeDA	714.8 > 669.6	5.38e3	2.17e4	0.313	6.20	6.03	3.10	9.88	79.0	NO
48	51	d5-N-ETFOSA	531.1 > 168.9	3.44e4	2.17e4	0.160	6.22	6.12	19.8	124	82.5	NO
49	52	13C2-PFHxDA	815 > 769.7	4.98e3	2.17e4	0.648	6.51	6.37	2.86	4.42	88.4	NO
50	53	d7-N-MeFOSE	623.1 > 58.9	3.53e4	2.17e4	0.150	6.31	6.26	20.3	136	90.4	NO
51	54	d9-N-EtFOSE	639.2 > 58.8	2.90e4	2.17e4	0.142	6.45	6.41	16.7	118	78.5	NO
52	55	13C4-PFBA	217. > 171.8	1.10e4	1.10e4	1.000	1.46	1.29	12.5	12.5	100.0	NO
53	56	13C5-PFHxA	318 > 272.9	1.78e4	1.78e4	1.000	3.19	3.02	12.5	12.5	100.0	NO
54	57	13C3-PFHxS	401.9 > 79.9	4.01e3	4.01e3	1.000	3.96	3.78	12.5	12.5	100.0	NO
55	58	13C8-PFOA	421.3 > 376	1.45e4	1.45e4	1.000	4.33	4.15	12.5	12.5	100.0	NO
56	59	13C9-PFNA	472.2 > 426.9	1.66e4	1.66e4	1.000	4.70	4.58	12.5	12.5	100.0	NO
57	60	13C4-PFOS	503 > 79.9	4.24e3	4.24e3	1.000	4.84	4.66	12.5	12.5	100.0	NO
58	61	13C6-PFDA	519.1 > 473.7	1.81e4	1.81e4	1.000	5.14	4.95	12.5	12.5	100.0	NO
59	62	13C7-PFUdA	570.1 > 524.8	2.17e4	2.17e4	1.000	5.46	5.27	12.5	12.5	100.0	NO

Dataset: Untitled

Last Altered: Friday, February 23, 2018 13:46:24 Pacific Standard Time

Printed: Friday, February 23, 2018 13:46:39 Pacific Standard Time

Method: F:\Projects\PFAS.PRO\MethDB\PFAS\_FULL\_80C\_022218.mdb 23 Feb 2018 08:58:55

Calibration: F:\Projects\PFAS.PRO\CurveDB\C18\_VAL-PFAS\_Q4\_02-22-18-FULL.cdb 23 Feb 2018 10:57:03

Compound name: PFBA

	Name	ID	Acq Date	Acq Time
1	180222M1_1	IPA	22-Feb-18	14:27:15
2	180222M1_2	ST180222M1-1 PFC CS-2 18B0810	22-Feb-18	14:38:45
3	180222M1_3	ST180222M1-2 PFC CS-1 18B0811	22-Feb-18	14:50:11
4	180222M1_4	ST180222M1-3 PFC CS0 18B0812	22-Feb-18	15:01:42
5	180222M1_5	ST180222M1-4 PFC CS1 18B0813	22-Feb-18	15:13:09
6	180222M1_6	ST180222M1-5 PFC CS2 18B0814	22-Feb-18	15:24:36
7	180222M1_7	ST180222M1-6 PFC CS3 18B0815	22-Feb-18	15:36:03
8	180222M1_8	ST180222M1-7 PFC CS4 18B0816	22-Feb-18	15:47:29
9	180222M1_9	ST180222M1-8 PFC CS5 18B0817	22-Feb-18	15:58:59
10	180222M1_10	ST180222M1-9 PFC CS6 18B0818	22-Feb-18	16:10:28
11	180222M1_11	ST180222M1-10 PFC CS7 18B0819	22-Feb-18	16:21:58
12	180222M1_12	IPA	22-Feb-18	16:33:27
13	180222M1_13	ICV180222M1-1 PFC ICV 18B0809	22-Feb-18	16:44:56
14	180222M1_14	IPA	22-Feb-18	16:56:25
15	180222M1_15	1702096-01@5X 980560360 3	22-Feb-18	17:07:55
16	180222M1_16	B8B0074-BS1 OPR 1	22-Feb-18	17:19:19
17	180222M1_17	1800268-03 WI-AF-SB614P-0102-0118 1.28	22-Feb-18	17:30:45
18	180222M1_18	1800268-05 WI-AF-SB612-0204-0118 1.25	22-Feb-18	17:42:12
19	180222M1_19	1800268-07 WI-AF-SB612-6870-0118 1.3	22-Feb-18	17:53:39
20	180222M1_20	1800268-08 WI-AF-SB613-000H-0118 1.39	22-Feb-18	18:05:07
21	180222M1_21	1800268-09 WI-AF-SB613-0H02-0118 1.34	22-Feb-18	18:16:37
22	180222M1_22	1800268-10 WI-AF-SB613-03H04H-0118 1.2	22-Feb-18	18:28:07
23	180222M1_23	1800268-11 WI-AF-SB613-5657H-0118 1.23	22-Feb-18	18:39:37
24	180222M1_24	1800268-12 WI-AF-SB607-000H-0118 1.06	22-Feb-18	18:51:06
25	180222M1_25	1800268-13 WI-AF-SB607P-000H-0118 1.34	22-Feb-18	19:02:36
26	180222M1_26	IPA 2	22-Feb-18	19:14:05
27	180222M1_27	ST180222M1-11 PFC CS3 18B0815	22-Feb-18	19:25:36
28	180222M1_28	IPA on 2/23/18	22-Feb-18	19:37:02
29	180222M1_29	1800268-14 WI-AF-SB607-0203-0118 1.22	22-Feb-18	19:48:35
30	180222M1_30	1800268-15 WI-AF-SB607-0405-0118 1.01	22-Feb-18	20:00:00
31	180222M1_31	1800268-16 WI-AF-SB607-1011-0118 1.26	22-Feb-18	20:11:27

Dataset: Untitled

Last Altered: Friday, February 23, 2018 13:46:24 Pacific Standard Time

Printed: Friday, February 23, 2018 13:46:39 Pacific Standard Time

Compound name: PFBA

	Name	ID	Acq Date	Acq Time
32	180222M1_32	1800268-17 WI-AF-SB610-3940-0118 1.1	22-Feb-18	20:22:53
33	180222M1_33	1800268-18 WI-AF-SB610P-3940-0118 1.22	22-Feb-18	20:34:20
34	180222M1_34	B8B0095-BS1 OPR 0.25	22-Feb-18	20:45:50
35	180222M1_35	B8B0095-BSD1 LCSD 0.25	22-Feb-18	20:57:17
36	180222M1_36	B8B0095-BLK1 Method Blank 0.25	22-Feb-18	21:08:47
37	180222M1_37	1800273-05RE1 MCA-EB-02 0.24963	22-Feb-18	21:20:16
38	180222M1_38	1800279-01RE1 REEPDW150 0.11792	22-Feb-18	21:31:46
39	180222M1_39	1800294-03 GW1802071620AB 0.25388	22-Feb-18	21:43:15
40	180222M1_40	B8B0106-BS1 OPR 0.25	22-Feb-18	21:54:45
41	180222M1_41	B8B0106-BSD1 LCSD 0.25	22-Feb-18	22:06:12
42	180222M1_42	B8B0106-BLK1 Method Blank 0.25	22-Feb-18	22:17:42
43	180222M1_43	1800305-01 REEPDW164 0.11246	22-Feb-18	22:29:11
44	180222M1_44	1800305-02 REEPDW165 0.11853	22-Feb-18	22:40:41
45	180222M1_45	IPA	22-Feb-18	22:52:11
46	180222M1_46	ST180222M1-12 PFC CS3 18B0815	22-Feb-18	23:03:38
47	180222M1_47	IPA <i>on 2/23/18</i>	22-Feb-18	23:15:08
48	180222M1_48	1800305-03 REEPDW166 0.11597	22-Feb-18	23:26:35
49	180222M1_49	1800305-04 REEPDW167 0.09912	22-Feb-18	23:38:05
50	180222M1_50	1800305-05 REEPDW168 0.11911	22-Feb-18	23:49:32
51	180222M1_51	1800305-06 REEPDW169 0.11678	23-Feb-18	00:01:01
52	180222M1_52	1800305-07 REEPDW170 0.1136	23-Feb-18	00:12:31
53	180222M1_53	1800305-08 REEPDW516 0.12039	23-Feb-18	00:23:58
54	180222M1_54	1800305-09 REEPDW171 0.1205	23-Feb-18	00:35:28
55	180222M1_55	1800305-10 REEPDW172 0.11734	23-Feb-18	00:46:55
56	180222M1_56	1800305-11 REEPDW173 0.11855	23-Feb-18	00:58:22
57	180222M1_57	IPA	23-Feb-18	01:09:49
58	180222M1_58	ST180222M1-13 PFC CS3 18B0815	23-Feb-18	01:21:16
59	180222M1_59	IPA <i>on 2/23/18</i>	23-Feb-18	01:32:45
60	180222M1_60	B8B0036-BS1 OPR 1	23-Feb-18	01:44:15
61	180222M1_61	B8B0036-BLK1 Method Blank 1	23-Feb-18	01:55:45
62	180222M1_62	B8B0036-MS1 Matrix Spike 1.36	23-Feb-18	02:07:06
63	180222M1_63	B8B0036-MSD1 Matrix Spike Dup 1.45	23-Feb-18	02:18:33
64	180222M1_64	1800177-01 YEAGR-01-SB01-00-02 1.23	23-Feb-18	02:30:00
65	180222M1_65	1800177-02 YEAGR-01-SB02-00-02 1.16	23-Feb-18	02:41:29

Dataset: Untitled

Last Altered: Friday, February 23, 2018 13:46:24 Pacific Standard Time

Printed: Friday, February 23, 2018 13:46:39 Pacific Standard Time

Compound name: PFBA

	Name	ID	Acq Date	Acq Time
66	180222M1_66	1800177-03 YEAGR-01-SB03-00-02 1.15	23-Feb-18	02:52:58
67	180222M1_67	IPA	23-Feb-18	03:04:28
68	180222M1_68	ST180222M1-14 PFC CS0 18B0812	23-Feb-18	03:15:55
69	180222M1_69	IPA	23-Feb-18	03:27:24
70	180222M1_70	1800177-04 YEAGR-01-SB03-08-10 1.15	23-Feb-18	03:38:53
71	180222M1_71	1800177-05 YEAGR-06-SD01-0-0.5 1.49	23-Feb-18	03:50:23
72	180222M1_72	1800177-07 YEAGR-09-SB01-00-02 1.15	23-Feb-18	04:01:50
73	180222M1_73	1800177-08 YEAGR-09-SB01-08-10 1.16	23-Feb-18	04:13:17
74	180222M1_74	1800177-09 YEAGR-09-SB02-00-02 1.14	23-Feb-18	04:24:43
75	180222M1_75	1800177-10 YEAGR-09-SB02-08-10 1.18	23-Feb-18	04:36:10
76	180222M1_76	1800177-11 YEAGR-09-SB03-01-03 1.32	23-Feb-18	04:47:39
77	180222M1_77	1800177-12 YEAGR-09-SB03-08-10 1.12	23-Feb-18	04:59:06
78	180222M1_78	1800195-01 PITTS-22-SB03-0-2 1.13	23-Feb-18	05:10:36
79	180222M1_79	1800195-02 PITTS-22-SB03-6-8 1.15	23-Feb-18	05:22:06
80	180222M1_80	IPA	23-Feb-18	05:33:33
81	180222M1_81	ST180222M1-15 PFC CS3 18B0815	23-Feb-18	05:45:03
82	180222M1_82	IPA <i>on 2/23/18</i>	23-Feb-18	05:56:32
83	180222M1_83	1800195-12 PITTS-SO-DUP06-011918 1.18	23-Feb-18	06:08:02
84	180222M1_84	1800195-13 PITTS-22-SB01-0-2 1.14	23-Feb-18	06:19:32
85	180222M1_85	1800195-14 PITTS-22-SB01-5-7 1.14	23-Feb-18	06:30:58
86	180222M1_86	1800195-15 PITTS-22-SB02-0-2 1.14	23-Feb-18	06:42:28
87	180222M1_87	1800195-16 PITTS-22-SB02-4-6 1.17	23-Feb-18	06:53:58
88	180222M1_88	1800195-17 PITTS-23-SB03-0-2 1.16	23-Feb-18	07:05:25
89	180222M1_89	1800195-18 PITTS-23-SB03-5-6 1.16	23-Feb-18	07:16:55
90	180222M1_90	B8B0071-BS1 OPR 0.125	23-Feb-18	07:28:22
91	180222M1_91	B8B0071-BLK1 Method Blank 0.125	23-Feb-18	07:39:52
92	180222M1_92	B8B0071-MS1 Matrix Spike 0.11146	23-Feb-18	07:51:19
93	180222M1_93	B8B0071-MSD1 Matrix Spike Dup 0.11331	23-Feb-18	08:02:49
94	180222M1_94	1800284-01 OF-RW65-0218 0.10925	23-Feb-18	08:14:18
95	180222M1_95	1800284-02 OF-RW65P-0218 0.11249	23-Feb-18	08:25:48
96	180222M1_96	1800284-03 OF-FB65-0218 0.11816	23-Feb-18	08:37:17
97	180222M1_97	1800284-04 OF-RW49-0218 0.11012	23-Feb-18	08:48:47
98	180222M1_98	1800284-05 OF-FB49-0218 0.1157	23-Feb-18	09:00:16
99	180222M1_99	IPA	23-Feb-18	09:11:45

Dataset: Untitled

Last Altered: Friday, February 23, 2018 13:46:24 Pacific Standard Time

Printed: Friday, February 23, 2018 13:46:39 Pacific Standard Time

Compound name: PFBA

	Name	ID	Acq.Date	Acq.Time
100	180222M1_100	ST180222M1-16 PFC CS3 18B0815	23-Feb-18	09:23:15
101	180222M1_101	IPA <i>on 2/23/18</i>	23-Feb-18	09:34:44
102	180222M1_102	1800284-06 OF-RW41-0218 0.11145	23-Feb-18	09:46:11
103	180222M1_103	1800284-07 OF-FB41-0218 0.11326	23-Feb-18	09:57:38
104	180222M1_104	1800284-08 OF-RW11-0218 0.11113	23-Feb-18	10:09:05
105	180222M1_105	1800284-09 OF-FB11-0218 0.1129	23-Feb-18	10:20:35
106	180222M1_106	1800284-10 OF-RW25-0218 0.11538	23-Feb-18	10:32:04
107	180222M1_107	1800284-11 OF-FB25-0218 0.11705	23-Feb-18	10:43:34
108	180222M1_108	1800284-12 OF-RW12-0218 0.11375	23-Feb-18	10:55:03
109	180222M1_109	1800284-13 OF-FB12-0218 0.11329	23-Feb-18	11:06:33
110	180222M1_110	1800284-14 OF-RW09-0218 0.10888	23-Feb-18	11:18:03
111	180222M1_111	1800284-15 OF-FB09-0218 0.11462	23-Feb-18	11:29:32
112	180222M1_112	1800284-16 OF-RW31-0218 0.11398	23-Feb-18	11:41:02
113	180222M1_113	1800284-17 OF-FB31-0218 0.11726	23-Feb-18	11:52:29
114	180222M1_114	B8B0072-BS1 OPR 1	23-Feb-18	12:03:58
115	180222M1_115	B8B0072-BLK1 Method Blank 1	23-Feb-18	12:15:27
116	180222M1_116	1800205-01 PFAS in Soil, 462, Soil 101 1.04	23-Feb-18	12:26:58
117	180222M1_117	1800179-07 YEAGR-04-SB02-08-10 1.11	23-Feb-18	12:38:27
118	180222M1_118	IPA <i>2 7</i>	23-Feb-18	12:49:57
119	180222M1_119	ST180222M1-17 PFC CS3 18B0815	23-Feb-18	13:01:25
120	180222M1_120	IPA <i>on 2/23/18</i>	23-Feb-18	13:12:55



Dataset: F:\Projects\PFAS.PRO\Results\180222M1\180222M1-100.qld

Last Altered: Friday, February 23, 2018 11:24:36 Pacific Standard Time

Printed: Friday, February 23, 2018 13:44:02 Pacific Standard Time

Method: F:\Projects\PFAS.PRO\MethDB\PFAS\_FULL\_80C\_022218.mdb 23 Feb 2018 08:58:55

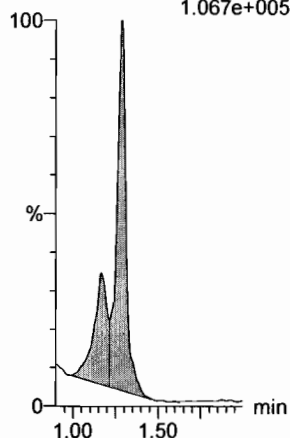
Calibration: F:\Projects\PFAS.PRO\CurveDB\C18\_VAL-PFAS\_Q4\_02-22-18-FULL.cdb 23 Feb 2018 10:57:03

Name: 180222M1\_100, Date: 23-Feb-2018, Time: 09:23:15, ID: ST180222M1-16 PFC CS3 18B0815, Description: PFC CS3 18B0815

*2*  
*2/22/18*

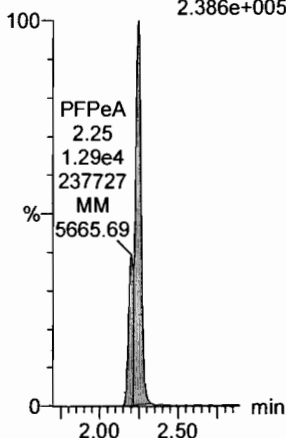
**PFBA**

F1:MRM of 1 channel,ES-  
213.0 > 168.8  
1.067e+005



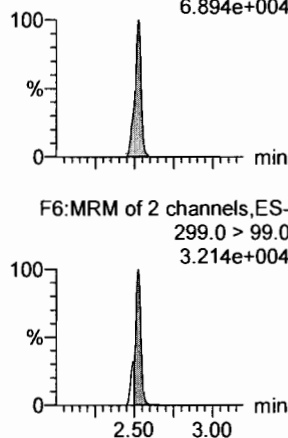
**PFPeA**

F4:MRM of 1 channel,ES-  
263.1 > 218.9  
2.386e+005



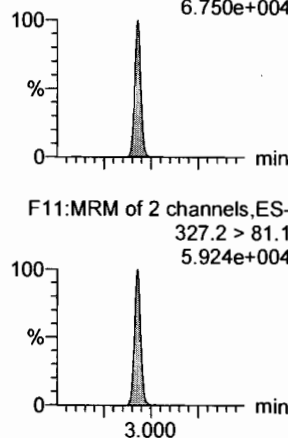
**PFBS**

F6:MRM of 2 channels,ES-  
299.0 > 79.7  
6.894e+004



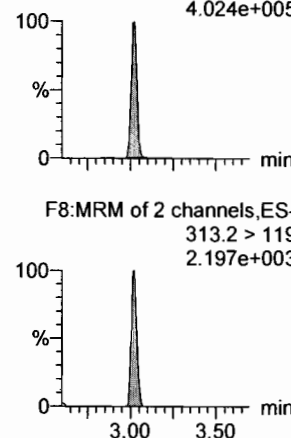
**4:2 FTS**

F11:MRM of 2 channels,ES-  
327.2 > 307.2  
6.750e+004



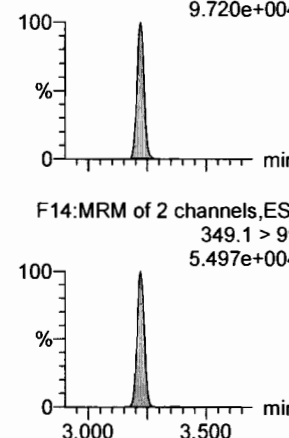
**PFHxA**

F8:MRM of 2 channels,ES-  
313.2 > 268.9  
4.024e+005



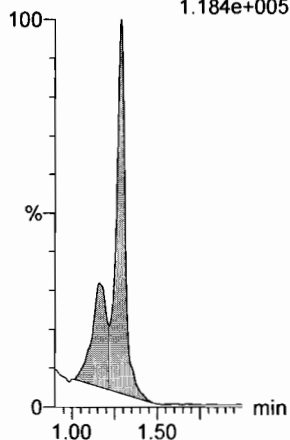
**PFPeS**

F14:MRM of 2 channels,ES-  
349.1 > 80.1  
9.720e+004



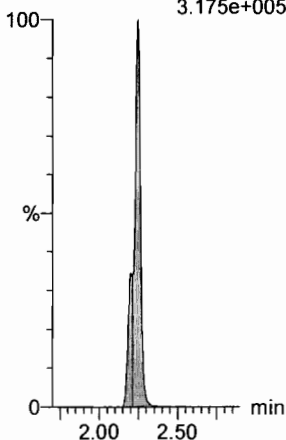
**13C3-PFBA**

F2:MRM of 1 channel,ES-  
216.1 > 171.8  
1.184e+005



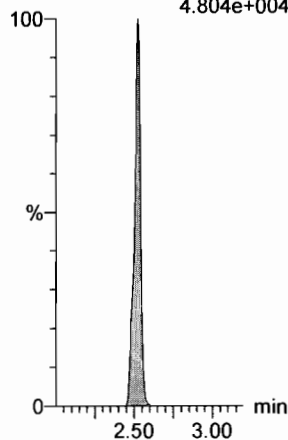
**13C3-PFPeA**

F5:MRM of 1 channel,ES-  
266. > 221.8  
3.175e+005



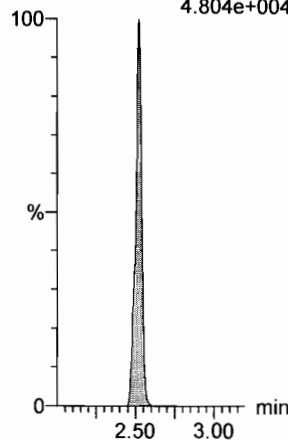
**13C3-PFBS**

F7:MRM of 1 channel,ES-  
302. > 98.8  
4.804e+004



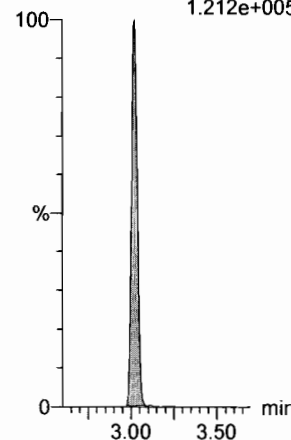
**13C3-PFBS**

F7:MRM of 1 channel,ES-  
302. > 98.8  
4.804e+004



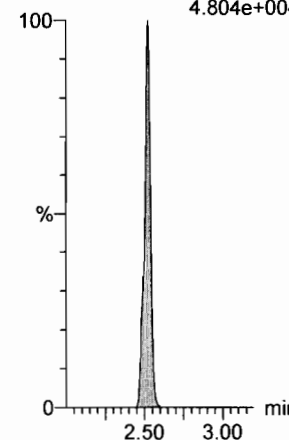
**13C2-PFHxA**

F9:MRM of 1 channel,ES-  
315 > 269.8  
1.212e+005



**13C3-PFBS**

F7:MRM of 1 channel,ES-  
302. > 98.8  
4.804e+004



Dataset: F:\Projects\PFAS.PRO\Results\180222M1\180222M1-100.qld

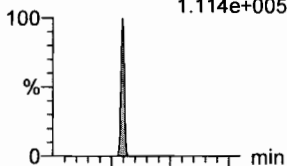
Last Altered: Friday, February 23, 2018 11:24:36 Pacific Standard Time

Printed: Friday, February 23, 2018 13:44:02 Pacific Standard Time

Name: 180222M1\_100, Date: 23-Feb-2018, Time: 09:23:15, ID: ST180221M1-16 PFC CS3 18B0815, Description: PFC CS3 18B0815

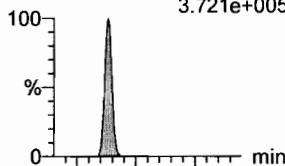
**6:2 FTS**

F23:MRM of 2 channels,ES-  
427.1 > 407  
1.114e+005



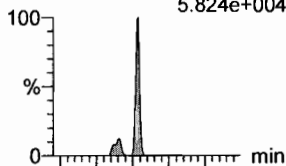
**PFHpA**

F15:MRM of 2 channels,ES-  
363.0 > 318.9  
3.721e+005



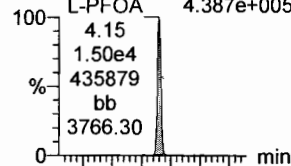
**L-PFHxS**

F17:MRM of 2 channels,ES-  
398.9 > 79.6  
5.824e+004



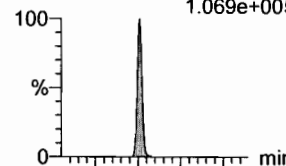
**L-PFOA**

F20:MRM of 2 channels,ES-  
413 > 368.7  
4.387e+005



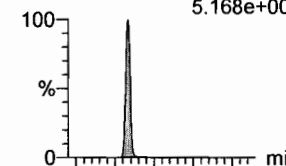
**PFHpS**

F25:MRM of 2 channels,ES-  
449 > 80.0  
1.069e+005

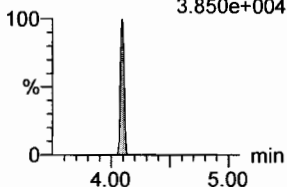


**PFNA**

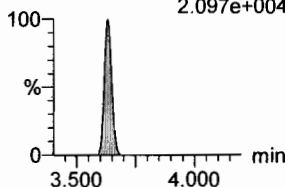
F26:MRM of 2 channels,ES-  
463.0 > 418.8  
5.168e+005



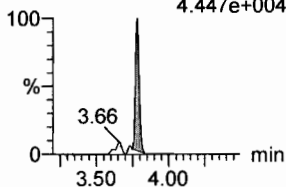
F23:MRM of 2 channels,ES-  
427.1 > 80  
3.850e+004



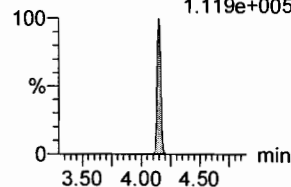
F15:MRM of 2 channels,ES-  
363.0 > 169.0  
2.097e+004



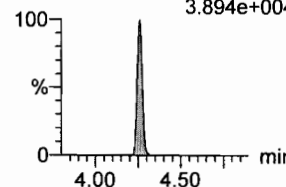
F17:MRM of 2 channels,ES-  
398.9 > 99.0  
4.447e+004



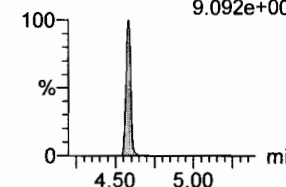
F20:MRM of 2 channels,ES-  
413 > 169  
1.119e+005



F25:MRM of 2 channels,ES-  
449 > 98.7  
3.894e+004

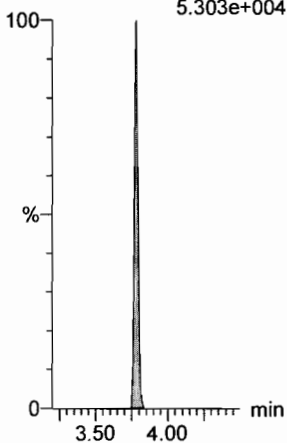


F26:MRM of 2 channels,ES-  
463.0 > 219.0  
9.092e+004



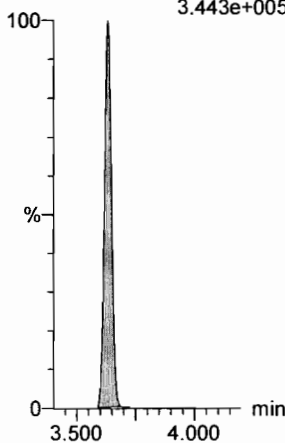
**18O2-PFHxS**

F19:MRM of 1 channel,ES-  
403.0 > 102.6  
5.303e+004



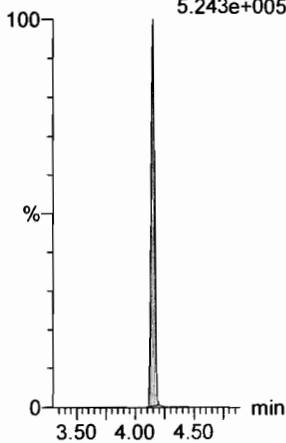
**13C4-PFHpA**

F16:MRM of 1 channel,ES-  
367.2 > 321.8  
3.443e+005



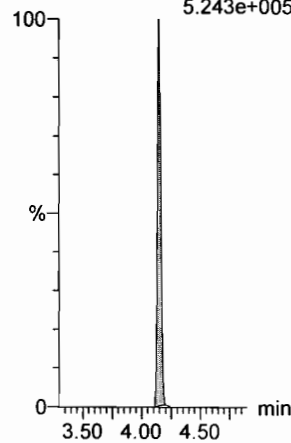
**13C2-PFOA**

F21:MRM of 1 channel,ES-  
414.9 > 369.7  
5.243e+005



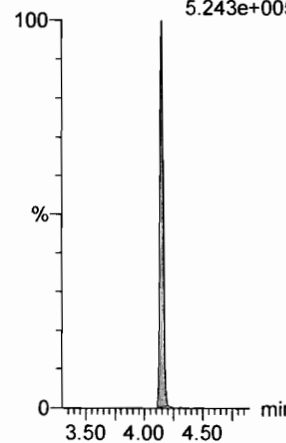
**13C2-PFOA**

F21:MRM of 1 channel,ES-  
414.9 > 369.7  
5.243e+005



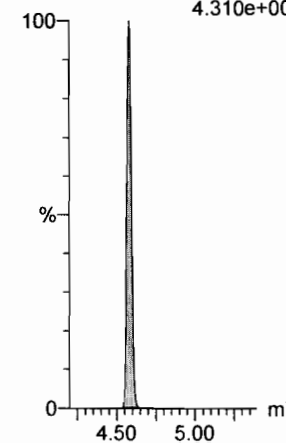
**13C2-PFOA**

F21:MRM of 1 channel,ES-  
414.9 > 369.7  
5.243e+005



**13C5-PFNA**

F27:MRM of 1 channel,ES-  
468.2 > 422.9  
4.310e+005



Dataset: F:\Projects\PFAS.PRO\Results\180222M1\180222M1-100.qld

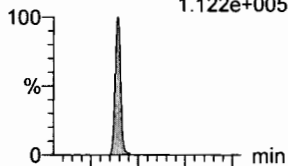
Last Altered: Friday, February 23, 2018 11:24:36 Pacific Standard Time

Printed: Friday, February 23, 2018 13:44:02 Pacific Standard Time

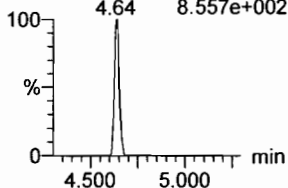
Name: 180222M1\_100, Date: 23-Feb-2018, Time: 09:23:15, ID: ST180221M1-16 PFC CS3 18B0815, Description: PFC CS3 18B0815

**PFOSA**

F29:MRM of 4 channels,ES-  
498.1 > 77.8  
1.122e+005

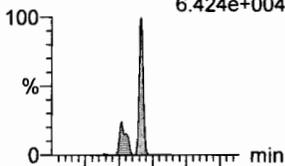


F29:MRM of 4 channels,ES-  
498.1 > 478  
8.557e+002

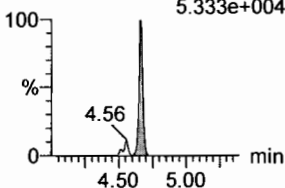


**L-PFOS**

F31:MRM of 2 channels,ES-  
499 > 79.9  
6.424e+004

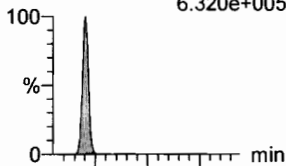


F31:MRM of 2 channels,ES-  
499 > 99  
5.333e+004

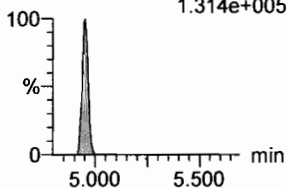


**PFDA**

F36:MRM of 2 channels,ES-  
513 > 468.8  
6.320e+005

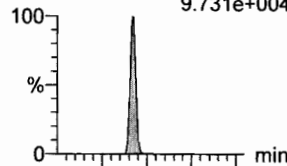


F36:MRM of 2 channels,ES-  
513 > 219  
1.314e+005

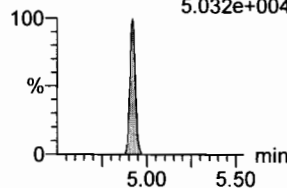


**8:2 FTS**

F41:MRM of 2 channels,ES-  
527 > 506.9  
9.731e+004

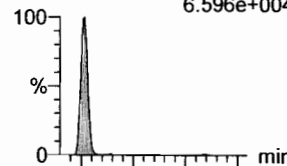


F41:MRM of 2 channels,ES-  
527 > 80  
5.032e+004

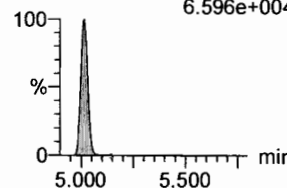


**PFNS**

F44:MRM of 2 channels,ES-  
549.1 > 80.1  
6.596e+004

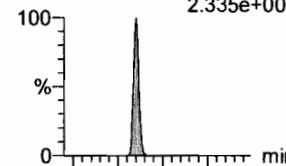


F44:MRM of 2 channels,ES-  
549.1 > 80.1  
6.596e+004

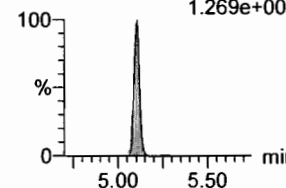


**N-MeFOSAA**

F47:MRM of 2 channels,ES-  
570.1 > 419  
2.335e+005

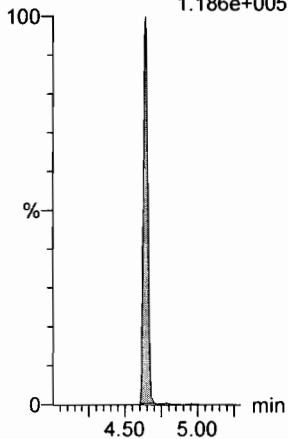


F47:MRM of 2 channels,ES-  
570.1 > 483.0  
1.269e+004



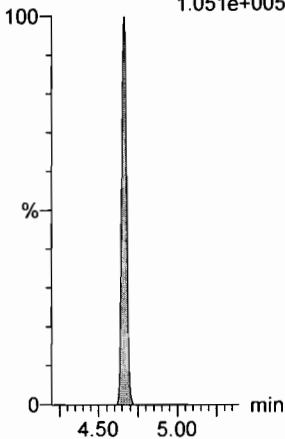
**13C8-PFOSA**

F33:MRM of 1 channel,ES-  
506.1 > 77.7  
1.186e+005



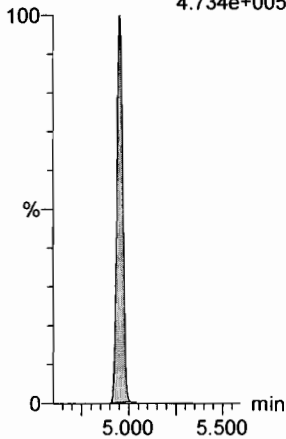
**13C8-PFOS**

F34:MRM of 1 channel,ES-  
507.0 > 79.9  
1.051e+005



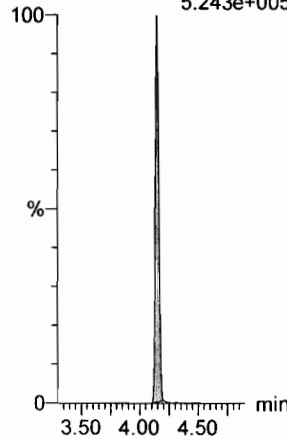
**13C2-PFDA**

F37:MRM of 1 channel,ES-  
515.1 > 469.9  
4.734e+005



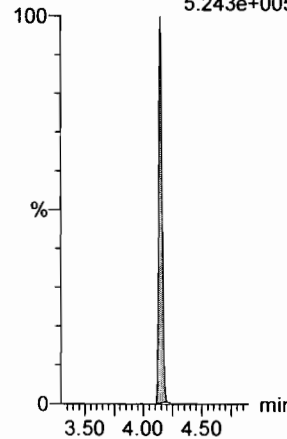
**13C2-PFOA**

F21:MRM of 1 channel,ES-  
414.9 > 369.7  
5.243e+005



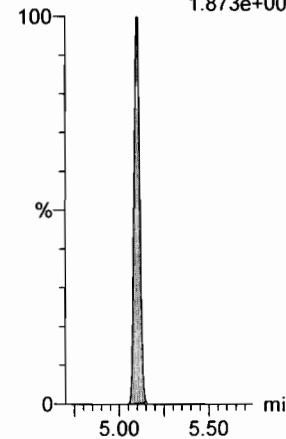
**13C2-PFOA**

F21:MRM of 1 channel,ES-  
414.9 > 369.7  
5.243e+005



**d3-N-MeFOSAA**

F49:MRM of 1 channel,ES-  
573.3 > 419  
1.873e+005



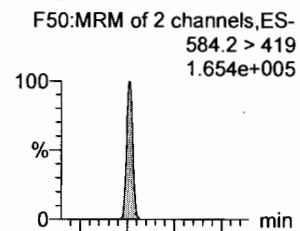
Dataset: F:\Projects\PFAS.PRO\Results\180222M1\180222M1-100.qld

Last Altered: Friday, February 23, 2018 11:24:36 Pacific Standard Time

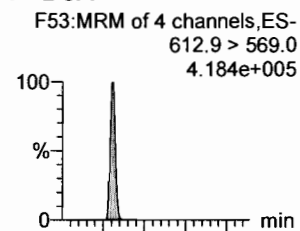
Printed: Friday, February 23, 2018 13:44:02 Pacific Standard Time

Name: 180222M1\_100, Date: 23-Feb-2018, Time: 09:23:15, ID: ST180221M1-16 PFC CS3 18B0815, Description: PFC CS3 18B0815

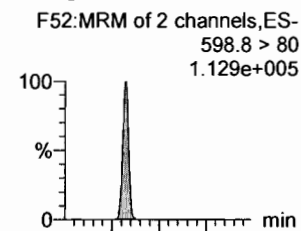
**N-EtFOSAA**



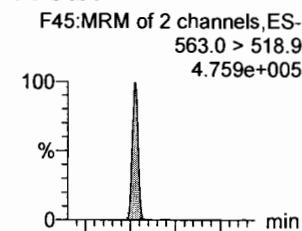
**PFDoA**



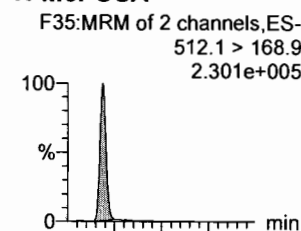
**PFDS**



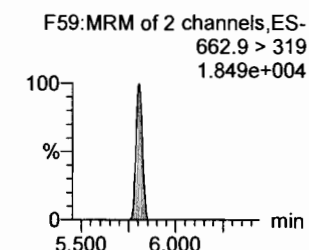
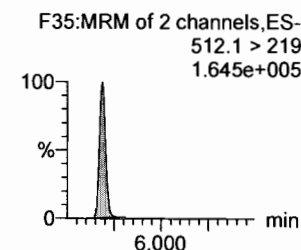
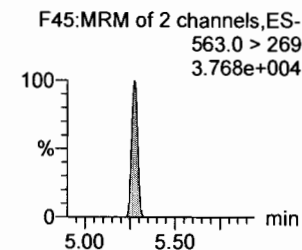
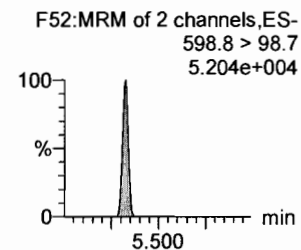
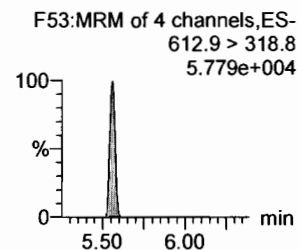
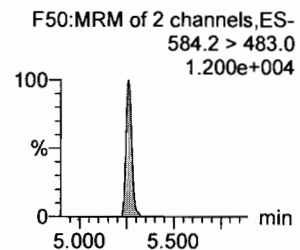
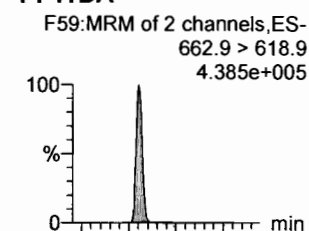
**PFUdA**



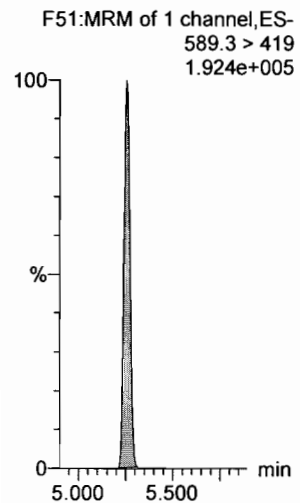
**N-MeFOSA**



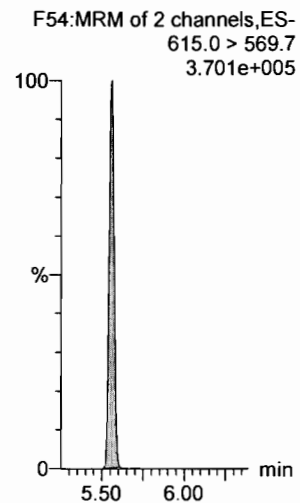
**PFTrDA**



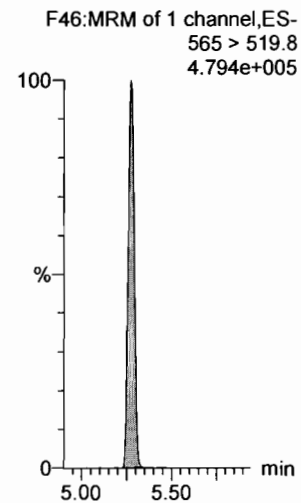
**d5-N-EtFOSAA**



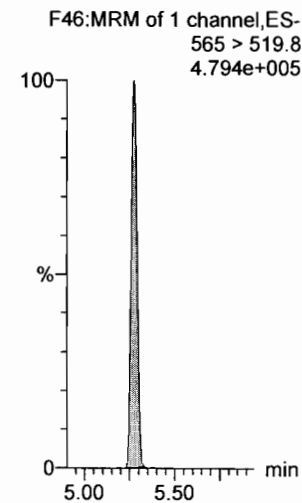
**13C2-PFDoA**



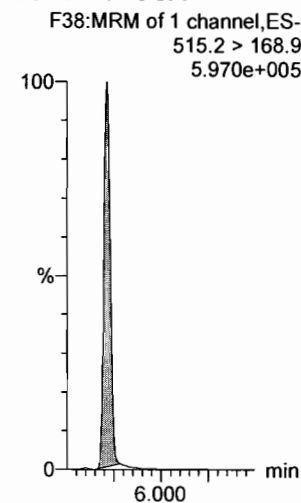
**13C2-PFUdA**



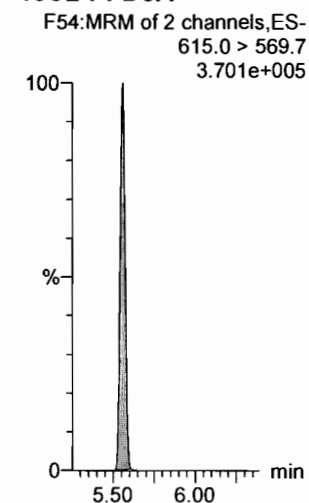
**13C2-PFUdA**



**d3-N-MeFOSA**



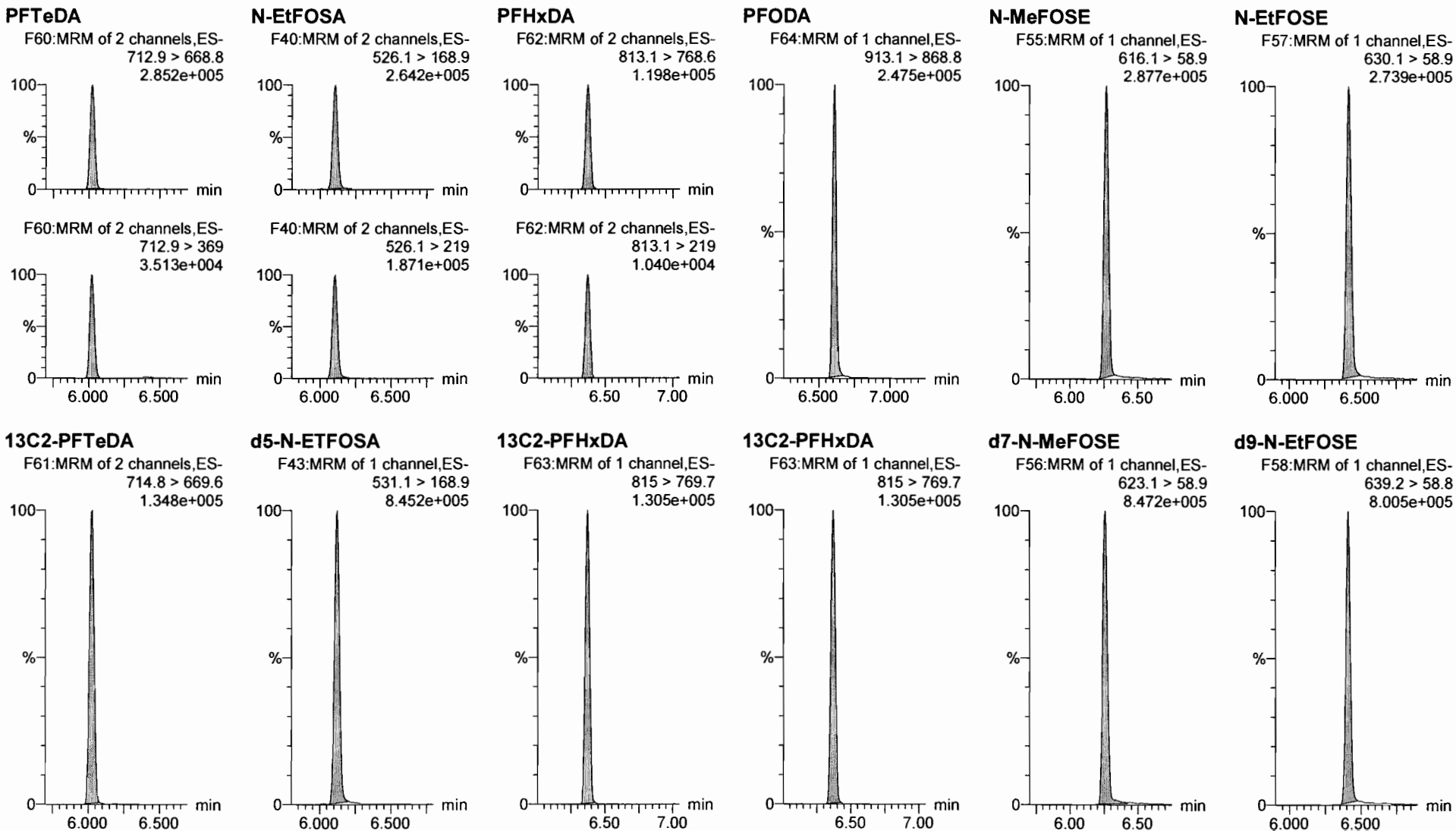
**13C2-PFDoA**



Dataset: F:\Projects\PFAS.PRO\Results\180222M1\180222M1-100.qld

Last Altered: Friday, February 23, 2018 11:24:36 Pacific Standard Time  
Printed: Friday, February 23, 2018 13:44:02 Pacific Standard Time

Name: 180222M1\_100, Date: 23-Feb-2018, Time: 09:23:15, ID: ST180221M1-16 PFC CS3 18B0815, Description: PFC CS3 18B0815

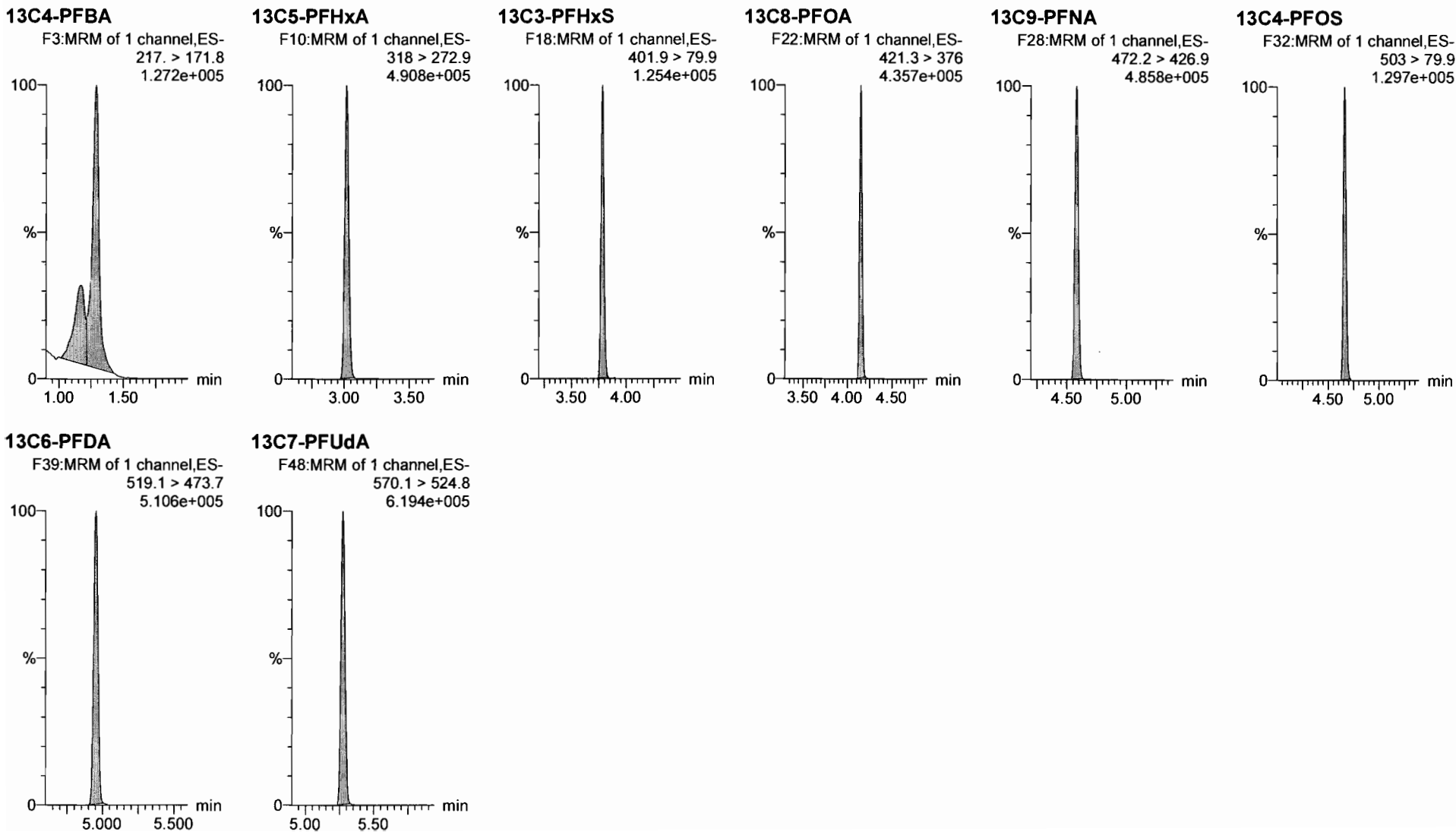


Dataset: F:\Projects\PFAS.PRO\Results\180222M1\180222M1-100.qld

Last Altered: Friday, February 23, 2018 11:24:36 Pacific Standard Time

Printed: Friday, February 23, 2018 13:44:02 Pacific Standard Time

Name: 180222M1\_100, Date: 23-Feb-2018, Time: 09:23:15, ID: ST180221M1-16 PFC CS3 18B0815, Description: PFC CS3 18B0815



Dataset: F:\Projects\PFAS.PRO\Results\180222M1\180222M1-119.qld

Last Altered: Friday, February 23, 2018 13:44:53 Pacific Standard Time

Printed: Friday, February 23, 2018 13:45:05 Pacific Standard Time

*J.A.*  
02/23/2018

Method: F:\Projects\PFAS.PRO\MethDB\PFAS\_FULL\_80C\_022218.mdb 23 Feb 2018 08:58:55

Calibration: F:\Projects\PFAS.PRO\CurveDB\C18\_VAL-PFAS\_Q4\_02-22-18-FULL.cdb 23 Feb 2018 10:57:03

Name: 180222M1\_119, Date: 23-Feb-2018, Time: 13:01:25, ID: ST180222M1-119/PFC CS3 18B0815, Description: PFC CS3 18B0815

*2*  
*Am 2/23/18*  
*Am 2/23/18*

	# Name	Trace	Area	IS Area	RRF	Pred.RT	RT	y Axis Resp.	Conc.	%Rec	Recovery	Out
1	1 PFBA	213.0 > 168.8	1.02e4	1.05e4		1.46	1.31	12.1	10.3	103.2	NO	
2	2 PFPeA	263.1 > 218.9	1.35e4	1.63e4		2.42	2.26	10.4	10.4	103.9	NO	
3	3 PFBS	299.0 > 79.7	3.14e3	2.00e3		2.60	2.53	19.7	10.3	103.4	NO	
4	4 4:2 FTS	327.2>307.2	2.93e3	2.00e3		3.00	2.93	18.3	11.3	112.9	NO	
5	5 PFHxA	313.2 > 268.9	1.44e4	5.09e3		3.19	3.03	14.2	9.47	94.7	NO	
6	6 PFPeS	349.1>80.1	3.61e3	2.00e3		3.39	3.23	22.6	11.9	119.1	NO	
7	7 PFHpA	363.0 > 318.9	1.25e4	1.22e4		3.81	3.64	12.8	9.62	96.2	NO	
8	8 L-PFHxS	398.9 > 79.6	2.43e3	1.73e3		3.85	3.79	17.6	9.62	96.2	NO	
9	10 6:2 FTS	427.1 > 407	3.35e3	2.12e4		4.28	4.10	1.98	8.11	81.1	NO	
10	11 L-PFOA	413 > 368.7	1.59e4	2.12e4		4.22	4.16	9.41	10.1	101.1	NO	
11	13 PFHpS	449 > 80.0	3.55e3	2.12e4		4.44	4.27	2.10	9.03	90.3	NO	
12	14 PFNA	463.0 > 418.8	1.83e4	1.61e4		4.76	4.59	14.2	11.4	113.6	NO	
13	15 PFOSA	498.1 > 77.8	3.53e3	3.76e3		4.83	4.65	11.7	10.7	107.4	NO	
14	16 L-PFOS	499 > 79.9	3.60e3	4.04e3		4.74	4.67	11.2	9.89	98.9	NO	
15	18 PFDA	513 > 468.8	1.43e4	1.38e4		5.14	4.96	12.9	10.1	100.6	NO	
16	19 8:2 FTS	527 > 506.9	2.83e3	2.12e4		5.12	4.93	1.67	7.55	75.5	NO	
17	20 PFNS	549.1>80.1	3.01e3	4.04e3		5.08	5.02	9.31	10.9	108.9	NO	
18	21 N-MeFOSAA	570.1 > 419	8.18e3	6.92e3		5.29	5.11	14.8	10.6	105.6	NO	
19	22 N-EtFOSAA	584.2 > 419	6.45e3	8.05e3		5.45	5.27	10.0	8.92	89.2	NO	
20	23 PFUdA	563.0 > 518.9	1.54e4	1.66e4		5.46	5.28	11.7	11.4	113.7	NO	
21	24 PFDS	598.8 > 80	3.88e3	1.66e4		5.51	5.33	2.93	11.2	112.0	NO	
22	25 PFDoA	612.9 > 569.0	1.83e4	1.50e4		5.74	5.56	15.3	12.7	127.4	NO	
23	26 N-MeFOSA	512.1 > 168.9	8.28e3	2.32e4		5.84	5.70	53.6	58.3	116.5	NO	
24	27 PFTrDA	662.9 > 618.9	1.55e4	1.50e4		5.98	5.81	12.9	8.52	85.2	NO	
25	28 PFTeDA	712.9 > 668.8	1.41e4	6.35e3		6.20	6.03	27.9	12.1	120.8	NO	
26	29 N-EtFOSA	526.1 > 168.9	1.13e4	3.56e4		6.22	6.11	47.7	51.3	102.6	NO	
27	30 PFHxDA	813.1 > 768.6	6.32e3	5.41e3		6.51	6.38	5.84	7.78	77.8	NO	
28	31 PFODA	913.1 > 868.8	9.72e3	5.41e3		6.74	6.61	8.98	10.6	106.0	NO	
29	32 N-MeFOSE	616.1 > 58.9	9.38e3	2.97e4		6.31	6.27	47.3	45.1	90.3	NO	
30	33 N-EtFOSE	630.1 > 58.9	1.22e4	3.14e4		6.45	6.43	58.2	47.8	95.6	NO	
31	34 13C3-PFBA	216.1 > 171.8	1.05e4	1.15e4	0.906	1.46	1.31	11.4	12.6	100.6	NO	

*Am*  
*2/23/18*

Dataset: F:\Projects\PFAS.PRO\Results\180222M1\180222M1-119.qld

Last Altered: Friday, February 23, 2018 13:44:53 Pacific Standard Time

Printed: Friday, February 23, 2018 13:45:05 Pacific Standard Time

Name: 180222M1\_119, Date: 23-Feb-2018, Time: 13:01:25, ID: ST180221M1-11/ <sup>7</sup> PFC CS3 18B0815, Description: PFC CS3 18B0815  
*am 2/23/18*

	# Name	Trace	Area	IS Area	RRF	Pred.RT	RT	y Axis Resp.	Conc.	%Rec	Recovery	Out
32	35 13C3-PFPeA	266. > 221.8	1.63e4	1.90e4	0.917	2.42	2.26	10.7	11.7	93.2	NO	
33	36 13C3-PFBS	302. > 98.8	2.00e3	1.90e4	0.120	2.69	2.53	1.31	10.9	87.4	NO	
34	37 13C2-PFHxA	315 > 269.8	5.09e3	1.90e4	0.760	3.19	3.03	3.35	4.40	88.1	NO	
35	38 13C4-PFHpA	367.2 > 321.8	1.22e4	1.90e4	0.729	3.81	3.64	8.05	11.0	88.3	NO	
36	39 18O2-PFHxS	403.0 > 102.6	1.73e3	4.52e3	0.367	3.96	3.79	4.78	13.0	104.2	NO	
37	40 13C2-PFOA	414.9 > 369.7	2.12e4	1.58e4	1.225	4.33	4.16	16.8	13.7	109.6	NO	
38	41 13C5-PFNA	468.2 > 422.9	1.61e4	1.60e4	0.936	4.76	4.59	12.6	13.4	107.4	NO	
39	42 13C8-PFOSA	506.1 > 77.7	3.76e3	1.88e4	0.235	4.83	4.65	2.50	10.6	85.1	NO	
40	43 13C8-PFOS	507.0 > 79.9	4.04e3	4.20e3	1.018	4.84	4.67	12.0	11.8	94.4	NO	
41	44 13C2-PFDA	515.1 > 469.9	1.38e4	1.79e4	0.977	5.14	4.96	9.62	9.85	78.8	NO	
42	45 d3-N-MeFOSAA	573.3 > 419	6.92e3	1.88e4	0.405	5.29	5.11	4.60	11.4	91.0	NO	
43	46 d5-N-ETFOSAA	589.3 > 419	8.05e3	1.88e4	0.419	5.45	5.26	5.35	12.8	102.3	NO	
44	47 13C2-PFUdA	565 > 519.8	1.66e4	1.88e4	1.045	5.46	5.28	11.0	10.5	84.4	NO	
45	48 13C2-PFDoA	615.0 > 569.7	1.50e4	1.88e4	0.832	5.74	5.57	9.97	12.0	95.8	NO	
46	49 d3-N-MeFOSA	515.2 > 168.9	2.32e4	1.88e4	0.109	5.84	5.72	15.4	141	94.3	NO	
47	50 13C2-PFTeDA	714.8 > 669.6	6.35e3	1.88e4	0.313	6.20	6.03	4.22	13.5	107.8	NO	
48	51 d5-N-ETFOSA	531.1 > 168.9	3.56e4	1.88e4	0.160	6.22	6.13	23.7	148	98.6	NO	
49	52 13C2-PFHxDA	815 > 769.7	5.41e3	1.88e4	0.648	6.51	6.38	3.60	5.55	111.C	NO	
50	53 d7-N-MeFOSE	623.1 > 58.9	2.97e4	1.88e4	0.150	6.31	6.26	19.8	132	88.1	NO	
51	54 d9-N-ETFOSE	639.2 > 58.8	3.14e4	1.88e4	0.142	6.45	6.41	20.9	147	98.2	NO	
52	55 13C4-PFBA	217. > 171.8	1.15e4	1.15e4	1.000	1.46	1.31	12.5	12.5	100.0	NO	
53	56 13C5-PFHxA	318 > 272.9	1.90e4	1.90e4	1.000	3.19	3.03	12.5	12.5	100.0	NO	
54	57 13C3-PFHxS	401.9 > 79.9	4.52e3	4.52e3	1.000	3.96	3.79	12.5	12.5	100.0	NO	
55	58 13C8-PFOA	421.3 > 376	1.58e4	1.58e4	1.000	4.33	4.16	12.5	12.5	100.0	NO	
56	59 13C9-PFNA	472.2 > 426.9	1.60e4	1.60e4	1.000	4.70	4.59	12.5	12.5	100.0	NO	
57	60 13C4-PFOS	503 > 79.9	4.20e3	4.20e3	1.000	4.84	4.67	12.5	12.5	100.0	NO	
58	61 13C6-PFDA	519.1 > 473.7	1.79e4	1.79e4	1.000	5.14	4.96	12.5	12.5	100.0	NO	
59	62 13C7-PFUdA	570.1 > 524.8	1.88e4	1.88e4	1.000	5.46	5.28	12.5	12.5	100.0	NO	



Dataset: Untitled

Last Altered: Friday, February 23, 2018 13:46:24 Pacific Standard Time  
 Printed: Friday, February 23, 2018 13:46:39 Pacific Standard Time

Method: F:\Projects\PFAS.PRO\MethDB\PFAS\_FULL\_80C\_022218.mdb 23 Feb 2018 08:58:55  
 Calibration: F:\Projects\PFAS.PRO\CurveDB\C18\_VAL-PFAS\_Q4\_02-22-18-FULL.cdb 23 Feb 2018 10:57:03

Compound name: PFBA

	Name	ID	Acq Date	Acq Time
1	180222M1_1	IPA	22-Feb-18	14:27:15
2	180222M1_2	ST180222M1-1 PFC CS-2 18B0810	22-Feb-18	14:38:45
3	180222M1_3	ST180222M1-2 PFC CS-1 18B0811	22-Feb-18	14:50:11
4	180222M1_4	ST180222M1-3 PFC CS0 18B0812	22-Feb-18	15:01:42
5	180222M1_5	ST180222M1-4 PFC CS1 18B0813	22-Feb-18	15:13:09
6	180222M1_6	ST180222M1-5 PFC CS2 18B0814	22-Feb-18	15:24:36
7	180222M1_7	ST180222M1-6 PFC CS3 18B0815	22-Feb-18	15:36:03
8	180222M1_8	ST180222M1-7 PFC CS4 18B0816	22-Feb-18	15:47:29
9	180222M1_9	ST180222M1-8 PFC CS5 18B0817	22-Feb-18	15:58:59
10	180222M1_10	ST180222M1-9 PFC CS6 18B0818	22-Feb-18	16:10:28
11	180222M1_11	ST180222M1-10 PFC CS7 18B0819	22-Feb-18	16:21:58
12	180222M1_12	IPA	22-Feb-18	16:33:27
13	180222M1_13	ICV180222M1-1 PFC ICV 18B0809	22-Feb-18	16:44:56
14	180222M1_14	IPA	22-Feb-18	16:56:25
15	180222M1_15	1702096-01@5X 980560360 3	22-Feb-18	17:07:55
16	180222M1_16	B8B0074-BS1 OPR 1	22-Feb-18	17:19:19
17	180222M1_17	1800268-03 WI-AF-SB614P-0102-0118 1.28	22-Feb-18	17:30:45
18	180222M1_18	1800268-05 WI-AF-SB612-0204-0118 1.25	22-Feb-18	17:42:12
19	180222M1_19	1800268-07 WI-AF-SB612-6870-0118 1.3	22-Feb-18	17:53:39
20	180222M1_20	1800268-08 WI-AF-SB613-000H-0118 1.39	22-Feb-18	18:05:07
21	180222M1_21	1800268-09 WI-AF-SB613-0H02-0118 1.34	22-Feb-18	18:16:37
22	180222M1_22	1800268-10 WI-AF-SB613-03H04H-0118 1.2	22-Feb-18	18:28:07
23	180222M1_23	1800268-11 WI-AF-SB613-5657H-0118 1.23	22-Feb-18	18:39:37
24	180222M1_24	1800268-12 WI-AF-SB607-000H-0118 1.06	22-Feb-18	18:51:06
25	180222M1_25	1800268-13 WI-AF-SB607P-000H-0118 1.34	22-Feb-18	19:02:36
26	180222M1_26	IPA 2	22-Feb-18	19:14:05
27	180222M1_27	ST180222M1-11 PFC CS3 18B0815	22-Feb-18	19:25:36
28	180222M1_28	IPA on 2/23/18	22-Feb-18	19:37:02
29	180222M1_29	1800268-14 WI-AF-SB607-0203-0118 1.22	22-Feb-18	19:48:35
30	180222M1_30	1800268-15 WI-AF-SB607-0405-0118 1.01	22-Feb-18	20:00:00
31	180222M1_31	1800268-16 WI-AF-SB607-1011-0118 1.26	22-Feb-18	20:11:27

Dataset: Untitled

Last Altered: Friday, February 23, 2018 13:46:24 Pacific Standard Time

Printed: Friday, February 23, 2018 13:46:39 Pacific Standard Time

Compound name: PFBA

	Name	ID	Acq Date	Acq Time
32	180222M1_32	1800268-17 WI-AF-SB610-3940-0118 1.1	22-Feb-18	20:22:53
33	180222M1_33	1800268-18 WI-AF-SB610P-3940-0118 1.22	22-Feb-18	20:34:20
34	180222M1_34	B8B0095-BS1 OPR 0.25	22-Feb-18	20:45:50
35	180222M1_35	B8B0095-BSD1 LCSD 0.25	22-Feb-18	20:57:17
36	180222M1_36	B8B0095-BLK1 Method Blank 0.25	22-Feb-18	21:08:47
37	180222M1_37	1800273-05RE1 MCA-EB-02 0.24963	22-Feb-18	21:20:16
38	180222M1_38	1800279-01RE1 REEPDW150 0.11792	22-Feb-18	21:31:46
39	180222M1_39	1800294-03 GW1802071620AB 0.25388	22-Feb-18	21:43:15
40	180222M1_40	B8B0106-BS1 OPR 0.25	22-Feb-18	21:54:45
41	180222M1_41	B8B0106-BSD1 LCSD 0.25	22-Feb-18	22:06:12
42	180222M1_42	B8B0106-BLK1 Method Blank 0.25	22-Feb-18	22:17:42
43	180222M1_43	1800305-01 REEPDW164 0.11246	22-Feb-18	22:29:11
44	180222M1_44	1800305-02 REEPDW165 0.11853	22-Feb-18	22:40:41
45	180222M1_45	IPA	22-Feb-18	22:52:11
46	180222M1_46	ST180222M1-12 PFC CS3 18B0815	22-Feb-18	23:03:38
47	180222M1_47	IPA <i>on 2/23/18</i>	22-Feb-18	23:15:08
48	180222M1_48	1800305-03 REEPDW166 0.11597	22-Feb-18	23:26:35
49	180222M1_49	1800305-04 REEPDW167 0.09912	22-Feb-18	23:38:05
50	180222M1_50	1800305-05 REEPDW168 0.11911	22-Feb-18	23:49:32
51	180222M1_51	1800305-06 REEPDW169 0.11678	23-Feb-18	00:01:01
52	180222M1_52	1800305-07 REEPDW170 0.1136	23-Feb-18	00:12:31
53	180222M1_53	1800305-08 REEPDW516 0.12039	23-Feb-18	00:23:58
54	180222M1_54	1800305-09 REEPDW171 0.1205	23-Feb-18	00:35:28
55	180222M1_55	1800305-10 REEPDW172 0.11734	23-Feb-18	00:46:55
56	180222M1_56	1800305-11 REEPDW173 0.11855	23-Feb-18	00:58:22
57	180222M1_57	IPA	23-Feb-18	01:09:49
58	180222M1_58	ST180222M1-13 PFC CS3 18B0815	23-Feb-18	01:21:16
59	180222M1_59	IPA <i>on 2/23/18</i>	23-Feb-18	01:32:45
60	180222M1_60	B8B0036-BS1 OPR 1	23-Feb-18	01:44:15
61	180222M1_61	B8B0036-BLK1 Method Blank 1	23-Feb-18	01:55:45
62	180222M1_62	B8B0036-MS1 Matrix Spike 1.36	23-Feb-18	02:07:06
63	180222M1_63	B8B0036-MSD1 Matrix Spike Dup 1.45	23-Feb-18	02:18:33
64	180222M1_64	1800177-01 YEAGR-01-SB01-00-02 1.23	23-Feb-18	02:30:00
65	180222M1_65	1800177-02 YEAGR-01-SB02-00-02 1.16	23-Feb-18	02:41:29

Dataset: Untitled

Last Altered: Friday, February 23, 2018 13:46:24 Pacific Standard Time  
 Printed: Friday, February 23, 2018 13:46:39 Pacific Standard Time

Compound name: PFBA

	Name	ID	Acq Date	Acq Time
66	180222M1_66	1800177-03 YEAGR-01-SB03-00-02 1.15	23-Feb-18	02:52:58
67	180222M1_67	IPA	23-Feb-18	03:04:28
68	180222M1_68	ST180222M1-14 PFC CS0 18B0812	23-Feb-18	03:15:55
69	180222M1_69	IPA	23-Feb-18	03:27:24
70	180222M1_70	1800177-04 YEAGR-01-SB03-08-10 1.15	23-Feb-18	03:38:53
71	180222M1_71	1800177-05 YEAGR-06-SD01-0-0.5 1.49	23-Feb-18	03:50:23
72	180222M1_72	1800177-07 YEAGR-09-SB01-00-02 1.15	23-Feb-18	04:01:50
73	180222M1_73	1800177-08 YEAGR-09-SB01-08-10 1.16	23-Feb-18	04:13:17
74	180222M1_74	1800177-09 YEAGR-09-SB02-00-02 1.14	23-Feb-18	04:24:43
75	180222M1_75	1800177-10 YEAGR-09-SB02-08-10 1.18	23-Feb-18	04:36:10
76	180222M1_76	1800177-11 YEAGR-09-SB03-01-03 1.32	23-Feb-18	04:47:39
77	180222M1_77	1800177-12 YEAGR-09-SB03-08-10 1.12	23-Feb-18	04:59:06
78	180222M1_78	1800195-01 PITTS-22-SB03-0-2 1.13	23-Feb-18	05:10:36
79	180222M1_79	1800195-02 PITTS-22-SB03-6-8 1.15	23-Feb-18	05:22:06
80	180222M1_80	IPA	23-Feb-18	05:33:33
81	180222M1_81	ST180222M1-15 PFC CS3 18B0815	23-Feb-18	05:45:03
82	180222M1_82	IPA <i>am 2/23/18</i>	23-Feb-18	05:56:32
83	180222M1_83	1800195-12 PITTS-SO-DUP06-011918 1.18	23-Feb-18	06:08:02
84	180222M1_84	1800195-13 PITTS-22-SB01-0-2 1.14	23-Feb-18	06:19:32
85	180222M1_85	1800195-14 PITTS-22-SB01-5-7 1.14	23-Feb-18	06:30:58
86	180222M1_86	1800195-15 PITTS-22-SB02-0-2 1.14	23-Feb-18	06:42:28
87	180222M1_87	1800195-16 PITTS-22-SB02-4-6 1.17	23-Feb-18	06:53:58
88	180222M1_88	1800195-17 PITTS-23-SB03-0-2 1.16	23-Feb-18	07:05:25
89	180222M1_89	1800195-18 PITTS-23-SB03-5-6 1.16	23-Feb-18	07:16:55
90	180222M1_90	B8B0071-BS1 OPR 0.125	23-Feb-18	07:28:22
91	180222M1_91	B8B0071-BLK1 Method Blank 0.125	23-Feb-18	07:39:52
92	180222M1_92	B8B0071-MS1 Matrix Spike 0.11146	23-Feb-18	07:51:19
93	180222M1_93	B8B0071-MSD1 Matrix Spike Dup 0.11331	23-Feb-18	08:02:49
94	180222M1_94	1800284-01 OF-RW65-0218 0.10925	23-Feb-18	08:14:18
95	180222M1_95	1800284-02 OF-RW65P-0218 0.11249	23-Feb-18	08:25:48
96	180222M1_96	1800284-03 OF-FB65-0218 0.11816	23-Feb-18	08:37:17
97	180222M1_97	1800284-04 OF-RW49-0218 0.11012	23-Feb-18	08:48:47
98	180222M1_98	1800284-05 OF-FB49-0218 0.1157	23-Feb-18	09:00:16
99	180222M1_99	IPA	23-Feb-18	09:11:45

Dataset: Untitled

Last Altered: Friday, February 23, 2018 13:46:24 Pacific Standard Time  
 Printed: Friday, February 23, 2018 13:46:39 Pacific Standard Time

Compound name: PFBA

	Name	ID	Acq.Date	Acq.Time
100	180222M1_100	ST180222M1-16 PFC CS3 18B0815	23-Feb-18	09:23:15
101	180222M1_101	IPA <i>on 2/23/18</i>	23-Feb-18	09:34:44
102	180222M1_102	1800284-06 OF-RW41-0218 0.11145	23-Feb-18	09:46:11
103	180222M1_103	1800284-07 OF-FB41-0218 0.11326	23-Feb-18	09:57:38
104	180222M1_104	1800284-08 OF-RW11-0218 0.11113	23-Feb-18	10:09:05
105	180222M1_105	1800284-09 OF-FB11-0218 0.1129	23-Feb-18	10:20:35
106	180222M1_106	1800284-10 OF-RW25-0218 0.11538	23-Feb-18	10:32:04
107	180222M1_107	1800284-11 OF-FB25-0218 0.11705	23-Feb-18	10:43:34
108	180222M1_108	1800284-12 OF-RW12-0218 0.11375	23-Feb-18	10:55:03
109	180222M1_109	1800284-13 OF-FB12-0218 0.11329	23-Feb-18	11:06:33
110	180222M1_110	1800284-14 OF-RW09-0218 0.10888	23-Feb-18	11:18:03
111	180222M1_111	1800284-15 OF-FB09-0218 0.11462	23-Feb-18	11:29:32
112	180222M1_112	1800284-16 OF-RW31-0218 0.11398	23-Feb-18	11:41:02
113	180222M1_113	1800284-17 OF-FB31-0218 0.11726	23-Feb-18	11:52:29
114	180222M1_114	B8B0072-BS1 OPR 1	23-Feb-18	12:03:58
115	180222M1_115	B8B0072-BLK1 Method Blank 1	23-Feb-18	12:15:27
116	180222M1_116	1800205-01 PFAS in Soil, 462, Soil 101 1.04	23-Feb-18	12:26:58
117	180222M1_117	1800179-07 YEAGR-04-SB02-08-10 1.11	23-Feb-18	12:38:27
118	180222M1_118	IPA <i>2 7</i>	23-Feb-18	12:49:57
119	180222M1_119	ST180222M1-17 PFC CS3 18B0815	23-Feb-18	13:01:25
120	180222M1_120	IPA <i>on 2/23/18</i>	23-Feb-18	13:12:55

Dataset: F:\Projects\PFAS.PRO\Results\180222M1\180222M1-119.qld

Last Altered: Friday, February 23, 2018 13:44:53 Pacific Standard Time

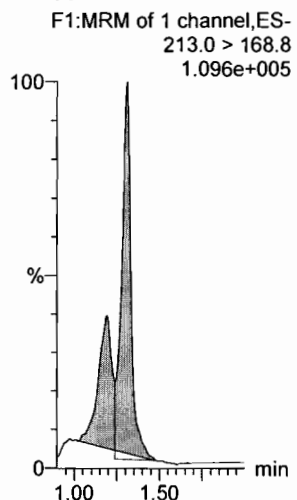
Printed: Friday, February 23, 2018 13:45:05 Pacific Standard Time

Method: F:\Projects\PFAS.PRO\MethDB\PFAS\_FULL\_80C\_022218.mdb 23 Feb 2018 08:58:55

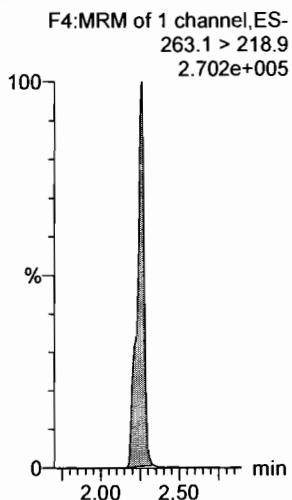
Calibration: F:\Projects\PFAS.PRO\CurveDB\C18\_VAL-PFAS\_Q4\_02-22-18-FULL.cdb 23 Feb 2018 10:57:03

Name: 180222M1\_119, Date: 23-Feb-2018, Time: 13:01:25, ID: ST180222M1-119 PFC CS3 18B0815, Description: PFC CS3 18B0815

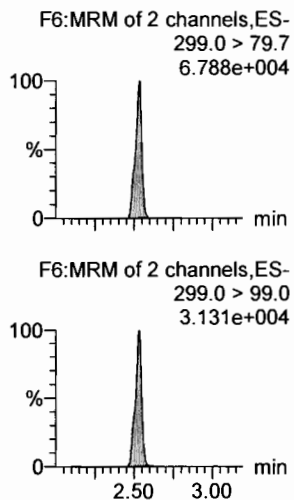
**PFBA**



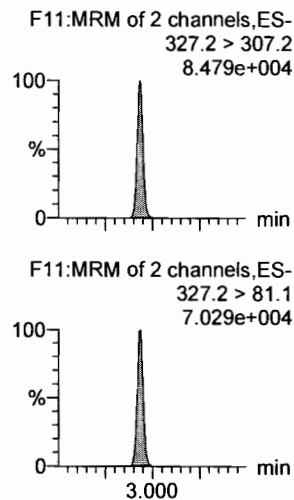
**PFPeA**



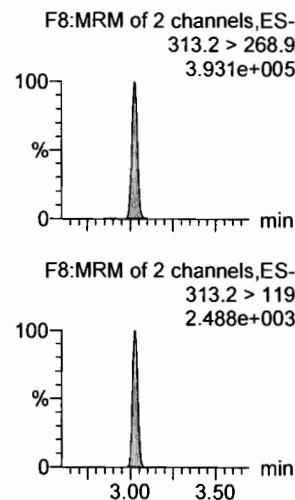
**PFBS**



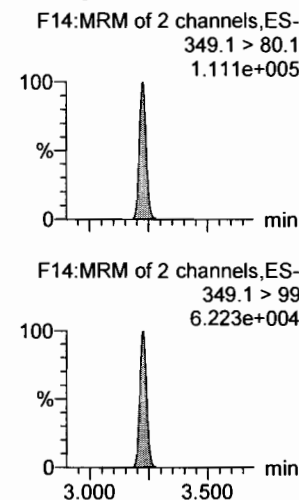
**4:2 FTS**



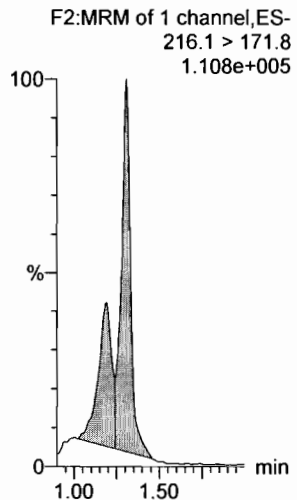
**PFHxA**



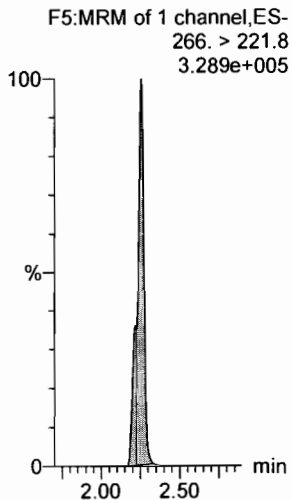
**PFPeS**



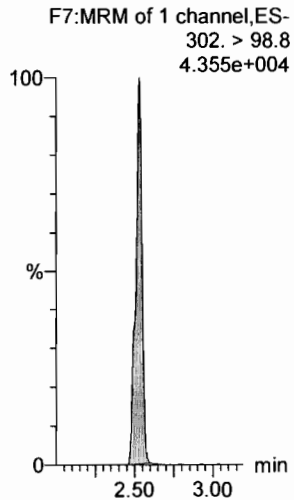
**13C3-PFBA**



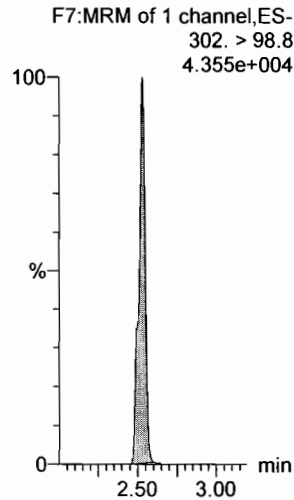
**13C3-PFPeA**



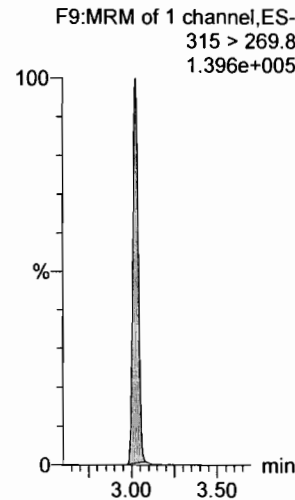
**13C3-PFBS**



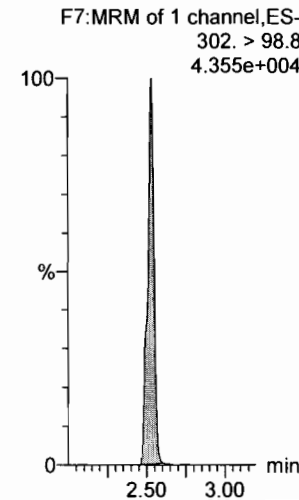
**13C3-PFBS**



**13C2-PFHxA**



**13C3-PFBS**

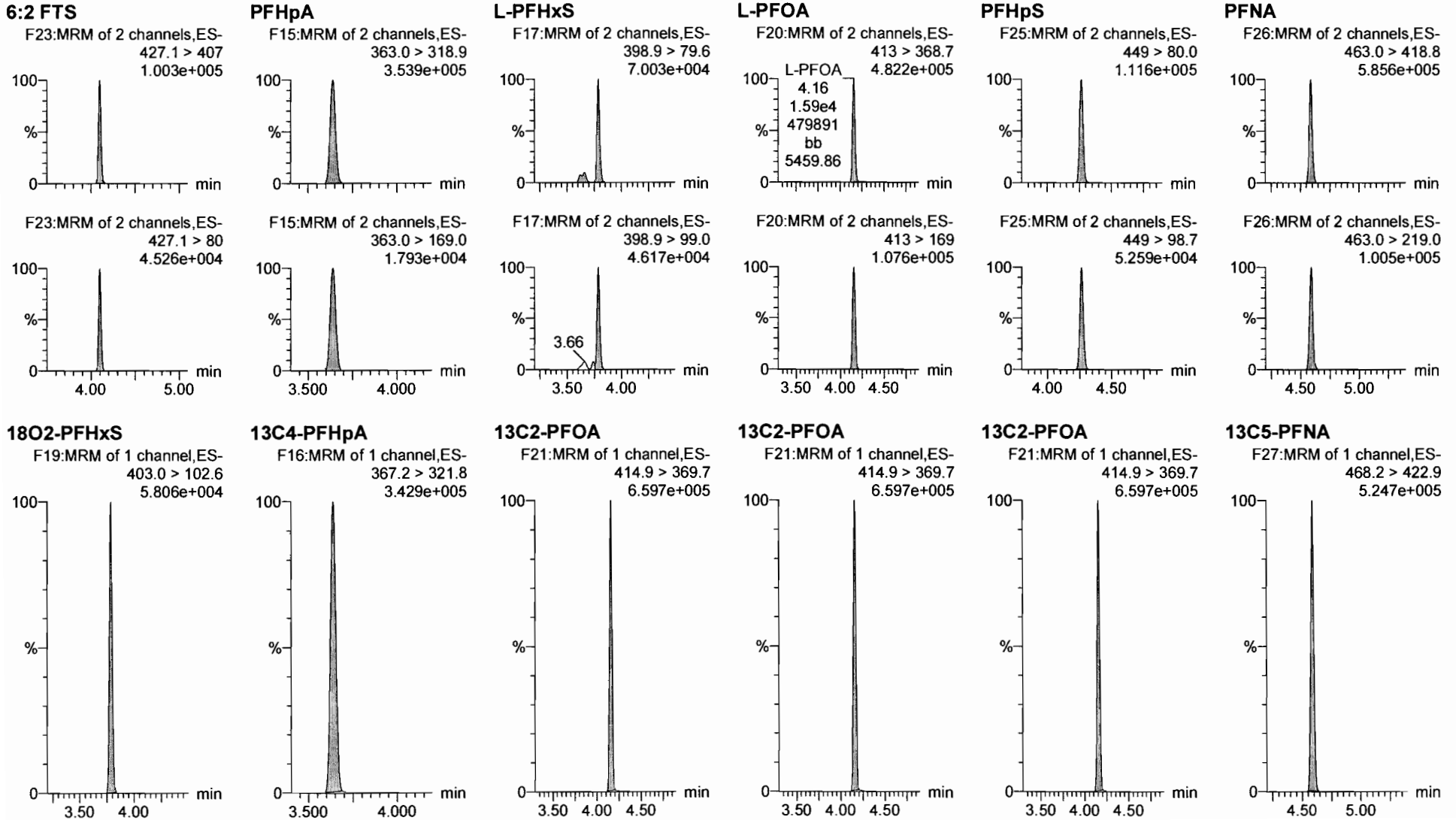


Dataset: F:\Projects\PFAS.PRO\Results\180222M1\180222M1-119.qld

Last Altered: Friday, February 23, 2018 13:44:53 Pacific Standard Time  
Printed: Friday, February 23, 2018 13:45:05 Pacific Standard Time

Name: 180222M1\_119, Date: 23-Feb-2018, Time: 13:01:25, ID: ST180221M1-17 PFC CS3 18B0815, Description: PFC CS3 18B0815

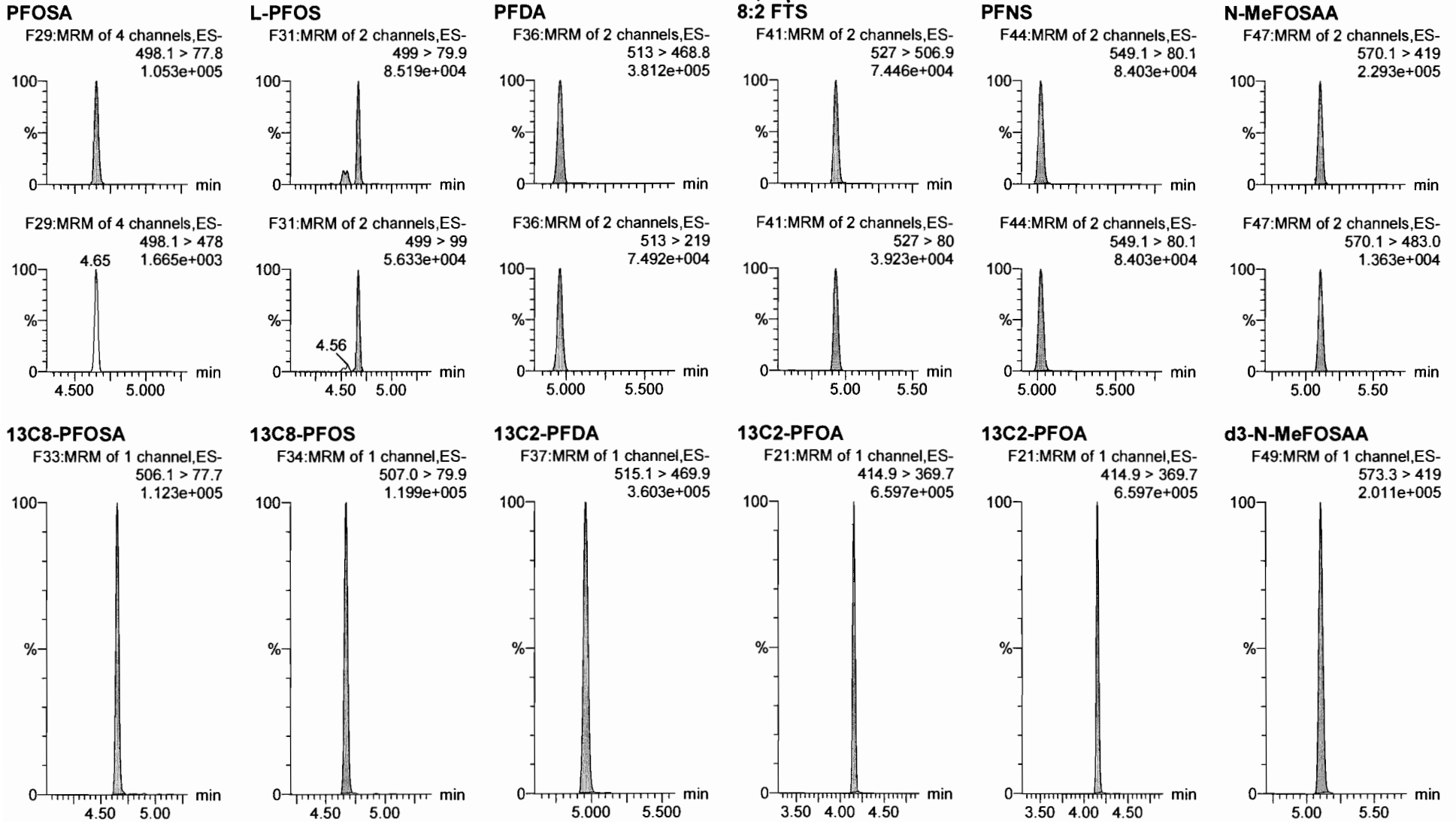
7  
Am 2/23/18



Dataset: F:\Projects\PFAS.PRO\Results\180222M1\180222M1-119.qld

Last Altered: Friday, February 23, 2018 13:44:53 Pacific Standard Time  
Printed: Friday, February 23, 2018 13:45:05 Pacific Standard Time

Name: 180222M1\_119, Date: 23-Feb-2018, Time: 13:01:25, ID: ST180221M1-119 <sup>7</sup> PFC CS3 18B0815, Description: PFC CS3 18B0815  
*on 2/23/18*

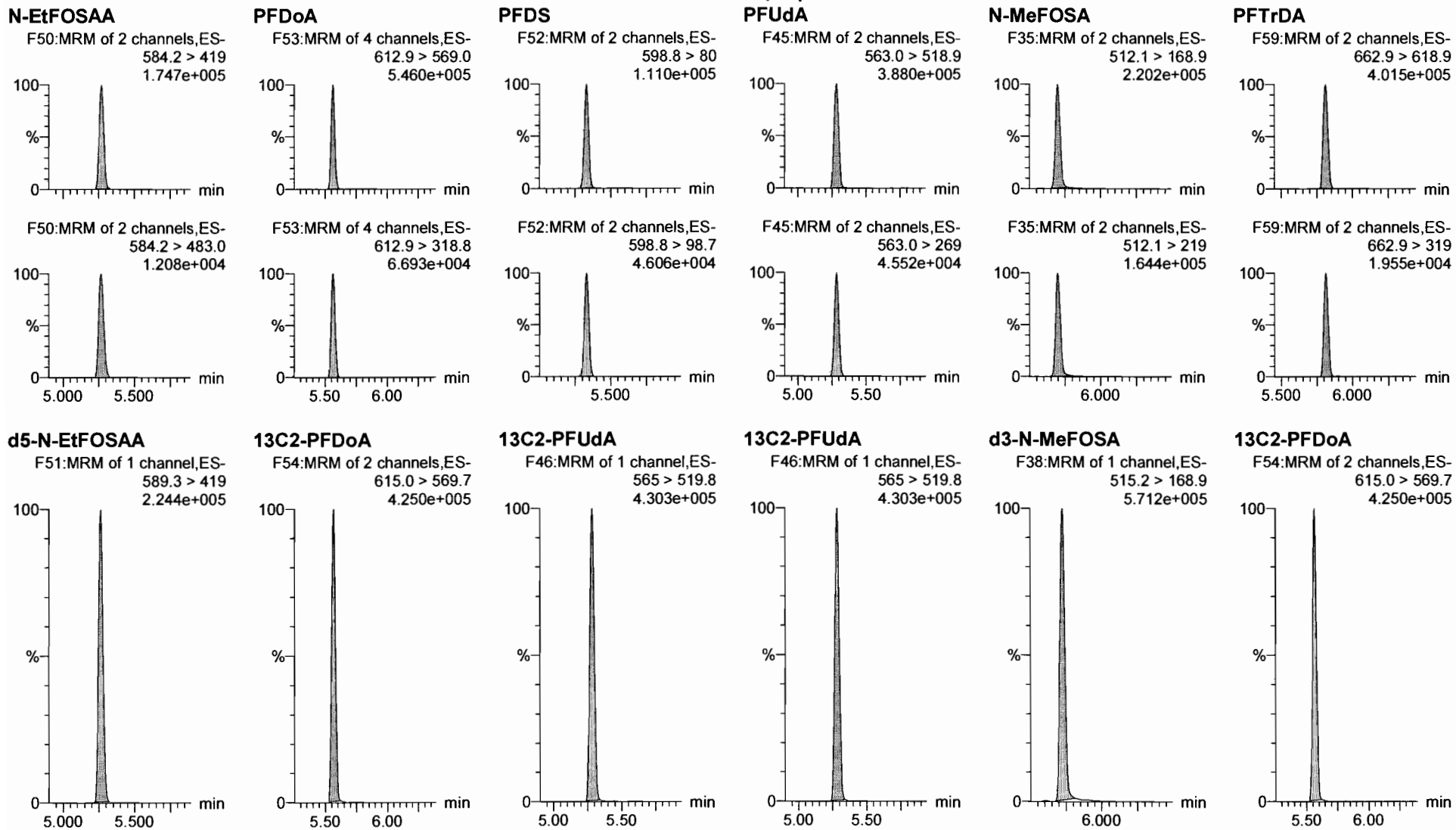


Dataset: F:\Projects\PFAS.PRO\Results\180222M1\180222M1-119.qld

Last Altered: Friday, February 23, 2018 13:44:53 Pacific Standard Time

Printed: Friday, February 23, 2018 13:45:05 Pacific Standard Time

Name: 180222M1\_119, Date: 23-Feb-2018, Time: 13:01:25, ID: ST180221M1-119 <sup>7</sup> PFC CS3 18B0815, Description: PFC CS3 18B0815  
*am 2/23/18*





Dataset: F:\Projects\PFAS.PRO\Results\180222M1\180222M1-119.qld

Last Altered: Friday, February 23, 2018 13:44:53 Pacific Standard Time

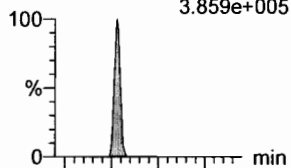
Printed: Friday, February 23, 2018 13:45:05 Pacific Standard Time

Name: 180222M1\_119, Date: 23-Feb-2018, Time: 13:01:25, ID: ST180221M1-119 PFC CS3 18B0815, Description: PFC CS3 18B0815

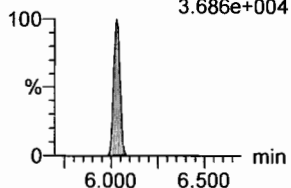
*7*  
*am 2/23/18*

**PFTeDA**

F60:MRM of 2 channels,ES-  
712.9 > 668.8  
3.859e+005

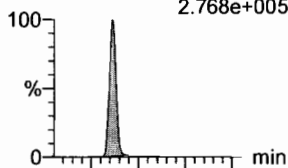


F60:MRM of 2 channels,ES-  
712.9 > 369  
3.686e+004

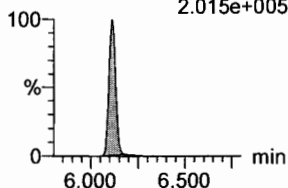


**N-EtFOFA**

F40:MRM of 2 channels,ES-  
526.1 > 168.9  
2.768e+005

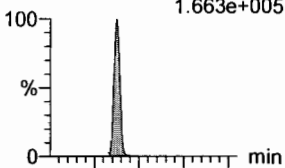


F40:MRM of 2 channels,ES-  
526.1 > 219  
2.015e+005

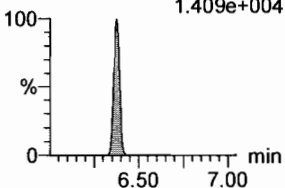


**PFHxDA**

F62:MRM of 2 channels,ES-  
813.1 > 768.6  
1.663e+005

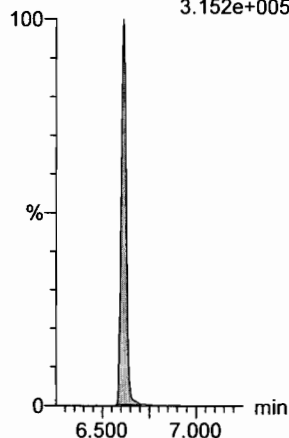


F62:MRM of 2 channels,ES-  
813.1 > 219  
1.409e+004



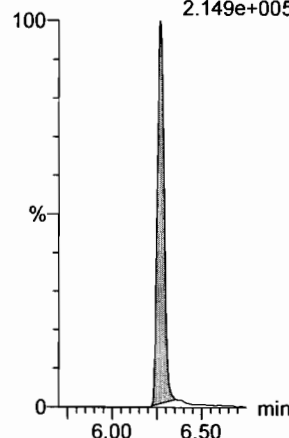
**PFODA**

F64:MRM of 1 channel,ES-  
913.1 > 868.8  
3.152e+005



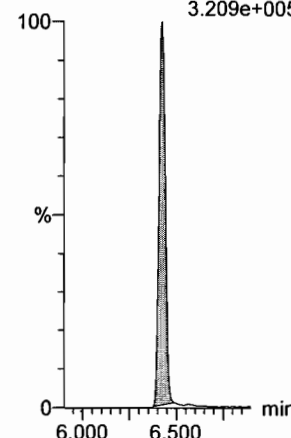
**N-MeFOSE**

F55:MRM of 1 channel,ES-  
616.1 > 58.9  
2.149e+005



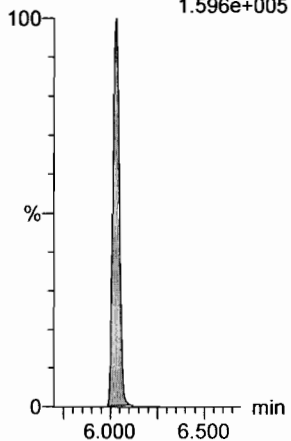
**N-EtFOSE**

F57:MRM of 1 channel,ES-  
630.1 > 58.9  
3.209e+005



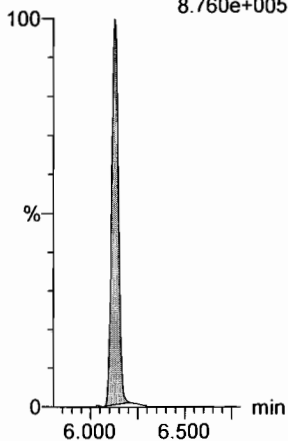
**13C2-PFTeDA**

F61:MRM of 2 channels,ES-  
714.8 > 669.6  
1.596e+005



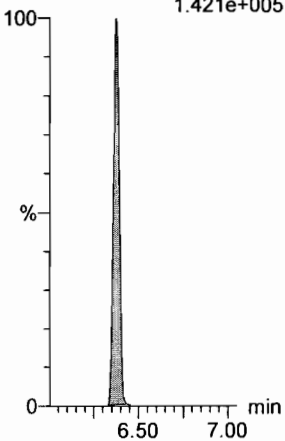
**d5-N-ETFOSA**

F43:MRM of 1 channel,ES-  
531.1 > 168.9  
8.760e+005



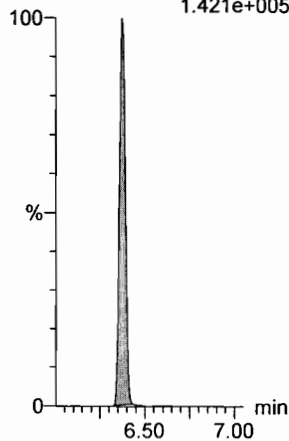
**13C2-PFHxDA**

F63:MRM of 1 channel,ES-  
815 > 769.7  
1.421e+005



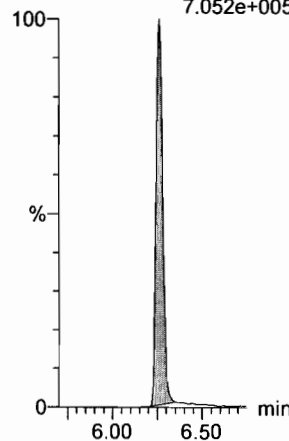
**13C2-PFHxDA**

F63:MRM of 1 channel,ES-  
815 > 769.7  
1.421e+005



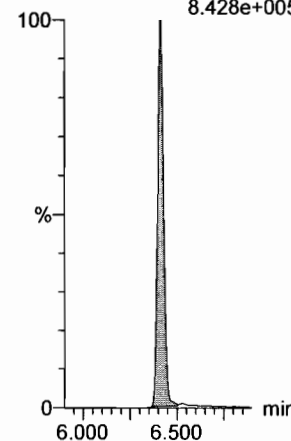
**d7-N-MeFOSE**

F56:MRM of 1 channel,ES-  
623.1 > 58.9  
7.052e+005



**d9-N-EtFOSE**

F58:MRM of 1 channel,ES-  
639.2 > 58.8  
8.428e+005



Dataset: F:\Projects\PFAS.PRO\Results\180222M1\180222M1-119.qld

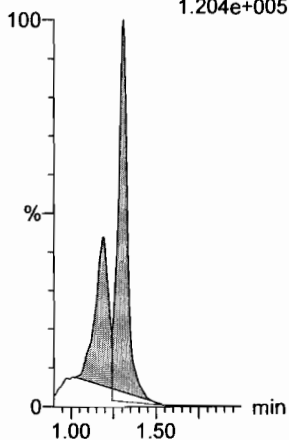
Last Altered: Friday, February 23, 2018 13:44:53 Pacific Standard Time

Printed: Friday, February 23, 2018 13:45:05 Pacific Standard Time

Name: 180222M1\_119, Date: 23-Feb-2018, Time: 13:01:25, ID: ST180221M1-119 <sup>7</sup> PFC CS3 18B0815, Description: PFC CS3 18B0815  
*am 2/23/18*

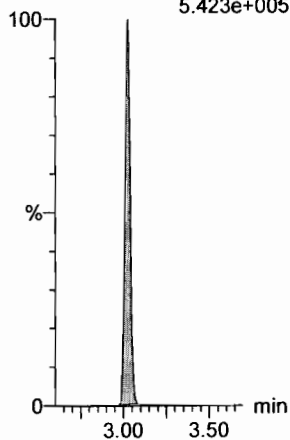
**13C4-PFBA**

F3:MRM of 1 channel,ES-  
217. > 171.8  
1.204e+005



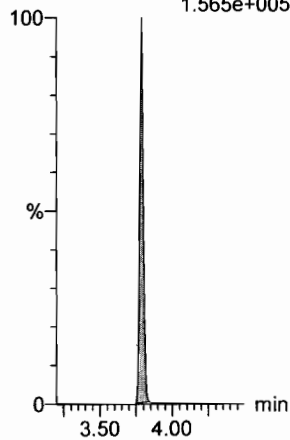
**13C5-PFHxA**

F10:MRM of 1 channel,ES-  
318 > 272.9  
5.423e+005



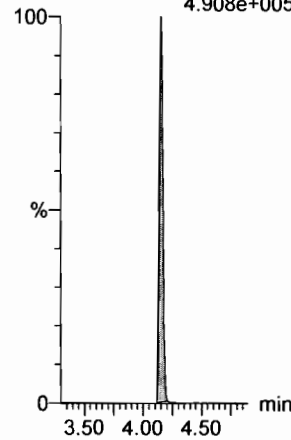
**13C3-PFHxS**

F18:MRM of 1 channel,ES-  
401.9 > 79.9  
1.565e+005



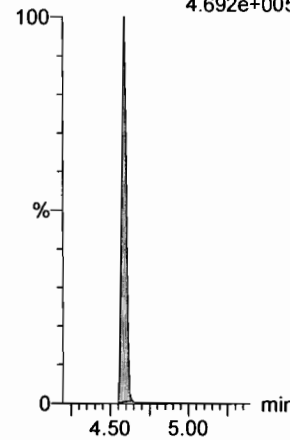
**13C8-PFOA**

F22:MRM of 1 channel,ES-  
421.3 > 376  
4.908e+005



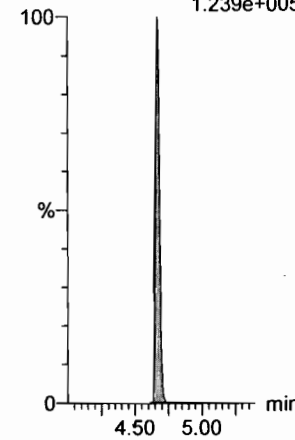
**13C9-PFNA**

F28:MRM of 1 channel,ES-  
472.2 > 426.9  
4.692e+005



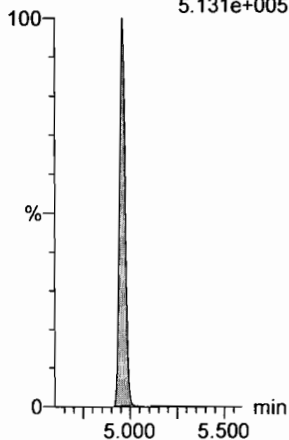
**13C4-PFOS**

F32:MRM of 1 channel,ES-  
503 > 79.9  
1.239e+005



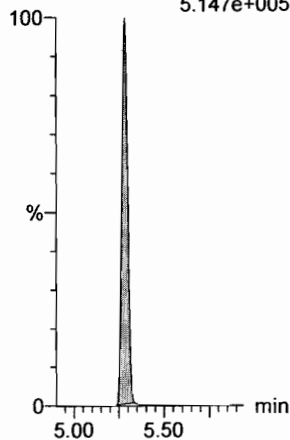
**13C6-PFDA**

F39:MRM of 1 channel,ES-  
519.1 > 473.7  
5.131e+005



**13C7-PFuDA**

F48:MRM of 1 channel,ES-  
570.1 > 524.8  
5.147e+005



Dataset: Untitled

Last Altered: Thursday, March 08, 2018 14:25:57 Pacific Standard Time

Printed: Thursday, March 08, 2018 14:49:35 Pacific Standard Time

Method: F:\Projects\PFAS.PRO\MethDB\PFAS\_RS-2-5-18.mdb 06 Feb 2018 10:46:28

Calibration: 08 Mar 2018 14:25:57

Name: 180307M1\_11, Date: 07-Mar-2018, Time: 17:55:11, ID: ST180307M1-6 PFC CS3 18C0607, Description: PFC CS3 18C0607

	# Name	ID	Area	%Rec	Area Out
1	1 13C4-PFBA	ST180307M1-6 PFC CS3 18C0607	1.40e4	100.0	NO
2	2 13C5-PFHxA	ST180307M1-6 PFC CS3 18C0607	3.06e4	100.0	NO
3	3 13C3-PFHxS	ST180307M1-6 PFC CS3 18C0607	6.44e3	100.0	NO
4	4 13C8-PFOA	ST180307M1-6 PFC CS3 18C0607	3.00e4	100.0	NO
5	5 13C9-PFNA	ST180307M1-6 PFC CS3 18C0607	2.82e4	100.0	NO
6	6 13C4-PFOS	ST180307M1-6 PFC CS3 18C0607	6.86e3	100.0	NO
7	7 13C6-PFDA	ST180307M1-6 PFC CS3 18C0607	3.37e4	100.0	NO
8	8 13C7-PFUDa	ST180307M1-6 PFC CS3 18C0607	3.32e4	100.0	NO

Name: 180307M1\_12, Date: 07-Mar-2018, Time: 18:06:41, ID: ST180307M1-7 PFC CS4 18C0608, Description: PFC CS4 18C0608

	# Name	ID	Area	%Rec	Area Out
1	1 13C4-PFBA	ST180307M1-7 PFC CS4 18C0608	1.39e4	99.3	NO
2	2 13C5-PFHxA	ST180307M1-7 PFC CS4 18C0608	2.95e4	96.2	NO
3	3 13C3-PFHxS	ST180307M1-7 PFC CS4 18C0608	5.60e3	86.9	NO
4	4 13C8-PFOA	ST180307M1-7 PFC CS4 18C0608	2.92e4	97.1	NO
5	5 13C9-PFNA	ST180307M1-7 PFC CS4 18C0608	3.03e4	107.1	NO
6	6 13C4-PFOS	ST180307M1-7 PFC CS4 18C0608	6.63e3	96.6	NO
7	7 13C6-PFDA	ST180307M1-7 PFC CS4 18C0608	3.08e4	91.4	NO
8	8 13C7-PFUDa	ST180307M1-7 PFC CS4 18C0608	3.11e4	93.6	NO

Name: 180307M1\_13, Date: 07-Mar-2018, Time: 18:18:12, ID: ST180307M1-8 PFC CS5 18C0609, Description: PFC CS5 18C0609

	# Name	ID	Area	%Rec	Area Out
1	1 13C4-PFBA	ST180307M1-8 PFC CS5 18C0609	1.43e4	102.3	NO
2	2 13C5-PFHxA	ST180307M1-8 PFC CS5 18C0609	2.96e4	96.6	NO
3	3 13C3-PFHxS	ST180307M1-8 PFC CS5 18C0609	6.44e3	99.9	NO
4	4 13C8-PFOA	ST180307M1-8 PFC CS5 18C0609	2.92e4	97.2	NO
5	5 13C9-PFNA	ST180307M1-8 PFC CS5 18C0609	2.97e4	105.1	NO
6	6 13C4-PFOS	ST180307M1-8 PFC CS5 18C0609	5.87e3	85.5	NO
7	7 13C6-PFDA	ST180307M1-8 PFC CS5 18C0609	3.03e4	90.0	NO
8	8 13C7-PFUDa	ST180307M1-8 PFC CS5 18C0609	3.50e4	105.5	NO

Name: 180307M1\_14, Date: 07-Mar-2018, Time: 18:29:40, ID: ST180307M1-9 PFC CS6 18C0610, Description: PFC CS6 18C0610

	# Name	ID	Area	%Rec	Area Out
1	1 13C4-PFBA	ST180307M1-9 PFC CS6 18C0610	1.38e4	99.0	NO
2	2 13C5-PFHxA	ST180307M1-9 PFC CS6 18C0610	2.91e4	94.9	NO
3	3 13C3-PFHxS	ST180307M1-9 PFC CS6 18C0610	5.21e3	80.9	NO
4	4 13C8-PFOA	ST180307M1-9 PFC CS6 18C0610	2.84e4	94.5	NO
5	5 13C9-PFNA	ST180307M1-9 PFC CS6 18C0610	2.96e4	104.7	NO
6	6 13C4-PFOS	ST180307M1-9 PFC CS6 18C0610	5.73e3	83.5	NO
7	7 13C6-PFDA	ST180307M1-9 PFC CS6 18C0610	3.14e4	93.2	NO
8	8 13C7-PFUDa	ST180307M1-9 PFC CS6 18C0610	2.74e4	82.6	NO

Dataset: Untitled

Last Altered: Thursday, March 08, 2018 14:25:57 Pacific Standard Time

Printed: Thursday, March 08, 2018 14:49:35 Pacific Standard Time

**Name: 180307M1\_15, Date: 07-Mar-2018, Time: 18:41:09, ID: ST180307M1-10 PFC CS7 18C0611, Description: PFC CS7 18C0611**

	# Name	ID	Area	%Rec	Area Out
1	1 13C4-PFBA	ST180307M1-10 PFC CS7 18C0611	1.48e4	106.2	NO
2	2 13C5-PFHxA	ST180307M1-10 PFC CS7 18C0611	2.65e4	86.4	NO
3	3 13C3-PFHxS	ST180307M1-10 PFC CS7 18C0611	4.78e3	74.2	NO
4	4 13C8-PFOA	ST180307M1-10 PFC CS7 18C0611	2.56e4	85.4	NO
5	5 13C9-PFNA	ST180307M1-10 PFC CS7 18C0611	2.64e4	93.4	NO
6	6 13C4-PFOS	ST180307M1-10 PFC CS7 18C0611	5.73e3	83.5	NO
7	7 13C6-PFDA	ST180307M1-10 PFC CS7 18C0611	2.78e4	82.4	NO
8	8 13C7-PFUDa	ST180307M1-10 PFC CS7 18C0611	3.02e4	91.0	NO

**Name: 180307M1\_16, Date: 07-Mar-2018, Time: 18:52:38, ID: IPA, Description: IPA**

	# Name	ID	Area	%Rec	Area Out
1	1 13C4-PFBA	IPA			NO
2	2 13C5-PFHxA	IPA			NO
3	3 13C3-PFHxS	IPA			NO
4	4 13C8-PFOA	IPA			NO
5	5 13C9-PFNA	IPA			NO
6	6 13C4-PFOS	IPA			NO
7	7 13C6-PFDA	IPA	8.35e0	0.0	YES
8	8 13C7-PFUDa	IPA			NO

**Name: 180307M1\_17, Date: 07-Mar-2018, Time: 19:04:07, ID: ICV180307M1-1 PFC ICV 18C0601, Description: PFC ICV 18C0601**

	# Name	ID	Area	%Rec	Area Out
1	1 13C4-PFBA	ICV180307M1-1 PFC ICV 18C0601	1.55e4	111.2	NO
2	2 13C5-PFHxA	ICV180307M1-1 PFC ICV 18C0601	3.13e4	102.3	NO
3	3 13C3-PFHxS	ICV180307M1-1 PFC ICV 18C0601	6.80e3	105.5	NO
4	4 13C8-PFOA	ICV180307M1-1 PFC ICV 18C0601	2.48e4	82.7	NO
5	5 13C9-PFNA	ICV180307M1-1 PFC ICV 18C0601	3.40e4	120.4	NO
6	6 13C4-PFOS	ICV180307M1-1 PFC ICV 18C0601	6.57e3	95.7	NO
7	7 13C6-PFDA	ICV180307M1-1 PFC ICV 18C0601	2.77e4	82.3	NO
8	8 13C7-PFUDa	ICV180307M1-1 PFC ICV 18C0601	3.53e4	106.4	NO

**Name: 180307M1\_18, Date: 07-Mar-2018, Time: 19:15:34, ID: IPA, Description: IPA**

	# Name	ID	Area	%Rec	Area Out
1	1 13C4-PFBA	IPA			NO
2	2 13C5-PFHxA	IPA			NO
3	3 13C3-PFHxS	IPA			NO
4	4 13C8-PFOA	IPA			NO
5	5 13C9-PFNA	IPA			NO
6	6 13C4-PFOS	IPA			NO
7	7 13C6-PFDA	IPA			NO
8	8 13C7-PFUDa	IPA			NO

Dataset: Untitled

Last Altered: Thursday, March 08, 2018 14:25:57 Pacific Standard Time

Printed: Thursday, March 08, 2018 14:49:35 Pacific Standard Time

**Name: 180307M1\_19, Date: 07-Mar-2018, Time: 19:27:06, ID: 1800342-15 WI-AF-FB01-021718 0.11145, Description: WI-AF-FB01-021718**

#	Name	ID	Area	%Rec	Area Out
1	1 13C4-PFBA	1800342-15 WI-AF-FB01-021718 0.11145	1.41e4	101.1	NO
2	2 13C5-PFHxA	1800342-15 WI-AF-FB01-021718 0.11145	2.21e4	72.2	NO
3	3 13C3-PFHxS	1800342-15 WI-AF-FB01-021718 0.11145	4.95e3	76.9	NO
4	4 13C8-PFOA	1800342-15 WI-AF-FB01-021718 0.11145	1.94e4	64.6	NO
5	5 13C9-PFNA	1800342-15 WI-AF-FB01-021718 0.11145	2.32e4	82.0	NO
6	6 13C4-PFOS	1800342-15 WI-AF-FB01-021718 0.11145	4.62e3	67.3	NO
7	7 13C6-PFDA	1800342-15 WI-AF-FB01-021718 0.11145	2.25e4	66.7	NO
8	8 13C7-PFUdA	1800342-15 WI-AF-FB01-021718 0.11145	2.99e4	90.0	NO

**Name: 180307M1\_20, Date: 07-Mar-2018, Time: 19:38:30, ID: B8B0147-BS1 OPR 0.25, Description: OPR**

#	Name	ID	Area	%Rec	Area Out
1	1 13C4-PFBA	B8B0147-BS1 OPR 0.25	2.98e4	213.5	YES
2	2 13C5-PFHxA	B8B0147-BS1 OPR 0.25	4.62e4	150.8	YES
3	3 13C3-PFHxS	B8B0147-BS1 OPR 0.25	1.04e4	161.0	YES
4	4 13C8-PFOA	B8B0147-BS1 OPR 0.25	4.88e4	162.4	YES
5	5 13C9-PFNA	B8B0147-BS1 OPR 0.25	5.46e4	193.1	YES
6	6 13C4-PFOS	B8B0147-BS1 OPR 0.25	1.11e4	161.6	YES
7	7 13C6-PFDA	B8B0147-BS1 OPR 0.25	5.19e4	153.9	YES
8	8 13C7-PFUdA	B8B0147-BS1 OPR 0.25	5.09e4	153.4	YES

**Name: 180307M1\_21, Date: 07-Mar-2018, Time: 19:49:57, ID: B8B0147-BLK1 Method Blank 0.25, Description: Method Blank**

#	Name	ID	Area	%Rec	Area Out
1	1 13C4-PFBA	B8B0147-BLK1 Method Blank 0.25	2.51e4	179.8	YES
2	2 13C5-PFHxA	B8B0147-BLK1 Method Blank 0.25	3.58e4	117.0	NO
3	3 13C3-PFHxS	B8B0147-BLK1 Method Blank 0.25	8.02e3	124.5	NO
4	4 13C8-PFOA	B8B0147-BLK1 Method Blank 0.25	3.69e4	122.9	NO
5	5 13C9-PFNA	B8B0147-BLK1 Method Blank 0.25	3.81e4	135.0	NO
6	6 13C4-PFOS	B8B0147-BLK1 Method Blank 0.25	8.71e3	126.8	NO
7	7 13C6-PFDA	B8B0147-BLK1 Method Blank 0.25	3.76e4	111.4	NO
8	8 13C7-PFUdA	B8B0147-BLK1 Method Blank 0.25	4.31e4	129.7	NO

**Name: 180307M1\_22, Date: 07-Mar-2018, Time: 20:01:28, ID: B8B0147-MS1 Matrix Spike 0.25376, Description: Matrix Spike**

#	Name	ID	Area	%Rec	Area Out
1	1 13C4-PFBA	B8B0147-MS1 Matrix Spike 0.25376	2.73e4	195.2	YES
2	2 13C5-PFHxA	B8B0147-MS1 Matrix Spike 0.25376	4.16e4	135.7	NO
3	3 13C3-PFHxS	B8B0147-MS1 Matrix Spike 0.25376	9.00e3	139.6	NO
4	4 13C8-PFOA	B8B0147-MS1 Matrix Spike 0.25376	4.07e4	135.6	NO
5	5 13C9-PFNA	B8B0147-MS1 Matrix Spike 0.25376	4.49e4	159.0	YES
6	6 13C4-PFOS	B8B0147-MS1 Matrix Spike 0.25376	1.03e4	149.9	NO
7	7 13C6-PFDA	B8B0147-MS1 Matrix Spike 0.25376	3.94e4	116.9	NO
8	8 13C7-PFUdA	B8B0147-MS1 Matrix Spike 0.25376	4.63e4	139.3	NO

Dataset: Untitled

Last Altered: Thursday, March 08, 2018 14:25:57 Pacific Standard Time

Printed: Thursday, March 08, 2018 14:49:35 Pacific Standard Time

**Name: 180307M1\_23, Date: 07-Mar-2018, Time: 20:12:55, ID: B8B0147-MSD1 Matrix Spike Dup 0.25664, Description: Matrix Spike Dup**

	#	Name	ID	Area	%Rec	Area Out
1	1	13C4-PFBA	B8B0147-MSD1 Matrix Spike Dup 0.256...	2.17e4	155.6	YES
2	2	13C5-PFHxA	B8B0147-MSD1 Matrix Spike Dup 0.256...	3.37e4	110.0	NO
3	3	13C3-PFHxS	B8B0147-MSD1 Matrix Spike Dup 0.256...	6.64e3	103.0	NO
4	4	13C8-PFOA	B8B0147-MSD1 Matrix Spike Dup 0.256...	3.05e4	101.7	NO
5	5	13C9-PFNA	B8B0147-MSD1 Matrix Spike Dup 0.256...	2.84e4	100.6	NO
6	6	13C4-PFOS	B8B0147-MSD1 Matrix Spike Dup 0.256...	7.55e3	110.0	NO
7	7	13C6-PFDA	B8B0147-MSD1 Matrix Spike Dup 0.256...	3.20e4	95.1	NO
8	8	13C7-PFUdA	B8B0147-MSD1 Matrix Spike Dup 0.256...	3.50e4	105.3	NO

**Name: 180307M1\_24, Date: 07-Mar-2018, Time: 20:24:24, ID: 1800284-16RE1 OF-RW31-0218 0.11777, Description: OF-RW31-0218**

	#	Name	ID	Area	%Rec	Area Out
1	1	13C4-PFBA	1800284-16RE1 OF-RW31-0218 0.11777	1.55e4	111.0	NO
2	2	13C5-PFHxA	1800284-16RE1 OF-RW31-0218 0.11777	2.54e4	82.9	NO
3	3	13C3-PFHxS	1800284-16RE1 OF-RW31-0218 0.11777	8.56e3	132.9	NO
4	4	13C8-PFOA	1800284-16RE1 OF-RW31-0218 0.11777	2.28e4	76.0	NO
5	5	13C9-PFNA	1800284-16RE1 OF-RW31-0218 0.11777	3.16e4	111.7	NO
6	6	13C4-PFOS	1800284-16RE1 OF-RW31-0218 0.11777	8.83e3	128.7	NO
7	7	13C6-PFDA	1800284-16RE1 OF-RW31-0218 0.11777	3.26e4	96.8	NO
8	8	13C7-PFUdA	1800284-16RE1 OF-RW31-0218 0.11777	3.75e4	113.0	NO

**Name: 180307M1\_25, Date: 07-Mar-2018, Time: 20:35:50, ID: 1800328-01 RS 1 0.11484, Description: RS 1**

	#	Name	ID	Area	%Rec	Area Out
1	1	13C4-PFBA	1800328-01 RS 1 0.11484	2.48e4	177.6	YES
2	2	13C5-PFHxA	1800328-01 RS 1 0.11484	3.76e4	122.7	NO
3	3	13C3-PFHxS	1800328-01 RS 1 0.11484	8.12e3	125.9	NO
4	4	13C8-PFOA	1800328-01 RS 1 0.11484	3.66e4	121.9	NO
5	5	13C9-PFNA	1800328-01 RS 1 0.11484	4.54e4	160.6	YES
6	6	13C4-PFOS	1800328-01 RS 1 0.11484	9.01e3	131.2	NO
7	7	13C6-PFDA	1800328-01 RS 1 0.11484	4.04e4	119.8	NO
8	8	13C7-PFUdA	1800328-01 RS 1 0.11484	4.27e4	128.5	NO

**Name: 180307M1\_26, Date: 07-Mar-2018, Time: 20:47:20, ID: 1800330-01 MW-3 0.1111, Description: MW-3**

	#	Name	ID	Area	%Rec	Area Out
1	1	13C4-PFBA	1800330-01 MW-3 0.1111	2.61e4	186.8	YES
2	2	13C5-PFHxA	1800330-01 MW-3 0.1111	3.71e4	121.1	NO
3	3	13C3-PFHxS	1800330-01 MW-3 0.1111	8.52e3	132.3	NO
4	4	13C8-PFOA	1800330-01 MW-3 0.1111	3.79e4	126.1	NO
5	5	13C9-PFNA	1800330-01 MW-3 0.1111	4.23e4	149.8	NO
6	6	13C4-PFOS	1800330-01 MW-3 0.1111	8.59e3	125.1	NO
7	7	13C6-PFDA	1800330-01 MW-3 0.1111	3.69e4	109.6	NO
8	8	13C7-PFUdA	1800330-01 MW-3 0.1111	4.35e4	131.1	NO

Dataset: Untitled

Last Altered: Thursday, March 08, 2018 14:25:57 Pacific Standard Time

Printed: Thursday, March 08, 2018 14:49:35 Pacific Standard Time

**Name: 180307M1\_27, Date: 07-Mar-2018, Time: 20:58:50, ID: 1800335-01 IRPSite3-GW-03GW01-20180213 0.26463, Description: IRPSite3-GW-03GW01-20180213**

	#	Name	ID	Area	%Rec	Area Out
1	1	13C4-PFBA	1800335-01 IRPSite3-GW-03GW01-20...	2.13e4	152.5	YES
2	2	13C5-PFHxA	1800335-01 IRPSite3-GW-03GW01-20...	3.29e4	107.5	NO
3	3	13C3-PFHxS	1800335-01 IRPSite3-GW-03GW01-20...	8.20e3	127.2	NO
4	4	13C8-PFOA	1800335-01 IRPSite3-GW-03GW01-20...	2.93e4	97.6	NO
5	5	13C9-PFNA	1800335-01 IRPSite3-GW-03GW01-20...	3.79e4	134.2	NO
6	6	13C4-PFOS	1800335-01 IRPSite3-GW-03GW01-20...	8.00e3	116.6	NO
7	7	13C6-PFDA	1800335-01 IRPSite3-GW-03GW01-20...	3.67e4	109.0	NO
8	8	13C7-PFUDa	1800335-01 IRPSite3-GW-03GW01-20...	3.69e4	111.3	NO

**Name: 180307M1\_28, Date: 07-Mar-2018, Time: 21:10:20, ID: 1800335-02 IRPSite3-GW-03GW02-20180213 0.26126, Description: IRPSite3-GW-03GW02-20180213**

	#	Name	ID	Area	%Rec	Area Out
1	1	13C4-PFBA	1800335-02 IRPSite3-GW-03GW02-20...	2.91e4	208.0	YES
2	2	13C5-PFHxA	1800335-02 IRPSite3-GW-03GW02-20...	4.12e4	134.5	NO
3	3	13C3-PFHxS	1800335-02 IRPSite3-GW-03GW02-20...	9.41e3	146.0	NO
4	4	13C8-PFOA	1800335-02 IRPSite3-GW-03GW02-20...	4.04e4	134.4	NO
5	5	13C9-PFNA	1800335-02 IRPSite3-GW-03GW02-20...	4.65e4	164.7	YES
6	6	13C4-PFOS	1800335-02 IRPSite3-GW-03GW02-20...	8.83e3	128.7	NO
7	7	13C6-PFDA	1800335-02 IRPSite3-GW-03GW02-20...	4.55e4	135.0	NO
8	8	13C7-PFUDa	1800335-02 IRPSite3-GW-03GW02-20...	5.68e4	171.0	YES

**Name: 180307M1\_29, Date: 07-Mar-2018, Time: 21:21:49, ID: 1800335-03 IRPSite3-GW-03GW03-20180213 0.25846, Description: IRPSite3-GW-03GW03-20180213**

	#	Name	ID	Area	%Rec	Area Out
1	1	13C4-PFBA	1800335-03 IRPSite3-GW-03GW03-20...	2.76e4	197.3	YES
2	2	13C5-PFHxA	1800335-03 IRPSite3-GW-03GW03-20...	3.79e4	123.7	NO
3	3	13C3-PFHxS	1800335-03 IRPSite3-GW-03GW03-20...	8.60e3	133.5	NO
4	4	13C8-PFOA	1800335-03 IRPSite3-GW-03GW03-20...	3.42e4	113.9	NO
5	5	13C9-PFNA	1800335-03 IRPSite3-GW-03GW03-20...	4.59e4	162.6	YES
6	6	13C4-PFOS	1800335-03 IRPSite3-GW-03GW03-20...	9.14e3	133.1	NO
7	7	13C6-PFDA	1800335-03 IRPSite3-GW-03GW03-20...	3.73e4	110.8	NO
8	8	13C7-PFUDa	1800335-03 IRPSite3-GW-03GW03-20...	4.29e4	129.3	NO

**Name: 180307M1\_30, Date: 07-Mar-2018, Time: 21:33:19, ID: 1800335-04 IRPSite3-GW-DUP01-20180213 0.25753, Description: IRPSite3-GW-DUP01-20180213**

	#	Name	ID	Area	%Rec	Area Out
1	1	13C4-PFBA	1800335-04 IRPSite3-GW-DUP01-2018...	2.43e4	173.6	YES
2	2	13C5-PFHxA	1800335-04 IRPSite3-GW-DUP01-2018...	3.71e4	121.2	NO
3	3	13C3-PFHxS	1800335-04 IRPSite3-GW-DUP01-2018...	7.57e3	117.4	NO
4	4	13C8-PFOA	1800335-04 IRPSite3-GW-DUP01-2018...	3.83e4	127.7	NO
5	5	13C9-PFNA	1800335-04 IRPSite3-GW-DUP01-2018...	3.52e4	124.8	NO
6	6	13C4-PFOS	1800335-04 IRPSite3-GW-DUP01-2018...	9.01e3	131.3	NO
7	7	13C6-PFDA	1800335-04 IRPSite3-GW-DUP01-2018...	3.81e4	113.1	NO
8	8	13C7-PFUDa	1800335-04 IRPSite3-GW-DUP01-2018...	4.03e4	121.3	NO

Dataset: Untitled

Last Altered: Thursday, March 08, 2018 14:25:57 Pacific Standard Time

Printed: Thursday, March 08, 2018 14:49:35 Pacific Standard Time

**Name: 180307M1\_31, Date: 07-Mar-2018, Time: 21:44:46, ID: 1800335-05 IRPSite3-GW-EB01-20180213 0.26186,**  
**Description: IRPSite3-GW-EB01-20180213**

	# Name	ID	Area	%Rec	Area Out
1	1 13C4-PFBA	1800335-05 IRPSite3-GW-EB01-20180...	2.19e4	156.5	YES
2	2 13C5-PFHxA	1800335-05 IRPSite3-GW-EB01-20180...	3.28e4	107.0	NO
3	3 13C3-PFHxS	1800335-05 IRPSite3-GW-EB01-20180...	7.40e3	114.8	NO
4	4 13C8-PFOA	1800335-05 IRPSite3-GW-EB01-20180...	3.13e4	104.2	NO
5	5 13C9-PFNA	1800335-05 IRPSite3-GW-EB01-20180...	3.29e4	116.4	NO
6	6 13C4-PFOS	1800335-05 IRPSite3-GW-EB01-20180...	8.21e3	119.6	NO
7	7 13C6-PFDA	1800335-05 IRPSite3-GW-EB01-20180...	3.93e4	116.5	NO
8	8 13C7-PFUDa	1800335-05 IRPSite3-GW-EB01-20180...	4.30e4	129.5	NO

**Name: 180307M1\_32, Date: 07-Mar-2018, Time: 21:56:15, ID: 1800335-06 IRPSite3-GW-FRB01-20180213 0.25863,**  
**Description: IRPSite3-GW-FRB01-20180213**

	# Name	ID	Area	%Rec	Area Out
1	1 13C4-PFBA	1800335-06 IRPSite3-GW-FRB01-2018...	2.69e4	192.7	YES
2	2 13C5-PFHxA	1800335-06 IRPSite3-GW-FRB01-2018...	4.38e4	142.9	NO
3	3 13C3-PFHxS	1800335-06 IRPSite3-GW-FRB01-2018...	8.01e3	124.4	NO
4	4 13C8-PFOA	1800335-06 IRPSite3-GW-FRB01-2018...	3.88e4	129.3	NO
5	5 13C9-PFNA	1800335-06 IRPSite3-GW-FRB01-2018...	4.71e4	166.6	YES
6	6 13C4-PFOS	1800335-06 IRPSite3-GW-FRB01-2018...	9.93e3	144.6	NO
7	7 13C6-PFDA	1800335-06 IRPSite3-GW-FRB01-2018...	4.04e4	119.7	NO
8	8 13C7-PFUDa	1800335-06 IRPSite3-GW-FRB01-2018...	4.99e4	150.2	YES

**Name: 180307M1\_33, Date: 07-Mar-2018, Time: 22:07:45, ID: 1800335-07 IRPSite3-GW-SWB01-20180213 0.26489,**  
**Description: IRPSite3-GW-SWB01-20180213**

	# Name	ID	Area	%Rec	Area Out
1	1 13C4-PFBA	1800335-07 IRPSite3-GW-SWB01-201...	2.22e4	159.1	YES
2	2 13C5-PFHxA	1800335-07 IRPSite3-GW-SWB01-201...	3.47e4	113.3	NO
3	3 13C3-PFHxS	1800335-07 IRPSite3-GW-SWB01-201...	7.03e3	109.2	NO
4	4 13C8-PFOA	1800335-07 IRPSite3-GW-SWB01-201...	3.20e4	106.6	NO
5	5 13C9-PFNA	1800335-07 IRPSite3-GW-SWB01-201...	3.59e4	126.9	NO
6	6 13C4-PFOS	1800335-07 IRPSite3-GW-SWB01-201...	6.53e3	95.1	NO
7	7 13C6-PFDA	1800335-07 IRPSite3-GW-SWB01-201...	3.14e4	93.2	NO
8	8 13C7-PFUDa	1800335-07 IRPSite3-GW-SWB01-201...	3.75e4	113.0	NO

**Name: 180307M1\_34, Date: 07-Mar-2018, Time: 22:19:15, ID: 1800343-01 YMCA Maintenance Bldg 0.25915,**  
**Description: YMCA Maintenance Bldg**

	# Name	ID	Area	%Rec	Area Out
1	1 13C4-PFBA	1800343-01 YMCA Maintenance Bldg 0....	1.84e4	131.8	NO
2	2 13C5-PFHxA	1800343-01 YMCA Maintenance Bldg 0....	2.87e4	93.7	NO
3	3 13C3-PFHxS	1800343-01 YMCA Maintenance Bldg 0....	5.95e3	92.4	NO
4	4 13C8-PFOA	1800343-01 YMCA Maintenance Bldg 0....	2.54e4	84.6	NO
5	5 13C9-PFNA	1800343-01 YMCA Maintenance Bldg 0....	2.90e4	102.5	NO
6	6 13C4-PFOS	1800343-01 YMCA Maintenance Bldg 0....	6.53e3	95.1	NO
7	7 13C6-PFDA	1800343-01 YMCA Maintenance Bldg 0....	2.93e4	87.0	NO
8	8 13C7-PFUDa	1800343-01 YMCA Maintenance Bldg 0....	3.50e4	105.3	NO



Dataset: Untitled

Last Altered: Thursday, March 08, 2018 14:25:57 Pacific Standard Time

Printed: Thursday, March 08, 2018 14:49:35 Pacific Standard Time

**Name: 180307M1\_35, Date: 07-Mar-2018, Time: 22:30:42, ID: 1800343-02 YMCA Residence 0.26136, Description: YMCA Residence**

	# Name	ID	Area	%Rec	Area Out
1	1 13C4-PFBA	1800343-02 YMCA Residence 0.26136	2.41e4	172.7	YES
2	2 13C5-PFHxA	1800343-02 YMCA Residence 0.26136	3.70e4	120.7	NO
3	3 13C3-PFHxS	1800343-02 YMCA Residence 0.26136	8.15e3	126.5	NO
4	4 13C8-PFOA	1800343-02 YMCA Residence 0.26136	3.49e4	116.2	NO
5	5 13C9-PFNA	1800343-02 YMCA Residence 0.26136	3.24e4	114.8	NO
6	6 13C4-PFOS	1800343-02 YMCA Residence 0.26136	9.67e3	140.9	NO
7	7 13C6-PFDA	1800343-02 YMCA Residence 0.26136	3.00e4	89.1	NO
8	8 13C7-PFUdA	1800343-02 YMCA Residence 0.26136	4.31e4	129.8	NO

**Name: 180307M1\_36, Date: 07-Mar-2018, Time: 22:42:11, ID: IPA, Description: IPA**

	# Name	ID	Area	%Rec	Area Out
1	1 13C4-PFBA	IPA			NO
2	2 13C5-PFHxA	IPA			NO
3	3 13C3-PFHxS	IPA			NO
4	4 13C8-PFOA	IPA			NO
5	5 13C9-PFNA	IPA			NO
6	6 13C4-PFOS	IPA			NO
7	7 13C6-PFDA	IPA			NO
8	8 13C7-PFUdA	IPA			NO

**Name: 180307M1\_37, Date: 07-Mar-2018, Time: 22:53:40, ID: ST180307M1-11 PFC CS3 18B2317, Description: PFC CS3 18B2317**

	# Name	ID	Area	%Rec	Area Out
1	1 13C4-PFBA	ST180307M1-11 PFC CS3 18B2317	1.55e4	111.2	NO
2	2 13C5-PFHxA	ST180307M1-11 PFC CS3 18B2317	3.16e4	103.3	NO
3	3 13C3-PFHxS	ST180307M1-11 PFC CS3 18B2317	6.69e3	103.8	NO
4	4 13C8-PFOA	ST180307M1-11 PFC CS3 18B2317	3.18e4	105.9	NO
5	5 13C9-PFNA	ST180307M1-11 PFC CS3 18B2317	3.76e4	133.2	NO
6	6 13C4-PFOS	ST180307M1-11 PFC CS3 18B2317	6.65e3	96.9	NO
7	7 13C6-PFDA	ST180307M1-11 PFC CS3 18B2317	3.15e4	93.6	NO
8	8 13C7-PFUdA	ST180307M1-11 PFC CS3 18B2317	3.60e4	108.3	NO

**Name: 180307M1\_38, Date: 07-Mar-2018, Time: 23:05:10, ID: IPA, Description: IPA**

	# Name	ID	Area	%Rec	Area Out
1	1 13C4-PFBA	IPA			NO
2	2 13C5-PFHxA	IPA			NO
3	3 13C3-PFHxS	IPA			NO
4	4 13C8-PFOA	IPA	7.05e0	0.0	YES
5	5 13C9-PFNA	IPA			NO
6	6 13C4-PFOS	IPA			NO
7	7 13C6-PFDA	IPA	8.07e0	0.0	YES
8	8 13C7-PFUdA	IPA			NO

Dataset: Untitled

Last Altered: Thursday, March 08, 2018 14:25:57 Pacific Standard Time  
Printed: Thursday, March 08, 2018 14:49:35 Pacific Standard Time

**Name: 180307M1\_39, Date: 07-Mar-2018, Time: 23:16:40, ID: 1800346-01 WI-AF-SB-FB01-021418 0.11713, Description: WI-AF-SB-FB01-021418**

	# Name	ID	Area	%Rec	Area Out
1	1 13C4-PFBA	1800346-01 WI-AF-SB-FB01-021418 0....	2.21e4	158.2	YES
2	2 13C5-PFHxA	1800346-01 WI-AF-SB-FB01-021418 0....	3.02e4	98.6	NO
3	3 13C3-PFHxS	1800346-01 WI-AF-SB-FB01-021418 0....	6.87e3	106.6	NO
4	4 13C8-PFOA	1800346-01 WI-AF-SB-FB01-021418 0....	3.30e4	109.9	NO
5	5 13C9-PFNA	1800346-01 WI-AF-SB-FB01-021418 0....	3.21e4	113.5	NO
6	6 13C4-PFOS	1800346-01 WI-AF-SB-FB01-021418 0....	7.71e3	112.3	NO
7	7 13C6-PFDA	1800346-01 WI-AF-SB-FB01-021418 0....	3.45e4	102.4	NO
8	8 13C7-PFUDa	1800346-01 WI-AF-SB-FB01-021418 0....	3.48e4	104.7	NO

**Name: 180307M1\_40, Date: 07-Mar-2018, Time: 23:28:10, ID: 1800346-02 WI-AF-SB-FB01-021318 0.11317, Description: WI-AF-SB-FB01-021318**

	# Name	ID	Area	%Rec	Area Out
1	1 13C4-PFBA	1800346-02 WI-AF-SB-FB01-021318 0....	2.29e4	164.1	YES
2	2 13C5-PFHxA	1800346-02 WI-AF-SB-FB01-021318 0....	3.39e4	110.9	NO
3	3 13C3-PFHxS	1800346-02 WI-AF-SB-FB01-021318 0....	7.90e3	122.7	NO
4	4 13C8-PFOA	1800346-02 WI-AF-SB-FB01-021318 0....	3.36e4	111.9	NO
5	5 13C9-PFNA	1800346-02 WI-AF-SB-FB01-021318 0....	3.12e4	110.5	NO
6	6 13C4-PFOS	1800346-02 WI-AF-SB-FB01-021318 0....	7.86e3	114.5	NO
7	7 13C6-PFDA	1800346-02 WI-AF-SB-FB01-021318 0....	3.74e4	111.0	NO
8	8 13C7-PFUDa	1800346-02 WI-AF-SB-FB01-021318 0....	4.04e4	121.7	NO

**Name: 180307M1\_41, Date: 07-Mar-2018, Time: 23:39:39, ID: B8B0157-BS1 OPR 0.25, Description: OPR**

	# Name	ID	Area	%Rec	Area Out
1	1 13C4-PFBA	B8B0157-BS1 OPR 0.25	2.11e4	151.3	YES
2	2 13C5-PFHxA	B8B0157-BS1 OPR 0.25	2.93e4	95.7	NO
3	3 13C3-PFHxS	B8B0157-BS1 OPR 0.25	6.28e3	97.5	NO
4	4 13C8-PFOA	B8B0157-BS1 OPR 0.25	2.70e4	90.1	NO
5	5 13C9-PFNA	B8B0157-BS1 OPR 0.25	3.13e4	110.9	NO
6	6 13C4-PFOS	B8B0157-BS1 OPR 0.25	7.24e3	105.5	NO
7	7 13C6-PFDA	B8B0157-BS1 OPR 0.25	2.75e4	81.7	NO
8	8 13C7-PFUDa	B8B0157-BS1 OPR 0.25	3.44e4	103.6	NO

**Name: 180307M1\_42, Date: 07-Mar-2018, Time: 23:51:06, ID: B8B0157-BSD1 LCSD 0.25, Description: LCSD**

	# Name	ID	Area	%Rec	Area Out
1	1 13C4-PFBA	B8B0157-BSD1 LCSD 0.25	1.98e4	141.4	NO
2	2 13C5-PFHxA	B8B0157-BSD1 LCSD 0.25	3.00e4	98.1	NO
3	3 13C3-PFHxS	B8B0157-BSD1 LCSD 0.25	5.84e3	90.7	NO
4	4 13C8-PFOA	B8B0157-BSD1 LCSD 0.25	3.04e4	101.3	NO
5	5 13C9-PFNA	B8B0157-BSD1 LCSD 0.25	2.96e4	104.7	NO
6	6 13C4-PFOS	B8B0157-BSD1 LCSD 0.25	6.56e3	95.6	NO
7	7 13C6-PFDA	B8B0157-BSD1 LCSD 0.25	2.84e4	84.4	NO
8	8 13C7-PFUDa	B8B0157-BSD1 LCSD 0.25	2.86e4	86.3	NO

Dataset: Untitled

Last Altered: Thursday, March 08, 2018 14:25:57 Pacific Standard Time

Printed: Thursday, March 08, 2018 14:49:35 Pacific Standard Time

**Name: 180307M1\_43, Date: 08-Mar-2018, Time: 00:02:34, ID: B8B0157-BLK1 Method Blank 0.25, Description: Method Blank**

	# Name	ID	Area	%Rec	Area Out
1	1 13C4-PFBA	B8B0157-BLK1 Method Blank 0.25	1.96e4	140.2	NO
2	2 13C5-PFHxA	B8B0157-BLK1 Method Blank 0.25	2.93e4	95.7	NO
3	3 13C3-PFHxS	B8B0157-BLK1 Method Blank 0.25	6.12e3	95.0	NO
4	4 13C8-PFOA	B8B0157-BLK1 Method Blank 0.25	2.87e4	95.6	NO
5	5 13C9-PFNA	B8B0157-BLK1 Method Blank 0.25	3.24e4	114.8	NO
6	6 13C4-PFOS	B8B0157-BLK1 Method Blank 0.25	7.37e3	107.3	NO
7	7 13C6-PFDA	B8B0157-BLK1 Method Blank 0.25	3.10e4	92.1	NO
8	8 13C7-PFUDa	B8B0157-BLK1 Method Blank 0.25	3.15e4	95.0	NO

**Name: 180307M1\_44, Date: 08-Mar-2018, Time: 00:14:04, ID: 1800331-01 906A 0.12044, Description: 906A**

	# Name	ID	Area	%Rec	Area Out
1	1 13C4-PFBA	1800331-01 906A 0.12044	1.69e4	120.8	NO
2	2 13C5-PFHxA	1800331-01 906A 0.12044	2.58e4	84.4	NO
3	3 13C3-PFHxS	1800331-01 906A 0.12044	5.80e3	90.0	NO
4	4 13C8-PFOA	1800331-01 906A 0.12044	2.33e4	77.4	NO
5	5 13C9-PFNA	1800331-01 906A 0.12044	2.43e4	86.1	NO
6	6 13C4-PFOS	1800331-01 906A 0.12044	5.53e3	80.6	NO
7	7 13C6-PFDA	1800331-01 906A 0.12044	2.70e4	80.2	NO
8	8 13C7-PFUDa	1800331-01 906A 0.12044	2.74e4	82.5	NO

**Name: 180307M1\_45, Date: 08-Mar-2018, Time: 00:25:31, ID: 1800331-02 906b 0.11572, Description: 906b**

	# Name	ID	Area	%Rec	Area Out
1	1 13C4-PFBA	1800331-02 906b 0.11572	1.61e4	115.0	NO
2	2 13C5-PFHxA	1800331-02 906b 0.11572	2.30e4	75.0	NO
3	3 13C3-PFHxS	1800331-02 906b 0.11572	7.47e3	115.9	NO
4	4 13C8-PFOA	1800331-02 906b 0.11572	2.20e4	73.3	NO
5	5 13C9-PFNA	1800331-02 906b 0.11572	2.56e4	90.8	NO
6	6 13C4-PFOS	1800331-02 906b 0.11572	8.37e3	121.9	NO
7	7 13C6-PFDA	1800331-02 906b 0.11572	2.80e4	82.9	NO
8	8 13C7-PFUDa	1800331-02 906b 0.11572	3.37e4	101.6	NO

**Name: 180307M1\_46, Date: 08-Mar-2018, Time: 00:37:01, ID: 1800331-03 908 0.11722, Description: 908**

	# Name	ID	Area	%Rec	Area Out
1	1 13C4-PFBA	1800331-03 908 0.11722	1.74e4	124.8	NO
2	2 13C5-PFHxA	1800331-03 908 0.11722	2.46e4	80.4	NO
3	3 13C3-PFHxS	1800331-03 908 0.11722	6.20e3	96.2	NO
4	4 13C8-PFOA	1800331-03 908 0.11722	2.51e4	83.5	NO
5	5 13C9-PFNA	1800331-03 908 0.11722	2.71e4	95.8	NO
6	6 13C4-PFOS	1800331-03 908 0.11722	5.51e3	80.2	NO
7	7 13C6-PFDA	1800331-03 908 0.11722	2.48e4	73.7	NO
8	8 13C7-PFUDa	1800331-03 908 0.11722	2.17e4	65.5	NO

Dataset: Untitled

Last Altered: Thursday, March 08, 2018 14:25:57 Pacific Standard Time

Printed: Thursday, March 08, 2018 14:49:35 Pacific Standard Time

**Name: 180307M1\_47, Date: 08-Mar-2018, Time: 00:48:30, ID: 1800331-04 911 0.11887, Description: 911**

	# Name	ID	Area	%Rec	Area Out
1	1 13C4-PFBA	1800331-04 911 0.11887	1.67e4	119.4	NO
2	2 13C5-PFHxA	1800331-04 911 0.11887	2.27e4	74.2	NO
3	3 13C3-PFHxS	1800331-04 911 0.11887	6.05e3	93.8	NO
4	4 13C8-PFOA	1800331-04 911 0.11887	2.01e4	67.0	NO
5	5 13C9-PFNA	1800331-04 911 0.11887	2.49e4	88.0	NO
6	6 13C4-PFOS	1800331-04 911 0.11887	5.73e3	83.6	NO
7	7 13C6-PFDA	1800331-04 911 0.11887	2.09e4	62.1	NO
8	8 13C7-PFUdA	1800331-04 911 0.11887	2.28e4	68.7	NO

**Name: 180307M1\_48, Date: 08-Mar-2018, Time: 00:59:59, ID: 1800331-05 731 0.11762, Description: 731**

	# Name	ID	Area	%Rec	Area Out
1	1 13C4-PFBA	1800331-05 731 0.11762	2.14e4	153.5	YES
2	2 13C5-PFHxA	1800331-05 731 0.11762	3.11e4	101.6	NO
3	3 13C3-PFHxS	1800331-05 731 0.11762	7.72e3	119.8	NO
4	4 13C8-PFOA	1800331-05 731 0.11762	2.96e4	98.5	NO
5	5 13C9-PFNA	1800331-05 731 0.11762	3.37e4	119.3	NO
6	6 13C4-PFOS	1800331-05 731 0.11762	7.68e3	112.0	NO
7	7 13C6-PFDA	1800331-05 731 0.11762	3.32e4	98.6	NO
8	8 13C7-PFUdA	1800331-05 731 0.11762	3.74e4	112.6	NO

**Name: 180307M1\_49, Date: 08-Mar-2018, Time: 01:11:29, ID: 1800344-01 GW4751180215RAP 0.25614, Description: GW4751180215RAP**

	# Name	ID	Area	%Rec	Area Out
1	1 13C4-PFBA	1800344-01 GW4751180215RAP 0.256...	1.95e4	139.7	NO
2	2 13C5-PFHxA	1800344-01 GW4751180215RAP 0.256...	2.85e4	93.1	NO
3	3 13C3-PFHxS	1800344-01 GW4751180215RAP 0.256...	6.40e3	99.3	NO
4	4 13C8-PFOA	1800344-01 GW4751180215RAP 0.256...	2.62e4	87.4	NO
5	5 13C9-PFNA	1800344-01 GW4751180215RAP 0.256...	2.86e4	101.1	NO
6	6 13C4-PFOS	1800344-01 GW4751180215RAP 0.256...	6.02e3	87.7	NO
7	7 13C6-PFDA	1800344-01 GW4751180215RAP 0.256...	3.01e4	89.3	NO
8	8 13C7-PFUdA	1800344-01 GW4751180215RAP 0.256...	3.06e4	92.3	NO

**Name: 180307M1\_50, Date: 08-Mar-2018, Time: 01:22:58, ID: 1800344-02 GW5357180215RAP 0.26043, Description: GW5357180215RAP**

	# Name	ID	Area	%Rec	Area Out
1	1 13C4-PFBA	1800344-02 GW5357180215RAP 0.260...	1.91e4	136.5	NO
2	2 13C5-PFHxA	1800344-02 GW5357180215RAP 0.260...	2.79e4	91.2	NO
3	3 13C3-PFHxS	1800344-02 GW5357180215RAP 0.260...	6.38e3	99.0	NO
4	4 13C8-PFOA	1800344-02 GW5357180215RAP 0.260...	2.65e4	88.2	NO
5	5 13C9-PFNA	1800344-02 GW5357180215RAP 0.260...	2.96e4	104.7	NO
6	6 13C4-PFOS	1800344-02 GW5357180215RAP 0.260...	6.11e3	89.0	NO
7	7 13C6-PFDA	1800344-02 GW5357180215RAP 0.260...	2.96e4	87.9	NO
8	8 13C7-PFUdA	1800344-02 GW5357180215RAP 0.260...	2.91e4	87.5	NO

Dataset: Untitled

Last Altered: Thursday, March 08, 2018 14:25:57 Pacific Standard Time  
Printed: Thursday, March 08, 2018 14:49:35 Pacific Standard Time

**Name: 180307M1\_51, Date: 08-Mar-2018, Time: 01:34:28, ID: 1800344-03 GW1620180216RAP 0.26555, Description: GW1620180216RAP**

	# Name	ID	Area	%Rec	Area Out
1	1 13C4-PFBA	1800344-03 GW1620180216RAP 0.265...	1.91e4	136.6	NO
2	2 13C5-PFHxA	1800344-03 GW1620180216RAP 0.265...	2.70e4	88.1	NO
3	3 13C3-PFHxS	1800344-03 GW1620180216RAP 0.265...	6.37e3	98.9	NO
4	4 13C8-PFOA	1800344-03 GW1620180216RAP 0.265...	2.77e4	92.4	NO
5	5 13C9-PFNA	1800344-03 GW1620180216RAP 0.265...	2.69e4	95.2	NO
6	6 13C4-PFOS	1800344-03 GW1620180216RAP 0.265...	6.61e3	96.3	NO
7	7 13C6-PFDA	1800344-03 GW1620180216RAP 0.265...	2.58e4	76.6	NO
8	8 13C7-PFUDa	1800344-03 GW1620180216RAP 0.265...	2.69e4	80.9	NO

**Name: 180307M1\_52, Date: 08-Mar-2018, Time: 01:45:58, ID: 1800344-04 GW2630180216RAP 0.26027, Description: GW2630180216RAP**

	# Name	ID	Area	%Rec	Area Out
1	1 13C4-PFBA	1800344-04 GW2630180216RAP 0.260...	2.02e4	144.5	NO
2	2 13C5-PFHxA	1800344-04 GW2630180216RAP 0.260...	2.67e4	87.2	NO
3	3 13C3-PFHxS	1800344-04 GW2630180216RAP 0.260...	5.99e3	93.0	NO
4	4 13C8-PFOA	1800344-04 GW2630180216RAP 0.260...	2.69e4	89.7	NO
5	5 13C9-PFNA	1800344-04 GW2630180216RAP 0.260...	2.72e4	96.3	NO
6	6 13C4-PFOS	1800344-04 GW2630180216RAP 0.260...	7.06e3	102.8	NO
7	7 13C6-PFDA	1800344-04 GW2630180216RAP 0.260...	2.93e4	87.1	NO
8	8 13C7-PFUDa	1800344-04 GW2630180216RAP 0.260...	2.63e4	79.2	NO

**Name: 180307M1\_53, Date: 08-Mar-2018, Time: 01:57:28, ID: 1800344-05 GW3640180216RAP 0.26103, Description: GW3640180216RAP**

	# Name	ID	Area	%Rec	Area Out
1	1 13C4-PFBA	1800344-05 GW3640180216RAP 0.261...	1.85e4	132.1	NO
2	2 13C5-PFHxA	1800344-05 GW3640180216RAP 0.261...	2.50e4	81.8	NO
3	3 13C3-PFHxS	1800344-05 GW3640180216RAP 0.261...	6.30e3	97.8	NO
4	4 13C8-PFOA	1800344-05 GW3640180216RAP 0.261...	2.78e4	92.5	NO
5	5 13C9-PFNA	1800344-05 GW3640180216RAP 0.261...	2.80e4	99.2	NO
6	6 13C4-PFOS	1800344-05 GW3640180216RAP 0.261...	5.91e3	86.2	NO
7	7 13C6-PFDA	1800344-05 GW3640180216RAP 0.261...	2.83e4	83.8	NO
8	8 13C7-PFUDa	1800344-05 GW3640180216RAP 0.261...	2.84e4	85.5	NO

**Name: 180307M1\_54, Date: 08-Mar-2018, Time: 02:08:54, ID: 1800353-01 WI-AF-N2-5-0218 0.11121, Description: WI-AF-N2-5-0218**

	# Name	ID	Area	%Rec	Area Out
1	1 13C4-PFBA	1800353-01 WI-AF-N2-5-0218 0.11121	2.45e4	175.3	YES
2	2 13C5-PFHxA	1800353-01 WI-AF-N2-5-0218 0.11121	3.51e4	114.7	NO
3	3 13C3-PFHxS	1800353-01 WI-AF-N2-5-0218 0.11121	6.76e3	104.9	NO
4	4 13C8-PFOA	1800353-01 WI-AF-N2-5-0218 0.11121	3.35e4	111.4	NO
5	5 13C9-PFNA	1800353-01 WI-AF-N2-5-0218 0.11121	3.79e4	134.1	NO
6	6 13C4-PFOS	1800353-01 WI-AF-N2-5-0218 0.11121	4.79e3	69.7	NO
7	7 13C6-PFDA	1800353-01 WI-AF-N2-5-0218 0.11121	3.60e4	106.9	NO
8	8 13C7-PFUDa	1800353-01 WI-AF-N2-5-0218 0.11121	3.62e4	109.0	NO

Dataset: Untitled

Last Altered: Thursday, March 08, 2018 14:25:57 Pacific Standard Time

Printed: Thursday, March 08, 2018 14:49:35 Pacific Standard Time

**Name: 180307M1\_55, Date: 08-Mar-2018, Time: 02:20:25, ID: 1800353-02 WI-AF-FB01-022018 0.11958, Description: WI-AF-FB01-022018**

	# Name	ID	Area	%Rec	Area Out
1	1 13C4-PFBA	1800353-02 WI-AF-FB01-022018 0.119...	2.00e4	143.4	NO
2	2 13C5-PFHxA	1800353-02 WI-AF-FB01-022018 0.119...	3.16e4	103.3	NO
3	3 13C3-PFHxS	1800353-02 WI-AF-FB01-022018 0.119...	6.02e3	93.4	NO
4	4 13C8-PFOA	1800353-02 WI-AF-FB01-022018 0.119...	2.86e4	95.3	NO
5	5 13C9-PFNA	1800353-02 WI-AF-FB01-022018 0.119...	3.16e4	111.9	NO
6	6 13C4-PFOS	1800353-02 WI-AF-FB01-022018 0.119...	6.29e3	91.6	NO
7	7 13C6-PFDA	1800353-02 WI-AF-FB01-022018 0.119...	3.12e4	92.4	NO
8	8 13C7-PFUdA	1800353-02 WI-AF-FB01-022018 0.119...	3.35e4	100.9	NO

**Name: 180307M1\_56, Date: 08-Mar-2018, Time: 02:31:52, ID: 1800353-03 WI-AF-MW-3-0218 0.11741, Description: WI-AF-MW-3-0218**

	# Name	ID	Area	%Rec	Area Out
1	1 13C4-PFBA	1800353-03 WI-AF-MW-3-0218 0.11741	2.12e4	151.9	YES
2	2 13C5-PFHxA	1800353-03 WI-AF-MW-3-0218 0.11741	3.06e4	100.1	NO
3	3 13C3-PFHxS	1800353-03 WI-AF-MW-3-0218 0.11741	6.56e3	101.8	NO
4	4 13C8-PFOA	1800353-03 WI-AF-MW-3-0218 0.11741	3.05e4	101.6	NO
5	5 13C9-PFNA	1800353-03 WI-AF-MW-3-0218 0.11741	3.04e4	107.5	NO
6	6 13C4-PFOS	1800353-03 WI-AF-MW-3-0218 0.11741	5.64e3	82.2	NO
7	7 13C6-PFDA	1800353-03 WI-AF-MW-3-0218 0.11741	3.02e4	89.5	NO
8	8 13C7-PFUdA	1800353-03 WI-AF-MW-3-0218 0.11741	3.89e4	117.0	NO

**Name: 180307M1\_57, Date: 08-Mar-2018, Time: 02:43:21, ID: 1800353-04 WI-AF-MW-202-0218 0.11256, Description: WI-AF-MW-202-0218**

	# Name	ID	Area	%Rec	Area Out
1	1 13C4-PFBA	1800353-04 WI-AF-MW-202-0218 0.11...	1.83e4	131.0	NO
2	2 13C5-PFHxA	1800353-04 WI-AF-MW-202-0218 0.11...	2.48e4	80.9	NO
3	3 13C3-PFHxS	1800353-04 WI-AF-MW-202-0218 0.11...	5.27e3	81.8	NO
4	4 13C8-PFOA	1800353-04 WI-AF-MW-202-0218 0.11...	2.60e4	86.5	NO
5	5 13C9-PFNA	1800353-04 WI-AF-MW-202-0218 0.11...	2.43e4	85.9	NO
6	6 13C4-PFOS	1800353-04 WI-AF-MW-202-0218 0.11...	3.91e3	57.0	NO
7	7 13C6-PFDA	1800353-04 WI-AF-MW-202-0218 0.11...	2.70e4	80.1	NO
8	8 13C7-PFUdA	1800353-04 WI-AF-MW-202-0218 0.11...	2.65e4	79.8	NO

**Name: 180307M1\_58, Date: 08-Mar-2018, Time: 02:54:51, ID: 1800353-05 WI-AF-MW-204-0218 0.11807, Description: WI-AF-MW-204-0218**

	# Name	ID	Area	%Rec	Area Out
1	1 13C4-PFBA	1800353-05 WI-AF-MW-204-0218 0.11...	2.00e4	143.3	NO
2	2 13C5-PFHxA	1800353-05 WI-AF-MW-204-0218 0.11...	2.86e4	93.4	NO
3	3 13C3-PFHxS	1800353-05 WI-AF-MW-204-0218 0.11...	5.28e3	82.0	NO
4	4 13C8-PFOA	1800353-05 WI-AF-MW-204-0218 0.11...	2.68e4	89.2	NO
5	5 13C9-PFNA	1800353-05 WI-AF-MW-204-0218 0.11...	2.72e4	96.3	NO
6	6 13C4-PFOS	1800353-05 WI-AF-MW-204-0218 0.11...	3.55e3	51.7	NO
7	7 13C6-PFDA	1800353-05 WI-AF-MW-204-0218 0.11...	2.82e4	83.6	NO
8	8 13C7-PFUdA	1800353-05 WI-AF-MW-204-0218 0.11...	2.95e4	88.8	NO

Dataset: Untitled

Last Altered: Thursday, March 08, 2018 14:25:57 Pacific Standard Time

Printed: Thursday, March 08, 2018 14:49:35 Pacific Standard Time

**Name: 180307M1\_59, Date: 08-Mar-2018, Time: 03:06:21, ID: IPA, Description: IPA**

	# Name	ID	Area	%Rec	Area Out
1	1 13C4-PFBA	IPA			NO
2	2 13C5-PFHxA	IPA			NO
3	3 13C3-PFHxS	IPA			NO
4	4 13C8-PFOA	IPA			NO
5	5 13C9-PFNA	IPA			NO
6	6 13C4-PFOS	IPA			NO
7	7 13C6-PFDA	IPA			NO
8	8 13C7-PFUdA	IPA			NO

**Name: 180307M1\_60, Date: 08-Mar-2018, Time: 03:17:50, ID: ST180307M1-12 PFC CS3 18B2317, Description: PFC CS3 18B2317**

	# Name	ID	Area	%Rec	Area Out
1	1 13C4-PFBA	ST180307M1-12 PFC CS3 18B2317	1.62e4	116.0	NO
2	2 13C5-PFHxA	ST180307M1-12 PFC CS3 18B2317	3.40e4	110.9	NO
3	3 13C3-PFHxS	ST180307M1-12 PFC CS3 18B2317	6.08e3	94.4	NO
4	4 13C8-PFOA	ST180307M1-12 PFC CS3 18B2317	3.49e4	116.3	NO
5	5 13C9-PFNA	ST180307M1-12 PFC CS3 18B2317	3.78e4	133.9	NO
6	6 13C4-PFOS	ST180307M1-12 PFC CS3 18B2317	7.93e3	115.6	NO
7	7 13C6-PFDA	ST180307M1-12 PFC CS3 18B2317	3.18e4	94.4	NO
8	8 13C7-PFUdA	ST180307M1-12 PFC CS3 18B2317	3.30e4	99.5	NO

**Name: 180307M1\_61, Date: 08-Mar-2018, Time: 03:29:19, ID: IPA, Description: IPA**

	# Name	ID	Area	%Rec	Area Out
1	1 13C4-PFBA	IPA			NO
2	2 13C5-PFHxA	IPA	6.36e0	0.0	YES
3	3 13C3-PFHxS	IPA			NO
4	4 13C8-PFOA	IPA			NO
5	5 13C9-PFNA	IPA			NO
6	6 13C4-PFOS	IPA			NO
7	7 13C6-PFDA	IPA			NO
8	8 13C7-PFUdA	IPA			NO

**Name: 180307M1\_62, Date: 08-Mar-2018, Time: 03:40:49, ID: 1800353-06 WI-AF-MW-114-0218 0.11872, Description: WI-AF-MW-114-0218**

	# Name	ID	Area	%Rec	Area Out
1	1 13C4-PFBA	1800353-06 WI-AF-MW-114-0218 0.118...	1.98e4	141.8	NO
2	2 13C5-PFHxA	1800353-06 WI-AF-MW-114-0218 0.118...	2.94e4	96.1	NO
3	3 13C3-PFHxS	1800353-06 WI-AF-MW-114-0218 0.118...	6.04e3	93.7	NO
4	4 13C8-PFOA	1800353-06 WI-AF-MW-114-0218 0.118...	2.51e4	83.7	NO
5	5 13C9-PFNA	1800353-06 WI-AF-MW-114-0218 0.118...	3.11e4	110.0	NO
6	6 13C4-PFOS	1800353-06 WI-AF-MW-114-0218 0.118...	3.63e3	52.9	NO
7	7 13C6-PFDA	1800353-06 WI-AF-MW-114-0218 0.118...	3.14e4	93.3	NO
8	8 13C7-PFUdA	1800353-06 WI-AF-MW-114-0218 0.118...	3.32e4	99.9	NO

Dataset: Untitled

Last Altered: Thursday, March 08, 2018 14:25:57 Pacific Standard Time

Printed: Thursday, March 08, 2018 14:49:35 Pacific Standard Time

**Name: 180307M1\_63, Date: 08-Mar-2018, Time: 03:52:16, ID: 1800353-07 WI-AF-EB03-022018 0.12247, Description: WI-AF-EB03-022018**

	# Name	ID	Area	%Rec	Area Out
1	1 13C4-PFBA	1800353-07 WI-AF-EB03-022018 0.122...	2.04e4	146.0	NO
2	2 13C5-PFHxA	1800353-07 WI-AF-EB03-022018 0.122...	2.96e4	96.8	NO
3	3 13C3-PFHxS	1800353-07 WI-AF-EB03-022018 0.122...	6.39e3	99.1	NO
4	4 13C8-PFOA	1800353-07 WI-AF-EB03-022018 0.122...	2.64e4	88.0	NO
5	5 13C9-PFNA	1800353-07 WI-AF-EB03-022018 0.122...	3.04e4	107.7	NO
6	6 13C4-PFOS	1800353-07 WI-AF-EB03-022018 0.122...	7.59e3	110.6	NO
7	7 13C6-PFDA	1800353-07 WI-AF-EB03-022018 0.122...	2.92e4	86.8	NO
8	8 13C7-PFUDa	1800353-07 WI-AF-EB03-022018 0.122...	3.24e4	97.6	NO

**Name: 180307M1\_64, Date: 08-Mar-2018, Time: 04:03:45, ID: IPA, Description: IPA**

	# Name	ID	Area	%Rec	Area Out
1	1 13C4-PFBA	IPA			NO
2	2 13C5-PFHxA	IPA			NO
3	3 13C3-PFHxS	IPA			NO
4	4 13C8-PFOA	IPA			NO
5	5 13C9-PFNA	IPA			NO
6	6 13C4-PFOS	IPA			NO
7	7 13C6-PFDA	IPA			NO
8	8 13C7-PFUDa	IPA			NO

**Name: 180307M1\_65, Date: 08-Mar-2018, Time: 04:15:12, ID: ST180307M1-13 PFC CS3 18B2317, Description: PFC CS3 18B2317**

	# Name	ID	Area	%Rec	Area Out
1	1 13C4-PFBA	ST180307M1-13 PFC CS3 18B2317	1.57e4	112.4	NO
2	2 13C5-PFHxA	ST180307M1-13 PFC CS3 18B2317	3.56e4	116.4	NO
3	3 13C3-PFHxS	ST180307M1-13 PFC CS3 18B2317	7.51e3	116.5	NO
4	4 13C8-PFOA	ST180307M1-13 PFC CS3 18B2317	3.53e4	117.7	NO
5	5 13C9-PFNA	ST180307M1-13 PFC CS3 18B2317	3.92e4	138.8	NO
6	6 13C4-PFOS	ST180307M1-13 PFC CS3 18B2317	7.30e3	106.4	NO
7	7 13C6-PFDA	ST180307M1-13 PFC CS3 18B2317	3.31e4	98.3	NO
8	8 13C7-PFUDa	ST180307M1-13 PFC CS3 18B2317	3.60e4	108.4	NO

**Name: 180307M1\_66, Date: 08-Mar-2018, Time: 04:26:42, ID: ST180307M1-14 PFC CS0 18C0604, Description: PFC CS0 18C0604**

	# Name	ID	Area	%Rec	Area Out
1	1 13C4-PFBA	ST180307M1-14 PFC CS0 18C0604	1.60e4	114.7	NO
2	2 13C5-PFHxA	ST180307M1-14 PFC CS0 18C0604	3.44e4	112.4	NO
3	3 13C3-PFHxS	ST180307M1-14 PFC CS0 18C0604	7.36e3	114.2	NO
4	4 13C8-PFOA	ST180307M1-14 PFC CS0 18C0604	3.28e4	109.3	NO
5	5 13C9-PFNA	ST180307M1-14 PFC CS0 18C0604	3.37e4	119.4	NO
6	6 13C4-PFOS	ST180307M1-14 PFC CS0 18C0604	8.20e3	119.5	NO
7	7 13C6-PFDA	ST180307M1-14 PFC CS0 18C0604	3.57e4	106.1	NO
8	8 13C7-PFUDa	ST180307M1-14 PFC CS0 18C0604	3.67e4	110.5	NO



Dataset: Untitled

Last Altered: Thursday, March 08, 2018 14:25:57 Pacific Standard Time  
 Printed: Thursday, March 08, 2018 14:49:35 Pacific Standard Time

**Name: 180307M1\_67, Date: 08-Mar-2018, Time: 04:38:08, ID: IPA, Description: IPA**

	# Name	ID	Area	%Rec	Area Out
1	1 13C4-PFBA	IPA			NO
2	2 13C5-PFHxA	IPA			NO
3	3 13C3-PFHxS	IPA			NO
4	4 13C8-PFOA	IPA			NO
5	5 13C9-PFNA	IPA			NO
6	6 13C4-PFOS	IPA			NO
7	7 13C6-PFDA	IPA			NO
8	8 13C7-PFUdA	IPA			NO

**Name: 180307M1\_68, Date: 08-Mar-2018, Time: 04:49:38, ID: B8B0151-BS1 OPR 1, Description: OPR**

	# Name	ID	Area	%Rec	Area Out
1	1 13C4-PFBA	B8B0151-BS1 OPR 1	1.61e4	115.3	NO
2	2 13C5-PFHxA	B8B0151-BS1 OPR 1	2.49e4	81.4	NO
3	3 13C3-PFHxS	B8B0151-BS1 OPR 1	6.05e3	93.9	NO
4	4 13C8-PFOA	B8B0151-BS1 OPR 1	2.32e4	77.4	NO
5	5 13C9-PFNA	B8B0151-BS1 OPR 1	2.43e4	86.2	NO
6	6 13C4-PFOS	B8B0151-BS1 OPR 1	6.11e3	89.0	NO
7	7 13C6-PFDA	B8B0151-BS1 OPR 1	2.24e4	66.6	NO
8	8 13C7-PFUdA	B8B0151-BS1 OPR 1	2.96e4	89.2	NO

**Name: 180307M1\_69, Date: 08-Mar-2018, Time: 05:01:04, ID: B8B0151-BLK1 Method Blank 1, Description: Method Blank**

	# Name	ID	Area	%Rec	Area Out
1	1 13C4-PFBA	B8B0151-BLK1 Method Blank 1	1.28e4	91.5	NO
2	2 13C5-PFHxA	B8B0151-BLK1 Method Blank 1	2.02e4	66.0	NO
3	3 13C3-PFHxS	B8B0151-BLK1 Method Blank 1	4.65e3	72.2	NO
4	4 13C8-PFOA	B8B0151-BLK1 Method Blank 1	1.87e4	62.4	NO
5	5 13C9-PFNA	B8B0151-BLK1 Method Blank 1	2.09e4	73.8	NO
6	6 13C4-PFOS	B8B0151-BLK1 Method Blank 1	5.44e3	79.3	NO
7	7 13C6-PFDA	B8B0151-BLK1 Method Blank 1	1.98e4	58.7	NO
8	8 13C7-PFUdA	B8B0151-BLK1 Method Blank 1	2.20e4	66.2	NO

**Name: 180307M1\_70, Date: 08-Mar-2018, Time: 05:12:34, ID: B8B0151-MS1 Matrix Spike 1.1, Description: Matrix Spike**

	# Name	ID	Area	%Rec	Area Out
1	1 13C4-PFBA	B8B0151-MS1 Matrix Spike 1.1	1.45e4	104.1	NO
2	2 13C5-PFHxA	B8B0151-MS1 Matrix Spike 1.1	2.04e4	66.7	NO
3	3 13C3-PFHxS	B8B0151-MS1 Matrix Spike 1.1	5.32e3	82.5	NO
4	4 13C8-PFOA	B8B0151-MS1 Matrix Spike 1.1	1.97e4	65.6	NO
5	5 13C9-PFNA	B8B0151-MS1 Matrix Spike 1.1	2.05e4	72.7	NO
6	6 13C4-PFOS	B8B0151-MS1 Matrix Spike 1.1	5.86e3	85.4	NO
7	7 13C6-PFDA	B8B0151-MS1 Matrix Spike 1.1	2.03e4	60.1	NO
8	8 13C7-PFUdA	B8B0151-MS1 Matrix Spike 1.1	2.52e4	75.9	NO

Dataset: Untitled

Last Altered: Thursday, March 08, 2018 14:25:57 Pacific Standard Time

Printed: Thursday, March 08, 2018 14:49:35 Pacific Standard Time

**Name: 180307M1\_71, Date: 08-Mar-2018, Time: 05:24:03, ID: B8B0151-MSD1 Matrix Spike Dup 1.09, Description: Matrix Spike Dup**

#	Name	ID	Area	%Rec	Area Out
1	1 13C4-PFBA	B8B0151-MSD1 Matrix Spike Dup 1.09	1.30e4	93.1	NO
2	2 13C5-PFHxA	B8B0151-MSD1 Matrix Spike Dup 1.09	1.98e4	64.5	NO
3	3 13C3-PFHxS	B8B0151-MSD1 Matrix Spike Dup 1.09	5.01e3	77.8	NO
4	4 13C8-PFOA	B8B0151-MSD1 Matrix Spike Dup 1.09	1.93e4	64.4	NO
5	5 13C9-PFNA	B8B0151-MSD1 Matrix Spike Dup 1.09	2.39e4	84.5	NO
6	6 13C4-PFOS	B8B0151-MSD1 Matrix Spike Dup 1.09	5.26e3	76.6	NO
7	7 13C6-PFDA	B8B0151-MSD1 Matrix Spike Dup 1.09	1.87e4	55.4	NO
8	8 13C7-PFUDa	B8B0151-MSD1 Matrix Spike Dup 1.09	2.20e4	66.2	NO

**Name: 180307M1\_72, Date: 08-Mar-2018, Time: 05:35:33, ID: 1800346-03 WI-AF-SB615-6768-0218 1.08, Description: WI-AF-SB615-6768-0218**

#	Name	ID	Area	%Rec	Area Out
1	1 13C4-PFBA	1800346-03 WI-AF-SB615-6768-0218 1...	1.66e4	118.9	NO
2	2 13C5-PFHxA	1800346-03 WI-AF-SB615-6768-0218 1...	2.48e4	81.1	NO
3	3 13C3-PFHxS	1800346-03 WI-AF-SB615-6768-0218 1...	5.79e3	89.9	NO
4	4 13C8-PFOA	1800346-03 WI-AF-SB615-6768-0218 1...	2.43e4	81.0	NO
5	5 13C9-PFNA	1800346-03 WI-AF-SB615-6768-0218 1...	2.34e4	83.0	NO
6	6 13C4-PFOS	1800346-03 WI-AF-SB615-6768-0218 1...	5.61e3	81.7	NO
7	7 13C6-PFDA	1800346-03 WI-AF-SB615-6768-0218 1...	2.15e4	63.9	NO
8	8 13C7-PFUDa	1800346-03 WI-AF-SB615-6768-0218 1...	2.53e4	76.1	NO

**Name: 180307M1\_73, Date: 08-Mar-2018, Time: 05:47:00, ID: 1800346-04 WI-AF-SB615-0001-0218 1.33, Description: WI-AF-SB615-0001-0218**

#	Name	ID	Area	%Rec	Area Out
1	1 13C4-PFBA	1800346-04 WI-AF-SB615-0001-0218 1...	1.72e4	123.3	NO
2	2 13C5-PFHxA	1800346-04 WI-AF-SB615-0001-0218 1...	2.77e4	90.4	NO
3	3 13C3-PFHxS	1800346-04 WI-AF-SB615-0001-0218 1...	6.25e3	97.1	NO
4	4 13C8-PFOA	1800346-04 WI-AF-SB615-0001-0218 1...	2.60e4	86.5	NO
5	5 13C9-PFNA	1800346-04 WI-AF-SB615-0001-0218 1...	2.58e4	91.4	NO
6	6 13C4-PFOS	1800346-04 WI-AF-SB615-0001-0218 1...	6.56e3	95.6	NO
7	7 13C6-PFDA	1800346-04 WI-AF-SB615-0001-0218 1...	2.74e4	81.3	NO
8	8 13C7-PFUDa	1800346-04 WI-AF-SB615-0001-0218 1...	2.61e4	78.5	NO

**Name: 180307M1\_74, Date: 08-Mar-2018, Time: 05:58:31, ID: 1800346-05 WI-AF-SB615-0506-0218 1.2, Description: WI-AF-SB615-0506-0218**

#	Name	ID	Area	%Rec	Area Out
1	1 13C4-PFBA	1800346-05 WI-AF-SB615-0506-0218 1.2	1.38e4	98.7	NO
2	2 13C5-PFHxA	1800346-05 WI-AF-SB615-0506-0218 1.2	2.06e4	67.1	NO
3	3 13C3-PFHxS	1800346-05 WI-AF-SB615-0506-0218 1.2	5.35e3	83.0	NO
4	4 13C8-PFOA	1800346-05 WI-AF-SB615-0506-0218 1.2	2.06e4	68.6	NO
5	5 13C9-PFNA	1800346-05 WI-AF-SB615-0506-0218 1.2	2.41e4	85.3	NO
6	6 13C4-PFOS	1800346-05 WI-AF-SB615-0506-0218 1.2	5.28e3	77.0	NO
7	7 13C6-PFDA	1800346-05 WI-AF-SB615-0506-0218 1.2	2.33e4	69.1	NO
8	8 13C7-PFUDa	1800346-05 WI-AF-SB615-0506-0218 1.2	2.29e4	69.0	NO

Dataset: Untitled

Last Altered: Thursday, March 08, 2018 14:25:57 Pacific Standard Time

Printed: Thursday, March 08, 2018 14:49:35 Pacific Standard Time

**Name: 180307M1\_75, Date: 08-Mar-2018, Time: 06:09:57, ID: 1800356-03 WI-AF-SB611-0H01-0218 1.06,**  
**Description: WI-AF-SB611-0H01-0218**

	# Name	ID	Area	%Rec	Area Out
1	1 13C4-PFBA	1800356-03 WI-AF-SB611-0H01-0218 ...	1.37e4	97.9	NO
2	2 13C5-PFHxA	1800356-03 WI-AF-SB611-0H01-0218 ...	2.12e4	69.3	NO
3	3 13C3-PFHxS	1800356-03 WI-AF-SB611-0H01-0218 ...	4.99e3	77.4	NO
4	4 13C8-PFOA	1800356-03 WI-AF-SB611-0H01-0218 ...	1.92e4	63.9	NO
5	5 13C9-PFNA	1800356-03 WI-AF-SB611-0H01-0218 ...	2.13e4	75.2	NO
6	6 13C4-PFOS	1800356-03 WI-AF-SB611-0H01-0218 ...	4.64e3	67.7	NO
7	7 13C6-PFDA	1800356-03 WI-AF-SB611-0H01-0218 ...	2.10e4	62.2	NO
8	8 13C7-PFUDa	1800356-03 WI-AF-SB611-0H01-0218 ...	2.22e4	67.0	NO

**Name: 180307M1\_76, Date: 08-Mar-2018, Time: 06:21:27, ID: 1800356-04 WI-AF-SB611-0103-0218 1.07,**  
**Description: WI-AF-SB611-0103-0218**

	# Name	ID	Area	%Rec	Area Out
1	1 13C4-PFBA	1800356-04 WI-AF-SB611-0103-0218 1...	1.46e4	104.4	NO
2	2 13C5-PFHxA	1800356-04 WI-AF-SB611-0103-0218 1...	2.30e4	75.0	NO
3	3 13C3-PFHxS	1800356-04 WI-AF-SB611-0103-0218 1...	5.02e3	77.9	NO
4	4 13C8-PFOA	1800356-04 WI-AF-SB611-0103-0218 1...	2.19e4	72.8	NO
5	5 13C9-PFNA	1800356-04 WI-AF-SB611-0103-0218 1...	2.29e4	81.0	NO
6	6 13C4-PFOS	1800356-04 WI-AF-SB611-0103-0218 1...	5.50e3	80.2	NO
7	7 13C6-PFDA	1800356-04 WI-AF-SB611-0103-0218 1...	2.27e4	67.3	NO
8	8 13C7-PFUDa	1800356-04 WI-AF-SB611-0103-0218 1...	2.83e4	85.4	NO

**Name: 180307M1\_77, Date: 08-Mar-2018, Time: 06:32:56, ID: 1800356-05 WI-AF-SB611P-0103-0218 1.16,**  
**Description: WI-AF-SB611P-0103-0218**

	# Name	ID	Area	%Rec	Area Out
1	1 13C4-PFBA	1800356-05 WI-AF-SB611P-0103-0218 ...	1.42e4	102.0	NO
2	2 13C5-PFHxA	1800356-05 WI-AF-SB611P-0103-0218 ...	2.25e4	73.5	NO
3	3 13C3-PFHxS	1800356-05 WI-AF-SB611P-0103-0218 ...	5.08e3	78.9	NO
4	4 13C8-PFOA	1800356-05 WI-AF-SB611P-0103-0218 ...	2.32e4	77.1	NO
5	5 13C9-PFNA	1800356-05 WI-AF-SB611P-0103-0218 ...	2.28e4	80.8	NO
6	6 13C4-PFOS	1800356-05 WI-AF-SB611P-0103-0218 ...	5.23e3	76.2	NO
7	7 13C6-PFDA	1800356-05 WI-AF-SB611P-0103-0218 ...	1.75e4	51.8	NO
8	8 13C7-PFUDa	1800356-05 WI-AF-SB611P-0103-0218 ...	2.45e4	73.8	NO

**Name: 180307M1\_78, Date: 08-Mar-2018, Time: 06:44:27, ID: 1800356-06 WI-AF-SB611-1213-0218 1.1,**  
**Description: WI-AF-SB611-1213-0218**

	# Name	ID	Area	%Rec	Area Out
1	1 13C4-PFBA	1800356-06 WI-AF-SB611-1213-0218 1.1	1.61e4	115.4	NO
2	2 13C5-PFHxA	1800356-06 WI-AF-SB611-1213-0218 1.1	2.52e4	82.3	NO
3	3 13C3-PFHxS	1800356-06 WI-AF-SB611-1213-0218 1.1	5.72e3	88.8	NO
4	4 13C8-PFOA	1800356-06 WI-AF-SB611-1213-0218 1.1	2.48e4	82.7	NO
5	5 13C9-PFNA	1800356-06 WI-AF-SB611-1213-0218 1.1	2.45e4	86.6	NO
6	6 13C4-PFOS	1800356-06 WI-AF-SB611-1213-0218 1.1	6.39e3	93.0	NO
7	7 13C6-PFDA	1800356-06 WI-AF-SB611-1213-0218 1.1	2.42e4	71.9	NO
8	8 13C7-PFUDa	1800356-06 WI-AF-SB611-1213-0218 1.1	2.62e4	79.0	NO

Dataset: Untitled

Last Altered: Thursday, March 08, 2018 14:25:57 Pacific Standard Time

Printed: Thursday, March 08, 2018 14:49:35 Pacific Standard Time

**Name: 180307M1\_79, Date: 08-Mar-2018, Time: 06:55:57, ID: IPA, Description: IPA**

	# Name	ID	Area	%Rec	Area Out
1	1 13C4-PFBA	IPA			NO
2	2 13C5-PFHxA	IPA			NO
3	3 13C3-PFHxS	IPA			NO
4	4 13C8-PFOA	IPA			NO
5	5 13C9-PFNA	IPA			NO
6	6 13C4-PFOS	IPA			NO
7	7 13C6-PFDA	IPA			NO
8	8 13C7-PFUdA	IPA			NO

**Name: 180307M1\_80, Date: 08-Mar-2018, Time: 07:07:26, ID: ST180307M1-15 PFC CS3 18B2317, Description: PFC CS3 18B2317**

	# Name	ID	Area	%Rec	Area Out
1	1 13C4-PFBA	ST180307M1-15 PFC CS3 18B2317	1.61e4	115.0	NO
2	2 13C5-PFHxA	ST180307M1-15 PFC CS3 18B2317	3.87e4	126.5	NO
3	3 13C3-PFHxS	ST180307M1-15 PFC CS3 18B2317	7.25e3	112.5	NO
4	4 13C8-PFOA	ST180307M1-15 PFC CS3 18B2317	2.97e4	98.8	NO
5	5 13C9-PFNA	ST180307M1-15 PFC CS3 18B2317	3.66e4	129.5	NO
6	6 13C4-PFOS	ST180307M1-15 PFC CS3 18B2317	8.11e3	118.2	NO
7	7 13C6-PFDA	ST180307M1-15 PFC CS3 18B2317	3.42e4	101.5	NO
8	8 13C7-PFUdA	ST180307M1-15 PFC CS3 18B2317	3.65e4	110.0	NO

Dataset: Untitled

Last Altered: Thursday, March 08, 2018 12:24:54 Pacific Standard Time

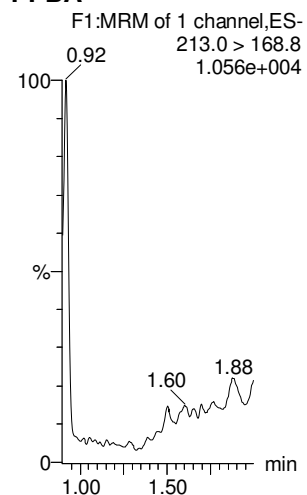
Printed: Thursday, March 08, 2018 12:25:10 Pacific Standard Time

Method: F:\Projects\PFAS.PRO\MethDB\PFAS\_FULL\_80C\_030718.mdb 08 Mar 2018 11:59:09

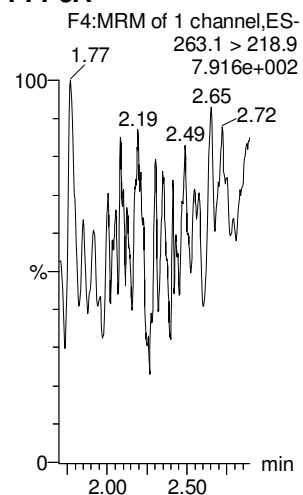
Calibration: F:\Projects\PFAS.PRO\CurveDB\C18\_VAL-PFAS\_Q4\_03-07-18-FULL.cdb 08 Mar 2018 11:58:32

Name: 180307M1\_16, Date: 07-Mar-2018, Time: 18:52:38, ID: IPA, Description: IPA

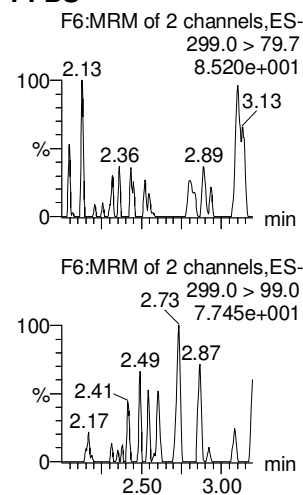
**PFBA**



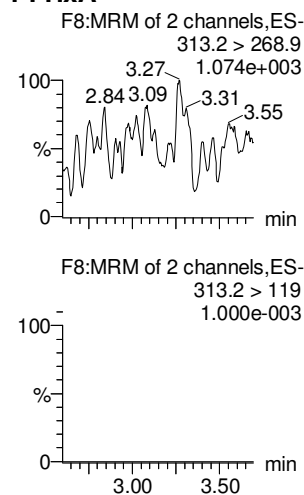
**PFPeA**



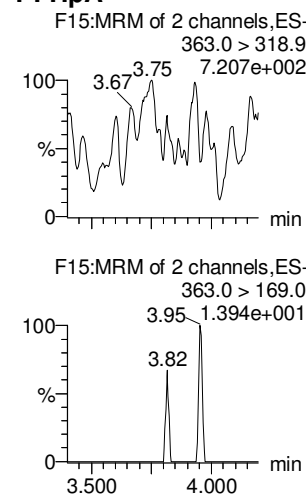
**PFBS**



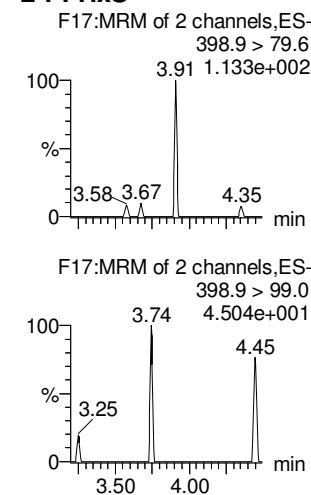
**PFHxA**



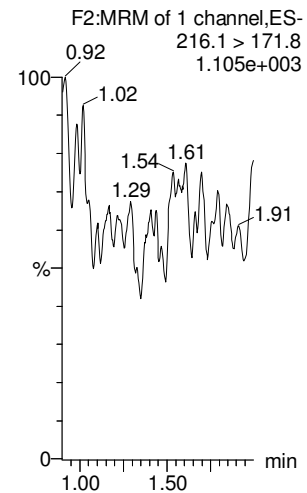
**PFHpA**



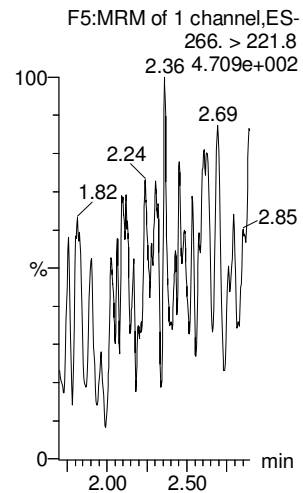
**L-PFHxS**



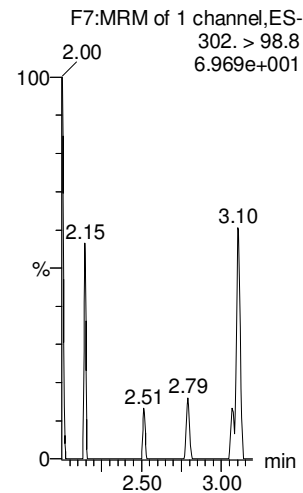
**13C3-PFBA**



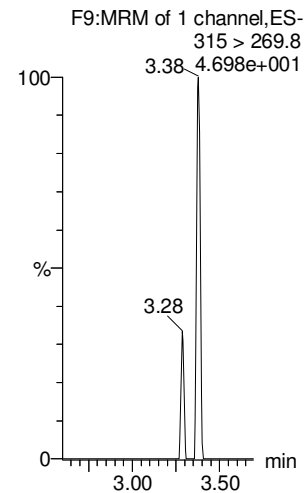
**13C3-PFPeA**



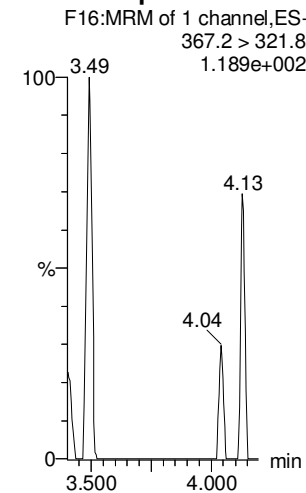
**13C3-PFBS**



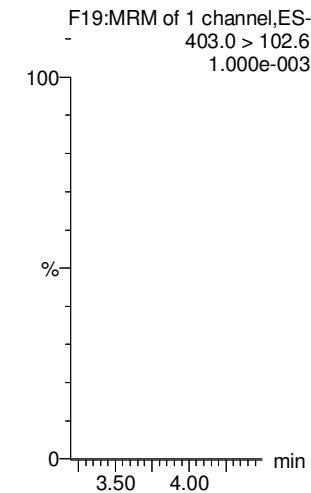
**13C2-PFHxA**



**13C4-PFHpA**



**18O2-PFHxS**



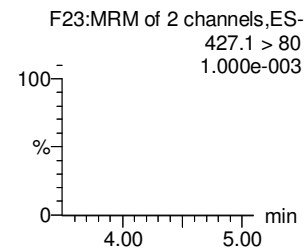
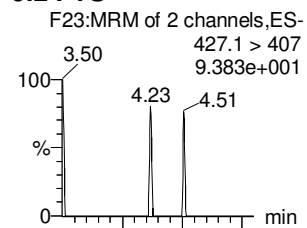
Dataset: Untitled

Last Altered: Thursday, March 08, 2018 12:24:54 Pacific Standard Time

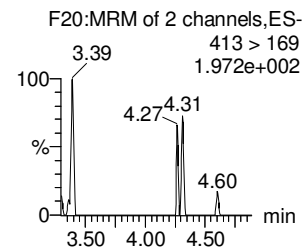
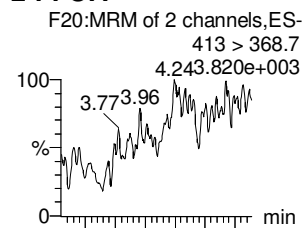
Printed: Thursday, March 08, 2018 12:25:10 Pacific Standard Time

Name: 180307M1\_16, Date: 07-Mar-2018, Time: 18:52:38, ID: IPA, Description: IPA

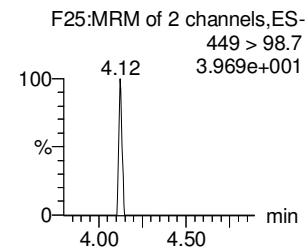
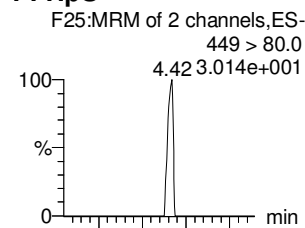
**6:2 FTS**



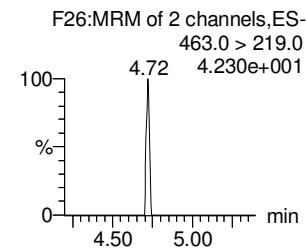
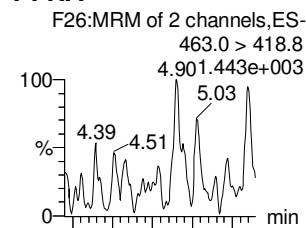
**L-PFOA**



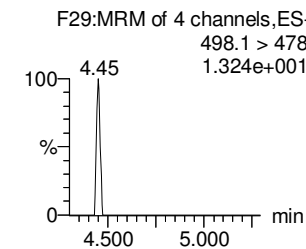
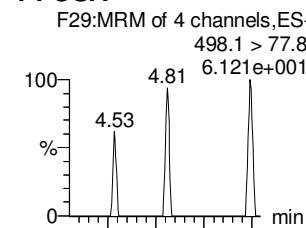
**PFHpS**



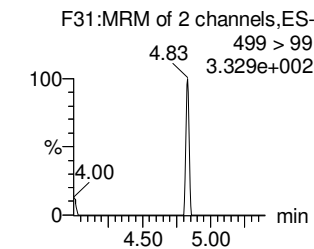
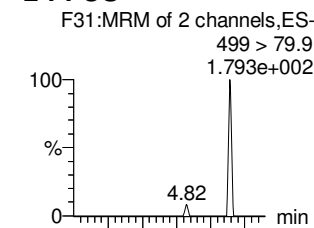
**PFNA**



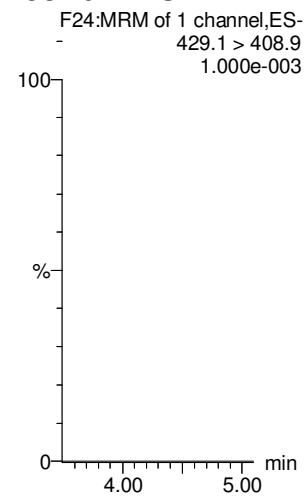
**PFOSA**



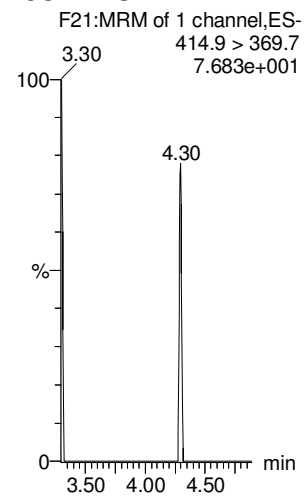
**L-PFOS**



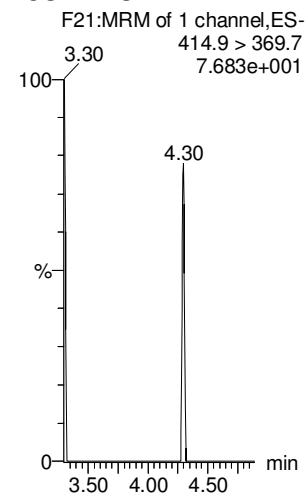
**13C2-6:2 FTS**



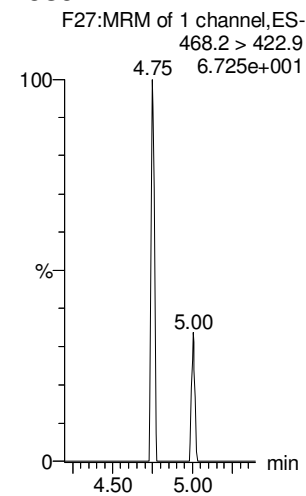
**13C2-PFOA**



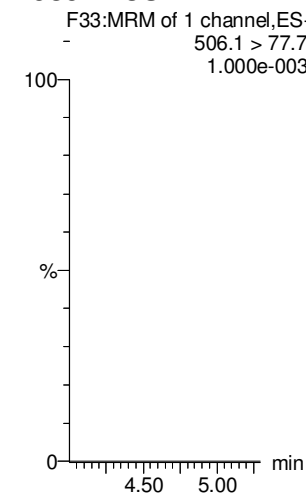
**13C2-PFOA**



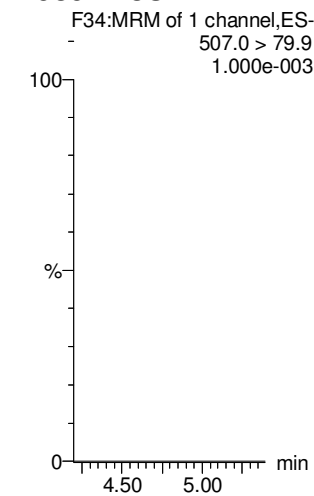
**13C5-PFNA**



**13C8-PFOSA**



**13C8-PFOS**

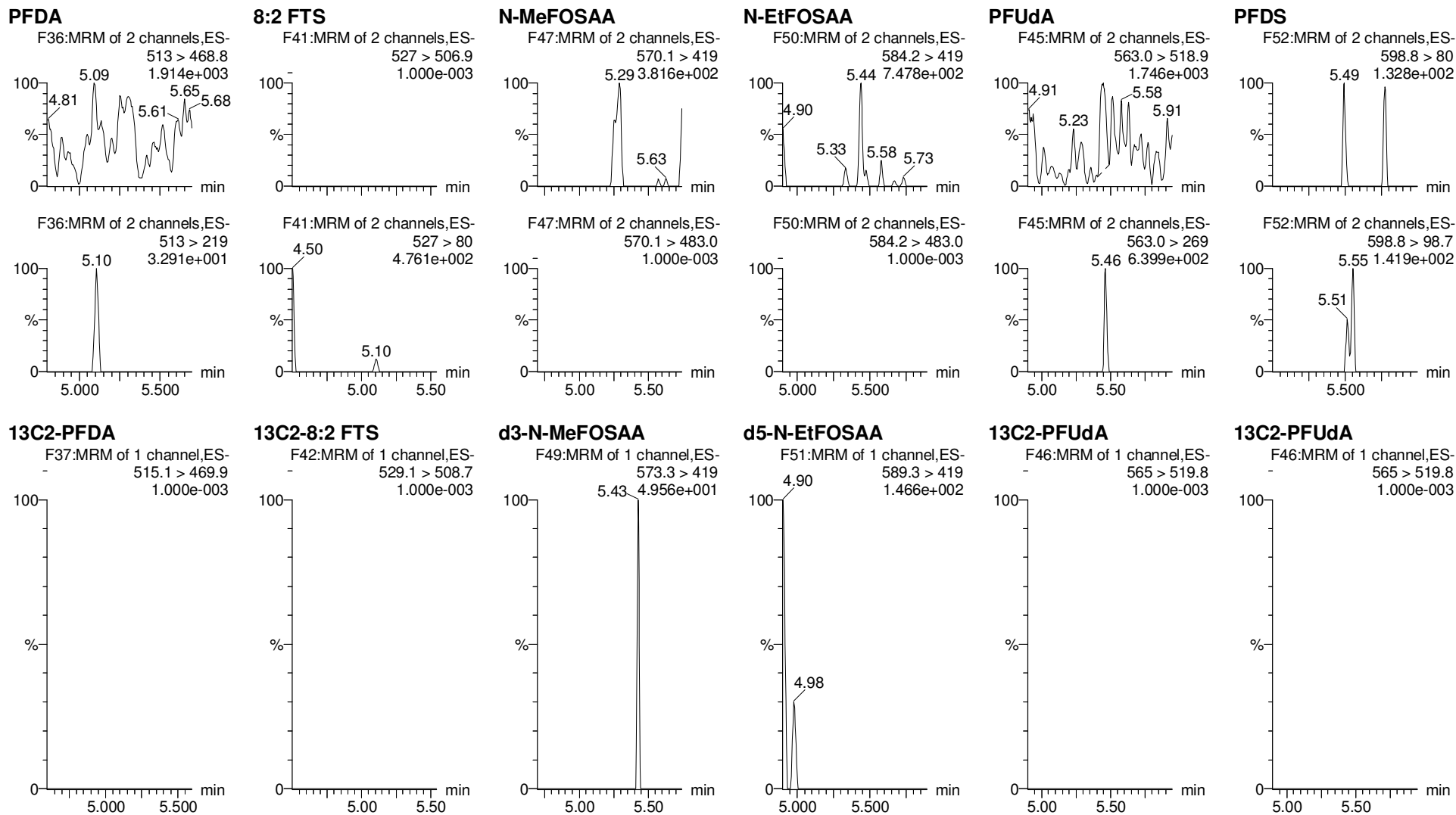


Dataset: Untitled

Last Altered: Thursday, March 08, 2018 12:24:54 Pacific Standard Time

Printed: Thursday, March 08, 2018 12:25:10 Pacific Standard Time

Name: 180307M1\_16, Date: 07-Mar-2018, Time: 18:52:38, ID: IPA, Description: IPA



Dataset: Untitled

Last Altered: Thursday, March 08, 2018 12:24:54 Pacific Standard Time

Printed: Thursday, March 08, 2018 12:25:10 Pacific Standard Time

Name: 180307M1\_16, Date: 07-Mar-2018, Time: 18:52:38, ID: IPA, Description: IPA

**PFDaA**

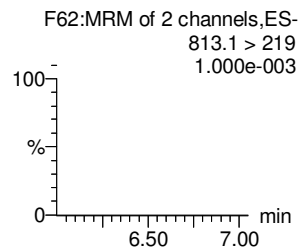
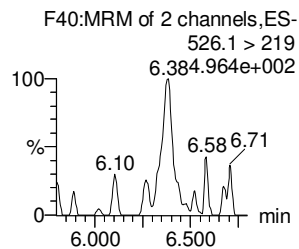
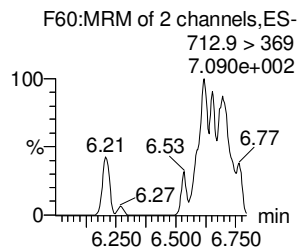
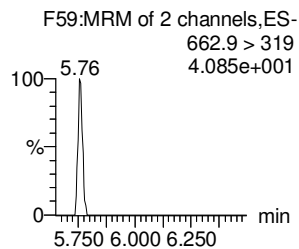
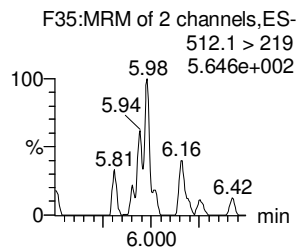
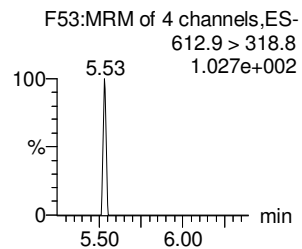
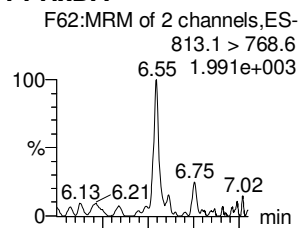
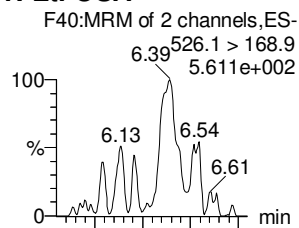
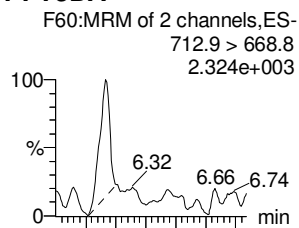
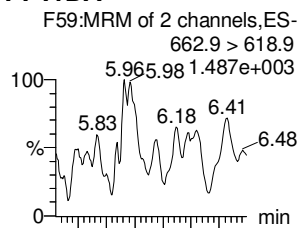
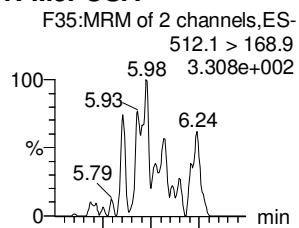
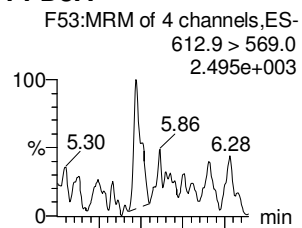
**N-MeFOSA**

**PFTrDA**

**PFTeDA**

**N-EtFOSA**

**PFHxDA**



**13C2-PFDaA**

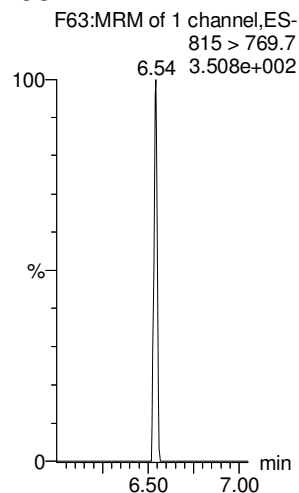
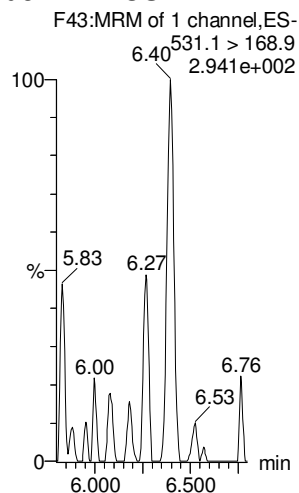
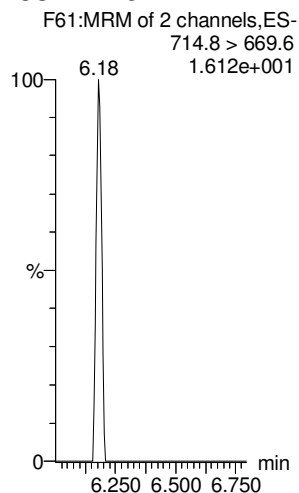
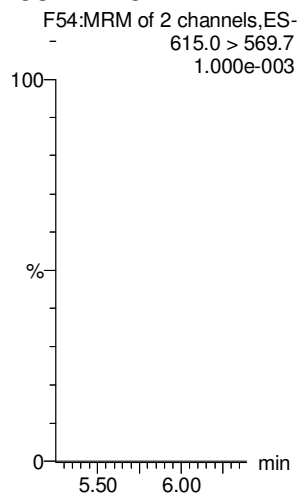
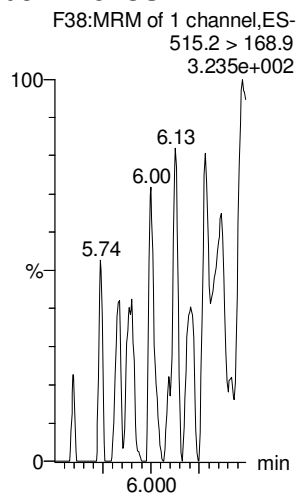
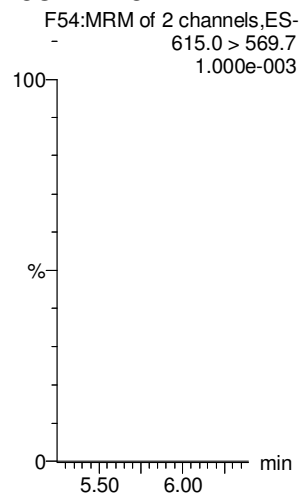
**d3-N-MeFOSA**

**13C2-PFDaA**

**13C2-PFTeDA**

**d5-N-ETFOSA**

**13C2-PFHxDA**





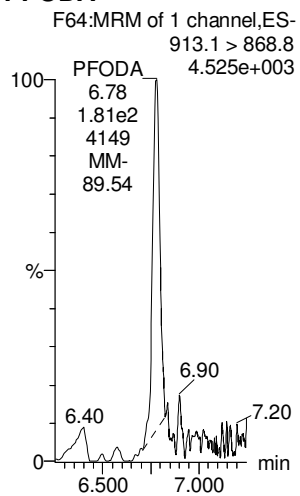
Dataset: Untitled

Last Altered: Thursday, March 08, 2018 12:24:54 Pacific Standard Time

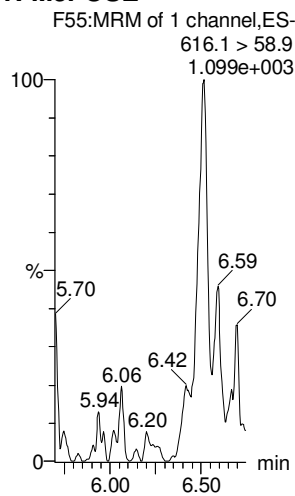
Printed: Thursday, March 08, 2018 12:25:10 Pacific Standard Time

Name: 180307M1\_16, Date: 07-Mar-2018, Time: 18:52:38, ID: IPA, Description: IPA

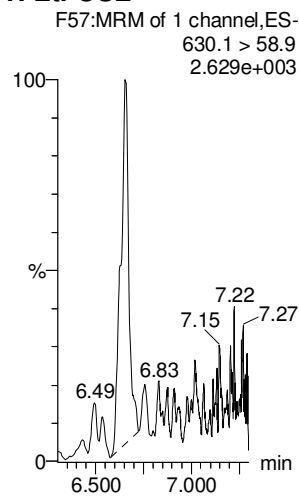
**PFODA**



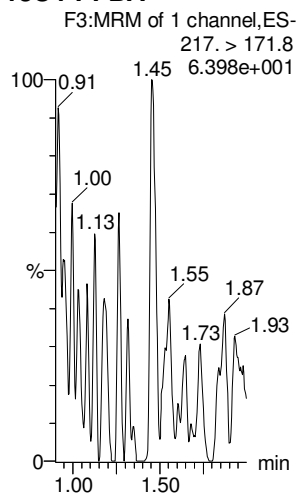
**N-MeFOSE**



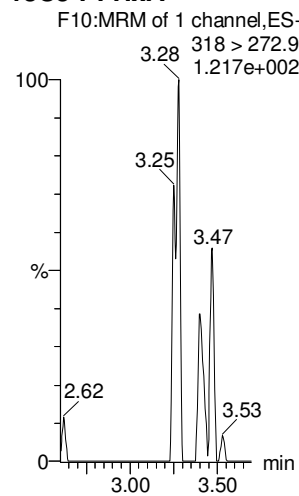
**N-EtFOSE**



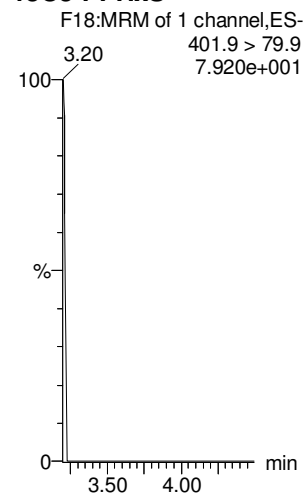
**13C4-PFBA**



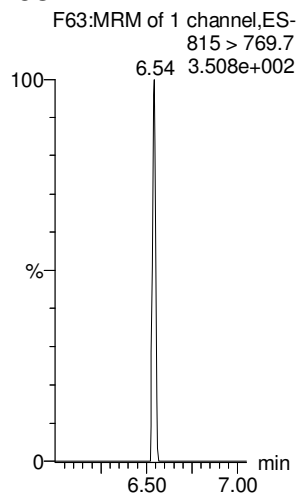
**13C5-PFHxA**



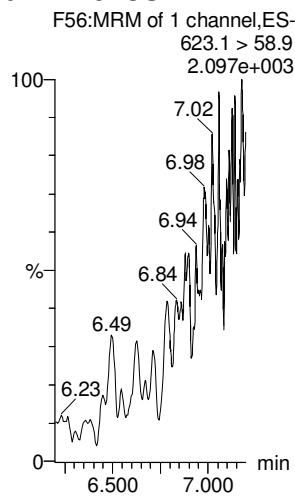
**13C3-PFHxS**



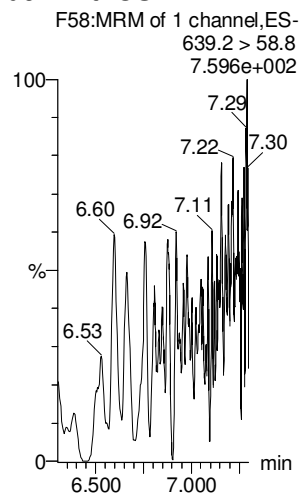
**13C2-PFHxDA**



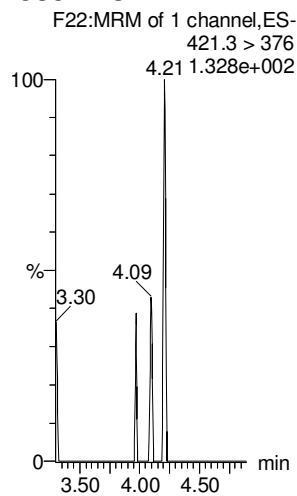
**d7-N-MeFOSE**



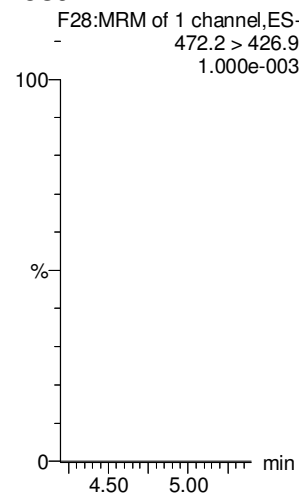
**d9-N-EtFOSE**



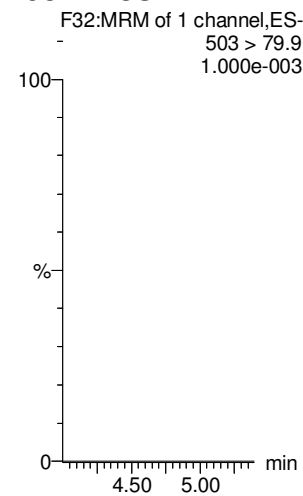
**13C8-PFOA**



**13C9-PFNA**



**13C4-PFOS**



Dataset: Untitled

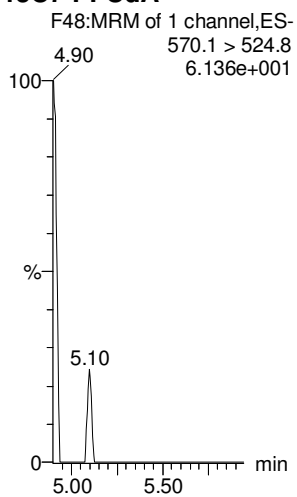
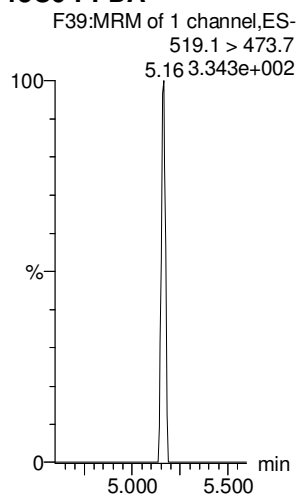
Last Altered: Thursday, March 08, 2018 12:24:54 Pacific Standard Time

Printed: Thursday, March 08, 2018 12:25:10 Pacific Standard Time

Name: 180307M1\_16, Date: 07-Mar-2018, Time: 18:52:38, ID: IPA, Description: IPA

13C6-PFDA

13C7-PFUdA



# LC Calibration Standards Review Checklist

Calibration ID:	L M H	ION Ratio	Concentration	C-Cals Name	Sign Date	Correct I-Cal	Manual Integrations	
ST1900307M1-11	L M H	NA	✓ (A)		✓	✓	✓	NA
-12	L M H	↓	✓		✓	✓	✓	↓
-13	L M H	↓	✓ <i>0.2m 3/1/18</i>		✓	✓	✓	↓
-14	L M H	↓	✓ (A)		✓	✓	✓	↓
-15	L M H	↓	✓		✓	✓	✓	↓
	L M H							
	L M H							
	L M H							
	L M H							
	L M H							

Full Mass Cal. Date: 3/7/18

Run Log Present:

# of Samples per Sequence Checked:  (B)

Instrument Blank Saved:

IIS Area Saved:

Reviewed By: KBF 3/9/18  
Initials/Date

**Comments:**

(A) 0.2 FTS > 130%  
 (B) 0.2m 3/1/18  
 (B) See note on run log ~~KBF~~ 3/9/18

Dataset: F:\Projects\PFAS.PRO\Results\180307M1\180307M1-37.qld

Last Altered: Friday, March 09, 2018 09:20:10 Pacific Standard Time

Printed: Friday, March 09, 2018 09:20:23 Pacific Standard Time

Ⓐ Above limit criteria.

Method: F:\Projects\PFAS.PRO\MethDB\PFAS\_FULL\_80C\_030718.mdb 08 Mar 2018 15:11:54

Calibration: F:\Projects\PFAS.PRO\CurveDB\C18\_VAL-PFAS\_Q4\_03-07-18-FULL.cdb 08 Mar 2018 13:04:56

Name: 180307M1\_37, Date: 07-Mar-2018, Time: 22:53:40, ID: ST180307M1-11 PFC CS3 18B2317, Description: PFC CS3 18B2317

#	Name	Trace	Area	IS Area	RRF	Pred.RT	RT	y Axis Resp.	Conc.	%Rec	Recovery	Out
1	1 PFBA	213.0 > 168.8	8.79e3	1.08e4		1.73	1.44	10.1	10.1	100.7		NO
2	2 PFPeA	263.1 > 218.9	1.91e4	2.74e4		2.70	2.41	8.70	10.6	106.1		NO
3	3 PFBS	299.0 > 79.7	4.22e3	3.57e3		2.98	2.68	14.8	8.87	88.7		NO
4	4 4:2 FTS	327.2>307.2	5.18e3	3.57e3		3.38	3.08	18.1	9.70	97.0		NO
5	5 PFHxA	313.2 > 268.9	2.23e4	8.05e3		3.48	3.18	13.9	11.6	116.3		NO
6	6 PFPeS	349.1>80.1	4.06e3	3.57e3		3.67	3.38	14.2	9.85	98.5		NO
7	7 PFHpA	363.0 > 318.9	2.17e4	2.40e4		4.10	3.79	11.3	9.78	97.8		NO
8	8 L-PFHxS	398.9 > 79.6	3.50e3	2.70e3		4.24	3.94	16.2	10.3	103.0		NO
9	10 6:2 FTS	427.1 > 407	4.86e3	7.01e3		4.56	4.26	8.66	9.89	98.9		NO
10	11 L-PFOA	413 > 368.7	2.18e4	3.52e4		4.45	4.32	7.74	8.86	88.6		NO
11	13 PFHpS	449 > 80.0	4.25e3	3.52e4		4.71	4.42	1.51	9.00	90.0		NO
12	14 PFNA	463.0 > 418.8	2.43e4	2.88e4		5.04	4.75	10.5	9.58	95.8		NO
13	15 PFOSA	498.1 > 77.8	4.28e3	5.85e3		5.09	4.83	9.14	10.1	101.4		NO
14	16 L-PFOS	499 > 79.9	5.00e3	7.02e3		4.84	4.84	8.90	8.36	83.6		NO
15	18 PFDA	513 > 468.8	2.51e4	3.05e4		5.40	5.13	10.3	9.87	98.7		NO
16	19 8:2 FTS	527 > 506.9	5.54e3	4.30e3		5.38	5.10	16.1	13.8	137.6		YES Ⓐ
17	20 PFNS	549.1>80.1	4.04e3	7.02e3		5.46	5.19	7.20	8.66	86.6		NO
18	21 N-MeFOSAA	570.1 > 419	1.49e4	1.36e4		5.55	5.28	13.7	9.87	98.7		NO
19	22 N-EtFOSAA	584.2 > 419	1.12e4	1.51e4		5.70	5.44	9.25	10.4	103.8		NO
20	23 PFUdA	563.0 > 518.9	2.16e4	3.36e4		5.72	5.45	8.03	8.18	81.8		NO
21	24 PFDS	598.8 > 80	4.84e3	3.36e4		5.76	5.50	1.80	9.66	96.6		NO
22	25 PFDoA	612.9 > 569.0	3.17e4	3.15e4		5.99	5.74	12.6	9.97	99.7		NO
23	26 N-MeFOSA	512.1 > 168.9	1.37e4	3.48e4		5.93	5.98	59.1	60.9	121.8		NO
24	27 PFTrDA	662.9 > 618.9	3.09e4	3.15e4		6.22	5.99	12.3	9.78	97.8		NO
25	28 PFTeDA	712.9 > 668.8	2.58e4	1.75e4		6.41	6.21	18.5	12.8	128.4		NO
26	29 N-EtFOSA	526.1 > 168.9	1.72e4	5.11e4		6.25	6.37	50.4	50.5	101.0		NO
27	30 PFHxDA	813.1 > 768.6	1.45e4	1.75e4		6.69	6.54	4.15	9.34	93.4		NO
28	31 PFODA	913.1 > 868.8	2.89e4	1.75e4		6.90	6.78	8.24	10.7	107.0		NO
29	32 N-MeFOSE	616.1 > 58.9	1.44e4	3.72e4		6.31	6.51	58.0	64.5	129.0		NO
30	33 N-EtFOSE	630.1 > 58.9	1.40e4	3.63e4		6.45	6.65	57.9	50.5	101.0		NO
31	34 13C3-PFBA	216.1 > 171.8	1.08e4	1.34e4	0.829	1.73	1.45	10.1	12.2	97.6		NO

*JWB 3/9/18*  
*DM 3/9/18*

Dataset: F:\Projects\PFAS.PRO\Results\180307M1\180307M1-37.qld

Last Altered: Friday, March 09, 2018 09:20:10 Pacific Standard Time

Printed: Friday, March 09, 2018 09:20:23 Pacific Standard Time

Name: 180307M1\_37, Date: 07-Mar-2018, Time: 22:53:40, ID: ST180307M1-11 PFC CS3 18B2317, Description: PFC CS3 18B2317

#	Name	Trace	Area	IS Area	RRF	Pred.RT	RT	y Axis Resp.	Conc.	%Rec	Recovery	Out
32	35	13C3-PFPeA	266. > 221.8	2.74e4	3.16e4	0.814	2.70	2.41	10.8	13.3	106.4	NO
33	36	13C3-PFBS	302. > 98.8	3.57e3	3.16e4	0.096	2.98	2.68	1.41	14.6	117.2	NO
34	37	13C2-PFHxA	315 > 269.8	8.05e3	3.16e4	0.697	3.48	3.18	3.18	4.56	91.2	NO
35	38	13C4-PFHpA	367.2 > 321.8	2.40e4	3.16e4	0.683	4.10	3.79	9.49	13.9	111.1	NO
36	39	18O2-PFHxS	403.0 > 102.6	2.70e3	6.69e3	0.387	4.24	3.94	5.05	13.0	104.2	NO
37	40	13C2-6:2 FTS	429.1 > 408.9	7.01e3	3.18e4	0.238	4.56	4.26	2.76	11.6	92.7	NO
38	41	13C2-PFOA	414.9 > 369.7	3.52e4	3.18e4	1.079	4.61	4.32	13.8	12.8	102.6	NO
39	42	13C5-PFNA	468.2 > 422.9	2.88e4	3.76e4	0.853	5.04	4.75	9.57	11.2	89.8	NO
40	43	13C8-PFOSA	506.1 > 77.7	5.85e3	3.60e4	0.159	5.09	4.83	2.03	12.8	102.0	NO
41	44	13C8-PFOS	507.0 > 79.9	7.02e3	6.65e3	0.934	5.11	4.84	13.2	14.1	113.0	NO
42	45	13C2-PFDA	515.1 > 469.9	3.05e4	3.15e4	0.898	5.40	5.13	12.1	13.5	107.7	NO
43	46	13C2-8:2 FTS	529.1 > 508.7	4.30e3	3.16e4	0.170	5.38	5.10	1.70	9.99	79.9	NO
44	47	d3-N-MeFOSAA	573.3 > 419	1.36e4	3.60e4	0.372	5.55	5.28	4.74	12.7	101.8	NO
45	48	d5-N-EtFOSAA	589.3 > 419	1.51e4	3.60e4	0.385	5.70	5.44	5.25	13.6	109.0	NO
46	49	13C2-PFUdA	565 > 519.8	3.36e4	3.60e4	0.961	5.72	5.45	11.7	12.1	97.1	NO
47	50	13C2-PFDoA	615.0 > 569.7	3.15e4	3.60e4	0.864	5.99	5.74	10.9	12.7	101.4	NO
48	51	d3-N-MeFOSA	515.2 > 168.9	3.48e4	3.60e4	0.080	5.93	6.00	12.1	152	101.3	NO
49	52	13C2-PFTeDA	714.8 > 669.6	1.75e4	3.60e4	0.692	6.41	6.21	6.07	8.77	70.2	NO
50	53	d5-N-ETFOSA	531.1 > 168.9	5.11e4	3.60e4	0.113	6.25	6.39	17.7	157	104.4	NO
51	54	13C2-PFHxDA	815 > 769.7	1.75e4	3.60e4	1.397	6.69	6.54	6.09	4.36	87.2	NO
52	55	d7-N-MeFOSE	623.1 > 58.9	3.72e4	3.60e4	0.090	6.31	6.50	12.9	144	96.2	NO
53	56	d9-N-EtFOSE	639.2 > 58.8	3.63e4	3.60e4	0.084	6.45	6.64	12.6	150	100.2	NO
54	57	13C4-PFBA	217. > 171.8	1.34e4	1.34e4	1.000	1.73	1.44	12.5	12.5	100.0	NO
55	58	13C5-PFHxA	318 > 272.9	3.16e4	3.16e4	1.000	3.48	3.18	12.5	12.5	100.0	NO
56	59	13C3-PFHxS	401.9 > 79.9	6.69e3	6.69e3	1.000	4.24	3.94	12.5	12.5	100.0	NO
57	60	13C8-PFOA	421.3 > 376	3.18e4	3.18e4	1.000	4.61	4.31	12.5	12.5	100.0	NO
58	61	13C9-PFNA	472.2 > 426.9	3.76e4	3.76e4	1.000	4.70	4.75	12.5	12.5	100.0	NO
59	62	13C4-PFOS	503 > 79.9	6.65e3	6.65e3	1.000	5.11	4.84	12.5	12.5	100.0	NO
60	63	13C6-PFDA	519.1 > 473.7	3.15e4	3.15e4	1.000	5.40	5.13	12.5	12.5	100.0	NO
61	64	13C7-PFUdA	570.1 > 524.8	3.60e4	3.60e4	1.000	5.72	5.45	12.5	12.5	100.0	NO

Vista Analytical Laboratory

Dataset: Untitled

Last Altered: Friday, March 09, 2018 10:36:01 Pacific Standard Time

Printed: Friday, March 09, 2018 10:36:38 Pacific Standard Time

Method: F:\Projects\PFAS.PRO\MethDB\PFAS\_FULL\_80C\_030718.mdb 08 Mar 2018 15:11:54

Calibration: F:\Projects\PFAS.PRO\CurveDB\C18\_VAL-PFAS\_Q4\_03-07-18-FULL.cdb 08 Mar 2018 13:04:56

Compound name: PFBA

	Name	ID	Acq.Date	Acq.Time
1	180307M1_5	IPA	07-Mar-18	16:46:27
2	180307M1_6	ST180307M1-1 PFC CS-2 18C0602	07-Mar-18	16:57:52
3	180307M1_7	ST180307M1-2 PFC CS-1 18C0603	07-Mar-18	17:09:19
4	180307M1_8	ST180307M1-3 PFC CS0 18C0604	07-Mar-18	17:20:45
5	180307M1_9	ST180307M1-4 PFC CS1 18C0605	07-Mar-18	17:32:12
6	180307M1_10	ST180307M1-5 PFC CS2 18C0606	07-Mar-18	17:43:42
7	180307M1_11	ST180307M1-6 PFC CS3 18C0607	07-Mar-18	17:55:11
8	180307M1_12	ST180307M1-7 PFC CS4 18C0608	07-Mar-18	18:06:41
9	180307M1_13	ST180307M1-8 PFC CS5 18C0609	07-Mar-18	18:18:12
10	180307M1_14	ST180307M1-9 PFC CS6 18C0610	07-Mar-18	18:29:40
11	180307M1_15	ST180307M1-10 PFC CS7 18C0611	07-Mar-18	18:41:09
12	180307M1_16	IPA	07-Mar-18	18:52:38
13	180307M1_17	ICV180307M1-1 PFC ICV 18C0601	07-Mar-18	19:04:07
14	180307M1_18	IPA	07-Mar-18	19:15:34
15	180307M1_19	1800342-15 WI-AF-FB01-021718 0.11145	07-Mar-18	19:27:06
16	180307M1_20	B8B0147-BS1 OPR 0.25	07-Mar-18	19:38:30
17	180307M1_21	B8B0147-BLK1 Method Blank 0.25	07-Mar-18	19:49:57
18	180307M1_22	B8B0147-MS1 Matrix Spike 0.25376	07-Mar-18	20:01:28
19	180307M1_23	B8B0147-MSD1 Matrix Spike Dup 0.25664	07-Mar-18	20:12:55
20	180307M1_24	1800284-16RE1 OF-RW31-0218 0.11777	07-Mar-18	20:24:24
21	180307M1_25	1800328-01 RS 1 0.11484	07-Mar-18	20:35:50
22	180307M1_26	1800330-01 MW-3 0.1111	07-Mar-18	20:47:20
23	180307M1_27	1800335-01 IRPSite3-GW-03GW01-20180213 ...	07-Mar-18	20:58:50
24	180307M1_28	1800335-02 IRPSite3-GW-03GW02-20180213 ...	07-Mar-18	21:10:20
25	180307M1_29	1800335-03 IRPSite3-GW-03GW03-20180213 ...	07-Mar-18	21:21:49
26	180307M1_30	1800335-04 IRPSite3-GW-DUP01-20180213 0....	07-Mar-18	21:33:19
27	180307M1_31	1800335-05 IRPSite3-GW-EB01-20180213 0.2...	07-Mar-18	21:44:46
28	180307M1_32	1800335-06 IRPSite3-GW-FRB01-20180213 0....	07-Mar-18	21:56:15
29	180307M1_33	1800335-07 IRPSite3-GW-SWB01-20180213 0....	07-Mar-18	22:07:45
30	180307M1_34	1800343-01 YMCA Maintenance Bldg 0.25915	07-Mar-18	22:19:15
31	180307M1_35	1800343-02 YMCA Residence 0.26136	07-Mar-18	22:30:42

Dataset: Untitled

Last Altered: Friday, March 09, 2018 10:36:01 Pacific Standard Time

Printed: Friday, March 09, 2018 10:38:29 Pacific Standard Time

Compound name: PFBA

	Name	ID	Acq.Date	Acq.Time
32	180307M1_36	IPA	07-Mar-18	22:42:11
33	180307M1_37	ST180307M1-11 PFC CS3 18B2317	07-Mar-18	22:53:40
34	180307M1_38	IPA	07-Mar-18	23:05:10
35	180307M1_39	1800346-01 WI-AF-SB-FB01-021418 0.11713	07-Mar-18	23:16:40
36	180307M1_40	1800346-02 WI-AF-SB-FB01-021318 0.11317	07-Mar-18	23:28:10
37	180307M1_41	B8B0157-BS1 OPR 0.25	07-Mar-18	23:39:39
38	180307M1_42	B8B0157-BSD1 LCSD 0.25	07-Mar-18	23:51:06
39	180307M1_43	B8B0157-BLK1 Method Blank 0.25	08-Mar-18	00:02:34
40	180307M1_44	1800331-01 906A 0.12044	08-Mar-18	00:14:04
41	180307M1_45	1800331-02 906b 0.11572	08-Mar-18	00:25:31
42	180307M1_46	1800331-03 908 0.11722	08-Mar-18	00:37:01
43	180307M1_47	1800331-04 911 0.11887	08-Mar-18	00:48:30
44	180307M1_48	1800331-05 731 0.11762	08-Mar-18	00:59:59
45	180307M1_49	1800344-01 GW4751180215RAP 0.25614	08-Mar-18	01:11:29
46	180307M1_50	1800344-02 GW5357180215RAP 0.26043	08-Mar-18	01:22:58
47	180307M1_51	1800344-03 GW1620180216RAP 0.26555	08-Mar-18	01:34:28
48	180307M1_52	1800344-04 GW2630180216RAP 0.26027	08-Mar-18	01:45:58
49	180307M1_53	1800344-05 GW3640180216RAP 0.26103	08-Mar-18	01:57:28
50	180307M1_54	1800353-01 WI-AF-N2-5-0218 0.11121	08-Mar-18	02:08:54
51	180307M1_55	1800353-02 WI-AF-FB01-022018 0.11958	08-Mar-18	02:20:25
52	180307M1_56	1800353-03 WI-AF-MW-3-0218 0.11741	08-Mar-18	02:31:52
53	180307M1_57	1800353-04 WI-AF-MW-202-0218 0.11256	08-Mar-18	02:43:21
54	180307M1_58	1800353-05 WI-AF-MW-204-0218 0.11807	08-Mar-18	02:54:51
55	180307M1_59	IPA	08-Mar-18	03:06:21
56	180307M1_60	ST180307M1-12 PFC CS3 18B2317	08-Mar-18	03:17:50
57	180307M1_61	IPA	08-Mar-18	03:29:19
58	180307M1_62	1800353-06 WI-AF-MW-114-0218 0.11872	08-Mar-18	03:40:49
59	180307M1_63	1800353-07 WI-AF-EB03-022018 0.12247	08-Mar-18	03:52:16
60	180307M1_64	IPA	08-Mar-18	04:03:45
61	180307M1_65	ST180307M1-13 PFC CS3 18B2317	08-Mar-18	04:15:12
62	180307M1_66	ST180307M1-14 PFC CS0 18C0604	08-Mar-18	04:26:42
63	180307M1_67	IPA	08-Mar-18	04:38:08
64	180307M1_68	B8B0151-BS1 OPR 1	08-Mar-18	04:49:38
65	180307M1_69	B8B0151-BLK1 Method Blank 1	08-Mar-18	05:01:04

(A) Invalid, over 10 samples.  
 on 3/9/18

Dataset: Untitled

Last Altered: Friday, March 09, 2018 10:36:01 Pacific Standard Time

Printed: Friday, March 09, 2018 10:36:38 Pacific Standard Time

Compound name: PFBA

	Name	ID	Acq.Date	Acq.Time
66	180307M1_70	B8B0151-MS1 Matrix Spike 1.1	08-Mar-18	05:12:34
67	180307M1_71	B8B0151-MSD1 Matrix Spike Dup 1.09	08-Mar-18	05:24:03
68	180307M1_72	1800346-03 WI-AF-SB615-6768-0218 1.08	08-Mar-18	05:35:33
69	180307M1_73	1800346-04 WI-AF-SB615-0001-0218 1.33	08-Mar-18	05:47:00
70	180307M1_74	1800346-05 WI-AF-SB615-0506-0218 1.2	08-Mar-18	05:58:31
71	180307M1_75	1800356-03 WI-AF-SB611-0H01-0218 1.06	08-Mar-18	06:09:57
72	180307M1_76	1800356-04 WI-AF-SB611-0103-0218 1.07	08-Mar-18	06:21:27
73	180307M1_77	1800356-05 WI-AF-SB611P-0103-0218 1.16	08-Mar-18	06:32:56
74	180307M1_78	1800356-06 WI-AF-SB611-1213-0218 1.1	08-Mar-18	06:44:27
75	180307M1_79	IPA	08-Mar-18	06:55:57
76	180307M1_80	ST180307M1-15 PFC CS3 18B2317	08-Mar-18	07:07:26
77	180307M1_81	IPA	08-Mar-18	07:18:52



Dataset: F:\Projects\PFAS.PRO\Results\180307M1\180307M1-37.qld

Last Altered: Friday, March 09, 2018 09:20:10 Pacific Standard Time

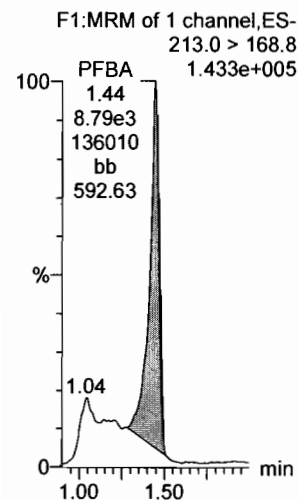
Printed: Friday, March 09, 2018 09:20:23 Pacific Standard Time

Method: F:\Projects\PFAS.PRO\MethDB\PFAS\_FULL\_80C\_030718.mdb 08 Mar 2018 15:11:54

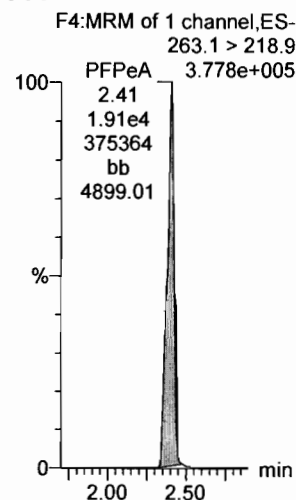
Calibration: F:\Projects\PFAS.PRO\CurveDB\C18\_VAL-PFAS\_Q4\_03-07-18-FULL.cdb 08 Mar 2018 13:04:56

Name: 180307M1\_37, Date: 07-Mar-2018, Time: 22:53:40, ID: ST180307M1-11 PFC CS3 18B2317, Description: PFC CS3 18B2317

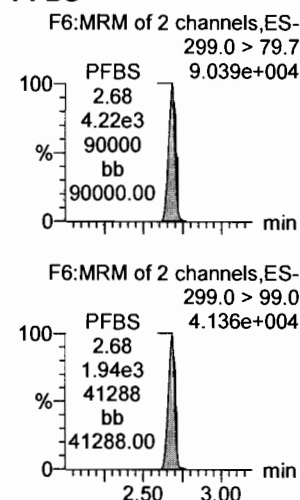
**PFBA**




**PFPeA**



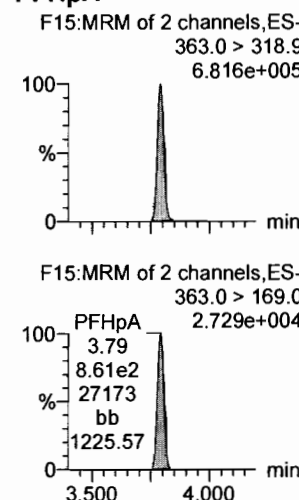
**PFBS**



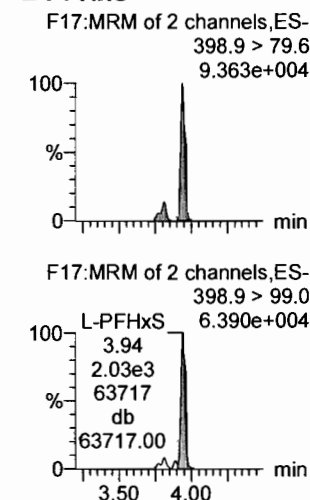
**PFHxA**



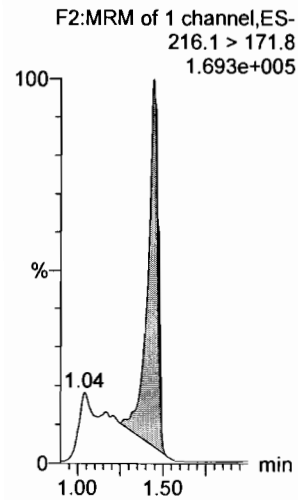
**PFHpA**



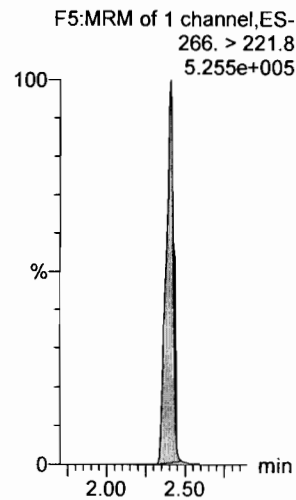
**L-PFHxS**



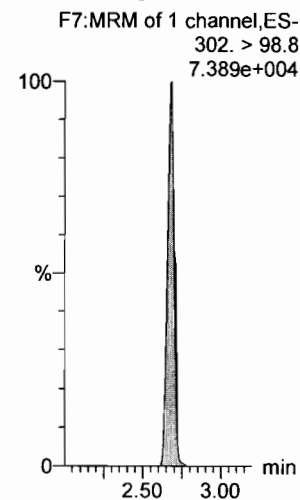
**13C3-PFBA**



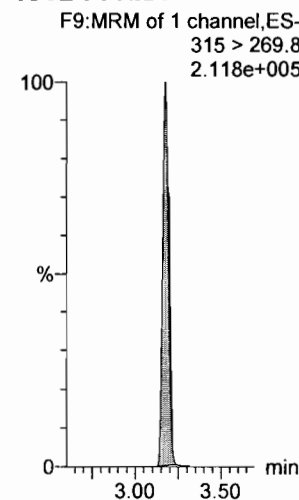
**13C3-PFPeA**



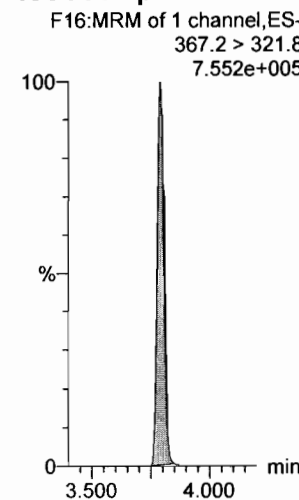
**13C3-PFBS**



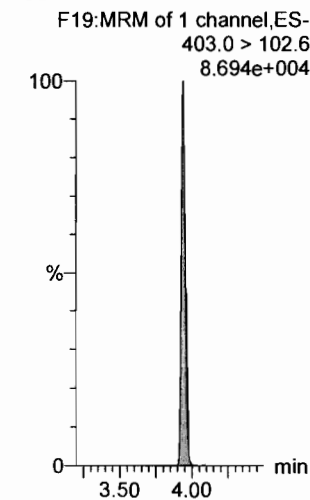
**13C2-PFHxA**



**13C4-PFHpA**



**18O2-PFHxS**



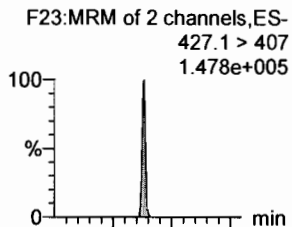
Dataset: F:\Projects\PFAS.PRO\Results\180307M1\180307M1-37.qld

Last Altered: Friday, March 09, 2018 09:20:10 Pacific Standard Time

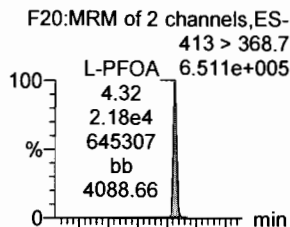
Printed: Friday, March 09, 2018 09:20:23 Pacific Standard Time

Name: 180307M1\_37, Date: 07-Mar-2018, Time: 22:53:40, ID: ST180307M1-11 PFC CS3 18B2317, Description: PFC CS3 18B2317

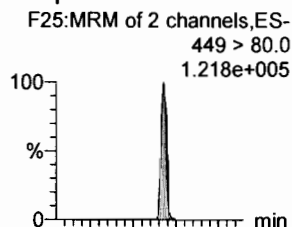
**6:2 FTS**



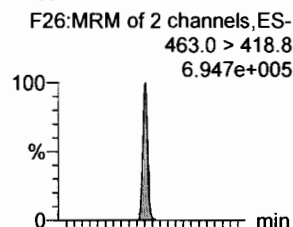
**L-PFOA**



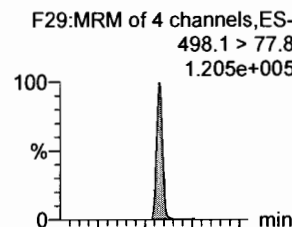
**PFHpS**



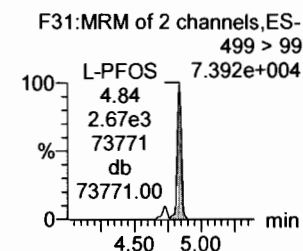
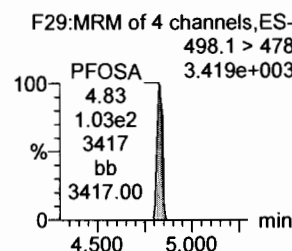
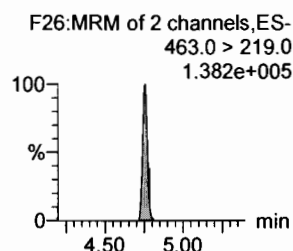
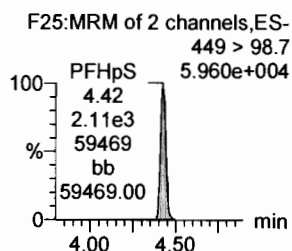
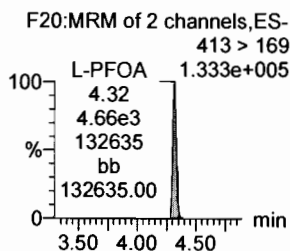
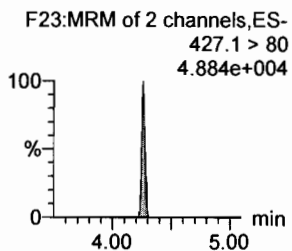
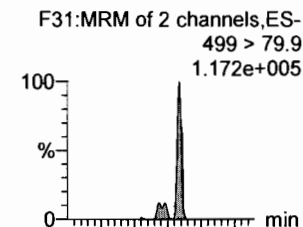
**PFNA**



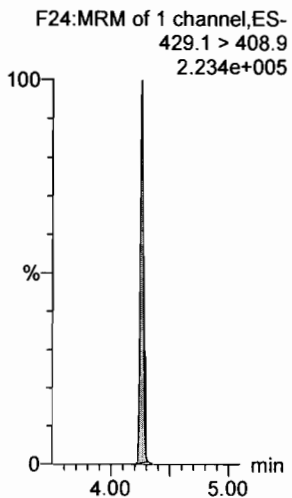
**PFOSA**



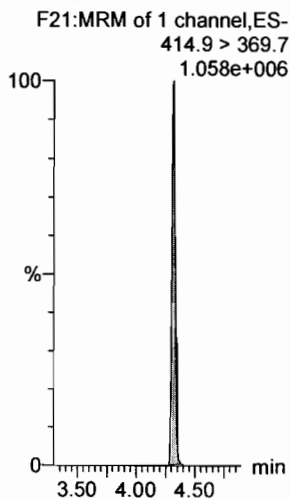
**L-PFOS**




**13C2-6:2 FTS**




**13C2-PFOA**



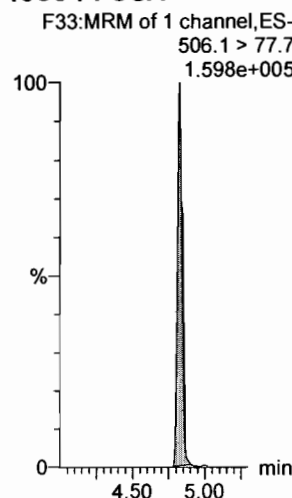
**13C2-PFOA**



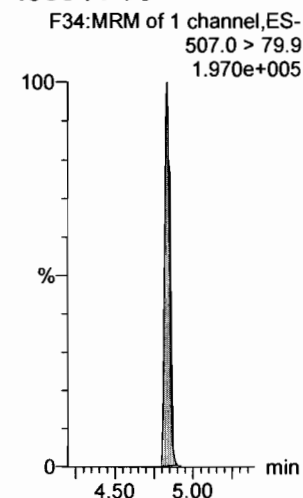
**13C5-PFNA**



**13C8-PFOA**



**13C8-PFOS**



Dataset: F:\Projects\PFAS.PRO\Results\180307M1\180307M1-37.qld


Last Altered: Friday, March 09, 2018 09:20:10 Pacific Standard Time

Printed: Friday, March 09, 2018 09:20:23 Pacific Standard Time

Name: 180307M1\_37, Date: 07-Mar-2018, Time: 22:53:40, ID: ST180307M1-11 PFC CS3 18B2317, Description: PFC CS3 18B2317

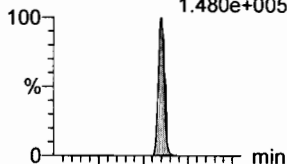
**PFDA**

F36:MRM of 2 channels,ES-  
513 > 468.8  
7.128e+005




**8:2 FTS**

F41:MRM of 2 channels,ES-  
527 > 506.9  
1.480e+005



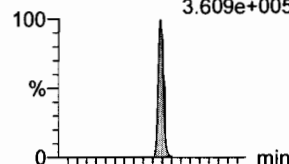
**N-MeFOSAA**

F47:MRM of 2 channels,ES-  
570.1 > 419  
4.004e+005



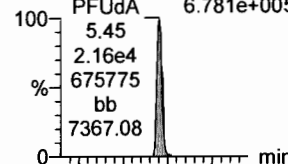
**N-EtFOSAA**

F50:MRM of 2 channels,ES-  
584.2 > 419  
3.609e+005



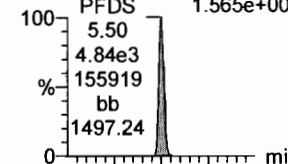
**PFUdA**

F45:MRM of 2 channels,ES-  
563.0 > 518.9  
6.781e+005

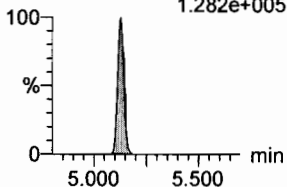


**PFDS**

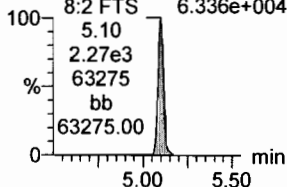
F52:MRM of 2 channels,ES-  
598.8 > 80  
1.565e+005



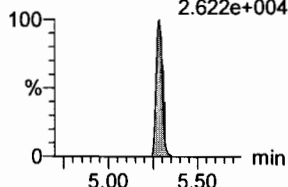
F36:MRM of 2 channels,ES-  
513 > 219  
1.282e+005



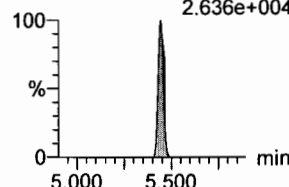
F41:MRM of 2 channels,ES-  
527 > 80  
6.336e+004



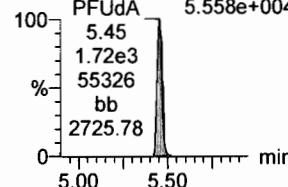
F47:MRM of 2 channels,ES-  
570.1 > 483.0  
2.622e+004



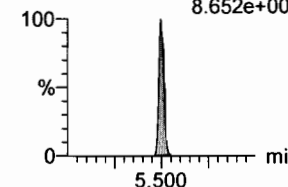
F50:MRM of 2 channels,ES-  
584.2 > 483.0  
2.636e+004



F45:MRM of 2 channels,ES-  
563.0 > 269  
5.558e+004

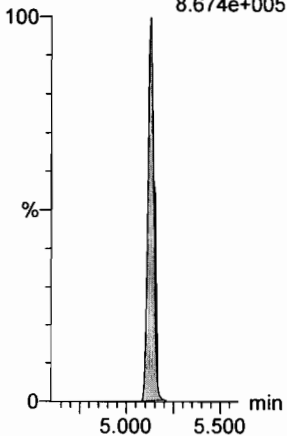


F52:MRM of 2 channels,ES-  
598.8 > 98.7  
8.652e+004



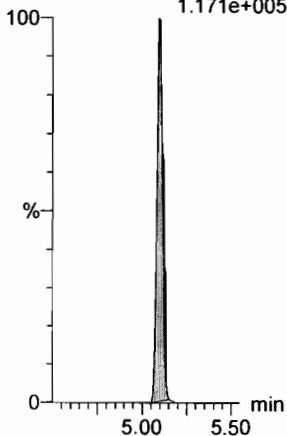
**13C2-PFDA**

F37:MRM of 1 channel,ES-  
515.1 > 469.9  
8.674e+005



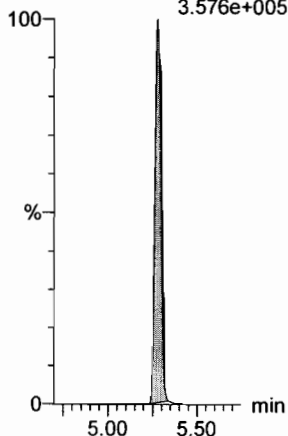
**13C2-8:2 FTS**

F42:MRM of 1 channel,ES-  
529.1 > 508.7  
1.171e+005



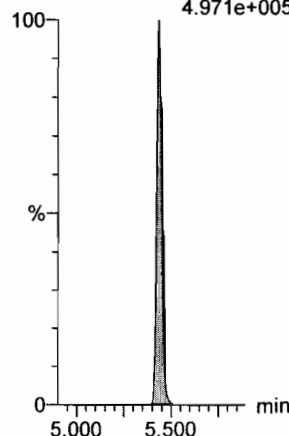
**d3-N-MeFOSAA**

F49:MRM of 1 channel,ES-  
573.3 > 419  
3.576e+005



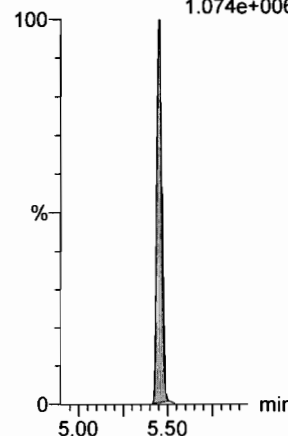
**d5-N-EtFOSAA**

F51:MRM of 1 channel,ES-  
589.3 > 419  
4.971e+005



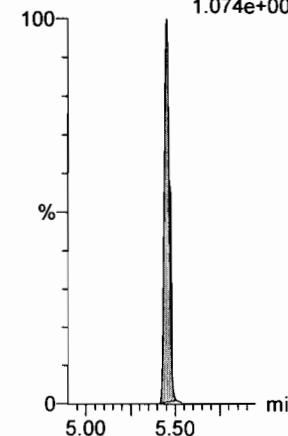
**13C2-PFUdA**

F46:MRM of 1 channel,ES-  
565 > 519.8  
1.074e+006



**13C2-PFUdA**

F46:MRM of 1 channel,ES-  
565 > 519.8  
1.074e+006



Dataset: F:\Projects\PFAS.PRO\Results\180307M1\180307M1-37.qld


Last Altered: Friday, March 09, 2018 09:20:10 Pacific Standard Time

Printed: Friday, March 09, 2018 09:20:23 Pacific Standard Time

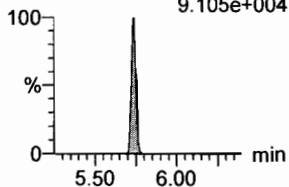
Name: 180307M1\_37, Date: 07-Mar-2018, Time: 22:53:40, ID: ST180307M1-11 PFC CS3 18B2317, Description: PFC CS3 18B2317

**PFDoA**

F53:MRM of 4 channels,ES-  
612.9 > 569.0  
1.027e+006

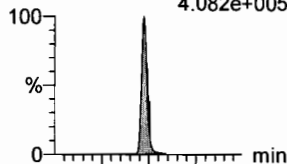


F53:MRM of 4 channels,ES-  
612.9 > 318.8  
9.105e+004

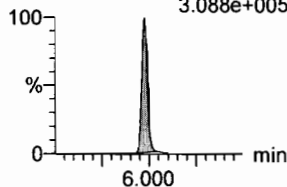


**N-MeFOSA**

F35:MRM of 2 channels,ES-  
512.1 > 168.9  
4.082e+005

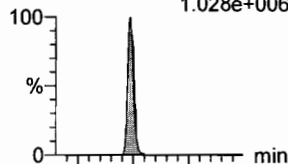


F35:MRM of 2 channels,ES-  
512.1 > 219  
3.088e+005

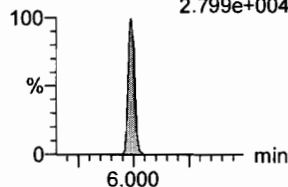


**PFTrDA**

F59:MRM of 2 channels,ES-  
662.9 > 618.9  
1.028e+006



F59:MRM of 2 channels,ES-  
662.9 > 319  
2.799e+004

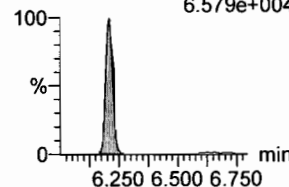


**PFTeDA**

F60:MRM of 2 channels,ES-  
712.9 > 668.8  
7.427e+005

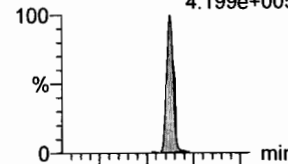


F60:MRM of 2 channels,ES-  
712.9 > 369  
6.579e+004

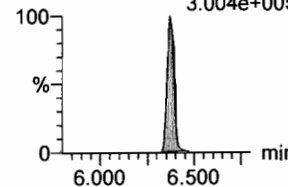


**N-EtFOSA**

F40:MRM of 2 channels,ES-  
526.1 > 168.9  
4.199e+005

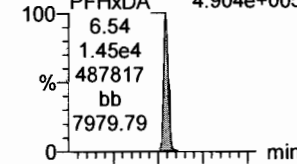


F40:MRM of 2 channels,ES-  
526.1 > 219  
3.004e+005

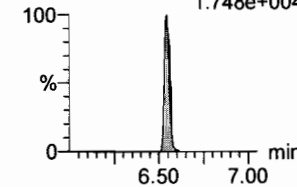


**PFHxDA**

F62:MRM of 2 channels,ES-  
813.1 > 768.6  
4.904e+005

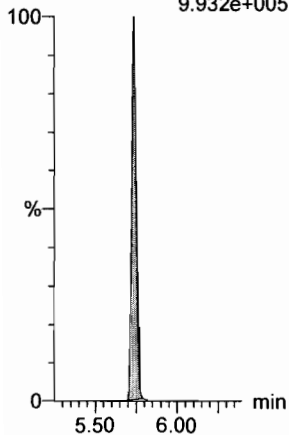


F62:MRM of 2 channels,ES-  
813.1 > 219  
1.748e+004



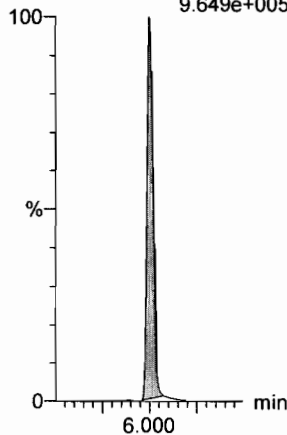
**13C2-PFDoA**

F54:MRM of 2 channels,ES-  
615.0 > 569.7  
9.932e+005



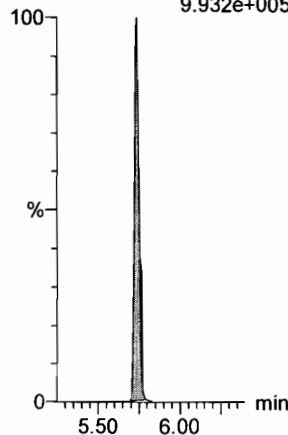
**d3-N-MeFOSA**

F38:MRM of 1 channel,ES-  
515.2 > 168.9  
9.649e+005



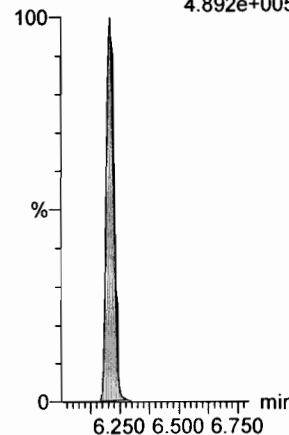
**13C2-PFDoA**

F54:MRM of 2 channels,ES-  
615.0 > 569.7  
9.932e+005



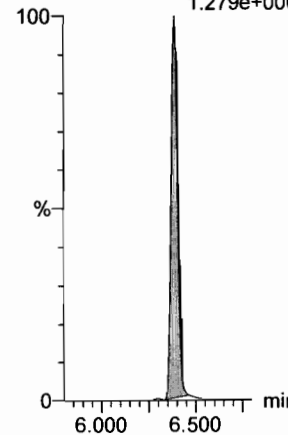
**13C2-PFTeDA**

F61:MRM of 2 channels,ES-  
714.8 > 669.6  
4.892e+005



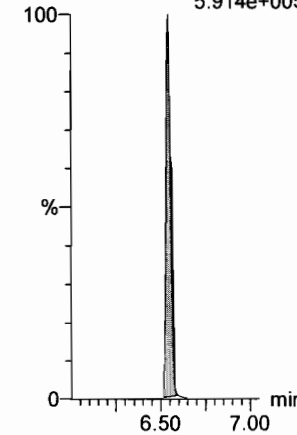
**d5-N-ETFOSA**

F43:MRM of 1 channel,ES-  
531.1 > 168.9  
1.279e+006



**13C2-PFHxDA**

F63:MRM of 1 channel,ES-  
815 > 769.7  
5.914e+005



Dataset: F:\Projects\PFAS.PRO\Results\180307M1\180307M1-37.qld

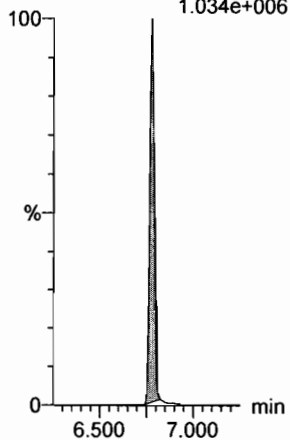
Last Altered: Friday, March 09, 2018 09:20:10 Pacific Standard Time

Printed: Friday, March 09, 2018 09:20:23 Pacific Standard Time

Name: 180307M1\_37, Date: 07-Mar-2018, Time: 22:53:40, ID: ST180307M1-11 PFC CS3 18B2317, Description: PFC CS3 18B2317

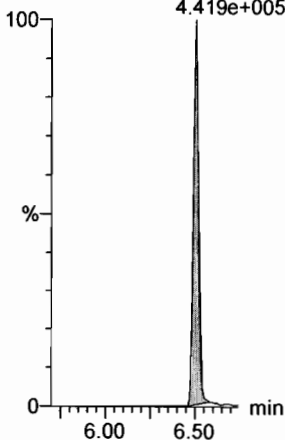
**PFODA**

F64:MRM of 1 channel,ES-  
913.1 > 868.8  
1.034e+006



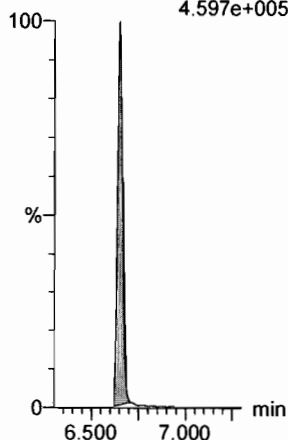
**N-MeFOSE**

F55:MRM of 1 channel,ES-  
616.1 > 58.9  
4.419e+005



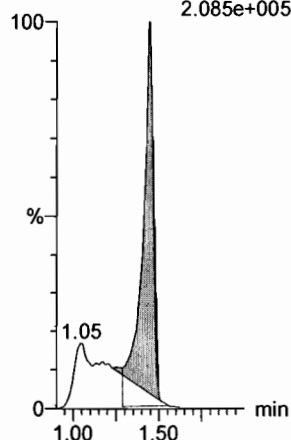
**N-EtFOSE**

F57:MRM of 1 channel,ES-  
630.1 > 58.9  
4.597e+005



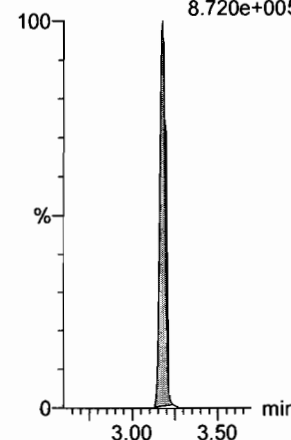
**13C4-PFBA**

F3:MRM of 1 channel,ES-  
217. > 171.8  
2.085e+005



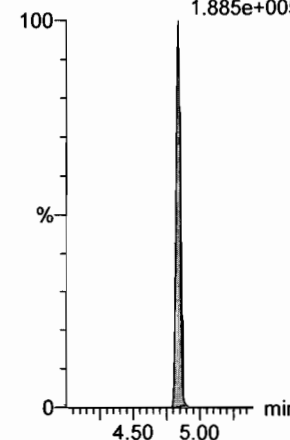
**13C5-PFHxA**

F10:MRM of 1 channel,ES-  
318 > 272.9  
8.720e+005



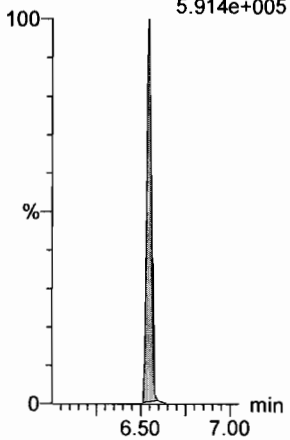
**13C4-PFOS**

F32:MRM of 1 channel,ES-  
503 > 79.9  
1.885e+005



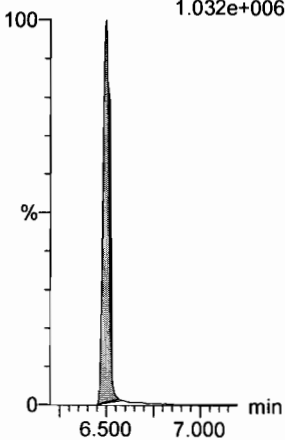
**13C2-PFHxDA**

F63:MRM of 1 channel,ES-  
815 > 769.7  
5.914e+005



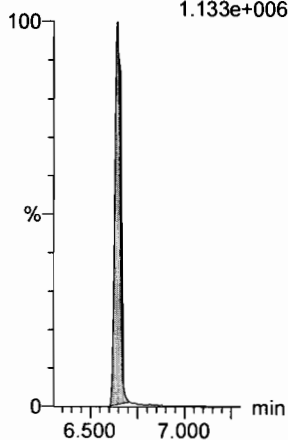
**d7-N-MeFOSE**

F56:MRM of 1 channel,ES-  
623.1 > 58.9  
1.032e+006



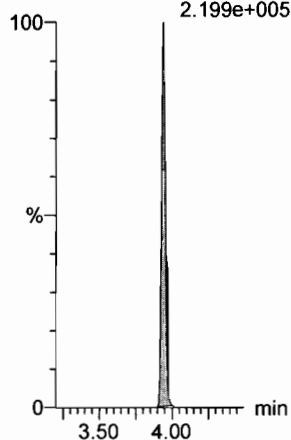
**d9-N-EtFOSE**

F58:MRM of 1 channel,ES-  
639.2 > 58.8  
1.133e+006




**13C3-PFHxS**

F18:MRM of 1 channel,ES-  
401.9 > 79.9  
2.199e+005



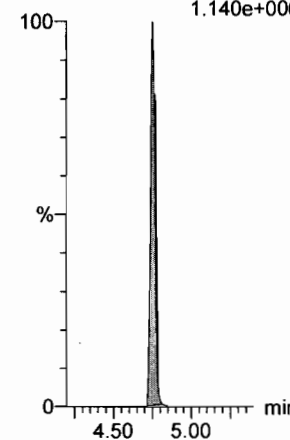
**13C8-PFOA**

F22:MRM of 1 channel,ES-  
421.3 > 376  
9.461e+005



**13C9-PFNA**

F28:MRM of 1 channel,ES-  
472.2 > 426.9  
1.140e+006



Dataset: F:\Projects\PFAS.PRO\Results\180307M1\180307M1-37.qld

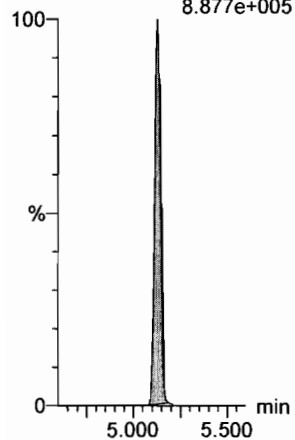
Last Altered: Friday, March 09, 2018 09:20:10 Pacific Standard Time

Printed: Friday, March 09, 2018 09:20:23 Pacific Standard Time

Name: 180307M1\_37, Date: 07-Mar-2018, Time: 22:53:40, ID: ST180307M1-11 PFC CS3 18B2317, Description: PFC CS3 18B2317


13C6-PFDA

F39:MRM of 1 channel,ES-  
519.1 > 473.7  
8.877e+005



13C7-PFUdA

F48:MRM of 1 channel,ES-  
570.1 > 524.8  
1.170e+006



**INITIAL CALIBRATION (ICAL)**  
**INCLUDING ASSOCIATED**  
**INITIAL CALIBRATION VERIFICATION (ICV) AND INSTRUMENT BLANK (IB)**

Dataset: F:\Projects\PFAS.PRO\Results\180222M1\180222M1-CRV.qld

Last Altered: Friday, February 23, 2018 10:36:15 Pacific Standard Time

Printed: Friday, February 23, 2018 10:36:29 Pacific Standard Time

*✓ J.A.*  
*02/23/2018*

Method: F:\Projects\PFAS.PRO\MethDB\PFAS\_FULL\_80C\_022218.mdb 23 Feb 2018 08:58:55  
 Calibration: F:\Projects\PFAS.PRO\CurveDB\C18\_VAL-PFAS\_Q4\_02-22-18-FULL.cdb 23 Feb 2018 10:36:15

**Compound name: PFBA**

Correlation coefficient:  $r = 0.999695$ ,  $r^2 = 0.999391$

Calibration curve:  $1.18914 * x + -0.141393$

Response type: Internal Std ( Ref 34 ), Area \* ( IS Conc. / IS Area )

Curve type: Linear, Origin: Include, Weighting: 1/x, Axis trans: None

*DM*  
*2/23/18*

	# Name	Type	Std. Conc	RT	Area	IS Area	Response	Conc.	%Dev	Conc. Flag	CoD	CoD Flag	x-excluded
1	1 180222M1_2	Standard	0.250	1.34	119.066	9184.688	0.162	0.3	2.1	NO	0.999	NO	bb
2	2 180222M1_3	Standard	0.500	1.34	242.264	9387.092	0.323	0.4	-22.0	NO	0.999	NO	MM
3	3 180222M1_4	Standard	1.000	1.34	739.774	8499.892	1.088	1.0	3.4	NO	0.999	NO	MM
4	4 180222M1_5	Standard	2.000	1.34	1418.296	9008.850	1.968	1.8	-11.3	NO	0.999	NO	MM
5	5 180222M1_6	Standard	5.000	1.34	3667.853	9724.356	4.715	4.1	-18.3	NO	0.999	NO	MM
6	6 180222M1_7	Standard	10.000	1.33	8279.087	8466.387	12.223	10.4	4.0	NO	0.999	NO	MM
7	7 180222M1_8	Standard	50.000	1.35	39125.699	8482.683	57.655	48.6	-2.8	NO	0.999	NO	MM
8	8 180222M1_9	Standard	100.000	1.35	75683.148	8255.065	114.601	96.5	-3.5	NO	0.999	NO	MM
9	9 180222M1_10	Standard	250.000	1.35	235006.531	9934.146	295.706	248.8	-0.5	NO	0.999	NO	MM
10	10 180222M1_11	Standard	500.000	1.33	449347.094	9320.022	602.664	506.9	1.4	NO	0.999	NO	MM

**Compound name: PFPeA**

Correlation coefficient:  $r = 0.999888$ ,  $r^2 = 0.999776$

Calibration curve:  $0.997744 * x + 0.0234205$

Response type: Internal Std ( Ref 35 ), Area \* ( IS Conc. / IS Area )

Curve type: Linear, Origin: Exclude, Weighting: 1/x, Axis trans: None

	# Name	Type	Std. Conc	RT	Area	IS Area	Response	Conc.	%Dev	Conc. Flag	CoD	CoD Flag	x-excluded
1	1 180222M1_2	Standard	0.250	2.29	280.345	14206.814	0.247	0.2	-10.5	NO	1.000	NO	MM
2	2 180222M1_3	Standard	0.500	2.29	537.012	14729.808	0.456	0.4	-13.3	NO	1.000	NO	bb
3	3 180222M1_4	Standard	1.000	2.29	1157.925	12512.225	1.157	1.1	13.6	NO	1.000	NO	bb
4	4 180222M1_5	Standard	2.000	2.29	2261.965	14225.736	1.988	2.0	-1.6	NO	1.000	NO	MM
5	5 180222M1_6	Standard	5.000	2.29	5933.384	14250.701	5.204	5.2	3.9	NO	1.000	NO	MM
6	6 180222M1_7	Standard	10.000	2.29	10823.994	12889.806	10.497	10.5	5.0	NO	1.000	NO	bb
7	7 180222M1_8	Standard	50.000	2.29	50367.090	12502.019	50.359	50.4	0.9	NO	1.000	NO	bb
8	8 180222M1_9	Standard	100.000	2.30	100582.406	12194.641	103.101	103.3	3.3	NO	1.000	NO	bb
9	9 180222M1_10	Standard	250.000	2.29	230079.859	11602.894	247.869	248.4	-0.6	NO	1.000	NO	bb
10	10 180222M1_11	Standard	500.000	2.27	445994.688	11238.997	496.035	497.1	-0.6	NO	1.000	NO	bb



Dataset: F:\Projects\PFAS.PRO\Results\180222M1\180222M1-CRV.qld

Last Altered: Friday, February 23, 2018 10:36:15 Pacific Standard Time

Printed: Friday, February 23, 2018 10:36:29 Pacific Standard Time

**Compound name: PFBS**

Coefficient of Determination:  $R^2 = 0.998539$

Calibration curve:  $-0.000367853 * x^2 + 1.92179 * x + -0.156382$

Response type: Internal Std ( Ref 36 ), Area \* ( IS Conc. / IS Area )

Curve type: 2nd Order, Origin: Exclude, Weighting: 1/x, Axis trans: None

	# Name	Type	Std. Conc	RT	Area	IS Area	Response	Conc.	%Dev	Conc. Flag	CoD	CoD Flag	x=excluded
1	1 180222M1_2	Standard	0.250	2.56	55.413	1817.595	0.381	0.3	11.9	NO	0.999	NO	MM
2	2 180222M1_3	Standard	0.500	2.57	136.330	1948.211	0.875	0.5	7.3	NO	0.999	NO	bb
3	3 180222M1_4	Standard	1.000	2.57	261.884	1663.478	1.968	1.1	10.6	NO	0.999	NO	bb
4	4 180222M1_5	Standard	2.000	2.56	512.350	1899.979	3.371	1.8	-8.2	NO	0.999	NO	bb
5	5 180222M1_6	Standard	5.000	2.57	1323.542	1907.371	8.674	4.6	-8.0	NO	0.999	NO	bb
6	6 180222M1_7	Standard	10.000	2.57	2436.952	1751.384	17.393	9.1	-8.5	NO	0.999	NO	bb
7	7 180222M1_8	Standard	50.000	2.57	11614.604	1623.573	89.422	47.0	-5.9	NO	0.999	NO	bb
8	8 180222M1_9	Standard	100.000	2.57	23513.184	1615.343	181.952	96.5	-3.5	NO	0.999	NO	bb
9	9 180222M1_10	Standard	250.000	2.57	54597.809	1415.086	482.283	264.4	5.8	NO	0.999	NO	bb
10	10 180222M1_11	Standard	500.000	2.55	100167.352	1459.037	858.163	493.2	-1.4	NO	0.999	NO	bb

**Compound name: 4:2 FTS**

Coefficient of Determination:  $R^2 = 0.998891$

Calibration curve:  $-0.00056667 * x^2 + 1.64693 * x + -0.194451$

Response type: Internal Std ( Ref 36 ), Area \* ( IS Conc. / IS Area )

Curve type: 2nd Order, Origin: Exclude, Weighting: 1/x, Axis trans: None

	# Name	Type	Std. Conc	RT	Area	IS Area	Response	Conc.	%Dev	Conc. Flag	CoD	CoD Flag	x=excluded
1	1 180222M1_2	Standard	0.250	2.96	36.848	1817.595	0.253	0.3	8.8	NO	0.999	NO	MM
2	2 180222M1_3	Standard	0.500	2.97	126.652	1948.211	0.813	0.6	22.3	NO	0.999	NO	bb
3	3 180222M1_4	Standard	1.000	2.97	170.692	1663.478	1.283	0.9	-10.3	NO	0.999	NO	bb
4	4 180222M1_5	Standard	2.000	2.96	458.377	1899.979	3.016	2.0	-2.5	NO	0.999	NO	bb
5	5 180222M1_6	Standard	5.000	2.97	1140.104	1907.371	7.472	4.7	-6.8	NO	0.999	NO	bb
6	6 180222M1_7	Standard	10.000	2.97	1992.367	1751.384	14.220	8.8	-12.2	NO	0.999	NO	bb
7	7 180222M1_8	Standard	50.000	2.97	9965.311	1623.573	76.724	47.5	-5.0	NO	0.999	NO	bb
8	8 180222M1_9	Standard	100.000	2.97	21899.221	1615.343	169.463	106.9	6.9	NO	0.999	NO	bb
9	9 180222M1_10	Standard	250.000	2.97	42046.230	1415.086	371.411	246.5	-1.4	NO	0.999	NO	bb
10	10 180222M1_11	Standard	500.000	2.95	79638.023	1459.037	682.282	500.6	0.1	NO	0.999	NO	bb

Dataset: F:\Projects\PFAS.PRO\Results\180222M1\180222M1-CRV.qld

Last Altered: Friday, February 23, 2018 10:36:15 Pacific Standard Time

Printed: Friday, February 23, 2018 10:36:29 Pacific Standard Time

**Compound name: PFHxA**

Coefficient of Determination:  $R^2 = 0.999620$

Calibration curve:  $-0.000315969 * x^2 + 1.49002 * x + 0.0742201$

Response type: Internal Std ( Ref 37 ), Area \* ( IS Conc. / IS Area )

Curve type: 2nd Order, Origin: Include, Weighting: 1/x, Axis trans: None

	# Name	Type	Std. Conc	RT	Area	IS Area	Response	Conc.	%Dev	Conc. Flag	CoD	CoD Flag	x=excluded
1	1 180222M1_2	Standard	0.250	3.06	469.858	4669.375	0.503	0.3	15.1	NO	1.000	NO	bb
2	2 180222M1_3	Standard	0.500	3.06	762.853	4884.346	0.781	0.5	-5.1	NO	1.000	NO	bb
3	3 180222M1_4	Standard	1.000	3.06	1364.222	4133.719	1.650	1.1	5.8	NO	1.000	NO	bb
4	4 180222M1_5	Standard	2.000	3.06	2548.326	4549.238	2.801	1.8	-8.5	NO	1.000	NO	bb
5	5 180222M1_6	Standard	5.000	3.06	6861.875	4399.838	7.798	5.2	3.8	NO	1.000	NO	bb
6	6 180222M1_7	Standard	10.000	3.06	13459.760	4051.215	16.612	11.1	11.3	NO	1.000	NO	bb
7	7 180222M1_8	Standard	50.000	3.06	61356.813	4169.112	73.585	49.9	-0.3	NO	1.000	NO	bb
8	8 180222M1_9	Standard	100.000	3.06	120061.719	4248.061	141.314	96.8	-3.2	NO	1.000	NO	bb
9	9 180222M1_10	Standard	250.000	3.07	282434.938	3955.435	357.021	253.1	1.3	NO	1.000	NO	bb
10	10 180222M1_11	Standard	500.000	3.04	529265.750	3980.028	664.902	499.0	-0.2	NO	1.000	NO	bb

**Compound name: PFPeS**

Correlation coefficient:  $r = 0.996733$ ,  $r^2 = 0.993477$

Calibration curve:  $1.89494 * x + 0.00639286$

Response type: Internal Std ( Ref 36 ), Area \* ( IS Conc. / IS Area )

Curve type: Linear, Origin: Exclude, Weighting: 1/x, Axis trans: None

	# Name	Type	Std. Conc	RT	Area	IS Area	Response	Conc.	%Dev	Conc. Flag	CoD	CoD Flag	x=excluded
1	1 180222M1_2	Standard	0.250	3.26	55.161	1817.595	0.379	0.2	-21.3	NO	0.993	NO	MM
2	2 180222M1_3	Standard	0.500	3.26	147.190	1948.211	0.944	0.5	-1.0	NO	0.993	NO	bb
3	3 180222M1_4	Standard	1.000	3.27	278.373	1663.478	2.092	1.1	10.1	NO	0.993	NO	bb
4	4 180222M1_5	Standard	2.000	3.26	551.553	1899.979	3.629	1.9	-4.4	NO	0.993	NO	bb
5	5 180222M1_6	Standard	5.000	3.26	1413.738	1907.371	9.265	4.9	-2.3	NO	0.993	NO	bb
6	6 180222M1_7	Standard	10.000	3.26	2706.485	1751.384	19.317	10.2	1.9	NO	0.993	NO	bb
7	7 180222M1_8	Standard	50.000	3.26	13296.267	1623.573	102.369	54.0	8.0	NO	0.993	NO	bb
8	8 180222M1_9	Standard	100.000	3.27	25894.016	1615.343	200.376	105.7	5.7	NO	0.993	NO	bb
9	9 180222M1_10	Standard	250.000	3.27	59207.480	1415.086	523.002	276.0	10.4	NO	0.993	NO	bb
10	10 180222M1_11	Standard	500.000	3.24	102677.250	1459.037	879.666	464.2	-7.2	NO	0.993	NO	bb

Dataset: F:\Projects\PFAS.PRO\Results\180222M1\180222M1-CRV.qld

Last Altered: Friday, February 23, 2018 10:36:15 Pacific Standard Time

Printed: Friday, February 23, 2018 10:36:29 Pacific Standard Time

**Compound name: PFHpA**

Correlation coefficient:  $r = 0.999418$ ,  $r^2 = 0.998836$

Calibration curve:  $1.33271 * x + -0.00778752$

Response type: Internal Std ( Ref 38 ), Area \* ( IS Conc. / IS Area )

Curve type: Linear, Origin: Exclude, Weighting: 1/x, Axis trans: None

	# Name	Type	Std. Conc	RT	Area	IS Area	Response	Conc.	%Dev	Conc. Flag	CoD	CoD Flag	x=excluded
1	1 180222M1_2	Standard	0.250	3.67	295.655	11823.153	0.313	0.2	-3.8	NO	0.999	NO	bb
2	2 180222M1_3	Standard	0.500	3.67	571.551	11998.208	0.595	0.5	-9.5	NO	0.999	NO	bb
3	3 180222M1_4	Standard	1.000	3.68	1131.060	10515.109	1.345	1.0	1.5	NO	0.999	NO	bb
4	4 180222M1_5	Standard	2.000	3.67	2347.969	10325.150	2.843	2.1	6.9	NO	0.999	NO	bb
5	5 180222M1_6	Standard	5.000	3.68	6173.046	12807.133	6.025	4.5	-9.5	NO	0.999	NO	bb
6	6 180222M1_7	Standard	10.000	3.68	11765.189	10178.368	14.449	10.8	8.5	NO	0.999	NO	bb
7	7 180222M1_8	Standard	50.000	3.68	52794.699	9248.684	71.354	53.5	7.1	NO	0.999	NO	bb
8	8 180222M1_9	Standard	100.000	3.68	97487.180	9081.999	134.176	100.7	0.7	NO	0.999	NO	bb
9	9 180222M1_10	Standard	250.000	3.68	220735.438	8440.382	326.904	245.3	-1.9	NO	0.999	NO	bb
10	10 180222M1_11	Standard	500.000	3.65	416446.500	9345.666	557.005	418.0	-16.4	NO	0.999	NO	bbX

**Compound name: L-PFHxS**

Correlation coefficient:  $r = 0.999499$ ,  $r^2 = 0.998998$

Calibration curve:  $1.83246 * x + -0.0730267$

Response type: Internal Std ( Ref 39 ), Area \* ( IS Conc. / IS Area )

Curve type: Linear, Origin: Exclude, Weighting: 1/x, Axis trans: None

	# Name	Type	Std. Conc	RT	Area	IS Area	Response	Conc.	%Dev	Conc. Flag	CoD	CoD Flag	x=excluded
1	1 180222M1_2	Standard	0.250	3.82	47.022	1262.195	0.466	0.3	17.6	NO	0.999	NO	MM
2	2 180222M1_3	Standard	0.500	3.82	82.166	1319.885	0.778	0.5	-7.1	NO	0.999	NO	MM
3	3 180222M1_4	Standard	1.000	3.83	190.187	1311.775	1.812	1.0	2.9	NO	0.999	NO	MM
4	4 180222M1_5	Standard	2.000	3.82	323.387	1325.347	3.050	1.7	-14.8	NO	0.999	NO	MM
5	5 180222M1_6	Standard	5.000	3.82	997.367	1326.526	9.398	5.2	3.4	NO	0.999	NO	MM
6	6 180222M1_7	Standard	10.000	3.82	1830.878	1300.987	17.591	9.6	-3.6	NO	0.999	NO	MM
7	7 180222M1_8	Standard	50.000	3.82	9027.648	1295.776	87.087	47.6	-4.9	NO	0.999	NO	MM
8	8 180222M1_9	Standard	100.000	3.82	17307.447	1091.735	198.164	108.2	8.2	NO	0.999	NO	MM
9	9 180222M1_10	Standard	250.000	3.83	41764.270	1153.918	452.418	246.9	-1.2	NO	0.999	NO	MM
10	10 180222M1_11	Standard	500.000	3.80	74966.102	1027.413	912.074	497.8	-0.4	NO	0.999	NO	MM

Dataset: F:\Projects\PFAS.PRO\Results\180222M1\180222M1-CRV.qld

Last Altered: Friday, February 23, 2018 10:57:03 Pacific Standard Time

Printed: Friday, February 23, 2018 10:58:04 Pacific Standard Time

**Compound name: 6:2 FTS**

Coefficient of Determination: R<sup>2</sup> = 0.991583

Calibration curve:  $-7.0472e-005 * x^2 + 0.247527 * x + -0.0238228$

Response type: Internal Std ( Ref 40 ), Area \* ( IS Conc. / IS Area )

Curve type: 2nd Order, Origin: Include, Weighting: 1/x, Axis trans: None

#	Name	Type	Std. Conc	RT	Area	IS Area	Response	Conc.	%Dev	Conc. Flag	CoD	CoD Flag	x=excluded
1	1 180222M1_2	Standard	0.250	4.13	61.267	17944.939	0.043	0.3	7.5	NO	0.992	NO	bb
2	2 180222M1_3	Standard	0.500	4.13	127.152	17006.742	0.093	0.5	-5.2	NO	0.992	NO	bb
3	3 180222M1_4	Standard	1.000	4.14	356.305	17178.453	0.259	1.1	14.4	NO	0.992	NO	bb
4	4 180222M1_5	Standard	2.000	4.13	471.841	16629.834	0.355	1.5	-23.5	NO	0.992	NO	bb
5	5 180222M1_6	Standard	5.000	4.13	1445.176	18049.520	1.001	4.1	-17.1	NO	0.992	NO	bb
6	6 180222M1_7	Standard	10.000	4.13	2838.875	16676.320	2.128	8.7	-12.9	NO	0.992	NO	bb
7	7 180222M1_8	Standard	50.000	4.14	13879.440	13359.561	12.986	53.4	6.7	NO	0.992	NO	bb
8	8 180222M1_9	Standard	100.000	4.14	21747.506	13652.816	19.911	82.5	-17.5	NO	0.992	NO	bb
9	9 180222M1_10	Standard	250.000	4.14	62090.859	12169.198	63.779	280.1	12.0	NO	0.992	NO	bb
10	10 180222M1_11	Standard	500.000	4.11	106668.680	12856.672	103.709	486.4	-2.7	NO	0.992	NO	bb

**Compound name: L-PFOA**

Correlation coefficient: r = 0.998901, r<sup>2</sup> = 0.997804

Calibration curve:  $0.921304 * x + 0.0910373$

Response type: Internal Std ( Ref 40 ), Area \* ( IS Conc. / IS Area )

Curve type: Linear, Origin: Exclude, Weighting: 1/x, Axis trans: None

#	Name	Type	Std. Conc	RT	Area	IS Area	Response	Conc.	%Dev	Conc. Flag	CoD	CoD Flag	x=excluded
1	1 180222M1_2	Standard	0.250	4.19	342.982	17944.939	0.239	0.2	-35.8	YES	0.998	NO	bbX
2	2 180222M1_3	Standard	0.500	4.19	646.415	17006.742	0.475	0.4	-16.6	NO	0.998	NO	bb
3	3 180222M1_4	Standard	1.000	4.19	1452.718	17178.453	1.057	1.0	4.9	NO	0.998	NO	bb
4	4 180222M1_5	Standard	2.000	4.19	2437.835	16629.834	1.832	1.9	-5.5	NO	0.998	NO	bb
5	5 180222M1_6	Standard	5.000	4.19	6877.953	18049.520	4.763	5.1	1.4	NO	0.998	NO	bb
6	6 180222M1_7	Standard	10.000	4.19	12440.116	16676.320	9.325	10.0	0.2	NO	0.998	NO	bb
7	7 180222M1_8	Standard	50.000	4.19	57061.309	13359.561	53.390	57.9	15.7	NO	0.998	NO	bb
8	8 180222M1_9	Standard	100.000	4.19	100619.039	13652.816	92.123	99.9	-0.1	NO	0.998	NO	bb
9	9 180222M1_10	Standard	250.000	4.19	231282.281	12169.198	237.569	257.8	3.1	NO	0.998	NO	bb
10	10 180222M1_11	Standard	500.000	4.17	459242.531	12856.672	446.502	484.5	-3.1	NO	0.998	NO	bb

Dataset: F:\Projects\PFAS.PRO\Results\180222M1\180222M1-CRV.qld

Last Altered: Friday, February 23, 2018 10:36:15 Pacific Standard Time

Printed: Friday, February 23, 2018 10:36:29 Pacific Standard Time

**Compound name: PFHpS**

Coefficient of Determination: R<sup>2</sup> = 0.997683

Calibration curve: 9.83357e-005 \* x<sup>2</sup> + 0.23555 \* x + -0.036113

Response type: Internal Std ( Ref 40 ), Area \* ( IS Conc. / IS Area )

Curve type: 2nd Order, Origin: Exclude, Weighting: 1/x, Axis trans: None

#	Name	Type	Std. Conc	RT	Area	IS Area	Response	Conc.	%Dev	Conc. Flag	CoD	CoD Flag	x=excluded
1	1 180222M1_2	Standard	0.250	4.30	99.014	17944.939	0.069	0.4	78.4	YES	0.998	NO	bbX
2	2 180222M1_3	Standard	0.500	4.30	127.911	17006.742	0.094	0.6	10.5	NO	0.998	NO	bb
3	3 180222M1_4	Standard	1.000	4.30	265.517	17178.453	0.193	1.0	-2.7	NO	0.998	NO	bb
4	4 180222M1_5	Standard	2.000	4.30	520.127	16629.834	0.391	1.8	-9.4	NO	0.998	NO	bb
5	5 180222M1_6	Standard	5.000	4.30	1808.911	18049.520	1.253	5.5	9.2	NO	0.998	NO	bb
6	6 180222M1_7	Standard	10.000	4.30	2694.171	16676.320	2.019	8.7	-13.0	NO	0.998	NO	bb
7	7 180222M1_8	Standard	50.000	4.30	14132.121	13359.561	13.223	55.0	10.1	NO	0.998	NO	bb
8	8 180222M1_9	Standard	100.000	4.30	25379.404	13652.816	23.236	95.0	-5.0	NO	0.998	NO	bb
9	9 180222M1_10	Standard	250.000	4.30	63540.008	12169.198	65.267	250.9	0.4	NO	0.998	NO	bb
10	10 180222M1_11	Standard	500.000	4.27	108956.031	12856.672	105.933	387.3	-22.5	NO	0.998	NO	bbX

**Compound name: PFNA**

Coefficient of Determination: R<sup>2</sup> = 0.997987

Calibration curve: -0.000175196 \* x<sup>2</sup> + 1.24902 \* x + 0.0795504

Response type: Internal Std ( Ref 41 ), Area \* ( IS Conc. / IS Area )

Curve type: 2nd Order, Origin: Exclude, Weighting: 1/x, Axis trans: None

#	Name	Type	Std. Conc	RT	Area	IS Area	Response	Conc.	%Dev	Conc. Flag	CoD	CoD Flag	x=excluded
1	1 180222M1_2	Standard	0.250	4.62	362.099	13277.607	0.341	0.2	-16.3	NO	0.998	NO	bb
2	2 180222M1_3	Standard	0.500	4.62	639.809	14292.120	0.560	0.4	-23.1	NO	0.998	NO	MM
3	3 180222M1_4	Standard	1.000	4.62	1422.064	12607.691	1.410	1.1	6.5	NO	0.998	NO	bb
4	4 180222M1_5	Standard	2.000	4.62	3128.096	12413.160	3.150	2.5	23.0	NO	0.998	NO	bb
5	5 180222M1_6	Standard	5.000	4.62	6469.383	13186.753	6.132	4.8	-3.0	NO	0.998	NO	bb
6	6 180222M1_7	Standard	10.000	4.62	13738.070	12105.486	14.186	11.3	13.1	NO	0.998	NO	bb
7	7 180222M1_8	Standard	50.000	4.62	68294.906	13098.668	65.174	52.5	5.0	NO	0.998	NO	bb
8	8 180222M1_9	Standard	100.000	4.62	110436.914	11894.622	116.058	94.1	-5.9	NO	0.998	NO	bb
9	9 180222M1_10	Standard	250.000	4.62	230952.781	9509.790	303.572	251.9	0.8	NO	0.998	NO	bb
10	10 180222M1_11	Standard	500.000	4.60	592389.188	9589.233	772.206	683.8	36.8	YES	0.998	NO	bbX

Dataset: F:\Projects\PFAS.PRO\Results\180222M1\180222M1-CRV.qld

Last Altered: Friday, February 23, 2018 10:36:15 Pacific Standard Time

Printed: Friday, February 23, 2018 10:36:29 Pacific Standard Time

**Compound name: PFOSA**

Correlation coefficient:  $r = 0.996163$ ,  $r^2 = 0.992340$

Calibration curve:  $1.09821 * x + -0.0539486$

Response type: Internal Std ( Ref 42 ), Area \* ( IS Conc. / IS Area )

Curve type: Linear, Origin: Exclude, Weighting: 1/x, Axis trans: None

	# Name	Type	Std. Conc	RT	Area	IS Area	Response	Conc.	%Dev	Conc. Flag	CoD	CoD Flag	x=excluded
1	1 180222M1_2	Standard	0.250	4.70	43.574	3429.842	0.159	0.2	-22.5	NO	0.992	NO	MM
2	2 180222M1_3	Standard	0.500	4.68	162.212	3738.259	0.542	0.5	8.6	NO	0.992	NO	bb
3	3 180222M1_4	Standard	1.000	4.69	293.243	3462.172	1.059	1.0	1.3	NO	0.992	NO	bb
4	4 180222M1_5	Standard	2.000	4.68	564.035	4102.060	1.719	1.6	-19.3	NO	0.992	NO	bb
5	5 180222M1_6	Standard	5.000	4.69	1770.386	3656.603	6.052	5.6	11.2	NO	0.992	NO	bb
6	6 180222M1_7	Standard	10.000	4.69	3547.818	3653.474	12.139	11.1	11.0	NO	0.992	NO	bb
7	7 180222M1_8	Standard	50.000	4.69	14290.836	3173.492	56.290	51.3	2.6	NO	0.992	NO	bb
8	8 180222M1_9	Standard	100.000	4.69	30783.057	3089.295	124.555	113.5	13.5	NO	0.992	NO	bb
9	9 180222M1_10	Standard	250.000	4.69	63883.059	3108.662	256.875	234.0	-6.4	NO	0.992	NO	bb
10	10 180222M1_11	Standard	500.000	4.66	122889.156	3083.772	498.128	453.6	-9.3	NO	0.992	NO	bbX

**Compound name: L-PFOS**

Correlation coefficient:  $r = 0.998861$ ,  $r^2 = 0.997723$

Calibration curve:  $1.14119 * x + -0.128046$

Response type: Internal Std ( Ref 43 ), Area \* ( IS Conc. / IS Area )

Curve type: Linear, Origin: Exclude, Weighting: 1/x, Axis trans: None

	# Name	Type	Std. Conc	RT	Area	IS Area	Response	Conc.	%Dev	Conc. Flag	CoD	CoD Flag	x=excluded
1	1 180222M1_2	Standard	0.250	4.71	59.081	3319.231	0.222	0.3	22.9	NO	0.998	NO	MM
2	2 180222M1_3	Standard	0.500	4.71	159.786	4027.250	0.496	0.5	9.4	NO	0.998	NO	MM
3	3 180222M1_4	Standard	1.000	4.70	289.679	3634.642	0.996	1.0	-1.5	NO	0.998	NO	MM
4	4 180222M1_5	Standard	2.000	4.70	626.689	4175.254	1.876	1.8	-12.2	NO	0.998	NO	MM
5	5 180222M1_6	Standard	5.000	4.70	1657.354	3799.208	5.453	4.9	-2.2	NO	0.998	NO	MM
6	6 180222M1_7	Standard	10.000	4.70	2841.433	3222.628	11.021	9.8	-2.3	NO	0.998	NO	MM
7	7 180222M1_8	Standard	50.000	4.70	14794.992	3430.944	53.903	47.3	-5.3	NO	0.998	NO	MM
8	8 180222M1_9	Standard	100.000	4.71	27024.029	3377.068	100.028	87.8	-12.2	NO	0.998	NO	MM
9	9 180222M1_10	Standard	250.000	4.70	64285.922	2795.715	287.431	252.0	0.8	NO	0.998	NO	MM
10	10 180222M1_11	Standard	500.000	4.68	126705.852	2703.868	585.762	513.4	2.7	NO	0.998	NO	MM

Dataset: F:\Projects\PFAS.PRO\Results\180222M1\180222M1-CRV.qld

Last Altered: Friday, February 23, 2018 10:36:15 Pacific Standard Time

Printed: Friday, February 23, 2018 10:36:29 Pacific Standard Time

**Compound name: PFDA**

Coefficient of Determination:  $R^2 = 0.999480$

Calibration curve:  $0.00073117 * x^2 + 1.26751 * x + 0.107235$

Response type: Internal Std ( Ref 44 ), Area \* ( IS Conc. / IS Area )

Curve type: 2nd Order, Origin: Exclude, Weighting: 1/x, Axis trans: None

	# Name	Type	Std. Conc	RT	Area	IS Area	Response	Conc.	%Dev	Conc. Flag	CoD	CoD Flag	x=excluded
1	1 180222M1_2	Standard	0.250	5.00	518.193	14927.745	0.434	0.3	3.1	NO	0.999	NO	bb
2	2 180222M1_3	Standard	0.500	4.99	766.997	12711.956	0.754	0.5	2.1	NO	0.999	NO	bb
3	3 180222M1_4	Standard	1.000	5.00	1746.522	16349.603	1.335	1.0	-3.2	NO	0.999	NO	bb
4	4 180222M1_5	Standard	2.000	5.00	2331.398	13277.128	2.195	1.6	-17.7	NO	0.999	NO	bb
5	5 180222M1_6	Standard	5.000	4.99	8416.635	14430.895	7.290	5.6	13.0	NO	0.999	NO	bb
6	6 180222M1_7	Standard	10.000	5.00	14447.065	13346.175	13.531	10.5	5.3	NO	0.999	NO	bb
7	7 180222M1_8	Standard	50.000	5.00	54024.977	10725.395	62.964	48.2	-3.5	NO	0.999	NO	bb
8	8 180222M1_9	Standard	100.000	5.00	122673.039	11305.104	135.639	101.0	1.0	NO	0.999	NO	bb
9	9 180222M1_10	Standard	250.000	4.99	325771.969	11232.784	362.524	249.9	-0.0	NO	0.999	NO	bb
10	10 180222M1_11	Standard	500.000	4.97	503182.438	10871.793	578.541	375.2	-25.0	NO	0.999	NO	bbX

**Compound name: 8:2 FTS**

Correlation coefficient:  $r = 0.998115$ ,  $r^2 = 0.996233$

Calibration curve:  $0.226775 * x + -0.0378317$

Response type: Internal Std ( Ref 40 ), Area \* ( IS Conc. / IS Area )

Curve type: Linear, Origin: Include, Weighting: 1/x, Axis trans: None

	# Name	Type	Std. Conc	RT	Area	IS Area	Response	Conc.	%Dev	Conc. Flag	CoD	CoD Flag	x=excluded
1	1 180222M1_2	Standard	0.250	4.97	47.352	17944.939	0.033	0.3	24.9	NO	0.996	NO	MMX
2	2 180222M1_3	Standard	0.500	4.97	97.058	17006.742	0.071	0.5	-3.7	NO	0.996	NO	bb
3	3 180222M1_4	Standard	1.000	4.97	266.974	17178.453	0.194	1.0	2.3	NO	0.996	NO	bb
4	4 180222M1_5	Standard	2.000	4.97	565.136	16629.834	0.425	2.0	2.0	NO	0.996	NO	bb
5	5 180222M1_6	Standard	5.000	4.96	1374.191	18049.520	0.952	4.4	-12.7	NO	0.996	NO	bb
6	6 180222M1_7	Standard	10.000	4.96	2075.615	16676.320	1.556	7.0	-29.7	NO	0.996	NO	bb
7	7 180222M1_8	Standard	50.000	4.96	12614.292	13359.561	11.803	52.2	4.4	NO	0.996	NO	bb
8	8 180222M1_9	Standard	100.000	4.97	26172.631	13652.816	23.963	105.8	5.8	NO	0.996	NO	bb
9	9 180222M1_10	Standard	250.000	4.96	54167.098	12169.198	55.640	245.5	-1.8	NO	0.996	NO	bb
10	10 180222M1_11	Standard	500.000	4.94	104315.328	12856.672	101.421	447.4	-10.5	NO	0.996	NO	bbX

Dataset: F:\Projects\PFAS.PRO\Results\180222M1\180222M1-CRV.qld

Last Altered: Friday, February 23, 2018 10:36:15 Pacific Standard Time

Printed: Friday, February 23, 2018 10:36:29 Pacific Standard Time

**Compound name: PFNS**

Coefficient of Determination: R<sup>2</sup> = 0.999446

Calibration curve: 0.000141153 \* x<sup>2</sup> + 0.849377 \* x + 0.0406151

Response type: Internal Std ( Ref 43 ), Area \* ( IS Conc. / IS Area )

Curve type: 2nd Order, Origin: Exclude, Weighting: 1/x, Axis trans: None

	# Name	Type	Std. Conc	RT	Area	IS Area	Response	Conc.	%Dev	Conc. Flag	CoD	CoD Flag	x=excluded
1	1 180222M1_2	Standard	0.250	5.05	76.774	3319.231	0.289	0.3	17.0	NO	0.999	NO	MM
2	2 180222M1_3	Standard	0.500	5.06	144.945	4027.250	0.450	0.5	-3.6	NO	0.999	NO	bb
3	3 180222M1_4	Standard	1.000	5.06	258.975	3634.642	0.891	1.0	0.1	NO	0.999	NO	MM
4	4 180222M1_5	Standard	2.000	5.06	524.018	4175.254	1.569	1.8	-10.1	NO	0.999	NO	MM
5	5 180222M1_6	Standard	5.000	5.06	1065.543	3799.208	3.506	4.1	-18.5	NO	0.999	NO	MM
6	6 180222M1_7	Standard	10.000	5.06	2580.373	3222.628	10.009	11.7	17.1	NO	0.999	NO	MM
7	7 180222M1_8	Standard	50.000	5.06	11621.875	3430.944	42.342	49.4	-1.2	NO	0.999	NO	MM
8	8 180222M1_9	Standard	100.000	5.06	22939.061	3377.068	84.907	98.3	-1.7	NO	0.999	NO	MM
9	9 180222M1_10	Standard	250.000	5.06	49988.723	2795.715	223.506	252.5	1.0	NO	0.999	NO	MM
10	10 180222M1_11	Standard	500.000	5.03	99328.328	2703.868	459.196	499.2	-0.2	NO	0.999	NO	bb

**Compound name: N-MeFOSAA**

Coefficient of Determination: R<sup>2</sup> = 0.999298

Calibration curve: -0.000193973 \* x<sup>2</sup> + 1.41081 \* x + -0.0999828

Response type: Internal Std ( Ref 45 ), Area \* ( IS Conc. / IS Area )

Curve type: 2nd Order, Origin: Include, Weighting: 1/x, Axis trans: None

	# Name	Type	Std. Conc	RT	Area	IS Area	Response	Conc.	%Dev	Conc. Flag	CoD	CoD Flag	x=excluded
1	1 180222M1_2	Standard	0.250	5.15	128.285	6254.457	0.256	0.3	1.0	NO	0.999	NO	bb
2	2 180222M1_3	Standard	0.500	5.15	317.634	5533.012	0.718	0.6	15.9	NO	0.999	NO	bb
3	3 180222M1_4	Standard	1.000	5.14	535.388	5599.960	1.195	0.9	-8.2	NO	0.999	NO	bb
4	4 180222M1_5	Standard	2.000	5.14	1082.810	7169.260	1.888	1.4	-29.5	NO	0.999	NO	bb
5	5 180222M1_6	Standard	5.000	5.14	3457.468	6826.390	6.331	4.6	-8.8	NO	0.999	NO	bb
6	6 180222M1_7	Standard	10.000	5.14	7205.954	6144.512	14.659	10.5	4.8	NO	0.999	NO	bb
7	7 180222M1_8	Standard	50.000	5.14	30108.186	5719.969	65.796	47.0	-6.0	NO	0.999	NO	bb
8	8 180222M1_9	Standard	100.000	5.15	64100.715	5722.115	140.028	100.7	0.7	NO	0.999	NO	bb
9	9 180222M1_10	Standard	250.000	5.15	153605.797	5518.141	347.956	255.7	2.3	NO	0.999	NO	bb
10	10 180222M1_11	Standard	500.000	5.12	255178.641	4882.566	653.290	497.1	-0.6	NO	0.999	NO	bb



Dataset: F:\Projects\PFAS.PRO\Results\180222M1\180222M1-CRV.qld

Last Altered: Friday, February 23, 2018 10:57:03 Pacific Standard Time

Printed: Friday, February 23, 2018 10:58:04 Pacific Standard Time

**Compound name: N-EtFOSAA**

Coefficient of Determination:  $R^2 = 0.998958$

Calibration curve:  $-0.000362379 * x^2 + 1.13712 * x + -0.099917$

Response type: Internal Std ( Ref 46 ), Area \* ( IS Conc. / IS Area )

Curve type: 2nd Order, Origin: Include, Weighting: 1/x, Axis trans: None

#	Name	Type	Std. Conc	RT	Area	IS Area	Response	Conc.	%Dev	Conc. Flag	CoD	CoD Flag	x=excluded
1	1 180222M1_2	Standard	0.250	5.31	188.810	6639.615	0.355	0.4	60.2	YES	0.999	NO	bbX
2	2 180222M1_3	Standard	0.500	5.31	239.858	7165.826	0.418	0.5	-8.8	NO	0.999	NO	bb
3	3 180222M1_4	Standard	1.000	5.31	519.944	5563.278	1.168	1.1	11.6	NO	0.999	NO	bb
4	4 180222M1_5	Standard	2.000	5.30	1267.450	7382.480	2.146	2.0	-1.2	NO	0.999	NO	bb
5	5 180222M1_6	Standard	5.000	5.30	2655.154	6878.327	4.825	4.3	-13.3	NO	0.999	NO	bb
6	6 180222M1_7	Standard	10.000	5.30	5564.563	6524.668	10.661	9.5	-5.1	NO	0.999	NO	bb
7	7 180222M1_8	Standard	50.000	5.30	26739.336	6391.646	52.294	46.8	-6.5	NO	0.999	NO	bb
8	8 180222M1_9	Standard	100.000	5.31	48457.980	5175.490	117.037	106.6	6.6	NO	0.999	NO	bb
9	9 180222M1_10	Standard	250.000	5.31	115993.617	5594.718	259.159	247.5	-1.0	NO	0.999	NO	bb
10	10 180222M1_11	Standard	500.000	5.28	176893.656	4625.736	478.015	500.2	0.0	NO	0.999	NO	bb

**Compound name: PFUdA**

Correlation coefficient:  $r = 0.995746$ ,  $r^2 = 0.991510$

Calibration curve:  $1.01713 * x + 0.0911157$

Response type: Internal Std ( Ref 47 ), Area \* ( IS Conc. / IS Area )

Curve type: Linear, Origin: Exclude, Weighting: 1/x, Axis trans: None

#	Name	Type	Std. Conc	RT	Area	IS Area	Response	Conc.	%Dev	Conc. Flag	CoD	CoD Flag	x=excluded
1	1 180222M1_2	Standard	0.250	5.32	425.605	16993.521	0.313	0.2	-12.7	NO	0.992	NO	bbX
2	2 180222M1_3	Standard	0.500	5.31	771.916	19146.732	0.504	0.4	-18.8	NO	0.992	NO	bb
3	3 180222M1_4	Standard	1.000	5.32	1349.835	17642.141	0.956	0.9	-14.9	NO	0.992	NO	bb
4	4 180222M1_5	Standard	2.000	5.31	2453.786	15589.453	1.968	1.8	-7.8	NO	0.992	NO	bb
5	5 180222M1_6	Standard	5.000	5.32	5728.187	12759.659	5.612	5.4	8.6	NO	0.992	NO	bb
6	6 180222M1_7	Standard	10.000	5.31	15868.106	16160.189	12.274	12.0	19.8	NO	0.992	NO	bb
7	7 180222M1_8	Standard	50.000	5.31	70819.852	18257.313	48.487	47.6	-4.8	NO	0.992	NO	bb
8	8 180222M1_9	Standard	100.000	5.32	134282.594	13993.726	119.949	117.8	17.8	NO	0.992	NO	bb
9	9 180222M1_10	Standard	250.000	5.32	271966.594	12451.333	273.030	268.3	7.3	NO	0.992	NO	MM
10	10 180222M1_11	Standard	500.000	5.29	463304.750	12262.618	472.273	464.2	-7.2	NO	0.992	NO	bb

Dataset: F:\Projects\PFAS.PRO\Results\180222M1\180222M1-CRV.qld

Last Altered: Friday, February 23, 2018 10:36:15 Pacific Standard Time

Printed: Friday, February 23, 2018 10:36:29 Pacific Standard Time

**Compound name: PFDS**

Coefficient of Determination:  $R^2 = 0.994780$

Calibration curve:  $-3.76554e-005 * x^2 + 0.264598 * x + -0.0325716$

Response type: Internal Std ( Ref 47 ), Area \* ( IS Conc. / IS Area )

Curve type: 2nd Order, Origin: Exclude, Weighting: 1/x, Axis trans: None

#	Name	Type	Std. Conc	RT	Area	IS Area	Response	Conc.	%Dev	Conc. Flag	CoD	CoD Flag	x=excluded
1	1 180222M1_2	Standard	0.250	5.38	49.457	16993.521	0.036	0.3	4.2	NO	0.995	NO	MM
2	2 180222M1_3	Standard	0.500	5.36	162.223	19146.732	0.106	0.5	4.7	NO	0.995	NO	bb
3	3 180222M1_4	Standard	1.000	5.37	337.853	17642.141	0.239	1.0	2.8	NO	0.995	NO	bb
4	4 180222M1_5	Standard	2.000	5.37	646.242	15589.453	0.518	2.1	4.1	NO	0.995	NO	bb
5	5 180222M1_6	Standard	5.000	5.36	1402.716	12759.659	1.374	5.3	6.4	NO	0.995	NO	bb
6	6 180222M1_7	Standard	10.000	5.37	3117.203	16160.189	2.411	9.2	-7.5	NO	0.995	NO	bb
7	7 180222M1_8	Standard	50.000	5.36	15726.867	18257.313	10.768	41.1	-17.9	NO	0.995	NO	bb
8	8 180222M1_9	Standard	100.000	5.37	27826.645	13993.726	24.856	95.4	-4.6	NO	0.995	NO	bb
9	9 180222M1_10	Standard	250.000	5.36	69751.469	12451.333	70.024	275.6	10.2	NO	0.995	NO	bb
10	10 180222M1_11	Standard	500.000	5.34	117915.258	12262.618	120.198	488.3	-2.3	NO	0.995	NO	bb

**Compound name: PFDoA**

Coefficient of Determination:  $R^2 = 0.990158$

Calibration curve:  $0.000184463 * x^2 + 1.19434 * x + 0.0155434$

Response type: Internal Std ( Ref 48 ), Area \* ( IS Conc. / IS Area )

Curve type: 2nd Order, Origin: Exclude, Weighting: 1/x, Axis trans: None

#	Name	Type	Std. Conc	RT	Area	IS Area	Response	Conc.	%Dev	Conc. Flag	CoD	CoD Flag	x=excluded
1	1 180222M1_2	Standard	0.250	5.60	361.193	15079.007	0.299	0.2	-4.9	NO	0.990	NO	bb
2	2 180222M1_3	Standard	0.500	5.60	625.499	13486.563	0.580	0.5	-5.5	NO	0.990	NO	bb
3	3 180222M1_4	Standard	1.000	5.60	1300.423	14557.409	1.117	0.9	-7.8	NO	0.990	NO	bb
4	4 180222M1_5	Standard	2.000	5.60	2246.964	13537.201	2.075	1.7	-13.8	NO	0.990	NO	bb
5	5 180222M1_6	Standard	5.000	5.60	6371.678	12128.355	6.567	5.5	9.6	NO	0.990	NO	bb
6	6 180222M1_7	Standard	10.000	5.60	13514.624	12743.880	13.256	11.1	10.7	NO	0.990	NO	bb
7	7 180222M1_8	Standard	50.000	5.60	47792.094	9512.979	62.799	52.1	4.3	NO	0.990	NO	bb
8	8 180222M1_9	Standard	100.000	5.60	123700.172	10703.066	144.468	118.8	18.8	NO	0.990	NO	bb
9	9 180222M1_10	Standard	250.000	5.60	228559.563	10754.419	265.658	215.3	-13.9	NO	0.990	NO	bb
10	10 180222M1_11	Standard	500.000	5.58	545898.313	10329.396	660.613	512.5	2.5	NO	0.990	NO	bb

Dataset: F:\Projects\PFAS.PRO\Results\180222M1\180222M1-CRV.qld

Last Altered: Friday, February 23, 2018 10:36:15 Pacific Standard Time

Printed: Friday, February 23, 2018 10:36:29 Pacific Standard Time

**Compound name: N-MeFOSA**

Correlation coefficient:  $r = 0.995786$ ,  $r^2 = 0.991590$

Calibration curve:  $0.910019 * x + 0.602227$

Response type: Internal Std ( Ref 49 ), Area \* ( IS Conc. / IS Area )

Curve type: Linear, Origin: Include, Weighting: 1/x, Axis trans: None

	# Name	Type	Std. Conc	RT	Area	IS Area	Response	Conc.	%Dev	Conc. Flag	CoD	CoD Flag	x=excluded
1	1 180222M1_2	Standard	1.250	5.74	180.741	18907.469	1.434	0.9	-26.9	NO	0.992	NO	bb
2	2 180222M1_3	Standard	2.500	5.74	370.789	20234.535	2.749	2.4	-5.7	NO	0.992	NO	bb
3	3 180222M1_4	Standard	5.000	5.74	731.904	19042.426	5.765	5.7	13.5	NO	0.992	NO	bb
4	4 180222M1_5	Standard	10.000	5.74	1431.688	20009.578	10.733	11.1	11.3	NO	0.992	NO	bb
5	5 180222M1_6	Standard	25.000	5.74	3619.082	20154.828	26.935	28.9	15.7	NO	0.992	NO	bb
6	6 180222M1_7	Standard	50.000	5.74	6881.109	18883.762	54.659	59.4	18.8	NO	0.992	NO	bb
7	7 180222M1_8	Standard	250.000	5.74	31674.590	18323.201	259.299	284.3	13.7	NO	0.992	NO	bb
8	8 180222M1_9	Standard	500.000	5.75	61417.078	17747.182	519.100	569.8	14.0	NO	0.992	NO	bb
9	9 180222M1_10	Standard	1250.000	5.74	141976.672	17577.768	1211.559	1330.7	6.5	NO	0.992	NO	MM
10	10 180222M1_11	Standard	2500.000	5.70	272181.938	19495.510	2094.189	2300.6	-8.0	NO	0.992	NO	bb

**Compound name: PFTrDA**

Coefficient of Determination:  $R^2 = 0.994978$

Calibration curve:  $-0.000156418 * x^2 + 1.5893 * x + -0.627843$

Response type: Internal Std ( Ref 48 ), Area \* ( IS Conc. / IS Area )

Curve type: 2nd Order, Origin: Exclude, Weighting: 1/x, Axis trans: None

	# Name	Type	Std. Conc	RT	Area	IS Area	Response	Conc.	%Dev	Conc. Flag	CoD	CoD Flag	x=excluded
1	1 180222M1_2	Standard	0.250	5.85	433.891	15079.007	0.360	0.6	148.6	YES	0.995	NO	bbX
2	2 180222M1_3	Standard	0.500	5.85	818.279	13486.563	0.758	0.9	74.5	YES	0.995	NO	bbX
3	3 180222M1_4	Standard	1.000	5.84	1398.854	14557.409	1.201	1.2	15.1	NO	0.995	NO	bb
4	4 180222M1_5	Standard	2.000	5.84	2481.213	13537.201	2.291	1.8	-8.2	NO	0.995	NO	bb
5	5 180222M1_6	Standard	5.000	5.84	6563.683	12128.355	6.765	4.7	-6.9	NO	0.995	NO	bb
6	6 180222M1_7	Standard	10.000	5.85	12683.491	12743.880	12.441	8.2	-17.7	NO	0.995	NO	bb
7	7 180222M1_8	Standard	50.000	5.84	73762.148	9512.979	96.923	61.8	23.5	NO	0.995	NO	bb
8	8 180222M1_9	Standard	100.000	5.85	133212.813	10703.066	155.578	99.3	-0.7	NO	0.995	NO	bb
9	9 180222M1_10	Standard	250.000	5.84	311576.531	10754.419	362.149	233.6	-6.5	NO	0.995	NO	bb
10	10 180222M1_11	Standard	500.000	5.82	632778.188	10329.396	765.749	507.6	1.5	NO	0.995	NO	bb

Dataset: F:\Projects\PFAS.PRO\Results\180222M1\180222M1-CRV.qld

Last Altered: Friday, February 23, 2018 10:36:15 Pacific Standard Time

Printed: Friday, February 23, 2018 10:36:29 Pacific Standard Time

**Compound name: PFTeDA**

Coefficient of Determination:  $R^2 = 0.998763$

Calibration curve:  $0.00300664 * x^2 + 2.23986 * x + 0.352343$

Response type: Internal Std ( Ref 50 ), Area \* ( IS Conc. / IS Area )

Curve type: 2nd Order, Origin: Exclude, Weighting: 1/x, Axis trans: None

	# Name	Type	Std. Conc	RT	Area	IS Area	Response	Conc.	%Dev	Conc. Flag	CoD	CoD Flag	x=excluded
1	1 180222M1_2	Standard	0.250	6.07	311.834	7460.025	0.523	0.1	-69.6	YES	0.999	NO	bbX
2	2 180222M1_3	Standard	0.500	6.06	572.423	4998.660	1.431	0.5	-3.7	NO	0.999	NO	bb
3	3 180222M1_4	Standard	1.000	6.06	859.342	4056.323	2.648	1.0	2.4	NO	0.999	NO	bb
4	4 180222M1_5	Standard	2.000	6.06	1678.309	5043.748	4.159	1.7	-15.2	NO	0.999	NO	bb
5	5 180222M1_6	Standard	5.000	6.06	6534.666	6022.521	13.563	5.9	17.0	NO	0.999	NO	bb
6	6 180222M1_7	Standard	10.000	6.06	9754.099	5221.426	23.351	10.1	1.3	NO	0.999	NO	bb
7	7 180222M1_8	Standard	50.000	6.06	41792.586	4466.387	116.964	48.9	-2.3	NO	0.999	NO	bb
8	8 180222M1_9	Standard	100.000	6.06	94998.742	4643.317	255.741	100.5	0.5	NO	0.999	NO	db
9	9 180222M1_10	Standard	250.000	6.06	190665.891	5215.939	456.931	166.6	-33.4	YES	0.999	NO	dbX
10	10 180222M1_11	Standard	500.000	6.04	391356.500	5659.100	864.441	280.3	-43.9	YES	0.999	NO	dbX

**Compound name: N-EtFOSA**

Coefficient of Determination:  $R^2 = 0.999957$

Calibration curve:  $-4.40835e-005 * x^2 + 0.927791 * x + 0.174055$

Response type: Internal Std ( Ref 51 ), Area \* ( IS Conc. / IS Area )

Curve type: 2nd Order, Origin: Exclude, Weighting: 1/x, Axis trans: None

	# Name	Type	Std. Conc	RT	Area	IS Area	Response	Conc.	%Dev	Conc. Flag	CoD	CoD Flag	x=excluded
1	1 180222M1_2	Standard	1.250	6.15	259.441	29992.924	1.298	1.2	-3.1	NO	1.000	NO	bb
2	2 180222M1_3	Standard	2.500	6.14	465.767	30198.594	2.314	2.3	-7.8	NO	1.000	NO	bb
3	3 180222M1_4	Standard	5.000	6.15	972.567	29391.572	4.963	5.2	3.3	NO	1.000	NO	bb
4	4 180222M1_5	Standard	10.000	6.14	1918.343	29982.119	9.597	10.2	1.6	NO	1.000	NO	bb
5	5 180222M1_6	Standard	25.000	6.14	5082.106	31107.570	24.506	26.3	5.0	NO	1.000	NO	bb
6	6 180222M1_7	Standard	50.000	6.14	9066.607	28925.631	47.017	50.6	1.2	NO	1.000	NO	bb
7	7 180222M1_8	Standard	250.000	6.14	42070.453	27637.098	228.337	248.9	-0.5	NO	1.000	NO	bb
8	8 180222M1_9	Standard	500.000	6.15	80295.281	26412.686	456.004	503.3	0.7	NO	1.000	NO	bb
9	9 180222M1_10	Standard	1250.000	6.15	177501.969	24548.969	1084.579	1242.1	-0.6	NO	1.000	NO	bb
10	10 180222M1_11	Standard	2500.000	6.12	334668.656	24525.678	2046.847	2503.8	0.2	NO	1.000	NO	bb

Dataset: F:\Projects\PFAS.PRO\Results\180222M1\180222M1-CRV.qld

Last Altered: Friday, February 23, 2018 10:36:15 Pacific Standard Time

Printed: Friday, February 23, 2018 10:36:29 Pacific Standard Time

**Compound name: PFHxDA**

Coefficient of Determination: R<sup>2</sup> = 0.994625

Calibration curve: -0.0021539 \* x<sup>2</sup> + 0.767551 \* x + 0.003664

Response type: Internal Std ( Ref 52 ), Area \* ( IS Conc. / IS Area )

Curve type: 2nd Order, Origin: Exclude, Weighting: 1/x, Axis trans: None

#	Name	Type	Std. Conc	RT	Area	IS Area	Response	Conc.	%Dev	Conc. Flag	CoD	CoD Flag	x=excluded
1	1 180222M1_2	Standard	0.250	6.41	185.575	5452.339	0.170	0.2	-13.2	NO	0.995	NO	bbX
2	2 180222M1_3	Standard	0.500	6.40	402.774	4064.112	0.496	0.6	28.4	NO	0.995	NO	bb
3	3 180222M1_4	Standard	1.000	6.40	554.059	3696.312	0.749	1.0	-2.6	NO	0.995	NO	bb
4	4 180222M1_5	Standard	2.000	6.40	1028.359	3653.368	1.407	1.8	-8.1	NO	0.995	NO	bb
5	5 180222M1_6	Standard	5.000	6.40	2779.193	4089.813	3.398	4.5	-10.4	NO	0.995	NO	bb
6	6 180222M1_7	Standard	10.000	6.40	5634.121	4345.105	6.483	8.7	-13.5	NO	0.995	NO	bb
7	7 180222M1_8	Standard	50.000	6.40	25004.811	3515.342	35.565	54.7	9.5	NO	0.995	NO	bb
8	8 180222M1_9	Standard	100.000	6.41	42430.320	3924.739	54.055	96.6	-3.4	NO	0.995	NO	bb
9	9 180222M1_10	Standard	250.000	6.40	124138.773	4122.530	150.561			NO	0.995	NO	bbXI
10	10 180222M1_11	Standard	500.000	6.39	206806.297	5002.023	206.723			NO	0.995	NO	bbXI

**Compound name: PFODA**

Coefficient of Determination: R<sup>2</sup> = 0.998259

Calibration curve: -0.000732256 \* x<sup>2</sup> + 0.852724 \* x + 0.0282819

Response type: Internal Std ( Ref 52 ), Area \* ( IS Conc. / IS Area )

Curve type: 2nd Order, Origin: Include, Weighting: 1/x, Axis trans: None

#	Name	Type	Std. Conc	RT	Area	IS Area	Response	Conc.	%Dev	Conc. Flag	CoD	CoD Flag	x=excluded
1	1 180222M1_2	Standard	0.250	6.64	200.276	5452.339	0.184	0.2	-27.1	NO	0.998	NO	MM
2	2 180222M1_3	Standard	0.500	6.64	458.155	4064.112	0.564	0.6	25.6	NO	0.998	NO	MM
3	3 180222M1_4	Standard	1.000	6.64	693.593	3696.312	0.938	1.1	6.8	NO	0.998	NO	bb
4	4 180222M1_5	Standard	2.000	6.64	1301.082	3653.368	1.781	2.1	2.9	NO	0.998	NO	MM
5	5 180222M1_6	Standard	5.000	6.64	3993.859	4089.813	4.883	5.7	14.4	NO	0.998	NO	bb
6	6 180222M1_7	Standard	10.000	6.64	6688.885	4345.105	7.697	9.1	-9.4	NO	0.998	NO	bb
7	7 180222M1_8	Standard	50.000	6.64	28667.977	3515.342	40.776	49.9	-0.1	NO	0.998	NO	bb
8	8 180222M1_9	Standard	100.000	6.64	61267.867	3924.739	78.053	100.1	0.1	NO	0.998	NO	bb
9	9 180222M1_10	Standard	250.000	6.64	137572.547	4122.530	166.855	248.8	-0.5	NO	0.998	NO	bbX
10	10 180222M1_11	Standard	500.000	6.62	269890.406	5002.023	269.781			NO	0.998	NO	bbXI

Dataset: F:\Projects\PFAS.PRO\Results\180222M1\180222M1-CRV.qld

Last Altered: Friday, February 23, 2018 10:36:15 Pacific Standard Time

Printed: Friday, February 23, 2018 10:36:29 Pacific Standard Time

**Compound name: N-MeFOSE**

Correlation coefficient:  $r = 0.999754$ ,  $r^2 = 0.999507$

Calibration curve:  $1.05258 * x + -0.221519$

Response type: Internal Std ( Ref 53 ), Area \* ( IS Conc. / IS Area )

Curve type: Linear, Origin: Exclude, Weighting: 1/x, Axis trans: None

#	Name	Type	Std. Conc	RT	Area	IS Area	Response	Conc.	%Dev	Conc. Flag	CoD	CoD Flag	x=excluded
1	1 180222M1_2	Standard	1.250	6.30	214.352	28753.836	1.118	1.3	1.8	NO	1.000	NO	bb
2	2 180222M1_3	Standard	2.500	6.29	491.960	30159.326	2.447	2.5	1.4	NO	1.000	NO	bb
3	3 180222M1_4	Standard	5.000	6.29	833.853	25841.850	4.840	4.8	-3.8	NO	1.000	NO	bb
4	4 180222M1_5	Standard	10.000	6.29	1802.029	28586.740	9.456	9.2	-8.1	NO	1.000	NO	bb
5	5 180222M1_6	Standard	25.000	6.29	4552.697	27928.086	24.452	23.4	-6.2	NO	1.000	NO	bb
6	6 180222M1_7	Standard	50.000	6.29	8536.932	22799.137	56.166	53.6	7.1	NO	1.000	NO	bb
7	7 180222M1_8	Standard	250.000	6.29	44350.652	23854.432	278.883	265.2	6.1	NO	1.000	NO	MM
8	8 180222M1_9	Standard	500.000	6.29	86450.328	24027.707	539.691	512.9	2.6	NO	1.000	NO	MM
9	9 180222M1_10	Standard	1250.000	6.29	211255.453	23958.688	1322.623	1256.8	0.5	NO	1.000	NO	MM
10	10 180222M1_11	Standard	2500.000	6.28	461060.906	26667.246	2593.411	2464.1	-1.4	NO	1.000	NO	bb

**Compound name: N-EtFOSE**

Coefficient of Determination:  $R^2 = 0.995534$

Calibration curve:  $-0.000170771 * x^2 + 1.21802 * x + 0.319157$

Response type: Internal Std ( Ref 54 ), Area \* ( IS Conc. / IS Area )

Curve type: 2nd Order, Origin: Exclude, Weighting: 1/x, Axis trans: None

#	Name	Type	Std. Conc	RT	Area	IS Area	Response	Conc.	%Dev	Conc. Flag	CoD	CoD Flag	x=excluded
1	1 180222M1_2	Standard	1.250	6.45	299.031	24747.668	1.812	1.2	-1.9	NO	0.996	NO	MM
2	2 180222M1_3	Standard	2.500	6.45	556.160	25896.303	3.221	2.4	-4.7	NO	0.996	NO	bb
3	3 180222M1_4	Standard	5.000	6.44	1163.046	29750.379	5.864	4.6	-8.9	NO	0.996	NO	bb
4	4 180222M1_5	Standard	10.000	6.44	2442.355	28340.203	12.927	10.4	3.7	NO	0.996	NO	bb
5	5 180222M1_6	Standard	25.000	6.44	5204.000	27124.287	28.779	23.4	-6.2	NO	0.996	NO	bb
6	6 180222M1_7	Standard	50.000	6.44	10750.609	21169.738	76.174	62.8	25.7	NO	0.996	NO	bb
7	7 180222M1_8	Standard	250.000	6.44	48769.957	28014.617	261.131	221.0	-11.6	NO	0.996	NO	bb
8	8 180222M1_9	Standard	500.000	6.44	93694.375	23837.748	589.576	522.0	4.4	NO	0.996	NO	bb
9	9 180222M1_10	Standard	1250.000	6.44	190151.938	22766.109	1252.862	1246.0	-0.3	NO	0.996	NO	MM
10	10 180222M1_11	Standard	2500.000	6.43	463962.938	20205.217	3444.380			NO	0.996	NO	bbXI

Dataset: F:\Projects\PFAS.PRO\Results\180222M1\180222M1-CRV.qld

Last Altered: Friday, February 23, 2018 10:36:15 Pacific Standard Time

Printed: Friday, February 23, 2018 10:36:29 Pacific Standard Time

**Compound name: 13C3-PFBA**

Response Factor: 0.905778

RRF SD: 0.0413774, Relative SD: 4.56816

Response type: Internal Std ( Ref 55 ), Area \* ( IS Conc. / IS Area )

Curve type: RF

	# Name	Type	Std. Conc	RT	Area	IS Area	Response	Conc.	%Dev	Conc. Flag	CoD	CoD Flag	x=excluded
1	1 180222M1_2	Standard	12.500	1.34	9184.688	9577.814	11.987	13.2	5.9	NO		NO	MM
2	2 180222M1_3	Standard	12.500	1.34	9387.092	10368.688	11.317	12.5	-0.0	NO		NO	MM
3	3 180222M1_4	Standard	12.500	1.34	8499.892	10315.138	10.300	11.4	-9.0	NO		NO	MM
4	4 180222M1_5	Standard	12.500	1.34	9008.850	10201.453	11.039	12.2	-2.5	NO		NO	MM
5	5 180222M1_6	Standard	12.500	1.34	9724.356	9982.348	12.177	13.4	7.5	NO		NO	MM
6	6 180222M1_7	Standard	12.500	1.34	8466.387	9298.853	11.381	12.6	0.5	NO		NO	MM
7	7 180222M1_8	Standard	12.500	1.34	8482.683	9358.361	11.330	12.5	0.1	NO		NO	MM
8	8 180222M1_9	Standard	12.500	1.35	8255.065	9126.470	11.306	12.5	-0.1	NO		NO	MM
9	9 180222M1_10	Standard	12.500	1.35	9934.146	10908.416	11.384	12.6	0.5	NO		NO	MM
10	10 180222M1_11	Standard	12.500	1.33	9320.022	10589.538	11.001	12.1	-2.8	NO		NO	MM

**Compound name: 13C3-PFPeA**

Response Factor: 0.917361

RRF SD: 0.0555613, Relative SD: 6.05665

Response type: Internal Std ( Ref 56 ), Area \* ( IS Conc. / IS Area )

Curve type: RF

	# Name	Type	Std. Conc	RT	Area	IS Area	Response	Conc.	%Dev	Conc. Flag	CoD	CoD Flag	x=excluded
1	1 180222M1_2	Standard	12.500	2.29	14206.814	13991.317	12.693	13.8	10.7	NO		NO	bb
2	2 180222M1_3	Standard	12.500	2.29	14729.808	15486.483	11.889	13.0	3.7	NO		NO	bb
3	3 180222M1_4	Standard	12.500	2.29	12512.225	14836.779	10.542	11.5	-8.1	NO		NO	bb
4	4 180222M1_5	Standard	12.500	2.29	14225.736	15957.438	11.143	12.1	-2.8	NO		NO	bb
5	5 180222M1_6	Standard	12.500	2.29	14250.701	15627.077	11.399	12.4	-0.6	NO		NO	MM
6	6 180222M1_7	Standard	12.500	2.29	12889.806	15404.287	10.460	11.4	-8.8	NO		NO	bb
7	7 180222M1_8	Standard	12.500	2.29	12502.019	13523.849	11.556	12.6	0.8	NO		NO	MM
8	8 180222M1_9	Standard	12.500	2.29	12194.641	13106.173	11.631	12.7	1.4	NO		NO	bb
9	9 180222M1_10	Standard	12.500	2.29	11602.894	13005.187	11.152	12.2	-2.7	NO		NO	bb
10	10 180222M1_11	Standard	12.500	2.27	11238.997	11509.353	12.206	13.3	6.4	NO		NO	bb

Dataset: F:\Projects\PFAS.PRO\Results\180222M1\180222M1-CRV.qld

Last Altered: Friday, February 23, 2018 10:36:15 Pacific Standard Time

Printed: Friday, February 23, 2018 10:36:29 Pacific Standard Time

**Compound name: 13C3-PFBS**

Response Factor: 0.120153

RRF SD: 0.00683294, Relative SD: 5.68689

Response type: Internal Std ( Ref 56 ), Area \* ( IS Conc. / IS Area )

Curve type: RF

	# Name	Type	Std. Conc	RT	Area	IS Area	Response	Conc.	%Dev	Conc. Flag	CoD	CoD Flag	x=excluded
1	1 180222M1_2	Standard	12.500	2.56	1817.595	13991.317	1.624	13.5	8.1	NO		NO	bb
2	2 180222M1_3	Standard	12.500	2.57	1948.211	15486.483	1.573	13.1	4.7	NO		NO	bb
3	3 180222M1_4	Standard	12.500	2.57	1663.478	14836.779	1.401	11.7	-6.7	NO		NO	bb
4	4 180222M1_5	Standard	12.500	2.56	1899.979	15957.438	1.488	12.4	-0.9	NO		NO	bb
5	5 180222M1_6	Standard	12.500	2.56	1907.371	15627.077	1.526	12.7	1.6	NO		NO	bb
6	6 180222M1_7	Standard	12.500	2.57	1751.384	15404.287	1.421	11.8	-5.4	NO		NO	bb
7	7 180222M1_8	Standard	12.500	2.57	1623.573	13523.849	1.501	12.5	-0.1	NO		NO	bb
8	8 180222M1_9	Standard	12.500	2.57	1615.343	13106.173	1.541	12.8	2.6	NO		NO	bb
9	9 180222M1_10	Standard	12.500	2.57	1415.086	13005.187	1.360	11.3	-9.4	NO		NO	bb
10	10 180222M1_11	Standard	12.500	2.54	1459.037	11509.353	1.585	13.2	5.5	NO		NO	bb

**Compound name: 13C2-PFHxA**

Response Factor: 0.759932

RRF SD: 0.0665259, Relative SD: 8.75419

Response type: Internal Std ( Ref 56 ), Area \* ( IS Conc. / IS Area )

Curve type: RF

	# Name	Type	Std. Conc	RT	Area	IS Area	Response	Conc.	%Dev	Conc. Flag	CoD	CoD Flag	x=excluded
1	1 180222M1_2	Standard	5.000	3.06	4669.375	13991.317	4.172	5.5	9.8	NO		NO	bb
2	2 180222M1_3	Standard	5.000	3.06	4884.346	15486.483	3.942	5.2	3.8	NO		NO	bb
3	3 180222M1_4	Standard	5.000	3.06	4133.719	14836.779	3.483	4.6	-8.3	NO		NO	bb
4	4 180222M1_5	Standard	5.000	3.06	4549.238	15957.438	3.564	4.7	-6.2	NO		NO	bb
5	5 180222M1_6	Standard	5.000	3.06	4399.838	15627.077	3.519	4.6	-7.4	NO		NO	bb
6	6 180222M1_7	Standard	5.000	3.06	4051.215	15404.287	3.287	4.3	-13.5	NO		NO	bb
7	7 180222M1_8	Standard	5.000	3.06	4169.112	13523.849	3.853	5.1	1.4	NO		NO	bb
8	8 180222M1_9	Standard	5.000	3.06	4248.061	13106.173	4.052	5.3	6.6	NO		NO	bb
9	9 180222M1_10	Standard	5.000	3.06	3955.435	13005.187	3.802	5.0	0.1	NO		NO	bb
10	10 180222M1_11	Standard	5.000	3.04	3980.028	11509.353	4.323	5.7	13.8	NO		NO	bb



Dataset: F:\Projects\PFAS.PRO\Results\180222M1\180222M1-CRV.qld

Last Altered: Friday, February 23, 2018 10:36:15 Pacific Standard Time

Printed: Friday, February 23, 2018 10:36:29 Pacific Standard Time

**Compound name: 13C4-PFHpA**

Response Factor: 0.729369

RRF SD: 0.0761332, Relative SD: 10.4382

Response type: Internal Std ( Ref 56 ), Area \* ( IS Conc. / IS Area )

Curve type: RF

	# Name	Type	Std. Conc	RT	Area	IS Area	Response	Conc.	%Dev	Conc. Flag	CoD	CoD Flag	x=excluded
1	1 180222M1_2	Standard	12.500	3.67	11823.153	13991.317	10.563	14.5	15.9	NO		NO	bb
2	2 180222M1_3	Standard	12.500	3.67	11998.208	15486.483	9.684	13.3	6.2	NO		NO	bb
3	3 180222M1_4	Standard	12.500	3.68	10515.109	14836.779	8.859	12.1	-2.8	NO		NO	bb
4	4 180222M1_5	Standard	12.500	3.67	10325.150	15957.438	8.088	11.1	-11.3	NO		NO	bb
5	5 180222M1_6	Standard	12.500	3.67	12807.133	15627.077	10.244	14.0	12.4	NO		NO	bb
6	6 180222M1_7	Standard	12.500	3.67	10178.368	15404.287	8.259	11.3	-9.4	NO		NO	bb
7	7 180222M1_8	Standard	12.500	3.68	9248.684	13523.849	8.548	11.7	-6.2	NO		NO	bb
8	8 180222M1_9	Standard	12.500	3.68	9081.999	13106.173	8.662	11.9	-5.0	NO		NO	bb
9	9 180222M1_10	Standard	12.500	3.68	8440.382	13005.187	8.113	11.1	-11.0	NO		NO	bb
10	10 180222M1_11	Standard	12.500	3.65	9345.666	11509.353	10.150	13.9	11.3	NO		NO	bb

**Compound name: 18O2-PFHxS**

Response Factor: 0.366943

RRF SD: 0.0170381, Relative SD: 4.64326

Response type: Internal Std ( Ref 57 ), Area \* ( IS Conc. / IS Area )

Curve type: RF

	# Name	Type	Std. Conc	RT	Area	IS Area	Response	Conc.	%Dev	Conc. Flag	CoD	CoD Flag	x=excluded
1	1 180222M1_2	Standard	12.500	3.82	1262.195	3679.315	4.288	11.7	-6.5	NO		NO	bb
2	2 180222M1_3	Standard	12.500	3.82	1319.885	3630.667	4.544	12.4	-0.9	NO		NO	bb
3	3 180222M1_4	Standard	12.500	3.82	1311.775	3289.663	4.984	13.6	8.7	NO		NO	bb
4	4 180222M1_5	Standard	12.500	3.82	1325.347	3629.762	4.564	12.4	-0.5	NO		NO	bb
5	5 180222M1_6	Standard	12.500	3.82	1326.526	3559.807	4.658	12.7	1.6	NO		NO	bb
6	6 180222M1_7	Standard	12.500	3.82	1300.987	3591.138	4.528	12.3	-1.3	NO		NO	bb
7	7 180222M1_8	Standard	12.500	3.82	1295.776	3709.736	4.366	11.9	-4.8	NO		NO	bb
8	8 180222M1_9	Standard	12.500	3.82	1091.735	3102.411	4.399	12.0	-4.1	NO		NO	bb
9	9 180222M1_10	Standard	12.500	3.83	1153.918	3035.770	4.751	12.9	3.6	NO		NO	bb
10	10 180222M1_11	Standard	12.500	3.80	1027.413	2684.385	4.784	13.0	4.3	NO		NO	bb

Vista Analytical Laboratory

Dataset: F:\Projects\PFAS.PRO\Results\180222M1\180222M1-CRV.qld

Last Altered: Friday, February 23, 2018 10:36:15 Pacific Standard Time

Printed: Friday, February 23, 2018 10:36:29 Pacific Standard Time

**Compound name: 13C2-PFOA**

Response Factor: 1.22541

RRF SD: 0.0637426, Relative SD: 5.20176

Response type: Internal Std ( Ref 58 ), Area \* ( IS Conc. / IS Area )

Curve type: RF

	# Name	Type	Std. Conc	RT	Area	IS Area	Response	Conc.	%Dev	Conc. Flag	CoD	CoD Flag	x=excluded
1	1 180222M1_2	Standard	12.500	4.19	17944.939	13200.970	16.992	13.9	10.9	NO		NO	bb
2	2 180222M1_3	Standard	12.500	4.19	17006.742	14398.293	14.765	12.0	-3.6	NO		NO	bb
3	3 180222M1_4	Standard	12.500	4.19	17178.453	15144.801	14.179	11.6	-7.4	NO		NO	bb
4	4 180222M1_5	Standard	12.500	4.19	16629.834	13472.916	15.429	12.6	0.7	NO		NO	bb
5	5 180222M1_6	Standard	12.500	4.19	18049.520	15208.535	14.835	12.1	-3.2	NO		NO	bb
6	6 180222M1_7	Standard	12.500	4.19	16676.320	13357.269	15.606	12.7	1.9	NO		NO	bb
7	7 180222M1_8	Standard	12.500	4.19	13359.561	10679.171	15.637	12.8	2.1	NO		NO	bb
8	8 180222M1_9	Standard	12.500	4.20	13652.816	11471.212	14.877	12.1	-2.9	NO		NO	bb
9	9 180222M1_10	Standard	12.500	4.19	12169.198	10240.261	14.855	12.1	-3.0	NO		NO	bb
10	10 180222M1_11	Standard	12.500	4.17	12856.672	10043.427	16.001	13.1	4.5	NO		NO	bb

**Compound name: 13C5-PFNA**

Response Factor: 0.936109

RRF SD: 0.0896606, Relative SD: 9.578

Response type: Internal Std ( Ref 59 ), Area \* ( IS Conc. / IS Area )

Curve type: RF

	# Name	Type	Std. Conc	RT	Area	IS Area	Response	Conc.	%Dev	Conc. Flag	CoD	CoD Flag	x=excluded
1	1 180222M1_2	Standard	12.500	4.62	13277.607	13347.633	12.434	13.3	6.3	NO		NO	bb
2	2 180222M1_3	Standard	12.500	4.62	14292.120	15033.564	11.884	12.7	1.6	NO		NO	bb
3	3 180222M1_4	Standard	12.500	4.62	12607.691	14910.917	10.569	11.3	-9.7	NO		NO	bb
4	4 180222M1_5	Standard	12.500	4.62	12413.160	15377.157	10.091	10.8	-13.8	NO		NO	bb
5	5 180222M1_6	Standard	12.500	4.62	13186.753	12795.292	12.882	13.8	10.1	NO		NO	bb
6	6 180222M1_7	Standard	12.500	4.62	12105.486	11971.068	12.640	13.5	8.0	NO		NO	bb
7	7 180222M1_8	Standard	12.500	4.62	13098.668	12815.752	12.776	13.6	9.2	NO		NO	bb
8	8 180222M1_9	Standard	12.500	4.62	11894.622	12846.183	11.574	12.4	-1.1	NO		NO	bd
9	9 180222M1_10	Standard	12.500	4.62	9509.790	9718.993	12.231	13.1	4.5	NO		NO	bb
10	10 180222M1_11	Standard	12.500	4.60	9589.233	12068.340	9.932	10.6	-15.1	NO		NO	bb

Dataset: F:\Projects\PFAS.PRO\Results\180222M1\180222M1-CRV.qld

Last Altered: Friday, February 23, 2018 10:36:15 Pacific Standard Time

Printed: Friday, February 23, 2018 10:36:29 Pacific Standard Time

**Compound name: 13C8-PFOSA**

Response Factor: 0.235135

RRF SD: 0.0369776, Relative SD: 15.7261

Response type: Internal Std ( Ref 62 ), Area \* ( IS Conc. / IS Area )

Curve type: RF

	# Name	Type	Std. Conc	RT	Area	IS Area	Response	Conc.	%Dev	Conc. Flag	CoD	CoD Flag	x=excluded
1	1 180222M1_2	Standard	12.500	4.69	3429.842	16145.907	2.655	11.3	-9.7	NO		NO	bb
2	2 180222M1_3	Standard	12.500	4.68	3738.259	18390.801	2.541	10.8	-13.6	NO		NO	bb
3	3 180222M1_4	Standard	12.500	4.69	3462.172	17368.559	2.492	10.6	-15.2	NO		NO	bb
4	4 180222M1_5	Standard	12.500	4.68	4102.060	16355.145	3.135	13.3	6.7	NO		NO	bb
5	5 180222M1_6	Standard	12.500	4.68	3656.603	15126.661	3.022	12.9	2.8	NO		NO	bb
6	6 180222M1_7	Standard	12.500	4.68	3653.474	13362.030	3.418	14.5	16.3	NO		NO	bb
7	7 180222M1_8	Standard	12.500	4.69	3173.492	16120.559	2.461	10.5	-16.3	NO		NO	bb
8	8 180222M1_9	Standard	12.500	4.69	3089.295	14787.388	2.611	11.1	-11.2	NO		NO	bb
9	9 180222M1_10	Standard	12.500	4.69	3108.662	12029.236	3.230	13.7	9.9	NO		NO	bb
10	10 180222M1_11	Standard	12.500	4.66	3083.772	10072.729	3.827	16.3	30.2	NO		NO	bb

**Compound name: 13C8-PFOS**

Response Factor: 1.01826

RRF SD: 0.0989987, Relative SD: 9.7223

Response type: Internal Std ( Ref 60 ), Area \* ( IS Conc. / IS Area )

Curve type: RF

	# Name	Type	Std. Conc	RT	Area	IS Area	Response	Conc.	%Dev	Conc. Flag	CoD	CoD Flag	x=excluded
1	1 180222M1_2	Standard	12.500	4.71	3319.231	3073.052	13.501	13.3	6.1	NO		NO	bb
2	2 180222M1_3	Standard	12.500	4.70	4027.250	3202.006	15.722	15.4	23.5	NO		NO	bb
3	3 180222M1_4	Standard	12.500	4.70	3634.642	3739.002	12.151	11.9	-4.5	NO		NO	bb
4	4 180222M1_5	Standard	12.500	4.70	4175.254	4413.480	11.825	11.6	-7.1	NO		NO	bb
5	5 180222M1_6	Standard	12.500	4.70	3799.208	3668.125	12.947	12.7	1.7	NO		NO	bb
6	6 180222M1_7	Standard	12.500	4.70	3222.628	3356.256	12.002	11.8	-5.7	NO		NO	bb
7	7 180222M1_8	Standard	12.500	4.70	3430.944	3239.941	13.237	13.0	4.0	NO		NO	bb
8	8 180222M1_9	Standard	12.500	4.71	3377.068	3382.600	12.480	12.3	-2.0	NO		NO	bb
9	9 180222M1_10	Standard	12.500	4.70	2795.715	2927.639	11.937	11.7	-6.2	NO		NO	bb
10	10 180222M1_11	Standard	12.500	4.68	2703.868	2943.714	11.482	11.3	-9.8	NO		NO	bb

Dataset: F:\Projects\PFAS.PRO\Results\180222M1\180222M1-CRV.qld

Last Altered: Friday, February 23, 2018 10:36:15 Pacific Standard Time

Printed: Friday, February 23, 2018 10:36:29 Pacific Standard Time

**Compound name: 13C2-PFDA**

Response Factor: 0.976782

RRF SD: 0.0972505, Relative SD: 9.95622

Response type: Internal Std ( Ref 61 ), Area \* ( IS Conc. / IS Area )

Curve type: RF

#	Name	Type	Std. Conc	RT	Area	IS Area	Response	Conc.	%Dev	Conc. Flag	CoD	CoD Flag	x=excluded
1	1 180222M1_2	Standard	12.500	4.99	14927.745	15337.642	12.166	12.5	-0.4	NO		NO	bb
2	2 180222M1_3	Standard	12.500	4.99	12711.956	13518.693	11.754	12.0	-3.7	NO		NO	bb
3	3 180222M1_4	Standard	12.500	5.00	16349.603	15141.875	13.497	13.8	10.5	NO		NO	bb
4	4 180222M1_5	Standard	12.500	4.99	13277.128	16108.587	10.303	10.5	-15.6	NO		NO	bb
5	5 180222M1_6	Standard	12.500	4.99	14430.895	13319.722	13.543	13.9	10.9	NO		NO	bb
6	6 180222M1_7	Standard	12.500	5.00	13346.175	12452.531	13.397	13.7	9.7	NO		NO	bb
7	7 180222M1_8	Standard	12.500	5.00	10725.395	12178.896	11.008	11.3	-9.8	NO		NO	bb
8	8 180222M1_9	Standard	12.500	5.00	11305.104	12896.215	10.958	11.2	-10.3	NO		NO	bb
9	9 180222M1_10	Standard	12.500	5.00	11232.784	10432.485	13.459	13.8	10.2	NO		NO	bb
10	10 180222M1_11	Standard	12.500	4.97	10871.793	11312.307	12.013	12.3	-1.6	NO		NO	bb

**Compound name: d3-N-MeFOSAA**

Response Factor: 0.404537

RRF SD: 0.0635288, Relative SD: 15.7041

Response type: Internal Std ( Ref 62 ), Area \* ( IS Conc. / IS Area )

Curve type: RF

#	Name	Type	Std. Conc	RT	Area	IS Area	Response	Conc.	%Dev	Conc. Flag	CoD	CoD Flag	x=excluded
1	1 180222M1_2	Standard	12.500	5.14	6254.457	16145.907	4.842	12.0	-4.2	NO		NO	bb
2	2 180222M1_3	Standard	12.500	5.14	5533.012	18390.801	3.761	9.3	-25.6	NO		NO	bb
3	3 180222M1_4	Standard	12.500	5.14	5599.960	17368.559	4.030	10.0	-20.3	NO		NO	bb
4	4 180222M1_5	Standard	12.500	5.14	7169.260	16355.145	5.479	13.5	8.4	NO		NO	bb
5	5 180222M1_6	Standard	12.500	5.14	6826.390	15126.661	5.641	13.9	11.6	NO		NO	bb
6	6 180222M1_7	Standard	12.500	5.14	6144.512	13362.030	5.748	14.2	13.7	NO		NO	bb
7	7 180222M1_8	Standard	12.500	5.14	5719.969	16120.559	4.435	11.0	-12.3	NO		NO	bb
8	8 180222M1_9	Standard	12.500	5.14	5722.115	14787.388	4.837	12.0	-4.3	NO		NO	bb
9	9 180222M1_10	Standard	12.500	5.14	5518.141	12029.236	5.734	14.2	13.4	NO		NO	bb
10	10 180222M1_11	Standard	12.500	5.12	4882.566	10072.729	6.059	15.0	19.8	NO		NO	bb

Dataset: F:\Projects\PFAS.PRO\Results\180222M1\180222M1-CRV.qld

Last Altered: Friday, February 23, 2018 10:36:15 Pacific Standard Time

Printed: Friday, February 23, 2018 10:36:29 Pacific Standard Time

**Compound name: d5-N-EtFOSAA**

Response Factor: 0.418639

RRF SD: 0.054569, Relative SD: 13.0349

Response type: Internal Std ( Ref 62 ), Area \* ( IS Conc. / IS Area )

Curve type: RF

	# Name	Type	Std. Conc	RT	Area	IS Area	Response	Conc.	%Dev	Conc. Flag	CoD	CoD Flag	x=excluded
1	1 180222M1_2	Standard	12.500	5.30	6639.615	16145.907	5.140	12.3	-1.8	NO		NO	bb
2	2 180222M1_3	Standard	12.500	5.30	7165.826	18390.801	4.871	11.6	-6.9	NO		NO	bb
3	3 180222M1_4	Standard	12.500	5.30	5563.278	17368.559	4.004	9.6	-23.5	NO		NO	bb
4	4 180222M1_5	Standard	12.500	5.30	7382.480	16355.145	5.642	13.5	7.8	NO		NO	bb
5	5 180222M1_6	Standard	12.500	5.30	6878.327	15126.661	5.684	13.6	8.6	NO		NO	bb
6	6 180222M1_7	Standard	12.500	5.30	6524.668	13362.030	6.104	14.6	16.6	NO		NO	bb
7	7 180222M1_8	Standard	12.500	5.30	6391.646	16120.559	4.956	11.8	-5.3	NO		NO	bb
8	8 180222M1_9	Standard	12.500	5.30	5175.490	14787.388	4.375	10.5	-16.4	NO		NO	bb
9	9 180222M1_10	Standard	12.500	5.30	5594.718	12029.236	5.814	13.9	11.1	NO		NO	bb
10	10 180222M1_11	Standard	12.500	5.27	4625.736	10072.729	5.740	13.7	9.7	NO		NO	bb

**Compound name: 13C2-PFUDa**

Response Factor: 1.04468

RRF SD: 0.117475, Relative SD: 11.2451

Response type: Internal Std ( Ref 62 ), Area \* ( IS Conc. / IS Area )

Curve type: RF

	# Name	Type	Std. Conc	RT	Area	IS Area	Response	Conc.	%Dev	Conc. Flag	CoD	CoD Flag	x=excluded
1	1 180222M1_2	Standard	12.500	5.32	16993.521	16145.907	13.156	12.6	0.7	NO		NO	bb
2	2 180222M1_3	Standard	12.500	5.32	19146.732	18390.801	13.014	12.5	-0.3	NO		NO	bb
3	3 180222M1_4	Standard	12.500	5.32	17642.141	17368.559	12.697	12.2	-2.8	NO		NO	bb
4	4 180222M1_5	Standard	12.500	5.31	15589.453	16355.145	11.915	11.4	-8.8	NO		NO	bb
5	5 180222M1_6	Standard	12.500	5.31	12759.659	15126.661	10.544	10.1	-19.3	NO		NO	bb
6	6 180222M1_7	Standard	12.500	5.31	16160.189	13362.030	15.118	14.5	15.8	NO		NO	bb
7	7 180222M1_8	Standard	12.500	5.31	18257.313	16120.559	14.157	13.6	8.4	NO		NO	bb
8	8 180222M1_9	Standard	12.500	5.32	13993.726	14787.388	11.829	11.3	-9.4	NO		NO	bb
9	9 180222M1_10	Standard	12.500	5.32	12451.333	12029.236	12.939	12.4	-0.9	NO		NO	bb
10	10 180222M1_11	Standard	12.500	5.29	12262.618	10072.729	15.218	14.6	16.5	NO		NO	bb

Dataset: F:\Projects\PFAS.PRO\Results\180222M1\180222M1-CRV.qld

Last Altered: Friday, February 23, 2018 10:36:15 Pacific Standard Time

Printed: Friday, February 23, 2018 10:36:29 Pacific Standard Time

**Compound name: 13C2-PFDoA**

Response Factor: 0.832204

RRF SD: 0.12798, Relative SD: 15.3785

Response type: Internal Std ( Ref 62 ), Area \* ( IS Conc. / IS Area )

Curve type: RF

	# Name	Type	Std. Conc	RT	Area	IS Area	Response	Conc.	%Dev	Conc. Flag	CoD	CoD Flag	x=excluded
1	1 180222M1_2	Standard	12.500	5.60	15079.007	16145.907	11.674	14.0	12.2	NO		NO	bb
2	2 180222M1_3	Standard	12.500	5.60	13486.563	18390.801	9.167	11.0	-11.9	NO		NO	bb
3	3 180222M1_4	Standard	12.500	5.60	14557.409	17368.559	10.477	12.6	0.7	NO		NO	bb
4	4 180222M1_5	Standard	12.500	5.60	13537.201	16355.145	10.346	12.4	-0.5	NO		NO	bb
5	5 180222M1_6	Standard	12.500	5.60	12128.355	15126.661	10.022	12.0	-3.7	NO		NO	bb
6	6 180222M1_7	Standard	12.500	5.60	12743.880	13362.030	11.922	14.3	14.6	NO		NO	bb
7	7 180222M1_8	Standard	12.500	5.60	9512.979	16120.559	7.376	8.9	-29.1	NO		NO	bb
8	8 180222M1_9	Standard	12.500	5.60	10703.066	14787.388	9.047	10.9	-13.0	NO		NO	bb
9	9 180222M1_10	Standard	12.500	5.60	10754.419	12029.236	11.175	13.4	7.4	NO		NO	bb
10	10 180222M1_11	Standard	12.500	5.57	10329.396	10072.729	12.819	15.4	23.2	NO		NO	bb

**Compound name: d3-N-MeFOSA**

Response Factor: 0.108919

RRF SD: 0.0212227, Relative SD: 19.4849

Response type: Internal Std ( Ref 62 ), Area \* ( IS Conc. / IS Area )

Curve type: RF

	# Name	Type	Std. Conc	RT	Area	IS Area	Response	Conc.	%Dev	Conc. Flag	CoD	CoD Flag	x=excluded
1	1 180222M1_2	Standard	150.000	5.77	18907.469	16145.907	14.638	134.4	-10.4	NO		NO	MM
2	2 180222M1_3	Standard	150.000	5.76	20234.535	18390.801	13.753	126.3	-15.8	NO		NO	bb
3	3 180222M1_4	Standard	150.000	5.76	19042.426	17368.559	13.705	125.8	-16.1	NO		NO	bb
4	4 180222M1_5	Standard	150.000	5.76	20009.578	16355.145	15.293	140.4	-6.4	NO		NO	MM
5	5 180222M1_6	Standard	150.000	5.76	20154.828	15126.661	16.655	152.9	1.9	NO		NO	MM
6	6 180222M1_7	Standard	150.000	5.76	18883.762	13362.030	17.666	162.2	8.1	NO		NO	bb
7	7 180222M1_8	Standard	150.000	5.76	18323.201	16120.559	14.208	130.4	-13.0	NO		NO	bb
8	8 180222M1_9	Standard	150.000	5.77	17747.182	14787.388	15.002	137.7	-8.2	NO		NO	bb
9	9 180222M1_10	Standard	150.000	5.77	17577.768	12029.236	18.266	167.7	11.8	NO		NO	MM
10	10 180222M1_11	Standard	150.000	5.73	19495.510	10072.729	24.193	222.1	48.1	NO		NO	bb

Dataset: F:\Projects\PFAS.PRO\Results\180222M1\180222M1-CRV.qld

Last Altered: Friday, February 23, 2018 10:36:15 Pacific Standard Time

Printed: Friday, February 23, 2018 10:36:29 Pacific Standard Time

**Compound name: 13C2-PFTeDA**

Response Factor: 0.313387

RRF SD: 0.0613998, Relative SD: 19.5923

Response type: Internal Std ( Ref 62 ), Area \* ( IS Conc. / IS Area )

Curve type: RF

#	Name	Type	Std. Conc	RT	Area	IS Area	Response	Conc.	%Dev	Conc. Flag	CoD	CoD Flag	x=excluded
1	1 180222M1_2	Standard	12.500	6.06	7460.025	16145.907	5.775	18.4	47.4	NO		NO	bbX
2	2 180222M1_3	Standard	12.500	6.06	4998.660	18390.801	3.398	10.8	-13.3	NO		NO	bb
3	3 180222M1_4	Standard	12.500	6.06	4056.323	17368.559	2.919	9.3	-25.5	NO		NO	bb
4	4 180222M1_5	Standard	12.500	6.06	5043.748	16355.145	3.855	12.3	-1.6	NO		NO	bb
5	5 180222M1_6	Standard	12.500	6.06	6022.521	15126.661	4.977	15.9	27.0	NO		NO	bb
6	6 180222M1_7	Standard	12.500	6.06	5221.426	13362.030	4.885	15.6	24.7	NO		NO	bb
7	7 180222M1_8	Standard	12.500	6.06	4466.387	16120.559	3.463	11.1	-11.6	NO		NO	bb
8	8 180222M1_9	Standard	12.500	6.06	4643.317	14787.388	3.925	12.5	0.2	NO		NO	bb
9	9 180222M1_10	Standard	12.500	6.06	5215.939	12029.236	5.420	17.3	38.4	NO		NO	bbX
10	10 180222M1_11	Standard	12.500	6.04	5659.100	10072.729	7.023	22.4	79.3	NO		NO	bbX

**Compound name: d5-N-ETFOSA**

Response Factor: 0.160188

RRF SD: 0.0207665, Relative SD: 12.9639

Response type: Internal Std ( Ref 62 ), Area \* ( IS Conc. / IS Area )

Curve type: RF

#	Name	Type	Std. Conc	RT	Area	IS Area	Response	Conc.	%Dev	Conc. Flag	CoD	CoD Flag	x=excluded
1	1 180222M1_2	Standard	150.000	6.16	29992.924	16145.907	23.220	145.0	-3.4	NO		NO	bb
2	2 180222M1_3	Standard	150.000	6.16	30198.594	18390.801	20.526	128.1	-14.6	NO		NO	bb
3	3 180222M1_4	Standard	150.000	6.16	29391.572	17368.559	21.153	132.1	-12.0	NO		NO	bb
4	4 180222M1_5	Standard	150.000	6.16	29982.119	16355.145	22.915	143.1	-4.6	NO		NO	bb
5	5 180222M1_6	Standard	150.000	6.16	31107.570	15126.661	25.706	160.5	7.0	NO		NO	bb
6	6 180222M1_7	Standard	150.000	6.16	28925.631	13362.030	27.060	168.9	12.6	NO		NO	MM
7	7 180222M1_8	Standard	150.000	6.16	27637.098	16120.559	21.430	133.8	-10.8	NO		NO	bb
8	8 180222M1_9	Standard	150.000	6.16	26412.686	14787.388	22.327	139.4	-7.1	NO		NO	bb
9	9 180222M1_10	Standard	150.000	6.16	24548.969	12029.236	25.510	159.2	6.2	NO		NO	bb
10	10 180222M1_11	Standard	150.000	6.14	24525.678	10072.729	30.436	190.0	26.7	NO		NO	bb

Dataset: F:\Projects\PFAS.PRO\Results\180222M1\180222M1-CRV.qld

Last Altered: Friday, February 23, 2018 10:36:15 Pacific Standard Time

Printed: Friday, February 23, 2018 10:36:29 Pacific Standard Time

**Compound name: 13C2-PFHxDA**

Response Factor: 0.648095

RRF SD: 0.124158, Relative SD: 19.1574

Response type: Internal Std ( Ref 62 ), Area \* ( IS Conc. / IS Area )

Curve type: RF

	# Name	Type	Std. Conc	RT	Area	IS Area	Response	Conc.	%Dev	Conc. Flag	CoD	CoD Flag	x=excluded
1	1 180222M1_2	Standard	5.000	6.41	5452.339	16145.907	4.221	6.5	30.3	NO		NO	bb
2	2 180222M1_3	Standard	5.000	6.40	4064.112	18390.801	2.762	4.3	-14.8	NO		NO	bb
3	3 180222M1_4	Standard	5.000	6.40	3696.312	17368.559	2.660	4.1	-17.9	NO		NO	bb
4	4 180222M1_5	Standard	5.000	6.40	3653.368	16355.145	2.792	4.3	-13.8	NO		NO	bb
5	5 180222M1_6	Standard	5.000	6.40	4089.813	15126.661	3.380	5.2	4.3	NO		NO	bb
6	6 180222M1_7	Standard	5.000	6.40	4345.105	13362.030	4.065	6.3	25.4	NO		NO	bb
7	7 180222M1_8	Standard	5.000	6.40	3515.342	16120.559	2.726	4.2	-15.9	NO		NO	bb
8	8 180222M1_9	Standard	5.000	6.41	3924.739	14787.388	3.318	5.1	2.4	NO		NO	bb
9	9 180222M1_10	Standard	5.000	6.40	4122.530	12029.236	4.284	6.6	32.2	NO		NO	bbX
10	10 180222M1_11	Standard	5.000	6.39	5002.023	10072.729	6.207	9.6	91.6	NO		NO	bbX

**Compound name: d7-N-MeFOSE**

Response Factor: 0.149607

RRF SD: 0.0281233, Relative SD: 18.7981

Response type: Internal Std ( Ref 62 ), Area \* ( IS Conc. / IS Area )

Curve type: RF

	# Name	Type	Std. Conc	RT	Area	IS Area	Response	Conc.	%Dev	Conc. Flag	CoD	CoD Flag	x=excluded
1	1 180222M1_2	Standard	150.000	6.28	28753.836	16145.907	22.261	148.8	-0.8	NO		NO	bb
2	2 180222M1_3	Standard	150.000	6.28	30159.326	18390.801	20.499	137.0	-8.7	NO		NO	bb
3	3 180222M1_4	Standard	150.000	6.29	25841.850	17368.559	18.598	124.3	-17.1	NO		NO	bb
4	4 180222M1_5	Standard	150.000	6.28	28586.740	16355.145	21.848	146.0	-2.6	NO		NO	bb
5	5 180222M1_6	Standard	150.000	6.28	27928.086	15126.661	23.079	154.3	2.8	NO		NO	bb
6	6 180222M1_7	Standard	150.000	6.28	22799.137	13362.030	21.328	142.6	-5.0	NO		NO	MM
7	7 180222M1_8	Standard	150.000	6.28	23854.432	16120.559	18.497	123.6	-17.6	NO		NO	bb
8	8 180222M1_9	Standard	150.000	6.28	24027.707	14787.388	20.311	135.8	-9.5	NO		NO	bb
9	9 180222M1_10	Standard	150.000	6.28	23958.688	12029.236	24.896	166.4	10.9	NO		NO	bb
10	10 180222M1_11	Standard	150.000	6.27	26667.246	10072.729	33.093	221.2	47.5	NO		NO	bb



Dataset: F:\Projects\PFAS.PRO\Results\180222M1\180222M1-CRV.qld

Last Altered: Friday, February 23, 2018 10:36:15 Pacific Standard Time

Printed: Friday, February 23, 2018 10:36:29 Pacific Standard Time

**Compound name: d9-N-EtFOSE**

Response Factor: 0.14177

RRF SD: 0.0146012, Relative SD: 10.2992

Response type: Internal Std ( Ref 62 ), Area \* ( IS Conc. / IS Area )

Curve type: RF

	# Name	Type	Std. Conc	RT	Area	IS Area	Response	Conc.	%Dev	Conc. Flag	CoD	CoD Flag	x=excluded
1	1 180222M1_2	Standard	150.000	6.44	24747.668	16145.907	19.159	135.1	-9.9	NO		NO	bb
2	2 180222M1_3	Standard	150.000	6.44	25896.303	18390.801	17.601	124.2	-17.2	NO		NO	bb
3	3 180222M1_4	Standard	150.000	6.43	29750.379	17368.559	21.411	151.0	0.7	NO		NO	bb
4	4 180222M1_5	Standard	150.000	6.43	28340.203	16355.145	21.660	152.8	1.9	NO		NO	bb
5	5 180222M1_6	Standard	150.000	6.43	27124.287	15126.661	22.414	158.1	5.4	NO		NO	MM
6	6 180222M1_7	Standard	150.000	6.43	21169.738	13362.030	19.804	139.7	-6.9	NO		NO	bb
7	7 180222M1_8	Standard	150.000	6.43	28014.617	16120.559	21.723	153.2	2.2	NO		NO	bb
8	8 180222M1_9	Standard	150.000	6.43	23837.748	14787.388	20.150	142.1	-5.2	NO		NO	bb
9	9 180222M1_10	Standard	150.000	6.43	22766.109	12029.236	23.657	166.9	11.2	NO		NO	MM
10	10 180222M1_11	Standard	150.000	6.42	20205.217	10072.729	25.074	176.9	17.9	NO		NO	bb

**Compound name: 13C4-PFBA**

Response Factor: 1

RRF SD: 0, Relative SD: 0

Response type: Internal Std ( Ref 55 ), Area \* ( IS Conc. / IS Area )

Curve type: RF

	# Name	Type	Std. Conc	RT	Area	IS Area	Response	Conc.	%Dev	Conc. Flag	CoD	CoD Flag	x=excluded
1	1 180222M1_2	Standard	12.500	1.34	9577.814	9577.814	12.500	12.5	0.0	NO		NO	MM
2	2 180222M1_3	Standard	12.500	1.34	10368.688	10368.688	12.500	12.5	0.0	NO		NO	MM
3	3 180222M1_4	Standard	12.500	1.34	10315.138	10315.138	12.500	12.5	0.0	NO		NO	MM
4	4 180222M1_5	Standard	12.500	1.34	10201.453	10201.453	12.500	12.5	0.0	NO		NO	MM
5	5 180222M1_6	Standard	12.500	1.33	9982.348	9982.348	12.500	12.5	0.0	NO		NO	MM
6	6 180222M1_7	Standard	12.500	1.34	9298.853	9298.853	12.500	12.5	0.0	NO		NO	MM
7	7 180222M1_8	Standard	12.500	1.34	9358.361	9358.361	12.500	12.5	0.0	NO		NO	MM
8	8 180222M1_9	Standard	12.500	1.34	9126.470	9126.470	12.500	12.5	0.0	NO		NO	MM
9	9 180222M1_10	Standard	12.500	1.35	10908.416	10908.416	12.500	12.5	0.0	NO		NO	MM
10	10 180222M1_11	Standard	12.500	1.33	10589.538	10589.538	12.500	12.5	0.0	NO		NO	MM

Dataset: F:\Projects\PFAS.PRO\Results\180222M1\180222M1-CRV.qld

Last Altered: Friday, February 23, 2018 10:36:15 Pacific Standard Time

Printed: Friday, February 23, 2018 10:36:29 Pacific Standard Time

**Compound name: 13C5-PFHxA**

Response Factor: 1

RRF SD: 7.40149e-017, Relative SD: 7.40149e-015

Response type: Internal Std ( Ref 56 ), Area \* ( IS Conc. / IS Area )

Curve type: RF

#	Name	Type	Std. Conc	RT	Area	IS Area	Response	Conc.	%Dev	Conc. Flag	CoD	CoD Flag	x=excluded
1	1 180222M1_2	Standard	12.500	3.06	13991.317	13991.317	12.500	12.5	0.0	NO		NO	bb
2	2 180222M1_3	Standard	12.500	3.06	15486.483	15486.483	12.500	12.5	0.0	NO		NO	bb
3	3 180222M1_4	Standard	12.500	3.06	14836.779	14836.779	12.500	12.5	0.0	NO		NO	bb
4	4 180222M1_5	Standard	12.500	3.05	15957.438	15957.438	12.500	12.5	0.0	NO		NO	bb
5	5 180222M1_6	Standard	12.500	3.06	15627.077	15627.077	12.500	12.5	0.0	NO		NO	bb
6	6 180222M1_7	Standard	12.500	3.06	15404.287	15404.287	12.500	12.5	0.0	NO		NO	bb
7	7 180222M1_8	Standard	12.500	3.06	13523.849	13523.849	12.500	12.5	0.0	NO		NO	bb
8	8 180222M1_9	Standard	12.500	3.06	13106.173	13106.173	12.500	12.5	0.0	NO		NO	bb
9	9 180222M1_10	Standard	12.500	3.06	13005.187	13005.187	12.500	12.5	0.0	NO		NO	bb
10	10 180222M1_11	Standard	12.500	3.04	11509.353	11509.353	12.500	12.5	0.0	NO		NO	bb

**Compound name: 13C3-PFHxS**

Response Factor: 1

RRF SD: 7.40149e-017, Relative SD: 7.40149e-015

Response type: Internal Std ( Ref 57 ), Area \* ( IS Conc. / IS Area )

Curve type: RF

#	Name	Type	Std. Conc	RT	Area	IS Area	Response	Conc.	%Dev	Conc. Flag	CoD	CoD Flag	x=excluded
1	1 180222M1_2	Standard	12.500	3.82	3679.315	3679.315	12.500	12.5	0.0	NO		NO	bb
2	2 180222M1_3	Standard	12.500	3.82	3630.667	3630.667	12.500	12.5	0.0	NO		NO	bb
3	3 180222M1_4	Standard	12.500	3.82	3289.663	3289.663	12.500	12.5	0.0	NO		NO	bb
4	4 180222M1_5	Standard	12.500	3.82	3629.762	3629.762	12.500	12.5	0.0	NO		NO	bb
5	5 180222M1_6	Standard	12.500	3.82	3559.807	3559.807	12.500	12.5	0.0	NO		NO	bb
6	6 180222M1_7	Standard	12.500	3.82	3591.138	3591.138	12.500	12.5	0.0	NO		NO	bb
7	7 180222M1_8	Standard	12.500	3.82	3709.736	3709.736	12.500	12.5	0.0	NO		NO	bb
8	8 180222M1_9	Standard	12.500	3.82	3102.411	3102.411	12.500	12.5	0.0	NO		NO	bb
9	9 180222M1_10	Standard	12.500	3.83	3035.770	3035.770	12.500	12.5	0.0	NO		NO	bb
10	10 180222M1_11	Standard	12.500	3.80	2684.385	2684.385	12.500	12.5	0.0	NO		NO	bb

Dataset: F:\Projects\PFAS.PRO\Results\180222M1\180222M1-CRV.qld

Last Altered: Friday, February 23, 2018 10:36:15 Pacific Standard Time

Printed: Friday, February 23, 2018 10:36:29 Pacific Standard Time

**Compound name: 13C8-PFOA**

Response Factor: 1

RRF SD: 8.27511e-017, Relative SD: 8.27511e-015

Response type: Internal Std ( Ref 58 ), Area \* ( IS Conc. / IS Area )

Curve type: RF

#	Name	Type	Std. Conc	RT	Area	IS Area	Response	Conc.	%Dev	Conc. Flag	CoD	CoD Flag	x=excluded
1	1 180222M1_2	Standard	12.500	4.19	13200.970	13200.970	12.500	12.5	0.0	NO		NO	bb
2	2 180222M1_3	Standard	12.500	4.19	14398.293	14398.293	12.500	12.5	0.0	NO		NO	bb
3	3 180222M1_4	Standard	12.500	4.19	15144.801	15144.801	12.500	12.5	0.0	NO		NO	bb
4	4 180222M1_5	Standard	12.500	4.19	13472.916	13472.916	12.500	12.5	0.0	NO		NO	bb
5	5 180222M1_6	Standard	12.500	4.19	15208.535	15208.535	12.500	12.5	0.0	NO		NO	bb
6	6 180222M1_7	Standard	12.500	4.19	13357.269	13357.269	12.500	12.5	0.0	NO		NO	bb
7	7 180222M1_8	Standard	12.500	4.19	10679.171	10679.171	12.500	12.5	0.0	NO		NO	bb
8	8 180222M1_9	Standard	12.500	4.19	11471.212	11471.212	12.500	12.5	0.0	NO		NO	bb
9	9 180222M1_10	Standard	12.500	4.19	10240.261	10240.261	12.500	12.5	0.0	NO		NO	bb
10	10 180222M1_11	Standard	12.500	4.16	10043.427	10043.427	12.500	12.5	0.0	NO		NO	bb

**Compound name: 13C9-PFNA**

Response Factor: 1

RRF SD: 0, Relative SD: 0

Response type: Internal Std ( Ref 59 ), Area \* ( IS Conc. / IS Area )

Curve type: RF

#	Name	Type	Std. Conc	RT	Area	IS Area	Response	Conc.	%Dev	Conc. Flag	CoD	CoD Flag	x=excluded
1	1 180222M1_2	Standard	12.500	4.62	13347.633	13347.633	12.500	12.5	0.0	NO		NO	bb
2	2 180222M1_3	Standard	12.500	4.62	15033.564	15033.564	12.500	12.5	0.0	NO		NO	bb
3	3 180222M1_4	Standard	12.500	4.62	14910.917	14910.917	12.500	12.5	0.0	NO		NO	bb
4	4 180222M1_5	Standard	12.500	4.62	15377.157	15377.157	12.500	12.5	0.0	NO		NO	bb
5	5 180222M1_6	Standard	12.500	4.62	12795.292	12795.292	12.500	12.5	0.0	NO		NO	bb
6	6 180222M1_7	Standard	12.500	4.62	11971.068	11971.068	12.500	12.5	0.0	NO		NO	bb
7	7 180222M1_8	Standard	12.500	4.62	12815.752	12815.752	12.500	12.5	0.0	NO		NO	bb
8	8 180222M1_9	Standard	12.500	4.62	12846.183	12846.183	12.500	12.5	0.0	NO		NO	bb
9	9 180222M1_10	Standard	12.500	4.62	9718.993	9718.993	12.500	12.5	0.0	NO		NO	bb
10	10 180222M1_11	Standard	12.500	4.60	12068.340	12068.340	12.500	12.5	0.0	NO		NO	bb

Dataset: F:\Projects\PFAS.PRO\Results\180222M1\180222M1-CRV.qld

Last Altered: Friday, February 23, 2018 10:36:15 Pacific Standard Time

Printed: Friday, February 23, 2018 10:36:29 Pacific Standard Time

**Compound name: 13C4-PFOS**

Response Factor: 1

RRF SD: 0, Relative SD: 0

Response type: Internal Std ( Ref 60 ), Area \* ( IS Conc. / IS Area )

Curve type: RF

#	Name	Type	Std. Conc	RT	Area	IS Area	Response	Conc.	%Dev	Conc. Flag	CoD	CoD Flag	x=excluded
1	1 180222M1_2	Standard	12.500	4.71	3073.052	3073.052	12.500	12.5	0.0	NO		NO	bb
2	2 180222M1_3	Standard	12.500	4.70	3202.006	3202.006	12.500	12.5	0.0	NO		NO	bb
3	3 180222M1_4	Standard	12.500	4.70	3739.002	3739.002	12.500	12.5	0.0	NO		NO	bb
4	4 180222M1_5	Standard	12.500	4.70	4413.480	4413.480	12.500	12.5	0.0	NO		NO	bb
5	5 180222M1_6	Standard	12.500	4.70	3668.125	3668.125	12.500	12.5	0.0	NO		NO	bb
6	6 180222M1_7	Standard	12.500	4.70	3356.256	3356.256	12.500	12.5	0.0	NO		NO	bb
7	7 180222M1_8	Standard	12.500	4.70	3239.941	3239.941	12.500	12.5	0.0	NO		NO	bb
8	8 180222M1_9	Standard	12.500	4.71	3382.600	3382.600	12.500	12.5	0.0	NO		NO	bb
9	9 180222M1_10	Standard	12.500	4.70	2927.639	2927.639	12.500	12.5	0.0	NO		NO	bb
10	10 180222M1_11	Standard	12.500	4.68	2943.714	2943.714	12.500	12.5	0.0	NO		NO	bb

**Compound name: 13C6-PFDA**

Response Factor: 1

RRF SD: 0, Relative SD: 0

Response type: Internal Std ( Ref 61 ), Area \* ( IS Conc. / IS Area )

Curve type: RF

#	Name	Type	Std. Conc	RT	Area	IS Area	Response	Conc.	%Dev	Conc. Flag	CoD	CoD Flag	x=excluded
1	1 180222M1_2	Standard	12.500	4.99	15337.642	15337.642	12.500	12.5	0.0	NO		NO	bb
2	2 180222M1_3	Standard	12.500	5.00	13518.693	13518.693	12.500	12.5	0.0	NO		NO	bb
3	3 180222M1_4	Standard	12.500	5.00	15141.875	15141.875	12.500	12.5	0.0	NO		NO	bb
4	4 180222M1_5	Standard	12.500	4.99	16108.587	16108.587	12.500	12.5	0.0	NO		NO	bb
5	5 180222M1_6	Standard	12.500	4.99	13319.722	13319.722	12.500	12.5	0.0	NO		NO	bb
6	6 180222M1_7	Standard	12.500	4.99	12452.531	12452.531	12.500	12.5	0.0	NO		NO	bb
7	7 180222M1_8	Standard	12.500	4.99	12178.896	12178.896	12.500	12.5	0.0	NO		NO	bb
8	8 180222M1_9	Standard	12.500	5.00	12896.215	12896.215	12.500	12.5	0.0	NO		NO	bb
9	9 180222M1_10	Standard	12.500	5.00	10432.485	10432.485	12.500	12.5	0.0	NO		NO	bb
10	10 180222M1_11	Standard	12.500	4.97	11312.307	11312.307	12.500	12.5	0.0	NO		NO	bb

Dataset: F:\Projects\PFAS.PRO\Results\180222M1\180222M1-CRV.qld

Last Altered: Friday, February 23, 2018 10:36:15 Pacific Standard Time

Printed: Friday, February 23, 2018 10:36:29 Pacific Standard Time

**Compound name: 13C7-PFUdA**

Response Factor: 1

RRF SD: 0, Relative SD: 0

Response type: Internal Std ( Ref 62 ), Area \* ( IS Conc. / IS Area )

Curve type: RF

	# Name	Type	Std. Conc	RT	Area	IS Area	Response	Conc.	%Dev	Conc. Flag	CoD	CoD Flag	x=excluded
1	1 180222M1_2	Standard	12.500	5.32	16145.907	16145.907	12.500	12.5	0.0	NO		NO	bb
2	2 180222M1_3	Standard	12.500	5.31	18390.801	18390.801	12.500	12.5	0.0	NO		NO	bb
3	3 180222M1_4	Standard	12.500	5.32	17368.559	17368.559	12.500	12.5	0.0	NO		NO	bb
4	4 180222M1_5	Standard	12.500	5.31	16355.145	16355.145	12.500	12.5	0.0	NO		NO	bb
5	5 180222M1_6	Standard	12.500	5.31	15126.661	15126.661	12.500	12.5	0.0	NO		NO	bb
6	6 180222M1_7	Standard	12.500	5.31	13362.030	13362.030	12.500	12.5	0.0	NO		NO	bb
7	7 180222M1_8	Standard	12.500	5.31	16120.559	16120.559	12.500	12.5	0.0	NO		NO	bb
8	8 180222M1_9	Standard	12.500	5.32	14787.388	14787.388	12.500	12.5	0.0	NO		NO	bb
9	9 180222M1_10	Standard	12.500	5.31	12029.236	12029.236	12.500	12.5	0.0	NO		NO	bb
10	10 180222M1_11	Standard	12.500	5.29	10072.729	10072.729	12.500	12.5	0.0	NO		NO	bb

Dataset: F:\Projects\PFAS.PRO\Results\180222M1\180222M1-CRV.qld

Last Altered: Friday, February 23, 2018 10:36:15 Pacific Standard Time

Printed: Friday, February 23, 2018 10:37:40 Pacific Standard Time

Method: F:\Projects\PFAS.PRO\MethDB\PFAS\_FULL\_80C\_022218.mdb 23 Feb 2018 08:58:55

Calibration: F:\Projects\PFAS.PRO\CurveDB\C18\_VAL-PFAS\_Q4\_02-22-18-FULL.cdb 23 Feb 2018 10:36:15

Name: 180222M1\_2, Date: 22-Feb-2018, Time: 14:38:45, ID: ST180222M1-1 PFC CS-2 18B0810, Description: PFC CS-2 18B0810

	# Name	IS#	CoD	CoD Flag	%RSD
1	1 PFBA	34	0.9994	NO	
2	2 PFPeA	35	0.9998	NO	
3	3 PFBS	36	0.9985	NO	
4	4 4:2 FTS	36	0.9989	NO	
5	5 PFHxA	37	0.9996	NO	
6	6 PFPeS	36	0.9935	NO	
7	7 PFHpA	38	0.9988	NO	
8	8 L-PFHxS	39	0.9990	NO	
9	10 6:2 FTS	40	0.9916	NO	
10	11 L-PFOA	40	0.9978	NO	
11	13 PFHpS	40	0.9977	NO	
12	14 PFNA	41	0.9980	NO	
13	15 PFOSA	42	0.9923	NO	
14	16 L-PFOS	43	0.9977	NO	
15	18 PFDA	44	0.9995	NO	
16	19 8:2 FTS	40	0.9962	NO	
17	20 PFNS	43	0.9994	NO	
18	21 N-MeFOSAA	45	0.9993	NO	
19	22 N-EtFOSAA	46	0.9990	NO	
20	23 PFUdA	47	0.9974	NO	
21	24 PFDS	47	0.9948	NO	
22	25 PFDoA	48	0.9902	NO	
23	26 N-MeFOSA	49	0.9916	NO	
24	27 PFTrDA	48	0.9950	NO	
25	28 PFTeDA	50	0.9988	NO	
26	29 N-EtFOSA	51	1.0000	NO	
27	30 PFHxDA	52	0.9946	NO	
28	31 PFODA	52	0.9983	NO	
29	32 N-MeFOSE	53	0.9995	NO	
30	33 N-EtFOSE	54	0.9955	NO	
31	34 13C3-PFBA	55		NO	4.568

Dataset: F:\Projects\PFAS.PRO\Results\180222M1\180222M1-CRV.qld

Last Altered: Friday, February 23, 2018 10:36:15 Pacific Standard Time

Printed: Friday, February 23, 2018 10:37:40 Pacific Standard Time

Name: 180222M1\_2, Date: 22-Feb-2018, Time: 14:38:45, ID: ST180222M1-1 PFC CS-2 18B0810, Description: PFC CS-2 18B0810

#	Name	IS#	CoD	CoD Flag	%RSD
32	35 13C3-PFPeA	56		NO	6.057
33	36 13C3-PFBS	56		NO	5.687
34	37 13C2-PFHxA	56		NO	8.754
35	38 13C4-PFHpA	56		NO	10.438
36	39 18O2-PFHxS	57		NO	4.643
37	40 13C2-PFOA	58		NO	5.202
38	41 13C5-PFNA	59		NO	9.578
39	42 13C8-PFOA	62		NO	15.726
40	43 13C8-PFOS	60		NO	9.722
41	44 13C2-PFDA	61		NO	9.956
42	45 d3-N-MeFOSAA	62		NO	15.704
43	46 d5-N-EtFOSAA	62		NO	13.035
44	47 13C2-PFUdA	62		NO	11.245
45	48 13C2-PFDoA	62		NO	15.378
46	49 d3-N-MeFOSA	62		NO	19.485
47	50 13C2-PFTeDA	62		NO	19.592
48	51 d5-N-ETFOSA	62		NO	12.964
49	52 13C2-PFHxDA	62		NO	19.157
50	53 d7-N-MeFOSE	62		NO	18.798
51	54 d9-N-EtFOSE	62		NO	10.299
52	55 13C4-PFBA	55		NO	0.000
53	56 13C5-PFHxA	56		NO	0.000
54	57 13C3-PFHxS	57		NO	0.000
55	58 13C8-PFOA	58		NO	0.000
56	59 13C9-PFNA	59		NO	0.000
57	60 13C4-PFOS	60		NO	0.000
58	61 13C6-PFDA	61		NO	0.000
59	62 13C7-PFUdA	62		NO	0.000

Dataset: Untitled

Last Altered: Friday, February 23, 2018 10:41:24 Pacific Standard Time  
Printed: Friday, February 23, 2018 10:41:35 Pacific Standard Time

Method: F:\Projects\PFAS.PRO\MethDB\PFAS\_FULL\_80C\_022218.mdb 23 Feb 2018 08:58:55  
Calibration: F:\Projects\PFAS.PRO\CurveDB\C18\_VAL-PFAS\_Q4\_02-22-18-FULL.cdb 23 Feb 2018 10:36:15

Compound name: PFBA

	Name	ID	Acq.Date	Acq.Time
1	180222M1_1	IPA	22-Feb-18	14:27:15
2	180222M1_2	ST180222M1-1 PFC CS-2 18B0810	22-Feb-18	14:38:45
3	180222M1_3	ST180222M1-2 PFC CS-1 18B0811	22-Feb-18	14:50:11
4	180222M1_4	ST180222M1-3 PFC CS0 18B0812	22-Feb-18	15:01:42
5	180222M1_5	ST180222M1-4 PFC CS1 18B0813	22-Feb-18	15:13:09
6	180222M1_6	ST180222M1-5 PFC CS2 18B0814	22-Feb-18	15:24:36
7	180222M1_7	ST180222M1-6 PFC CS3 18B0815	22-Feb-18	15:36:03
8	180222M1_8	ST180222M1-7 PFC CS4 18B0816	22-Feb-18	15:47:29
9	180222M1_9	ST180222M1-8 PFC CS5 18B0817	22-Feb-18	15:58:59
10	180222M1_10	ST180222M1-9 PFC CS6 18B0818	22-Feb-18	16:10:28
11	180222M1_11	ST180222M1-10 PFC CS7 18B0819	22-Feb-18	16:21:58
12	180222M1_12	IPA	22-Feb-18	16:33:27
13	180222M1_13	ICV180222M1-1 PFC ICV 18B0809	22-Feb-18	16:44:56
14	180222M1_14	IPA	22-Feb-18	16:56:25



Dataset: F:\Projects\PFAS.PRO\Results\180222M1\180222M1-CRV.qld

Last Altered: Friday, February 23, 2018 10:30:46 Pacific Standard Time

Printed: Friday, February 23, 2018 10:33:15 Pacific Standard Time

Method: F:\Projects\PFAS.PRO\MethDB\PFAS\_FULL\_80C\_022218.mdb 23 Feb 2018 08:58:55

Calibration: F:\Projects\PFAS.PRO\CurveDB\C18\_VAL-PFAS\_Q4\_02-22-18-FULL.cdb 23 Feb 2018 10:30:46

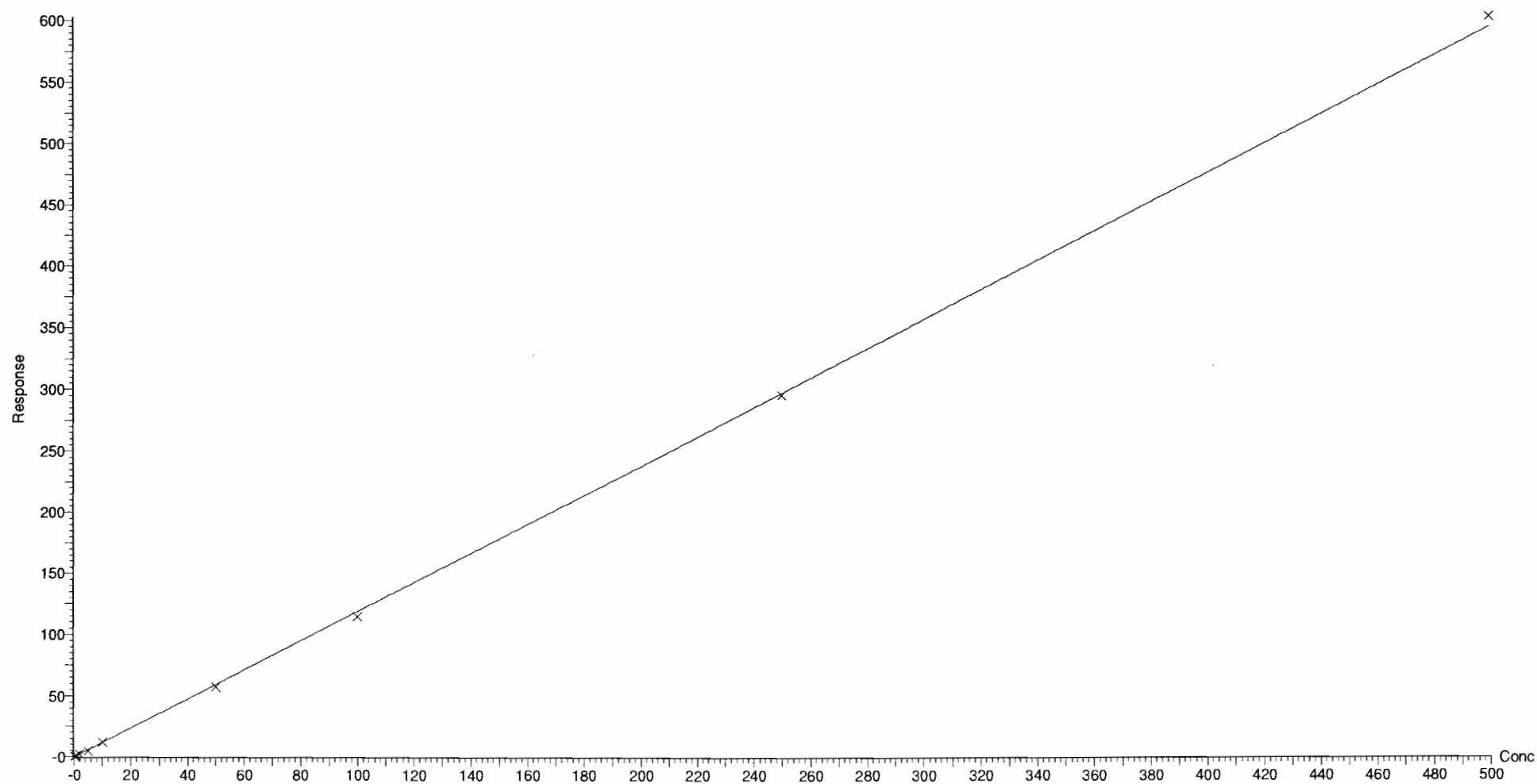
Compound name: PFBA

Correlation coefficient:  $r = 0.999695$ ,  $r^2 = 0.999391$

Calibration curve:  $1.18914 * x + -0.141393$

Response type: Internal Std ( Ref 34 ), Area \* ( IS Conc. / IS Area )

Curve type: Linear, Origin: Include, Weighting: 1/x, Axis trans: None



Dataset: F:\Projects\PFAS.PRO\Results\180222M1\180222M1-CRV.qld

Last Altered: Friday, February 23, 2018 10:30:46 Pacific Standard Time

Printed: Friday, February 23, 2018 10:33:15 Pacific Standard Time

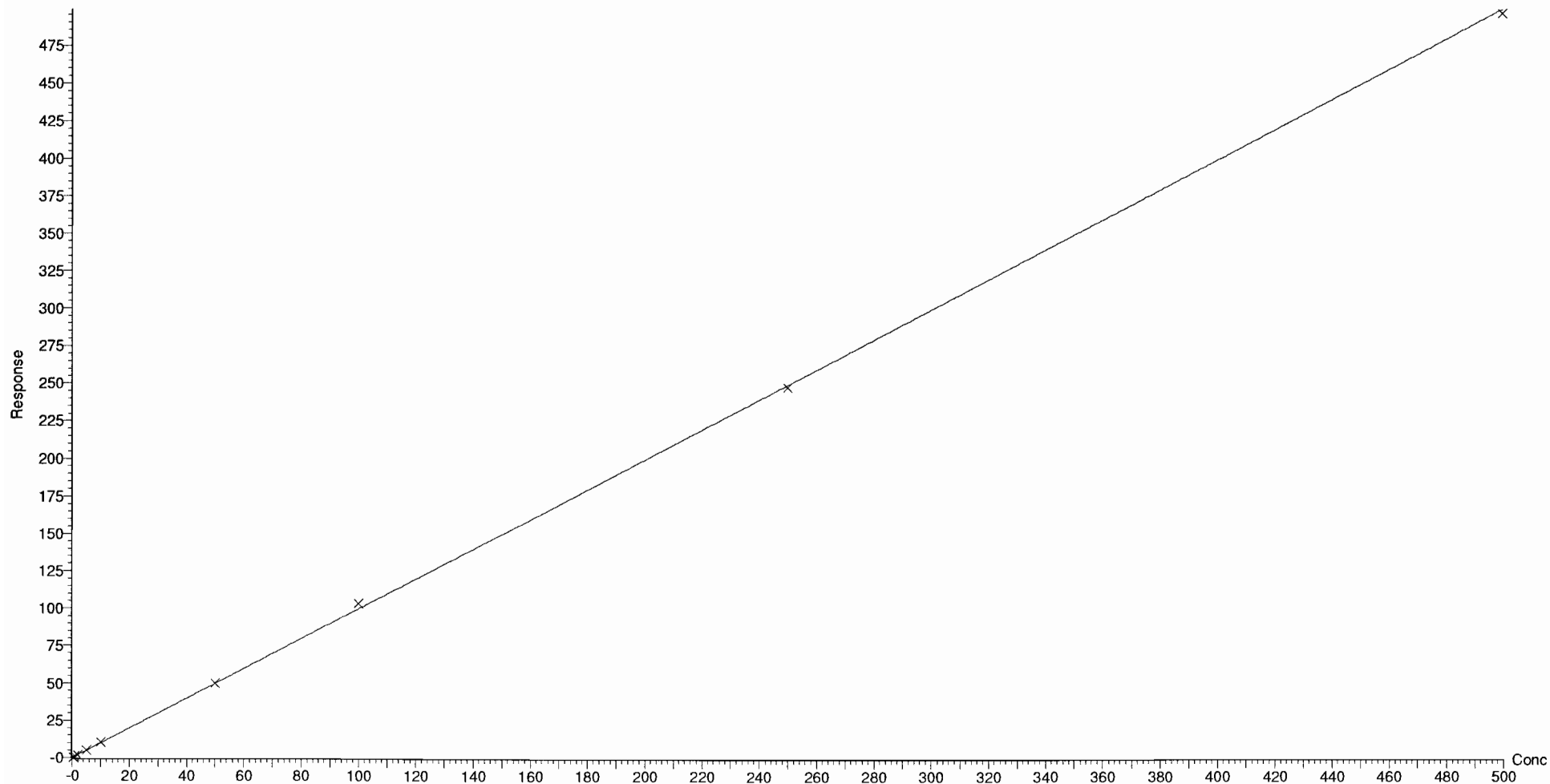
Compound name: PFPeA

Correlation coefficient:  $r = 0.999888$ ,  $r^2 = 0.999776$

Calibration curve:  $0.997744 * x + 0.0234205$

Response type: Internal Std ( Ref 35 ), Area \* ( IS Conc. / IS Area )

Curve type: Linear, Origin: Exclude, Weighting: 1/x, Axis trans: None



Dataset: F:\Projects\PFAS.PRO\Results\180222M1\180222M1-CRV.qld

Last Altered: Friday, February 23, 2018 09:51:26 Pacific Standard Time

Printed: Friday, February 23, 2018 10:11:21 Pacific Standard Time

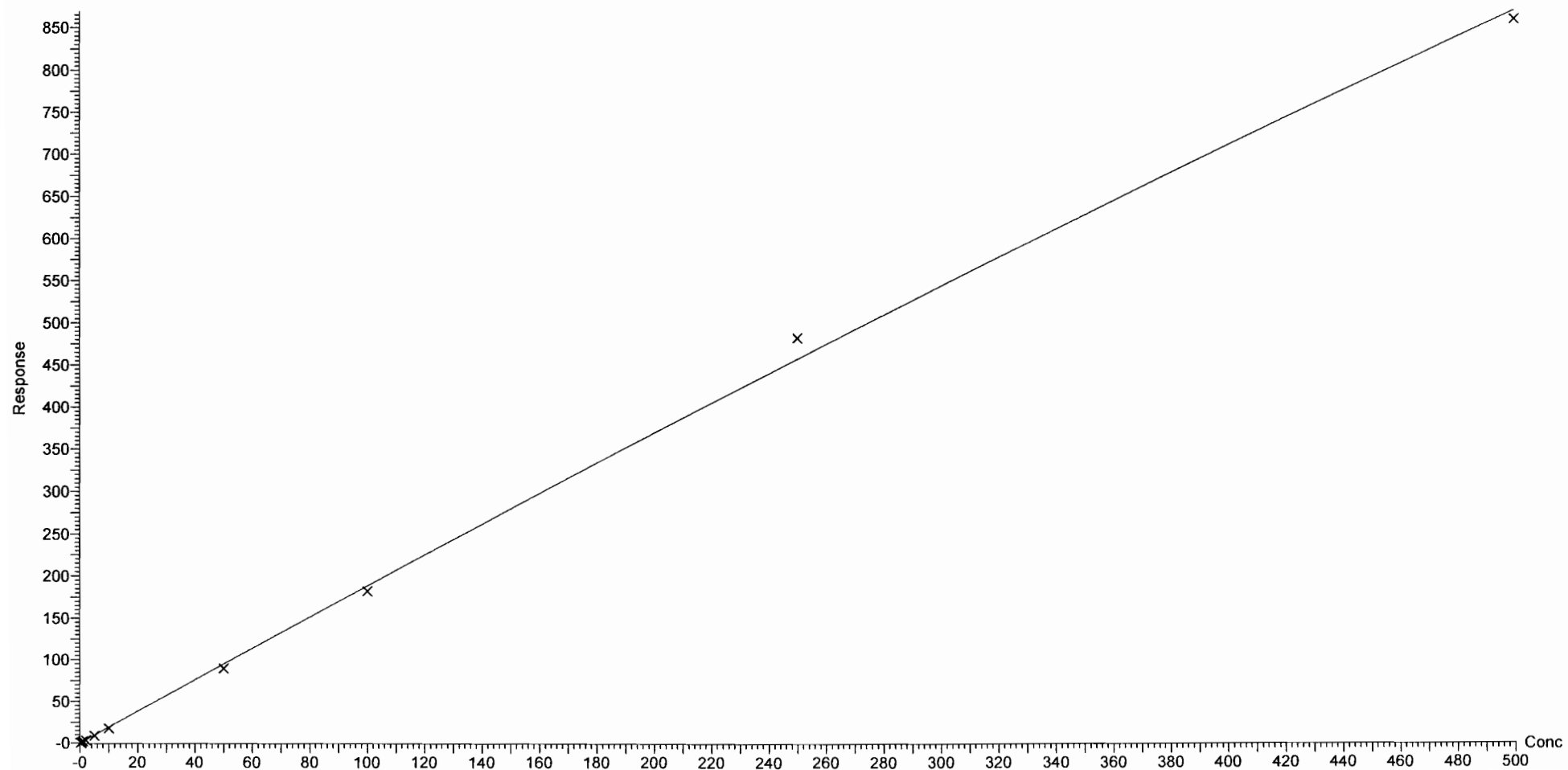
Compound name: PFBS

Coefficient of Determination:  $R^2 = 0.998539$

Calibration curve:  $-0.000367853 * x^2 + 1.92179 * x + -0.156382$

Response type: Internal Std ( Ref 36 ), Area \* ( IS Conc. / IS Area )

Curve type: 2nd Order, Origin: Exclude, Weighting: 1/x, Axis trans: None



Dataset: F:\Projects\PFAS.PRO\Results\180222M1\180222M1-CRV.qld

Last Altered: Friday, February 23, 2018 09:51:26 Pacific Standard Time

Printed: Friday, February 23, 2018 10:11:21 Pacific Standard Time

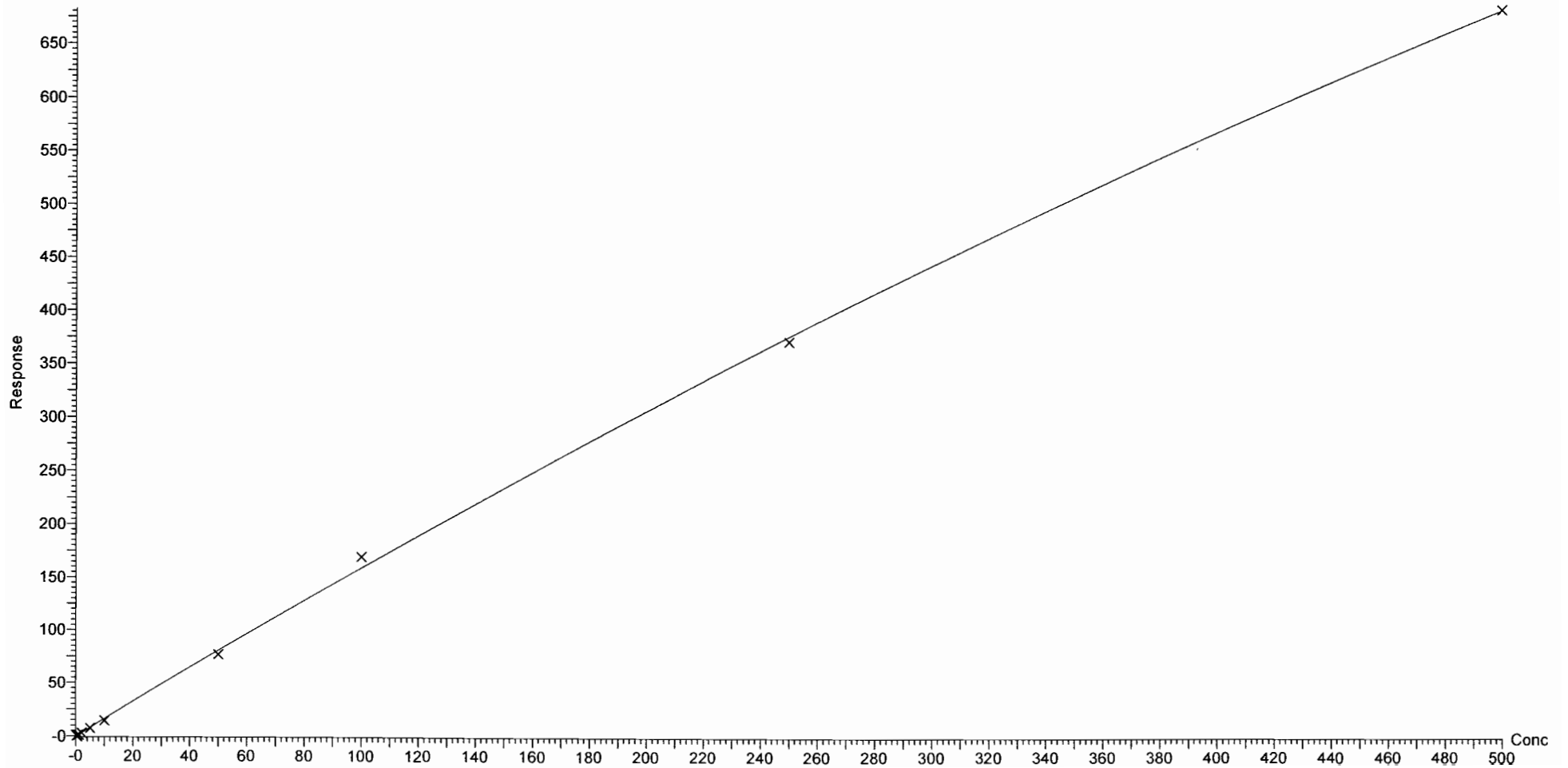
Compound name: 4:2 FTS

Coefficient of Determination:  $R^2 = 0.998891$

Calibration curve:  $-0.00056667 * x^2 + 1.64693 * x + -0.194451$

Response type: Internal Std ( Ref 36 ), Area \* ( IS Conc. / IS Area )

Curve type: 2nd Order, Origin: Exclude, Weighting: 1/x, Axis trans: None



Dataset: F:\Projects\PFAS.PRO\Results\180222M1\180222M1-CRV.qld

Last Altered: Friday, February 23, 2018 09:51:26 Pacific Standard Time

Printed: Friday, February 23, 2018 10:11:21 Pacific Standard Time

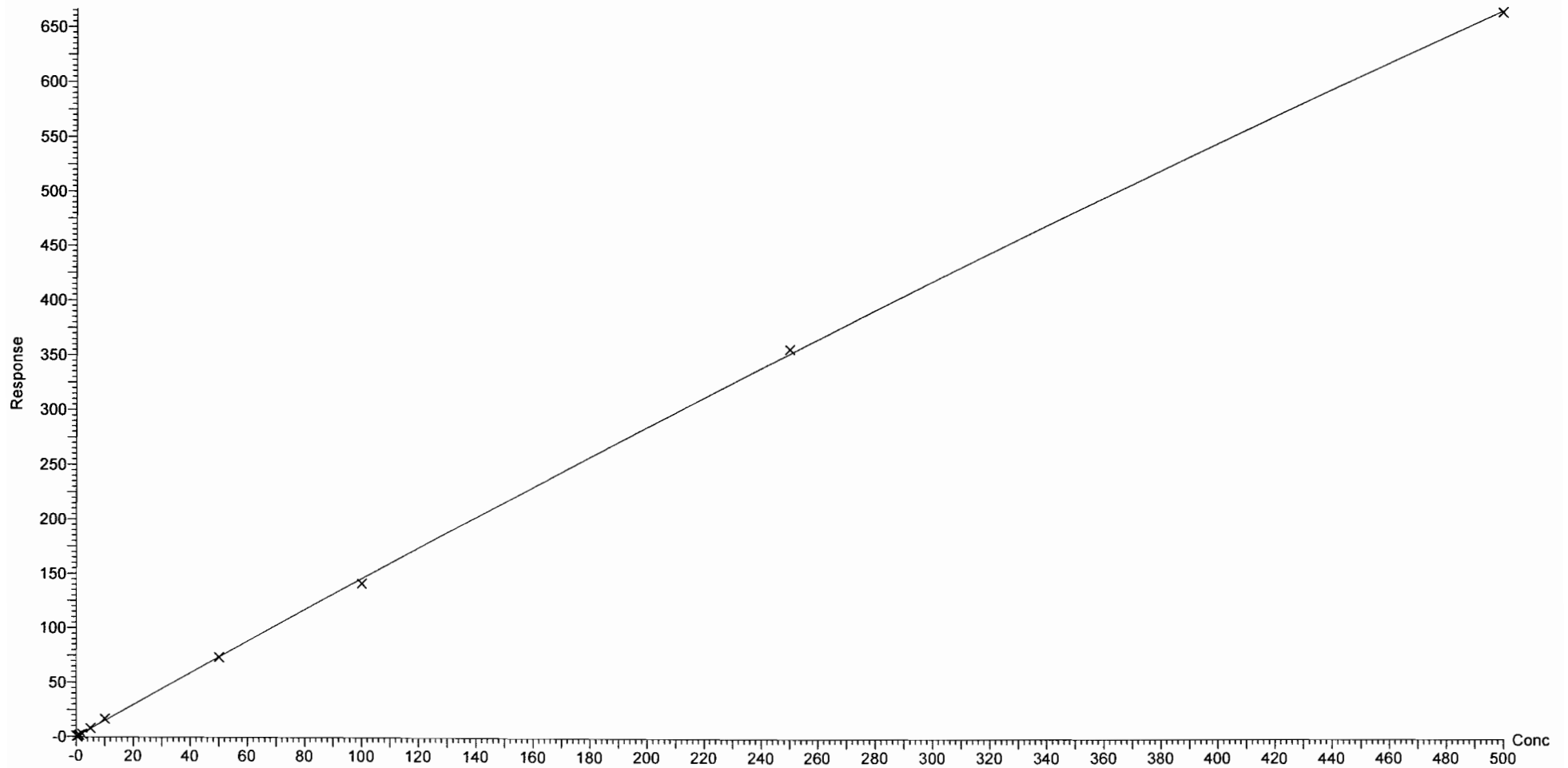
Compound name: PFHxA

Coefficient of Determination:  $R^2 = 0.999620$

Calibration curve:  $-0.000315969 * x^2 + 1.49002 * x + 0.0742201$

Response type: Internal Std ( Ref 37 ), Area \* ( IS Conc. / IS Area )

Curve type: 2nd Order, Origin: Include, Weighting: 1/x, Axis trans: None



Dataset: F:\Projects\PFAS.PRO\Results\180222M1\180222M1-CRV.qld

Last Altered: Friday, February 23, 2018 09:51:26 Pacific Standard Time

Printed: Friday, February 23, 2018 10:11:21 Pacific Standard Time

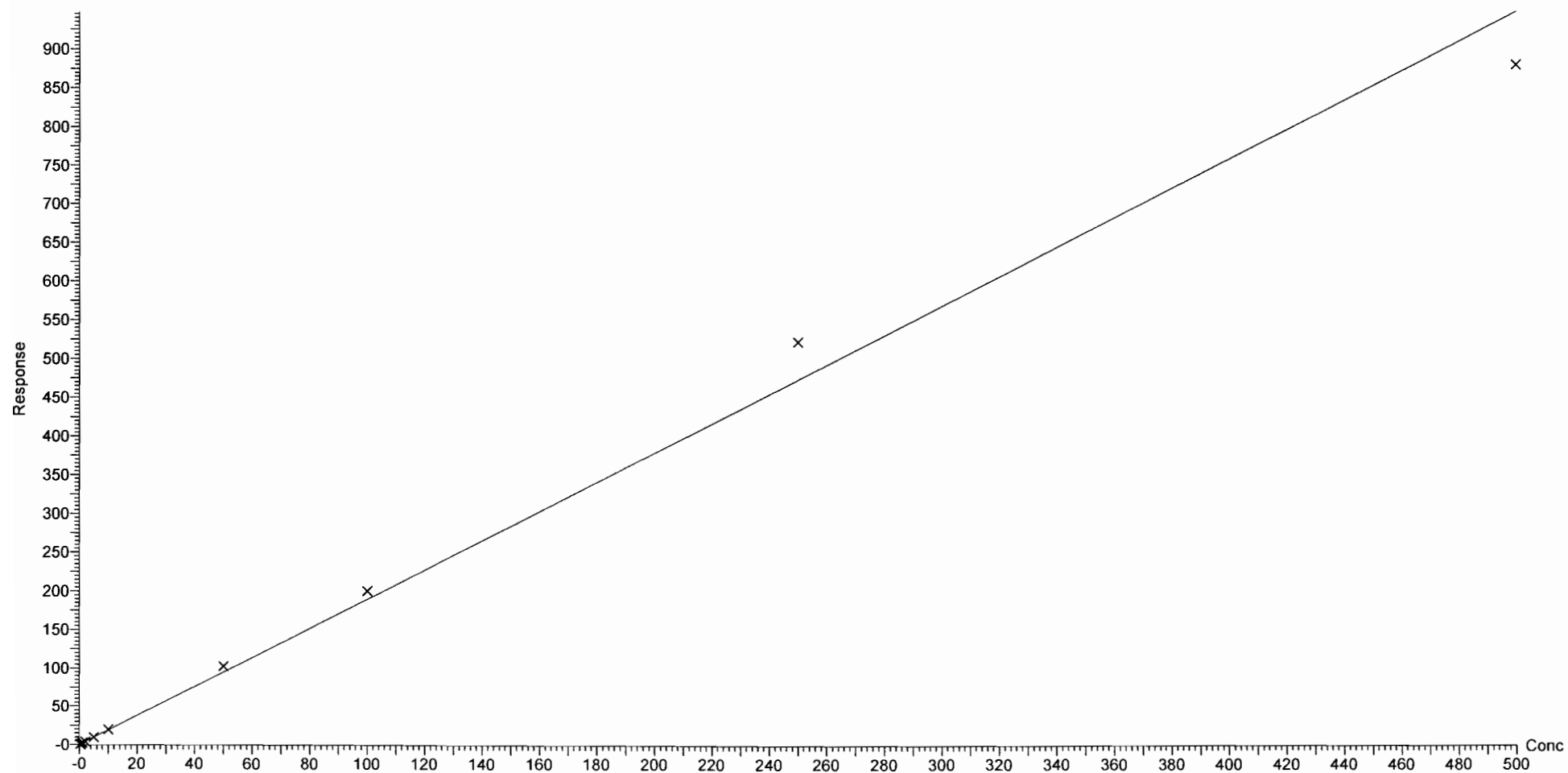
Compound name: PFPeS

Correlation coefficient:  $r = 0.996733$ ,  $r^2 = 0.993477$

Calibration curve:  $1.89494 * x + 0.00639286$

Response type: Internal Std ( Ref 36 ), Area \* ( IS Conc. / IS Area )

Curve type: Linear, Origin: Exclude, Weighting: 1/x, Axis trans: None



Dataset: F:\Projects\PFAS.PRO\Results\180222M1\180222M1-CRV.qld

Last Altered: Friday, February 23, 2018 09:51:26 Pacific Standard Time

Printed: Friday, February 23, 2018 10:11:21 Pacific Standard Time

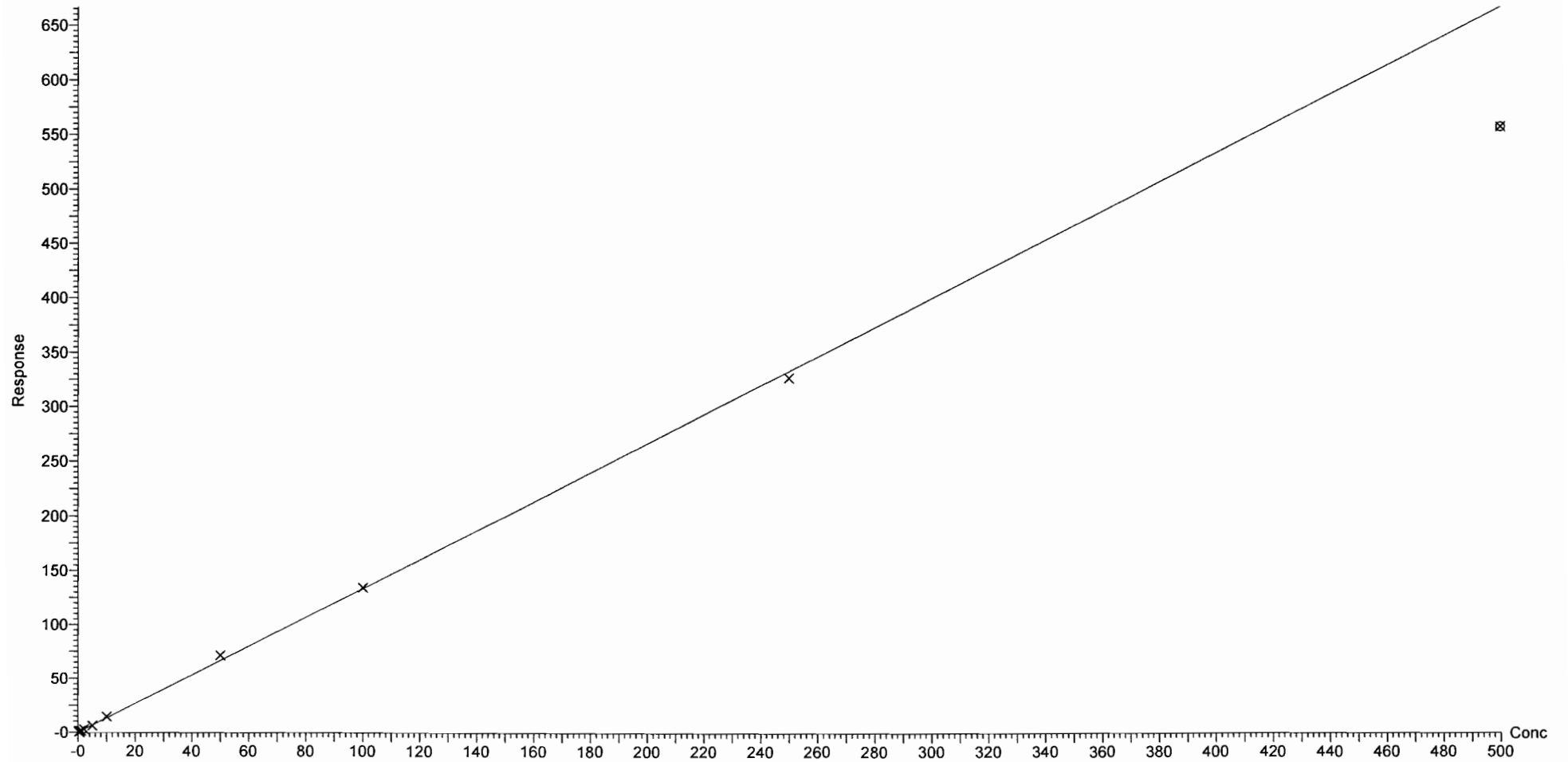
Compound name: PFHpA

Correlation coefficient:  $r = 0.999418$ ,  $r^2 = 0.998836$

Calibration curve:  $1.33271 * x + -0.00778752$

Response type: Internal Std ( Ref 38 ), Area \* ( IS Conc. / IS Area )

Curve type: Linear, Origin: Exclude, Weighting: 1/x, Axis trans: None



Dataset: F:\Projects\PFAS.PRO\Results\180222M1\180222M1-CRV.qld

Last Altered: Friday, February 23, 2018 09:51:26 Pacific Standard Time

Printed: Friday, February 23, 2018 10:11:21 Pacific Standard Time

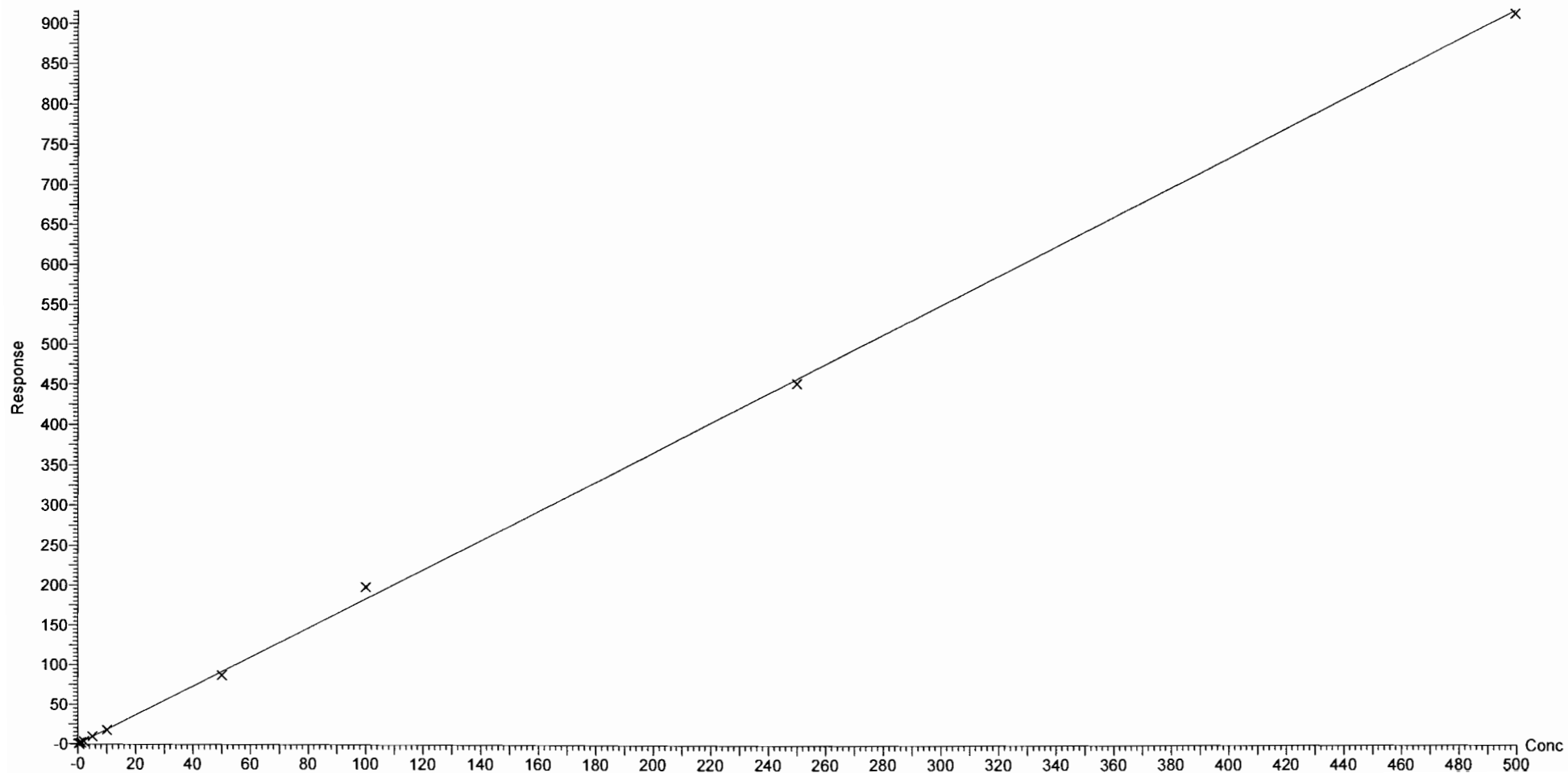
Compound name: L-PFHxS

Correlation coefficient:  $r = 0.999499$ ,  $r^2 = 0.998998$

Calibration curve:  $1.83246 * x + -0.0730267$

Response type: Internal Std ( Ref 39 ), Area \* ( IS Conc. / IS Area )

Curve type: Linear, Origin: Exclude, Weighting: 1/x, Axis trans: None





Dataset: F:\Projects\PFAS.PRO\Results\180222M1\180222M1-CRV.qld

Last Altered: Friday, February 23, 2018 09:51:26 Pacific Standard Time

Printed: Friday, February 23, 2018 10:11:21 Pacific Standard Time

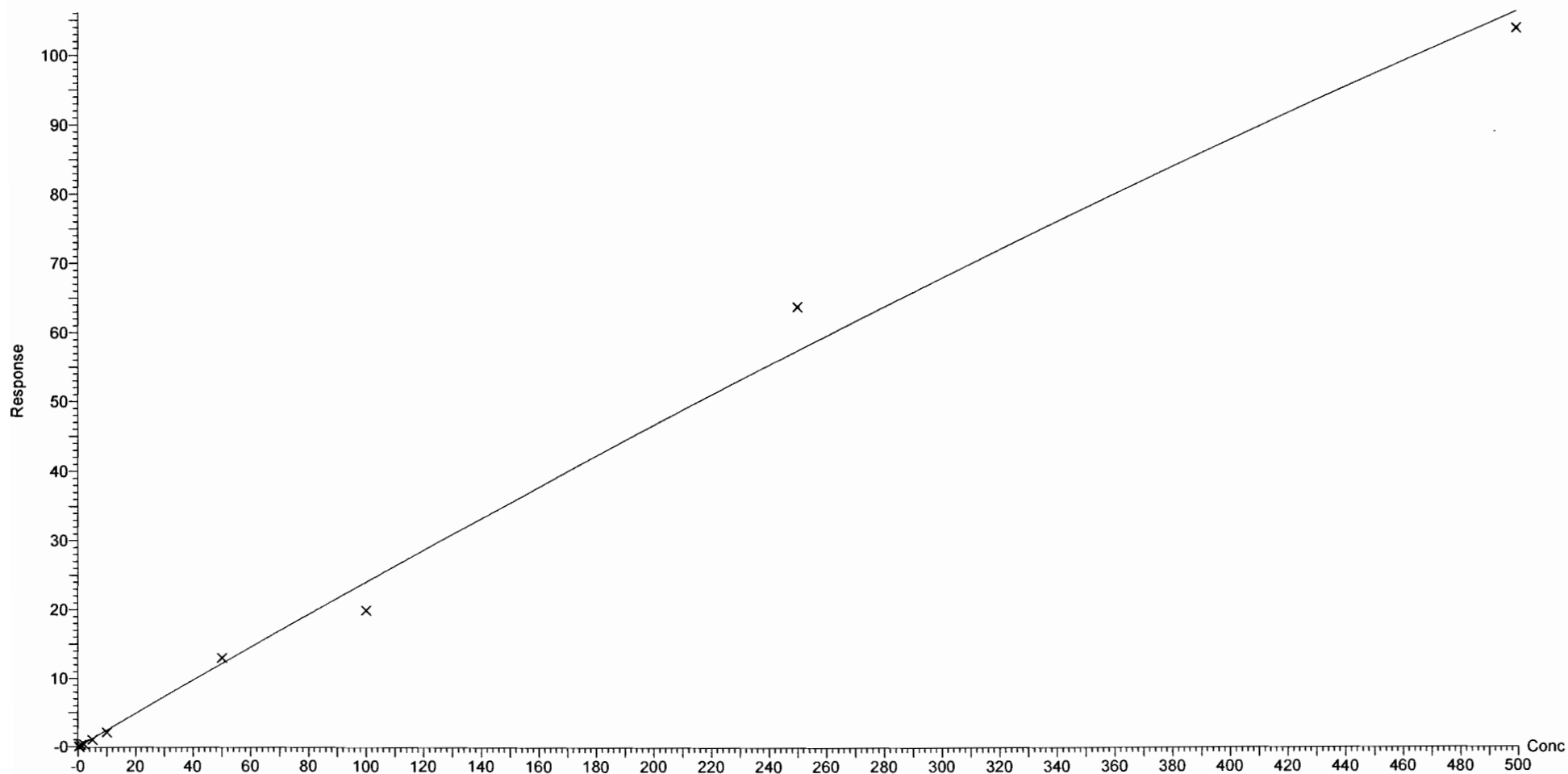
Compound name: 6:2 FTS

Coefficient of Determination:  $R^2 = 0.991583$

Calibration curve:  $-7.0472e-005 * x^2 + 0.247527 * x + -0.0238228$

Response type: Internal Std ( Ref 40 ), Area \* ( IS Conc. / IS Area )

Curve type: 2nd Order, Origin: Include, Weighting: 1/x, Axis trans: None



Dataset: F:\Projects\PFAS.PRO\Results\180222M1\180222M1-CRV.qld

Last Altered: Friday, February 23, 2018 10:57:03 Pacific Standard Time

Printed: Friday, February 23, 2018 10:57:33 Pacific Standard Time

Method: F:\Projects\PFAS.PRO\MethDB\PFAS\_FULL\_80C\_022218.mdb 23 Feb 2018 08:58:55

Calibration: F:\Projects\PFAS.PRO\CurveDB\C18\_VAL-PFAS\_Q4\_02-22-18-FULL.cdb 23 Feb 2018 10:57:03

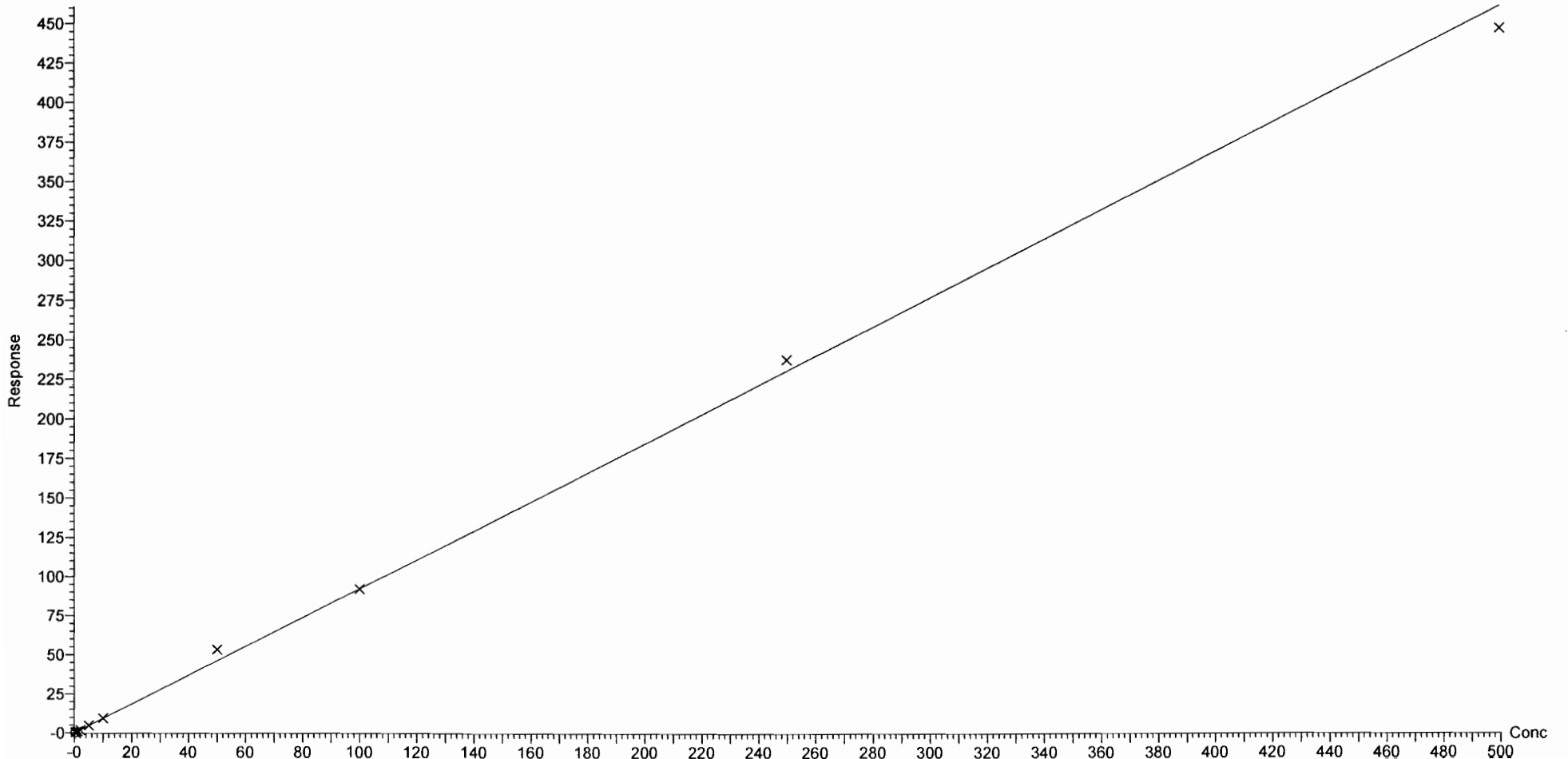
Compound name: L-PFOA

Correlation coefficient:  $r = 0.998901$ ,  $r^2 = 0.997804$

Calibration curve:  $0.921304 * x + 0.0910373$

Response type: Internal Std ( Ref 40 ), Area \* ( IS Conc. / IS Area )

Curve type: Linear, Origin: Exclude, Weighting: 1/x, Axis trans: None



Dataset: F:\Projects\PFAS.PRO\Results\180222M1\180222M1-CRV.qld

Last Altered: Friday, February 23, 2018 09:51:26 Pacific Standard Time

Printed: Friday, February 23, 2018 10:11:21 Pacific Standard Time

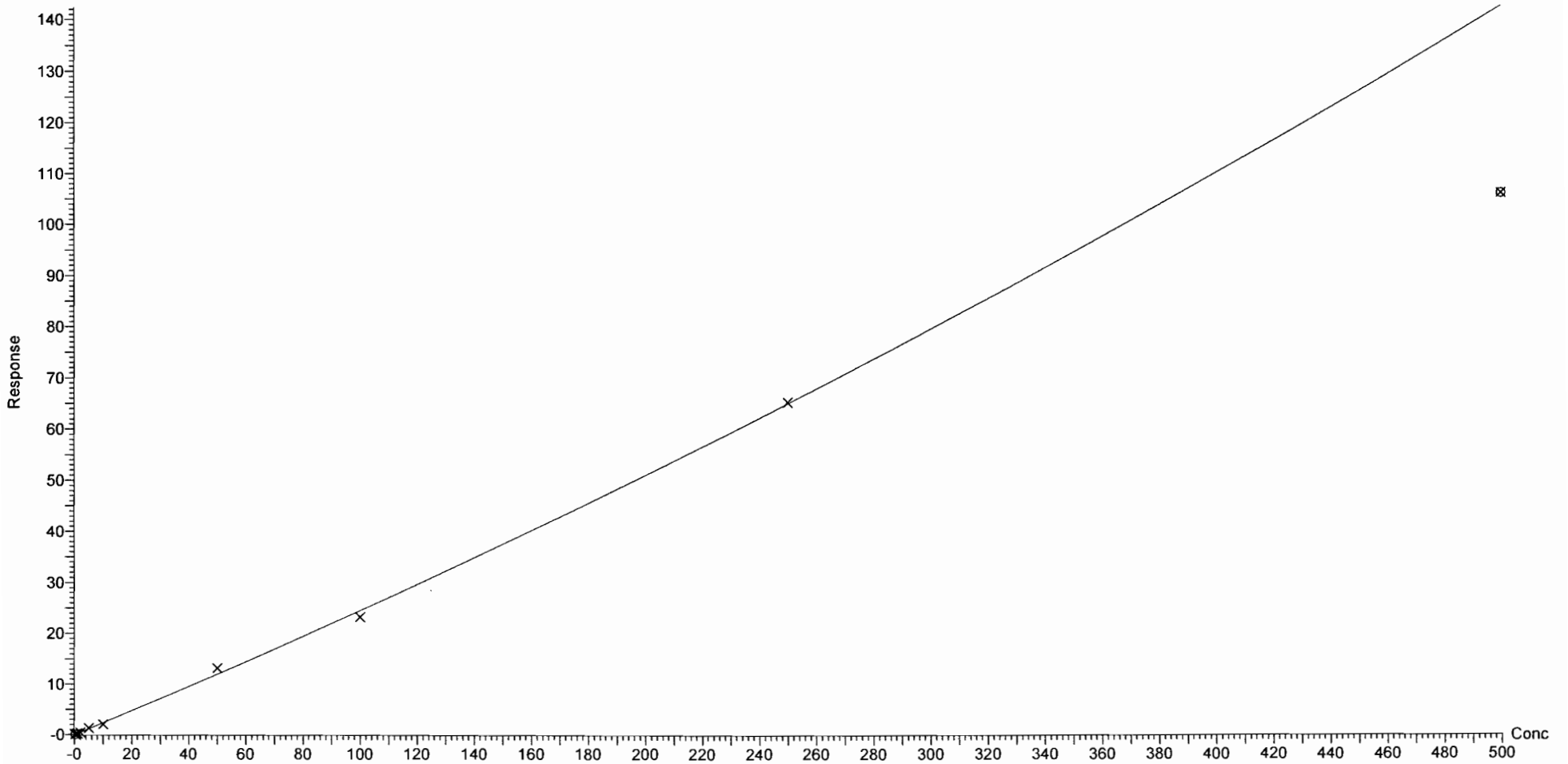
Compound name: PFHpS

Coefficient of Determination:  $R^2 = 0.997683$

Calibration curve:  $9.83357e-005 * x^2 + 0.23555 * x + -0.036113$

Response type: Internal Std ( Ref 40 ), Area \* ( IS Conc. / IS Area )

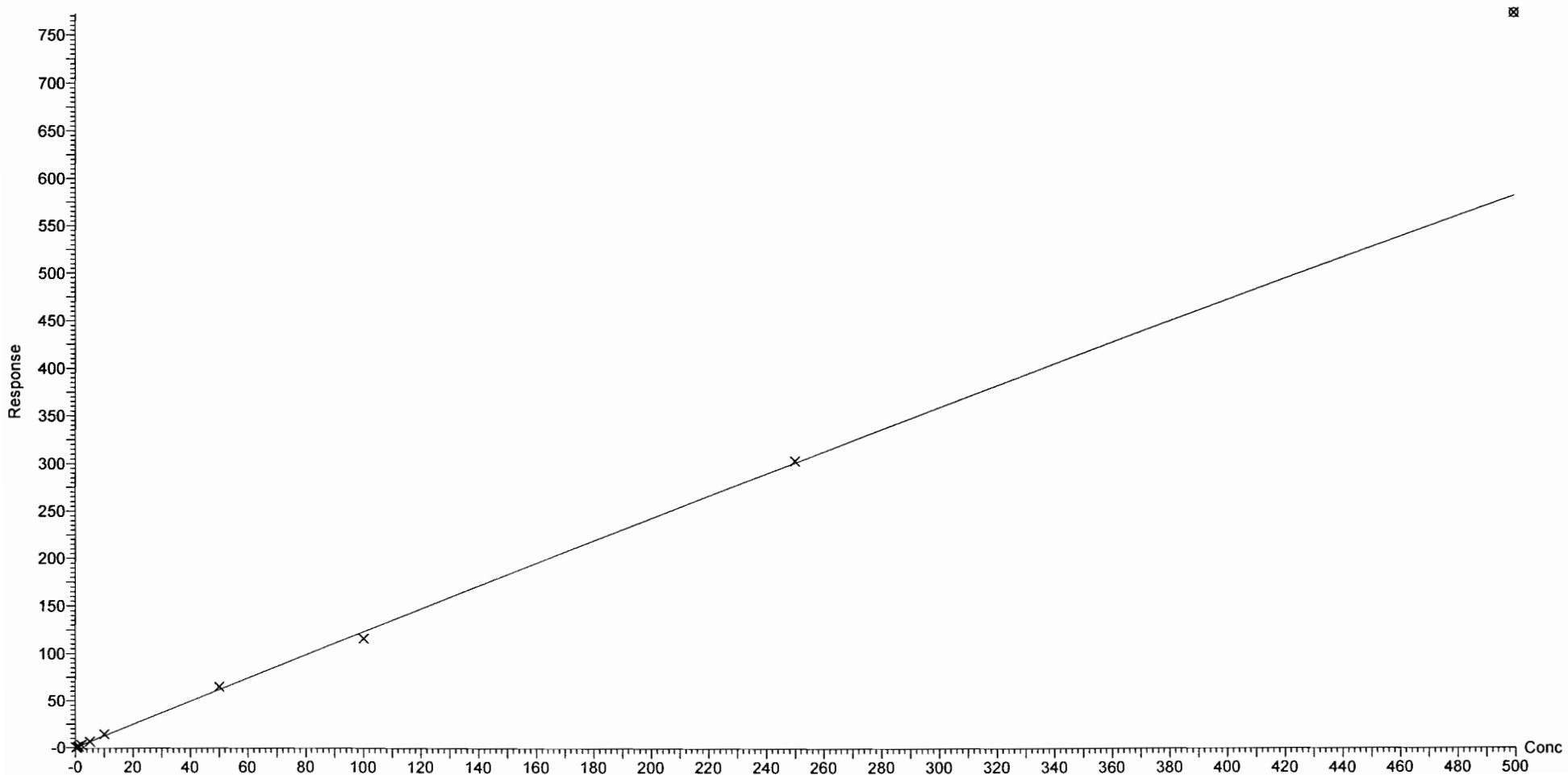
Curve type: 2nd Order, Origin: Exclude, Weighting: 1/x, Axis trans: None



Dataset: F:\Projects\PFAS.PRO\Results\180222M1\180222M1-CRV.qld

Last Altered: Friday, February 23, 2018 09:51:26 Pacific Standard Time  
Printed: Friday, February 23, 2018 10:11:21 Pacific Standard Time

Compound name: PFNA  
Coefficient of Determination:  $R^2 = 0.997987$   
Calibration curve:  $-0.000175196 * x^2 + 1.24902 * x + 0.0795504$   
Response type: Internal Std ( Ref 41 ), Area \* ( IS Conc. / IS Area )  
Curve type: 2nd Order, Origin: Exclude, Weighting: 1/x, Axis trans: None



Dataset: F:\Projects\PFAS.PRO\Results\180222M1\180222M1-CRV.qld

Last Altered: Friday, February 23, 2018 09:51:26 Pacific Standard Time

Printed: Friday, February 23, 2018 10:11:21 Pacific Standard Time

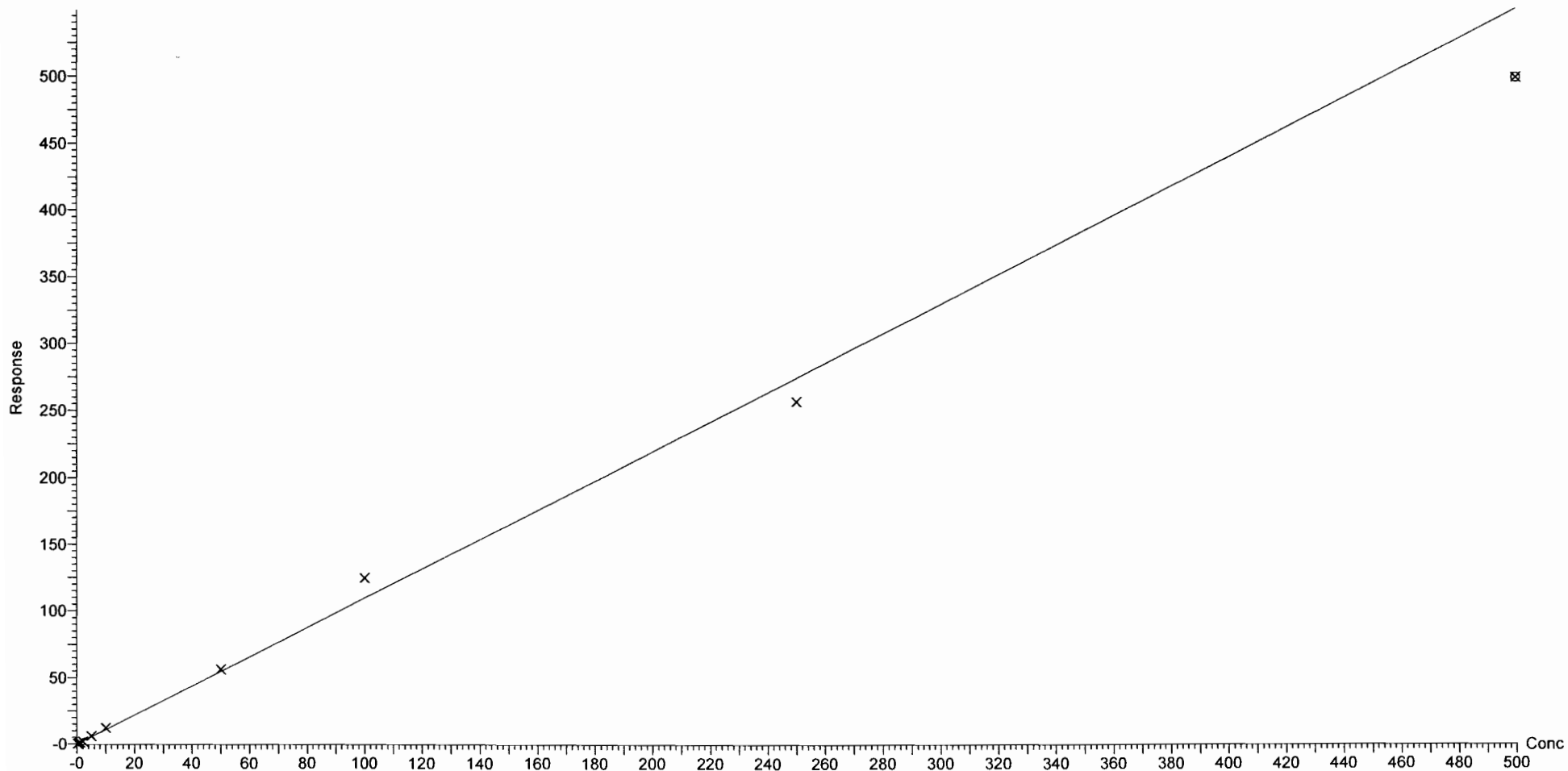
Compound name: PFOSA

Correlation coefficient:  $r = 0.996163$ ,  $r^2 = 0.992340$

Calibration curve:  $1.09821 * x + -0.0539486$

Response type: Internal Std ( Ref 42 ), Area \* ( IS Conc. / IS Area )

Curve type: Linear, Origin: Exclude, Weighting: 1/x, Axis trans: None



Dataset: F:\Projects\PFAS.PRO\Results\180222M1\180222M1-CRV.qld

Last Altered: Friday, February 23, 2018 09:51:26 Pacific Standard Time

Printed: Friday, February 23, 2018 10:11:21 Pacific Standard Time

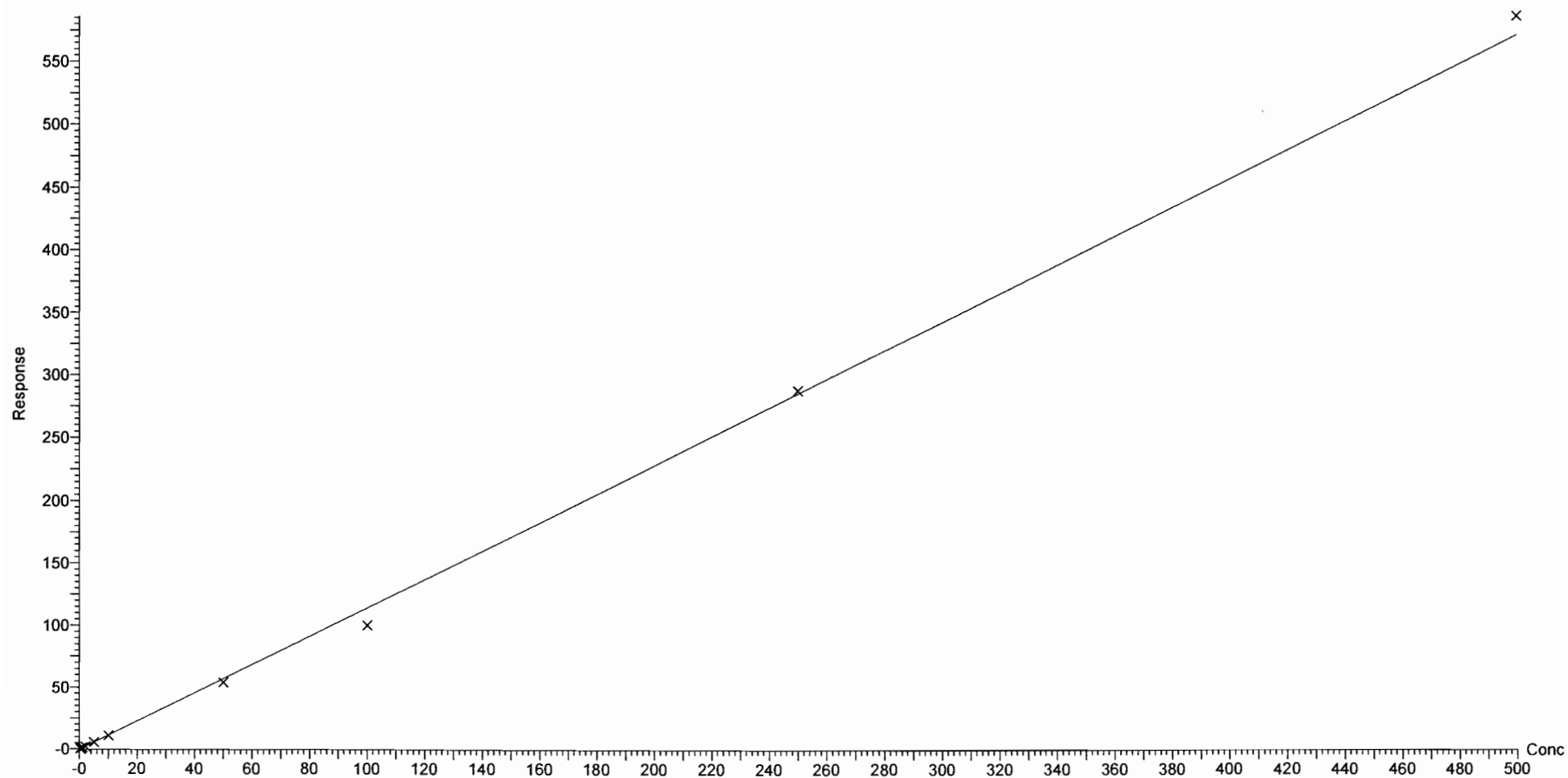
Compound name: L-PFOS

Correlation coefficient:  $r = 0.998861$ ,  $r^2 = 0.997723$

Calibration curve:  $1.14119 * x + -0.128046$

Response type: Internal Std ( Ref 43 ), Area \* ( IS Conc. / IS Area )

Curve type: Linear, Origin: Exclude, Weighting: 1/x, Axis trans: None



Dataset: F:\Projects\PFAS.PRO\Results\180222M1\180222M1-CRV.qld

Last Altered: Friday, February 23, 2018 09:51:26 Pacific Standard Time

Printed: Friday, February 23, 2018 10:11:21 Pacific Standard Time

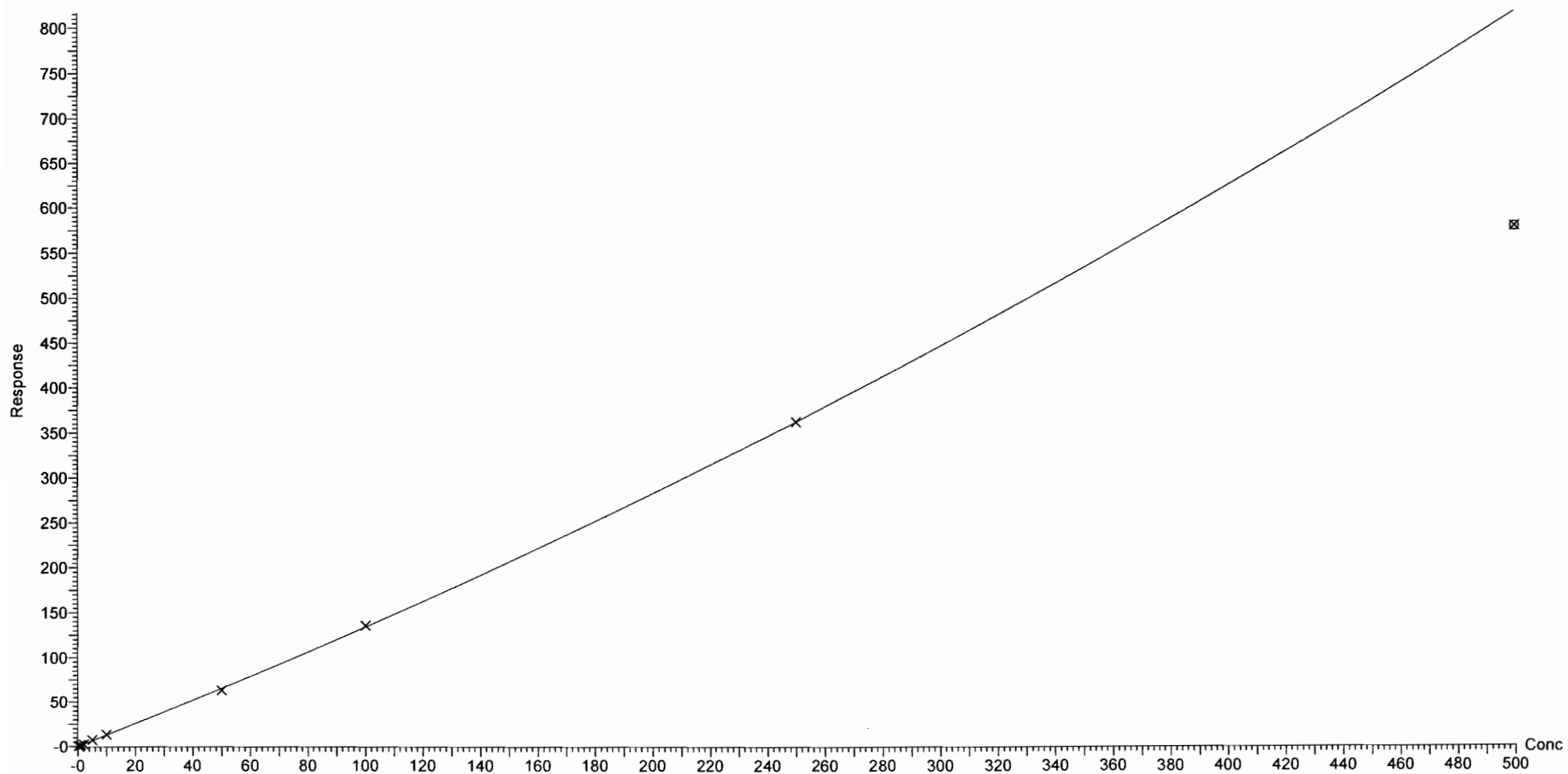
Compound name: PFDA

Coefficient of Determination:  $R^2 = 0.999480$

Calibration curve:  $0.00073117 * x^2 + 1.26751 * x + 0.107235$

Response type: Internal Std ( Ref 44 ), Area \* ( IS Conc. / IS Area )

Curve type: 2nd Order, Origin: Exclude, Weighting: 1/x, Axis trans: None



Dataset: F:\Projects\PFAS.PRO\Results\180222M1\180222M1-CRV.qld

Last Altered: Friday, February 23, 2018 10:36:15 Pacific Standard Time

Printed: Friday, February 23, 2018 10:37:05 Pacific Standard Time

Method: F:\Projects\PFAS.PRO\MethDB\PFAS\_FULL\_80C\_022218.mdb 23 Feb 2018 08:58:55

Calibration: F:\Projects\PFAS.PRO\CurveDB\C18\_VAL-PFAS\_Q4\_02-22-18-FULL.cdb 23 Feb 2018 10:36:15

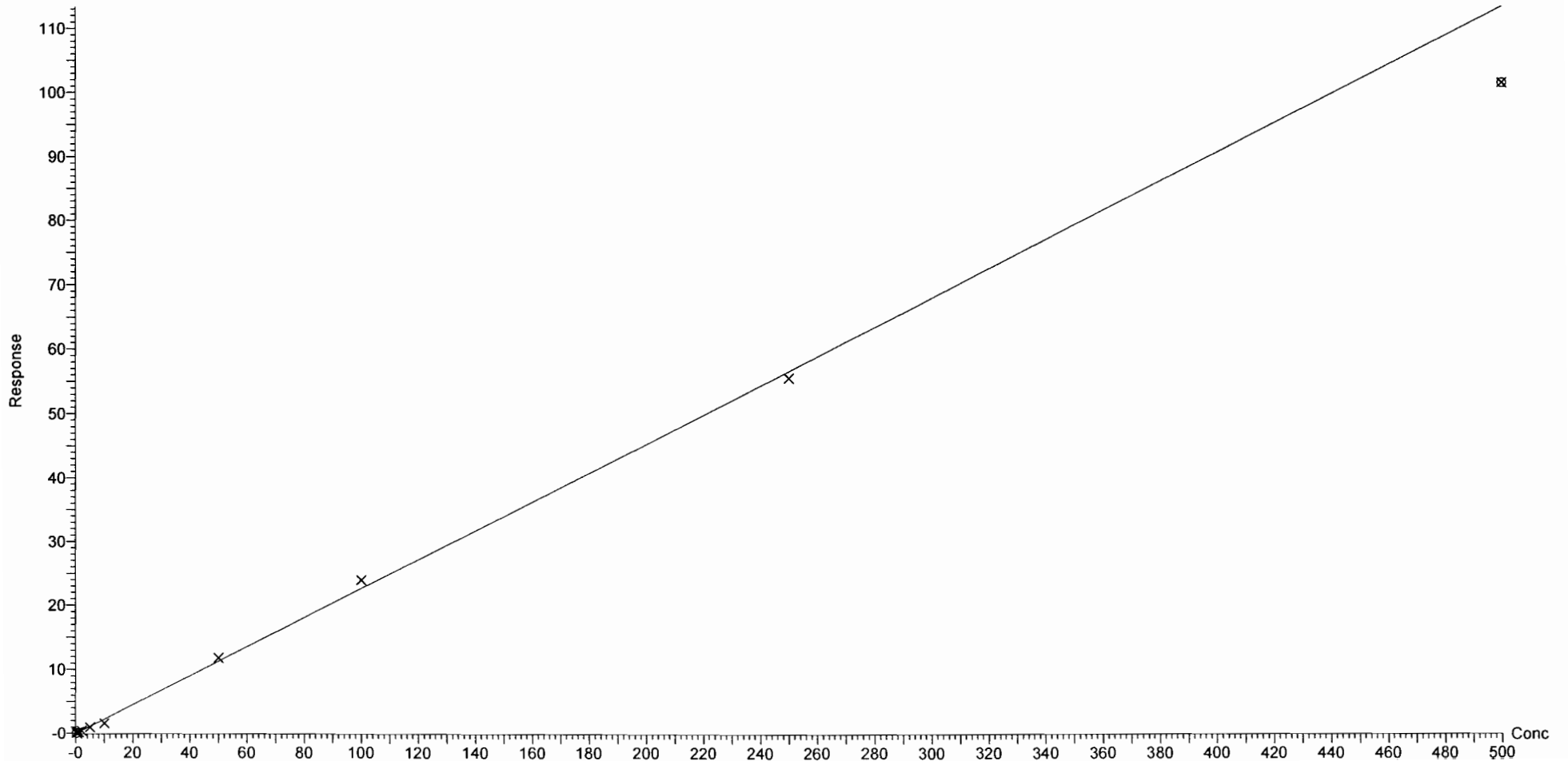
Compound name: 8:2 FTS

Correlation coefficient:  $r = 0.998115$ ,  $r^2 = 0.996233$

Calibration curve:  $0.226775 * x + -0.0378317$

Response type: Internal Std ( Ref 40 ), Area \* ( IS Conc. / IS Area )

Curve type: Linear, Origin: Include, Weighting: 1/x, Axis trans: None





Dataset: F:\Projects\PFAS.PRO\Results\180222M1\180222M1-CRV.qld

Last Altered: Friday, February 23, 2018 09:51:26 Pacific Standard Time

Printed: Friday, February 23, 2018 10:11:21 Pacific Standard Time

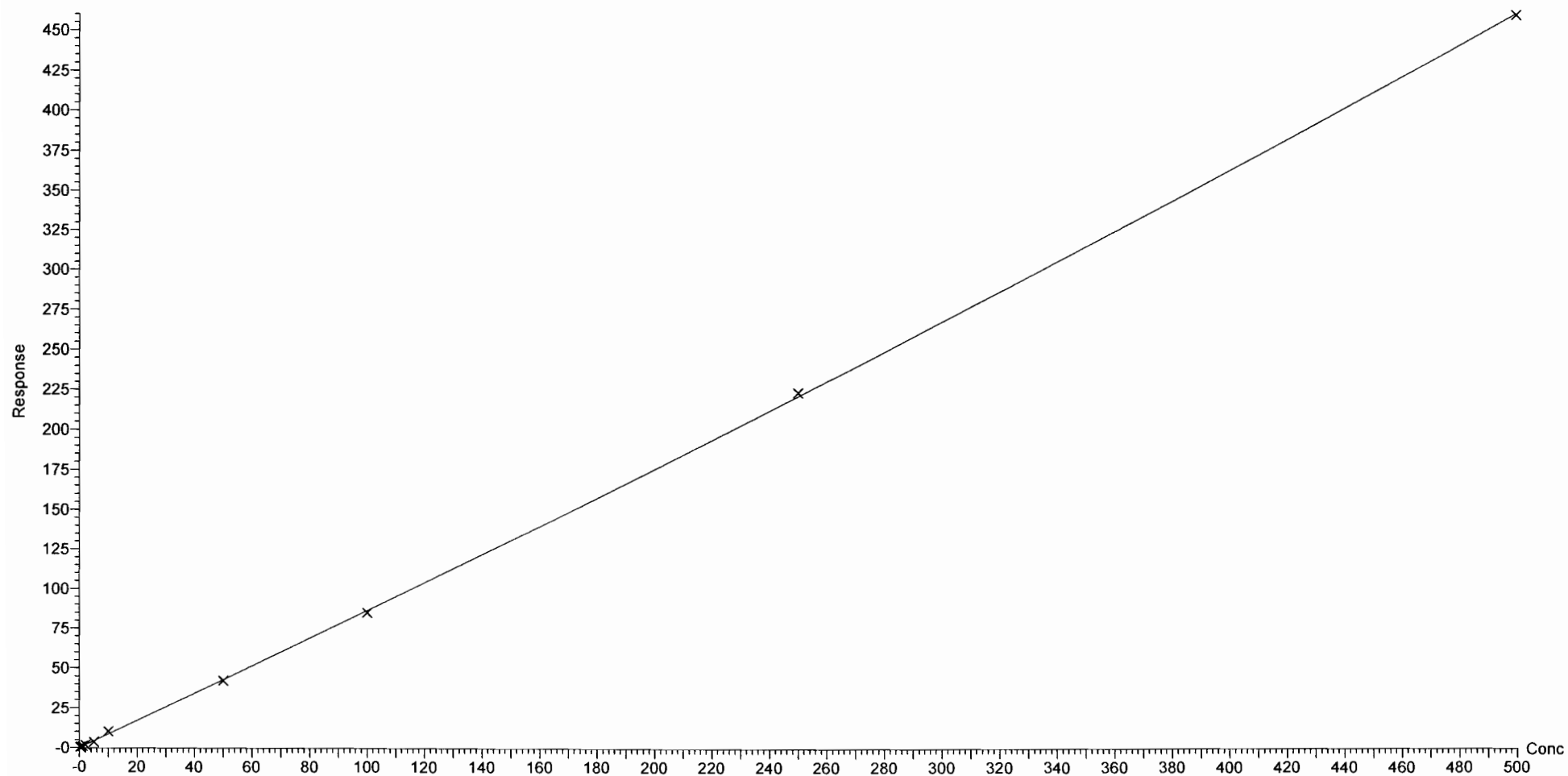
Compound name: PFNS

Coefficient of Determination:  $R^2 = 0.999446$

Calibration curve:  $0.000141153 * x^2 + 0.849377 * x + 0.0406151$

Response type: Internal Std ( Ref 43 ), Area \* ( IS Conc. / IS Area )

Curve type: 2nd Order, Origin: Exclude, Weighting: 1/x, Axis trans: None



Dataset: F:\Projects\PFAS.PRO\Results\180222M1\180222M1-CRV.qld

Last Altered: Friday, February 23, 2018 09:51:26 Pacific Standard Time

Printed: Friday, February 23, 2018 10:11:21 Pacific Standard Time

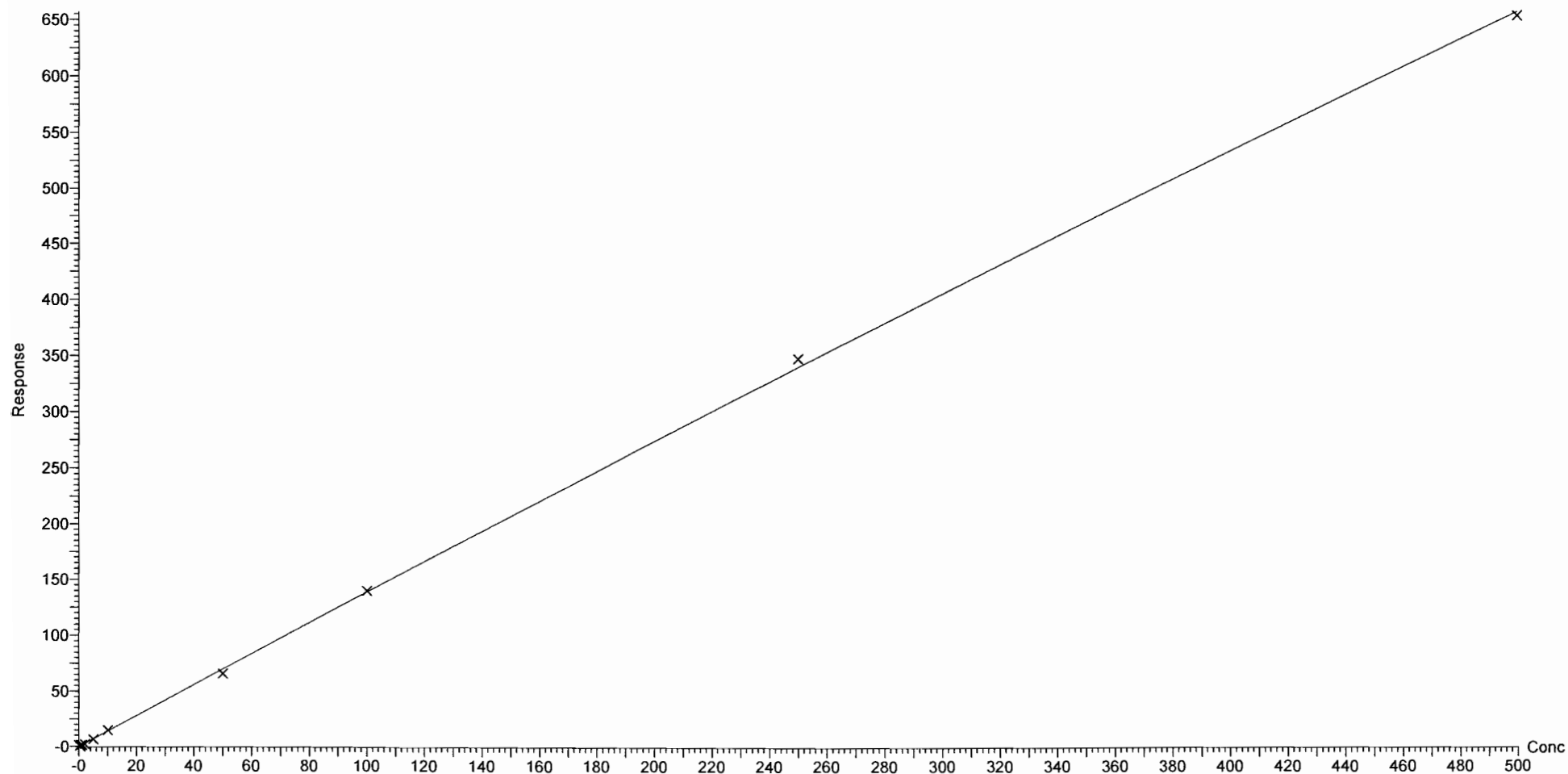
Compound name: N-MeFOSAA

Coefficient of Determination:  $R^2 = 0.999298$

Calibration curve:  $-0.000193973 * x^2 + 1.41081 * x + -0.0999828$

Response type: Internal Std ( Ref 45 ), Area \* ( IS Conc. / IS Area )

Curve type: 2nd Order, Origin: Include, Weighting: 1/x, Axis trans: None



Dataset: F:\Projects\PFAS.PRO\Results\180222M1\180222M1-CRV.qld

Last Altered: Friday, February 23, 2018 09:51:26 Pacific Standard Time

Printed: Friday, February 23, 2018 10:11:21 Pacific Standard Time

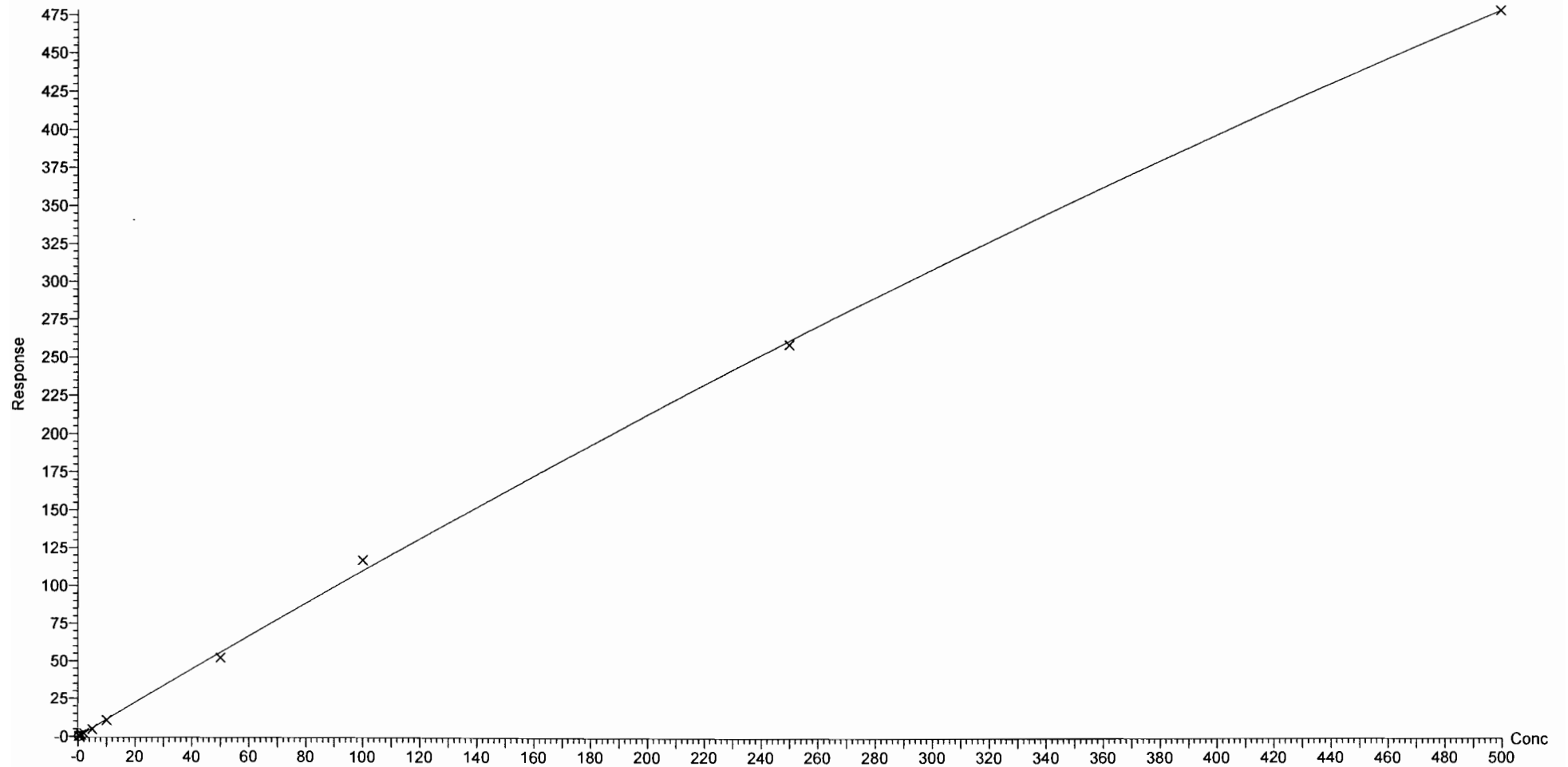
Compound name: N-EtFOSAA

Coefficient of Determination:  $R^2 = 0.998958$

Calibration curve:  $-0.000362379 * x^2 + 1.13712 * x + -0.099917$

Response type: Internal Std ( Ref 46 ), Area \* ( IS Conc. / IS Area )

Curve type: 2nd Order, Origin: Include, Weighting: 1/x, Axis trans: None



Dataset: F:\Projects\PFAS.PRO\Results\180222M1\180222M1-CRV.qld

Last Altered: Friday, February 23, 2018 10:57:03 Pacific Standard Time

Printed: Friday, February 23, 2018 10:57:33 Pacific Standard Time

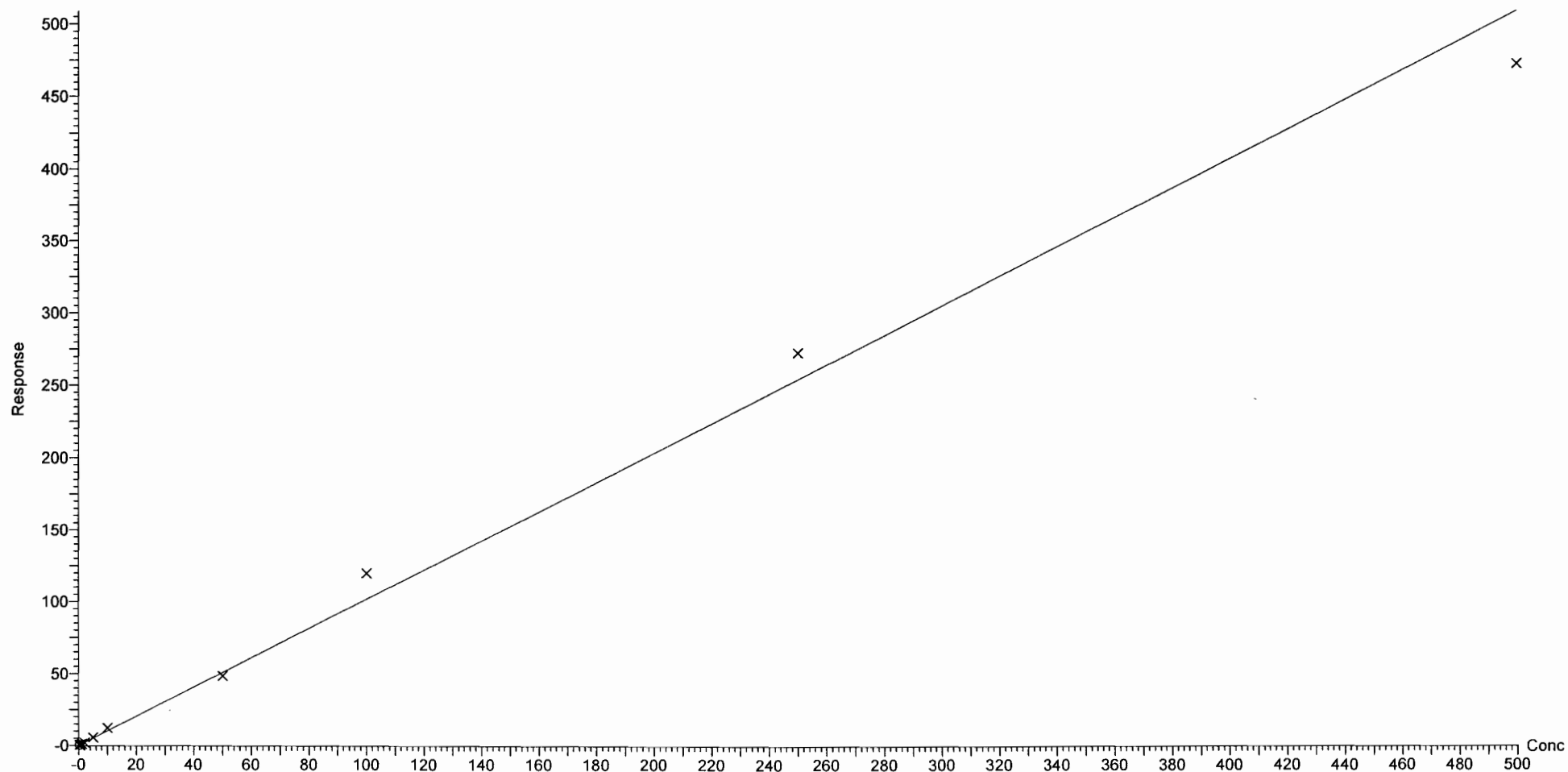
Compound name: PFUdA

Correlation coefficient:  $r = 0.995746$ ,  $r^2 = 0.991510$

Calibration curve:  $1.01713 * x + 0.0911157$

Response type: Internal Std ( Ref 47 ), Area \* ( IS Conc. / IS Area )

Curve type: Linear, Origin: Exclude, Weighting: 1/x, Axis trans: None



Dataset: F:\Projects\PFAS.PRO\Results\180222M1\180222M1-CRV.qld

Last Altered: Friday, February 23, 2018 09:51:26 Pacific Standard Time

Printed: Friday, February 23, 2018 10:11:21 Pacific Standard Time

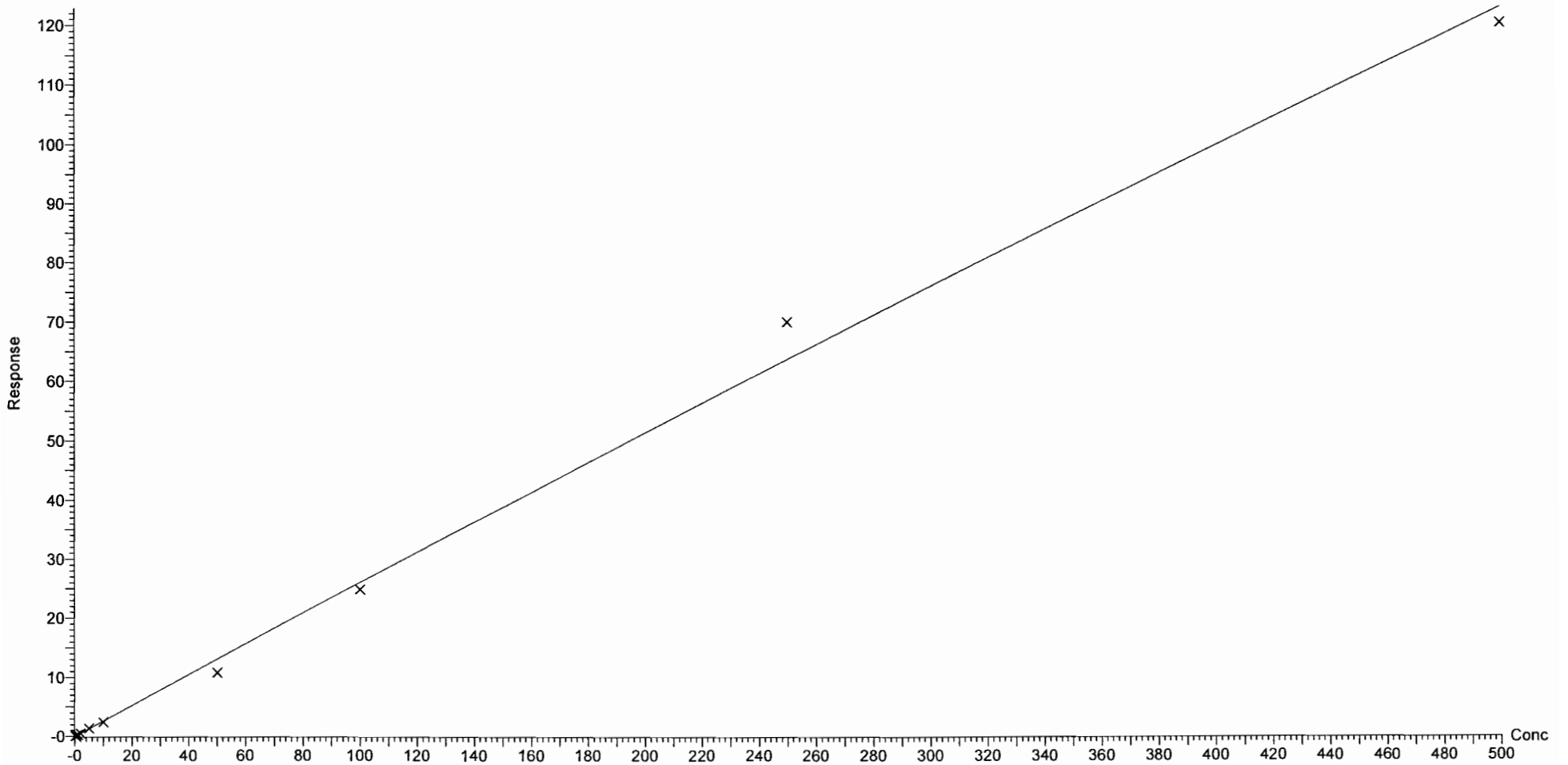
Compound name: PFDS

Coefficient of Determination:  $R^2 = 0.994780$

Calibration curve:  $-3.76554e-005 * x^2 + 0.264598 * x + -0.0325716$

Response type: Internal Std ( Ref 47 ), Area \* ( IS Conc. / IS Area )

Curve type: 2nd Order, Origin: Exclude, Weighting: 1/x, Axis trans: None



Dataset: F:\Projects\PFAS.PRO\Results\180222M1\180222M1-CRV.qld

Last Altered: Friday, February 23, 2018 09:51:26 Pacific Standard Time

Printed: Friday, February 23, 2018 10:11:21 Pacific Standard Time

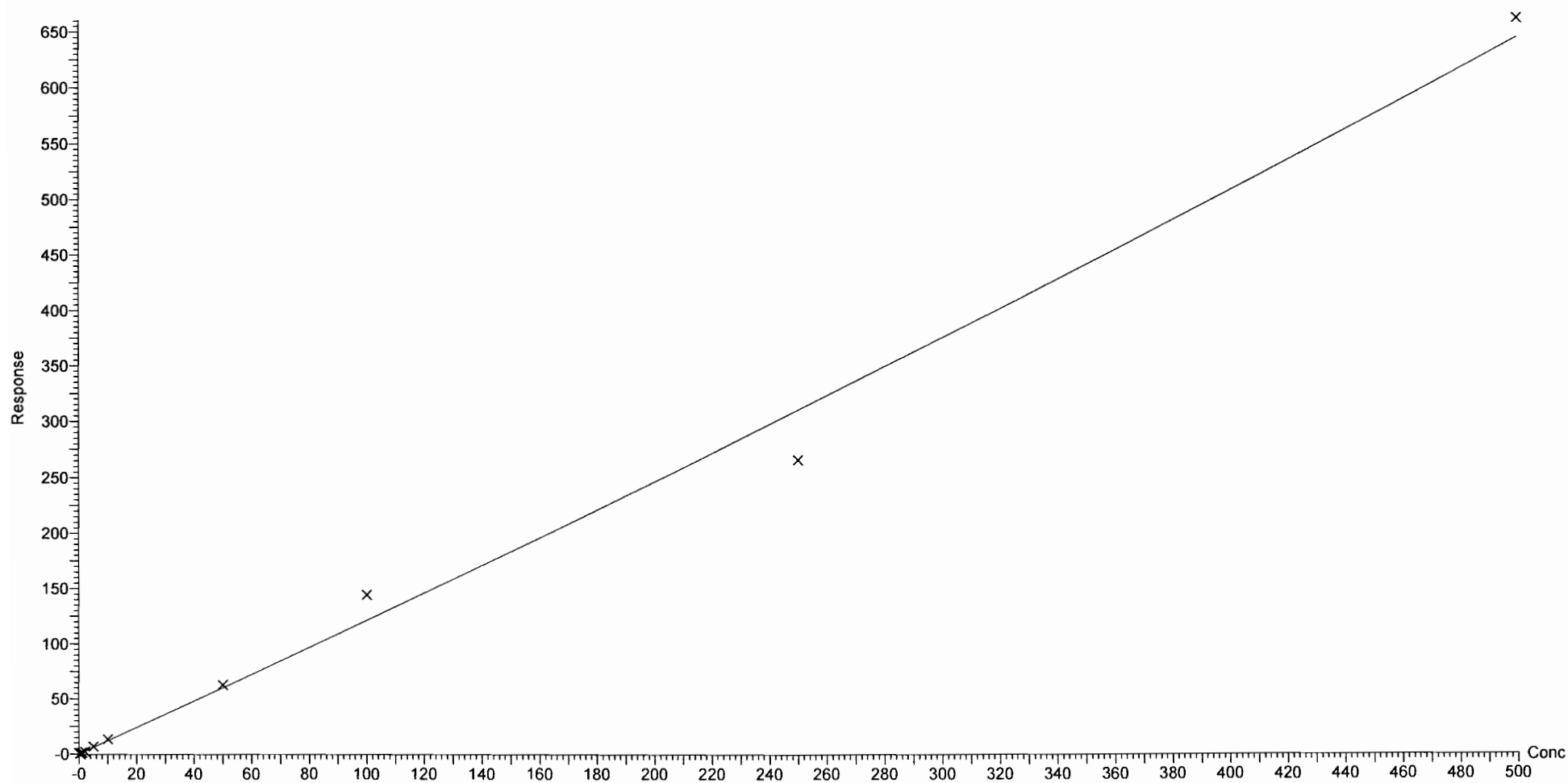
Compound name: PFDoA

Coefficient of Determination:  $R^2 = 0.990158$

Calibration curve:  $0.000184463 * x^2 + 1.19434 * x + 0.0155434$

Response type: Internal Std ( Ref 48 ), Area \* ( IS Conc. / IS Area )

Curve type: 2nd Order, Origin: Exclude, Weighting: 1/x, Axis trans: None



Dataset: F:\Projects\PFAS.PRO\Results\180222M1\180222M1-CRV.qld

Last Altered: Friday, February 23, 2018 09:51:26 Pacific Standard Time

Printed: Friday, February 23, 2018 10:11:21 Pacific Standard Time

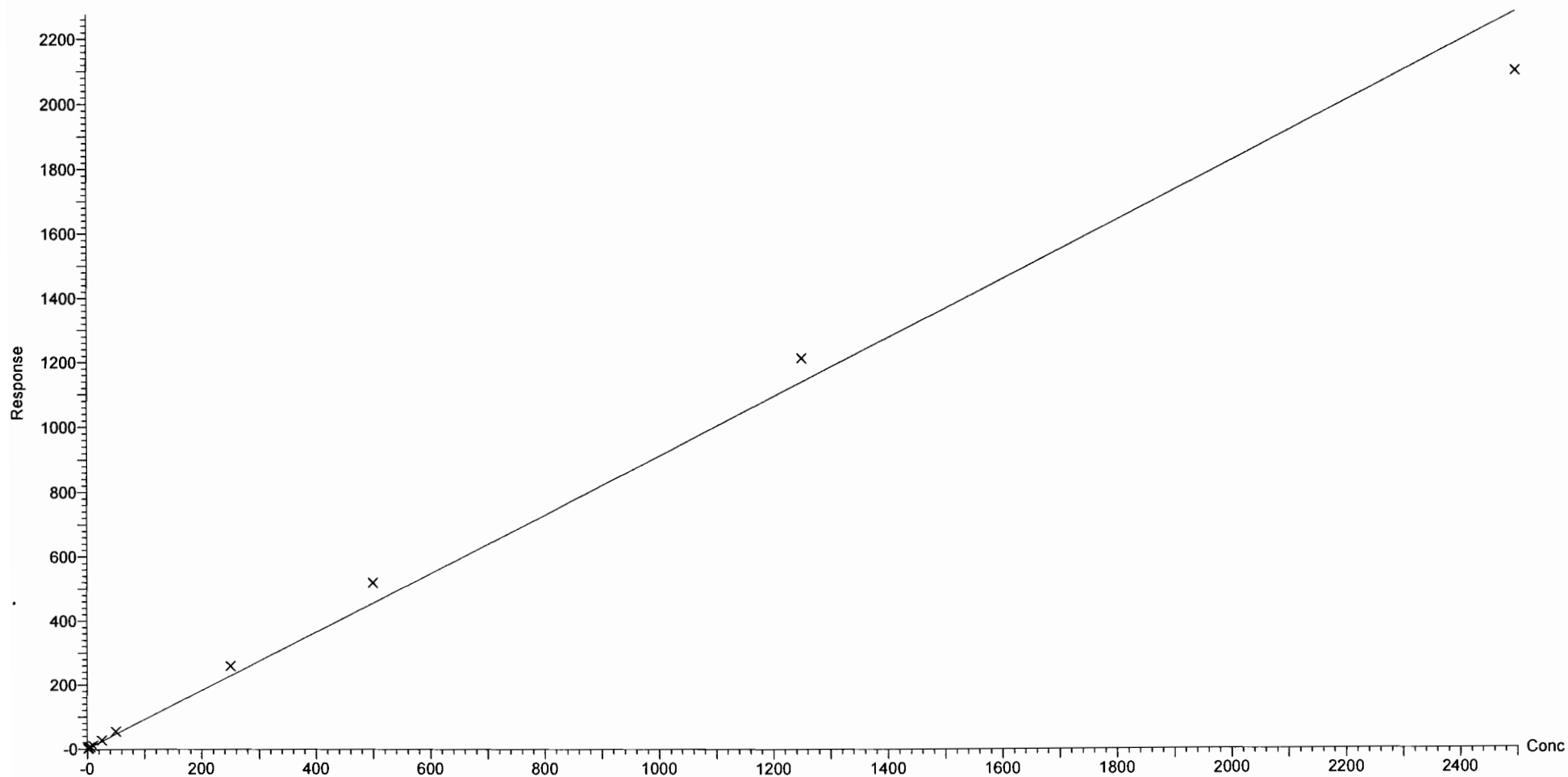
Compound name: N-MeFOSA

Correlation coefficient:  $r = 0.995786$ ,  $r^2 = 0.991590$

Calibration curve:  $0.910019 * x + 0.602227$

Response type: Internal Std ( Ref 49 ), Area \* ( IS Conc. / IS Area )

Curve type: Linear, Origin: Include, Weighting: 1/x, Axis trans: None



Dataset: F:\Projects\PFAS.PRO\Results\180222M1\180222M1-CRV.qld

Last Altered: Friday, February 23, 2018 09:51:26 Pacific Standard Time

Printed: Friday, February 23, 2018 10:11:21 Pacific Standard Time

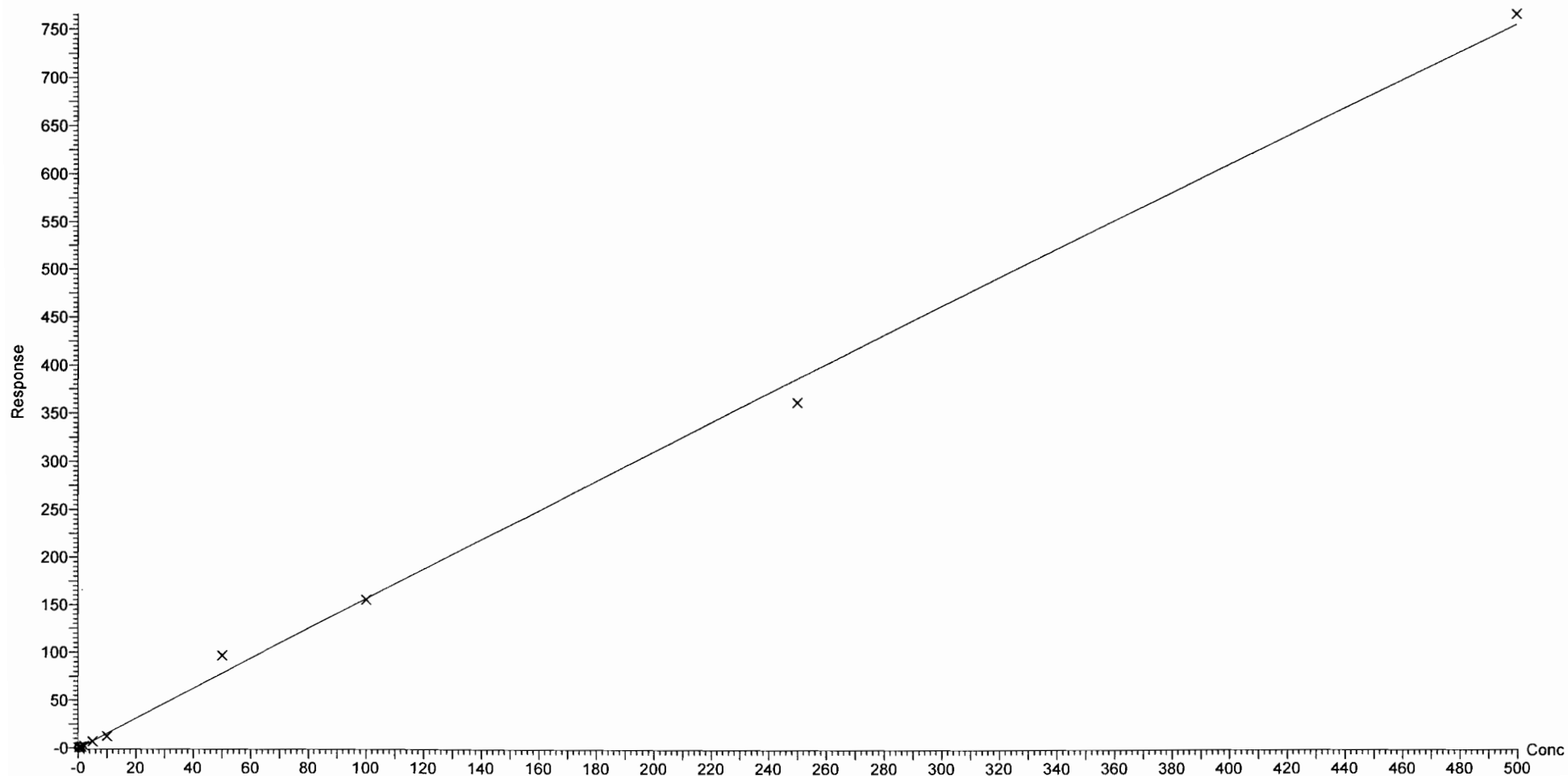
Compound name: PFTTrDA

Coefficient of Determination:  $R^2 = 0.994978$

Calibration curve:  $-0.000156418 * x^2 + 1.5893 * x + -0.627843$

Response type: Internal Std ( Ref 48 ), Area \* ( IS Conc. / IS Area )

Curve type: 2nd Order, Origin: Exclude, Weighting: 1/x, Axis trans: None





Dataset: F:\Projects\PFAS.PRO\Results\180222M1\180222M1-CRV.qld

Last Altered: Friday, February 23, 2018 10:36:15 Pacific Standard Time

Printed: Friday, February 23, 2018 10:37:05 Pacific Standard Time

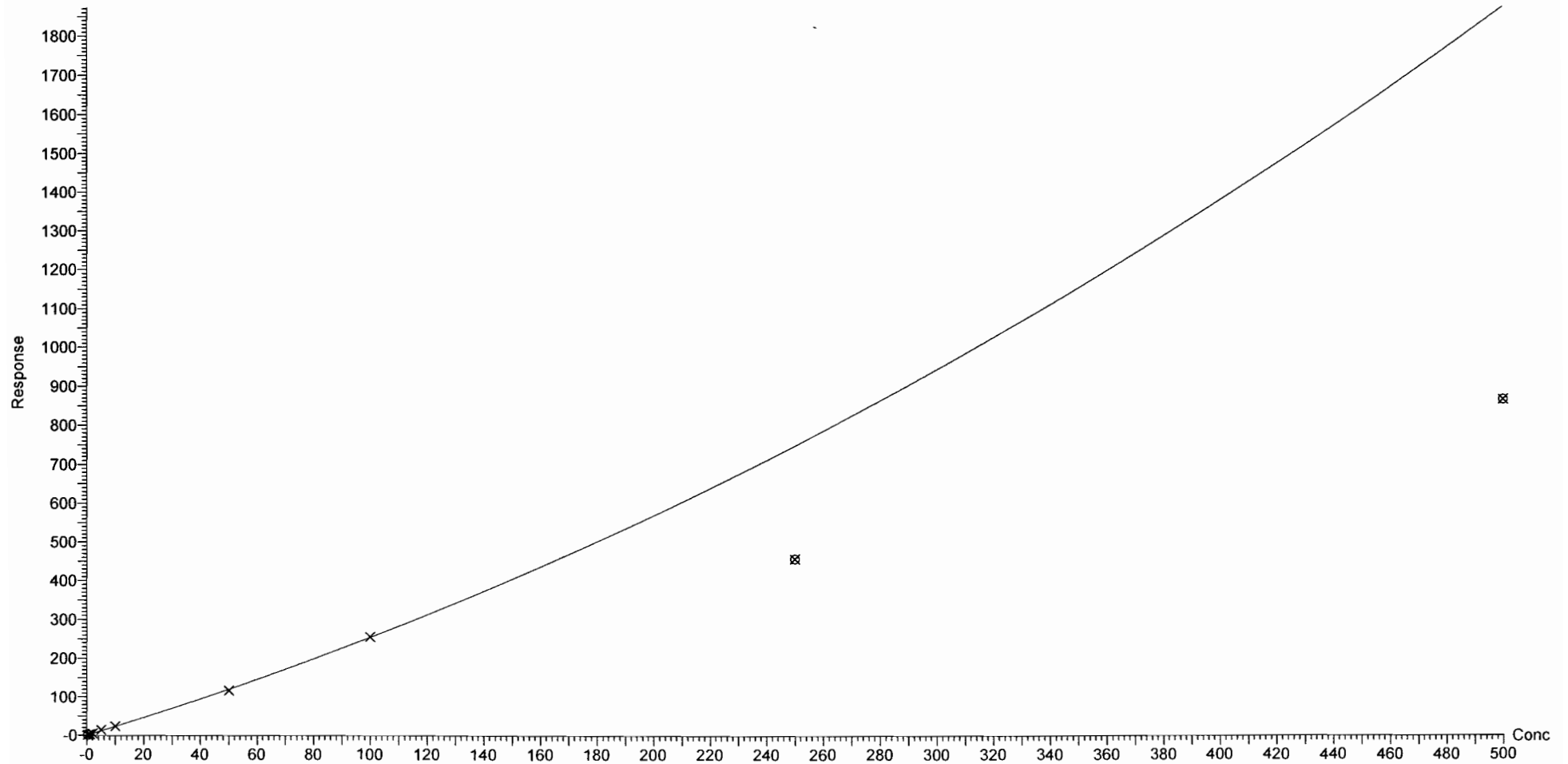
Compound name: PFTeDA

Coefficient of Determination:  $R^2 = 0.998763$

Calibration curve:  $0.00300664 * x^2 + 2.23986 * x + 0.352343$

Response type: Internal Std ( Ref 50 ), Area \* ( IS Conc. / IS Area )

Curve type: 2nd Order, Origin: Exclude, Weighting: 1/x, Axis trans: None



Dataset: F:\Projects\PFAS.PRO\Results\180222M1\180222M1-CRV.qld

Last Altered: Friday, February 23, 2018 09:51:26 Pacific Standard Time

Printed: Friday, February 23, 2018 10:11:21 Pacific Standard Time

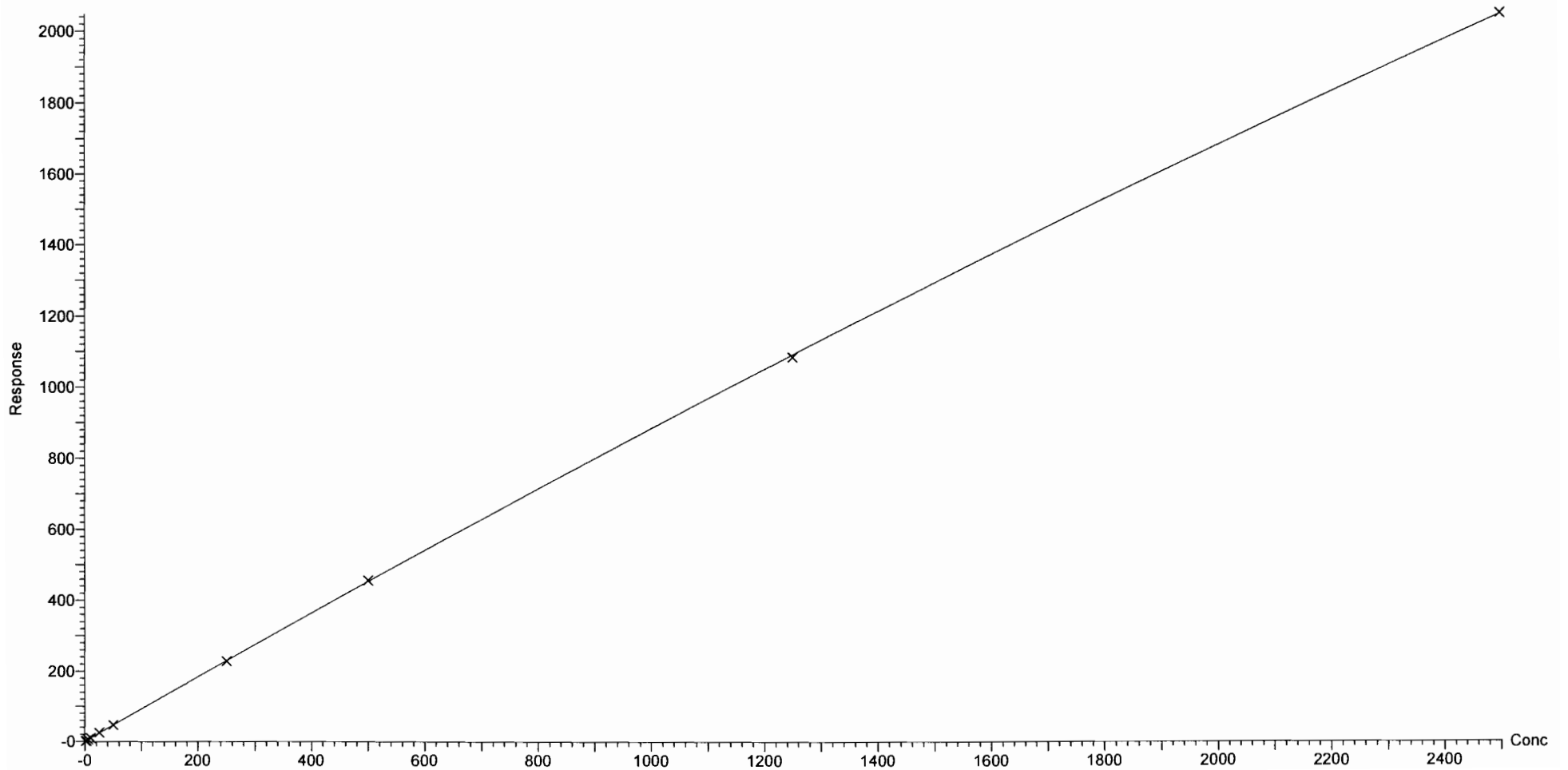
Compound name: N-EtFOSA

Coefficient of Determination:  $R^2 = 0.999957$

Calibration curve:  $-4.40835e-005 * x^2 + 0.927791 * x + 0.174055$

Response type: Internal Std ( Ref 51 ), Area \* ( IS Conc. / IS Area )

Curve type: 2nd Order, Origin: Exclude, Weighting: 1/x, Axis trans: None



Dataset: F:\Projects\PFAS.PRO\Results\180222M1\180222M1-CRV.qld

Last Altered: Friday, February 23, 2018 09:51:26 Pacific Standard Time

Printed: Friday, February 23, 2018 10:11:21 Pacific Standard Time

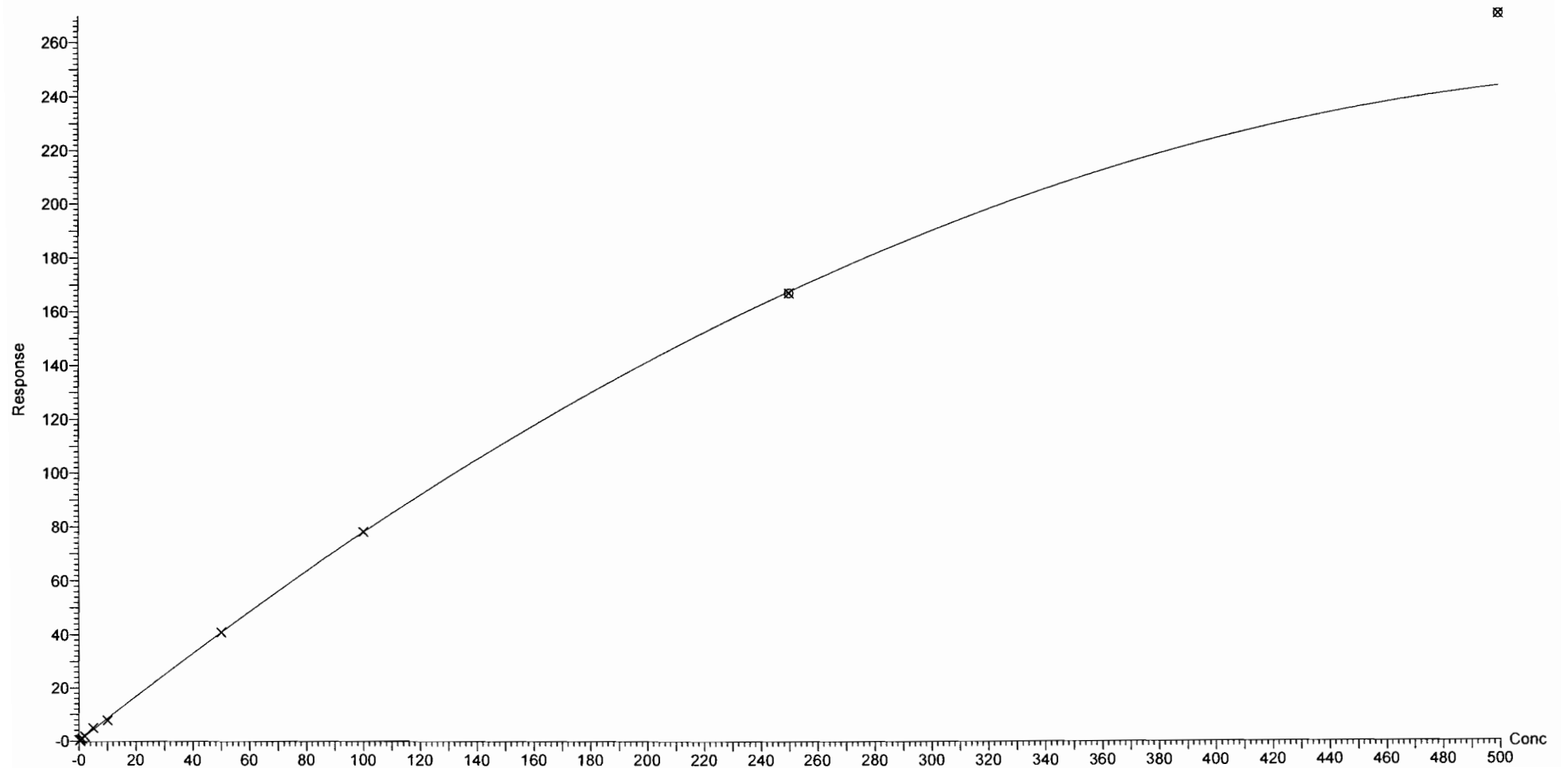
Compound name: PFODA

Coefficient of Determination:  $R^2 = 0.998259$

Calibration curve:  $-0.000732256 * x^2 + 0.852724 * x + 0.0282819$

Response type: Internal Std ( Ref 52 ), Area \* ( IS Conc. / IS Area )

Curve type: 2nd Order, Origin: Include, Weighting: 1/x, Axis trans: None



Dataset: F:\Projects\PFAS.PRO\Results\180222M1\180222M1-CRV.qld

Last Altered: Friday, February 23, 2018 09:51:26 Pacific Standard Time

Printed: Friday, February 23, 2018 10:11:21 Pacific Standard Time

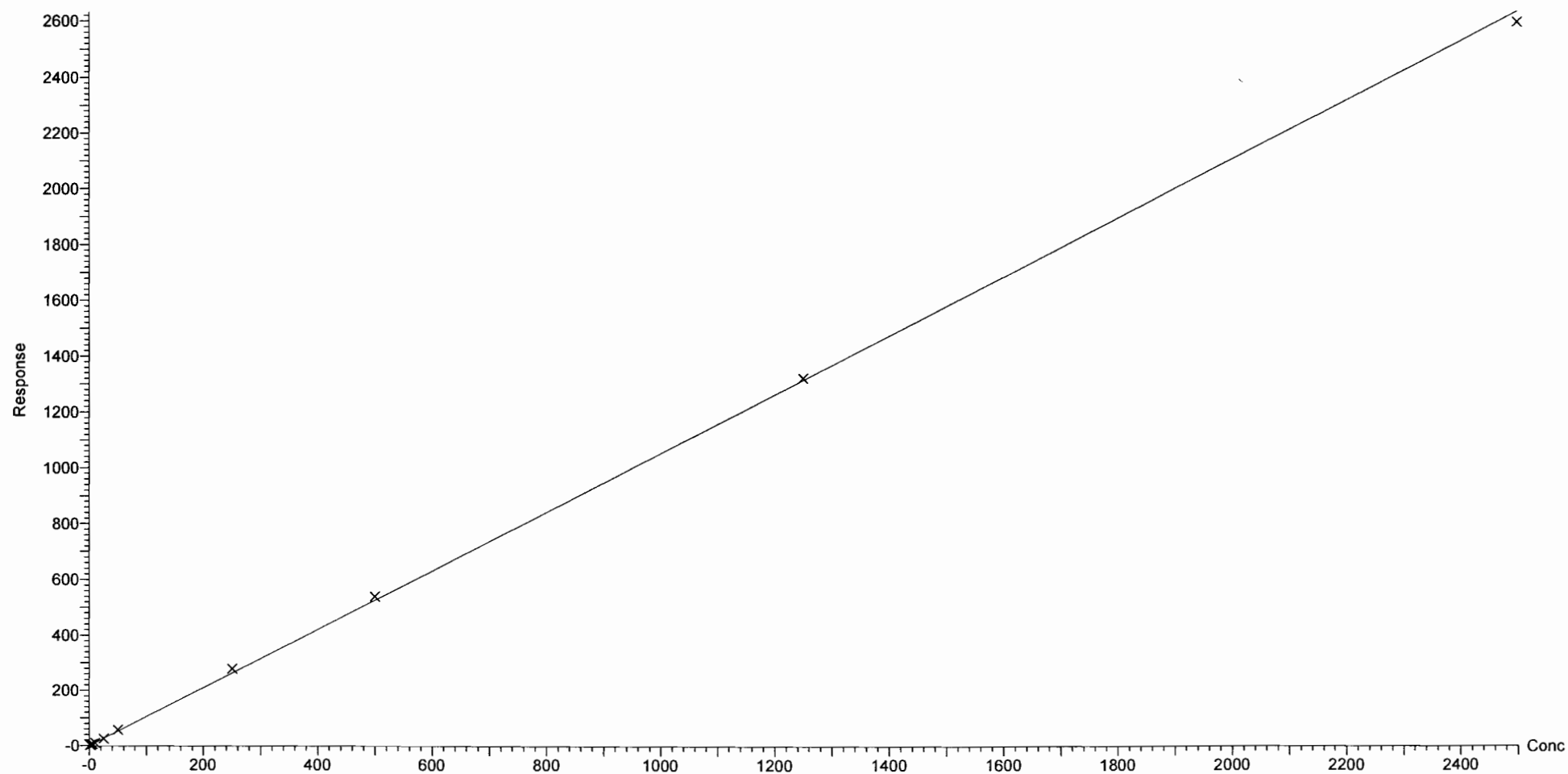
Compound name: N-MeFOSE

Correlation coefficient:  $r = 0.999754$ ,  $r^2 = 0.999507$

Calibration curve:  $1.05258 * x + -0.221519$

Response type: Internal Std ( Ref 53 ), Area \* ( IS Conc. / IS Area )

Curve type: Linear, Origin: Exclude, Weighting: 1/x, Axis trans: None



Dataset: F:\Projects\PFAS.PRO\Results\180222M1\180222M1-CRV.qld

Last Altered: Friday, February 23, 2018 09:51:26 Pacific Standard Time

Printed: Friday, February 23, 2018 10:11:21 Pacific Standard Time

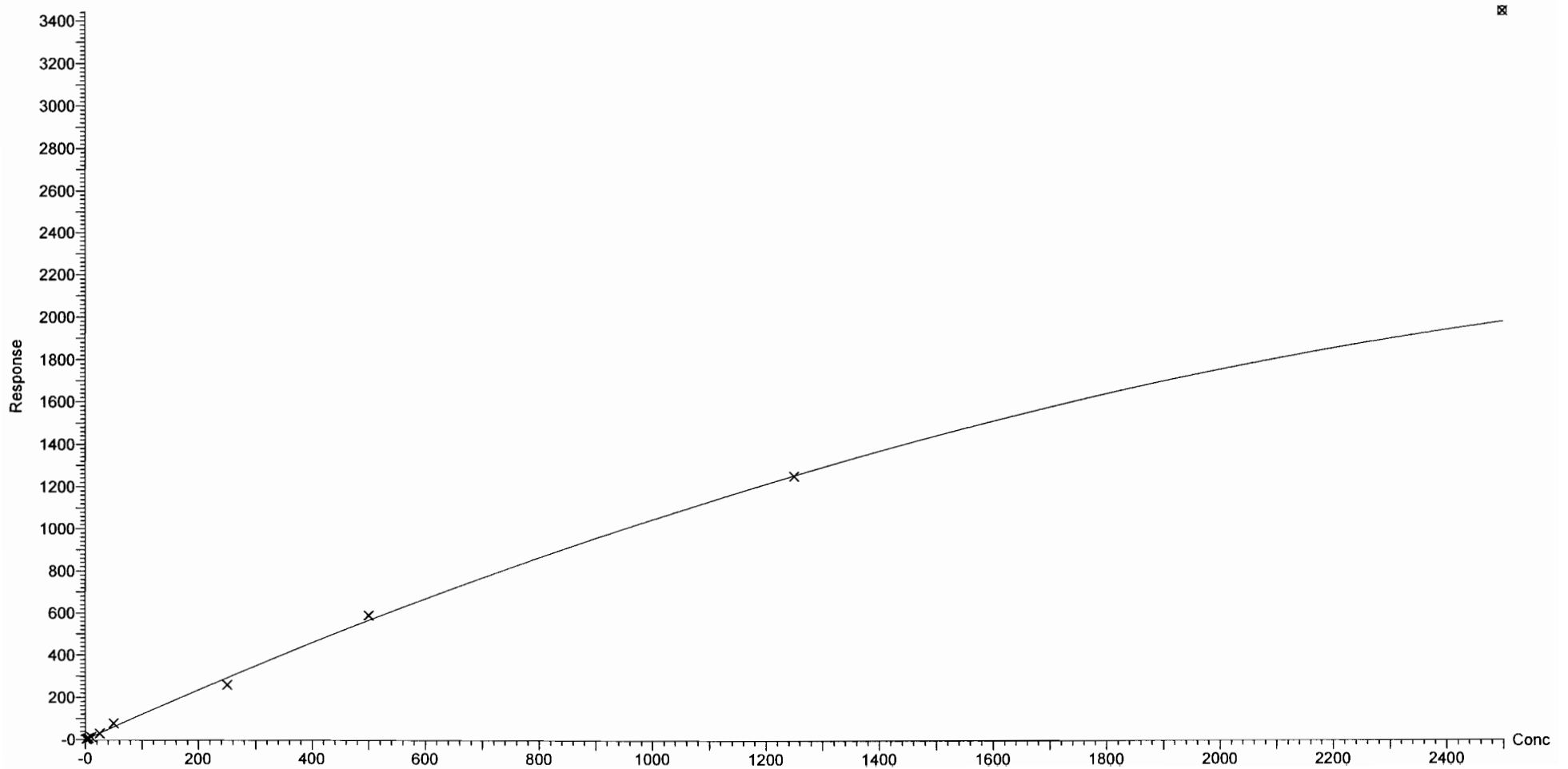
Compound name: N-EtFOSE

Coefficient of Determination:  $R^2 = 0.995534$

Calibration curve:  $-0.000170771 * x^2 + 1.21802 * x + 0.319157$

Response type: Internal Std ( Ref 54 ), Area \* ( IS Conc. / IS Area )

Curve type: 2nd Order, Origin: Exclude, Weighting: 1/x, Axis trans: None



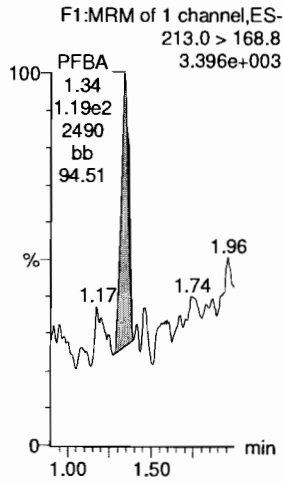
Dataset: F:\Projects\PFAS.PRO\Results\180222M1\180222M1-CRV.qld

Last Altered: Friday, February 23, 2018 10:30:46 Pacific Standard Time  
Printed: Friday, February 23, 2018 10:31:51 Pacific Standard Time

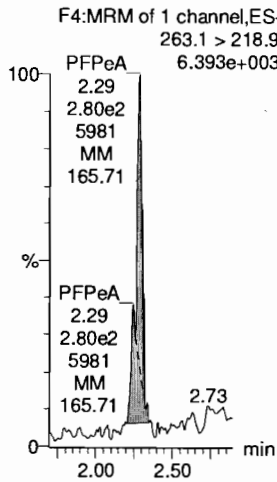
Method: F:\Projects\PFAS.PRO\MethDB\PFAS\_FULL\_80C\_022218.mdb 23 Feb 2018 08:58:55  
Calibration: F:\Projects\PFAS.PRO\CurveDB\C18\_VAL-PFAS\_Q4\_02-22-18-FULL.cdb 23 Feb 2018 10:30:46

Name: 180222M1\_2, Date: 22-Feb-2018, Time: 14:38:45, ID: ST180222M1-1 PFC CS-2 18B0810, Description: PFC CS-2 18B0810

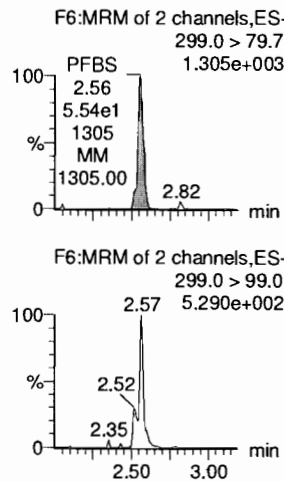
**PFBA**



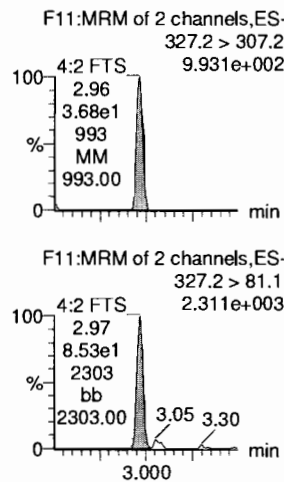
**PFPeA**



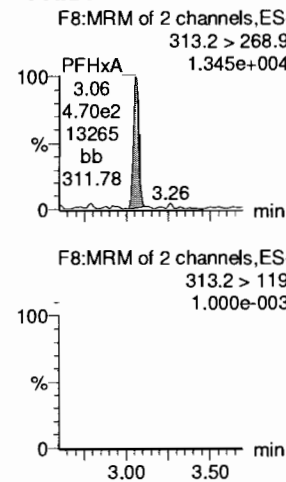
**PFBS**



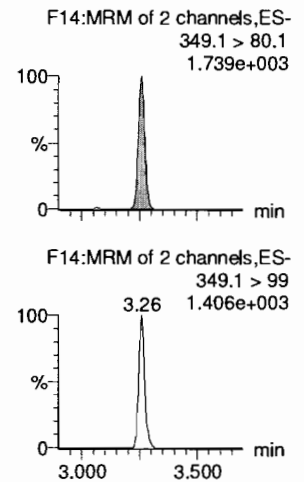
**4:2 FTS**



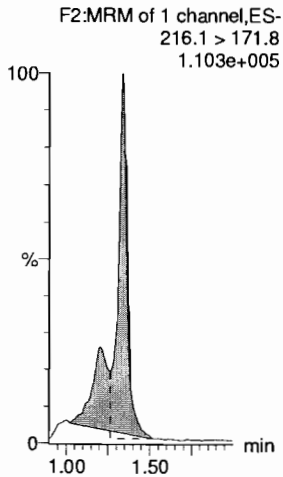
**PFHxA**



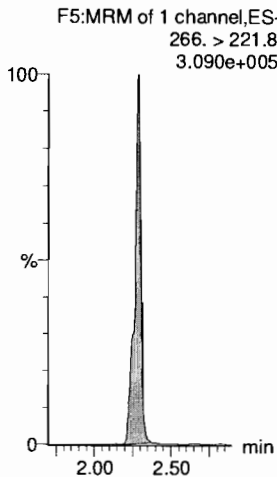
**PFPeS**



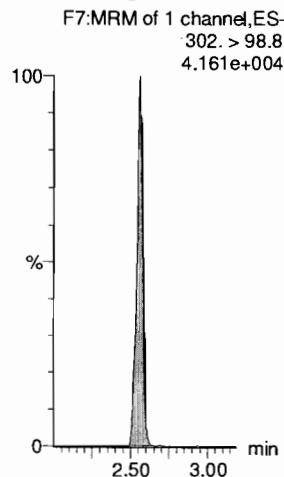
**13C3-PFBA**



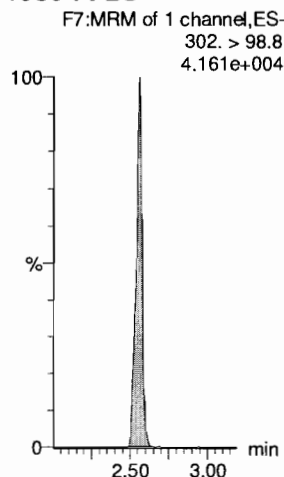
**13C3-PFPeA**



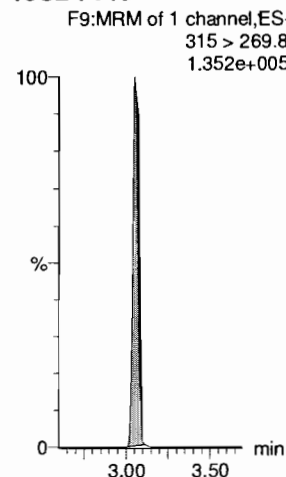
**13C3-PFBS**



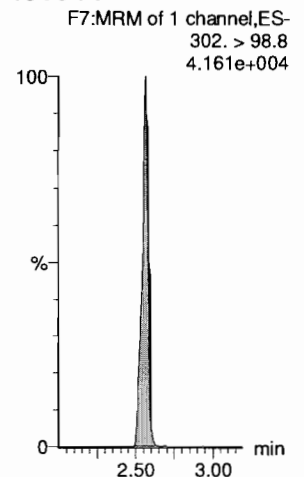
**13C3-PFBS**



**13C2-PFHxA**



**13C3-PFBS**



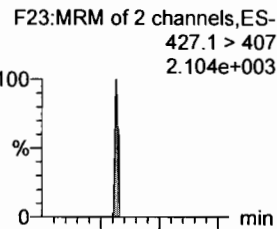
Dataset: F:\Projects\PFAS.PRO\Results\180222M1\180222M1-CRV.qld

Last Altered: Friday, February 23, 2018 09:51:26 Pacific Standard Time

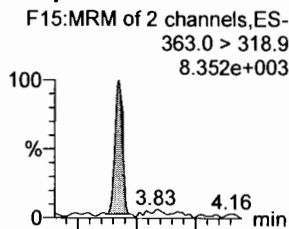
Printed: Friday, February 23, 2018 10:09:40 Pacific Standard Time

Name: 180222M1\_2, Date: 22-Feb-2018, Time: 14:38:45, ID: ST180222M1-1 PFC CS-2 18B0810, Description: PFC CS-2 18B0810

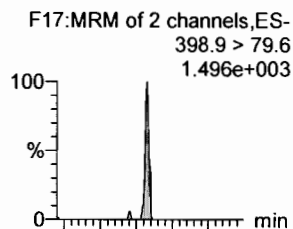
**6:2 FTS**



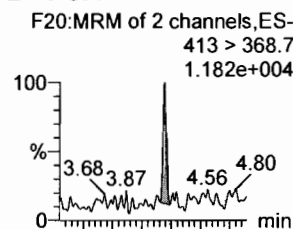
**PFHpA**



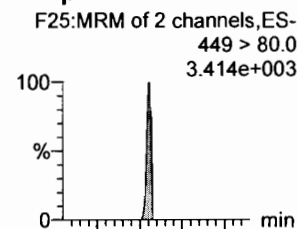
**L-PFHxS**



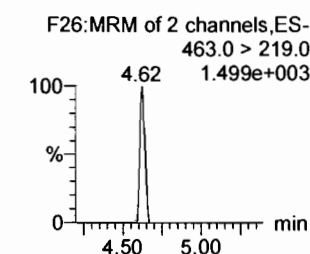
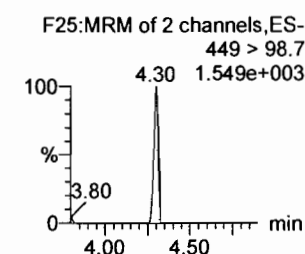

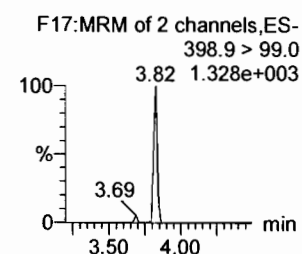
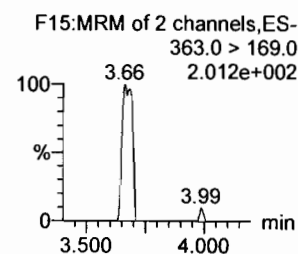
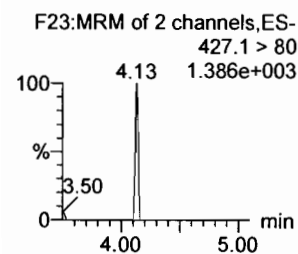
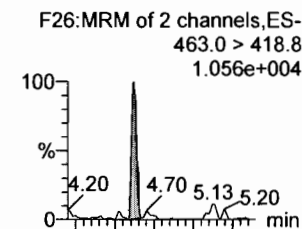
**L-PFOA**




**PFHpS**



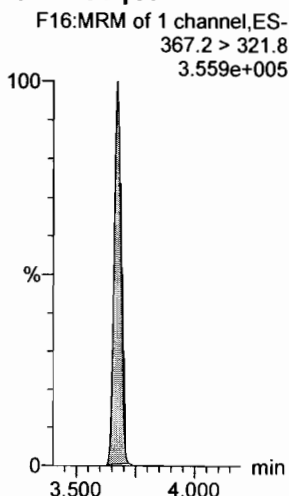
**PFNA**



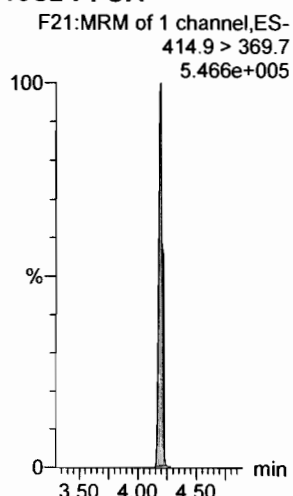
**18O2-PFHxS**



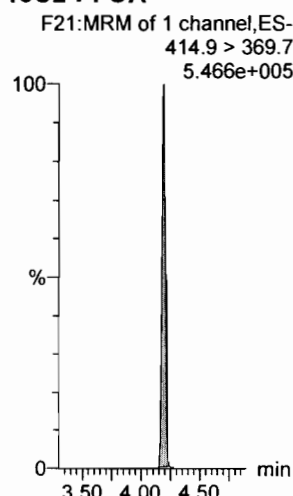
**13C4-PFHpA**



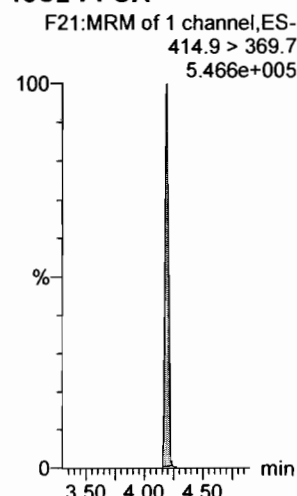
**13C2-PFOA**



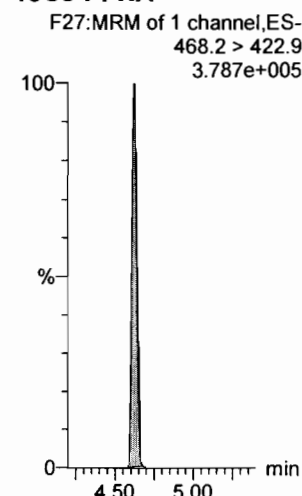
**13C2-PFOA**



**13C2-PFOA**



**13C5-PFNA**



Dataset: F:\Projects\PFAS.PRO\Results\180222M1\180222M1-CRV.qld

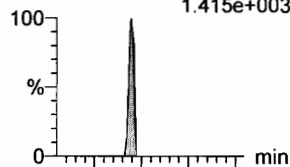
Last Altered: Friday, February 23, 2018 09:51:26 Pacific Standard Time

Printed: Friday, February 23, 2018 10:09:40 Pacific Standard Time

Name: 180222M1\_2, Date: 22-Feb-2018, Time: 14:38:45, ID: ST180222M1-1 PFC CS-2 18B0810, Description: PFC CS-2 18B0810

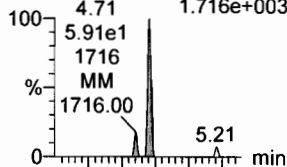
**PFOSA**

F29:MRM of 4 channels,ES-  
498.1 > 77.8  
1.415e+003



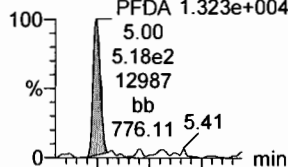
**L-PFOS**

F31:MRM of 2 channels,ES-  
L-PFOS 499 > 79.9  
4.71 1.716e+003




**PFDA**

F36:MRM of 2 channels,ES-  
513 > 468.8  
PFDA 1.323e+004



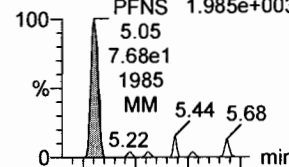
**8:2 FTS**

F41:MRM of 2 channels,ES-  
527 > 506.9  
1.215e+003



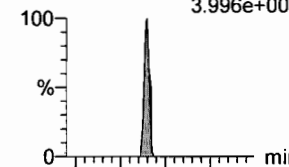
**PFNS**

F44:MRM of 2 channels,ES-  
549.1 > 80.1  
PFNS 1.985e+003

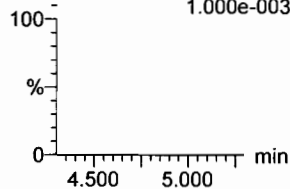


**N-MeFOSAA**

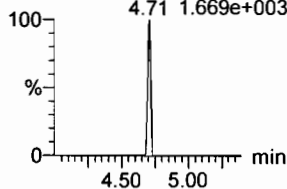
F47:MRM of 2 channels,ES-  
570.1 > 419  
3.996e+003



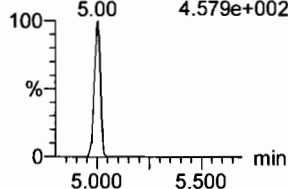
F29:MRM of 4 channels,ES-  
498.1 > 478  
1.000e-003



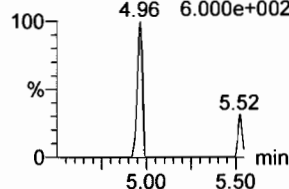
F31:MRM of 2 channels,ES-  
499 > 99  
4.71 1.669e+003



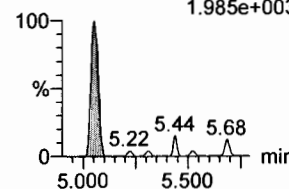
F36:MRM of 2 channels,ES-  
513 > 219  
5.00 4.579e+002



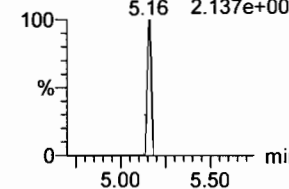
F41:MRM of 2 channels,ES-  
527 > 80  
4.96 6.000e+002



F44:MRM of 2 channels,ES-  
549.1 > 80.1  
1.985e+003

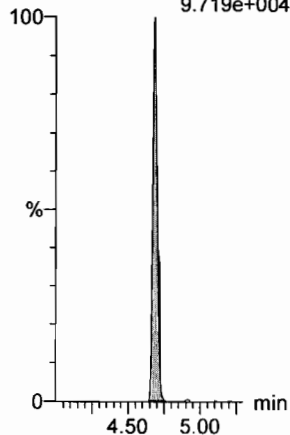


F47:MRM of 2 channels,ES-  
570.1 > 483.0  
5.16 2.137e+002



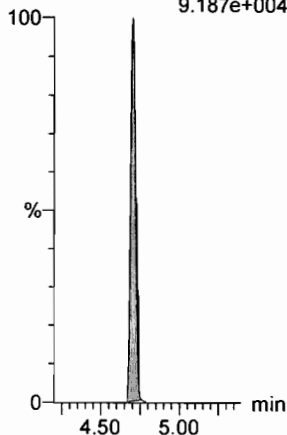
**13C8-PFOSA**

F33:MRM of 1 channel,ES-  
506.1 > 77.7  
9.719e+004



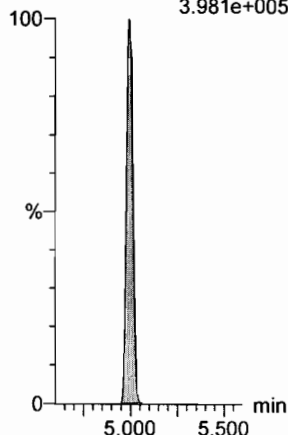
**13C8-PFOS**

F34:MRM of 1 channel,ES-  
507.0 > 79.9  
9.187e+004



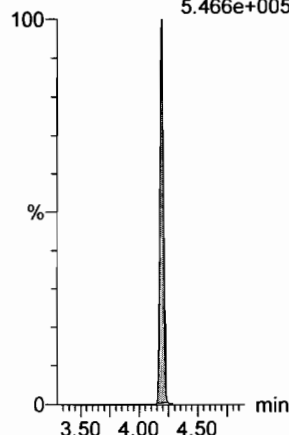
**13C2-PFDA**

F37:MRM of 1 channel,ES-  
515.1 > 469.9  
3.981e+005



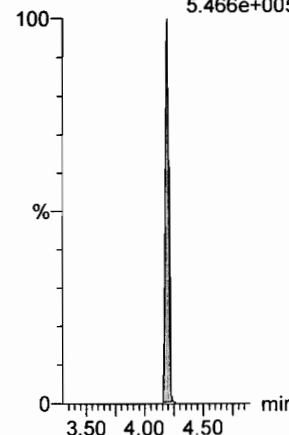
**13C2-PFOA**

F21:MRM of 1 channel,ES-  
414.9 > 369.7  
5.466e+005



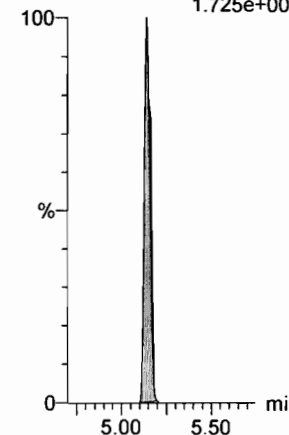
**13C2-PFOA**

F21:MRM of 1 channel,ES-  
414.9 > 369.7  
5.466e+005



**d3-N-MeFOSAA**

F49:MRM of 1 channel,ES-  
573.3 > 419  
1.725e+005



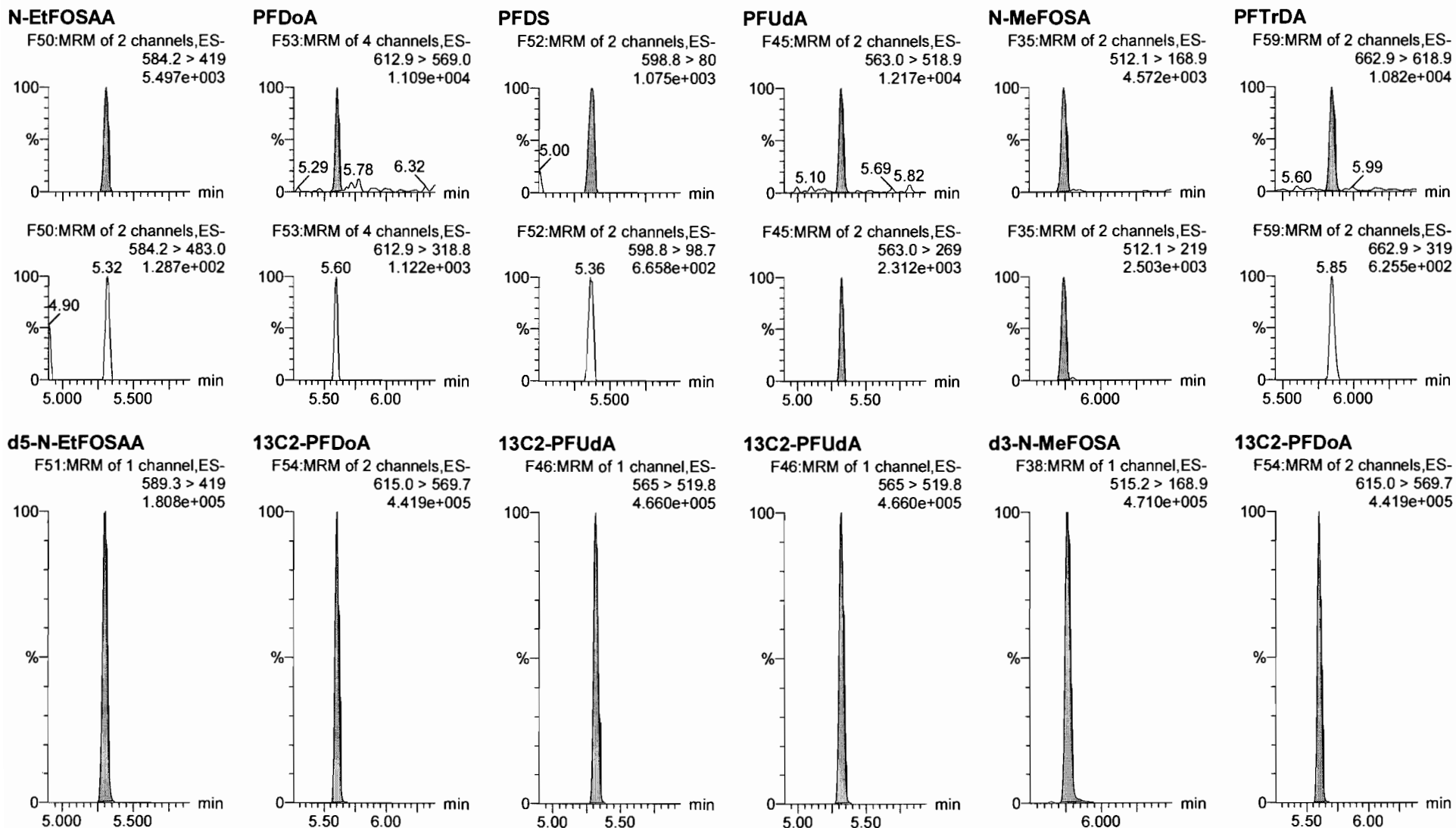


Dataset: F:\Projects\PFAS.PRO\Results\180222M1\180222M1-CRV.qld

Last Altered: Friday, February 23, 2018 09:51:26 Pacific Standard Time

Printed: Friday, February 23, 2018 10:09:40 Pacific Standard Time

Name: 180222M1\_2, Date: 22-Feb-2018, Time: 14:38:45, ID: ST180222M1-1 PFC CS-2 18B0810, Description: PFC CS-2 18B0810



Dataset: F:\Projects\PFAS.PRO\Results\180222M1\180222M1-CRV.qld

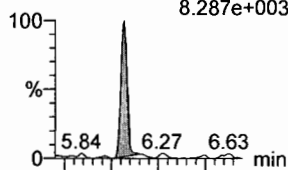
Last Altered: Friday, February 23, 2018 09:51:26 Pacific Standard Time

Printed: Friday, February 23, 2018 10:09:40 Pacific Standard Time

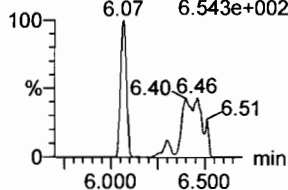
Name: 180222M1\_2, Date: 22-Feb-2018, Time: 14:38:45, ID: ST180222M1-1 PFC CS-2 18B0810, Description: PFC CS-2 18B0810

**PFTeDA**

F60:MRM of 2 channels,ES-  
712.9 > 668.8  
8.287e+003

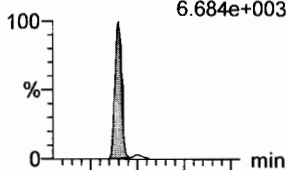


F60:MRM of 2 channels,ES-  
712.9 > 369  
6.543e+002

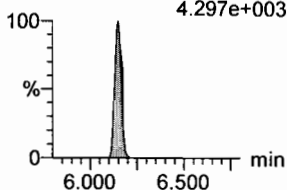


**N-EtFOSA**

F40:MRM of 2 channels,ES-  
526.1 > 168.9  
6.684e+003

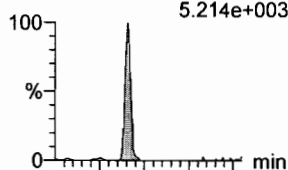


F40:MRM of 2 channels,ES-  
526.1 > 219  
4.297e+003

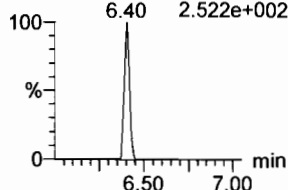


**PFHxDA**

F62:MRM of 2 channels,ES-  
813.1 > 768.6  
5.214e+003

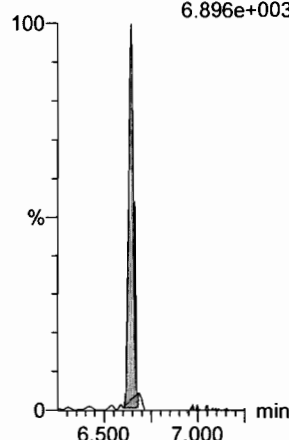


F62:MRM of 2 channels,ES-  
813.1 > 219  
2.522e+002



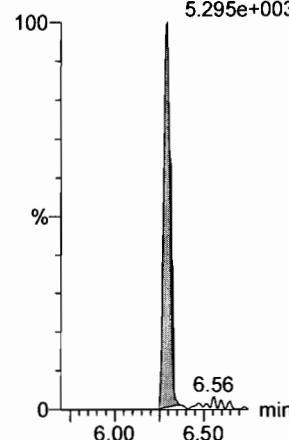
**PFODA**

F64:MRM of 1 channel,ES-  
913.1 > 868.8  
6.896e+003



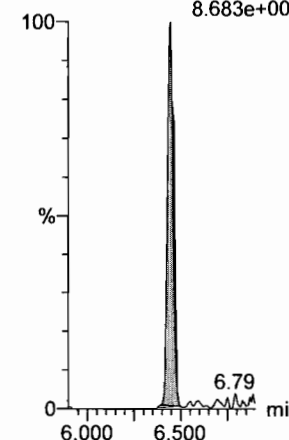
**N-MeFOSE**

F55:MRM of 1 channel,ES-  
616.1 > 58.9  
5.295e+003



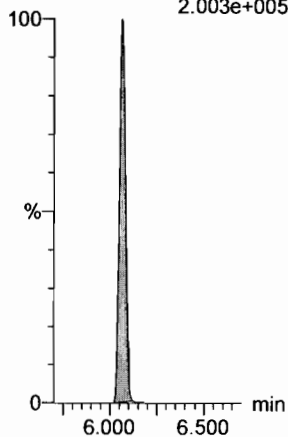
**N-EtFOSE**

F57:MRM of 1 channel,ES-  
630.1 > 58.9  
8.683e+003



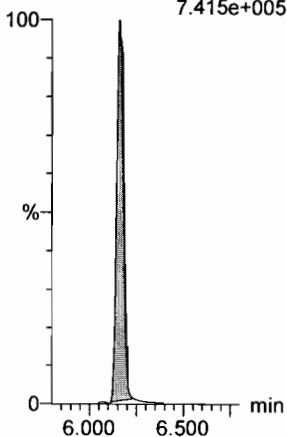
**13C2-PFTeDA**

F61:MRM of 2 channels,ES-  
714.8 > 669.6  
2.003e+005



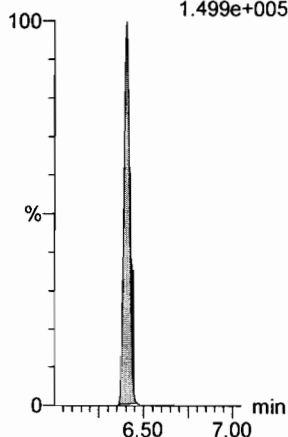
**d5-N-ETFOSA**

F43:MRM of 1 channel,ES-  
531.1 > 168.9  
7.415e+005



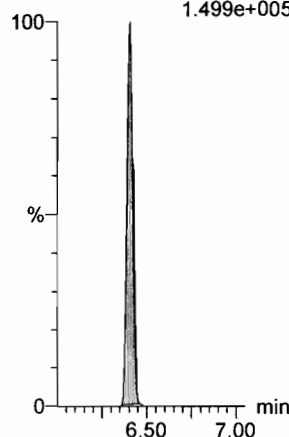
**13C2-PFHxDA**

F63:MRM of 1 channel,ES-  
815 > 769.7  
1.499e+005



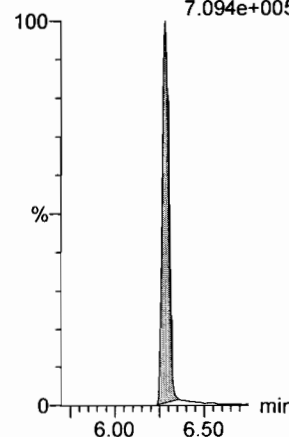
**13C2-PFODA**

F63:MRM of 1 channel,ES-  
815 > 769.7  
1.499e+005



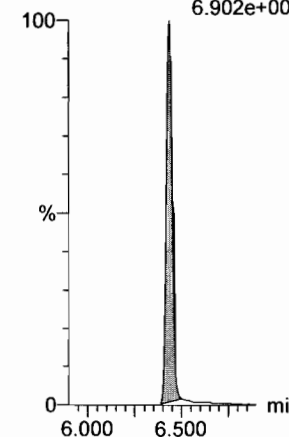
**d7-N-MeFOSE**

F56:MRM of 1 channel,ES-  
623.1 > 58.9  
7.094e+005



**d9-N-EtFOSE**

F58:MRM of 1 channel,ES-  
639.2 > 58.8  
6.902e+005



Dataset: F:\Projects\PFAS.PRO\Results\180222M1\180222M1-CRV.qld

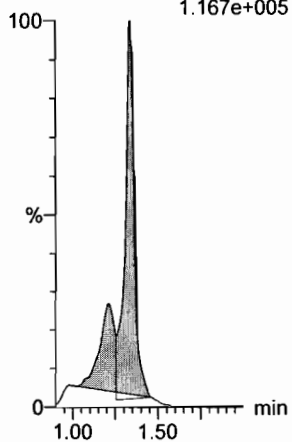
Last Altered: Friday, February 23, 2018 09:51:26 Pacific Standard Time

Printed: Friday, February 23, 2018 10:09:40 Pacific Standard Time

Name: 180222M1\_2, Date: 22-Feb-2018, Time: 14:38:45, ID: ST180222M1-1 PFC CS-2 18B0810, Description: PFC CS-2 18B0810

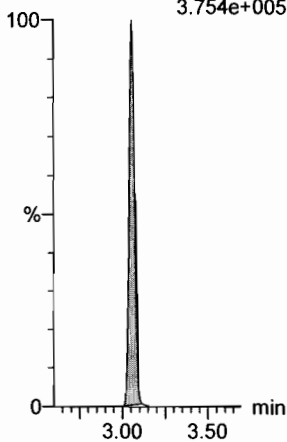
**13C4-PFBA**

F3:MRM of 1 channel,ES-  
217. > 171.8  
1.167e+005



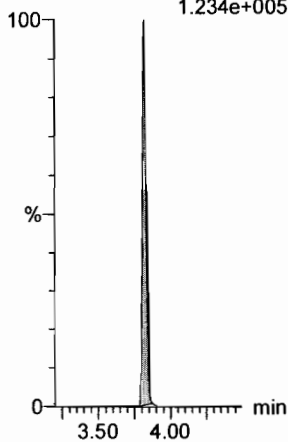
**13C5-PFHxA**

F10:MRM of 1 channel,ES-  
318 > 272.9  
3.754e+005



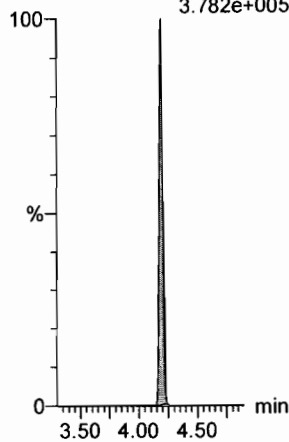
**13C3-PFHxS**

F18:MRM of 1 channel,ES-  
401.9 > 79.9  
1.234e+005



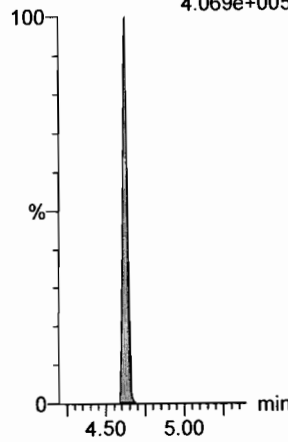
**13C8-PFOA**

F22:MRM of 1 channel,ES-  
421.3 > 376  
3.782e+005



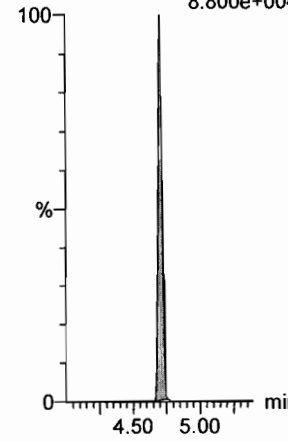
**13C9-PFNA**

F28:MRM of 1 channel,ES-  
472.2 > 426.9  
4.069e+005



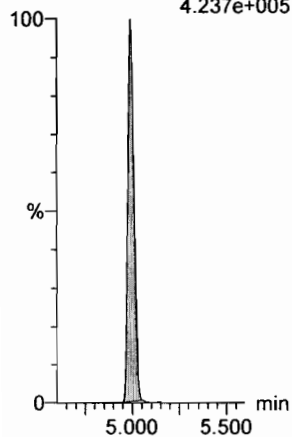
**13C4-PFOS**

F32:MRM of 1 channel,ES-  
503 > 79.9  
8.800e+004



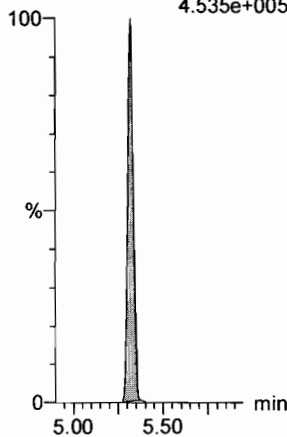
**13C6-PFDA**

F39:MRM of 1 channel,ES-  
519.1 > 473.7  
4.237e+005



**13C7-PFUdA**

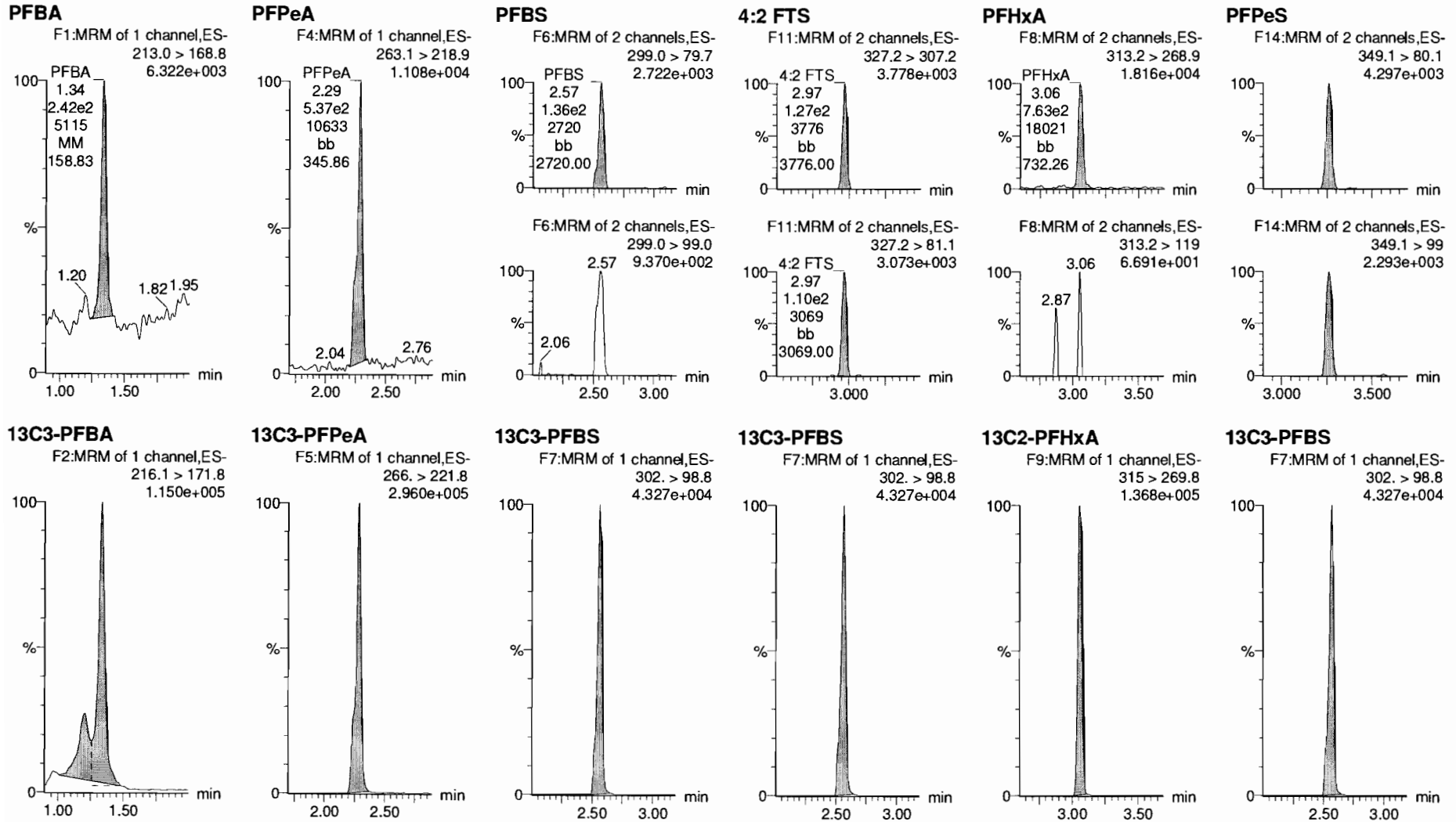
F48:MRM of 1 channel,ES-  
570.1 > 524.8  
4.535e+005



Dataset: F:\Projects\PFAS.PRO\Results\180222M1\180222M1-CRV.qld

Last Altered: Friday, February 23, 2018 10:30:46 Pacific Standard Time  
Printed: Friday, February 23, 2018 10:31:51 Pacific Standard Time

Name: 180222M1\_3, Date: 22-Feb-2018, Time: 14:50:11, ID: ST180222M1-2 PFC CS-1 18B0811, Description: PFC CS-1 18B0811



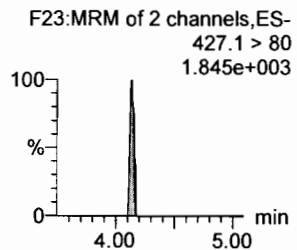
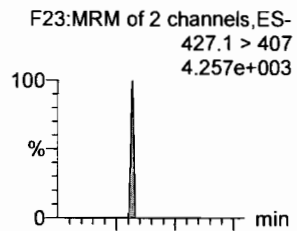
Dataset: F:\Projects\PFAS.PRO\Results\180222M1\180222M1-CRV.qld

Last Altered: Friday, February 23, 2018 09:51:26 Pacific Standard Time

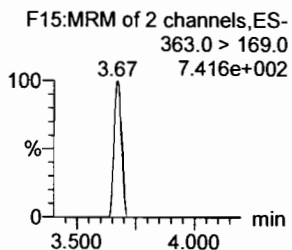
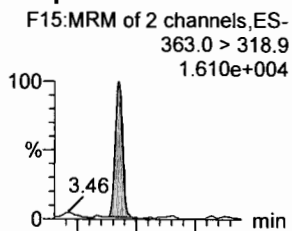
Printed: Friday, February 23, 2018 10:09:40 Pacific Standard Time

Name: 180222M1\_3, Date: 22-Feb-2018, Time: 14:50:11, ID: ST180222M1-2 PFC CS-1 18B0811, Description: PFC CS-1 18B0811

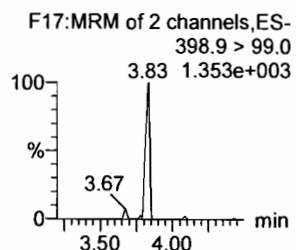
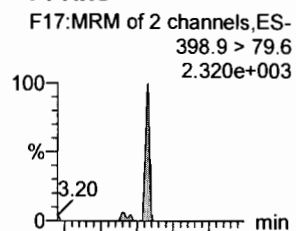
6:2 FTS



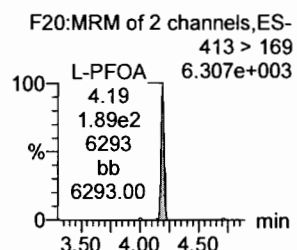
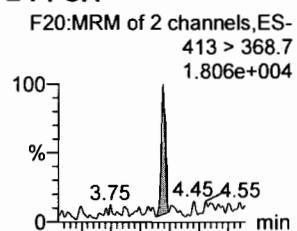
PFHpA



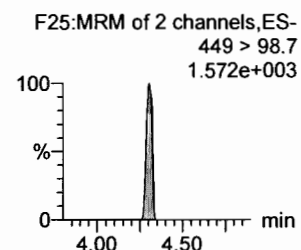
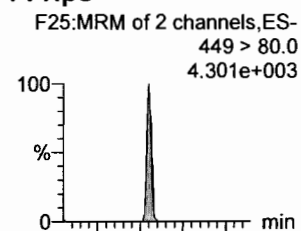
L-PFHxS



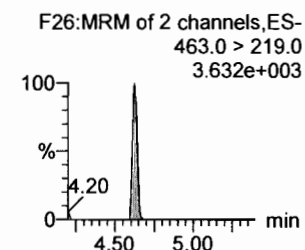
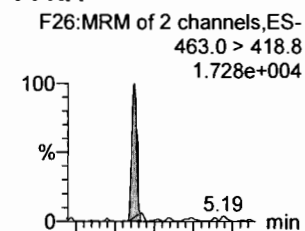
L-PFOA



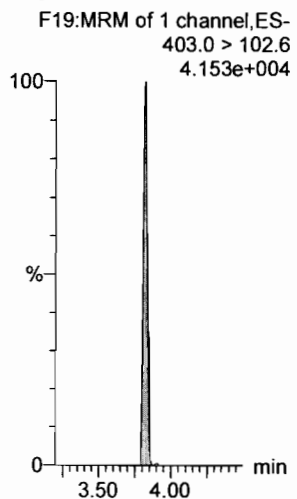
PFHpS



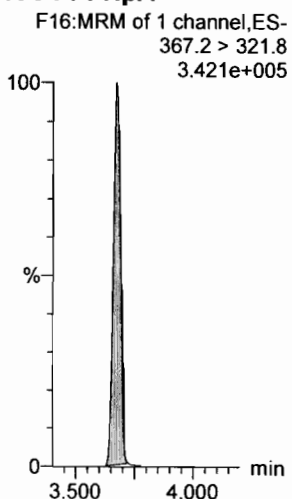
PFNA



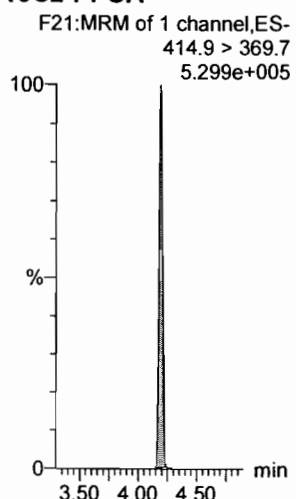
1802-PFHxS



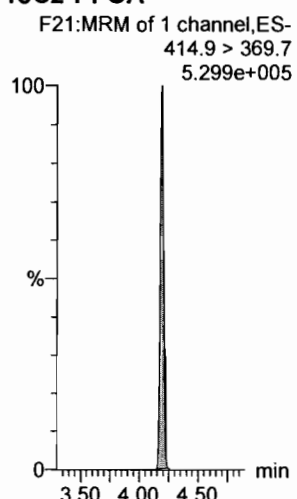
13C4-PFHpA



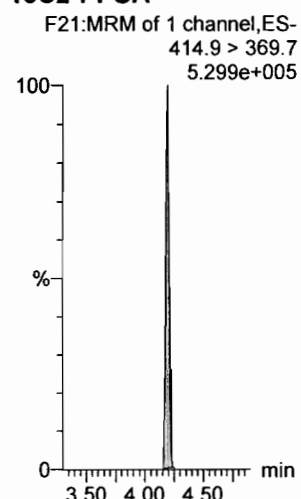
13C2-PFOA



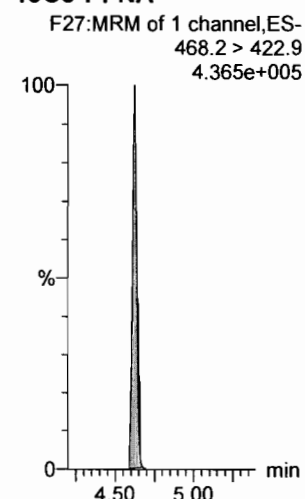
13C2-PFOA



13C2-PFOA



13C5-PFNA



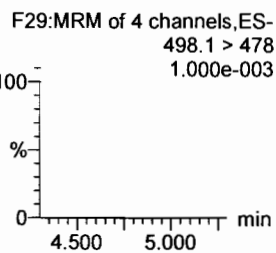
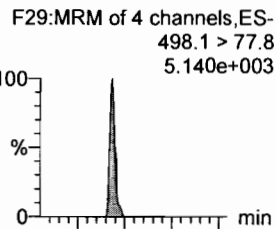
Dataset: F:\Projects\PFAS.PRO\Results\180222M1\180222M1-CRV.qld

Last Altered: Friday, February 23, 2018 09:51:26 Pacific Standard Time

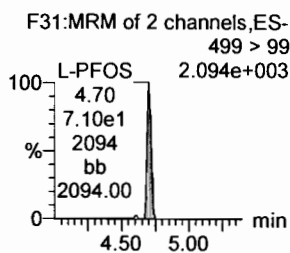
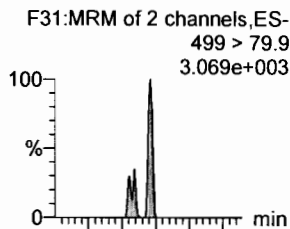
Printed: Friday, February 23, 2018 10:09:40 Pacific Standard Time

Name: 180222M1\_3, Date: 22-Feb-2018, Time: 14:50:11, ID: ST180222M1-2 PFC CS-1 18B0811, Description: PFC CS-1 18B0811

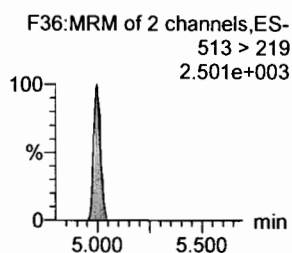
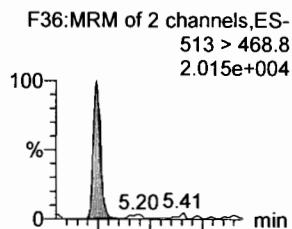
**PFOSA**



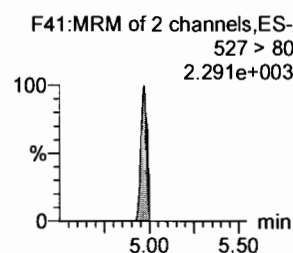
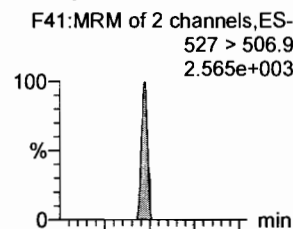
**L-PFOS**



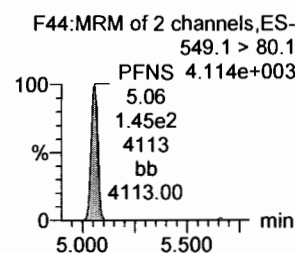
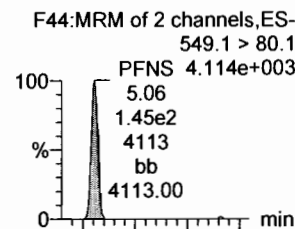
**PFDA**



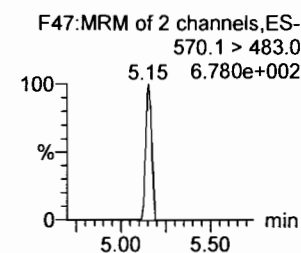
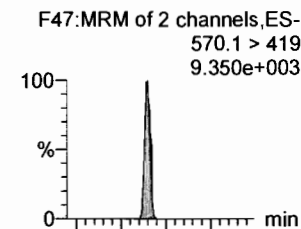
**8:2 FTS**



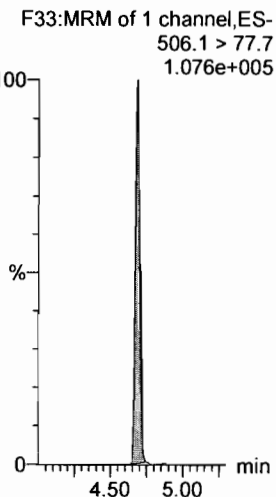
**PFNS**



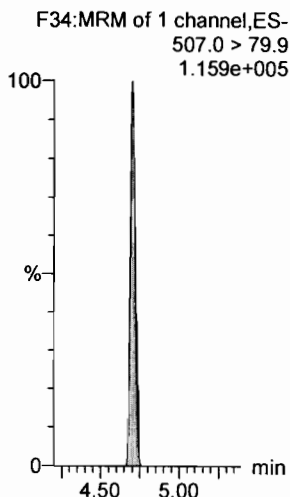
**N-MeFOSAA**



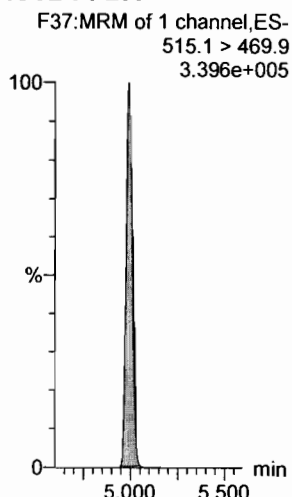
**13C8-PFOSA**



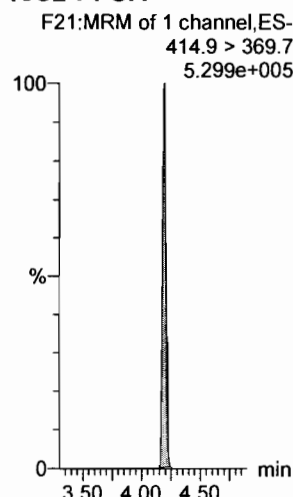
**13C8-PFOS**



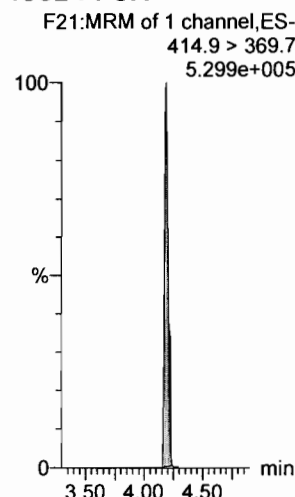
**13C2-PFDA**



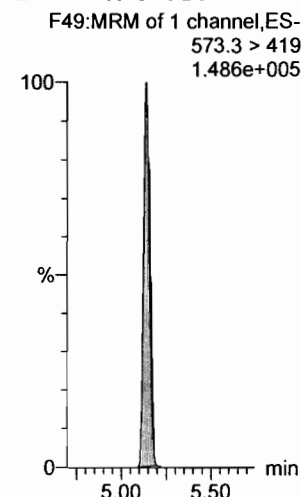
**13C2-PFOA**



**13C2-PFOA**



**d3-N-MeFOSAA**

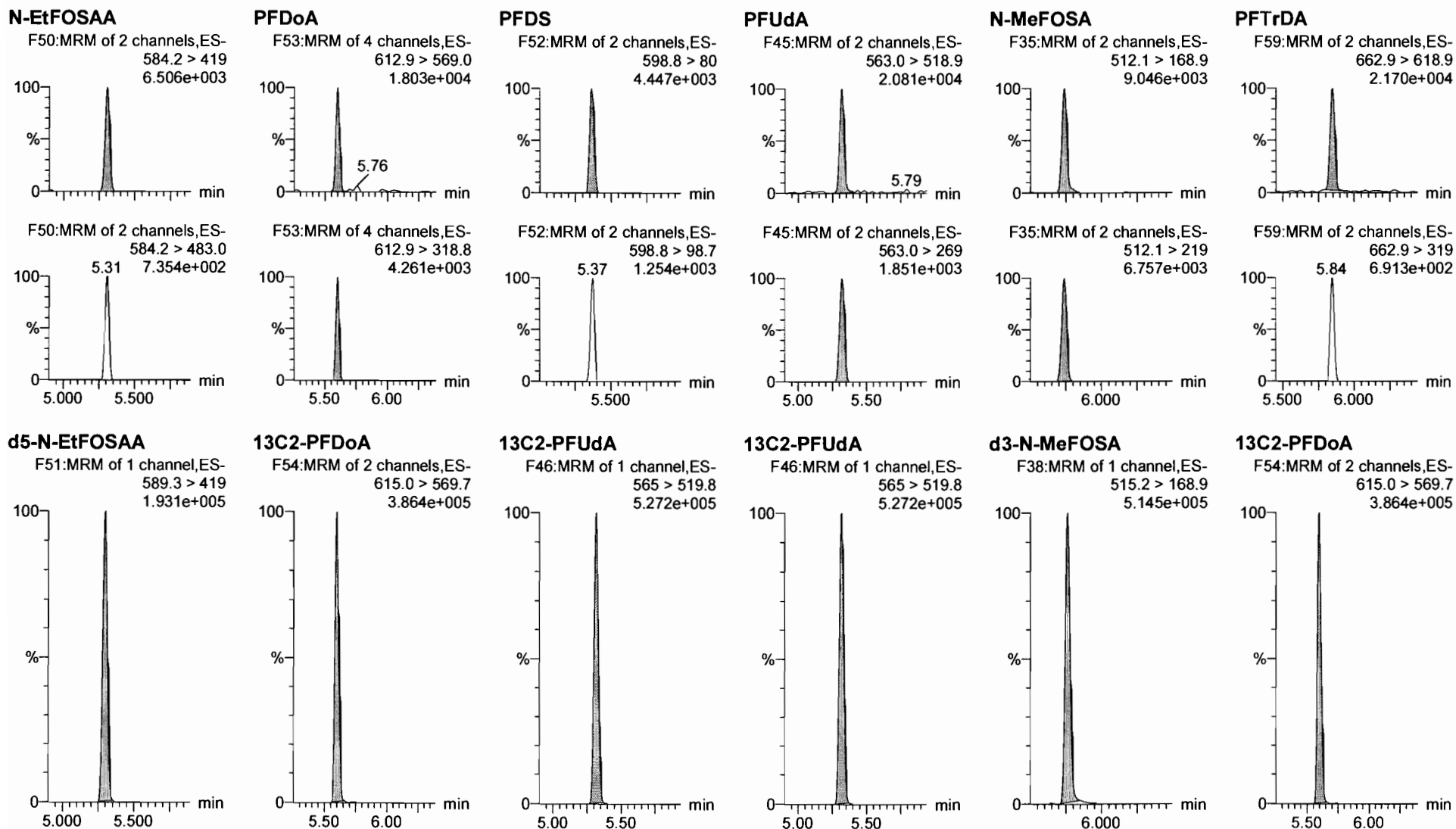


Dataset: F:\Projects\PFAS.PRO\Results\180222M1\180222M1-CRV.qld

Last Altered: Friday, February 23, 2018 09:51:26 Pacific Standard Time

Printed: Friday, February 23, 2018 10:09:40 Pacific Standard Time

Name: 180222M1\_3, Date: 22-Feb-2018, Time: 14:50:11, ID: ST180222M1-2 PFC CS-1 18B0811, Description: PFC CS-1 18B0811



Dataset: F:\Projects\PFAS.PRO\Results\180222M1\180222M1-CRV.qld

Last Altered: Friday, February 23, 2018 09:51:26 Pacific Standard Time

Printed: Friday, February 23, 2018 10:09:40 Pacific Standard Time

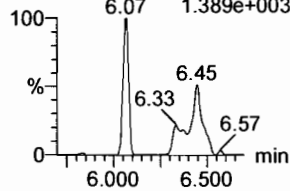
Name: 180222M1\_3, Date: 22-Feb-2018, Time: 14:50:11, ID: ST180222M1-2 PFC CS-1 18B0811, Description: PFC CS-1 18B0811

**PFTeDA**

F60:MRM of 2 channels,ES-  
712.9 > 668.8  
1.513e+004




F60:MRM of 2 channels,ES-  
712.9 > 369  
1.389e+003

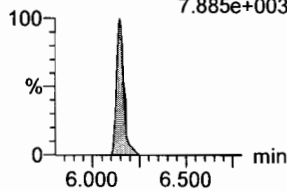


**N-EtFOSA**

F40:MRM of 2 channels,ES-  
526.1 > 168.9  
1.130e+004



F40:MRM of 2 channels,ES-  
526.1 > 219  
7.885e+003

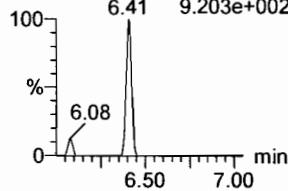


**PFHxDA**

F62:MRM of 2 channels,ES-  
813.1 > 768.6  
1.137e+004




F62:MRM of 2 channels,ES-  
813.1 > 219  
9.203e+002



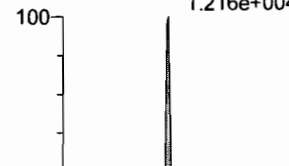
**PFODA**

F64:MRM of 1 channel,ES-  
913.1 > 868.8  
1.508e+004




**N-MeFOSE**

F55:MRM of 1 channel,ES-  
616.1 > 58.9  
1.216e+004



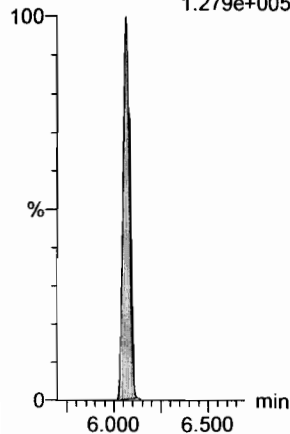
**N-EtFOSE**

F57:MRM of 1 channel,ES-  
630.1 > 58.9  
1.569e+004



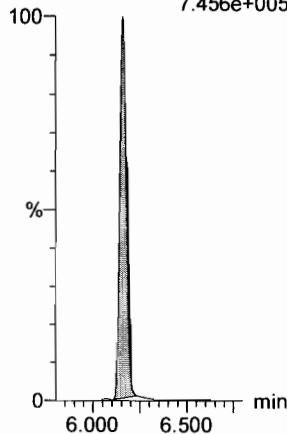
**13C2-PFTeDA**

F61:MRM of 2 channels,ES-  
714.8 > 669.6  
1.279e+005



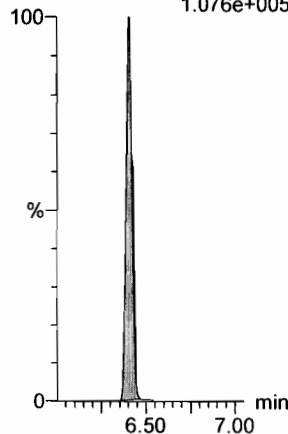
**d5-N-ETFOSA**

F43:MRM of 1 channel,ES-  
531.1 > 168.9  
7.456e+005



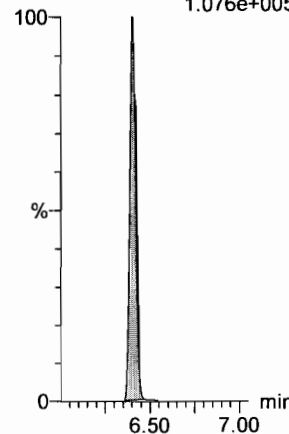
**13C2-PFHxDA**

F63:MRM of 1 channel,ES-  
815 > 769.7  
1.076e+005



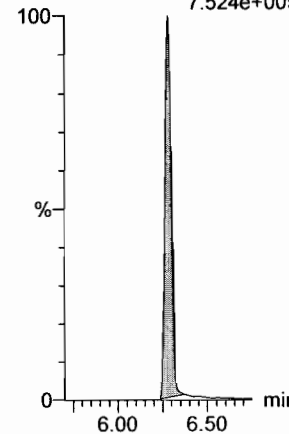
**13C2-PFHxDA**

F63:MRM of 1 channel,ES-  
815 > 769.7  
1.076e+005



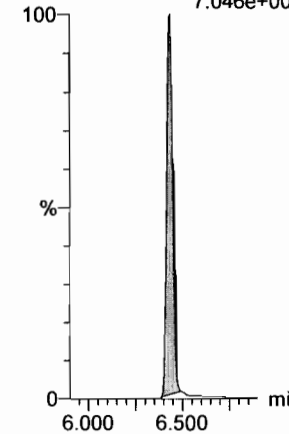
**d7-N-MeFOSE**

F56:MRM of 1 channel,ES-  
623.1 > 58.9  
7.524e+005



**d9-N-EtFOSE**

F58:MRM of 1 channel,ES-  
639.2 > 58.8  
7.046e+005



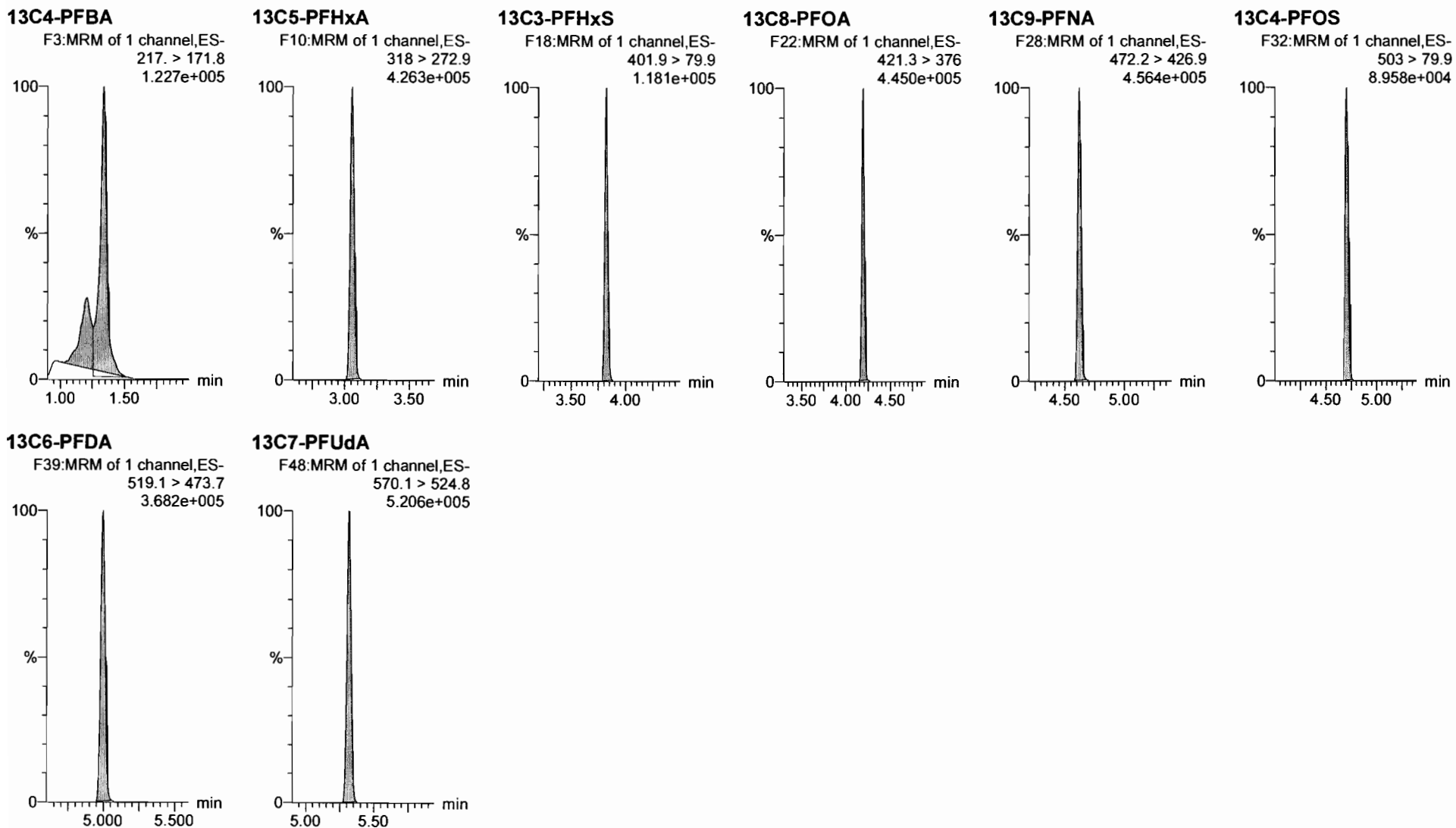


Dataset: F:\Projects\PFAS.PRO\Results\180222M1\180222M1-CRV.qld

Last Altered: Friday, February 23, 2018 09:51:26 Pacific Standard Time

Printed: Friday, February 23, 2018 10:09:40 Pacific Standard Time

Name: 180222M1\_3, Date: 22-Feb-2018, Time: 14:50:11, ID: ST180222M1-2 PFC CS-1 18B0811, Description: PFC CS-1 18B0811



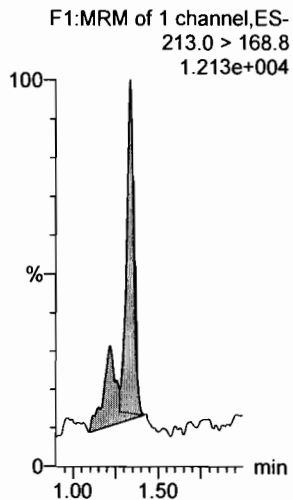
Dataset: F:\Projects\PFAS.PRO\Results\180222M1\180222M1-CRV.qld

Last Altered: Friday, February 23, 2018 09:51:26 Pacific Standard Time

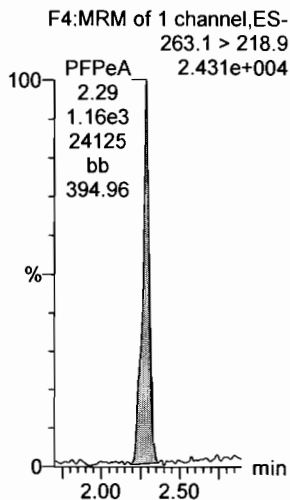
Printed: Friday, February 23, 2018 10:09:40 Pacific Standard Time

Name: 180222M1\_4, Date: 22-Feb-2018, Time: 15:01:42, ID: ST180222M1-3 PFC CS0 18B0812, Description: PFC CS0 18B0812

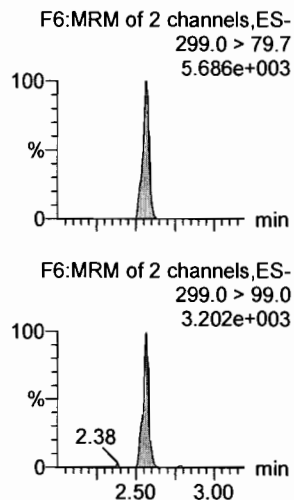
**PFBA**



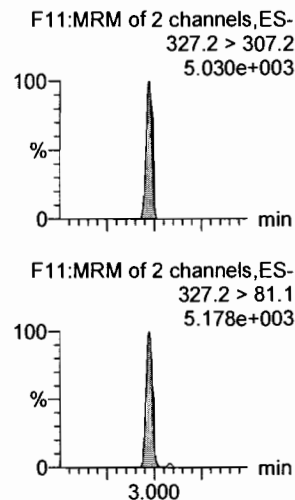
**PFPeA**



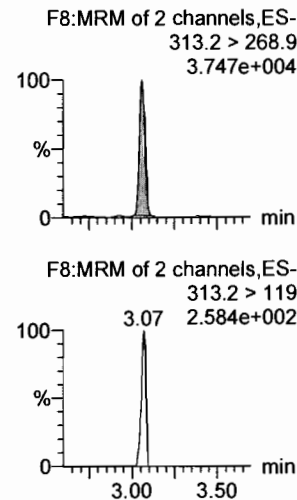
**PFBS**



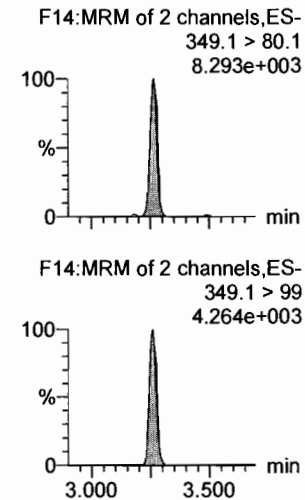
**4:2 FTS**



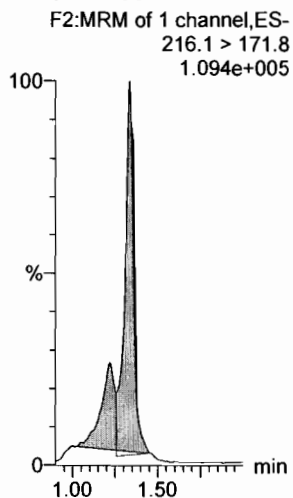
**PFHxA**



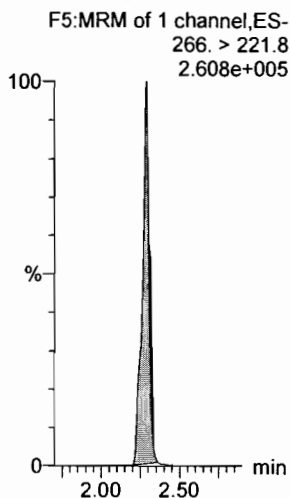
**PFPeS**



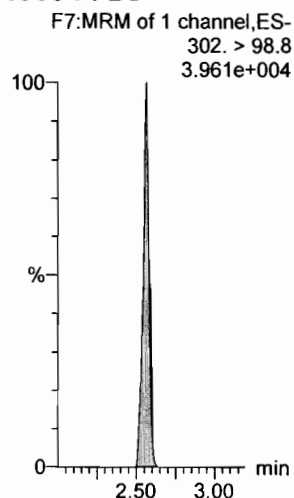
**13C3-PFBA**



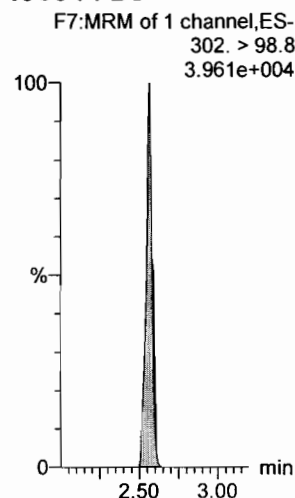
**13C3-PFPeA**



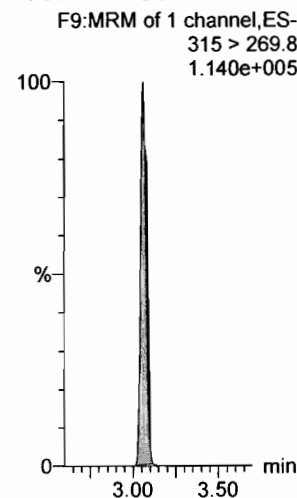
**13C3-PFBS**



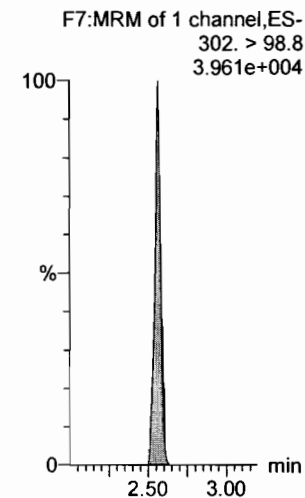
**13C3-PFBS**



**13C2-PFHxA**



**13C3-PFBS**



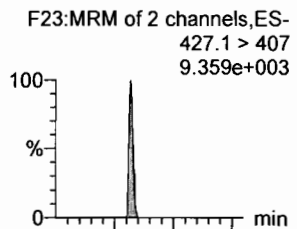
Dataset: F:\Projects\PFAS.PRO\Results\180222M1\180222M1-CRV.qld

Last Altered: Friday, February 23, 2018 09:51:26 Pacific Standard Time

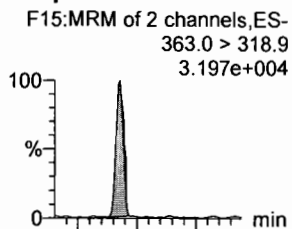
Printed: Friday, February 23, 2018 10:09:40 Pacific Standard Time

Name: 180222M1\_4, Date: 22-Feb-2018, Time: 15:01:42, ID: ST180222M1-3 PFC CS0 18B0812, Description: PFC CS0 18B0812

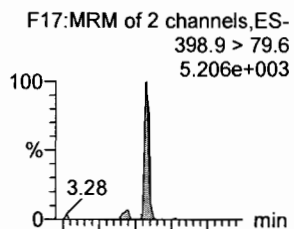
**6:2 FTS**



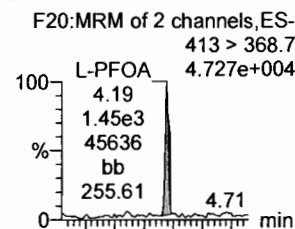
**PFHpA**



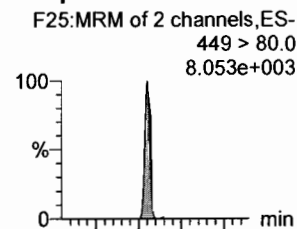
**L-PFHxS**



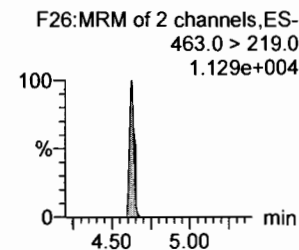
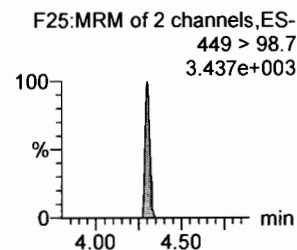
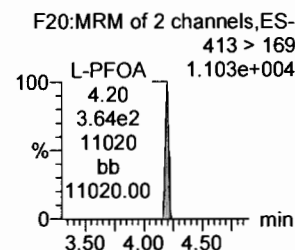
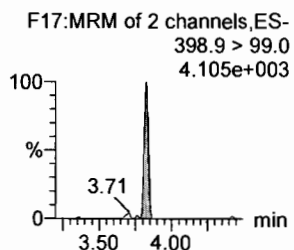
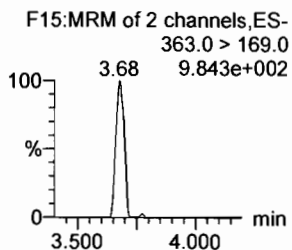
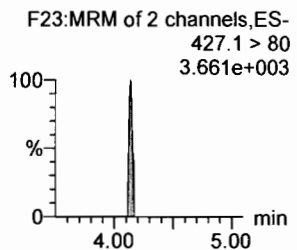
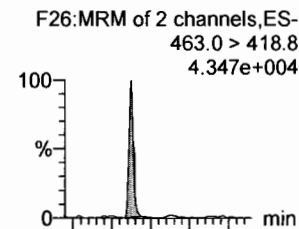
**L-PFOA**



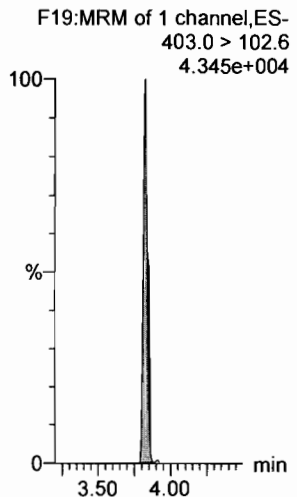
**PFHpS**



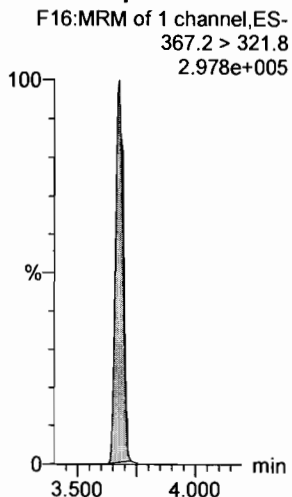
**PFNA**



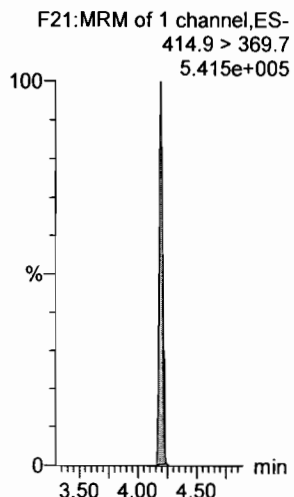
**1802-PFHxS**



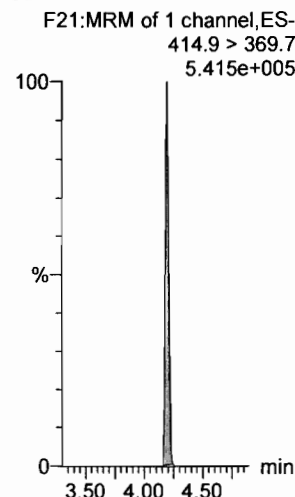
**13C4-PFHpA**



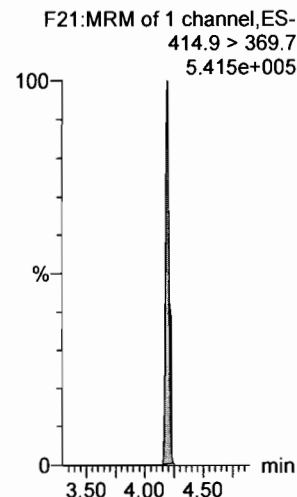
**13C2-PFOA**



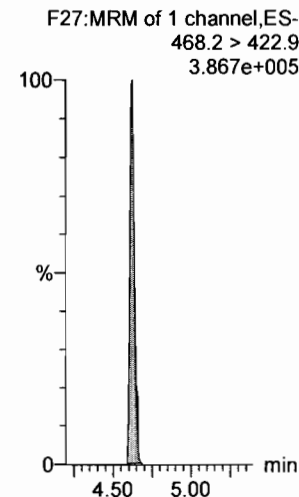
**13C2-PFOA**



**13C2-PFOA**



**13C5-PFNA**



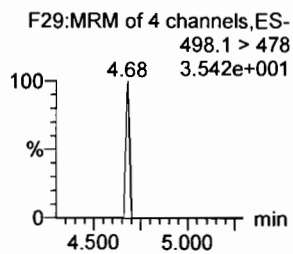
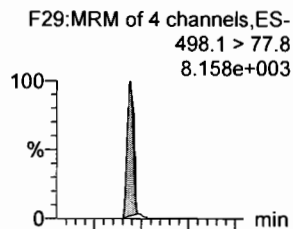
Dataset: F:\Projects\PFAS.PRO\Results\180222M1\180222M1-CRV.qld

Last Altered: Friday, February 23, 2018 09:51:26 Pacific Standard Time

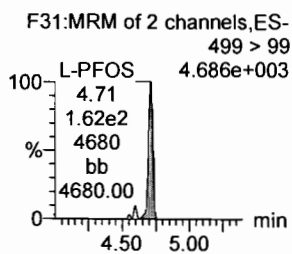
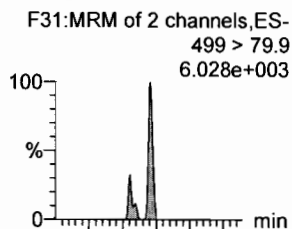
Printed: Friday, February 23, 2018 10:09:40 Pacific Standard Time

Name: 180222M1\_4, Date: 22-Feb-2018, Time: 15:01:42, ID: ST180222M1-3 PFC CS0 18B0812, Description: PFC CS0 18B0812

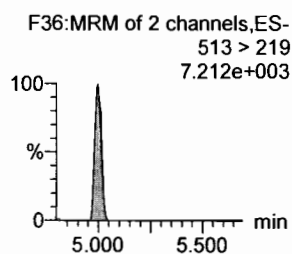
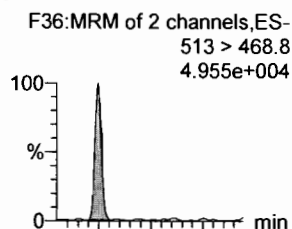
**PFOSA**



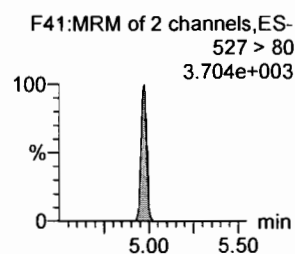
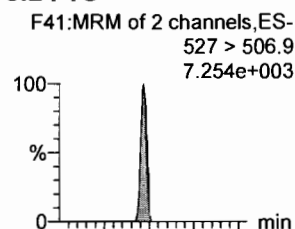
**L-PFOS**



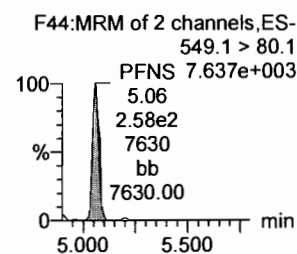
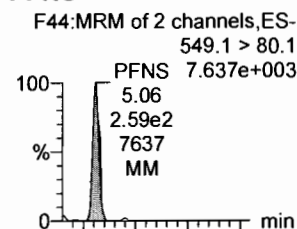
**PFDA**



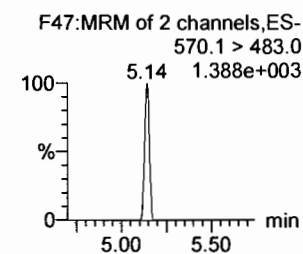
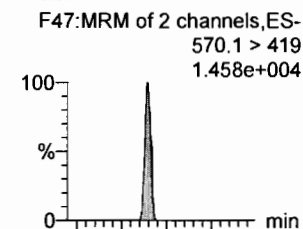
**8:2 FTS**



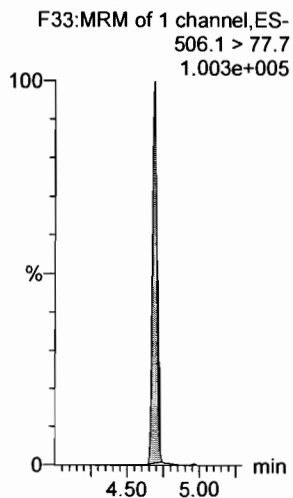
**PFNS**



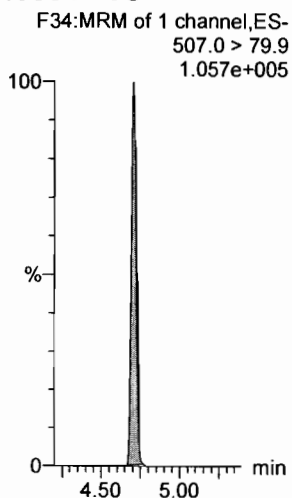
**N-MeFOSAA**




**13C8-PFOA**



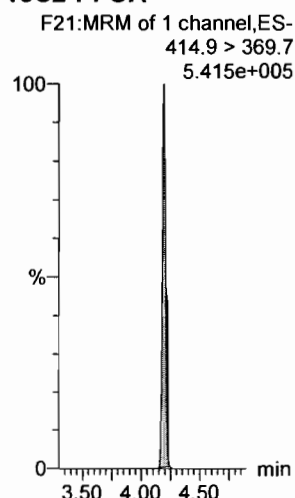
**13C8-PFOS**



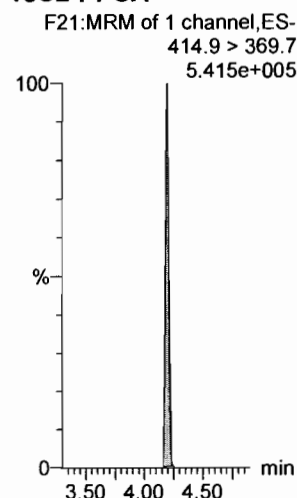
**13C2-PFDA**



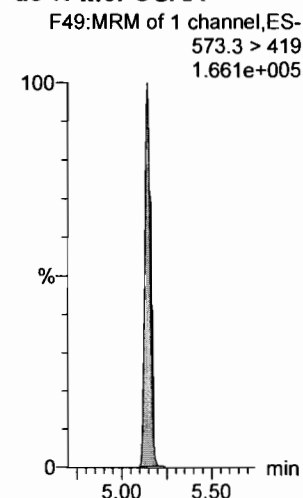
**13C2-PFOA**



**13C2-PFOA**



**d3-N-MeFOSAA**



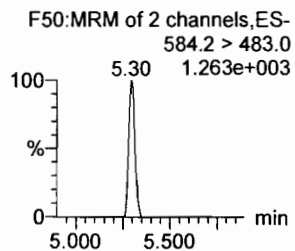
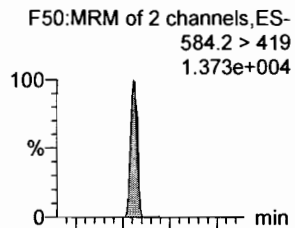
Dataset: F:\Projects\PFAS.PRO\Results\180222M1\180222M1-CRV.qld

Last Altered: Friday, February 23, 2018 09:51:26 Pacific Standard Time

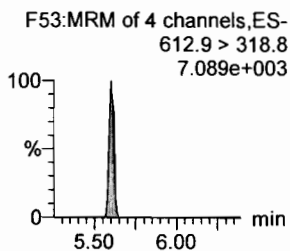
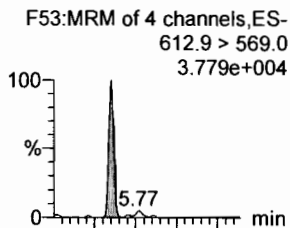
Printed: Friday, February 23, 2018 10:09:40 Pacific Standard Time

Name: 180222M1\_4, Date: 22-Feb-2018, Time: 15:01:42, ID: ST180222M1-3 PFC CS0 18B0812, Description: PFC CS0 18B0812

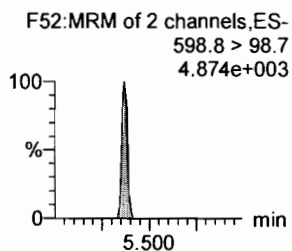
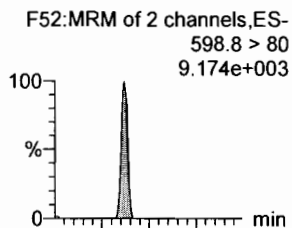
**N-EtFOSAA**



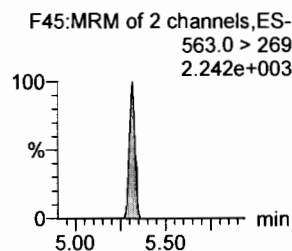
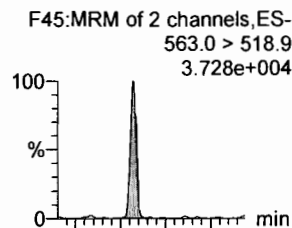
**PFDoA**



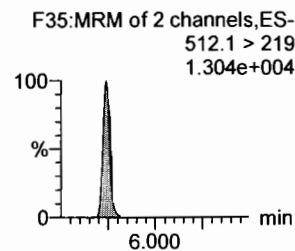
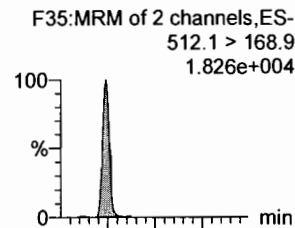
**PFDS**



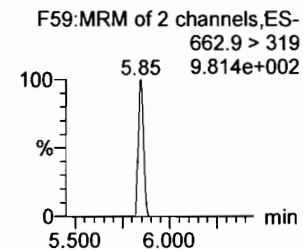
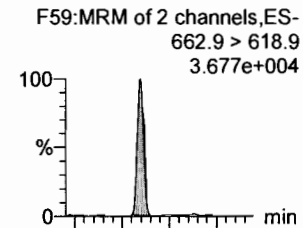
**PFUdA**



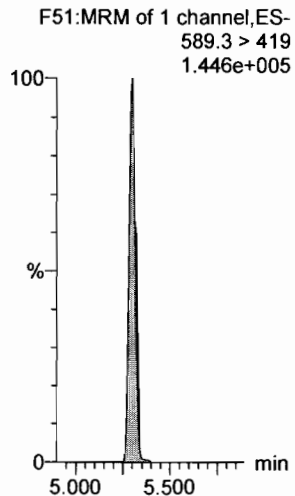
**N-MeFOSA**




**PFTrDA**



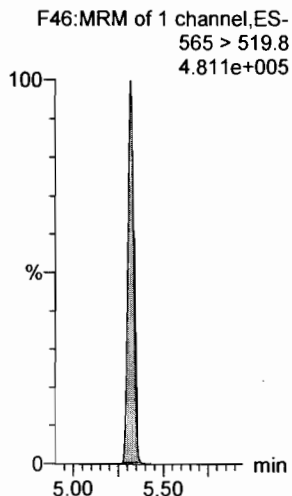
**d5-N-EtFOSAA**



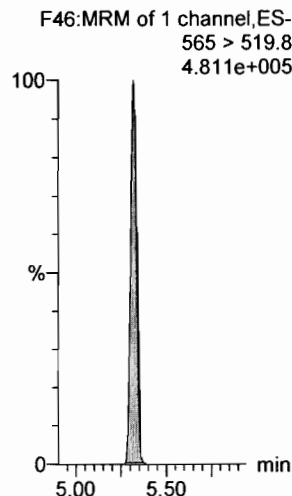
**13C2-PFDoA**



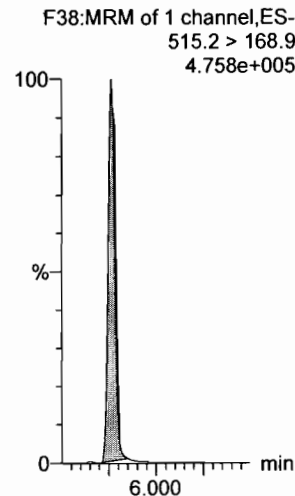
**13C2-PFUdA**



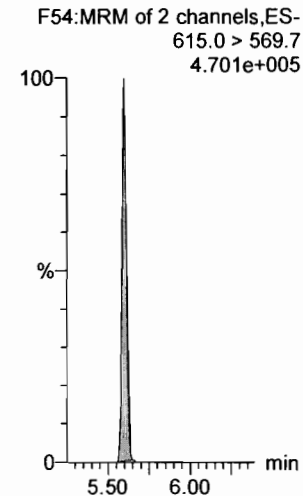
**13C2-PFUdA**



**d3-N-MeFOSA**



**13C2-PFDoA**

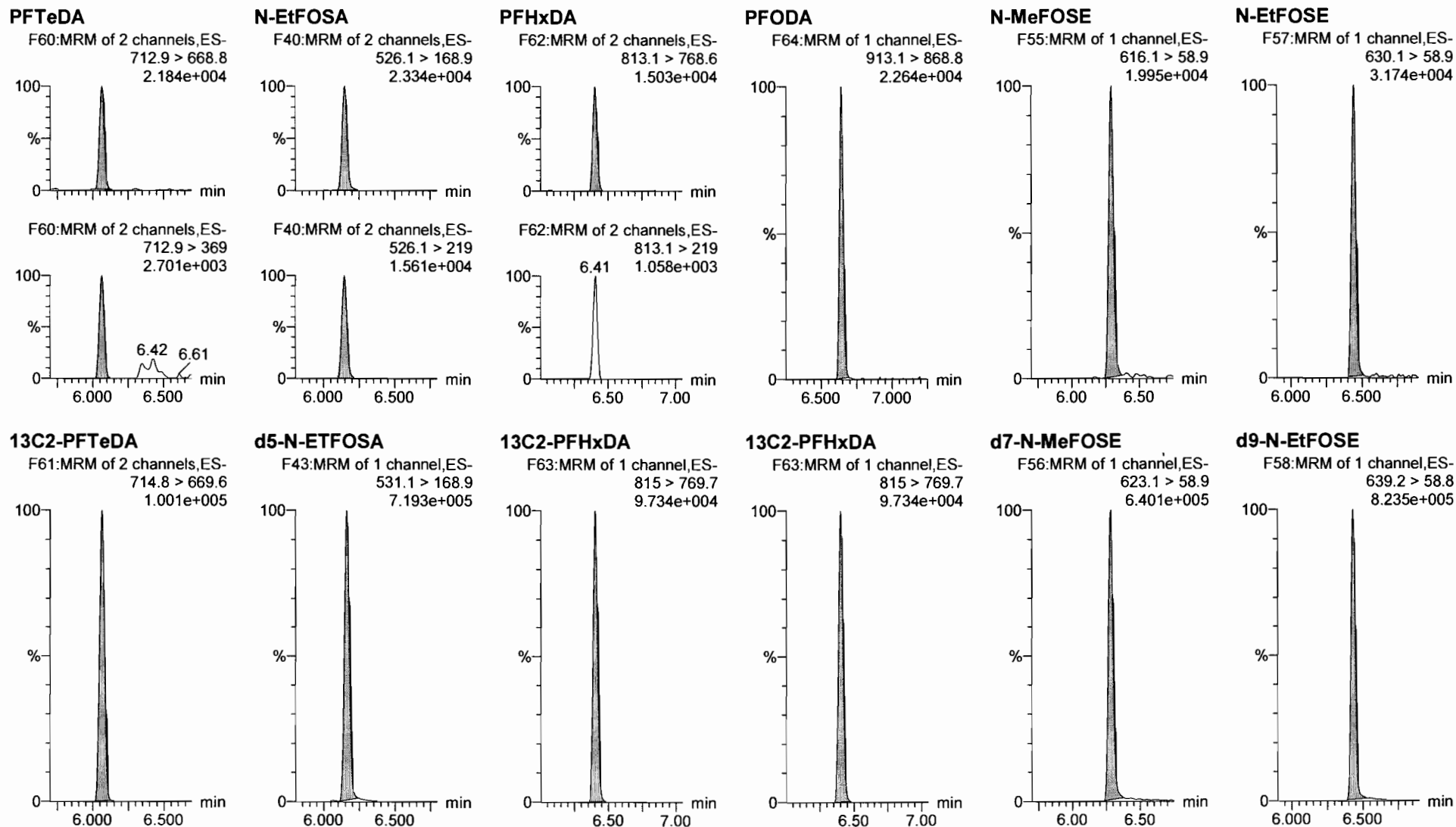


Dataset: F:\Projects\PFAS.PRO\Results\180222M1\180222M1-CRV.qld

Last Altered: Friday, February 23, 2018 09:51:26 Pacific Standard Time

Printed: Friday, February 23, 2018 10:09:40 Pacific Standard Time

Name: 180222M1\_4, Date: 22-Feb-2018, Time: 15:01:42, ID: ST180222M1-3 PFC CS0 18B0812, Description: PFC CS0 18B0812



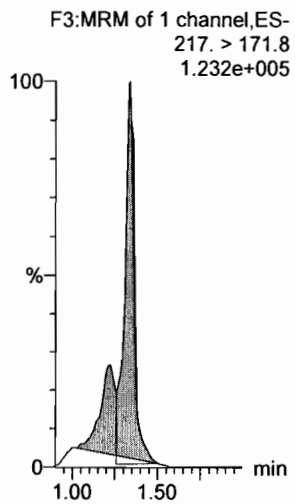
Dataset: F:\Projects\PFAS.PRO\Results\180222M1\180222M1-CRV.qld

Last Altered: Friday, February 23, 2018 09:51:26 Pacific Standard Time

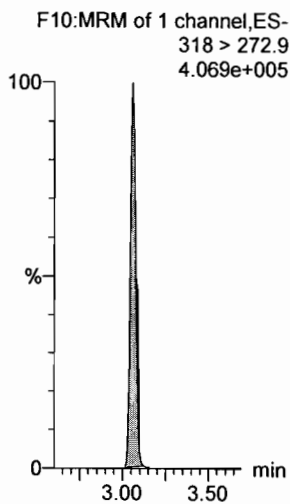
Printed: Friday, February 23, 2018 10:09:40 Pacific Standard Time

Name: 180222M1\_4, Date: 22-Feb-2018, Time: 15:01:42, ID: ST180222M1-3 PFC CS0 18B0812, Description: PFC CS0 18B0812

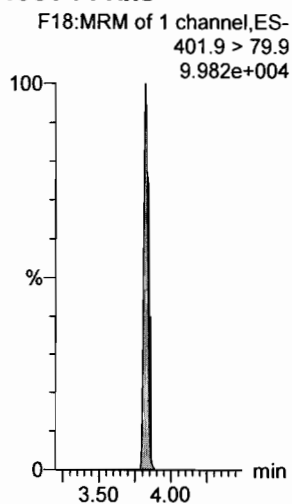
**13C4-PFBA**



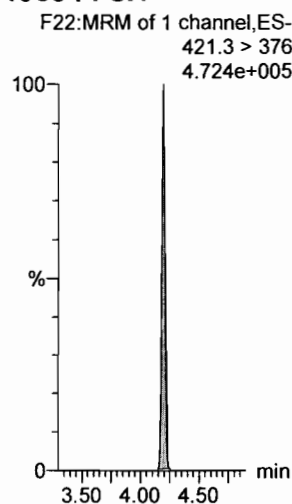
**13C5-PFHxA**



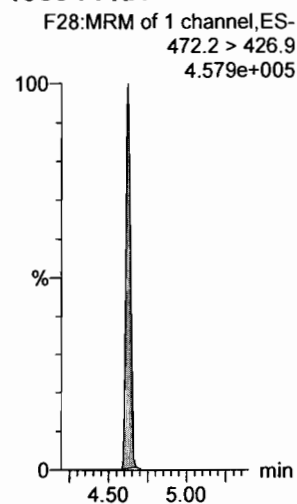
**13C3-PFHxS**



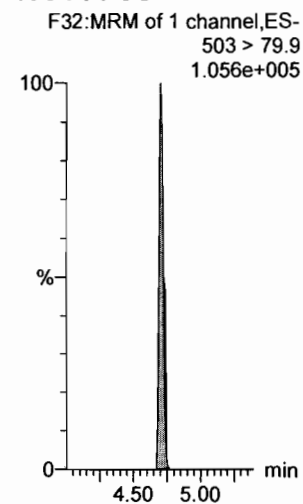
**13C8-PFOA**



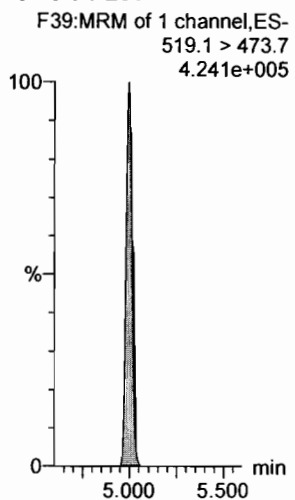
**13C9-PFNA**



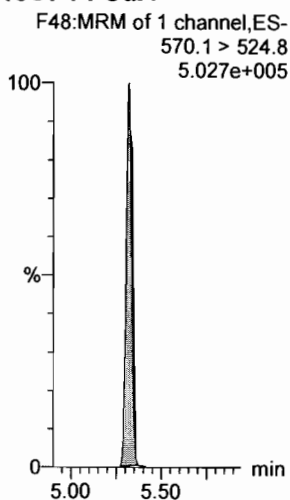
**13C4-PFOS**



**13C6-PFDA**



**13C7-PFUdA**

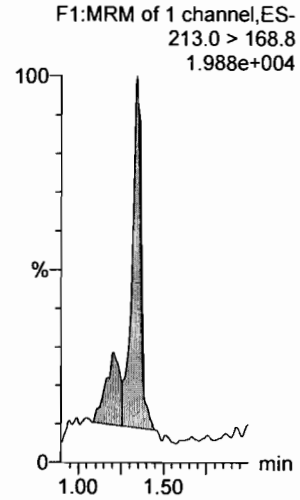


Dataset: F:\Projects\PFAS.PRO\Results\180222M1\180222M1-CRV.qld

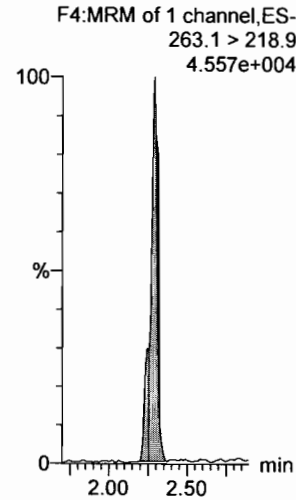
Last Altered: Friday, February 23, 2018 09:51:26 Pacific Standard Time  
Printed: Friday, February 23, 2018 10:09:40 Pacific Standard Time

Name: 180222M1\_5, Date: 22-Feb-2018, Time: 15:13:09, ID: ST180222M1-4 PFC CS1 18B0813, Description: PFC CS1 18B0813

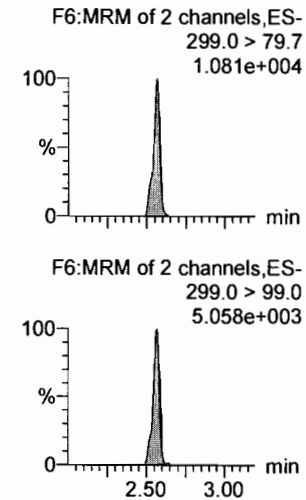
**PFBA**



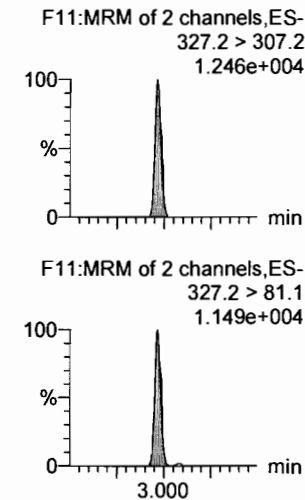
**PFPeA**



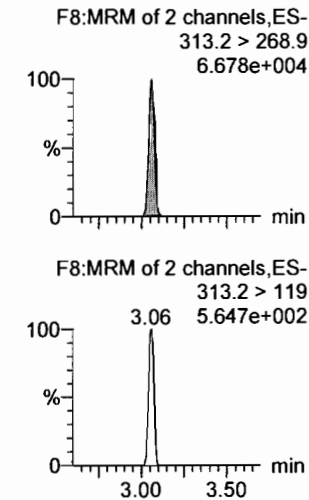
**PFBS**



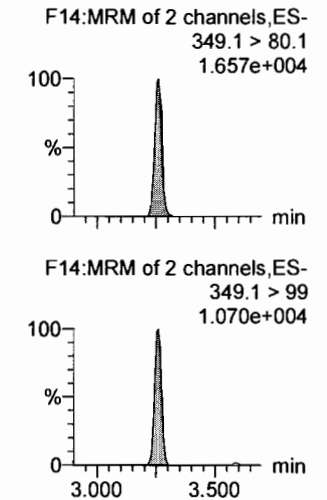
**4:2 FTS**



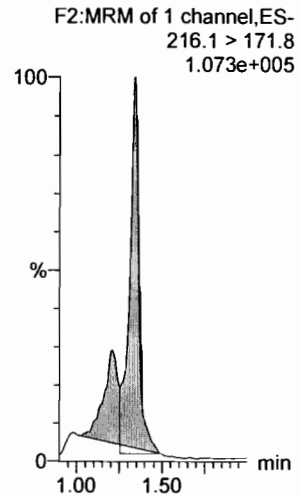
**PFHxA**



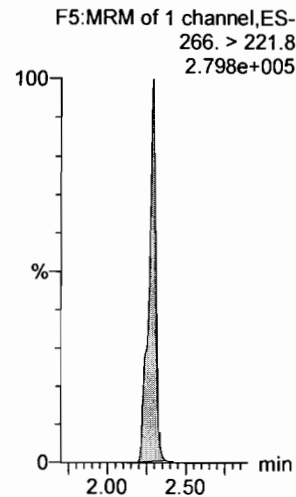
**PFPeS**



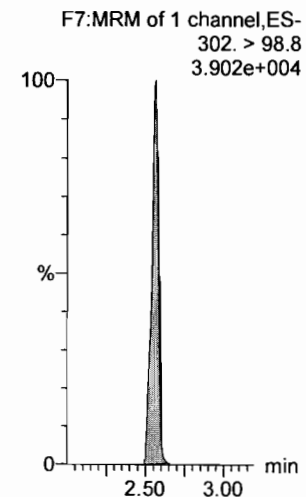
**13C3-PFBA**



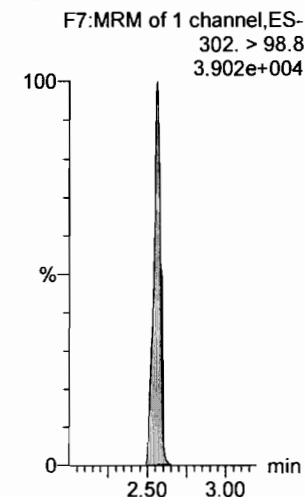
**13C3-PFPeA**



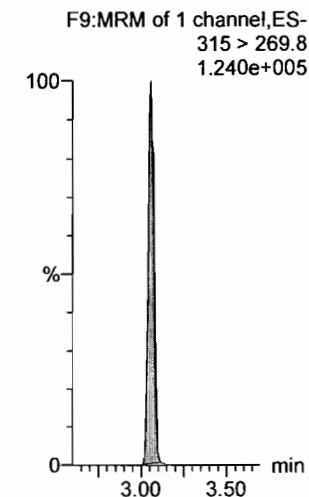
**13C3-PFBS**



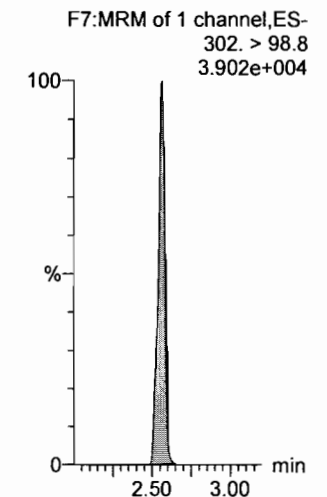
**13C3-PFBS**



**13C2-PFHxA**



**13C3-PFBS**





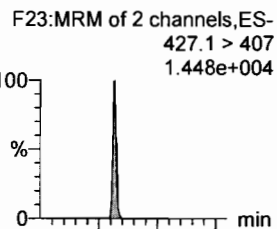
Dataset: F:\Projects\PFAS.PRO\Results\180222M1\180222M1-CRV.qld

Last Altered: Friday, February 23, 2018 09:51:26 Pacific Standard Time

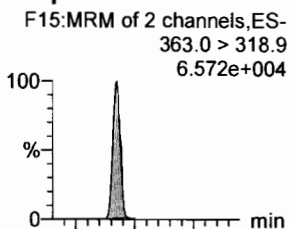
Printed: Friday, February 23, 2018 10:09:40 Pacific Standard Time

Name: 180222M1\_5, Date: 22-Feb-2018, Time: 15:13:09, ID: ST180222M1-4 PFC CS1 18B0813, Description: PFC CS1 18B0813

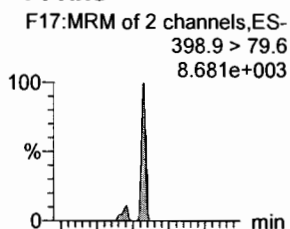
**6:2 FTS**



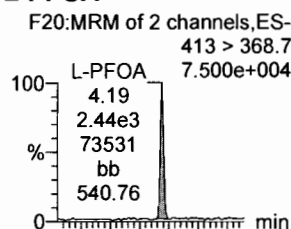
**PFHpA**



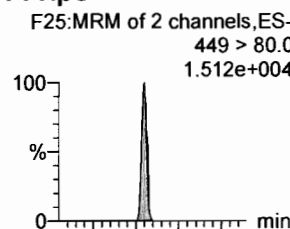
**L-PFHxS**



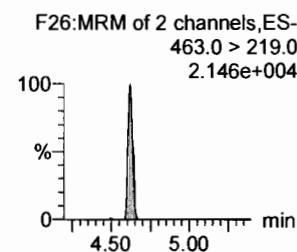
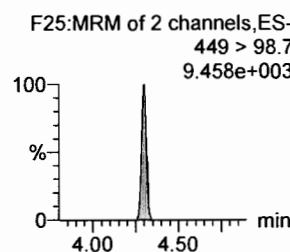

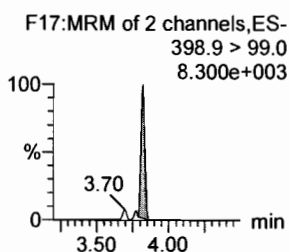
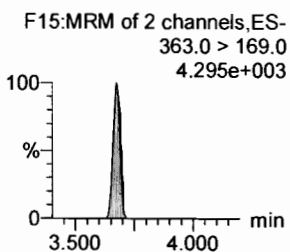
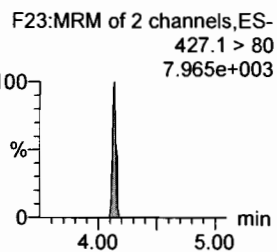
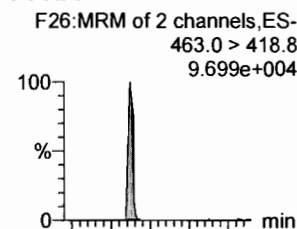
**L-PFOA**



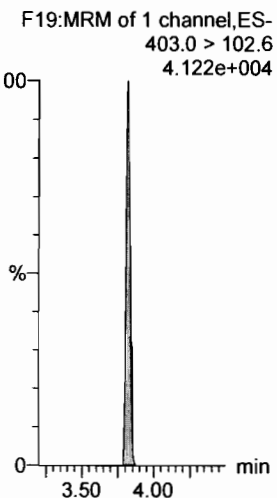
**PFHpS**



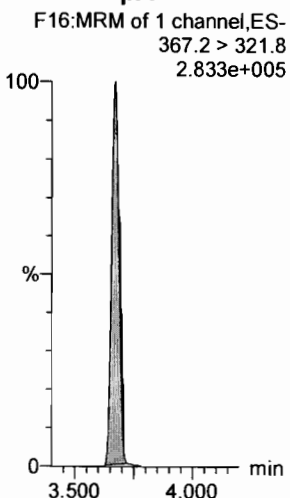
**PFNA**



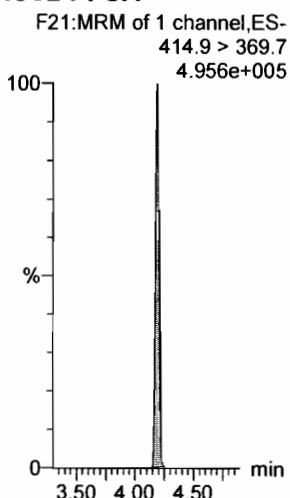
**1802-PFHxS**



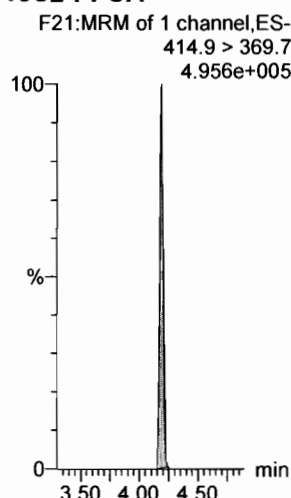
**13C4-PFHpA**



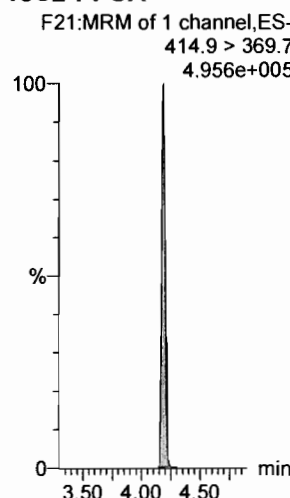
**13C2-PFOA**



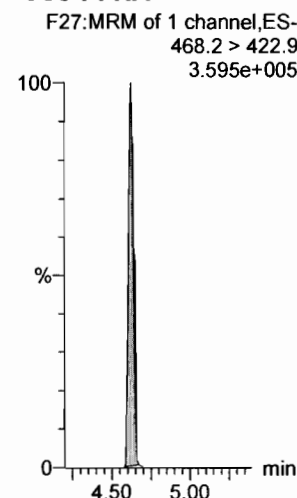
**13C2-PFOA**



**13C2-PFOA**



**13C5-PFNA**



Dataset: F:\Projects\PFAS.PRO\Results\180222M1\180222M1-CRV.qld

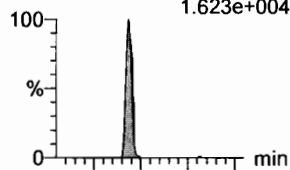
Last Altered: Friday, February 23, 2018 09:51:26 Pacific Standard Time

Printed: Friday, February 23, 2018 10:09:40 Pacific Standard Time

Name: 180222M1\_5, Date: 22-Feb-2018, Time: 15:13:09, ID: ST180222M1-4 PFC CS1 18B0813, Description: PFC CS1 18B0813

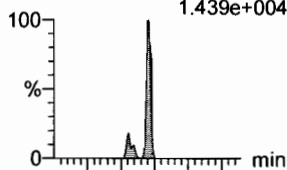
**PFOSA**

F29:MRM of 4 channels,ES-  
498.1 > 77.8  
1.623e+004



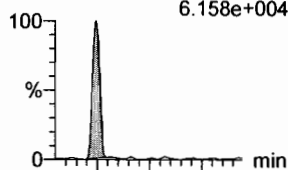
**L-PFOS**

F31:MRM of 2 channels,ES-  
499 > 79.9  
1.439e+004



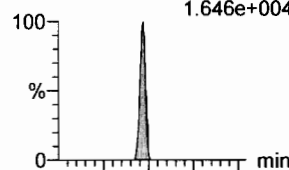
**PFDA**

F36:MRM of 2 channels,ES-  
513 > 468.8  
6.158e+004



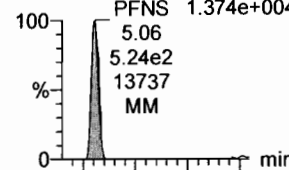
**8:2 FTS**

F41:MRM of 2 channels,ES-  
527 > 506.9  
1.646e+004



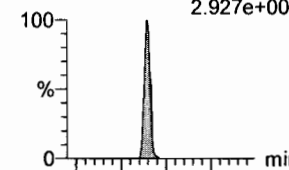
**PFNS**

F44:MRM of 2 channels,ES-  
549.1 > 80.1  
1.374e+004

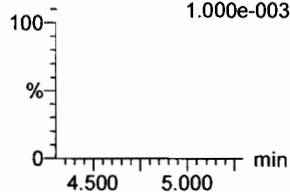


**N-MeFOSAA**

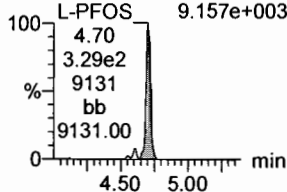
F47:MRM of 2 channels,ES-  
570.1 > 419  
2.927e+004



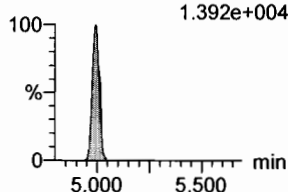
F29:MRM of 4 channels,ES-  
498.1 > 478  
1.000e-003



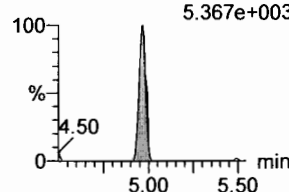
F31:MRM of 2 channels,ES-  
499 > 99  
9.157e+003



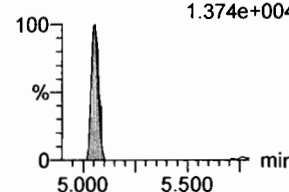
F36:MRM of 2 channels,ES-  
513 > 219  
1.392e+004



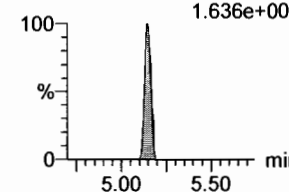
F41:MRM of 2 channels,ES-  
527 > 80  
5.367e+003



F44:MRM of 2 channels,ES-  
549.1 > 80.1  
1.374e+004

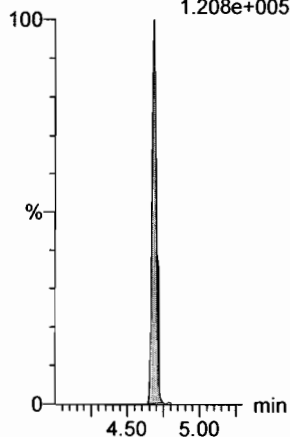


F47:MRM of 2 channels,ES-  
570.1 > 483.0  
1.636e+003



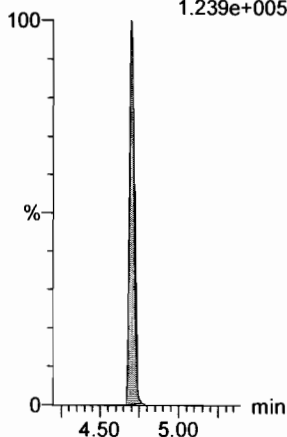
**13C8-PFOSA**

F33:MRM of 1 channel,ES-  
506.1 > 77.7  
1.208e+005



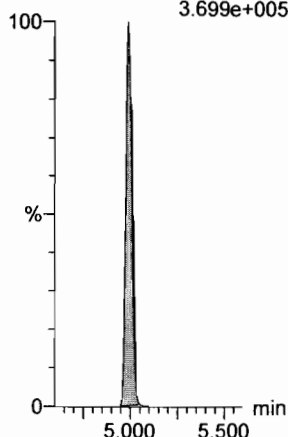
**13C8-PFOS**

F34:MRM of 1 channel,ES-  
507.0 > 79.9  
1.239e+005



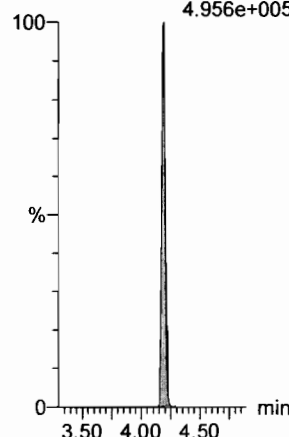
**13C2-PFDA**

F37:MRM of 1 channel,ES-  
515.1 > 469.9  
3.699e+005



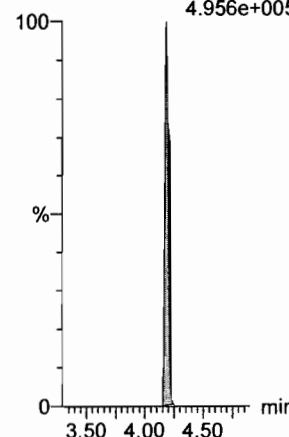
**13C2-PFOA**

F21:MRM of 1 channel,ES-  
414.9 > 369.7  
4.956e+005



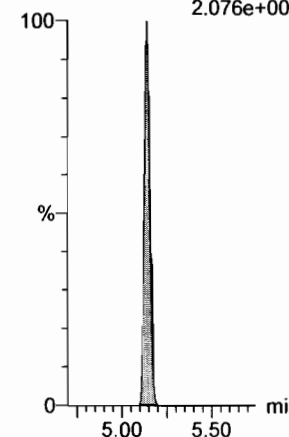
**13C2-PFOA**

F21:MRM of 1 channel,ES-  
414.9 > 369.7  
4.956e+005



**d3-N-MeFOSAA**

F49:MRM of 1 channel,ES-  
573.3 > 419  
2.076e+005

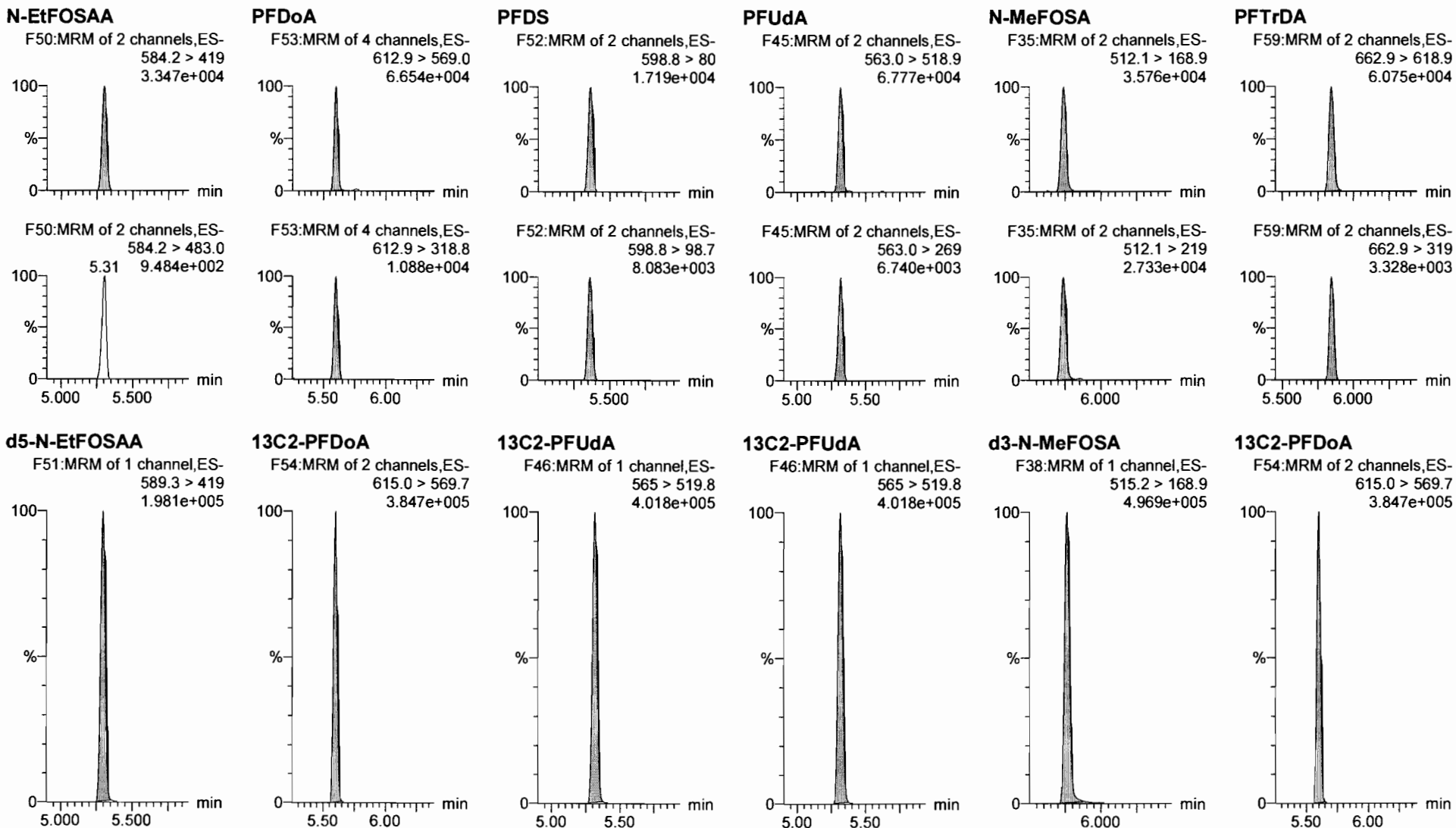


Dataset: F:\Projects\PFAS.PRO\Results\180222M1\180222M1-CRV.qld

Last Altered: Friday, February 23, 2018 09:51:26 Pacific Standard Time

Printed: Friday, February 23, 2018 10:09:40 Pacific Standard Time

Name: 180222M1\_5, Date: 22-Feb-2018, Time: 15:13:09, ID: ST180222M1-4 PFC CS1 18B0813, Description: PFC CS1 18B0813



Dataset: F:\Projects\PFAS.PRO\Results\180222M1\180222M1-CRV.qld

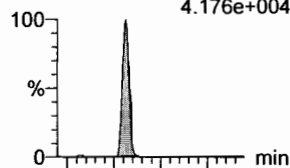
Last Altered: Friday, February 23, 2018 09:51:26 Pacific Standard Time

Printed: Friday, February 23, 2018 10:09:40 Pacific Standard Time

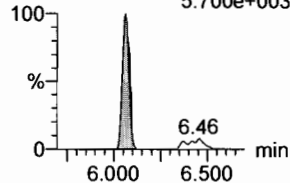
Name: 180222M1\_5, Date: 22-Feb-2018, Time: 15:13:09, ID: ST180222M1-4 PFC CS1 18B0813, Description: PFC CS1 18B0813

**PFTeDA**

F60:MRM of 2 channels,ES-  
712.9 > 668.8  
4.176e+004

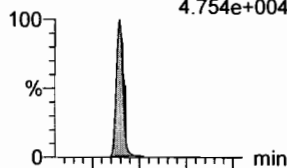


F60:MRM of 2 channels,ES-  
712.9 > 369  
5.700e+003

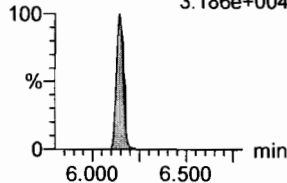


**N-EtFOSA**

F40:MRM of 2 channels,ES-  
526.1 > 168.9  
4.754e+004

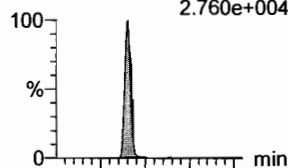


F40:MRM of 2 channels,ES-  
526.1 > 219  
3.186e+004

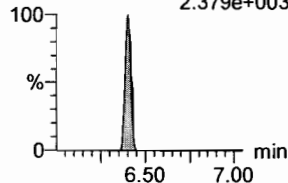


**PFHxDA**

F62:MRM of 2 channels,ES-  
813.1 > 768.6  
2.760e+004




F62:MRM of 2 channels,ES-  
813.1 > 219  
2.379e+003




**PFODA**

F64:MRM of 1 channel,ES-  
913.1 > 868.8  
4.044e+004




**N-MeFOSE**

F55:MRM of 1 channel,ES-  
616.1 > 58.9  
4.556e+004



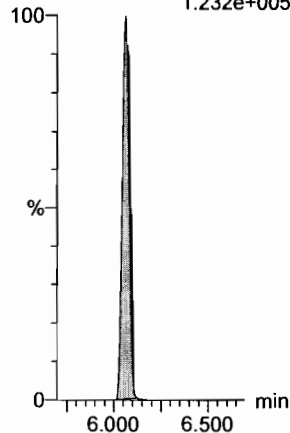
**N-EtFOSE**

F57:MRM of 1 channel,ES-  
630.1 > 58.9  
7.070e+004



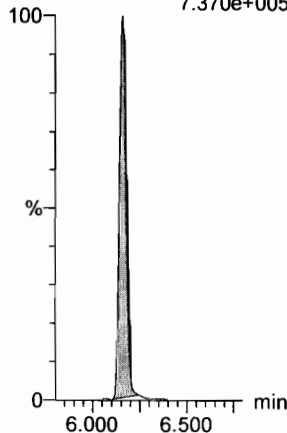
**13C2-PFTeDA**

F61:MRM of 2 channels,ES-  
714.8 > 669.6  
1.232e+005



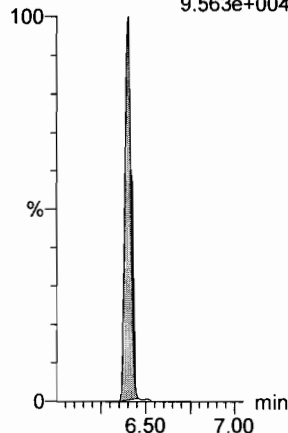
**d5-N-ETFOSA**

F43:MRM of 1 channel,ES-  
531.1 > 168.9  
7.370e+005



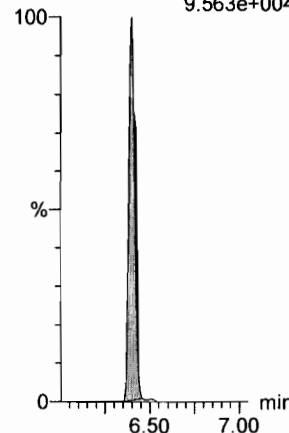
**13C2-PFHxDA**

F63:MRM of 1 channel,ES-  
815 > 769.7  
9.563e+004



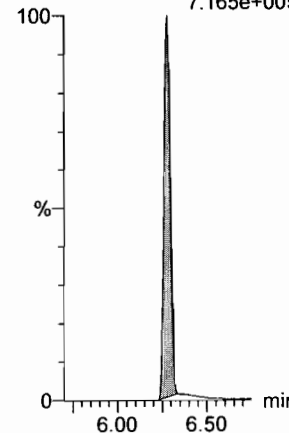
**13C2-PFHxDA**

F63:MRM of 1 channel,ES-  
815 > 769.7  
9.563e+004



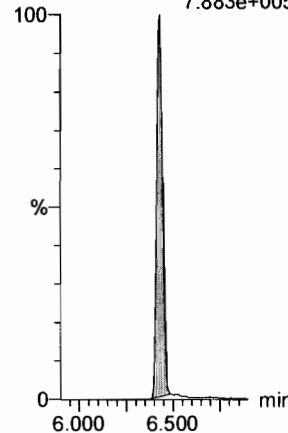
**d7-N-MeFOSE**

F56:MRM of 1 channel,ES-  
623.1 > 58.9  
7.165e+005



**d9-N-EtFOSE**

F58:MRM of 1 channel,ES-  
639.2 > 58.8  
7.883e+005



Dataset: F:\Projects\PFAS.PRO\Results\180222M1\180222M1-CRV.qld

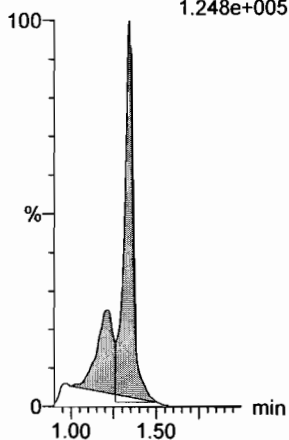
Last Altered: Friday, February 23, 2018 09:51:26 Pacific Standard Time

Printed: Friday, February 23, 2018 10:09:40 Pacific Standard Time

Name: 180222M1\_5, Date: 22-Feb-2018, Time: 15:13:09, ID: ST180222M1-4 PFC CS1 18B0813, Description: PFC CS1 18B0813

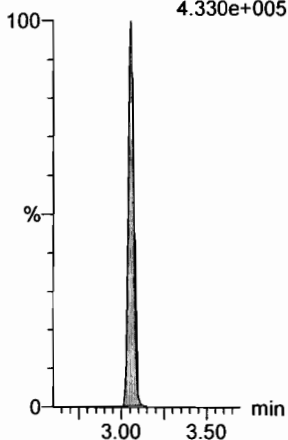
**13C4-PFBA**

F3:MRM of 1 channel,ES-  
217. > 171.8  
1.248e+005



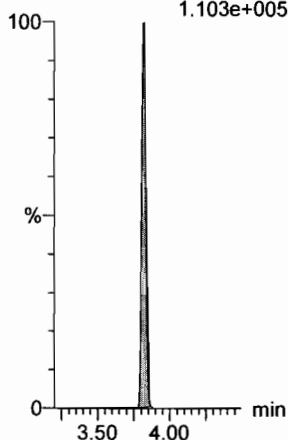
**13C5-PFHxA**

F10:MRM of 1 channel,ES-  
318 > 272.9  
4.330e+005



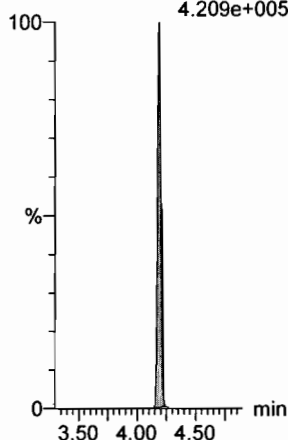
**13C3-PFHxS**

F18:MRM of 1 channel,ES-  
401.9 > 79.9  
1.103e+005



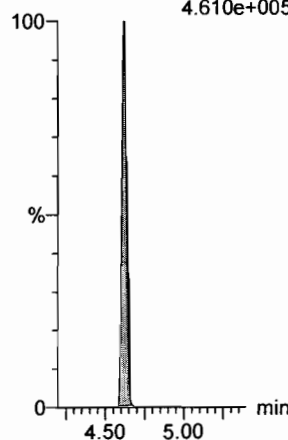
**13C8-PFOA**

F22:MRM of 1 channel,ES-  
421.3 > 376  
4.209e+005



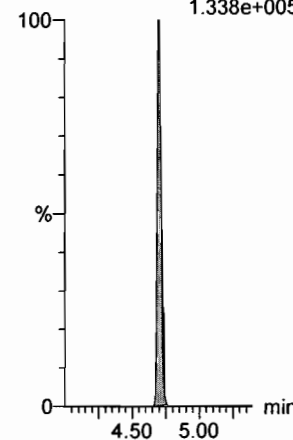
**13C9-PFNA**

F28:MRM of 1 channel,ES-  
472.2 > 426.9  
4.610e+005



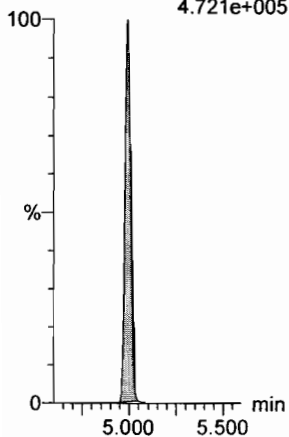
**13C4-PFOS**

F32:MRM of 1 channel,ES-  
503 > 79.9  
1.338e+005



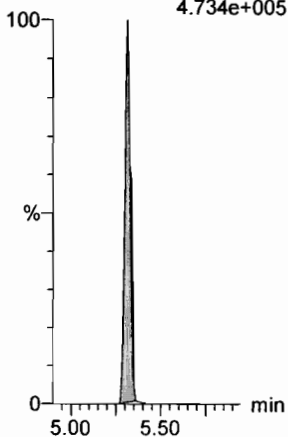
**13C6-PFDA**

F39:MRM of 1 channel,ES-  
519.1 > 473.7  
4.721e+005



**13C7-PFUDA**

F48:MRM of 1 channel,ES-  
570.1 > 524.8  
4.734e+005

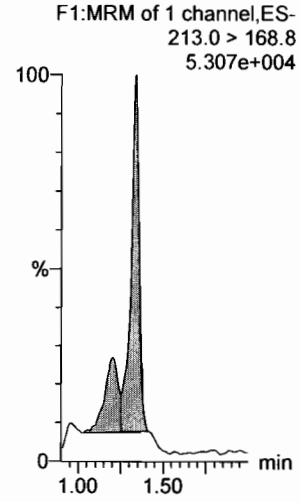


Dataset: F:\Projects\PFAS.PRO\Results\180222M1\180222M1-CRV.qld

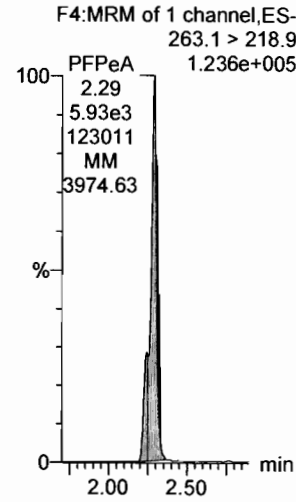
Last Altered: Friday, February 23, 2018 09:51:26 Pacific Standard Time  
Printed: Friday, February 23, 2018 10:09:40 Pacific Standard Time

Name: 180222M1\_6, Date: 22-Feb-2018, Time: 15:24:36, ID: ST180222M1-5 PFC CS2 18B0814, Description: PFC CS2 18B0814

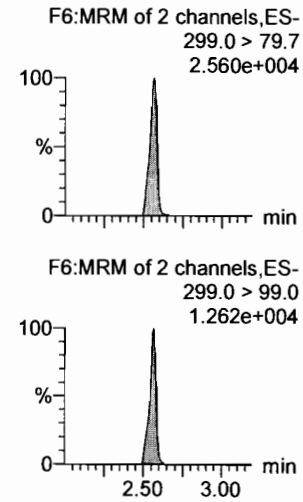
**PFBA**



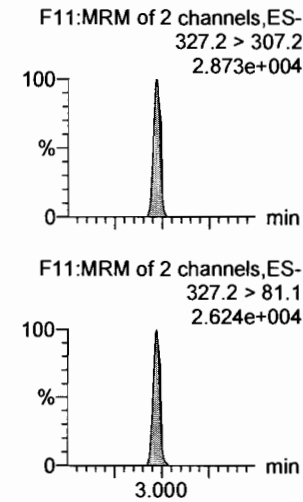
**PFPeA**



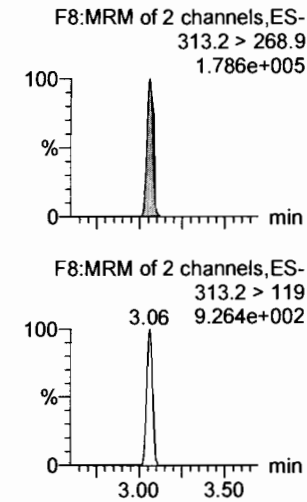
**PFBS**



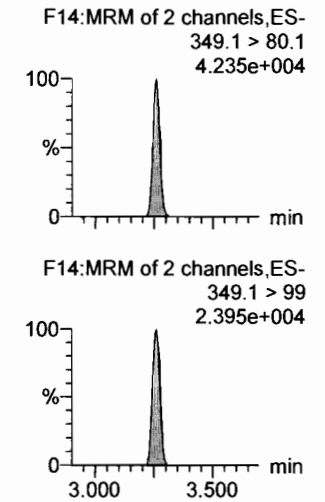
**4:2 FTS**



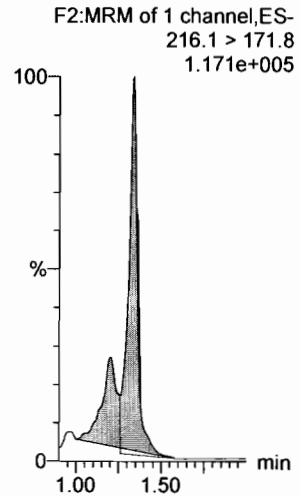
**PFHxA**



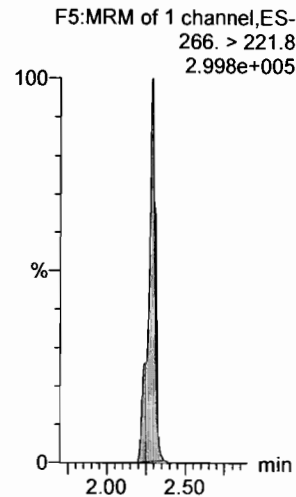
**PFPeS**



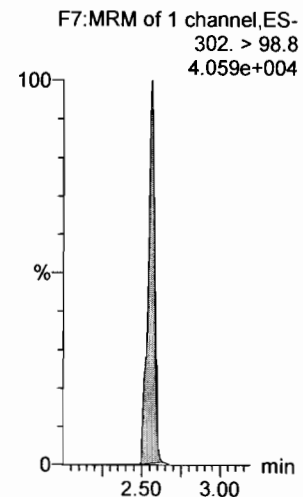
**13C3-PFBA**



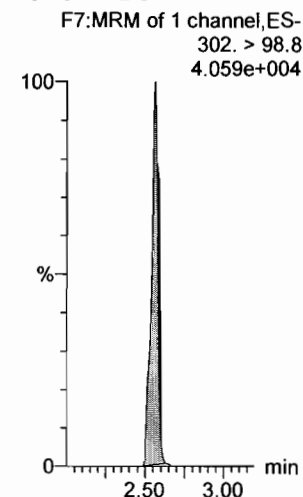
**13C3-PFPeA**



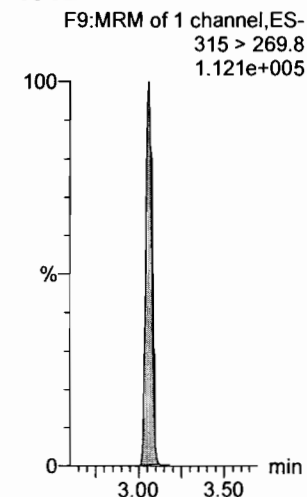
**13C3-PFBS**



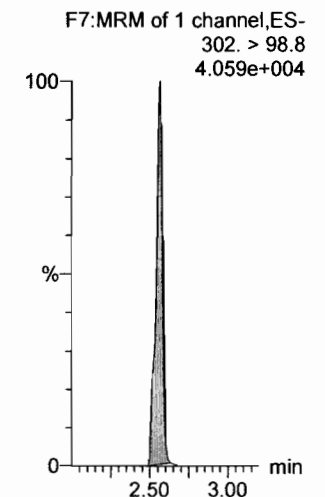
**13C3-PFBS**



**13C2-PFHxA**



**13C3-PFBS**



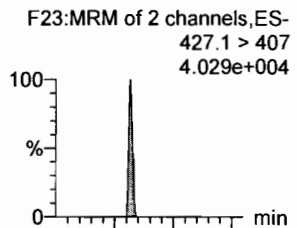
Dataset: F:\Projects\PFAS.PRO\Results\180222M1\180222M1-CRV.qld

Last Altered: Friday, February 23, 2018 09:51:26 Pacific Standard Time

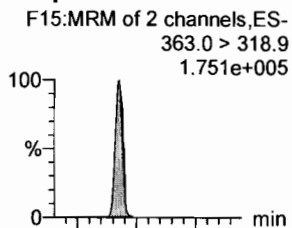
Printed: Friday, February 23, 2018 10:09:40 Pacific Standard Time

Name: 180222M1\_6, Date: 22-Feb-2018, Time: 15:24:36, ID: ST180222M1-5 PFC CS2 18B0814, Description: PFC CS2 18B0814

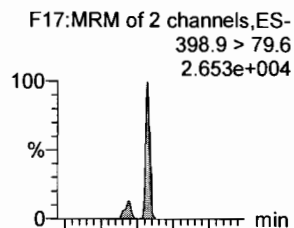
**6:2 FTS**



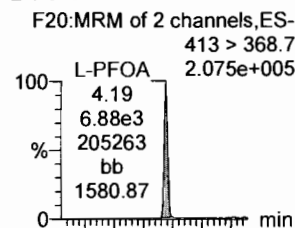
**PFHpA**



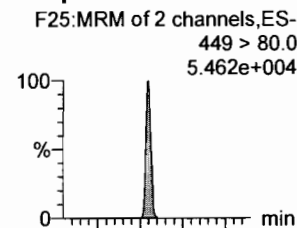
**L-PFHxS**



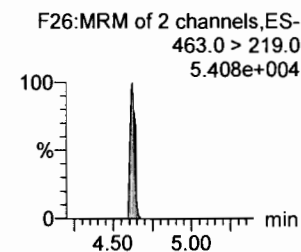
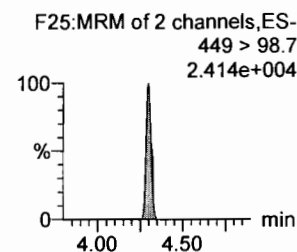
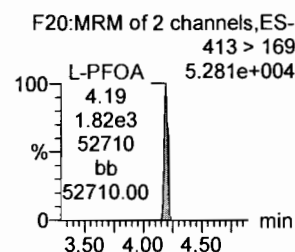
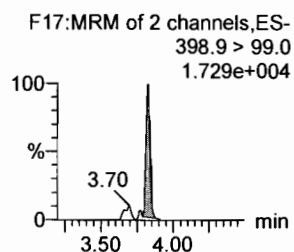
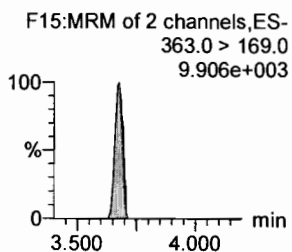
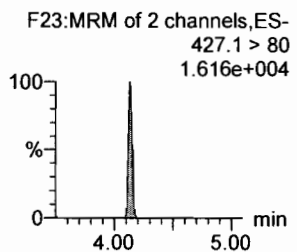
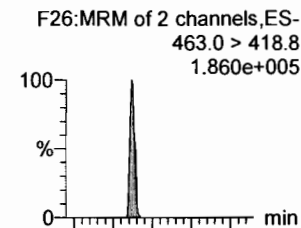
**L-PFOA**



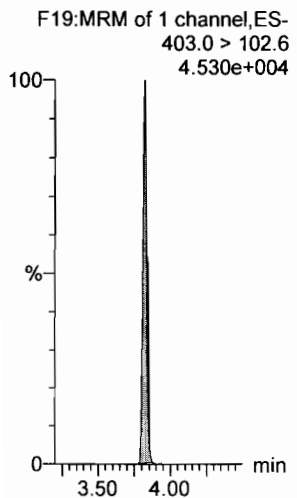
**PFHpS**



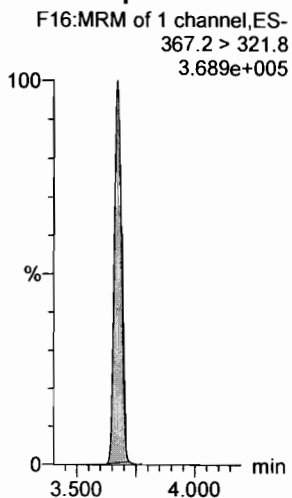
**PFNA**



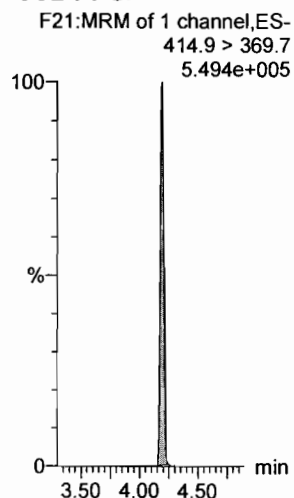
**1802-PFHxS**



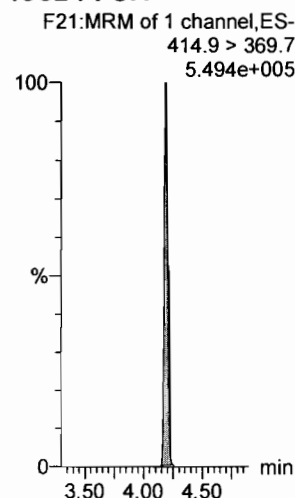
**13C4-PFHpA**



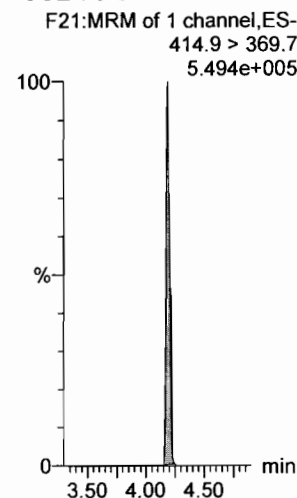
**13C2-PFOA**



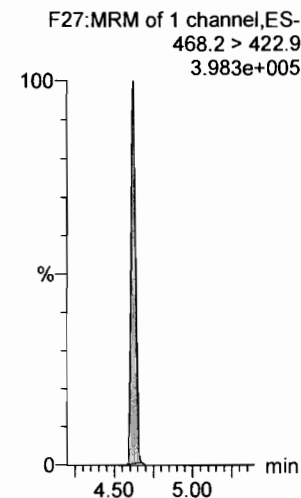
**13C2-PFOA**



**13C2-PFOA**



**13C5-PFNA**

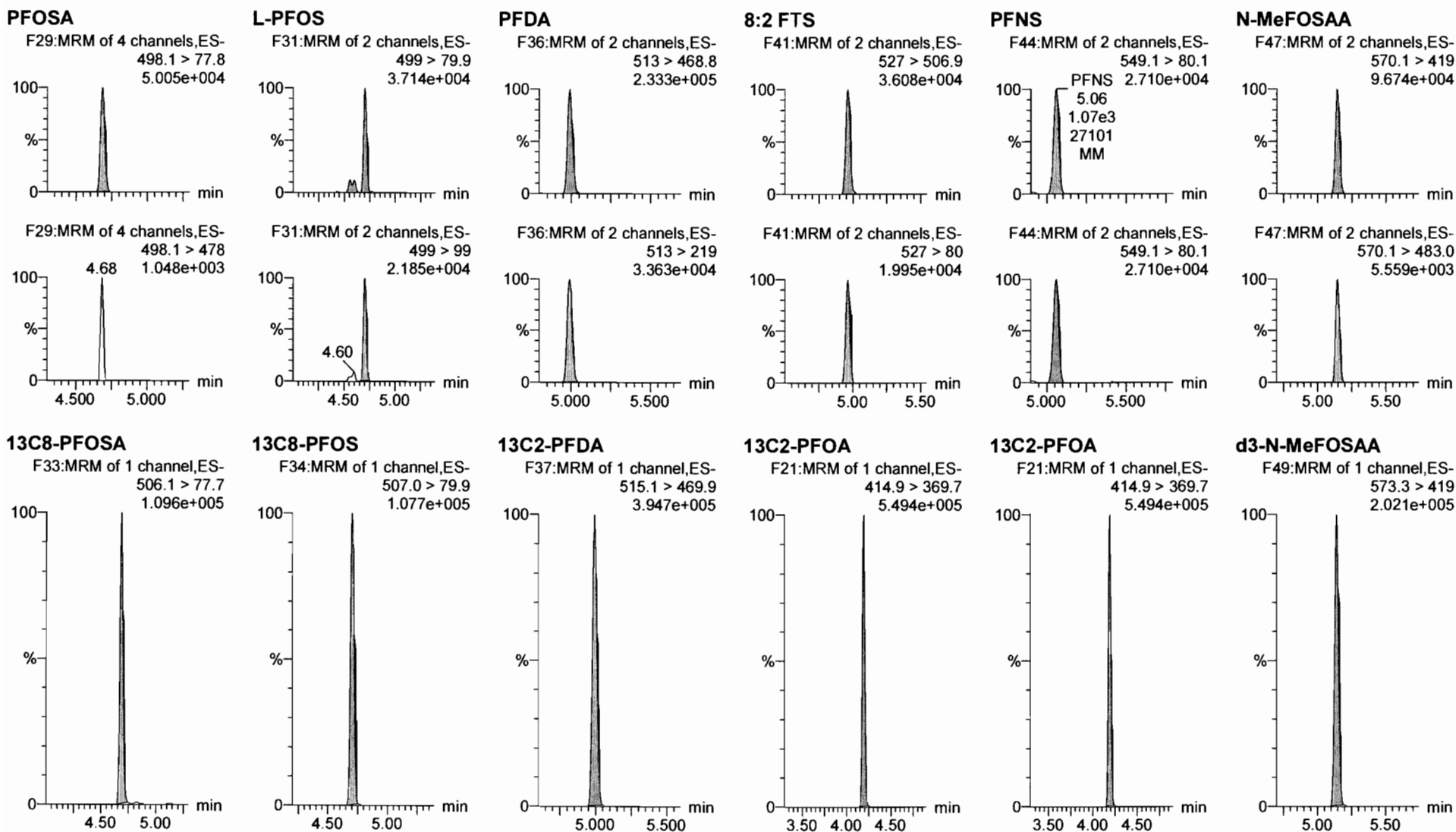


Dataset: F:\Projects\PFAS.PRO\Results\180222M1\180222M1-CRV.qld

Last Altered: Friday, February 23, 2018 09:51:26 Pacific Standard Time

Printed: Friday, February 23, 2018 10:09:40 Pacific Standard Time

Name: 180222M1\_6, Date: 22-Feb-2018, Time: 15:24:36, ID: ST180222M1-5 PFC CS2 18B0814, Description: PFC CS2 18B0814





Dataset: F:\Projects\PFAS.PRO\Results\180222M1\180222M1-CRV.qld

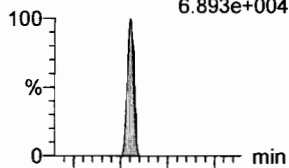
Last Altered: Friday, February 23, 2018 09:51:26 Pacific Standard Time

Printed: Friday, February 23, 2018 10:09:40 Pacific Standard Time

Name: 180222M1\_6, Date: 22-Feb-2018, Time: 15:24:36, ID: ST180222M1-5 PFC CS2 18B0814, Description: PFC CS2 18B0814

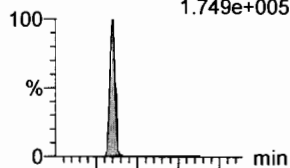
**N-EtFOSAA**

F50:MRM of 2 channels,ES-  
584.2 > 419  
6.893e+004



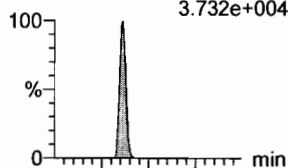
**PFDaA**

F53:MRM of 4 channels,ES-  
612.9 > 569.0  
1.749e+005



**PFDS**

F52:MRM of 2 channels,ES-  
598.8 > 80  
3.732e+004



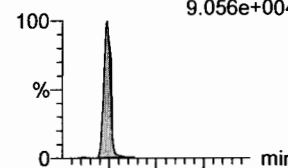
**PFUdA**

F45:MRM of 2 channels,ES-  
563.0 > 518.9  
1.425e+005



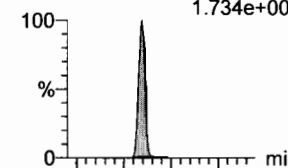
**N-MeFOSA**

F35:MRM of 2 channels,ES-  
512.1 > 168.9  
9.056e+004

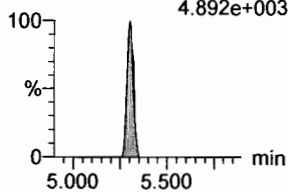


**PFTrDA**

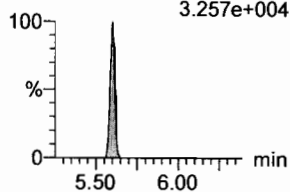
F59:MRM of 2 channels,ES-  
662.9 > 618.9  
1.734e+005



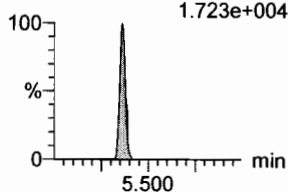
F50:MRM of 2 channels,ES-  
584.2 > 483.0  
4.892e+003



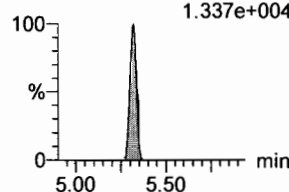
F53:MRM of 4 channels,ES-  
612.9 > 318.8  
3.257e+004



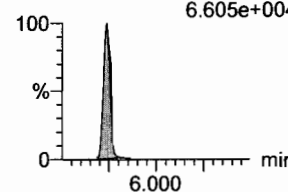
F52:MRM of 2 channels,ES-  
598.8 > 98.7  
1.723e+004



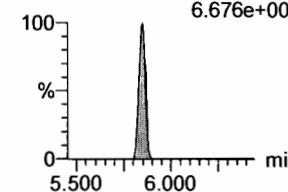
F45:MRM of 2 channels,ES-  
563.0 > 269  
1.337e+004



F35:MRM of 2 channels,ES-  
512.1 > 219  
6.605e+004

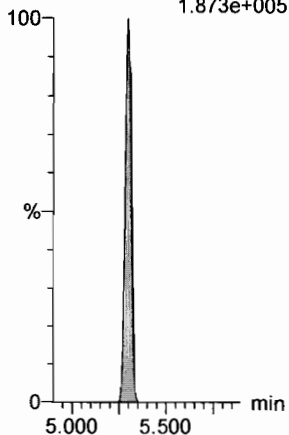


F59:MRM of 2 channels,ES-  
662.9 > 319  
6.676e+003



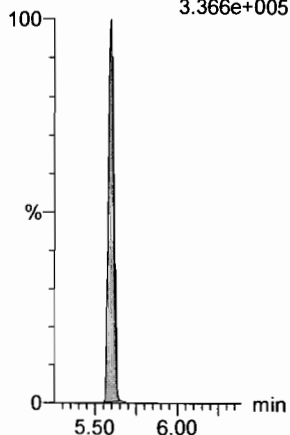
**d5-N-EtFOSAA**

F51:MRM of 1 channel,ES-  
589.3 > 419  
1.873e+005



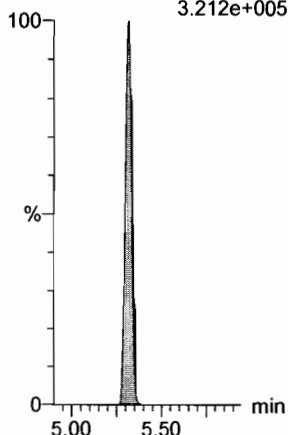
**13C2-PFDaA**

F54:MRM of 2 channels,ES-  
615.0 > 569.7  
3.366e+005



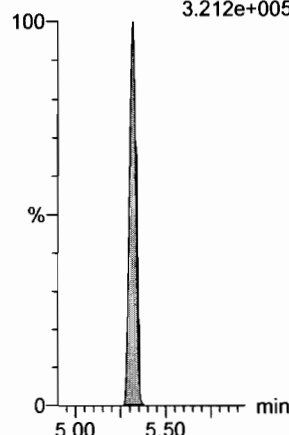
**13C2-PFUdA**

F46:MRM of 1 channel,ES-  
565 > 519.8  
3.212e+005



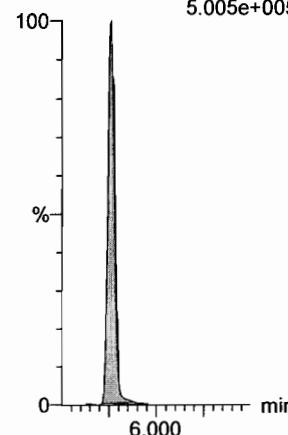
**13C2-PFUdA**

F46:MRM of 1 channel,ES-  
565 > 519.8  
3.212e+005



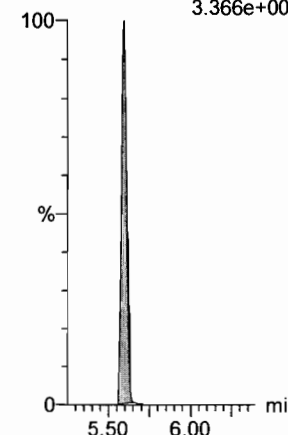
**d3-N-MeFOSA**

F38:MRM of 1 channel,ES-  
515.2 > 168.9  
5.005e+005



**13C2-PFDaA**

F54:MRM of 2 channels,ES-  
615.0 > 569.7  
3.366e+005



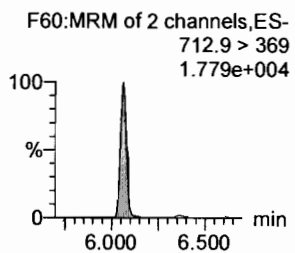
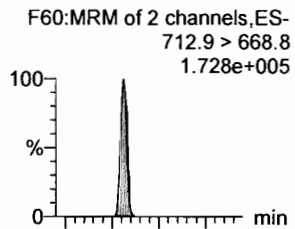
Dataset: F:\Projects\PFAS.PRO\Results\180222M1\180222M1-CRV.qld

Last Altered: Friday, February 23, 2018 09:51:26 Pacific Standard Time

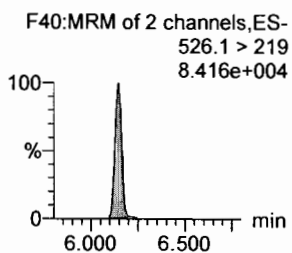
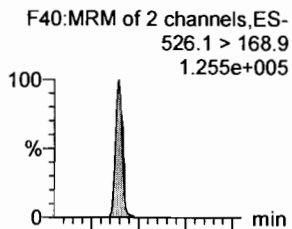
Printed: Friday, February 23, 2018 10:09:40 Pacific Standard Time

Name: 180222M1\_6, Date: 22-Feb-2018, Time: 15:24:36, ID: ST180222M1-5 PFC CS2 18B0814, Description: PFC CS2 18B0814

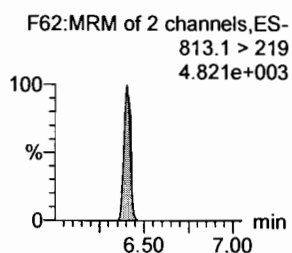
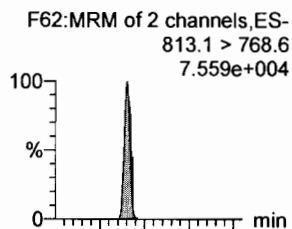
**PFTeDA**



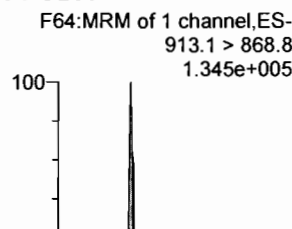
**N-EtFOSA**



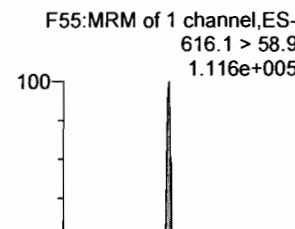
**PFHxDA**



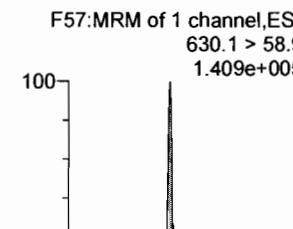
**PFODA**



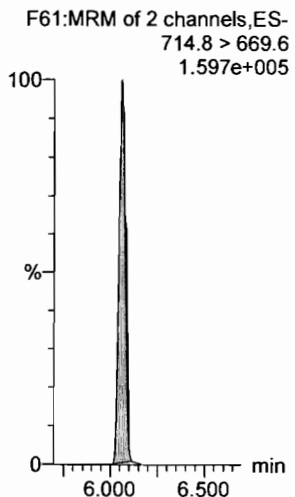
**N-MeFOSE**



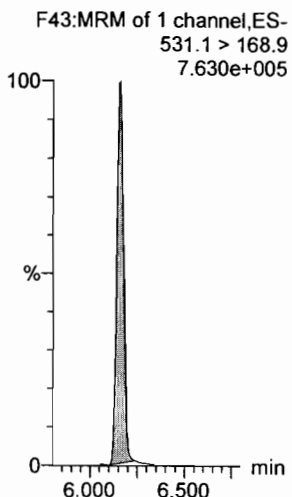
**N-EtFOSE**



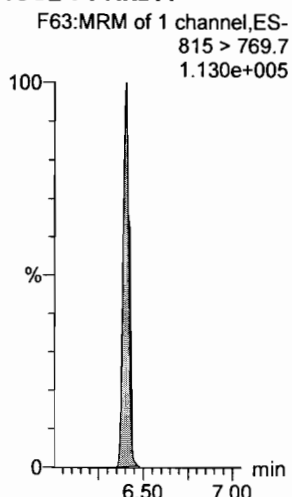
**13C2-PFTeDA**



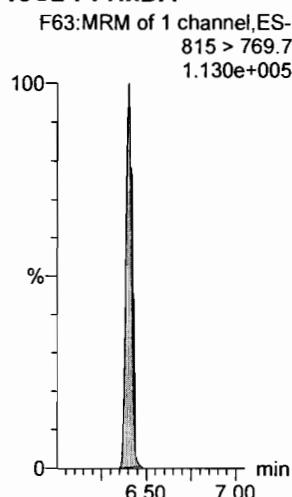
**d5-N-ETFOSA**



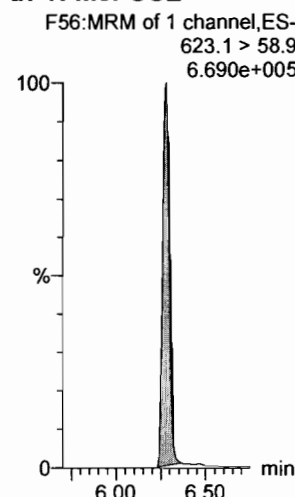
**13C2-PFHxDA**



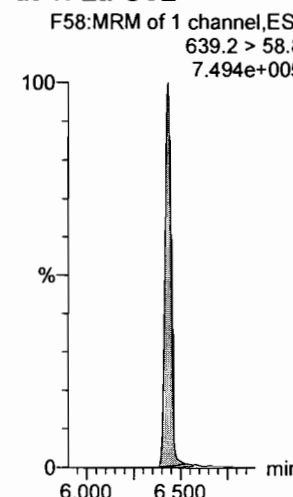
**13C2-PFHxDA**



**d7-N-MeFOSE**



**d9-N-EtFOSE**



Dataset: F:\Projects\PFAS.PRO\Results\180222M1\180222M1-CRV.qld

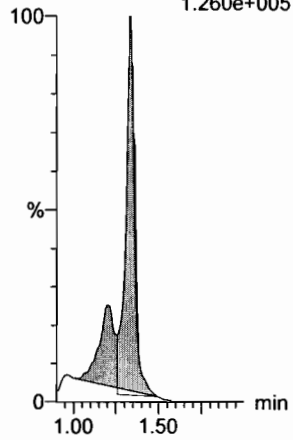
Last Altered: Friday, February 23, 2018 09:51:26 Pacific Standard Time

Printed: Friday, February 23, 2018 10:09:40 Pacific Standard Time

Name: 180222M1\_6, Date: 22-Feb-2018, Time: 15:24:36, ID: ST180222M1-5 PFC CS2 18B0814, Description: PFC CS2 18B0814

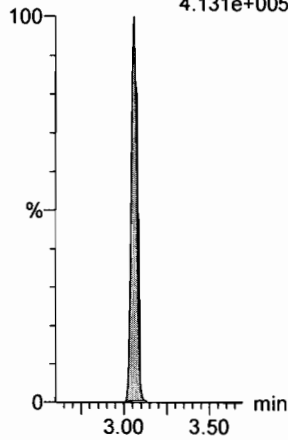
**13C4-PFBA**

F3:MRM of 1 channel,ES-  
217. > 171.8  
1.260e+005



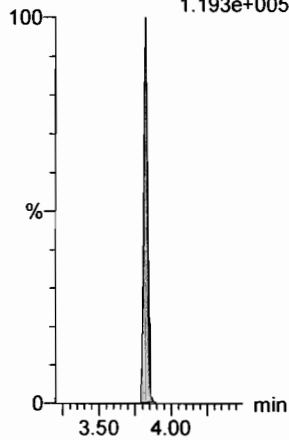
**13C5-PFHxA**

F10:MRM of 1 channel,ES-  
318 > 272.9  
4.131e+005



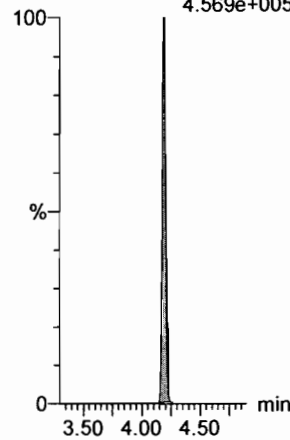
**13C3-PFHxS**

F18:MRM of 1 channel,ES-  
401.9 > 79.9  
1.193e+005



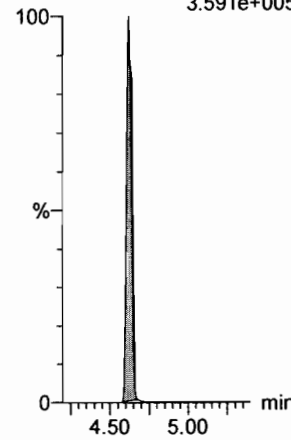
**13C8-PFOA**

F22:MRM of 1 channel,ES-  
421.3 > 376  
4.569e+005



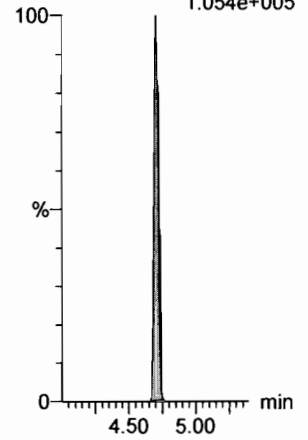
**13C9-PFNA**

F28:MRM of 1 channel,ES-  
472.2 > 426.9  
3.591e+005



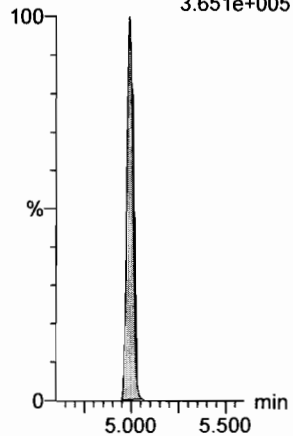
**13C4-PFOS**

F32:MRM of 1 channel,ES-  
503 > 79.9  
1.054e+005



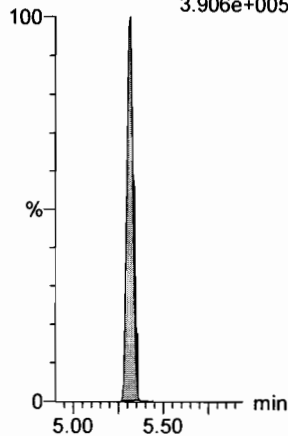
**13C6-PFDA**

F39:MRM of 1 channel,ES-  
519.1 > 473.7  
3.651e+005



**13C7-PFUdA**

F48:MRM of 1 channel,ES-  
570.1 > 524.8  
3.906e+005



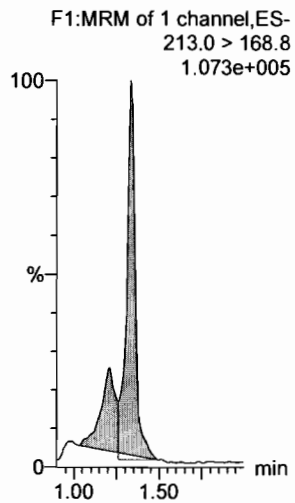
Dataset: F:\Projects\PFAS.PRO\Results\180222M1\180222M1-CRV.qld

Last Altered: Friday, February 23, 2018 09:51:26 Pacific Standard Time

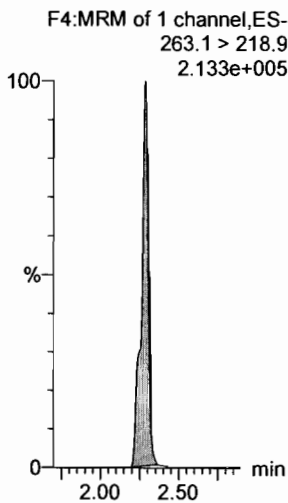
Printed: Friday, February 23, 2018 10:09:40 Pacific Standard Time

Name: 180222M1\_7, Date: 22-Feb-2018, Time: 15:36:03, ID: ST180222M1-6 PFC CS3 18B0815, Description: PFC CS3 18B0815

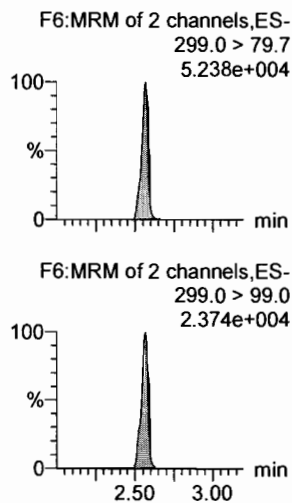
**PFBA**



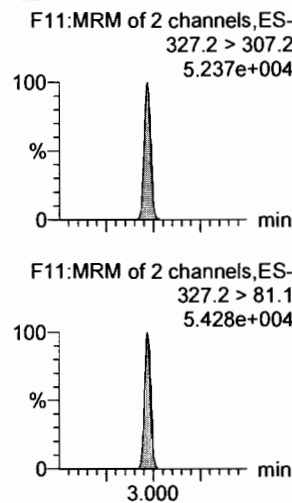
**PFPeA**



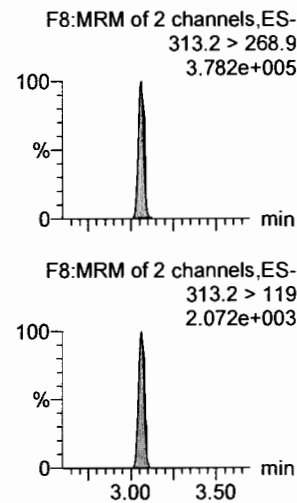
**PFBS**



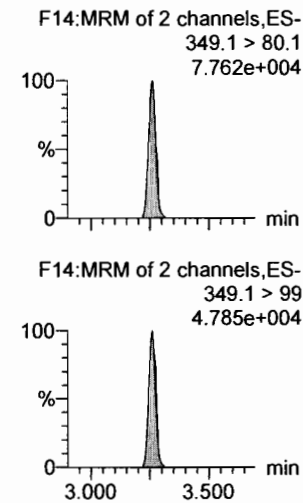
**4:2 FTS**



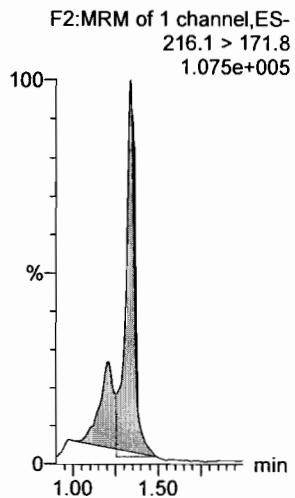
**PFHxA**



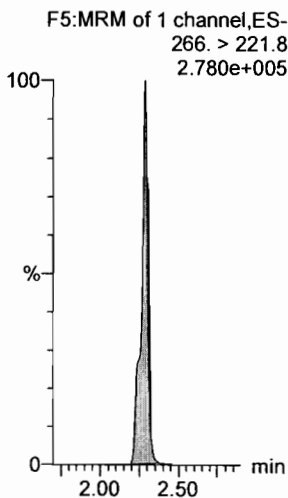
**PFPeS**



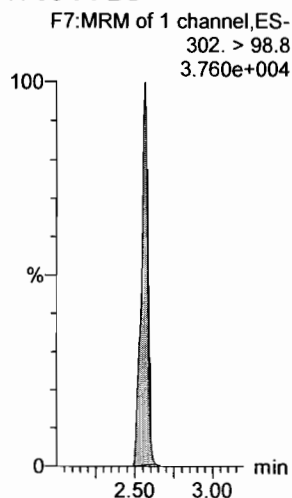
**13C3-PFBA**



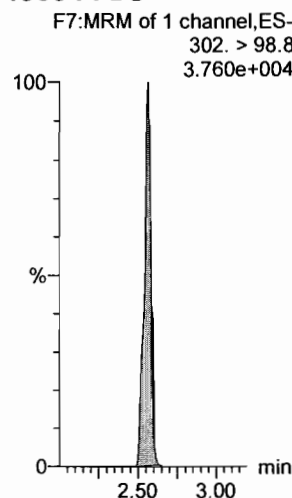
**13C3-PFPeA**



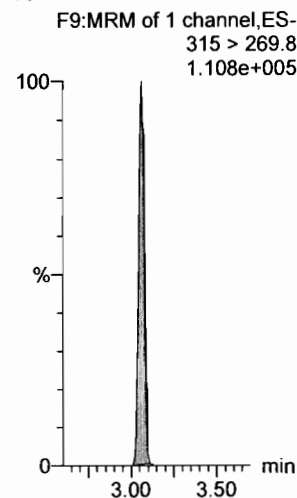
**13C3-PFBS**



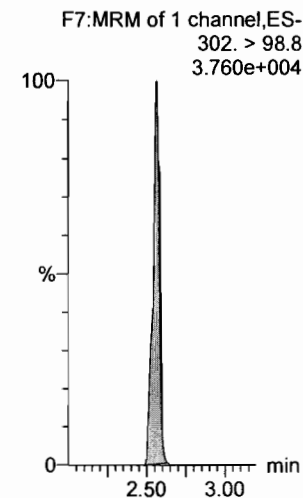
**13C3-PFBS**



**13C2-PFHxA**



**13C3-PFBS**



Dataset: F:\Projects\PFAS.PRO\Results\180222M1\180222M1-CRV.qld

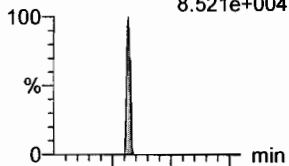
Last Altered: Friday, February 23, 2018 09:51:26 Pacific Standard Time

Printed: Friday, February 23, 2018 10:09:40 Pacific Standard Time

Name: 180222M1\_7, Date: 22-Feb-2018, Time: 15:36:03, ID: ST180222M1-6 PFC CS3 18B0815, Description: PFC CS3 18B0815


**6:2 FTS**

F23:MRM of 2 channels,ES-  
427.1 > 407  
8.521e+004



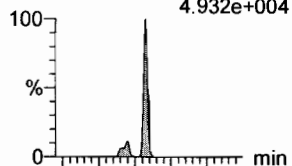
**PFHpA**

F15:MRM of 2 channels,ES-  
363.0 > 318.9  
3.326e+005



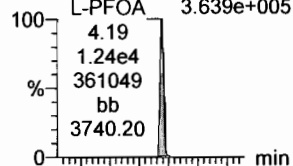
**L-PFHxS**

F17:MRM of 2 channels,ES-  
398.9 > 79.6  
4.932e+004



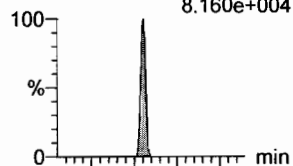
**L-PFOA**

F20:MRM of 2 channels,ES-  
413 > 368.7  
3.639e+005



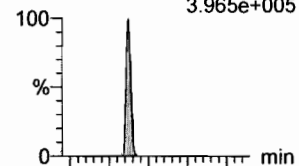
**PFHpS**

F25:MRM of 2 channels,ES-  
449 > 80.0  
8.160e+004

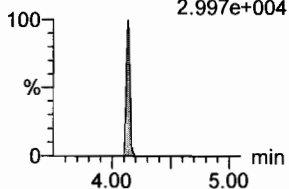


**PFNA**

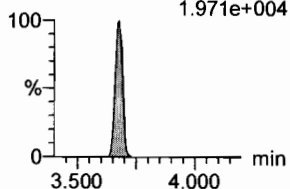
F26:MRM of 2 channels,ES-  
463.0 > 418.8  
3.965e+005



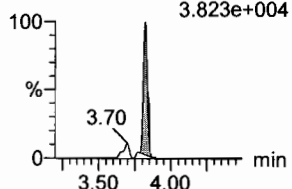
F23:MRM of 2 channels,ES-  
427.1 > 80  
2.997e+004



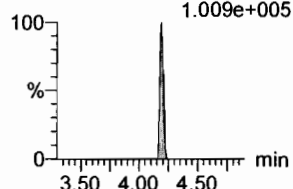
F15:MRM of 2 channels,ES-  
363.0 > 169.0  
1.971e+004



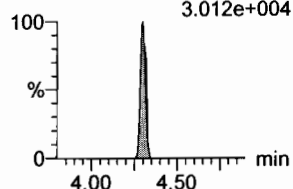
F17:MRM of 2 channels,ES-  
398.9 > 99.0  
3.823e+004



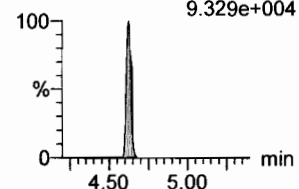
F20:MRM of 2 channels,ES-  
413 > 169  
1.009e+005



F25:MRM of 2 channels,ES-  
449 > 98.7  
3.012e+004

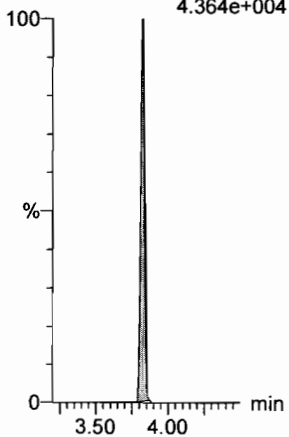


F26:MRM of 2 channels,ES-  
463.0 > 219.0  
9.329e+004



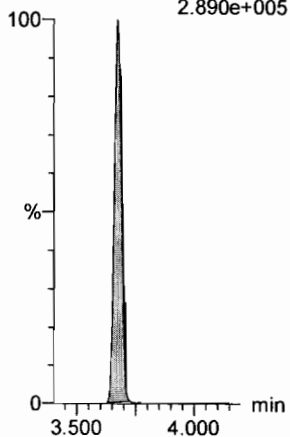
**1802-PFHxS**

F19:MRM of 1 channel,ES-  
403.0 > 102.6  
4.364e+004



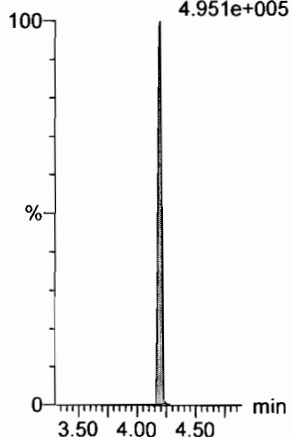
**13C4-PFHpA**

F16:MRM of 1 channel,ES-  
367.2 > 321.8  
2.890e+005



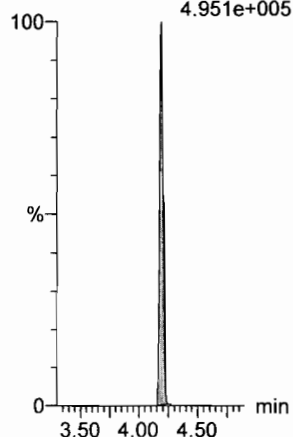
**13C2-PFOA**

F21:MRM of 1 channel,ES-  
414.9 > 369.7  
4.951e+005



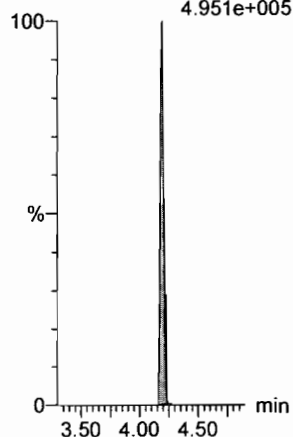
**13C2-PFOA**

F21:MRM of 1 channel,ES-  
414.9 > 369.7  
4.951e+005



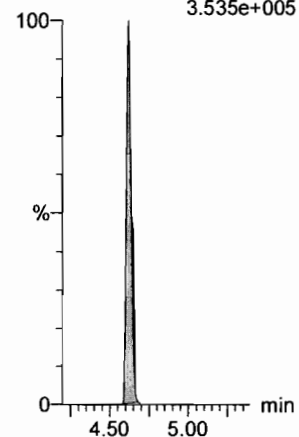
**13C2-PFOA**

F21:MRM of 1 channel,ES-  
414.9 > 369.7  
4.951e+005



**13C5-PFNA**

F27:MRM of 1 channel,ES-  
468.2 > 422.9  
3.535e+005



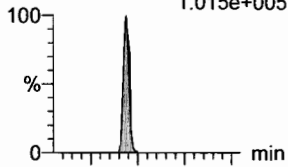
Dataset: F:\Projects\PFAS.PRO\Results\180222M1\180222M1-CRV.qld

Last Altered: Friday, February 23, 2018 09:51:26 Pacific Standard Time  
Printed: Friday, February 23, 2018 10:09:40 Pacific Standard Time

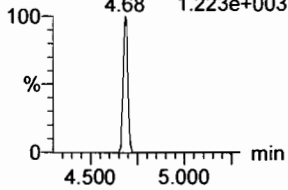
Name: 180222M1\_7, Date: 22-Feb-2018, Time: 15:36:03, ID: ST180222M1-6 PFC CS3 18B0815, Description: PFC CS3 18B0815

**PFOSA**

F29:MRM of 4 channels,ES-  
498.1 > 77.8  
1.015e+005

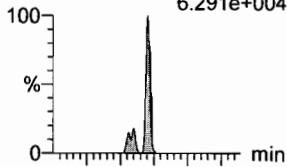


F29:MRM of 4 channels,ES-  
498.1 > 478  
1.223e+003

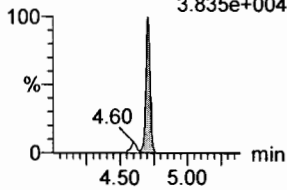


**L-PFOS**

F31:MRM of 2 channels,ES-  
499 > 79.9  
6.291e+004

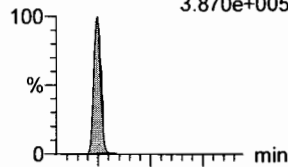


F31:MRM of 2 channels,ES-  
499 > 99  
3.835e+004

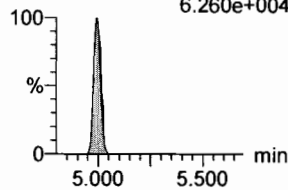


**PFDA**

F36:MRM of 2 channels,ES-  
513 > 468.8  
3.870e+005

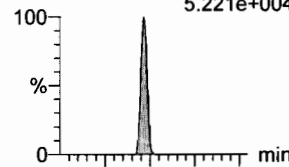


F36:MRM of 2 channels,ES-  
513 > 219  
6.260e+004

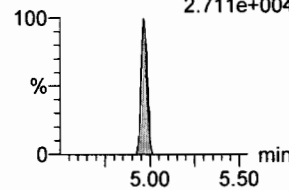


**8:2 FTS**

F41:MRM of 2 channels,ES-  
527 > 506.9  
5.221e+004

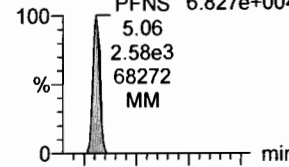


F41:MRM of 2 channels,ES-  
527 > 80  
2.711e+004

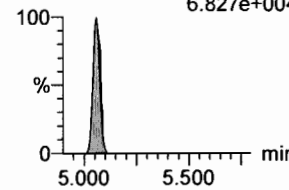


**PFNS**

F44:MRM of 2 channels,ES-  
549.1 > 80.1  
6.827e+004

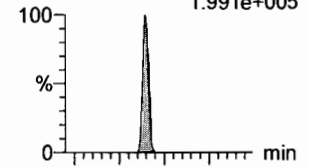


F44:MRM of 2 channels,ES-  
549.1 > 80.1  
6.827e+004

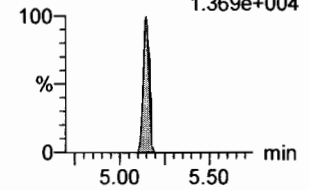


**N-MeFOSAA**

F47:MRM of 2 channels,ES-  
570.1 > 419  
1.991e+005




F47:MRM of 2 channels,ES-  
570.1 > 483.0  
1.369e+004



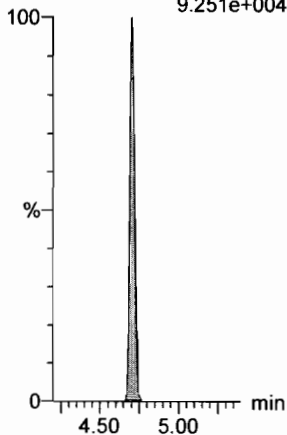
**13C8-PFOSA**

F33:MRM of 1 channel,ES-  
506.1 > 77.7  
1.099e+005



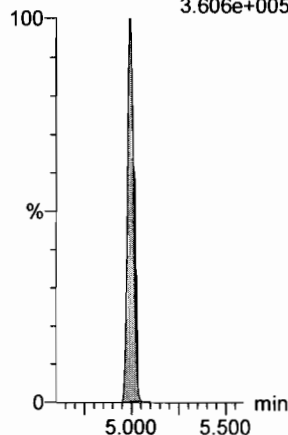
**13C8-PFOS**

F34:MRM of 1 channel,ES-  
507.0 > 79.9  
9.251e+004



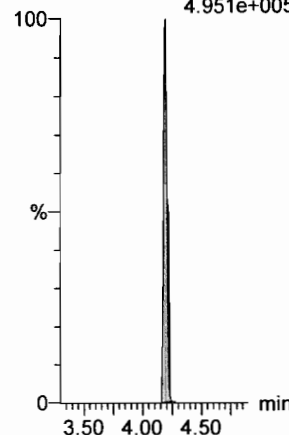
**13C2-PFDA**

F37:MRM of 1 channel,ES-  
515.1 > 469.9  
3.606e+005



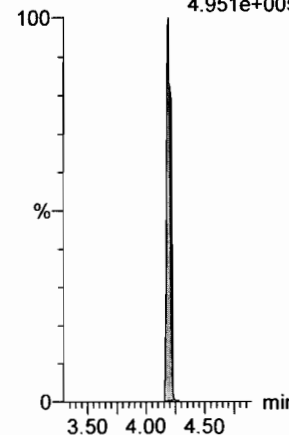
**13C2-PFOA**

F21:MRM of 1 channel,ES-  
414.9 > 369.7  
4.951e+005



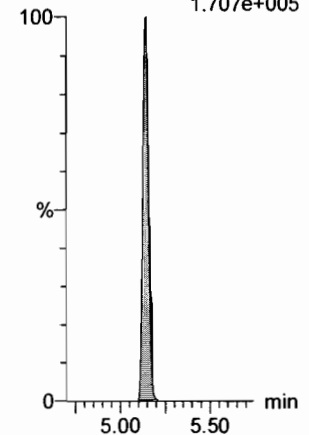
**13C2-PFOA**

F21:MRM of 1 channel,ES-  
414.9 > 369.7  
4.951e+005



**d3-N-MeFOSAA**

F49:MRM of 1 channel,ES-  
573.3 > 419  
1.707e+005



Dataset: F:\Projects\PFAS.PRO\Results\180222M1\180222M1-CRV.qld

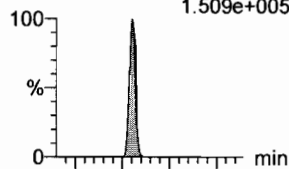
Last Altered: Friday, February 23, 2018 09:51:26 Pacific Standard Time

Printed: Friday, February 23, 2018 10:09:40 Pacific Standard Time

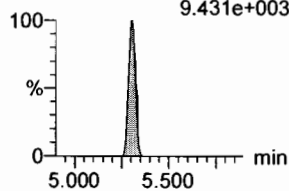
Name: 180222M1\_7, Date: 22-Feb-2018, Time: 15:36:03, ID: ST180222M1-6 PFC CS3 18B0815, Description: PFC CS3 18B0815

**N-EtFOSAA**

F50:MRM of 2 channels,ES-  
584.2 > 419  
1.509e+005

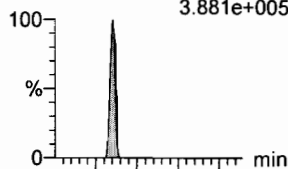


F50:MRM of 2 channels,ES-  
584.2 > 483.0  
9.431e+003

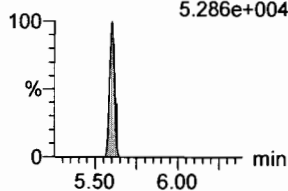


**PFDoA**

F53:MRM of 4 channels,ES-  
612.9 > 569.0  
3.881e+005

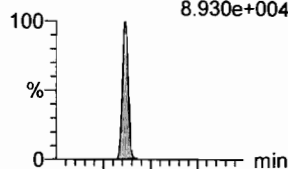


F53:MRM of 4 channels,ES-  
612.9 > 318.8  
5.286e+004

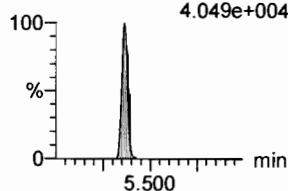


**PFDS**

F52:MRM of 2 channels,ES-  
598.8 > 80  
8.930e+004

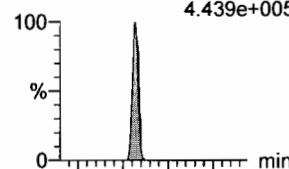


F52:MRM of 2 channels,ES-  
598.8 > 98.7  
4.049e+004

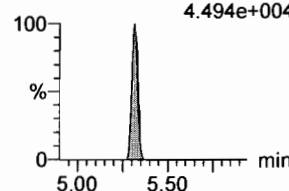


**PFUdA**

F45:MRM of 2 channels,ES-  
563.0 > 518.9  
4.439e+005

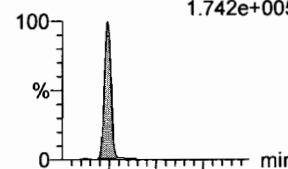


F45:MRM of 2 channels,ES-  
563.0 > 269  
4.494e+004

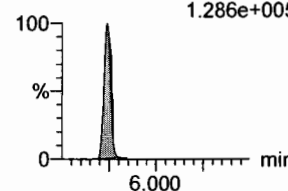


**N-MeFOSA**

F35:MRM of 2 channels,ES-  
512.1 > 168.9  
1.742e+005

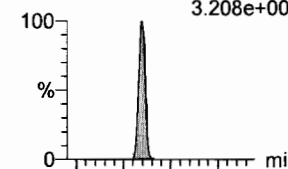


F35:MRM of 2 channels,ES-  
512.1 > 219  
1.286e+005

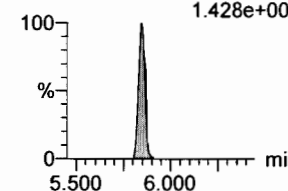


**PFTrDA**

F59:MRM of 2 channels,ES-  
662.9 > 618.9  
3.208e+005

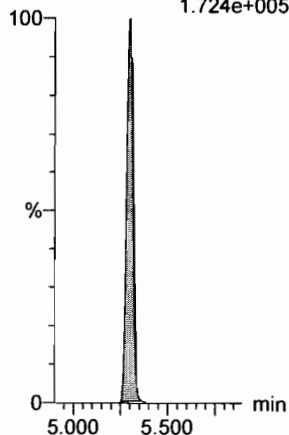


F59:MRM of 2 channels,ES-  
662.9 > 319  
1.428e+004



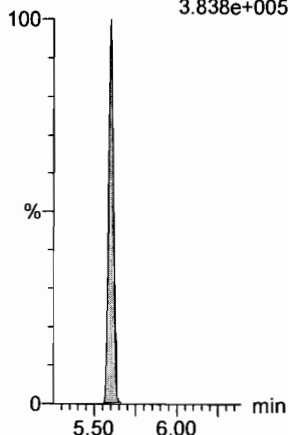
**d5-N-EtFOSAA**

F51:MRM of 1 channel,ES-  
589.3 > 419  
1.724e+005



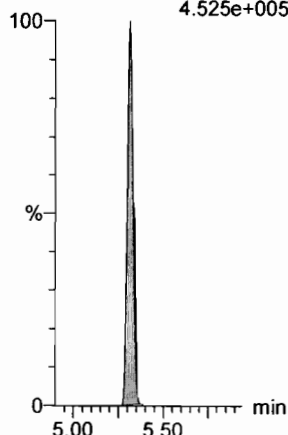
**13C2-PFDoA**

F54:MRM of 2 channels,ES-  
615.0 > 569.7  
3.838e+005



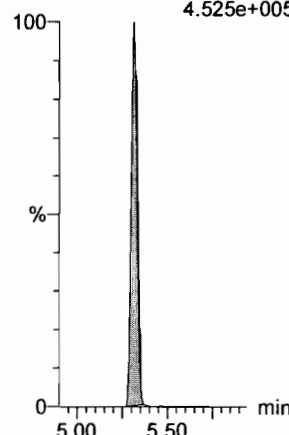
**13C2-PFUdA**

F46:MRM of 1 channel,ES-  
565 > 519.8  
4.525e+005



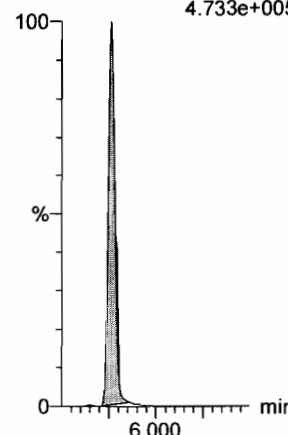
**13C2-PFUdA**

F46:MRM of 1 channel,ES-  
565 > 519.8  
4.525e+005



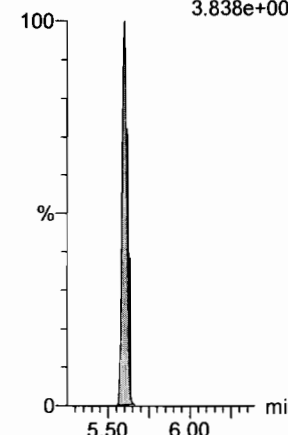
**d3-N-MeFOSA**

F38:MRM of 1 channel,ES-  
515.2 > 168.9  
4.733e+005



**13C2-PFDoA**

F54:MRM of 2 channels,ES-  
615.0 > 569.7  
3.838e+005

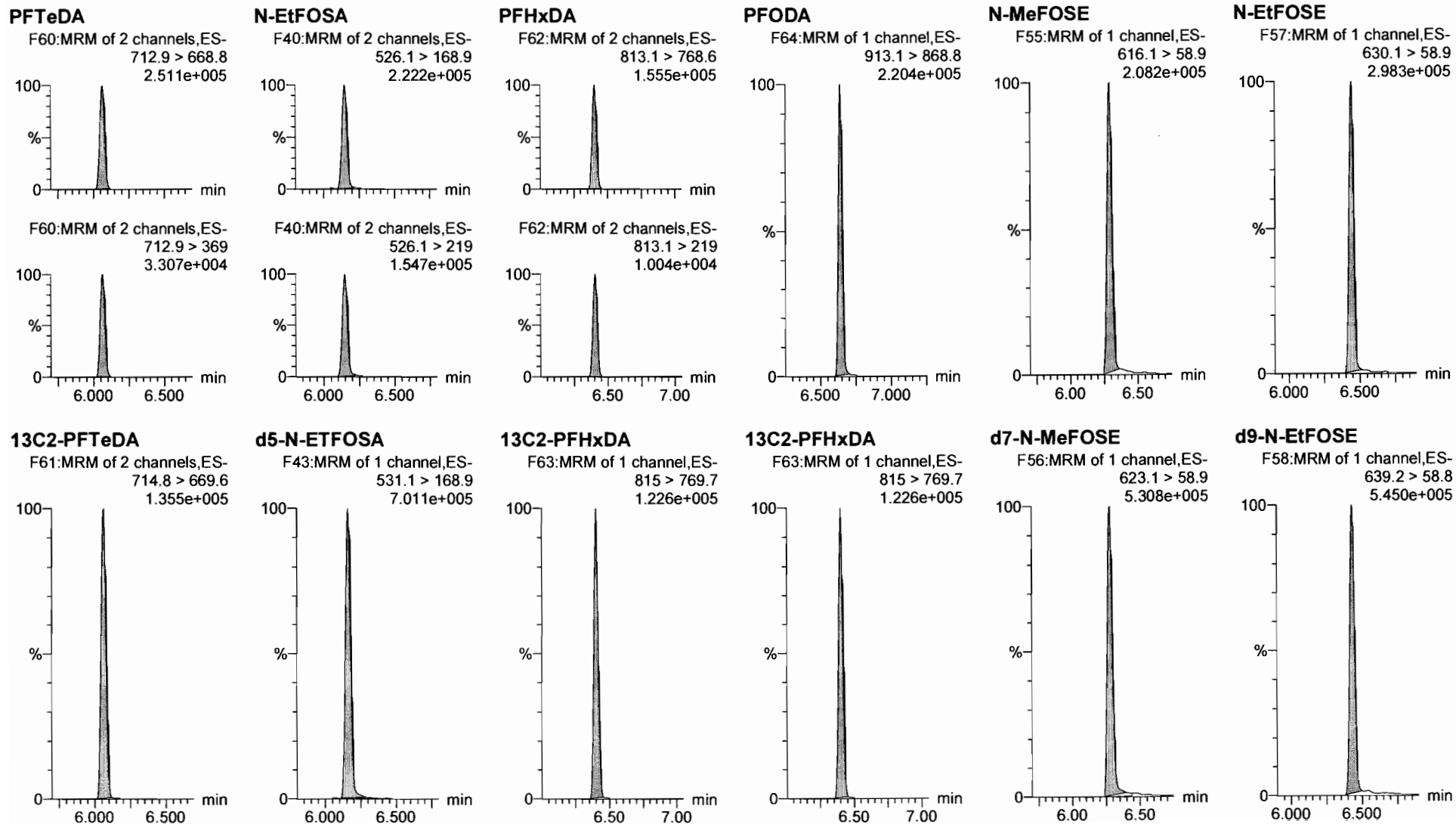


Dataset: F:\Projects\PFAS.PRO\Results\180222M1\180222M1-CRV.qld

Last Altered: Friday, February 23, 2018 09:51:26 Pacific Standard Time

Printed: Friday, February 23, 2018 10:09:40 Pacific Standard Time

Name: 180222M1\_7, Date: 22-Feb-2018, Time: 15:36:03, ID: ST180222M1-6 PFC CS3 18B0815, Description: PFC CS3 18B0815





Dataset: F:\Projects\PFAS.PRO\Results\180222M1\180222M1-CRV.qld

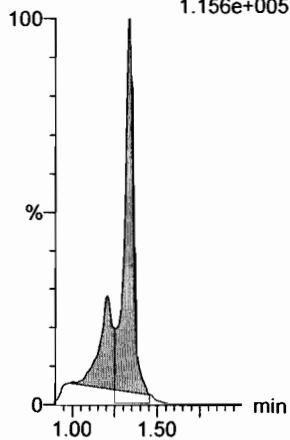
Last Altered: Friday, February 23, 2018 09:51:26 Pacific Standard Time

Printed: Friday, February 23, 2018 10:09:40 Pacific Standard Time

Name: 180222M1\_7, Date: 22-Feb-2018, Time: 15:36:03, ID: ST180222M1-6 PFC CS3 18B0815, Description: PFC CS3 18B0815

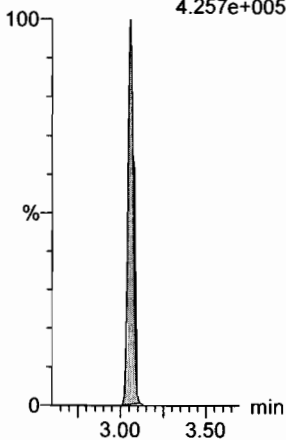
**13C4-PFBA**

F3:MRM of 1 channel,ES-  
217. > 171.8  
1.156e+005



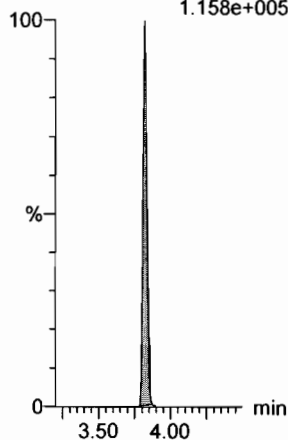
**13C5-PFHxA**

F10:MRM of 1 channel,ES-  
318 > 272.9  
4.257e+005



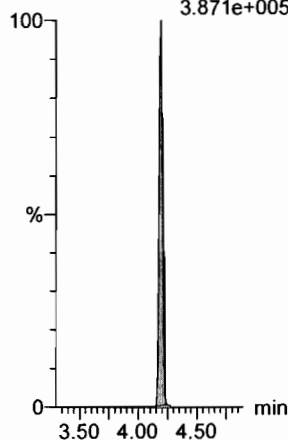
**13C3-PFHxS**

F18:MRM of 1 channel,ES-  
401.9 > 79.9  
1.158e+005



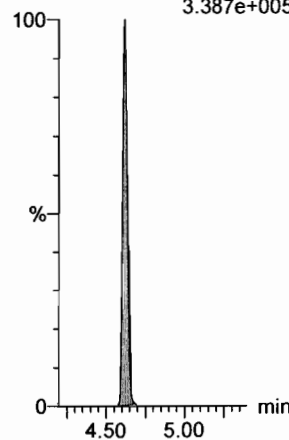
**13C8-PFOA**

F22:MRM of 1 channel,ES-  
421.3 > 376  
3.871e+005



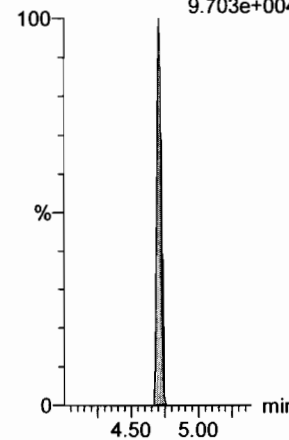
**13C9-PFNA**

F28:MRM of 1 channel,ES-  
472.2 > 426.9  
3.387e+005



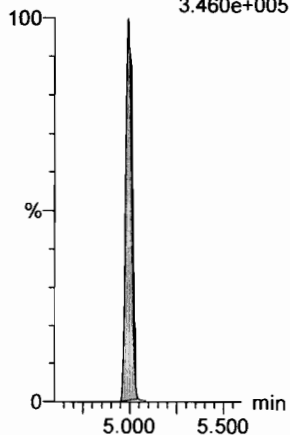
**13C4-PFOS**

F32:MRM of 1 channel,ES-  
503 > 79.9  
9.703e+004



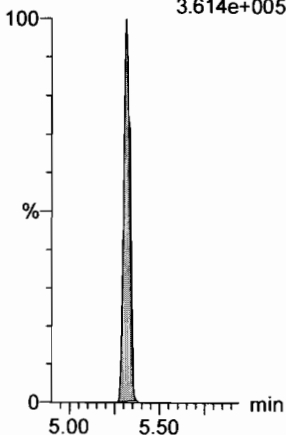
**13C6-PFDA**

F39:MRM of 1 channel,ES-  
519.1 > 473.7  
3.460e+005



**13C7-PFUdA**

F48:MRM of 1 channel,ES-  
570.1 > 524.8  
3.614e+005



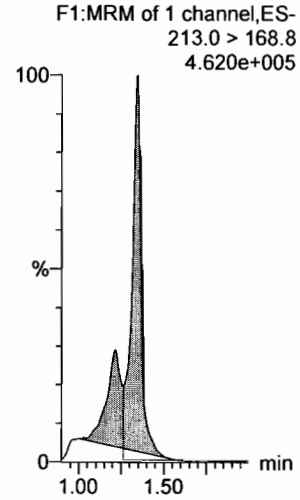
Dataset: F:\Projects\PFAS.PRO\Results\180222M1\180222M1-CRV.qld

Last Altered: Friday, February 23, 2018 09:51:26 Pacific Standard Time

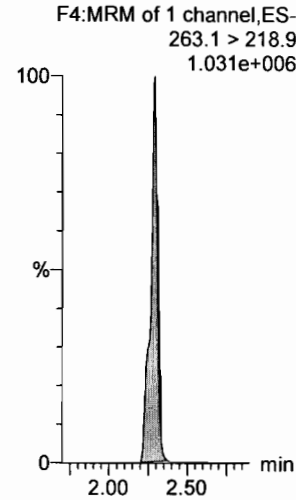
Printed: Friday, February 23, 2018 10:09:40 Pacific Standard Time

Name: 180222M1\_8, Date: 22-Feb-2018, Time: 15:47:29, ID: ST180222M1-7 PFC CS4 18B0816, Description: PFC CS4 18B0816

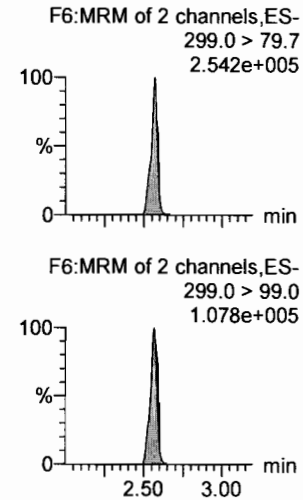
**PFBA**



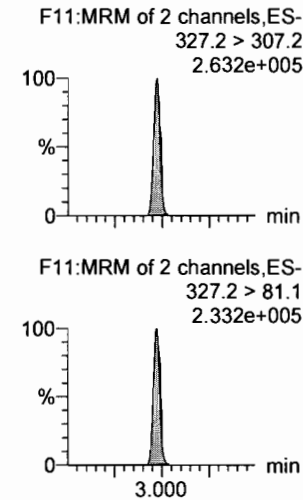
**PFPeA**



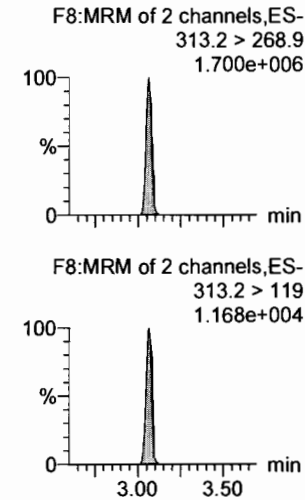
**PFBS**



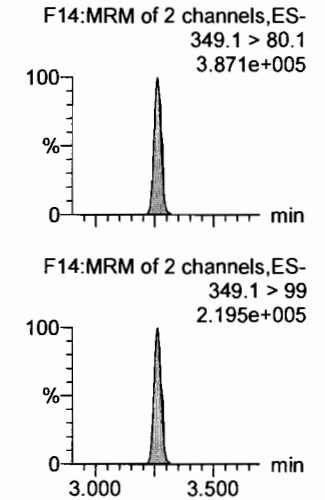
**4:2 FTS**



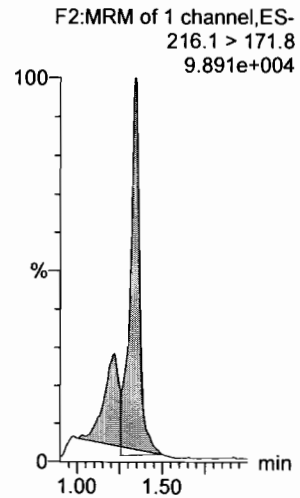
**PFHxA**



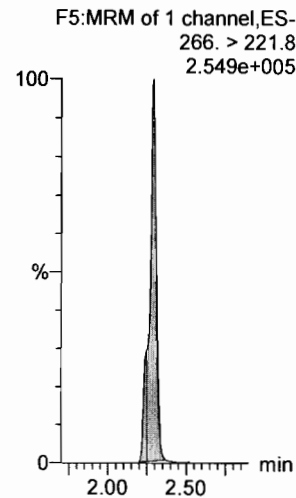
**PFPeS**



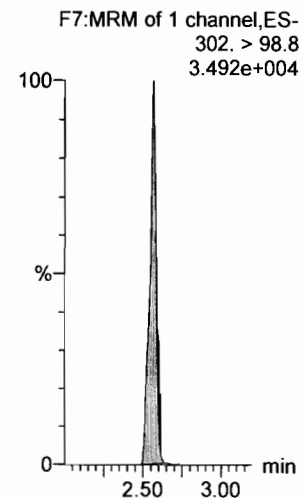
**13C3-PFBA**



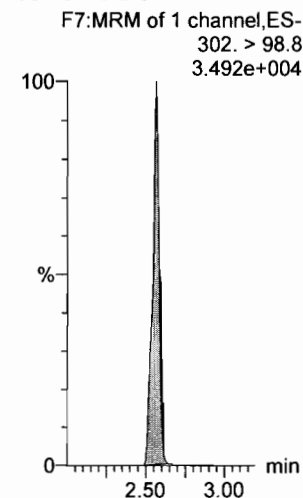
**13C3-PFPeA**



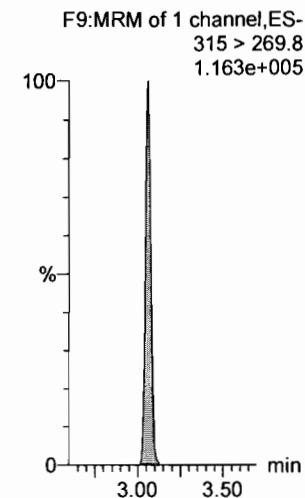
**13C3-PFBS**



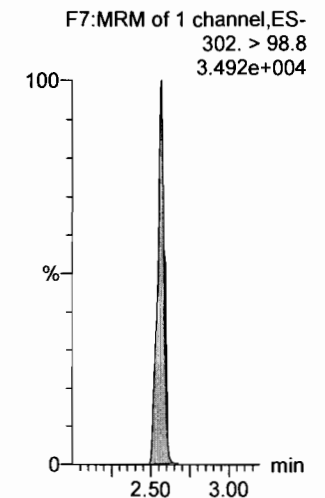
**13C3-PFBS**



**13C2-PFHxA**



**13C3-PFBS**

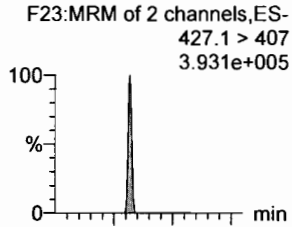


Dataset: F:\Projects\PFAS.PRO\Results\180222M1\180222M1-CRV.qld

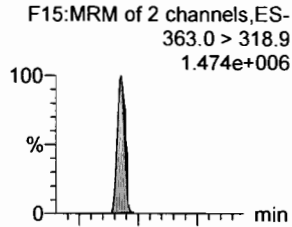
Last Altered: Friday, February 23, 2018 09:51:26 Pacific Standard Time  
Printed: Friday, February 23, 2018 10:09:40 Pacific Standard Time

Name: 180222M1\_8, Date: 22-Feb-2018, Time: 15:47:29, ID: ST180222M1-7 PFC CS4 18B0816, Description: PFC CS4 18B0816

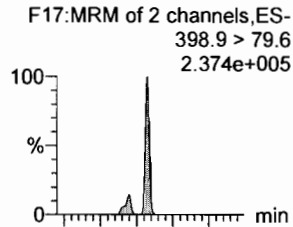
**6:2 FTS**



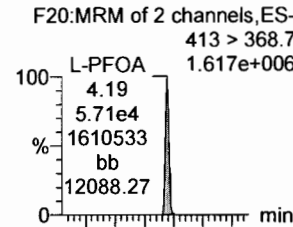
**PFHpA**



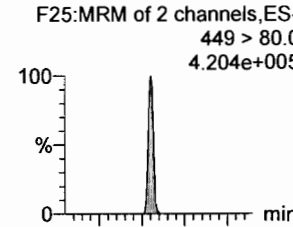
**L-PFHxS**



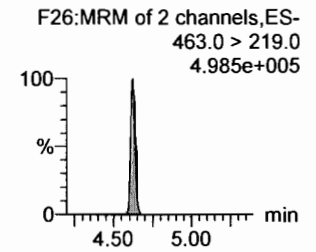
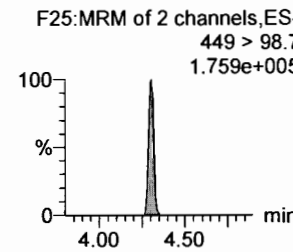
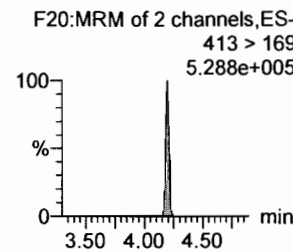
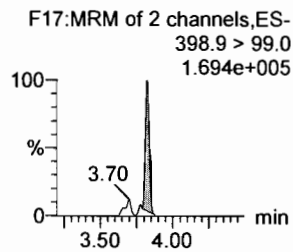
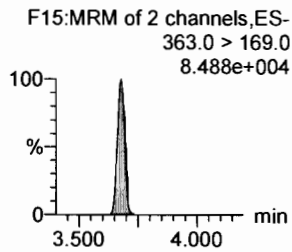
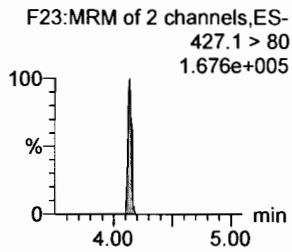
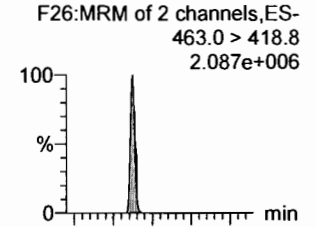
**L-PFOA**



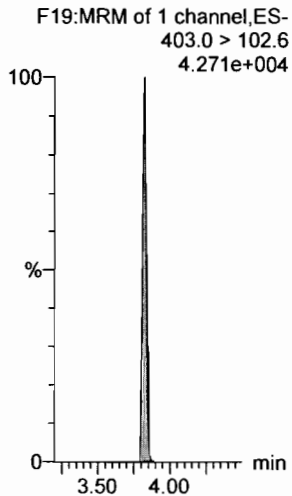
**PFHpS**



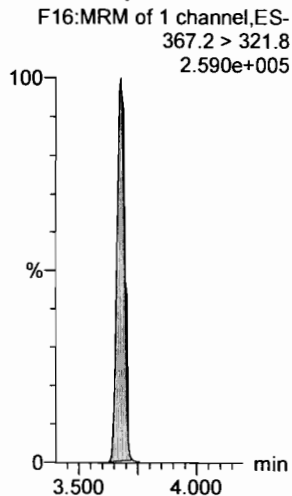
**PFNA**



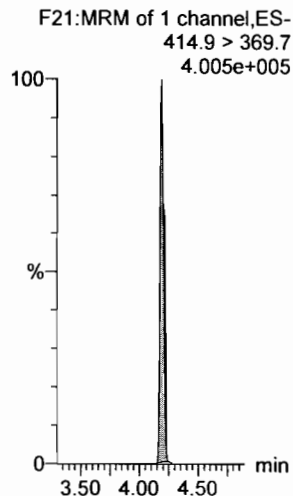
**18O2-PFHxS**



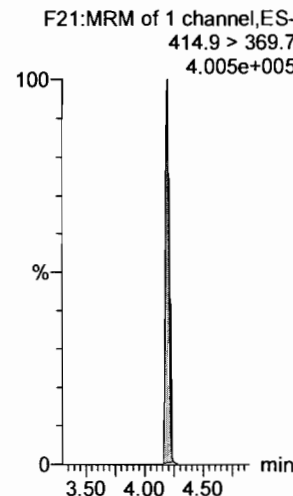
**13C4-PFHpA**



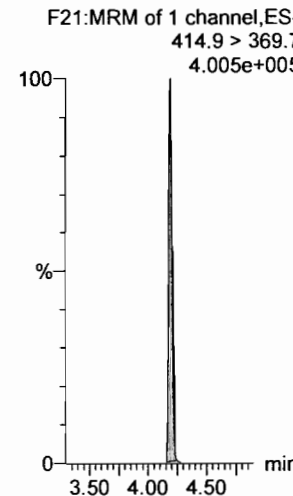
**13C2-PFOA**



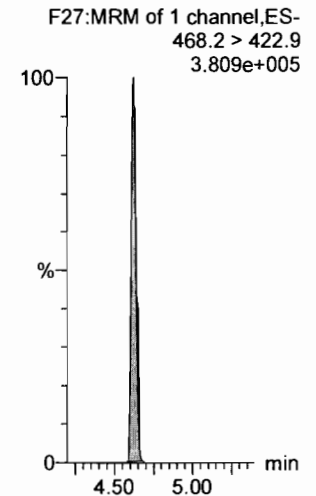
**13C2-PFOA**



**13C2-PFOA**



**13C5-PFNA**



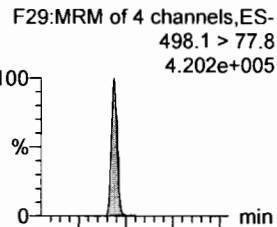
Dataset: F:\Projects\PFAS.PRO\Results\180222M1\180222M1-CRV.qld

Last Altered: Friday, February 23, 2018 09:51:26 Pacific Standard Time

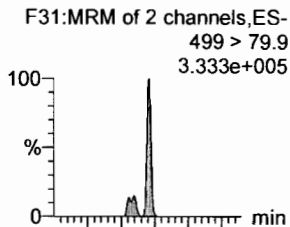
Printed: Friday, February 23, 2018 10:09:40 Pacific Standard Time

Name: 180222M1\_8, Date: 22-Feb-2018, Time: 15:47:29, ID: ST180222M1-7 PFC CS4 18B0816, Description: PFC CS4 18B0816

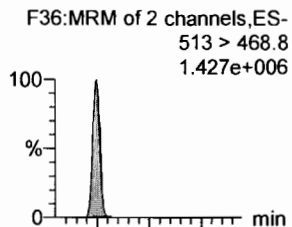
**PFOSA**



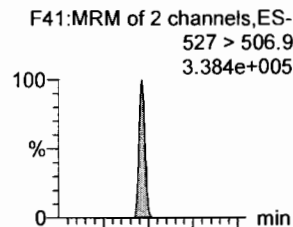
**L-PFOS**



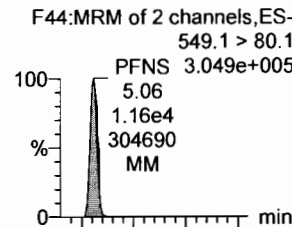
**PFDA**



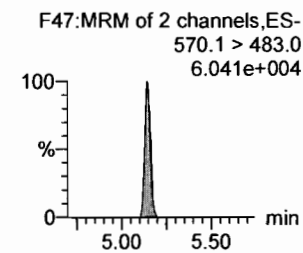
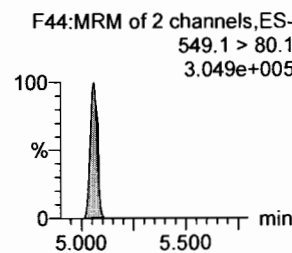
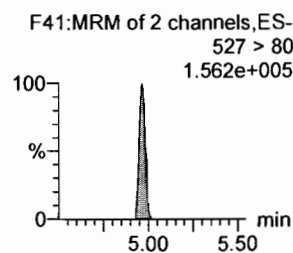
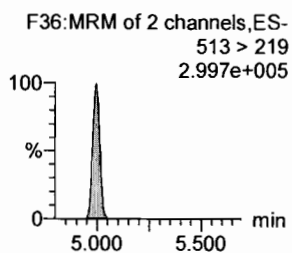
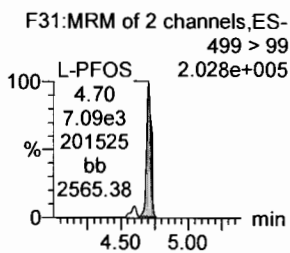
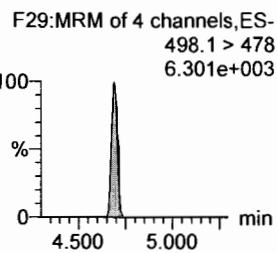
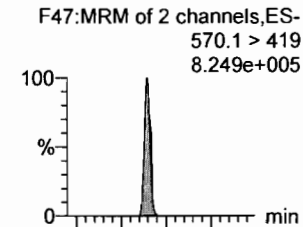
**8:2 FTS**



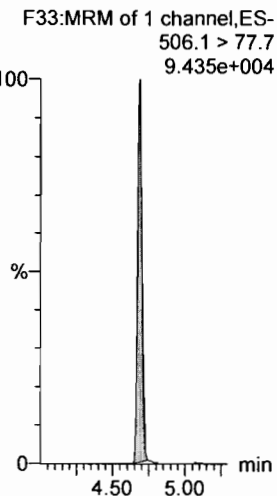
**PFNS**



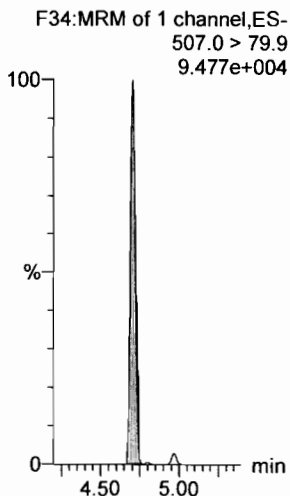
**N-MeFOSAA**



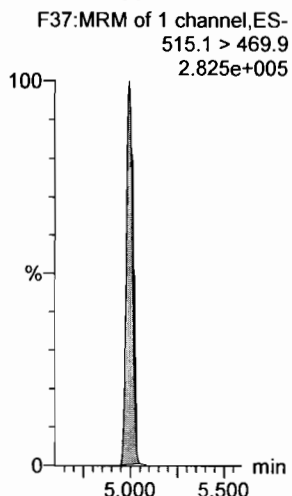
**13C8-PFOSA**



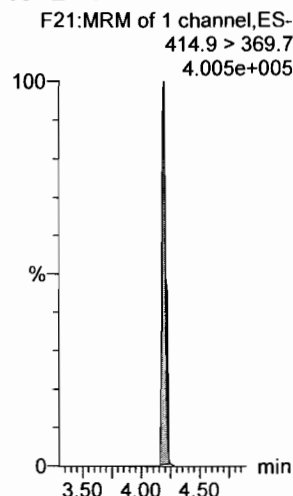
**13C8-PFOS**



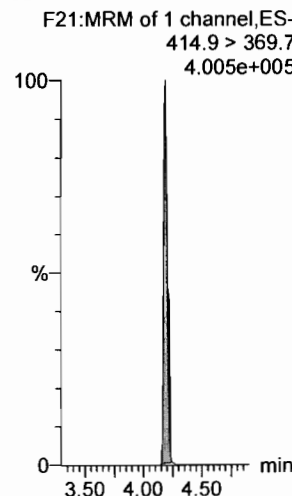
**13C2-PFDA**



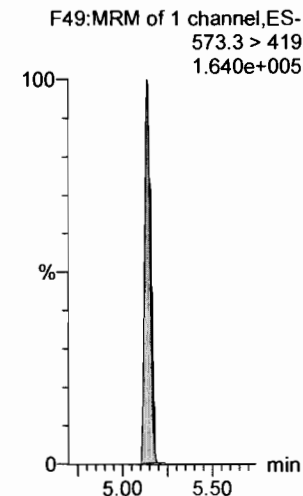
**13C2-PFOA**



**13C2-PFOA**



**d3-N-MeFOSAA**

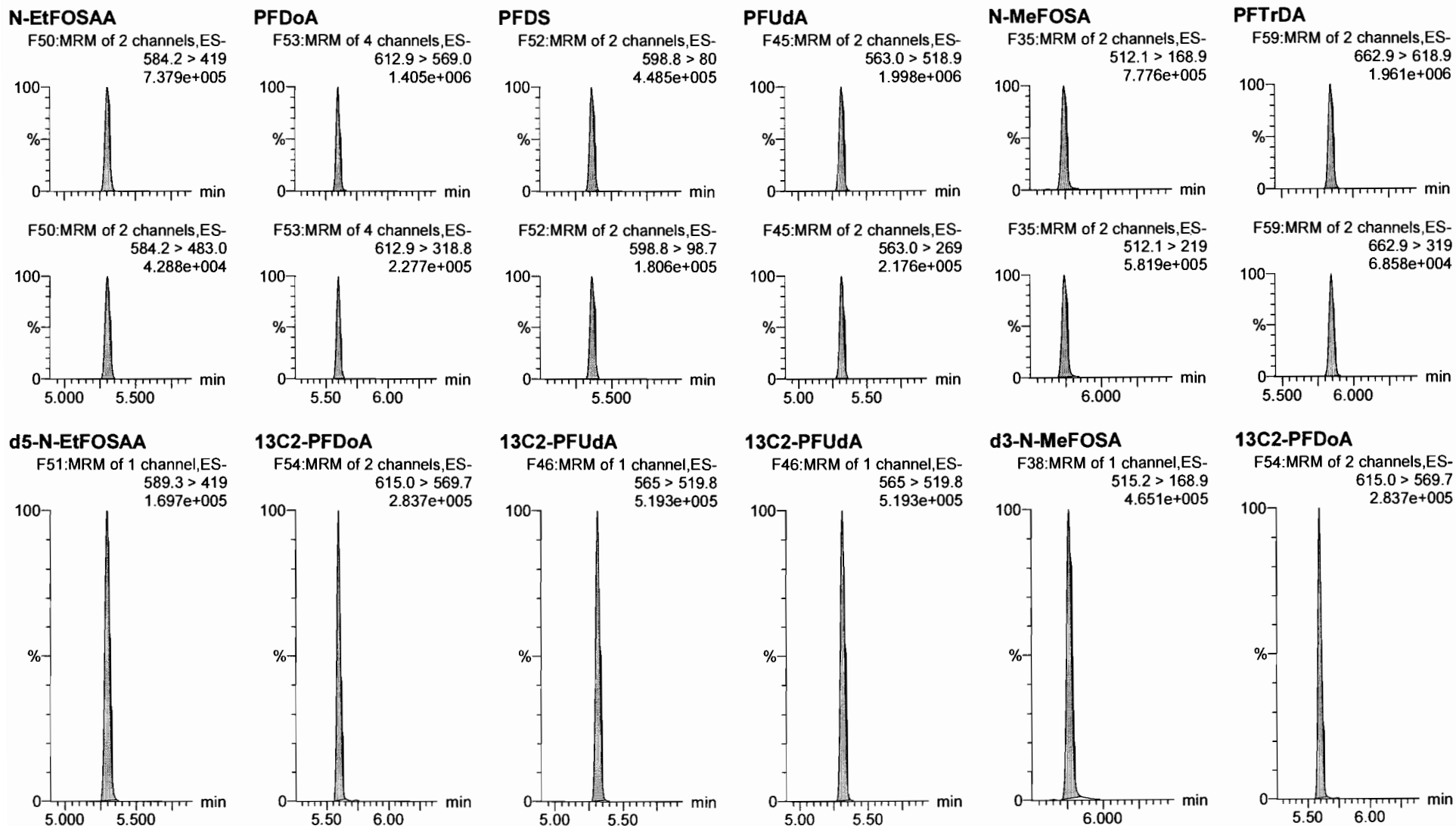


Dataset: F:\Projects\PFAS.PRO\Results\180222M1\180222M1-CRV.qld

Last Altered: Friday, February 23, 2018 09:51:26 Pacific Standard Time

Printed: Friday, February 23, 2018 10:09:40 Pacific Standard Time

Name: 180222M1\_8, Date: 22-Feb-2018, Time: 15:47:29, ID: ST180222M1-7 PFC CS4 18B0816, Description: PFC CS4 18B0816



Dataset: F:\Projects\PFAS.PRO\Results\180222M1\180222M1-CRV.qld

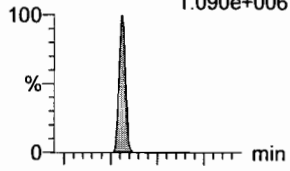
Last Altered: Friday, February 23, 2018 09:51:26 Pacific Standard Time

Printed: Friday, February 23, 2018 10:09:40 Pacific Standard Time

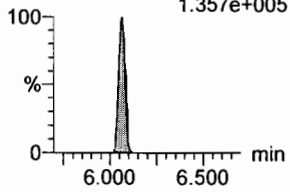
Name: 180222M1\_8, Date: 22-Feb-2018, Time: 15:47:29, ID: ST180222M1-7 PFC CS4 18B0816, Description: PFC CS4 18B0816

**PFTeDA**

F60:MRM of 2 channels,ES-  
712.9 > 668.8  
1.090e+006

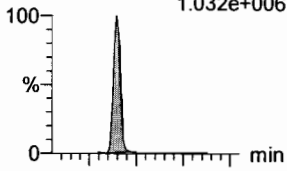


F60:MRM of 2 channels,ES-  
712.9 > 369  
1.357e+005

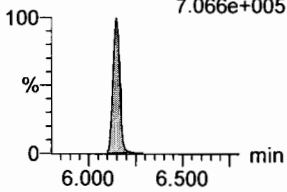


**N-EtFOSA**

F40:MRM of 2 channels,ES-  
526.1 > 168.9  
1.032e+006

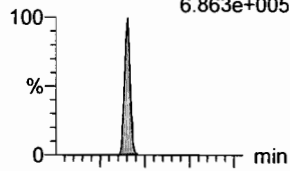


F40:MRM of 2 channels,ES-  
526.1 > 219  
7.066e+005

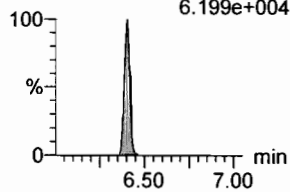


**PFHxDA**

F62:MRM of 2 channels,ES-  
813.1 > 768.6  
6.863e+005




F62:MRM of 2 channels,ES-  
813.1 > 219  
6.199e+004




**PFODA**

F64:MRM of 1 channel,ES-  
913.1 > 868.8  
9.591e+005



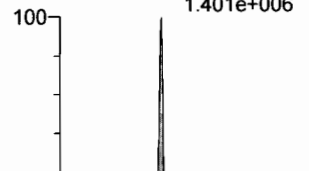
**N-MeFOSE**

F55:MRM of 1 channel,ES-  
616.1 > 58.9  
1.098e+006



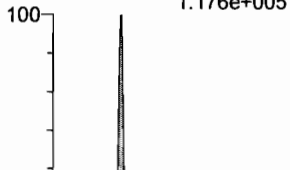
**N-EtFOSE**

F57:MRM of 1 channel,ES-  
630.1 > 58.9  
1.401e+006




**13C2-PFTeDA**

F61:MRM of 2 channels,ES-  
714.8 > 669.6  
1.176e+005



**d5-N-ETFOSA**

F43:MRM of 1 channel,ES-  
531.1 > 168.9  
6.832e+005



**13C2-PFHxDA**

F63:MRM of 1 channel,ES-  
815 > 769.7  
9.214e+004




**13C2-PFHxDA**

F63:MRM of 1 channel,ES-  
815 > 769.7  
9.214e+004



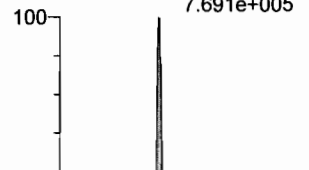
**d7-N-MeFOSE**

F56:MRM of 1 channel,ES-  
623.1 > 58.9  
5.929e+005



**d9-N-EtFOSE**

F58:MRM of 1 channel,ES-  
639.2 > 58.8  
7.691e+005



Dataset: F:\Projects\PFAS.PRO\Results\180222M1\180222M1-CRV.qld

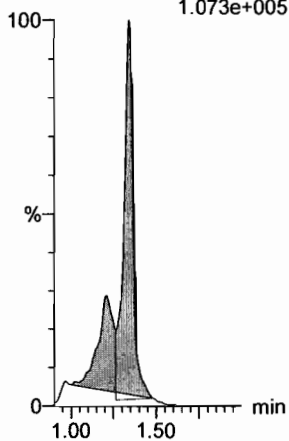
Last Altered: Friday, February 23, 2018 09:51:26 Pacific Standard Time

Printed: Friday, February 23, 2018 10:09:40 Pacific Standard Time

Name: 180222M1\_8, Date: 22-Feb-2018, Time: 15:47:29, ID: ST180222M1-7 PFC CS4 18B0816, Description: PFC CS4 18B0816

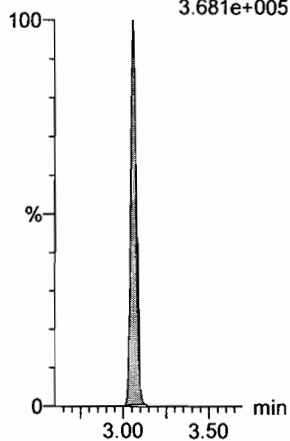
**13C4-PFBA**

F3:MRM of 1 channel,ES-  
217. > 171.8  
1.073e+005



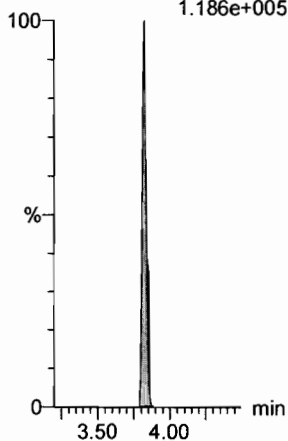
**13C5-PFHxA**

F10:MRM of 1 channel,ES-  
318 > 272.9  
3.681e+005



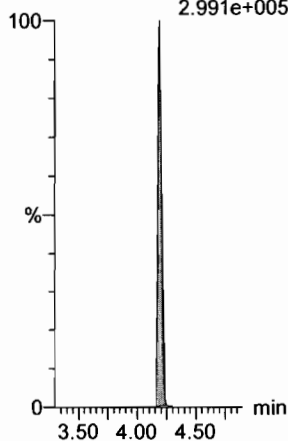
**13C3-PFHxS**

F18:MRM of 1 channel,ES-  
401.9 > 79.9  
1.186e+005



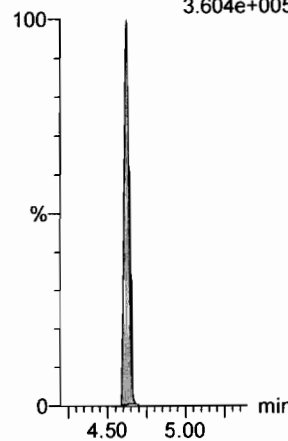
**13C8-PFOA**

F22:MRM of 1 channel,ES-  
421.3 > 376  
2.991e+005



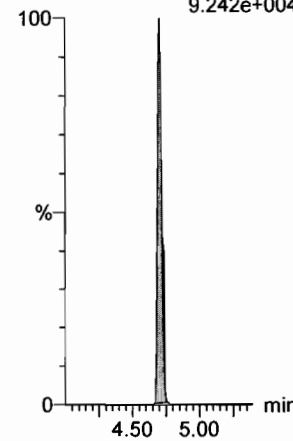
**13C9-PFNA**

F28:MRM of 1 channel,ES-  
472.2 > 426.9  
3.604e+005



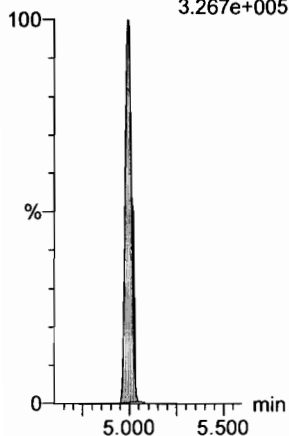
**13C4-PFOS**

F32:MRM of 1 channel,ES-  
503 > 79.9  
9.242e+004



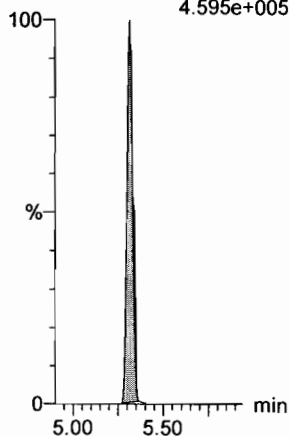
**13C6-PFDA**

F39:MRM of 1 channel,ES-  
519.1 > 473.7  
3.267e+005



**13C7-PFUdA**

F48:MRM of 1 channel,ES-  
570.1 > 524.8  
4.595e+005



Dataset: F:\Projects\PFAS.PRO\Results\180222M1\180222M1-CRV.qld

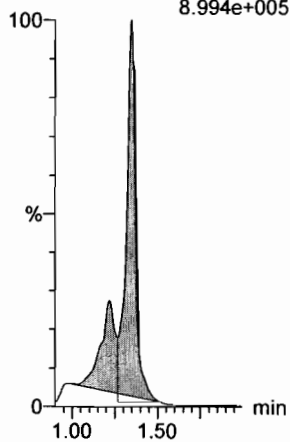
Last Altered: Friday, February 23, 2018 09:51:26 Pacific Standard Time

Printed: Friday, February 23, 2018 10:09:40 Pacific Standard Time

Name: 180222M1\_9, Date: 22-Feb-2018, Time: 15:58:59, ID: ST180222M1-8 PFC CS5 18B0817, Description: PFC CS5 18B0817

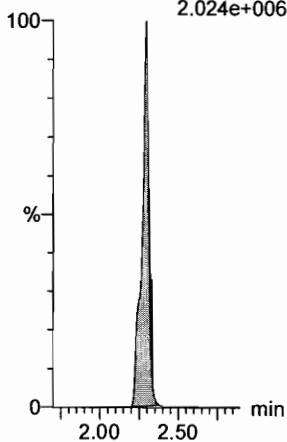
**PFBA**

F1:MRM of 1 channel,ES-  
213.0 > 168.8  
8.994e+005



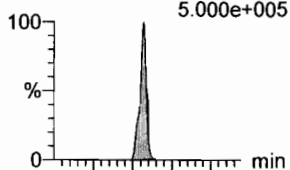
**PFPeA**

F4:MRM of 1 channel,ES-  
263.1 > 218.9  
2.024e+006

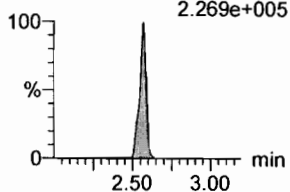


**PFBS**

F6:MRM of 2 channels,ES-  
299.0 > 79.7  
5.000e+005




F6:MRM of 2 channels,ES-  
299.0 > 99.0  
2.269e+005

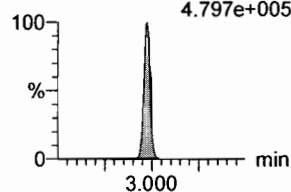


**4:2 FTS**

F11:MRM of 2 channels,ES-  
327.2 > 307.2  
5.940e+005

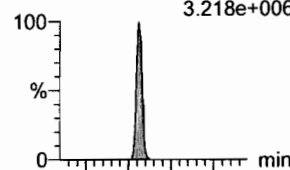


F11:MRM of 2 channels,ES-  
327.2 > 81.1  
4.797e+005

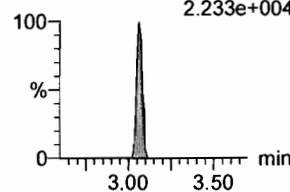


**PFHxA**

F8:MRM of 2 channels,ES-  
313.2 > 268.9  
3.218e+006

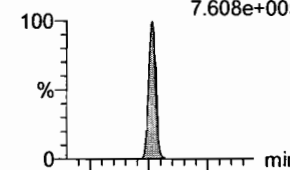


F8:MRM of 2 channels,ES-  
313.2 > 119  
2.233e+004

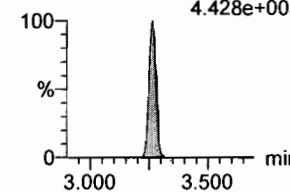


**PFPeS**

F14:MRM of 2 channels,ES-  
349.1 > 80.1  
7.608e+005

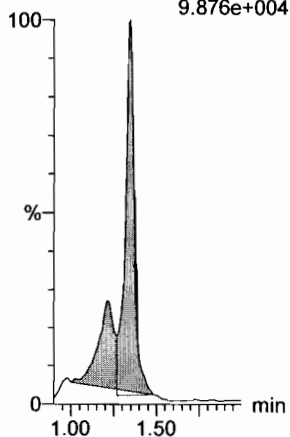


F14:MRM of 2 channels,ES-  
349.1 > 99  
4.428e+005



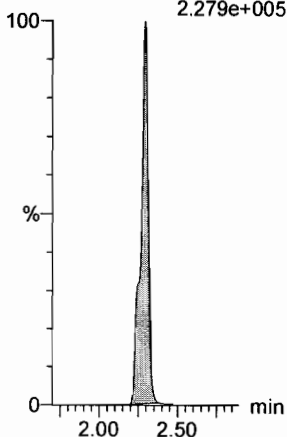
**13C3-PFBA**

F2:MRM of 1 channel,ES-  
216.1 > 171.8  
9.876e+004



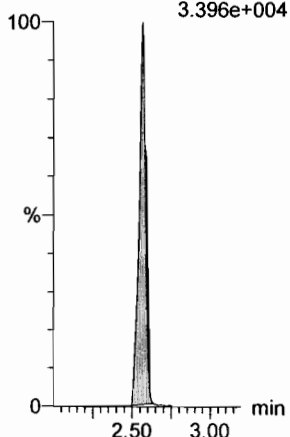
**13C3-PFPeA**

F5:MRM of 1 channel,ES-  
266. > 221.8  
2.279e+005



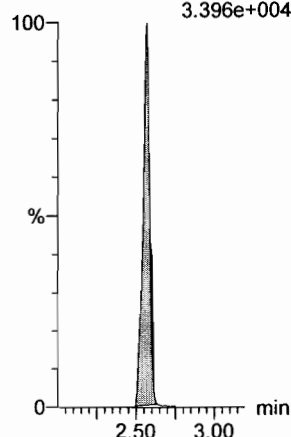
**13C3-PFBS**

F7:MRM of 1 channel,ES-  
302. > 98.8  
3.396e+004



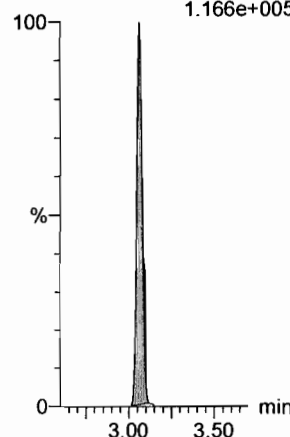
**13C3-PFBS**

F7:MRM of 1 channel,ES-  
302. > 98.8  
3.396e+004



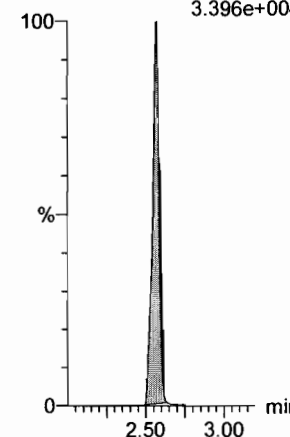
**13C2-PFHxA**

F9:MRM of 1 channel,ES-  
315 > 269.8  
1.166e+005



**13C3-PFBS**

F7:MRM of 1 channel,ES-  
302. > 98.8  
3.396e+004



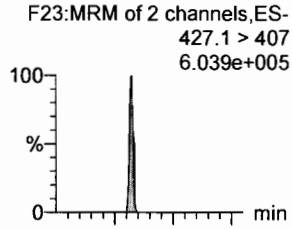


Dataset: F:\Projects\PFAS.PRO\Results\180222M1\180222M1-CRV.qld

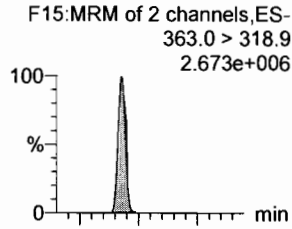
Last Altered: Friday, February 23, 2018 09:51:26 Pacific Standard Time  
Printed: Friday, February 23, 2018 10:09:40 Pacific Standard Time

Name: 180222M1\_9, Date: 22-Feb-2018, Time: 15:58:59, ID: ST180222M1-8 PFC CS5 18B0817, Description: PFC CS5 18B0817

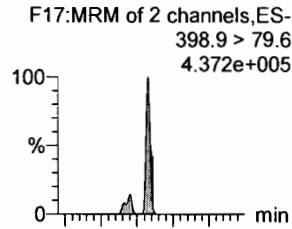
**6:2 FTS**



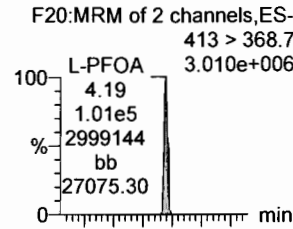
**PFHpA**



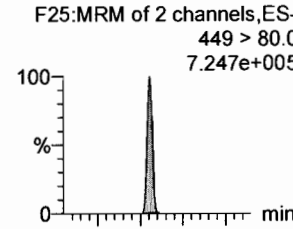
**L-PFHxS**



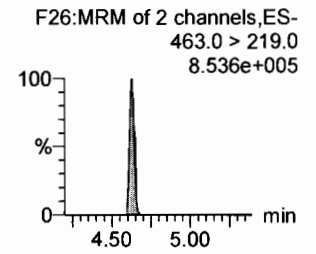
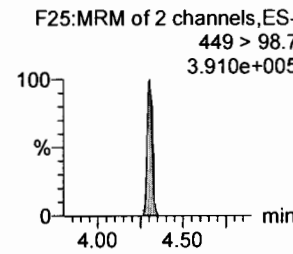

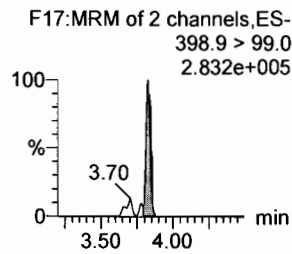
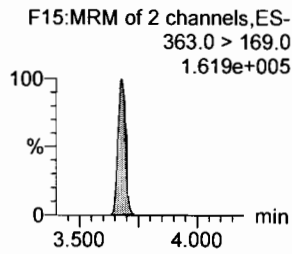
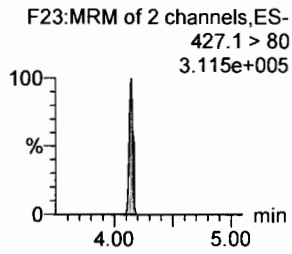
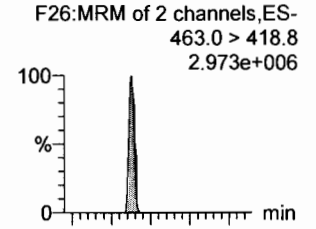
**L-PFOA**



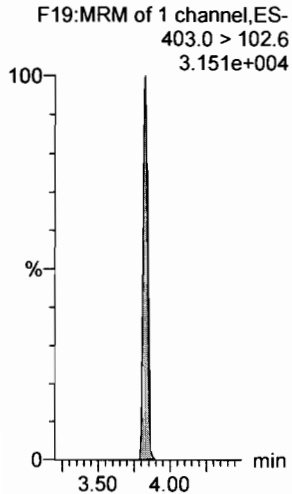
**PFHpS**



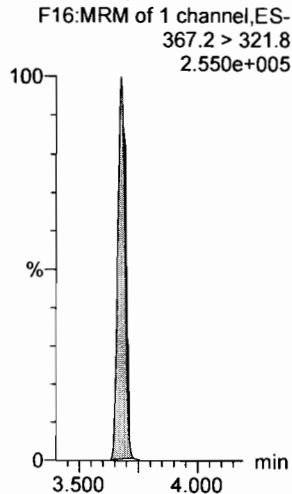
**PFNA**



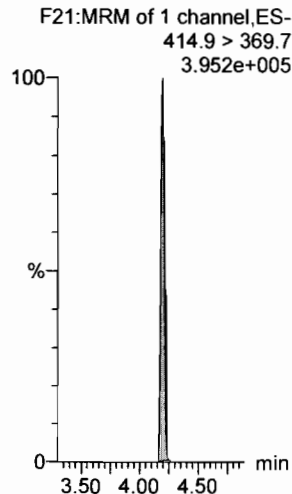
**1802-PFHxS**



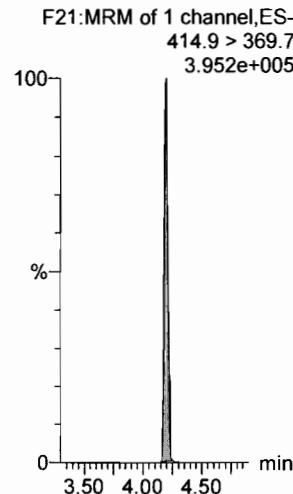
**13C4-PFHpA**



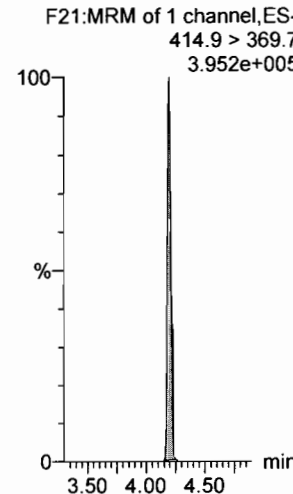
**13C2-PFOA**



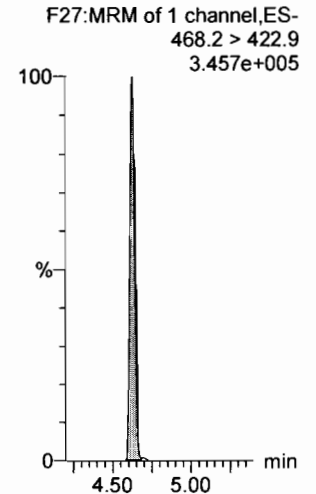
**13C2-PFOA**



**13C2-PFOA**



**13C5-PFNA**



Dataset: F:\Projects\PFAS.PRO\Results\180222M1\180222M1-CRV.qld

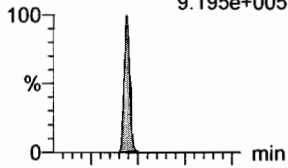
Last Altered: Friday, February 23, 2018 09:51:26 Pacific Standard Time

Printed: Friday, February 23, 2018 10:09:40 Pacific Standard Time

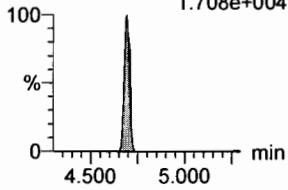
Name: 180222M1\_9, Date: 22-Feb-2018, Time: 15:58:59, ID: ST180222M1-8 PFC CS5 18B0817, Description: PFC CS5 18B0817

**PFOSA**

F29:MRM of 4 channels,ES-  
498.1 > 77.8  
9.195e+005

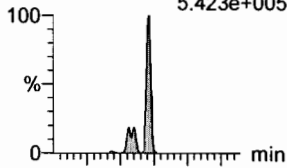


F29:MRM of 4 channels,ES-  
498.1 > 478  
1.708e+004

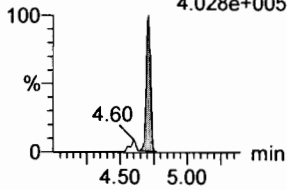


**L-PFOS**

F31:MRM of 2 channels,ES-  
499 > 79.9  
5.423e+005

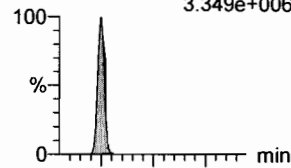


F31:MRM of 2 channels,ES-  
499 > 99  
4.028e+005

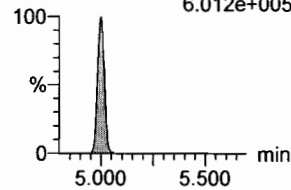


**PFDA**

F36:MRM of 2 channels,ES-  
513 > 468.8  
3.349e+006

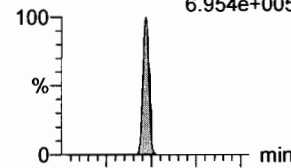


F36:MRM of 2 channels,ES-  
513 > 219  
6.012e+005

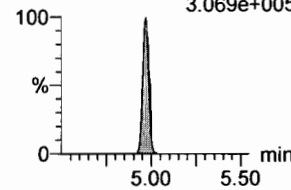


**8:2 FTS**

F41:MRM of 2 channels,ES-  
527 > 506.9  
6.954e+005

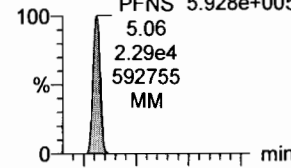


F41:MRM of 2 channels,ES-  
527 > 80  
3.069e+005

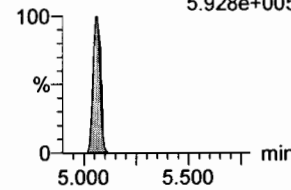


**PFNS**

F44:MRM of 2 channels,ES-  
549.1 > 80.1  
5.928e+005

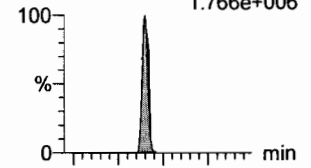


F44:MRM of 2 channels,ES-  
549.1 > 80.1  
5.928e+005

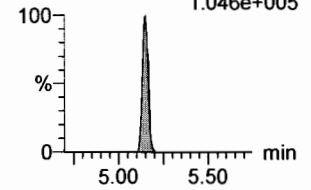


**N-MeFOSAA**

F47:MRM of 2 channels,ES-  
570.1 > 419  
1.766e+006

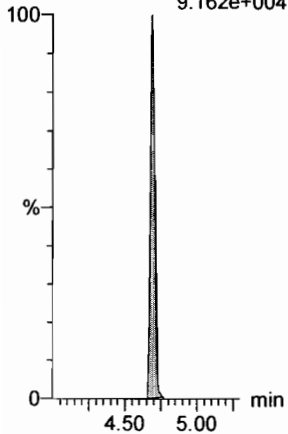


F47:MRM of 2 channels,ES-  
570.1 > 483.0  
1.046e+005



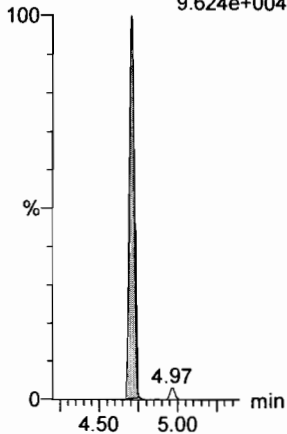
**13C8-PFOSA**

F33:MRM of 1 channel,ES-  
506.1 > 77.7  
9.162e+004



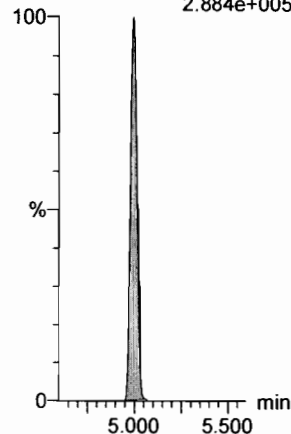
**13C8-PFOS**

F34:MRM of 1 channel,ES-  
507.0 > 79.9  
9.624e+004



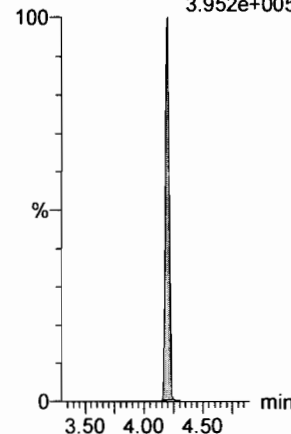
**13C2-PFDA**

F37:MRM of 1 channel,ES-  
515.1 > 469.9  
2.884e+005




**13C2-PFOA**

F21:MRM of 1 channel,ES-  
414.9 > 369.7  
3.952e+005



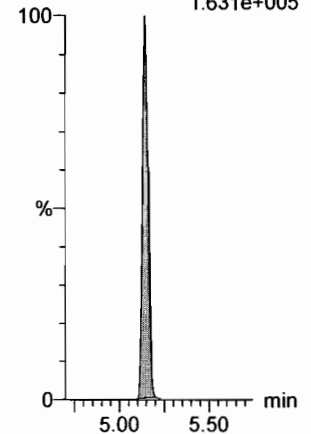
**13C2-PFOA**

F21:MRM of 1 channel,ES-  
414.9 > 369.7  
3.952e+005



**d3-N-MeFOSAA**

F49:MRM of 1 channel,ES-  
573.3 > 419  
1.631e+005

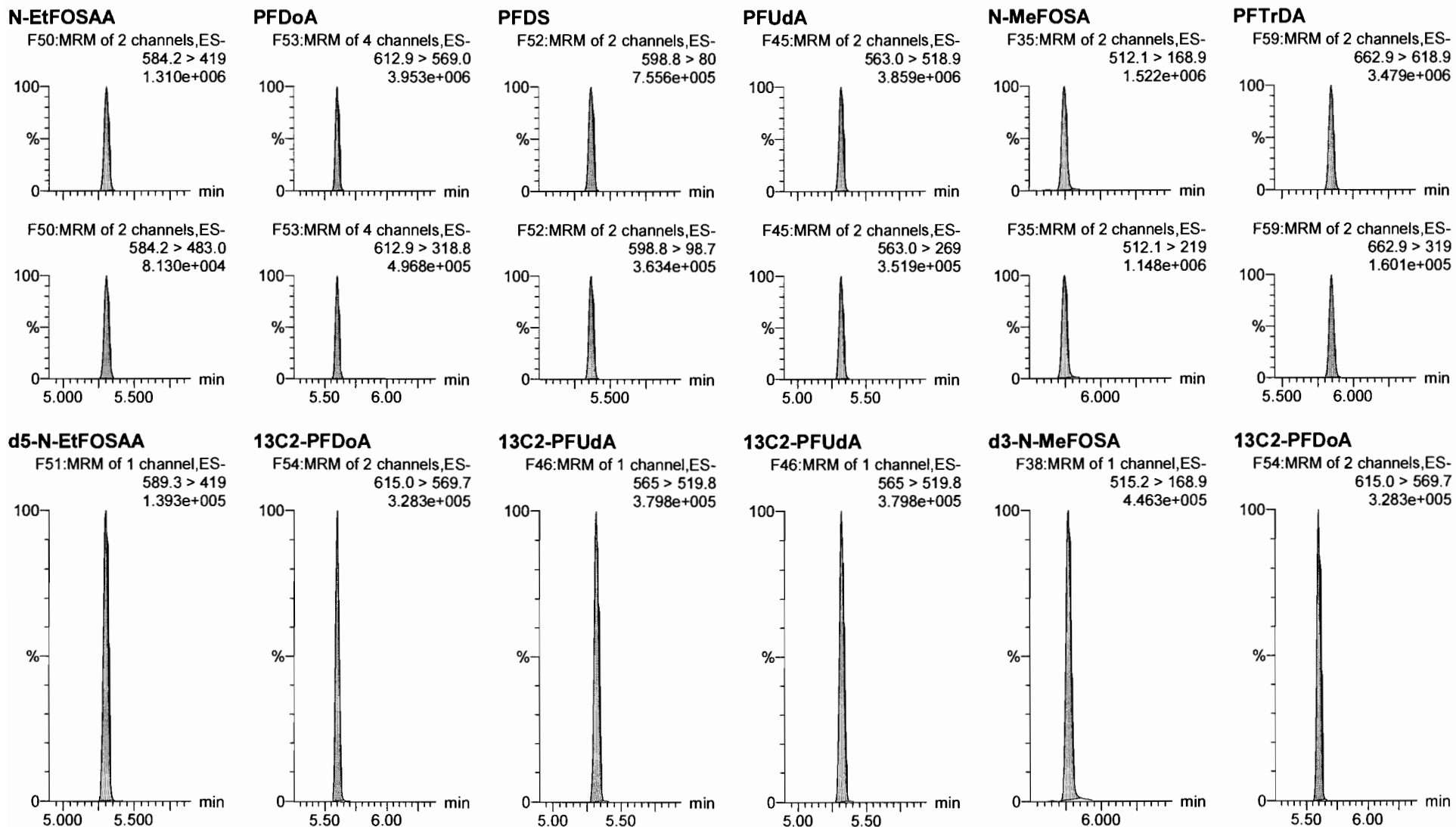


Dataset: F:\Projects\PFAS.PRO\Results\180222M1\180222M1-CRV.qld

Last Altered: Friday, February 23, 2018 09:51:26 Pacific Standard Time

Printed: Friday, February 23, 2018 10:09:40 Pacific Standard Time

Name: 180222M1\_9, Date: 22-Feb-2018, Time: 15:58:59, ID: ST180222M1-8 PFC CS5 18B0817, Description: PFC CS5 18B0817



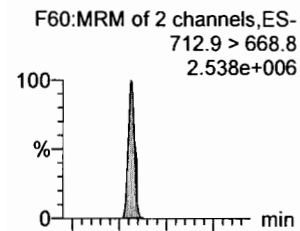
Dataset: F:\Projects\PFAS.PRO\Results\180222M1\180222M1-CRV.qld

Last Altered: Friday, February 23, 2018 09:51:26 Pacific Standard Time

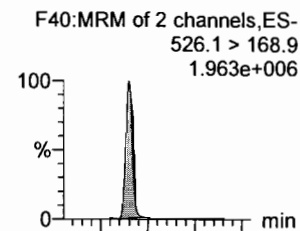
Printed: Friday, February 23, 2018 10:09:40 Pacific Standard Time

Name: 180222M1\_9, Date: 22-Feb-2018, Time: 15:58:59, ID: ST180222M1-8 PFC CS5 18B0817, Description: PFC CS5 18B0817

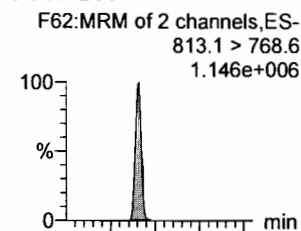
**PFTeDA**



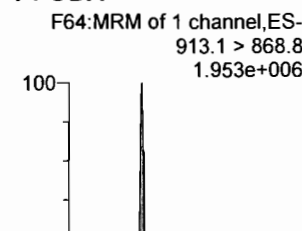
**N-EtFOSA**



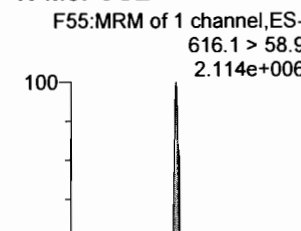
**PFHxDA**



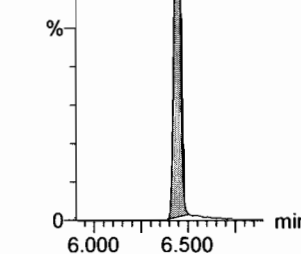
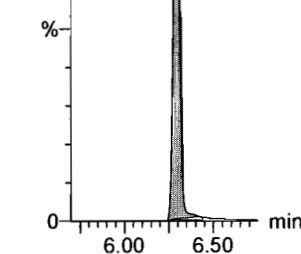
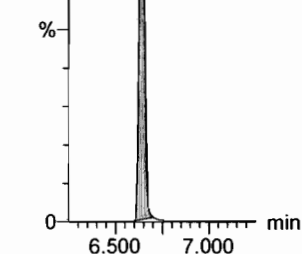
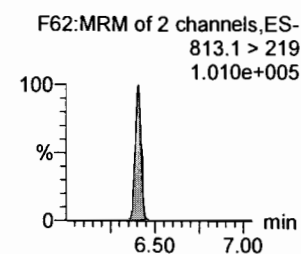
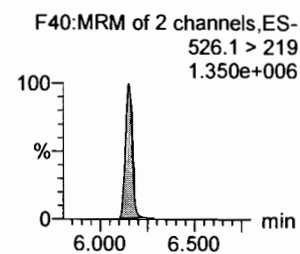
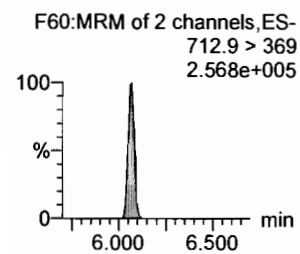
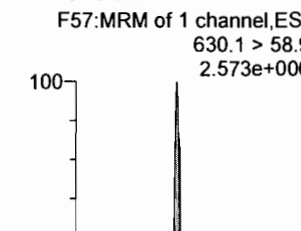
**PFODA**



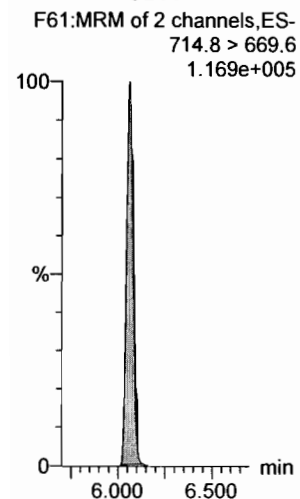
**N-MeFOSE**



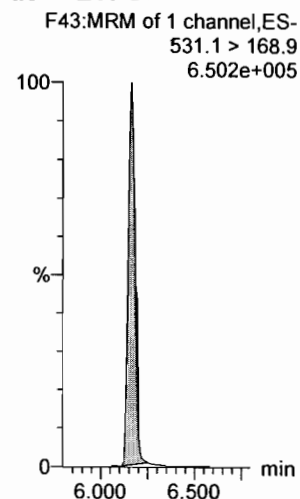
**N-EtFOSE**



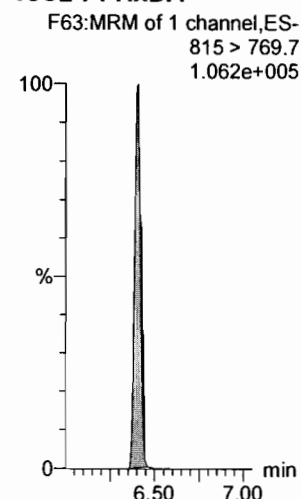
**13C2-PFTeDA**



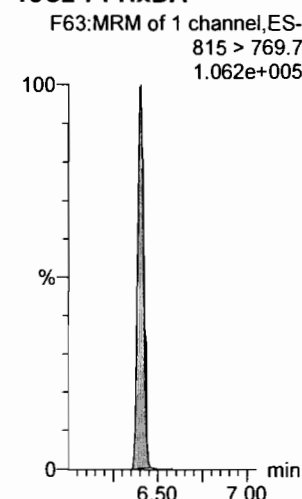
**d5-N-ETFOSA**



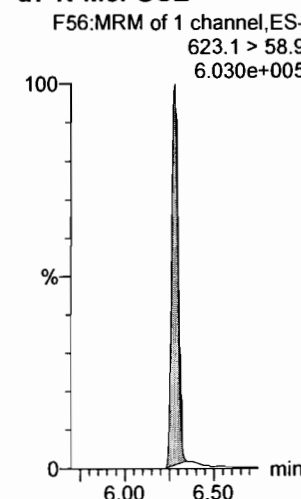
**13C2-PFHxDA**



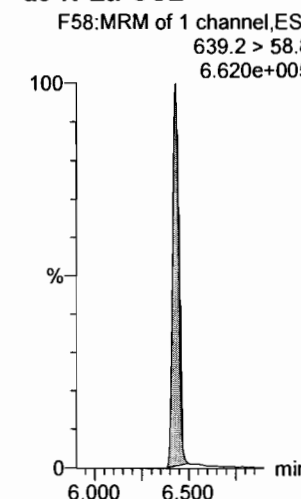
**13C2-PFHxDA**



**d7-N-MeFOSE**



**d9-N-EtFOSE**



Dataset: F:\Projects\PFAS.PRO\Results\180222M1\180222M1-CRV.qld

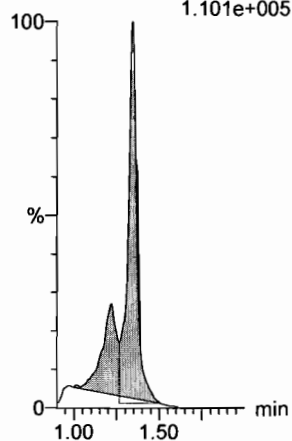
Last Altered: Friday, February 23, 2018 09:51:26 Pacific Standard Time

Printed: Friday, February 23, 2018 10:09:40 Pacific Standard Time

Name: 180222M1\_9, Date: 22-Feb-2018, Time: 15:58:59, ID: ST180222M1-8 PFC CS5 18B0817, Description: PFC CS5 18B0817

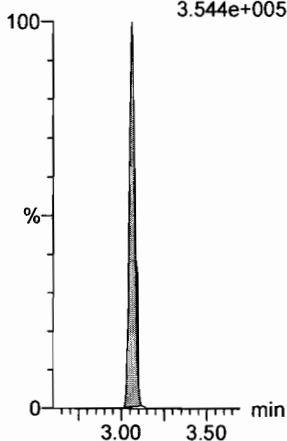
**13C4-PFBA**

F3:MRM of 1 channel,ES-  
217. > 171.8  
1.101e+005



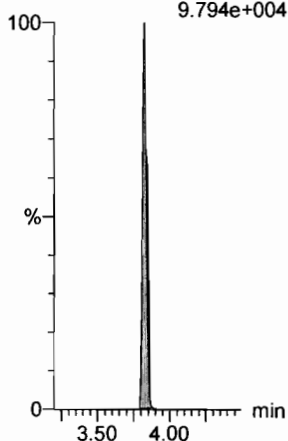
**13C5-PFHxA**

F10:MRM of 1 channel,ES-  
318 > 272.9  
3.544e+005



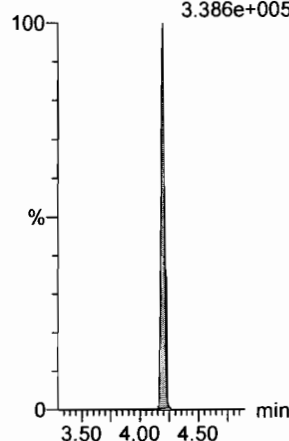
**13C3-PFHxS**

F18:MRM of 1 channel,ES-  
401.9 > 79.9  
9.794e+004



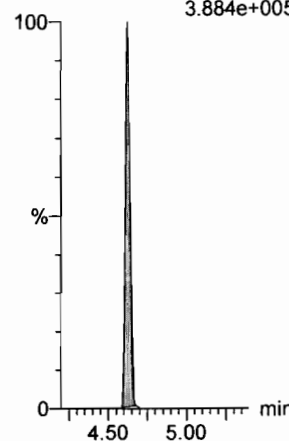
**13C8-PFOA**

F22:MRM of 1 channel,ES-  
421.3 > 376  
3.386e+005



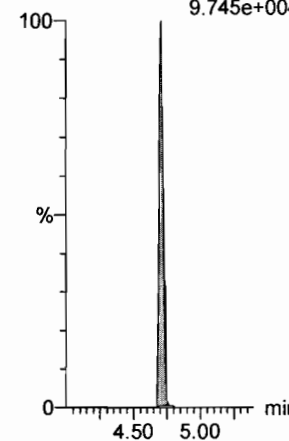
**13C9-PFNA**

F28:MRM of 1 channel,ES-  
472.2 > 426.9  
3.884e+005



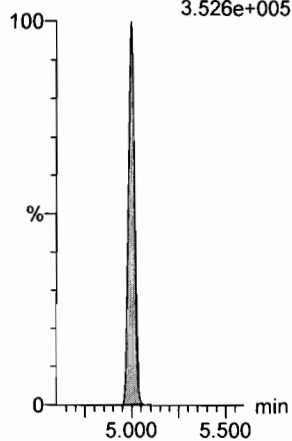
**13C4-PFOS**

F32:MRM of 1 channel,ES-  
503 > 79.9  
9.745e+004



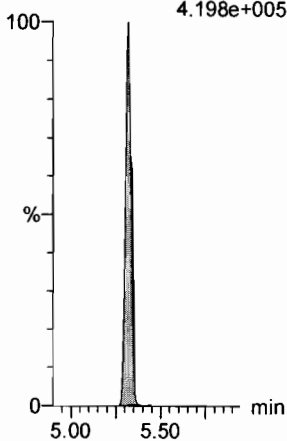
**13C6-PFDA**

F39:MRM of 1 channel,ES-  
519.1 > 473.7  
3.526e+005



**13C7-PFUdA**

F48:MRM of 1 channel,ES-  
570.1 > 524.8  
4.198e+005



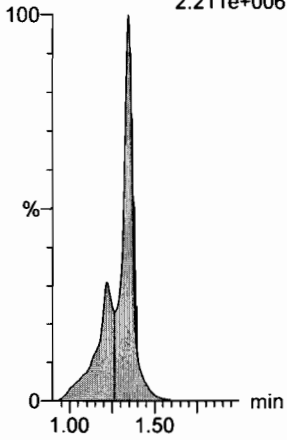
Dataset: F:\Projects\PFAS.PRO\Results\180222M1\180222M1-CRV.qld

Last Altered: Friday, February 23, 2018 09:51:26 Pacific Standard Time  
Printed: Friday, February 23, 2018 10:09:40 Pacific Standard Time

Name: 180222M1\_10, Date: 22-Feb-2018, Time: 16:10:28, ID: ST180222M1-9 PFC CS6 18B0818, Description: PFC CS6 18B0818

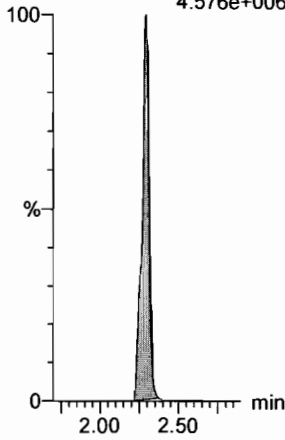
**PFBA**

F1:MRM of 1 channel,ES-  
213.0 > 168.8  
2.211e+006




**PFPeA**

F4:MRM of 1 channel,ES-  
263.1 > 218.9  
4.576e+006

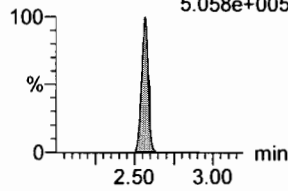


**PFBS**

F6:MRM of 2 channels,ES-  
299.0 > 79.7  
1.143e+006

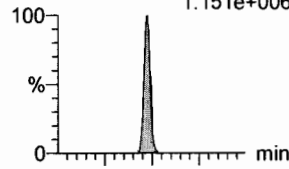


F6:MRM of 2 channels,ES-  
299.0 > 99.0  
5.058e+005

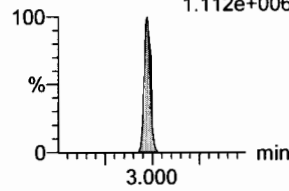


**4:2 FTS**

F11:MRM of 2 channels,ES-  
327.2 > 307.2  
1.151e+006

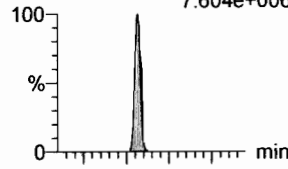


F11:MRM of 2 channels,ES-  
327.2 > 81.1  
1.112e+006

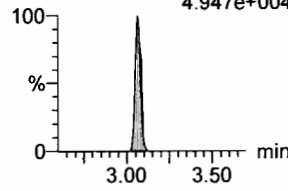


**PFHxA**

F8:MRM of 2 channels,ES-  
313.2 > 268.9  
7.604e+006

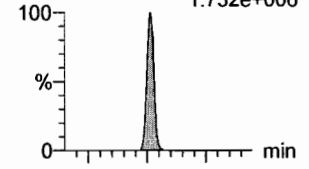


F8:MRM of 2 channels,ES-  
313.2 > 119  
4.947e+004

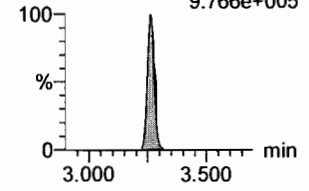


**PFPeS**

F14:MRM of 2 channels,ES-  
349.1 > 80.1  
1.732e+006

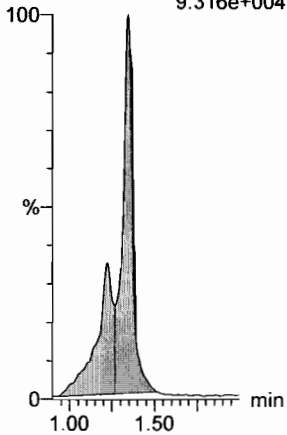


F14:MRM of 2 channels,ES-  
349.1 > 99  
9.766e+005



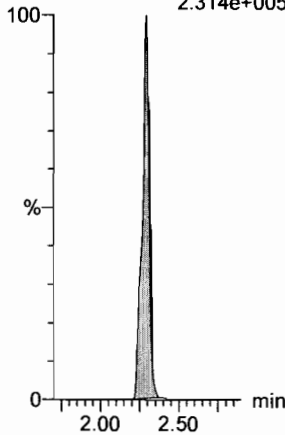
**13C3-PFBA**

F2:MRM of 1 channel,ES-  
216.1 > 171.8  
9.316e+004



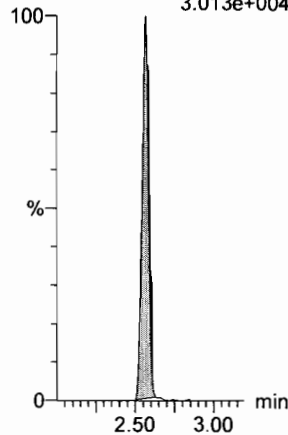
**13C3-PFPeA**

F5:MRM of 1 channel,ES-  
266. > 221.8  
2.314e+005



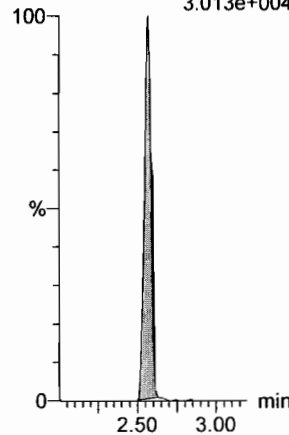
**13C3-PFBS**

F7:MRM of 1 channel,ES-  
302. > 98.8  
3.013e+004



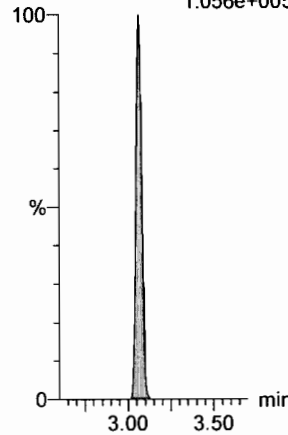
**13C3-PFBS**

F7:MRM of 1 channel,ES-  
302. > 98.8  
3.013e+004



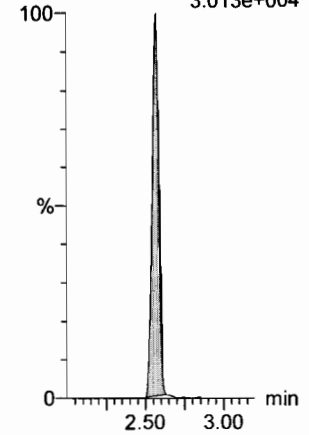
**13C2-PFHxA**

F9:MRM of 1 channel,ES-  
315 > 269.8  
1.056e+005



**13C3-PFBS**

F7:MRM of 1 channel,ES-  
302. > 98.8  
3.013e+004



Dataset: F:\Projects\PFAS.PRO\Results\180222M1\180222M1-CRV.qld

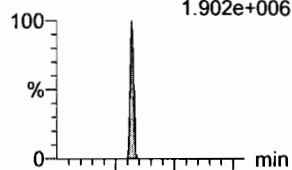
Last Altered: Friday, February 23, 2018 09:51:26 Pacific Standard Time

Printed: Friday, February 23, 2018 10:09:40 Pacific Standard Time

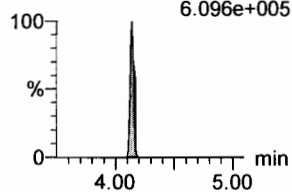
Name: 180222M1\_10, Date: 22-Feb-2018, Time: 16:10:28, ID: ST180222M1-9 PFC CS6 18B0818, Description: PFC CS6 18B0818

**6:2 FTS**

F23:MRM of 2 channels,ES-  
427.1 > 407  
1.902e+006




F23:MRM of 2 channels,ES-  
427.1 > 80  
6.096e+005

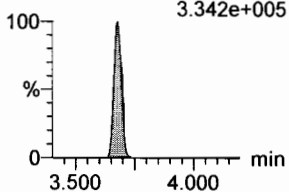


**PFHpA**

F15:MRM of 2 channels,ES-  
363.0 > 318.9  
6.242e+006

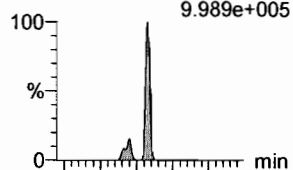


F15:MRM of 2 channels,ES-  
363.0 > 169.0  
3.342e+005

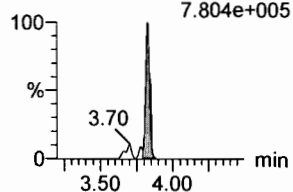


**L-PFHxS**

F17:MRM of 2 channels,ES-  
398.9 > 79.6  
9.989e+005

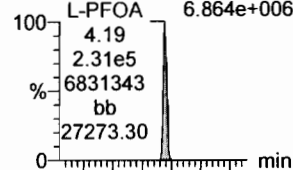


F17:MRM of 2 channels,ES-  
398.9 > 99.0  
7.804e+005

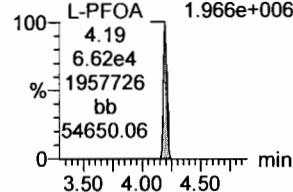


**L-PFOA**

F20:MRM of 2 channels,ES-  
413 > 368.7  
6.864e+006

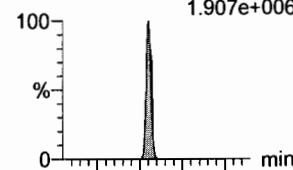


F20:MRM of 2 channels,ES-  
413 > 169  
1.966e+006

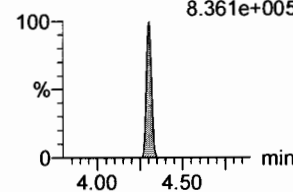


**PFHpS**

F25:MRM of 2 channels,ES-  
449 > 80.0  
1.907e+006

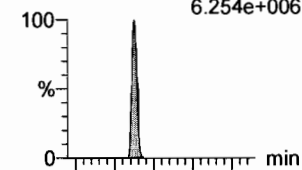


F25:MRM of 2 channels,ES-  
449 > 98.7  
8.361e+005

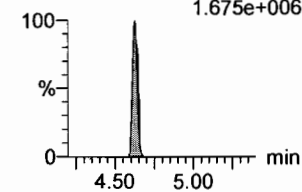


**PFNA**

F26:MRM of 2 channels,ES-  
463.0 > 418.8  
6.254e+006

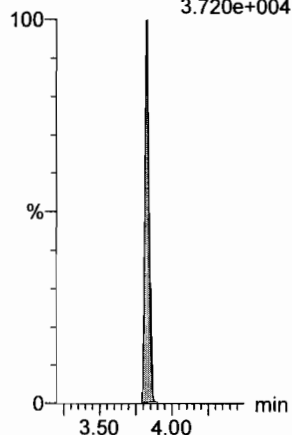


F26:MRM of 2 channels,ES-  
463.0 > 219.0  
1.675e+006



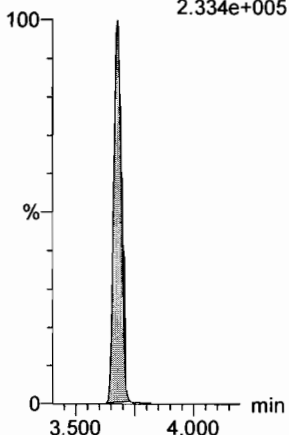
**18O2-PFHxS**

F19:MRM of 1 channel,ES-  
403.0 > 102.6  
3.720e+004



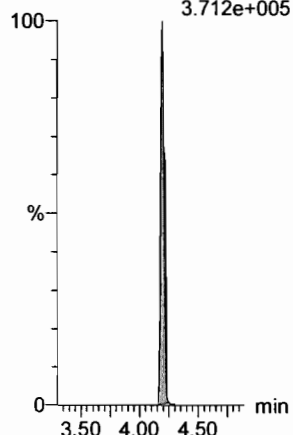
**13C4-PFHpA**

F16:MRM of 1 channel,ES-  
367.2 > 321.8  
2.334e+005



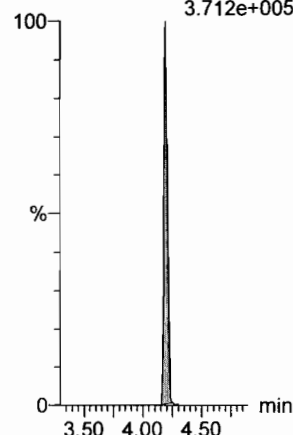
**13C2-PFOA**

F21:MRM of 1 channel,ES-  
414.9 > 369.7  
3.712e+005



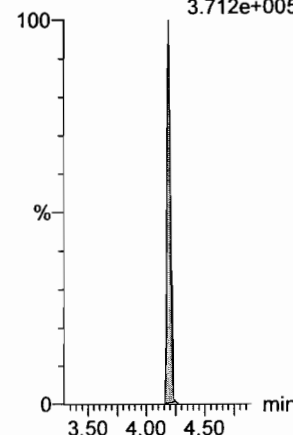
**13C2-PFOA**

F21:MRM of 1 channel,ES-  
414.9 > 369.7  
3.712e+005



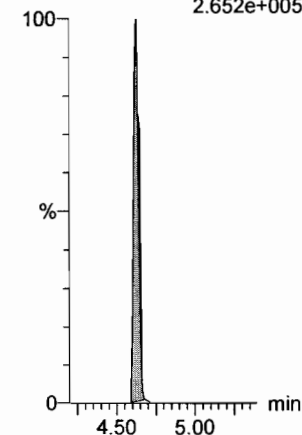
**13C2-PFOA**

F21:MRM of 1 channel,ES-  
414.9 > 369.7  
3.712e+005



**13C5-PFNA**

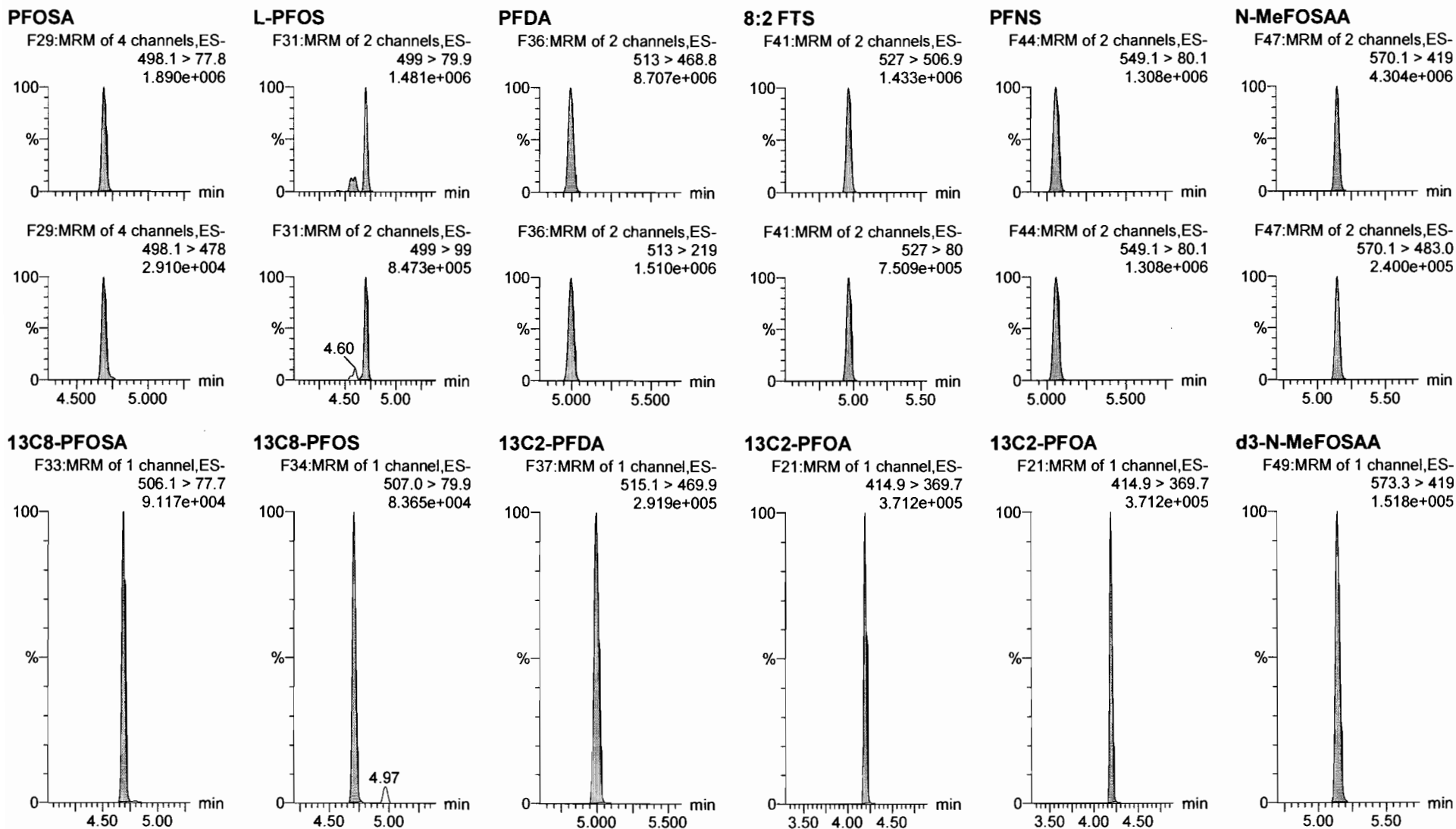
F27:MRM of 1 channel,ES-  
468.2 > 422.9  
2.652e+005



Dataset: F:\Projects\PFAS.PRO\Results\180222M1\180222M1-CRV.qld

Last Altered: Friday, February 23, 2018 09:51:26 Pacific Standard Time  
Printed: Friday, February 23, 2018 10:09:40 Pacific Standard Time

Name: 180222M1\_10, Date: 22-Feb-2018, Time: 16:10:28, ID: ST180222M1-9 PFC CS6 18B0818, Description: PFC CS6 18B0818



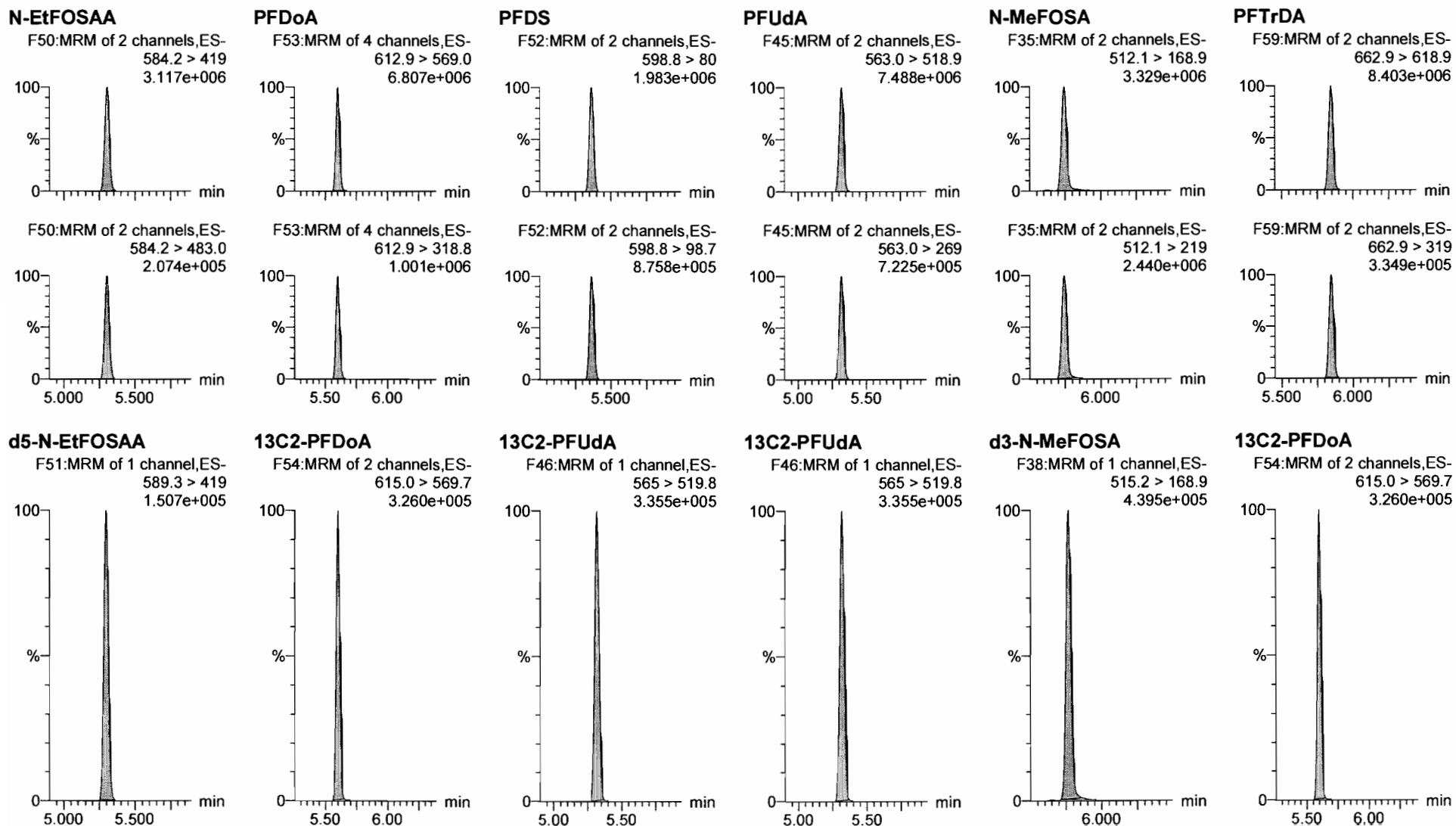


Dataset: F:\Projects\PFAS.PRO\Results\180222M1\180222M1-CRV.qld

Last Altered: Friday, February 23, 2018 09:51:26 Pacific Standard Time

Printed: Friday, February 23, 2018 10:09:40 Pacific Standard Time

Name: 180222M1\_10, Date: 22-Feb-2018, Time: 16:10:28, ID: ST180222M1-9 PFC CS6 18B0818, Description: PFC CS6 18B0818



Dataset: F:\Projects\PFAS.PRO\Results\180222M1\180222M1-CRV.qld

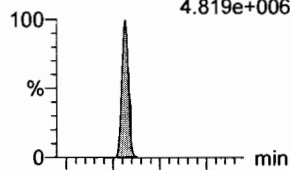
Last Altered: Friday, February 23, 2018 09:51:26 Pacific Standard Time

Printed: Friday, February 23, 2018 10:09:40 Pacific Standard Time

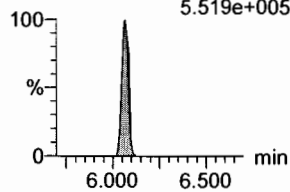
Name: 180222M1\_10, Date: 22-Feb-2018, Time: 16:10:28, ID: ST180222M1-9 PFC CS6 18B0818, Description: PFC CS6 18B0818

**PFTeDA**

F60:MRM of 2 channels,ES-  
712.9 > 668.8  
4.819e+006

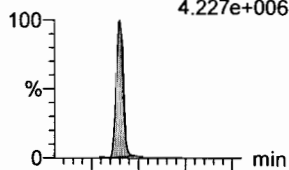


F60:MRM of 2 channels,ES-  
712.9 > 369  
5.519e+005

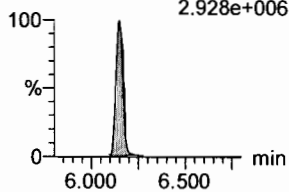


**N-EtFOFA**

F40:MRM of 2 channels,ES-  
526.1 > 168.9  
4.227e+006

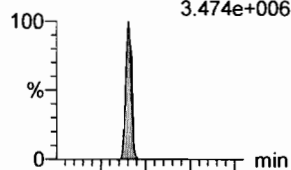


F40:MRM of 2 channels,ES-  
526.1 > 219  
2.928e+006

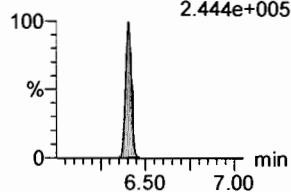


**PFHxDA**

F62:MRM of 2 channels,ES-  
813.1 > 768.6  
3.474e+006




F62:MRM of 2 channels,ES-  
813.1 > 219  
2.444e+005



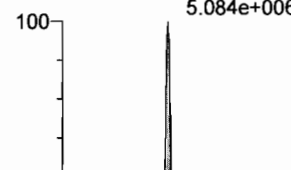
**PFODA**

F64:MRM of 1 channel,ES-  
913.1 > 868.8  
4.393e+006



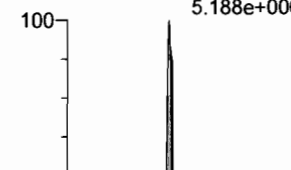
**N-MeFOSE**

F55:MRM of 1 channel,ES-  
616.1 > 58.9  
5.084e+006




**N-EtFOSE**

F57:MRM of 1 channel,ES-  
630.1 > 58.9  
5.188e+006




**13C2-PFTeDA**

F61:MRM of 2 channels,ES-  
714.8 > 669.6  
1.315e+005




**d5-N-ETFOSA**

F43:MRM of 1 channel,ES-  
531.1 > 168.9  
6.004e+005




**13C2-PFHxDA**

F63:MRM of 1 channel,ES-  
815 > 769.7  
1.095e+005



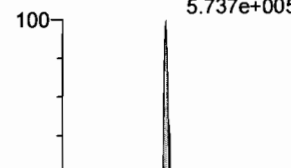
**13C2-PFHxDA**

F63:MRM of 1 channel,ES-  
815 > 769.7  
1.095e+005



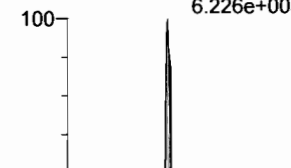
**d7-N-MeFOSE**

F56:MRM of 1 channel,ES-  
623.1 > 58.9  
5.737e+005



**d9-N-EtFOSE**

F58:MRM of 1 channel,ES-  
639.2 > 58.8  
6.226e+005



Dataset: F:\Projects\PFAS.PRO\Results\180222M1\180222M1-CRV.qld

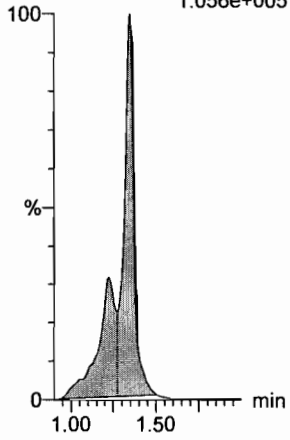
Last Altered: Friday, February 23, 2018 09:51:26 Pacific Standard Time

Printed: Friday, February 23, 2018 10:09:40 Pacific Standard Time

Name: 180222M1\_10, Date: 22-Feb-2018, Time: 16:10:28, ID: ST180222M1-9 PFC CS6 18B0818, Description: PFC CS6 18B0818

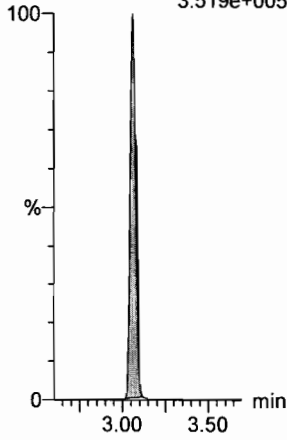
**13C4-PFBA**

F3:MRM of 1 channel,ES-  
217. > 171.8  
1.056e+005



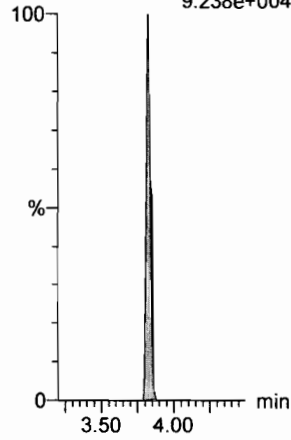
**13C5-PFHxA**

F10:MRM of 1 channel,ES-  
318 > 272.9  
3.519e+005



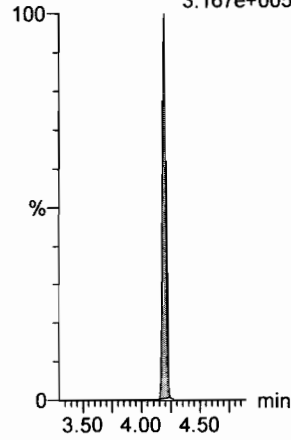
**13C3-PFHxS**

F18:MRM of 1 channel,ES-  
401.9 > 79.9  
9.238e+004



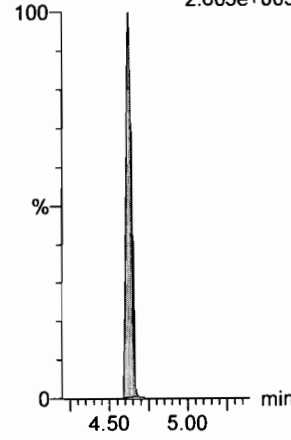
**13C8-PFOA**

F22:MRM of 1 channel,ES-  
421.3 > 376  
3.167e+005



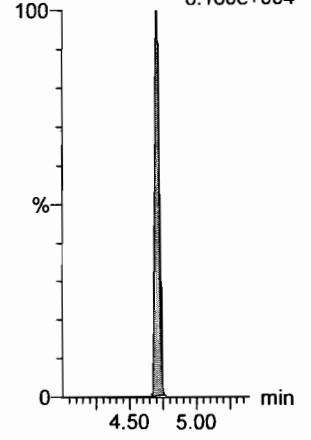
**13C9-PFNA**

F28:MRM of 1 channel,ES-  
472.2 > 426.9  
2.605e+005



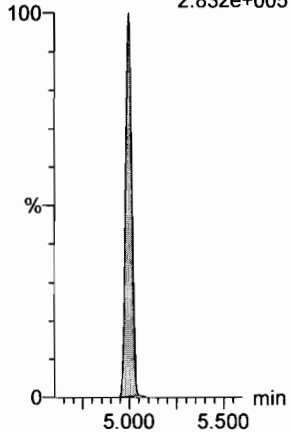
**13C4-PFOS**

F32:MRM of 1 channel,ES-  
503 > 79.9  
8.160e+004



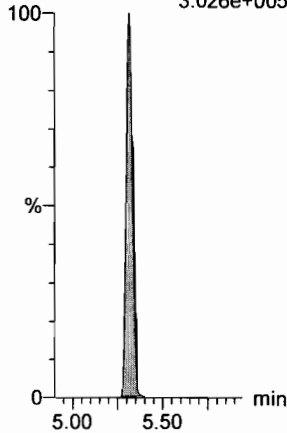
**13C6-PFDA**

F39:MRM of 1 channel,ES-  
519.1 > 473.7  
2.832e+005



**13C7-PFUDA**

F48:MRM of 1 channel,ES-  
570.1 > 524.8  
3.026e+005



Dataset: F:\Projects\PFAS.PRO\Results\180222M1\180222M1-CRV.qld

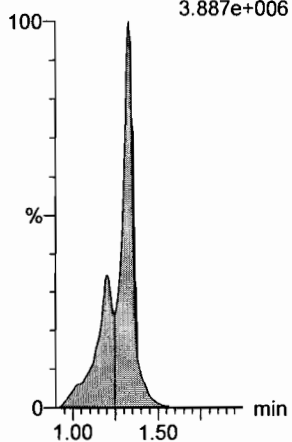
Last Altered: Friday, February 23, 2018 09:51:26 Pacific Standard Time

Printed: Friday, February 23, 2018 10:09:40 Pacific Standard Time

Name: 180222M1\_11, Date: 22-Feb-2018, Time: 16:21:58, ID: ST180222M1-10 PFC CS7 18B0819, Description: PFC CS7 18B0819

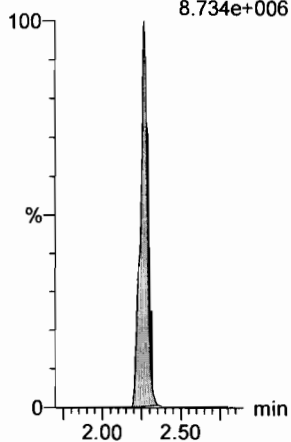
**PFBA**

F1:MRM of 1 channel,ES-  
213.0 > 168.8  
3.887e+006



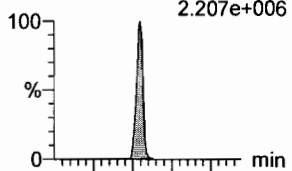
**PFPeA**

F4:MRM of 1 channel,ES-  
263.1 > 218.9  
8.734e+006

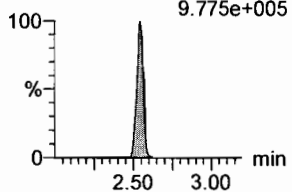


**PFBS**

F6:MRM of 2 channels,ES-  
299.0 > 79.7  
2.207e+006

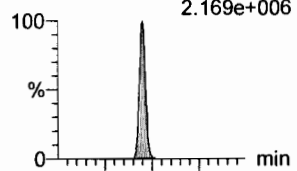


F6:MRM of 2 channels,ES-  
299.0 > 99.0  
9.775e+005

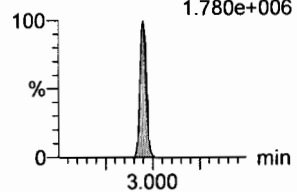


**4:2 FTS**

F11:MRM of 2 channels,ES-  
327.2 > 307.2  
2.169e+006



F11:MRM of 2 channels,ES-  
327.2 > 81.1  
1.780e+006

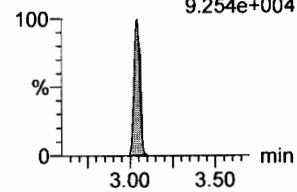


**PFHxA**

F8:MRM of 2 channels,ES-  
313.2 > 268.9  
1.409e+007

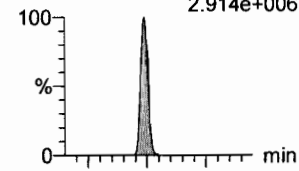


F8:MRM of 2 channels,ES-  
313.2 > 119  
9.254e+004

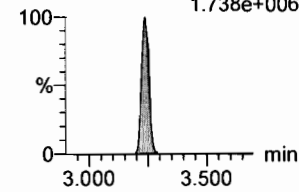


**PFPeS**

F14:MRM of 2 channels,ES-  
349.1 > 80.1  
2.914e+006

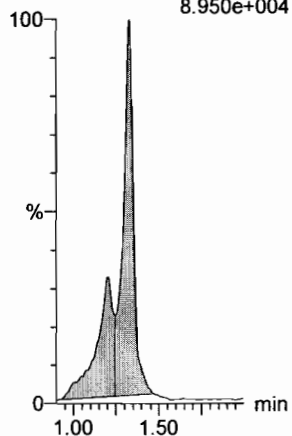


F14:MRM of 2 channels,ES-  
349.1 > 99  
1.738e+006



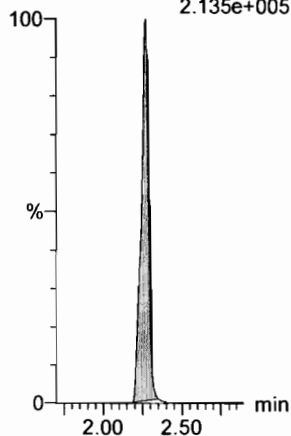
**13C3-PFBA**

F2:MRM of 1 channel,ES-  
216.1 > 171.8  
8.950e+004



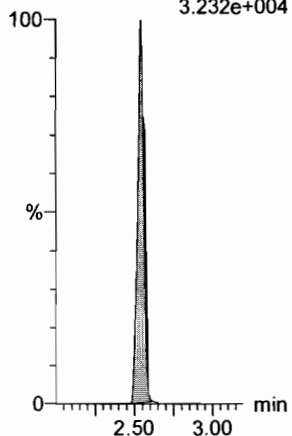
**13C3-PFPeA**

F5:MRM of 1 channel,ES-  
266. > 221.8  
2.135e+005



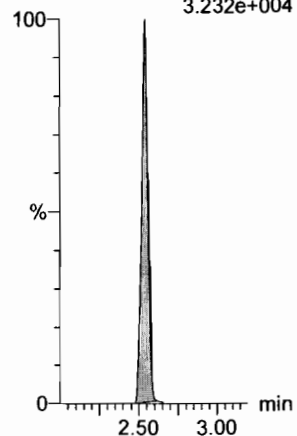
**13C3-PFBS**

F7:MRM of 1 channel,ES-  
302. > 98.8  
3.232e+004



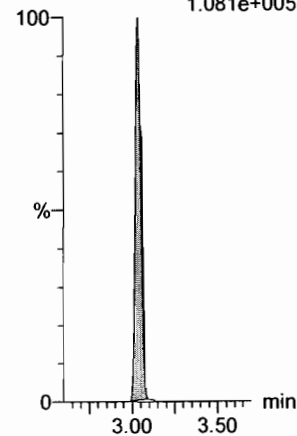
**13C3-PFBS**

F7:MRM of 1 channel,ES-  
302. > 98.8  
3.232e+004



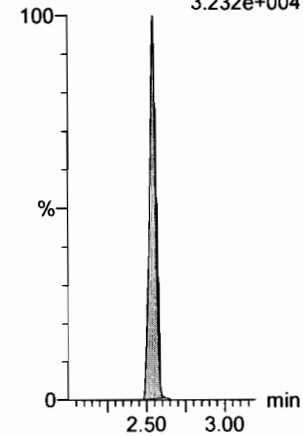
**13C2-PFHxA**

F9:MRM of 1 channel,ES-  
315 > 269.8  
1.081e+005



**13C3-PFBS**

F7:MRM of 1 channel,ES-  
302. > 98.8  
3.232e+004



Dataset: F:\Projects\PFAS.PRO\Results\180222M1\180222M1-CRV.qld

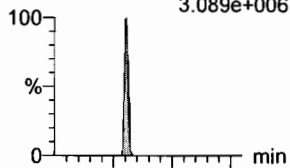
Last Altered: Friday, February 23, 2018 09:51:26 Pacific Standard Time

Printed: Friday, February 23, 2018 10:09:40 Pacific Standard Time

Name: 180222M1\_11, Date: 22-Feb-2018, Time: 16:21:58, ID: ST180222M1-10 PFC CS7 18B0819, Description: PFC CS7 18B0819

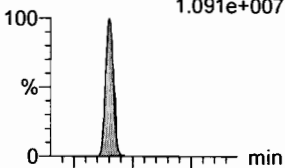
**6:2 FTS**

F23:MRM of 2 channels,ES-  
427.1 > 407  
3.089e+006



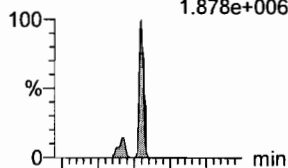
**PFHpA**

F15:MRM of 2 channels,ES-  
363.0 > 318.9  
1.091e+007



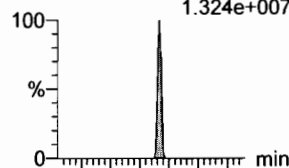
**L-PFHxS**

F17:MRM of 2 channels,ES-  
398.9 > 79.6  
1.878e+006



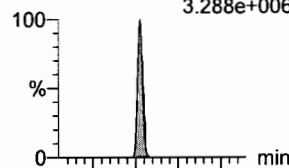
**L-PFOA**

F20:MRM of 2 channels,ES-  
413 > 368.7  
1.324e+007



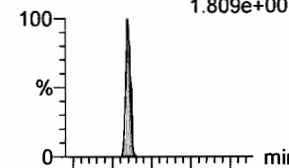
**PFHpS**

F25:MRM of 2 channels,ES-  
449 > 80.0  
3.288e+006

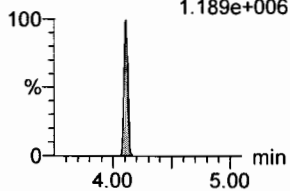


**PFNA**

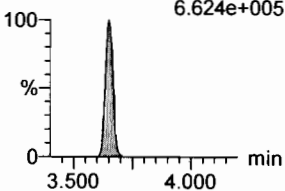
F26:MRM of 2 channels,ES-  
463.0 > 418.8  
1.809e+007



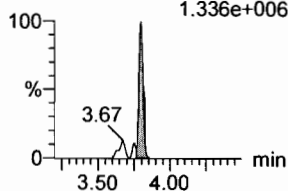
F23:MRM of 2 channels,ES-  
427.1 > 80  
1.189e+006



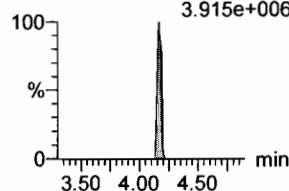
F15:MRM of 2 channels,ES-  
363.0 > 169.0  
6.624e+005



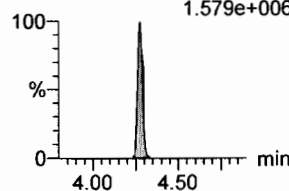
F17:MRM of 2 channels,ES-  
398.9 > 99.0  
1.336e+006



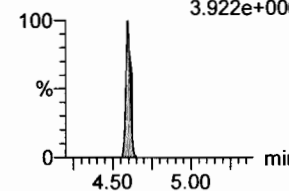
F20:MRM of 2 channels,ES-  
413 > 169  
3.915e+006



F25:MRM of 2 channels,ES-  
449 > 98.7  
1.579e+006

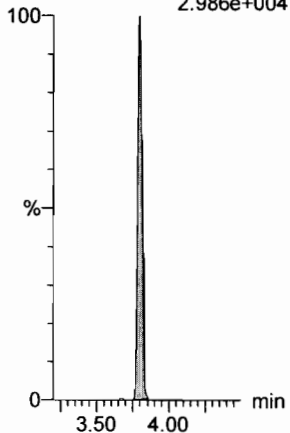


F26:MRM of 2 channels,ES-  
463.0 > 219.0  
3.922e+006



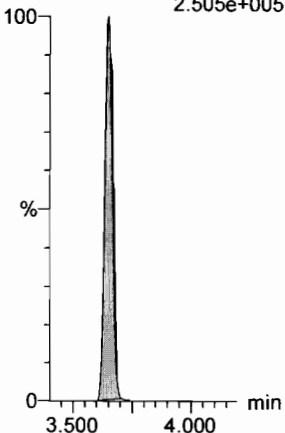
**1802-PFHxS**

F19:MRM of 1 channel,ES-  
403.0 > 102.6  
2.986e+004



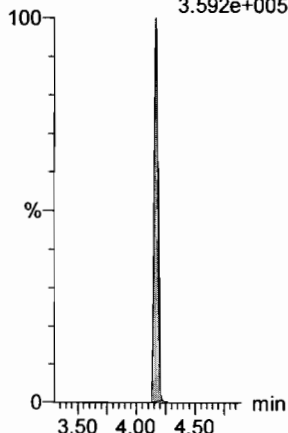
**13C4-PFHpA**

F16:MRM of 1 channel,ES-  
367.2 > 321.8  
2.505e+005




**13C2-PFOA**

F21:MRM of 1 channel,ES-  
414.9 > 369.7  
3.592e+005



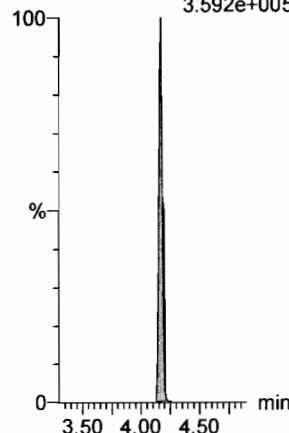
**13C2-PFOA**

F21:MRM of 1 channel,ES-  
414.9 > 369.7  
3.592e+005



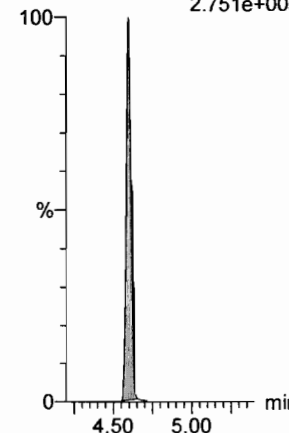
**13C2-PFOA**

F21:MRM of 1 channel,ES-  
414.9 > 369.7  
3.592e+005



**13C5-PFNA**

F27:MRM of 1 channel,ES-  
468.2 > 422.9  
2.751e+005



Dataset: F:\Projects\PFAS.PRO\Results\180222M1\180222M1-CRV.qld

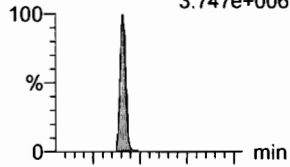
Last Altered: Friday, February 23, 2018 09:51:26 Pacific Standard Time

Printed: Friday, February 23, 2018 10:09:40 Pacific Standard Time

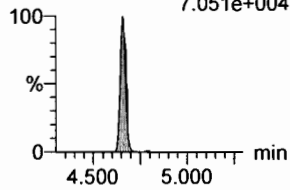
Name: 180222M1\_11, Date: 22-Feb-2018, Time: 16:21:58, ID: ST180222M1-10 PFC CS7 18B0819, Description: PFC CS7 18B0819

**PFOSA**

F29:MRM of 4 channels,ES-  
498.1 > 77.8  
3.747e+006

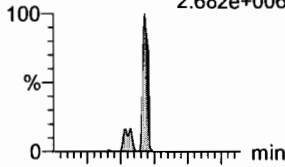


F29:MRM of 4 channels,ES-  
498.1 > 478  
7.051e+004

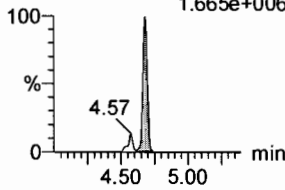


**L-PFOS**

F31:MRM of 2 channels,ES-  
499 > 79.9  
2.682e+006

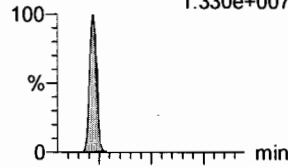


F31:MRM of 2 channels,ES-  
499 > 99  
1.665e+006

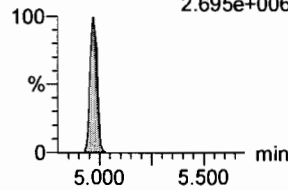


**PFDA**

F36:MRM of 2 channels,ES-  
513 > 468.8  
1.330e+007

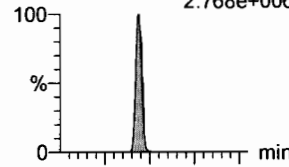


F36:MRM of 2 channels,ES-  
513 > 219  
2.695e+006

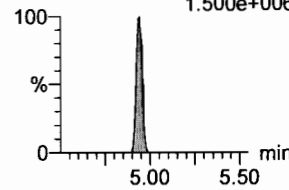


**8:2 FTS**

F41:MRM of 2 channels,ES-  
527 > 506.9  
2.768e+006

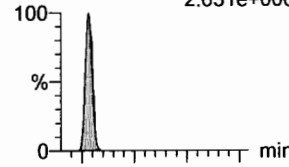


F41:MRM of 2 channels,ES-  
527 > 80  
1.500e+006

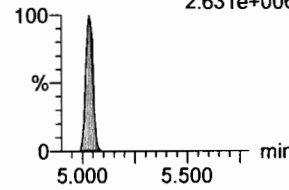


**PFNS**

F44:MRM of 2 channels,ES-  
549.1 > 80.1  
2.631e+006

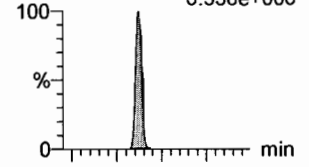


F44:MRM of 2 channels,ES-  
549.1 > 80.1  
2.631e+006

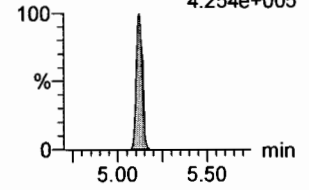


**N-MeFOSAA**

F47:MRM of 2 channels,ES-  
570.1 > 419  
6.538e+006

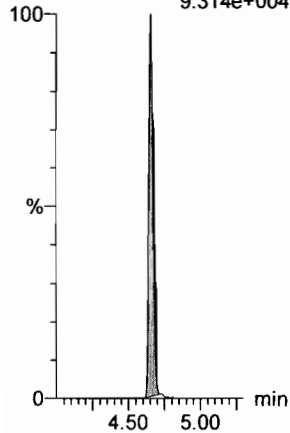


F47:MRM of 2 channels,ES-  
570.1 > 483.0  
4.254e+005



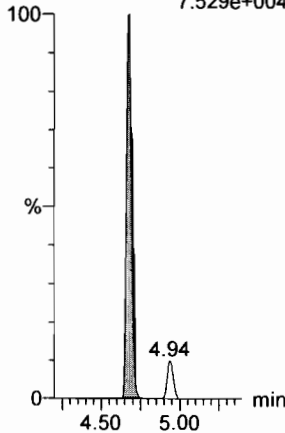
**13C8-PFOA**

F33:MRM of 1 channel,ES-  
506.1 > 77.7  
9.314e+004



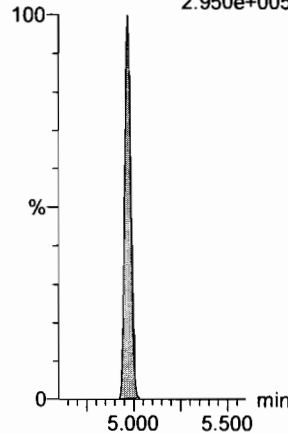
**13C8-PFOS**

F34:MRM of 1 channel,ES-  
507.0 > 79.9  
7.529e+004



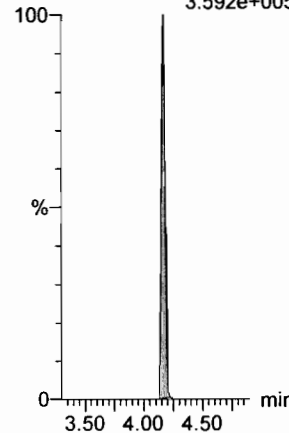
**13C2-PFDA**

F37:MRM of 1 channel,ES-  
515.1 > 469.9  
2.950e+005



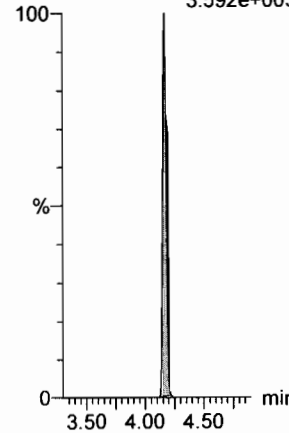
**13C2-PFOA**

F21:MRM of 1 channel,ES-  
414.9 > 369.7  
3.592e+005



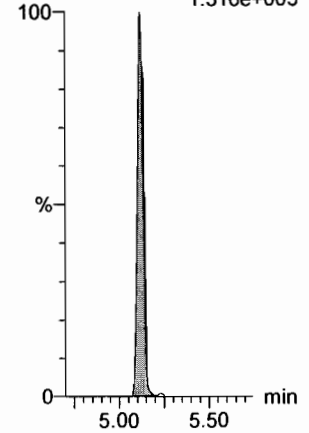
**13C2-PFOA**

F21:MRM of 1 channel,ES-  
414.9 > 369.7  
3.592e+005



**d3-N-MeFOSAA**

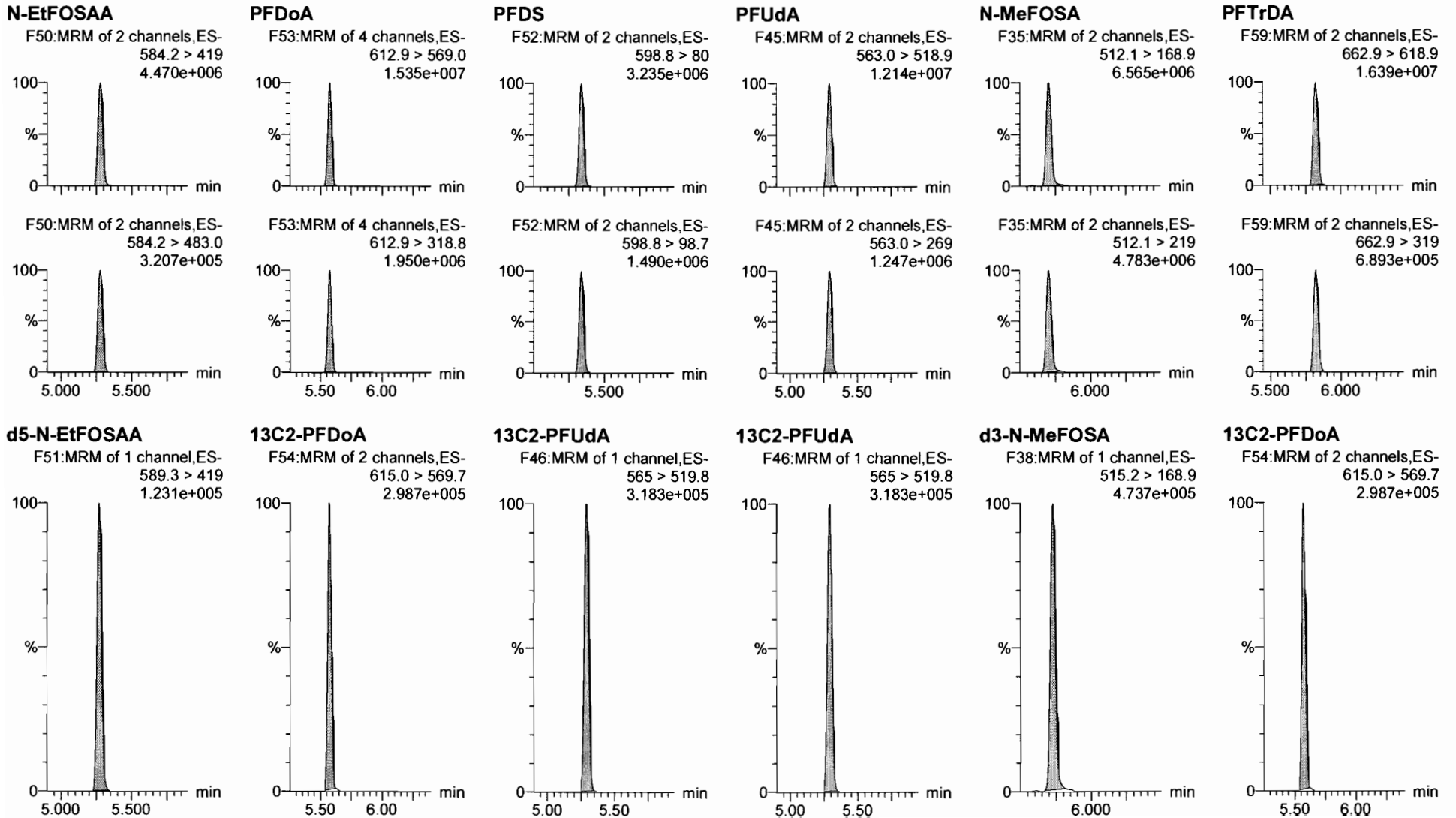
F49:MRM of 1 channel,ES-  
573.3 > 419  
1.316e+005



Dataset: F:\Projects\PFAS.PRO\Results\180222M1\180222M1-CRV.qld

Last Altered: Friday, February 23, 2018 09:51:26 Pacific Standard Time  
Printed: Friday, February 23, 2018 10:09:40 Pacific Standard Time

Name: 180222M1\_11, Date: 22-Feb-2018, Time: 16:21:58, ID: ST180222M1-10 PFC CS7 18B0819, Description: PFC CS7 18B0819



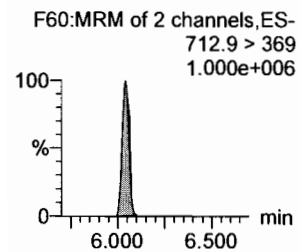
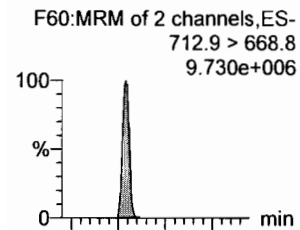
Dataset: F:\Projects\PFAS.PRO\Results\180222M1\180222M1-CRV.qld

Last Altered: Friday, February 23, 2018 09:51:26 Pacific Standard Time

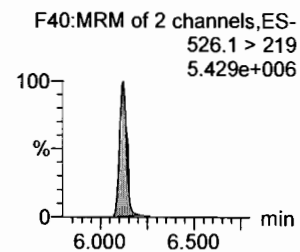
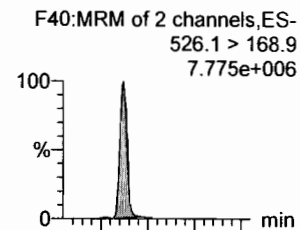
Printed: Friday, February 23, 2018 10:09:40 Pacific Standard Time

Name: 180222M1\_11, Date: 22-Feb-2018, Time: 16:21:58, ID: ST180222M1-10 PFC CS7 18B0819, Description: PFC CS7 18B0819

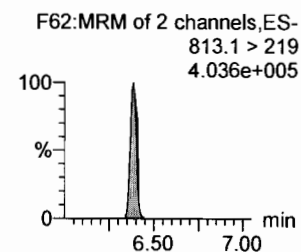
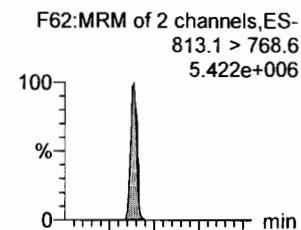
**PFTeDA**



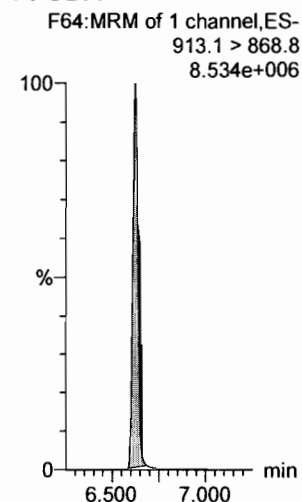
**N-EtFOSA**



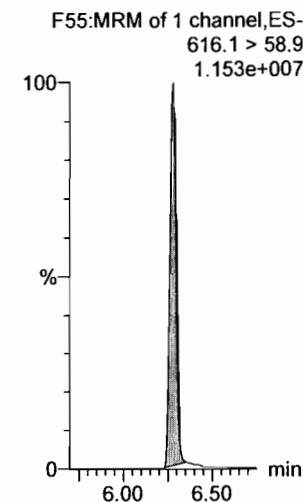
**PFHxDA**



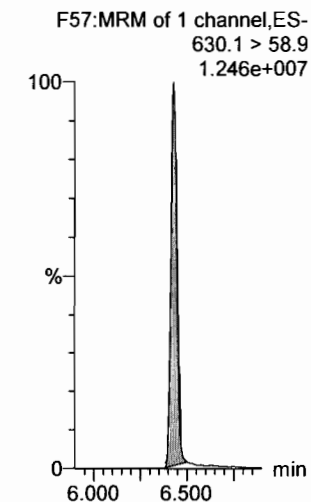
**PFODA**



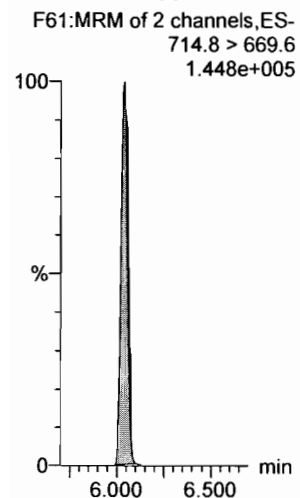
**N-MeFOSE**



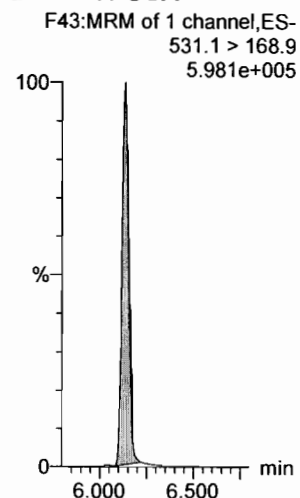
**N-EtFOSE**



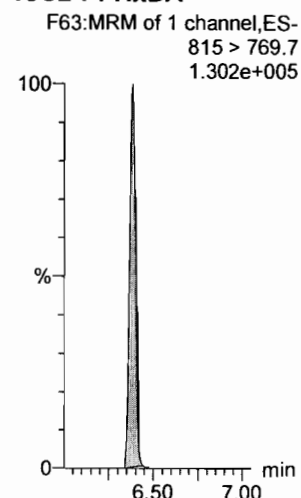
**13C2-PFTeDA**



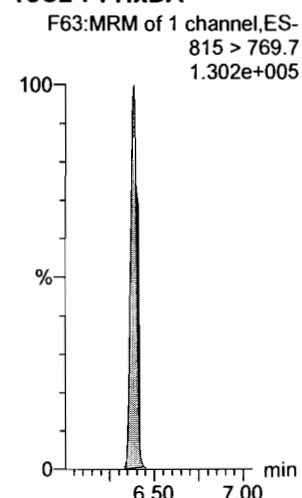
**d5-N-ETFOSA**



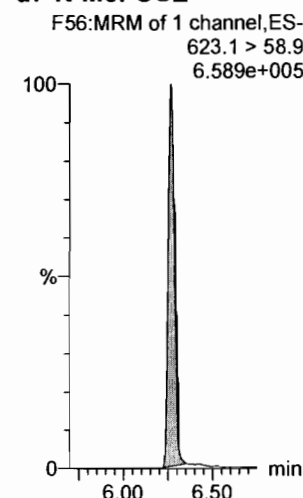
**13C2-PFHxDA**



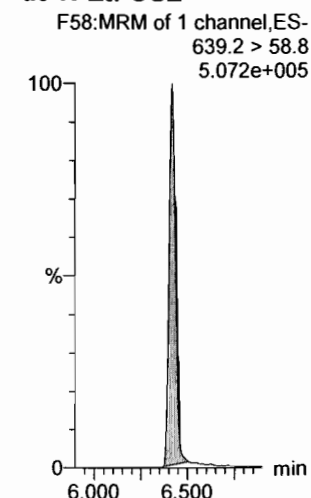
**13C2-PFHxDA**



**d7-N-MeFOSE**



**d9-N-EtFOSE**





Dataset: F:\Projects\PFAS.PRO\Results\180222M1\180222M1-CRV.qld

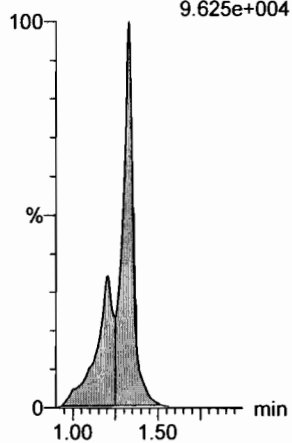
Last Altered: Friday, February 23, 2018 09:51:26 Pacific Standard Time

Printed: Friday, February 23, 2018 10:09:40 Pacific Standard Time

Name: 180222M1\_11, Date: 22-Feb-2018, Time: 16:21:58, ID: ST180222M1-10 PFC CS7 18B0819, Description: PFC CS7 18B0819

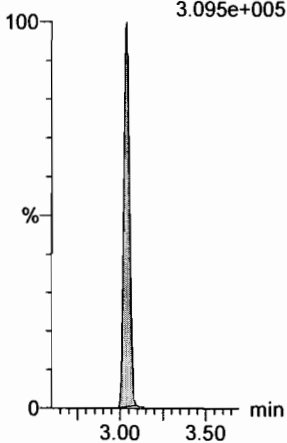
**13C4-PFBA**

F3:MRM of 1 channel,ES-  
217. > 171.8  
9.625e+004



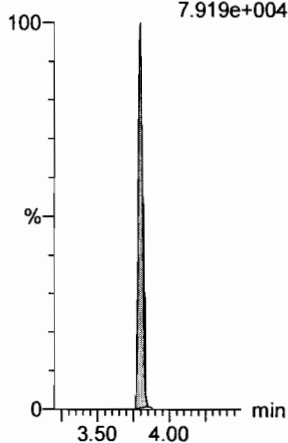
**13C5-PFHxA**

F10:MRM of 1 channel,ES-  
318 > 272.9  
3.095e+005




**13C3-PFHxS**

F18:MRM of 1 channel,ES-  
401.9 > 79.9  
7.919e+004



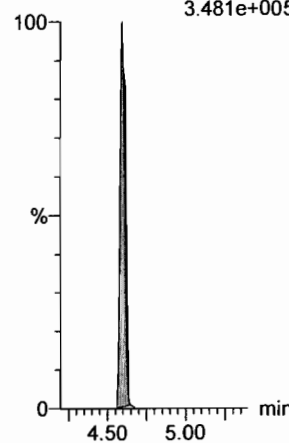
**13C8-PFOA**

F22:MRM of 1 channel,ES-  
421.3 > 376  
2.903e+005



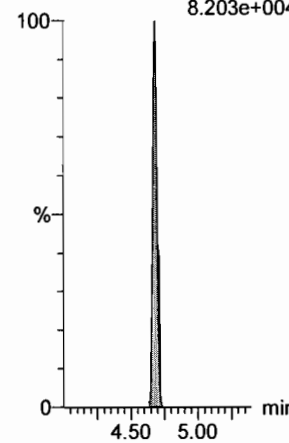
**13C9-PFNA**

F28:MRM of 1 channel,ES-  
472.2 > 426.9  
3.481e+005



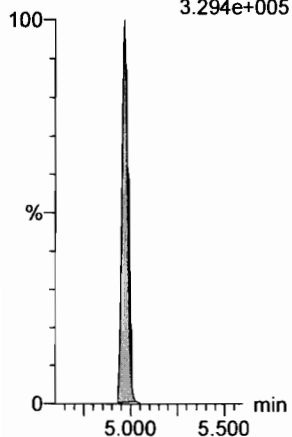
**13C4-PFOS**

F32:MRM of 1 channel,ES-  
503 > 79.9  
8.203e+004



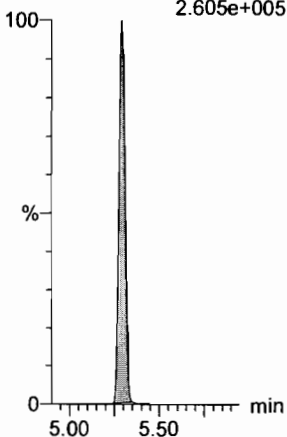
**13C6-PFDA**

F39:MRM of 1 channel,ES-  
519.1 > 473.7  
3.294e+005



**13C7-PFudA**

F48:MRM of 1 channel,ES-  
570.1 > 524.8  
2.605e+005



Dataset: F:\Projects\PFAS.PRO\Results\180222M1\180222M1-13.qld

✓ J.A.  
02/23/2018

Last Altered: Friday, February 23, 2018 11:01:23 Pacific Standard Time

Printed: Friday, February 23, 2018 11:01:34 Pacific Standard Time

ⓐ Not in  
IW.

Method: F:\Projects\PFAS.PRO\MethDB\PFAS\_FULL\_80C\_022218.mdb 23 Feb 2018 08:58:55

Calibration: F:\Projects\PFAS.PRO\CurveDB\C18\_VAL-PFAS\_Q4\_02-22-18-FULL.cdb 23 Feb 2018 10:57:03

Name: 180222M1\_13, Date: 22-Feb-2018, Time: 16:44:56, ID: ICV180222M1-1 PFC ICV 18B0809, Description: PFC ICV 18B0809

#	Name	Trace	Area	IS Area	RRF	Pred.RT	RT	y Axis Resp.	Conc.	%Rec	Recovery Out
1	1 PFBA	213.0 > 168.8	6.81e3	8.18e3		1.46	1.29	10.4	8.87	88.7	NO
2	2 PFPeA	263.1 > 218.9	1.07e4	1.42e4		2.42	2.25	9.43	9.42	94.2	NO
3	3 PFBS	299.0 > 79.7	2.25e3	1.93e3		2.60	2.53	14.6	7.67	76.7	NO
4	4 4:2 FTS	327.2>307.2	2.11e3	1.93e3		3.00	2.93	13.7	8.43	84.3	NO
5	5 PFHxA	313.2 > 268.9	1.34e4	4.63e3		3.19	3.02	14.4	9.64	96.4	NO
6	6 PFPeS	349.1>80.1	2.46e3	1.93e3		3.39	3.22	15.9	8.39	83.9	NO
7	7 PFHpA	363.0 > 318.9	1.15e4	1.30e4		3.81	3.64	11.0	8.27	82.7	NO
8	8 L-PFHxS	398.9 > 79.6	1.72e3	1.52e3		3.85	3.78	14.1	7.75	77.5	NO
9	10 6:2 FTS	427.1 > 407	2.65e3	1.45e4		4.28	4.10	2.29	9.36	93.6	NO
10	11 L-PFOA	413 > 368.7	1.16e4	1.45e4		4.22	4.16	9.97	10.7	107.2	NO
11	13 PFHpS	449 > 80.0	2.87e3	1.45e4		4.44	4.27	2.48	10.6	106.2	NO
12	14 PFNA	463.0 > 418.8	1.30e4	1.47e4		4.76	4.59	11.1	8.82	88.2	NO
13	15 PFOSA	498.1 > 77.8	3.16e3	3.81e3		4.83	4.65	10.4	9.49	94.9	NO
14	16 L-PFOS	499 > 79.9	2.51e3	3.69e3		4.74	4.67	8.51	7.57	75.7	NO
15	18 PFDA	513 > 468.8	1.29e4	1.63e4		5.14	4.96	9.84	7.64	76.4	NO
16	19 8:2 FTS	527 > 506.9	3.29e3	1.45e4		5.12	4.94	2.84	12.7	126.9	NO
17	20 PFNS	549.1>80.1	2.45e3	3.69e3		5.08	5.03	8.29	9.70	97.0	NO
18	21 N-MeFOSAA	570.1 > 419	6.31e3	6.45e3		5.29	5.12	12.2	8.76	87.6	NO
19	22 N-EiFOSAA	584.2 > 419	5.69e3	6.93e3		5.45	5.28	10.3	9.14	91.4	NO
20	23 PFUdA	563.0 > 518.9	1.32e4	1.79e4		5.46	5.29	9.17	8.93	89.3	NO
21	24 PFDS	598.8 > 80	3.17e3	1.79e4		5.51	5.34	2.21	8.47	84.7	NO
22	25 PFDoA	612.9 > 569.0	1.49e4	1.56e4		5.74	5.57	12.0	9.98	99.8	NO
23	26 N-MeFOSA	512.1 > 168.9		2.08e4		5.84					NO
24	27 PFTTrDA	662.9 > 618.9	1.38e4	1.56e4		5.98	5.82	11.1	7.36	73.6	NO
25	28 PFTeDA	712.9 > 668.8	9.52e3	5.45e3		6.20	6.04	21.8	9.47	94.7	NO
26	29 N-EiFOSA	526.1 > 168.9		3.26e4		6.22					NO
27	30 PFHxDA	813.1 > 768.6		5.10e3		6.51					NO
28	31 PFODA	913.1 > 868.8		5.10e3		6.74					NO
29	32 N-MeFOSE	616.1 > 58.9		3.02e4		6.31					NO
30	33 N-EiFOSE	630.1 > 58.9		3.33e4		6.45					NO
31	34 13C3-PFBA	216.1 > 171.8	8.18e3	9.18e3	0.906	1.46	1.29	11.1	12.3	98.3	NO

ⓐ  
ⓑ  
↓

AM  
2/23/18

Dataset: F:\Projects\PFAS.PRO\Results\180222M1\180222M1-13.qld

Last Altered: Friday, February 23, 2018 11:01:23 Pacific Standard Time  
Printed: Friday, February 23, 2018 11:01:34 Pacific Standard Time

Name: 180222M1\_13, Date: 22-Feb-2018, Time: 16:44:56, ID: ICV180222M1-1 PFC ICV 18B0809, Description: PFC ICV 18B0809

#	Name	Trace	Area	IS Area	RRF	Pred.RT	RT	y Axis Resp.	Conc.	%Rec	Recovery Out	
32	35	13C3-PFPeA	266. > 221.8	1.42e4	1.60e4	0.917	2.42	2.25	11.1	12.1	97.0	NO
33	36	13C3-PFBS	302. > 98.8	1.93e3	1.60e4	0.120	2.69	2.53	1.51	12.6	100.5	NO
34	37	13C2-PFHxA	315 > 269.8	4.63e3	1.60e4	0.760	3.19	3.02	3.62	4.77	95.3	NO
35	38	13C4-PFHpA	367.2 > 321.8	1.30e4	1.60e4	0.729	3.81	3.64	10.2	13.9	111.6	NO
36	39	18O2-PFHxS	403.0 > 102.6	1.52e3	3.99e3	0.367	3.96	3.79	4.76	13.0	103.8	NO
37	40	13C2-PFOA	414.9 > 369.7	1.45e4	1.33e4	1.225	4.33	4.16	13.7	11.2	89.2	NO
38	41	13C5-PFNA	468.2 > 422.9	1.47e4	1.72e4	0.936	4.76	4.59	10.7	11.4	91.3	NO
39	42	13C8-PFOA	506.1 > 77.7	3.81e3	1.46e4	0.235	4.83	4.65	3.26	13.9	110.8	NO
40	43	13C8-PFOS	507.0 > 79.9	3.69e3	3.57e3	1.018	4.84	4.67	12.9	12.7	101.6	NO
41	44	13C2-PFDA	515.1 > 469.9	1.63e4	1.37e4	0.977	5.14	4.96	14.9	15.3	122.2	NO
42	45	d3-N-MeFOSAA	573.3 > 419	6.45e3	1.46e4	0.405	5.29	5.11	5.52	13.6	109.1	NO
43	46	d5-N-EtFOSAA	589.3 > 419	6.93e3	1.46e4	0.419	5.45	5.27	5.93	14.2	113.3	NO
44	47	13C2-PFUdA	565 > 519.8	1.79e4	1.46e4	1.045	5.46	5.29	15.4	14.7	117.6	NO
45	48	13C2-PFDoA	615.0 > 569.7	1.56e4	1.46e4	0.832	5.74	5.57	13.4	16.0	128.4	NO
46	49	d3-N-MeFOSA	515.2 > 168.9	2.08e4	1.46e4	0.109	5.84	5.72	17.8	163	108.8	NO
47	50	13C2-PFTeDA	714.8 > 669.6	5.45e3	1.46e4	0.313	6.20	6.04	4.67	14.9	119.1	NO
48	51	d5-N-ETFOA	531.1 > 168.9	3.26e4	1.46e4	0.160	6.22	6.13	27.9	174	116.0	NO
49	52	13C2-PFHxDA	815 > 769.7	5.10e3	1.46e4	0.648	6.51	6.38	4.37	6.74	134.7	NO
50	53	d7-N-MeFOSE	623.1 > 58.9	3.02e4	1.46e4	0.150	6.31	6.27	25.8	173	115.2	NO
51	54	d9-N-EtFOSE	639.2 > 58.8	3.33e4	1.46e4	0.142	6.45	6.42	28.5	201	133.9	NO
52	55	13C4-PFBA	217. > 171.8	9.18e3	9.18e3	1.000	1.46	1.29	12.5	12.5	100.0	NO
53	56	13C5-PFHxA	318 > 272.9	1.60e4	1.60e4	1.000	3.19	3.02	12.5	12.5	100.0	NO
54	57	13C3-PFHxS	401.9 > 79.9	3.99e3	3.99e3	1.000	3.96	3.78	12.5	12.5	100.0	NO
55	58	13C8-PFOA	421.3 > 376	1.33e4	1.33e4	1.000	4.33	4.15	12.5	12.5	100.0	NO
56	59	13C9-PFNA	472.2 > 426.9	1.72e4	1.72e4	1.000	4.70	4.59	12.5	12.5	100.0	NO
57	60	13C4-PFOS	503 > 79.9	3.57e3	3.57e3	1.000	4.84	4.67	12.5	12.5	100.0	NO
58	61	13C6-PFDA	519.1 > 473.7	1.37e4	1.37e4	1.000	5.14	4.96	12.5	12.5	100.0	NO
59	62	13C7-PFUdA	570.1 > 524.8	1.46e4	1.46e4	1.000	5.46	5.29	12.5	12.5	100.0	NO

Dataset: F:\Projects\PFAS.PRO\Results\180222M1\180222M1-13.qld

Last Altered: Friday, February 23, 2018 11:01:23 Pacific Standard Time

Printed: Friday, February 23, 2018 11:01:34 Pacific Standard Time

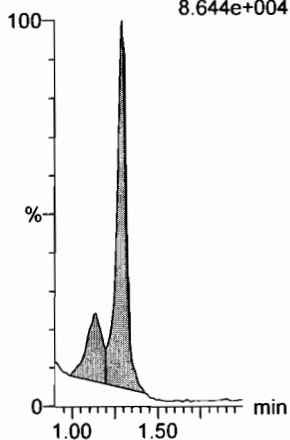
Method: F:\Projects\PFAS.PRO\MethDB\PFAS\_FULL\_80C\_022218.mdb 23 Feb 2018 08:58:55

Calibration: F:\Projects\PFAS.PRO\CurveDB\C18\_VAL-PFAS\_Q4\_02-22-18-FULL.cdb 23 Feb 2018 10:57:03

Name: 180222M1\_13, Date: 22-Feb-2018, Time: 16:44:56, ID: ICV180222M1-1 PFC ICV 18B0809, Description: PFC ICV 18B0809

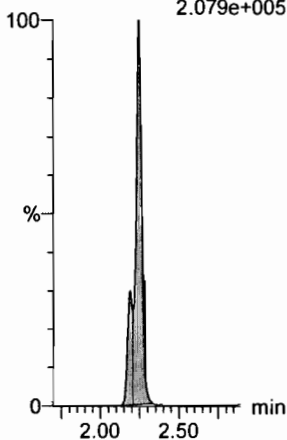
**PFBA**

F1:MRM of 1 channel,ES-  
213.0 > 168.8  
8.644e+004



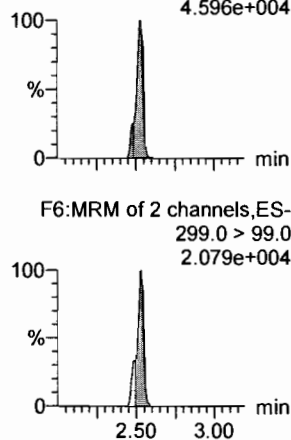
**PFPeA**

F4:MRM of 1 channel,ES-  
263.1 > 218.9  
2.079e+005



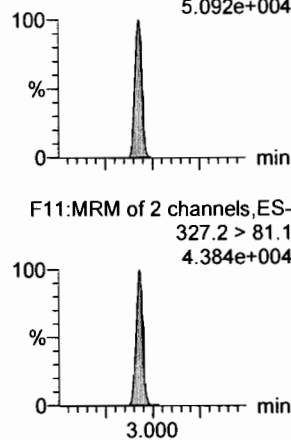
**PFBS**

F6:MRM of 2 channels,ES-  
299.0 > 79.7  
4.596e+004



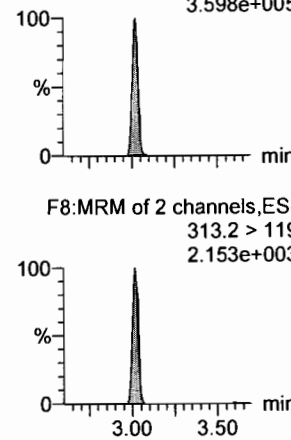
**4:2 FTS**

F11:MRM of 2 channels,ES-  
327.2 > 307.2  
5.092e+004



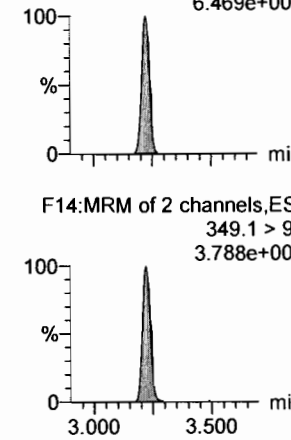
**PFHxA**

F8:MRM of 2 channels,ES-  
313.2 > 268.9  
3.598e+005



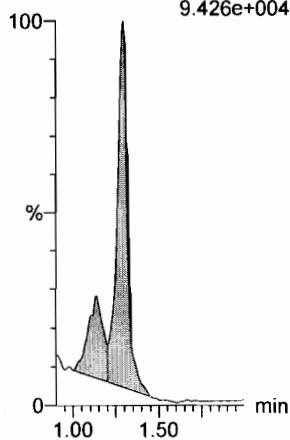
**PFPeS**

F14:MRM of 2 channels,ES-  
349.1 > 80.1  
6.469e+004



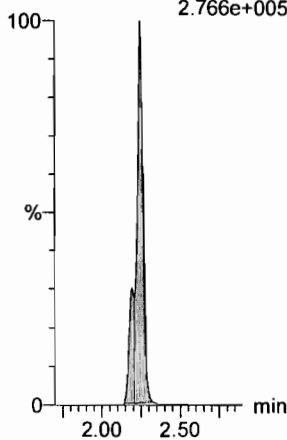
**13C3-PFBA**

F2:MRM of 1 channel,ES-  
216.1 > 171.8  
9.426e+004



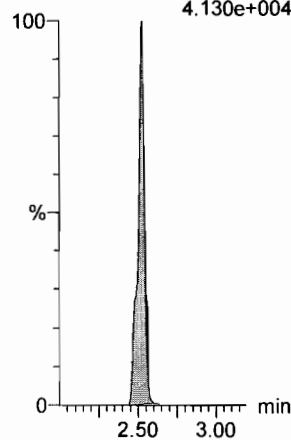
**13C3-PFPeA**

F5:MRM of 1 channel,ES-  
266. > 221.8  
2.766e+005



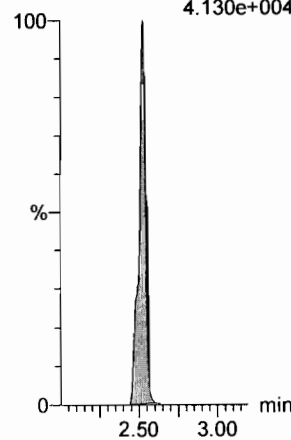
**13C3-PFBS**

F7:MRM of 1 channel,ES-  
302. > 98.8  
4.130e+004



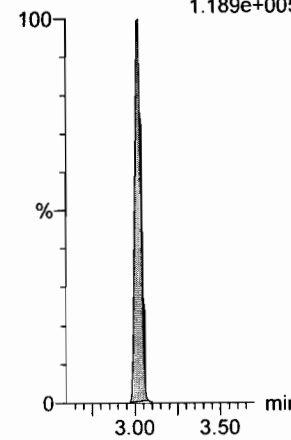
**13C3-PFBS**

F7:MRM of 1 channel,ES-  
302. > 98.8  
4.130e+004



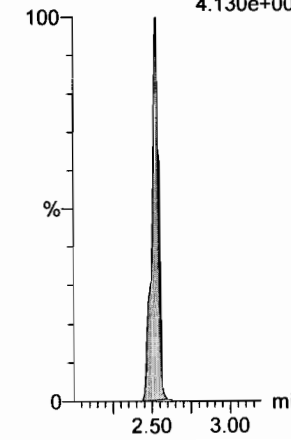
**13C2-PFHxA**

F9:MRM of 1 channel,ES-  
315 > 269.8  
1.189e+005



**13C3-PFBS**

F7:MRM of 1 channel,ES-  
302. > 98.8  
4.130e+004



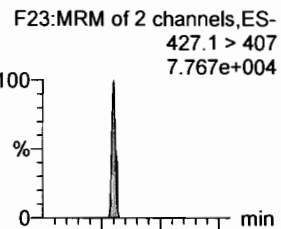
Dataset: F:\Projects\PFAS.PRO\Results\180222M1\180222M1-13.qld

Last Altered: Friday, February 23, 2018 11:01:23 Pacific Standard Time

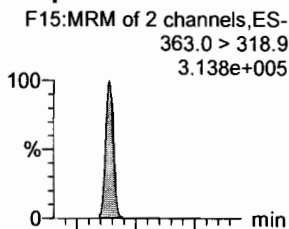
Printed: Friday, February 23, 2018 11:01:34 Pacific Standard Time

Name: 180222M1\_13, Date: 22-Feb-2018, Time: 16:44:56, ID: ICV180222M1-1 PFC ICV 18B0809, Description: PFC ICV 18B0809

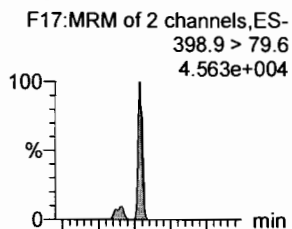
**6:2 FTS**



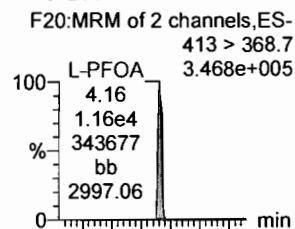
**PFHpA**



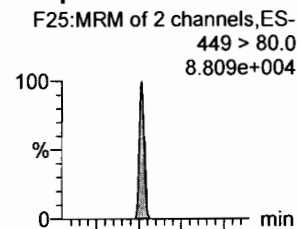
**L-PFHxS**



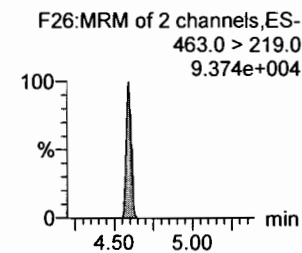
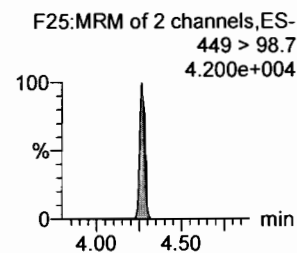
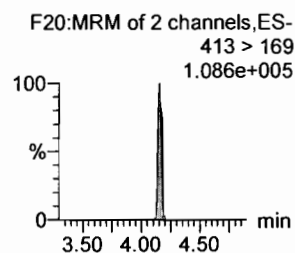
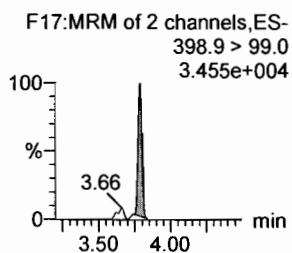
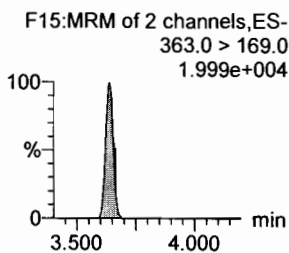
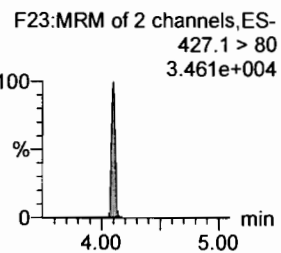
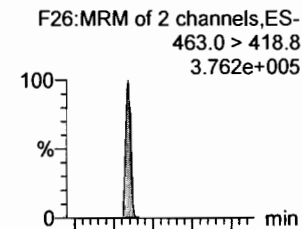
**L-PFOA**



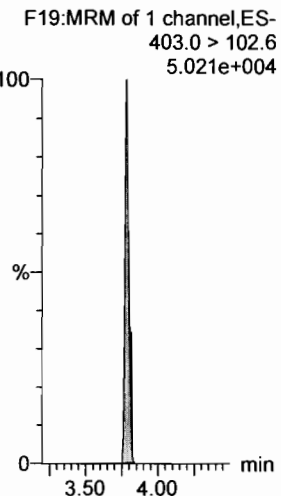
**PFHpS**



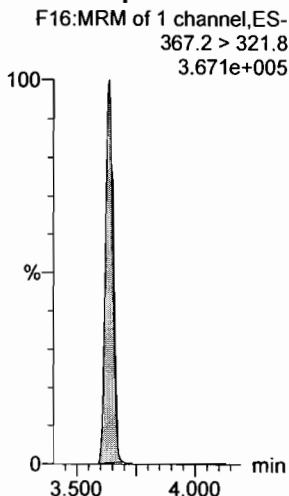
**PFNA**



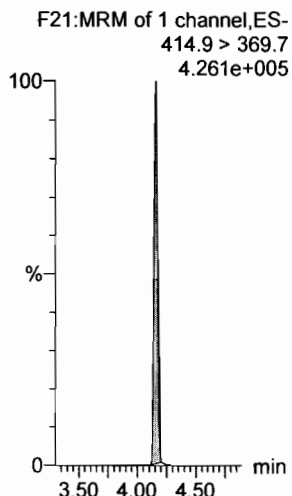
**18O2-PFHxS**



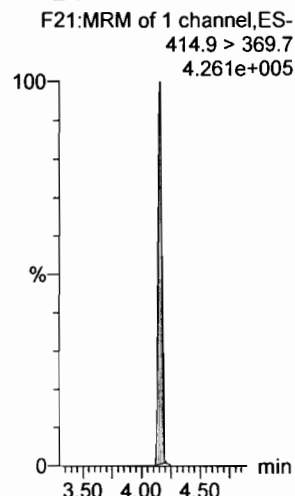
**13C4-PFHpA**



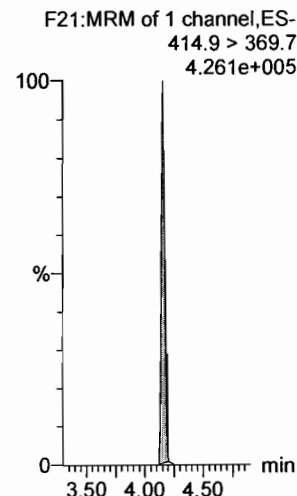
**13C2-PFOA**



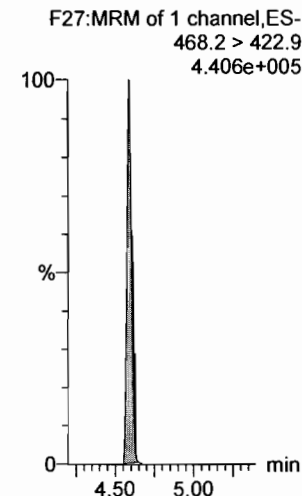
**13C2-PFOA**



**13C2-PFOA**



**13C5-PFNA**



Dataset: F:\Projects\PFAS.PRO\Results\180222M1\180222M1-13.qld

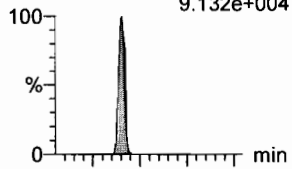
Last Altered: Friday, February 23, 2018 11:01:23 Pacific Standard Time

Printed: Friday, February 23, 2018 11:01:34 Pacific Standard Time

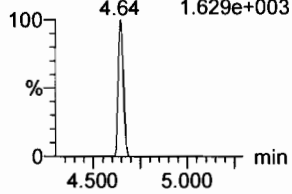
Name: 180222M1\_13, Date: 22-Feb-2018, Time: 16:44:56, ID: ICV180222M1-1 PFC ICV 18B0809, Description: PFC ICV 18B0809

**PFOSA**

F29:MRM of 4 channels,ES-  
498.1 > 77.8  
9.132e+004

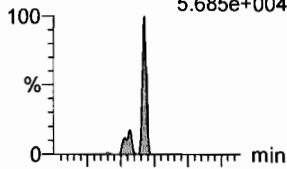


F29:MRM of 4 channels,ES-  
498.1 > 478  
1.629e+003

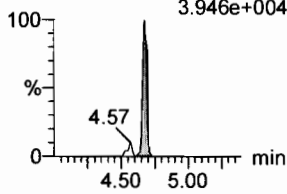


**L-PFOS**

F31:MRM of 2 channels,ES-  
499 > 79.9  
5.685e+004

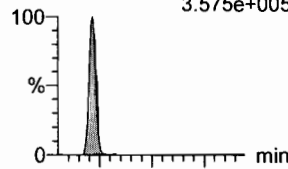


F31:MRM of 2 channels,ES-  
499 > 99  
3.946e+004

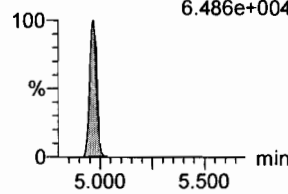


**PFDA**

F36:MRM of 2 channels,ES-  
513 > 468.8  
3.575e+005

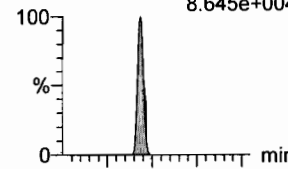


F36:MRM of 2 channels,ES-  
513 > 219  
6.486e+004

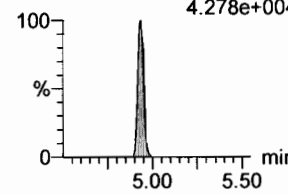


**8:2 FTS**

F41:MRM of 2 channels,ES-  
527 > 506.9  
8.645e+004

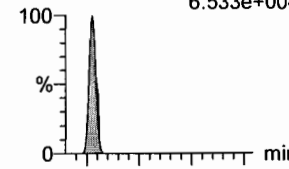


F41:MRM of 2 channels,ES-  
527 > 80  
4.278e+004

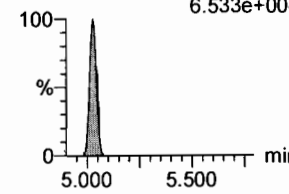


**PFNS**

F44:MRM of 2 channels,ES-  
549.1 > 80.1  
6.533e+004

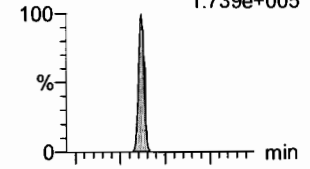


F44:MRM of 2 channels,ES-  
549.1 > 80.1  
6.533e+004

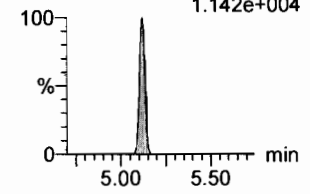


**N-MeFOSAA**

F47:MRM of 2 channels,ES-  
570.1 > 419  
1.739e+005

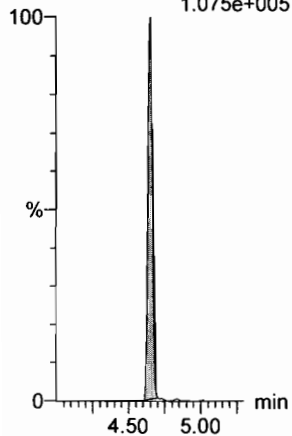


F47:MRM of 2 channels,ES-  
570.1 > 483.0  
1.142e+004



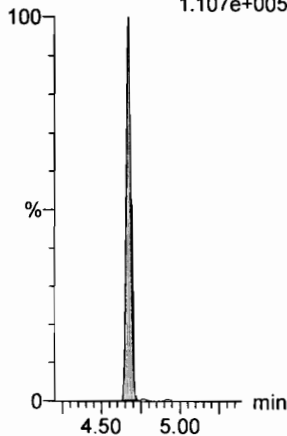
**13C8-PFOSA**

F33:MRM of 1 channel,ES-  
506.1 > 77.7  
1.075e+005



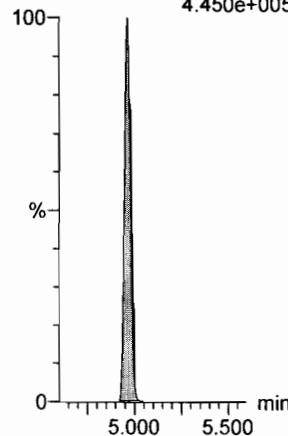
**13C8-PFOS**

F34:MRM of 1 channel,ES-  
507.0 > 79.9  
1.107e+005




**13C2-PFDA**

F37:MRM of 1 channel,ES-  
515.1 > 469.9  
4.450e+005



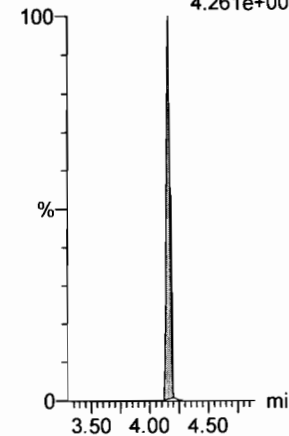
**13C2-PFOA**

F21:MRM of 1 channel,ES-  
414.9 > 369.7  
4.261e+005



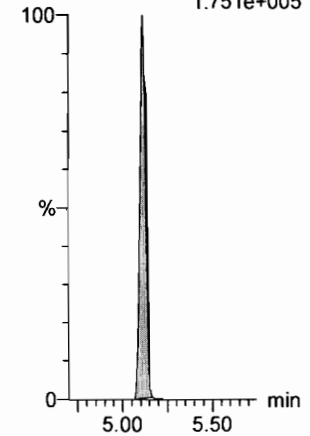
**13C2-PFOA**

F21:MRM of 1 channel,ES-  
414.9 > 369.7  
4.261e+005



**d3-N-MeFOSAA**

F49:MRM of 1 channel,ES-  
573.3 > 419  
1.751e+005

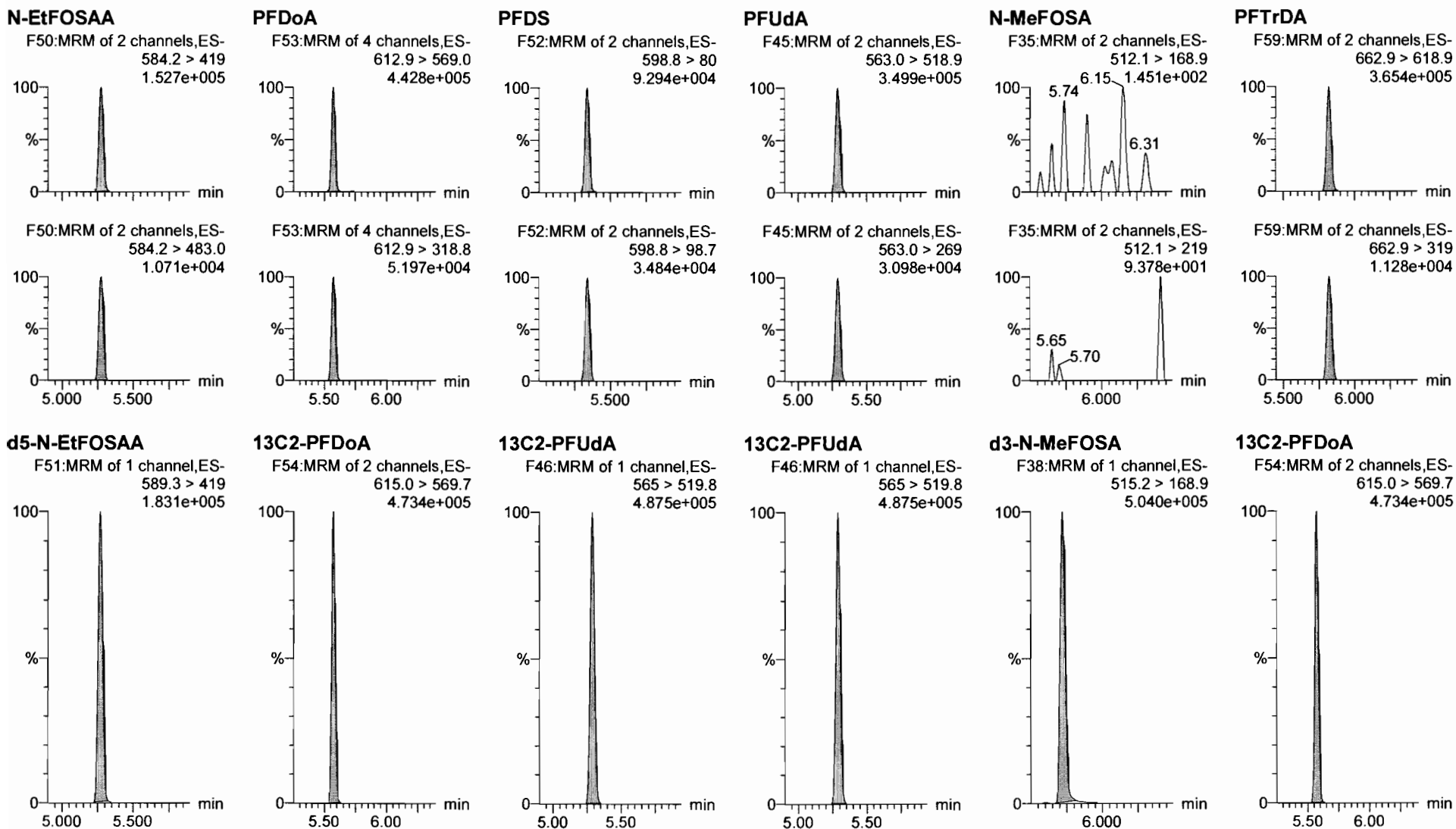


Dataset: F:\Projects\PFAS.PRO\Results\180222M1\180222M1-13.qld

Last Altered: Friday, February 23, 2018 11:01:23 Pacific Standard Time

Printed: Friday, February 23, 2018 11:01:34 Pacific Standard Time

Name: 180222M1\_13, Date: 22-Feb-2018, Time: 16:44:56, ID: ICV180222M1-1 PFC ICV 18B0809, Description: PFC ICV 18B0809



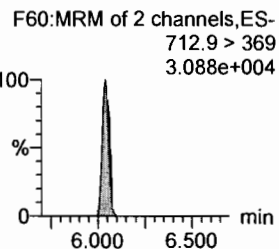
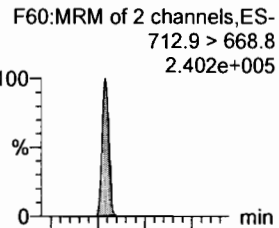
Dataset: F:\Projects\PFAS.PRO\Results\180222M1\180222M1-13.qld

Last Altered: Friday, February 23, 2018 11:01:23 Pacific Standard Time

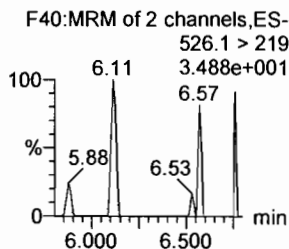
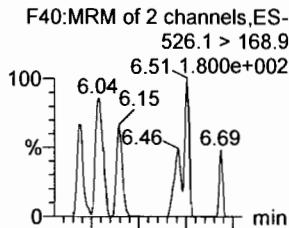
Printed: Friday, February 23, 2018 11:01:34 Pacific Standard Time

Name: 180222M1\_13, Date: 22-Feb-2018, Time: 16:44:56, ID: ICV180222M1-1 PFC ICV 18B0809, Description: PFC ICV 18B0809

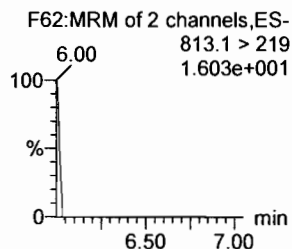
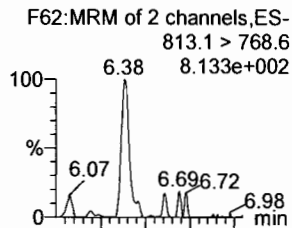
**PFTeDA**



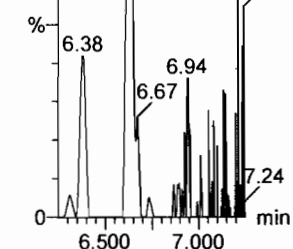
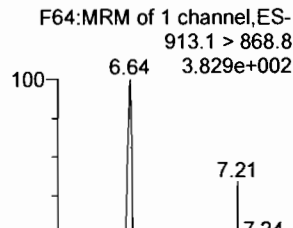
**N-EtFOSA**



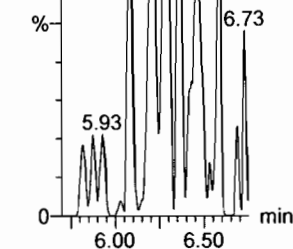
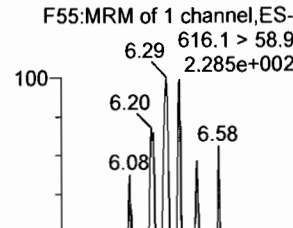
**PFHxDA**



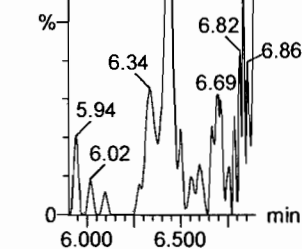
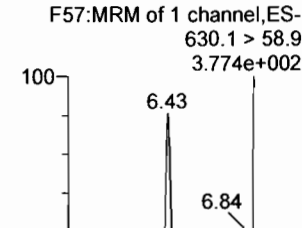
**PFODA**



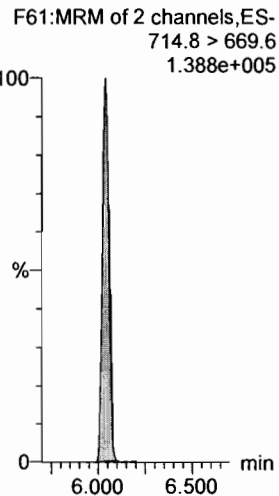
**N-MeFOSE**



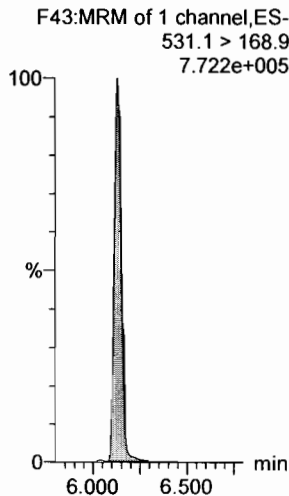
**N-EtFOSE**



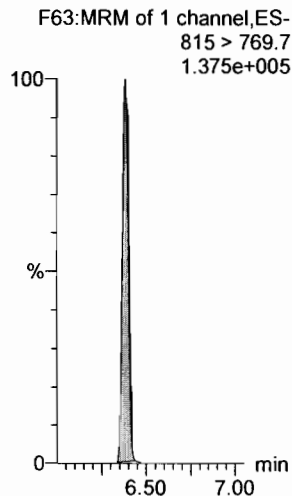
**13C2-PFTeDA**



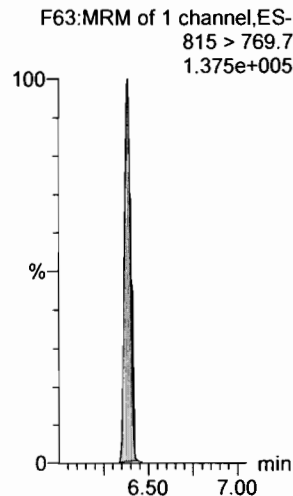
**d5-N-ETFOSA**



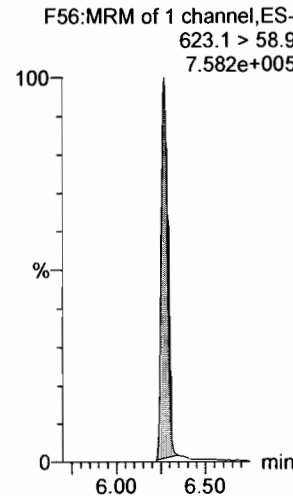
**13C2-PFHxDA**



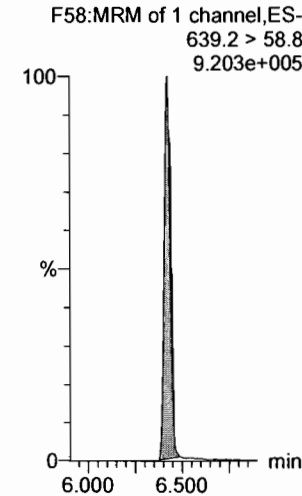
**13C2-PFHxDA**



**d7-N-MeFOSE**



**d9-N-EtFOSE**



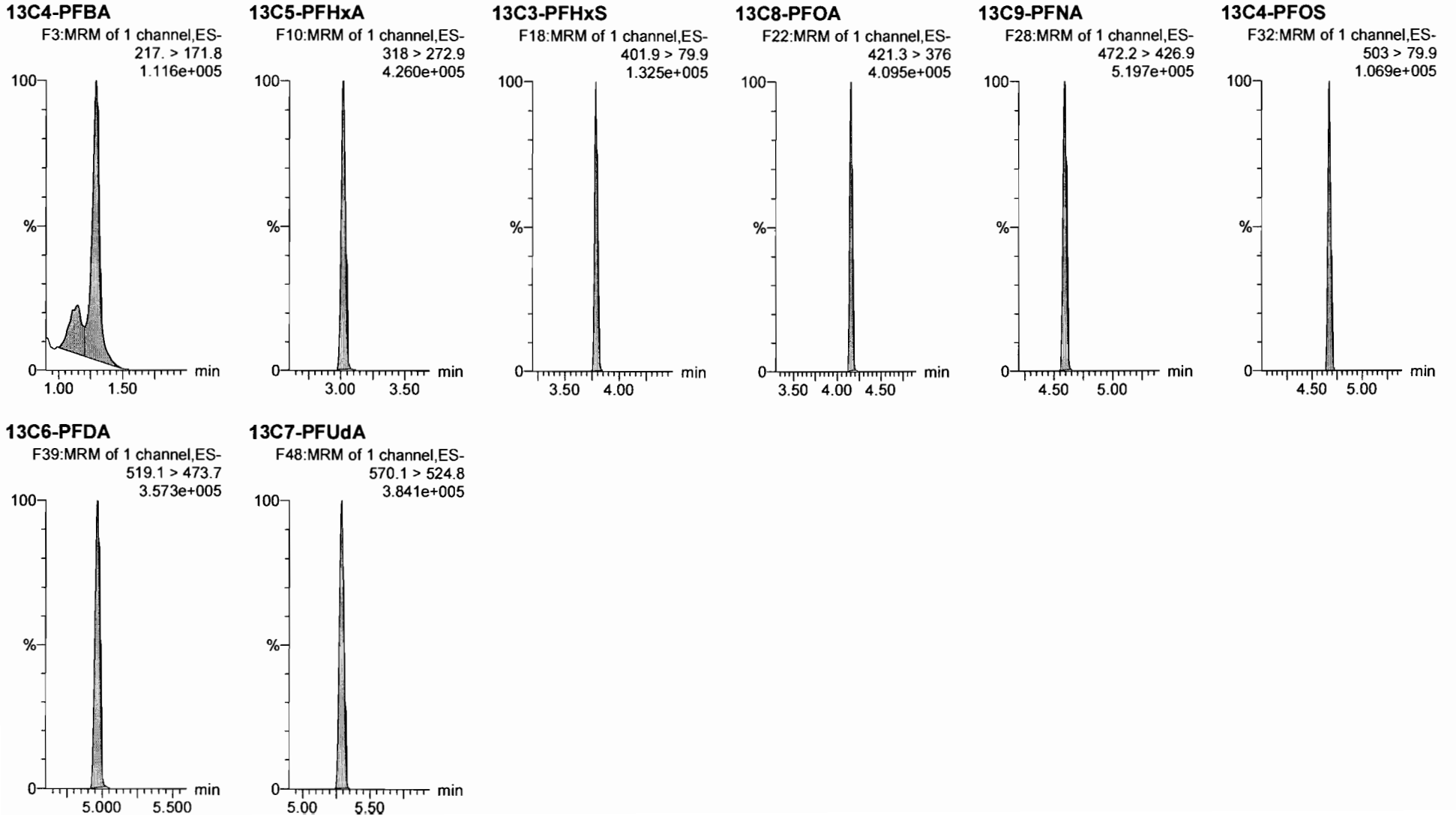


Dataset: F:\Projects\PFAS.PRO\Results\180222M1\180222M1-13.qld

Last Altered: Friday, February 23, 2018 11:01:23 Pacific Standard Time

Printed: Friday, February 23, 2018 11:01:34 Pacific Standard Time

Name: 180222M1\_13, Date: 22-Feb-2018, Time: 16:44:56, ID: ICV180222M1-1 PFC ICV 18B0809, Description: PFC ICV 18B0809



Dataset: Untitled

Last Altered: Friday, February 23, 2018 12:10:10 Pacific Standard Time

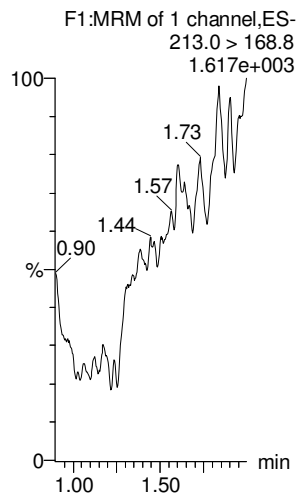
Printed: Friday, February 23, 2018 12:10:19 Pacific Standard Time

Method: F:\Projects\PFAS.PRO\MethDB\PFAS\_FULL\_80C\_022218.mdb 23 Feb 2018 08:58:55

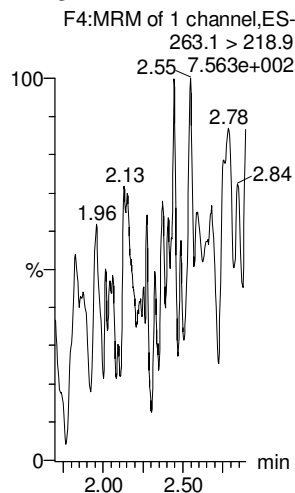
Calibration: F:\Projects\PFAS.PRO\CurveDB\C18\_VAL-PFAS\_Q4\_02-22-18-FULL.cdb 23 Feb 2018 10:57:03

Name: 180222M1\_12, Date: 22-Feb-2018, Time: 16:33:27, ID: IPA, Description: IPA

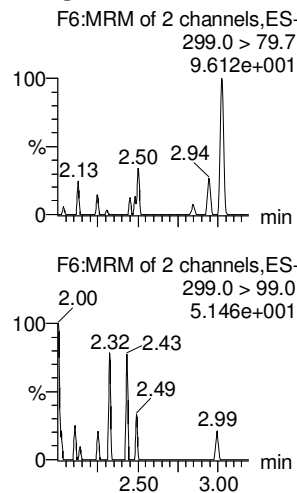
**PFBA**



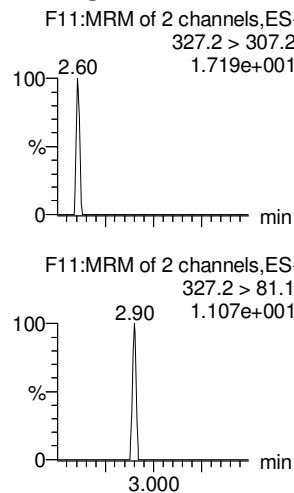
**PFPeA**



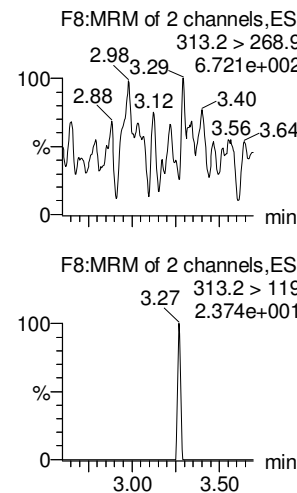
**PFBS**



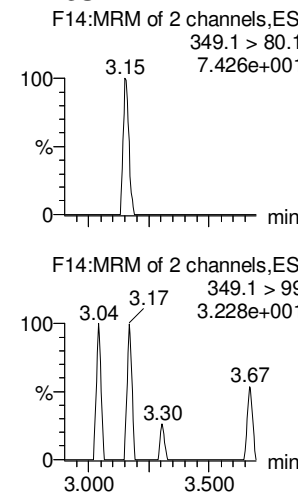
**4:2 FTS**



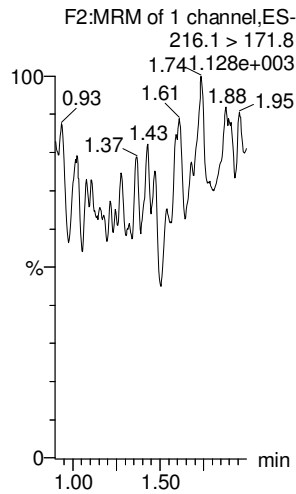
**PFHxA**



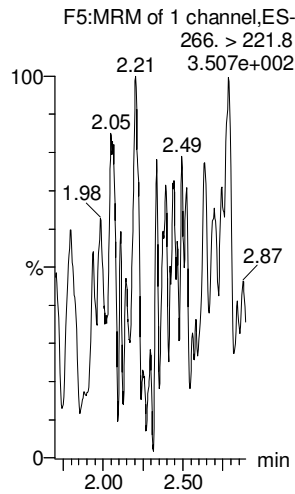
**PFPeS**



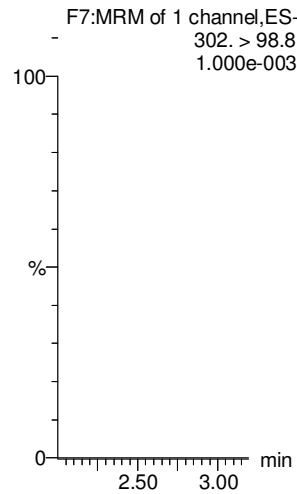
**13C3-PFBA**




**13C3-PFPeA**




**13C3-PFBS**



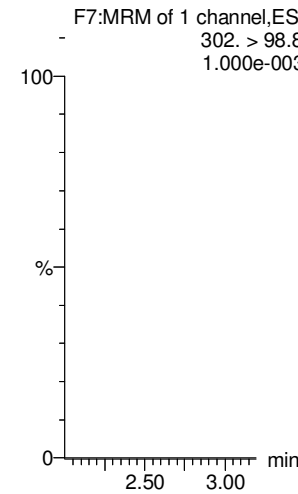
**13C3-PFBS**



**13C2-PFHxA**



**13C3-PFBS**



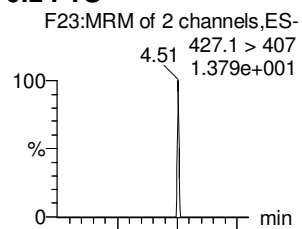
Dataset: Untitled

Last Altered: Friday, February 23, 2018 12:10:10 Pacific Standard Time

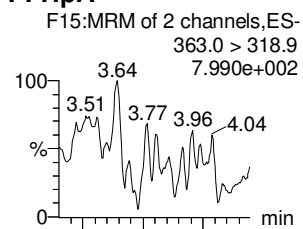
Printed: Friday, February 23, 2018 12:10:19 Pacific Standard Time

Name: 180222M1\_12, Date: 22-Feb-2018, Time: 16:33:27, ID: IPA, Description: IPA

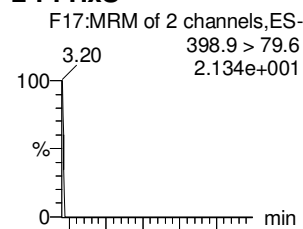
**6:2 FTS**



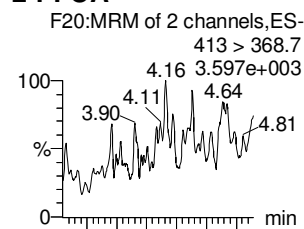
**PFHpA**



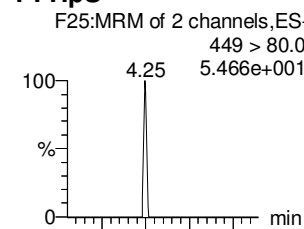
**L-PFHxS**



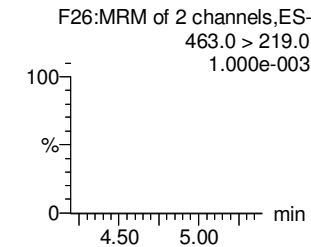
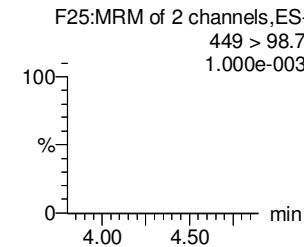
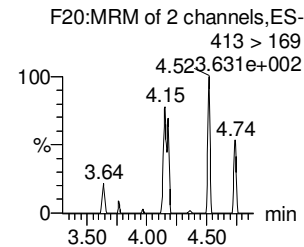
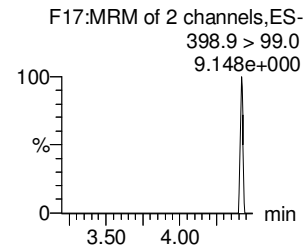
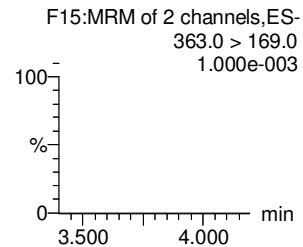
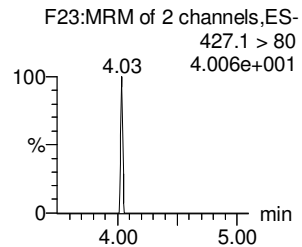
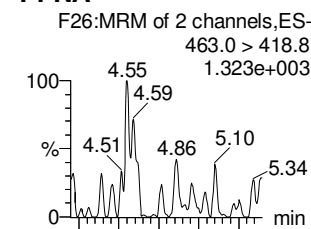
**L-PFOA**



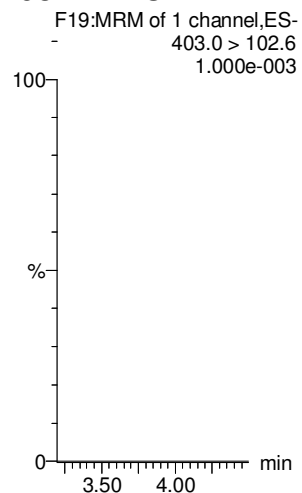
**PFHpS**



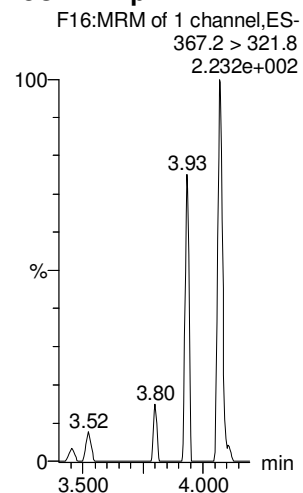
**PFNA**



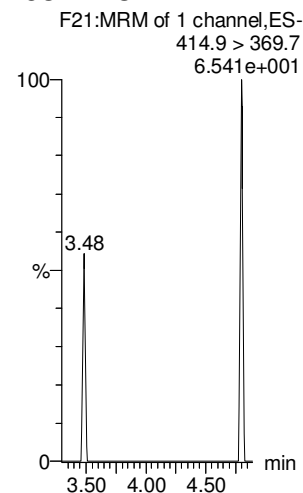
**18O2-PFHxS**



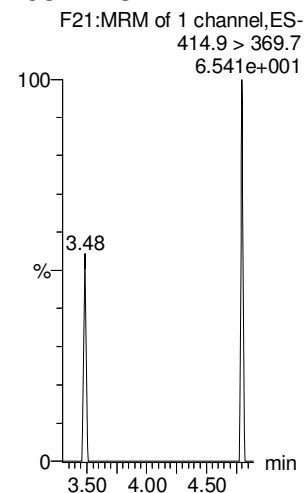
**13C4-PFHpA**



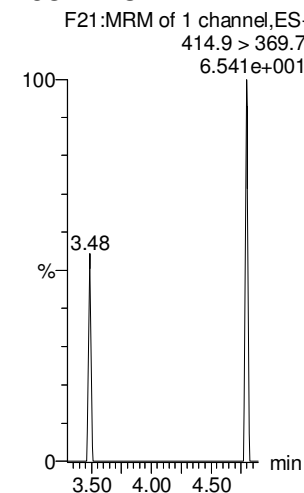
**13C2-PFOA**



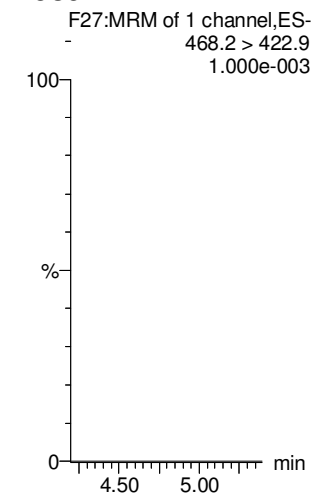
**13C2-PFOA**



**13C2-PFOA**



**13C5-PFNA**



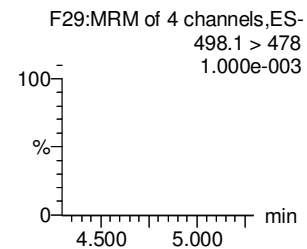
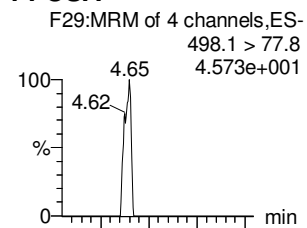
Dataset: Untitled

Last Altered: Friday, February 23, 2018 12:10:10 Pacific Standard Time

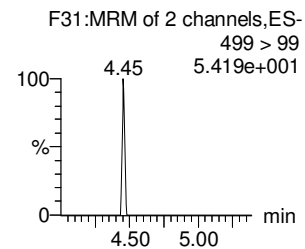
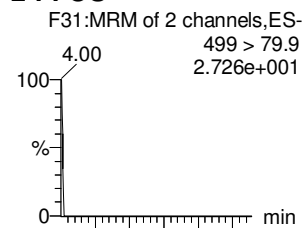
Printed: Friday, February 23, 2018 12:10:19 Pacific Standard Time

Name: 180222M1\_12, Date: 22-Feb-2018, Time: 16:33:27, ID: IPA, Description: IPA

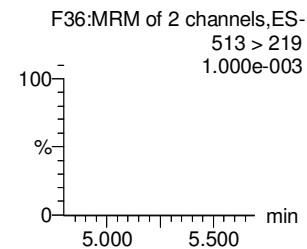
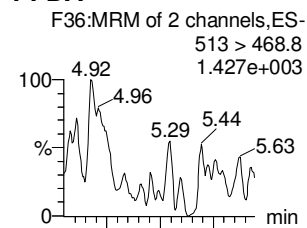
**PFOSA**



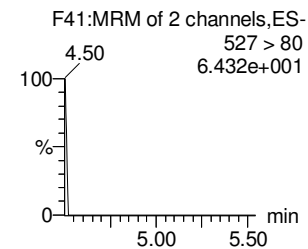
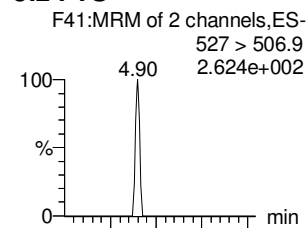
**L-PFOS**



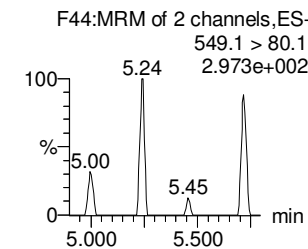
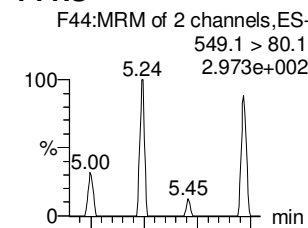
**PFDA**



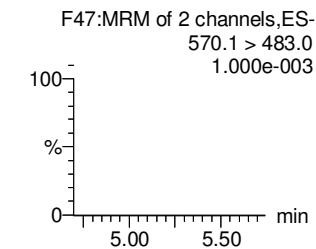
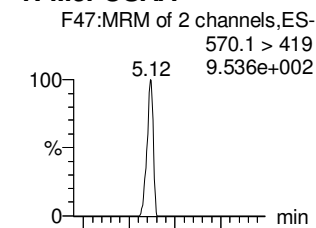
**8:2 FTS**



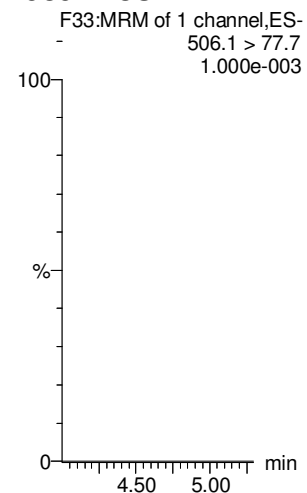
**PFNS**



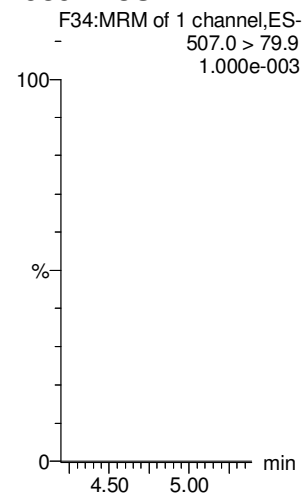
**N-MeFOSAA**



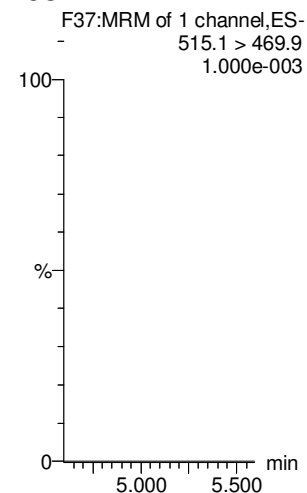
**13C8-PFOSA**



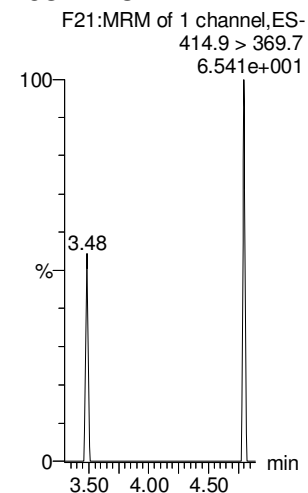
**13C8-PFOS**



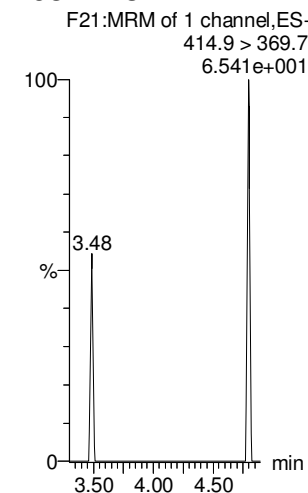
**13C2-PFDA**



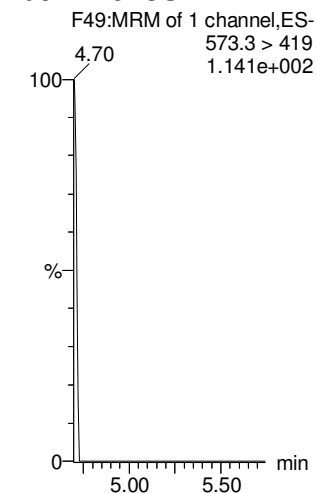
**13C2-PFOA**



**13C2-PFOA**



**d3-N-MeFOSAA**



Dataset: Untitled

Last Altered: Friday, February 23, 2018 12:10:10 Pacific Standard Time

Printed: Friday, February 23, 2018 12:10:19 Pacific Standard Time

Name: 180222M1\_12, Date: 22-Feb-2018, Time: 16:33:27, ID: IPA, Description: IPA

**N-EtFOSAA**

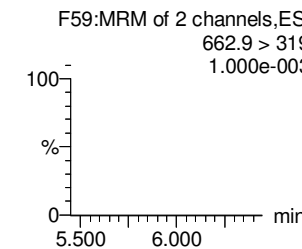
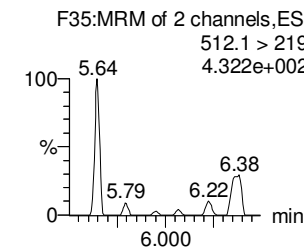
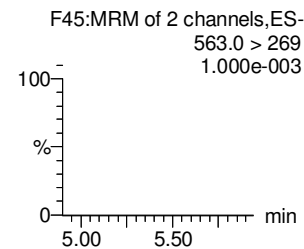
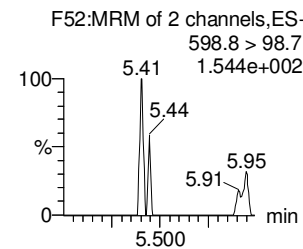
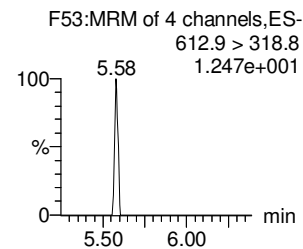
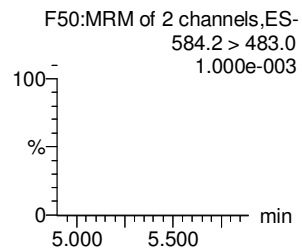
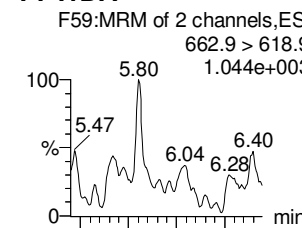
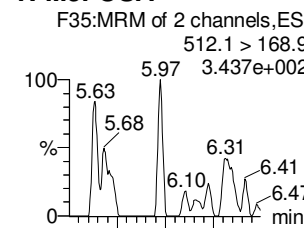
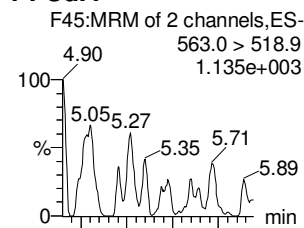
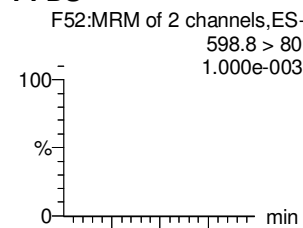
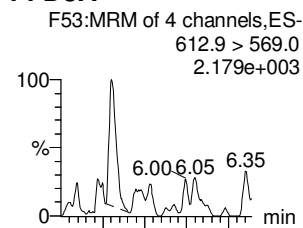
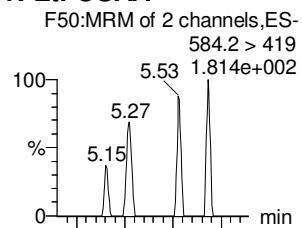
**PFDoA**

**PFDS**

**PFUdA**

**N-MeFOSA**

**PFTrDA**



**d5-N-EtFOSAA**

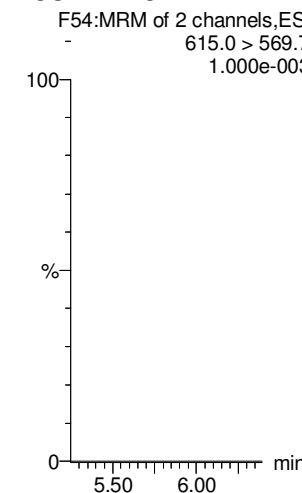
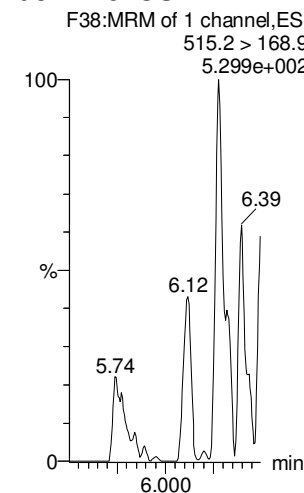
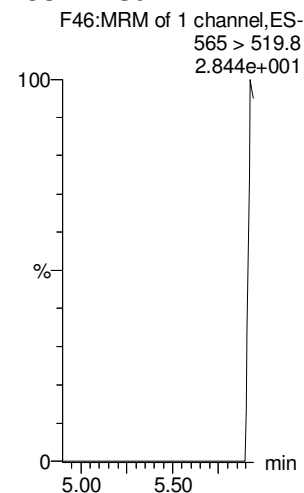
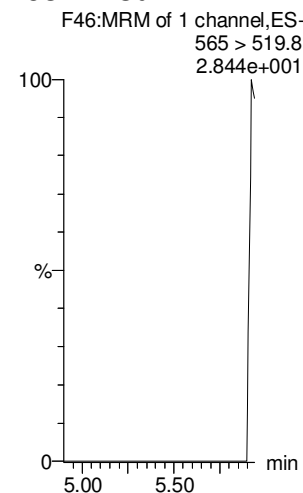
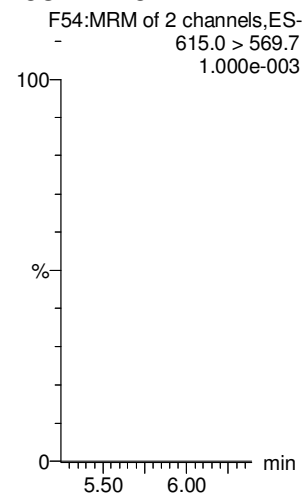
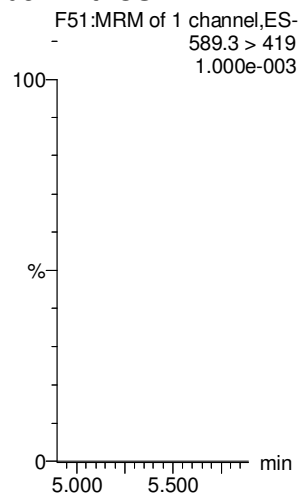
**13C2-PFDoA**

**13C2-PFUdA**

**13C2-PFUdA**

**d3-N-MeFOSA**

**13C2-PFDoA**



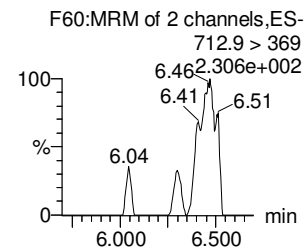
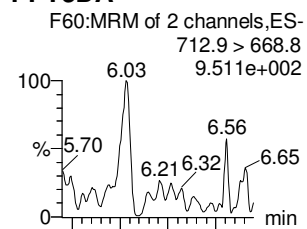
Dataset: Untitled

Last Altered: Friday, February 23, 2018 12:10:10 Pacific Standard Time

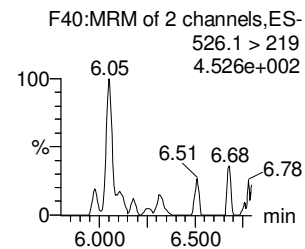
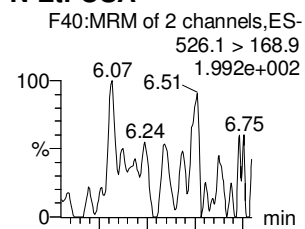
Printed: Friday, February 23, 2018 12:10:19 Pacific Standard Time

Name: 180222M1\_12, Date: 22-Feb-2018, Time: 16:33:27, ID: IPA, Description: IPA

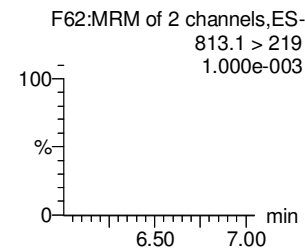
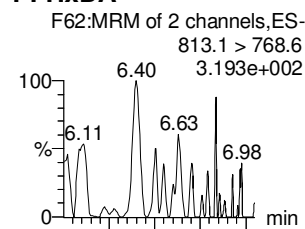
**PFTeDA**



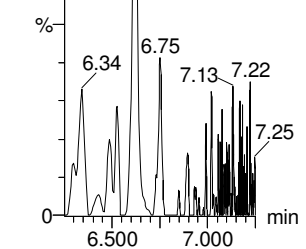
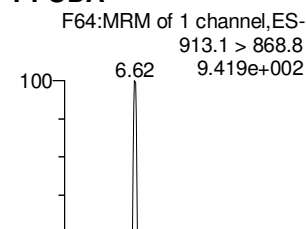
**N-EtFOSA**



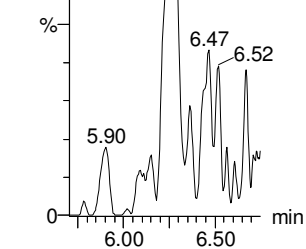
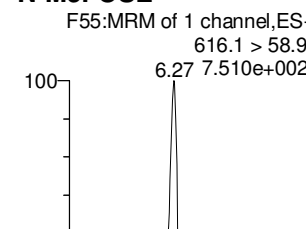
**PFHxDA**



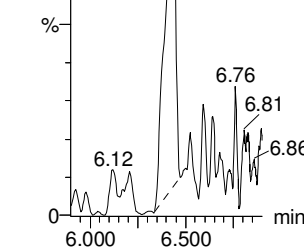
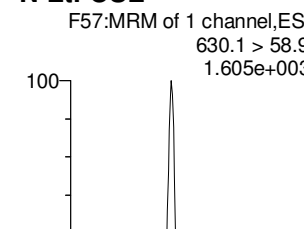
**PFODA**



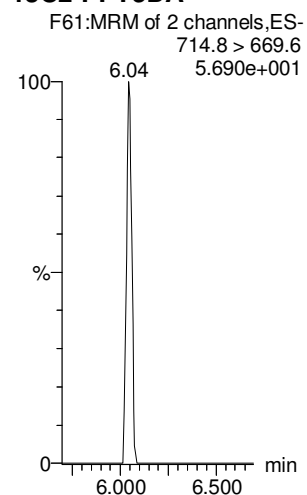
**N-MeFOSE**



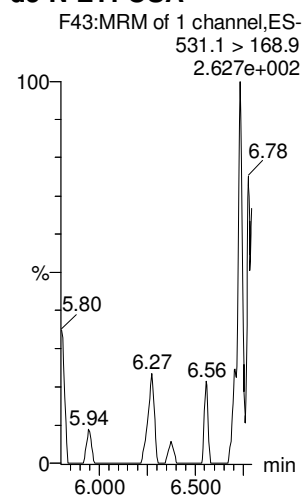
**N-EtFOSE**



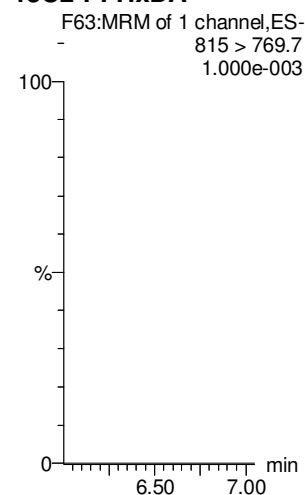
**13C2-PFTeDA**



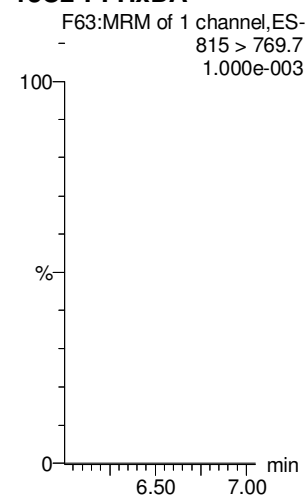
**d5-N-ETFOSA**



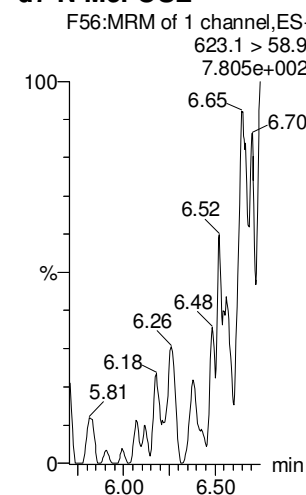
**13C2-PFHxDA**



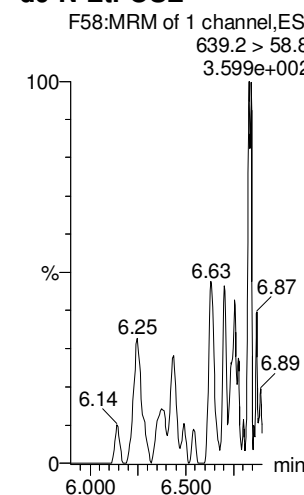
**13C2-PFHxDA**



**d7-N-MeFOSE**



**d9-N-EtFOSE**



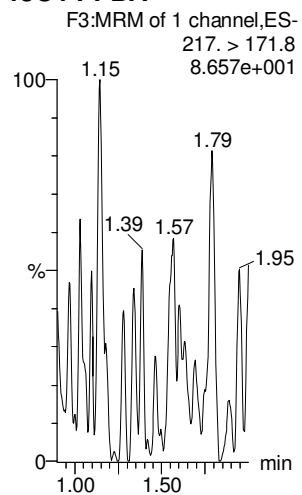
Dataset: Untitled

Last Altered: Friday, February 23, 2018 12:10:10 Pacific Standard Time

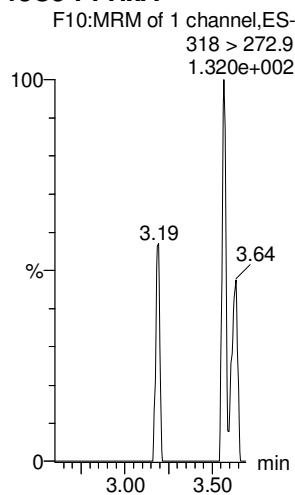
Printed: Friday, February 23, 2018 12:10:19 Pacific Standard Time

Name: 180222M1\_12, Date: 22-Feb-2018, Time: 16:33:27, ID: IPA, Description: IPA

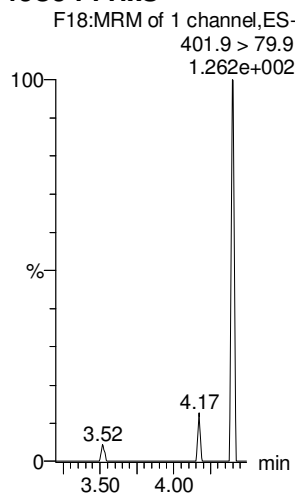
**13C4-PFBA**



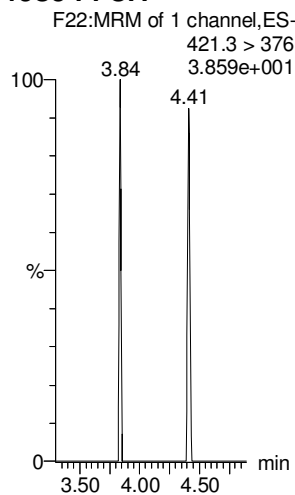
**13C5-PFHxA**



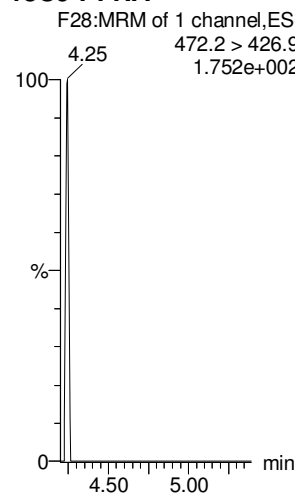
**13C3-PFHxS**



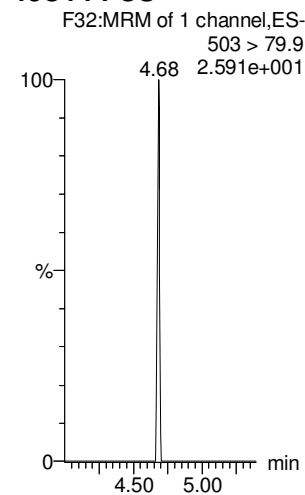
**13C8-PFOA**



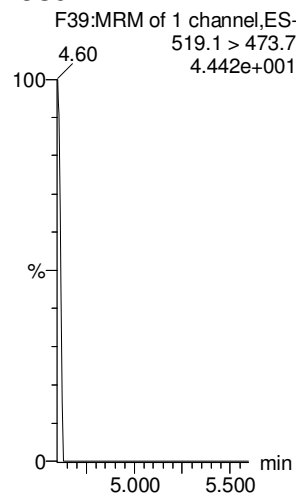
**13C9-PFNA**



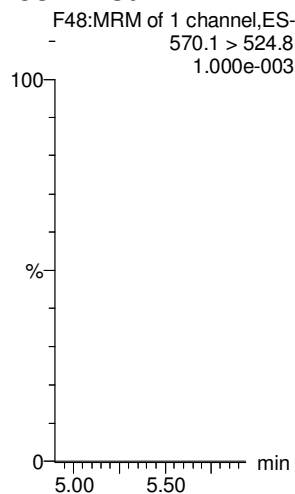
**13C4-PFOS**



**13C6-PFDA**



**13C7-PFUdA**



Dataset: F:\Projects\PFAS.PRO\Results\180307M1\180307M1-CRV\_B.qld

Last Altered: Thursday, March 08, 2018 11:45:01 Pacific Standard Time

Printed: Thursday, March 08, 2018 11:54:45 Pacific Standard Time

Method: F:\Projects\PFAS.PRO\MethDB\PFAS\_FULL\_80C\_030718.mdb 08 Mar 2018 11:04:14  
 Calibration: F:\Projects\PFAS.PRO\CurveDB\C18\_VAL-PFAS\_Q4\_03-07-18-FULL.cdb 08 Mar 2018 11:45:01

*Handwritten:* ✓ VEF 3/8/18  
 dm 3/9/18

**Compound name: PFBA**

Correlation coefficient:  $r = 0.999897$ ,  $r^2 = 0.999793$

Calibration curve:  $1.00856 * x + -0.022372$

Response type: Internal Std ( Ref 34 ), Area \* ( IS Conc. / IS Area )

Curve type: Linear, Origin: Include, Weighting: 1/x, Axis trans: None

	# Name	Type	Std. Conc	RT	Area	IS Area	Response	Conc.	%Dev	Conc. Flag	CoD	CoD Flag	x=excluded
1	1 180307M1_6	Standard	0.250	1.43	194.079	9824.608	0.247	0.3	6.8	NO	1.000	NO	bb
2	2 180307M1_7	Standard	0.500	1.44	371.026	9895.282	0.469	0.5	-2.6	NO	1.000	NO	bb
3	3 180307M1_8	Standard	1.000	1.44	665.178	10102.556	0.823	0.8	-16.2	NO	1.000	NO	bb
4	4 180307M1_9	Standard	2.000	1.44	1495.144	9841.975	1.899	1.9	-4.7	NO	1.000	NO	bb
5	5 180307M1_10	Standard	5.000	1.44	4043.931	9842.197	5.136	5.1	2.3	NO	1.000	NO	MM
6	6 180307M1_11	Standard	10.000	1.44	8255.447	10122.453	10.194	10.1	1.3	NO	1.000	NO	MM
7	7 180307M1_12	Standard	50.000	1.44	41041.172	9850.197	52.082	51.7	3.3	NO	1.000	NO	MM
8	8 180307M1_13	Standard	100.000	1.44	85307.695	10479.329	101.757	100.9	0.9	NO	1.000	NO	MM
9	9 180307M1_14	Standard	250.000	1.44	202725.531	9942.326	254.877	252.7	1.1	NO	1.000	NO	MM
10	10 180307M1_15	Standard	500.000	1.44	362577.094	9084.362	498.903	494.7	-1.1	NO	1.000	NO	MM

**Compound name: PFPeA**

Correlation coefficient:  $r = 0.999865$ ,  $r^2 = 0.999730$

Calibration curve:  $0.815683 * x + 0.0460859$

Response type: Internal Std ( Ref 35 ), Area \* ( IS Conc. / IS Area )

Curve type: Linear, Origin: Exclude, Weighting: 1/x, Axis trans: None

	# Name	Type	Std. Conc	RT	Area	IS Area	Response	Conc.	%Dev	Conc. Flag	CoD	CoD Flag	x=excluded
1	1 180307M1_6	Standard	0.250	2.40	448.125	23821.547	0.235	0.2	-7.3	NO	1.000	NO	MM
2	2 180307M1_7	Standard	0.500	2.40	850.410	24512.961	0.434	0.5	-5.0	NO	1.000	NO	MM
3	3 180307M1_8	Standard	1.000	2.40	1659.852	24096.129	0.861	1.0	-0.1	NO	1.000	NO	bb
4	4 180307M1_9	Standard	2.000	2.40	3329.359	24542.238	1.696	2.0	1.1	NO	1.000	NO	bb
5	5 180307M1_10	Standard	5.000	2.40	8037.726	24455.305	4.108	5.0	-0.4	NO	1.000	NO	bb
6	6 180307M1_11	Standard	10.000	2.41	17697.271	25070.332	8.824	10.8	7.6	NO	1.000	NO	bb
7	7 180307M1_12	Standard	50.000	2.40	83312.695	24243.928	42.955	52.6	5.2	NO	1.000	NO	bb
8	8 180307M1_13	Standard	100.000	2.40	161991.781	24764.072	81.768	100.2	0.2	NO	1.000	NO	bb
9	9 180307M1_14	Standard	250.000	2.40	381705.438	23718.857	201.161	246.6	-1.4	NO	1.000	NO	bb



Dataset: F:\Projects\PFAS.PRO\Results\180307M1\180307M1-CRV\_B.qld

Last Altered: Thursday, March 08, 2018 11:45:01 Pacific Standard Time

Printed: Thursday, March 08, 2018 11:54:45 Pacific Standard Time

**Compound name: PFPeA**

#	Name	Type	Std. Conc	RT	Area	IS Area	Response	Conc.	%Dev	Conc. Flag	CoD	CoD Flag	x=excluded
10	10 180307M1_15	Standard	500.000	2.41	731800.188	22429.846	407.827	499.9	-0.0	NO	1.000	NO	bb

**Compound name: PFBS**

Coefficient of Determination: R^2 = 0.999430

Calibration curve:  $-0.000158919 * x^2 + 1.67715 * x + -0.0687622$

Response type: Internal Std ( Ref 36 ), Area \* ( IS Conc. / IS Area )

Curve type: 2nd Order, Origin: Exclude, Weighting: 1/x, Axis trans: None

#	Name	Type	Std. Conc	RT	Area	IS Area	Response	Conc.	%Dev	Conc. Flag	CoD	CoD Flag	x=excluded
1	1 180307M1_6	Standard	0.250	2.67	78.760	2998.788	0.328	0.2	-5.3	NO	0.999	NO	bb
2	2 180307M1_7	Standard	0.500	2.68	178.157	2904.141	0.767	0.5	-0.4	NO	0.999	NO	bb
3	3 180307M1_8	Standard	1.000	2.68	347.564	2938.982	1.478	0.9	-7.8	NO	0.999	NO	bb
4	4 180307M1_9	Standard	2.000	2.68	795.848	3072.259	3.238	2.0	-1.4	NO	0.999	NO	bb
5	5 180307M1_10	Standard	5.000	2.68	1962.355	2840.206	8.636	5.2	3.9	NO	0.999	NO	bb
6	6 180307M1_11	Standard	10.000	2.68	4317.004	2997.817	18.001	10.8	7.8	NO	0.999	NO	bb
7	7 180307M1_12	Standard	50.000	2.68	19765.262	2762.643	89.431	53.6	7.3	NO	0.999	NO	bb
8	8 180307M1_13	Standard	100.000	2.68	37082.902	2886.854	160.568	96.7	-3.3	NO	0.999	NO	bb
9	9 180307M1_14	Standard	250.000	2.68	88900.234	2747.992	404.387	246.9	-1.2	NO	0.999	NO	bb
10	10 180307M1_15	Standard	500.000	2.68	158127.609	2465.526	801.693	501.9	0.4	NO	0.999	NO	bb

**Compound name: 4:2 FTS**

Coefficient of Determination: R^2 = 0.998598

Calibration curve:  $-0.00054105 * x^2 + 1.8746 * x + 0.00712519$

Response type: Internal Std ( Ref 36 ), Area \* ( IS Conc. / IS Area )

Curve type: 2nd Order, Origin: Exclude, Weighting: 1/x, Axis trans: None

#	Name	Type	Std. Conc	RT	Area	IS Area	Response	Conc.	%Dev	Conc. Flag	CoD	CoD Flag	x=excluded
1	1 180307M1_6	Standard	0.250	3.08	123.089	2998.788	0.513	0.3	8.0	NO	0.999	NO	bb
2	2 180307M1_7	Standard	0.500	3.08	191.622	2904.141	0.825	0.4	-12.8	NO	0.999	NO	bb
3	3 180307M1_8	Standard	1.000	3.08	396.135	2938.982	1.685	0.9	-10.5	NO	0.999	NO	bb
4	4 180307M1_9	Standard	2.000	3.08	959.908	3072.259	3.906	2.1	4.0	NO	0.999	NO	bb
5	5 180307M1_10	Standard	5.000	3.08	2328.545	2840.206	10.248	5.5	9.4	NO	0.999	NO	bb
6	6 180307M1_11	Standard	10.000	3.08	4797.995	2997.817	20.006	10.7	7.0	NO	0.999	NO	bb
7	7 180307M1_12	Standard	50.000	3.08	20049.088	2762.643	90.715	49.1	-1.8	NO	0.999	NO	bb

Dataset: F:\Projects\PFAS.PRO\Results\180307M1\180307M1-CRV\_B.qld

Last Altered: Thursday, March 08, 2018 11:45:01 Pacific Standard Time  
 Printed: Thursday, March 08, 2018 11:54:45 Pacific Standard Time

**Compound name: 4:2 FTS**

#	Name	Type	Std. Conc	RT	Area	IS Area	Response	Conc.	%Dev	Conc. Flag	CoD	CoD Flag	x=excluded
8	8 180307M1_13	Standard	100.000	3.08	39137.945	2886.854	169.466	92.9	-7.1	NO	0.999	NO	bb
9	9 180307M1_14	Standard	250.000	3.08	99793.227	2747.992	453.937	262.0	4.8	NO	0.999	NO	bb
10	10 180307M1_15	Standard	500.000	3.08	156836.188	2465.526	795.146	494.8	-1.0	NO	0.999	NO	bb

**Compound name: PFHxA**

Coefficient of Determination: R<sup>2</sup> = 0.998788  
 Calibration curve:  $2.06682e-005 * x^2 + 1.18443 * x + 0.0839874$   
 Response type: Internal Std ( Ref 37 ), Area \* ( IS Conc. / IS Area )  
 Curve type: 2nd Order, Origin: Include, Weighting: 1/x, Axis trans: None

#	Name	Type	Std. Conc	RT	Area	IS Area	Response	Conc.	%Dev	Conc. Flag	CoD	CoD Flag	x=excluded
1	1 180307M1_6	Standard	0.250	3.17	642.545	8045.409	0.399	0.3	6.5	NO	0.999	NO	bb
2	2 180307M1_7	Standard	0.500	3.17	1113.932	8241.752	0.676	0.5	-0.1	NO	0.999	NO	bb
3	3 180307M1_8	Standard	1.000	3.17	2152.664	8658.153	1.243	1.0	-2.1	NO	0.999	NO	bb
4	4 180307M1_9	Standard	2.000	3.17	4231.544	8588.753	2.463	2.0	0.4	NO	0.999	NO	bb
5	5 180307M1_10	Standard	5.000	3.17	10790.736	8191.793	6.586	5.5	9.8	NO	0.999	NO	bb
6	6 180307M1_11	Standard	10.000	3.18	22358.959	8690.966	12.863	10.8	7.9	NO	0.999	NO	bb
7	7 180307M1_12	Standard	50.000	3.17	106391.031	8074.999	65.877	55.5	11.0	NO	0.999	NO	bb
8	8 180307M1_13	Standard	100.000	3.18	199829.859	8629.913	115.777	97.5	-2.5	NO	0.999	NO	bb
9	9 180307M1_14	Standard	250.000	3.17	470703.813	8186.364	287.493	241.6	-3.3	NO	0.999	NO	bb
10	10 180307M1_15	Standard	500.000	3.18	905466.438	7515.802	602.375	504.1	0.8	NO	0.999	NO	bb

**Compound name: PFPeS**

Correlation coefficient: r = 0.998848, r<sup>2</sup> = 0.997698  
 Calibration curve:  $1.44062 * x + 0.0351081$   
 Response type: Internal Std ( Ref 36 ), Area \* ( IS Conc. / IS Area )  
 Curve type: Linear, Origin: Exclude, Weighting: 1/x, Axis trans: None

#	Name	Type	Std. Conc	RT	Area	IS Area	Response	Conc.	%Dev	Conc. Flag	CoD	CoD Flag	x=excluded
1	1 180307M1_6	Standard	0.250	3.37	79.864	2998.788	0.333	0.2	-17.3	NO	0.998	NO	bb
2	2 180307M1_7	Standard	0.500	3.37	182.390	2904.141	0.785	0.5	4.1	NO	0.998	NO	bb
3	3 180307M1_8	Standard	1.000	3.37	344.497	2938.982	1.465	1.0	-0.7	NO	0.998	NO	bb
4	4 180307M1_9	Standard	2.000	3.37	726.595	3072.259	2.956	2.0	1.4	NO	0.998	NO	bb
5	5 180307M1_10	Standard	5.000	3.37	1652.057	2840.206	7.271	5.0	0.5	NO	0.998	NO	bb

Dataset: F:\Projects\PFAS.PRO\Results\180307M1\180307M1-CRV\_B.qld

Last Altered: Thursday, March 08, 2018 11:45:01 Pacific Standard Time

Printed: Thursday, March 08, 2018 11:54:45 Pacific Standard Time

**Compound name: PFPeS**

#	Name	Type	Std. Conc	RT	Area	IS Area	Response	Conc.	%Dev	Conc. Flag	CoD	CoD Flag	x=excluded
6	6 180307M1_11	Standard	10.000	3.37	3557.608	2997.817	14.834	10.3	2.7	NO	0.998	NO	bb
7	7 180307M1_12	Standard	50.000	3.37	17431.309	2762.643	78.871	54.7	9.4	NO	0.998	NO	bb
8	8 180307M1_13	Standard	100.000	3.37	32392.057	2886.854	140.257	97.3	-2.7	NO	0.998	NO	bb
9	9 180307M1_14	Standard	250.000	3.37	84025.383	2747.992	382.213	265.3	6.1	NO	0.998	NO	bb
10	10 180307M1_15	Standard	500.000	3.37	137071.000	2465.526	694.938	482.4	-3.5	NO	0.998	NO	bb

**Compound name: PFHpA**

Correlation coefficient:  $r = 0.999706$ ,  $r^2 = 0.999412$

Calibration curve:  $1.14274 * x + 0.100127$

Response type: Internal Std ( Ref 38 ), Area \* ( IS Conc. / IS Area )

Curve type: Linear, Origin: Exclude, Weighting: 1/x, Axis trans: None

#	Name	Type	Std. Conc	RT	Area	IS Area	Response	Conc.	%Dev	Conc. Flag	CoD	CoD Flag	x=excluded
1	1 180307M1_6	Standard	0.250	3.79	601.594	19264.957	0.390	0.3	1.6	NO	0.999	NO	bb
2	2 180307M1_7	Standard	0.500	3.79	1022.299	20968.758	0.609	0.4	-10.9	NO	0.999	NO	bb
3	3 180307M1_8	Standard	1.000	3.79	2085.899	21312.088	1.223	1.0	-1.7	NO	0.999	NO	bb
4	4 180307M1_9	Standard	2.000	3.79	4310.170	21872.414	2.463	2.1	3.4	NO	0.999	NO	bb
5	5 180307M1_10	Standard	5.000	3.79	10173.002	20555.994	6.186	5.3	6.5	NO	0.999	NO	bb
6	6 180307M1_11	Standard	10.000	3.79	20383.949	21111.221	12.069	10.5	4.7	NO	0.999	NO	bb
7	7 180307M1_12	Standard	50.000	3.79	97923.523	21575.760	56.732	49.6	-0.9	NO	0.999	NO	bb
8	8 180307M1_13	Standard	100.000	3.79	191572.563	21210.900	112.897	98.7	-1.3	NO	0.999	NO	bb
9	9 180307M1_14	Standard	250.000	3.79	404803.438	18323.604	276.149	241.6	-3.4	NO	0.999	NO	bb
10	10 180307M1_15	Standard	500.000	3.79	790276.000	16968.271	582.172	509.4	1.9	NO	0.999	NO	bb

Dataset: F:\Projects\PFAS.PRO\Results\180307M1\180307M1-CRV\_B.qld

Last Altered: Thursday, March 08, 2018 11:45:01 Pacific Standard Time

Printed: Thursday, March 08, 2018 11:54:45 Pacific Standard Time

**Compound name: L-PFHxS**

Coefficient of Determination: R<sup>2</sup> = 0.998479

Calibration curve: -0.000155194 \* x<sup>2</sup> + 1.60684 \* x + 0.149402

Response type: Internal Std ( Ref 39 ), Area \* ( IS Conc. / IS Area )

Curve type: 2nd Order, Origin: Exclude, Weighting: 1/x, Axis trans: None

#	Name	Type	Std. Conc	RT	Area	IS Area	Response	Conc.	%Dev	Conc. Flag	CoD	CoD Flag	x=excluded
1	1 180307M1_6	Standard	0.250	3.94	86.957	2446.629	0.444	0.2	-26.6	NO	0.998	NO	MM
2	2 180307M1_7	Standard	0.500	3.94	168.544	2229.568	0.945	0.5	-1.0	NO	0.998	NO	MM
3	3 180307M1_8	Standard	1.000	3.94	306.027	2530.283	1.512	0.8	-15.2	NO	0.998	NO	MM
4	4 180307M1_9	Standard	2.000	3.94	669.020	2174.850	3.845	2.3	15.0	NO	0.998	NO	MM
5	5 180307M1_10	Standard	5.000	3.94	1449.511	2040.889	8.878	5.4	8.7	NO	0.998	NO	MM
6	6 180307M1_11	Standard	10.000	3.94	3120.296	2088.434	18.676	11.5	15.4	NO	0.998	NO	MM
7	7 180307M1_12	Standard	50.000	3.94	16173.366	2286.957	88.400	55.2	10.4	NO	0.998	NO	MM
8	8 180307M1_13	Standard	100.000	3.94	29810.514	2472.129	150.733	94.6	-5.4	NO	0.998	NO	MM
9	9 180307M1_14	Standard	250.000	3.94	70056.133	2277.938	384.427	244.9	-2.0	NO	0.998	NO	MM
10	10 180307M1_15	Standard	500.000	3.94	125946.789	2046.028	769.459	503.2	0.6	NO	0.998	NO	MM

**Compound name: 6:2 FTS**

Coefficient of Determination: R<sup>2</sup> = 0.997316

Calibration curve: -0.00163396 \* x<sup>2</sup> + 0.889965 \* x + 0.0235723

Response type: Internal Std ( Ref 40 ), Area \* ( IS Conc. / IS Area )

Curve type: 2nd Order, Origin: Include, Weighting: 1/x, Axis trans: None

#	Name	Type	Std. Conc	RT	Area	IS Area	Response	Conc.	%Dev	Conc. Flag	CoD	CoD Flag	x=excluded
1	1 180307M1_6	Standard	0.250	4.26	120.802	6496.750	0.232	0.2	-6.1	NO	0.997	NO	MM
2	2 180307M1_7	Standard	0.500	4.26	283.397	6105.219	0.580	0.6	25.2	NO	0.997	NO	bb
3	3 180307M1_8	Standard	1.000	4.26	547.969	7310.973	0.937	1.0	2.8	NO	0.997	NO	bb
4	4 180307M1_9	Standard	2.000	4.25	750.885	6508.431	1.442	1.6	-20.1	NO	0.997	NO	bb
5	5 180307M1_10	Standard	5.000	4.26	2448.465	6992.279	4.377	4.9	-1.3	NO	0.997	NO	bb
6	6 180307M1_11	Standard	10.000	4.26	5477.008	6942.190	9.862	11.3	12.9	NO	0.997	NO	bb
7	7 180307M1_12	Standard	50.000	4.26	23134.953	7413.398	39.009	48.0	-3.9	NO	0.997	NO	bb
8	8 180307M1_13	Standard	100.000	4.26	43256.707	7377.302	73.294	101.1	1.1	NO	0.997	NO	bb
9	9 180307M1_14	Standard	250.000	4.26	100097.742	10519.205	118.946	235.1	-5.9	NO	0.997	NO	bbX
10	10 180307M1_15	Standard	500.000	4.26	176143.375	14640.680	150.389			NO	0.997	NO	bbXI

Dataset: F:\Projects\PFAS.PRO\Results\180307M1\180307M1-CRV\_B.qld

Last Altered: Thursday, March 08, 2018 11:58:33 Pacific Standard Time  
 Printed: Thursday, March 08, 2018 12:11:05 Pacific Standard Time

Method: F:\Projects\PFAS.PRO\MethDB\PFAS\_FULL\_80C\_030718.mdb 08 Mar 2018 11:04:14  
 Calibration: F:\Projects\PFAS.PRO\CurveDB\C18\_VAL-PFAS\_Q4\_03-07-18-FULL.cdb 08 Mar 2018 11:58:32

**Compound name: L-PFOA**

Coefficient of Determination:  $R^2 = 0.999417$   
 Calibration curve:  $5.73747e-005 * x^2 + 0.86389 * x + 0.0785332$   
 Response type: Internal Std ( Ref 41 ), Area \* ( IS Conc. / IS Area )  
 Curve type: 2nd Order, Origin: Exclude, Weighting: 1/x, Axis trans: None

	# Name	Type	Std. Conc	RT	Area	IS Area	Response	Conc.	%Dev	Conc. Flag	CoD	CoD Flag	x=excluded
1	1 180307M1_6	Standard	0.250	4.31	776.586	30532.664	0.318	0.3	10.8	NO	0.999	NO	bb
2	2 180307M1_7	Standard	0.500	4.32	1136.760	31370.914	0.453	0.4	-13.3	NO	0.999	NO	bb
3	3 180307M1_8	Standard	1.000	4.32	2476.660	33852.918	0.914	1.0	-3.2	NO	0.999	NO	bb
4	4 180307M1_9	Standard	2.000	4.31	4997.812	33526.359	1.863	2.1	3.3	NO	0.999	NO	bb
5	5 180307M1_10	Standard	5.000	4.31	11043.885	32575.051	4.238	4.8	-3.7	NO	0.999	NO	bb
6	6 180307M1_11	Standard	10.000	4.32	22526.799	32186.586	8.749	10.0	0.3	NO	0.999	NO	bb
7	7 180307M1_12	Standard	50.000	4.31	112705.828	29946.346	47.045	54.2	8.3	NO	0.999	NO	bb
8	8 180307M1_13	Standard	100.000	4.32	216113.953	31212.947	86.548	99.4	-0.6	NO	0.999	NO	bb
9	9 180307M1_14	Standard	250.000	4.31	468675.000	27353.451	214.175	243.9	-2.4	NO	0.999	NO	bb
10	10 180307M1_15	Standard	500.000	4.31	937526.563	26110.033	448.834	502.7	0.5	NO	0.999	NO	bb

**Compound name: PFHpS**

Coefficient of Determination:  $R^2 = 0.999237$   
 Calibration curve:  $2.33731e-006 * x^2 + 0.16903 * x + -0.010638$   
 Response type: Internal Std ( Ref 41 ), Area \* ( IS Conc. / IS Area )  
 Curve type: 2nd Order, Origin: Exclude, Weighting: 1/x, Axis trans: None

	# Name	Type	Std. Conc	RT	Area	IS Area	Response	Conc.	%Dev	Conc. Flag	CoD	CoD Flag	x=excluded
1	1 180307M1_6	Standard	0.250	4.42	80.331	30532.664	0.033	0.3	3.0	NO	0.999	NO	bb
2	2 180307M1_7	Standard	0.500	4.42	172.781	31370.914	0.069	0.5	-6.0	NO	0.999	NO	bb
3	3 180307M1_8	Standard	1.000	4.42	411.019	33852.918	0.152	1.0	-3.9	NO	0.999	NO	bb
4	4 180307M1_9	Standard	2.000	4.42	971.447	33526.359	0.362	2.2	10.3	NO	0.999	NO	bb
5	5 180307M1_10	Standard	5.000	4.42	1911.179	32575.051	0.733	4.4	-12.0	NO	0.999	NO	bb
6	6 180307M1_11	Standard	10.000	4.42	4649.498	32186.586	1.806	10.7	7.4	NO	0.999	NO	bb
7	7 180307M1_12	Standard	50.000	4.42	20999.701	29946.346	8.766	51.9	3.8	NO	0.999	NO	bb
8	8 180307M1_13	Standard	100.000	4.42	40987.297	31212.947	16.414	97.0	-3.0	NO	0.999	NO	bb
9	9 180307M1_14	Standard	250.000	4.42	93059.523	27353.451	42.526	250.8	0.3	NO	0.999	NO	bb
10	10 180307M1_15	Standard	500.000	4.42	161274.703	26110.033	77.209	454.0	-9.2	NO	0.999	NO	bbX

Dataset: F:\Projects\PFAS.PRO\Results\180307M1\180307M1-CRV\_B.qld

Last Altered: Thursday, March 08, 2018 11:45:01 Pacific Standard Time

Printed: Thursday, March 08, 2018 11:54:45 Pacific Standard Time

**Compound name: PFNA**

Coefficient of Determination: R<sup>2</sup> = 0.999133

Calibration curve:  $-7.09061e-005 * x^2 + 1.09067 * x + 0.103342$

Response type: Internal Std ( Ref 42 ), Area \* ( IS Conc. / IS Area )

Curve type: 2nd Order, Origin: Exclude, Weighting: 1/x, Axis trans: None

	# Name	Type	Std. Conc	RT	Area	IS Area	Response	Conc.	%Dev	Conc. Flag	CoD	CoD Flag	x=excluded
1	1 180307M1_6	Standard	0.250	4.75	679.115	22022.002	0.385	0.3	3.5	NO	0.999	NO	bb
2	2 180307M1_7	Standard	0.500	4.75	1161.998	25206.621	0.576	0.4	-13.3	NO	0.999	NO	bb
3	3 180307M1_8	Standard	1.000	4.75	2617.011	23178.902	1.411	1.2	19.9	NO	0.999	NO	bb
4	4 180307M1_9	Standard	2.000	4.75	4358.626	25129.461	2.168	1.9	-5.3	NO	0.999	NO	MM
5	5 180307M1_10	Standard	5.000	4.75	10313.697	26929.178	4.787	4.3	-14.1	NO	0.999	NO	bb
6	6 180307M1_11	Standard	10.000	4.75	24257.969	26737.170	11.341	10.3	3.1	NO	0.999	NO	MM
7	7 180307M1_12	Standard	50.000	4.75	127672.219	27318.008	58.419	53.7	7.3	NO	0.999	NO	bb
8	8 180307M1_13	Standard	100.000	4.75	237237.438	26922.209	110.150	101.6	1.6	NO	0.999	NO	bb
9	9 180307M1_14	Standard	250.000	4.75	516944.750	24920.957	259.292	241.4	-3.4	NO	0.999	NO	bb
10	10 180307M1_15	Standard	500.000	4.75	990949.813	23305.322	531.504	503.7	0.7	NO	0.999	NO	bb

**Compound name: PFOSA**

Correlation coefficient: r = 0.999687, r<sup>2</sup> = 0.999374

Calibration curve:  $0.904782 * x + -0.0377316$

Response type: Internal Std ( Ref 43 ), Area \* ( IS Conc. / IS Area )

Curve type: Linear, Origin: Exclude, Weighting: 1/x, Axis trans: None

	# Name	Type	Std. Conc	RT	Area	IS Area	Response	Conc.	%Dev	Conc. Flag	CoD	CoD Flag	x=excluded
1	1 180307M1_6	Standard	0.250	4.83	68.302	4919.574	0.174	0.2	-6.6	NO	0.999	NO	bb
2	2 180307M1_7	Standard	0.500	4.83	141.983	5854.420	0.303	0.4	-24.6	NO	0.999	NO	bb
3	3 180307M1_8	Standard	1.000	4.83	392.712	4777.905	1.027	1.2	17.7	NO	0.999	NO	bb
4	4 180307M1_9	Standard	2.000	4.83	877.259	5815.987	1.885	2.1	6.3	NO	0.999	NO	bb
5	5 180307M1_10	Standard	5.000	4.83	2162.952	5906.317	4.578	5.1	2.0	NO	0.999	NO	bb
6	6 180307M1_11	Standard	10.000	4.83	4224.673	5900.859	8.949	9.9	-0.7	NO	0.999	NO	bb
7	7 180307M1_12	Standard	50.000	4.83	20369.197	5435.145	46.846	51.8	3.6	NO	0.999	NO	bb
8	8 180307M1_13	Standard	100.000	4.83	38589.398	5248.169	91.912	101.6	1.6	NO	0.999	NO	bb
9	9 180307M1_14	Standard	250.000	4.83	89314.445	4805.989	232.300	256.8	2.7	NO	0.999	NO	bb
10	10 180307M1_15	Standard	500.000	4.83	159290.625	4495.495	442.917	489.6	-2.1	NO	0.999	NO	bb

Dataset: F:\Projects\PFAS.PRO\Results\180307M1\180307M1-CRV\_B.qld

Last Altered: Thursday, March 08, 2018 11:45:01 Pacific Standard Time

Printed: Thursday, March 08, 2018 11:54:45 Pacific Standard Time

**Compound name: L-PFOS**

Coefficient of Determination: R<sup>2</sup> = 0.994319

Calibration curve: -0.000338774 \* x<sup>2</sup> + 1.09806 \* x + -0.250673

Response type: Internal Std ( Ref 44 ), Area \* ( IS Conc. / IS Area )

Curve type: 2nd Order, Origin: Exclude, Weighting: 1/x, Axis trans: None

	# Name	Type	Std. Conc	RT	Area	IS Area	Response	Conc.	%Dev	Conc. Flag	CoD	CoD Flag	x=excluded
1	1 180307M1_6	Standard	0.250	4.83	120.573	6218.598	0.242	0.4	79.6	YES	0.994	NO	MMX
2	2 180307M1_7	Standard	0.500	4.84	193.438	5402.603	0.448	0.6	27.2	NO	0.994	NO	MM
3	3 180307M1_8	Standard	1.000	4.84	431.908	5358.291	1.008	1.1	14.6	NO	0.994	NO	MM
4	4 180307M1_9	Standard	2.000	4.84	903.797	6202.607	1.821	1.9	-5.6	NO	0.994	NO	MM
5	5 180307M1_10	Standard	5.000	4.83	2217.358	5824.164	4.759	4.6	-8.6	NO	0.994	NO	MM
6	6 180307M1_11	Standard	10.000	4.84	4180.268	6158.780	8.484	8.0	-20.3	NO	0.994	NO	MM
7	7 180307M1_12	Standard	50.000	4.84	22783.447	6672.159	42.684	39.6	-20.8	NO	0.994	NO	MM
8	8 180307M1_13	Standard	100.000	4.84	44142.723	4623.723	119.338	112.8	12.8	NO	0.994	NO	MM
9	9 180307M1_14	Standard	250.000	4.83	108981.984	5302.071	256.933	254.1	1.7	NO	0.994	NO	MM
10	10 180307M1_15	Standard	500.000	4.84	189897.953	5152.529	460.691	495.5	-0.9	NO	0.994	NO	MM

**Compound name: PFDA**

Coefficient of Determination: R<sup>2</sup> = 0.999780

Calibration curve: -6.20967e-005 \* x<sup>2</sup> + 1.04357 \* x + -0.0162735

Response type: Internal Std ( Ref 45 ), Area \* ( IS Conc. / IS Area )

Curve type: 2nd Order, Origin: Exclude, Weighting: 1/x, Axis trans: None

	# Name	Type	Std. Conc	RT	Area	IS Area	Response	Conc.	%Dev	Conc. Flag	CoD	CoD Flag	x=excluded
1	1 180307M1_6	Standard	0.250	5.13	672.493	32127.043	0.262	0.3	6.5	NO	1.000	NO	bb
2	2 180307M1_7	Standard	0.500	5.13	1368.085	29907.893	0.572	0.6	12.7	NO	1.000	NO	bb
3	3 180307M1_8	Standard	1.000	5.13	2428.212	29472.965	1.030	1.0	0.3	NO	1.000	NO	bb
4	4 180307M1_9	Standard	2.000	5.13	4732.571	30351.541	1.949	1.9	-5.8	NO	1.000	NO	MM
5	5 180307M1_10	Standard	5.000	5.13	11324.261	30573.939	4.630	4.5	-10.9	NO	1.000	NO	bb
6	6 180307M1_11	Standard	10.000	5.13	25269.264	30867.145	10.233	9.8	-1.7	NO	1.000	NO	bb
7	7 180307M1_12	Standard	50.000	5.13	119313.797	29028.256	51.378	49.4	-1.2	NO	1.000	NO	bb
8	8 180307M1_13	Standard	100.000	5.13	211911.969	25858.994	102.436	98.8	-1.2	NO	1.000	NO	bb
9	9 180307M1_14	Standard	250.000	5.13	562568.625	26867.529	261.733	254.7	1.9	NO	1.000	NO	bb
10	10 180307M1_15	Standard	500.000	5.13	921938.875	22856.254	504.205	497.9	-0.4	NO	1.000	NO	bb

Dataset: F:\Projects\PFAS.PRO\Results\180307M1\180307M1-CRV\_B.qld

Last Altered: Thursday, March 08, 2018 11:45:01 Pacific Standard Time

Printed: Thursday, March 08, 2018 11:54:45 Pacific Standard Time

**Compound name: 8:2 FTS**

Coefficient of Determination: R<sup>2</sup> = 0.994918

Calibration curve: -0.00295158 \* x<sup>2</sup> + 1.22018 \* x + -0.0610347

Response type: Internal Std ( Ref 46 ), Area \* ( IS Conc. / IS Area )

Curve type: 2nd Order, Origin: Exclude, Weighting: 1/x, Axis trans: None

	# Name	Type	Std. Conc	RT	Area	IS Area	Response	Conc	%Dev	Conc. Flag	CoD	CoD Flag	x=excluded
1	1 180307M1_6	Standard	0.250	5.10	60.911	4436.534	0.172	0.2	-23.7	NO	0.995	NO	bb
2	2 180307M1_7	Standard	0.500	5.10	226.140	4952.358	0.571	0.5	3.7	NO	0.995	NO	bb
3	3 180307M1_8	Standard	1.000	5.10	422.174	4793.113	1.101	1.0	-4.5	NO	0.995	NO	bb
4	4 180307M1_9	Standard	2.000	5.10	935.866	4727.313	2.475	2.1	4.4	NO	0.995	NO	bb
5	5 180307M1_10	Standard	5.000	5.10	2545.281	4725.578	6.733	5.6	12.9	NO	0.995	NO	bb
6	6 180307M1_11	Standard	10.000	5.10	5179.146	4818.434	13.436	11.4	13.7	NO	0.995	NO	bb
7	7 180307M1_12	Standard	50.000	5.10	23219.115	5893.292	49.249	45.4	-9.2	NO	0.995	NO	bb
8	8 180307M1_13	Standard	100.000	5.10	49911.289	6608.832	94.403	103.2	3.2	NO	0.995	NO	bb
9	9 180307M1_14	Standard	250.000	5.10	107314.234	8570.097	156.524			NO	0.995	YES	bbXI
10	10 180307M1_15	Standard	500.000	5.10	179979.203	11495.512	195.706			NO	0.995	YES	bbXI

**Compound name: PFNS**

Coefficient of Determination: R<sup>2</sup> = 0.991720

Calibration curve: -0.000412847 \* x<sup>2</sup> + 0.839919 \* x + -0.0462231

Response type: Internal Std ( Ref 44 ), Area \* ( IS Conc. / IS Area )

Curve type: 2nd Order, Origin: Exclude, Weighting: 1/x, Axis trans: None

	# Name	Type	Std. Conc	RT	Area	IS Area	Response	Conc	%Dev	Conc. Flag	CoD	CoD Flag	x=excluded
1	1 180307M1_6	Standard	0.250	5.19	94.992	6218.598	0.191	0.3	13.0	NO	0.992	NO	MM
2	2 180307M1_7	Standard	0.500	5.19	168.218	5402.603	0.389	0.5	3.7	NO	0.992	NO	MM
3	3 180307M1_8	Standard	1.000	5.19	338.118	5358.291	0.789	1.0	-0.5	NO	0.992	NO	MM
4	4 180307M1_9	Standard	2.000	5.19	860.757	6202.607	1.735	2.1	6.1	NO	0.992	NO	MM
5	5 180307M1_10	Standard	5.000	5.19	1813.215	5824.164	3.892	4.7	-6.0	NO	0.992	NO	MM
6	6 180307M1_11	Standard	10.000	5.19	3570.281	6158.780	7.246	8.7	-12.8	NO	0.992	NO	MM
7	7 180307M1_12	Standard	50.000	5.19	17853.510	6672.159	33.448	40.7	-18.6	NO	0.992	NO	MM
8	8 180307M1_13	Standard	100.000	5.19	34964.621	4623.723	94.525	119.6	19.6	NO	0.992	NO	MM
9	9 180307M1_14	Standard	250.000	5.19	74801.063	5302.071	176.349	237.8	-4.9	NO	0.992	NO	bb
10	10 180307M1_15	Standard	500.000	5.19	131254.031	5152.529	318.421	504.0	0.8	NO	0.992	NO	bb



Dataset: F:\Projects\PFAS.PRO\Results\180307M1\180307M1-CRV\_B.qld

Last Altered: Thursday, March 08, 2018 11:45:01 Pacific Standard Time

Printed: Thursday, March 08, 2018 11:54:45 Pacific Standard Time

**Compound name: N-MeFOSAA**

Coefficient of Determination: R<sup>2</sup> = 0.998758

Calibration curve: -0.000457124 \* x<sup>2</sup> + 1.40516 \* x + -0.13662

Response type: Internal Std ( Ref 47 ), Area \* ( IS Conc. / IS Area )

Curve type: 2nd Order, Origin: Include, Weighting: 1/x, Axis trans: None

#	Name	Type	Std. Conc	RT	Area	IS Area	Response	Conc.	%Dev	Conc. Flag	CoD	CoD Flag	x=excluded
1	1 180307M1_6	Standard	0.250	5.28	231.026	12769.586	0.226	0.3	3.3	NO	0.999	NO	bb
2	2 180307M1_7	Standard	0.500	5.28	621.922	13283.781	0.585	0.5	2.8	NO	0.999	NO	bb
3	3 180307M1_8	Standard	1.000	5.28	1328.996	13534.502	1.227	1.0	-2.9	NO	0.999	NO	bb
4	4 180307M1_9	Standard	2.000	5.28	2584.361	13209.920	2.445	1.8	-8.1	NO	0.999	NO	bb
5	5 180307M1_10	Standard	5.000	5.28	5794.981	13529.389	5.354	3.9	-21.7	NO	0.999	NO	bb
6	6 180307M1_11	Standard	10.000	5.28	11790.840	13214.723	11.153	8.1	-19.4	NO	0.999	NO	bb
7	7 180307M1_12	Standard	50.000	5.28	66926.688	11444.004	73.102	53.0	6.1	NO	0.999	NO	bb
8	8 180307M1_13	Standard	100.000	5.28	118359.789	10681.306	138.513	102.1	2.1	NO	0.999	NO	bb
9	9 180307M1_14	Standard	250.000	5.28	296684.406	11602.172	319.643	247.5	-1.0	NO	0.999	NO	bb
10	10 180307M1_15	Standard	500.000	5.28	503771.844	10695.817	588.749	500.6	0.1	NO	0.999	NO	bb

**Compound name: N-EtFOSAA**

Coefficient of Determination: R<sup>2</sup> = 0.999877

Calibration curve: 1.29194e-005 \* x<sup>2</sup> + 0.891664 \* x + -0.0100899

Response type: Internal Std ( Ref 48 ), Area \* ( IS Conc. / IS Area )

Curve type: 2nd Order, Origin: Include, Weighting: 1/x, Axis trans: None

#	Name	Type	Std. Conc	RT	Area	IS Area	Response	Conc.	%Dev	Conc. Flag	CoD	CoD Flag	x=excluded
1	1 180307M1_6	Standard	0.250	5.44	201.690	12905.796	0.195	0.2	-7.8	NO	1.000	NO	bb
2	2 180307M1_7	Standard	0.500	5.44	501.202	13542.944	0.463	0.5	6.0	NO	1.000	NO	bb
3	3 180307M1_8	Standard	1.000	5.45	825.321	12214.951	0.845	1.0	-4.2	NO	1.000	NO	bb
4	4 180307M1_9	Standard	2.000	5.44	2073.798	15160.477	1.710	1.9	-3.6	NO	1.000	NO	bb
5	5 180307M1_10	Standard	5.000	5.44	5188.788	13800.334	4.700	5.3	5.6	NO	1.000	NO	bb
6	6 180307M1_11	Standard	10.000	5.44	10031.744	14121.495	8.880	10.0	-0.3	NO	1.000	NO	bb
7	7 180307M1_12	Standard	50.000	5.44	46280.875	13212.187	43.786	49.1	-1.8	NO	1.000	NO	bb
8	8 180307M1_13	Standard	100.000	5.44	91323.781	12503.156	91.301	102.3	2.3	NO	1.000	NO	bb
9	9 180307M1_14	Standard	250.000	5.44	192138.734	10833.138	221.703	247.8	-0.9	NO	1.000	NO	bb
10	10 180307M1_15	Standard	500.000	5.44	368677.906	10247.096	449.735	500.8	0.2	NO	1.000	NO	bb

Dataset: F:\Projects\PFAS.PRO\Results\180307M1\180307M1-CRV\_B.qld

Last Altered: Thursday, March 08, 2018 11:45:01 Pacific Standard Time

Printed: Thursday, March 08, 2018 11:54:45 Pacific Standard Time

**Compound name: PFUdA**

Coefficient of Determination: R<sup>2</sup> = 0.999365

Calibration curve: -0.0001944 \* x<sup>2</sup> + 0.983025 \* x + 0.00199177

Response type: Internal Std ( Ref 49 ), Area \* ( IS Conc. / IS Area )

Curve type: 2nd Order, Origin: Exclude, Weighting: 1/x, Axis trans: None

	# Name	Type	Std. Conc	RT	Area	IS Area	Response	Conc.	%Dev	Conc. Flag	CoD	CoD Flag	x=excluded
1	1 180307M1_6	Standard	0.250	5.45	819.011	36079.578	0.284	0.3	14.7	NO	0.999	NO	bb
2	2 180307M1_7	Standard	0.500	5.45	1443.576	32323.082	0.558	0.6	13.2	NO	0.999	NO	bb
3	3 180307M1_8	Standard	1.000	5.45	2473.897	29942.510	1.033	1.0	4.9	NO	0.999	NO	bb
4	4 180307M1_9	Standard	2.000	5.45	4914.774	33651.383	1.826	1.9	-7.2	NO	0.999	NO	bb
5	5 180307M1_10	Standard	5.000	5.45	11640.383	35294.609	4.123	4.2	-16.1	NO	0.999	NO	bb
6	6 180307M1_11	Standard	10.000	5.45	24065.094	34164.020	8.805	9.0	-10.3	NO	0.999	NO	bb
7	7 180307M1_12	Standard	50.000	5.45	124200.180	31519.117	49.256	50.6	1.2	NO	0.999	NO	bb
8	8 180307M1_13	Standard	100.000	5.45	240535.875	31975.871	94.030	97.5	-2.5	NO	0.999	NO	bb
9	9 180307M1_14	Standard	250.000	5.45	534488.000	27861.021	239.801	257.0	2.8	NO	0.999	NO	MM
10	10 180307M1_15	Standard	500.000	5.45	965564.938	27415.012	440.254	496.6	-0.7	NO	0.999	NO	MM

**Compound name: PFDS**

Coefficient of Determination: R<sup>2</sup> = 0.999590

Calibration curve: -5.63643e-005 \* x<sup>2</sup> + 0.187713 \* x + -0.00532475

Response type: Internal Std ( Ref 49 ), Area \* ( IS Conc. / IS Area )

Curve type: 2nd Order, Origin: Exclude, Weighting: 1/x, Axis trans: None

	# Name	Type	Std. Conc	RT	Area	IS Area	Response	Conc.	%Dev	Conc. Flag	CoD	CoD Flag	x=excluded
1	1 180307M1_6	Standard	0.250	5.50	128.077	36079.578	0.044	0.3	5.9	NO	1.000	NO	bb
2	2 180307M1_7	Standard	0.500	5.50	258.120	32323.082	0.100	0.6	12.0	NO	1.000	NO	bb
3	3 180307M1_8	Standard	1.000	5.50	471.839	29942.510	0.197	1.1	7.8	NO	1.000	NO	bb
4	4 180307M1_9	Standard	2.000	5.50	882.476	33651.383	0.328	1.8	-11.2	NO	1.000	NO	bb
5	5 180307M1_10	Standard	5.000	5.50	2418.148	35294.609	0.856	4.6	-8.1	NO	1.000	NO	bb
6	6 180307M1_11	Standard	10.000	5.50	4865.538	34164.020	1.780	9.5	-4.6	NO	1.000	NO	bb
7	7 180307M1_12	Standard	50.000	5.50	22641.719	31519.117	8.979	48.6	-2.9	NO	1.000	NO	bb
8	8 180307M1_13	Standard	100.000	5.50	46072.840	31975.871	18.011	98.9	-1.1	NO	1.000	NO	bb
9	9 180307M1_14	Standard	250.000	5.50	99227.633	27861.021	44.519	257.0	2.8	NO	1.000	NO	bb
10	10 180307M1_15	Standard	500.000	5.50	173849.844	27415.012	79.268	496.3	-0.7	NO	1.000	NO	bb

Dataset: F:\Projects\PFAS.PRO\Results\180307M1\180307M1-CRV\_B.qld

Last Altered: Thursday, March 08, 2018 11:45:01 Pacific Standard Time  
 Printed: Thursday, March 08, 2018 11:54:45 Pacific Standard Time

**Compound name: PFD<sub>o</sub>A**

Coefficient of Determination: R<sup>2</sup> = 0.999730

Calibration curve:  $-6.9365e-005 * x^2 + 1.26593 * x + -0.0381542$

Response type: Internal Std ( Ref 50 ), Area \* ( IS Conc. / IS Area )

Curve type: 2nd Order, Origin: Exclude, Weighting: 1/x, Axis trans: None

	# Name	Type	Std. Conc	RT	Area	IS Area	Response	Conc.	%Dev	Conc. Flag	CoD	CoD Flag	x=excluded
1	1 180307M1_6	Standard	0.250	5.74	788.069	29503.223	0.334	0.3	17.6	NO	1.000	NO	bb
2	2 180307M1_7	Standard	0.500	5.74	1659.707	30381.654	0.683	0.6	13.9	NO	1.000	NO	bb
3	3 180307M1_8	Standard	1.000	5.74	2834.826	30715.730	1.154	0.9	-5.9	NO	1.000	NO	bb
4	4 180307M1_9	Standard	2.000	5.74	5204.625	30818.688	2.111	1.7	-15.1	NO	1.000	NO	bb
5	5 180307M1_10	Standard	5.000	5.74	14723.054	29651.736	6.207	4.9	-1.3	NO	1.000	NO	bb
6	6 180307M1_11	Standard	10.000	5.74	26850.352	29221.512	11.486	9.1	-8.9	NO	1.000	NO	bb
7	7 180307M1_12	Standard	50.000	5.74	141027.656	28221.455	62.465	49.5	-1.0	NO	1.000	NO	bb
8	8 180307M1_13	Standard	100.000	5.74	286203.094	28603.164	125.075	99.4	-0.6	NO	1.000	NO	bb
9	9 180307M1_14	Standard	250.000	5.74	677472.813	26673.678	317.482	254.4	1.7	NO	1.000	NO	bb
10	10 180307M1_15	Standard	500.000	5.74	1163532.125	23720.662	613.143	498.0	-0.4	NO	1.000	NO	bb

**Compound name: N-MeFOSA**

Coefficient of Determination: R<sup>2</sup> = 0.999527

Calibration curve:  $-9.8969e-005 * x^2 + 1.13559 * x + 0.156829$

Response type: Internal Std ( Ref 51 ), Area \* ( IS Conc. / IS Area )

Curve type: 2nd Order, Origin: Include, Weighting: 1/x, Axis trans: None

	# Name	Type	Std. Conc	RT	Area	IS Area	Response	Conc.	%Dev	Conc. Flag	CoD	CoD Flag	x=excluded
1	1 180307M1_6	Standard	1.250	5.98	321.101	31873.602	1.511	1.2	-4.6	NO	1.000	NO	MM
2	2 180307M1_7	Standard	2.500	5.98	613.276	31876.275	2.886	2.4	-3.9	NO	1.000	NO	bb
3	3 180307M1_8	Standard	5.000	5.98	1254.957	31089.428	6.055	5.2	3.9	NO	1.000	NO	bb
4	4 180307M1_9	Standard	10.000	5.98	2666.718	32532.418	12.296	10.7	7.0	NO	1.000	NO	bb
5	5 180307M1_10	Standard	25.000	5.98	6368.076	32350.680	29.527	25.9	3.7	NO	1.000	NO	bb
6	6 180307M1_11	Standard	50.000	5.98	12561.688	32294.211	58.346	51.5	2.9	NO	1.000	NO	bb
7	7 180307M1_12	Standard	250.000	5.98	60334.195	32064.432	282.248	254.0	1.6	NO	1.000	NO	bb
8	8 180307M1_13	Standard	500.000	5.98	118917.266	31968.764	557.969	514.3	2.9	NO	1.000	NO	bb
9	9 180307M1_14	Standard	1250.000	5.98	255110.188	31199.273	1226.520	1206.9	-3.4	NO	1.000	NO	bb
10	10 180307M1_15	Standard	2500.000	5.98	442311.594	29666.994	2236.382	2524.8	1.0	NO	1.000	NO	bb

Dataset: F:\Projects\PFAS.PRO\Results\180307M1\180307M1-CRV\_B.qld

Last Altered: Thursday, March 08, 2018 11:45:01 Pacific Standard Time

Printed: Thursday, March 08, 2018 11:54:45 Pacific Standard Time

**Compound name: PFTrDA**

Coefficient of Determination:  $R^2 = 0.999101$

Calibration curve:  $-0.000245862 * x^2 + 1.25843 * x + -0.0168375$

Response type: Internal Std ( Ref 50 ), Area \* ( IS Conc. / IS Area )

Curve type: 2nd Order, Origin: Exclude, Weighting: 1/x, Axis trans: None

	# Name	Type	Std. Conc	RT	Area	IS Area	Response	Conc.	%Dev	Conc. Flag	CoD	CoD Flag	x=excluded
1	1 180307M1_6	Standard	0.250	5.99	762.964	29503.223	0.323	0.3	8.1	NO	0.999	NO	bb
2	2 180307M1_7	Standard	0.500	5.99	1408.275	30381.654	0.579	0.5	-5.2	NO	0.999	NO	bb
3	3 180307M1_8	Standard	1.000	5.99	3057.258	30715.730	1.244	1.0	0.2	NO	0.999	NO	bb
4	4 180307M1_9	Standard	2.000	5.99	5710.401	30818.688	2.316	1.9	-7.3	NO	0.999	NO	bb
5	5 180307M1_10	Standard	5.000	5.99	15057.992	29651.736	6.348	5.1	1.3	NO	0.999	NO	bb
6	6 180307M1_11	Standard	10.000	5.99	30155.027	29221.512	12.899	10.3	2.8	NO	0.999	NO	bb
7	7 180307M1_12	Standard	50.000	5.99	135028.391	28221.455	59.808	48.0	-4.0	NO	0.999	NO	bb
8	8 180307M1_13	Standard	100.000	5.99	300526.906	28603.164	131.335	106.6	6.6	NO	0.999	NO	bb
9	9 180307M1_14	Standard	250.000	5.99	619817.000	26673.678	290.463	242.3	-3.1	NO	0.999	NO	bb
10	10 180307M1_15	Standard	500.000	5.99	1083102.500	23720.662	570.759	503.0	0.6	NO	0.999	NO	bb

**Compound name: PFTeDA**

Coefficient of Determination:  $R^2 = 0.990777$

Calibration curve:  $-0.000370554 * x^2 + 1.22758 * x + 0.0982476$

Response type: Internal Std ( Ref 52 ), Area \* ( IS Conc. / IS Area )

Curve type: 2nd Order, Origin: Exclude, Weighting: 1/x, Axis trans: None

*DM 3/9/18*

	# Name	Type	Std. Conc	RT	Area	IS Area	Response	Conc.	%Dev	Conc. Flag	CoD	CoD Flag	x=excluded
1	1 180307M1_6	Standard	0.250	6.21	682.613	25854.600	0.330	0.2	-24.5	NO	0.991	NO	bb
2	2 180307M1_7	Standard	0.500	6.21	1299.934	20066.039	0.810	0.6	15.9	NO	0.991	NO	bb
3	3 180307M1_8	Standard	1.000	6.21	1986.297	23711.734	1.047	0.8	-22.7	NO	0.991	NO	bb
4	4 180307M1_9	Standard	2.000	6.21	5476.002	25239.217	2.712	2.1	6.5	NO	0.991	NO	bb
5	5 180307M1_10	Standard	5.000	6.21	11078.947	22316.645	6.206	5.0	-0.3	NO	0.991	NO	bb
6	6 180307M1_11	Standard	10.000	6.21	26268.316	23169.928	14.172	11.5	15.0	NO	0.991	NO	bb
7	7 180307M1_12	Standard	50.000	6.21	121873.633	23849.846	63.875	52.8	5.6	NO	0.991	NO	bb
8	8 180307M1_13	Standard	100.000	6.21	225933.156	20601.824	137.083	115.6	15.6	NO	0.991	NO	bb
9	9 180307M1_14	Standard	250.000	6.21	459002.594	23342.805	245.794	214.0	-14.4	NO	0.991	NO	db
10	10 180307M1_15	Standard	500.000	6.21	890696.375	20759.713	536.313	517.7	3.5	NO	0.991	NO	bb

Dataset: F:\Projects\PFAS.PRO\Results\180307M1\180307M1-CRV\_B.qld

Last Altered: Thursday, March 08, 2018 13:04:56 Pacific Standard Time

Printed: Thursday, March 08, 2018 13:07:12 Pacific Standard Time

**Compound name: PFTeDA**

Coefficient of Determination: R<sup>2</sup> = 0.996740

Calibration curve:  $-0.00192136 * x^2 + 1.47424 * x + -0.106072$

Response type: Internal Std ( Ref 52 ), Area \* ( IS Conc. / IS Area )

Curve type: 2nd Order, Origin: Exclude, Weighting: 1/x, Axis trans: None

#	Name	Type	Std. Conc	RT	Area	IS Area	Response	Conc.	%Dev	Conc. Flag	CoD	CoD Flag	x=excluded
1	1 180307M1_6	Standard	0.250	6.21	682.613	25854.600	0.330	0.3	18.4	NO	0.997	NO	bb
2	2 180307M1_7	Standard	0.500	6.21	1299.934	20066.039	0.810	0.6	24.3	NO	0.997	NO	bb
3	3 180307M1_8	Standard	1.000	6.21	1986.297	23711.734	1.047	0.8	-21.7	NO	0.997	NO	bb
4	4 180307M1_9	Standard	2.000	6.21	5476.002	25239.217	2.712	1.9	-4.2	NO	0.997	NO	bb
5	5 180307M1_10	Standard	5.000	6.21	11078.947	22316.645	6.206	4.3	-13.9	NO	0.997	NO	bb
6	6 180307M1_11	Standard	10.000	6.21	26268.316	23169.928	14.172	9.8	-1.9	NO	0.997	NO	bb
7	7 180307M1_12	Standard	50.000	6.21	121873.633	23849.846	63.875	46.2	-7.6	NO	0.997	NO	bb
8	8 180307M1_13	Standard	100.000	6.21	225933.156	20601.824	137.083	108.4	8.4	NO	0.997	NO	bb
9	9 180307M1_14	Standard	250.000	6.21	459002.594	23342.805	245.794	245.1	-2.0	NO	0.997	NO	db
10	10 180307M1_15	Standard	500.000	6.21	890696.375	20759.713	536.313			NO	0.997	NO	bbXI

**Compound name: N-EtFOSA**

Coefficient of Determination: R<sup>2</sup> = 0.999937

Calibration curve:  $-5.02335e-005 * x^2 + 0.998781 * x + 0.131582$

Response type: Internal Std ( Ref 53 ), Area \* ( IS Conc. / IS Area )

Curve type: 2nd Order, Origin: Exclude, Weighting: 1/x, Axis trans: None

*Qm 3/8/18*

#	Name	Type	Std. Conc	RT	Area	IS Area	Response	Conc.	%Dev	Conc. Flag	CoD	CoD Flag	x=excluded
1	1 180307M1_6	Standard	1.250	6.38	380.131	45999.805	1.240	1.1	-11.2	NO	1.000	NO	bb
2	2 180307M1_7	Standard	2.500	6.38	861.575	47599.844	2.715	2.6	3.5	NO	1.000	NO	bb
3	3 180307M1_8	Standard	5.000	6.38	1587.857	47284.527	5.037	4.9	-1.7	NO	1.000	NO	bb
4	4 180307M1_9	Standard	10.000	6.38	3395.976	48261.289	10.555	10.4	4.4	NO	1.000	NO	bb
5	5 180307M1_10	Standard	25.000	6.38	7787.613	46375.184	25.189	25.1	0.5	NO	1.000	NO	bb
6	6 180307M1_11	Standard	50.000	6.38	16504.201	47580.867	52.030	52.1	4.2	NO	1.000	NO	db
7	7 180307M1_12	Standard	250.000	6.38	76680.508	45950.070	250.317	253.7	1.5	NO	1.000	NO	bb
8	8 180307M1_13	Standard	500.000	6.38	145174.781	45006.234	483.849	496.7	-0.7	NO	1.000	NO	bb
9	9 180307M1_14	Standard	1250.000	6.38	319816.563	41225.855	1163.650	1242.6	-0.6	NO	1.000	NO	bb
10	10 180307M1_15	Standard	2500.000	6.38	545861.313	37446.316	2186.575	2504.6	0.2	NO	1.000	NO	bb

Dataset: F:\Projects\PFAS.PRO\Results\180307M1\180307M1-CRV\_B.qld

Last Altered: Thursday, March 08, 2018 11:45:01 Pacific Standard Time  
 Printed: Thursday, March 08, 2018 11:54:45 Pacific Standard Time

**Compound name: N-EtFOSA**

Coefficient of Determination: R<sup>2</sup> = 0.999937

Calibration curve:  $-5.02335e-005 * x^2 + 0.998781 * x + 0.131582$

Response type: Internal Std ( Ref 53 ), Area \* ( IS Conc. / IS Area )

Curve type: 2nd Order, Origin: Exclude, Weighting: 1/x, Axis trans: None

	# Name	Type	Std. Conc	RT	Area	IS Area	Response	Conc.	%Dev	Conc. Flag	CoD	CoD Flag	x=excluded
1	1 180307M1_6	Standard	1.250	6.38	380.131	45999.805	1.240	1.1	-11.2	NO	1.000	NO	bb
2	2 180307M1_7	Standard	2.500	6.38	861.575	47599.844	2.715	2.6	3.5	NO	1.000	NO	bb
3	3 180307M1_8	Standard	5.000	6.38	1587.857	47284.527	5.037	4.9	-1.7	NO	1.000	NO	bb
4	4 180307M1_9	Standard	10.000	6.38	3395.976	48261.289	10.555	10.4	4.4	NO	1.000	NO	bb
5	5 180307M1_10	Standard	25.000	6.38	7787.613	46375.184	25.189	25.1	0.5	NO	1.000	NO	bb
6	6 180307M1_11	Standard	50.000	6.38	16504.201	47580.867	52.030	52.1	4.2	NO	1.000	NO	db
7	7 180307M1_12	Standard	250.000	6.38	76680.508	45950.070	250.317	253.7	1.5	NO	1.000	NO	bb
8	8 180307M1_13	Standard	500.000	6.38	145174.781	45006.234	483.849	496.7	-0.7	NO	1.000	NO	bb
9	9 180307M1_14	Standard	1250.000	6.38	319816.563	41225.855	1163.650	1242.6	-0.6	NO	1.000	NO	bb
10	10 180307M1_15	Standard	2500.000	6.38	545861.313	37446.316	2186.575	2504.6	0.2	NO	1.000	NO	bb

**Compound name: PFHxDA**

Coefficient of Determination: R<sup>2</sup> = 0.999708

Calibration curve:  $-0.000278545 * x^2 + 0.441894 * x + 0.0447249$

Response type: Internal Std ( Ref 54 ), Area \* ( IS Conc. / IS Area )

Curve type: 2nd Order, Origin: Exclude, Weighting: 1/x, Axis trans: None

	# Name	Type	Std. Conc	RT	Area	IS Area	Response	Conc.	%Dev	Conc. Flag	CoD	CoD Flag	x=excluded
1	1 180307M1_6	Standard	0.250	6.54	504.158	17691.029	0.142	0.2	-11.5	NO	1.000	NO	bb
2	2 180307M1_7	Standard	0.500	6.54	1018.851	17166.857	0.297	0.6	14.1	NO	1.000	NO	bb
3	3 180307M1_8	Standard	1.000	6.55	1941.653	18929.229	0.513	1.1	6.0	NO	1.000	NO	bb
4	4 180307M1_9	Standard	2.000	6.55	3731.432	20879.078	0.894	1.9	-3.8	NO	1.000	NO	MM
5	5 180307M1_10	Standard	5.000	6.54	8557.067	19528.982	2.191	4.9	-2.6	NO	1.000	NO	bb
6	6 180307M1_11	Standard	10.000	6.54	16432.266	19595.674	4.193	9.4	-5.6	NO	1.000	NO	MM
7	7 180307M1_12	Standard	50.000	6.54	75667.555	16901.379	22.385	52.3	4.6	NO	1.000	NO	bb
8	8 180307M1_13	Standard	100.000	6.54	148721.766	18017.502	41.271	99.5	-0.5	NO	1.000	NO	bb
9	9 180307M1_14	Standard	250.000	6.54	342528.500	18562.684	92.263	247.2	-1.1	NO	1.000	NO	bb
10	10 180307M1_15	Standard	500.000	6.55	551063.688	18159.881	151.726	502.3	0.5	NO	1.000	NO	bb

Dataset: F:\Projects\PFAS.PRO\Results\180307M1\180307M1-CRV\_B.qld

Last Altered: Thursday, March 08, 2018 11:45:01 Pacific Standard Time  
 Printed: Thursday, March 08, 2018 11:54:45 Pacific Standard Time

**Compound name: PFODA**

Coefficient of Determination: R<sup>2</sup> = 0.999091

Calibration curve:  $-0.000428953 * x^2 + 0.776714 * x + -0.0227857$

Response type: Internal Std ( Ref 54 ), Area \* ( IS Conc. / IS Area )

Curve type: 2nd Order, Origin: Include, Weighting: 1/x, Axis trans: None

	# Name	Type	Std. Conc	RT	Area	IS Area	Response	Conc.	%Dev	Conc. Flag	CoD	CoD Flag	x=excluded
1	1 180307M1_6	Standard	0.250	6.78	673.743	17691.029	0.190	0.3	9.8	NO	0.999	NO	bb
2	2 180307M1_7	Standard	0.500	6.78	1361.136	17166.857	0.396	0.5	8.0	NO	0.999	NO	bb
3	3 180307M1_8	Standard	1.000	6.78	2484.968	18929.229	0.656	0.9	-12.5	NO	0.999	NO	bb
4	4 180307M1_9	Standard	2.000	6.78	5903.179	20879.078	1.414	1.9	-7.4	NO	0.999	NO	bb
5	5 180307M1_10	Standard	5.000	6.78	14046.558	19528.982	3.596	4.7	-6.6	NO	0.999	NO	bb
6	6 180307M1_11	Standard	10.000	6.78	27304.969	19595.674	6.967	9.0	-9.6	NO	0.999	NO	bb
7	7 180307M1_12	Standard	50.000	6.78	135819.141	16901.379	40.180	53.3	6.7	NO	0.999	NO	bb
8	8 180307M1_13	Standard	100.000	6.78	270097.531	18017.502	74.954	102.3	2.3	NO	0.999	NO	bb
9	9 180307M1_14	Standard	250.000	6.78	603911.625	18562.684	162.668	241.7	-3.3	NO	0.999	NO	bb
10	10 180307M1_15	Standard	500.000	6.78	1027448.563	18159.881	282.890	505.2	1.0	NO	0.999	NO	bb

**Compound name: N-MeFOSE**

Coefficient of Determination: R<sup>2</sup> = 0.999493

Calibration curve:  $-1.76031e-005 * x^2 + 0.909327 * x + 0.284381$

Response type: Internal Std ( Ref 55 ), Area \* ( IS Conc. / IS Area )

Curve type: 2nd Order, Origin: Exclude, Weighting: 1/x, Axis trans: None

	# Name	Type	Std. Conc	RT	Area	IS Area	Response	Conc.	%Dev	Conc. Flag	CoD	CoD Flag	x=excluded
1	1 180307M1_6	Standard	1.250	6.51	293.785	32477.299	1.357	1.2	-5.6	NO	0.999	NO	MM
2	2 180307M1_7	Standard	2.500	6.51	564.032	34041.594	2.485	2.4	-3.2	NO	0.999	NO	bb
3	3 180307M1_8	Standard	5.000	6.51	1098.055	34844.875	4.727	4.9	-2.3	NO	0.999	NO	bb
4	4 180307M1_9	Standard	10.000	6.51	2297.429	33710.641	10.223	10.9	9.3	NO	0.999	NO	bb
5	5 180307M1_10	Standard	25.000	6.51	5880.775	40497.918	21.782	23.7	-5.4	NO	0.999	NO	bb
6	6 180307M1_11	Standard	50.000	6.51	12704.530	38019.125	50.124	54.9	9.7	NO	0.999	NO	bb
7	7 180307M1_12	Standard	250.000	6.51	54219.332	37215.945	218.533	241.1	-3.5	NO	0.999	NO	bb
8	8 180307M1_13	Standard	500.000	6.51	117174.961	38618.633	455.123	505.1	1.0	NO	0.999	NO	bb
9	9 180307M1_14	Standard	1250.000	6.51	274831.813	37171.352	1109.047	1249.5	-0.0	NO	0.999	NO	MM
10	10 180307M1_15	Standard	2500.000	6.51	589420.625	30326.441	2915.380	3434.1	37.4	YES	0.999	NO	bbX

Dataset: F:\Projects\PFAS.PRO\Results\180307M1\180307M1-CRV\_B.qld

Last Altered: Thursday, March 08, 2018 11:45:01 Pacific Standard Time

Printed: Thursday, March 08, 2018 11:54:45 Pacific Standard Time

**Compound name: N-EtFOSE**

Correlation coefficient:  $r = 0.997737$ ,  $r^2 = 0.995479$

Calibration curve:  $1.14523 * x + 0.0635125$

Response type: Internal Std ( Ref 56 ), Area \* ( IS Conc. / IS Area )

Curve type: Linear, Origin: Exclude, Weighting: 1/x, Axis trans: None

	# Name	Type	Std. Conc	RT	Area	IS Area	Response	Conc.	%Dev	Conc. Flag	CoD	CoD Flag	x=excluded
1	1 180307M1_6	Standard	1.250	6.66	335.230	31836.859	1.579	1.3	5.9	NO	0.995	NO	bb
2	2 180307M1_7	Standard	2.500	6.66	573.730	34272.461	2.511	2.1	-14.5	NO	0.995	NO	bb
3	3 180307M1_8	Standard	5.000	6.66	1281.841	34332.547	5.600	4.8	-3.3	NO	0.995	NO	bb
4	4 180307M1_9	Standard	10.000	6.66	2723.358	31726.926	12.876	11.2	11.9	NO	0.995	NO	bb
5	5 180307M1_10	Standard	25.000	6.66	6842.839	31259.656	32.835	28.6	14.5	NO	0.995	NO	MM
6	6 180307M1_11	Standard	50.000	6.66	13307.713	36738.668	54.334	47.4	-5.2	NO	0.995	NO	bb
7	7 180307M1_12	Standard	250.000	6.65	69324.695	36722.395	283.171	247.2	-1.1	NO	0.995	NO	bb
8	8 180307M1_13	Standard	500.000	6.66	119417.531	36858.855	485.979	424.3	-15.1	NO	0.995	NO	MM
9	9 180307M1_14	Standard	1250.000	6.66	310575.813	30130.947	1546.130	1350.0	8.0	NO	0.995	NO	bb
10	10 180307M1_15	Standard	2500.000	6.66	576508.938	30486.617	2836.534	2476.8	-0.9	NO	0.995	NO	MM

**Compound name: 13C3-PFBA**

Response Factor: 0.828882

RRF SD: 0.0202927, Relative SD: 2.44821

Response type: Internal Std ( Ref 57 ), Area \* ( IS Conc. / IS Area )

Curve type: RF

	# Name	Type	Std. Conc	RT	Area	IS Area	Response	Conc.	%Dev	Conc. Flag	CoD	CoD Flag	x=excluded
1	1 180307M1_6	Standard	12.500	1.44	9824.608	11913.019	10.309	12.4	-0.5	NO		NO	MM
2	2 180307M1_7	Standard	12.500	1.44	9895.282	11670.860	10.598	12.8	2.3	NO		NO	MM
3	3 180307M1_8	Standard	12.500	1.44	10102.556	12513.510	10.092	12.2	-2.6	NO		NO	MM
4	4 180307M1_9	Standard	12.500	1.44	9841.975	12063.313	10.198	12.3	-1.6	NO		NO	bb
5	5 180307M1_10	Standard	12.500	1.45	9842.197	11733.447	10.485	12.6	1.2	NO		NO	MM
6	6 180307M1_11	Standard	12.500	1.44	10122.453	12087.994	10.467	12.6	1.0	NO		NO	MM
7	7 180307M1_12	Standard	12.500	1.44	9850.197	11479.978	10.725	12.9	3.5	NO		NO	MM
8	8 180307M1_13	Standard	12.500	1.44	10479.329	12326.416	10.627	12.8	2.6	NO		NO	MM
9	9 180307M1_14	Standard	12.500	1.44	9942.326	12317.780	10.089	12.2	-2.6	NO		NO	MM
10	10 180307M1_15	Standard	12.500	1.44	9084.362	11333.963	10.019	12.1	-3.3	NO		NO	MM



Dataset: F:\Projects\PFAS.PRO\Results\180307M1\180307M1-CRV\_B.qld

Last Altered: Thursday, March 08, 2018 11:45:01 Pacific Standard Time

Printed: Thursday, March 08, 2018 11:54:45 Pacific Standard Time

**Compound name: 13C3-PFPeA**

Response Factor: 0.814169

RRF SD: 0.0239095, Relative SD: 2.93667

Response type: Internal Std ( Ref 58 ), Area \* ( IS Conc. / IS Area )

Curve type: RF

	# Name	Type	Std. Conc	RT	Area	IS Area	Response	Conc.	%Dev	Conc. Flag	CoD	CoD Flag	x=excluded
1	1 180307M1_6	Standard	12.500	2.40	23821.547	30560.584	9.744	12.0	-4.3	NO		NO	bb
2	2 180307M1_7	Standard	12.500	2.40	24512.961	29316.080	10.452	12.8	2.7	NO		NO	bb
3	3 180307M1_8	Standard	12.500	2.40	24096.129	31022.082	9.709	11.9	-4.6	NO		NO	bb
4	4 180307M1_9	Standard	12.500	2.40	24542.238	30778.254	9.967	12.2	-2.1	NO		NO	bb
5	5 180307M1_10	Standard	12.500	2.41	24455.305	30220.535	10.115	12.4	-0.6	NO		NO	bb
6	6 180307M1_11	Standard	12.500	2.41	25070.332	30619.389	10.235	12.6	0.6	NO		NO	bb
7	7 180307M1_12	Standard	12.500	2.40	24243.928	29458.279	10.287	12.6	1.1	NO		NO	bb
8	8 180307M1_13	Standard	12.500	2.40	24764.072	29575.127	10.467	12.9	2.8	NO		NO	bb
9	9 180307M1_14	Standard	12.500	2.40	23718.857	29064.756	10.201	12.5	0.2	NO		NO	bb
10	10 180307M1_15	Standard	12.500	2.41	22429.846	26465.123	10.594	13.0	4.1	NO		NO	bb

**Compound name: 13C3-PFBS**

Response Factor: 0.0962736

RRF SD: 0.00246573, Relative SD: 2.56116

Response type: Internal Std ( Ref 58 ), Area \* ( IS Conc. / IS Area )

Curve type: RF

	# Name	Type	Std. Conc	RT	Area	IS Area	Response	Conc.	%Dev	Conc. Flag	CoD	CoD Flag	x=excluded
1	1 180307M1_6	Standard	12.500	2.67	2998.788	30560.584	1.227	12.7	1.9	NO		NO	bb
2	2 180307M1_7	Standard	12.500	2.67	2904.141	29316.080	1.238	12.9	2.9	NO		NO	bb
3	3 180307M1_8	Standard	12.500	2.68	2938.982	31022.082	1.184	12.3	-1.6	NO		NO	bb
4	4 180307M1_9	Standard	12.500	2.67	3072.259	30778.254	1.248	13.0	3.7	NO		NO	bb
5	5 180307M1_10	Standard	12.500	2.68	2840.206	30220.535	1.175	12.2	-2.4	NO		NO	bb
6	6 180307M1_11	Standard	12.500	2.68	2997.817	30619.389	1.224	12.7	1.7	NO		NO	bb
7	7 180307M1_12	Standard	12.500	2.68	2762.643	29458.279	1.172	12.2	-2.6	NO		NO	bb
8	8 180307M1_13	Standard	12.500	2.68	2886.854	29575.127	1.220	12.7	1.4	NO		NO	bb
9	9 180307M1_14	Standard	12.500	2.67	2747.992	29064.756	1.182	12.3	-1.8	NO		NO	bb
10	10 180307M1_15	Standard	12.500	2.68	2465.526	26465.123	1.165	12.1	-3.2	NO		NO	bb

Dataset: F:\Projects\PFAS.PRO\Results\180307M1\180307M1-CRV\_B.qld

Last Altered: Thursday, March 08, 2018 11:45:01 Pacific Standard Time

Printed: Thursday, March 08, 2018 11:54:45 Pacific Standard Time

**Compound name: 13C2-PFHxA**

Response Factor: 0.697253

RRF SD: 0.0196865, Relative SD: 2.82344

Response type: Internal Std ( Ref 58 ), Area \* ( IS Conc. / IS Area )

Curve type: RF

	# Name	Type	Std. Conc	RT	Area	IS Area	Response	Conc.	%Dev	Conc. Flag	CoD	CoD Flag	x=excluded
1	1 180307M1_6	Standard	5.000	3.17	8045.409	30560.584	3.291	4.7	-5.6	NO		NO	bb
2	2 180307M1_7	Standard	5.000	3.17	8241.752	29316.080	3.514	5.0	0.8	NO		NO	bb
3	3 180307M1_8	Standard	5.000	3.17	8658.153	31022.082	3.489	5.0	0.1	NO		NO	bb
4	4 180307M1_9	Standard	5.000	3.17	8588.753	30778.254	3.488	5.0	0.1	NO		NO	bb
5	5 180307M1_10	Standard	5.000	3.17	8191.793	30220.535	3.388	4.9	-2.8	NO		NO	bb
6	6 180307M1_11	Standard	5.000	3.17	8690.966	30619.389	3.548	5.1	1.8	NO		NO	bb
7	7 180307M1_12	Standard	5.000	3.17	8074.999	29458.279	3.426	4.9	-1.7	NO		NO	bb
8	8 180307M1_13	Standard	5.000	3.18	8629.913	29575.127	3.647	5.2	4.6	NO		NO	bb
9	9 180307M1_14	Standard	5.000	3.17	8186.364	29064.756	3.521	5.0	1.0	NO		NO	bb
10	10 180307M1_15	Standard	5.000	3.17	7515.802	26465.123	3.550	5.1	1.8	NO		NO	bb

**Compound name: 13C4-PFHpA**

Response Factor: 0.683417

RRF SD: 0.037656, Relative SD: 5.50996

Response type: Internal Std ( Ref 58 ), Area \* ( IS Conc. / IS Area )

Curve type: RF

	# Name	Type	Std. Conc	RT	Area	IS Area	Response	Conc.	%Dev	Conc. Flag	CoD	CoD Flag	x=excluded
1	1 180307M1_6	Standard	12.500	3.79	19264.957	30560.584	7.880	11.5	-7.8	NO		NO	bb
2	2 180307M1_7	Standard	12.500	3.79	20968.758	29316.080	8.941	13.1	4.7	NO		NO	bb
3	3 180307M1_8	Standard	12.500	3.79	21312.088	31022.082	8.587	12.6	0.5	NO		NO	bb
4	4 180307M1_9	Standard	12.500	3.78	21872.414	30778.254	8.883	13.0	4.0	NO		NO	bb
5	5 180307M1_10	Standard	12.500	3.79	20555.994	30220.535	8.502	12.4	-0.5	NO		NO	bb
6	6 180307M1_11	Standard	12.500	3.79	21111.221	30619.389	8.618	12.6	0.9	NO		NO	bb
7	7 180307M1_12	Standard	12.500	3.79	21575.760	29458.279	9.155	13.4	7.2	NO		NO	bb
8	8 180307M1_13	Standard	12.500	3.79	21210.900	29575.127	8.965	13.1	4.9	NO		NO	bb
9	9 180307M1_14	Standard	12.500	3.79	18323.604	29064.756	7.881	11.5	-7.8	NO		NO	bb
10	10 180307M1_15	Standard	12.500	3.79	16968.271	26465.123	8.014	11.7	-6.2	NO		NO	bb

Dataset: F:\Projects\PFAS.PRO\Results\180307M1\180307M1-CRV\_B.qld

Last Altered: Thursday, March 08, 2018 11:45:01 Pacific Standard Time

Printed: Thursday, March 08, 2018 11:54:45 Pacific Standard Time

**Compound name: 18O2-PFHxS**

Response Factor: 0.387383

RRF SD: 0.0329173, Relative SD: 8.49736

Response type: Internal Std ( Ref 59 ), Area \* ( IS Conc. / IS Area )

Curve type: RF

#	Name	Type	Std. Conc	RT	Area	IS Area	Response	Conc.	%Dev	Conc. Flag	CoD	CoD Flag	x=excluded
1	1 180307M1_6	Standard	12.500	3.94	2446.629	6458.831	4.735	12.2	-2.2	NO		NO	bb
2	2 180307M1_7	Standard	12.500	3.94	2229.568	5800.963	4.804	12.4	-0.8	NO		NO	bb
3	3 180307M1_8	Standard	12.500	3.94	2530.283	6443.030	4.909	12.7	1.4	NO		NO	bb
4	4 180307M1_9	Standard	12.500	3.94	2174.850	5706.649	4.764	12.3	-1.6	NO		NO	bb
5	5 180307M1_10	Standard	12.500	3.94	2040.889	5743.773	4.442	11.5	-8.3	NO		NO	bb
6	6 180307M1_11	Standard	12.500	3.94	2088.434	6443.786	4.051	10.5	-16.3	NO		NO	bb
7	7 180307M1_12	Standard	12.500	3.94	2286.957	5597.565	5.107	13.2	5.5	NO		NO	bb
8	8 180307M1_13	Standard	12.500	3.94	2472.129	6439.585	4.799	12.4	-0.9	NO		NO	bb
9	9 180307M1_14	Standard	12.500	3.94	2277.938	5213.692	5.461	14.1	12.8	NO		NO	bb
10	10 180307M1_15	Standard	12.500	3.94	2046.028	4779.775	5.351	13.8	10.5	NO		NO	bb

**Compound name: 13C2-6:2 FTS**

Response Factor: 0.237724

RRF SD: 0.0151144, Relative SD: 6.35797

Response type: Internal Std ( Ref 60 ), Area \* ( IS Conc. / IS Area )

Curve type: RF

#	Name	Type	Std. Conc	RT	Area	IS Area	Response	Conc.	%Dev	Conc. Flag	CoD	CoD Flag	x=excluded
1	1 180307M1_6	Standard	12.500	4.25	6496.750	28455.906	2.854	12.0	-4.0	NO		NO	bb
2	2 180307M1_7	Standard	12.500	4.26	6105.219	27503.977	2.775	11.7	-6.6	NO		NO	bb
3	3 180307M1_8	Standard	12.500	4.26	7310.973	30097.717	3.036	12.8	2.2	NO		NO	bb
4	4 180307M1_9	Standard	12.500	4.25	6508.431	30025.602	2.710	11.4	-8.8	NO		NO	bb
5	5 180307M1_10	Standard	12.500	4.25	6992.279	27554.297	3.172	13.3	6.7	NO		NO	bb
6	6 180307M1_11	Standard	12.500	4.26	6942.190	30030.795	2.890	12.2	-2.8	NO		NO	bb
7	7 180307M1_12	Standard	12.500	4.26	7413.398	29160.016	3.178	13.4	6.9	NO		NO	bb
8	8 180307M1_13	Standard	12.500	4.26	7377.302	29196.936	3.158	13.3	6.3	NO		NO	bb
9	9 180307M1_14	Standard	12.500	4.26	10519.205	28385.531	4.632	19.5	55.9	NO		NO	bbX
10	10 180307M1_15	Standard	12.500	4.26	14640.680	25646.574	7.136	30.0	140.1	NO		NO	bbX

Dataset: F:\Projects\PFAS.PRO\Results\180307M1\180307M1-CRV\_B.qld

Last Altered: Thursday, March 08, 2018 11:45:01 Pacific Standard Time

Printed: Thursday, March 08, 2018 11:54:45 Pacific Standard Time

**Compound name: 13C2-PFOA**

Response Factor: 1.07867

RRF SD: 0.0648662, Relative SD: 6.01356

Response type: Internal Std ( Ref 60 ), Area \* ( IS Conc. / IS Area )

Curve type: RF

	# Name	Type	Std. Conc	RT	Area	IS Area	Response	Conc.	%Dev	Conc. Flag	CoD	CoD Flag	x=excluded
1	1 180307M1_6	Standard	12.500	4.31	30532.664	28455.906	13.412	12.4	-0.5	NO		NO	bb
2	2 180307M1_7	Standard	12.500	4.31	31370.914	27503.977	14.257	13.2	5.7	NO		NO	bb
3	3 180307M1_8	Standard	12.500	4.31	33852.918	30097.717	14.060	13.0	4.3	NO		NO	bb
4	4 180307M1_9	Standard	12.500	4.31	33526.359	30025.602	13.957	12.9	3.5	NO		NO	bb
5	5 180307M1_10	Standard	12.500	4.31	32575.051	27554.297	14.778	13.7	9.6	NO		NO	bb
6	6 180307M1_11	Standard	12.500	4.31	32186.586	30030.795	13.397	12.4	-0.6	NO		NO	bb
7	7 180307M1_12	Standard	12.500	4.31	29946.346	29160.016	12.837	11.9	-4.8	NO		NO	bb
8	8 180307M1_13	Standard	12.500	4.32	31212.947	29196.936	13.363	12.4	-0.9	NO		NO	bb
9	9 180307M1_14	Standard	12.500	4.31	27353.451	28385.531	12.046	11.2	-10.7	NO		NO	bb
10	10 180307M1_15	Standard	12.500	4.31	26110.033	25646.574	12.726	11.8	-5.6	NO		NO	bb

**Compound name: 13C5-PFNA**

Response Factor: 0.853069

RRF SD: 0.0710942, Relative SD: 8.33394

Response type: Internal Std ( Ref 61 ), Area \* ( IS Conc. / IS Area )

Curve type: RF

	# Name	Type	Std. Conc	RT	Area	IS Area	Response	Conc.	%Dev	Conc. Flag	CoD	CoD Flag	x=excluded
1	1 180307M1_6	Standard	12.500	4.75	22022.002	30077.711	9.152	10.7	-14.2	NO		NO	bb
2	2 180307M1_7	Standard	12.500	4.75	25206.621	33846.863	9.309	10.9	-12.7	NO		NO	bb
3	3 180307M1_8	Standard	12.500	4.75	23178.902	28731.975	10.084	11.8	-5.4	NO		NO	bb
4	4 180307M1_9	Standard	12.500	4.75	25129.461	28225.410	11.129	13.0	4.4	NO		NO	bb
5	5 180307M1_10	Standard	12.500	4.75	26929.178	30781.453	10.936	12.8	2.6	NO		NO	bb
6	6 180307M1_11	Standard	12.500	4.75	26737.170	28249.201	11.831	13.9	10.9	NO		NO	bb
7	7 180307M1_12	Standard	12.500	4.75	27318.008	30257.328	11.286	13.2	5.8	NO		NO	bb
8	8 180307M1_13	Standard	12.500	4.75	26922.209	29683.301	11.337	13.3	6.3	NO		NO	bb
9	9 180307M1_14	Standard	12.500	4.75	24920.957	29580.977	10.531	12.3	-1.2	NO		NO	bb
10	10 180307M1_15	Standard	12.500	4.75	23305.322	26389.727	11.039	12.9	3.5	NO		NO	bb

Dataset: F:\Projects\PFAS.PRO\Results\180307M1\180307M1-CRV\_B.qld

Last Altered: Thursday, March 08, 2018 11:45:01 Pacific Standard Time

Printed: Thursday, March 08, 2018 11:54:45 Pacific Standard Time

**Compound name: 13C8-PFOA**

Response Factor: 0.159407

RRF SD: 0.0127398, Relative SD: 7.99198

Response type: Internal Std ( Ref 64 ), Area \* ( IS Conc. / IS Area )

Curve type: RF

	# Name	Type	Std. Conc	RT	Area	IS Area	Response	Conc.	%Dev	Conc. Flag	CoD	CoD Flag	x=excluded
1	1 180307M1_6	Standard	12.500	4.83	4919.574	32989.410	1.864	11.7	-6.4	NO		NO	bb
2	2 180307M1_7	Standard	12.500	4.83	5854.420	36228.250	2.020	12.7	1.4	NO		NO	bb
3	3 180307M1_8	Standard	12.500	4.83	4777.905	33282.211	1.794	11.3	-9.9	NO		NO	bb
4	4 180307M1_9	Standard	12.500	4.82	5815.987	36012.574	2.019	12.7	1.3	NO		NO	bb
5	5 180307M1_10	Standard	12.500	4.82	5906.317	38909.535	1.897	11.9	-4.8	NO		NO	bb
6	6 180307M1_11	Standard	12.500	4.82	5900.859	33203.250	2.221	13.9	11.5	NO		NO	bb
7	7 180307M1_12	Standard	12.500	4.83	5435.145	31065.139	2.187	13.7	9.8	NO		NO	bb
8	8 180307M1_13	Standard	12.500	4.83	5248.169	35045.059	1.872	11.7	-6.1	NO		NO	bb
9	9 180307M1_14	Standard	12.500	4.82	4805.989	27414.619	2.191	13.7	10.0	NO		NO	bb
10	10 180307M1_15	Standard	12.500	4.82	4495.495	30221.021	1.859	11.7	-6.7	NO		NO	bb

**Compound name: 13C8-PFOS**

Response Factor: 0.93387

RRF SD: 0.0965517, Relative SD: 10.3389

Response type: Internal Std ( Ref 62 ), Area \* ( IS Conc. / IS Area )

Curve type: RF

	# Name	Type	Std. Conc	RT	Area	IS Area	Response	Conc.	%Dev	Conc. Flag	CoD	CoD Flag	x=excluded
1	1 180307M1_6	Standard	12.500	4.83	6218.598	6658.142	11.675	12.5	0.0	NO		NO	bb
2	2 180307M1_7	Standard	12.500	4.83	5402.603	5995.685	11.264	12.1	-3.5	NO		NO	bb
3	3 180307M1_8	Standard	12.500	4.84	5358.291	6100.896	10.978	11.8	-6.0	NO		NO	bb
4	4 180307M1_9	Standard	12.500	4.83	6202.607	5356.792	14.474	15.5	24.0	NO		NO	bb
5	5 180307M1_10	Standard	12.500	4.83	5824.164	6122.242	11.891	12.7	1.9	NO		NO	bb
6	6 180307M1_11	Standard	12.500	4.83	6158.780	6863.106	11.217	12.0	-3.9	NO		NO	bb
7	7 180307M1_12	Standard	12.500	4.83	6672.159	6626.779	12.586	13.5	7.8	NO		NO	bb
8	8 180307M1_13	Standard	12.500	4.84	4623.723	5867.872	9.850	10.5	-15.6	NO		NO	bb
9	9 180307M1_14	Standard	12.500	4.84	5302.071	5731.844	11.563	12.4	-0.9	NO		NO	bb
10	10 180307M1_15	Standard	12.500	4.83	5152.529	5731.848	11.237	12.0	-3.7	NO		NO	bb

Dataset: F:\Projects\PFAS.PRO\Results\180307M1\180307M1-CRV\_B.qld

Last Altered: Thursday, March 08, 2018 11:45:01 Pacific Standard Time

Printed: Thursday, March 08, 2018 11:54:45 Pacific Standard Time

**Compound name: 13C2-PFDA**

Response Factor: 0.898362

RRF SD: 0.0412388, Relative SD: 4.59045

Response type: Internal Std ( Ref 63 ), Area \* ( IS Conc. / IS Area )

Curve type: RF

	# Name	Type	Std. Conc	RT	Area	IS Area	Response	Conc.	%Dev	Conc. Flag	CoD	CoD Flag	x=excluded
1	1 180307M1_6	Standard	12.500	5.13	32127.043	34230.645	11.732	13.1	4.5	NO		NO	bb
2	2 180307M1_7	Standard	12.500	5.13	29907.893	32747.201	11.416	12.7	1.7	NO		NO	bb
3	3 180307M1_8	Standard	12.500	5.13	29472.965	32481.039	11.342	12.6	1.0	NO		NO	bb
4	4 180307M1_9	Standard	12.500	5.13	30351.541	33832.254	11.214	12.5	-0.1	NO		NO	bb
5	5 180307M1_10	Standard	12.500	5.13	30573.939	32671.717	11.697	13.0	4.2	NO		NO	bb
6	6 180307M1_11	Standard	12.500	5.13	30867.145	33614.219	11.478	12.8	2.2	NO		NO	bb
7	7 180307M1_12	Standard	12.500	5.12	29028.256	30802.908	11.780	13.1	4.9	NO		NO	bb
8	8 180307M1_13	Standard	12.500	5.13	25858.994	30330.973	10.657	11.9	-5.1	NO		NO	bb
9	9 180307M1_14	Standard	12.500	5.13	26867.529	31407.287	10.693	11.9	-4.8	NO		NO	bb
10	10 180307M1_15	Standard	12.500	5.13	22856.254	27778.793	10.285	11.4	-8.4	NO		NO	bb

**Compound name: 13C2-8:2 FTS**

Response Factor: 0.169931

RRF SD: 0.0273429, Relative SD: 16.0905

Response type: Internal Std ( Ref 58 ), Area \* ( IS Conc. / IS Area )

Curve type: RF

	# Name	Type	Std. Conc	RT	Area	IS Area	Response	Conc.	%Dev	Conc. Flag	CoD	CoD Flag	x=excluded
1	1 180307M1_6	Standard	12.500	5.10	4436.534	30560.584	1.815	10.7	-14.6	NO		NO	bb
2	2 180307M1_7	Standard	12.500	5.10	4952.358	29316.080	2.112	12.4	-0.6	NO		NO	bb
3	3 180307M1_8	Standard	12.500	5.10	4793.113	31022.082	1.931	11.4	-9.1	NO		NO	bb
4	4 180307M1_9	Standard	12.500	5.10	4727.313	30778.254	1.920	11.3	-9.6	NO		NO	bb
5	5 180307M1_10	Standard	12.500	5.10	4725.578	30220.535	1.955	11.5	-8.0	NO		NO	bb
6	6 180307M1_11	Standard	12.500	5.10	4818.434	30619.389	1.967	11.6	-7.4	NO		NO	bb
7	7 180307M1_12	Standard	12.500	5.10	5893.292	29458.279	2.501	14.7	17.7	NO		NO	bb
8	8 180307M1_13	Standard	12.500	5.10	6608.832	29575.127	2.793	16.4	31.5	NO		NO	bb
9	9 180307M1_14	Standard	12.500	5.10	8570.097	29064.756	3.686	21.7	73.5	NO		NO	bbX
10	10 180307M1_15	Standard	12.500	5.10	11495.512	26465.123	5.430	32.0	155.6	NO		NO	bbX

Dataset: F:\Projects\PFAS.PRO\Results\180307M1\180307M1-CRV\_B.qld

Last Altered: Thursday, March 08, 2018 11:45:01 Pacific Standard Time

Printed: Thursday, March 08, 2018 11:54:45 Pacific Standard Time

**Compound name: d3-N-MeFOSAA**

Response Factor: 0.372324

RRF SD: 0.033712, Relative SD: 9.05448

Response type: Internal Std ( Ref 64 ), Area \* ( IS Conc. / IS Area )

Curve type: RF

	# Name	Type	Std. Conc	RT	Area	IS Area	Response	Conc.	%Dev	Conc. Flag	CoD	CoD Flag	x=excluded
1	1 180307M1_6	Standard	12.500	5.28	12769.586	32989.410	4.839	13.0	4.0	NO		NO	bb
2	2 180307M1_7	Standard	12.500	5.28	13283.781	36228.250	4.583	12.3	-1.5	NO		NO	bb
3	3 180307M1_8	Standard	12.500	5.28	13534.502	33282.211	5.083	13.7	9.2	NO		NO	bb
4	4 180307M1_9	Standard	12.500	5.28	13209.920	36012.574	4.585	12.3	-1.5	NO		NO	bb
5	5 180307M1_10	Standard	12.500	5.28	13529.389	38909.535	4.346	11.7	-6.6	NO		NO	bb
6	6 180307M1_11	Standard	12.500	5.28	13214.723	33203.250	4.975	13.4	6.9	NO		NO	bb
7	7 180307M1_12	Standard	12.500	5.28	11444.004	31065.139	4.605	12.4	-1.1	NO		NO	bb
8	8 180307M1_13	Standard	12.500	5.28	10681.306	35045.059	3.810	10.2	-18.1	NO		NO	bb
9	9 180307M1_14	Standard	12.500	5.28	11602.172	27414.619	5.290	14.2	13.7	NO		NO	bb
10	10 180307M1_15	Standard	12.500	5.28	10695.817	30221.021	4.424	11.9	-4.9	NO		NO	bb

**Compound name: d5-N-EtFOSAA**

Response Factor: 0.384931

RRF SD: 0.0315511, Relative SD: 8.19654

Response type: Internal Std ( Ref 64 ), Area \* ( IS Conc. / IS Area )

Curve type: RF

	# Name	Type	Std. Conc	RT	Area	IS Area	Response	Conc.	%Dev	Conc. Flag	CoD	CoD Flag	x=excluded
1	1 180307M1_6	Standard	12.500	5.44	12905.796	32989.410	4.890	12.7	1.6	NO		NO	bb
2	2 180307M1_7	Standard	12.500	5.44	13542.944	36228.250	4.673	12.1	-2.9	NO		NO	bb
3	3 180307M1_8	Standard	12.500	5.44	12214.951	33282.211	4.588	11.9	-4.7	NO		NO	bb
4	4 180307M1_9	Standard	12.500	5.44	15160.477	36012.574	5.262	13.7	9.4	NO		NO	bb
5	5 180307M1_10	Standard	12.500	5.44	13800.334	38909.535	4.433	11.5	-7.9	NO		NO	bb
6	6 180307M1_11	Standard	12.500	5.44	14121.495	33203.250	5.316	13.8	10.5	NO		NO	bb
7	7 180307M1_12	Standard	12.500	5.43	13212.187	31065.139	5.316	13.8	10.5	NO		NO	bb
8	8 180307M1_13	Standard	12.500	5.44	12503.156	35045.059	4.460	11.6	-7.3	NO		NO	bb
9	9 180307M1_14	Standard	12.500	5.44	10833.138	27414.619	4.939	12.8	2.7	NO		NO	bb
10	10 180307M1_15	Standard	12.500	5.43	10247.096	30221.021	4.238	11.0	-11.9	NO		NO	bb

Dataset: F:\Projects\PFAS.PRO\Results\180307M1\180307M1-CRV\_B.qld

Last Altered: Thursday, March 08, 2018 11:45:01 Pacific Standard Time

Printed: Thursday, March 08, 2018 11:54:45 Pacific Standard Time

**Compound name: 13C2-PFUdA**

Response Factor: 0.960647

RRF SD: 0.0711129, Relative SD: 7.40261

Response type: Internal Std ( Ref 64 ), Area \* ( IS Conc. / IS Area )

Curve type: RF

#	Name	Type	Std. Conc	RT	Area	IS Area	Response	Conc.	%Dev	Conc. Flag	CoD	CoD Flag	x=excluded
1	1 180307M1_6	Standard	12.500	5.45	36079.578	32989.410	13.671	14.2	13.8	NO		NO	bb
2	2 180307M1_7	Standard	12.500	5.45	32323.082	36228.250	11.153	11.6	-7.1	NO		NO	bb
3	3 180307M1_8	Standard	12.500	5.45	29942.510	33282.211	11.246	11.7	-6.3	NO		NO	bb
4	4 180307M1_9	Standard	12.500	5.45	33651.383	36012.574	11.680	12.2	-2.7	NO		NO	bb
5	5 180307M1_10	Standard	12.500	5.45	35294.609	38909.535	11.339	11.8	-5.6	NO		NO	bb
6	6 180307M1_11	Standard	12.500	5.45	34164.020	33203.250	12.862	13.4	7.1	NO		NO	bb
7	7 180307M1_12	Standard	12.500	5.45	31519.117	31065.139	12.683	13.2	5.6	NO		NO	bb
8	8 180307M1_13	Standard	12.500	5.45	31975.871	35045.059	11.405	11.9	-5.0	NO		NO	bb
9	9 180307M1_14	Standard	12.500	5.45	27861.021	27414.619	12.704	13.2	5.8	NO		NO	bb
10	10 180307M1_15	Standard	12.500	5.45	27415.012	30221.021	11.339	11.8	-5.6	NO		NO	bb

**Compound name: 13C2-PFDoA**

Response Factor: 0.863628

RRF SD: 0.0650987, Relative SD: 7.53782

Response type: Internal Std ( Ref 64 ), Area \* ( IS Conc. / IS Area )

Curve type: RF

#	Name	Type	Std. Conc	RT	Area	IS Area	Response	Conc.	%Dev	Conc. Flag	CoD	CoD Flag	x=excluded
1	1 180307M1_6	Standard	12.500	5.74	29503.223	32989.410	11.179	12.9	3.6	NO		NO	bb
2	2 180307M1_7	Standard	12.500	5.74	30381.654	36228.250	10.483	12.1	-2.9	NO		NO	bb
3	3 180307M1_8	Standard	12.500	5.74	30715.730	33282.211	11.536	13.4	6.9	NO		NO	bb
4	4 180307M1_9	Standard	12.500	5.74	30818.688	36012.574	10.697	12.4	-0.9	NO		NO	bb
5	5 180307M1_10	Standard	12.500	5.74	29651.736	38909.535	9.526	11.0	-11.8	NO		NO	bb
6	6 180307M1_11	Standard	12.500	5.74	29221.512	33203.250	11.001	12.7	1.9	NO		NO	bb
7	7 180307M1_12	Standard	12.500	5.74	28221.455	31065.139	11.356	13.1	5.2	NO		NO	bb
8	8 180307M1_13	Standard	12.500	5.74	28603.164	35045.059	10.202	11.8	-5.5	NO		NO	bb
9	9 180307M1_14	Standard	12.500	5.74	26673.678	27414.619	12.162	14.1	12.7	NO		NO	bb
10	10 180307M1_15	Standard	12.500	5.74	23720.662	30221.021	9.811	11.4	-9.1	NO		NO	bb



Dataset: F:\Projects\PFAS.PRO\Results\180307M1\180307M1-CRV\_B.qld

Last Altered: Thursday, March 08, 2018 11:45:01 Pacific Standard Time  
 Printed: Thursday, March 08, 2018 11:54:45 Pacific Standard Time

**Compound name: d3-N-MeFOSA**

Response Factor: 0.0795974

RRF SD: 0.00716079, Relative SD: 8.99626

Response type: Internal Std ( Ref 64 ), Area \* ( IS Conc. / IS Area )

Curve type: RF

	# Name	Type	Std. Conc	RT	Area	IS Area	Response	Conc.	%Dev	Conc. Flag	CoD	CoD Flag	x=excluded
1	1 180307M1_6	Standard	150.000	6.00	31873.602	32989.410	12.077	151.7	1.2	NO		NO	MM
2	2 180307M1_7	Standard	150.000	6.00	31876.275	36228.250	10.998	138.2	-7.9	NO		NO	bb
3	3 180307M1_8	Standard	150.000	6.00	31089.428	33282.211	11.676	146.7	-2.2	NO		NO	bb
4	4 180307M1_9	Standard	150.000	6.00	32532.418	36012.574	11.292	141.9	-5.4	NO		NO	bb
5	5 180307M1_10	Standard	150.000	6.00	32350.680	38909.535	10.393	130.6	-13.0	NO		NO	bb
6	6 180307M1_11	Standard	150.000	6.00	32294.211	33203.250	12.158	152.7	1.8	NO		NO	bb
7	7 180307M1_12	Standard	150.000	6.00	32064.432	31065.139	12.902	162.1	8.1	NO		NO	bb
8	8 180307M1_13	Standard	150.000	6.00	31968.764	35045.059	11.403	143.3	-4.5	NO		NO	bb
9	9 180307M1_14	Standard	150.000	6.00	31199.273	27414.619	14.226	178.7	19.1	NO		NO	bb
10	10 180307M1_15	Standard	150.000	6.00	29666.994	30221.021	12.271	154.2	2.8	NO		NO	bb

**Compound name: 13C2-PFTeDA**

Response Factor: 0.691627

RRF SD: 0.096659, Relative SD: 13.9756

Response type: Internal Std ( Ref 64 ), Area \* ( IS Conc. / IS Area )

Curve type: RF

	# Name	Type	Std. Conc	RT	Area	IS Area	Response	Conc.	%Dev	Conc. Flag	CoD	CoD Flag	x=excluded
1	1 180307M1_6	Standard	12.500	6.21	25854.600	32989.410	9.797	14.2	13.3	NO		NO	bb
2	2 180307M1_7	Standard	12.500	6.21	20066.039	36228.250	6.923	10.0	-19.9	NO		NO	bb
3	3 180307M1_8	Standard	12.500	6.21	23711.734	33282.211	8.906	12.9	3.0	NO		NO	bb
4	4 180307M1_9	Standard	12.500	6.21	25239.217	36012.574	8.761	12.7	1.3	NO		NO	bb
5	5 180307M1_10	Standard	12.500	6.21	22316.645	38909.535	7.169	10.4	-17.1	NO		NO	bb
6	6 180307M1_11	Standard	12.500	6.21	23169.928	33203.250	8.723	12.6	0.9	NO		NO	bb
7	7 180307M1_12	Standard	12.500	6.21	23849.846	31065.139	9.597	13.9	11.0	NO		NO	bb
8	8 180307M1_13	Standard	12.500	6.21	20601.824	35045.059	7.348	10.6	-15.0	NO		NO	bb
9	9 180307M1_14	Standard	12.500	6.21	23342.805	27414.619	10.643	15.4	23.1	NO		NO	bb
10	10 180307M1_15	Standard	12.500	6.21	20759.713	30221.021	8.587	12.4	-0.7	NO		NO	bb

Dataset: F:\Projects\PFAS.PRO\Results\180307M1\180307M1-CRV\_B.qld

Last Altered: Thursday, March 08, 2018 11:45:01 Pacific Standard Time

Printed: Thursday, March 08, 2018 11:54:45 Pacific Standard Time

**Compound name: d5-N-ETFOSA**

Response Factor: 0.113336

RRF SD: 0.0086166, Relative SD: 7.60273

Response type: Internal Std ( Ref 64 ), Area \* ( IS Conc. / IS Area )

Curve type: RF

	# Name	Type	Std. Conc	RT	Area	IS Area	Response	Conc.	%Dev	Conc. Flag	CoD	CoD Flag	x=excluded
1	1 180307M1_6	Standard	150.000	6.39	45999.805	32989.410	17.430	153.8	2.5	NO		NO	bb
2	2 180307M1_7	Standard	150.000	6.39	47599.844	36228.250	16.424	144.9	-3.4	NO		NO	bb
3	3 180307M1_8	Standard	150.000	6.40	47284.527	33282.211	17.759	156.7	4.5	NO		NO	bb
4	4 180307M1_9	Standard	150.000	6.40	48261.289	36012.574	16.752	147.8	-1.5	NO		NO	bb
5	5 180307M1_10	Standard	150.000	6.39	46375.184	38909.535	14.898	131.5	-12.4	NO		NO	bb
6	6 180307M1_11	Standard	150.000	6.39	47580.867	33203.250	17.913	158.1	5.4	NO		NO	bb
7	7 180307M1_12	Standard	150.000	6.39	45950.070	31065.139	18.489	163.1	8.8	NO		NO	bb
8	8 180307M1_13	Standard	150.000	6.39	45006.234	35045.059	16.053	141.6	-5.6	NO		NO	bb
9	9 180307M1_14	Standard	150.000	6.39	41225.855	27414.619	18.797	165.9	10.6	NO		NO	bb
10	10 180307M1_15	Standard	150.000	6.40	37446.316	30221.021	15.489	136.7	-8.9	NO		NO	bb

**Compound name: 13C2-PFHxDA**

Response Factor: 1.39673

RRF SD: 0.145455, Relative SD: 10.414

Response type: Internal Std ( Ref 64 ), Area \* ( IS Conc. / IS Area )

Curve type: RF

	# Name	Type	Std. Conc	RT	Area	IS Area	Response	Conc.	%Dev	Conc. Flag	CoD	CoD Flag	x=excluded
1	1 180307M1_6	Standard	5.000	6.54	17691.029	32989.410	6.703	4.8	-4.0	NO		NO	bb
2	2 180307M1_7	Standard	5.000	6.54	17166.857	36228.250	5.923	4.2	-15.2	NO		NO	bb
3	3 180307M1_8	Standard	5.000	6.55	18929.229	33282.211	7.109	5.1	1.8	NO		NO	bb
4	4 180307M1_9	Standard	5.000	6.54	20879.078	36012.574	7.247	5.2	3.8	NO		NO	bb
5	5 180307M1_10	Standard	5.000	6.54	19528.982	38909.535	6.274	4.5	-10.2	NO		NO	bb
6	6 180307M1_11	Standard	5.000	6.54	19595.674	33203.250	7.377	5.3	5.6	NO		NO	MM
7	7 180307M1_12	Standard	5.000	6.54	16901.379	31065.139	6.801	4.9	-2.6	NO		NO	bb
8	8 180307M1_13	Standard	5.000	6.54	18017.502	35045.059	6.427	4.6	-8.0	NO		NO	bb
9	9 180307M1_14	Standard	5.000	6.54	18562.684	27414.619	8.464	6.1	21.2	NO		NO	bb
10	10 180307M1_15	Standard	5.000	6.55	18159.881	30221.021	7.511	5.4	7.6	NO		NO	bb

Dataset: F:\Projects\PFAS.PRO\Results\180307M1\180307M1-CRV\_B.qld

Last Altered: Thursday, March 08, 2018 11:45:01 Pacific Standard Time  
 Printed: Thursday, March 08, 2018 11:54:45 Pacific Standard Time

**Compound name: d7-N-MeFOSE**

Response Factor: 0.0896031

RRF SD: 0.0108492, Relative SD: 12.1081

Response type: Internal Std ( Ref 64 ), Area \* ( IS Conc. / IS Area )

Curve type: RF

	# Name	Type	Std. Conc	RT	Area	IS Area	Response	Conc.	%Dev	Conc. Flag	CoD	CoD Flag	x=excluded
1	1 180307M1_6	Standard	150.000	6.50	32477.299	32989.410	12.306	137.3	-8.4	NO		NO	bb
2	2 180307M1_7	Standard	150.000	6.50	34041.594	36228.250	11.746	131.1	-12.6	NO		NO	bb
3	3 180307M1_8	Standard	150.000	6.50	34844.875	33282.211	13.087	146.1	-2.6	NO		NO	MM
4	4 180307M1_9	Standard	150.000	6.50	33710.641	36012.574	11.701	130.6	-12.9	NO		NO	MM
5	5 180307M1_10	Standard	150.000	6.50	40497.918	38909.535	13.010	145.2	-3.2	NO		NO	MM
6	6 180307M1_11	Standard	150.000	6.50	38019.125	33203.250	14.313	159.7	6.5	NO		NO	bb
7	7 180307M1_12	Standard	150.000	6.50	37215.945	31065.139	14.975	167.1	11.4	NO		NO	MM
8	8 180307M1_13	Standard	150.000	6.50	38618.633	35045.059	13.775	153.7	2.5	NO		NO	MM
9	9 180307M1_14	Standard	150.000	6.50	37171.352	27414.619	16.949	189.2	26.1	NO		NO	MM
10	10 180307M1_15	Standard	150.000	6.50	30326.441	30221.021	12.544	140.0	-6.7	NO		NO	bb

**Compound name: d9-N-EtFOSE**

Response Factor: 0.0839603

RRF SD: 0.00939759, Relative SD: 11.1929

Response type: Internal Std ( Ref 64 ), Area \* ( IS Conc. / IS Area )

Curve type: RF

	# Name	Type	Std. Conc	RT	Area	IS Area	Response	Conc.	%Dev	Conc. Flag	CoD	CoD Flag	x=excluded
1	1 180307M1_6	Standard	150.000	6.64	31836.859	32989.410	12.063	143.7	-4.2	NO		NO	bb
2	2 180307M1_7	Standard	150.000	6.64	34272.461	36228.250	11.825	140.8	-6.1	NO		NO	MM
3	3 180307M1_8	Standard	150.000	6.64	34332.547	33282.211	12.894	153.6	2.4	NO		NO	MM
4	4 180307M1_9	Standard	150.000	6.65	31726.926	36012.574	11.012	131.2	-12.6	NO		NO	MM
5	5 180307M1_10	Standard	150.000	6.64	31259.656	38909.535	10.042	119.6	-20.3	NO		NO	bb
6	6 180307M1_11	Standard	150.000	6.65	36738.668	33203.250	13.831	164.7	9.8	NO		NO	bb
7	7 180307M1_12	Standard	150.000	6.64	36722.395	31065.139	14.776	176.0	17.3	NO		NO	bb
8	8 180307M1_13	Standard	150.000	6.64	36858.855	35045.059	13.147	156.6	4.4	NO		NO	bb
9	9 180307M1_14	Standard	150.000	6.64	30130.947	27414.619	13.739	163.6	9.1	NO		NO	bb
10	10 180307M1_15	Standard	150.000	6.64	30486.617	30221.021	12.610	150.2	0.1	NO		NO	bb

Dataset: F:\Projects\PFAS.PRO\Results\180307M1\180307M1-CRV\_B.qld

Last Altered: Thursday, March 08, 2018 11:45:01 Pacific Standard Time

Printed: Thursday, March 08, 2018 11:54:45 Pacific Standard Time

**Compound name: 13C4-PFBA**

Response Factor: 1

RRF SD: 0, Relative SD: 0

Response type: Internal Std ( Ref 57 ), Area \* ( IS Conc. / IS Area )

Curve type: RF

	# Name	Type	Std. Conc	RT	Area	IS Area	Response	Conc.	%Dev	Conc. Flag	CoD	CoD Flag	x=excluded
1	1 180307M1_6	Standard	12.500	1.43	11913.019	11913.019	12.500	12.5	0.0	NO		NO	MM
2	2 180307M1_7	Standard	12.500	1.44	11670.860	11670.860	12.500	12.5	0.0	NO		NO	MM
3	3 180307M1_8	Standard	12.500	1.44	12513.510	12513.510	12.500	12.5	0.0	NO		NO	MM
4	4 180307M1_9	Standard	12.500	1.44	12063.313	12063.313	12.500	12.5	0.0	NO		NO	MM
5	5 180307M1_10	Standard	12.500	1.44	11733.447	11733.447	12.500	12.5	0.0	NO		NO	MM
6	6 180307M1_11	Standard	12.500	1.44	12087.994	12087.994	12.500	12.5	0.0	NO		NO	MM
7	7 180307M1_12	Standard	12.500	1.44	11479.978	11479.978	12.500	12.5	0.0	NO		NO	MM
8	8 180307M1_13	Standard	12.500	1.44	12326.416	12326.416	12.500	12.5	0.0	NO		NO	MM
9	9 180307M1_14	Standard	12.500	1.44	12317.780	12317.780	12.500	12.5	0.0	NO		NO	MM
10	10 180307M1_15	Standard	12.500	1.45	11333.963	11333.963	12.500	12.5	0.0	NO		NO	MM

**Compound name: 13C5-PFHxA**

Response Factor: 1

RRF SD: 1.28198e-016, Relative SD: 1.28198e-014

Response type: Internal Std ( Ref 58 ), Area \* ( IS Conc. / IS Area )

Curve type: RF

	# Name	Type	Std. Conc	RT	Area	IS Area	Response	Conc.	%Dev	Conc. Flag	CoD	CoD Flag	x=excluded
1	1 180307M1_6	Standard	12.500	3.17	30560.584	30560.584	12.500	12.5	0.0	NO		NO	bb
2	2 180307M1_7	Standard	12.500	3.17	29316.080	29316.080	12.500	12.5	0.0	NO		NO	bb
3	3 180307M1_8	Standard	12.500	3.17	31022.082	31022.082	12.500	12.5	0.0	NO		NO	bb
4	4 180307M1_9	Standard	12.500	3.17	30778.254	30778.254	12.500	12.5	0.0	NO		NO	bb
5	5 180307M1_10	Standard	12.500	3.17	30220.535	30220.535	12.500	12.5	0.0	NO		NO	bb
6	6 180307M1_11	Standard	12.500	3.17	30619.389	30619.389	12.500	12.5	0.0	NO		NO	bb
7	7 180307M1_12	Standard	12.500	3.17	29458.279	29458.279	12.500	12.5	0.0	NO		NO	bb
8	8 180307M1_13	Standard	12.500	3.17	29575.127	29575.127	12.500	12.5	0.0	NO		NO	bb
9	9 180307M1_14	Standard	12.500	3.17	29064.756	29064.756	12.500	12.5	0.0	NO		NO	bb
10	10 180307M1_15	Standard	12.500	3.17	26465.123	26465.123	12.500	12.5	0.0	NO		NO	bb

Dataset: F:\Projects\PFAS.PRO\Results\180307M1\180307M1-CRV\_B.qld

Last Altered: Thursday, March 08, 2018 11:45:01 Pacific Standard Time

Printed: Thursday, March 08, 2018 11:54:45 Pacific Standard Time

**Compound name: 13C3-PFHxS**

Response Factor: 1

RRF SD: 5.23364e-017, Relative SD: 5.23364e-015

Response type: Internal Std ( Ref 59 ), Area \* ( IS Conc. / IS Area )

Curve type: RF

	# Name	Type	Std. Conc	RT	Area	IS Area	Response	Conc.	%Dev	Conc. Flag	CoD	CoD Flag	x=excluded
1	1 180307M1_6	Standard	12.500	3.94	6458.831	6458.831	12.500	12.5	0.0	NO		NO	bb
2	2 180307M1_7	Standard	12.500	3.94	5800.963	5800.963	12.500	12.5	0.0	NO		NO	bb
3	3 180307M1_8	Standard	12.500	3.94	6443.030	6443.030	12.500	12.5	0.0	NO		NO	bb
4	4 180307M1_9	Standard	12.500	3.94	5706.649	5706.649	12.500	12.5	0.0	NO		NO	bb
5	5 180307M1_10	Standard	12.500	3.94	5743.773	5743.773	12.500	12.5	0.0	NO		NO	bb
6	6 180307M1_11	Standard	12.500	3.94	6443.786	6443.786	12.500	12.5	0.0	NO		NO	bb
7	7 180307M1_12	Standard	12.500	3.94	5597.565	5597.565	12.500	12.5	0.0	NO		NO	bb
8	8 180307M1_13	Standard	12.500	3.94	6439.585	6439.585	12.500	12.5	0.0	NO		NO	bb
9	9 180307M1_14	Standard	12.500	3.94	5213.692	5213.692	12.500	12.5	0.0	NO		NO	bb
10	10 180307M1_15	Standard	12.500	3.94	4779.775	4779.775	12.500	12.5	0.0	NO		NO	bb

**Compound name: 13C8-PFOA**

Response Factor: 1

RRF SD: 8.27511e-017, Relative SD: 8.27511e-015

Response type: Internal Std ( Ref 60 ), Area \* ( IS Conc. / IS Area )

Curve type: RF

	# Name	Type	Std. Conc	RT	Area	IS Area	Response	Conc.	%Dev	Conc. Flag	CoD	CoD Flag	x=excluded
1	1 180307M1_6	Standard	12.500	4.31	28455.906	28455.906	12.500	12.5	0.0	NO		NO	bb
2	2 180307M1_7	Standard	12.500	4.31	27503.977	27503.977	12.500	12.5	0.0	NO		NO	bb
3	3 180307M1_8	Standard	12.500	4.31	30097.717	30097.717	12.500	12.5	0.0	NO		NO	bb
4	4 180307M1_9	Standard	12.500	4.31	30025.602	30025.602	12.500	12.5	0.0	NO		NO	bb
5	5 180307M1_10	Standard	12.500	4.31	27554.297	27554.297	12.500	12.5	0.0	NO		NO	bb
6	6 180307M1_11	Standard	12.500	4.31	30030.795	30030.795	12.500	12.5	0.0	NO		NO	bb
7	7 180307M1_12	Standard	12.500	4.31	29160.016	29160.016	12.500	12.5	0.0	NO		NO	bb
8	8 180307M1_13	Standard	12.500	4.31	29196.936	29196.936	12.500	12.5	0.0	NO		NO	bb
9	9 180307M1_14	Standard	12.500	4.31	28385.531	28385.531	12.500	12.5	0.0	NO		NO	bb
10	10 180307M1_15	Standard	12.500	4.31	25646.574	25646.574	12.500	12.5	0.0	NO		NO	bb

Dataset: F:\Projects\PFAS.PRO\Results\180307M1\180307M1-CRV\_B.qld

Last Altered: Thursday, March 08, 2018 11:45:01 Pacific Standard Time  
 Printed: Thursday, March 08, 2018 11:54:45 Pacific Standard Time

**Compound name: 13C9-PFNA**

Response Factor: 1

RRF SD: 8.27511e-017, Relative SD: 8.27511e-015

Response type: Internal Std ( Ref 61 ), Area \* ( IS Conc. / IS Area )

Curve type: RF

	# Name	Type	Std. Conc	RT	Area	IS Area	Response	Conc.	%Dev	Conc. Flag	CoD	CoD Flag	x=excluded
1	1 180307M1_6	Standard	12.500	4.75	30077.711	30077.711	12.500	12.5	0.0	NO		NO	bb
2	2 180307M1_7	Standard	12.500	4.75	33846.863	33846.863	12.500	12.5	0.0	NO		NO	bb
3	3 180307M1_8	Standard	12.500	4.75	28731.975	28731.975	12.500	12.5	0.0	NO		NO	bb
4	4 180307M1_9	Standard	12.500	4.75	28225.410	28225.410	12.500	12.5	0.0	NO		NO	bb
5	5 180307M1_10	Standard	12.500	4.75	30781.453	30781.453	12.500	12.5	0.0	NO		NO	bb
6	6 180307M1_11	Standard	12.500	4.75	28249.201	28249.201	12.500	12.5	0.0	NO		NO	bb
7	7 180307M1_12	Standard	12.500	4.75	30257.328	30257.328	12.500	12.5	0.0	NO		NO	bb
8	8 180307M1_13	Standard	12.500	4.75	29683.301	29683.301	12.500	12.5	0.0	NO		NO	bb
9	9 180307M1_14	Standard	12.500	4.75	29580.977	29580.977	12.500	12.5	0.0	NO		NO	bb
10	10 180307M1_15	Standard	12.500	4.75	26389.727	26389.727	12.500	12.5	0.0	NO		NO	bb

**Compound name: 13C4-PFOS**

Response Factor: 1

RRF SD: 7.40149e-017, Relative SD: 7.40149e-015

Response type: Internal Std ( Ref 62 ), Area \* ( IS Conc. / IS Area )

Curve type: RF

	# Name	Type	Std. Conc	RT	Area	IS Area	Response	Conc.	%Dev	Conc. Flag	CoD	CoD Flag	x=excluded
1	1 180307M1_6	Standard	12.500	4.83	6658.142	6658.142	12.500	12.5	0.0	NO		NO	bb
2	2 180307M1_7	Standard	12.500	4.83	5995.685	5995.685	12.500	12.5	0.0	NO		NO	bb
3	3 180307M1_8	Standard	12.500	4.84	6100.896	6100.896	12.500	12.5	0.0	NO		NO	bb
4	4 180307M1_9	Standard	12.500	4.84	5356.792	5356.792	12.500	12.5	0.0	NO		NO	bb
5	5 180307M1_10	Standard	12.500	4.83	6122.242	6122.242	12.500	12.5	0.0	NO		NO	bb
6	6 180307M1_11	Standard	12.500	4.83	6863.106	6863.106	12.500	12.5	0.0	NO		NO	bb
7	7 180307M1_12	Standard	12.500	4.83	6626.779	6626.779	12.500	12.5	0.0	NO		NO	bb
8	8 180307M1_13	Standard	12.500	4.84	5867.872	5867.872	12.500	12.5	0.0	NO		NO	bb
9	9 180307M1_14	Standard	12.500	4.84	5731.844	5731.844	12.500	12.5	0.0	NO		NO	bb
10	10 180307M1_15	Standard	12.500	4.84	5731.848	5731.848	12.500	12.5	0.0	NO		NO	bb

Dataset: F:\Projects\PFAS.PRO\Results\180307M1\180307M1-CRV\_B.qld

Last Altered: Thursday, March 08, 2018 11:45:01 Pacific Standard Time  
 Printed: Thursday, March 08, 2018 11:54:45 Pacific Standard Time

**Compound name: 13C6-PFDA**

Response Factor: 1

RRF SD: 3.70074e-017, Relative SD: 3.70074e-015

Response type: Internal Std ( Ref 63 ), Area \* ( IS Conc. / IS Area )

Curve type: RF

	# Name	Type	Std. Conc	RT	Area	IS Area	Response	Conc.	%Dev	Conc. Flag	CoD	CoD Flag	x=excluded
1	1 180307M1_6	Standard	12.500	5.13	34230.645	34230.645	12.500	12.5	0.0	NO		NO	bb
2	2 180307M1_7	Standard	12.500	5.13	32747.201	32747.201	12.500	12.5	0.0	NO		NO	bb
3	3 180307M1_8	Standard	12.500	5.13	32481.039	32481.039	12.500	12.5	0.0	NO		NO	bb
4	4 180307M1_9	Standard	12.500	5.13	33832.254	33832.254	12.500	12.5	0.0	NO		NO	bb
5	5 180307M1_10	Standard	12.500	5.13	32671.717	32671.717	12.500	12.5	0.0	NO		NO	bb
6	6 180307M1_11	Standard	12.500	5.13	33614.219	33614.219	12.500	12.5	0.0	NO		NO	bb
7	7 180307M1_12	Standard	12.500	5.12	30802.908	30802.908	12.500	12.5	0.0	NO		NO	bb
8	8 180307M1_13	Standard	12.500	5.13	30330.973	30330.973	12.500	12.5	0.0	NO		NO	bb
9	9 180307M1_14	Standard	12.500	5.13	31407.287	31407.287	12.500	12.5	0.0	NO		NO	bb
10	10 180307M1_15	Standard	12.500	5.13	27778.793	27778.793	12.500	12.5	0.0	NO		NO	bb

**Compound name: 13C7-PFUDa**

Response Factor: 1

RRF SD: 5.23364e-017, Relative SD: 5.23364e-015

Response type: Internal Std ( Ref 64 ), Area \* ( IS Conc. / IS Area )

Curve type: RF

	# Name	Type	Std. Conc	RT	Area	IS Area	Response	Conc.	%Dev	Conc. Flag	CoD	CoD Flag	x=excluded
1	1 180307M1_6	Standard	12.500	5.45	32989.410	32989.410	12.500	12.5	0.0	NO		NO	bb
2	2 180307M1_7	Standard	12.500	5.45	36228.250	36228.250	12.500	12.5	0.0	NO		NO	bb
3	3 180307M1_8	Standard	12.500	5.45	33282.211	33282.211	12.500	12.5	0.0	NO		NO	bb
4	4 180307M1_9	Standard	12.500	5.46	36012.574	36012.574	12.500	12.5	0.0	NO		NO	bb
5	5 180307M1_10	Standard	12.500	5.45	38909.535	38909.535	12.500	12.5	0.0	NO		NO	bb
6	6 180307M1_11	Standard	12.500	5.45	33203.250	33203.250	12.500	12.5	0.0	NO		NO	bb
7	7 180307M1_12	Standard	12.500	5.45	31065.139	31065.139	12.500	12.5	0.0	NO		NO	bb
8	8 180307M1_13	Standard	12.500	5.46	35045.059	35045.059	12.500	12.5	0.0	NO		NO	bb
9	9 180307M1_14	Standard	12.500	5.45	27414.619	27414.619	12.500	12.5	0.0	NO		NO	bb
10	10 180307M1_15	Standard	12.500	5.45	30221.021	30221.021	12.500	12.5	0.0	NO		NO	bb

Dataset: F:\Projects\PFAS.PRO\Results\180307M1\180307M1-CRV\_B.qld

Last Altered: Thursday, March 08, 2018 13:04:56 Pacific Standard Time

Printed: Thursday, March 08, 2018 13:07:12 Pacific Standard Time

Method: F:\Projects\PFAS.PRO\MethDB\PFAS\_FULL\_80C\_030718.mdb 08 Mar 2018 11:04:14

Calibration: F:\Projects\PFAS.PRO\CurveDB\C18\_VAL-PFAS\_Q4\_03-07-18-FULL.cdb 08 Mar 2018 13:04:56

Name: 180307M1\_6, Date: 07-Mar-2018, Time: 16:57:52, ID: ST180307M1-1 PFC CS-2 18C0602, Description: PFC CS-2 18C0602

	# Name	IS#	CoD	CoD Flag	%RSD
1	1 PFBA	34	0.9998	NO	
2	2 PFPeA	35	0.9997	NO	
3	3 PFBS	36	0.9994	NO	
4	4 4:2 FTS	36	0.9986	NO	
5	5 PFHxA	37	0.9988	NO	
6	6 PFPeS	36	0.9977	NO	
7	7 PFHpA	38	0.9994	NO	
8	8 L-PFHxS	39	0.9982	NO	
9	10 6:2 FTS	40	0.9973	NO	
10	11 L-PFOA	41	0.9994	NO	
11	13 PFHpS	41	0.9992	NO	
12	14 PFNA	42	0.9991	NO	
13	15 PFOSA	43	0.9994	NO	
14	16 L-PFOS	44	0.9943	NO	
15	18 PFDA	45	0.9998	NO	
16	19 8:2 FTS	46	0.9950	NO	
17	20 PFNS	44	0.9917	NO	
18	21 N-MeFOSAA	47	0.9988	NO	
19	22 N-EtFOSAA	48	0.9999	NO	
20	23 PFUdA	49	0.9994	NO	
21	24 PFDS	49	0.9996	NO	
22	25 PFDaA	50	0.9997	NO	
23	26 N-MeFOSA	51	0.9920	NO	
24	27 PFTrDA	50	0.9991	NO	
25	28 PFTeDA	52	0.9967	NO	
26	29 N-EtFOSA	53	0.9999	NO	
27	30 PFHxDA	54	0.9997	NO	
28	31 PFODA	54	0.9991	NO	
29	32 N-MeFOSE	55	0.9994	NO	
30	33 N-EtFOSE	56	0.9955	NO	
31	34 13C3-PFBA	57		NO	2.448
32	35 13C3-PFPeA	58		NO	2.937



Dataset: F:\Projects\PFAS.PRO\Results\180307M1\180307M1-CRV\_B.qld

Last Altered: Thursday, March 08, 2018 13:04:56 Pacific Standard Time

Printed: Thursday, March 08, 2018 13:07:12 Pacific Standard Time

Name: 180307M1\_6, Date: 07-Mar-2018, Time: 16:57:52, ID: ST180307M1-1 PFC CS-2 18C0602, Description: PFC CS-2 18C0602

	# Name	IS#	CoD	CoD Flag	%RSD
33	36 13C3-PFBS	58		NO	2.561
34	37 13C2-PFHxA	58		NO	2.823
35	38 13C4-PFHpA	58		NO	5.510
36	39 18O2-PFHxS	59		NO	8.497
37	40 13C2-6:2 FTS	60		NO	6.358
38	41 13C2-PFOA	60		NO	6.014
39	42 13C5-PFNA	61		NO	8.334
40	43 13C8-PFOSA	64		NO	7.992
41	44 13C8-PFOS	62		NO	10.339
42	45 13C2-PFDA	63		NO	4.590
43	46 13C2-8:2 FTS	58		NO	16.091
44	47 d3-N-MeFOSAA	64		NO	9.054
45	48 d5-N-EtFOSAA	64		NO	8.197
46	49 13C2-PFUdA	64		NO	7.403
47	50 13C2-PFDoA	64		NO	7.538
48	51 d3-N-MeFOSA	64		NO	8.996
49	52 13C2-PFTeDA	64		NO	13.976
50	53 d5-N-ETFOSA	64		NO	7.603
51	54 13C2-PFHxDA	64		NO	10.414
52	55 d7-N-MeFOSE	64		NO	12.108
53	56 d9-N-EtFOSE	64		NO	11.193
54	57 13C4-PFBA	57		NO	0.000
55	58 13C5-PFHxA	58		NO	0.000
56	59 13C3-PFHxS	59		NO	0.000
57	60 13C8-PFOA	60		NO	0.000
58	61 13C9-PFNA	61		NO	0.000
59	62 13C4-PFOS	62		NO	0.000
60	63 13C6-PFDA	63		NO	0.000
61	64 13C7-PFUdA	64		NO	0.000

Vista Analytical Laboratory

Dataset: Untitled

Last Altered: Thursday, March 08, 2018 12:23:10 Pacific Standard Time

Printed: Thursday, March 08, 2018 12:24:24 Pacific Standard Time

Method: F:\Projects\PFAS.PRO\MethDB\PFAS\_FULL\_80C\_030718.mdb 08 Mar 2018 11:59:09

Calibration: F:\Projects\PFAS.PRO\CurveDB\C18\_VAL-PFAS\_Q4\_03-07-18-FULL.cdb 08 Mar 2018 11:58:32

Compound name: PFBA

	Name	ID	Acq.Date	Acq.Time
1	180307M1_5	IPA	07-Mar-18	16:46:27
2	180307M1_6	ST180307M1-1 PFC CS-2 18C0602	07-Mar-18	16:57:52
3	180307M1_7	ST180307M1-2 PFC CS-1 18C0603	07-Mar-18	17:09:19
4	180307M1_8	ST180307M1-3 PFC CS0 18C0604	07-Mar-18	17:20:45
5	180307M1_9	ST180307M1-4 PFC CS1 18C0605	07-Mar-18	17:32:12
6	180307M1_10	ST180307M1-5 PFC CS2 18C0606	07-Mar-18	17:43:42
7	180307M1_11	ST180307M1-6 PFC CS3 18C0607	07-Mar-18	17:55:11
8	180307M1_12	ST180307M1-7 PFC CS4 18C0608	07-Mar-18	18:06:41
9	180307M1_13	ST180307M1-8 PFC CS5 18C0609	07-Mar-18	18:18:12
10	180307M1_14	ST180307M1-9 PFC CS6 18C0610	07-Mar-18	18:29:40
11	180307M1_15	ST180307M1-10 PFC CS7 18C0611	07-Mar-18	18:41:09
12	180307M1_16	IPA	07-Mar-18	18:52:38
13	180307M1_17	ICV180307M1-1 PFC ICV 18C0601	07-Mar-18	19:04:07
14	180307M1_18	IPA	07-Mar-18	19:15:34

Dataset: F:\Projects\PFAS.PRO\Results\180307M1\180307M1-CRV\_B.qld

Last Altered: Thursday, March 08, 2018 11:45:01 Pacific Standard Time

Printed: Thursday, March 08, 2018 11:54:20 Pacific Standard Time

Method: F:\Projects\PFAS.PRO\MethDB\PFAS\_FULL\_80C\_030718.mdb 08 Mar 2018 11:04:14

Calibration: F:\Projects\PFAS.PRO\CurveDB\C18\_VAL-PFAS\_Q4\_03-07-18-FULL.cdb 08 Mar 2018 11:45:01

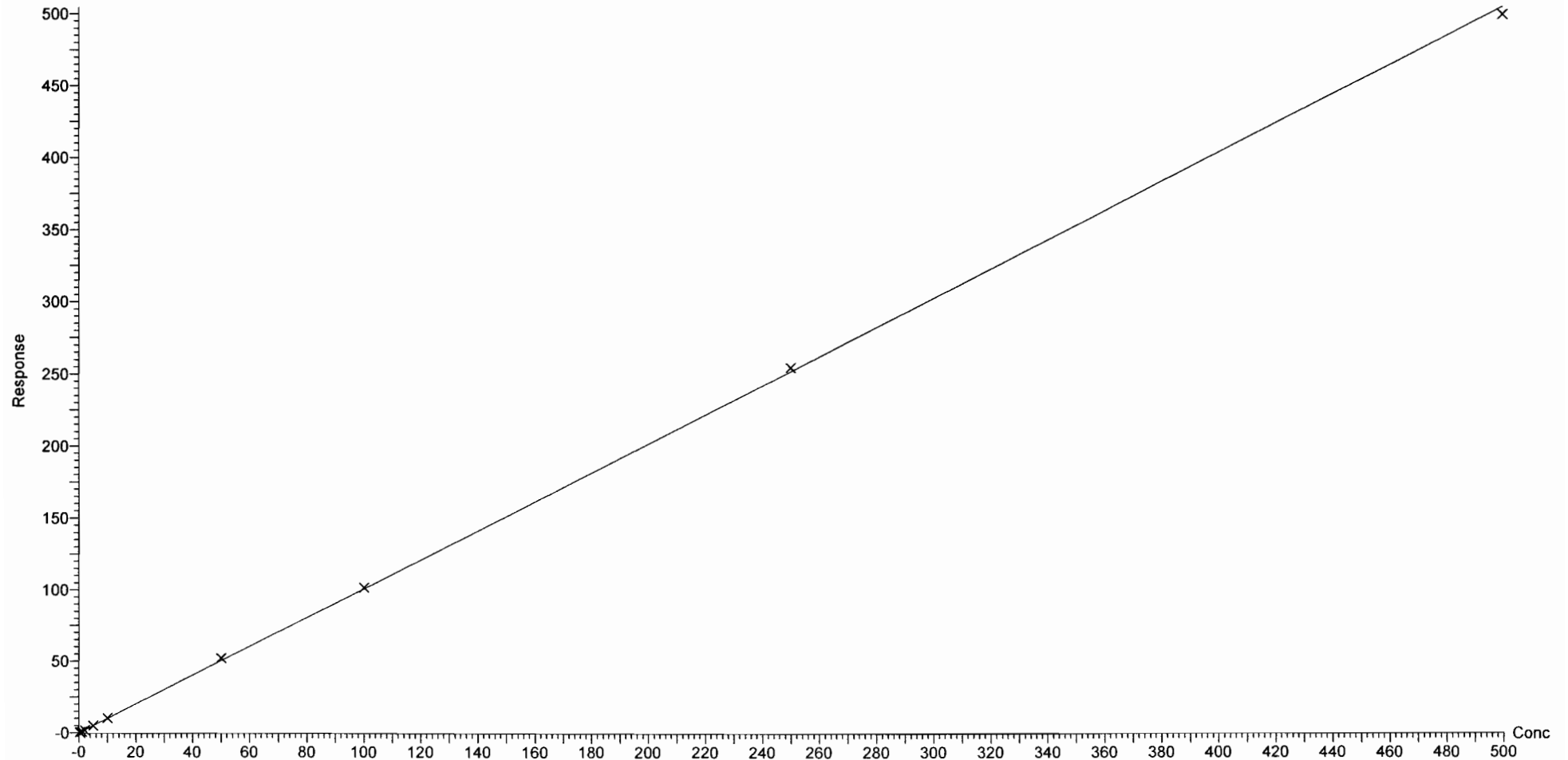
Compound name: PFBA

Correlation coefficient:  $r = 0.999897$ ,  $r^2 = 0.999793$

Calibration curve:  $1.00856 * x + -0.022372$

Response type: Internal Std ( Ref 34 ), Area \* ( IS Conc. / IS Area )

Curve type: Linear, Origin: Include, Weighting: 1/x, Axis trans: None



Dataset: F:\Projects\PFAS.PRO\Results\180307M1\180307M1-CRV\_B.qld

Last Altered: Thursday, March 08, 2018 11:45:01 Pacific Standard Time

Printed: Thursday, March 08, 2018 11:54:20 Pacific Standard Time

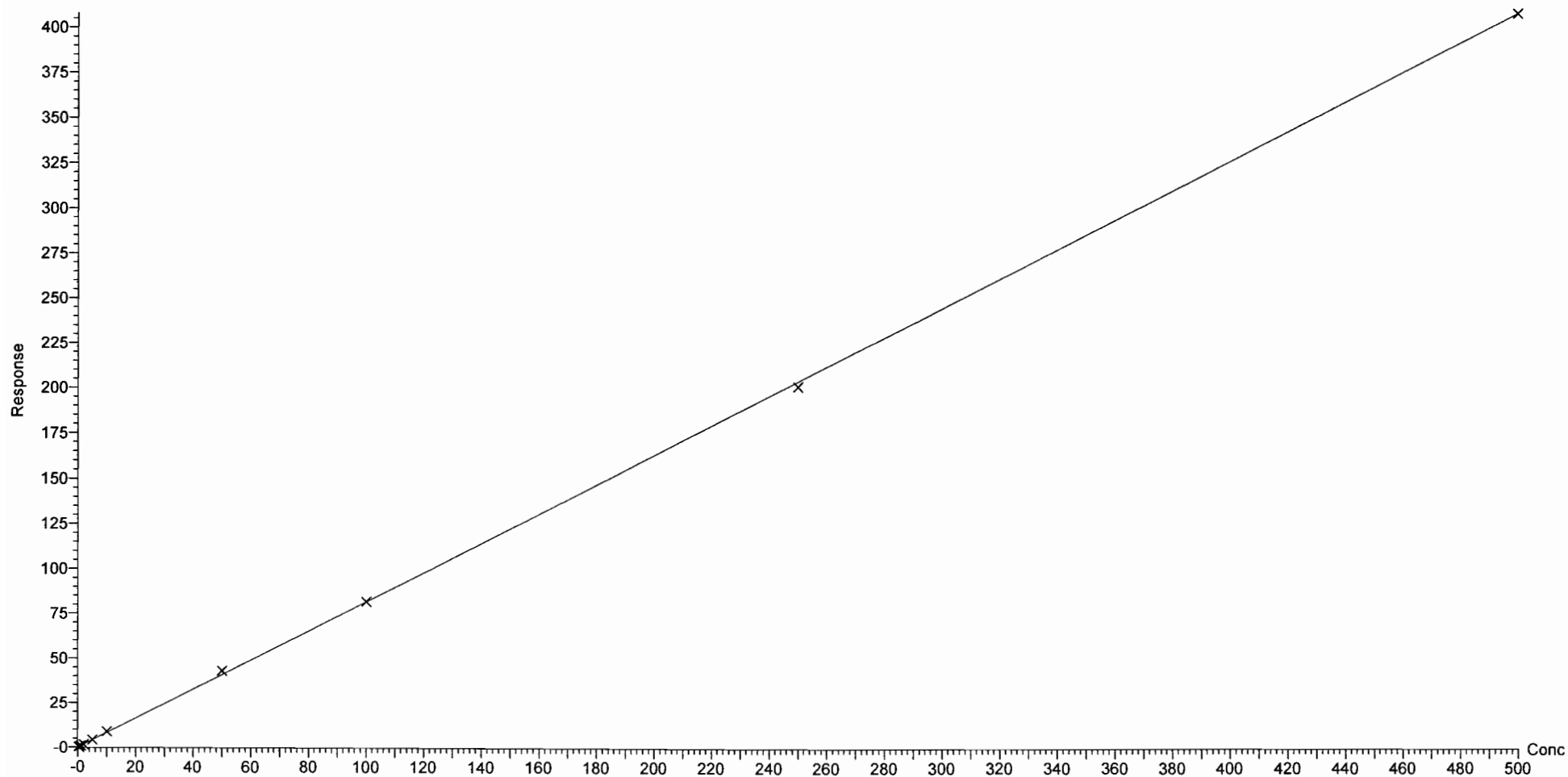
Compound name: PFPeA

Correlation coefficient:  $r = 0.999865$ ,  $r^2 = 0.999730$

Calibration curve:  $0.815683 * x + 0.0460859$

Response type: Internal Std ( Ref 35 ), Area \* ( IS Conc. / IS Area )

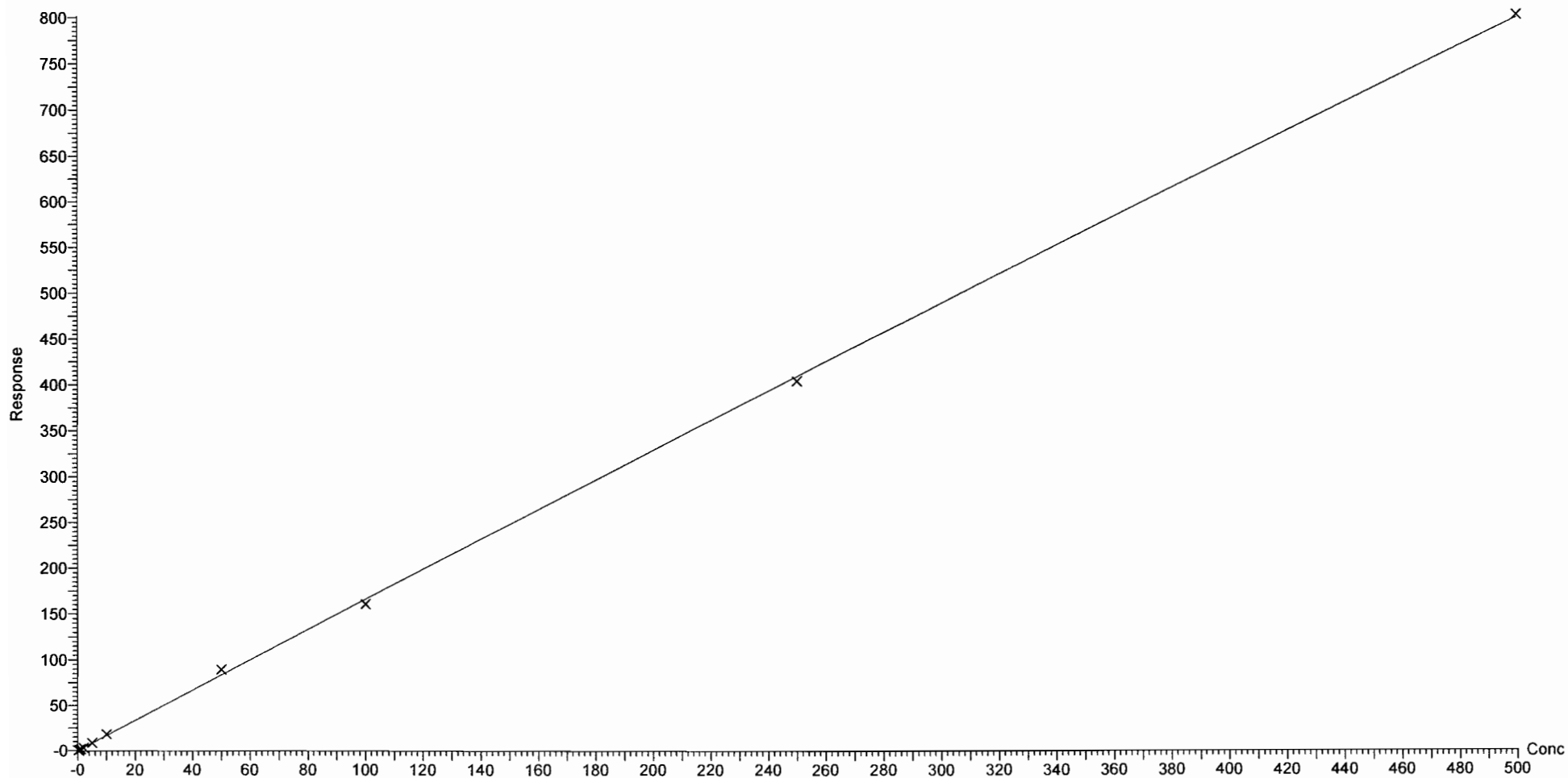
Curve type: Linear, Origin: Exclude, Weighting: 1/x, Axis trans: None



Dataset: F:\Projects\PFAS.PRO\Results\180307M1\180307M1-CRV\_B.qld

Last Altered: Thursday, March 08, 2018 11:45:01 Pacific Standard Time  
Printed: Thursday, March 08, 2018 11:54:20 Pacific Standard Time

Compound name: PFBS  
Coefficient of Determination:  $R^2 = 0.999430$   
Calibration curve:  $-0.000158919 * x^2 + 1.67715 * x + -0.0687622$   
Response type: Internal Std ( Ref 36 ), Area \* ( IS Conc. / IS Area )  
Curve type: 2nd Order, Origin: Exclude, Weighting: 1/x, Axis trans: None



Dataset: F:\Projects\PFAS.PRO\Results\180307M1\180307M1-CRV\_B.qld

Last Altered: Thursday, March 08, 2018 11:45:01 Pacific Standard Time

Printed: Thursday, March 08, 2018 11:54:20 Pacific Standard Time

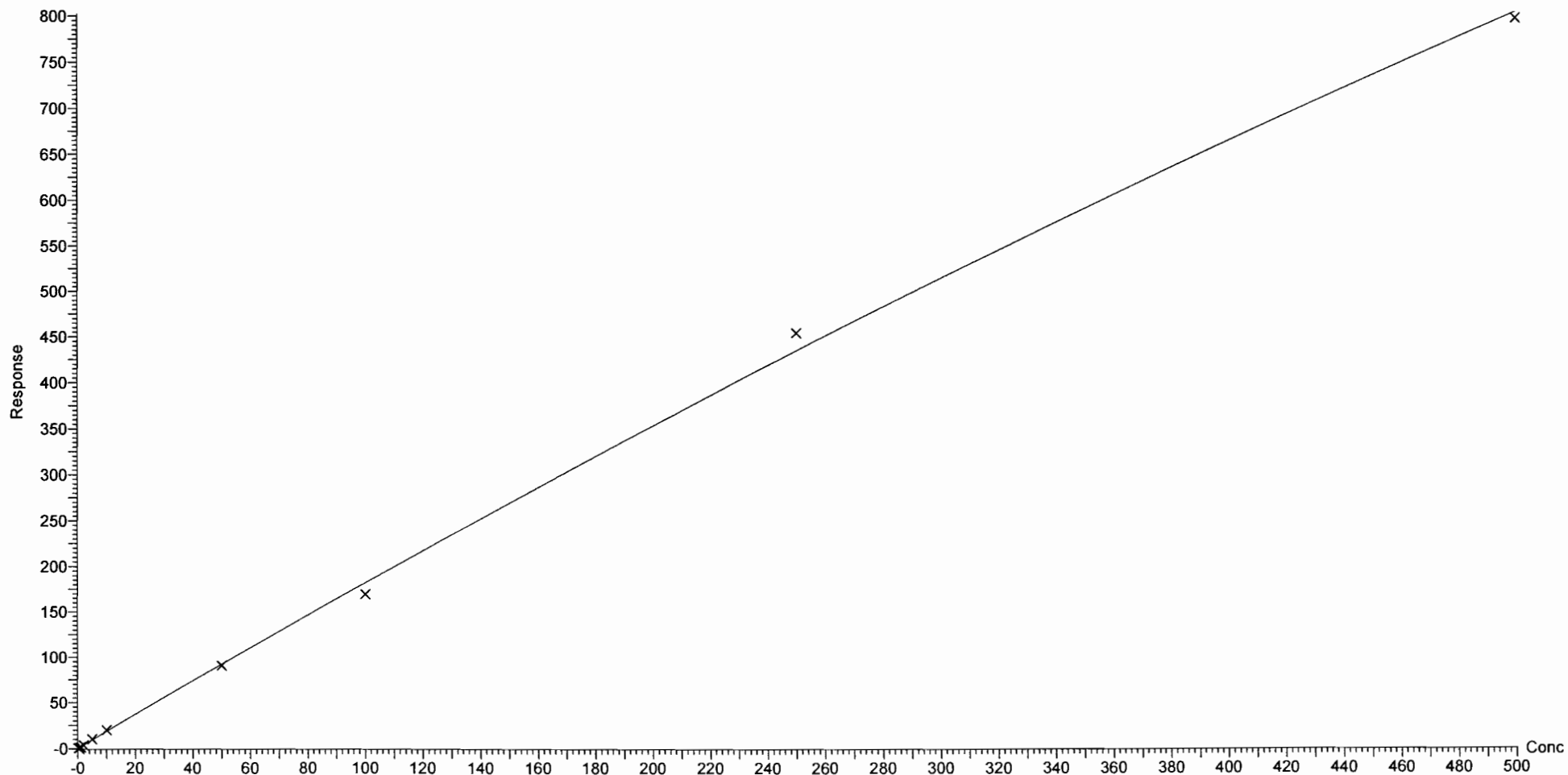
Compound name: 4:2 FTS

Coefficient of Determination:  $R^2 = 0.998598$

Calibration curve:  $-0.00054105 * x^2 + 1.8746 * x + 0.00712519$

Response type: Internal Std ( Ref 36 ), Area \* ( IS Conc. / IS Area )

Curve type: 2nd Order, Origin: Exclude, Weighting: 1/x, Axis trans: None



Dataset: F:\Projects\PFAS.PRO\Results\180307M1\180307M1-CRV\_B.qld

Last Altered: Thursday, March 08, 2018 11:45:01 Pacific Standard Time

Printed: Thursday, March 08, 2018 11:54:20 Pacific Standard Time

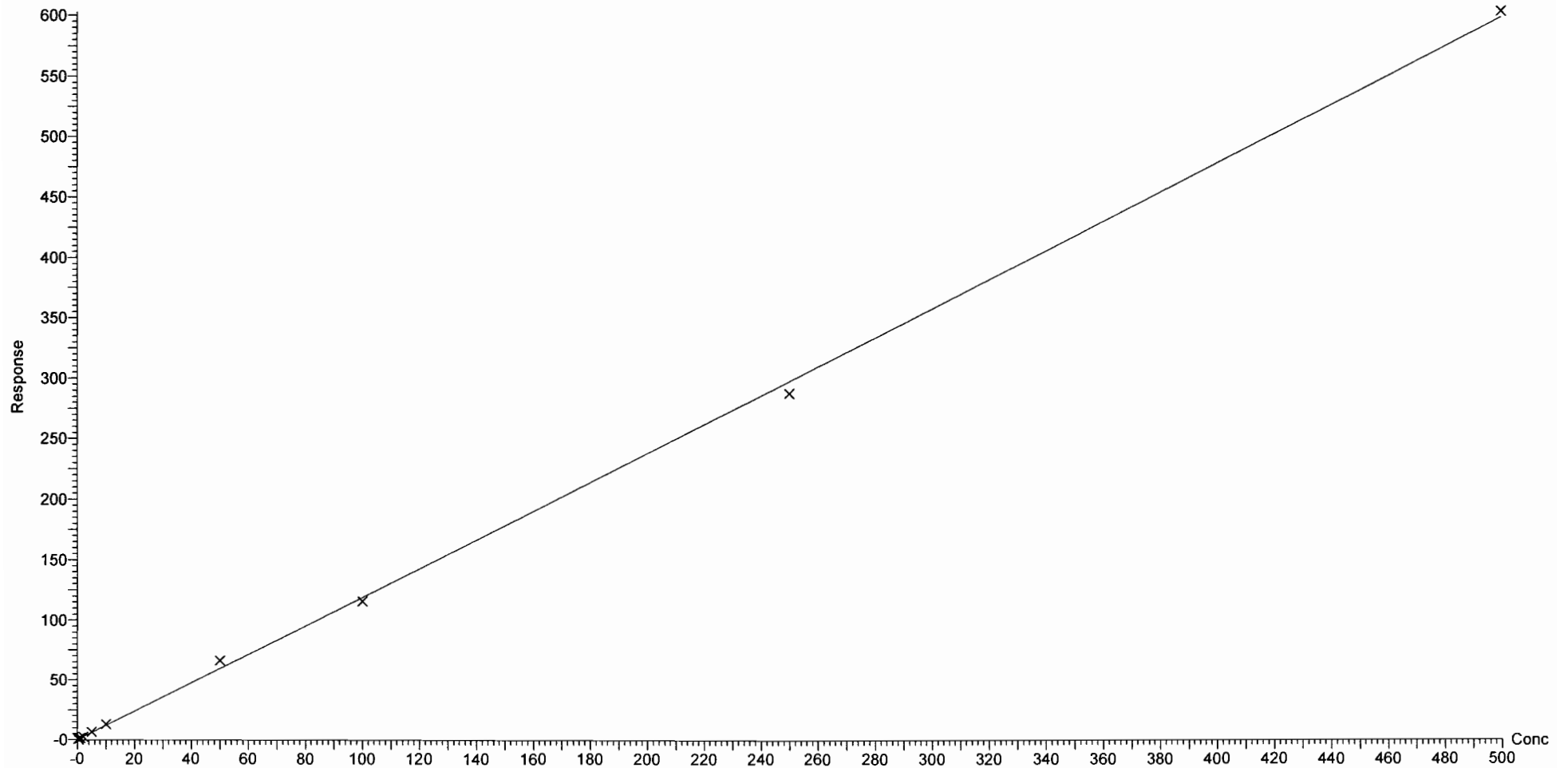
Compound name: PFHxA

Coefficient of Determination:  $R^2 = 0.998788$

Calibration curve:  $2.06682e-005 * x^2 + 1.18443 * x + 0.0839874$

Response type: Internal Std ( Ref 37 ), Area \* ( IS Conc. / IS Area )

Curve type: 2nd Order, Origin: Include, Weighting: 1/x, Axis trans: None



Dataset: F:\Projects\PFAS.PRO\Results\180307M1\180307M1-CRV\_B.qld

Last Altered: Thursday, March 08, 2018 11:45:01 Pacific Standard Time

Printed: Thursday, March 08, 2018 11:54:20 Pacific Standard Time

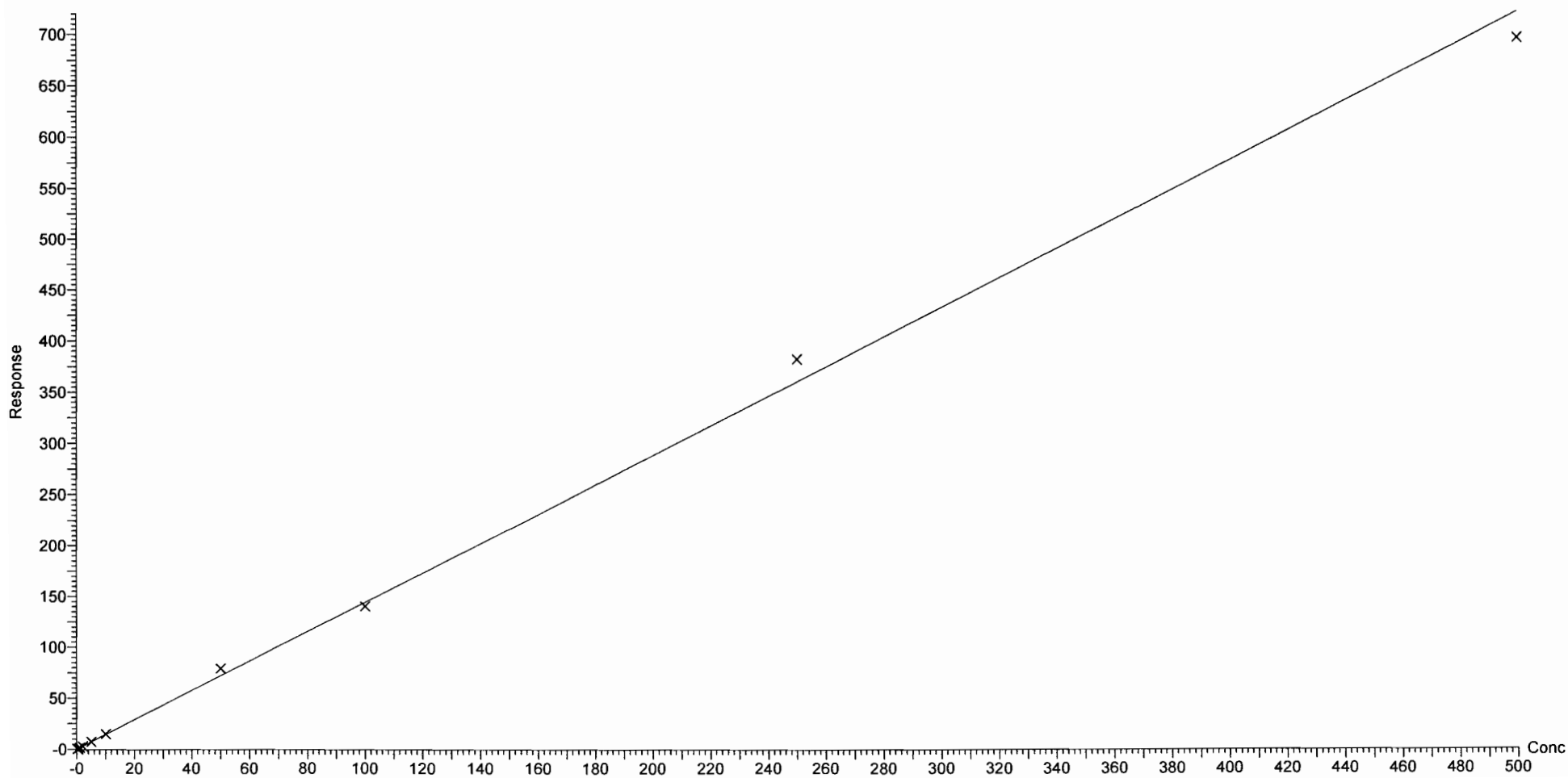
Compound name: PFPeS

Correlation coefficient:  $r = 0.998848$ ,  $r^2 = 0.997698$

Calibration curve:  $1.44062 * x + 0.0351081$

Response type: Internal Std ( Ref 36 ), Area \* ( IS Conc. / IS Area )

Curve type: Linear, Origin: Exclude, Weighting: 1/x, Axis trans: None

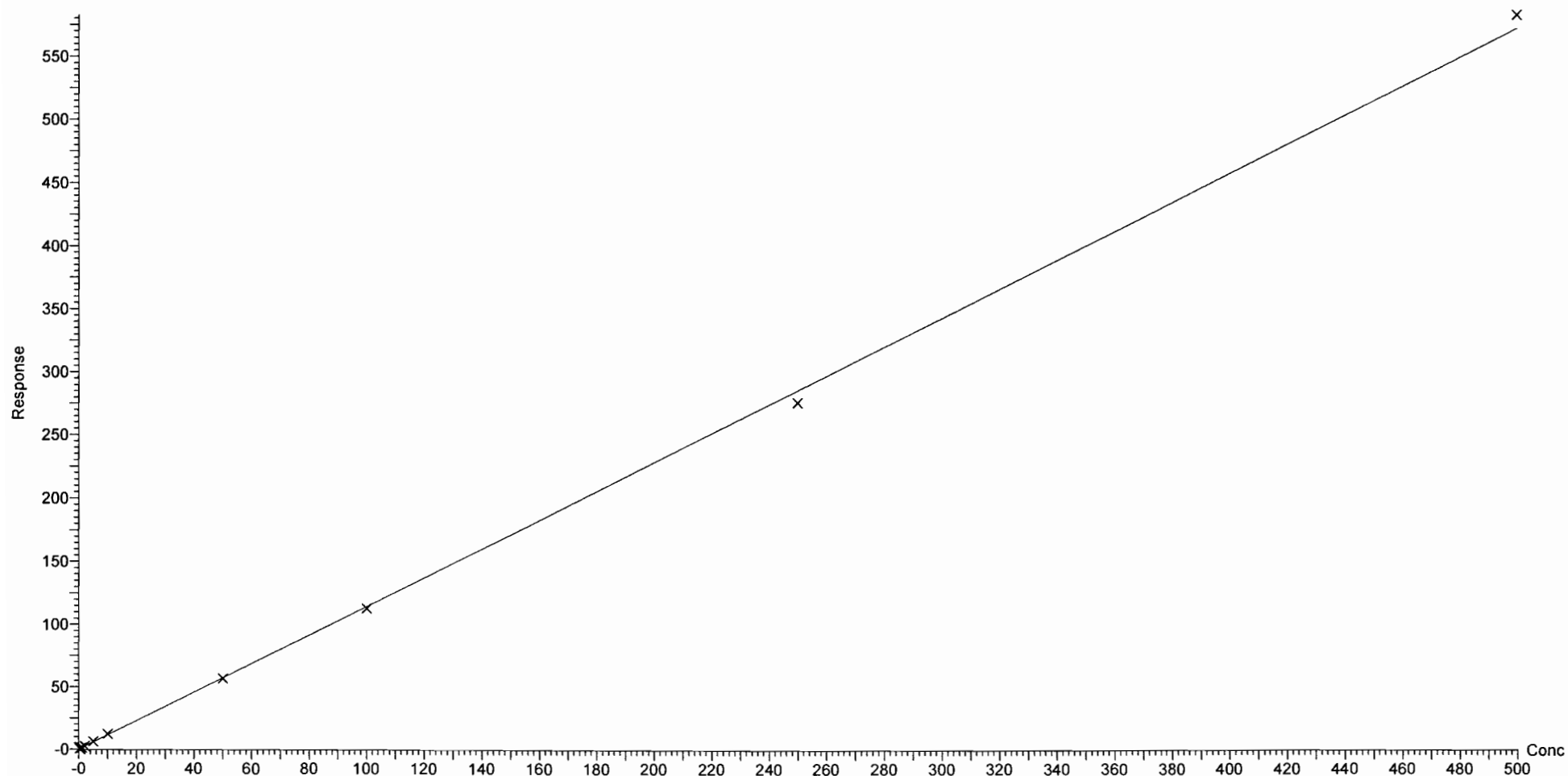




Dataset: F:\Projects\PFAS.PRO\Results\180307M1\180307M1-CRV\_B.qld

Last Altered: Thursday, March 08, 2018 11:45:01 Pacific Standard Time  
Printed: Thursday, March 08, 2018 11:54:20 Pacific Standard Time

Compound name: PFHpA  
Correlation coefficient:  $r = 0.999706$ ,  $r^2 = 0.999412$   
Calibration curve:  $1.14274 * x + 0.100127$   
Response type: Internal Std ( Ref 38 ), Area \* ( IS Conc. / IS Area )  
Curve type: Linear, Origin: Exclude, Weighting: 1/x, Axis trans: None



Dataset: F:\Projects\PFAS.PRO\Results\180307M1\180307M1-CRV\_B.qld

Last Altered: Thursday, March 08, 2018 11:45:01 Pacific Standard Time

Printed: Thursday, March 08, 2018 11:54:20 Pacific Standard Time

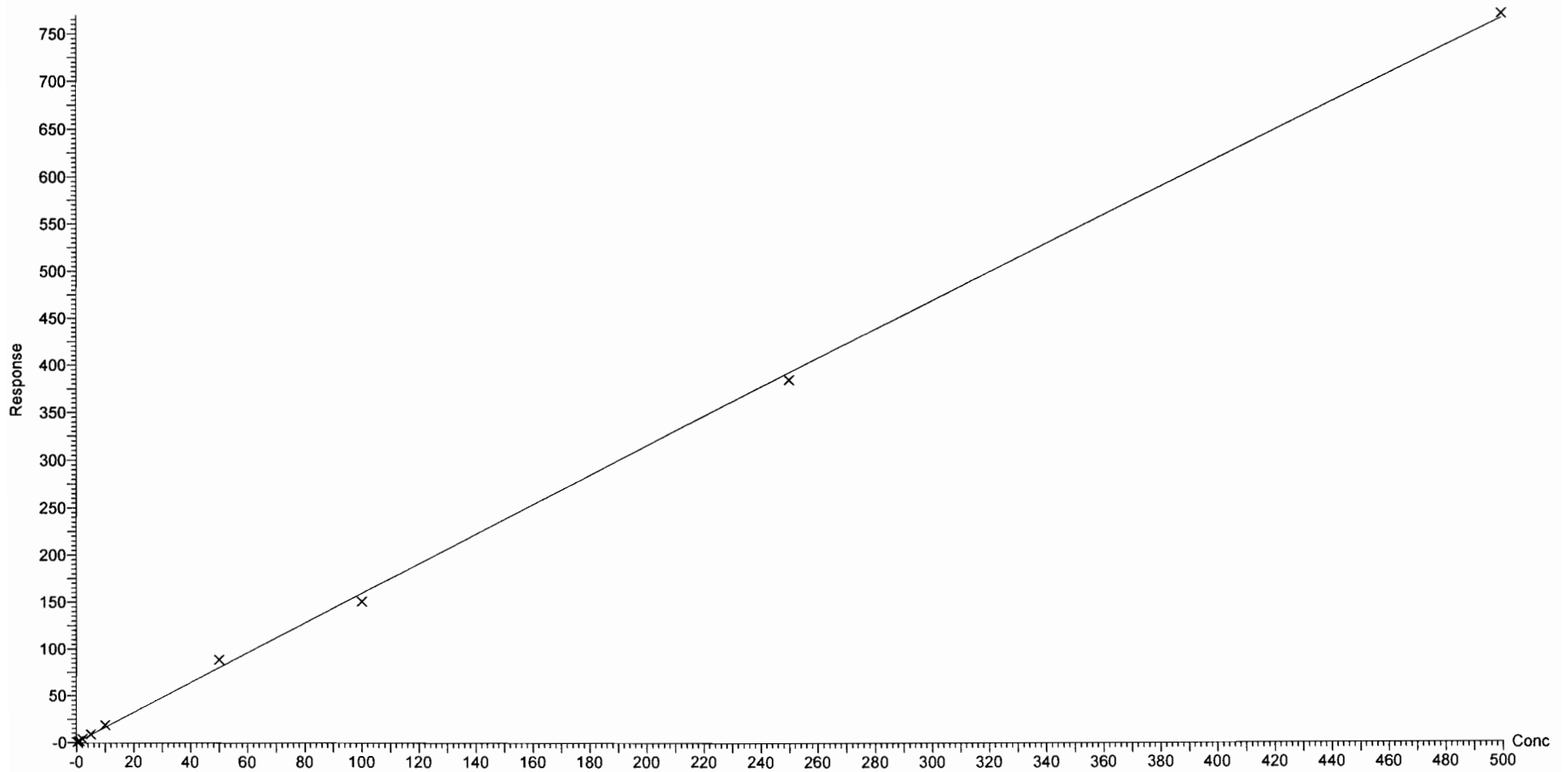
Compound name: L-PFHxS

Coefficient of Determination:  $R^2 = 0.998479$

Calibration curve:  $-0.000155194 * x^2 + 1.60684 * x + 0.149402$

Response type: Internal Std ( Ref 39 ), Area \* ( IS Conc. / IS Area )

Curve type: 2nd Order, Origin: Exclude, Weighting: 1/x, Axis trans: None



Dataset: F:\Projects\PFAS.PRO\Results\180307M1\180307M1-CRV\_B.qld

Last Altered: Thursday, March 08, 2018 11:45:01 Pacific Standard Time

Printed: Thursday, March 08, 2018 11:54:20 Pacific Standard Time

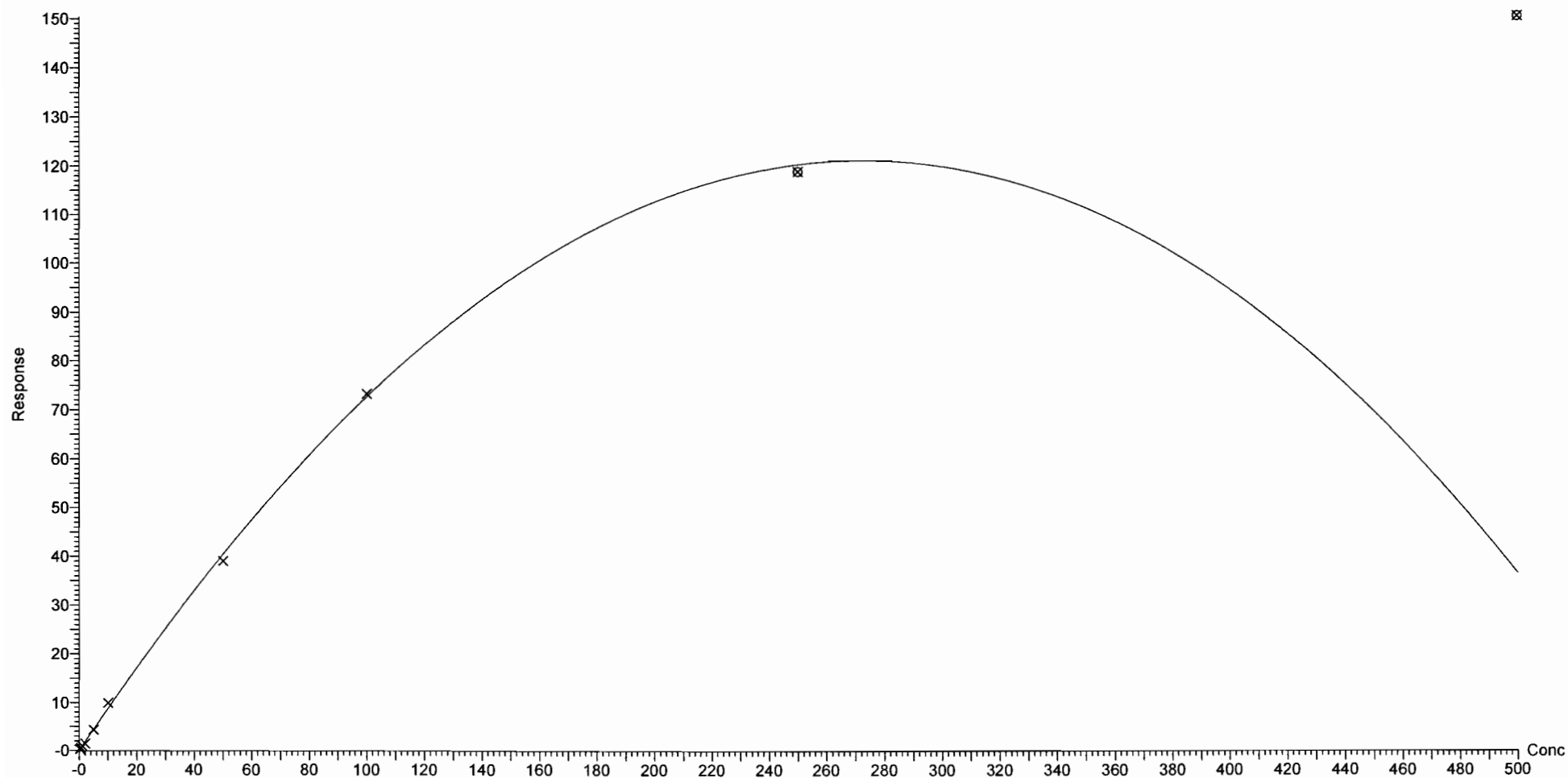
Compound name: 6:2 FTS

Coefficient of Determination:  $R^2 = 0.997316$

Calibration curve:  $-0.00163396 * x^2 + 0.889965 * x + 0.0235723$

Response type: Internal Std ( Ref 40 ), Area \* ( IS Conc. / IS Area )

Curve type: 2nd Order, Origin: Include, Weighting: 1/x, Axis trans: None



Dataset: F:\Projects\PFAS.PRO\Results\180307M1\180307M1-CRV\_B.qld

Last Altered: Thursday, March 08, 2018 11:45:01 Pacific Standard Time

Printed: Thursday, March 08, 2018 11:54:20 Pacific Standard Time

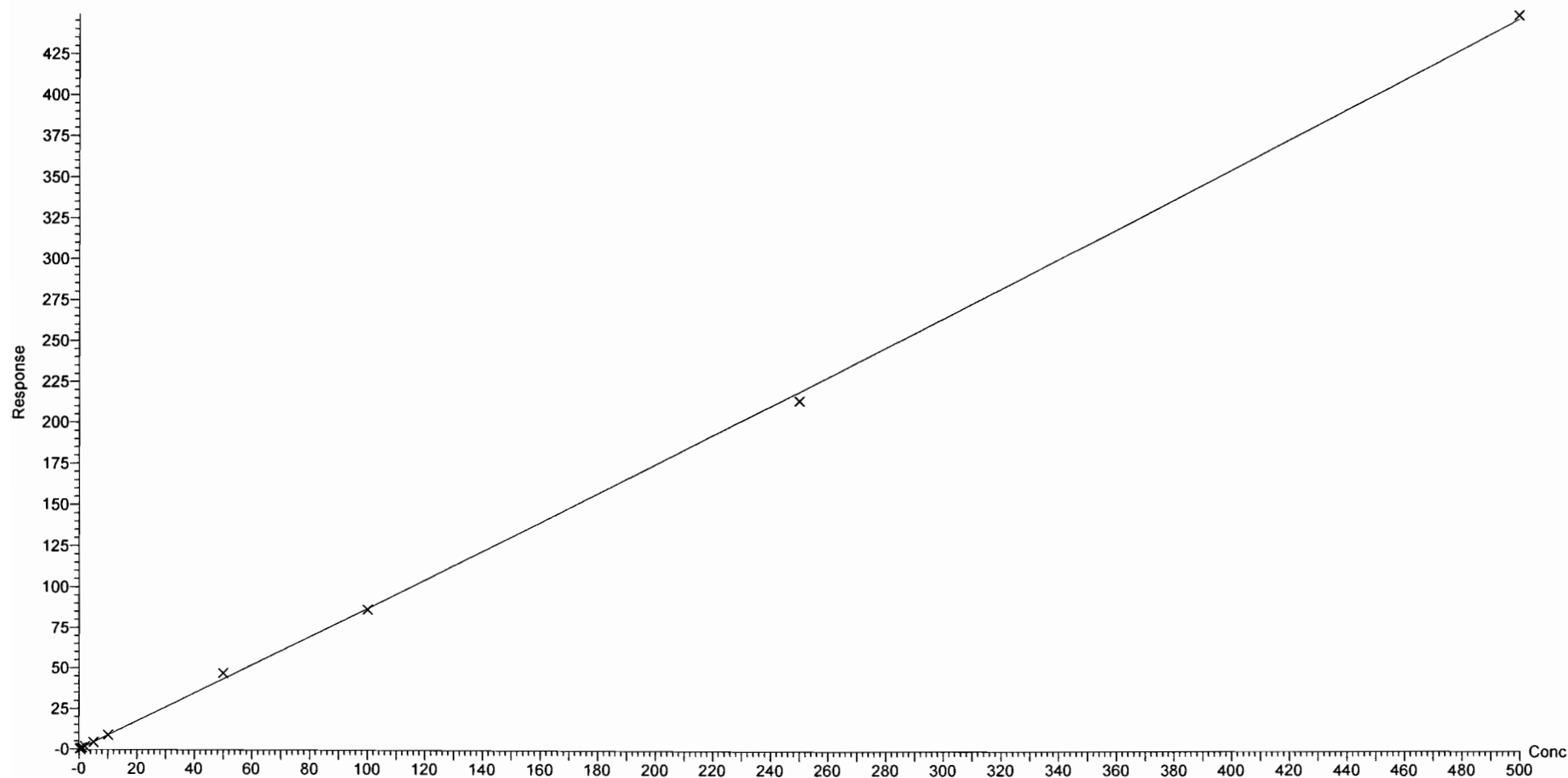
Compound name: L-PFOA

Coefficient of Determination:  $R^2 = 0.999417$

Calibration curve:  $5.73747e-005 * x^2 + 0.86389 * x + 0.0785332$

Response type: Internal Std ( Ref 41 ), Area \* ( IS Conc. / IS Area )

Curve type: 2nd Order, Origin: Exclude, Weighting: 1/x, Axis trans: None



Dataset: F:\Projects\PFAS.PRO\Results\180307M1\180307M1-CRV\_B.qld

Last Altered: Thursday, March 08, 2018 11:58:33 Pacific Standard Time

Printed: Thursday, March 08, 2018 12:09:19 Pacific Standard Time

Method: F:\Projects\PFAS.PRO\MethDB\PFAS\_FULL\_80C\_030718.mdb 08 Mar 2018 11:04:14

Calibration: F:\Projects\PFAS.PRO\CurveDB\C18\_VAL-PFAS\_Q4\_03-07-18-FULL.cdb 08 Mar 2018 11:58:32

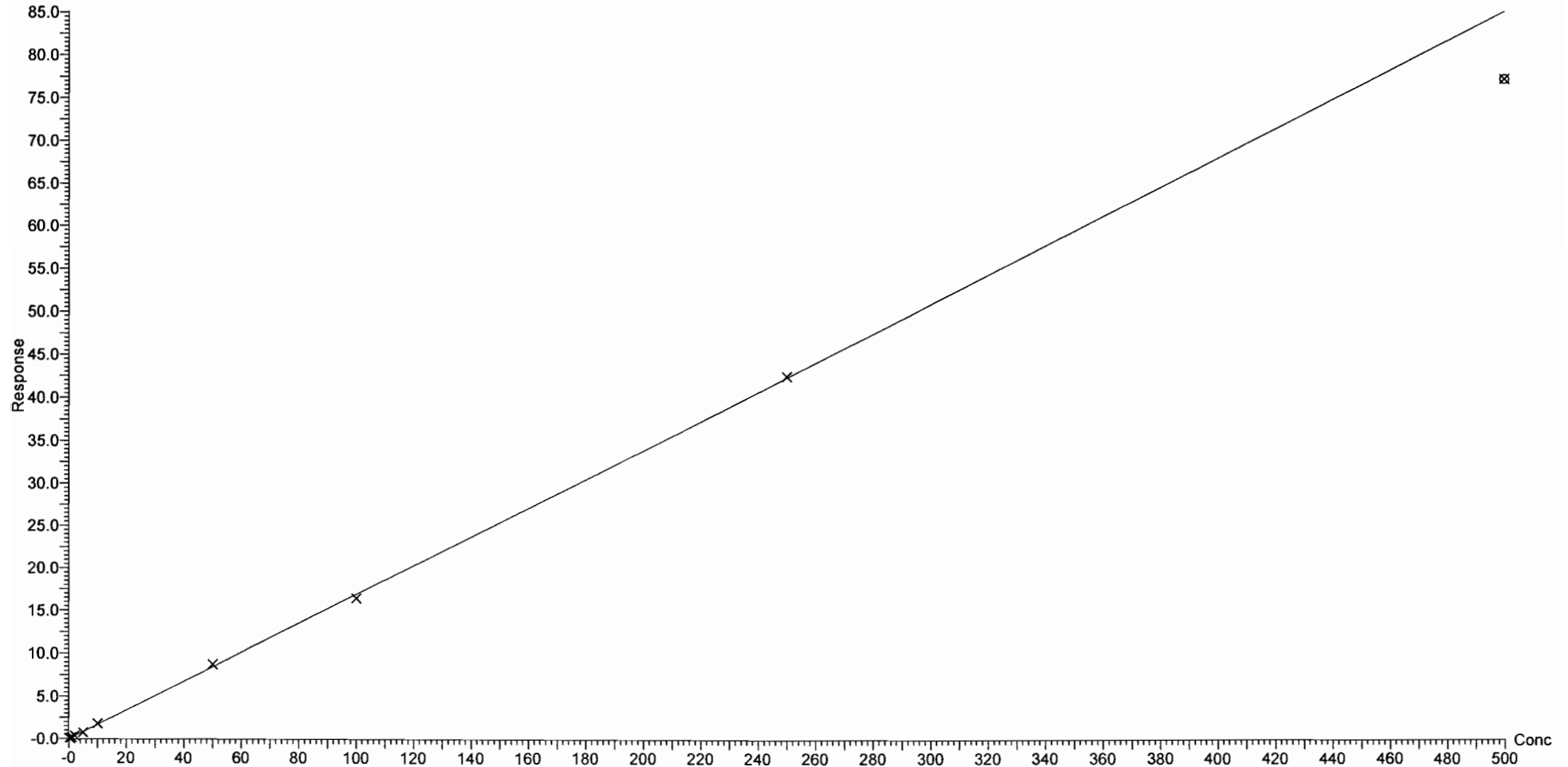
Compound name: PFHpS

Coefficient of Determination:  $R^2 = 0.999237$

Calibration curve:  $2.33731e-006 * x^2 + 0.16903 * x + -0.010638$

Response type: Internal Std ( Ref 41 ), Area \* ( IS Conc. / IS Area )

Curve type: 2nd Order, Origin: Exclude, Weighting: 1/x, Axis trans: None



Dataset: F:\Projects\PFAS.PRO\Results\180307M1\180307M1-CRV\_B.qld

Last Altered: Thursday, March 08, 2018 11:45:01 Pacific Standard Time

Printed: Thursday, March 08, 2018 11:54:20 Pacific Standard Time

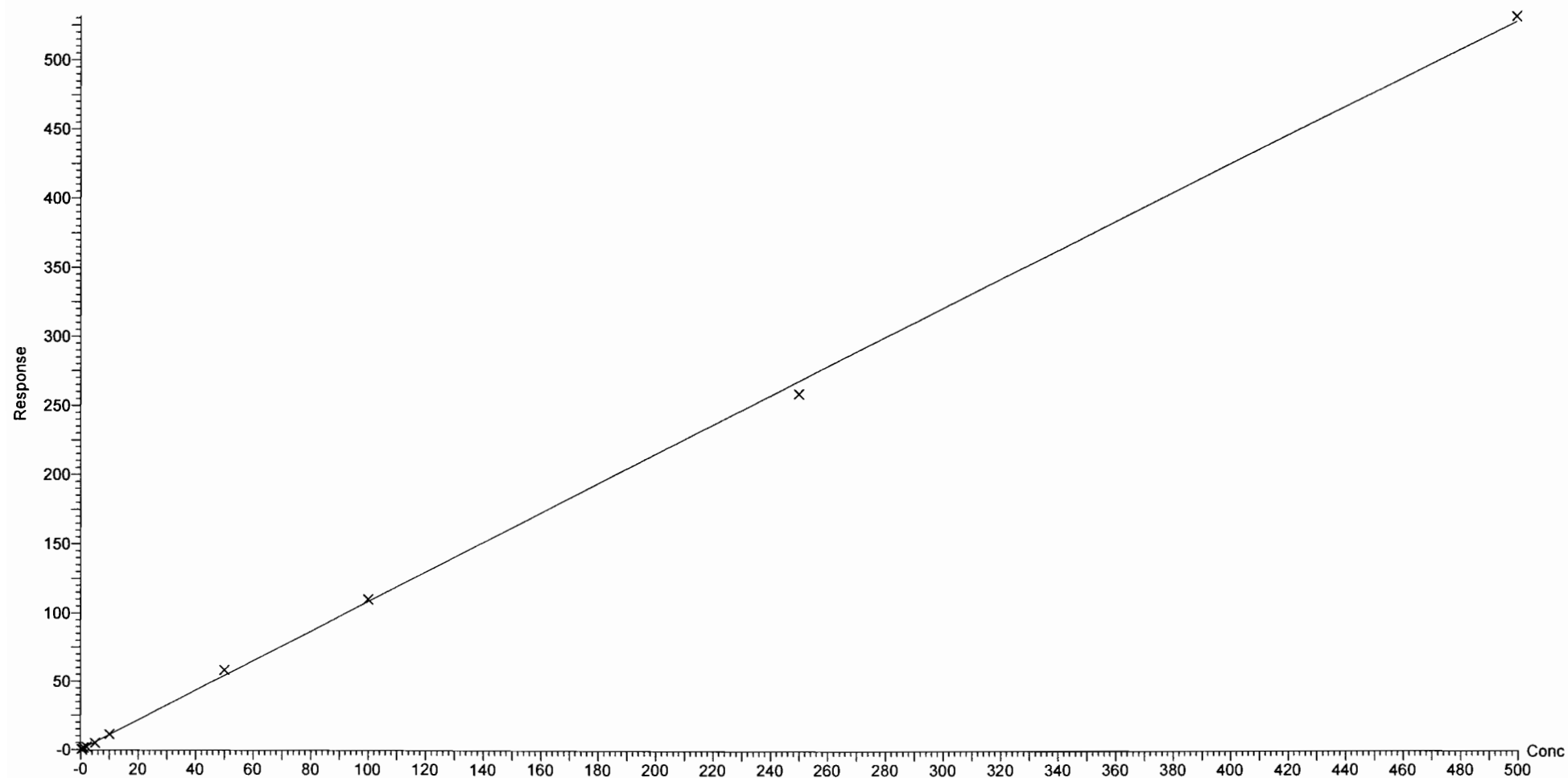
Compound name: PFNA

Coefficient of Determination:  $R^2 = 0.999133$

Calibration curve:  $-7.09061e-005 * x^2 + 1.09067 * x + 0.103342$

Response type: Internal Std ( Ref 42 ), Area \* ( IS Conc. / IS Area )

Curve type: 2nd Order, Origin: Exclude, Weighting: 1/x, Axis trans: None



Dataset: F:\Projects\PFAS.PRO\Results\180307M1\180307M1-CRV\_B.qld

Last Altered: Thursday, March 08, 2018 11:45:01 Pacific Standard Time

Printed: Thursday, March 08, 2018 11:54:20 Pacific Standard Time

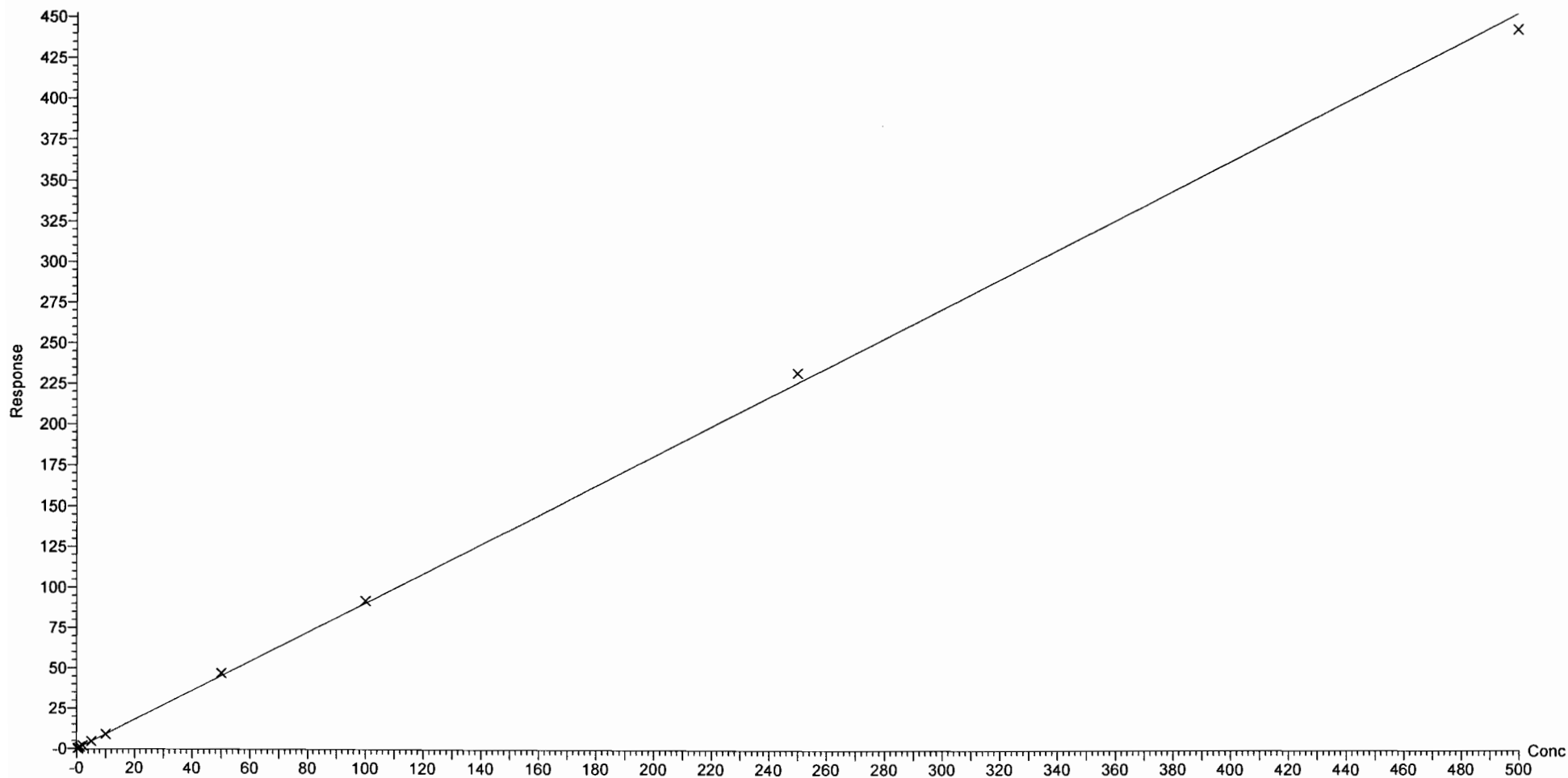
Compound name: PFOSA

Correlation coefficient:  $r = 0.999687$ ,  $r^2 = 0.999374$

Calibration curve:  $0.904782 * x + -0.0377316$

Response type: Internal Std ( Ref 43 ), Area \* ( IS Conc. / IS Area )

Curve type: Linear, Origin: Exclude, Weighting: 1/x, Axis trans: None



Dataset: F:\Projects\PFAS.PRO\Results\180307M1\180307M1-CRV\_B.qld

Last Altered: Thursday, March 08, 2018 11:45:01 Pacific Standard Time

Printed: Thursday, March 08, 2018 11:54:20 Pacific Standard Time

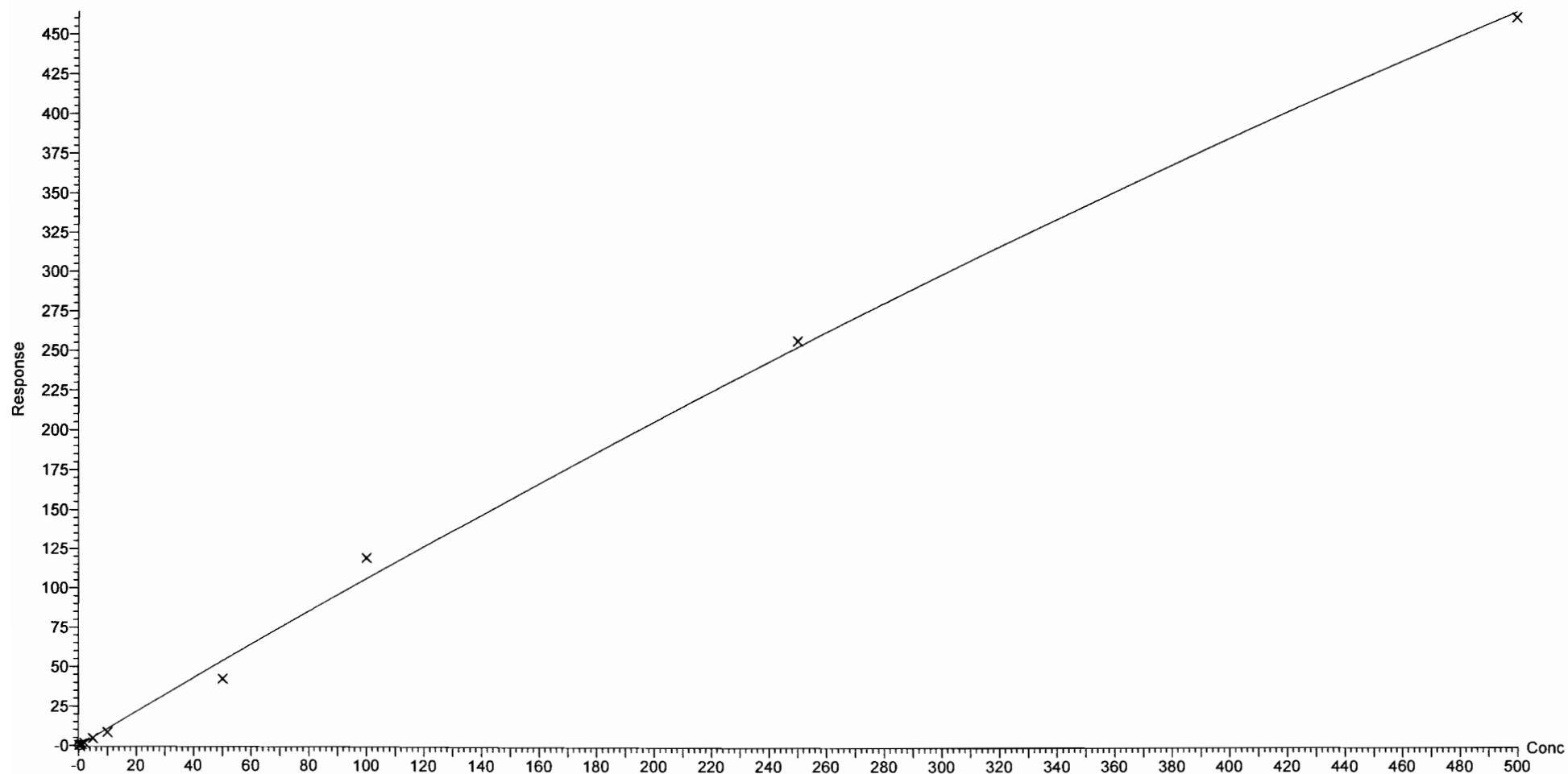
Compound name: L-PFOS

Coefficient of Determination:  $R^2 = 0.994319$

Calibration curve:  $-0.000338774 * x^2 + 1.09806 * x + -0.250673$

Response type: Internal Std ( Ref 44 ), Area \* ( IS Conc. / IS Area )

Curve type: 2nd Order, Origin: Exclude, Weighting: 1/x, Axis trans: None





Dataset: F:\Projects\PFAS.PRO\Results\180307M1\180307M1-CRV\_B.qld

Last Altered: Thursday, March 08, 2018 11:45:01 Pacific Standard Time

Printed: Thursday, March 08, 2018 11:54:20 Pacific Standard Time

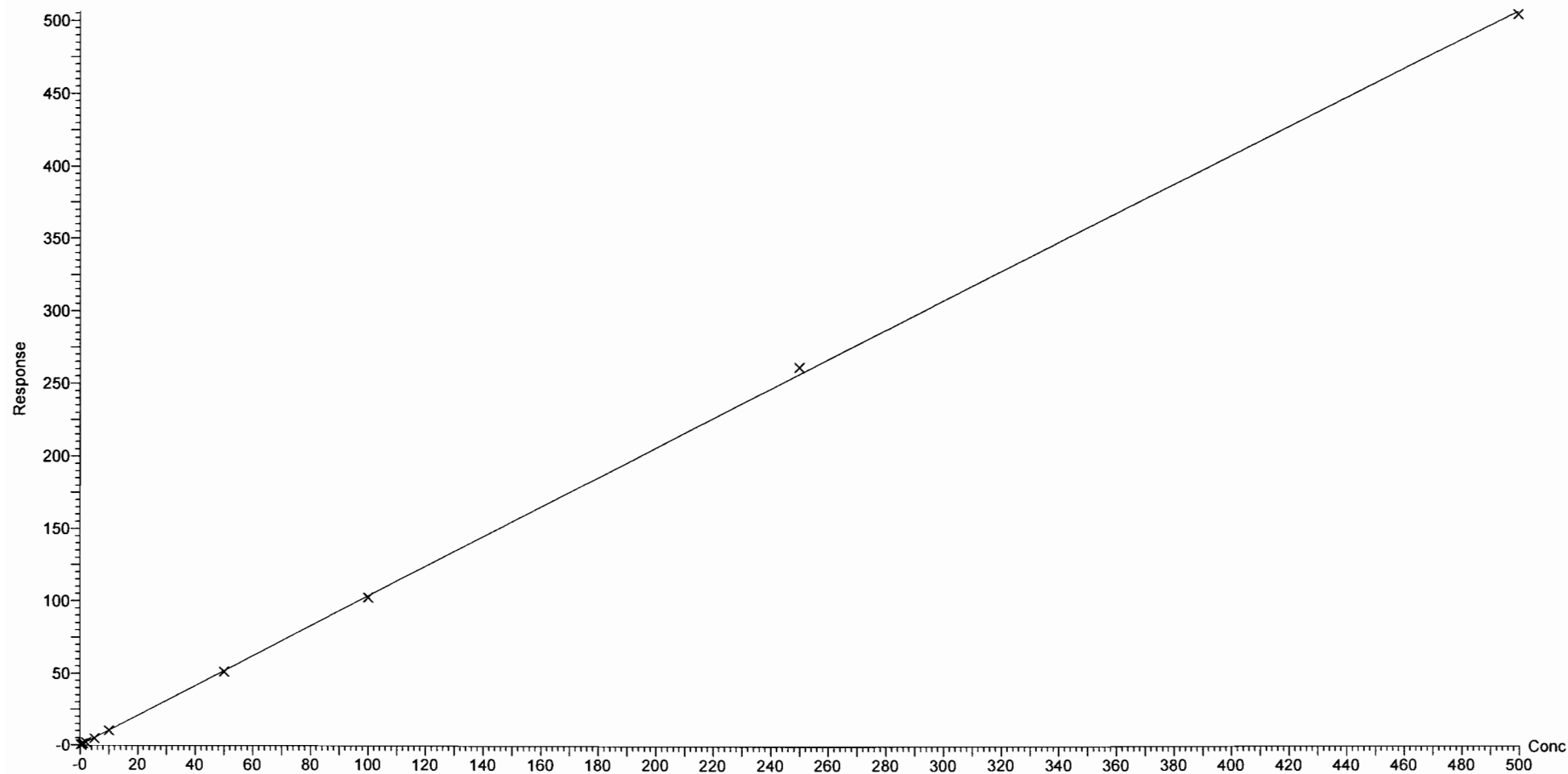
Compound name: PFDA

Coefficient of Determination:  $R^2 = 0.999780$

Calibration curve:  $-6.20967e-005 * x^2 + 1.04357 * x + -0.0162735$

Response type: Internal Std ( Ref 45 ), Area \* ( IS Conc. / IS Area )

Curve type: 2nd Order, Origin: Exclude, Weighting: 1/x, Axis trans: None



Dataset: F:\Projects\PFAS.PRO\Results\180307M1\180307M1-CRV\_B.qld

Last Altered: Thursday, March 08, 2018 11:45:01 Pacific Standard Time

Printed: Thursday, March 08, 2018 11:54:20 Pacific Standard Time

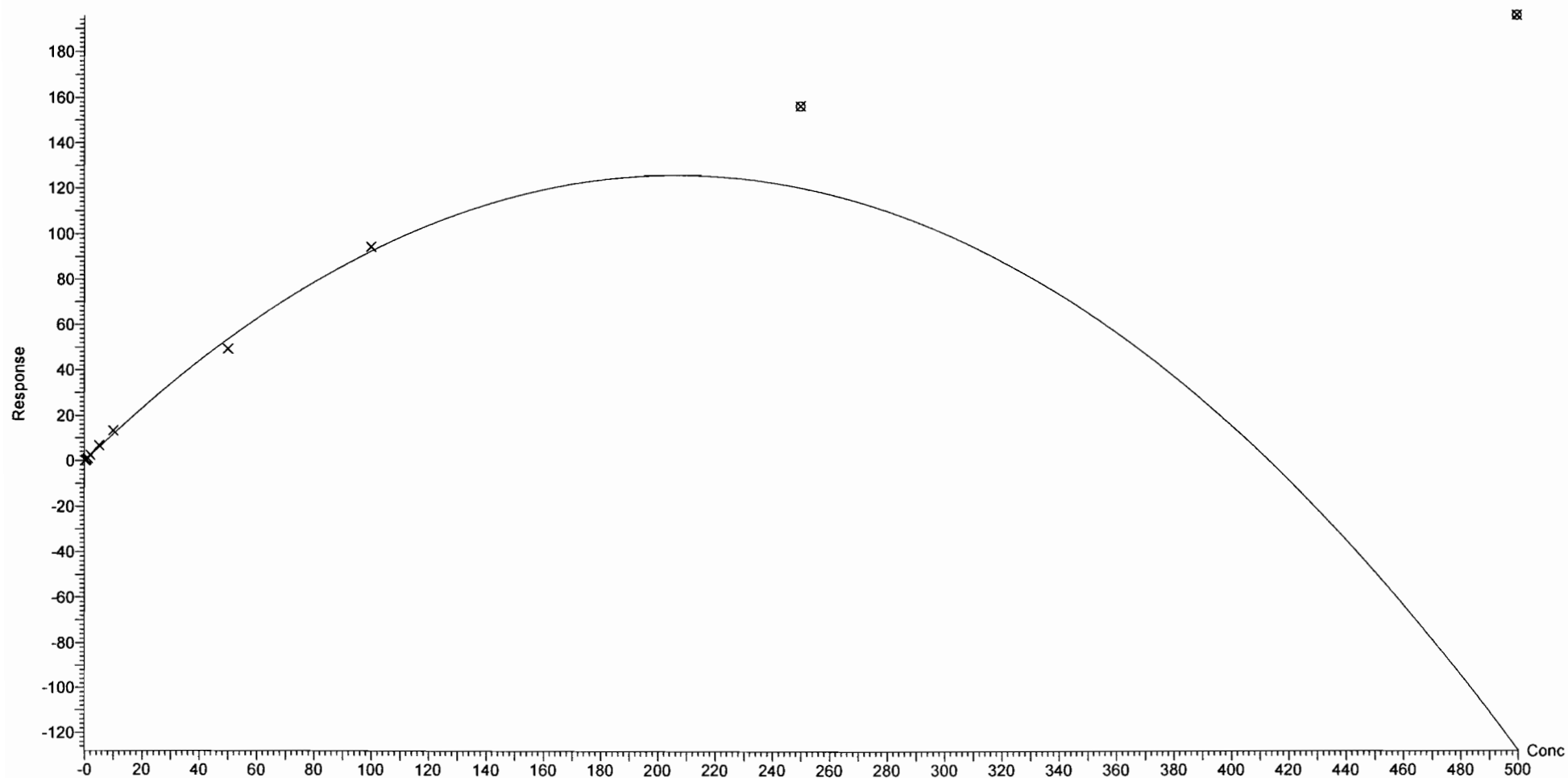
Compound name: 8:2 FTS

Coefficient of Determination:  $R^2 = 0.994918$

Calibration curve:  $-0.00295158 * x^2 + 1.22018 * x + -0.0610347$

Response type: Internal Std ( Ref 46 ), Area \* ( IS Conc. / IS Area )

Curve type: 2nd Order, Origin: Exclude, Weighting: 1/x, Axis trans: None



Dataset: F:\Projects\PFAS.PRO\Results\180307M1\180307M1-CRV\_B.qld

Last Altered: Thursday, March 08, 2018 11:45:01 Pacific Standard Time

Printed: Thursday, March 08, 2018 11:54:20 Pacific Standard Time

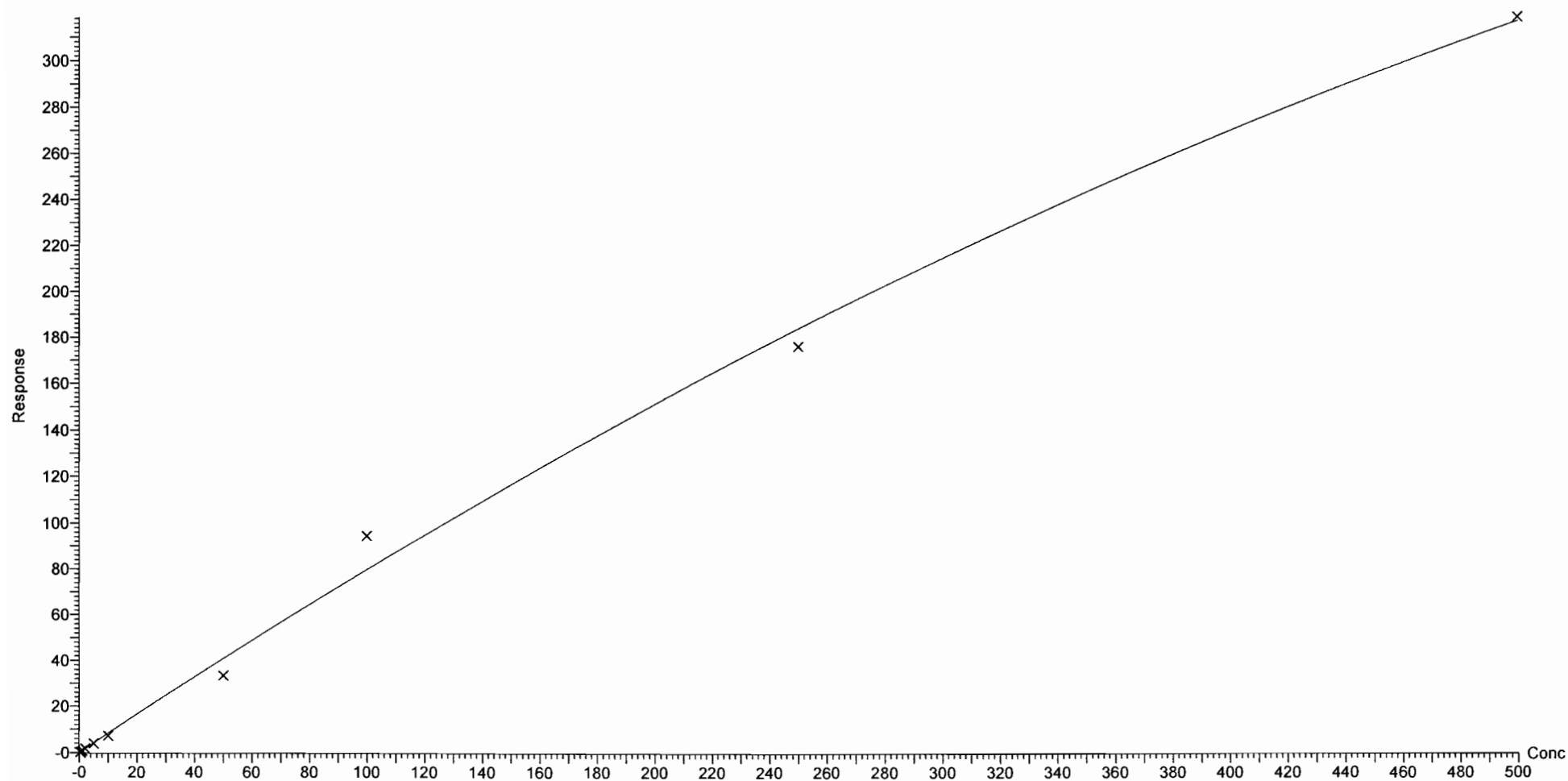
Compound name: PFNS

Coefficient of Determination:  $R^2 = 0.991720$

Calibration curve:  $-0.000412847 * x^2 + 0.839919 * x + -0.0462231$

Response type: Internal Std ( Ref 44 ), Area \* ( IS Conc. / IS Area )

Curve type: 2nd Order, Origin: Exclude, Weighting: 1/x, Axis trans: None

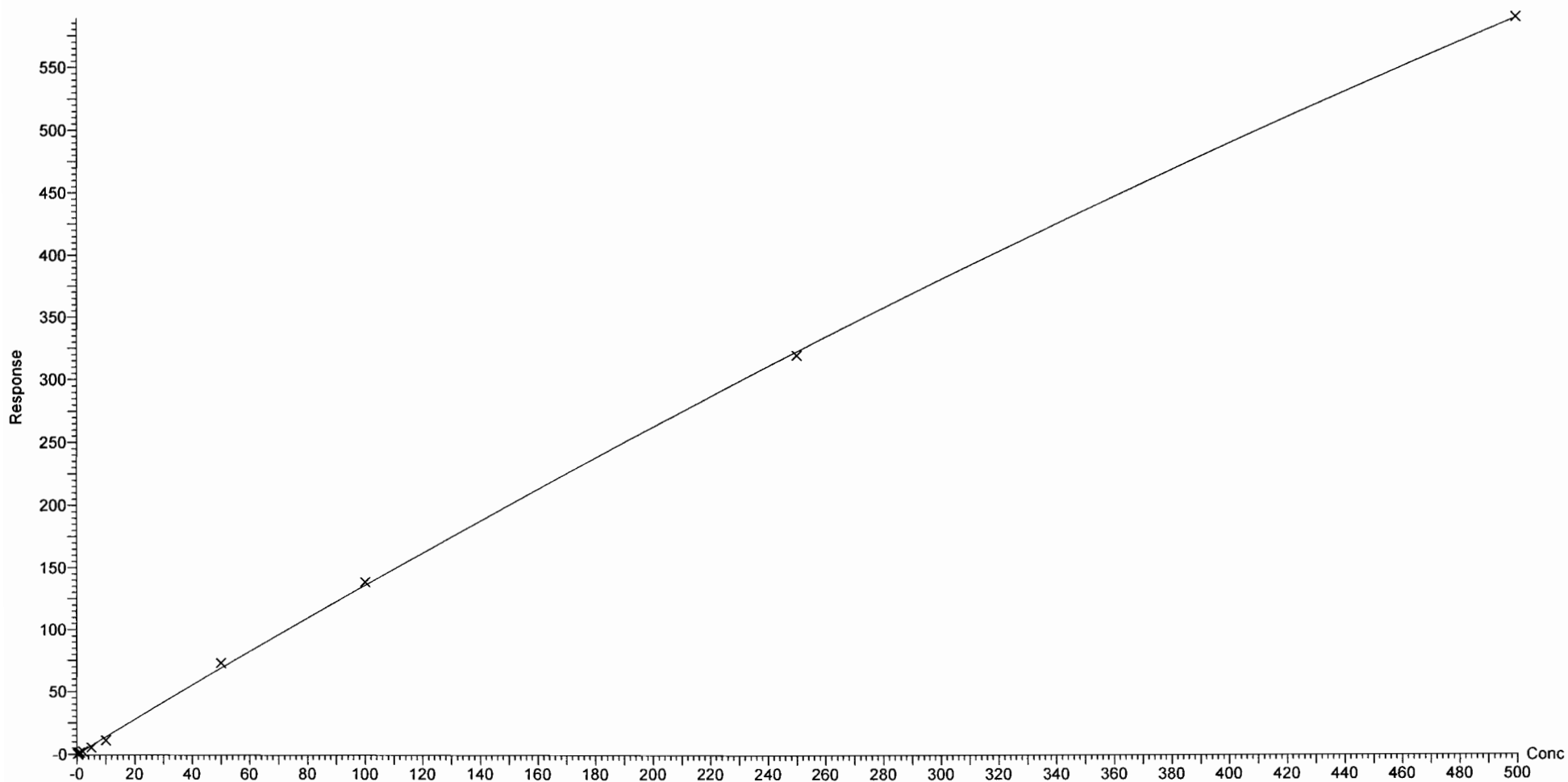


Dataset: F:\Projects\PFAS.PRO\Results\180307M1\180307M1-CRV\_B.qld

Last Altered: Thursday, March 08, 2018 11:45:01 Pacific Standard Time

Printed: Thursday, March 08, 2018 11:54:20 Pacific Standard Time

Compound name: N-MeFOSAA  
Coefficient of Determination:  $R^2 = 0.998758$   
Calibration curve:  $-0.000457124 * x^2 + 1.40516 * x + -0.13662$   
Response type: Internal Std ( Ref 47 ), Area \* ( IS Conc. / IS Area )  
Curve type: 2nd Order, Origin: Include, Weighting: 1/x, Axis trans: None



Dataset: F:\Projects\PFAS.PRO\Results\180307M1\180307M1-CRV\_B.qld

Last Altered: Thursday, March 08, 2018 11:45:01 Pacific Standard Time

Printed: Thursday, March 08, 2018 11:54:20 Pacific Standard Time

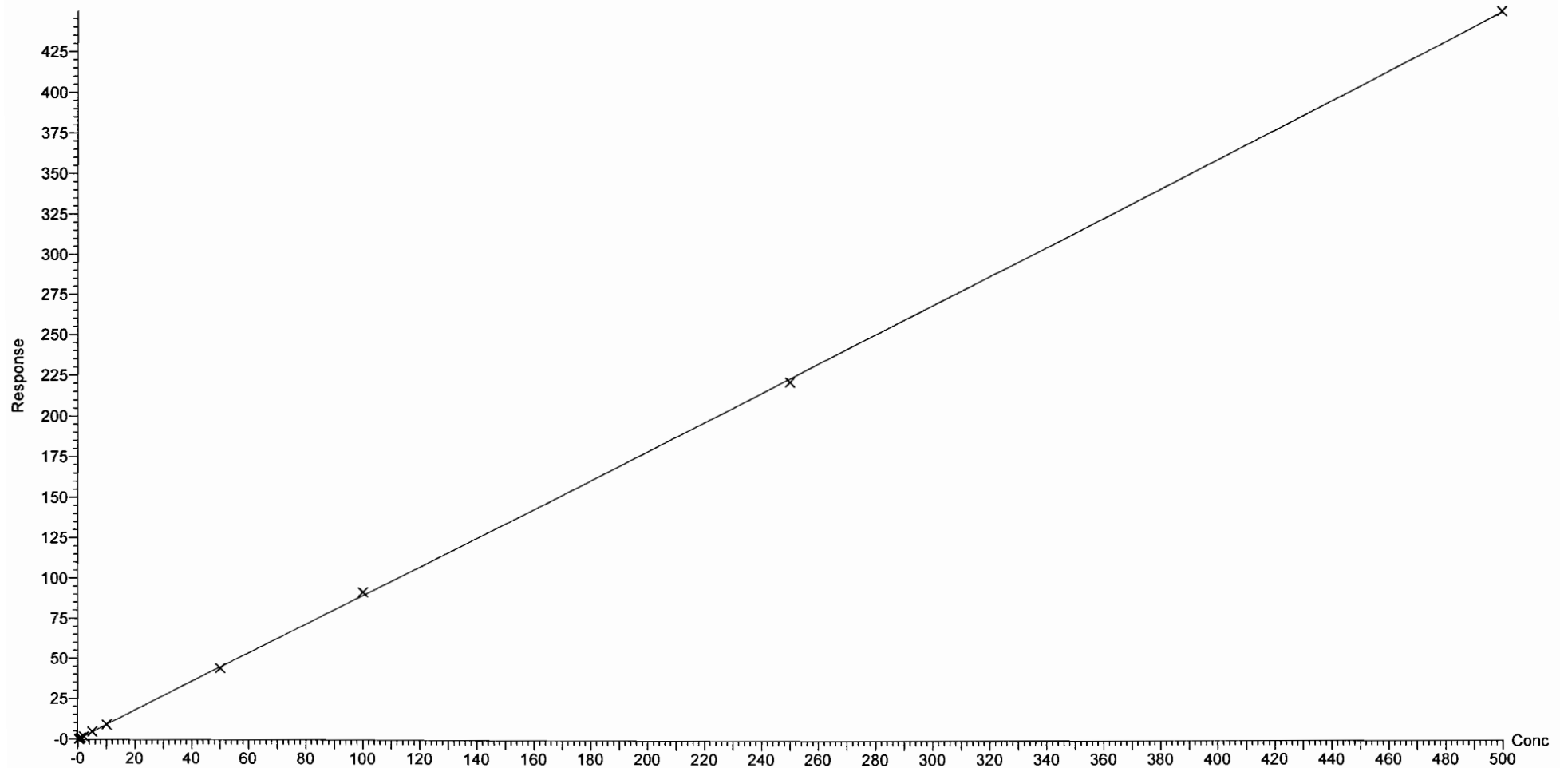
Compound name: N-EtFOSAA

Coefficient of Determination:  $R^2 = 0.999877$

Calibration curve:  $1.29194e-005 * x^2 + 0.891664 * x - 0.0100899$

Response type: Internal Std ( Ref 48 ), Area \* ( IS Conc. / IS Area )

Curve type: 2nd Order, Origin: Include, Weighting: 1/x, Axis trans: None



Dataset: F:\Projects\PFAS.PRO\Results\180307M1\180307M1-CRV\_B.qld

Last Altered: Thursday, March 08, 2018 11:45:01 Pacific Standard Time

Printed: Thursday, March 08, 2018 11:54:20 Pacific Standard Time

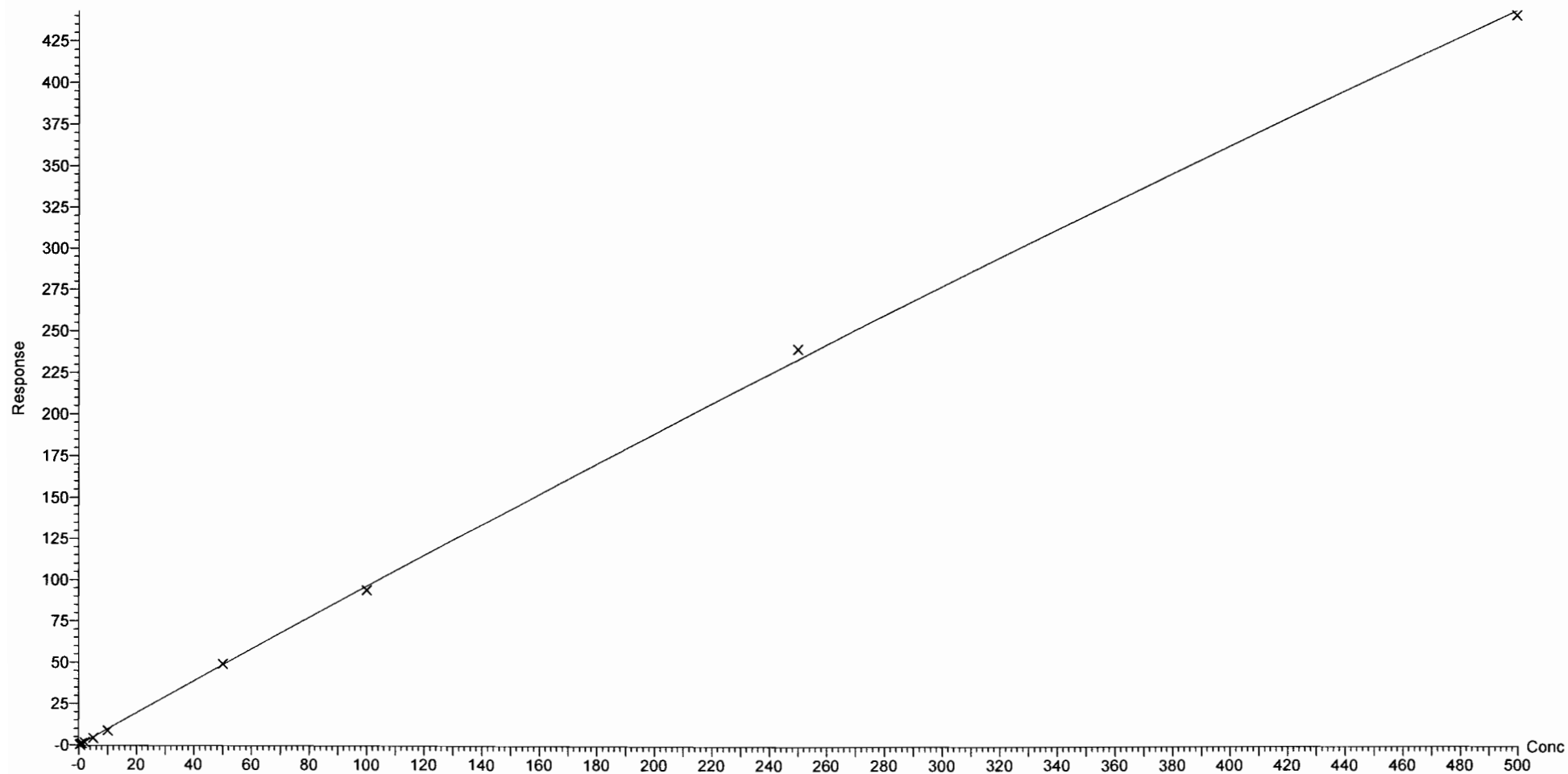
Compound name: PFUdA

Coefficient of Determination:  $R^2 = 0.999365$

Calibration curve:  $-0.0001944 * x^2 + 0.983025 * x + 0.00199177$

Response type: Internal Std ( Ref 49 ), Area \* ( IS Conc. / IS Area )

Curve type: 2nd Order, Origin: Exclude, Weighting: 1/x, Axis trans: None



Dataset: F:\Projects\PFAS.PRO\Results\180307M1\180307M1-CRV\_B.qld

Last Altered: Thursday, March 08, 2018 11:45:01 Pacific Standard Time

Printed: Thursday, March 08, 2018 11:54:20 Pacific Standard Time

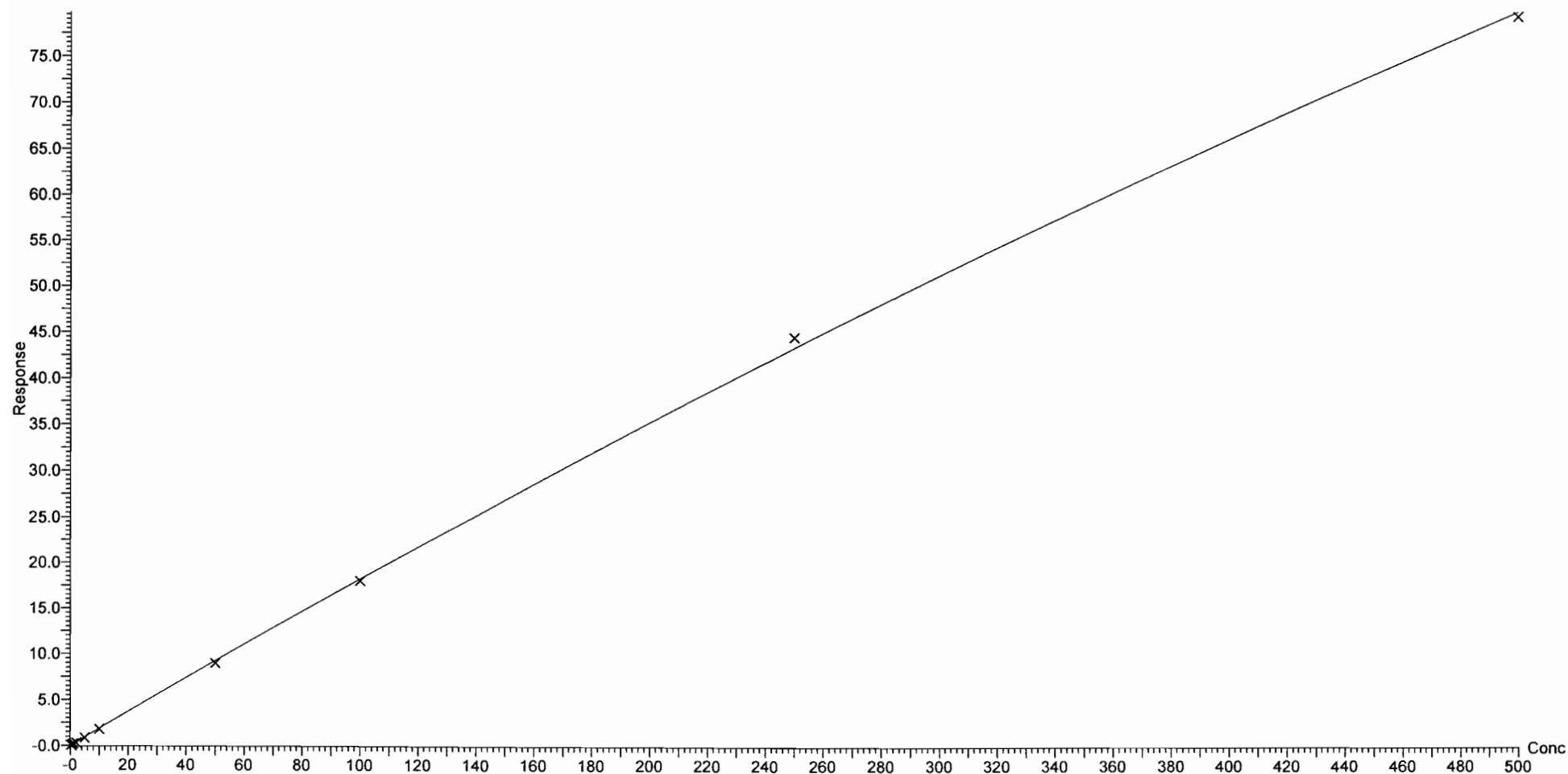
Compound name: PFDS

Coefficient of Determination:  $R^2 = 0.999590$

Calibration curve:  $-5.63643e-005 * x^2 + 0.187713 * x + -0.00532475$

Response type: Internal Std ( Ref 49 ), Area \* ( IS Conc. / IS Area )

Curve type: 2nd Order, Origin: Exclude, Weighting: 1/x, Axis trans: None



Dataset: F:\Projects\PFAS.PRO\Results\180307M1\180307M1-CRV\_B.qld

Last Altered: Thursday, March 08, 2018 11:45:01 Pacific Standard Time

Printed: Thursday, March 08, 2018 11:54:20 Pacific Standard Time

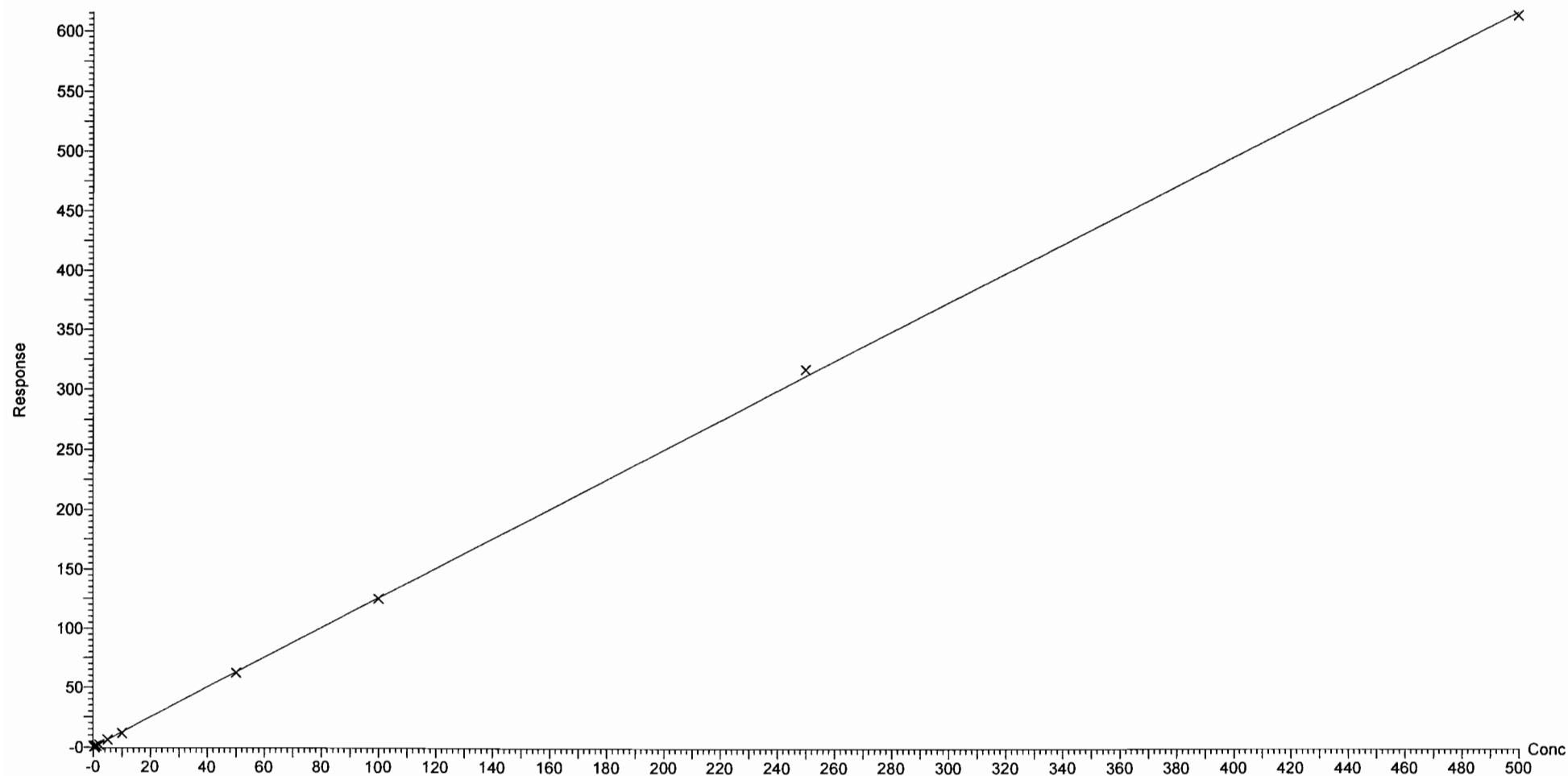
Compound name: PFDoA

Coefficient of Determination:  $R^2 = 0.999730$

Calibration curve:  $-6.9365e-005 * x^2 + 1.26593 * x + -0.0381542$

Response type: Internal Std ( Ref 50 ), Area \* ( IS Conc. / IS Area )

Curve type: 2nd Order, Origin: Exclude, Weighting: 1/x, Axis trans: None



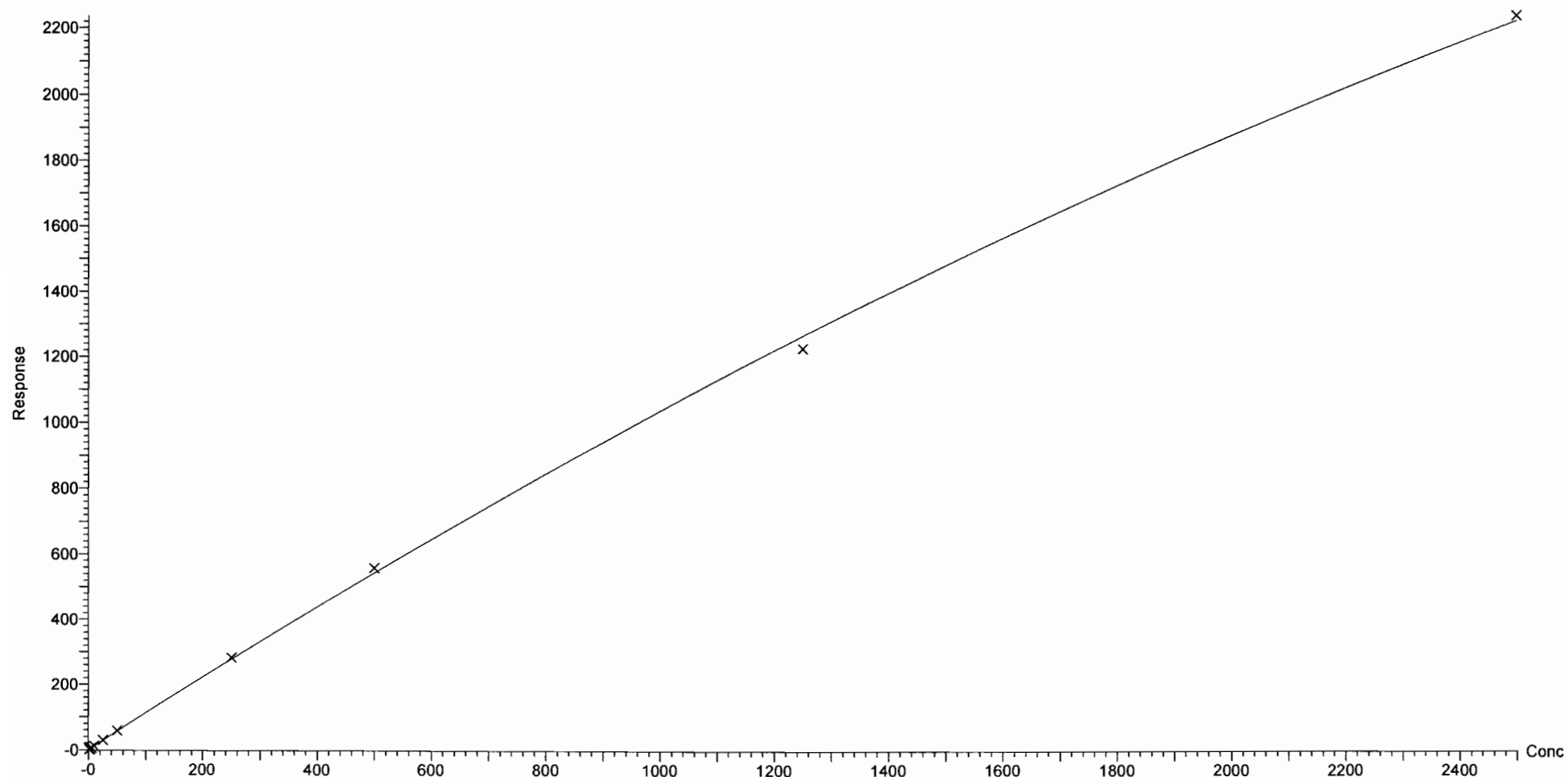


Dataset: F:\Projects\PFAS.PRO\Results\180307M1\180307M1-CRV\_B.qld

Last Altered: Thursday, March 08, 2018 11:45:01 Pacific Standard Time

Printed: Thursday, March 08, 2018 11:54:20 Pacific Standard Time

Compound name: N-MeFOSA  
Coefficient of Determination:  $R^2 = 0.999527$   
Calibration curve:  $-9.8969e-005 * x^2 + 1.13559 * x + 0.156829$   
Response type: Internal Std ( Ref 51 ), Area \* ( IS Conc. / IS Area )  
Curve type: 2nd Order, Origin: Include, Weighting: 1/x, Axis trans: None



Dataset: F:\Projects\PFAS.PRO\Results\180307M1\180307M1-CRV\_B.qld

Last Altered: Thursday, March 08, 2018 11:45:01 Pacific Standard Time

Printed: Thursday, March 08, 2018 11:54:20 Pacific Standard Time

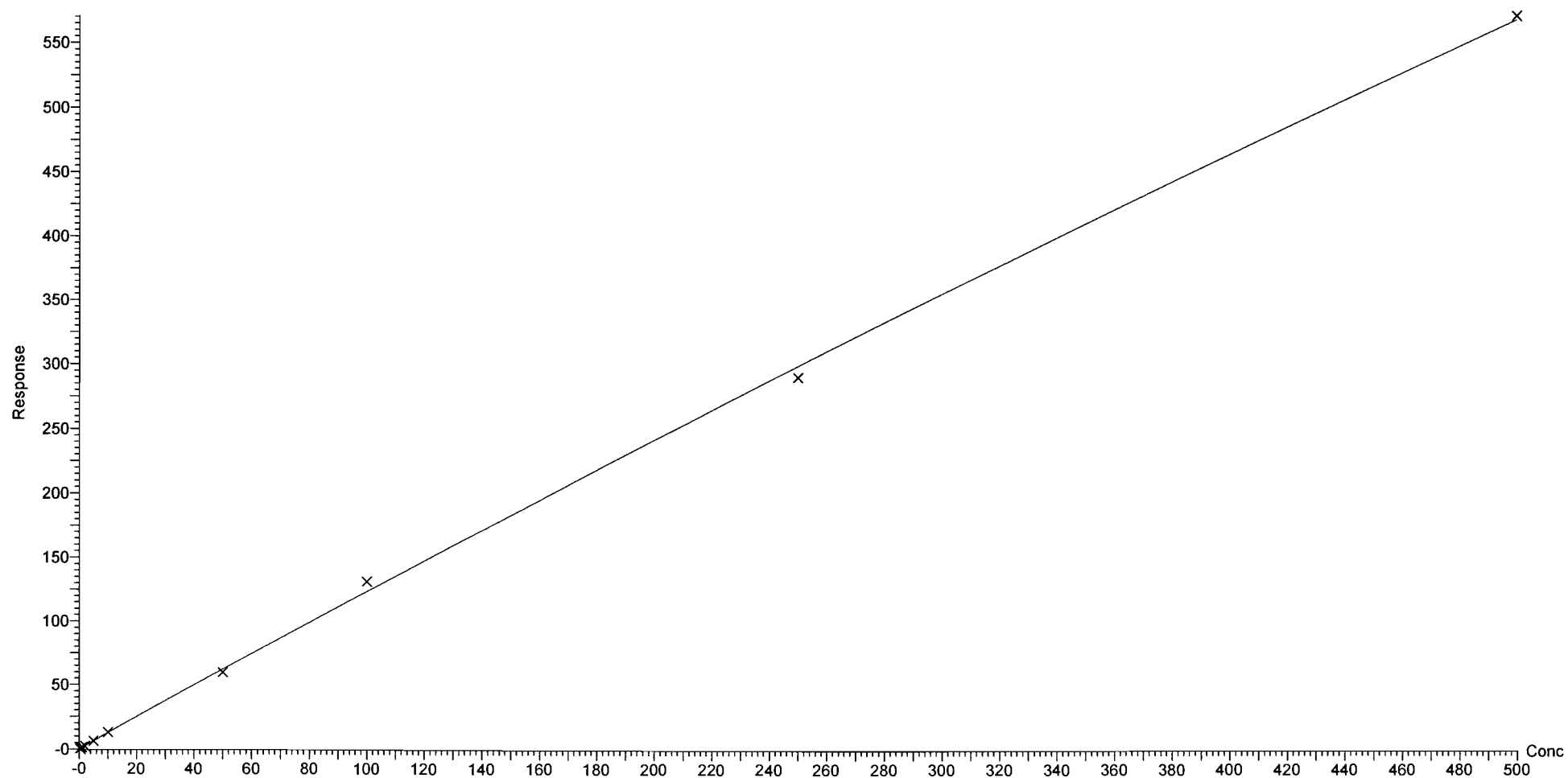
Compound name: PFTrDA

Coefficient of Determination:  $R^2 = 0.999101$

Calibration curve:  $-0.000245862 * x^2 + 1.25843 * x + -0.0168375$

Response type: Internal Std ( Ref 50 ), Area \* ( IS Conc. / IS Area )

Curve type: 2nd Order, Origin: Exclude, Weighting: 1/x, Axis trans: None



Dataset: F:\Projects\PFAS.PRO\Results\180307M1\180307M1-CRV\_B.qld

Last Altered: Thursday, March 08, 2018 13:04:56 Pacific Standard Time

Printed: Thursday, March 08, 2018 13:06:35 Pacific Standard Time

Method: F:\Projects\PFAS.PRO\MethDB\PFAS\_FULL\_80C\_030718.mdb 08 Mar 2018 11:04:14

Calibration: F:\Projects\PFAS.PRO\CurveDB\C18\_VAL-PFAS\_Q4\_03-07-18-FULL.cdb 08 Mar 2018 13:04:56

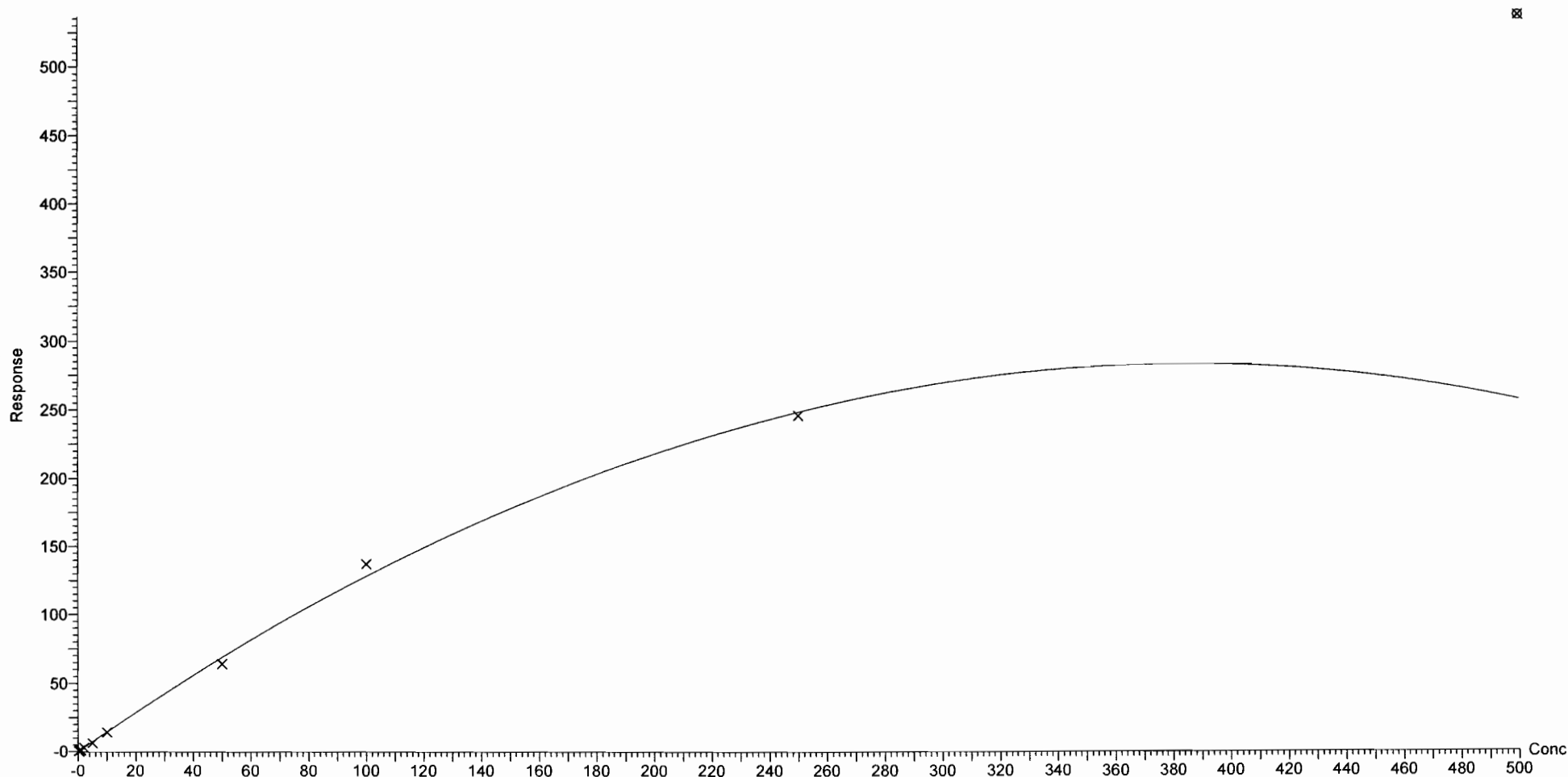
Compound name: PFTeDA

Coefficient of Determination:  $R^2 = 0.996740$

Calibration curve:  $-0.00192136 * x^2 + 1.47424 * x + -0.106072$

Response type: Internal Std ( Ref 52 ), Area \* ( IS Conc. / IS Area )

Curve type: 2nd Order, Origin: Exclude, Weighting: 1/x, Axis trans: None



Dataset: F:\Projects\PFAS.PRO\Results\180307M1\180307M1-CRV\_B.qld

Last Altered: Thursday, March 08, 2018 11:45:01 Pacific Standard Time

Printed: Thursday, March 08, 2018 11:54:20 Pacific Standard Time

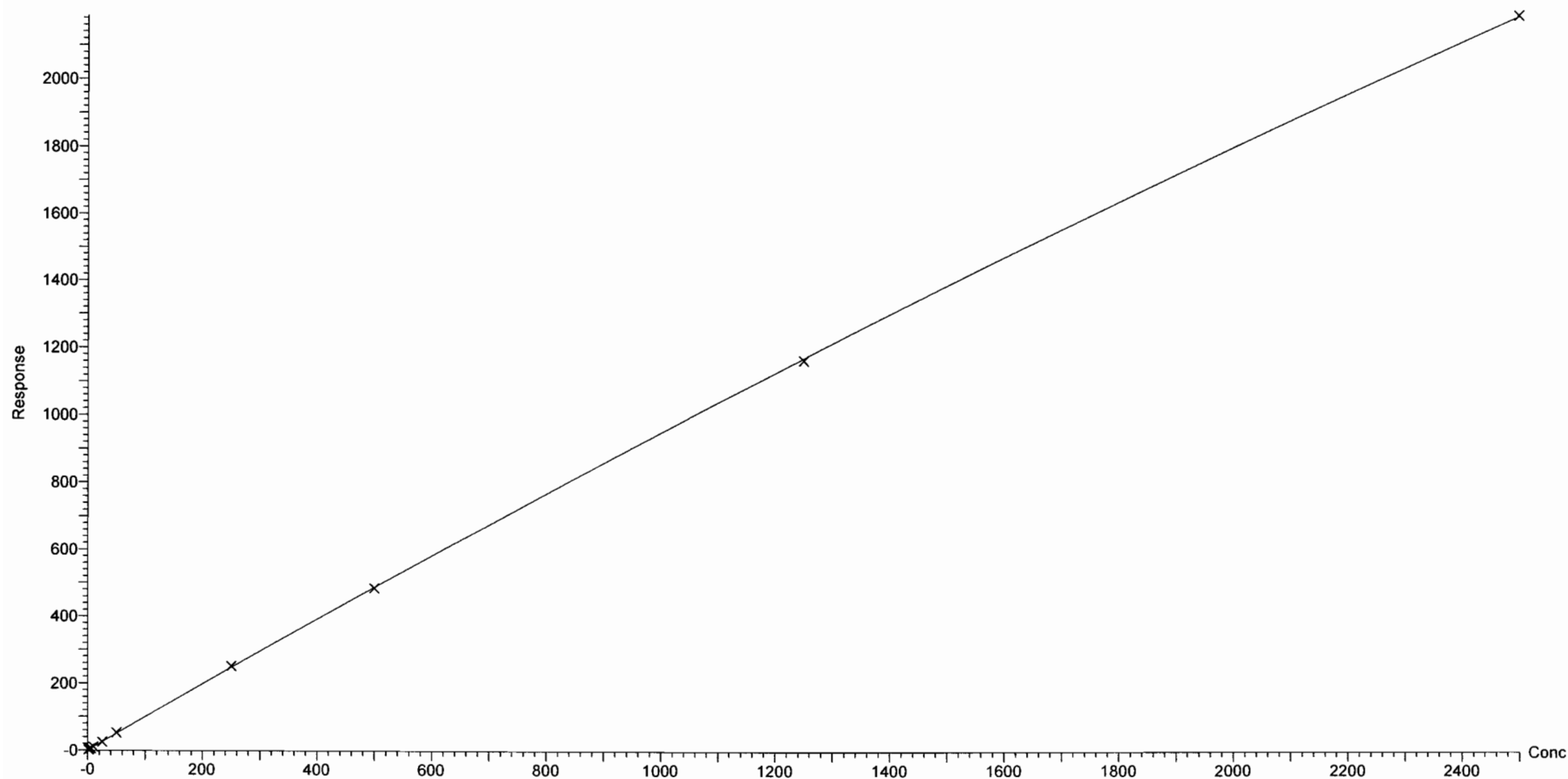
Compound name: N-EtFOSA

Coefficient of Determination:  $R^2 = 0.999937$

Calibration curve:  $-5.02335e-005 * x^2 + 0.998781 * x + 0.131582$

Response type: Internal Std ( Ref 53 ), Area \* ( IS Conc. / IS Area )

Curve type: 2nd Order, Origin: Exclude, Weighting: 1/x, Axis trans: None



Dataset: F:\Projects\PFAS.PRO\Results\180307M1\180307M1-CRV\_B.qld

Last Altered: Thursday, March 08, 2018 11:45:01 Pacific Standard Time

Printed: Thursday, March 08, 2018 11:54:20 Pacific Standard Time

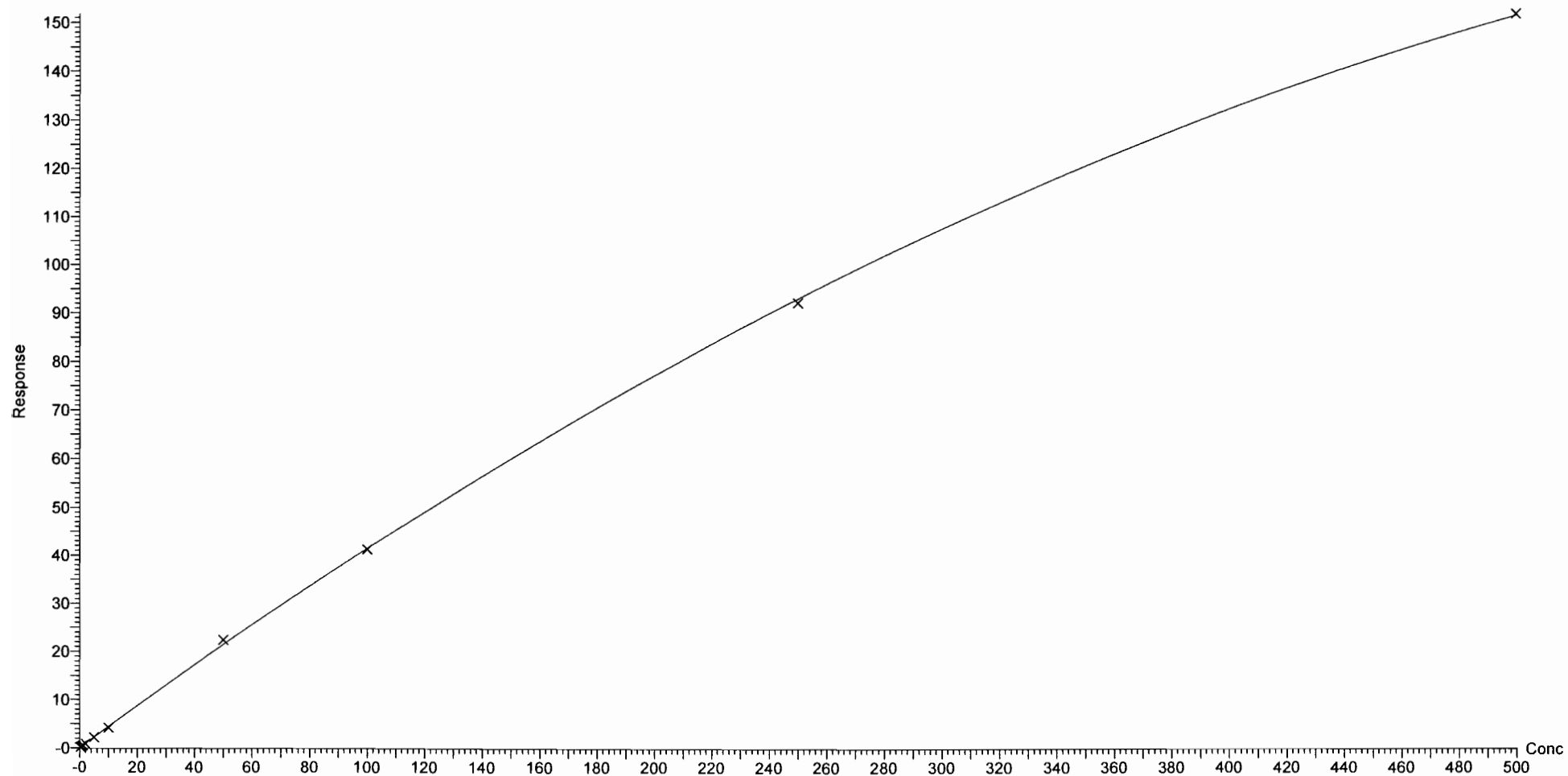
Compound name: PFHxDA

Coefficient of Determination:  $R^2 = 0.999708$

Calibration curve:  $-0.000278545 * x^2 + 0.441894 * x + 0.0447249$

Response type: Internal Std ( Ref 54 ), Area \* ( IS Conc. / IS Area )

Curve type: 2nd Order, Origin: Exclude, Weighting: 1/x, Axis trans: None



Dataset: F:\Projects\PFAS.PRO\Results\180307M1\180307M1-CRV\_B.qld

Last Altered: Thursday, March 08, 2018 11:45:01 Pacific Standard Time

Printed: Thursday, March 08, 2018 11:54:20 Pacific Standard Time

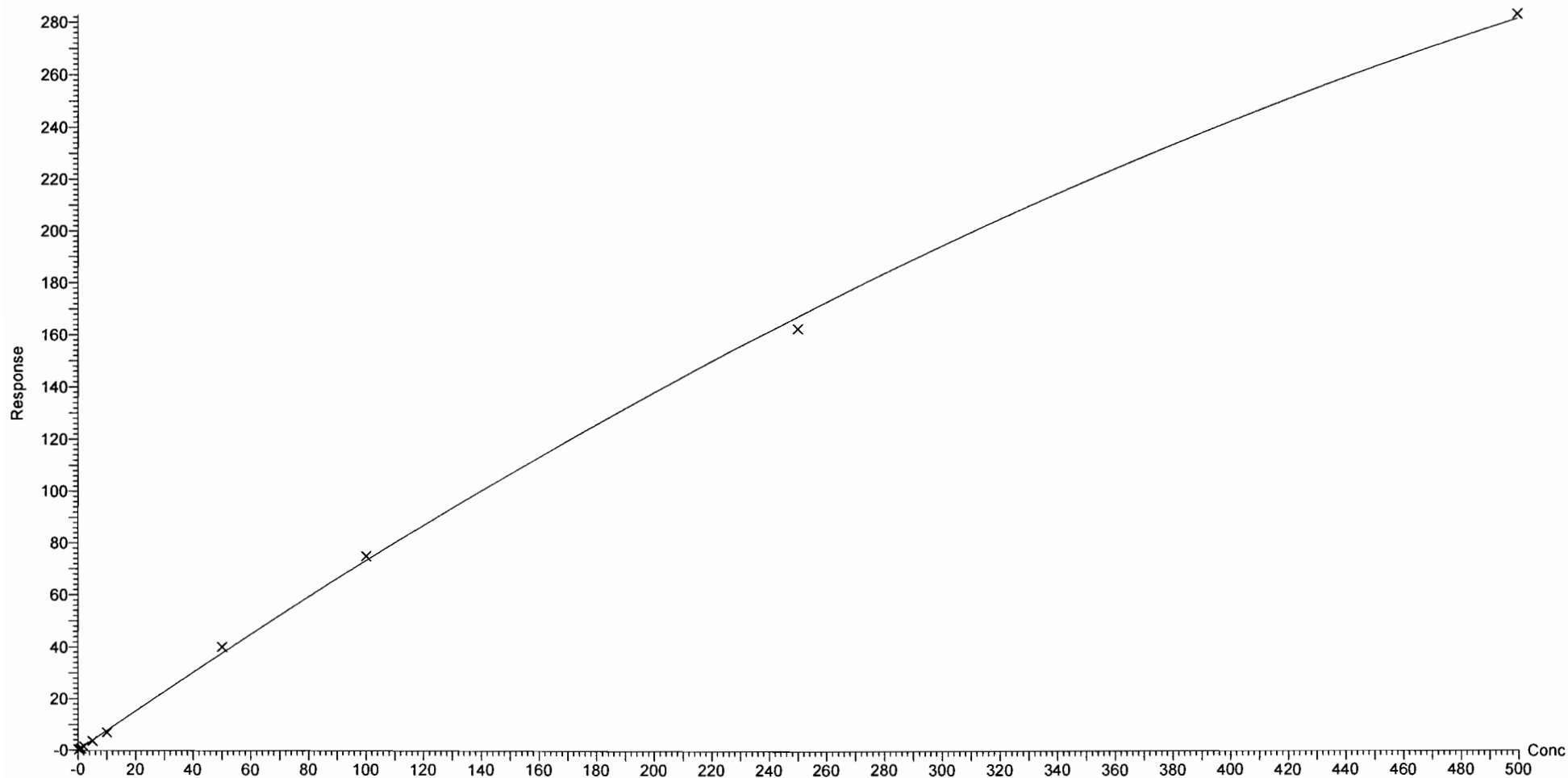
Compound name: PFODA

Coefficient of Determination:  $R^2 = 0.999091$

Calibration curve:  $-0.000428953 * x^2 + 0.776714 * x + -0.0227857$

Response type: Internal Std ( Ref 54 ), Area \* ( IS Conc. / IS Area )

Curve type: 2nd Order, Origin: Include, Weighting: 1/x, Axis trans: None



Dataset: F:\Projects\PFAS.PRO\Results\180307M1\180307M1-CRV\_B.qld

Last Altered: Thursday, March 08, 2018 11:45:01 Pacific Standard Time

Printed: Thursday, March 08, 2018 11:54:20 Pacific Standard Time

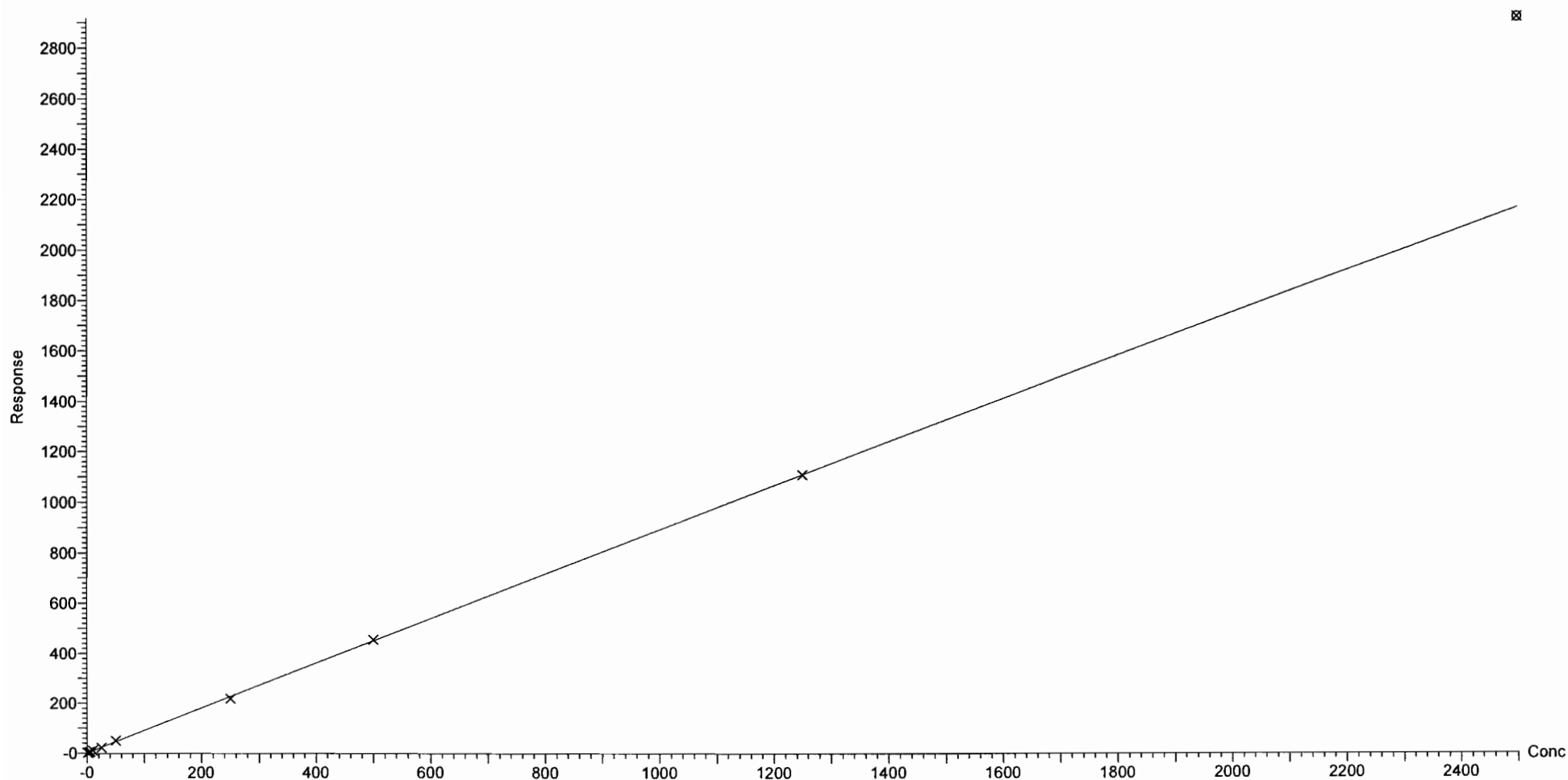
Compound name: N-MeFOSE

Coefficient of Determination:  $R^2 = 0.999493$

Calibration curve:  $-1.76031e-005 * x^2 + 0.909327 * x + 0.284381$

Response type: Internal Std ( Ref 55 ), Area \* ( IS Conc. / IS Area )

Curve type: 2nd Order, Origin: Exclude, Weighting: 1/x, Axis trans: None



Dataset: F:\Projects\PFAS.PRO\Results\180307M1\180307M1-CRV\_B.qld

Last Altered: Thursday, March 08, 2018 11:45:01 Pacific Standard Time

Printed: Thursday, March 08, 2018 11:54:20 Pacific Standard Time

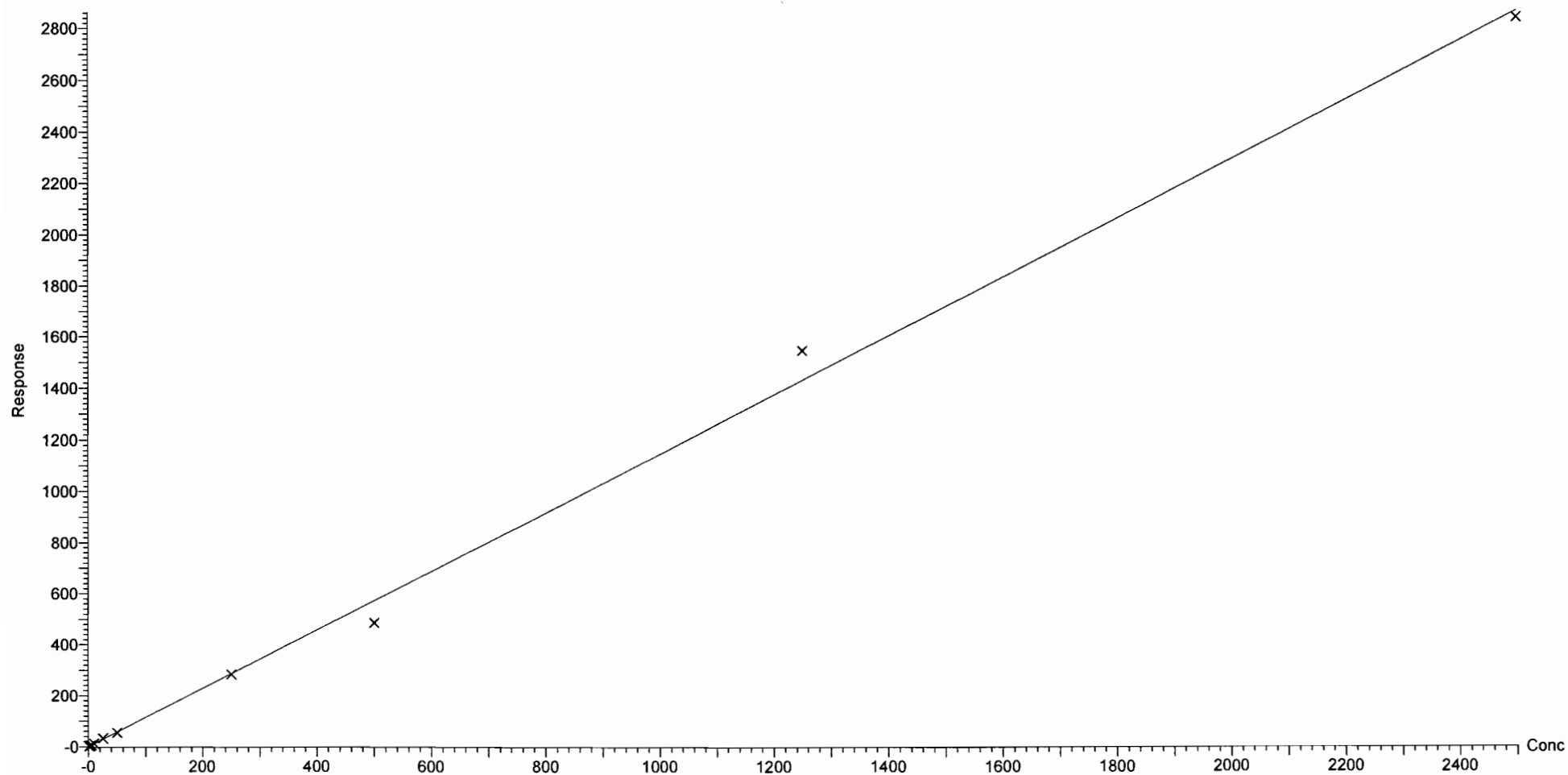
Compound name: N-EtFOSE

Correlation coefficient:  $r = 0.997737$ ,  $r^2 = 0.995479$

Calibration curve:  $1.14523 * x + 0.0635125$

Response type: Internal Std ( Ref 56 ), Area \* ( IS Conc. / IS Area )

Curve type: Linear, Origin: Exclude, Weighting: 1/x, Axis trans: None





Dataset: F:\Projects\PFAS.PRO\Results\180307M1\180307M1-CRV\_B.qld

Last Altered: Thursday, March 08, 2018 11:30:49 Pacific Standard Time

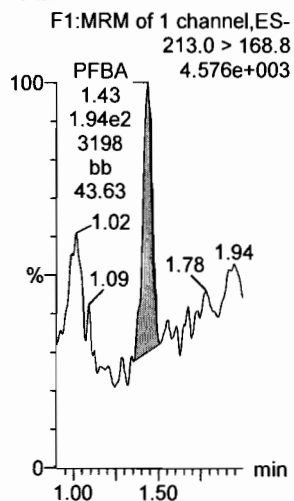
Printed: Thursday, March 08, 2018 11:35:52 Pacific Standard Time

Method: F:\Projects\PFAS.PRO\MethDB\PFAS\_FULL\_80C\_030718.mdb 08 Mar 2018 11:04:14

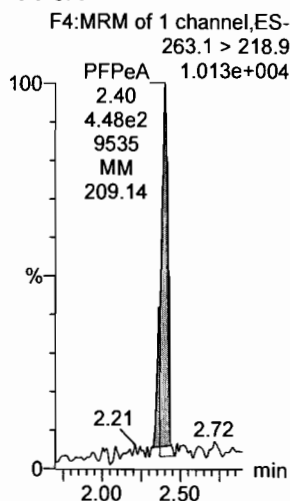
Calibration: 08 Mar 2018 11:30:49

Name: 180307M1\_6, Date: 07-Mar-2018, Time: 16:57:52, ID: ST180307M1-1 PFC CS-2 18C0602, Description: PFC CS-2 18C0602

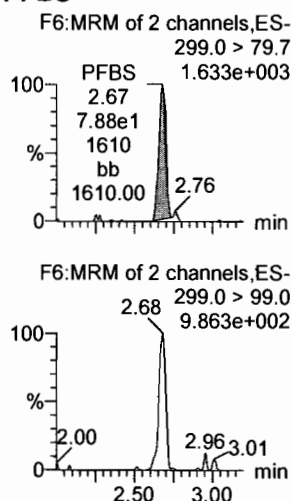
**PFBA**



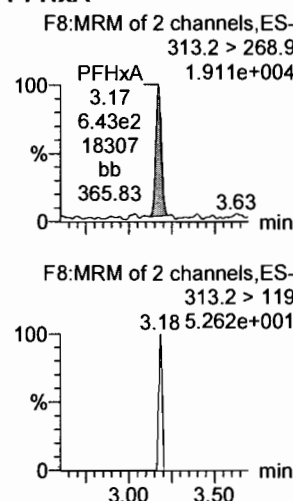
**PFPeA**



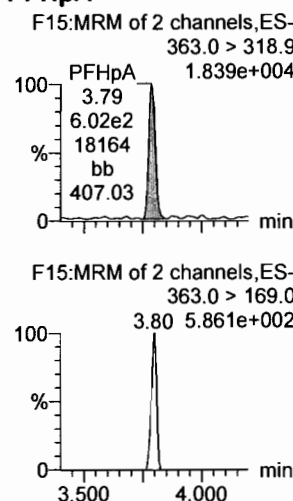
**PFBS**



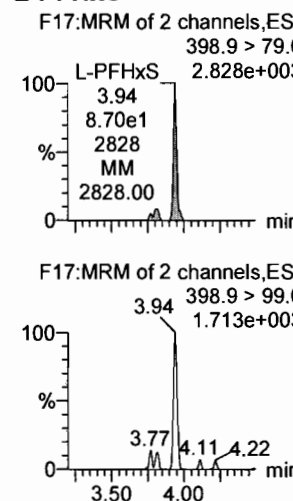
**PFHxA**



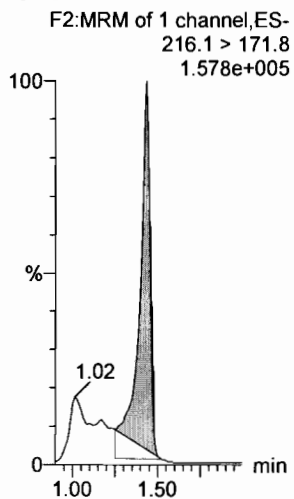
**PFHpA**



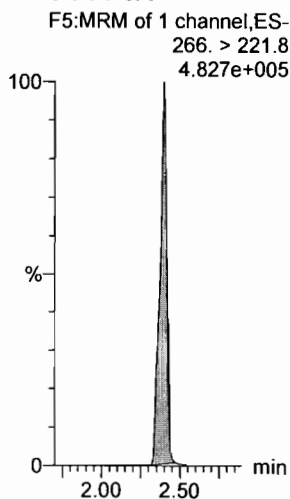
**L-PFHxS**



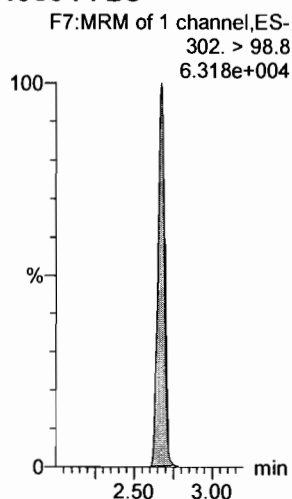
**13C3-PFBA**



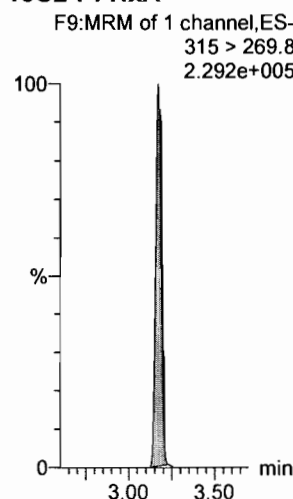
**13C3-PFPeA**



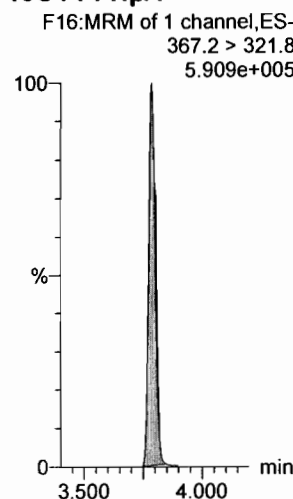
**13C3-PFBS**



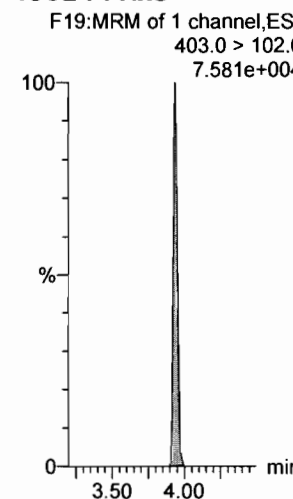
**13C2-PFHxA**



**13C4-PFHpA**



**18O2-PFHxS**



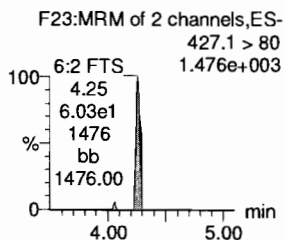
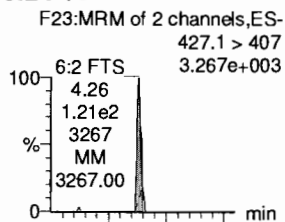
Dataset: F:\Projects\PFAS.PRO\Results\180307M1\180307M1-CRV\_B.qld

Last Altered: Thursday, March 08, 2018 11:58:33 Pacific Standard Time


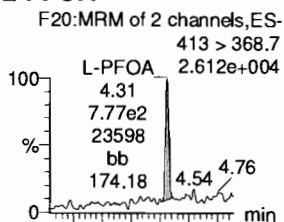
Printed: Thursday, March 08, 2018 12:01:16 Pacific Standard Time

Name: 180307M1\_6, Date: 07-Mar-2018, Time: 16:57:52, ID: ST180307M1-1 PFC CS-2 18C0602, Description: PFC CS-2 18C0602

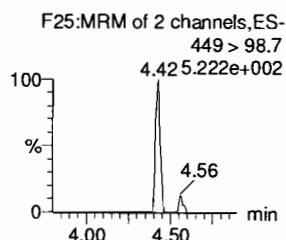
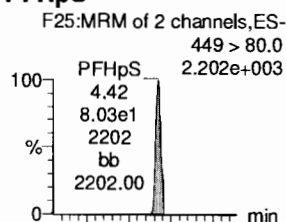
6:2 FTS



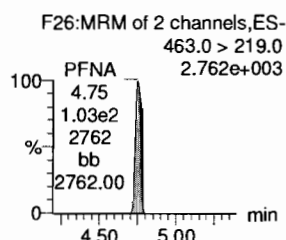
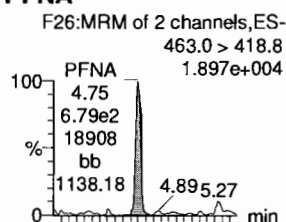
L-PFOA



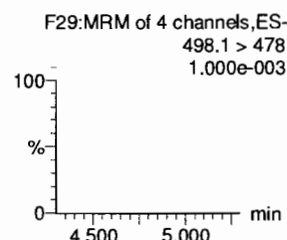
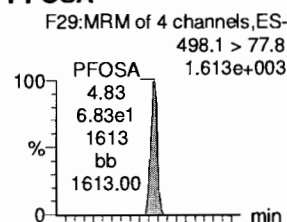
PFHpS



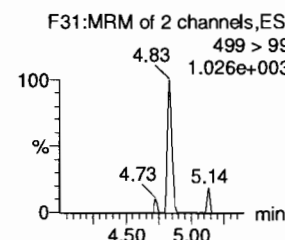
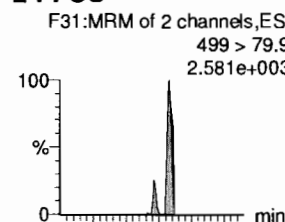
PFNA



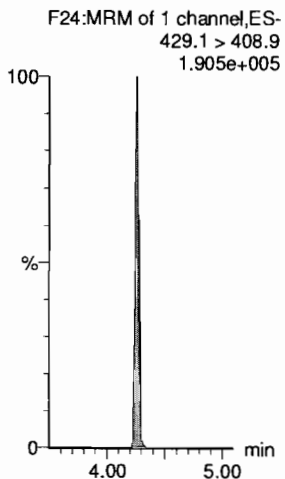
PFOSA



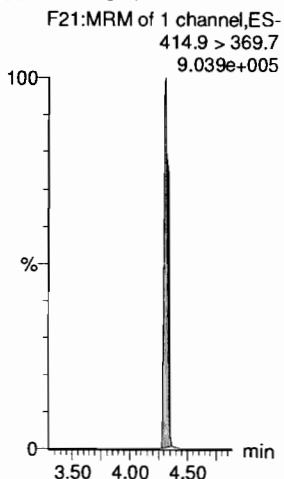
L-PFOS



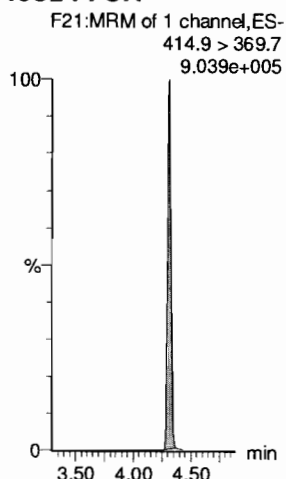
13C2-6:2 FTS



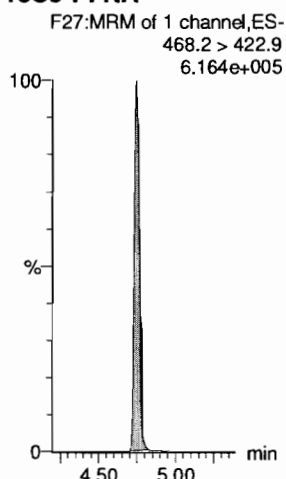
13C2-PFOA




13C2-PFOA



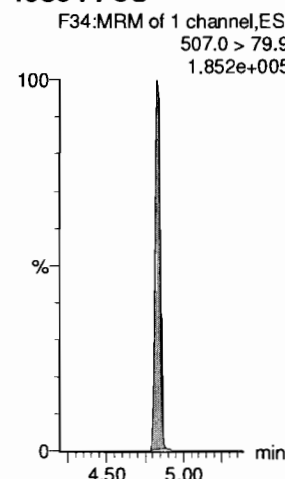
13C5-PFNA



13C8-PFOSA



13C8-PFOS



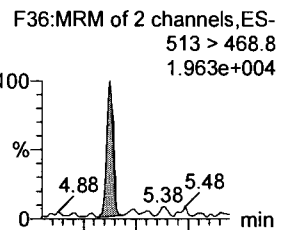
Dataset: F:\Projects\PFAS.PRO\Results\180307M1\180307M1-CRV\_B.qld

Last Altered: Thursday, March 08, 2018 11:30:49 Pacific Standard Time

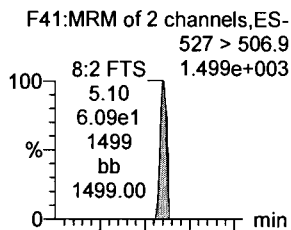
Printed: Thursday, March 08, 2018 11:35:52 Pacific Standard Time

Name: 180307M1\_6, Date: 07-Mar-2018, Time: 16:57:52, ID: ST180307M1-1 PFC CS-2 18C0602, Description: PFC CS-2 18C0602

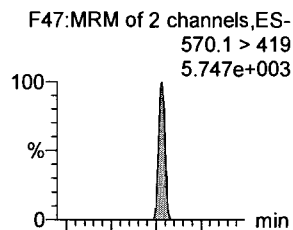
**PFDA**



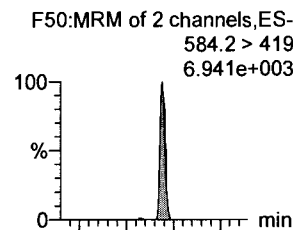
**8:2 FTS**



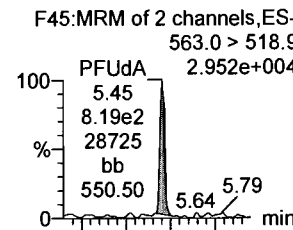
**N-MeFOSAA**



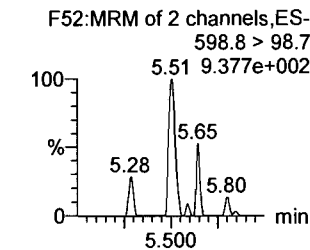
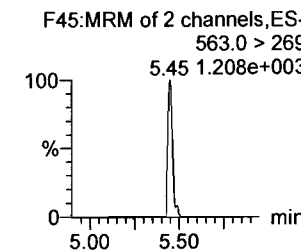
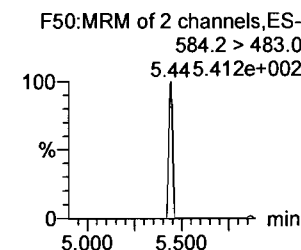
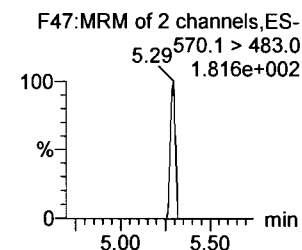
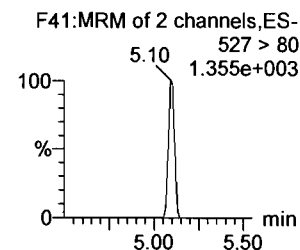
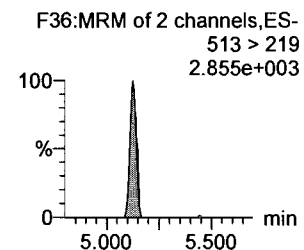
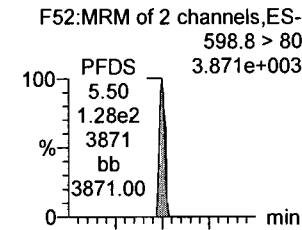
**N-EtFOSAA**



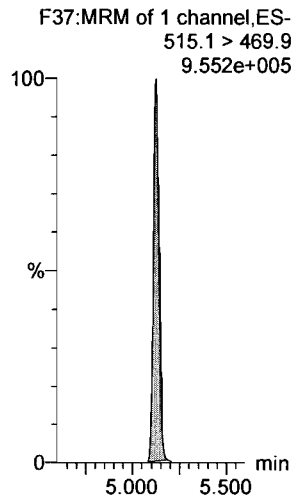
**PFUdA**



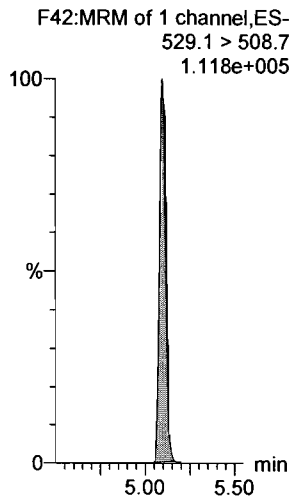
**PFDS**



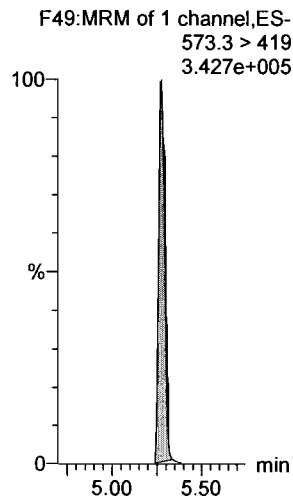
**13C2-PFDA**



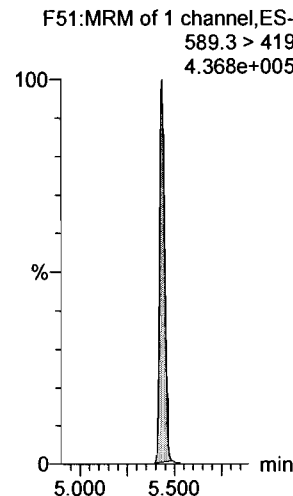
**13C2-8:2 FTS**



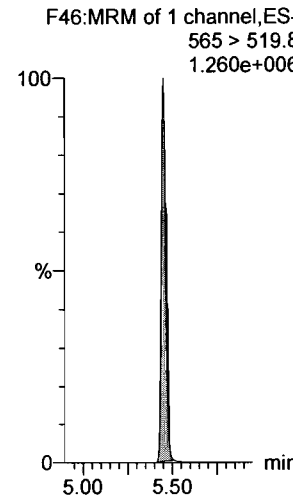
**d3-N-MeFOSAA**



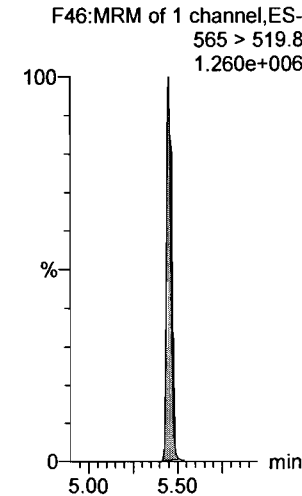
**d5-N-EtFOSAA**



**13C2-PFUdA**



**13C2-PFUdA**



Dataset: F:\Projects\PFAS.PRO\Results\180307M1\180307M1-CRV\_B.qld

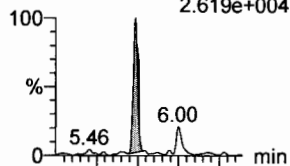
Last Altered: Thursday, March 08, 2018 11:30:49 Pacific Standard Time

Printed: Thursday, March 08, 2018 11:35:52 Pacific Standard Time

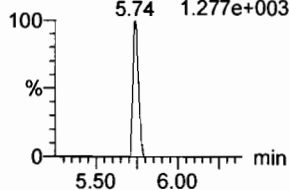
Name: 180307M1\_6, Date: 07-Mar-2018, Time: 16:57:52, ID: ST180307M1-1 PFC CS-2 18C0602, Description: PFC CS-2 18C0602

**PFDaA**

F53:MRM of 4 channels,ES-  
612.9 > 569.0  
2.619e+004

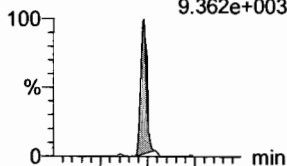


F53:MRM of 4 channels,ES-  
612.9 > 318.8  
1.277e+003

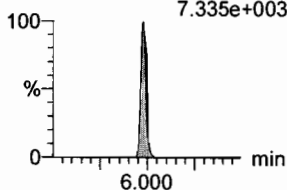


**N-MeFOSA**

F35:MRM of 2 channels,ES-  
512.1 > 168.9  
9.362e+003

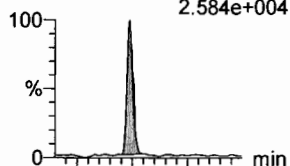


F35:MRM of 2 channels,ES-  
512.1 > 219  
7.335e+003

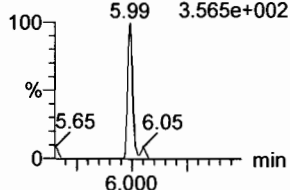


**PFTrDA**

F59:MRM of 2 channels,ES-  
662.9 > 618.9  
2.584e+004

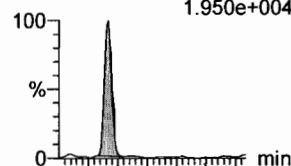


F59:MRM of 2 channels,ES-  
662.9 > 319  
3.565e+002

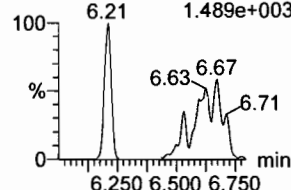


**PFTeDA**

F60:MRM of 2 channels,ES-  
712.9 > 668.8  
1.950e+004

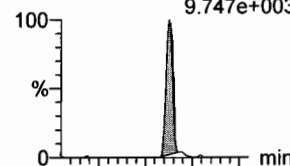


F60:MRM of 2 channels,ES-  
712.9 > 369  
1.489e+003

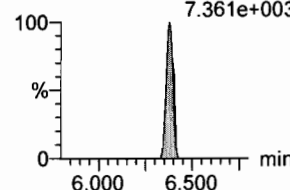


**N-EtFOSA**

F40:MRM of 2 channels,ES-  
526.1 > 168.9  
9.747e+003

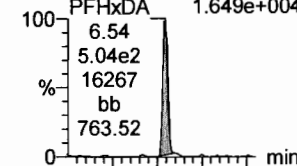


F40:MRM of 2 channels,ES-  
526.1 > 219  
7.361e+003

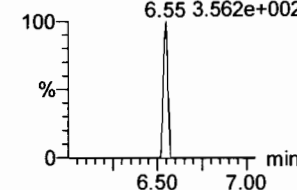


**PFHxDA**

F62:MRM of 2 channels,ES-  
813.1 > 768.6  
1.649e+004

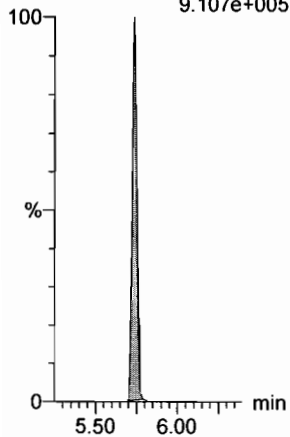


F62:MRM of 2 channels,ES-  
813.1 > 219  
3.562e+002



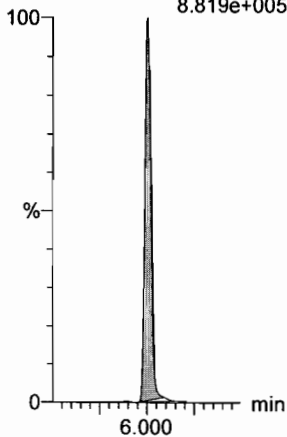
**13C2-PFDaA**

F54:MRM of 2 channels,ES-  
615.0 > 569.7  
9.107e+005



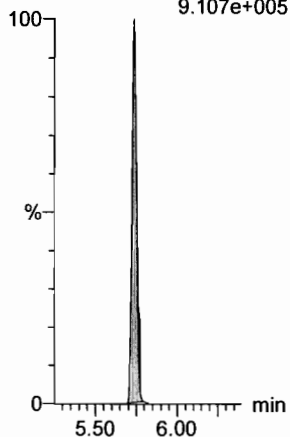
**d3-N-MeFOSA**

F38:MRM of 1 channel,ES-  
515.2 > 168.9  
8.819e+005



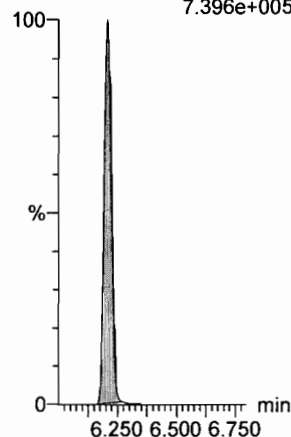
**13C2-PFDaA**

F54:MRM of 2 channels,ES-  
615.0 > 569.7  
9.107e+005



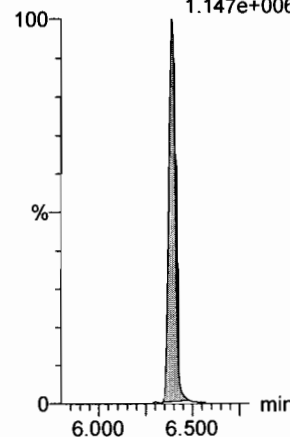
**13C2-PFTeDA**

F61:MRM of 2 channels,ES-  
714.8 > 669.6  
7.396e+005



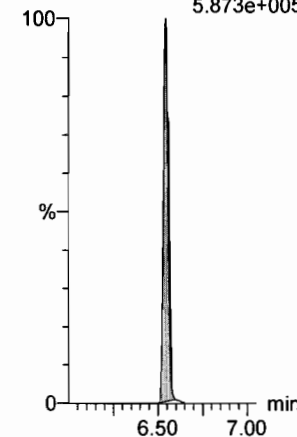
**d5-N-ETFOSA**

F43:MRM of 1 channel,ES-  
531.1 > 168.9  
1.147e+006



**13C2-PFHxDA**

F63:MRM of 1 channel,ES-  
815 > 769.7  
5.873e+005



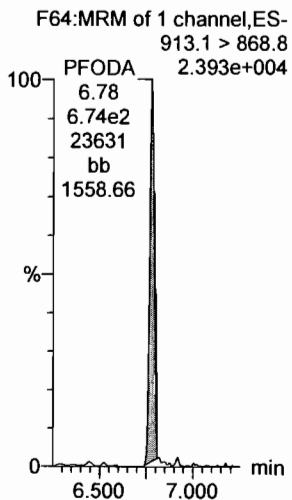
Dataset: F:\Projects\PFAS.PRO\Results\180307M1\180307M1-CRV\_B.qld

Last Altered: Thursday, March 08, 2018 11:30:49 Pacific Standard Time

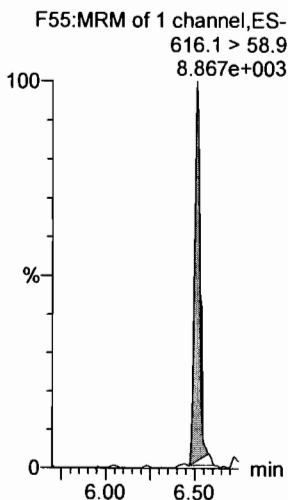
Printed: Thursday, March 08, 2018 11:35:52 Pacific Standard Time

Name: 180307M1\_6, Date: 07-Mar-2018, Time: 16:57:52, ID: ST180307M1-1 PFC CS-2 18C0602, Description: PFC CS-2 18C0602

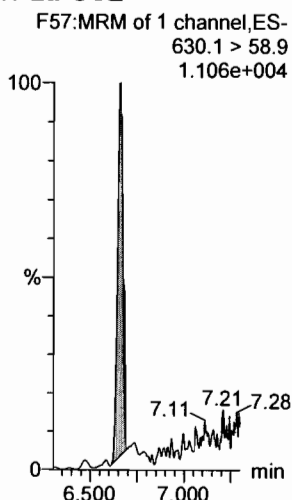
**PFODA**



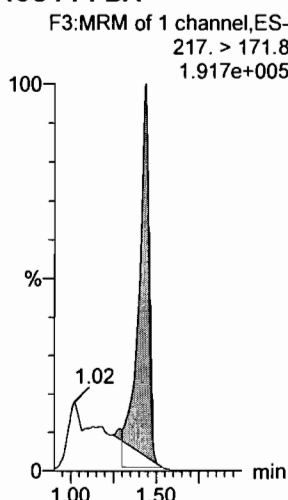
**N-MeFOSE**



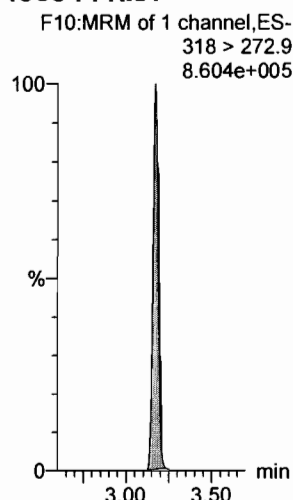
**N-EtFOSE**



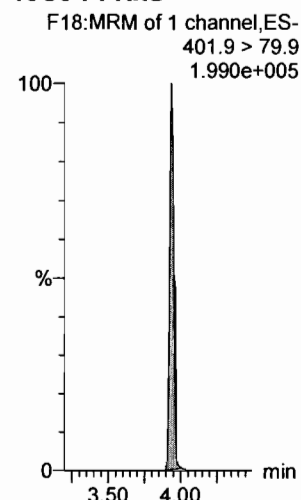
**13C4-PFBA**



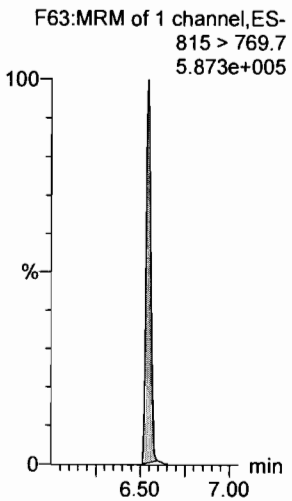
**13C5-PFHxA**



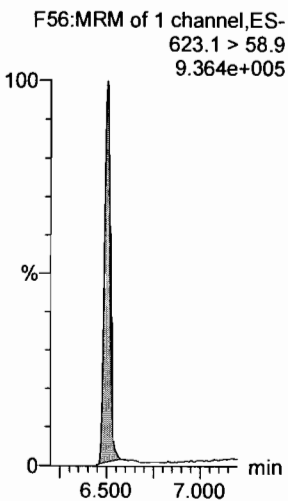
**13C3-PFHxS**



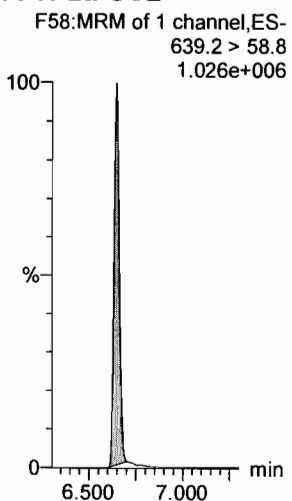
**13C2-PFHxDA**



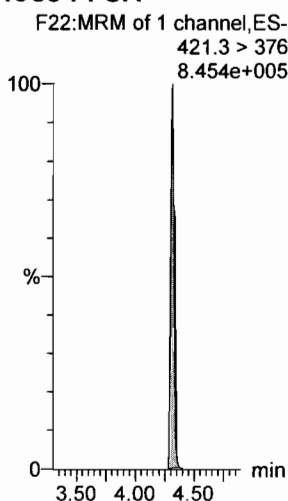
**d7-N-MeFOSE**



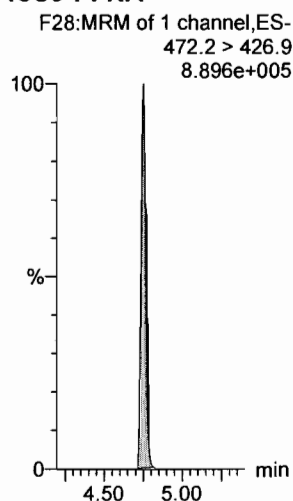
**d9-N-EtFOSE**



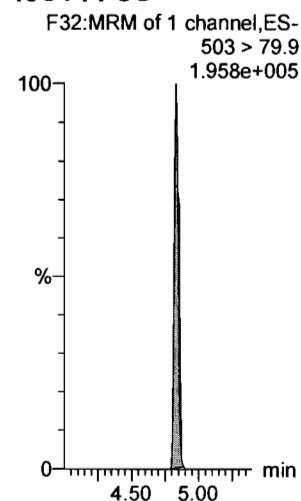
**13C8-PFOA**



**13C9-PFNA**



**13C4-PFOS**



Dataset: F:\Projects\PFAS.PRO\Results\180307M1\180307M1-CRV\_B.qld


Last Altered: Thursday, March 08, 2018 11:30:49 Pacific Standard Time

Printed: Thursday, March 08, 2018 11:35:52 Pacific Standard Time

Name: 180307M1\_6, Date: 07-Mar-2018, Time: 16:57:52, ID: ST180307M1-1 PFC CS-2 18C0602, Description: PFC CS-2 18C0602

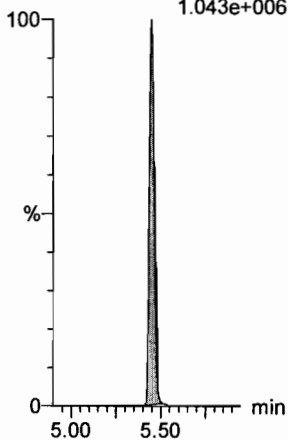
**13C6-PFDA**

F39:MRM of 1 channel,ES-  
519.1 > 473.7  
9.800e+005



**13C7-PFUdA**

F48:MRM of 1 channel,ES-  
570.1 > 524.8  
1.043e+006

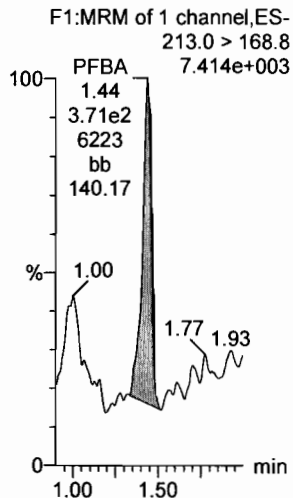


Dataset: F:\Projects\PFAS.PRO\Results\180307M1\180307M1-CRV\_B.qld

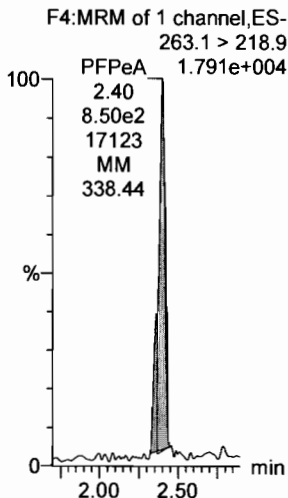
Last Altered: Thursday, March 08, 2018 11:30:49 Pacific Standard Time  
Printed: Thursday, March 08, 2018 11:35:52 Pacific Standard Time

Name: 180307M1\_7, Date: 07-Mar-2018, Time: 17:09:19, ID: ST180307M1-2 PFC CS-1 18C0603, Description: PFC CS-1 18C0603

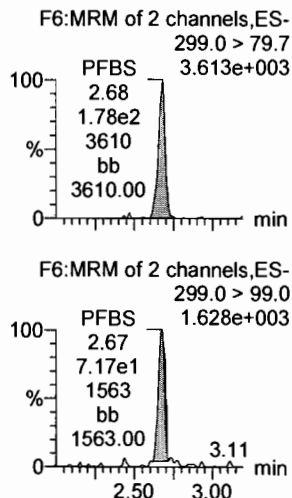
**PFBA**



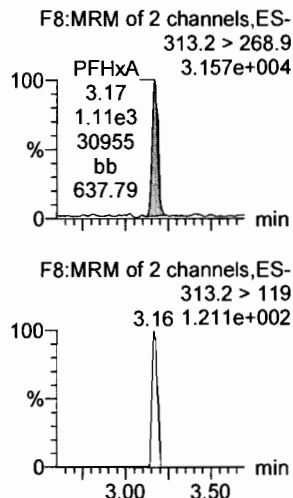
**PFPeA**



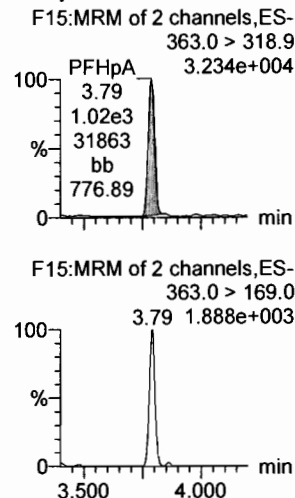
**PFBS**



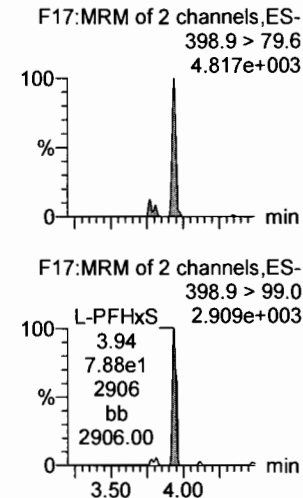
**PFHxA**



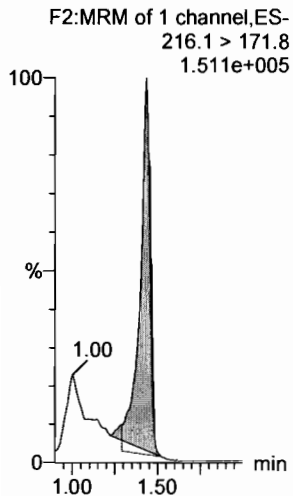
**PFHpA**



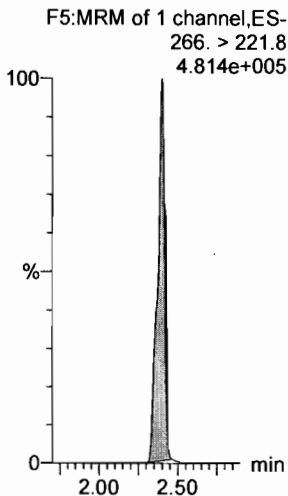
**L-PFHxS**



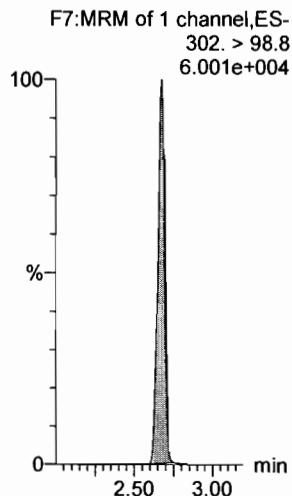
**13C3-PFBA**



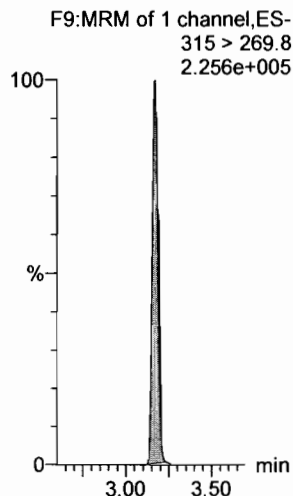
**13C3-PFPeA**



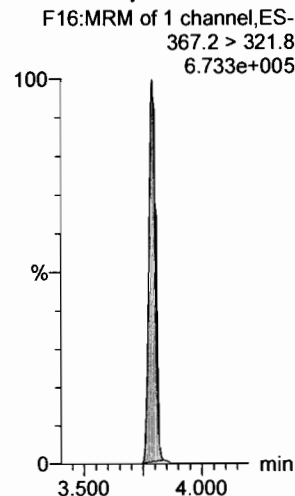
**13C3-PFBS**



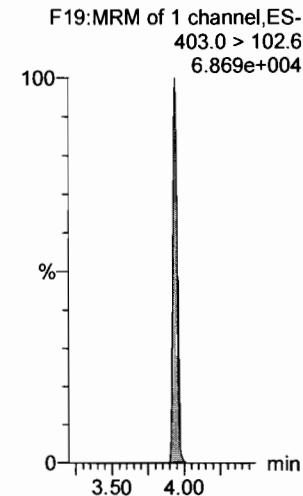
**13C2-PFHxA**



**13C4-PFHpA**




**18O2-PFHxS**



Dataset: F:\Projects\PFAS.PRO\Results\180307M1\180307M1-CRV\_B.qld

Last Altered: Thursday, March 08, 2018 11:58:33 Pacific Standard Time  
Printed: Thursday, March 08, 2018 12:01:16 Pacific Standard Time

Name: 180307M1\_7, Date: 07-Mar-2018, Time: 17:09:19, ID: ST180307M1-2 PFC CS-1 18C0603, Description: PFC CS-1 18C0603





Dataset: F:\Projects\PFAS.PRO\Results\180307M1\180307M1-CRV\_B.qld

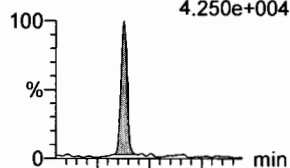
Last Altered: Thursday, March 08, 2018 11:30:49 Pacific Standard Time

Printed: Thursday, March 08, 2018 11:35:52 Pacific Standard Time

Name: 180307M1\_7, Date: 07-Mar-2018, Time: 17:09:19, ID: ST180307M1-2 PFC CS-1 18C0603, Description: PFC CS-1 18C0603

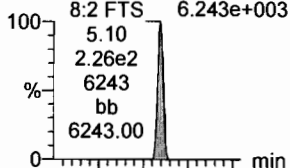
**PFDA**

F36:MRM of 2 channels,ES-  
513 > 468.8  
4.250e+004



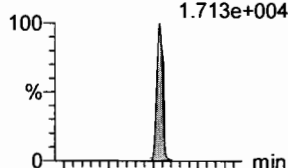
**8:2 FTS**

F41:MRM of 2 channels,ES-  
527 > 506.9  
6.243e+003



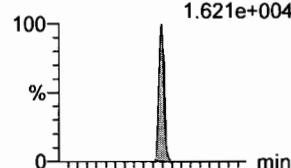
**N-MeFOSAA**

F47:MRM of 2 channels,ES-  
570.1 > 419  
1.713e+004



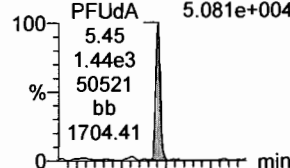
**N-EtFOSAA**

F50:MRM of 2 channels,ES-  
584.2 > 419  
1.621e+004



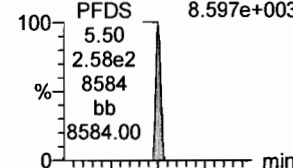
**PFUdA**

F45:MRM of 2 channels,ES-  
563.0 > 518.9  
5.081e+004

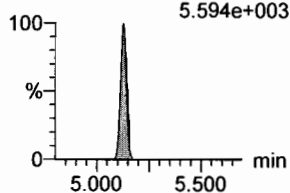


**PFDS**

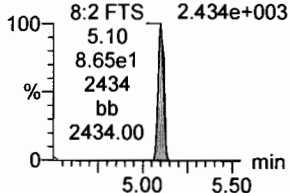
F52:MRM of 2 channels,ES-  
598.8 > 80  
8.597e+003



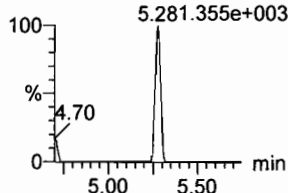
F36:MRM of 2 channels,ES-  
513 > 219  
5.594e+003



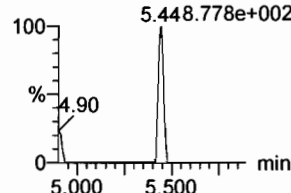
F41:MRM of 2 channels,ES-  
527 > 80  
2.434e+003



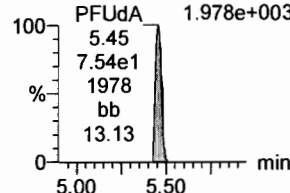
F47:MRM of 2 channels,ES-  
570.1 > 483.0  
5.281.355e+003



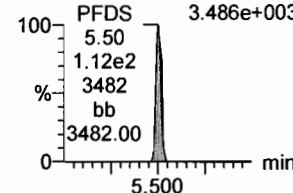
F50:MRM of 2 channels,ES-  
584.2 > 483.0  
5.448.778e+002



F45:MRM of 2 channels,ES-  
563.0 > 269  
1.978e+003

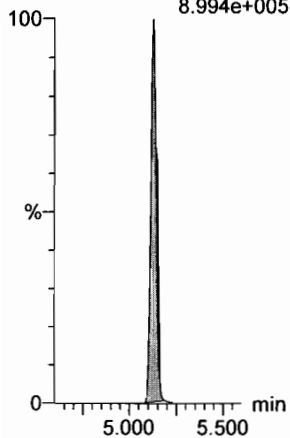


F52:MRM of 2 channels,ES-  
598.8 > 98.7  
3.486e+003



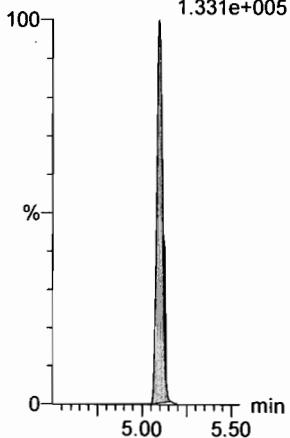
**13C2-PFDA**

F37:MRM of 1 channel,ES-  
515.1 > 469.9  
8.994e+005



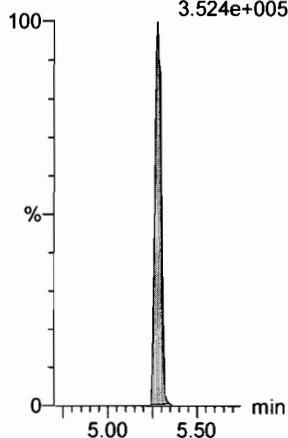
**13C2-8:2 FTS**

F42:MRM of 1 channel,ES-  
529.1 > 508.7  
1.331e+005



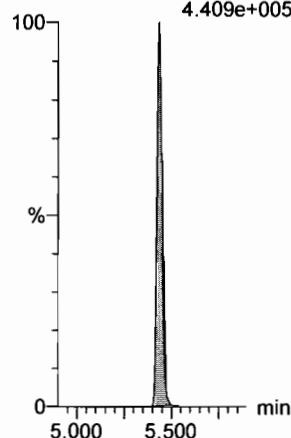
**d3-N-MeFOSAA**

F49:MRM of 1 channel,ES-  
573.3 > 419  
3.524e+005



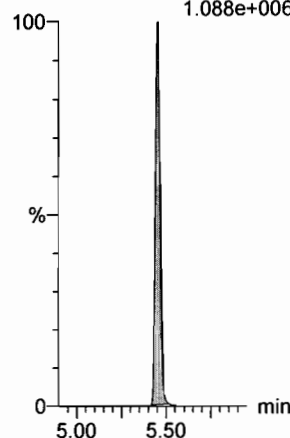
**d5-N-EtFOSAA**

F51:MRM of 1 channel,ES-  
589.3 > 419  
4.409e+005



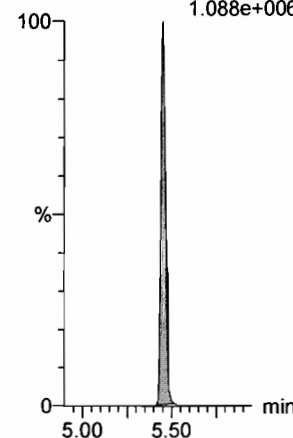
**13C2-PFUdA**

F46:MRM of 1 channel,ES-  
565 > 519.8  
1.088e+006



**13C2-PFUDa**

F46:MRM of 1 channel,ES-  
565 > 519.8  
1.088e+006



Dataset: F:\Projects\PFAS.PRO\Results\180307M1\180307M1-CRV\_B.qld

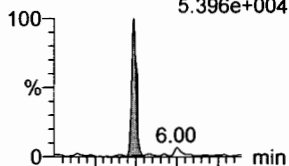
Last Altered: Thursday, March 08, 2018 11:30:49 Pacific Standard Time

Printed: Thursday, March 08, 2018 11:35:52 Pacific Standard Time

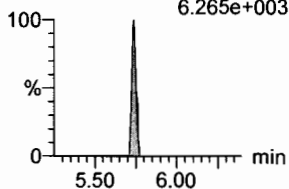
Name: 180307M1\_7, Date: 07-Mar-2018, Time: 17:09:19, ID: ST180307M1-2 PFC CS-1 18C0603, Description: PFC CS-1 18C0603

**PFDoA**

F53:MRM of 4 channels,ES-  
612.9 > 569.0  
5.396e+004

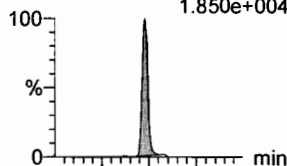


F53:MRM of 4 channels,ES-  
612.9 > 318.8  
6.265e+003

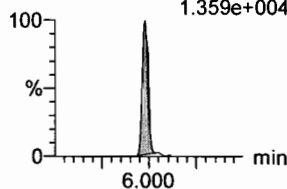


**N-MeFOSA**

F35:MRM of 2 channels,ES-  
512.1 > 168.9  
1.850e+004

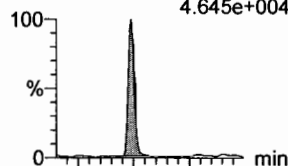


F35:MRM of 2 channels,ES-  
512.1 > 219  
1.359e+004

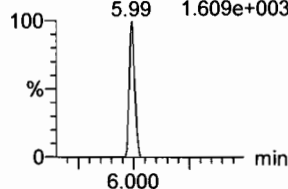


**PFTrDA**

F59:MRM of 2 channels,ES-  
662.9 > 618.9  
4.645e+004

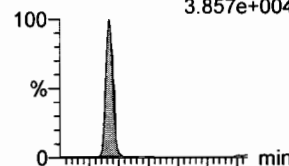


F59:MRM of 2 channels,ES-  
662.9 > 319  
1.609e+003

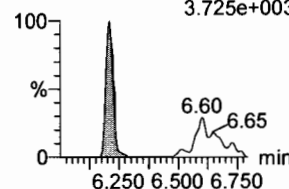


**PFTeDA**

F60:MRM of 2 channels,ES-  
712.9 > 668.8  
3.857e+004

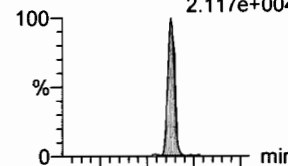


F60:MRM of 2 channels,ES-  
712.9 > 369  
3.725e+003

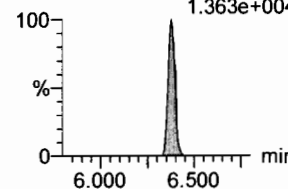


**N-EtFOSA**

F40:MRM of 2 channels,ES-  
526.1 > 168.9  
2.117e+004

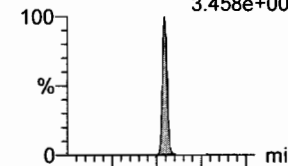


F40:MRM of 2 channels,ES-  
526.1 > 219  
1.363e+004

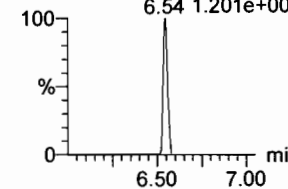


**PFHxDA**

F62:MRM of 2 channels,ES-  
813.1 > 768.6  
3.458e+004

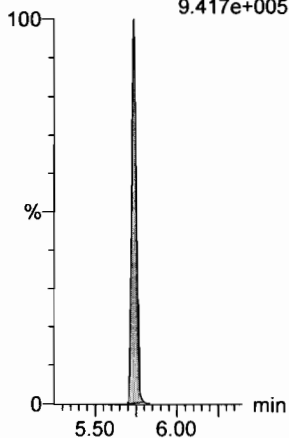


F62:MRM of 2 channels,ES-  
813.1 > 219  
1.201e+003



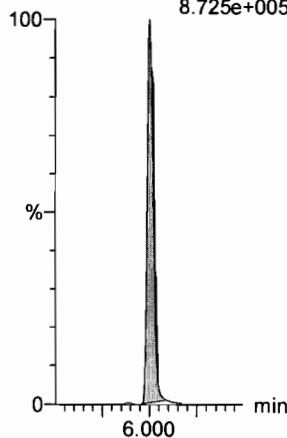
**13C2-PFDoA**

F54:MRM of 2 channels,ES-  
615.0 > 569.7  
9.417e+005



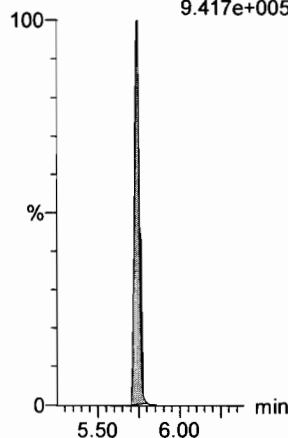
**d3-N-MeFOSA**

F38:MRM of 1 channel,ES-  
515.2 > 168.9  
8.725e+005



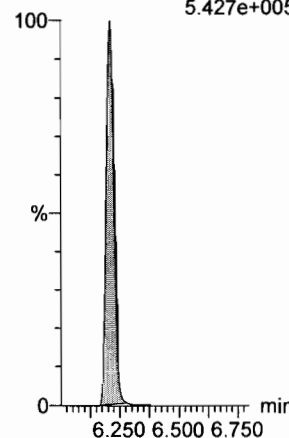
**13C2-PFDoA**

F54:MRM of 2 channels,ES-  
615.0 > 569.7  
9.417e+005



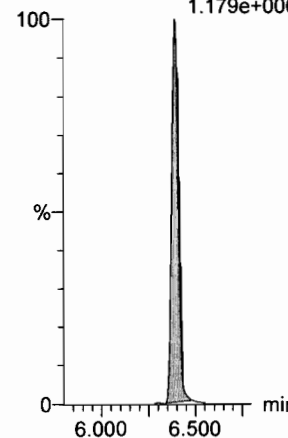
**13C2-PFTeDA**

F61:MRM of 2 channels,ES-  
714.8 > 669.6  
5.427e+005



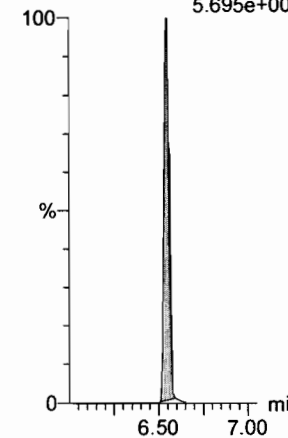
**d5-N-ETFOA**

F43:MRM of 1 channel,ES-  
531.1 > 168.9  
1.179e+006



**13C2-PFHxDA**

F63:MRM of 1 channel,ES-  
815 > 769.7  
5.695e+005




Dataset: F:\Projects\PFAS.PRO\Results\180307M1\180307M1-CRV\_B.qld

Last Altered: Thursday, March 08, 2018 11:30:49 Pacific Standard Time

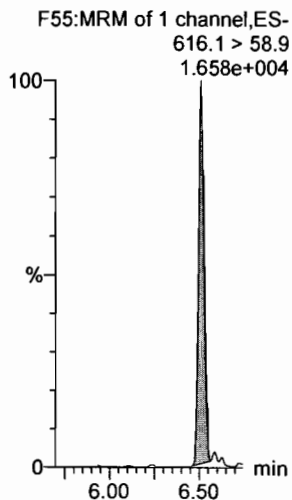
Printed: Thursday, March 08, 2018 11:35:52 Pacific Standard Time

Name: 180307M1\_7, Date: 07-Mar-2018, Time: 17:09:19, ID: ST180307M1-2 PFC CS-1 18C0603, Description: PFC CS-1 18C0603

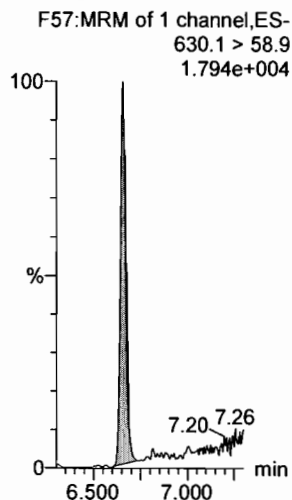
**PFODA**



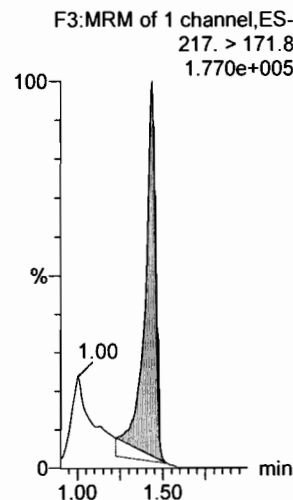
**N-MeFOSE**



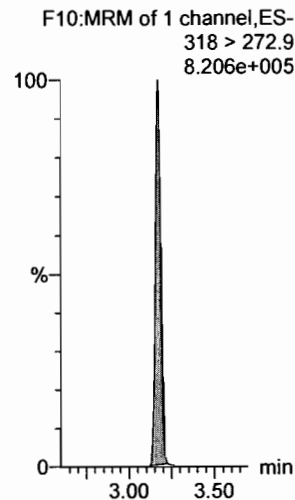
**N-EtFOSE**



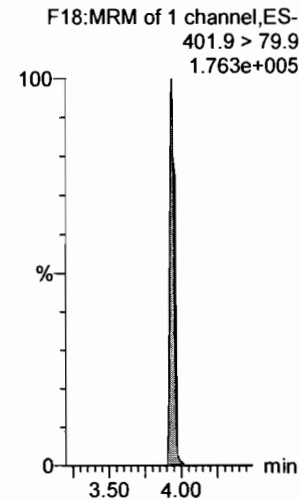
**13C4-PFBA**



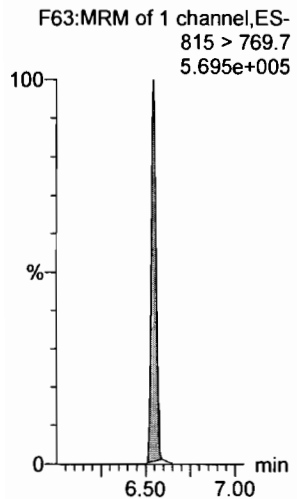
**13C5-PFHxA**



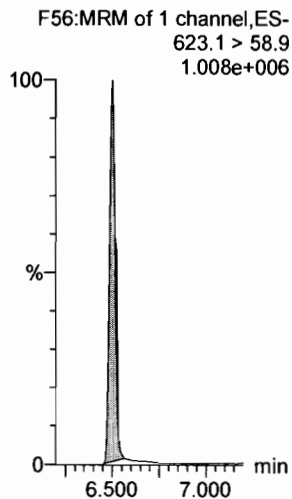
**13C3-PFHxS**



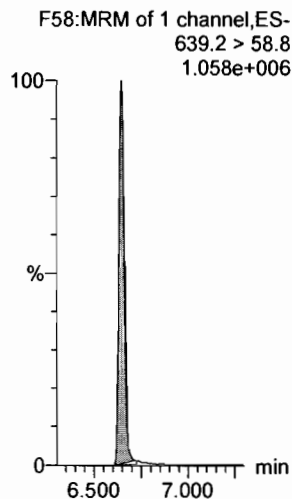
**13C2-PFHxDA**



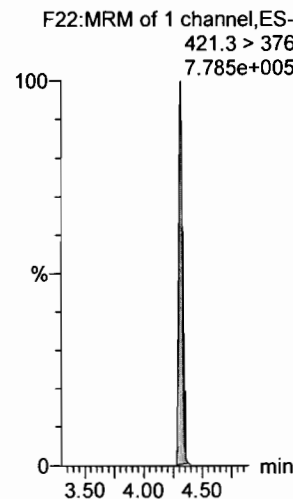
**d7-N-MeFOSE**



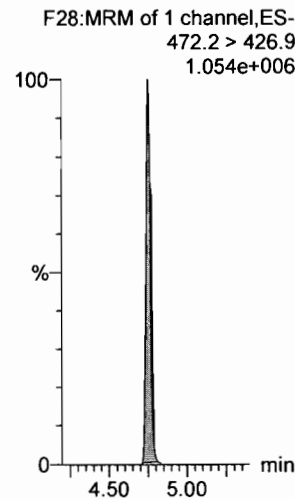
**d9-N-EtFOSE**



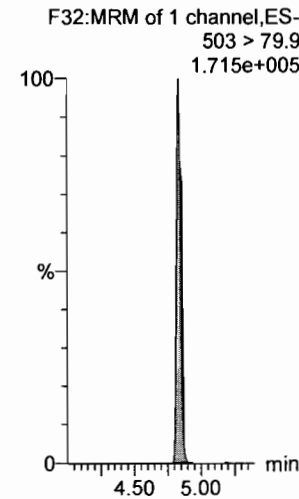
**13C8-PFOA**



**13C9-PFNA**



**13C4-PFOS**



Dataset: F:\Projects\PFAS.PRO\Results\180307M1\180307M1-CRV\_B.qld

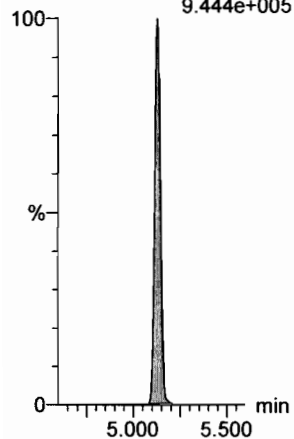
Last Altered: Thursday, March 08, 2018 11:30:49 Pacific Standard Time

Printed: Thursday, March 08, 2018 11:35:52 Pacific Standard Time

Name: 180307M1\_7, Date: 07-Mar-2018, Time: 17:09:19, ID: ST180307M1-2 PFC CS-1 18C0603, Description: PFC CS-1 18C0603

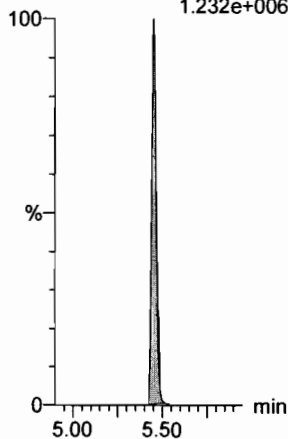
**13C6-PFDA**

F39:MRM of 1 channel,ES-  
519.1 > 473.7  
9.444e+005



**13C7-PFUdA**

F48:MRM of 1 channel,ES-  
570.1 > 524.8  
1.232e+006



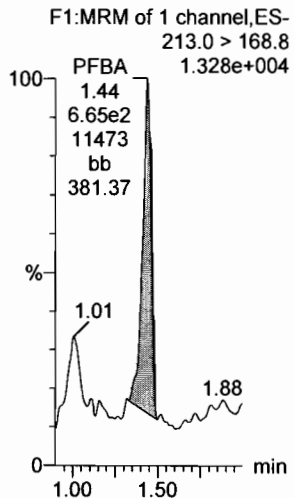
Dataset: F:\Projects\PFAS.PRO\Results\180307M1\180307M1-CRV\_B.qld

Last Altered: Thursday, March 08, 2018 11:30:49 Pacific Standard Time

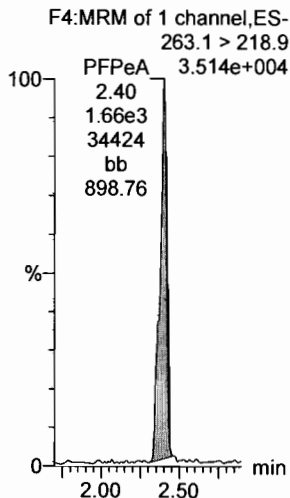
Printed: Thursday, March 08, 2018 11:35:52 Pacific Standard Time

Name: 180307M1\_8, Date: 07-Mar-2018, Time: 17:20:45, ID: ST180307M1-3 PFC CS0 18C0604, Description: PFC CS0 18C0604

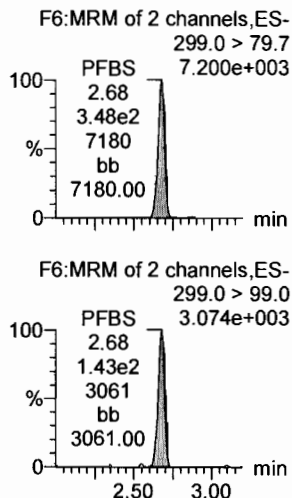
**PFBA**



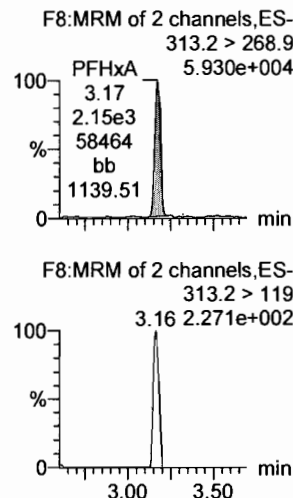
**PFPeA**



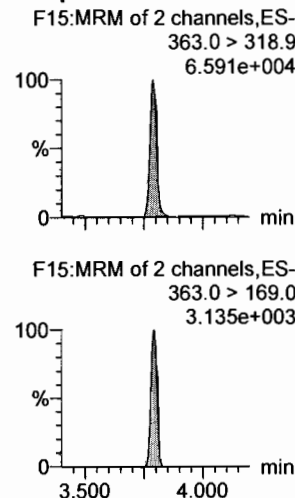
**PFBS**



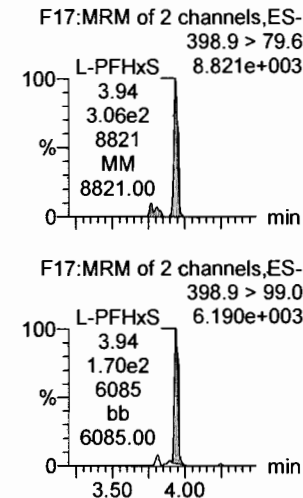
**PFHxA**



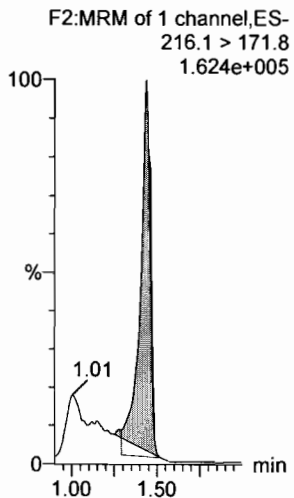
**PFHpA**



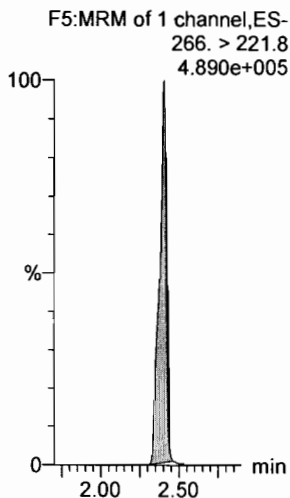
**L-PFHxS**



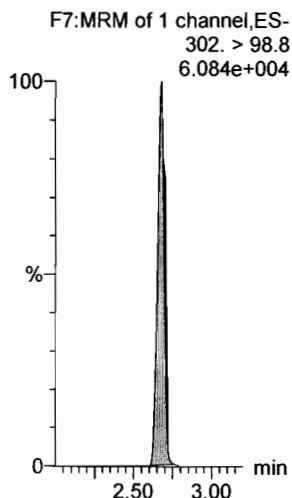
**13C3-PFBA**



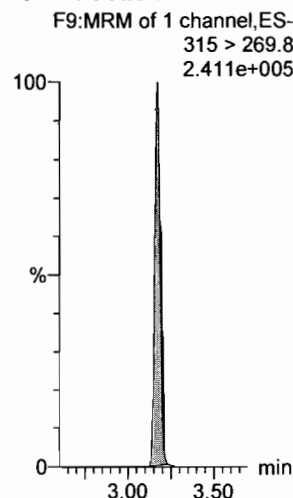
**13C3-PFPeA**



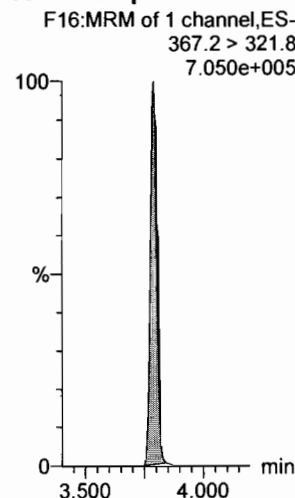
**13C3-PFBS**



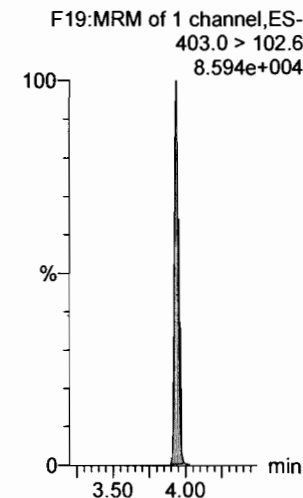
**13C2-PFHxA**



**13C4-PFHpA**



**18O2-PFHxS**

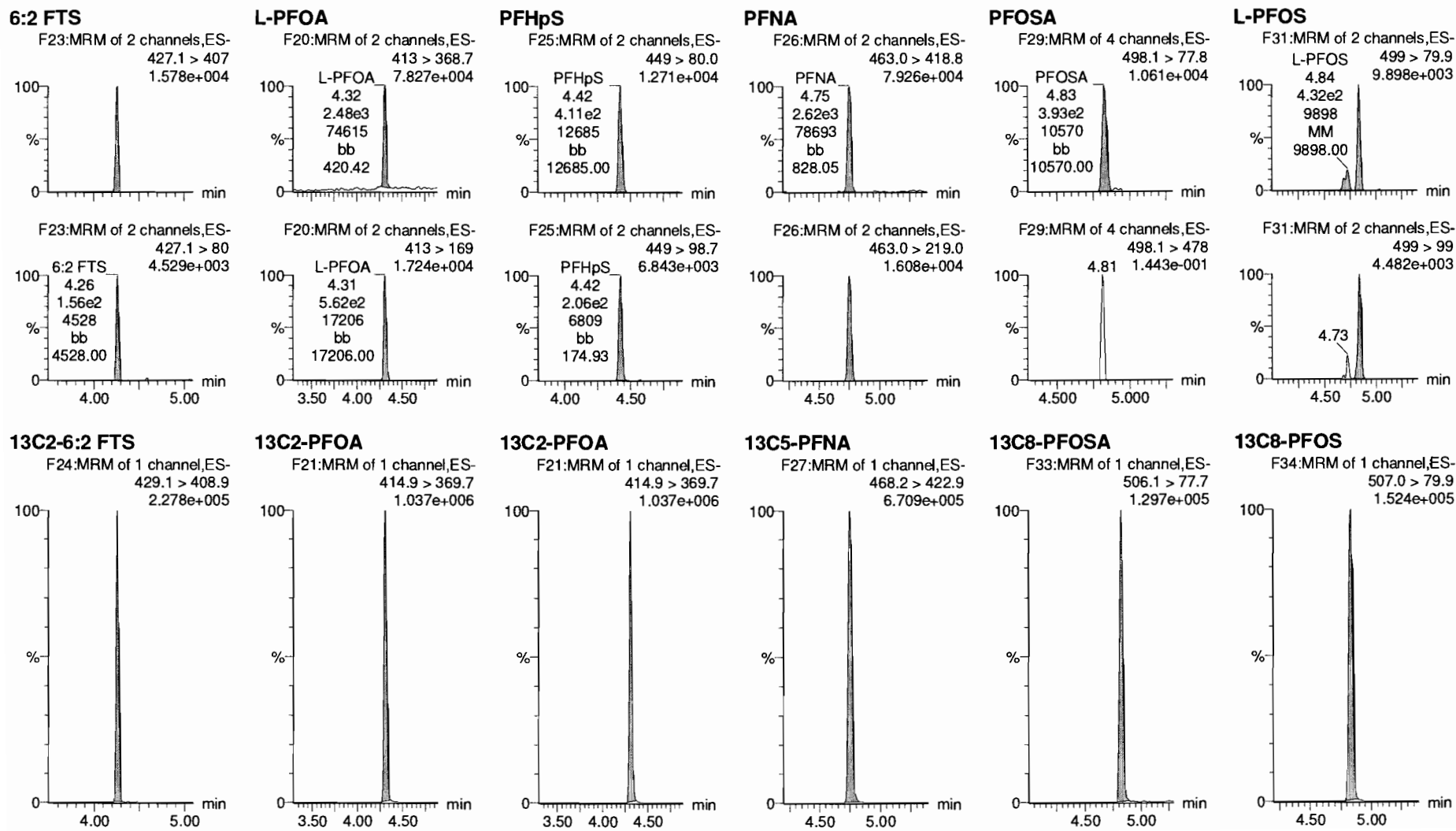


Dataset: F:\Projects\PFAS.PRO\Results\180307M1\180307M1-CRV\_B.qld

Last Altered: Thursday, March 08, 2018 11:58:33 Pacific Standard Time

Printed: Thursday, March 08, 2018 12:01:16 Pacific Standard Time

Name: 180307M1\_8, Date: 07-Mar-2018, Time: 17:20:45, ID: ST180307M1-3 PFC CS0 18C0604, Description: PFC CS0 18C0604



Dataset: F:\Projects\PFAS.PRO\Results\180307M1\180307M1-CRV\_B.qld

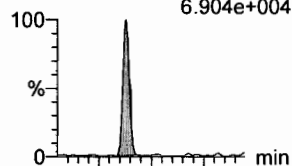
Last Altered: Thursday, March 08, 2018 11:30:49 Pacific Standard Time

Printed: Thursday, March 08, 2018 11:35:52 Pacific Standard Time

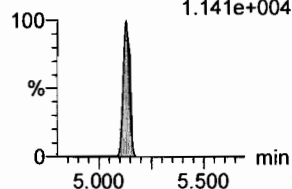
Name: 180307M1\_8, Date: 07-Mar-2018, Time: 17:20:45, ID: ST180307M1-3 PFC CS0 18C0604, Description: PFC CS0 18C0604

**PFDA**

F36:MRM of 2 channels,ES-  
513 > 468.8  
6.904e+004

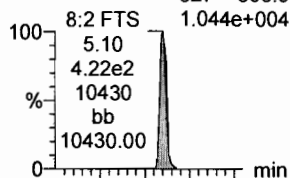


F36:MRM of 2 channels,ES-  
513 > 219  
1.141e+004

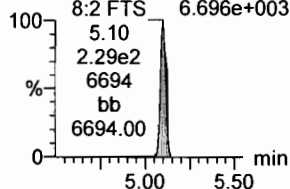


**8:2 FTS**

F41:MRM of 2 channels,ES-  
527 > 506.9  
1.044e+004

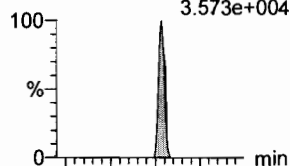


F41:MRM of 2 channels,ES-  
527 > 80  
6.696e+003

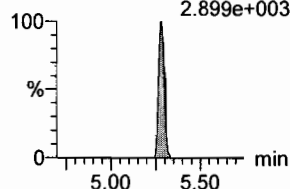


**N-MeFOSAA**

F47:MRM of 2 channels,ES-  
570.1 > 419  
3.573e+004

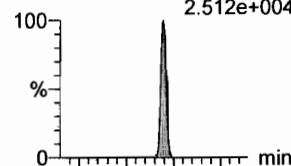


F47:MRM of 2 channels,ES-  
570.1 > 483.0  
2.899e+003

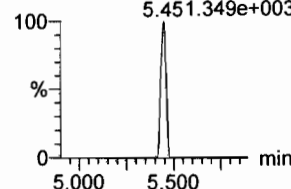


**N-EtFOSAA**

F50:MRM of 2 channels,ES-  
584.2 > 419  
2.512e+004



F50:MRM of 2 channels,ES-  
584.2 > 483.0  
5.451.349e+003

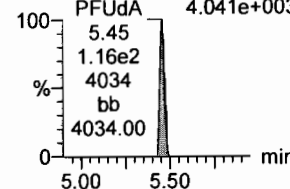


**PFUdA**

F45:MRM of 2 channels,ES-  
563.0 > 518.9  
8.325e+004

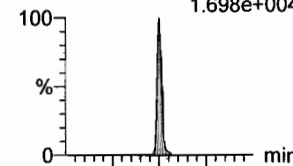


F45:MRM of 2 channels,ES-  
563.0 > 269  
4.041e+003

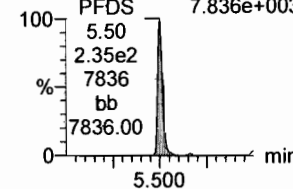


**PFDS**

F52:MRM of 2 channels,ES-  
598.8 > 80  
1.698e+004

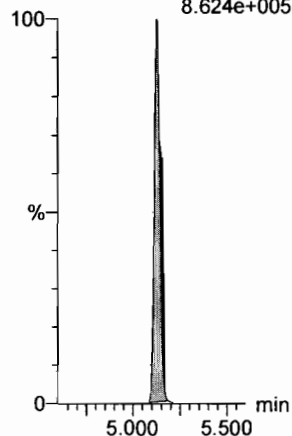


F52:MRM of 2 channels,ES-  
598.8 > 98.7  
7.836e+003



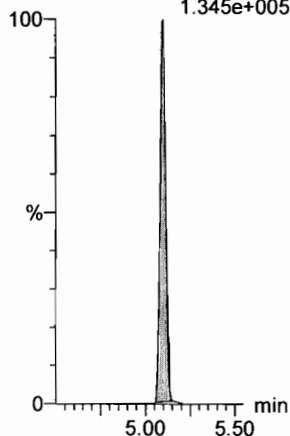
**13C2-PFDA**

F37:MRM of 1 channel,ES-  
515.1 > 469.9  
8.624e+005




**13C2-8:2 FTS**

F42:MRM of 1 channel,ES-  
529.1 > 508.7  
1.345e+005



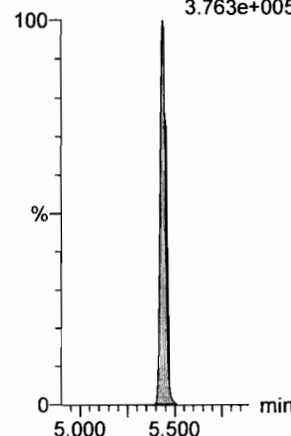
**d3-N-MeFOSAA**

F49:MRM of 1 channel,ES-  
573.3 > 419  
3.616e+005



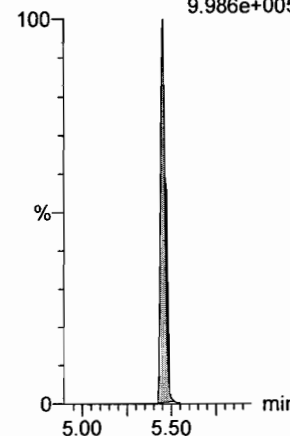
**d5-N-EtFOSAA**

F51:MRM of 1 channel,ES-  
589.3 > 419  
3.763e+005



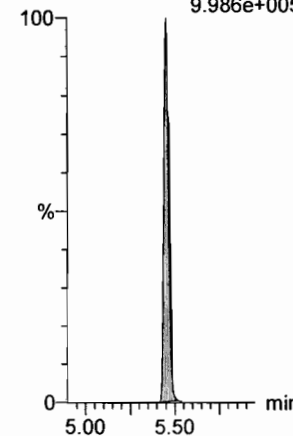
**13C2-PFUdA**

F46:MRM of 1 channel,ES-  
565 > 519.8  
9.986e+005



**13C2-PFUdA**

F46:MRM of 1 channel,ES-  
565 > 519.8  
9.986e+005

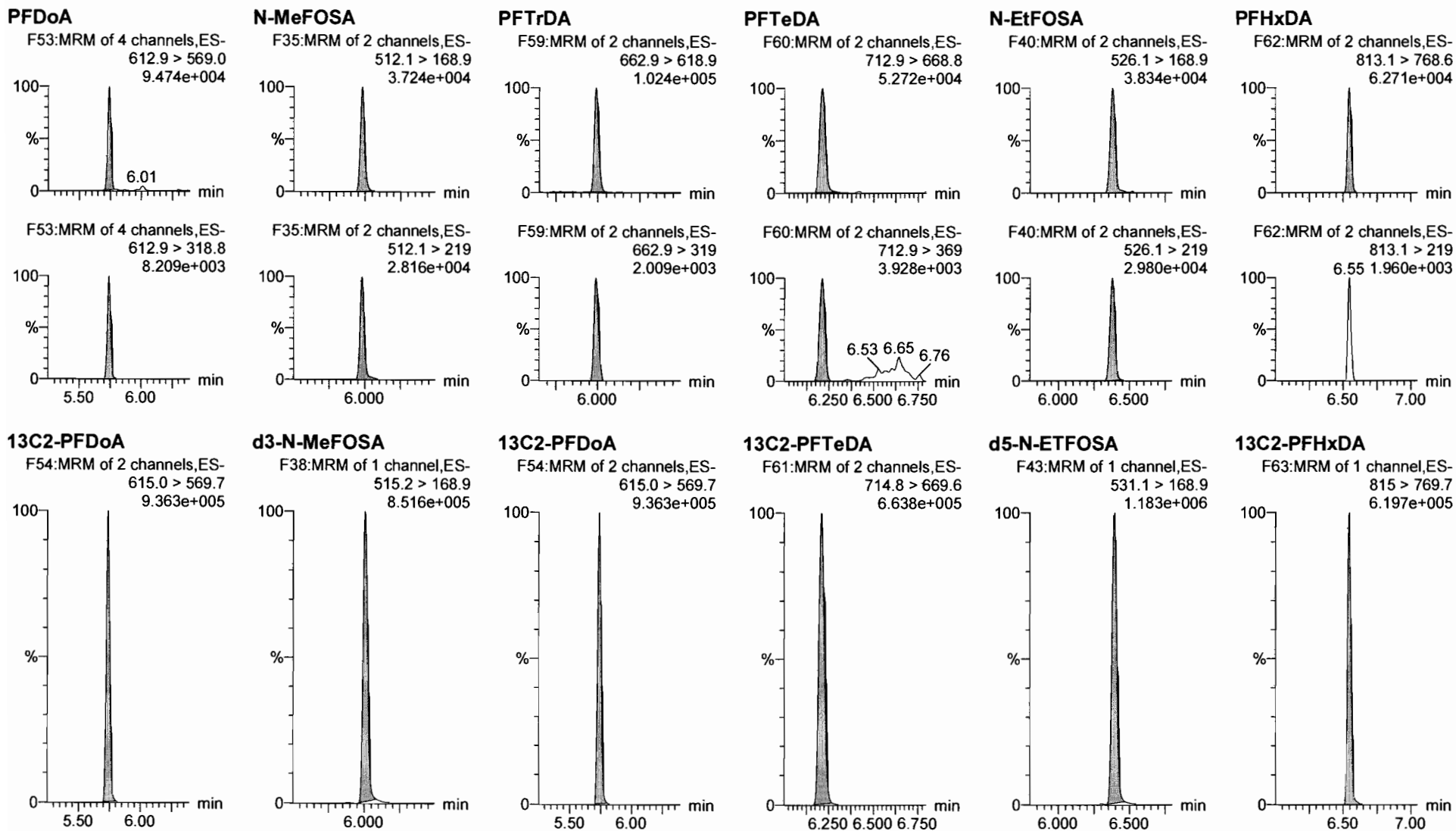


Dataset: F:\Projects\PFAS.PRO\Results\180307M1\180307M1-CRV\_B.qld

Last Altered: Thursday, March 08, 2018 11:30:49 Pacific Standard Time

Printed: Thursday, March 08, 2018 11:35:52 Pacific Standard Time

Name: 180307M1\_8, Date: 07-Mar-2018, Time: 17:20:45, ID: ST180307M1-3 PFC CS0 18C0604, Description: PFC CS0 18C0604





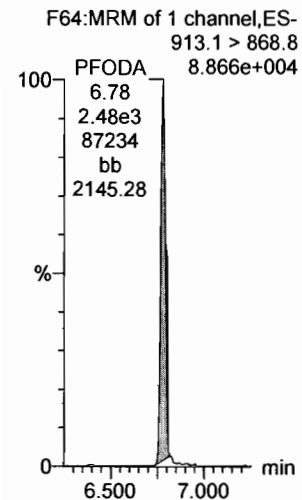
Dataset: F:\Projects\PFAS.PRO\Results\180307M1\180307M1-CRV\_B.qld

Last Altered: Thursday, March 08, 2018 11:30:49 Pacific Standard Time

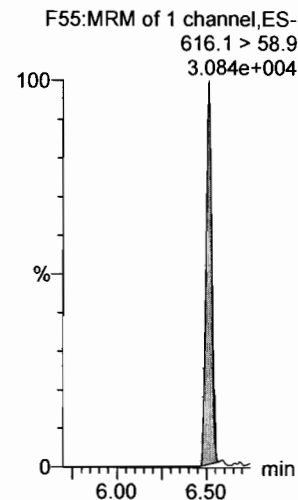
Printed: Thursday, March 08, 2018 11:35:52 Pacific Standard Time

Name: 180307M1\_8, Date: 07-Mar-2018, Time: 17:20:45, ID: ST180307M1-3 PFC CS0 18C0604, Description: PFC CS0 18C0604

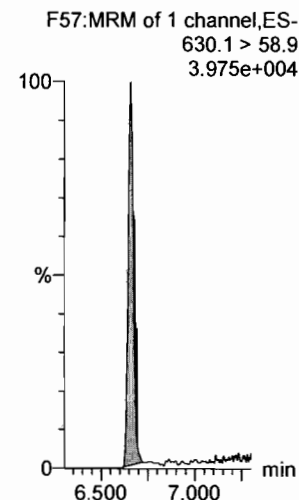
**PFODA**



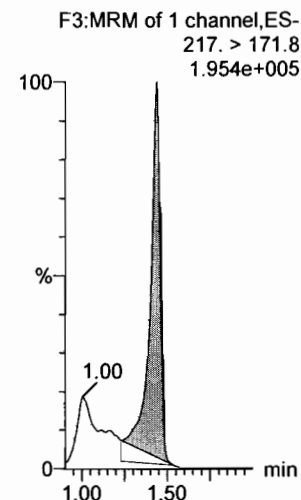
**N-MeFOSE**



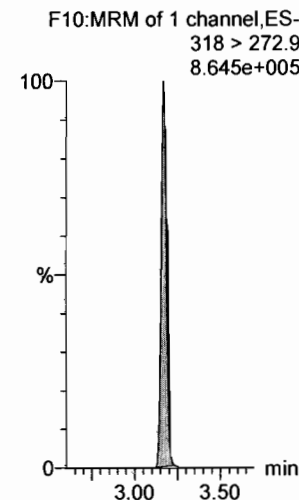
**N-EtFOSE**



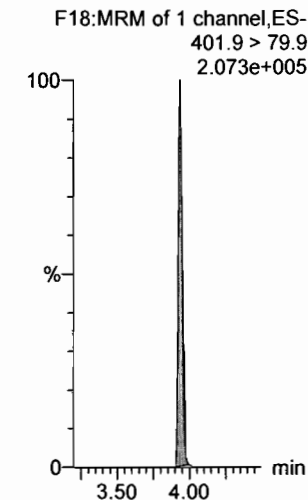
**13C4-PFBA**



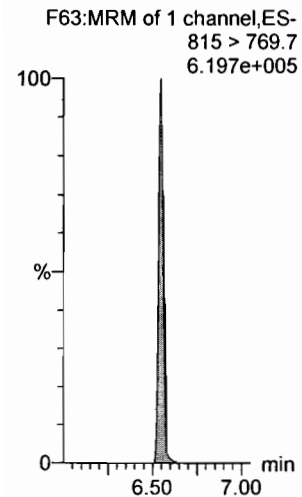
**13C5-PFHxA**



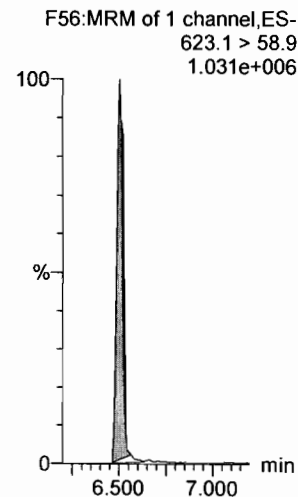
**13C3-PFHxS**



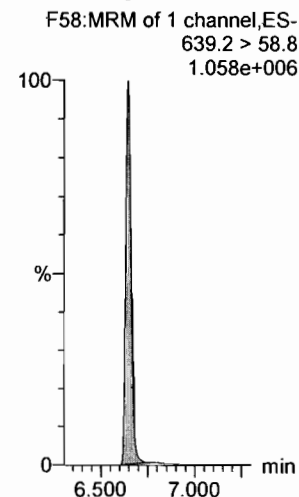
**13C2-PFHxDA**



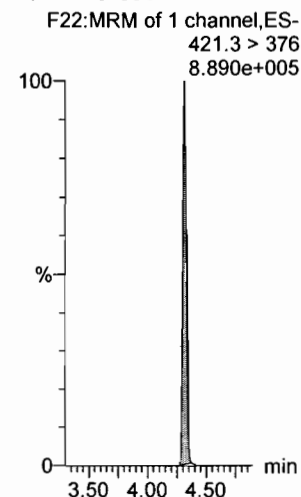
**d7-N-MeFOSE**



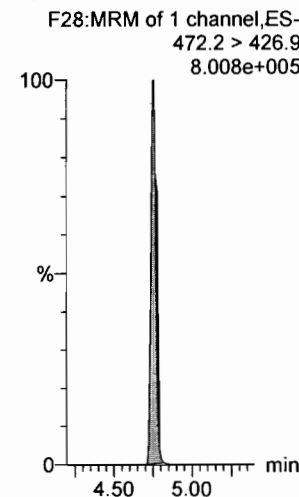
**d9-N-EtFOSE**



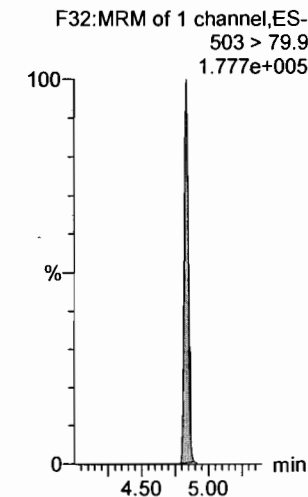
**13C8-PFOA**



**13C9-PFNA**



**13C4-PFOS**



Dataset: F:\Projects\PFAS.PRO\Results\180307M1\180307M1-CRV\_B.qld

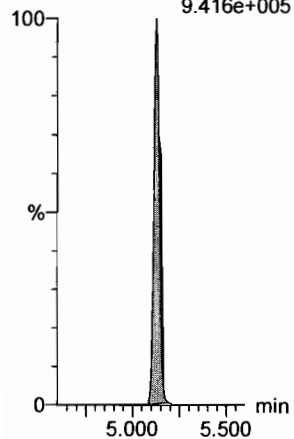
Last Altered: Thursday, March 08, 2018 11:30:49 Pacific Standard Time

Printed: Thursday, March 08, 2018 11:35:52 Pacific Standard Time

Name: 180307M1\_8, Date: 07-Mar-2018, Time: 17:20:45, ID: ST180307M1-3 PFC CS0 18C0604, Description: PFC CS0 18C0604

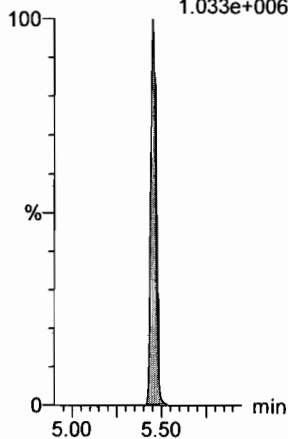
13C6-PFDA

F39:MRM of 1 channel,ES-  
519.1 > 473.7  
9.416e+005



13C7-PFUdA

F48:MRM of 1 channel,ES-  
570.1 > 524.8  
1.033e+006



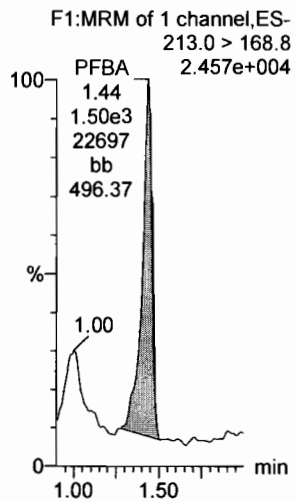
Dataset: F:\Projects\PFAS.PRO\Results\180307M1\180307M1-CRV\_B.qld

Last Altered: Thursday, March 08, 2018 11:30:49 Pacific Standard Time

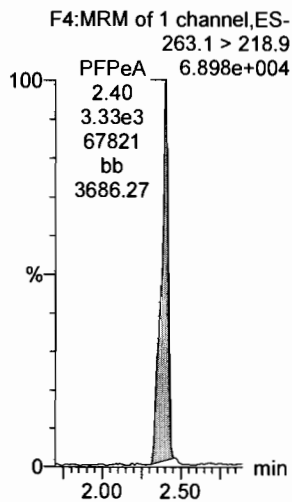
Printed: Thursday, March 08, 2018 11:35:52 Pacific Standard Time

Name: 180307M1\_9, Date: 07-Mar-2018, Time: 17:32:12, ID: ST180307M1-4 PFC CS1 18C0605, Description: PFC CS1 18C0605

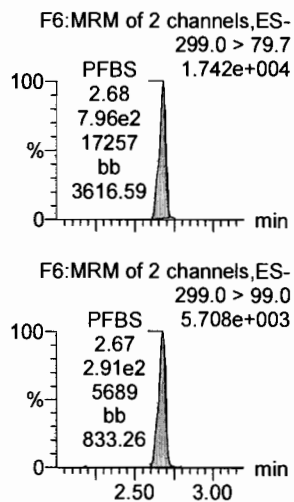
**PFBA**



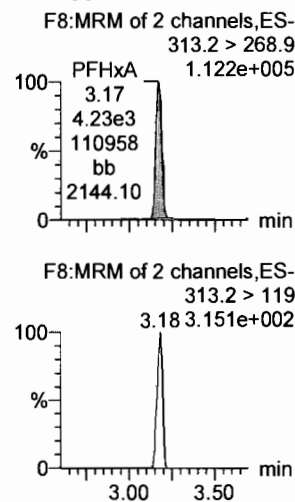
**PFPeA**



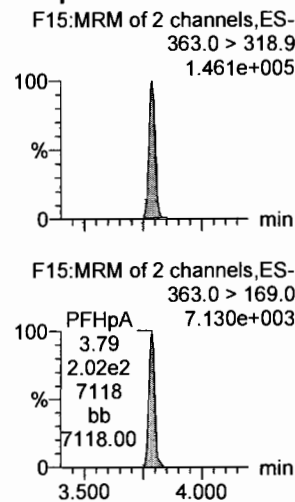
**PFBS**




**PFHxA**



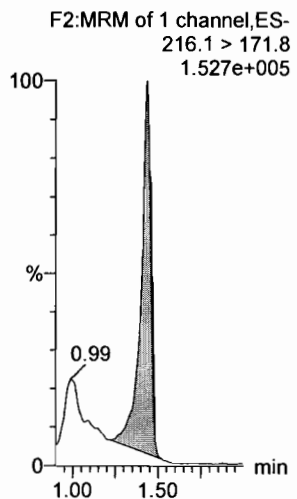
**PFHpA**



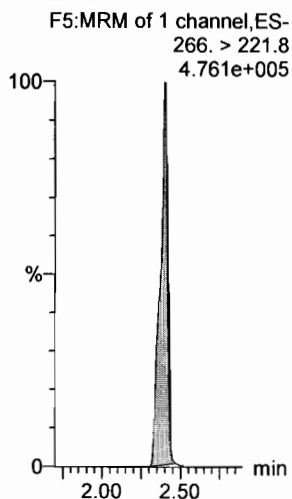
**L-PFHxS**



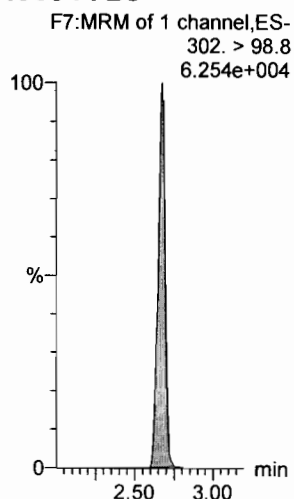
**13C3-PFBA**



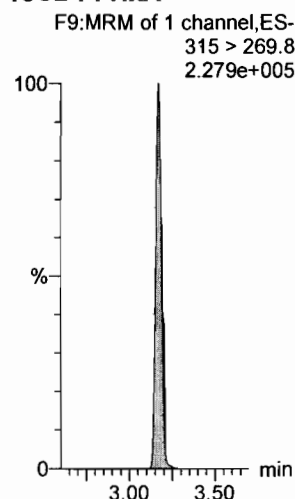
**13C3-PFPeA**



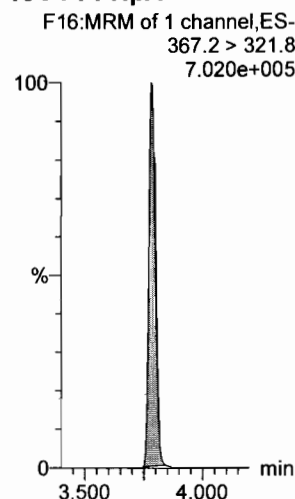
**13C3-PFBS**



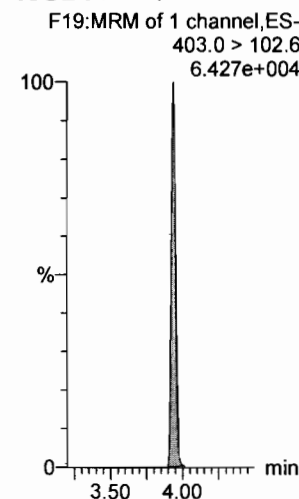
**13C2-PFHxA**



**13C4-PFHpA**



**18O2-PFHxS**



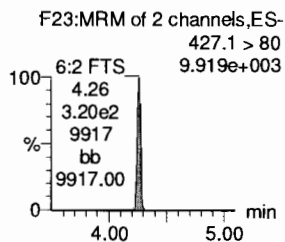
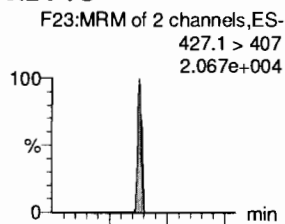
Dataset: F:\Projects\PFAS.PRO\Results\180307M1\180307M1-CRV\_B.qld

Last Altered: Thursday, March 08, 2018 11:58:33 Pacific Standard Time

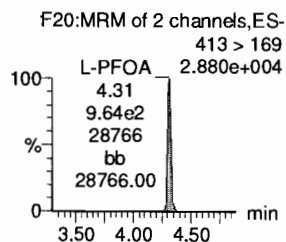
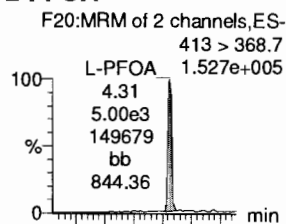
Printed: Thursday, March 08, 2018 12:01:16 Pacific Standard Time

Name: 180307M1\_9, Date: 07-Mar-2018, Time: 17:32:12, ID: ST180307M1-4 PFC CS1 18C0605, Description: PFC CS1 18C0605

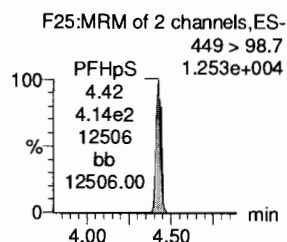
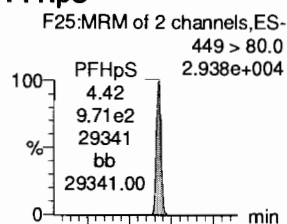
**6:2 FTS**



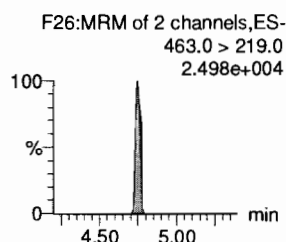
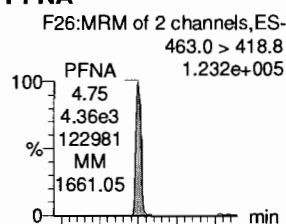
**L-PFOA**



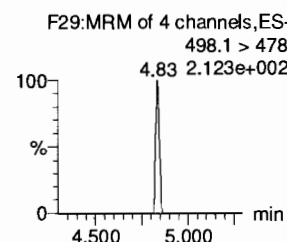
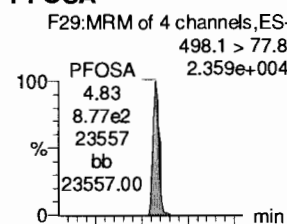
**PFHpS**



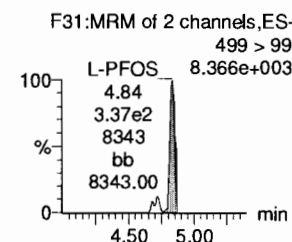
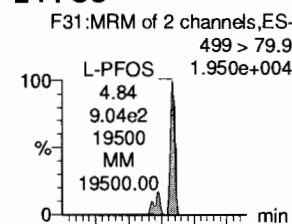
**PFNA**



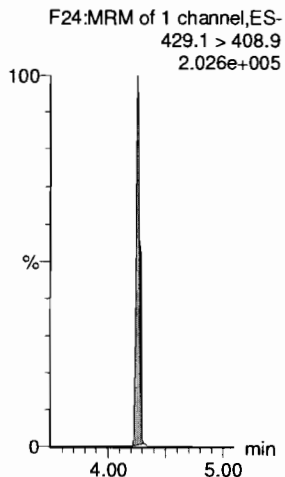
**PFOSA**



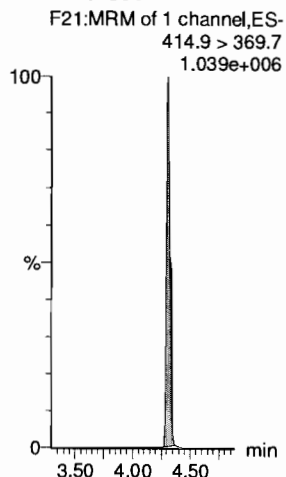
**L-PFOS**



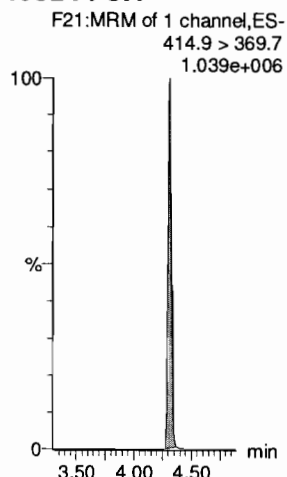
**13C2-6:2 FTS**



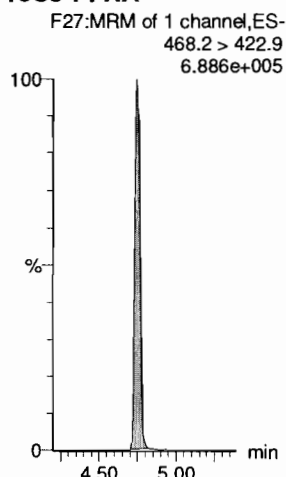
**13C2-PFOA**



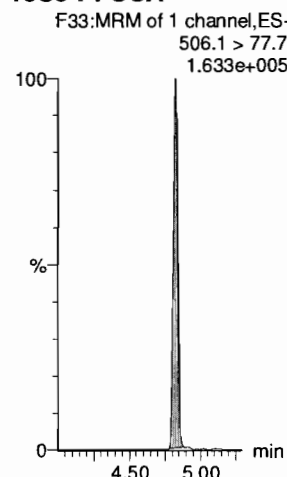
**13C2-PFOA**



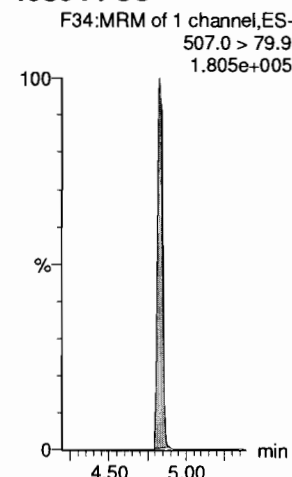
**13C5-PFNA**



**13C8-PFOA**



**13C8-PFOS**



Dataset: F:\Projects\PFAS.PRO\Results\180307M1\180307M1-CRV\_B.qld

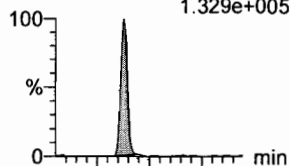
Last Altered: Thursday, March 08, 2018 11:30:49 Pacific Standard Time

Printed: Thursday, March 08, 2018 11:35:52 Pacific Standard Time

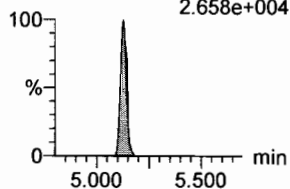
Name: 180307M1\_9, Date: 07-Mar-2018, Time: 17:32:12, ID: ST180307M1-4 PFC CS1 18C0605, Description: PFC CS1 18C0605

**PFDA**

F36:MRM of 2 channels,ES-  
513 > 468.8  
1.329e+005

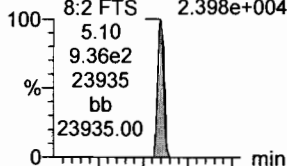


F36:MRM of 2 channels,ES-  
513 > 219  
2.658e+004

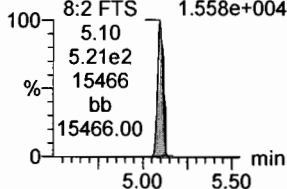


**8:2 FTS**

F41:MRM of 2 channels,ES-  
527 > 506.9  
2.398e+004

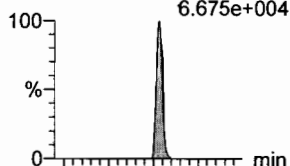


F41:MRM of 2 channels,ES-  
527 > 80  
1.558e+004

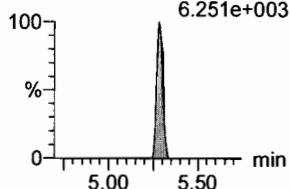


**N-MeFOSAA**

F47:MRM of 2 channels,ES-  
570.1 > 419  
6.675e+004

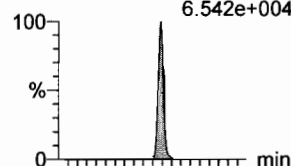


F47:MRM of 2 channels,ES-  
570.1 > 483.0  
6.251e+003

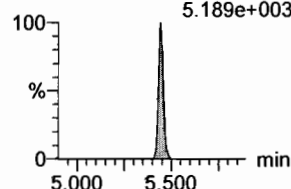


**N-EtFOSAA**

F50:MRM of 2 channels,ES-  
584.2 > 419  
6.542e+004

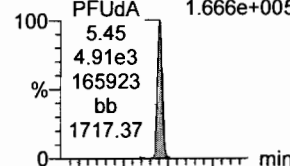


F50:MRM of 2 channels,ES-  
584.2 > 483.0  
5.189e+003

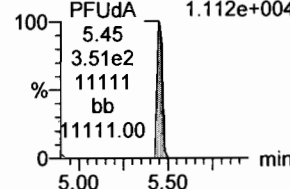


**PFUdA**

F45:MRM of 2 channels,ES-  
563.0 > 518.9  
1.666e+005

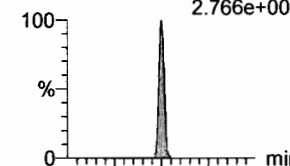


F45:MRM of 2 channels,ES-  
563.0 > 269  
1.112e+004

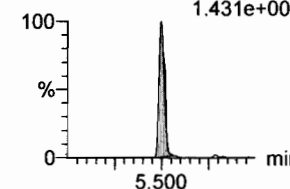


**PFDS**

F52:MRM of 2 channels,ES-  
598.8 > 80  
2.766e+004

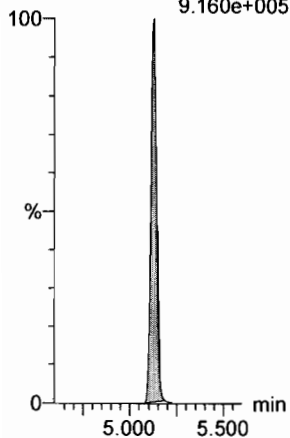


F52:MRM of 2 channels,ES-  
598.8 > 98.7  
1.431e+004



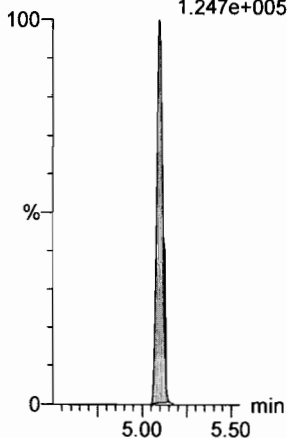
**13C2-PFDA**

F37:MRM of 1 channel,ES-  
515.1 > 469.9  
9.160e+005



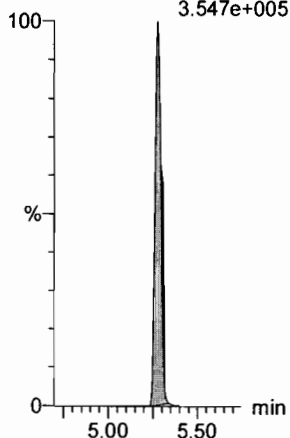
**13C2-8:2 FTS**

F42:MRM of 1 channel,ES-  
529.1 > 508.7  
1.247e+005



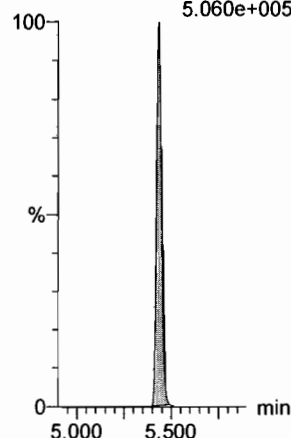
**d3-N-MeFOSAA**

F49:MRM of 1 channel,ES-  
573.3 > 419  
3.547e+005



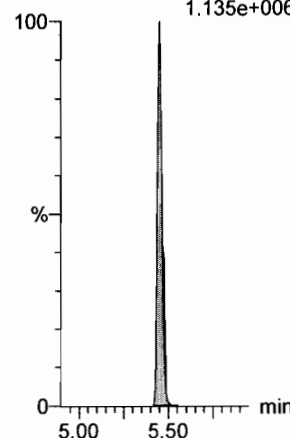
**d5-N-EtFOSAA**

F51:MRM of 1 channel,ES-  
589.3 > 419  
5.060e+005



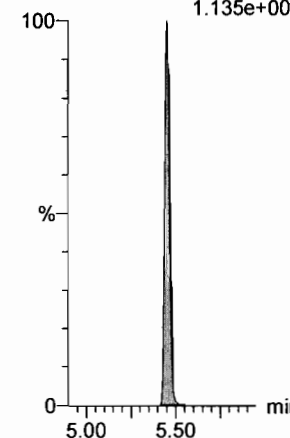
**13C2-PFUdA**

F46:MRM of 1 channel,ES-  
565 > 519.8  
1.135e+006



**13C2-PFUdA**

F46:MRM of 1 channel,ES-  
565 > 519.8  
1.135e+006



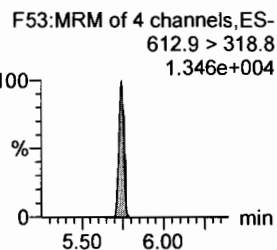
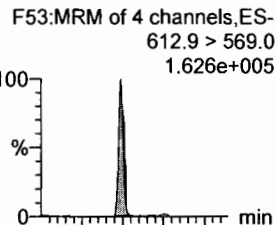
Dataset: F:\Projects\PFAS.PRO\Results\180307M1\180307M1-CRV\_B.qld

Last Altered: Thursday, March 08, 2018 11:30:49 Pacific Standard Time

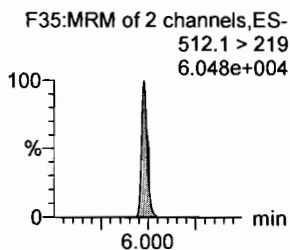
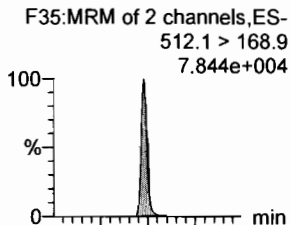
Printed: Thursday, March 08, 2018 11:35:52 Pacific Standard Time

Name: 180307M1\_9, Date: 07-Mar-2018, Time: 17:32:12, ID: ST180307M1-4 PFC CS1 18C0605, Description: PFC CS1 18C0605

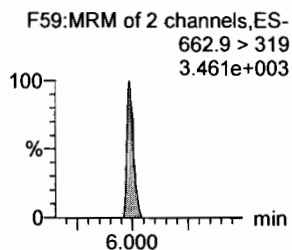
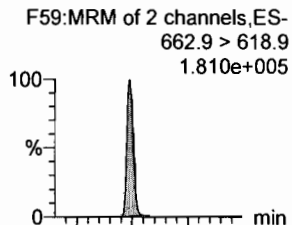
**PFDoA**



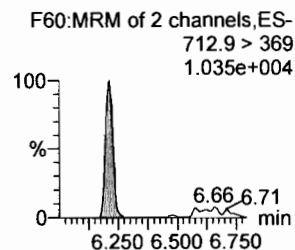
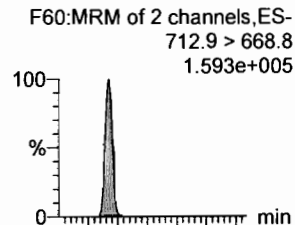
**N-MeFOSA**



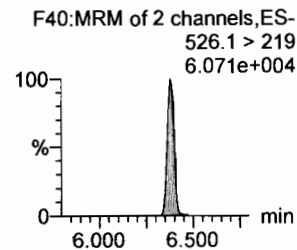
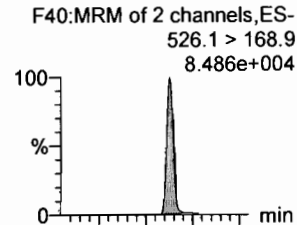
**PFTrDA**



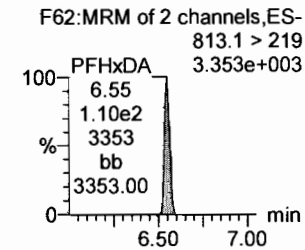
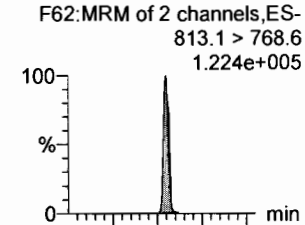
**PFTeDA**



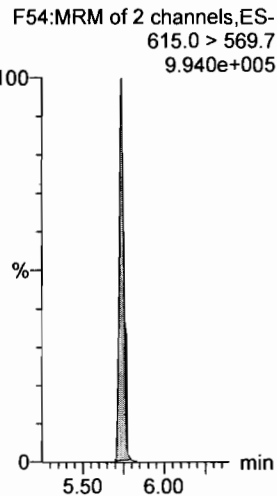
**N-EtFOSA**



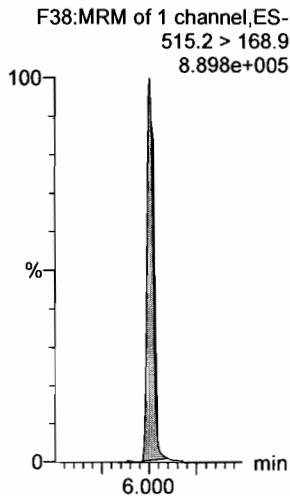
**PFHxDA**



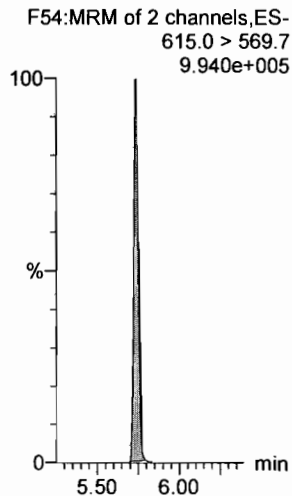
**13C2-PFDoA**



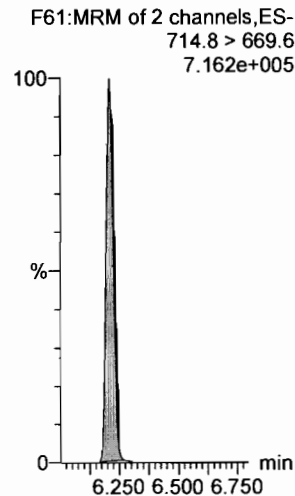
**d3-N-MeFOSA**



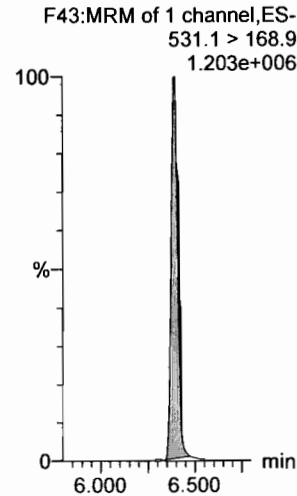
**13C2-PFDoA**



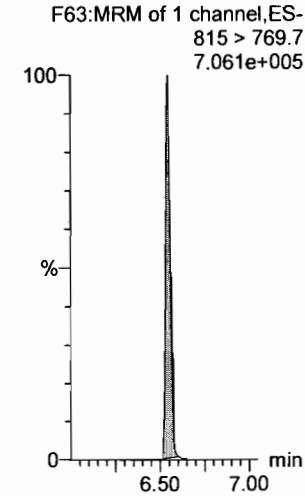
**13C2-PFTeDA**



**d5-N-ETFOSA**



**13C2-PFHxDA**




Dataset: F:\Projects\PFAS.PRO\Results\180307M1\180307M1-CRV\_B.qld

Last Altered: Thursday, March 08, 2018 11:30:49 Pacific Standard Time

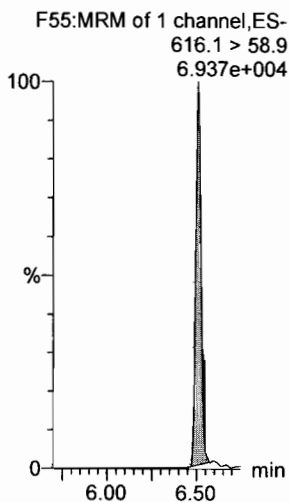
Printed: Thursday, March 08, 2018 11:35:52 Pacific Standard Time

Name: 180307M1\_9, Date: 07-Mar-2018, Time: 17:32:12, ID: ST180307M1-4 PFC CS1 18C0605, Description: PFC CS1 18C0605

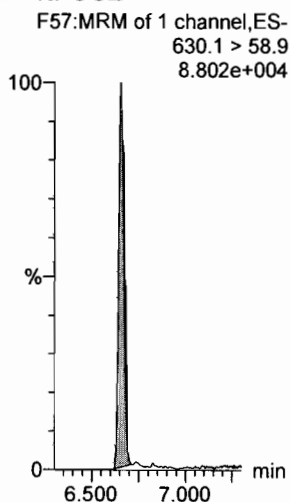
**PFODA**



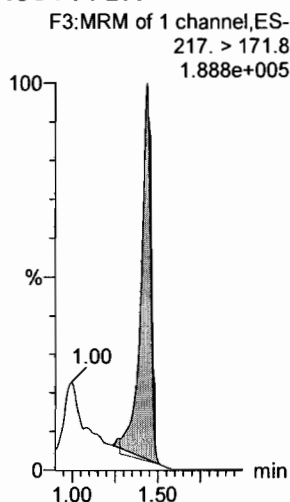
**N-MeFOSE**



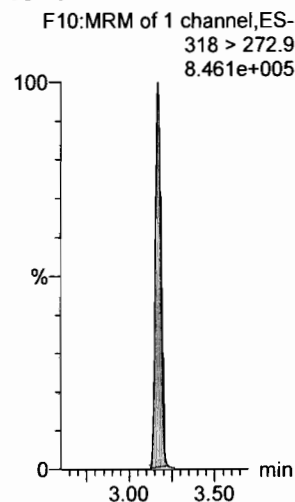
**N-EtFOSE**



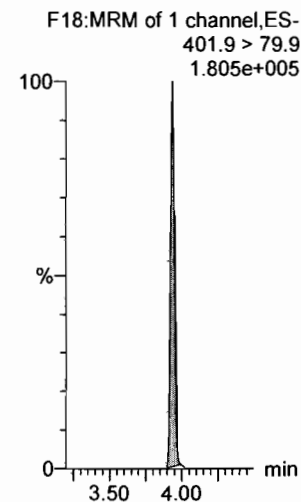
**13C4-PFBA**



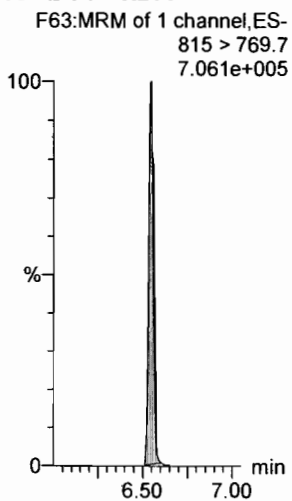
**13C5-PFHxA**



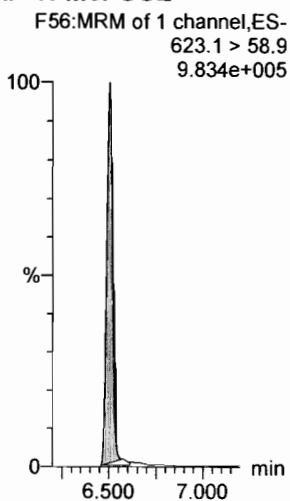
**13C3-PFHxS**



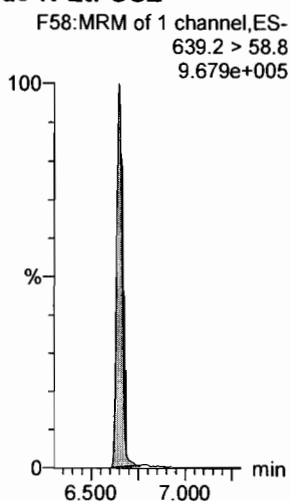
**13C2-PFHxDA**



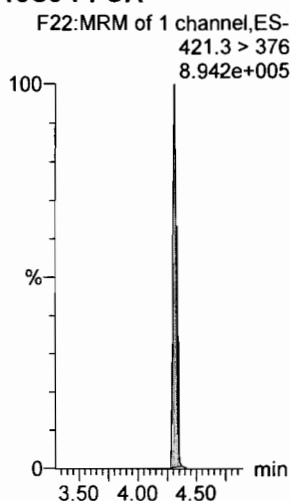
**d7-N-MeFOSE**



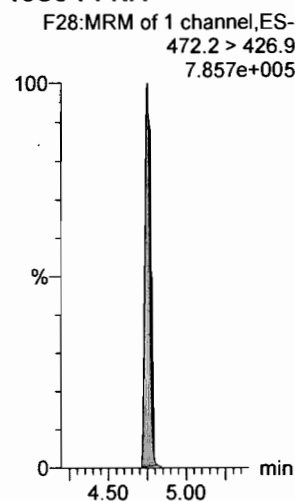
**d9-N-EtFOSE**



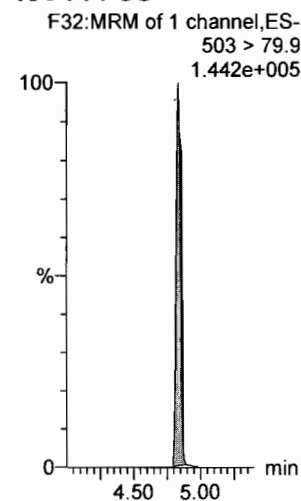
**13C8-PFOA**



**13C9-PFNA**



**13C4-PFOS**



Dataset: F:\Projects\PFAS.PRO\Results\180307M1\180307M1-CRV\_B.qld

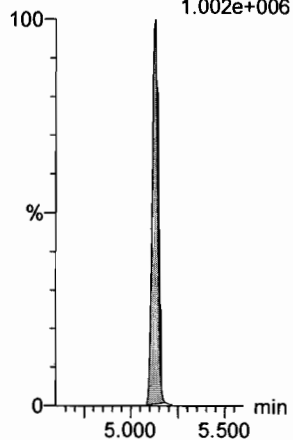
Last Altered: Thursday, March 08, 2018 11:30:49 Pacific Standard Time

Printed: Thursday, March 08, 2018 11:35:52 Pacific Standard Time

Name: 180307M1\_9, Date: 07-Mar-2018, Time: 17:32:12, ID: ST180307M1-4 PFC CS1 18C0605, Description: PFC CS1 18C0605

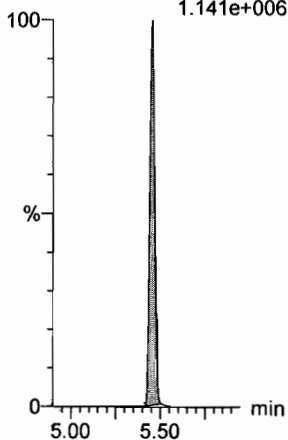
13C6-PFDA

F39:MRM of 1 channel,ES-  
519.1 > 473.7  
1.002e+006



13C7-PFUdA

F48:MRM of 1 channel,ES-  
570.1 > 524.8  
1.141e+006





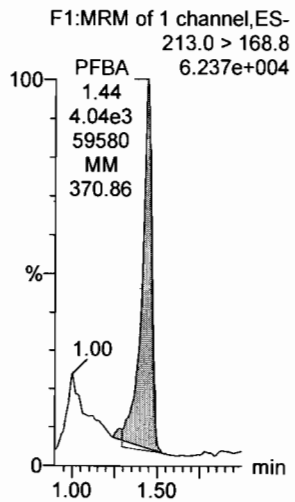
Dataset: F:\Projects\PFAS.PRO\Results\180307M1\180307M1-CRV\_B.qld

Last Altered: Thursday, March 08, 2018 11:30:49 Pacific Standard Time

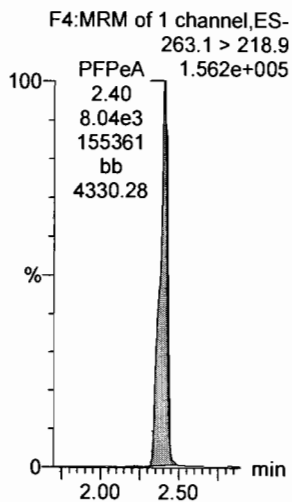
Printed: Thursday, March 08, 2018 11:35:52 Pacific Standard Time

Name: 180307M1\_10, Date: 07-Mar-2018, Time: 17:43:42, ID: ST180307M1-5 PFC CS2 18C0606, Description: PFC CS2 18C0606

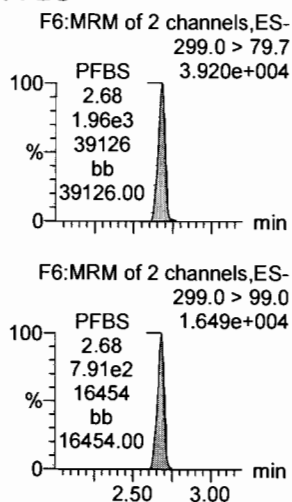
**PFBA**




**PFPeA**



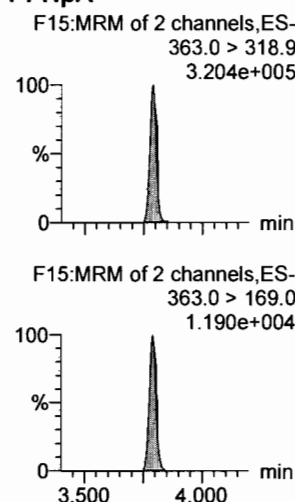
**PFBS**



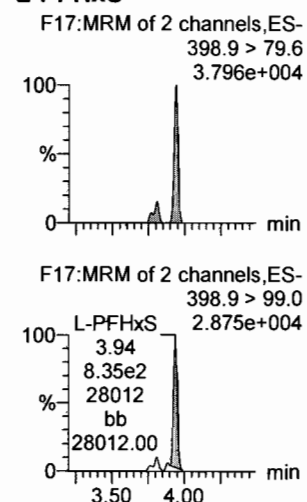
**PFHxA**



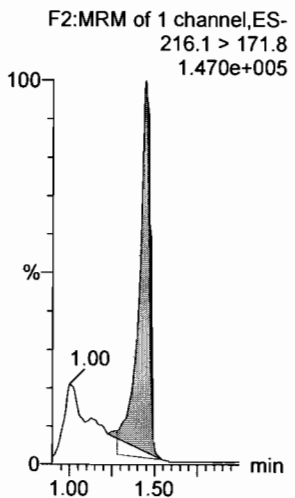
**PFHpA**



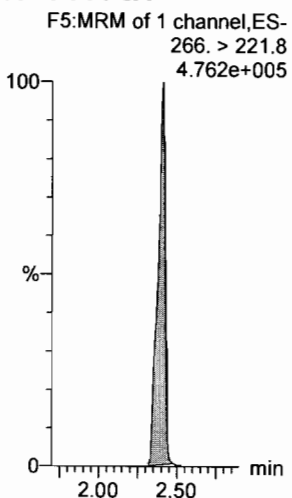
**L-PFHxS**



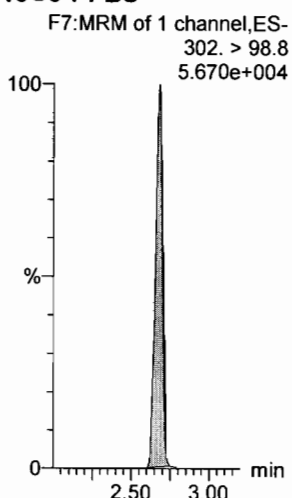
**13C3-PFBA**




**13C3-PFPeA**



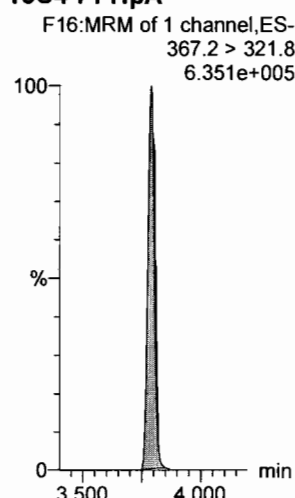
**13C3-PFBS**



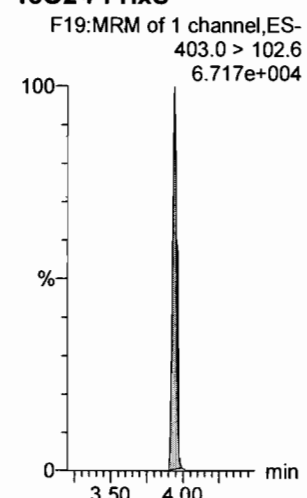
**13C2-PFHxA**



**13C4-PFHpA**



**18O2-PFHxS**

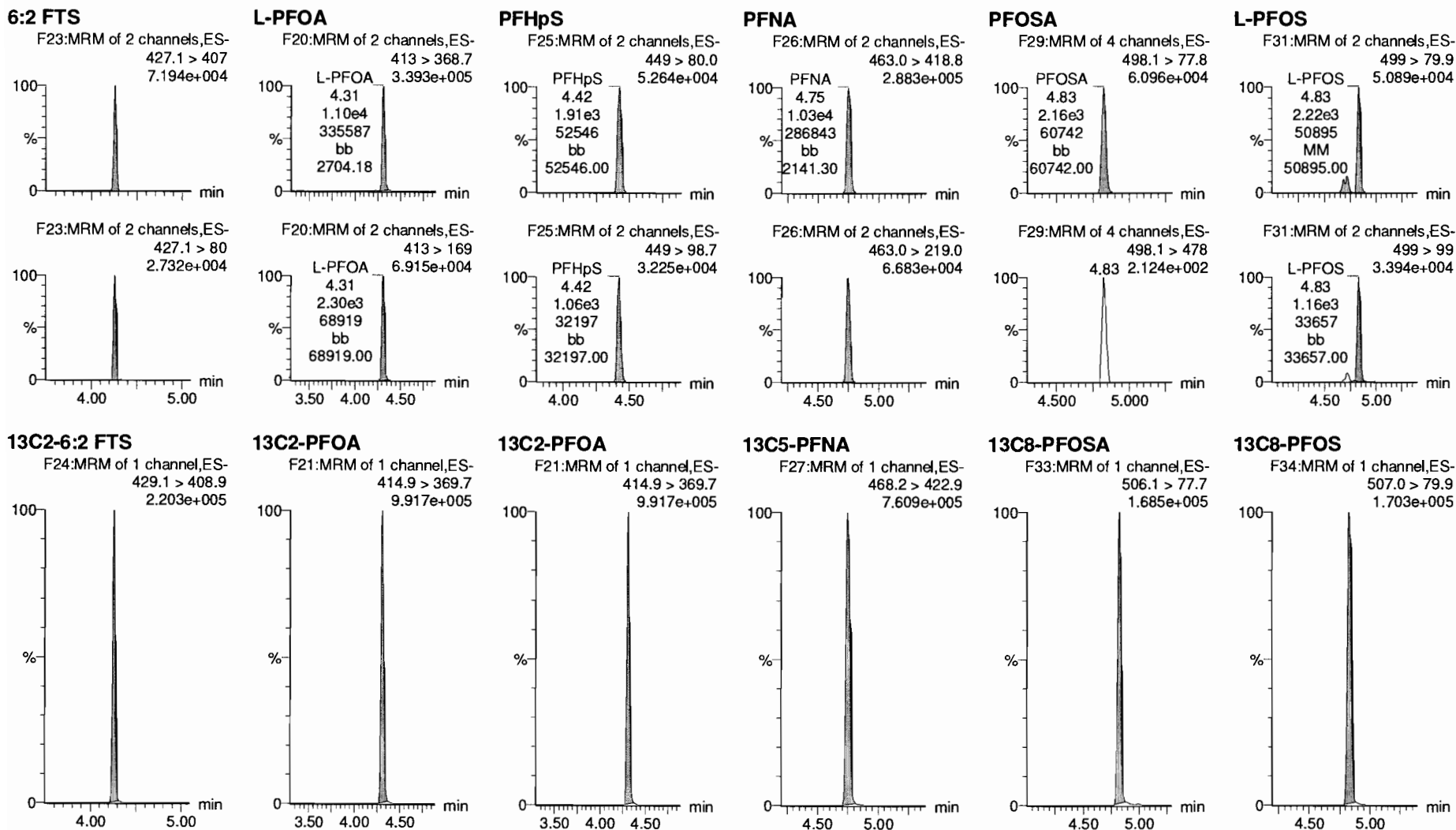


Dataset: F:\Projects\PFAS.PRO\Results\180307M1\180307M1-CRV\_B.qld

Last Altered: Thursday, March 08, 2018 11:58:33 Pacific Standard Time

Printed: Thursday, March 08, 2018 12:01:16 Pacific Standard Time

Name: 180307M1\_10, Date: 07-Mar-2018, Time: 17:43:42, ID: ST180307M1-5 PFC CS2 18C0606, Description: PFC CS2 18C0606



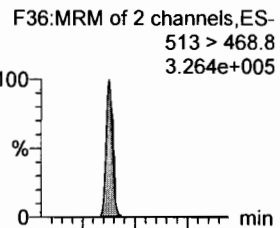
Dataset: F:\Projects\PFAS.PRO\Results\180307M1\180307M1-CRV\_B.qld

Last Altered: Thursday, March 08, 2018 11:30:49 Pacific Standard Time

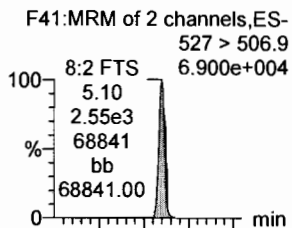
Printed: Thursday, March 08, 2018 11:35:52 Pacific Standard Time

Name: 180307M1\_10, Date: 07-Mar-2018, Time: 17:43:42, ID: ST180307M1-5 PFC CS2 18C0606, Description: PFC CS2 18C0606

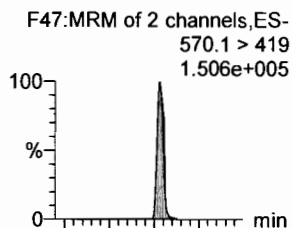
**PFDA**



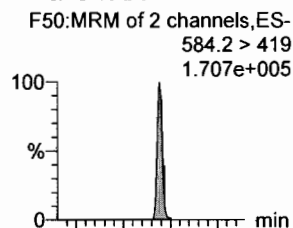
**8:2 FTS**



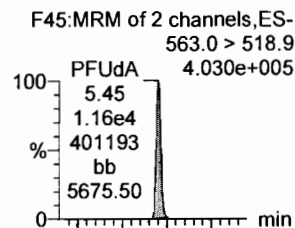
**N-MeFOSAA**



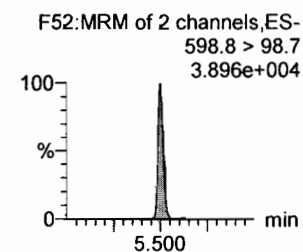
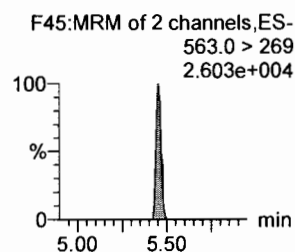
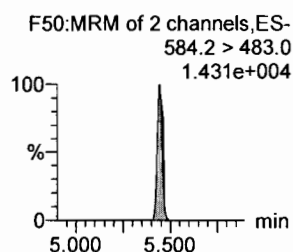
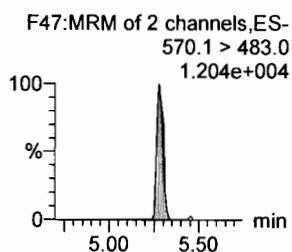
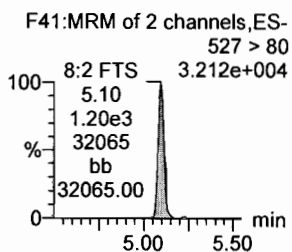
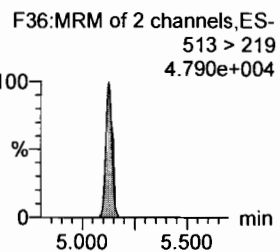
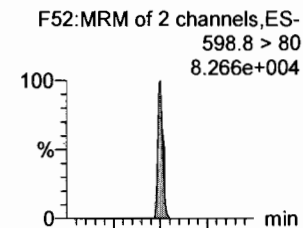
**N-EtFOSAA**



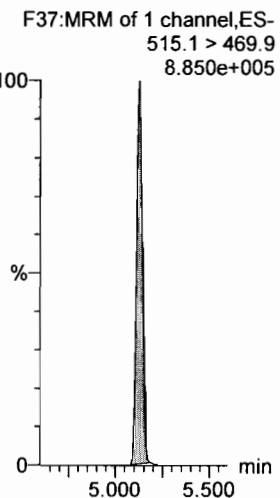
**PFUdA**



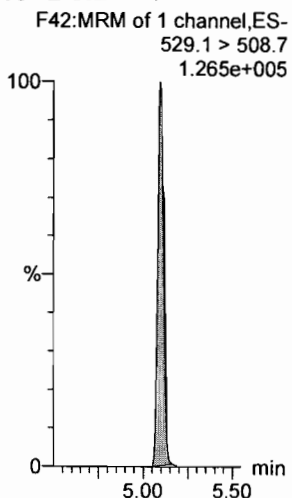
**PFDS**



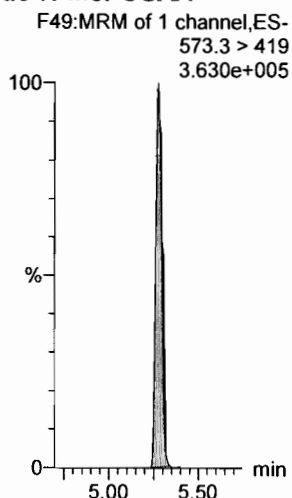
**13C2-PFDA**



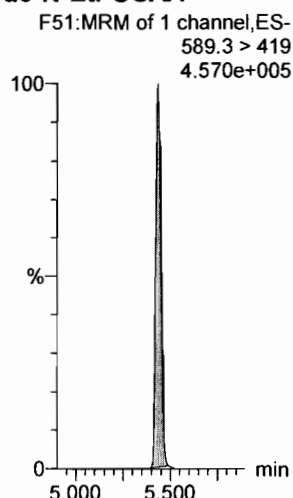
**13C2-8:2 FTS**



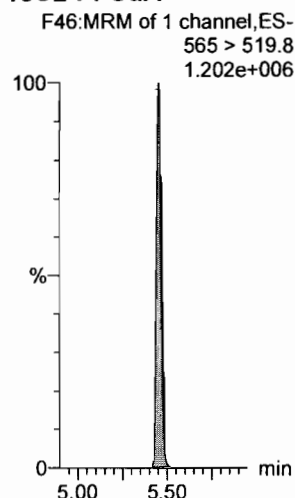
**d3-N-MeFOSAA**



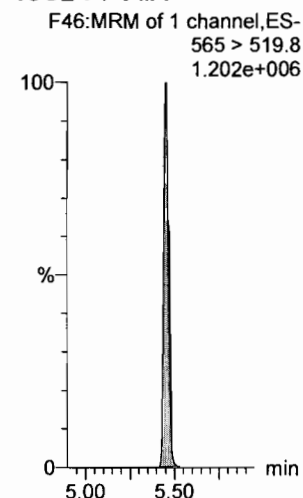
**d5-N-EtFOSAA**



**13C2-PFUdA**



**13C2-PFUdA**



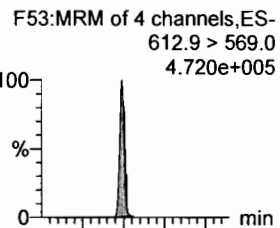
Dataset: F:\Projects\PFAS.PRO\Results\180307M1\180307M1-CRV\_B.qld

Last Altered: Thursday, March 08, 2018 11:30:49 Pacific Standard Time

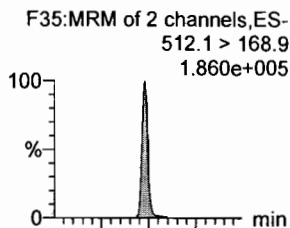
Printed: Thursday, March 08, 2018 11:35:52 Pacific Standard Time

Name: 180307M1\_10, Date: 07-Mar-2018, Time: 17:43:42, ID: ST180307M1-5 PFC CS2 18C0606, Description: PFC CS2 18C0606

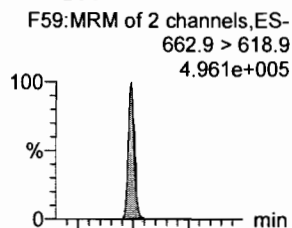
**PFDoA**



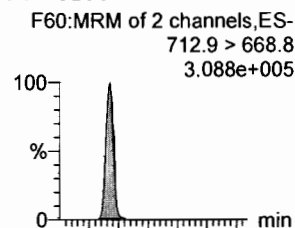
**N-MeFOSA**



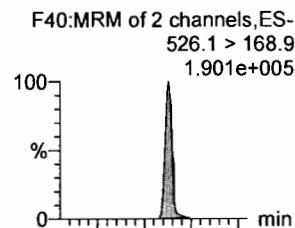
**PFTTrDA**



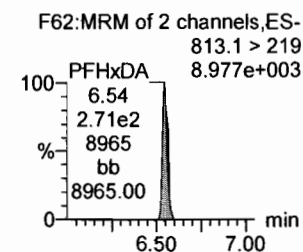
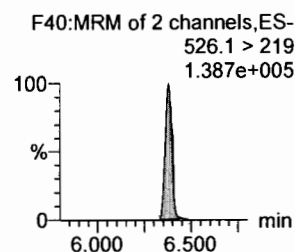
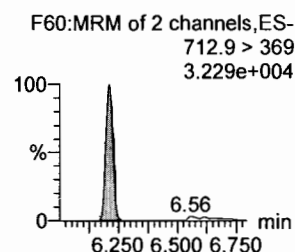
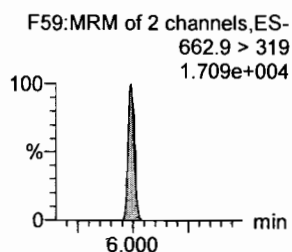
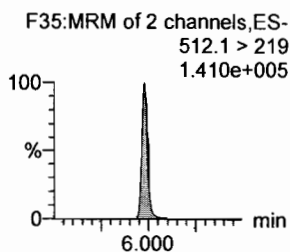
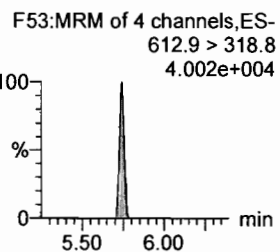
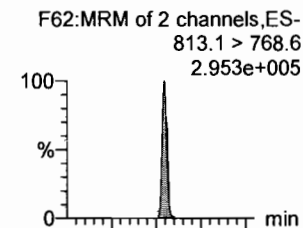
**PFTeDA**




**N-EtFOSA**



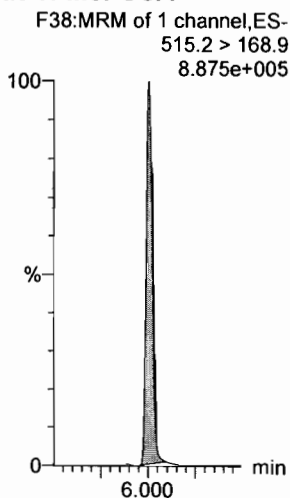
**PFHxDA**



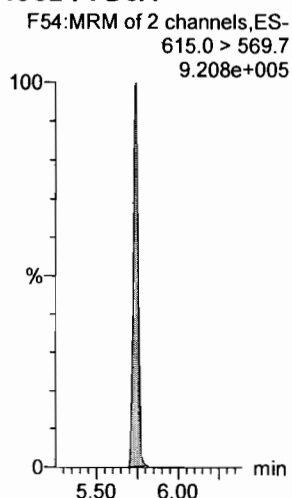
**13C2-PFDoA**



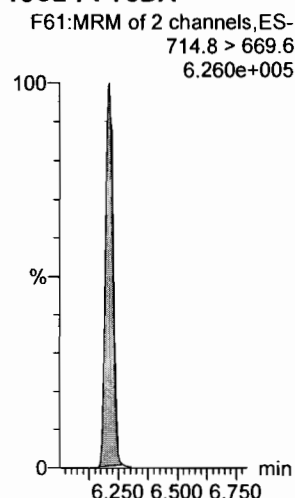
**d3-N-MeFOSA**



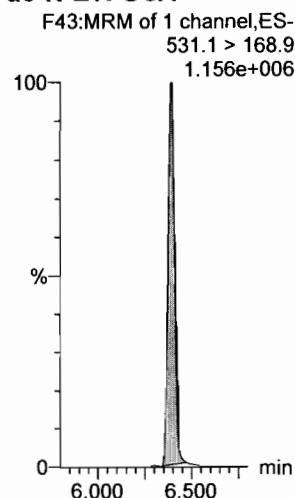
**13C2-PFDoA**



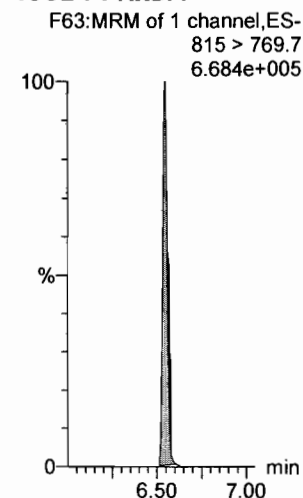
**13C2-PFTeDA**



**d5-N-ETFOSA**



**13C2-PFHxDA**



Dataset: F:\Projects\PFAS.PRO\Results\180307M1\180307M1-CRV\_B.qld


Last Altered: Thursday, March 08, 2018 11:30:49 Pacific Standard Time

Printed: Thursday, March 08, 2018 11:35:52 Pacific Standard Time

Name: 180307M1\_10, Date: 07-Mar-2018, Time: 17:43:42, ID: ST180307M1-5 PFC CS2 18C0606, Description: PFC CS2 18C0606

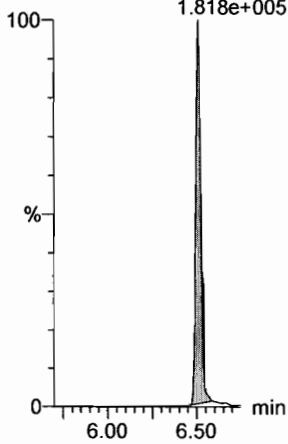
**PFODA**

F64:MRM of 1 channel,ES-  
913.1 > 868.8  
5.217e+005



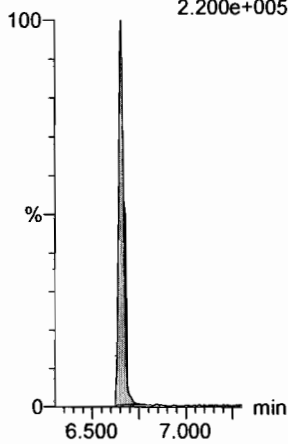
**N-MeFOSE**

F55:MRM of 1 channel,ES-  
616.1 > 58.9  
1.818e+005



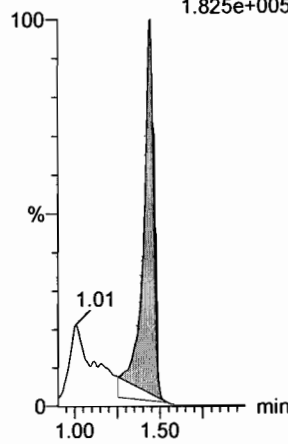
**N-EtFOSE**

F57:MRM of 1 channel,ES-  
630.1 > 58.9  
2.200e+005



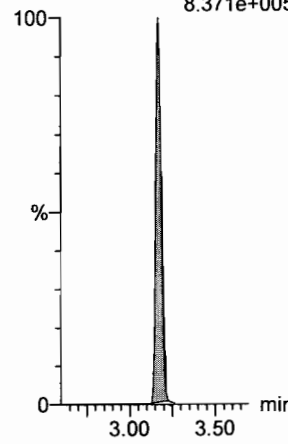
**13C4-PFBA**

F3:MRM of 1 channel,ES-  
217. > 171.8  
1.825e+005



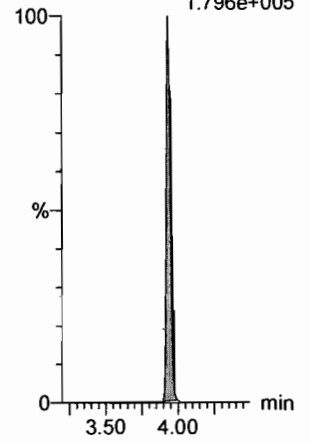
**13C5-PFHxA**

F10:MRM of 1 channel,ES-  
318 > 272.9  
8.371e+005




**13C3-PFHxS**

F18:MRM of 1 channel,ES-  
401.9 > 79.9  
1.796e+005



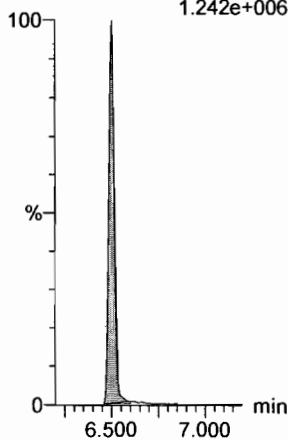
**13C2-PFHxDa**

F63:MRM of 1 channel,ES-  
815 > 769.7  
6.684e+005



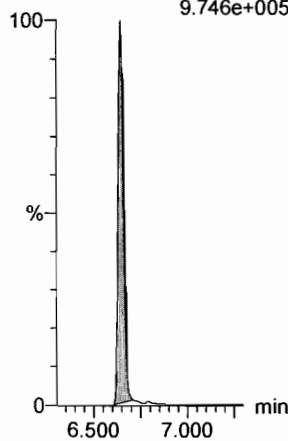
**d7-N-MeFOSE**

F56:MRM of 1 channel,ES-  
623.1 > 58.9  
1.242e+006



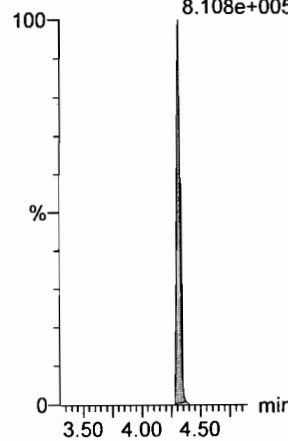
**d9-N-EtFOSE**

F58:MRM of 1 channel,ES-  
639.2 > 58.8  
9.746e+005



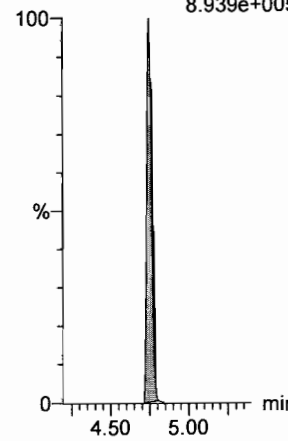
**13C8-PFOA**

F22:MRM of 1 channel,ES-  
421.3 > 376  
8.108e+005



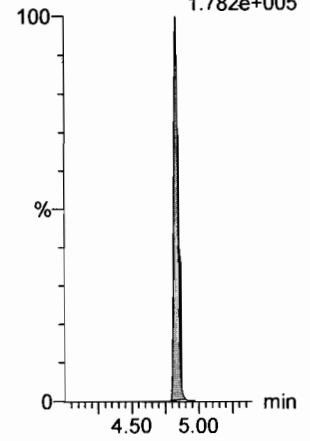
**13C9-PFNA**

F28:MRM of 1 channel,ES-  
472.2 > 426.9  
8.939e+005



**13C4-PFOS**

F32:MRM of 1 channel,ES-  
503 > 79.9  
1.782e+005



Dataset: F:\Projects\PFAS.PRO\Results\180307M1\180307M1-CRV\_B.qld

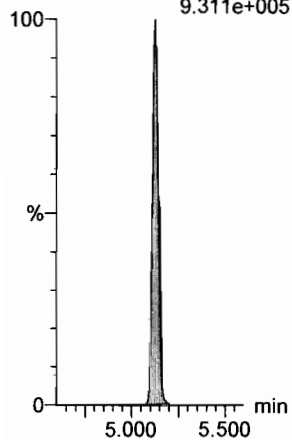
Last Altered: Thursday, March 08, 2018 11:30:49 Pacific Standard Time

Printed: Thursday, March 08, 2018 11:35:52 Pacific Standard Time

Name: 180307M1\_10, Date: 07-Mar-2018, Time: 17:43:42, ID: ST180307M1-5 PFC CS2 18C0606, Description: PFC CS2 18C0606


**13C6-PFDA**

F39:MRM of 1 channel,ES-  
519.1 > 473.7  
9.311e+005



**13C7-PFUdA**

F48:MRM of 1 channel,ES-  
570.1 > 524.8  
1.283e+006



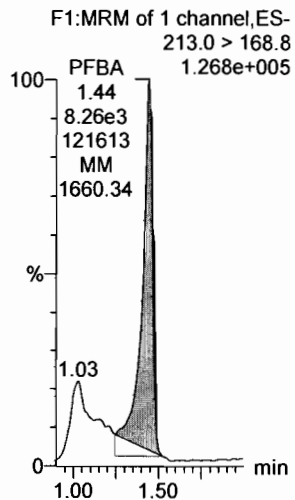
Dataset: F:\Projects\PFAS.PRO\Results\180307M1\180307M1-CRV\_B.qld

Last Altered: Thursday, March 08, 2018 11:30:49 Pacific Standard Time

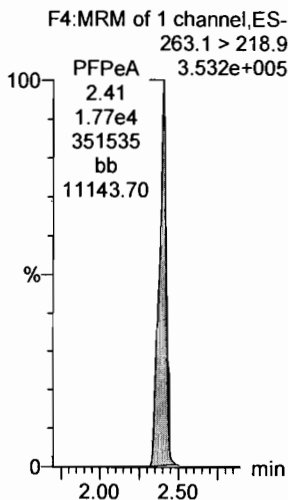
Printed: Thursday, March 08, 2018 11:35:52 Pacific Standard Time

Name: 180307M1\_11, Date: 07-Mar-2018, Time: 17:55:11, ID: ST180307M1-6 PFC CS3 18C0607, Description: PFC CS3 18C0607

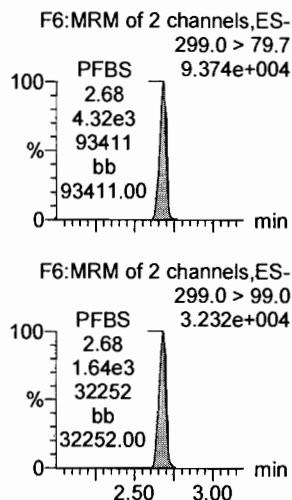
**PFBA**



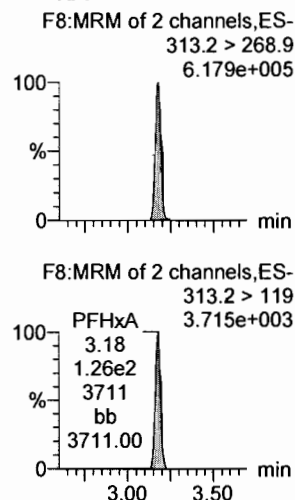
**PFPeA**



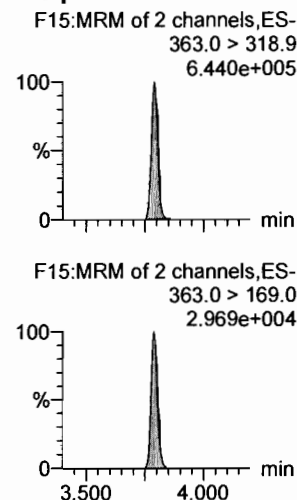
**PFBS**



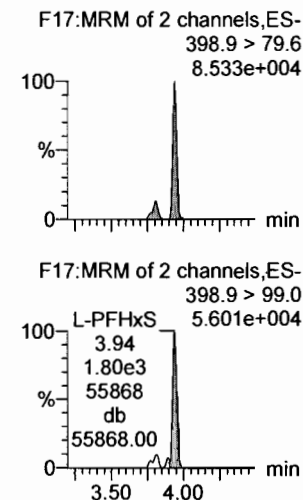
**PFHxA**



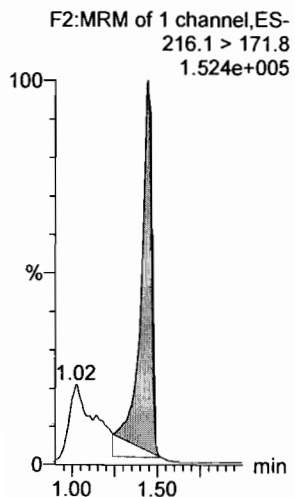
**PFHpA**



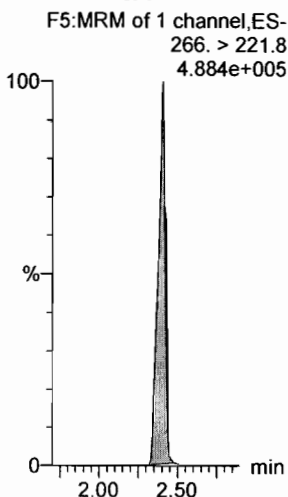
**L-PFHxS**




**13C3-PFBA**



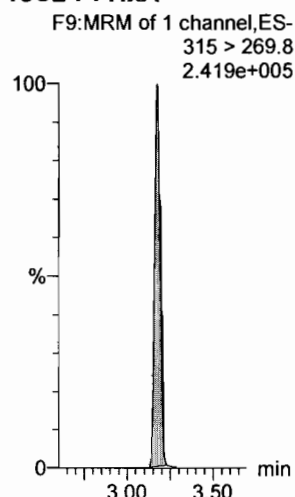
**13C3-PFPeA**



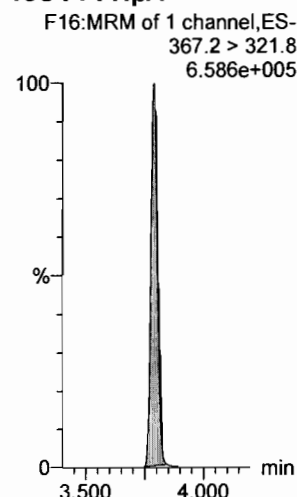
**13C3-PFBS**



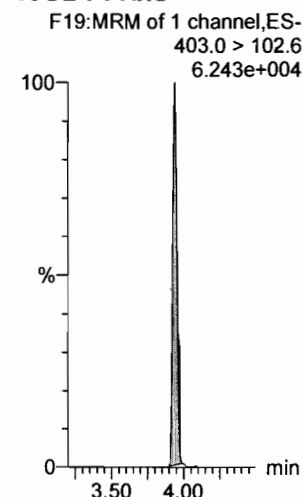
**13C2-PFHxA**



**13C4-PFHpA**



**18O2-PFHxS**

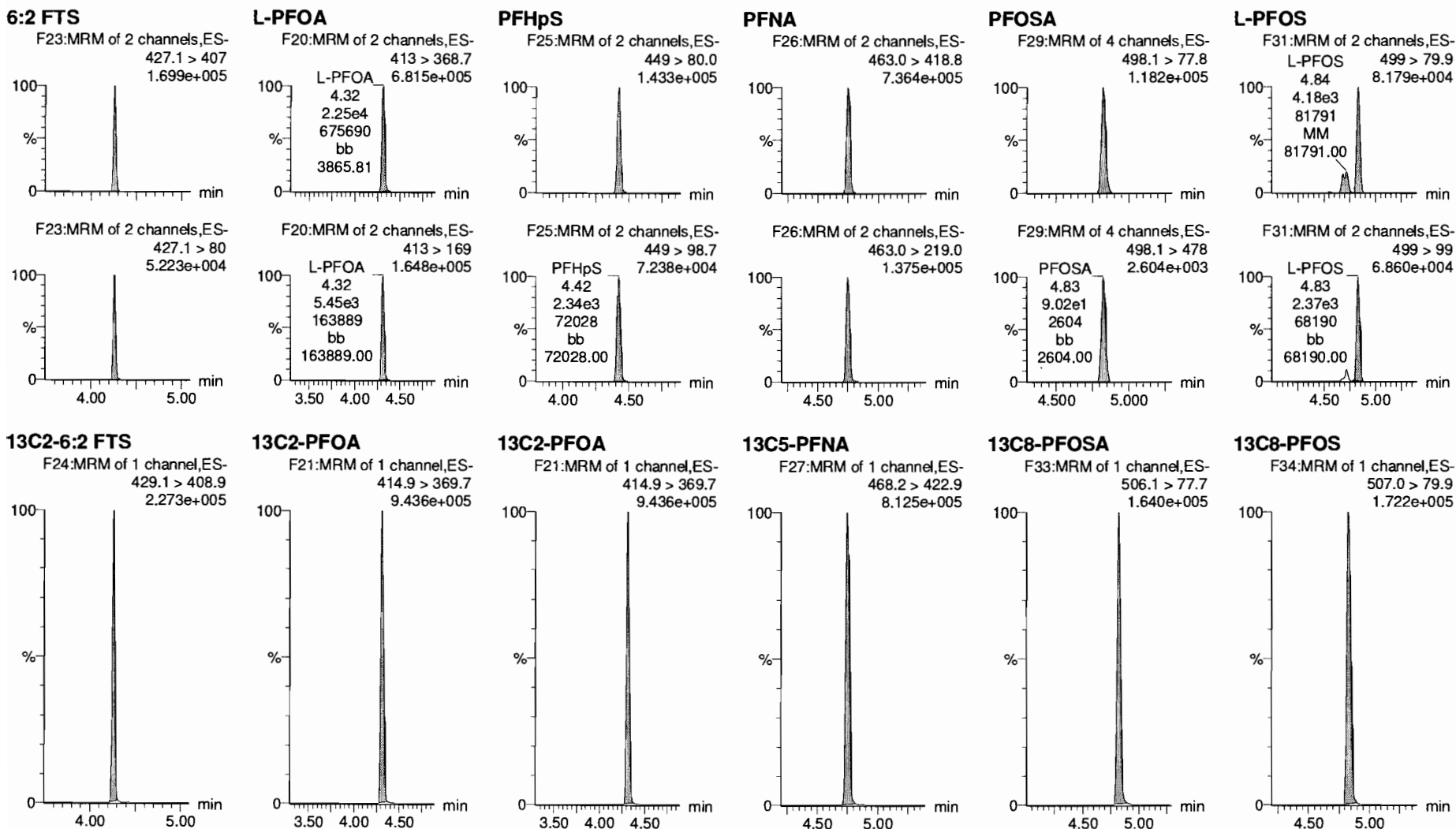


Dataset: F:\Projects\PFAS.PRO\Results\180307M1\180307M1-CRV\_B.qld

Last Altered: Thursday, March 08, 2018 11:58:33 Pacific Standard Time

Printed: Thursday, March 08, 2018 12:01:16 Pacific Standard Time

Name: 180307M1\_11, Date: 07-Mar-2018, Time: 17:55:11, ID: ST180307M1-6 PFC CS3 18C0607, Description: PFC CS3 18C0607



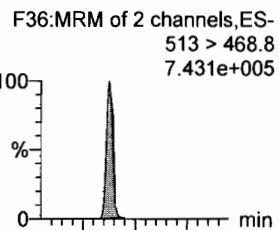


Dataset: F:\Projects\PFAS.PRO\Results\180307M1\180307M1-CRV\_B.qld

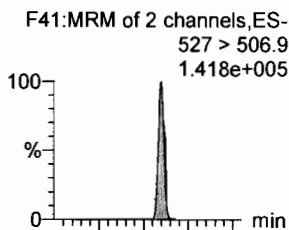
Last Altered: Thursday, March 08, 2018 11:30:49 Pacific Standard Time  
Printed: Thursday, March 08, 2018 11:35:52 Pacific Standard Time

Name: 180307M1\_11, Date: 07-Mar-2018, Time: 17:55:11, ID: ST180307M1-6 PFC CS3 18C0607, Description: PFC CS3 18C0607

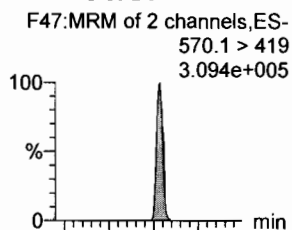
**PFDA**



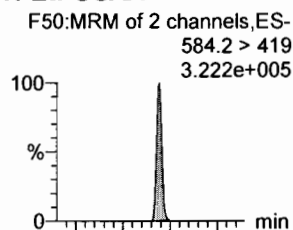
**8:2 FTS**



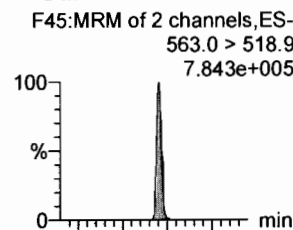
**N-MeFOSAA**



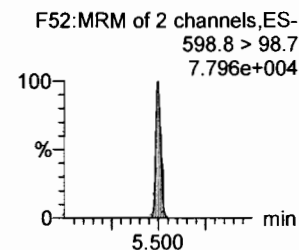
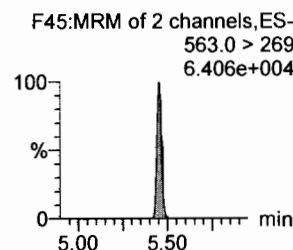
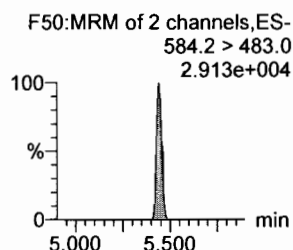
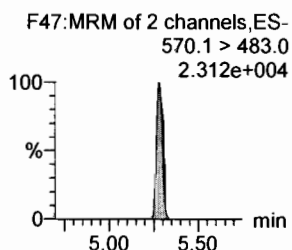
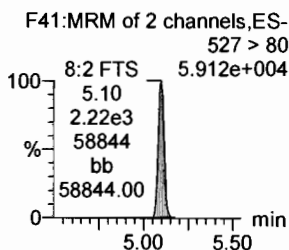
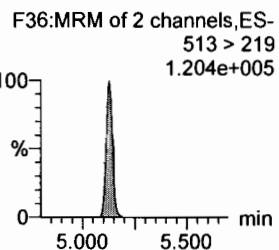
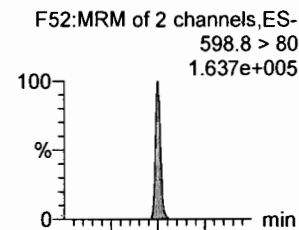
**N-EtFOSAA**



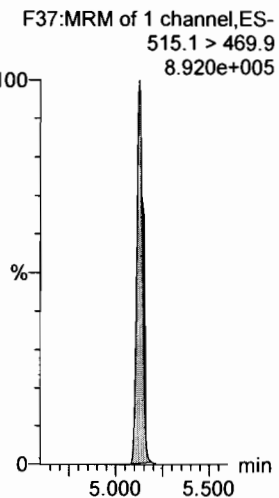
**PFUdA**



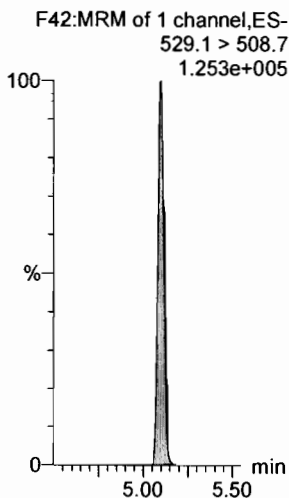
**PFDS**



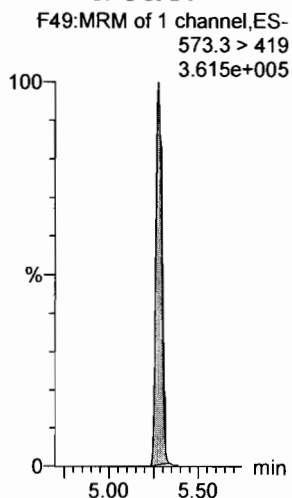
**13C2-PFDA**



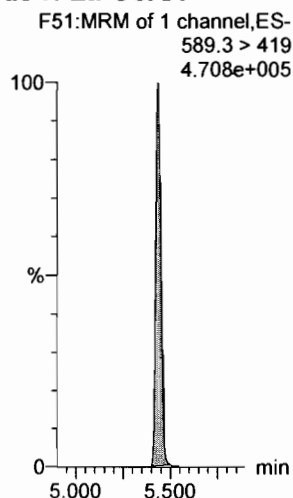
**13C2-8:2 FTS**



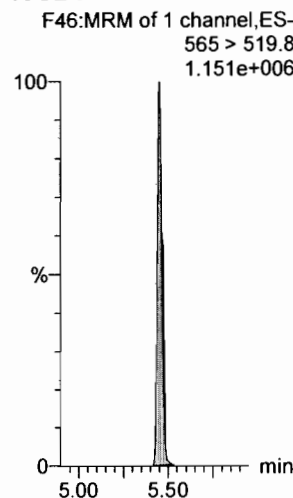
**d3-N-MeFOSAA**



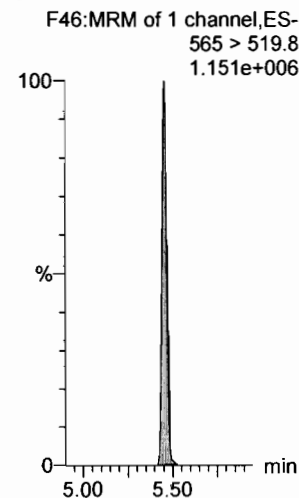
**d5-N-EtFOSAA**



**13C2-PFUdA**



**13C2-PFUDa**



Dataset: F:\Projects\PFAS.PRO\Results\180307M1\180307M1-CRV\_B.qld

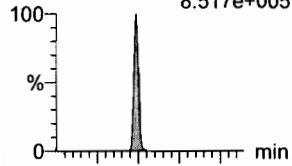
Last Altered: Thursday, March 08, 2018 11:30:49 Pacific Standard Time

Printed: Thursday, March 08, 2018 11:35:52 Pacific Standard Time

Name: 180307M1\_11, Date: 07-Mar-2018, Time: 17:55:11, ID: ST180307M1-6 PFC CS3 18C0607, Description: PFC CS3 18C0607

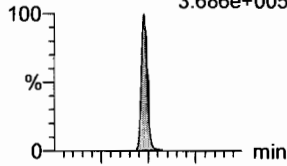
**PFDoA**

F53:MRM of 4 channels,ES-  
612.9 > 569.0  
8.517e+005



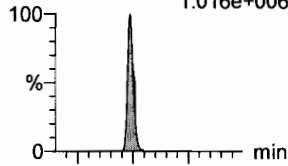
**N-MeFOSA**

F35:MRM of 2 channels,ES-  
512.1 > 168.9  
3.686e+005



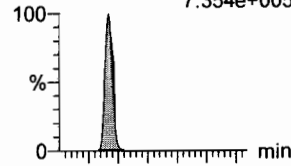
**PFTrDA**

F59:MRM of 2 channels,ES-  
662.9 > 618.9  
1.016e+006



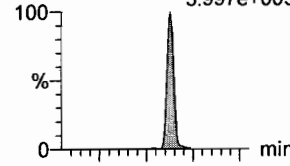
**PFTeDA**

F60:MRM of 2 channels,ES-  
712.9 > 668.8  
7.354e+005



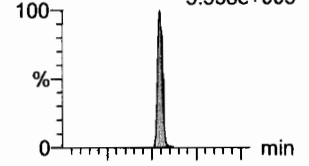
**N-EtFOSA**

F40:MRM of 2 channels,ES-  
526.1 > 168.9  
3.997e+005

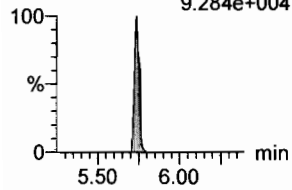


**PFHxDA**

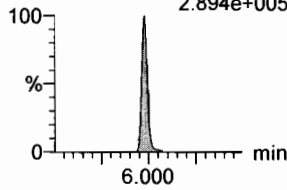
F62:MRM of 2 channels,ES-  
813.1 > 768.6  
5.538e+005



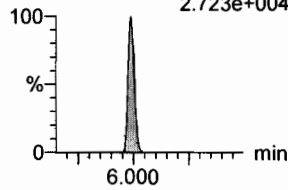
F53:MRM of 4 channels,ES-  
612.9 > 318.8  
9.284e+004



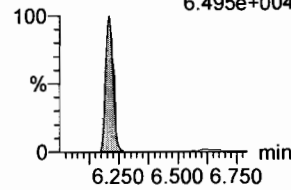
F35:MRM of 2 channels,ES-  
512.1 > 219  
2.894e+005



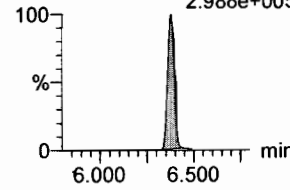
F59:MRM of 2 channels,ES-  
662.9 > 319  
2.723e+004



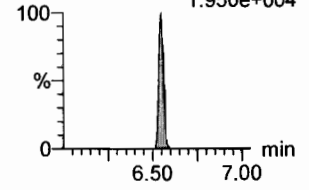
F60:MRM of 2 channels,ES-  
712.9 > 369  
6.495e+004



F40:MRM of 2 channels,ES-  
526.1 > 219  
2.988e+005

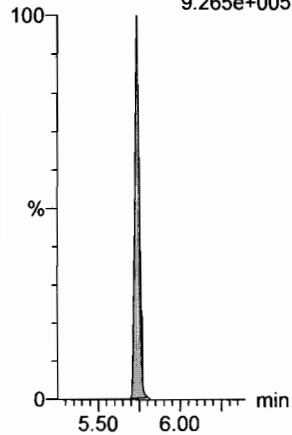


F62:MRM of 2 channels,ES-  
813.1 > 219  
1.950e+004



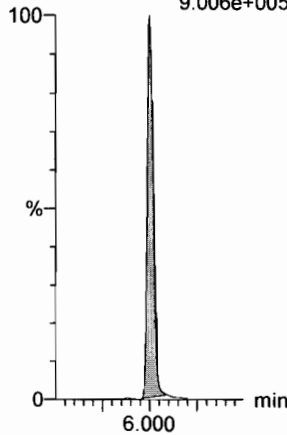
**13C2-PFDoA**

F54:MRM of 2 channels,ES-  
615.0 > 569.7  
9.265e+005



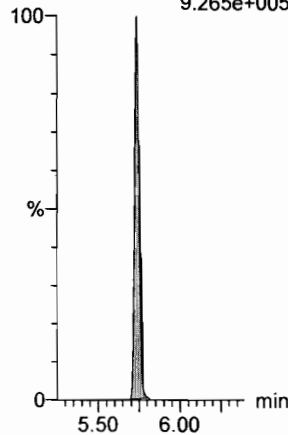
**d3-N-MeFOSA**

F38:MRM of 1 channel,ES-  
515.2 > 168.9  
9.006e+005



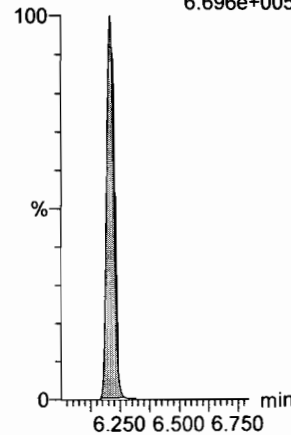
**13C2-PFDoA**

F54:MRM of 2 channels,ES-  
615.0 > 569.7  
9.265e+005



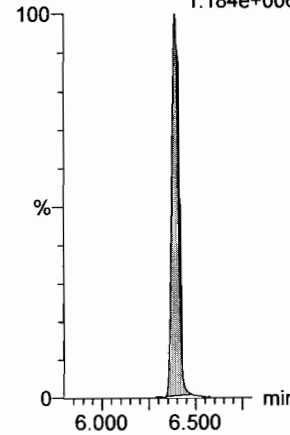
**13C2-PFTeDA**

F61:MRM of 2 channels,ES-  
714.8 > 669.6  
6.696e+005



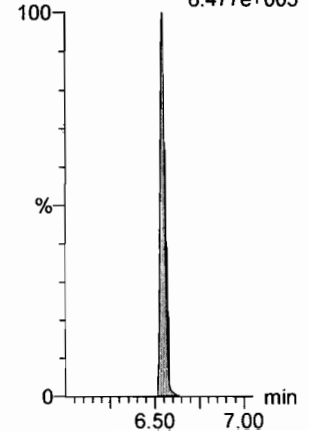
**d5-N-ETFOSA**

F43:MRM of 1 channel,ES-  
531.1 > 168.9  
1.184e+006



**13C2-PFHxDA**

F63:MRM of 1 channel,ES-  
815 > 769.7  
6.477e+005



Dataset: F:\Projects\PFAS.PRO\Results\180307M1\180307M1-CRV\_B.qld

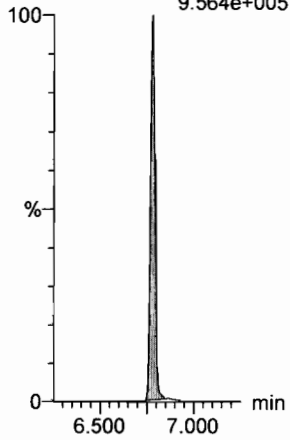
Last Altered: Thursday, March 08, 2018 11:30:49 Pacific Standard Time

Printed: Thursday, March 08, 2018 11:35:52 Pacific Standard Time

Name: 180307M1\_11, Date: 07-Mar-2018, Time: 17:55:11, ID: ST180307M1-6 PFC CS3 18C0607, Description: PFC CS3 18C0607

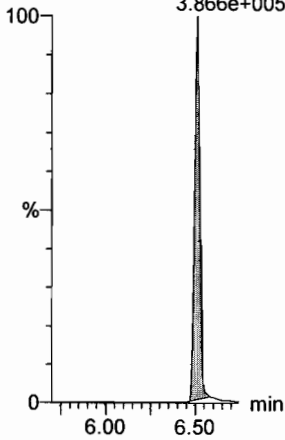
**PFODA**

F64:MRM of 1 channel,ES-  
913.1 > 868.8  
9.564e+005



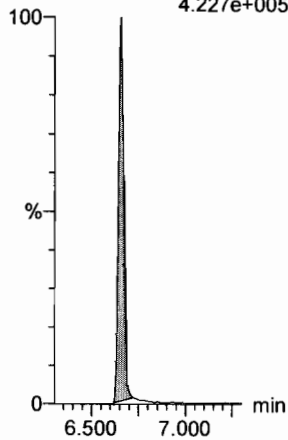
**N-MeFOSE**

F55:MRM of 1 channel,ES-  
616.1 > 58.9  
3.866e+005



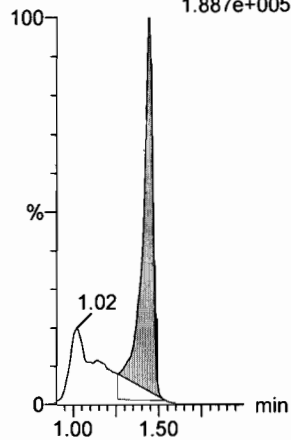
**N-EtFOSE**

F57:MRM of 1 channel,ES-  
630.1 > 58.9  
4.227e+005



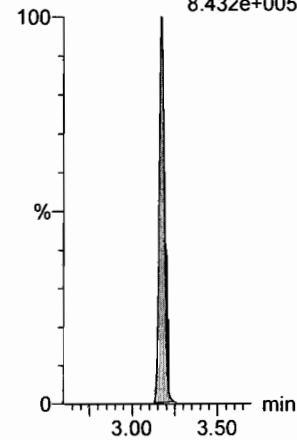
**13C4-PFBA**

F3:MRM of 1 channel,ES-  
217. > 171.8  
1.887e+005



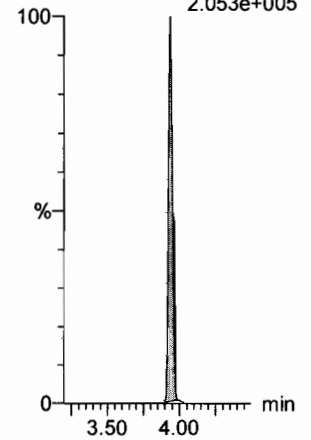
**13C5-PFHxA**

F10:MRM of 1 channel,ES-  
318 > 272.9  
8.432e+005



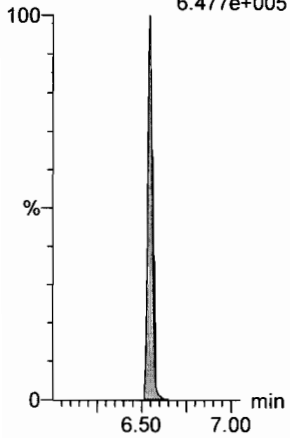
**13C3-PFHxS**

F18:MRM of 1 channel,ES-  
401.9 > 79.9  
2.053e+005



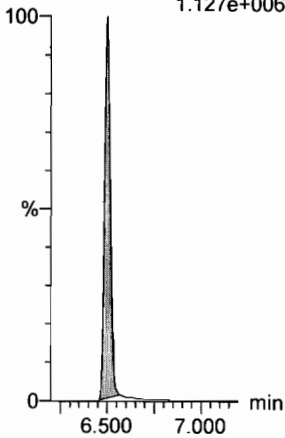
**13C2-PFHxDA**

F63:MRM of 1 channel,ES-  
815 > 769.7  
6.477e+005



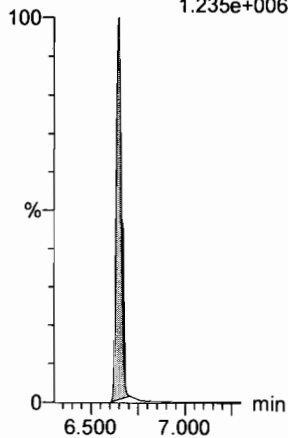
**d7-N-MeFOSE**

F56:MRM of 1 channel,ES-  
623.1 > 58.9  
1.127e+006



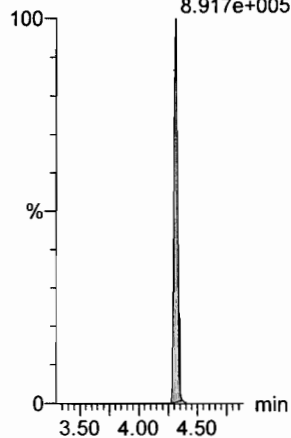
**d9-N-EtFOSE**

F58:MRM of 1 channel,ES-  
639.2 > 58.8  
1.235e+006



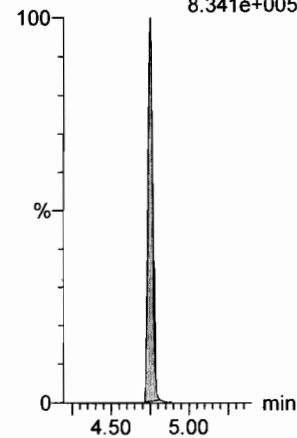
**13C8-PFOA**

F22:MRM of 1 channel,ES-  
421.3 > 376  
8.917e+005



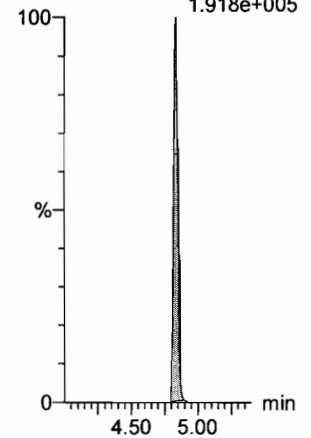
**13C9-PFNA**

F28:MRM of 1 channel,ES-  
472.2 > 426.9  
8.341e+005



**13C4-PFOS**

F32:MRM of 1 channel,ES-  
503 > 79.9  
1.918e+005



Dataset: F:\Projects\PFAS.PRO\Results\180307M1\180307M1-CRV\_B.qld

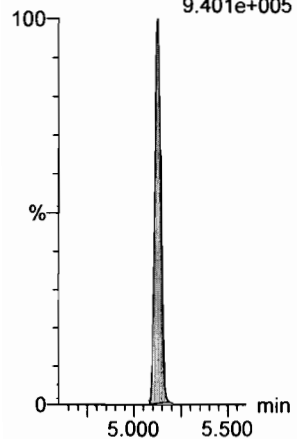
Last Altered: Thursday, March 08, 2018 11:30:49 Pacific Standard Time

Printed: Thursday, March 08, 2018 11:35:52 Pacific Standard Time

Name: 180307M1\_11, Date: 07-Mar-2018, Time: 17:55:11, ID: ST180307M1-6 PFC CS3 18C0607, Description: PFC CS3 18C0607

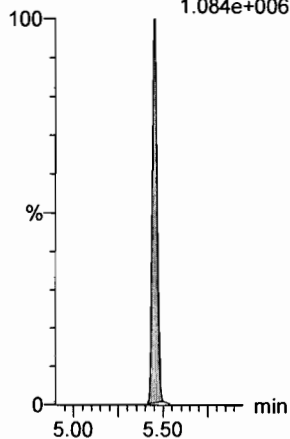
13C6-PFDA

F39:MRM of 1 channel,ES-  
519.1 > 473.7  
9.401e+005



13C7-PFUdA

F48:MRM of 1 channel,ES-  
570.1 > 524.8  
1.084e+006



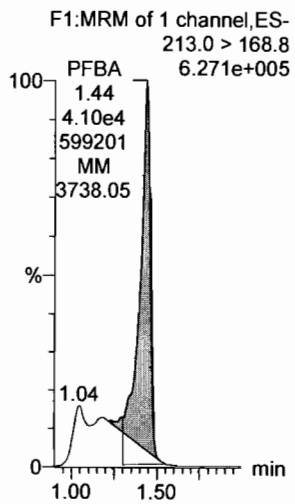
Dataset: F:\Projects\PFAS.PRO\Results\180307M1\180307M1-CRV\_B.qld

Last Altered: Thursday, March 08, 2018 11:30:49 Pacific Standard Time

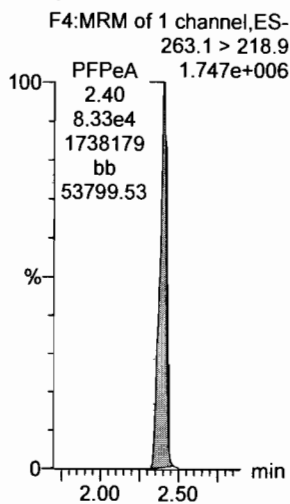
Printed: Thursday, March 08, 2018 11:35:52 Pacific Standard Time

Name: 180307M1\_12, Date: 07-Mar-2018, Time: 18:06:41, ID: ST180307M1-7 PFC CS4 18C0608, Description: PFC CS4 18C0608

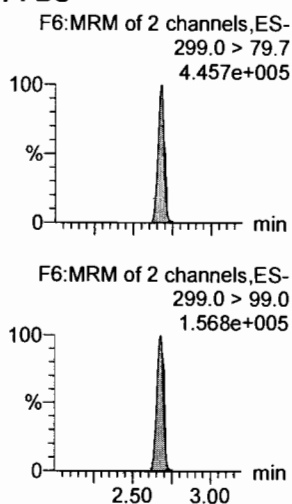
**PFBA**



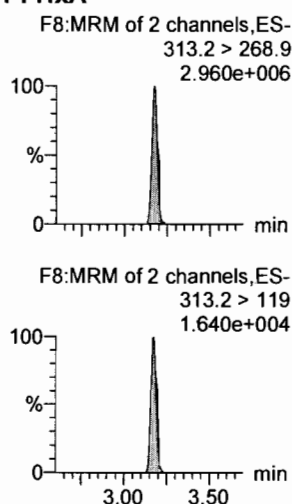
**PFPeA**



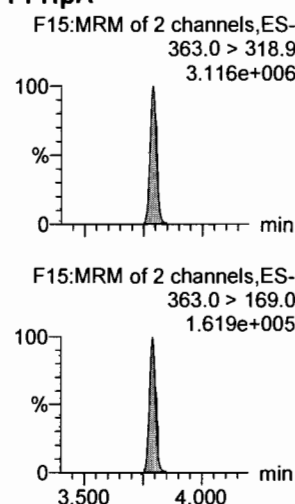
**PFBS**



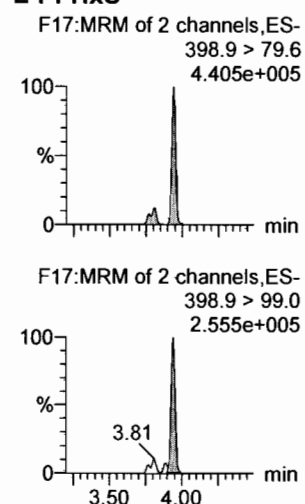
**PFHxA**



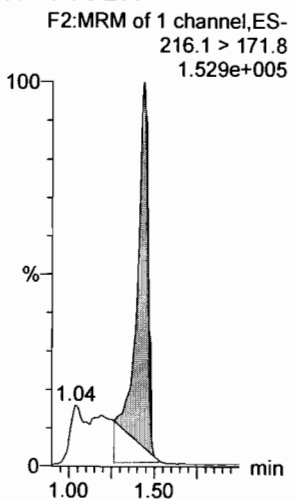
**PFHpA**



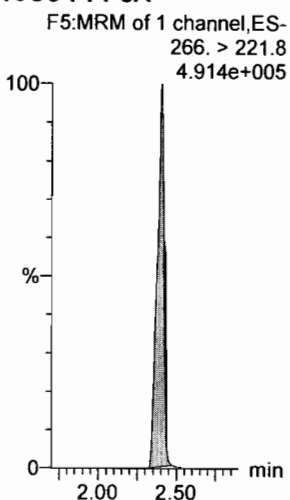
**L-PFHxS**



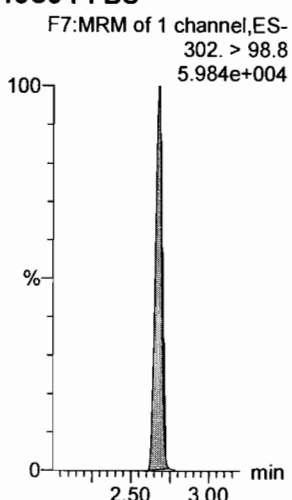
**13C3-PFBA**



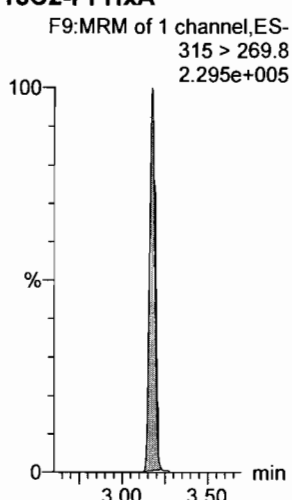
**13C3-PFPeA**



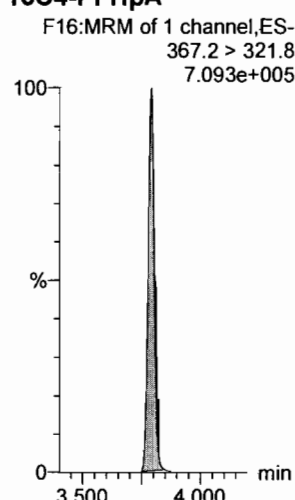
**13C3-PFBS**



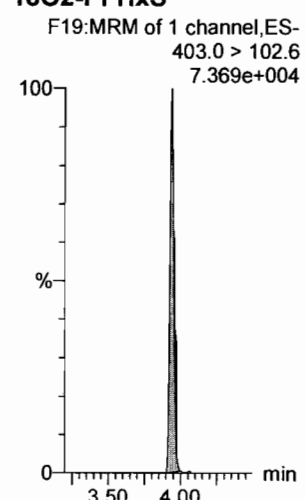
**13C2-PFHxA**



**13C4-PFHpA**



**18O2-PFHxS**



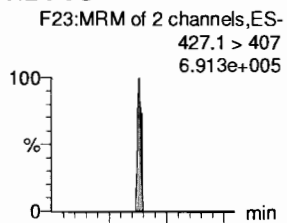
Dataset: F:\Projects\PFAS.PRO\Results\180307M1\180307M1-CRV\_B.qld

Last Altered: Thursday, March 08, 2018 11:58:33 Pacific Standard Time

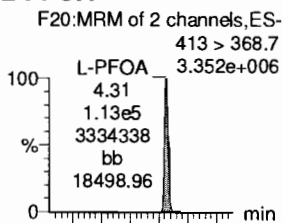
Printed: Thursday, March 08, 2018 12:01:16 Pacific Standard Time

Name: 180307M1\_12, Date: 07-Mar-2018, Time: 18:06:41, ID: ST180307M1-7 PFC CS4 18C0608, Description: PFC CS4 18C0608

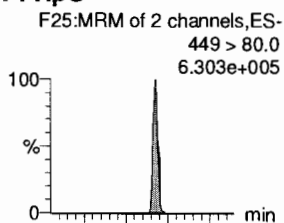
**6:2 FTS**



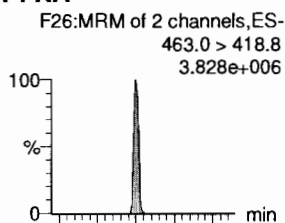
**L-PFOA**



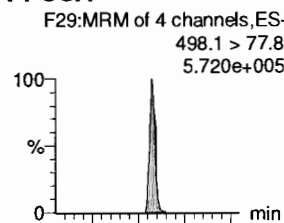
**PFHpS**



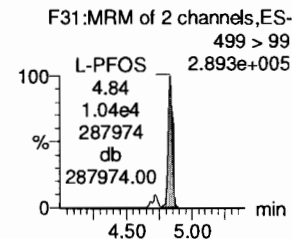
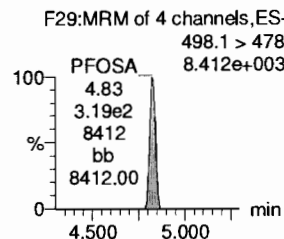
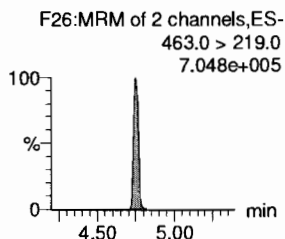
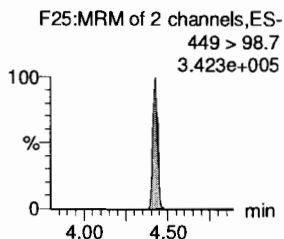
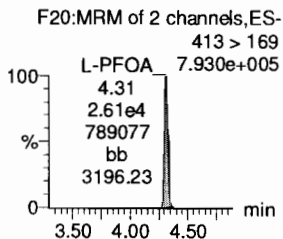
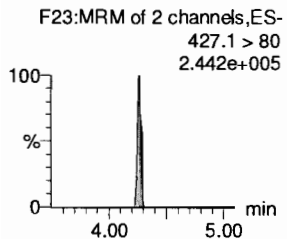
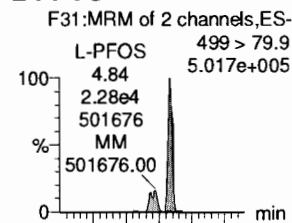
**PFNA**



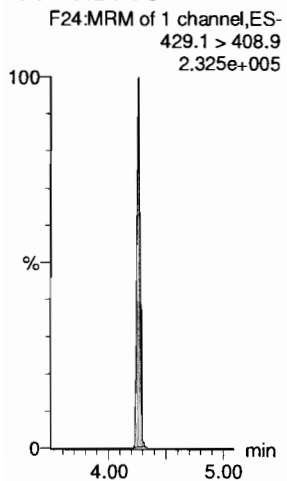
**PFOSA**



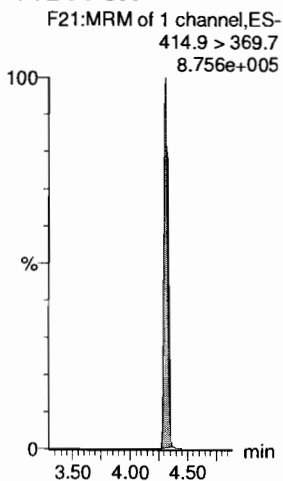
**L-PFOS**



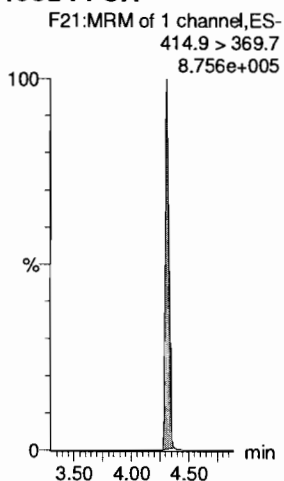
**13C2-6:2 FTS**



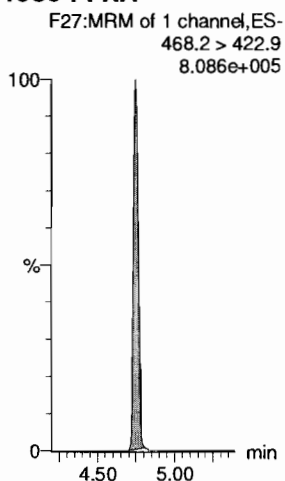
**13C2-PFOA**



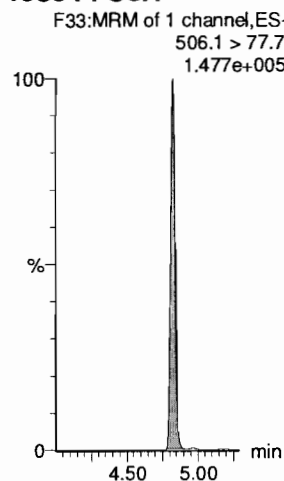
**13C2-PFOA**



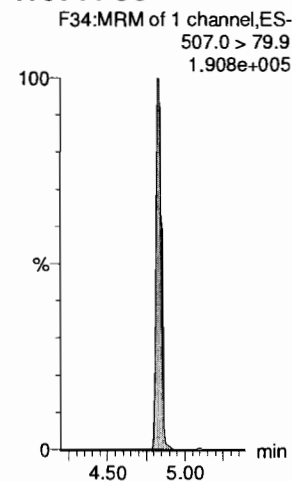
**13C5-PFNA**



**13C8-PFOSA**



**13C8-PFOS**



Dataset: F:\Projects\PFAS.PRO\Results\180307M1\180307M1-CRV\_B.qld

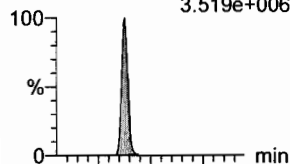
Last Altered: Thursday, March 08, 2018 11:30:49 Pacific Standard Time

Printed: Thursday, March 08, 2018 11:35:52 Pacific Standard Time

Name: 180307M1\_12, Date: 07-Mar-2018, Time: 18:06:41, ID: ST180307M1-7 PFC CS4 18C0608, Description: PFC CS4 18C0608

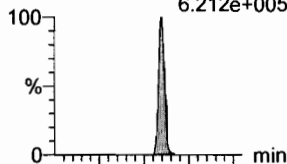
**PFDA**

F36:MRM of 2 channels,ES-  
513 > 468.8  
3.519e+006



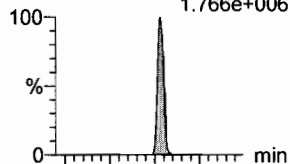
**8:2 FTS**

F41:MRM of 2 channels,ES-  
527 > 506.9  
6.212e+005



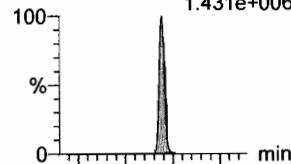
**N-MeFOSAA**

F47:MRM of 2 channels,ES-  
570.1 > 419  
1.766e+006



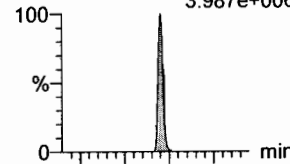
**N-EtFOSAA**

F50:MRM of 2 channels,ES-  
584.2 > 419  
1.431e+006



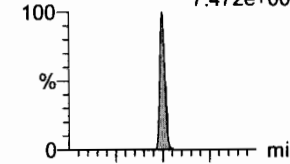
**PFUdA**

F45:MRM of 2 channels,ES-  
563.0 > 518.9  
3.987e+006

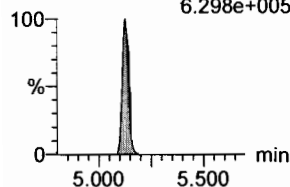


**PFDS**

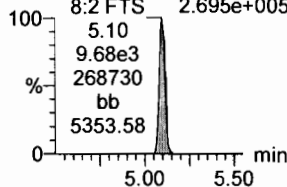
F52:MRM of 2 channels,ES-  
598.8 > 80  
7.472e+005



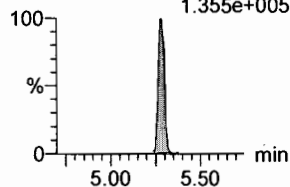
F36:MRM of 2 channels,ES-  
513 > 219  
6.298e+005



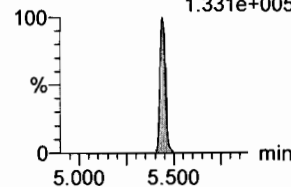
F41:MRM of 2 channels,ES-  
527 > 80  
2.695e+005



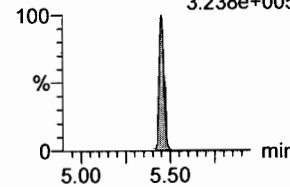
F47:MRM of 2 channels,ES-  
570.1 > 483.0  
1.355e+005



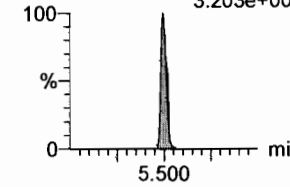
F50:MRM of 2 channels,ES-  
584.2 > 483.0  
1.331e+005



F45:MRM of 2 channels,ES-  
563.0 > 269  
3.238e+005

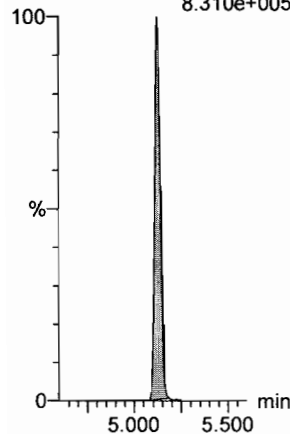


F52:MRM of 2 channels,ES-  
598.8 > 98.7  
3.203e+005



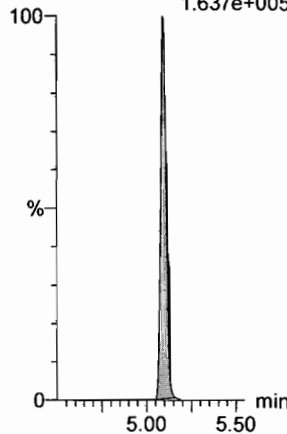
**13C2-PFDA**

F37:MRM of 1 channel,ES-  
515.1 > 469.9  
8.310e+005



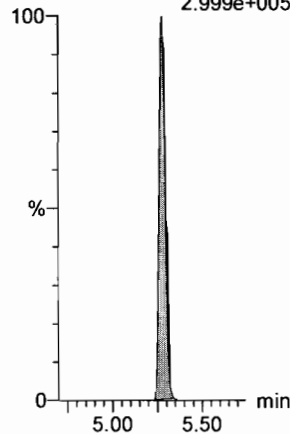
**13C2-8:2 FTS**

F42:MRM of 1 channel,ES-  
529.1 > 508.7  
1.637e+005



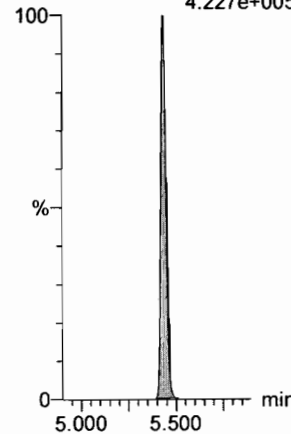
**d3-N-MeFOSAA**

F49:MRM of 1 channel,ES-  
573.3 > 419  
2.999e+005



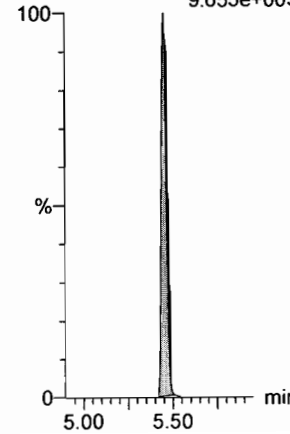
**d5-N-EtFOSAA**

F51:MRM of 1 channel,ES-  
589.3 > 419  
4.227e+005



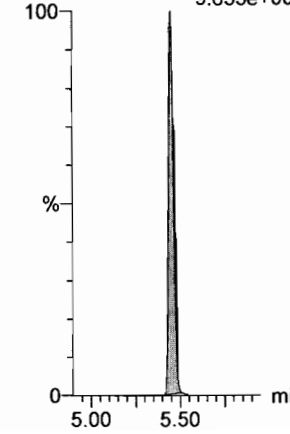
**13C2-PFUdA**

F46:MRM of 1 channel,ES-  
565 > 519.8  
9.655e+005



**13C2-PFUdA**

F46:MRM of 1 channel,ES-  
565 > 519.8  
9.655e+005



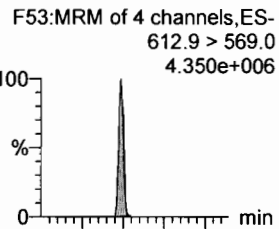
Dataset: F:\Projects\PFAS.PRO\Results\180307M1\180307M1-CRV\_B.qld

Last Altered: Thursday, March 08, 2018 11:30:49 Pacific Standard Time

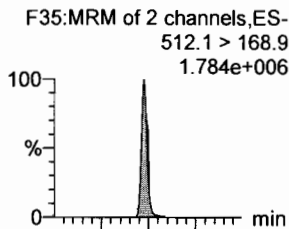
Printed: Thursday, March 08, 2018 11:35:52 Pacific Standard Time

Name: 180307M1\_12, Date: 07-Mar-2018, Time: 18:06:41, ID: ST180307M1-7 PFC CS4 18C0608, Description: PFC CS4 18C0608

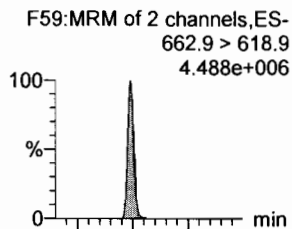
**PFD<sub>o</sub>A**



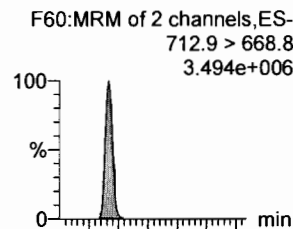
**N-MeFOSA**



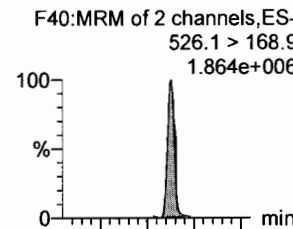
**PFT<sub>r</sub>DA**



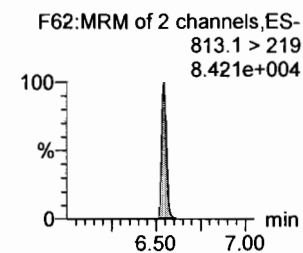
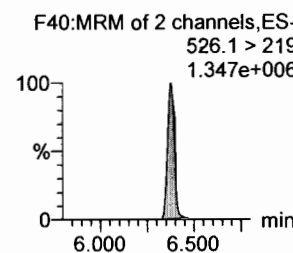
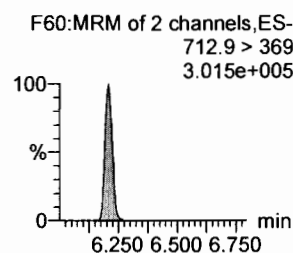
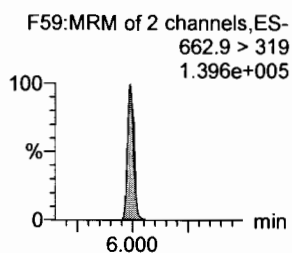
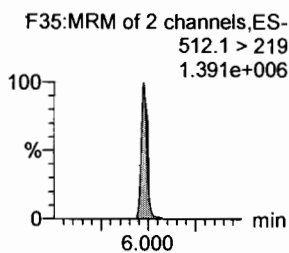
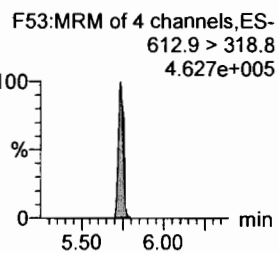
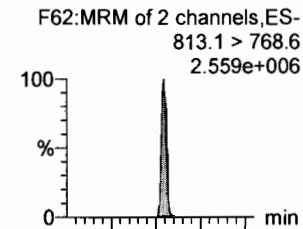
**PFT<sub>e</sub>DA**



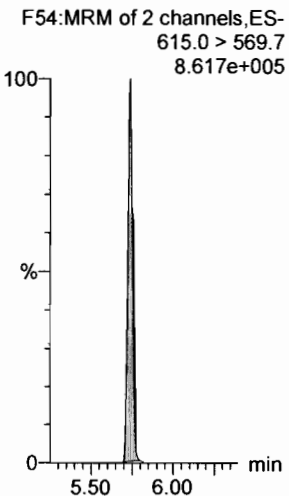
**N-EtFOSA**



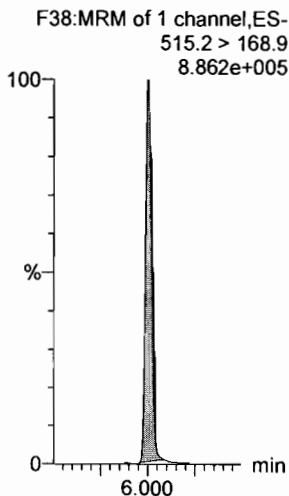
**PFH<sub>x</sub>DA**



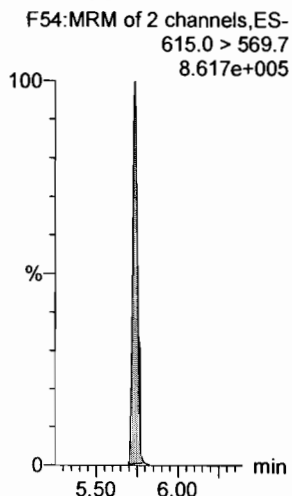
**<sup>13</sup>C2-PFD<sub>o</sub>A**



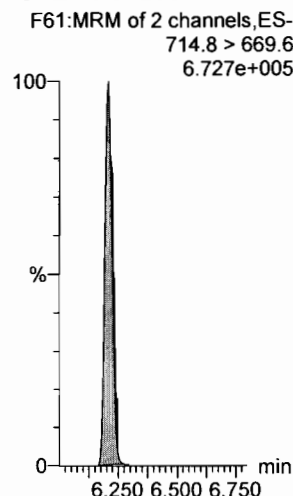
**d3-N-MeFOSA**



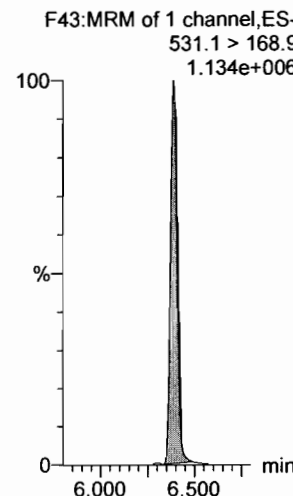
**<sup>13</sup>C2-PFD<sub>o</sub>A**



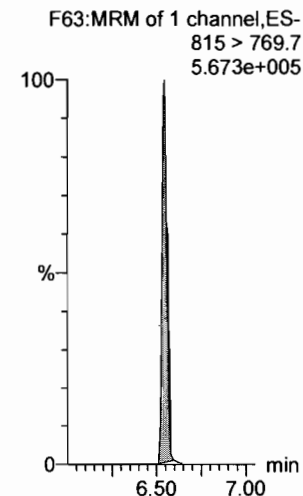
**<sup>13</sup>C2-PFT<sub>e</sub>DA**



**d5-N-ETFOSA**



**<sup>13</sup>C2-PFH<sub>x</sub>DA**





Dataset: F:\Projects\PFAS.PRO\Results\180307M1\180307M1-CRV\_B.qld

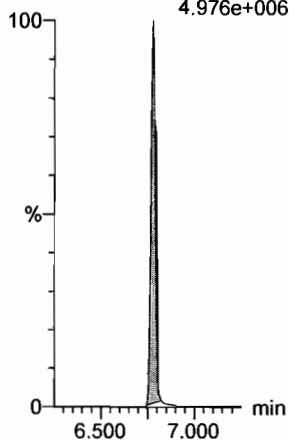
Last Altered: Thursday, March 08, 2018 11:30:49 Pacific Standard Time

Printed: Thursday, March 08, 2018 11:35:52 Pacific Standard Time

Name: 180307M1\_12, Date: 07-Mar-2018, Time: 18:06:41, ID: ST180307M1-7 PFC CS4 18C0608, Description: PFC CS4 18C0608

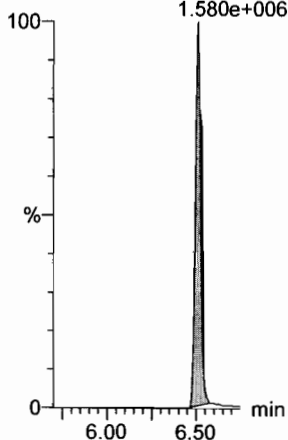
**PFODA**

F64:MRM of 1 channel,ES-  
913.1 > 868.8  
4.976e+006



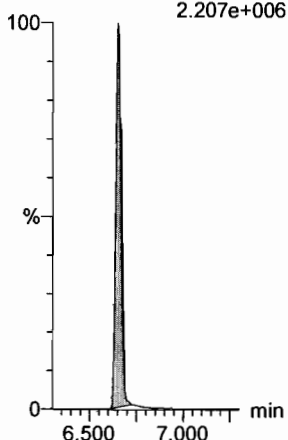
**N-MeFOSE**

F55:MRM of 1 channel,ES-  
616.1 > 58.9  
1.580e+006



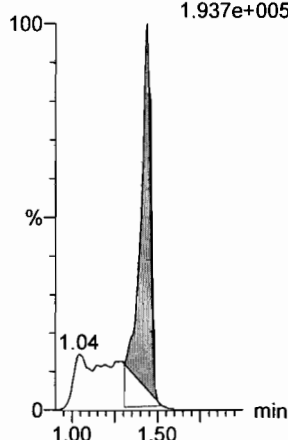
**N-EtFOSE**

F57:MRM of 1 channel,ES-  
630.1 > 58.9  
2.207e+006



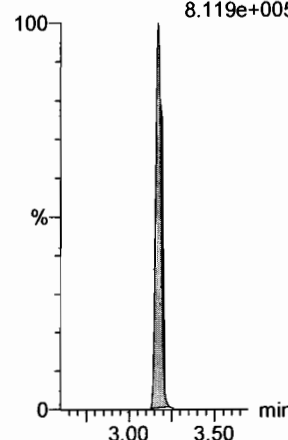
**13C4-PFBA**

F3:MRM of 1 channel,ES-  
217. > 171.8  
1.937e+005



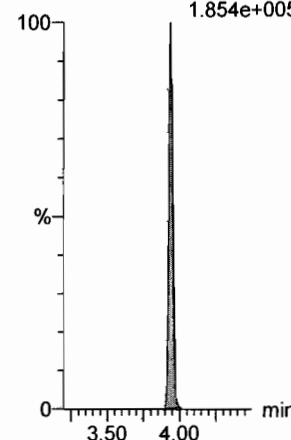
**13C5-PFHxA**

F10:MRM of 1 channel,ES-  
318 > 272.9  
8.119e+005




**13C3-PFHxS**

F18:MRM of 1 channel,ES-  
401.9 > 79.9  
1.854e+005



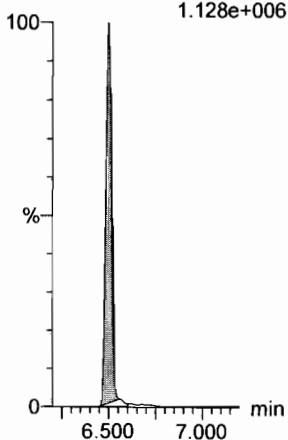
**13C2-PFHxDA**

F63:MRM of 1 channel,ES-  
815 > 769.7  
5.673e+005



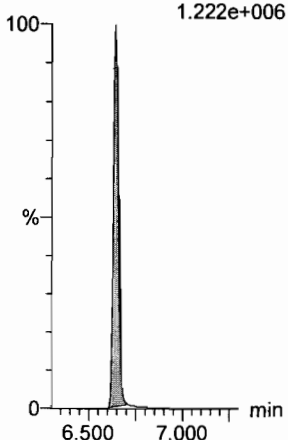
**d7-N-MeFOSE**

F56:MRM of 1 channel,ES-  
623.1 > 58.9  
1.128e+006



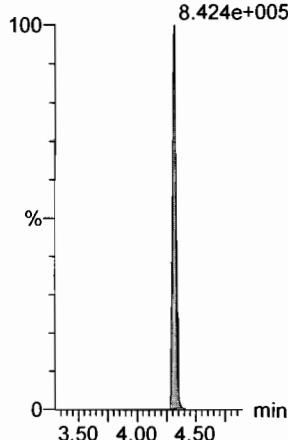
**d9-N-EtFOSE**

F58:MRM of 1 channel,ES-  
639.2 > 58.8  
1.222e+006



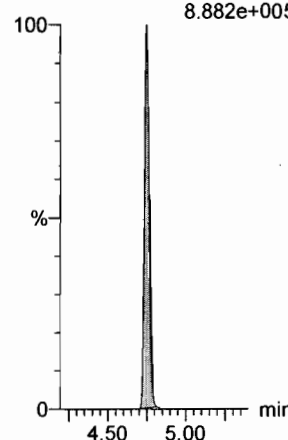
**13C8-PFOA**

F22:MRM of 1 channel,ES-  
421.3 > 376  
8.424e+005



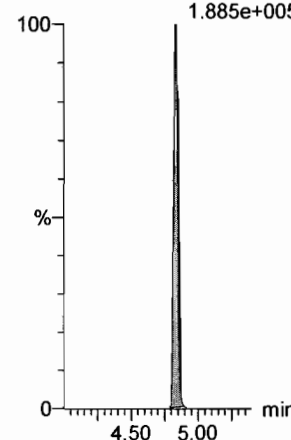
**13C9-PFNA**

F28:MRM of 1 channel,ES-  
472.2 > 426.9  
8.882e+005



**13C4-PFOS**

F32:MRM of 1 channel,ES-  
503 > 79.9  
1.885e+005



Dataset: F:\Projects\PFAS.PRO\Results\180307M1\180307M1-CRV\_B.qld

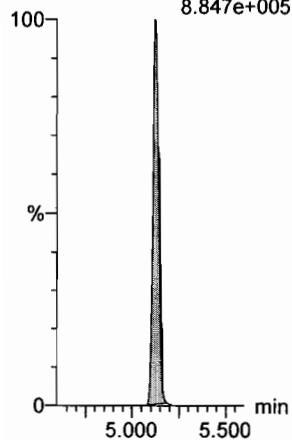
Last Altered: Thursday, March 08, 2018 11:30:49 Pacific Standard Time

Printed: Thursday, March 08, 2018 11:35:52 Pacific Standard Time

Name: 180307M1\_12, Date: 07-Mar-2018, Time: 18:06:41, ID: ST180307M1-7 PFC CS4 18C0608, Description: PFC CS4 18C0608

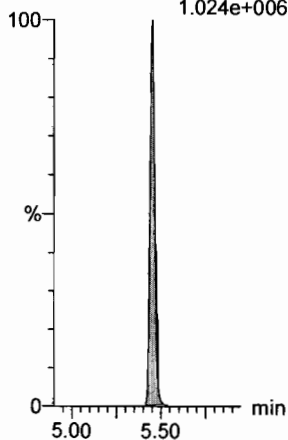
13C6-PFDA

F39:MRM of 1 channel,ES-  
519.1 > 473.7  
8.847e+005



13C7-PFUdA

F48:MRM of 1 channel,ES-  
570.1 > 524.8  
1.024e+006



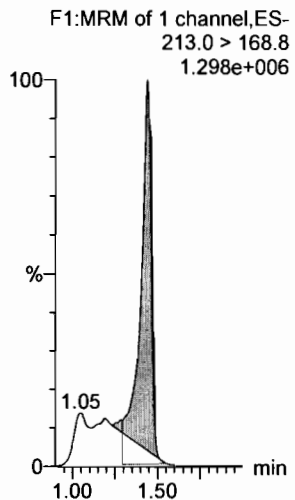
Dataset: F:\Projects\PFAS.PRO\Results\180307M1\180307M1-CRV\_B.qld

Last Altered: Thursday, March 08, 2018 11:30:49 Pacific Standard Time

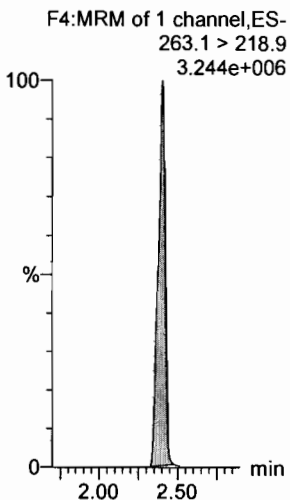
Printed: Thursday, March 08, 2018 11:35:52 Pacific Standard Time

Name: 180307M1\_13, Date: 07-Mar-2018, Time: 18:18:12, ID: ST180307M1-8 PFC CS5 18C0609, Description: PFC CS5 18C0609

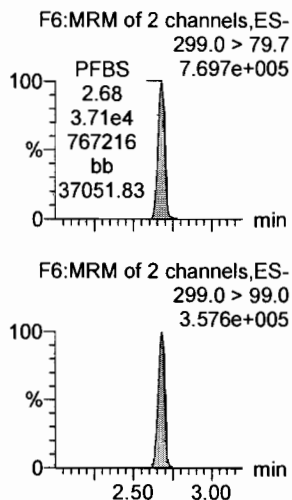
**PFBA**



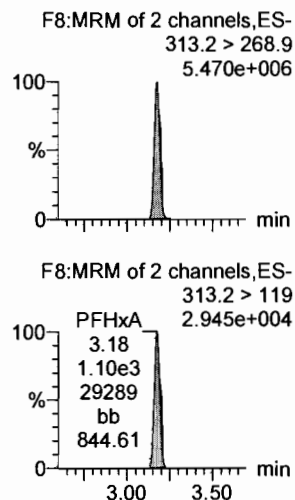
**PFPeA**



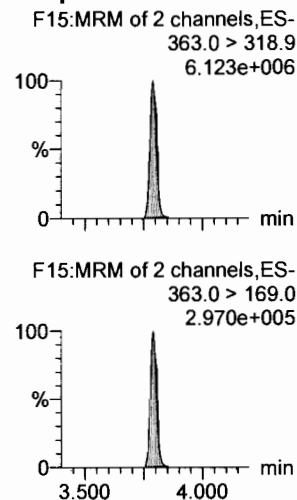
**PFBS**



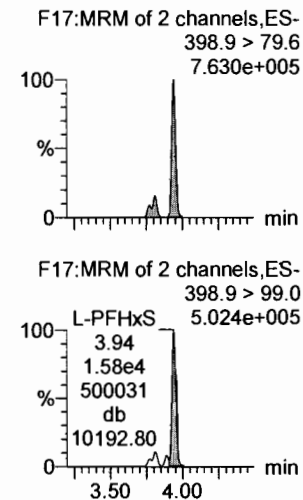
**PFHxA**



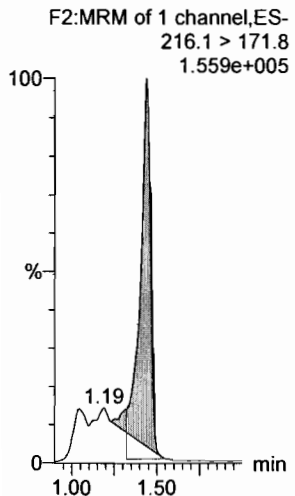
**PFHpA**



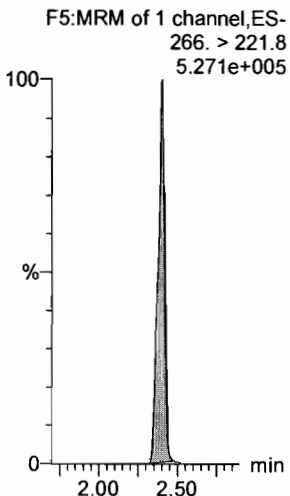
**L-PFHxS**



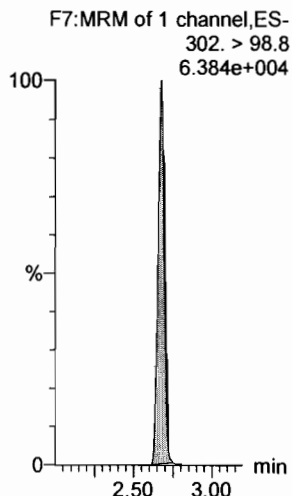
**13C3-PFBA**




**13C3-PFPeA**



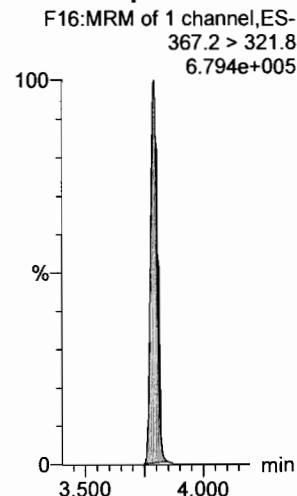
**13C3-PFBS**



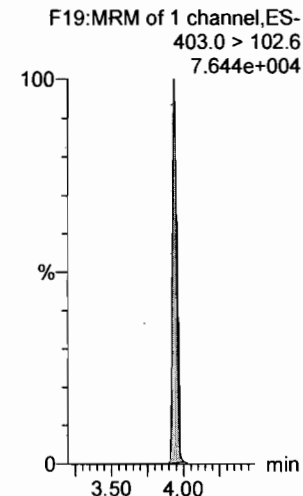
**13C2-PFHxA**



**13C4-PFHpA**



**18O2-PFHxS**

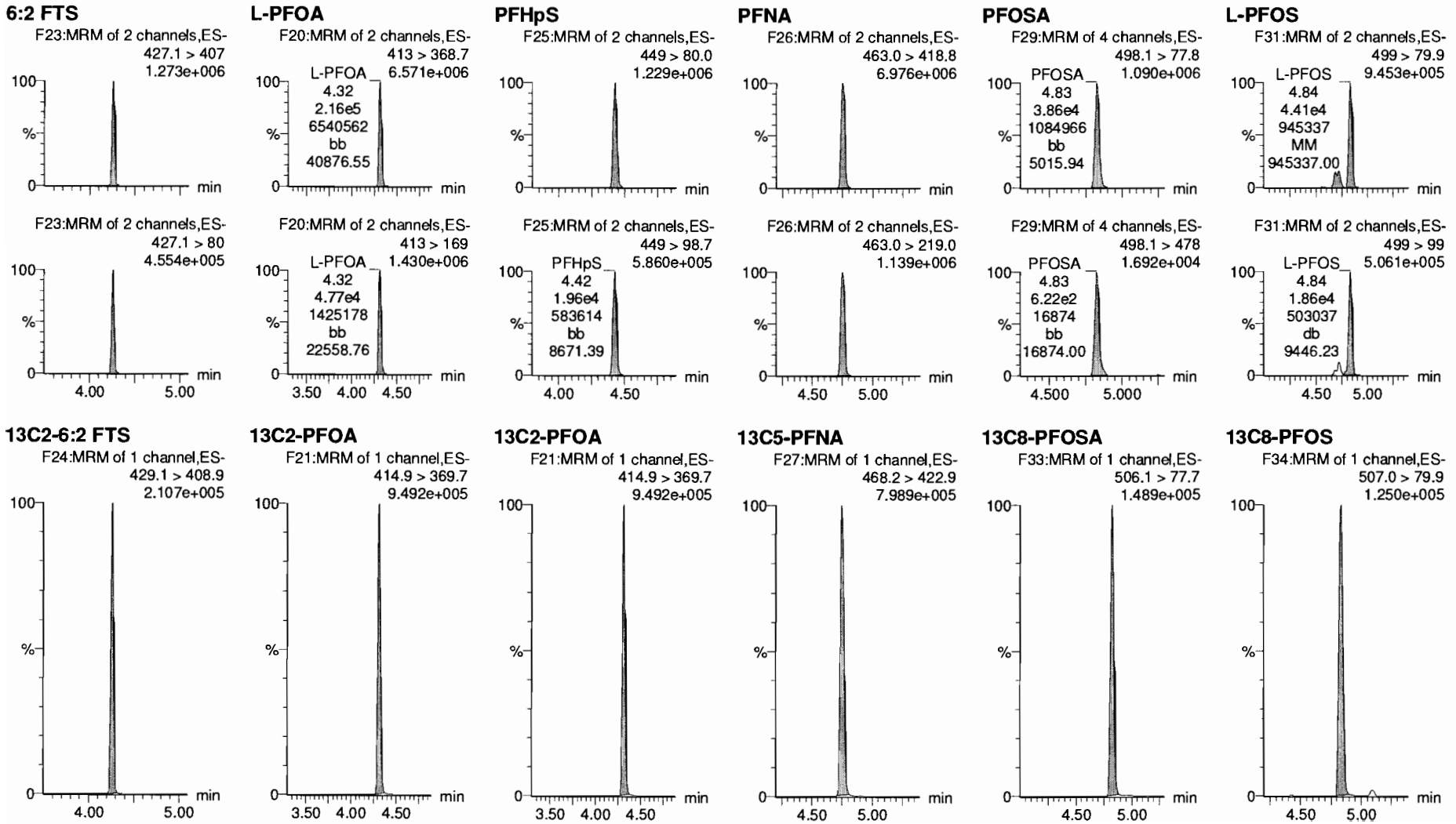


Dataset: F:\Projects\PFAS.PRO\Results\180307M1\180307M1-CRV\_B.qld

Last Altered: Thursday, March 08, 2018 11:58:33 Pacific Standard Time

Printed: Thursday, March 08, 2018 12:01:16 Pacific Standard Time

Name: 180307M1\_13, Date: 07-Mar-2018, Time: 18:18:12, ID: ST180307M1-8 PFC CS5 18C0609, Description: PFC CS5 18C0609



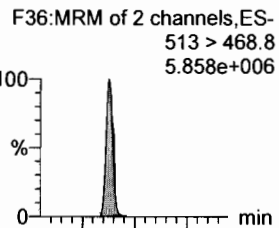
Dataset: F:\Projects\PFAS.PRO\Results\180307M1\180307M1-CRV\_B.qld

Last Altered: Thursday, March 08, 2018 11:30:49 Pacific Standard Time

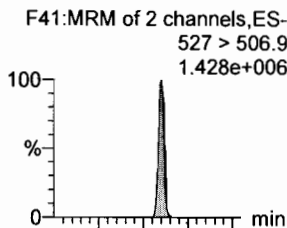
Printed: Thursday, March 08, 2018 11:35:52 Pacific Standard Time

Name: 180307M1\_13, Date: 07-Mar-2018, Time: 18:18:12, ID: ST180307M1-8 PFC CS5 18C0609, Description: PFC CS5 18C0609

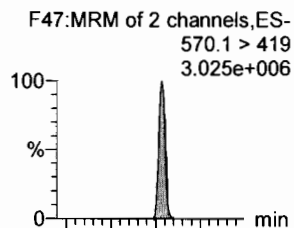
**PFDA**



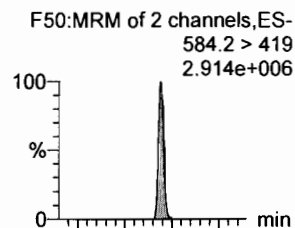
**8:2 FTS**



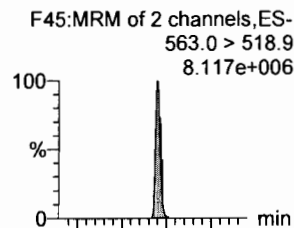
**N-MeFOSAA**



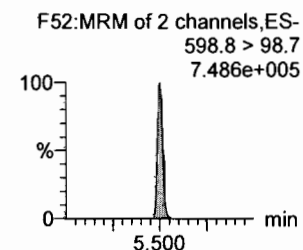
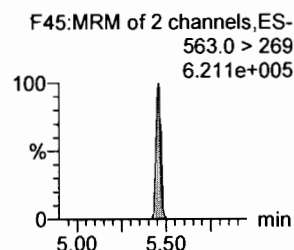
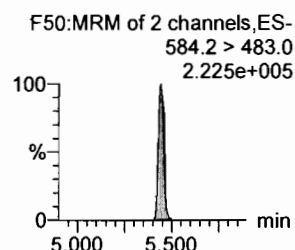
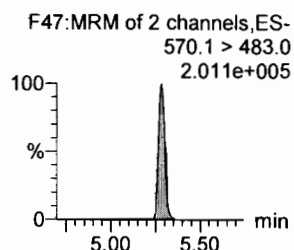
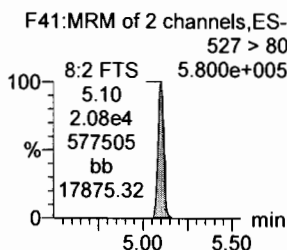
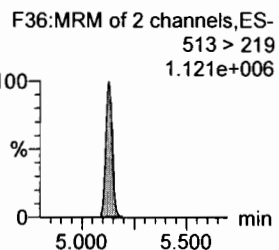
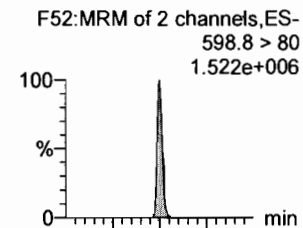
**N-EtFOSAA**



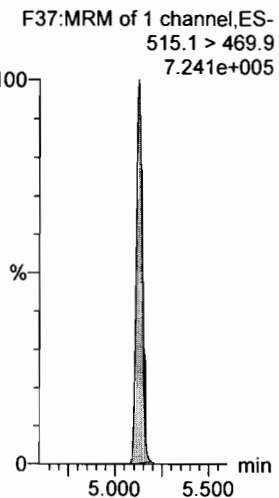
**PFUdA**



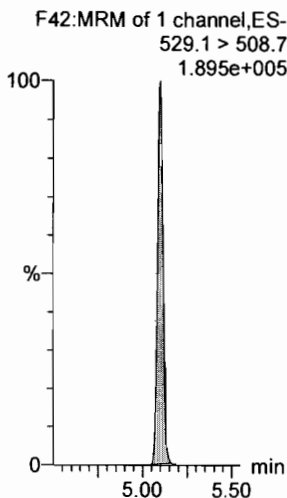
**PFDS**



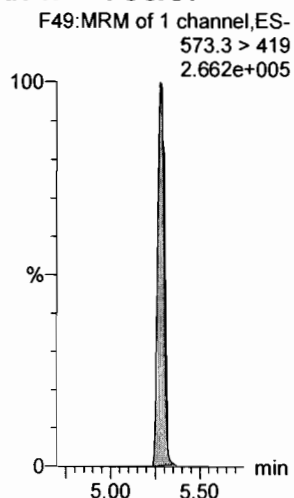
**13C2-PFDA**



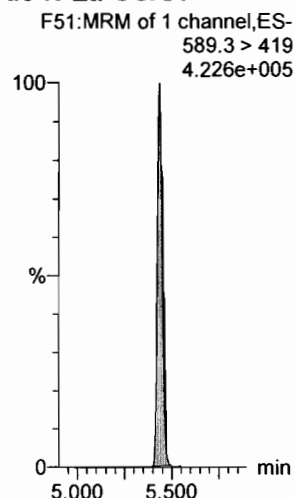
**13C2-8:2 FTS**



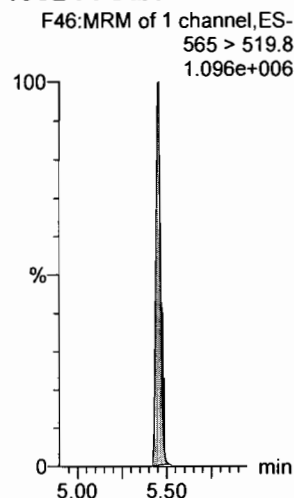
**d3-N-MeFOSAA**



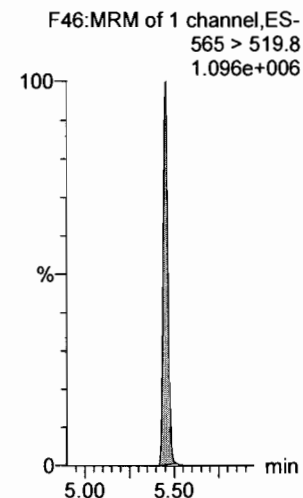
**d5-N-EtFOSAA**



**13C2-PFUdA**



**13C2-PFUdA**



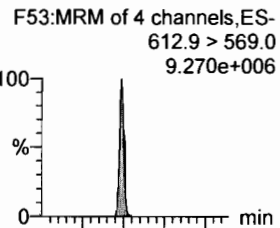
Dataset: F:\Projects\PFAS.PRO\Results\180307M1\180307M1-CRV\_B.qld

Last Altered: Thursday, March 08, 2018 11:30:49 Pacific Standard Time

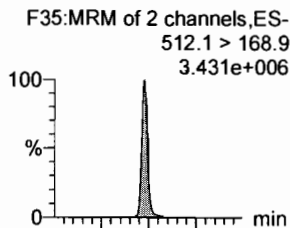
Printed: Thursday, March 08, 2018 11:35:52 Pacific Standard Time

Name: 180307M1\_13, Date: 07-Mar-2018, Time: 18:18:12, ID: ST180307M1-8 PFC CS5 18C0609, Description: PFC CS5 18C0609

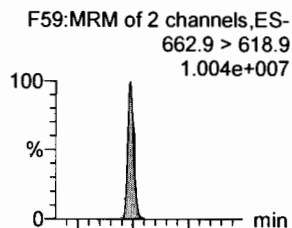
**PFD<sub>o</sub>A**



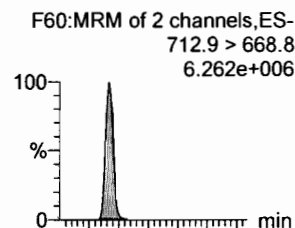
**N-MeFOSA**



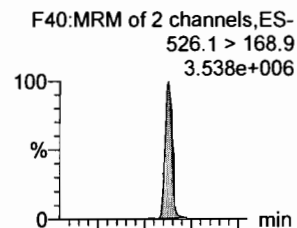
**PFT<sub>r</sub>DA**



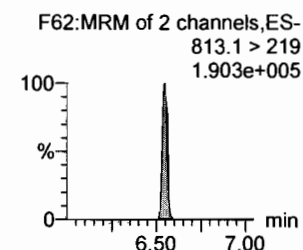
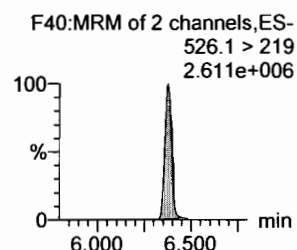
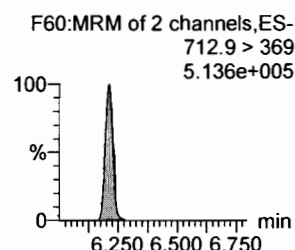
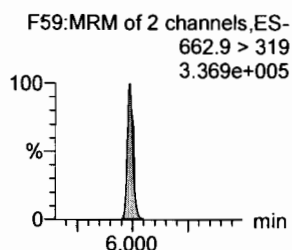
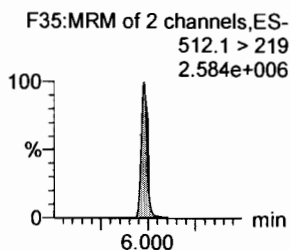
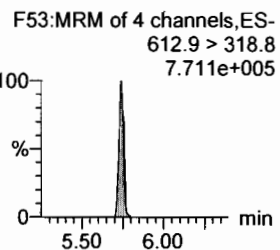
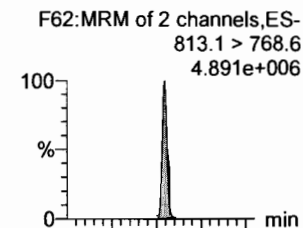
**PFT<sub>e</sub>DA**



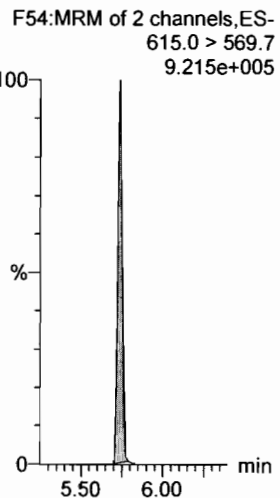
**N-EtFOSA**



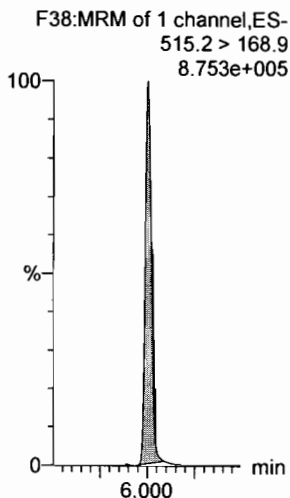
**PFH<sub>x</sub>DA**



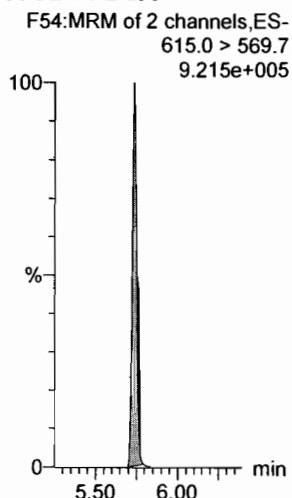
**13C2-PFD<sub>o</sub>A**



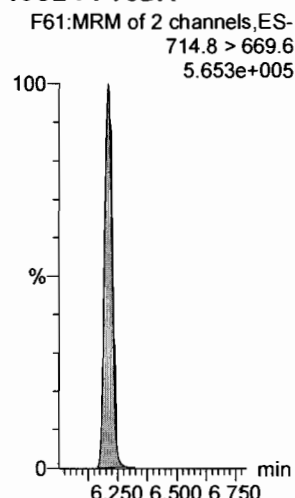
**d3-N-MeFOSA**



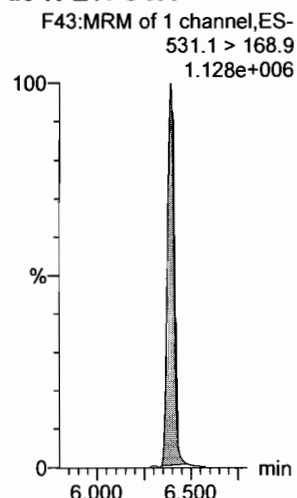
**13C2-PFT<sub>o</sub>A**



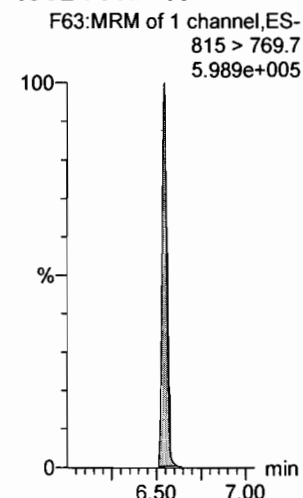
**13C2-PFT<sub>e</sub>DA**



**d5-N-ETFOSA**



**13C2-PFH<sub>x</sub>DA**



Dataset: F:\Projects\PFAS.PRO\Results\180307M1\180307M1-CRV\_B.qld

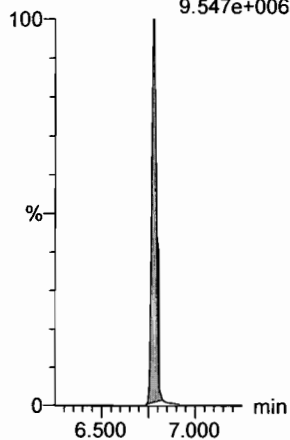
Last Altered: Thursday, March 08, 2018 11:30:49 Pacific Standard Time

Printed: Thursday, March 08, 2018 11:35:52 Pacific Standard Time

Name: 180307M1\_13, Date: 07-Mar-2018, Time: 18:18:12, ID: ST180307M1-8 PFC CS5 18C0609, Description: PFC CS5 18C0609

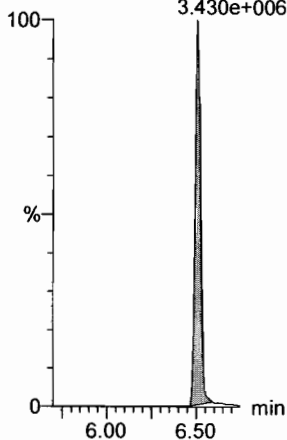
**PFODA**

F64:MRM of 1 channel,ES-  
913.1 > 868.8  
9.547e+006




**N-MeFOSE**

F55:MRM of 1 channel,ES-  
616.1 > 58.9  
3.430e+006



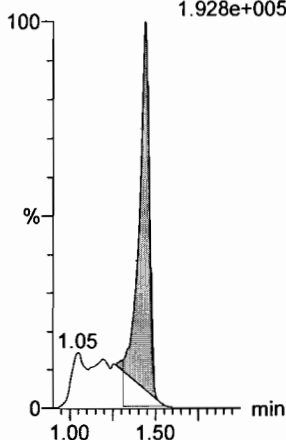
**N-EtFOSE**

F57:MRM of 1 channel,ES-  
630.1 > 58.9  
3.589e+006



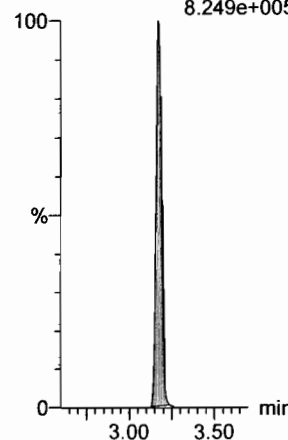
**13C4-PFBA**

F3:MRM of 1 channel,ES-  
217. > 171.8  
1.928e+005



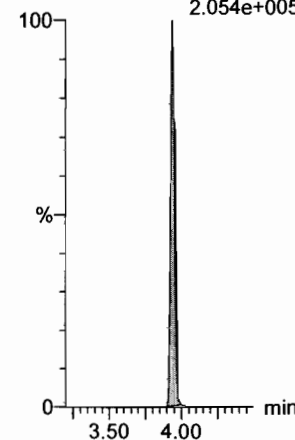
**13C5-PFHxA**

F10:MRM of 1 channel,ES-  
318 > 272.9  
8.249e+005



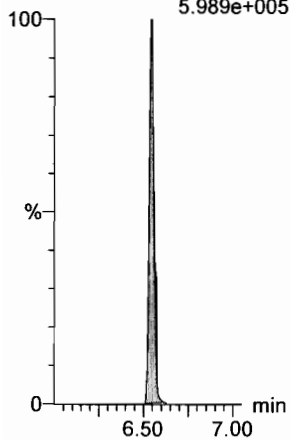
**13C3-PFHxS**

F18:MRM of 1 channel,ES-  
401.9 > 79.9  
2.054e+005



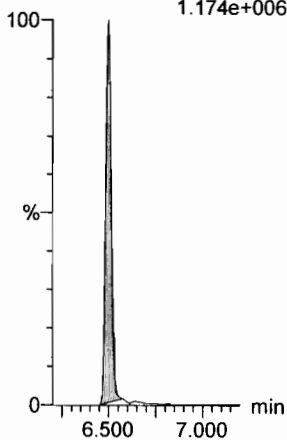
**13C2-PFHxDA**

F63:MRM of 1 channel,ES-  
815 > 769.7  
5.989e+005



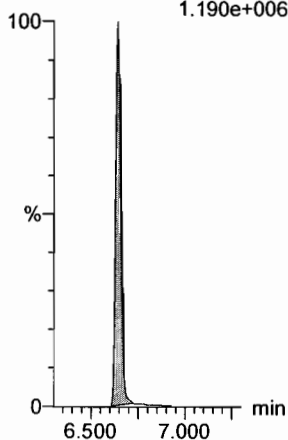
**d7-N-MeFOSE**

F56:MRM of 1 channel,ES-  
623.1 > 58.9  
1.174e+006




**d9-N-EtFOSE**

F58:MRM of 1 channel,ES-  
639.2 > 58.8  
1.190e+006



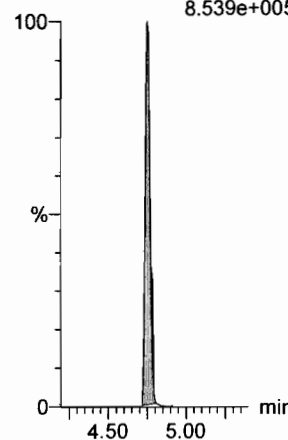
**13C8-PFOA**

F22:MRM of 1 channel,ES-  
421.3 > 376  
8.659e+005



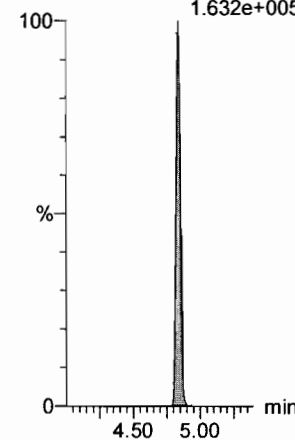
**13C9-PFNA**

F28:MRM of 1 channel,ES-  
472.2 > 426.9  
8.539e+005



**13C4-PFOS**

F32:MRM of 1 channel,ES-  
503 > 79.9  
1.632e+005




Dataset: F:\Projects\PFAS.PRO\Results\180307M1\180307M1-CRV\_B.qld

Last Altered: Thursday, March 08, 2018 11:30:49 Pacific Standard Time


Printed: Thursday, March 08, 2018 11:35:52 Pacific Standard Time

Name: 180307M1\_13, Date: 07-Mar-2018, Time: 18:18:12, ID: ST180307M1-8 PFC CS5 18C0609, Description: PFC CS5 18C0609

13C6-PFDA



13C7-PFUdA





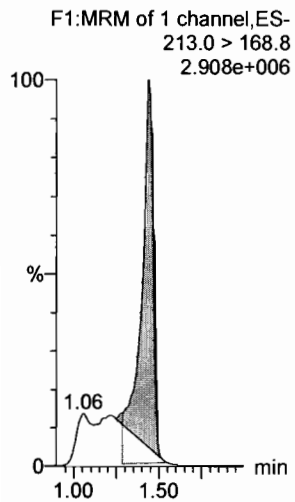
Dataset: F:\Projects\PFAS.PRO\Results\180307M1\180307M1-CRV\_B.qld

Last Altered: Thursday, March 08, 2018 11:30:49 Pacific Standard Time

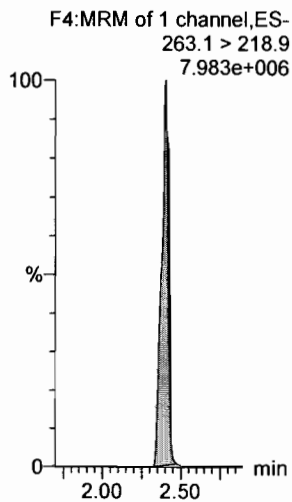
Printed: Thursday, March 08, 2018 11:35:52 Pacific Standard Time

Name: 180307M1\_14, Date: 07-Mar-2018, Time: 18:29:40, ID: ST180307M1-9 PFC CS6 18C0610, Description: PFC CS6 18C0610

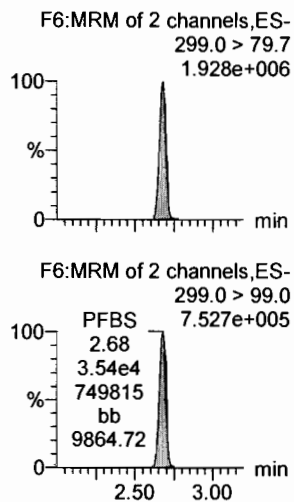
**PFBA**



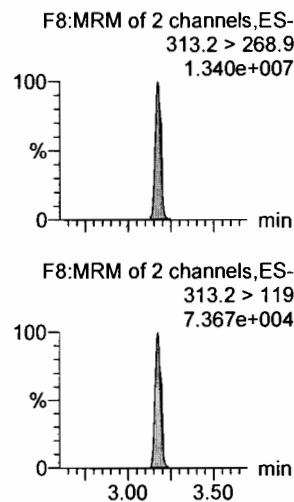
**PFPeA**



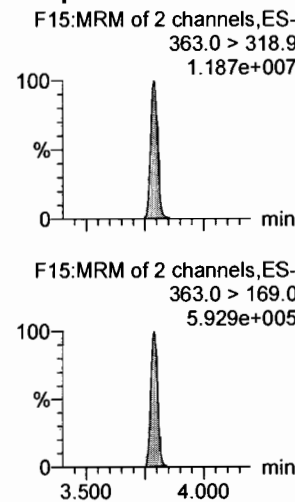
**PFBS**



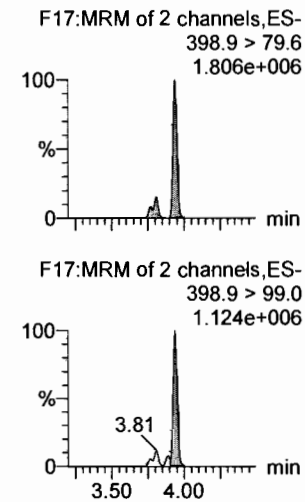
**PFHxA**



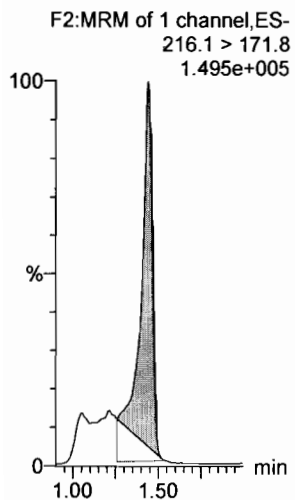
**PFHpA**



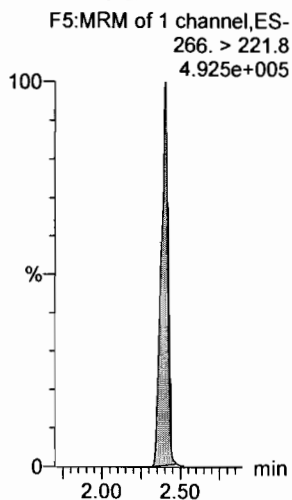
**L-PFHxS**



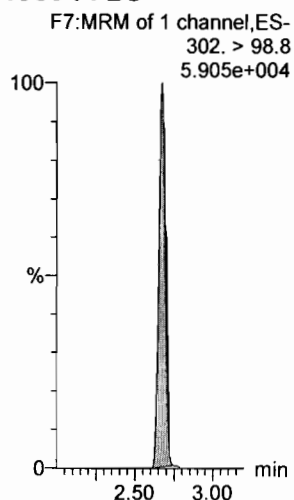
**13C3-PFBA**



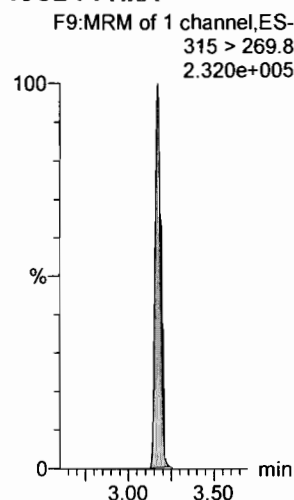
**13C3-PFPeA**



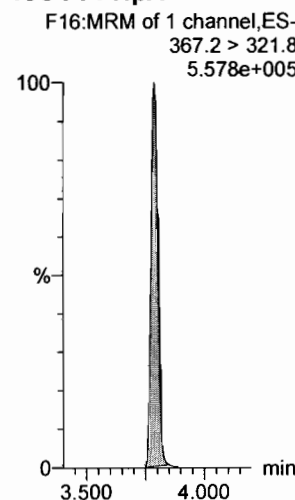
**13C3-PFBS**



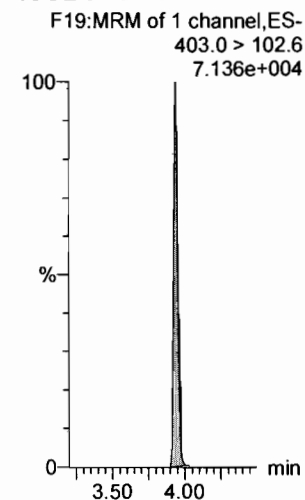
**13C2-PFHxA**



**13C4-PFHpA**



**18O2-PFHxS**

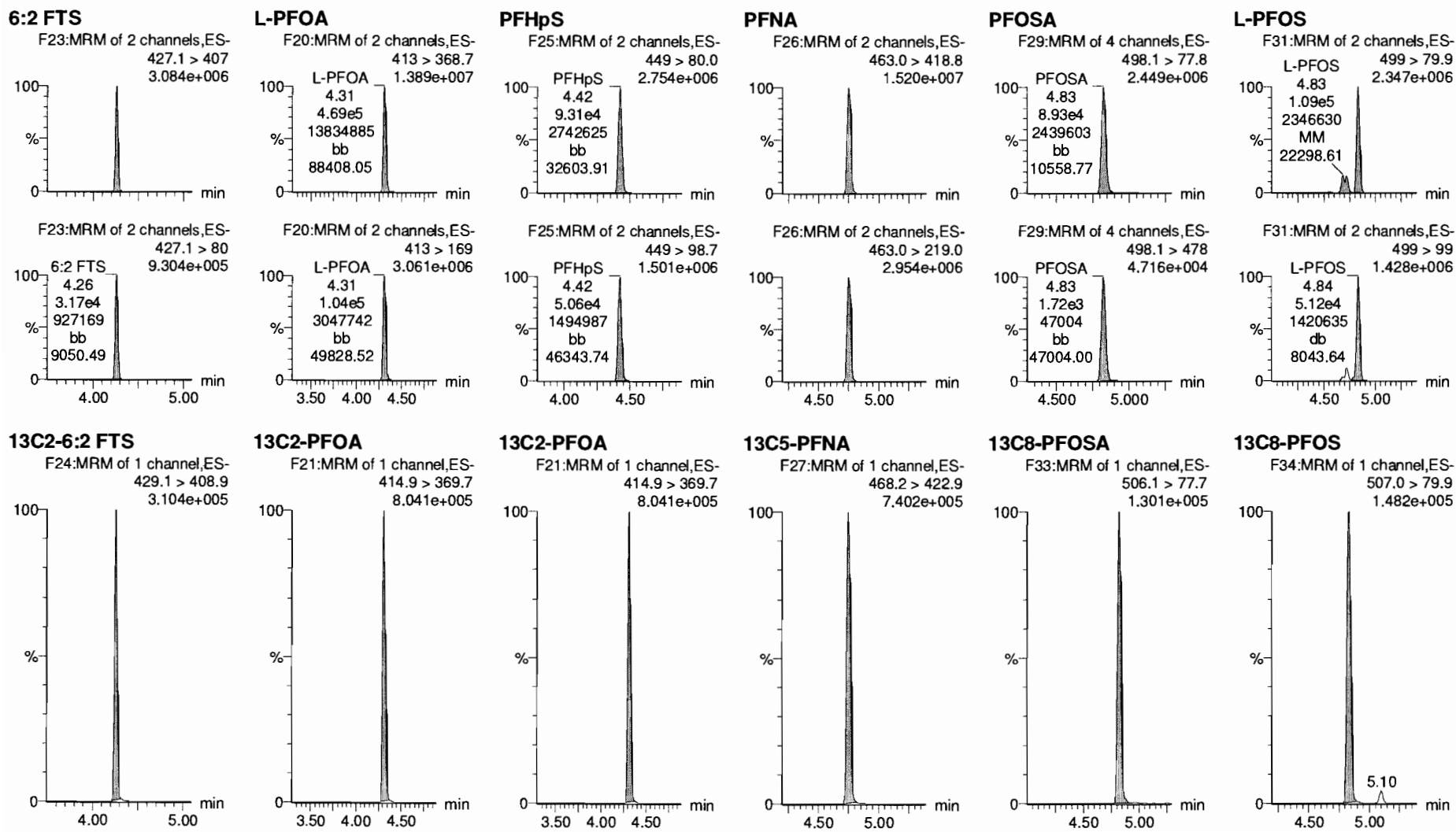


Dataset: F:\Projects\PFAS.PRO\Results\180307M1\180307M1-CRV\_B.qld

Last Altered: Thursday, March 08, 2018 11:58:33 Pacific Standard Time

Printed: Thursday, March 08, 2018 12:01:16 Pacific Standard Time

Name: 180307M1\_14, Date: 07-Mar-2018, Time: 18:29:40, ID: ST180307M1-9 PFC CS6 18C0610, Description: PFC CS6 18C0610



Dataset: F:\Projects\PFAS.PRO\Results\180307M1\180307M1-CRV\_B.qld

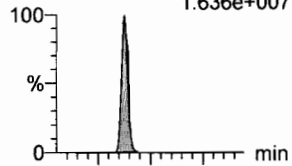
Last Altered: Thursday, March 08, 2018 11:30:49 Pacific Standard Time

Printed: Thursday, March 08, 2018 11:35:52 Pacific Standard Time

Name: 180307M1\_14, Date: 07-Mar-2018, Time: 18:29:40, ID: ST180307M1-9 PFC CS6 18C0610, Description: PFC CS6 18C0610

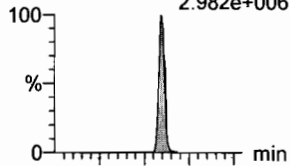
**PFDA**

F36:MRM of 2 channels,ES-  
513 > 468.8  
1.636e+007



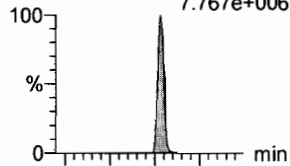
**8:2 FTS**

F41:MRM of 2 channels,ES-  
527 > 506.9  
2.982e+006



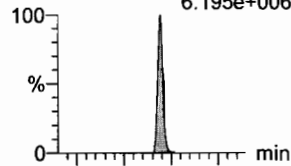
**N-MeFOSAA**

F47:MRM of 2 channels,ES-  
570.1 > 419  
7.767e+006



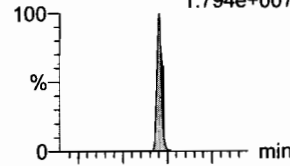
**N-EtFOSAA**

F50:MRM of 2 channels,ES-  
584.2 > 419  
6.195e+006



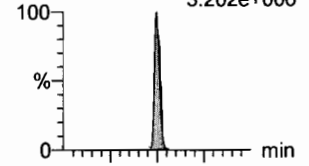
**PFUdA**

F45:MRM of 2 channels,ES-  
563.0 > 518.9  
1.794e+007

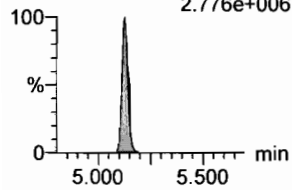


**PFDS**

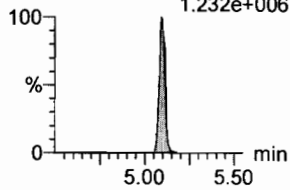
F52:MRM of 2 channels,ES-  
598.8 > 80  
3.202e+006



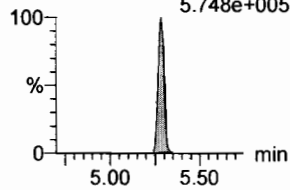
F36:MRM of 2 channels,ES-  
513 > 219  
2.776e+006



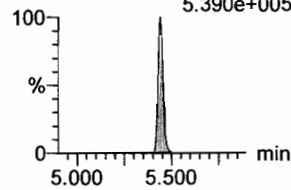
F41:MRM of 2 channels,ES-  
527 > 80  
1.232e+006



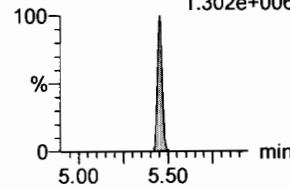
F47:MRM of 2 channels,ES-  
570.1 > 483.0  
5.748e+005



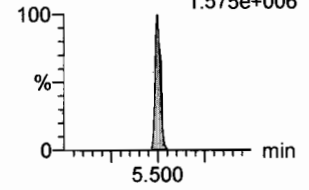
F50:MRM of 2 channels,ES-  
584.2 > 483.0  
5.390e+005



F45:MRM of 2 channels,ES-  
563.0 > 269  
1.302e+006

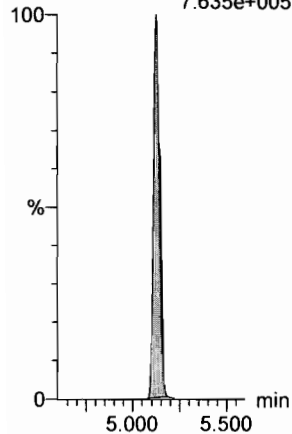


F52:MRM of 2 channels,ES-  
598.8 > 98.7  
1.575e+006



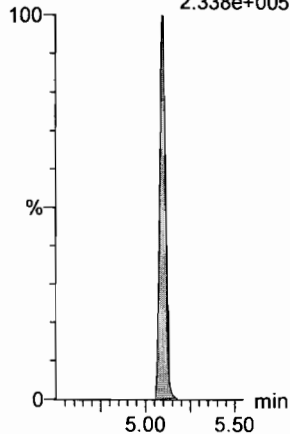
**13C2-PFDA**

F37:MRM of 1 channel,ES-  
515.1 > 469.9  
7.635e+005



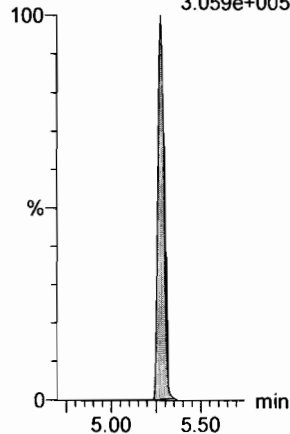
**13C2-8:2 FTS**

F42:MRM of 1 channel,ES-  
529.1 > 508.7  
2.338e+005



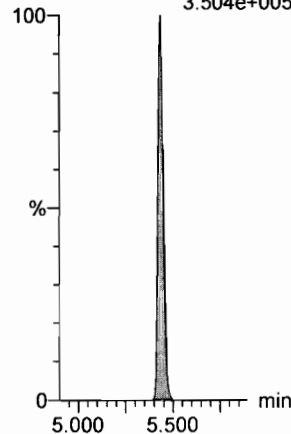
**d3-N-MeFOSAA**

F49:MRM of 1 channel,ES-  
573.3 > 419  
3.059e+005



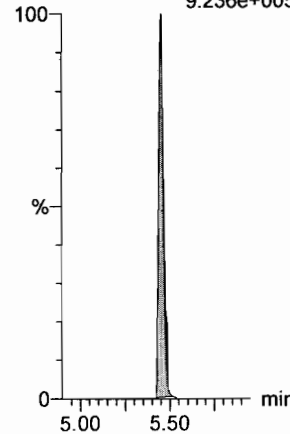
**d5-N-EtFOSAA**

F51:MRM of 1 channel,ES-  
589.3 > 419  
3.504e+005



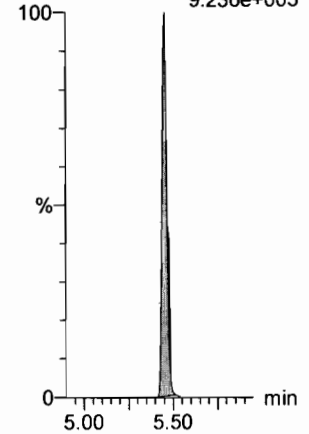
**13C2-PFUdA**

F46:MRM of 1 channel,ES-  
565 > 519.8  
9.236e+005



**13C2-PFUdA**

F46:MRM of 1 channel,ES-  
565 > 519.8  
9.236e+005



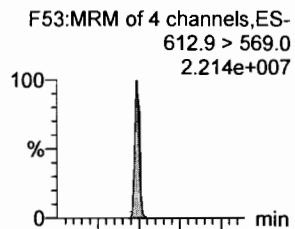
Dataset: F:\Projects\PFAS.PRO\Results\180307M1\180307M1-CRV\_B.qld

Last Altered: Thursday, March 08, 2018 11:30:49 Pacific Standard Time

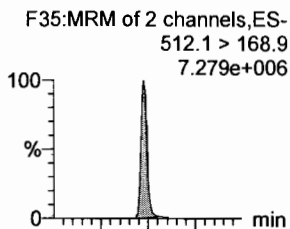
Printed: Thursday, March 08, 2018 11:35:52 Pacific Standard Time

Name: 180307M1\_14, Date: 07-Mar-2018, Time: 18:29:40, ID: ST180307M1-9 PFC CS6 18C0610, Description: PFC CS6 18C0610

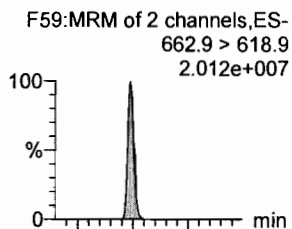
**PFD<sub>o</sub>A**



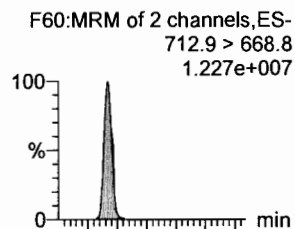
**N-MeFOSA**



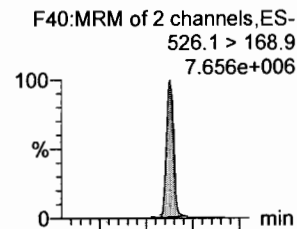
**PFT<sub>r</sub>DA**



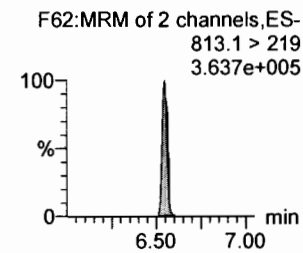
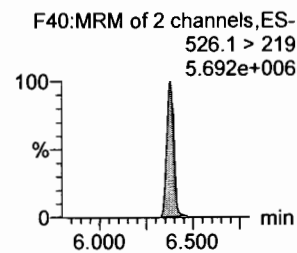
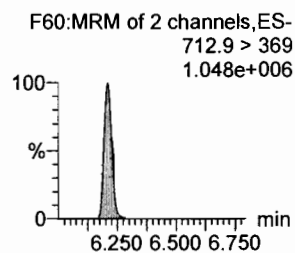
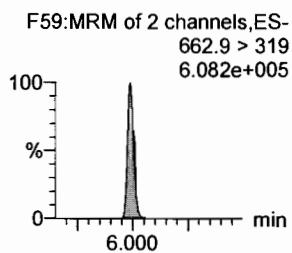
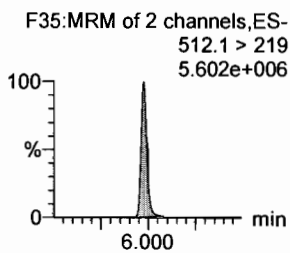
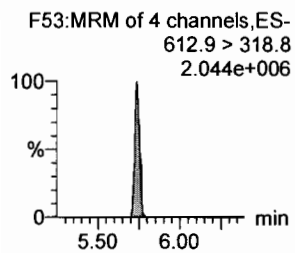
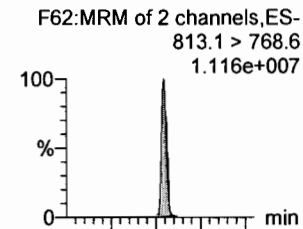
**PFT<sub>e</sub>DA**



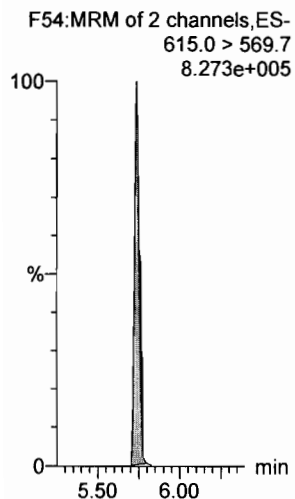
**N-EtFOSA**



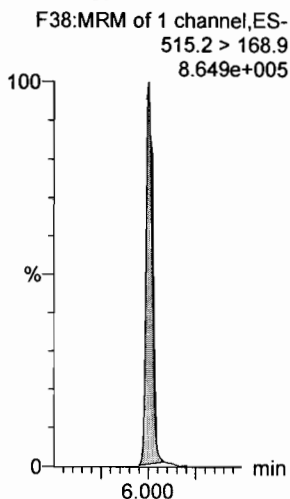
**PFH<sub>x</sub>DA**



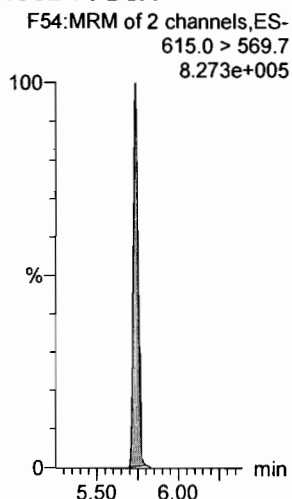
**13C2-PFD<sub>o</sub>A**



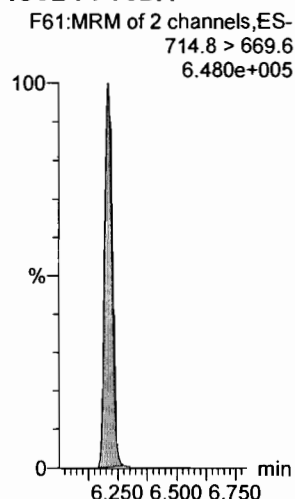
**d3-N-MeFOSA**



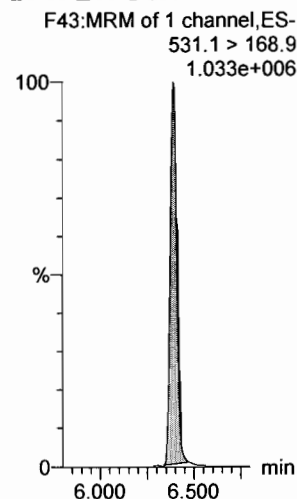
**13C2-PFD<sub>o</sub>A**



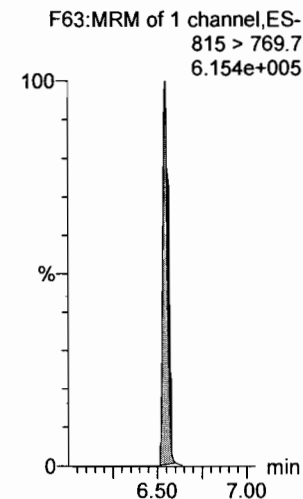
**13C2-PFT<sub>e</sub>DA**



**d5-N-ETFOSA**



**13C2-PFH<sub>x</sub>DA**

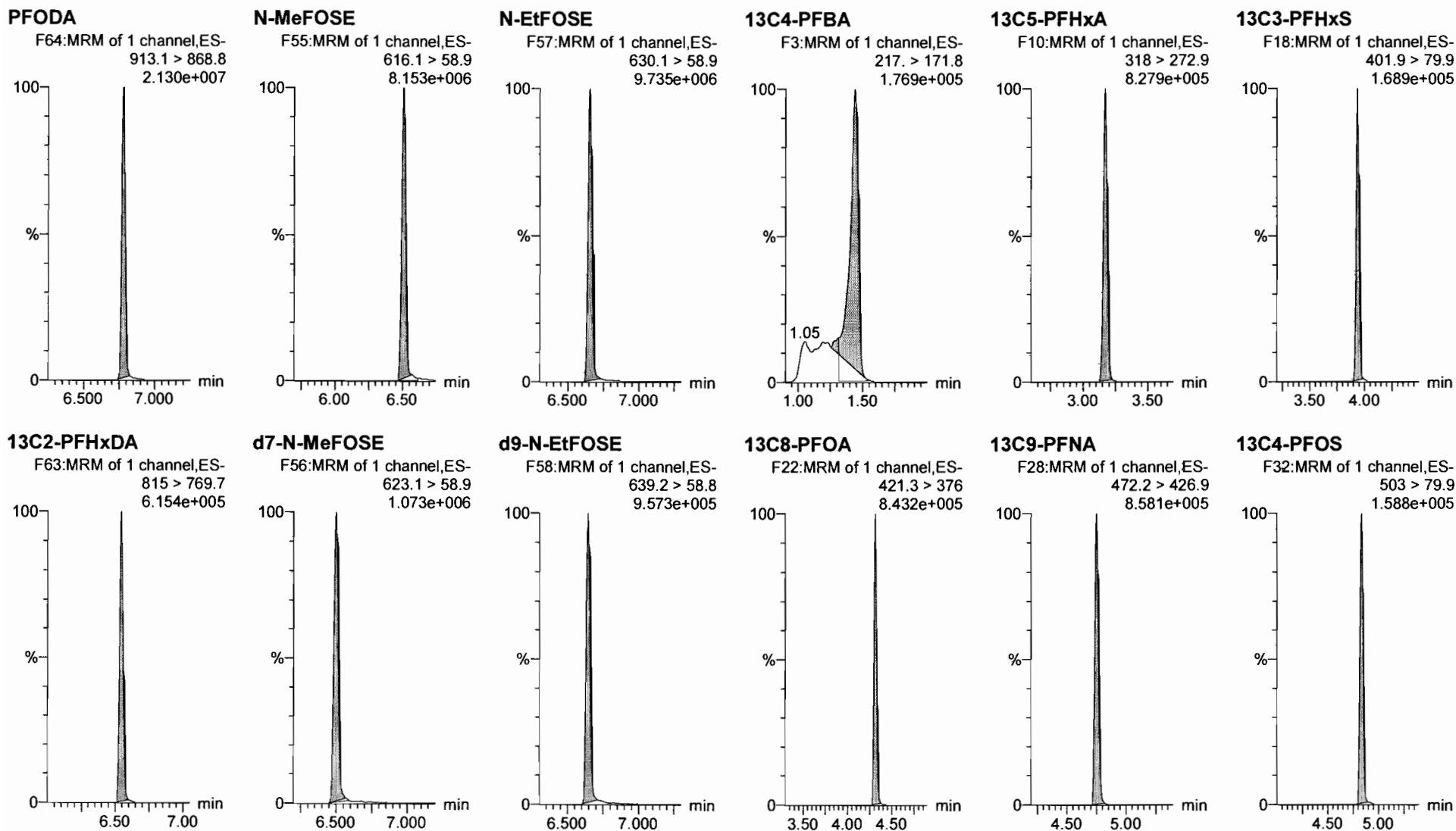


Dataset: F:\Projects\PFAS.PRO\Results\180307M1\180307M1-CRV\_B.qld

Last Altered: Thursday, March 08, 2018 11:30:49 Pacific Standard Time

Printed: Thursday, March 08, 2018 11:35:52 Pacific Standard Time

Name: 180307M1\_14, Date: 07-Mar-2018, Time: 18:29:40, ID: ST180307M1-9 PFC CS6 18C0610, Description: PFC CS6 18C0610



Dataset: F:\Projects\PFAS.PRO\Results\180307M1\180307M1-CRV\_B.qld

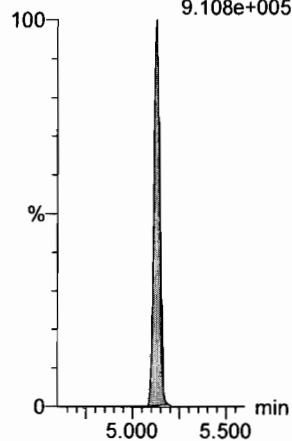
Last Altered: Thursday, March 08, 2018 11:30:49 Pacific Standard Time

Printed: Thursday, March 08, 2018 11:35:52 Pacific Standard Time

Name: 180307M1\_14, Date: 07-Mar-2018, Time: 18:29:40, ID: ST180307M1-9 PFC CS6 18C0610, Description: PFC CS6 18C0610

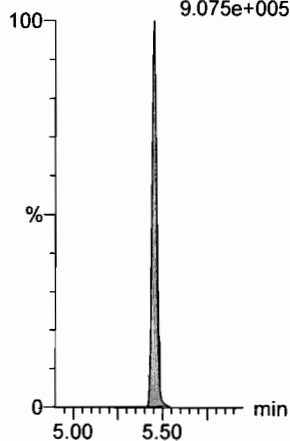
13C6-PFDA

F39:MRM of 1 channel,ES-  
519.1 > 473.7  
9.108e+005



13C7-PFUdA

F48:MRM of 1 channel,ES-  
570.1 > 524.8  
9.075e+005



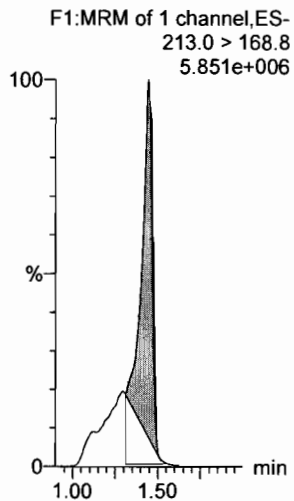
Dataset: F:\Projects\PFAS.PRO\Results\180307M1\180307M1-CRV\_B.qld

Last Altered: Thursday, March 08, 2018 11:30:49 Pacific Standard Time

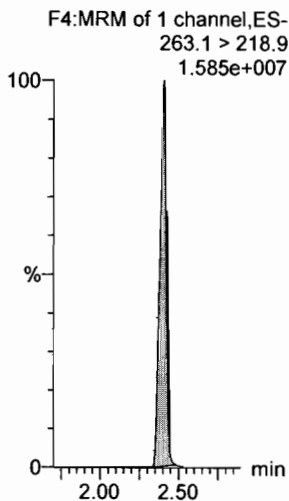
Printed: Thursday, March 08, 2018 11:35:52 Pacific Standard Time

Name: 180307M1\_15, Date: 07-Mar-2018, Time: 18:41:09, ID: ST180307M1-10 PFC CS7 18C0611, Description: PFC CS7 18C0611

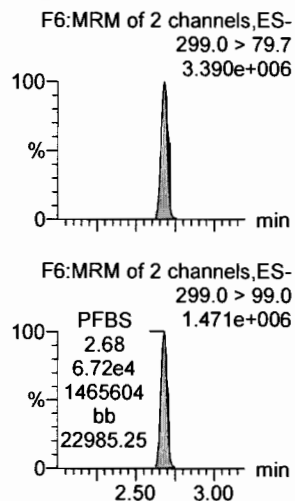
**PFBA**



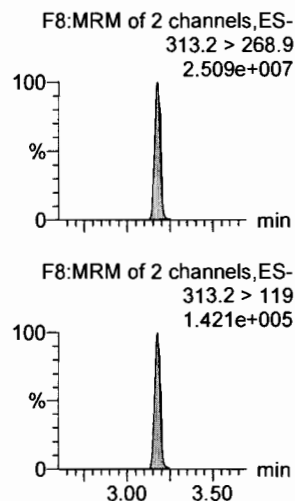
**PFPeA**



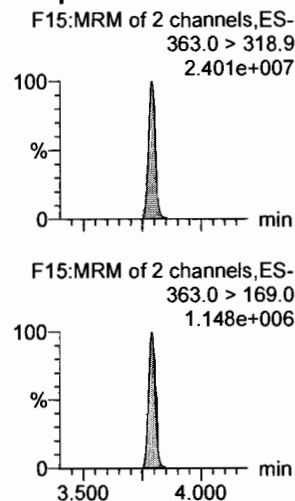
**PFBS**



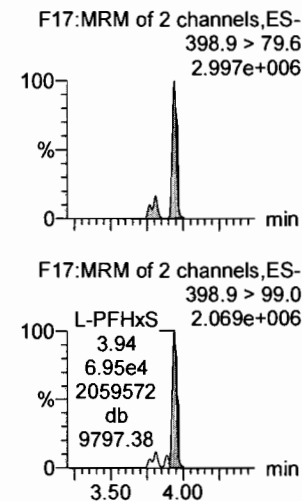
**PFHxA**



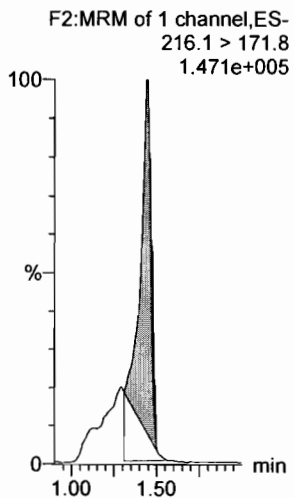
**PFHpA**



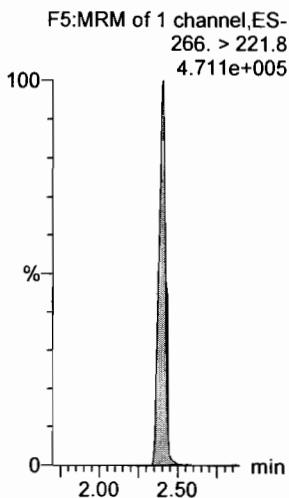
**L-PFHxS**



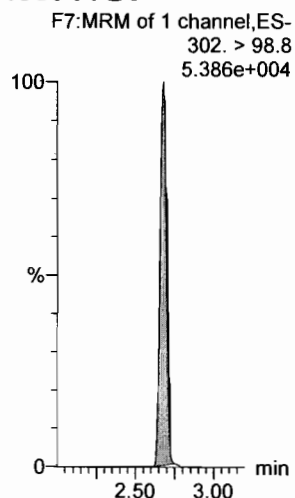
**13C3-PFBA**



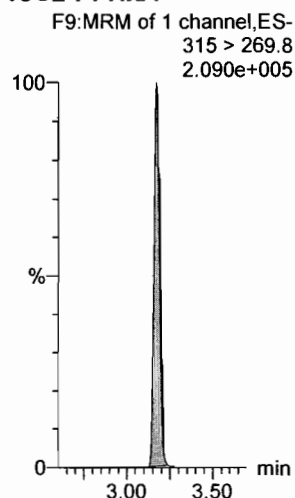
**13C3-PFPeA**



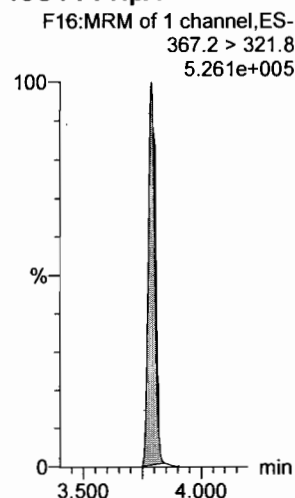
**13C3-PFBS**



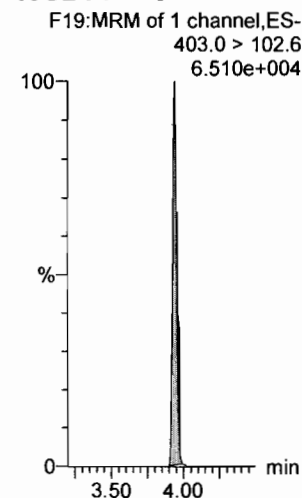
**13C2-PFHxA**



**13C4-PFHpA**



**18O2-PFHxS**

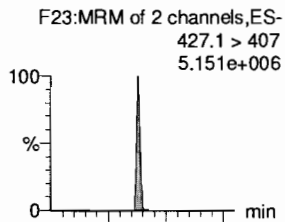


Dataset: F:\Projects\PFAS.PRO\Results\180307M1\180307M1-CRV\_B.qld

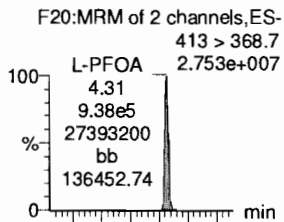
Last Altered: Thursday, March 08, 2018 11:58:33 Pacific Standard Time  
Printed: Thursday, March 08, 2018 12:01:16 Pacific Standard Time

Name: 180307M1\_15, Date: 07-Mar-2018, Time: 18:41:09, ID: ST180307M1-10 PFC CS7 18C0611, Description: PFC CS7 18C0611

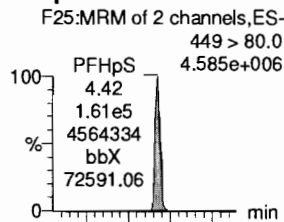
**6:2 FTS**



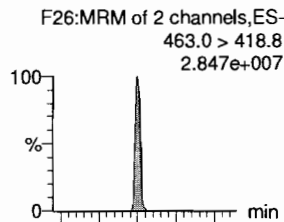
**L-PFOA**



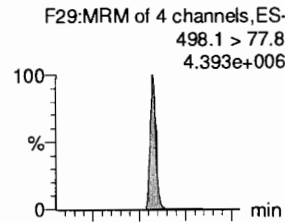
**PFHpS**



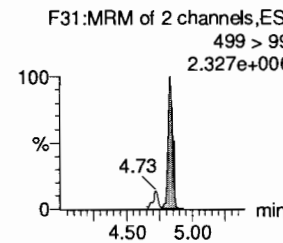
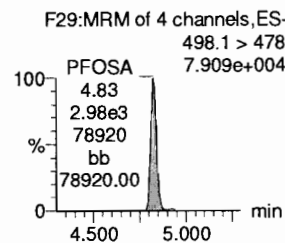
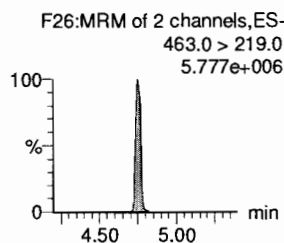
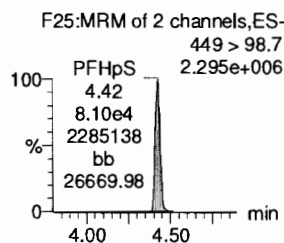
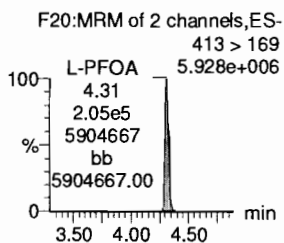
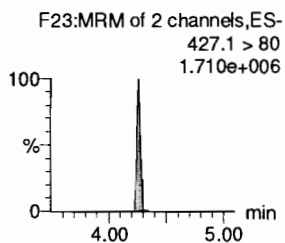
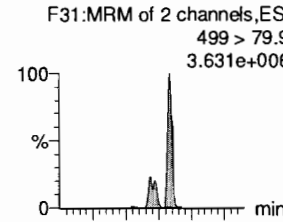
**PFNA**



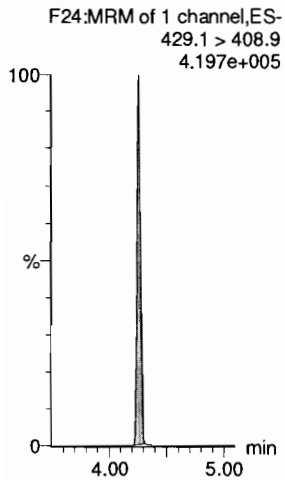
**PFOSA**



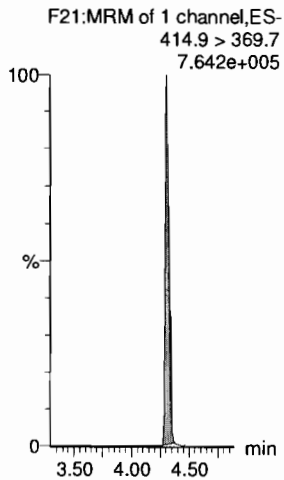
**L-PFOS**



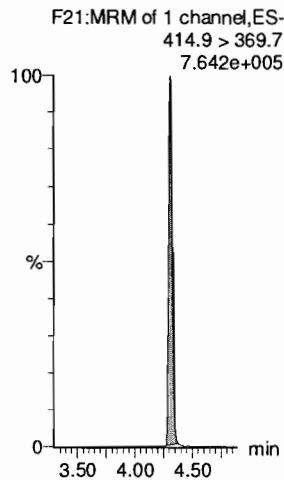
**13C2-6:2 FTS**




**13C2-PFOA**



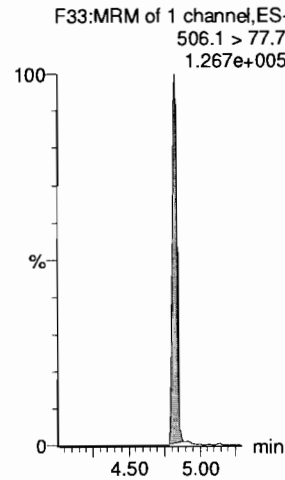
**13C2-PFOA**



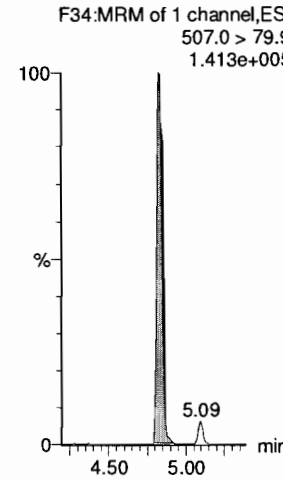
**13C5-PFNA**



**13C8-PFOA**



**13C8-PFOS**





Dataset: F:\Projects\PFAS.PRO\Results\180307M1\180307M1-CRV\_B.qld

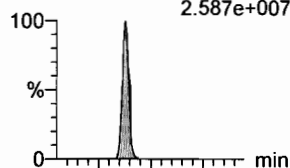
Last Altered: Thursday, March 08, 2018 11:30:49 Pacific Standard Time

Printed: Thursday, March 08, 2018 11:35:52 Pacific Standard Time

Name: 180307M1\_15, Date: 07-Mar-2018, Time: 18:41:09, ID: ST180307M1-10 PFC CS7 18C0611, Description: PFC CS7 18C0611

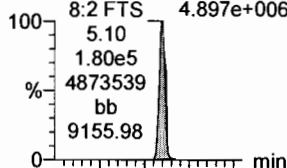
**PFDA**

F36:MRM of 2 channels,ES-  
513 > 468.8  
2.587e+007




**8:2 FTS**

F41:MRM of 2 channels,ES-  
527 > 506.9  
4.897e+006




**N-MeFOSAA**

F47:MRM of 2 channels,ES-  
570.1 > 419  
1.293e+007



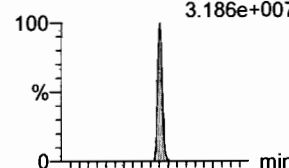
**N-EtFOSAA**

F50:MRM of 2 channels,ES-  
584.2 > 419  
1.182e+007



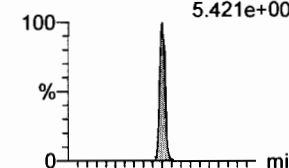
**PFUdA**

F45:MRM of 2 channels,ES-  
563.0 > 518.9  
3.186e+007

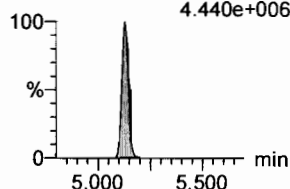


**PFDS**

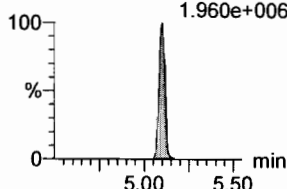
F52:MRM of 2 channels,ES-  
598.8 > 80  
5.421e+006



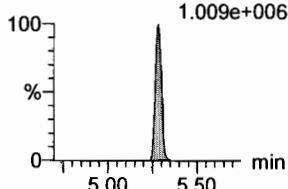
F36:MRM of 2 channels,ES-  
513 > 219  
4.440e+006



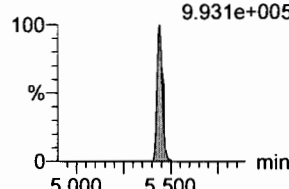
F41:MRM of 2 channels,ES-  
527 > 80  
1.960e+006



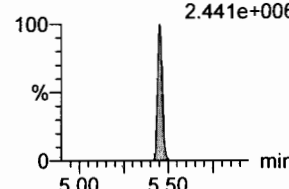
F47:MRM of 2 channels,ES-  
570.1 > 483.0  
1.009e+006



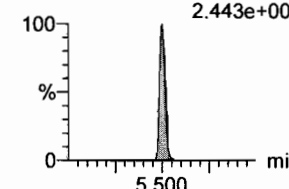
F50:MRM of 2 channels,ES-  
584.2 > 483.0  
9.931e+005



F45:MRM of 2 channels,ES-  
563.0 > 269  
2.441e+006

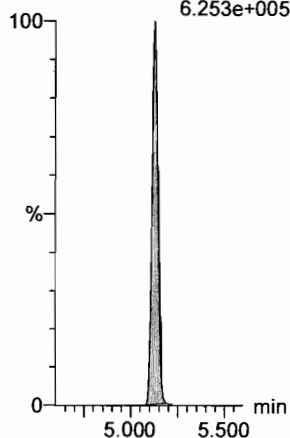


F52:MRM of 2 channels,ES-  
598.8 > 98.7  
2.443e+006



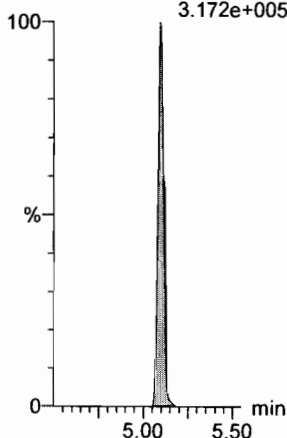
**13C2-PFDA**

F37:MRM of 1 channel,ES-  
515.1 > 469.9  
6.253e+005



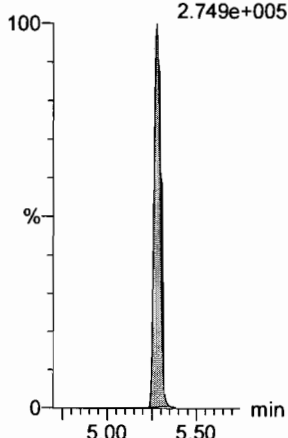
**13C2-8:2 FTS**

F42:MRM of 1 channel,ES-  
529.1 > 508.7  
3.172e+005



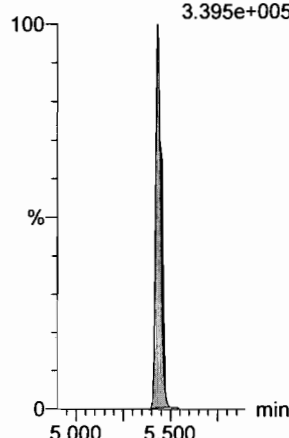
**d3-N-MeFOSAA**

F49:MRM of 1 channel,ES-  
573.3 > 419  
2.749e+005



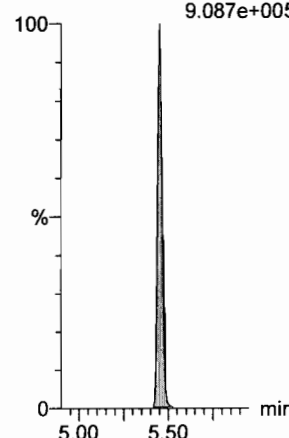
**d5-N-EtFOSAA**

F51:MRM of 1 channel,ES-  
589.3 > 419  
3.395e+005



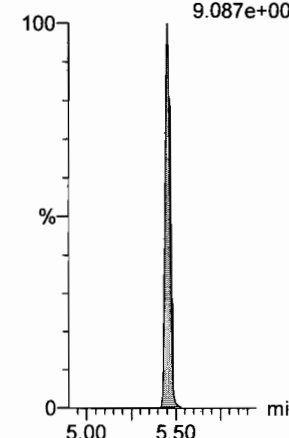
**13C2-PFUdA**

F46:MRM of 1 channel,ES-  
565 > 519.8  
9.087e+005



**13C2-PFUDa**

F46:MRM of 1 channel,ES-  
565 > 519.8  
9.087e+005

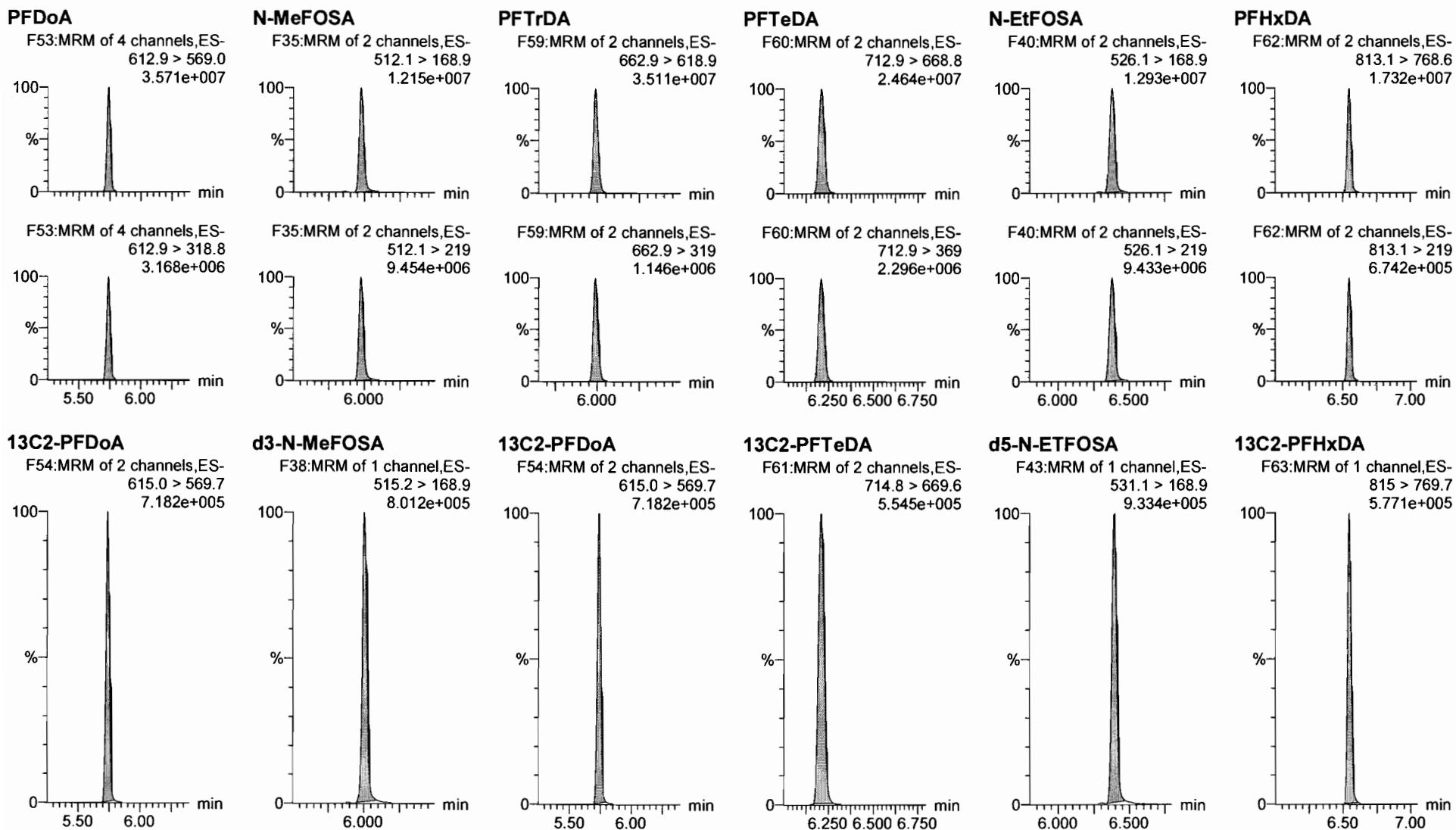


Dataset: F:\Projects\PFAS.PRO\Results\180307M1\180307M1-CRV\_B.qld

Last Altered: Thursday, March 08, 2018 11:30:49 Pacific Standard Time

Printed: Thursday, March 08, 2018 11:35:52 Pacific Standard Time

Name: 180307M1\_15, Date: 07-Mar-2018, Time: 18:41:09, ID: ST180307M1-10 PFC CS7 18C0611, Description: PFC CS7 18C0611



Dataset: F:\Projects\PFAS.PRO\Results\180307M1\180307M1-CRV\_B.qld

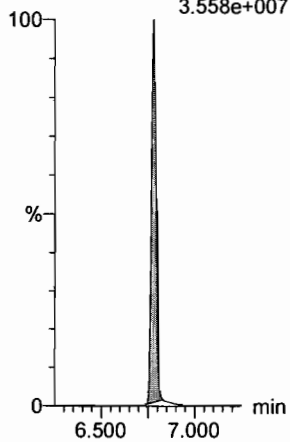
Last Altered: Thursday, March 08, 2018 11:30:49 Pacific Standard Time

Printed: Thursday, March 08, 2018 11:35:52 Pacific Standard Time

Name: 180307M1\_15, Date: 07-Mar-2018, Time: 18:41:09, ID: ST180307M1-10 PFC CS7 18C0611, Description: PFC CS7 18C0611

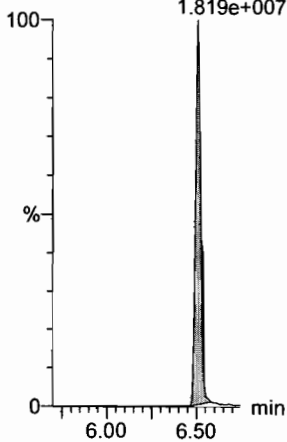
**PFODA**

F64:MRM of 1 channel,ES-  
913.1 > 868.8  
3.558e+007



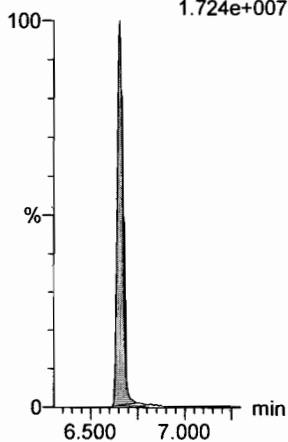
**N-MeFOSE**

F55:MRM of 1 channel,ES-  
616.1 > 58.9  
1.819e+007



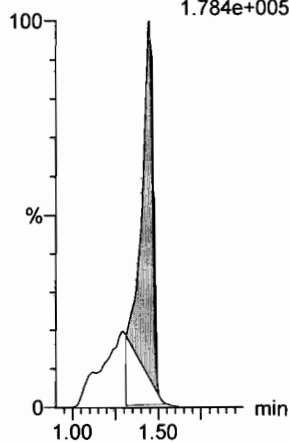
**N-EtFOSE**

F57:MRM of 1 channel,ES-  
630.1 > 58.9  
1.724e+007



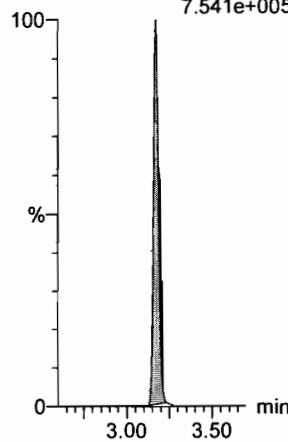
**13C4-PFBA**

F3:MRM of 1 channel,ES-  
217. > 171.8  
1.784e+005



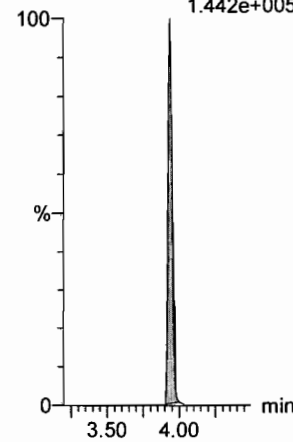
**13C5-PFHxA**

F10:MRM of 1 channel,ES-  
318 > 272.9  
7.541e+005



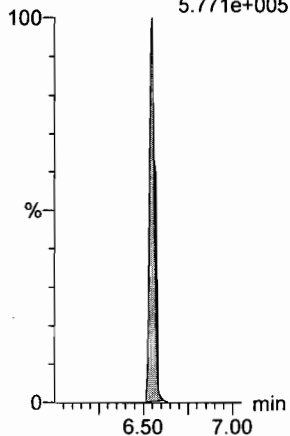
**13C3-PFHxS**

F18:MRM of 1 channel,ES-  
401.9 > 79.9  
1.442e+005



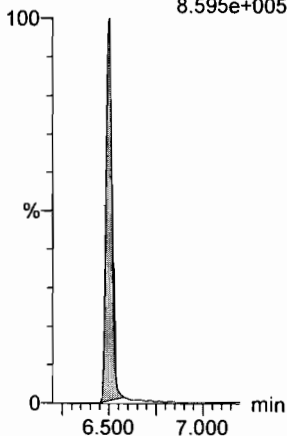
**13C2-PFHxDA**

F63:MRM of 1 channel,ES-  
815 > 769.7  
5.771e+005



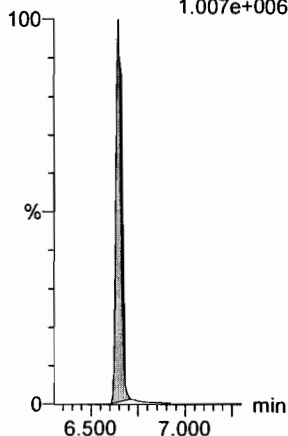
**d7-N-MeFOSE**

F56:MRM of 1 channel,ES-  
623.1 > 58.9  
8.595e+005




**d9-N-EtFOSE**

F58:MRM of 1 channel,ES-  
639.2 > 58.8  
1.007e+006



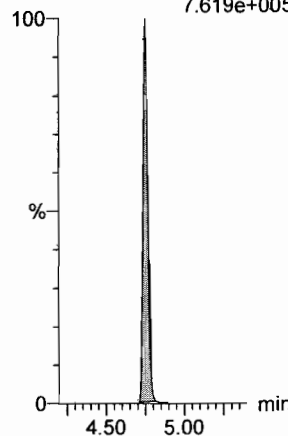
**13C8-PFOA**

F22:MRM of 1 channel,ES-  
421.3 > 376  
7.327e+005



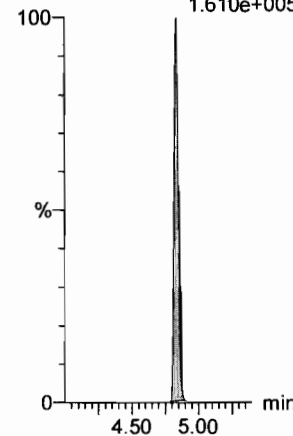
**13C9-PFNA**

F28:MRM of 1 channel,ES-  
472.2 > 426.9  
7.619e+005



**13C4-PFOS**

F32:MRM of 1 channel,ES-  
503 > 79.9  
1.610e+005



Dataset: F:\Projects\PFAS.PRO\Results\180307M1\180307M1-CRV\_B.qld

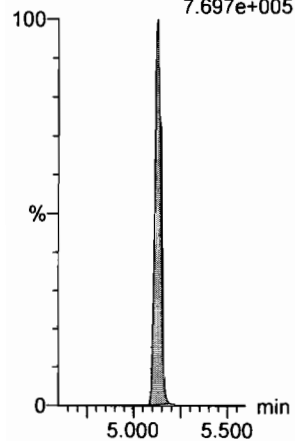
Last Altered: Thursday, March 08, 2018 11:30:49 Pacific Standard Time

Printed: Thursday, March 08, 2018 11:35:52 Pacific Standard Time

Name: 180307M1\_15, Date: 07-Mar-2018, Time: 18:41:09, ID: ST180307M1-10 PFC CS7 18C0611, Description: PFC CS7 18C0611

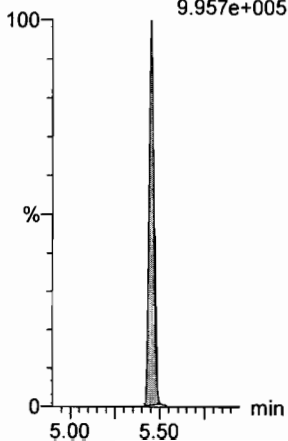
13C6-PFDA

F39:MRM of 1 channel,ES-  
519.1 > 473.7  
7.697e+005



13C7-PFUdA

F48:MRM of 1 channel,ES-  
570.1 > 524.8  
9.957e+005



Dataset: F:\Projects\PFAS.PRO\Results\180307M1\180307M1-13.qld

Last Altered: Thursday, March 08, 2018 13:09:24 Pacific Standard Time

Printed: Thursday, March 08, 2018 13:09:36 Pacific Standard Time

*60 Not in CW.*

Method: F:\Projects\PFAS.PRO\MethDB\PFAS\_FULL\_80C\_030718.mdb 08 Mar 2018 11:59:09

Calibration: F:\Projects\PFAS.PRO\CurveDB\C18\_VAL-PFAS\_Q4\_03-07-18-FULL.cdb 08 Mar 2018 13:04:56

Name: 180307M1\_17, Date: 07-Mar-2018, Time: 19:04:07, ID: ICV180307M1-1 PFC ICV 18C0601, Description: PFC ICV 18C0601

#	Name	Trace	Area	IS Area	RRF	Pred.RT	RT	y Axis Resp.	Conc	%Rec	Recovery	Out
1	1 PFBA	213.0 > 168.8	7.26e3	9.48e3		1.73	1.44	9.56	9.50	95.0		NO
2	2 PFPeA	263.1 > 218.9	1.52e4	2.42e4		2.70	2.41	7.86	9.58	95.8		NO
3	3 PFBS	299.0 > 79.7	2.92e3	2.89e3		2.98	2.68	12.6	7.57	75.7		NO
4	4 4:2 FTS	327.2>307.2	3.84e3	2.89e3		3.38	3.08	16.6	8.89	88.9		NO
5	5 PFHxA	313.2 > 268.9	1.94e4	8.28e3		3.48	3.18	11.7	9.81	98.1		NO
6	6 PFPeS	349.1>80.1	3.09e3	2.89e3		3.67	3.37	13.4	9.26	92.6		NO
7	7 PFHpA	363.0 > 318.9	1.78e4	2.20e4		4.10	3.79	10.1	8.77	87.7		NO
8	8 L-PFHxS	398.9 > 79.6	2.40e3	2.12e3		4.24	3.94	14.2	8.99	89.9		NO
9	10 6:2 FTS	427.1 > 407	4.33e3	6.78e3		4.56	4.26	7.98	9.09	90.9		NO
10	11 L-PFOA	413 > 368.7	2.00e4	2.75e4		4.45	4.32	9.11	10.4	104.5		NO
11	13 PFHpS	449 > 80.0	2.94e3	2.75e4		4.71	4.43	1.34	7.99	79.9		NO
12	14 PFNA	463.0 > 418.8	2.19e4	2.77e4		5.04	4.75	9.86	8.96	89.6		NO
13	15 PFOSA	498.1 > 77.8	3.65e3	5.28e3		5.09	4.83	8.65	9.60	96.0		NO
14	16 L-PFOS	499 > 79.9	3.96e3	6.08e3		5.11	4.84	8.14	7.66	76.6		NO
15	18 PFDA	513 > 468.8	2.04e4	2.85e4		5.40	5.13	8.94	8.58	85.8		NO
16	19 8:2 FTS	527 > 506.9	5.36e3	5.70e3		5.38	5.10	11.8	9.94	99.4		NO
17	20 PFNS	549.1>80.1	2.83e3	6.08e3		5.46	5.19	5.82	7.01	70.1		NO
18	21 N-MeFOSAA	570.1 > 419	1.20e4	1.30e4		5.55	5.28	11.6	8.37	83.7		NO
19	22 N-EtFOSAA	584.2 > 419	9.46e3	1.19e4		5.70	5.44	9.92	11.1	111.3		NO
20	23 PFUdA	563.0 > 518.9	2.15e4	3.24e4		5.72	5.45	8.31	8.47	84.7		NO
21	24 PFDS	598.8 > 80	4.14e3	3.24e4		5.76	5.50	1.60	8.56	85.6		NO
22	25 PFDoA	612.9 > 569.0	2.46e4	2.66e4		5.99	5.74	11.5	9.13	91.3		NO
23	26 N-MeFOSA	512.1 > 168.9		3.24e4		5.93				82.2		NO
24	27 PFTTrDA	662.9 > 618.9	2.20e4	2.66e4		6.22	5.99	10.3	8.22	82.2		NO
25	28 PFTeDA	712.9 > 668.8	2.22e4	2.09e4		6.41	6.21	13.3	9.19	91.9		NO
26	29 N-EtFOSA	526.1 > 168.9		4.75e4		6.25				NO		NO
27	30 PFHxDA	813.1 > 768.6		1.59e4		6.69				NO		NO
28	31 PFODA	913.1 > 868.8		1.59e4		6.90				NO		NO
29	32 N-MeFOSE	616.1 > 58.9		3.65e4		6.31				NO		NO
30	33 N-EtFOSE	630.1 > 58.9		2.75e4		6.45				NO		NO
31	34 13C3-PFBA	216.1 > 171.8	9.48e3	1.25e4	0.829	1.73	1.44	9.45	11.4	91.2		NO

*ⓐ*  
*ⓑ*

*✓ 1/18 3/8/18*  
*Qm*  
*3/10/18*

Dataset: F:\Projects\PFAS.PRO\Results\180307M1\180307M1-13.qld

Last Altered: Thursday, March 08, 2018 13:09:24 Pacific Standard Time

Printed: Thursday, March 08, 2018 13:09:36 Pacific Standard Time

Name: 180307M1\_17, Date: 07-Mar-2018, Time: 19:04:07, ID: ICV180307M1-1 PFC ICV 18C0601, Description: PFC ICV 18C0601

	# Name	Trace	Area	IS Area	RRF	Pred.RT	RT	y Axis Resp.	Conc.	%Rec	Recovery Out
32	35 13C3-PFPeA	266. > 221.8	2.42e4	3.13e4	0.814	2.70	2.41	9.64	11.8	94.7	NO
33	36 13C3-PFBS	302. > 98.8	2.89e3	3.13e4	0.096	2.98	2.68	1.15	12.0	95.9	NO
34	37 13C2-PFHxA	315 > 269.8	8.28e3	3.13e4	0.697	3.48	3.18	3.31	4.74	94.8	NO
35	38 13C4-PFHpA	367.2 > 321.8	2.20e4	3.13e4	0.683	4.10	3.79	8.78	12.8	102.7	NO
36	39 18O2-PFHxS	403.0 > 102.6	2.12e3	6.80e3	0.387	4.24	3.94	3.89	10.0	80.4	NO
37	40 13C2-6:2 FTS	429.1 > 408.9	6.78e3	2.48e4	0.238	4.56	4.26	3.41	14.4	114.8	NO
38	41 13C2-PFOA	414.9 > 369.7	2.75e4	2.48e4	1.079	4.61	4.32	13.8	12.8	102.4	NO
39	42 13C5-PFNA	468.2 > 422.9	2.77e4	3.40e4	0.853	5.04	4.75	10.2	11.9	95.4	NO
40	43 13C8-PFOSA	506.1 > 77.7	5.28e3	3.53e4	0.159	5.09	4.83	1.87	11.7	93.7	NO
41	44 13C8-PFOS	507.0 > 79.9	6.08e3	6.57e3	0.934	5.11	4.84	11.6	12.4	99.0	NO
42	45 13C2-PFDA	515.1 > 469.9	2.85e4	2.77e4	0.898	5.40	5.13	12.8	14.3	114.3	NO
43	46 13C2-8:2 FTS	529.1 > 508.7	5.70e3	3.13e4	0.170	5.38	5.10	2.27	13.4	107.1	NO
44	47 d3-N-MeFOSAA	573.3 > 419	1.30e4	3.53e4	0.372	5.55	5.28	4.59	12.3	98.6	NO
45	48 d5-N-EtFOSAA	589.3 > 419	1.19e4	3.53e4	0.385	5.70	5.44	4.22	11.0	87.7	NO
46	49 13C2-PFUdA	565 > 519.8	3.24e4	3.53e4	0.961	5.72	5.45	11.5	11.9	95.5	NO
47	50 13C2-PFDoA	615.0 > 569.7	2.66e4	3.53e4	0.864	5.99	5.74	9.43	10.9	87.4	NO
48	51 d3-N-MeFOSA	515.2 > 168.9	3.24e4	3.53e4	0.080	5.93	6.00	11.5	144	96.0	NO
49	52 13C2-PFTeDA	714.8 > 669.6	2.09e4	3.53e4	0.692	6.41	6.21	7.39	10.7	85.4	NO
50	53 d5-N-ETFOSA	531.1 > 168.9	4.75e4	3.53e4	0.113	6.25	6.40	16.8	148	98.9	NO
51	54 13C2-PFHxDA	815 > 769.7	1.59e4	3.53e4	1.397	6.69	6.55	5.62	4.02	80.5	NO
52	55 d7-N-MeFOSE	623.1 > 58.9	3.65e4	3.53e4	0.090	6.31	6.50	12.9	144	96.2	NO
53	56 d9-N-EtFOSE	639.2 > 58.8	2.75e4	3.53e4	0.084	6.45	6.65	9.74	116	77.3	NO
54	57 13C4-PFBA	217. > 171.8	1.25e4	1.25e4	1.000	1.73	1.44	12.5	12.5	100.0	NO
55	58 13C5-PFHxA	318 > 272.9	3.13e4	3.13e4	1.000	3.48	3.18	12.5	12.5	100.0	NO
56	59 13C3-PFHxS	401.9 > 79.9	6.80e3	6.80e3	1.000	4.24	3.94	12.5	12.5	100.0	NO
57	60 13C8-PFOA	421.3 > 376	2.48e4	2.48e4	1.000	4.61	4.32	12.5	12.5	100.0	NO
58	61 13C9-PFNA	472.2 > 426.9	3.40e4	3.40e4	1.000	4.70	4.75	12.5	12.5	100.0	NO
59	62 13C4-PFOS	503 > 79.9	6.57e3	6.57e3	1.000	5.11	4.84	12.5	12.5	100.0	NO
60	63 13C6-PFDA	519.1 > 473.7	2.77e4	2.77e4	1.000	5.40	5.13	12.5	12.5	100.0	NO
61	64 13C7-PFUdA	570.1 > 524.8	3.53e4	3.53e4	1.000	5.72	5.45	12.5	12.5	100.0	NO

Dataset: F:\Projects\PFAS.PRO\Results\180307M1\180307M1-13.qld

Last Altered: Thursday, March 08, 2018 13:09:24 Pacific Standard Time

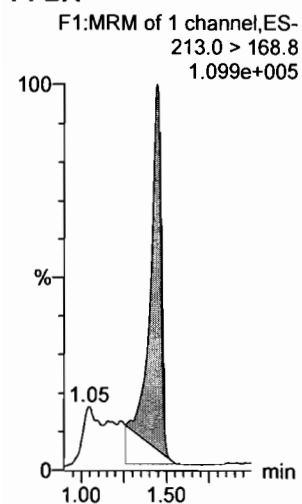
Printed: Thursday, March 08, 2018 13:09:36 Pacific Standard Time

Method: F:\Projects\PFAS.PRO\MethDB\PFAS\_FULL\_80C\_030718.mdb 08 Mar 2018 11:59:09

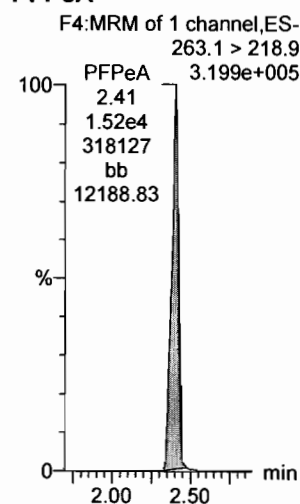
Calibration: F:\Projects\PFAS.PRO\CurveDB\C18\_VAL-PFAS\_Q4\_03-07-18-FULL.cdb 08 Mar 2018 13:04:56

Name: 180307M1\_17, Date: 07-Mar-2018, Time: 19:04:07, ID: ICV180307M1-1 PFC ICV 18C0601, Description: PFC ICV 18C0601

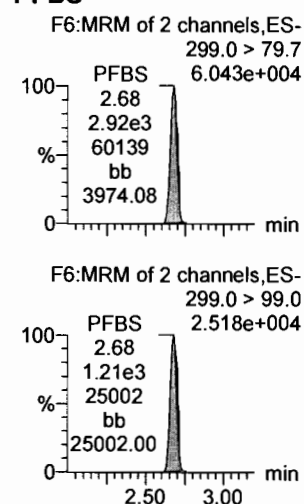
**PFBA**




**PFPeA**



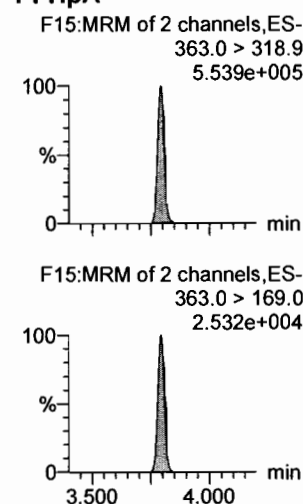
**PFBS**




**PFHxA**



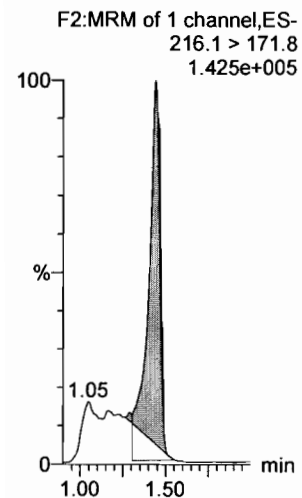
**PFHpA**



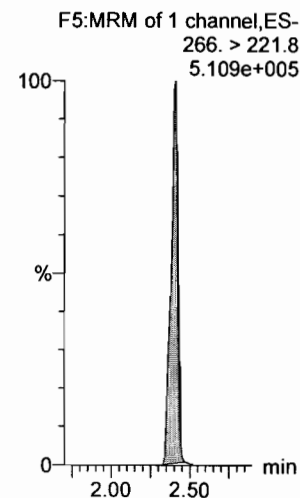
**L-PFHxS**



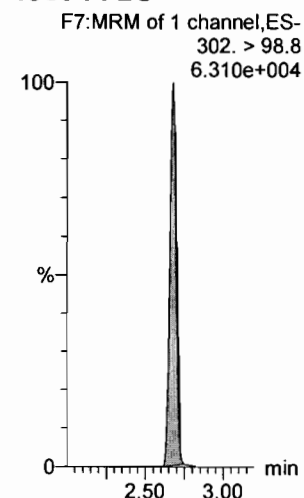
**13C3-PFBA**



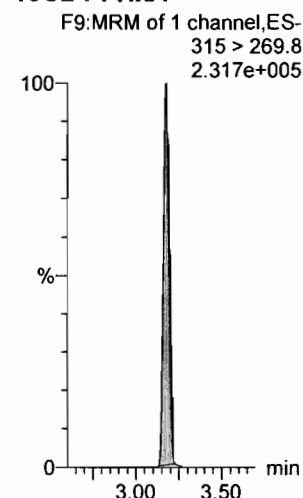
**13C3-PFPeA**



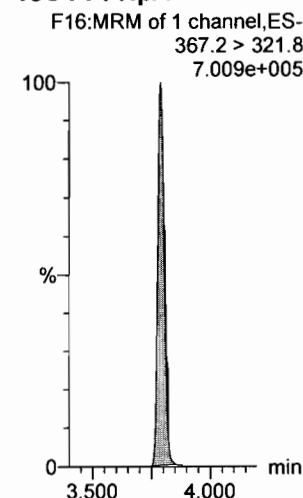
**13C3-PFBS**



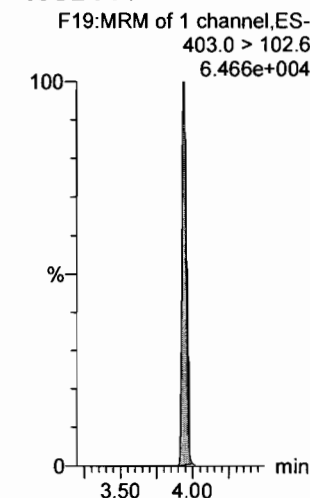
**13C2-PFHxA**



**13C4-PFHpA**



**18O2-PFHxS**



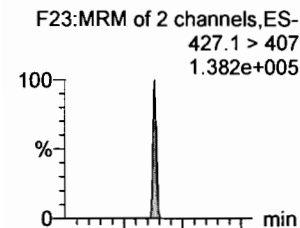
Dataset: F:\Projects\PFAS.PRO\Results\180307M1\180307M1-13.qld

Last Altered: Thursday, March 08, 2018 13:09:24 Pacific Standard Time

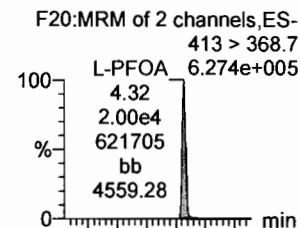
Printed: Thursday, March 08, 2018 13:09:36 Pacific Standard Time

Name: 180307M1\_17, Date: 07-Mar-2018, Time: 19:04:07, ID: ICV180307M1-1 PFC ICV 18C0601, Description: PFC ICV 18C0601

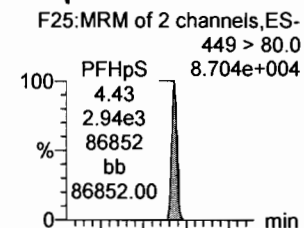
**6:2 FTS**



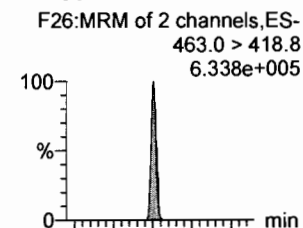
**L-PFOA**



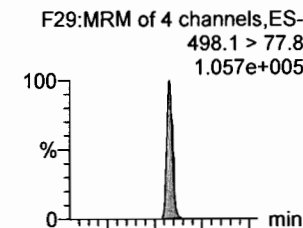
**PFHpS**



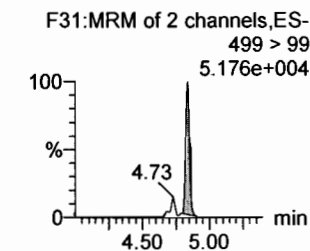
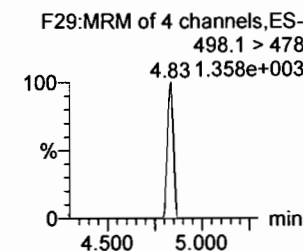
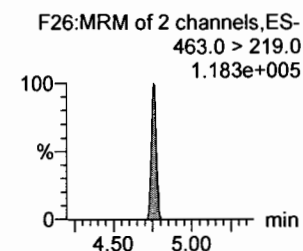
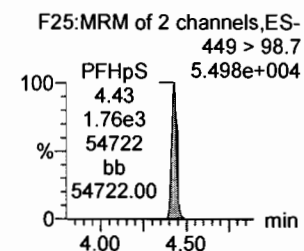
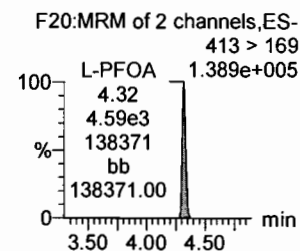
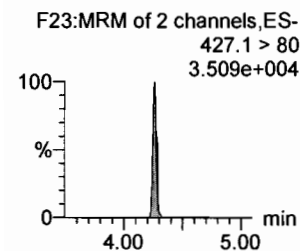
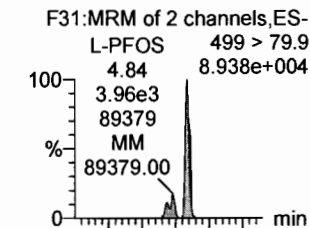
**PFNA**



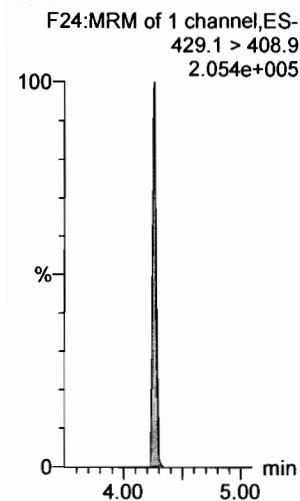
**PFOSA**



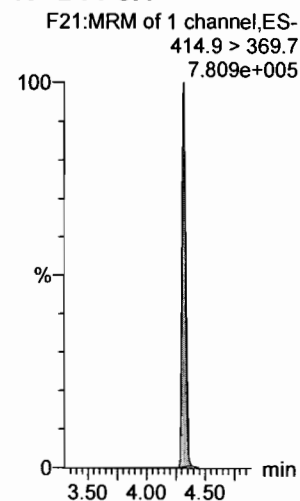
**L-PFOS**




**13C2-6:2 FTS**



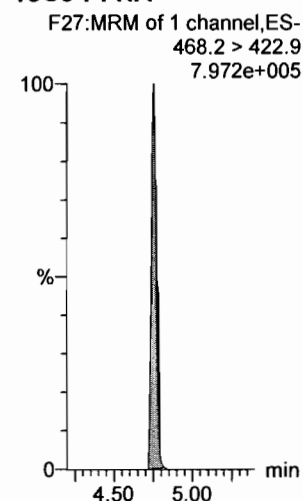
**13C2-PFOA**



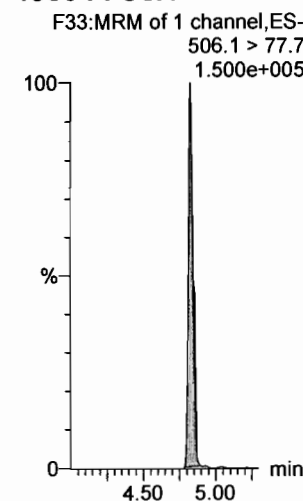
**13C2-PFOA**



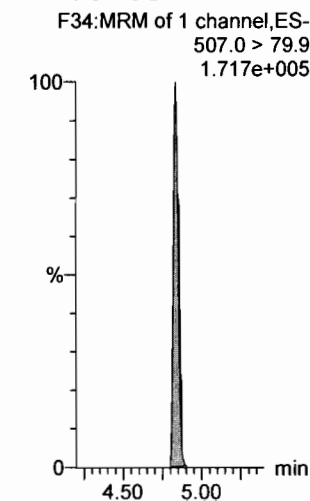
**13C5-PFNA**



**13C8-PFOA**



**13C8-PFOS**





Dataset: F:\Projects\PFAS.PRO\Results\180307M1\180307M1-13.qld


Last Altered: Thursday, March 08, 2018 13:09:24 Pacific Standard Time

Printed: Thursday, March 08, 2018 13:09:36 Pacific Standard Time

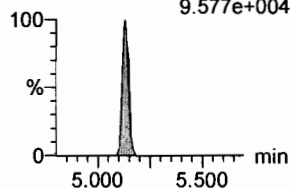
Name: 180307M1\_17, Date: 07-Mar-2018, Time: 19:04:07, ID: ICV180307M1-1 PFC ICV 18C0601, Description: PFC ICV 18C0601

**PFDA**

F36:MRM of 2 channels,ES-  
513 > 468.8  
5.923e+005

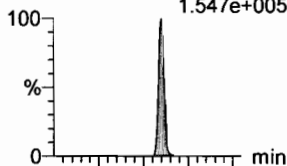


F36:MRM of 2 channels,ES-  
513 > 219  
9.577e+004

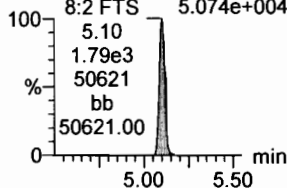


**8:2 FTS**

F41:MRM of 2 channels,ES-  
527 > 506.9  
1.547e+005

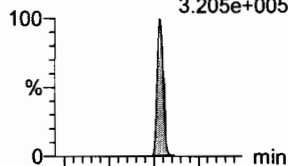


F41:MRM of 2 channels,ES-  
527 > 80  
5.074e+004

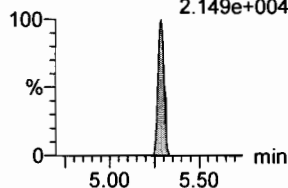


**N-MeFOSAA**

F47:MRM of 2 channels,ES-  
570.1 > 419  
3.205e+005

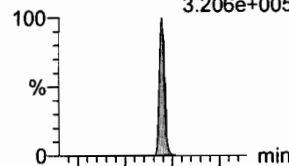


F47:MRM of 2 channels,ES-  
570.1 > 483.0  
2.149e+004

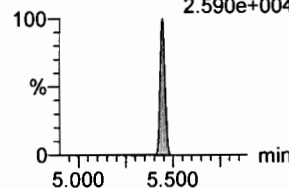


**N-EtFOSAA**

F50:MRM of 2 channels,ES-  
584.2 > 419  
3.206e+005

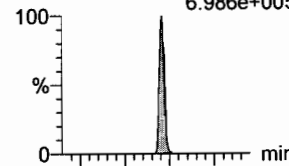


F50:MRM of 2 channels,ES-  
584.2 > 483.0  
2.590e+004

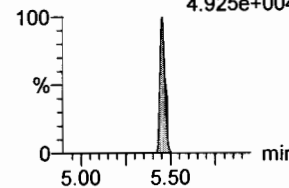


**PFUdA**

F45:MRM of 2 channels,ES-  
563.0 > 518.9  
6.986e+005

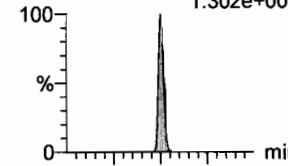


F45:MRM of 2 channels,ES-  
563.0 > 269  
4.925e+004

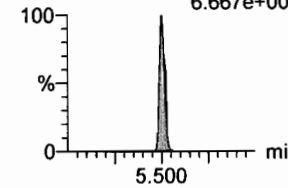


**PFDS**

F52:MRM of 2 channels,ES-  
598.8 > 80  
1.302e+005

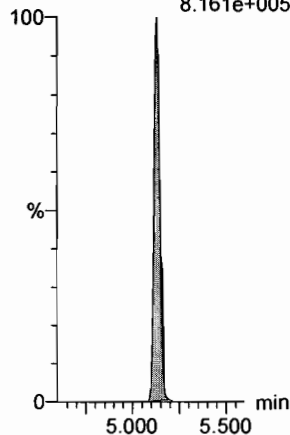


F52:MRM of 2 channels,ES-  
598.8 > 98.7  
6.667e+004



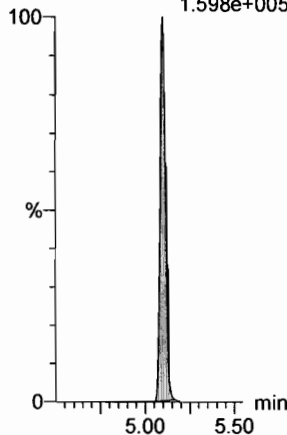
**13C2-PFDA**

F37:MRM of 1 channel,ES-  
515.1 > 469.9  
8.161e+005



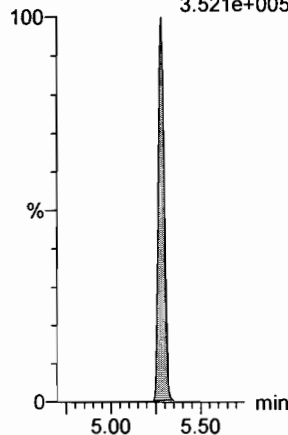
**13C2-8:2 FTS**

F42:MRM of 1 channel,ES-  
529.1 > 508.7  
1.598e+005



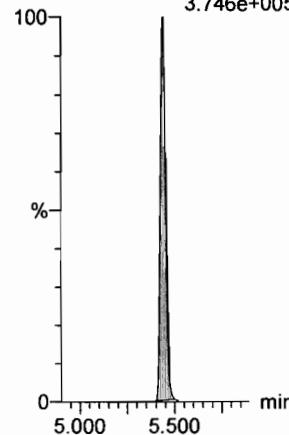
**d3-N-MeFOSAA**

F49:MRM of 1 channel,ES-  
573.3 > 419  
3.521e+005



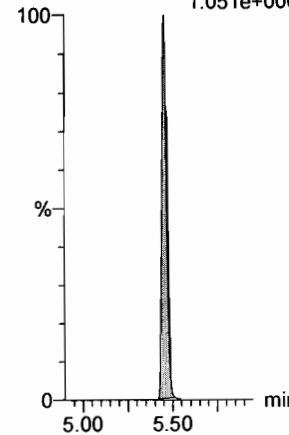
**d5-N-EtFOSAA**

F51:MRM of 1 channel,ES-  
589.3 > 419  
3.746e+005



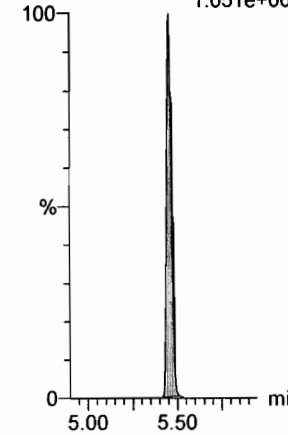
**13C2-PFUdA**

F46:MRM of 1 channel,ES-  
565 > 519.8  
1.051e+006



**13C2-PFUdA**

F46:MRM of 1 channel,ES-  
565 > 519.8  
1.051e+006

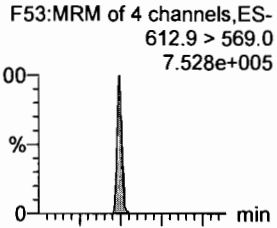


Dataset: F:\Projects\PFAS.PRO\Results\180307M1\180307M1-13.qld

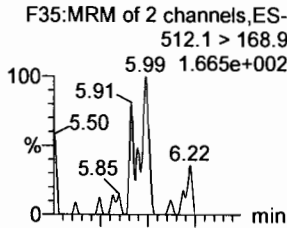
Last Altered: Thursday, March 08, 2018 13:09:24 Pacific Standard Time  
Printed: Thursday, March 08, 2018 13:09:36 Pacific Standard Time

Name: 180307M1\_17, Date: 07-Mar-2018, Time: 19:04:07, ID: ICV180307M1-1 PFC ICV 18C0601, Description: PFC ICV 18C0601

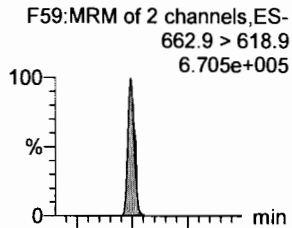
**PFDaA**



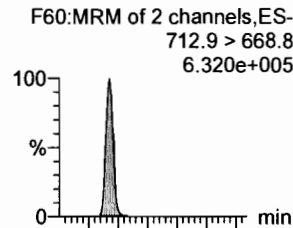
**N-MeFOSA**



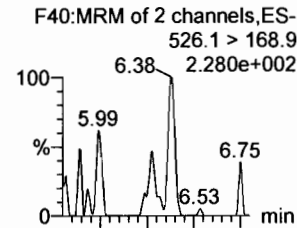
**PFTrDA**



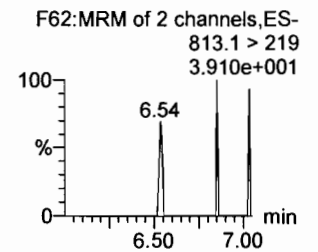
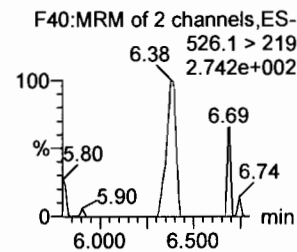
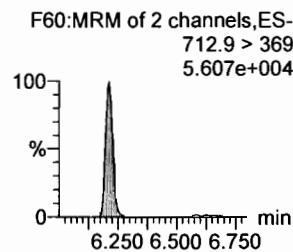
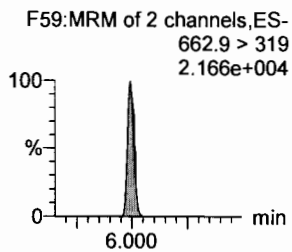
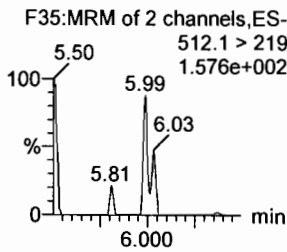
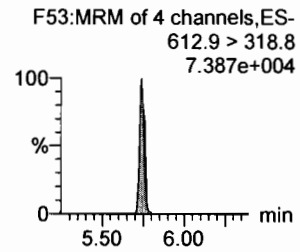
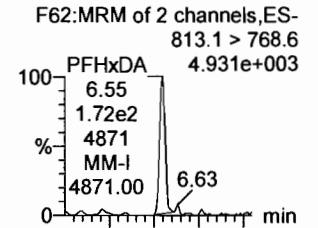
**PFTeDA**



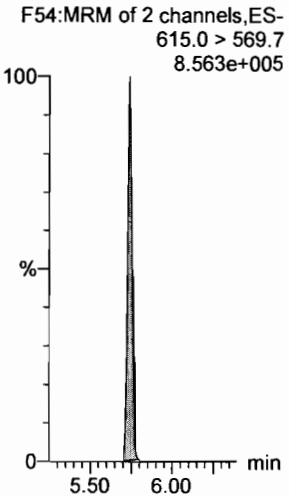
**N-EtFOSA**



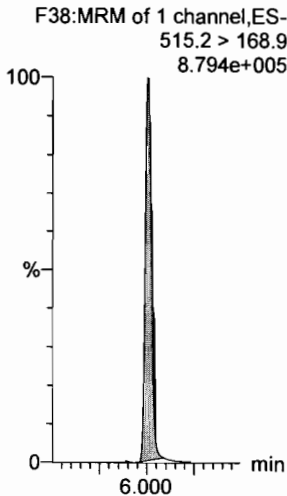
**PFHxDA**



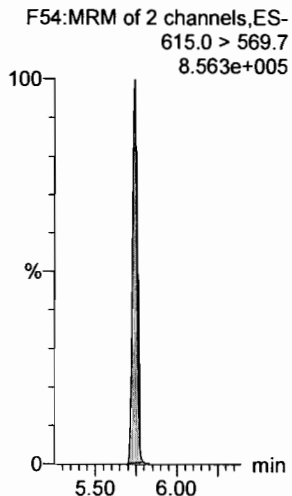
**13C2-PFDaA**



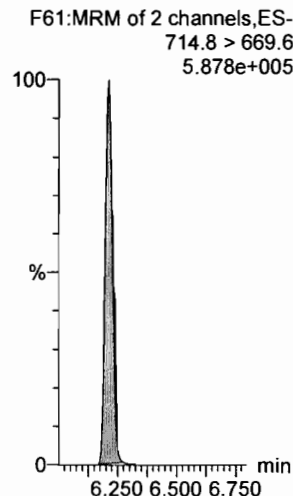
**d3-N-MeFOSA**



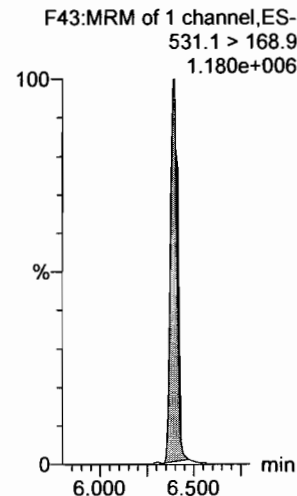
**13C2-PFDaA**



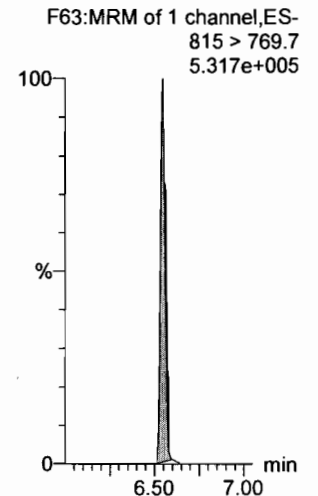
**13C2-PFTeDA**



**d5-N-ETFOSA**



**13C2-PFHxDA**



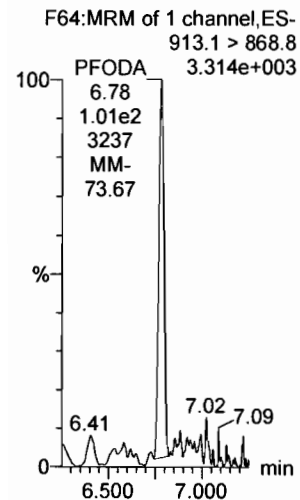
Dataset: F:\Projects\PFAS.PRO\Results\180307M1\180307M1-13.qld

Last Altered: Thursday, March 08, 2018 13:09:24 Pacific Standard Time

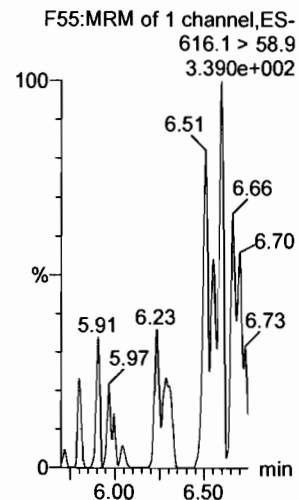
Printed: Thursday, March 08, 2018 13:09:36 Pacific Standard Time

Name: 180307M1\_17, Date: 07-Mar-2018, Time: 19:04:07, ID: ICV180307M1-1 PFC ICV 18C0601, Description: PFC ICV 18C0601

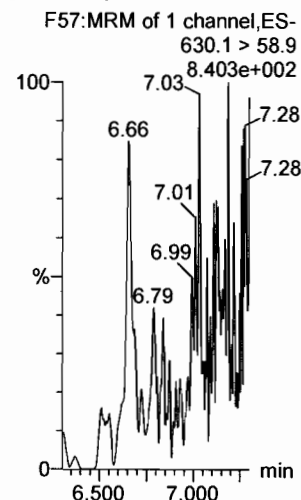
**PFODA**



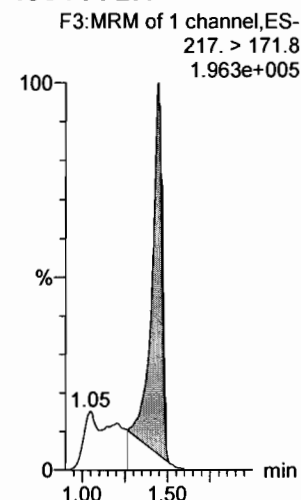
**N-MeFOSE**



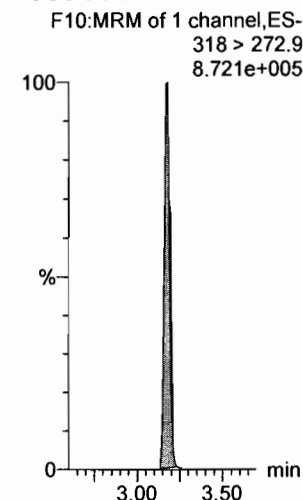
**N-EtFOSE**



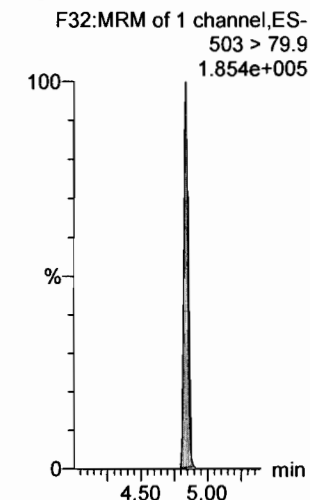
**13C4-PFBA**



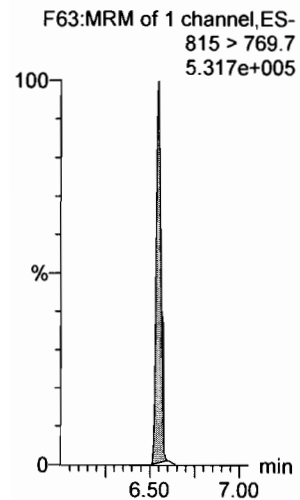
**13C5-PFHxA**



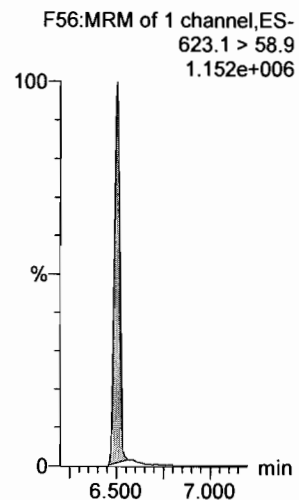
**13C4-PFOS**



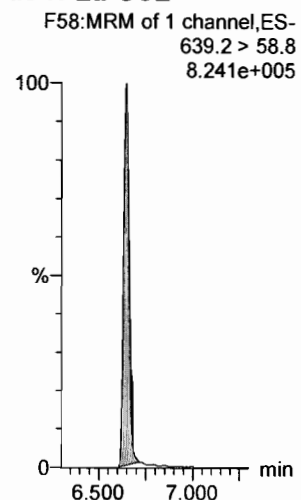
**13C2-PFHxDA**



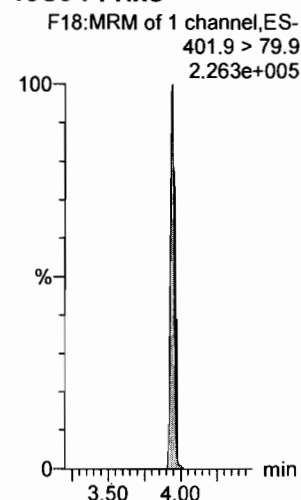
**d7-N-MeFOSE**



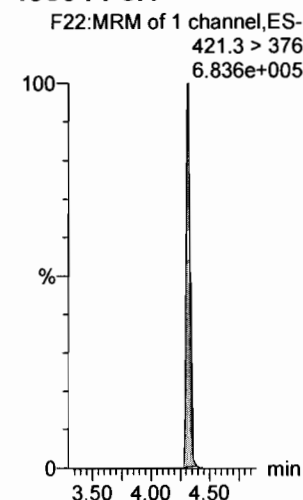
**d9-N-EtFOSE**



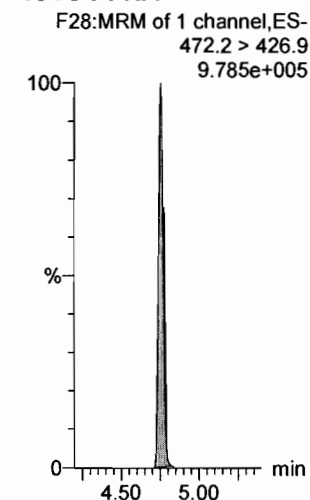
**13C3-PFHxS**



**13C8-PFOA**



**13C9-PFNA**



Dataset: F:\Projects\PFAS.PRO\Results\180307M1\180307M1-13.qld

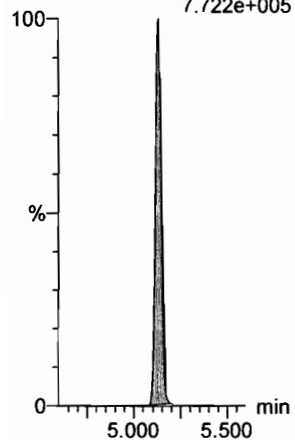
Last Altered: Thursday, March 08, 2018 13:09:24 Pacific Standard Time

Printed: Thursday, March 08, 2018 13:09:36 Pacific Standard Time

Name: 180307M1\_17, Date: 07-Mar-2018, Time: 19:04:07, ID: ICV180307M1-1 PFC ICV 18C0601, Description: PFC ICV 18C0601

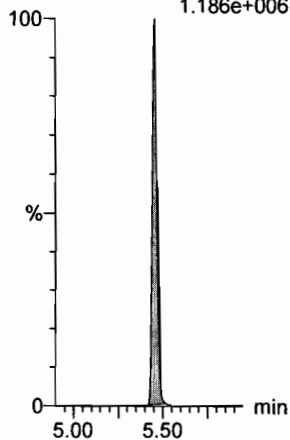
13C6-PFDA

F39:MRM of 1 channel,ES-  
519.1 > 473.7  
7.722e+005



13C7-PFUDa

F48:MRM of 1 channel,ES-  
570.1 > 524.8  
1.186e+006



Dataset: Untitled

Last Altered: Thursday, March 08, 2018 12:24:54 Pacific Standard Time

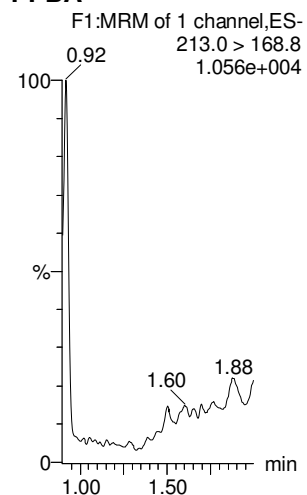
Printed: Thursday, March 08, 2018 12:25:10 Pacific Standard Time

Method: F:\Projects\PFAS.PRO\MethDB\PFAS\_FULL\_80C\_030718.mdb 08 Mar 2018 11:59:09

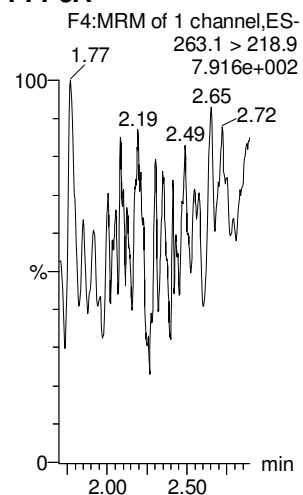
Calibration: F:\Projects\PFAS.PRO\CurveDB\C18\_VAL-PFAS\_Q4\_03-07-18-FULL.cdb 08 Mar 2018 11:58:32

Name: 180307M1\_16, Date: 07-Mar-2018, Time: 18:52:38, ID: IPA, Description: IPA

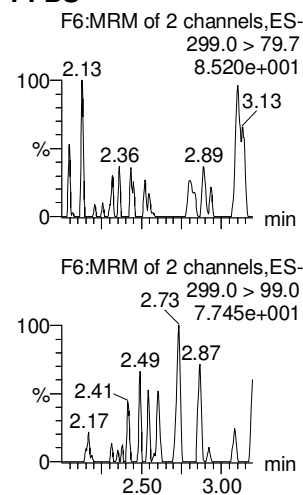
**PFBA**



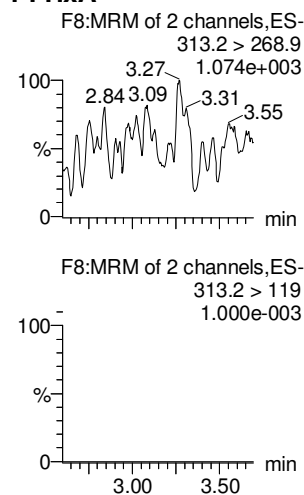
**PFPeA**



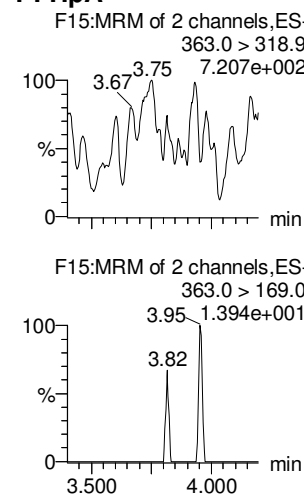
**PFBS**



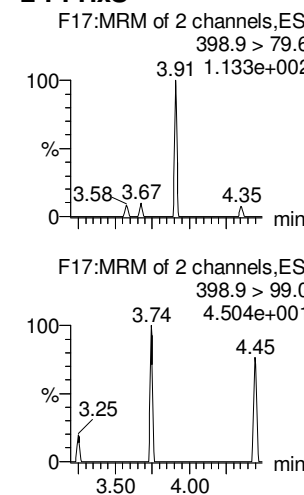
**PFHxA**



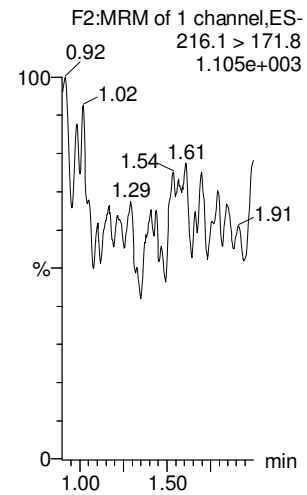
**PFHpA**



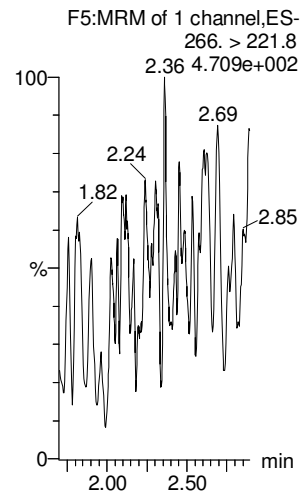
**L-PFHxS**



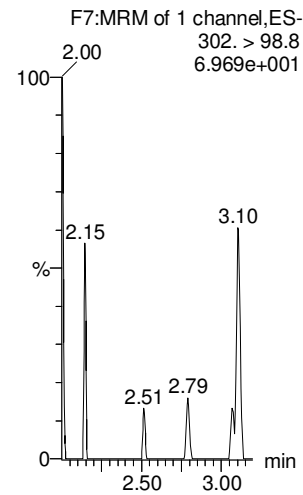
**13C3-PFBA**



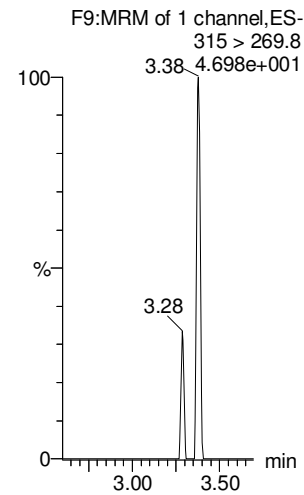
**13C3-PFPeA**



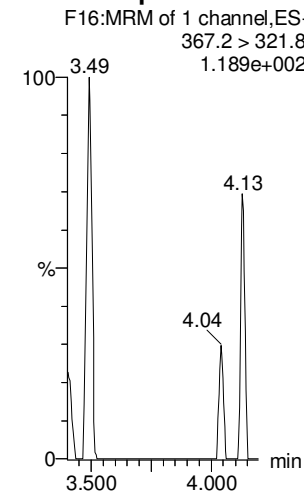
**13C3-PFBS**



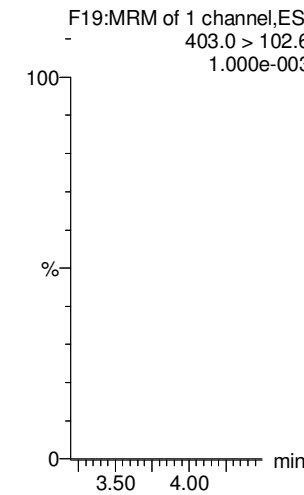
**13C2-PFHxA**



**13C4-PFHpA**



**18O2-PFHxS**



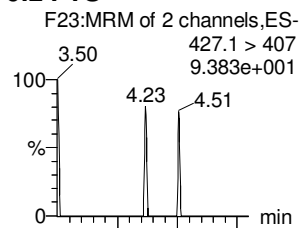
Dataset: Untitled

Last Altered: Thursday, March 08, 2018 12:24:54 Pacific Standard Time

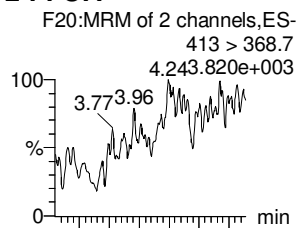
Printed: Thursday, March 08, 2018 12:25:10 Pacific Standard Time

Name: 180307M1\_16, Date: 07-Mar-2018, Time: 18:52:38, ID: IPA, Description: IPA

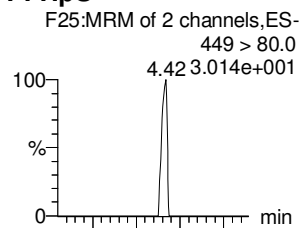
**6:2 FTS**



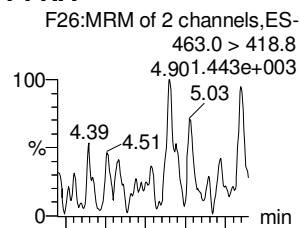
**L-PFOA**



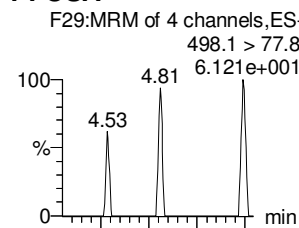
**PFHpS**



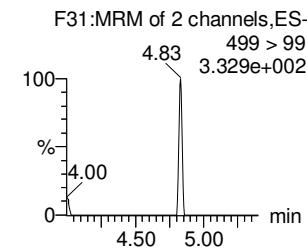
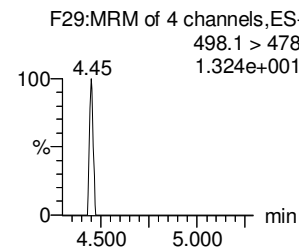
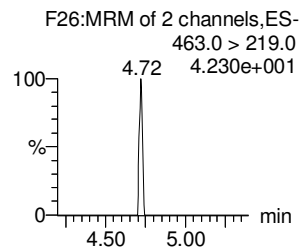
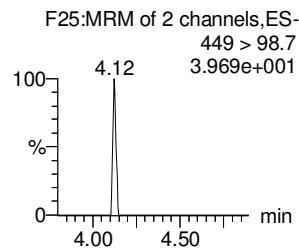
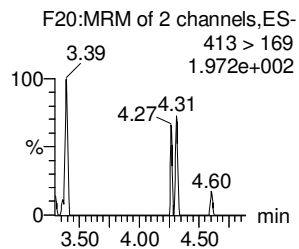
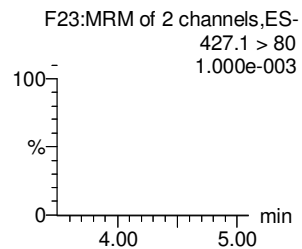
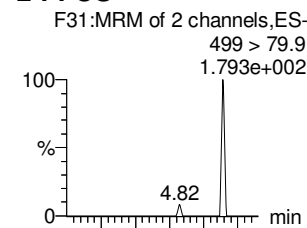
**PFNA**



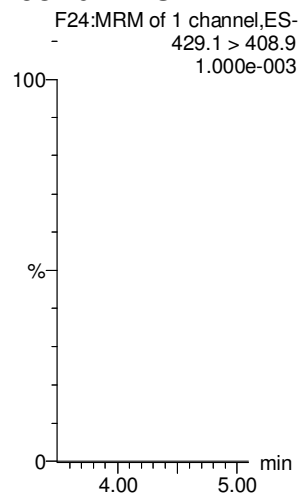
**PFOSA**



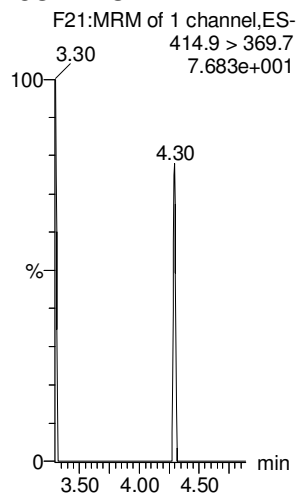
**L-PFOS**



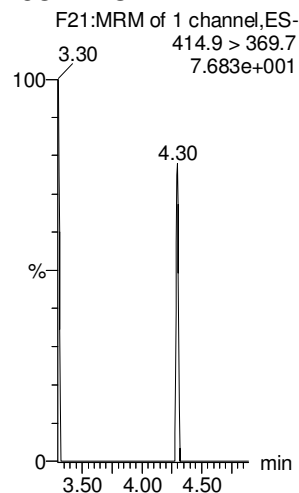
**13C2-6:2 FTS**



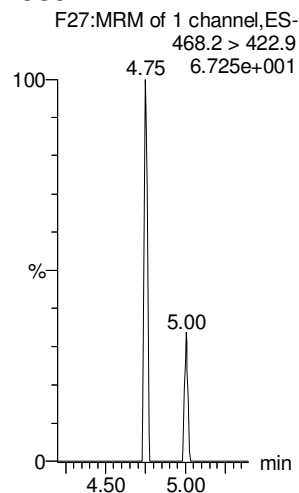
**13C2-PFOA**



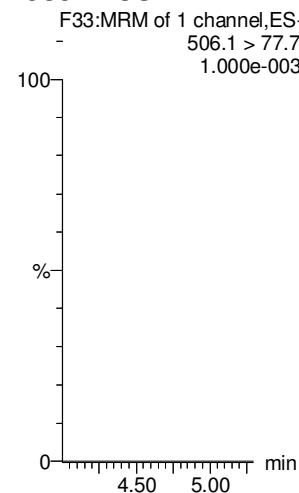
**13C2-PFOA**



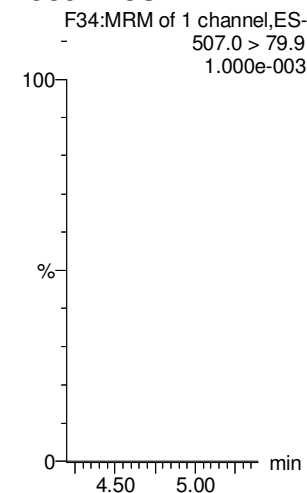
**13C5-PFNA**



**13C8-PFOSA**



**13C8-PFOS**

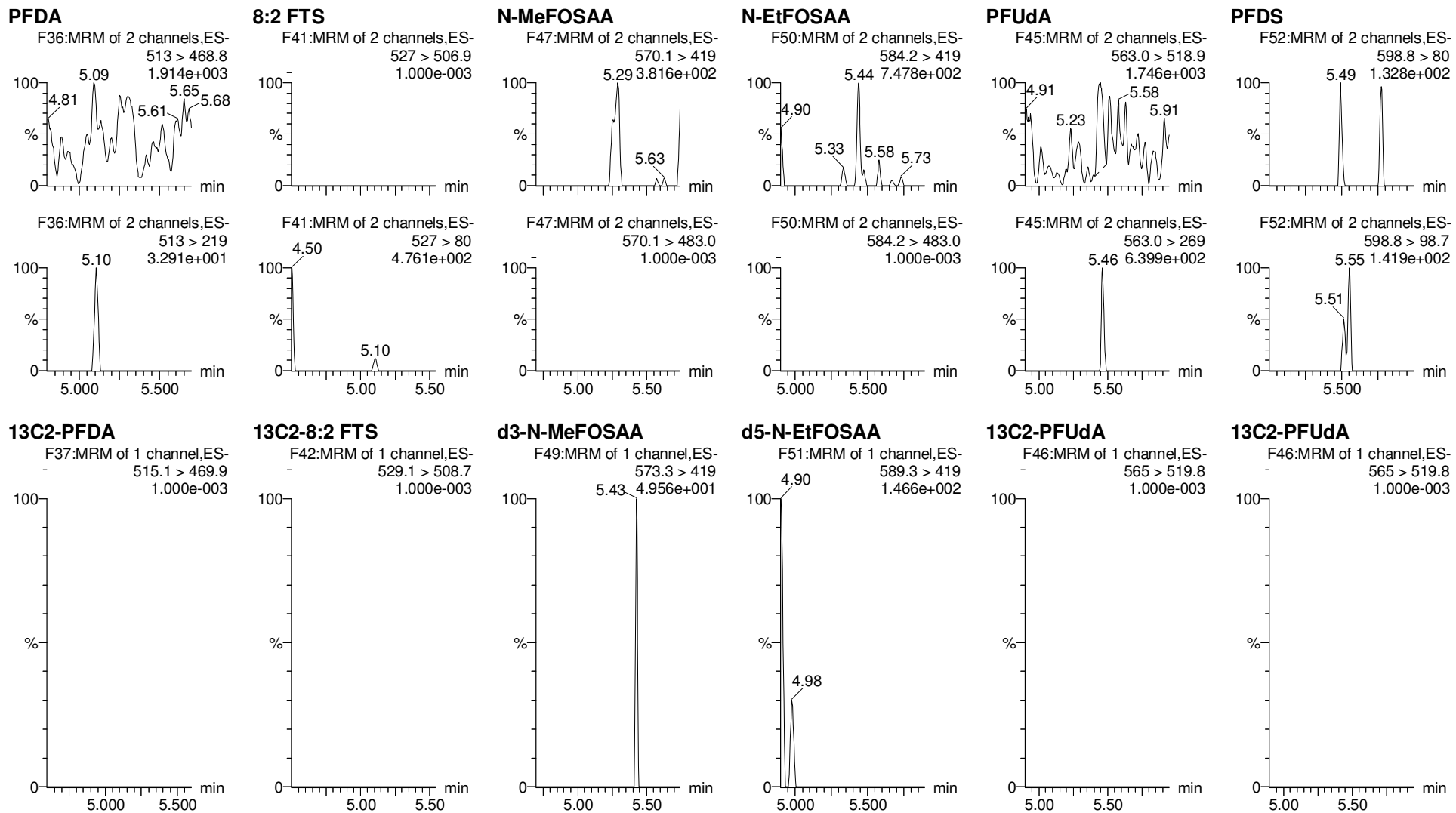


Dataset: Untitled

Last Altered: Thursday, March 08, 2018 12:24:54 Pacific Standard Time

Printed: Thursday, March 08, 2018 12:25:10 Pacific Standard Time

Name: 180307M1\_16, Date: 07-Mar-2018, Time: 18:52:38, ID: IPA, Description: IPA



Dataset: Untitled

Last Altered: Thursday, March 08, 2018 12:24:54 Pacific Standard Time

Printed: Thursday, March 08, 2018 12:25:10 Pacific Standard Time

Name: 180307M1\_16, Date: 07-Mar-2018, Time: 18:52:38, ID: IPA, Description: IPA

**PFDaA**

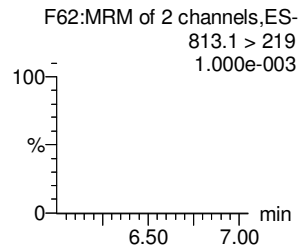
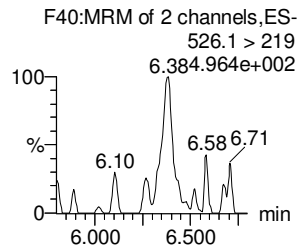
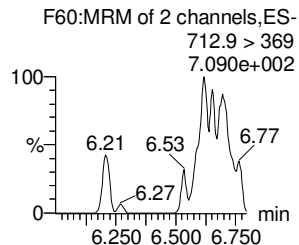
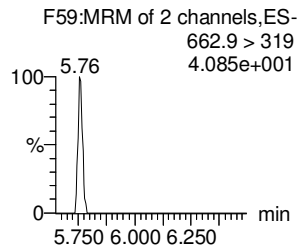
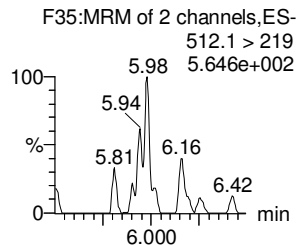
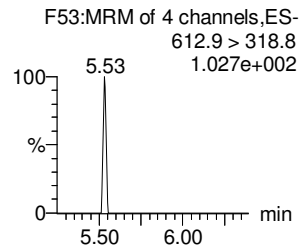
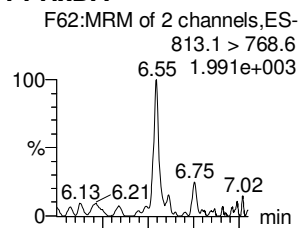
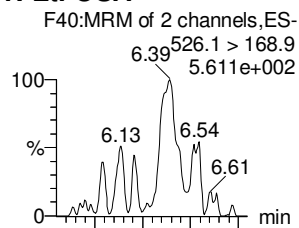
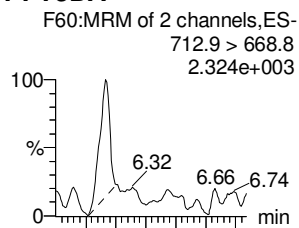
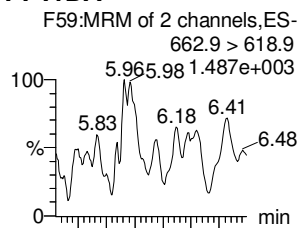
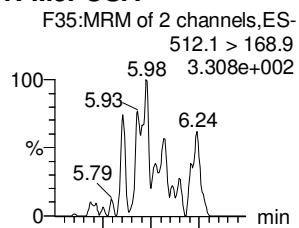
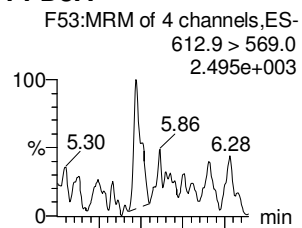
**N-MeFOSA**

**PFTrDA**

**PFTeDA**

**N-EtFOSA**

**PFHxDA**



**13C2-PFDaA**

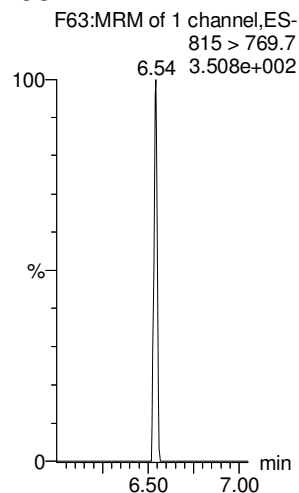
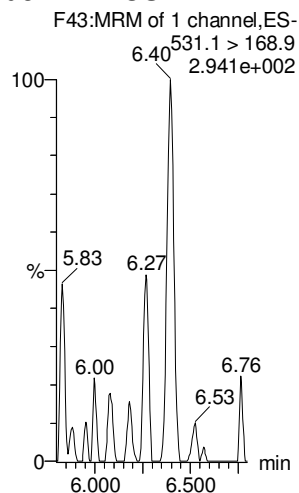
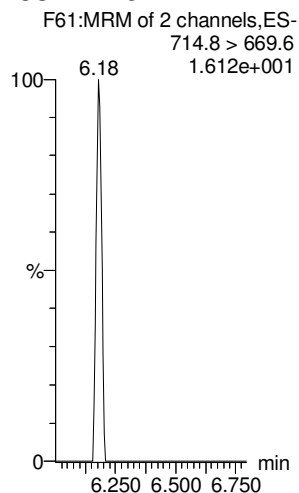
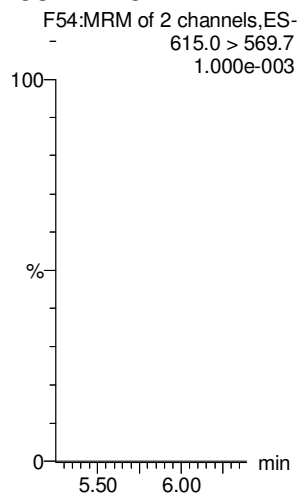
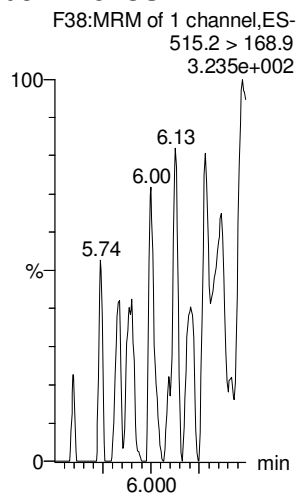
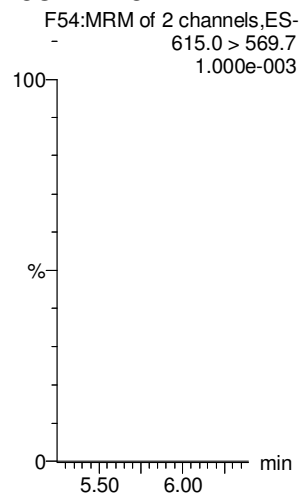
**d3-N-MeFOSA**

**13C2-PFDaA**

**13C2-PFTeDA**

**d5-N-ETFOSA**

**13C2-PFHxDA**





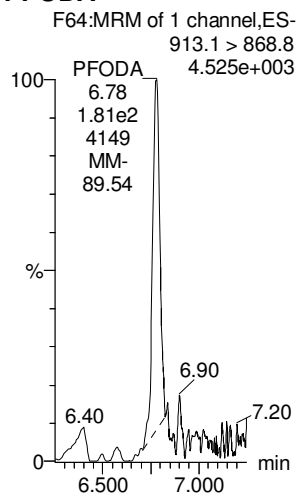
Dataset: Untitled

Last Altered: Thursday, March 08, 2018 12:24:54 Pacific Standard Time

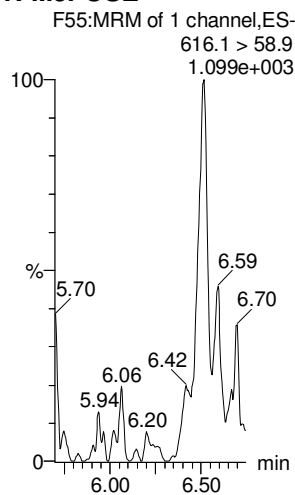
Printed: Thursday, March 08, 2018 12:25:10 Pacific Standard Time

Name: 180307M1\_16, Date: 07-Mar-2018, Time: 18:52:38, ID: IPA, Description: IPA

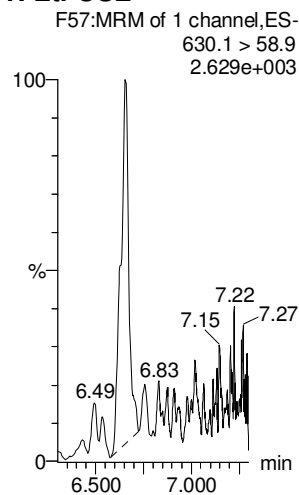
**PFODA**



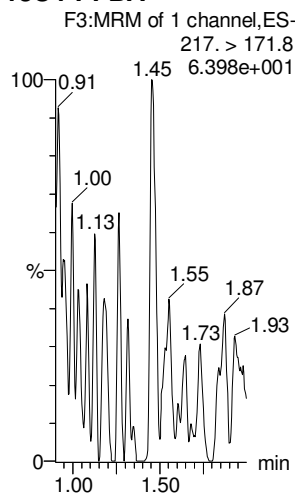
**N-MeFOSE**



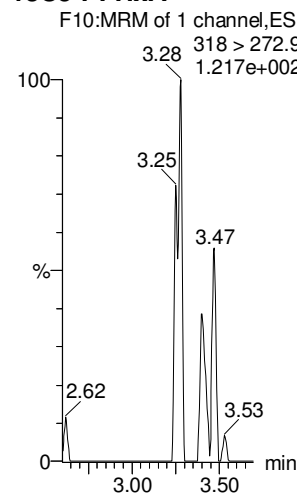
**N-EtFOSE**



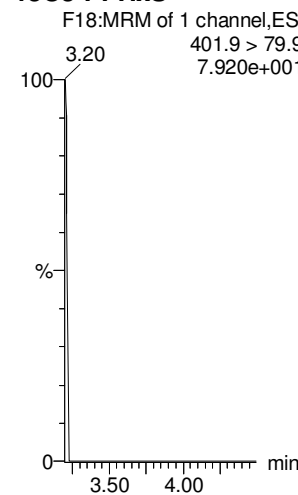
**13C4-PFBA**



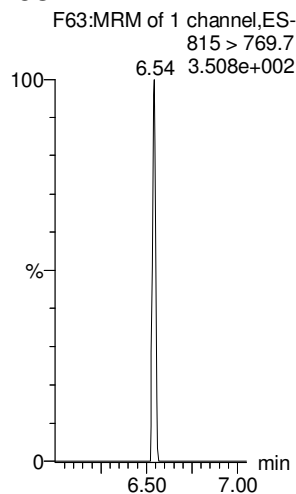
**13C5-PFHxA**



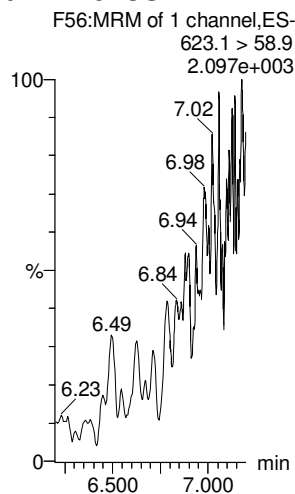
**13C3-PFHxS**



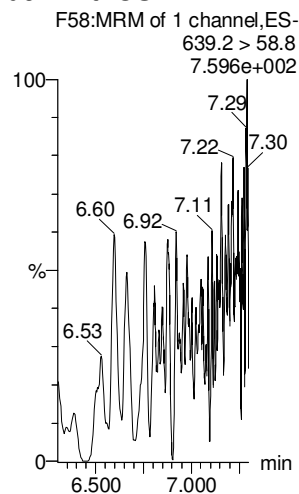
**13C2-PFHxDA**



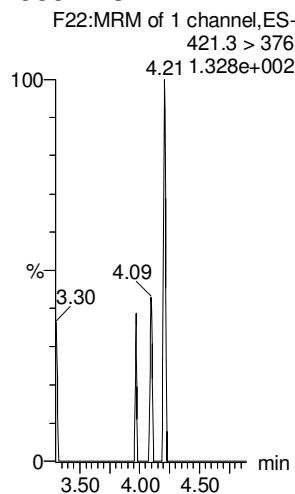
**d7-N-MeFOSE**



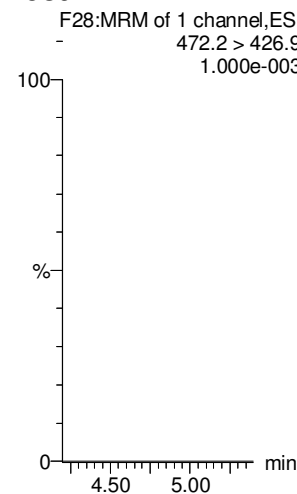
**d9-N-EtFOSE**



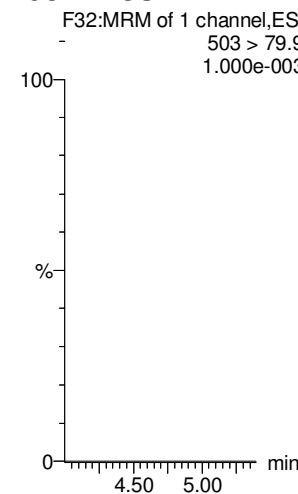
**13C8-PFOA**



**13C9-PFNA**



**13C4-PFOS**



Dataset: Untitled

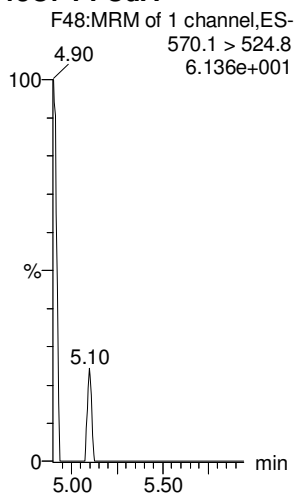
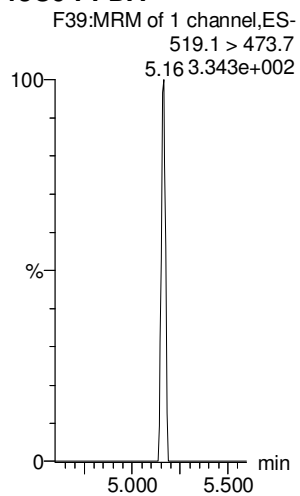
Last Altered: Thursday, March 08, 2018 12:24:54 Pacific Standard Time

Printed: Thursday, March 08, 2018 12:25:10 Pacific Standard Time

Name: 180307M1\_16, Date: 07-Mar-2018, Time: 18:52:38, ID: IPA, Description: IPA

13C6-PFDA

13C7-PFUdA

















**DATA VALIDATION SUMMARY REPORT  
NALF FENTRESS, VIRGINIA**

Client: CH2M HILL, Inc., Corvallis, Oregon  
 SDG: 1800284  
 Laboratory: Vista Analytical Laboratory, El Dorado Hills, California  
 Site: NALF Fentress, CTO-WE01, Virginia  
 Date: March 21, 2018

PFCs			
EDS ID	Client Sample ID	Laboratory Sample ID	Matrix
1	OF-RW65-0218	1800284-01	Water
2	OF-RW65P-0218	1800284-02	Water
3	OF-FB65-0218	1800284-03	Water
4	OF-RW49-0218	1800284-04	Water
5	OF-FB49-0218	1800284-05	Water
6	OF-RW41-0218	1800284-06	Water
6MS	OF-RW41-0218MS	1800284-06MS	Water
6MSD	OF-RW41-0218MSD	1800284-06MSD	Water
7	OF-FB41-0218	1800284-07	Water
8	OF-RW11-0218	1800284-08	Water
9	OF-FB11-0218	1800284-09	Water
10	OF-RW25-0218	1800284-10	Water
11	OF-FB25-0218	1800284-11	Water
12	OF-RW12-0218	1800284-12	Water
13	OF-FB12-0218	1800284-13	Water
14	OF-RW09-0218	1800284-14	Water
15	OF-FB09-0218	1800284-15	Water
16	OF-RW31-0218	1800284-16	Water
17	OF-FB31-0218	1800284-17	Water

A full data validation was performed on the analytical data for nine water samples and eight aqueous field blank samples collected on February 6-8, 2018 by CH2M HILL at the NALF Fentress site in Chesapeake, Virginia. The samples were analyzed under the EPA Method “Determination of Selected Perfluorinated Alkyl Acids in Drinking Water by Solid Phase Extraction and Liquid Chromatography/Tandem Mass Spectrometry (LC/MS/MS)”.

Specific method references are as follows:

Analysis  
PFCs

Method References  
USEPA Method 537 Modified

The data have been validated according to the protocols and quality control (QC) requirements of the analytical method, and the U.S. Department of Defense (DoD) Quality Systems Manual (QSM),

Version 5.0 (July 2013) and the USEPA National Functional Guidelines for Organic Data Review as follows:

- The USEPA “Contract Laboratories Program National Functional Guidelines for Superfund Organic Methods Data Review,” January 2017;
- and the reviewer's professional judgment.

The following data quality indicators were reviewed for this report:

### ***Organics***

- Date Completeness, Case Narrative & Custody Documentation
- Holding times
- Liquid Chromatography/Mass Spectrometry (LC/MS) Tuning
- Initial and continuing calibration summaries
- Method blank and field QC blank contamination
- Surrogate Spike recoveries
- Matrix Spike/Matrix Spike Duplicate (MS/MSD) recoveries
- Laboratory Control Sample/Laboratory Control Sample Duplicate (LCS/LCSD) recoveries
- Internal standard area and retention time summary forms
- Target Compound Identification
- Compound Quantitation
- Field Duplicate sample precision

A full (Level IV) data validation was performed with this review including a recalculation of 10% of the detected results in the samples.

### **Data Usability Assessment**

There were no rejections of data.

Overall the data is acceptable for the intended purposes as qualified for the deficiencies detailed in this report.

Please note that any results qualified (U) due to blank contamination may be then qualified (J) due to another action. Therefore, the results may be qualified (UJ) due to the culmination of the blank contaminations and actions from other exceedences of QC criteria.

### **Perfluorinated Compounds (PFCs)**

#### **Data Completeness, Case Narrative & Custody Documentation**

- The case narrative and chain-of-custody documentation were included in the data package as required. All criteria were met.

### Holding Times

- All samples were extracted within 14 days for water samples and analyzed within 28 days except for the following.

EDS Sample ID	Date Collected	Date Extracted	# Days	Qualifier
16	02/08/18	02/26/18	18	J/UJ

### LC/MS Tuning

- All criteria were met.

### Initial Calibration

- All relative standard deviation (%RSD) and/or correlation coefficients criteria were met.

### Continuing Calibration

- All percent recovery (%R) and RRF criteria were met except for the following.

CCAL Date	Compound	%R	Qualifier
02/23/18	PFOA	135.7%	None - All Associated ND

### Method Blank

- The method blanks were free of contamination.

### Field QC Blank

- Field QC results are summarized below.

Blank ID	Compound	Conc. ng/L	Qualifier	Affected Samples
OF-FB65-0218	PFOA	0.814	None	All Associated ND
OF-FB49-0218	None - ND	-	-	-
OF-FB41-0218	PFOA	1.45	None	All Associated ND
OF-FB11-0218	None - ND	-	-	-
OF-FB25-0218	None - ND	-	-	-
OF-FB12-0218	None - ND	-	-	-
OF-FB09-0218	None - ND	-	-	-
OF-FB31-0218	None - ND	-	-	-

### Surrogate Spike Recoveries

- All samples exhibited acceptable surrogate %R values.

### Matrix Spike/Matrix Spike Duplicate (MS/MSD) Recoveries

- The MS/MSD samples exhibited acceptable percent recoveries (%R) and RPD values except for the following.

EDS Sample ID	Compound	MS %R/MSD %R/RPD	Qualifier	Affected Samples
6	MeFOSAA	OK/131%/OK	None	Sample ND
	PFUnA	OK/OK/35.3	None	For RPD Alone

### Laboratory Control Samples

- The LCS samples exhibited acceptable percent recoveries (%R) except for the following.

LSC ID	Compound	%R	Qualifier
B8B0071-BS1	PFDoA	136%	None - All Associated ND

### Internal Standard (IS) Area Performance

- All internal standards met response and retention time (RT) criteria except for the following.

EDS Sample ID	Compound	%R	Qualifier
16	13C2-PFBS	177%	None - See HT

### Target Compound Identification

- All mass spectra and quantitation criteria were met.

### Compound Quantitation

- All criteria were met.

### Field Duplicate Sample Precision

- Field duplicate results are summarized below. The precision was acceptable.

Compound	OF-RW65-0218 ng/L	OF-RW65P-0218 ng/L	RPD	Qualifier
PFOS	ND	1.06	NC	None

Please contact the undersigned at (757) 564-0090 if you have any questions or need further information.

Signed: Nancy Weaver  
Nancy Weaver  
Senior Chemist

Dated: 3/21/18

Data Qualifier	Definition
U	The analyte was analyzed for, but was not detected above the level of the reported sample quantitation limit.
J	The analyte is an estimated quantity. The associated numerical value is the approximate concentration of the analyte in the sample.
NJ	The analysis has been "tentatively identified" or "presumptively" as present and the associated numerical value is the estimated concentration in the samples.
UJ	The analyte was analyzed for but was not detected. The reported quantitation limit is approximate and may be inaccurate or imprecise.
R	The data are unusable. The sample results are rejected due to serious deficiencies in meeting QC criteria. The analyte may or may not be present in the samples.





**Sample ID: OF-RW65-0218**

**Modified EPA Method 537**

Client Data		Laboratory Data	
Name: CH2M Hill	Matrix: Drinking Water	Lab Sample: 1800284-01	Column: BEH C18
Project: CTO-WE01.Fentress PFAS Res. DW Investigation	Date Collected: 06-Feb-18 09:20	Date Received: 09-Feb-18 10:32	

Analyte	Conc. (ng/L)	DL	LOD	LOQ	Qualifiers	Batch	Extracted	Samp Size	Analyzed	Dilution
PFBS	ND	2.05	5.73	9.15		B8B0071	12-Feb-18	0.109 L	23-Feb-18 08:14	1
PFHxA	ND	2.49	5.73	9.15		B8B0071	12-Feb-18	0.109 L	23-Feb-18 08:14	1
PFHpA	ND	0.676	5.73	9.15		B8B0071	12-Feb-18	0.109 L	23-Feb-18 08:14	1
PFHxS	ND	1.08	5.73	9.15		B8B0071	12-Feb-18	0.109 L	23-Feb-18 08:14	1
PFOA	ND	0.745	5.73	9.15		B8B0071	12-Feb-18	0.109 L	23-Feb-18 08:14	1
PFOS	ND	0.923	5.73	9.15		B8B0071	12-Feb-18	0.109 L	23-Feb-18 08:14	1
PFNA	ND	0.927	5.73	9.15		B8B0071	12-Feb-18	0.109 L	23-Feb-18 08:14	1
PFDA	ND	1.70	5.73	9.15		B8B0071	12-Feb-18	0.109 L	23-Feb-18 08:14	1
MeFOSAA	ND	1.89	5.73	9.15		B8B0071	12-Feb-18	0.109 L	23-Feb-18 08:14	1
PFUnA	ND	1.20	5.73	9.15		B8B0071	12-Feb-18	0.109 L	23-Feb-18 08:14	1
EtFOSAA	ND	1.57	5.73	9.15		B8B0071	12-Feb-18	0.109 L	23-Feb-18 08:14	1
PFDoA	ND	0.906	5.73	9.15		B8B0071	12-Feb-18	0.109 L	23-Feb-18 08:14	1
PFTpDA	ND	0.565	5.73	9.15		B8B0071	12-Feb-18	0.109 L	23-Feb-18 08:14	1
PFTeDA	ND	0.864	5.73	9.15		B8B0071	12-Feb-18	0.109 L	23-Feb-18 08:14	1

Labeled Standards	Type	% Recovery	Limits	Qualifiers	Batch	Extracted	Samp Size	Analyzed	Dilution
13C3-PFBs	IS	133	50 - 150		B8B0071	12-Feb-18	0.109 L	23-Feb-18 08:14	1
13C2-PFHxA	IS	92.0	50 - 150		B8B0071	12-Feb-18	0.109 L	23-Feb-18 08:14	1
13C4-PFHpA	IS	112	50 - 150		B8B0071	12-Feb-18	0.109 L	23-Feb-18 08:14	1
18O2-PFHxS	IS	102	50 - 150		B8B0071	12-Feb-18	0.109 L	23-Feb-18 08:14	1
13C2-PFOA	IS	77.8	50 - 150		B8B0071	12-Feb-18	0.109 L	23-Feb-18 08:14	1
13C8-PFOS	IS	99.2	50 - 150		B8B0071	12-Feb-18	0.109 L	23-Feb-18 08:14	1
13C5-PFNA	IS	91.3	50 - 150		B8B0071	12-Feb-18	0.109 L	23-Feb-18 08:14	1
13C2-PFDA	IS	87.7	50 - 150		B8B0071	12-Feb-18	0.109 L	23-Feb-18 08:14	1
d3-MeFOSAA	IS	77.5	50 - 150		B8B0071	12-Feb-18	0.109 L	23-Feb-18 08:14	1
13C2-PFUnA	IS	84.1	50 - 150		B8B0071	12-Feb-18	0.109 L	23-Feb-18 08:14	1
d5-EtFOSAA	IS	81.1	50 - 150		B8B0071	12-Feb-18	0.109 L	23-Feb-18 08:14	1
13C2-PFDoA	IS	102	50 - 150		B8B0071	12-Feb-18	0.109 L	23-Feb-18 08:14	1
13C2-PFTeDA	IS	117	50 - 150		B8B0071	12-Feb-18	0.109 L	23-Feb-18 08:14	1

DL - Detection Limit  
 LOD - Limit of Detection  
 LOQ - Limit of Quantitation  
 LCL-UCL - Lower control limit - upper control limit  
 Results reported to the DL  
 When reported, PFHxS, PFOA and PFOS include both linear and branched isomers.  
 Only the linear isomer is reported for all other analytes.

NW 3/21/18



**Sample ID: OF-RW65P-0218**

**Modified EPA Method 537**

<b>Client Data</b>		<b>Laboratory Data</b>	
Name: CH2M Hill	Matrix: Drinking Water	Lab Sample: 1800284-02	Column: BEH C18
Project: CTO-WE01,Fentress PFAS Res. DW Investigation	Date Collected: 06-Feb-18 09:21	Date Received: 09-Feb-18 10:32	

Analyte	Conc. (ng/L)	DL	LOD	LOQ	Qualifiers	Batch	Extracted	Samp Size	Analyzed	Dilution
PFBS	ND	1.99	5.58	8.89		B8B0071	12-Feb-18	0.112 L	23-Feb-18 08:25	1
PFHxA	ND	2.42	5.58	8.89		B8B0071	12-Feb-18	0.112 L	23-Feb-18 08:25	1
PFHpA	ND	0.657	5.58	8.89		B8B0071	12-Feb-18	0.112 L	23-Feb-18 08:25	1
PFHxS	ND	1.05	5.58	8.89		B8B0071	12-Feb-18	0.112 L	23-Feb-18 08:25	1
PFOA	ND	0.723	5.58	8.89		B8B0071	12-Feb-18	0.112 L	23-Feb-18 08:25	1
PFOS	1.06	0.897	5.58	8.89	J	B8B0071	12-Feb-18	0.112 L	23-Feb-18 08:25	1
PFNA	ND	0.900	5.58	8.89		B8B0071	12-Feb-18	0.112 L	23-Feb-18 08:25	1
PFDA	ND	1.66	5.58	8.89		B8B0071	12-Feb-18	0.112 L	23-Feb-18 08:25	1
MeFOSAA	ND	1.83	5.58	8.89		B8B0071	12-Feb-18	0.112 L	23-Feb-18 08:25	1
PFUnA	ND	1.17	5.58	8.89		B8B0071	12-Feb-18	0.112 L	23-Feb-18 08:25	1
EtFOSAA	ND	1.52	5.58	8.89		B8B0071	12-Feb-18	0.112 L	23-Feb-18 08:25	1
PFDoA	ND	0.880	5.58	8.89		B8B0071	12-Feb-18	0.112 L	23-Feb-18 08:25	1
PFTrDA	ND	0.549	5.58	8.89		B8B0071	12-Feb-18	0.112 L	23-Feb-18 08:25	1
PFTeDA	ND	0.839	5.58	8.89		B8B0071	12-Feb-18	0.112 L	23-Feb-18 08:25	1
<b>Labeled Standards</b>	<b>% Recovery</b>	<b>Limits</b>	<b>Limits</b>	<b>LOQ</b>	<b>Qualifiers</b>	<b>Batch</b>	<b>Extracted</b>	<b>Samp Size</b>	<b>Analyzed</b>	<b>Dilution</b>
13C3-PFBS	111	50 - 150	50 - 150	8.89		B8B0071	12-Feb-18	0.112 L	23-Feb-18 08:25	1
13C2-PFHxA	75.5	50 - 150	50 - 150	8.89		B8B0071	12-Feb-18	0.112 L	23-Feb-18 08:25	1
13C4-PFHpA	88.8	50 - 150	50 - 150	8.89		B8B0071	12-Feb-18	0.112 L	23-Feb-18 08:25	1
18O2-PFHxS	103	50 - 150	50 - 150	8.89		B8B0071	12-Feb-18	0.112 L	23-Feb-18 08:25	1
13C2-PFOA	99.2	50 - 150	50 - 150	8.89		B8B0071	12-Feb-18	0.112 L	23-Feb-18 08:25	1
13C8-PFOS	88.0	50 - 150	50 - 150	8.89		B8B0071	12-Feb-18	0.112 L	23-Feb-18 08:25	1
13C5-PFNA	85.4	50 - 150	50 - 150	8.89		B8B0071	12-Feb-18	0.112 L	23-Feb-18 08:25	1
13C2-PFDA	82.1	50 - 150	50 - 150	8.89		B8B0071	12-Feb-18	0.112 L	23-Feb-18 08:25	1
d3-MeFOSAA	99.9	50 - 150	50 - 150	8.89		B8B0071	12-Feb-18	0.112 L	23-Feb-18 08:25	1
13C2-PFUnA	106	50 - 150	50 - 150	8.89		B8B0071	12-Feb-18	0.112 L	23-Feb-18 08:25	1
d5-EtFOSAA	77.7	50 - 150	50 - 150	8.89		B8B0071	12-Feb-18	0.112 L	23-Feb-18 08:25	1
13C2-PFDoA	97.9	50 - 150	50 - 150	8.89		B8B0071	12-Feb-18	0.112 L	23-Feb-18 08:25	1
13C2-PFTeDA	120	50 - 150	50 - 150	8.89		B8B0071	12-Feb-18	0.112 L	23-Feb-18 08:25	1

DL - Detection Limit  
 LOD - Limit of Detection  
 LOQ - Limit of quantitation  
 LCL-UCL - Lower control limit - upper control limit  
 Results reported to the DL.  
 When reported, PFHxS, PFOA and PFOS include both linear and branched isomers  
 Only the linear isomer is reported for all other analytes.

mw312x1.8

Sample ID: OF-FB65-0218				Modified EPA Method 537						
Client Data		Laboratory Data		Matrix:		Column:				
Name:	CH2M Hill	Lab Sample:	1800284-03	Drinking Water	BEH C18					
Project:	CTO-WE01,Fentress PFAS Res. DW Investigation	Date Received:	09-Feb-18 10:32	Date Collected:	06-Feb-18 09:22					
Analyte	Conc. (ng/L)	DL	LOD	LOQ	Qualifiers	Batch	Extracted	Samp Size	Analyzed	Dilution
PFBS	ND	1.89	5.30	8.46		B8B0071	12-Feb-18	0.118 L	23-Feb-18 08:37	1
PFHxA	ND	2.31	5.30	8.46		B8B0071	12-Feb-18	0.118 L	23-Feb-18 08:37	1
PFHpA	ND	0.625	5.30	8.46		B8B0071	12-Feb-18	0.118 L	23-Feb-18 08:37	1
PFHxS	ND	1.00	5.30	8.46		B8B0071	12-Feb-18	0.118 L	23-Feb-18 08:37	1
PFOA	0.814	0.689	5.30	8.46	J	B8B0071	12-Feb-18	0.118 L	23-Feb-18 08:37	1
PFOS	ND	0.854	5.30	8.46		B8B0071	12-Feb-18	0.118 L	23-Feb-18 08:37	1
PFNA	ND	0.857	5.30	8.46		B8B0071	12-Feb-18	0.118 L	23-Feb-18 08:37	1
PFDA	ND	1.58	5.30	8.46		B8B0071	12-Feb-18	0.118 L	23-Feb-18 08:37	1
MeFOSAA	ND	1.75	5.30	8.46		B8B0071	12-Feb-18	0.118 L	23-Feb-18 08:37	1
PFUnA	ND	1.11	5.30	8.46		B8B0071	12-Feb-18	0.118 L	23-Feb-18 08:37	1
EtFOSAA	ND	1.45	5.30	8.46		B8B0071	12-Feb-18	0.118 L	23-Feb-18 08:37	1
PFDoA	ND	0.838	5.30	8.46		B8B0071	12-Feb-18	0.118 L	23-Feb-18 08:37	1
PFTtDA	ND	0.523	5.30	8.46		B8B0071	12-Feb-18	0.118 L	23-Feb-18 08:37	1
PFTeDA	ND	0.799	5.30	8.46		B8B0071	12-Feb-18	0.118 L	23-Feb-18 08:37	1
Labeled Standards	Type	% Recovery	Limits	Qualifiers	Batch	Extracted	Samp Size	Analyzed	Dilution	
13C3-PFBS	IS	96.6	50 - 150		B8B0071	12-Feb-18	0.118 L	23-Feb-18 08:37	1	
13C2-PFHxA	IS	90.4	50 - 150		B8B0071	12-Feb-18	0.118 L	23-Feb-18 08:37	1	
13C4-PFHpA	IS	93.3	50 - 150		B8B0071	12-Feb-18	0.118 L	23-Feb-18 08:37	1	
18O2-PFHxS	IS	107	50 - 150		B8B0071	12-Feb-18	0.118 L	23-Feb-18 08:37	1	
13C2-PFOA	IS	80.1	50 - 150		B8B0071	12-Feb-18	0.118 L	23-Feb-18 08:37	1	
13C8-PFOS	IS	79.1	50 - 150		B8B0071	12-Feb-18	0.118 L	23-Feb-18 08:37	1	
13C5-PFNA	IS	79.7	50 - 150		B8B0071	12-Feb-18	0.118 L	23-Feb-18 08:37	1	
13C2-PFDA	IS	76.1	50 - 150		B8B0071	12-Feb-18	0.118 L	23-Feb-18 08:37	1	
d3-MeFOSAA	IS	68.2	50 - 150		B8B0071	12-Feb-18	0.118 L	23-Feb-18 08:37	1	
13C2-PFUnA	IS	56.9	50 - 150		B8B0071	12-Feb-18	0.118 L	23-Feb-18 08:37	1	
d5-EtFOSAA	IS	72.3	50 - 150		B8B0071	12-Feb-18	0.118 L	23-Feb-18 08:37	1	
13C2-PFDaA	IS	86.3	50 - 150		B8B0071	12-Feb-18	0.118 L	23-Feb-18 08:37	1	
13C2-PFTeDA	IS	85.1	50 - 150		B8B0071	12-Feb-18	0.118 L	23-Feb-18 08:37	1	

DL - Detection Limit  
 LOD - Limit of Detection  
 LOQ - Limit of quantitation  
 LCL-UCL- Lower control limit - upper control limit  
 Results reported to the DL  
 When reported, PFHxS, PFOA and PFOS include both linear and branched isomers  
 Only the linear isomer is reported for all other analytes

new 3/2/18

**Sample ID: OF-RW49-0218**

**Modified EPA Method 537**

Client Data		Laboratory Data	
Name: CH2M Hill	Matrix: Drinking Water	Lab Sample: 1800284-04	Column: BEH C18
Project: CTO-WE01,Fentress PFAS Res. DW Investigation	Date Collected: 06-Feb-18 09:52	Date Received: 09-Feb-18 10:32	

Analyte	Conc. (ng/L)	DL	LOD	LOQ	Qualifiers	Batch	Extracted	Samp Size	Analyzed	Dilution
PFBS	ND	2.03	5.68	9.08		B8B0071	12-Feb-18	0.110 L	23-Feb-18 08:48	1
PFHxA	ND	2.47	5.68	9.08		B8B0071	12-Feb-18	0.110 L	23-Feb-18 08:48	1
PFHpA	ND	0.671	5.68	9.08		B8B0071	12-Feb-18	0.110 L	23-Feb-18 08:48	1
PFHxS	ND	1.07	5.68	9.08		B8B0071	12-Feb-18	0.110 L	23-Feb-18 08:48	1
PFOA	ND	0.739	5.68	9.08		B8B0071	12-Feb-18	0.110 L	23-Feb-18 08:48	1
PFOS	ND	0.916	5.68	9.08		B8B0071	12-Feb-18	0.110 L	23-Feb-18 08:48	1
PFNA	ND	0.919	5.68	9.08		B8B0071	12-Feb-18	0.110 L	23-Feb-18 08:48	1
PFDA	ND	1.69	5.68	9.08		B8B0071	12-Feb-18	0.110 L	23-Feb-18 08:48	1
MeFOSAA	ND	1.87	5.68	9.08		B8B0071	12-Feb-18	0.110 L	23-Feb-18 08:48	1
PFUnA	ND	1.19	5.68	9.08		B8B0071	12-Feb-18	0.110 L	23-Feb-18 08:48	1
EtFOSAA	ND	1.56	5.68	9.08		B8B0071	12-Feb-18	0.110 L	23-Feb-18 08:48	1
PFDaA	ND	0.899	5.68	9.08		B8B0071	12-Feb-18	0.110 L	23-Feb-18 08:48	1
PFTeDA	ND	0.561	5.68	9.08		B8B0071	12-Feb-18	0.110 L	23-Feb-18 08:48	1
PFTeDA	ND	0.857	5.68	9.08		B8B0071	12-Feb-18	0.110 L	23-Feb-18 08:48	1

Labeled Standards	Type	% Recovery	Limits	Qualifiers	Batch	Extracted	Samp Size	Analyzed	Dilution
13C3-PFBS	IS	117	50 - 150		B8B0071	12-Feb-18	0.110 L	23-Feb-18 08:48	1
13C2-PFHxA	IS	99.9	50 - 150		B8B0071	12-Feb-18	0.110 L	23-Feb-18 08:48	1
13C4-PFHpA	IS	92.6	50 - 150		B8B0071	12-Feb-18	0.110 L	23-Feb-18 08:48	1
18O2-PFHxS	IS	93.3	50 - 150		B8B0071	12-Feb-18	0.110 L	23-Feb-18 08:48	1
13C2-PFOA	IS	90.0	50 - 150		B8B0071	12-Feb-18	0.110 L	23-Feb-18 08:48	1
13C8-PFOS	IS	108	50 - 150		B8B0071	12-Feb-18	0.110 L	23-Feb-18 08:48	1
13C5-PFNA	IS	94.4	50 - 150		B8B0071	12-Feb-18	0.110 L	23-Feb-18 08:48	1
13C2-PFDA	IS	85.3	50 - 150		B8B0071	12-Feb-18	0.110 L	23-Feb-18 08:48	1
d3-MeFOSAA	IS	109	50 - 150		B8B0071	12-Feb-18	0.110 L	23-Feb-18 08:48	1
13C2-PFUnA	IS	90.3	50 - 150		B8B0071	12-Feb-18	0.110 L	23-Feb-18 08:48	1
d5-EtFOSAA	IS	125	50 - 150		B8B0071	12-Feb-18	0.110 L	23-Feb-18 08:48	1
13C2-PFDaA	IS	119	50 - 150		B8B0071	12-Feb-18	0.110 L	23-Feb-18 08:48	1
13C2-PFTeDA	IS	120	50 - 150		B8B0071	12-Feb-18	0.110 L	23-Feb-18 08:48	1

DL - Detection Limit  
 LOD - Limit of Detection  
 LOQ - Limit of quantitation  
 LCL-UCL - Lower control limit - upper control limit  
 Results reported to the DL.  
 When reported, PFHxS, PFOA and PFOS include both linear and branched isomers.  
 Only the linear isomer is reported for all other analytes.

*mw 3/2/18*

**Sample ID: OF-FB49-0218**

**Modified EPA Method 537**

Client Data		Laboratory Data								
Name:	CH2M Hill	Lab Sample:	1800284-05	Column:	BEH C18					
Project:	CTO-WE01,Fentress PFAS Res. DW Investigation	Date Received:	09-Feb-18 10:32							
	Matrix: Drinking Water									
	Date Collected: 06-Feb-18 09:54									
Analyte	Conc. (ng/L)	DL	LOD	LOQ	Qualifiers	Batch	Extracted	Samp Size	Analyzed	Dilution
PFBS	ND	1.93	5.39	8.64		B8B0071	12-Feb-18	0.116 L	23-Feb-18 09:00	1
PFHxA	ND	2.36	5.39	8.64		B8B0071	12-Feb-18	0.116 L	23-Feb-18 09:00	1
PFHpA	ND	0.639	5.39	8.64		B8B0071	12-Feb-18	0.116 L	23-Feb-18 09:00	1
PFHxS	ND	1.02	5.39	8.64		B8B0071	12-Feb-18	0.116 L	23-Feb-18 09:00	1
PFOA	ND	0.703	5.39	8.64		B8B0071	12-Feb-18	0.116 L	23-Feb-18 09:00	1
PFOS	ND	0.872	5.39	8.64		B8B0071	12-Feb-18	0.116 L	23-Feb-18 09:00	1
PFNA	ND	0.875	5.39	8.64		B8B0071	12-Feb-18	0.116 L	23-Feb-18 09:00	1
PFDA	ND	1.61	5.39	8.64		B8B0071	12-Feb-18	0.116 L	23-Feb-18 09:00	1
MeFOSAA	ND	1.78	5.39	8.64		B8B0071	12-Feb-18	0.116 L	23-Feb-18 09:00	1
PFUnA	ND	1.13	5.39	8.64		B8B0071	12-Feb-18	0.116 L	23-Feb-18 09:00	1
EtFOSAA	ND	1.48	5.39	8.64		B8B0071	12-Feb-18	0.116 L	23-Feb-18 09:00	1
PFDoA	ND	0.856	5.39	8.64		B8B0071	12-Feb-18	0.116 L	23-Feb-18 09:00	1
PFTeDA	ND	0.534	5.39	8.64		B8B0071	12-Feb-18	0.116 L	23-Feb-18 09:00	1
PFTeDA	ND	0.816	5.39	8.64		B8B0071	12-Feb-18	0.116 L	23-Feb-18 09:00	1
Labeled Standards	Type	% Recovery	Limits	Qualifiers	Batch	Extracted	Samp Size	Analyzed	Dilution	
13C3-PFBs	IS	143	50 - 150		B8B0071	12-Feb-18	0.116 L	23-Feb-18 09:00	1	
13C2-PFHxA	IS	104	50 - 150		B8B0071	12-Feb-18	0.116 L	23-Feb-18 09:00	1	
13C4-PFHpA	IS	105	50 - 150		B8B0071	12-Feb-18	0.116 L	23-Feb-18 09:00	1	
18O2-PFHxS	IS	103	50 - 150		B8B0071	12-Feb-18	0.116 L	23-Feb-18 09:00	1	
13C2-PFOA	IS	90.2	50 - 150		B8B0071	12-Feb-18	0.116 L	23-Feb-18 09:00	1	
13C8-PFOS	IS	88.7	50 - 150		B8B0071	12-Feb-18	0.116 L	23-Feb-18 09:00	1	
13C5-PFNA	IS	83.6	50 - 150		B8B0071	12-Feb-18	0.116 L	23-Feb-18 09:00	1	
13C2-PFDA	IS	72.6	50 - 150		B8B0071	12-Feb-18	0.116 L	23-Feb-18 09:00	1	
d3-MeFOSAA	IS	90.4	50 - 150		B8B0071	12-Feb-18	0.116 L	23-Feb-18 09:00	1	
13C2-PFUnA	IS	77.2	50 - 150		B8B0071	12-Feb-18	0.116 L	23-Feb-18 09:00	1	
d5-EtFOSAA	IS	89.9	50 - 150		B8B0071	12-Feb-18	0.116 L	23-Feb-18 09:00	1	
13C2-PFDoA	IS	88.8	50 - 150		B8B0071	12-Feb-18	0.116 L	23-Feb-18 09:00	1	
13C2-PFTeDA	IS	104	50 - 150		B8B0071	12-Feb-18	0.116 L	23-Feb-18 09:00	1	

DL - Detection Limit  
 LOD - Limit of Detection  
 LOQ - Limit of quantitation  
 LCL, UCL - Lower control limit - upper control limit  
 Results reported to the DL.  
 When reported, PFHxS, PFOA and PFOS include both linear and branched isomers.  
 Only the linear isomer is reported for all other analytes.

AW 3/26/18

**Sample ID: OF-RW41-0218**

**Modified EPA Method 537**

Client Data		Laboratory Data								
Name: CH2M Hill	Matrix: Drinking Water	Lab Sample: 1800284-06	Column: BEHC18							
Project: CTO-WE01,Fentress PFAS Res. DW Investigation	Date Collected: 06-Feb-18 13:05	Date Received: 09-Feb-18 10:32								
Analyte	Conc. (ng/L)	DL	LOD	LOQ	Qualifiers	Batch	Extracted	Samp Size	Analyzed	Dilution
PFBS	ND	2.01	5.63	8.97		B8B0071	12-Feb-18	0.111 L	23-Feb-18 09:46	1
PFHxA	ND	2.45	5.63	8.97		B8B0071	12-Feb-18	0.111 L	23-Feb-18 09:46	1
PFHpA	ND	0.663	5.63	8.97		B8B0071	12-Feb-18	0.111 L	23-Feb-18 09:46	1
PFHxS	ND	1.06	5.63	8.97		B8B0071	12-Feb-18	0.111 L	23-Feb-18 09:46	1
PFOA	ND	0.730	5.63	8.97		B8B0071	12-Feb-18	0.111 L	23-Feb-18 09:46	1
PFOS	ND	0.905	5.63	8.97		B8B0071	12-Feb-18	0.111 L	23-Feb-18 09:46	1
PFNA	ND	0.908	5.63	8.97		B8B0071	12-Feb-18	0.111 L	23-Feb-18 09:46	1
PFDA	ND	1.67	5.63	8.97		B8B0071	12-Feb-18	0.111 L	23-Feb-18 09:46	1
MeFOSAA	ND	1.85	5.63	8.97		B8B0071	12-Feb-18	0.111 L	23-Feb-18 09:46	1
PFUnA	ND	1.18	5.63	8.97		B8B0071	12-Feb-18	0.111 L	23-Feb-18 09:46	1
EtFOSAA	ND	1.54	5.63	8.97		B8B0071	12-Feb-18	0.111 L	23-Feb-18 09:46	1
PFDoA	ND	0.888	5.63	8.97		B8B0071	12-Feb-18	0.111 L	23-Feb-18 09:46	1
PFTeDA	ND	0.554	5.63	8.97		B8B0071	12-Feb-18	0.111 L	23-Feb-18 09:46	1
PFTeDA	ND	0.847	5.63	8.97		B8B0071	12-Feb-18	0.111 L	23-Feb-18 09:46	1
Labeled Standards	Type	% Recovery	Limits	Qualifiers	Batch	Extracted	Samp Size	Analyzed	Dilution	
13C3-PFBS	IS	120	50 - 150		B8B0071	12-Feb-18	0.111 L	23-Feb-18 09:46	1	
13C2-PFHxA	IS	96.0	50 - 150		B8B0071	12-Feb-18	0.111 L	23-Feb-18 09:46	1	
13C4-PFHpA	IS	103	50 - 150		B8B0071	12-Feb-18	0.111 L	23-Feb-18 09:46	1	
18O2-PFHxS	IS	104	50 - 150		B8B0071	12-Feb-18	0.111 L	23-Feb-18 09:46	1	
13C2-PFOA	IS	83.5	50 - 150		B8B0071	12-Feb-18	0.111 L	23-Feb-18 09:46	1	
13C8-PFOS	IS	100	50 - 150		B8B0071	12-Feb-18	0.111 L	23-Feb-18 09:46	1	
13C5-PFNA	IS	79.1	50 - 150		B8B0071	12-Feb-18	0.111 L	23-Feb-18 09:46	1	
13C2-PFDA	IS	77.5	50 - 150		B8B0071	12-Feb-18	0.111 L	23-Feb-18 09:46	1	
d3-MeFOSAA	IS	81.0	50 - 150		B8B0071	12-Feb-18	0.111 L	23-Feb-18 09:46	1	
13C2-PFUnA	IS	70.0	50 - 150		B8B0071	12-Feb-18	0.111 L	23-Feb-18 09:46	1	
d5-EtFOSAA	IS	69.4	50 - 150		B8B0071	12-Feb-18	0.111 L	23-Feb-18 09:46	1	
13C2-PFDoA	IS	73.2	50 - 150		B8B0071	12-Feb-18	0.111 L	23-Feb-18 09:46	1	
13C2-PFTeDA	IS	116	50 - 150		B8B0071	12-Feb-18	0.111 L	23-Feb-18 09:46	1	

DL - Detection Limit  
 LOD - Limit of Detection  
 LOQ - Limit of quantitation  
 LCL- UCL- Lower control limit - upper control limit  
 Results reported to the DL.  
 When reported, PFHxS, PFOA and PFOS include both linear and branched isomers.  
 Only the linear isomer is reported for all other analytes.

*nw 3/21/18*

**Sample ID: OF-FB41-0218**

**Modified EPA Method 537**

Client Data		Laboratory Data								
Name:	CH2M Hill	Lab Sample:	1800284-07	Column:	BEHC18					
Project:	CTO-WE01, Fentress PFAS Res. DW Investigation	Date Received:	09-Feb-18 10:32							
	Matrix: Drinking Water									
	Date Collected: 06-Feb-18 13:06									
Analyte	Conc. (ng/L)	DL	LOD	LOQ	Qualifiers	Batch	Extracted	Samp Size	Analyzed	Dilution
PFBS	ND	1.98	5.53	8.83		B8B0071	12-Feb-18	0.113 L	23-Feb-18 09:57	1
PFHxA	ND	2.41	5.53	8.83		B8B0071	12-Feb-18	0.113 L	23-Feb-18 09:57	1
PFHpA	ND	0.652	5.53	8.83		B8B0071	12-Feb-18	0.113 L	23-Feb-18 09:57	1
PFHxS	ND	1.05	5.53	8.83		B8B0071	12-Feb-18	0.113 L	23-Feb-18 09:57	1
PFOA	1.45	0.718	5.53	8.83	J	B8B0071	12-Feb-18	0.113 L	23-Feb-18 09:57	1
PFOS	ND	0.891	5.53	8.83		B8B0071	12-Feb-18	0.113 L	23-Feb-18 09:57	1
PFNA	ND	0.894	5.53	8.83		B8B0071	12-Feb-18	0.113 L	23-Feb-18 09:57	1
PFDA	ND	1.64	5.53	8.83		B8B0071	12-Feb-18	0.113 L	23-Feb-18 09:57	1
MeFOSAA	ND	1.82	5.53	8.83		B8B0071	12-Feb-18	0.113 L	23-Feb-18 09:57	1
PFUnA	ND	1.16	5.53	8.83		B8B0071	12-Feb-18	0.113 L	23-Feb-18 09:57	1
EtFOSAA	ND	1.51	5.53	8.83		B8B0071	12-Feb-18	0.113 L	23-Feb-18 09:57	1
PFDoA	ND	0.874	5.53	8.83		B8B0071	12-Feb-18	0.113 L	23-Feb-18 09:57	1
PFTrDA	ND	0.545	5.53	8.83		B8B0071	12-Feb-18	0.113 L	23-Feb-18 09:57	1
PFTeDA	ND	0.833	5.53	8.83		B8B0071	12-Feb-18	0.113 L	23-Feb-18 09:57	1
Labeled Standards	Type	% Recovery	Limits	Qualifiers	Batch	Extracted	Samp Size	Analyzed	Dilution	
13C3-PFBS	IS	132	50 - 150		B8B0071	12-Feb-18	0.113 L	23-Feb-18 09:57	1	
13C2-PFHxA	IS	109	50 - 150		B8B0071	12-Feb-18	0.113 L	23-Feb-18 09:57	1	
13C4-PFHpA	IS	111	50 - 150		B8B0071	12-Feb-18	0.113 L	23-Feb-18 09:57	1	
18O2-PFHxS	IS	99.1	50 - 150		B8B0071	12-Feb-18	0.113 L	23-Feb-18 09:57	1	
13C2-PFOA	IS	91.1	50 - 150		B8B0071	12-Feb-18	0.113 L	23-Feb-18 09:57	1	
13C8-PFOS	IS	106	50 - 150		B8B0071	12-Feb-18	0.113 L	23-Feb-18 09:57	1	
13C5-PFNA	IS	82.4	50 - 150		B8B0071	12-Feb-18	0.113 L	23-Feb-18 09:57	1	
13C2-PFDA	IS	84.0	50 - 150		B8B0071	12-Feb-18	0.113 L	23-Feb-18 09:57	1	
d3-MeFOSAA	IS	79.4	50 - 150		B8B0071	12-Feb-18	0.113 L	23-Feb-18 09:57	1	
13C2-PFUnA	IS	73.8	50 - 150		B8B0071	12-Feb-18	0.113 L	23-Feb-18 09:57	1	
d5-EtFOSAA	IS	78.1	50 - 150		B8B0071	12-Feb-18	0.113 L	23-Feb-18 09:57	1	
13C2-PFDoA	IS	77.9	50 - 150		B8B0071	12-Feb-18	0.113 L	23-Feb-18 09:57	1	
13C2-PFTeDA	IS	91.4	50 - 150		B8B0071	12-Feb-18	0.113 L	23-Feb-18 09:57	1	

DL - Detection Limit  
 LOD - Limit of Detection  
 LOQ - Limit of quantitation  
 LCL- UCL - Lower control limit - upper control limit  
 Results reported to the DL.  
 When reported, PFHxS, PFOA and PFOS include both linear and branched isomers.  
 Only the linear isomer is reported for all other analytes.

rw 3/2/18

**Sample ID: OF-RW11-0218**

**Modified EPA Method 537**

Client Data		Laboratory Data								
Name: CH2M Hill	Matrix: Drinking Water	Lab Sample: 1800284-08	Column: BEH C18							
Project: CTO-WE01,Fentress PFAS Res. DW Investigation	Date Collected: 07-Feb-18 10:42	Date Received: 09-Feb-18 10:32								
Analyte	Conc. (ng/L)	DL	LOD	LOQ	Qualifiers	Batch	Extracted	Samp Size	Analyzed	Dilution
PFBS	ND	2.01	5.63	9.00		B8B0071	12-Feb-18	0.111 L	23-Feb-18 10:09	1
PFHxA	ND	2.45	5.63	9.00		B8B0071	12-Feb-18	0.111 L	23-Feb-18 10:09	1
PFHpA	ND	0.665	5.63	9.00		B8B0071	12-Feb-18	0.111 L	23-Feb-18 10:09	1
PFHxS	ND	1.07	5.63	9.00		B8B0071	12-Feb-18	0.111 L	23-Feb-18 10:09	1
PFOA	ND	0.732	5.63	9.00		B8B0071	12-Feb-18	0.111 L	23-Feb-18 10:09	1
PFOS	ND	0.908	5.63	9.00		B8B0071	12-Feb-18	0.111 L	23-Feb-18 10:09	1
PFNA	ND	0.911	5.63	9.00		B8B0071	12-Feb-18	0.111 L	23-Feb-18 10:09	1
PFDA	ND	1.68	5.63	9.00		B8B0071	12-Feb-18	0.111 L	23-Feb-18 10:09	1
MeFOSAA	ND	1.86	5.63	9.00		B8B0071	12-Feb-18	0.111 L	23-Feb-18 10:09	1
PFUnA	ND	1.18	5.63	9.00		B8B0071	12-Feb-18	0.111 L	23-Feb-18 10:09	1
EtFOSAA	ND	1.54	5.63	9.00		B8B0071	12-Feb-18	0.111 L	23-Feb-18 10:09	1
PFDoA	ND	0.891	5.63	9.00		B8B0071	12-Feb-18	0.111 L	23-Feb-18 10:09	1
PFTtDA	ND	0.556	5.63	9.00		B8B0071	12-Feb-18	0.111 L	23-Feb-18 10:09	1
PFTeDA	ND	0.849	5.63	9.00		B8B0071	12-Feb-18	0.111 L	23-Feb-18 10:09	1
Labeled Standards	Type	% Recovery	Limits	Qualifiers	Batch	Extracted	Samp Size	Analyzed	Dilution	
13C3-PFBS	IS	100	50 - 150		B8B0071	12-Feb-18	0.111 L	23-Feb-18 10:09	1	
13C2-PFHxA	IS	86.7	50 - 150		B8B0071	12-Feb-18	0.111 L	23-Feb-18 10:09	1	
13C4-PFHpA	IS	99.9	50 - 150		B8B0071	12-Feb-18	0.111 L	23-Feb-18 10:09	1	
18O2-PFHxS	IS	101	50 - 150		B8B0071	12-Feb-18	0.111 L	23-Feb-18 10:09	1	
13C2-PFOA	IS	96.8	50 - 150		B8B0071	12-Feb-18	0.111 L	23-Feb-18 10:09	1	
13C8-PFOS	IS	97.6	50 - 150		B8B0071	12-Feb-18	0.111 L	23-Feb-18 10:09	1	
13C5-PFNA	IS	87.1	50 - 150		B8B0071	12-Feb-18	0.111 L	23-Feb-18 10:09	1	
13C2-PFDA	IS	78.7	50 - 150		B8B0071	12-Feb-18	0.111 L	23-Feb-18 10:09	1	
d3-MeFOSAA	IS	67.8	50 - 150		B8B0071	12-Feb-18	0.111 L	23-Feb-18 10:09	1	
13C2-PFUnA	IS	69.7	50 - 150		B8B0071	12-Feb-18	0.111 L	23-Feb-18 10:09	1	
d5-EtFOSAA	IS	72.7	50 - 150		B8B0071	12-Feb-18	0.111 L	23-Feb-18 10:09	1	
13C2-PFDoA	IS	74.5	50 - 150		B8B0071	12-Feb-18	0.111 L	23-Feb-18 10:09	1	
13C2-PFTeDA	IS	71.6	50 - 150		B8B0071	12-Feb-18	0.111 L	23-Feb-18 10:09	1	

DL - Detection Limit  
 LOD - Limit of Detection  
 LOQ - Limit of quantitation  
 LCL-UCL - Lower control limit - upper control limit  
 Results: reported to the DL.  
 When reported, PFHxS, PFOA and PFOS include both linear and branched isomers.  
 Only the linear isomer is reported for all other analytes.

NW 3/2/18

**Sample ID: OF-FB11-0218**

**Modified EPA Method 537**

Client Data		Laboratory Data								
Name: CH2M Hill	Matrix: Drinking Water	Lab Sample: 1800284-09	Column: BEH C18							
Project: CTO-WE01, Fentress PFAS Res. DW Investigation	Date Collected: 07-Feb-18 10:43	Date Received: 09-Feb-18 10:32								
Analyte	Conc. (ng/L)	DL	LOD	LOQ	Qualifiers	Batch	Extracted	Samp Size	Analyzed	Dilution
PFBS	ND	1.98	5.53	8.86		B8B0071	12-Feb-18	0.113 L	23-Feb-18 10:20	I
PFHxA	ND	2.41	5.53	8.86		B8B0071	12-Feb-18	0.113 L	23-Feb-18 10:20	I
PFHpA	ND	0.654	5.53	8.86		B8B0071	12-Feb-18	0.113 L	23-Feb-18 10:20	I
PFHxS	ND	1.05	5.53	8.86		B8B0071	12-Feb-18	0.113 L	23-Feb-18 10:20	I
PFOA	ND	0.721	5.53	8.86		B8B0071	12-Feb-18	0.113 L	23-Feb-18 10:20	I
PFOS	ND	0.893	5.53	8.86		B8B0071	12-Feb-18	0.113 L	23-Feb-18 10:20	I
PFNA	ND	0.897	5.53	8.86		B8B0071	12-Feb-18	0.113 L	23-Feb-18 10:20	I
PFDA	ND	1.65	5.53	8.86		B8B0071	12-Feb-18	0.113 L	23-Feb-18 10:20	I
MeFOSAA	ND	1.83	5.53	8.86		B8B0071	12-Feb-18	0.113 L	23-Feb-18 10:20	I
PFUnA	ND	1.16	5.53	8.86		B8B0071	12-Feb-18	0.113 L	23-Feb-18 10:20	I
EtFOSAA	ND	1.52	5.53	8.86		B8B0071	12-Feb-18	0.113 L	23-Feb-18 10:20	I
PFDoA	ND	0.877	5.53	8.86		B8B0071	12-Feb-18	0.113 L	23-Feb-18 10:20	I
PFTrDA	ND	0.547	5.53	8.86		B8B0071	12-Feb-18	0.113 L	23-Feb-18 10:20	I
PFTeDA	ND	0.836	5.53	8.86		B8B0071	12-Feb-18	0.113 L	23-Feb-18 10:20	I
Labeled Standards	Type	% Recovery	Limits	Qualifiers	Batch	Extracted	Samp Size	Analyzed	Dilution	
13C3-PFBS	IS	109	50 - 150		B8B0071	12-Feb-18	0.113 L	23-Feb-18 10:20	I	
13C2-PFHxA	IS	93.3	50 - 150		B8B0071	12-Feb-18	0.113 L	23-Feb-18 10:20	I	
13C4-PFHpA	IS	103	50 - 150		B8B0071	12-Feb-18	0.113 L	23-Feb-18 10:20	I	
18O2-PFHxS	IS	87.7	50 - 150		B8B0071	12-Feb-18	0.113 L	23-Feb-18 10:20	I	
13C2-PFOA	IS	76.7	50 - 150		B8B0071	12-Feb-18	0.113 L	23-Feb-18 10:20	I	
13C8-PFOS	IS	97.6	50 - 150		B8B0071	12-Feb-18	0.113 L	23-Feb-18 10:20	I	
13C5-PFNA	IS	71.6	50 - 150		B8B0071	12-Feb-18	0.113 L	23-Feb-18 10:20	I	
13C2-PFDA	IS	68.7	50 - 150		B8B0071	12-Feb-18	0.113 L	23-Feb-18 10:20	I	
d3-MeFOSAA	IS	60.3	50 - 150		B8B0071	12-Feb-18	0.113 L	23-Feb-18 10:20	I	
13C2-PFUnA	IS	55.9	50 - 150		B8B0071	12-Feb-18	0.113 L	23-Feb-18 10:20	I	
d5-EtFOSAA	IS	67.4	50 - 150		B8B0071	12-Feb-18	0.113 L	23-Feb-18 10:20	I	
13C2-PFDoA	IS	63.7	50 - 150		B8B0071	12-Feb-18	0.113 L	23-Feb-18 10:20	I	
13C2-PFTeDA	IS	95.3	50 - 150		B8B0071	12-Feb-18	0.113 L	23-Feb-18 10:20	I	

DL - Detection Limit  
 LOD - Limit of Detection  
 LOQ - Limit of quantitation  
 LCL-UCL - Lower control limit - upper control limit  
 Results reported to the DL.  
 When reported, PFHxS, PFOA and PFOS include both linear and branched isomers.  
 Only the linear isomer is reported for all other analytes.



**Sample ID: OF-RW25-0218**

**Modified EPA Method 537**

Client Data		Laboratory Data	
Name: CH2M Hill	Matrix: Drinking Water	Lab Sample: 1800284-10	Column: BEH C18
Project: CTO-WE01, Fentress PFAS Res, DW Investigation	Date Collected: 07-Feb-18 16:55	Date Received: 09-Feb-18 10:32	

Analyte	Conc. (ng/L)	DL	LOD	LOQ	Qualifiers	Batch	Extracted	Samp Size	Analyzed	Dilution
PFBS	ND	1.94	5.43	8.67		B8B0071	12-Feb-18	0.115 L	23-Feb-18 10:32	1
PFHxA	ND	2.36	5.43	8.67		B8B0071	12-Feb-18	0.115 L	23-Feb-18 10:32	1
PFHpA	ND	0.640	5.43	8.67		B8B0071	12-Feb-18	0.115 L	23-Feb-18 10:32	1
PFHxS	ND	1.03	5.43	8.67		B8B0071	12-Feb-18	0.115 L	23-Feb-18 10:32	1
PFOA	ND	0.705	5.43	8.67		B8B0071	12-Feb-18	0.115 L	23-Feb-18 10:32	1
PFOS	ND	0.874	5.43	8.67		B8B0071	12-Feb-18	0.115 L	23-Feb-18 10:32	1
PFNA	ND	0.878	5.43	8.67		B8B0071	12-Feb-18	0.115 L	23-Feb-18 10:32	1
PFDA	ND	1.61	5.43	8.67		B8B0071	12-Feb-18	0.115 L	23-Feb-18 10:32	1
MeFOSAA	ND	1.79	5.43	8.67		B8B0071	12-Feb-18	0.115 L	23-Feb-18 10:32	1
PFUnA	ND	1.14	5.43	8.67		B8B0071	12-Feb-18	0.115 L	23-Feb-18 10:32	1
EtFOSAA	ND	1.48	5.43	8.67		B8B0071	12-Feb-18	0.115 L	23-Feb-18 10:32	1
PFDoA	ND	0.858	5.43	8.67		B8B0071	12-Feb-18	0.115 L	23-Feb-18 10:32	1
PFTTrDA	ND	0.535	5.43	8.67		B8B0071	12-Feb-18	0.115 L	23-Feb-18 10:32	1
PFTTeDA	ND	0.818	5.43	8.67		B8B0071	12-Feb-18	0.115 L	23-Feb-18 10:32	1
Labeled Standards	Type	% Recovery	Limits	Qualifiers	Batch	Extracted	Samp Size	Analyzed	Dilution	
13C3-PFBs	IS	99.2	50 - 150		B8B0071	12-Feb-18	0.115 L	23-Feb-18 10:32	1	
13C2-PFHxA	IS	82.9	50 - 150		B8B0071	12-Feb-18	0.115 L	23-Feb-18 10:32	1	
13C4-PFHpA	IS	87.3	50 - 150		B8B0071	12-Feb-18	0.115 L	23-Feb-18 10:32	1	
18O2-PFHxS	IS	94.0	50 - 150		B8B0071	12-Feb-18	0.115 L	23-Feb-18 10:32	1	
13C2-PFOA	IS	86.8	50 - 150		B8B0071	12-Feb-18	0.115 L	23-Feb-18 10:32	1	
13C8-PFOS	IS	110	50 - 150		B8B0071	12-Feb-18	0.115 L	23-Feb-18 10:32	1	
13C5-PFNA	IS	79.6	50 - 150		B8B0071	12-Feb-18	0.115 L	23-Feb-18 10:32	1	
13C2-PFDA	IS	82.0	50 - 150		B8B0071	12-Feb-18	0.115 L	23-Feb-18 10:32	1	
d3-MeFOSAA	IS	82.4	50 - 150		B8B0071	12-Feb-18	0.115 L	23-Feb-18 10:32	1	
13C2-PFUnA	IS	70.9	50 - 150		B8B0071	12-Feb-18	0.115 L	23-Feb-18 10:32	1	
d5-EtFOSAA	IS	70.8	50 - 150		B8B0071	12-Feb-18	0.115 L	23-Feb-18 10:32	1	
13C2-PFDoA	IS	71.6	50 - 150		B8B0071	12-Feb-18	0.115 L	23-Feb-18 10:32	1	
13C2-PFTeDA	IS	94.7	50 - 150		B8B0071	12-Feb-18	0.115 L	23-Feb-18 10:32	1	

DL - Detection Limit  
 LOD - Limit of Detection  
 LOQ - Limit of quantitation  
 LCL-UCL - Lower control limit - upper control limit  
 Results reported to the DL.  
 When reported, PFHxS, PFOA and PFOS include both linear and branched isomers  
 Only the linear isomer is reported for all other analytes

*new 3/21/18*

**Sample ID: OF-FB25-0218**

**Modified EPA Method 537**

<b>Client Data</b>		<b>Laboratory Data</b>	
Name: CH2M Hill	Matrix: Drinking Water	Lab Sample: 1800284-11	Column: BEH C18
Project: CTO-WE01,Fentress PFAS Res. DW Investigation	Date Collected: 07-Feb-18 16:56	Date Received: 09-Feb-18 10:32	

Analyte	Conc. (ng/L)	DL	LOD	LOQ	Qualifiers	Batch	Extracted	Samp Size	Analyzed	Dilution
PFBS	ND	1.91	5.34	8.54		B8B0071	12-Feb-18	0.117 L	23-Feb-18 10:43	I
PFHxA	ND	2.33	5.34	8.54		B8B0071	12-Feb-18	0.117 L	23-Feb-18 10:43	I
PFHpA	ND	0.631	5.34	8.54		B8B0071	12-Feb-18	0.117 L	23-Feb-18 10:43	I
PFHxS	ND	1.01	5.34	8.54		B8B0071	12-Feb-18	0.117 L	23-Feb-18 10:43	I
PFOA	ND	0.695	5.34	8.54		B8B0071	12-Feb-18	0.117 L	23-Feb-18 10:43	I
PFOS	ND	0.862	5.34	8.54		B8B0071	12-Feb-18	0.117 L	23-Feb-18 10:43	I
PFNA	ND	0.865	5.34	8.54		B8B0071	12-Feb-18	0.117 L	23-Feb-18 10:43	I
PFDA	ND	1.59	5.34	8.54		B8B0071	12-Feb-18	0.117 L	23-Feb-18 10:43	I
MeFOSAA	ND	1.76	5.34	8.54		B8B0071	12-Feb-18	0.117 L	23-Feb-18 10:43	I
PFUnA	ND	1.12	5.34	8.54		B8B0071	12-Feb-18	0.117 L	23-Feb-18 10:43	I
EfOSAA	ND	1.46	5.34	8.54		B8B0071	12-Feb-18	0.117 L	23-Feb-18 10:43	I
PFDoA	ND	0.846	5.34	8.54		B8B0071	12-Feb-18	0.117 L	23-Feb-18 10:43	I
PFTTrDA	ND	0.528	5.34	8.54		B8B0071	12-Feb-18	0.117 L	23-Feb-18 10:43	I
PFTeDA	ND	0.806	5.34	8.54		B8B0071	12-Feb-18	0.117 L	23-Feb-18 10:43	I
Labeled Standards	Type	% Recovery	Limits	Qualifiers	Batch	Extracted	Samp Size	Analyzed	Dilution	
13C3-PFBS	IS	120	50 - 150		B8B0071	12-Feb-18	0.117 L	23-Feb-18 10:43	I	
13C2-PFHxA	IS	92.0	50 - 150		B8B0071	12-Feb-18	0.117 L	23-Feb-18 10:43	I	
13C4-PFHpA	IS	99.2	50 - 150		B8B0071	12-Feb-18	0.117 L	23-Feb-18 10:43	I	
18O2-PFHxS	IS	99.5	50 - 150		B8B0071	12-Feb-18	0.117 L	23-Feb-18 10:43	I	
13C2-PFOA	IS	89.0	50 - 150		B8B0071	12-Feb-18	0.117 L	23-Feb-18 10:43	I	
13C8-PFOS	IS	106	50 - 150		B8B0071	12-Feb-18	0.117 L	23-Feb-18 10:43	I	
13C5-PFNA	IS	88.4	50 - 150		B8B0071	12-Feb-18	0.117 L	23-Feb-18 10:43	I	
13C2-PFDA	IS	91.7	50 - 150		B8B0071	12-Feb-18	0.117 L	23-Feb-18 10:43	I	
d3-MeFOSAA	IS	63.9	50 - 150		B8B0071	12-Feb-18	0.117 L	23-Feb-18 10:43	I	
13C2-PFUnA	IS	79.1	50 - 150		B8B0071	12-Feb-18	0.117 L	23-Feb-18 10:43	I	
d5-EfOSAA	IS	72.1	50 - 150		B8B0071	12-Feb-18	0.117 L	23-Feb-18 10:43	I	
13C2-PFDoA	IS	78.5	50 - 150		B8B0071	12-Feb-18	0.117 L	23-Feb-18 10:43	I	
13C2-PFTeDA	IS	104	50 - 150		B8B0071	12-Feb-18	0.117 L	23-Feb-18 10:43	I	

DL - Detection Limit  
 LOD - Limit of Detection  
 LOQ - Limit of quantitation  
 LCL-UCL- Lower control limit - upper control limit  
 Results: reported to the DL  
 When reported, PFHxS, PFOA and PFOS include both linear and branched isomers.  
 Only the linear isomer is reported for all other analytes.

new 3/21/18

**Sample ID: OF-RW12-0218**

**Modified EPA Method 537**

Client Data		Laboratory Data		Matrix:		Date Collected:		Date Received:		Column:	
Name:	CH2M Hill	Lab Sample:	1800284-12	Drinking Water	08-Feb-18 09:02	BEHC18					
Project:	CTO-WE01,Fentress PFAS Res. DW Investigation	Date Received:	09-Feb-18 10:32								
Analyte	Conc. (ng/L)	DL	LOD	LOQ	Qualifiers	Batch	Extracted	Samp Size	Analyzed	Dilution	
PFBS	ND	1.97	5.48	8.79		B8B0071	12-Feb-18	0.114 L	23-Feb-18 10:55	1	
PFHxA	ND	2.40	5.48	8.79		B8B0071	12-Feb-18	0.114 L	23-Feb-18 10:55	1	
PFHpA	ND	0.649	5.48	8.79		B8B0071	12-Feb-18	0.114 L	23-Feb-18 10:55	1	
PFHxS	ND	1.04	5.48	8.79		B8B0071	12-Feb-18	0.114 L	23-Feb-18 10:55	1	
PFOA	4.64	0.715	5.48	8.79	J	B8B0071	12-Feb-18	0.114 L	23-Feb-18 10:55	1	
PFOS	1.22	0.887	5.48	8.79	J	B8B0071	12-Feb-18	0.114 L	23-Feb-18 10:55	1	
PFNA	ND	0.890	5.48	8.79		B8B0071	12-Feb-18	0.114 L	23-Feb-18 10:55	1	
PFDA	ND	1.64	5.48	8.79		B8B0071	12-Feb-18	0.114 L	23-Feb-18 10:55	1	
MeFOSAA	ND	1.81	5.48	8.79		B8B0071	12-Feb-18	0.114 L	23-Feb-18 10:55	1	
PFUnA	ND	1.15	5.48	8.79		B8B0071	12-Feb-18	0.114 L	23-Feb-18 10:55	1	
EtFOSAA	ND	1.51	5.48	8.79		B8B0071	12-Feb-18	0.114 L	23-Feb-18 10:55	1	
PFDoA	ND	0.870	5.48	8.79		B8B0071	12-Feb-18	0.114 L	23-Feb-18 10:55	1	
PFTtDA	ND	0.543	5.48	8.79		B8B0071	12-Feb-18	0.114 L	23-Feb-18 10:55	1	
PFTeDA	ND	0.830	5.48	8.79		B8B0071	12-Feb-18	0.114 L	23-Feb-18 10:55	1	
Labeled Standards	Type	% Recovery	Limits	Qualifiers	Batch	Extracted	Samp Size	Analyzed	Dilution		
13C3-PFBS	IS	97.7	50 - 150		B8B0071	12-Feb-18	0.114 L	23-Feb-18 10:55	1		
13C2-PFHxA	IS	94.7	50 - 150		B8B0071	12-Feb-18	0.114 L	23-Feb-18 10:55	1		
13C4-PFHpA	IS	88.3	50 - 150		B8B0071	12-Feb-18	0.114 L	23-Feb-18 10:55	1		
18O2-PFHxS	IS	97.7	50 - 150		B8B0071	12-Feb-18	0.114 L	23-Feb-18 10:55	1		
13C2-PFOA	IS	98.8	50 - 150		B8B0071	12-Feb-18	0.114 L	23-Feb-18 10:55	1		
13C8-PFOS	IS	93.7	50 - 150		B8B0071	12-Feb-18	0.114 L	23-Feb-18 10:55	1		
13C5-PFNA	IS	88.9	50 - 150		B8B0071	12-Feb-18	0.114 L	23-Feb-18 10:55	1		
13C2-PFDA	IS	97.7	50 - 150		B8B0071	12-Feb-18	0.114 L	23-Feb-18 10:55	1		
d3-MeFOSAA	IS	90.9	50 - 150		B8B0071	12-Feb-18	0.114 L	23-Feb-18 10:55	1		
13C2-PFUnA	IS	91.7	50 - 150		B8B0071	12-Feb-18	0.114 L	23-Feb-18 10:55	1		
d5-EtFOSAA	IS	95.3	50 - 150		B8B0071	12-Feb-18	0.114 L	23-Feb-18 10:55	1		
13C2-PFDoA	IS	117	50 - 150		B8B0071	12-Feb-18	0.114 L	23-Feb-18 10:55	1		
13C2-PFTeDA	IS	127	50 - 150		B8B0071	12-Feb-18	0.114 L	23-Feb-18 10:55	1		

DL - Detection Limit  
 LOD - Limit of Detection  
 LOQ - Limit of quantitation  
 LCL-UCL - Lower control limit - upper control limit  
 Results: reported to the DL.  
 When reported: PFHxS, PFOA and PFOS include both linear and branched isomers  
 Only the linear isomer is reported for all other analytes.

new 3/21/18

**Sample ID: OF-FB12-0218**

**Modified EPA Method 537**

Client Data		Laboratory Data	
Name: CH2M Hill	MatriX: Drinking Water	Lab Sample: 1800284-13	Column: BEH C18
Project: CTO-WE01.Fentress PFAS Res. DW Investigation	Date Collected: 08-Feb-18 09:03	Date Received: 09-Feb-18 10:32	

Analyte	Conc. (ng/L)	DL	LOD	LOQ	Qualifiers	Batch	Extracted	Samp Size	Analyzed	Dilution
PFBS	ND	1.98	5.53	8.83		B8B0071	12-Feb-18	0.113 L	23-Feb-18 11:06	1
PFHxA	ND	2.41	5.53	8.83		B8B0071	12-Feb-18	0.113 L	23-Feb-18 11:06	1
PFHpA	ND	0.652	5.53	8.83		B8B0071	12-Feb-18	0.113 L	23-Feb-18 11:06	1
PFHxS	ND	1.04	5.53	8.83		B8B0071	12-Feb-18	0.113 L	23-Feb-18 11:06	1
PFOA	ND	0.718	5.53	8.83		B8B0071	12-Feb-18	0.113 L	23-Feb-18 11:06	1
PFOS	ND	0.890	5.53	8.83		B8B0071	12-Feb-18	0.113 L	23-Feb-18 11:06	1
PFNA	ND	0.894	5.53	8.83		B8B0071	12-Feb-18	0.113 L	23-Feb-18 11:06	1
PFDA	ND	1.64	5.53	8.83		B8B0071	12-Feb-18	0.113 L	23-Feb-18 11:06	1
MeFOSAA	ND	1.82	5.53	8.83		B8B0071	12-Feb-18	0.113 L	23-Feb-18 11:06	1
PFUnA	ND	1.16	5.53	8.83		B8B0071	12-Feb-18	0.113 L	23-Feb-18 11:06	1
EiFOSAA	ND	1.51	5.53	8.83		B8B0071	12-Feb-18	0.113 L	23-Feb-18 11:06	1
PFDoA	ND	0.874	5.53	8.83		B8B0071	12-Feb-18	0.113 L	23-Feb-18 11:06	1
PFTrDA	ND	0.545	5.53	8.83		B8B0071	12-Feb-18	0.113 L	23-Feb-18 11:06	1
PFTeDA	ND	0.833	5.53	8.83		B8B0071	12-Feb-18	0.113 L	23-Feb-18 11:06	1
Labeled Standards	Type	% Recovery	Limits	Qualifiers	Batch	Extracted	Samp Size	Analyzed	Dilution	
13C3-PFBs	IS	105	50 - 150		B8B0071	12-Feb-18	0.113 L	23-Feb-18 11:06	1	
13C2-PFHxA	IS	82.6	50 - 150		B8B0071	12-Feb-18	0.113 L	23-Feb-18 11:06	1	
13C4-PFHpA	IS	91.0	50 - 150		B8B0071	12-Feb-18	0.113 L	23-Feb-18 11:06	1	
18O2-PFHxS	IS	101	50 - 150		B8B0071	12-Feb-18	0.113 L	23-Feb-18 11:06	1	
13C2-PFOA	IS	95.0	50 - 150		B8B0071	12-Feb-18	0.113 L	23-Feb-18 11:06	1	
13C8-PFOS	IS	104	50 - 150		B8B0071	12-Feb-18	0.113 L	23-Feb-18 11:06	1	
13C5-PFNA	IS	73.1	50 - 150		B8B0071	12-Feb-18	0.113 L	23-Feb-18 11:06	1	
13C2-PFDA	IS	71.1	50 - 150		B8B0071	12-Feb-18	0.113 L	23-Feb-18 11:06	1	
d3-MeFOSAA	IS	75.3	50 - 150		B8B0071	12-Feb-18	0.113 L	23-Feb-18 11:06	1	
13C2-PFUnA	IS	50.8	50 - 150		B8B0071	12-Feb-18	0.113 L	23-Feb-18 11:06	1	
d5-EiFOSAA	IS	71.6	50 - 150		B8B0071	12-Feb-18	0.113 L	23-Feb-18 11:06	1	
13C2-PFDoA	IS	79.9	50 - 150		B8B0071	12-Feb-18	0.113 L	23-Feb-18 11:06	1	
13C2-PFTeDA	IS	83.5	50 - 150		B8B0071	12-Feb-18	0.113 L	23-Feb-18 11:06	1	

DL - Detection Limit  
 LOD - Limit of Detection  
 LOQ - Limit of Quantitation  
 LCL-UCL - Lower control limit - upper control limit  
 Results reported to the DL.  
 When reported, PFHxS, PFOA and PFOS include both linear and branched isomers  
 Only the linear isomer is reported for all other analytes.

new 3/2/18

**Sample ID: OF-RW09-0218**

**Modified EPA Method 537**

<b>Client Data</b>		<b>Laboratory Data</b>	
Name: CH2M Hill	Matrix: Drinking Water	Lab Sample: 1800284-14	Column: BEH C18
Project: CTO-WE01,Fentress PFAS Res. DW Investigation	Date Collected: 08-Feb-18 16:12	Date Received: 09-Feb-18 10:32	

Analyte	Conc. (ng/L)	DL	LOD	LOQ	Qualifiers	Batch	Extracted	Samp Size	Analyzed	Dilution
PFBS	ND	2.06	5.73	9.18		B8B0071	12-Feb-18	0.109 L	23-Feb-18 11:18	1
PFHxA	ND	2.50	5.73	9.18		B8B0071	12-Feb-18	0.109 L	23-Feb-18 11:18	1
PFHpA	ND	0.678	5.73	9.18		B8B0071	12-Feb-18	0.109 L	23-Feb-18 11:18	1
PFHxS	ND	1.09	5.73	9.18		B8B0071	12-Feb-18	0.109 L	23-Feb-18 11:18	1
PFOA	ND	0.747	5.73	9.18		B8B0071	12-Feb-18	0.109 L	23-Feb-18 11:18	1
PFOS	ND	0.926	5.73	9.18		B8B0071	12-Feb-18	0.109 L	23-Feb-18 11:18	1
PFNA	ND	0.930	5.73	9.18		B8B0071	12-Feb-18	0.109 L	23-Feb-18 11:18	1
PFDA	ND	1.71	5.73	9.18		B8B0071	12-Feb-18	0.109 L	23-Feb-18 11:18	1
MeFOSAA	ND	1.89	5.73	9.18		B8B0071	12-Feb-18	0.109 L	23-Feb-18 11:18	1
PFUnA	ND	1.21	5.73	9.18		B8B0071	12-Feb-18	0.109 L	23-Feb-18 11:18	1
EtFOSAA	ND	1.57	5.73	9.18		B8B0071	12-Feb-18	0.109 L	23-Feb-18 11:18	1
PFDoA	ND	0.909	5.73	9.18		B8B0071	12-Feb-18	0.109 L	23-Feb-18 11:18	1
PFTTrDA	ND	0.567	5.73	9.18		B8B0071	12-Feb-18	0.109 L	23-Feb-18 11:18	1
PFTeDA	ND	0.867	5.73	9.18		B8B0071	12-Feb-18	0.109 L	23-Feb-18 11:18	1
Labeled Standards	Type	% Recovery	Limits	Qualifiers	Batch	Extracted	Samp Size	Analyzed	Dilution	
13C3-PFBS	IS	113	50 - 150		B8B0071	12-Feb-18	0.109 L	23-Feb-18 11:18	1	
13C2-PFHxA	IS	88.8	50 - 150		B8B0071	12-Feb-18	0.109 L	23-Feb-18 11:18	1	
13C4-PFHpA	IS	88.0	50 - 150		B8B0071	12-Feb-18	0.109 L	23-Feb-18 11:18	1	
18O2-PFHxS	IS	97.2	50 - 150		B8B0071	12-Feb-18	0.109 L	23-Feb-18 11:18	1	
13C2-PFOA	IS	85.7	50 - 150		B8B0071	12-Feb-18	0.109 L	23-Feb-18 11:18	1	
13C8-PFOS	IS	112	50 - 150		B8B0071	12-Feb-18	0.109 L	23-Feb-18 11:18	1	
13C5-PFNA	IS	77.6	50 - 150		B8B0071	12-Feb-18	0.109 L	23-Feb-18 11:18	1	
13C2-PFDA	IS	91.2	50 - 150		B8B0071	12-Feb-18	0.109 L	23-Feb-18 11:18	1	
d3-MeFOSAA	IS	82.2	50 - 150		B8B0071	12-Feb-18	0.109 L	23-Feb-18 11:18	1	
13C2-PFUnA	IS	94.6	50 - 150		B8B0071	12-Feb-18	0.109 L	23-Feb-18 11:18	1	
d5-EtFOSAA	IS	88.0	50 - 150		B8B0071	12-Feb-18	0.109 L	23-Feb-18 11:18	1	
13C2-PFDoA	IS	105	50 - 150		B8B0071	12-Feb-18	0.109 L	23-Feb-18 11:18	1	
13C2-PFTeDA	IS	110	50 - 150		B8B0071	12-Feb-18	0.109 L	23-Feb-18 11:18	1	

DL - Detection Limit  
 LOD - Limit of Detection  
 LOQ - Limit of quantitation  
 LCL-UCL- Lower control limit - upper control limit  
 Results reported to the DL  
 When reported, PFHxS, PFOA and PFOS include both linear and branched isomers  
 Only the linear isomer is reported for all other analytes

RW 3/2/18

**Sample ID: OF-FB09-0218**

**Modified EPA Method 537**

<b>Client Data</b>		<b>Laboratory Data</b>	
Name: CH2M Hill	Matrix: Drinking Water	Lab Sample: 1800284-15	Column: BEH C18
Project: CTO-WE01,Fentress PFAS Res. DW Investigation	Date Collected: 08-Feb-18 16:13	Date Received: 09-Feb-18 10:32	

Analyte	Conc. (ng/L)	DL	LOD	LOQ	Qualifiers	Batch	Extracted	Samp Size	Analyzed	Dilution
PFBS	ND	1.95	5.43	8.72		B8B0071	12-Feb-18	0.115 L	23-Feb-18 11:29	1
PFHxA	ND	2.38	5.43	8.72		B8B0071	12-Feb-18	0.115 L	23-Feb-18 11:29	1
PFHpA	ND	0.645	5.43	8.72		B8B0071	12-Feb-18	0.115 L	23-Feb-18 11:29	1
PFHxS	ND	1.03	5.43	8.72		B8B0071	12-Feb-18	0.115 L	23-Feb-18 11:29	1
PFOA	ND	0.710	5.43	8.72		B8B0071	12-Feb-18	0.115 L	23-Feb-18 11:29	1
PFOS	ND	0.880	5.43	8.72		B8B0071	12-Feb-18	0.115 L	23-Feb-18 11:29	1
PFNA	ND	0.883	5.43	8.72		B8B0071	12-Feb-18	0.115 L	23-Feb-18 11:29	1
PFDA	ND	1.62	5.43	8.72		B8B0071	12-Feb-18	0.115 L	23-Feb-18 11:29	1
MeFOSAA	ND	1.80	5.43	8.72		B8B0071	12-Feb-18	0.115 L	23-Feb-18 11:29	1
PFUnA	ND	1.15	5.43	8.72		B8B0071	12-Feb-18	0.115 L	23-Feb-18 11:29	1
EFOSAA	ND	1.49	5.43	8.72		B8B0071	12-Feb-18	0.115 L	23-Feb-18 11:29	1
PFDoA	ND	0.864	5.43	8.72		B8B0071	12-Feb-18	0.115 L	23-Feb-18 11:29	1
PFTrDA	ND	0.539	5.43	8.72		B8B0071	12-Feb-18	0.115 L	23-Feb-18 11:29	1
PFTeDA	ND	0.823	5.43	8.72		B8B0071	12-Feb-18	0.115 L	23-Feb-18 11:29	1
<b>Labeled Standards</b>	<b>Type</b>	<b>% Recovery</b>	<b>Limits</b>	<b>Qualifiers</b>	<b>Batch</b>	<b>Extracted</b>	<b>Samp Size</b>	<b>Analyzed</b>	<b>Dilution</b>	
13C3-PFBs	IS	111	50 - 150		B8B0071	12-Feb-18	0.115 L	23-Feb-18 11:29	1	
13C2-PFHxA	IS	94.3	50 - 150		B8B0071	12-Feb-18	0.115 L	23-Feb-18 11:29	1	
13C4-PFHpA	IS	84.7	50 - 150		B8B0071	12-Feb-18	0.115 L	23-Feb-18 11:29	1	
18O2-PFHxS	IS	102	50 - 150		B8B0071	12-Feb-18	0.115 L	23-Feb-18 11:29	1	
13C2-PFOA	IS	107	50 - 150		B8B0071	12-Feb-18	0.115 L	23-Feb-18 11:29	1	
13C8-PFOS	IS	94.0	50 - 150		B8B0071	12-Feb-18	0.115 L	23-Feb-18 11:29	1	
13C5-PFNA	IS	84.7	50 - 150		B8B0071	12-Feb-18	0.115 L	23-Feb-18 11:29	1	
13C2-PFDA	IS	73.1	50 - 150		B8B0071	12-Feb-18	0.115 L	23-Feb-18 11:29	1	
d3-MeFOSAA	IS	70.9	50 - 150		B8B0071	12-Feb-18	0.115 L	23-Feb-18 11:29	1	
13C2-PFUnA	IS	67.0	50 - 150		B8B0071	12-Feb-18	0.115 L	23-Feb-18 11:29	1	
d5-EtFOSAA	IS	63.5	50 - 150		B8B0071	12-Feb-18	0.115 L	23-Feb-18 11:29	1	
13C2-PFDoA	IS	69.2	50 - 150		B8B0071	12-Feb-18	0.115 L	23-Feb-18 11:29	1	
13C2-PFTeDA	IS	88.3	50 - 150		B8B0071	12-Feb-18	0.115 L	23-Feb-18 11:29	1	

DL - Detection Limit  
 LOD - Limit of Detection  
 LOQ - Limit of Quantitation  
 LCL-UCL - Lower control limit - upper control limit  
 Results reported to the DL.  
 When reported, PFHxS, PFOA and PFOS include both linear and branched isomers.  
 Only the linear isomer is reported for all other analytes.

New 3/2/18

**Sample ID: OF-RW31-0218**

**Modified EPA Method 537**

Client Data		Laboratory Data		Matrix:		Date Collected:		Date Received:		Column:	
Name:	CH2M Hill	Lab Sample:	1800284-16	Drinking Water		BEHC18					
Project:	CTO-WE01,Fentress PFAS Res. DW Investigation	Date Received:	09-Feb-18 10:32	08-Feb-18 17:42							
Analyte	Conc. (ng/L)	DL	LOD	LOQ	Qualifiers	Batch	Extracted	Samp Size	Analyzed	Dilution	
PFBS	3.09	1.90	5.30	8.49	J	B8B0147	26-Feb-18	0.118 L	07-Mar-18 20:24	I	HT
PFHxA	ND	2.31	5.30	8.49	uJ	B8B0147	26-Feb-18	0.118 L	07-Mar-18 20:24	I	
PFHpA	ND	0.627	5.30	8.49	J	B8B0147	26-Feb-18	0.118 L	07-Mar-18 20:24	I	
PFHxS	ND	1.01	5.30	8.49	J	B8B0147	26-Feb-18	0.118 L	07-Mar-18 20:24	I	
PFOA	3.24	0.691	5.30	8.49	J	B8B0147	26-Feb-18	0.118 L	07-Mar-18 20:24	I	
PFOS	3.35	0.857	5.30	8.49	J	B8B0147	26-Feb-18	0.118 L	07-Mar-18 20:24	I	
PFNA	ND	0.860	5.30	8.49	uJ	B8B0147	26-Feb-18	0.118 L	07-Mar-18 20:24	I	
PFDA	ND	1.58	5.30	8.49	J	B8B0147	26-Feb-18	0.118 L	07-Mar-18 20:24	I	
MeFOSAA	ND	1.75	5.30	8.49	J	B8B0147	26-Feb-18	0.118 L	07-Mar-18 20:24	I	
PFUnA	ND	1.11	5.30	8.49	J	B8B0147	26-Feb-18	0.118 L	07-Mar-18 20:24	I	
EfFOSAA	ND	1.45	5.30	8.49	J	B8B0147	26-Feb-18	0.118 L	07-Mar-18 20:24	I	
PFDoA	ND	0.841	5.30	8.49	J	B8B0147	26-Feb-18	0.118 L	07-Mar-18 20:24	I	
PFTTrDA	ND	0.524	5.30	8.49	J	B8B0147	26-Feb-18	0.118 L	07-Mar-18 20:24	I	
PFTeDA	0.847	0.801	5.30	8.49	J	B8B0147	26-Feb-18	0.118 L	07-Mar-18 20:24	I	
Labeled Standards	Type	Limits		% Recovery		Qualifiers	Batch	Extracted	Samp Size	Analyzed	Dilution
13C3-PFBS	IS	50 - 150	177			J	B8B0147	26-Feb-18	0.118 L	07-Mar-18 20:24	I
13C2-PFHxA	IS	50 - 150	89.9				B8B0147	26-Feb-18	0.118 L	07-Mar-18 20:24	I
13C4-PFHpA	IS	50 - 150	104				B8B0147	26-Feb-18	0.118 L	07-Mar-18 20:24	I
18O2-PFHxS	IS	50 - 150	96.8				B8B0147	26-Feb-18	0.118 L	07-Mar-18 20:24	I
13C2-PFOA	IS	50 - 150	106				B8B0147	26-Feb-18	0.118 L	07-Mar-18 20:24	I
13C8-PFOS	IS	50 - 150	88.3				B8B0147	26-Feb-18	0.118 L	07-Mar-18 20:24	I
13C5-PFNA	IS	50 - 150	82.8				B8B0147	26-Feb-18	0.118 L	07-Mar-18 20:24	I
13C2-PFDA	IS	50 - 150	84.4				B8B0147	26-Feb-18	0.118 L	07-Mar-18 20:24	I
d3-MeFOSAA	IS	50 - 150	95.0				B8B0147	26-Feb-18	0.118 L	07-Mar-18 20:24	I
13C2-PFUnA	IS	50 - 150	71.0				B8B0147	26-Feb-18	0.118 L	07-Mar-18 20:24	I
d5-EfFOSAA	IS	50 - 150	95.3				B8B0147	26-Feb-18	0.118 L	07-Mar-18 20:24	I
13C2-PFDoA	IS	50 - 150	87.0				B8B0147	26-Feb-18	0.118 L	07-Mar-18 20:24	I
13C2-PFTeDA	IS	50 - 150	93.3				B8B0147	26-Feb-18	0.118 L	07-Mar-18 20:24	I

When reported, PFHxS, PFOA and PFOS include both linear and branched isomers  
Only the linear isomer is reported for all other analytes

LCL-UCL- Lower control limit - upper control limit  
Results reported to the DL.

DL - Detection Limit  
LOD - Limit of Detection  
LOQ - Limit of quantitation

NW 312118

**Sample ID: OF-FB31-0218**

**Modified EPA Method 537**

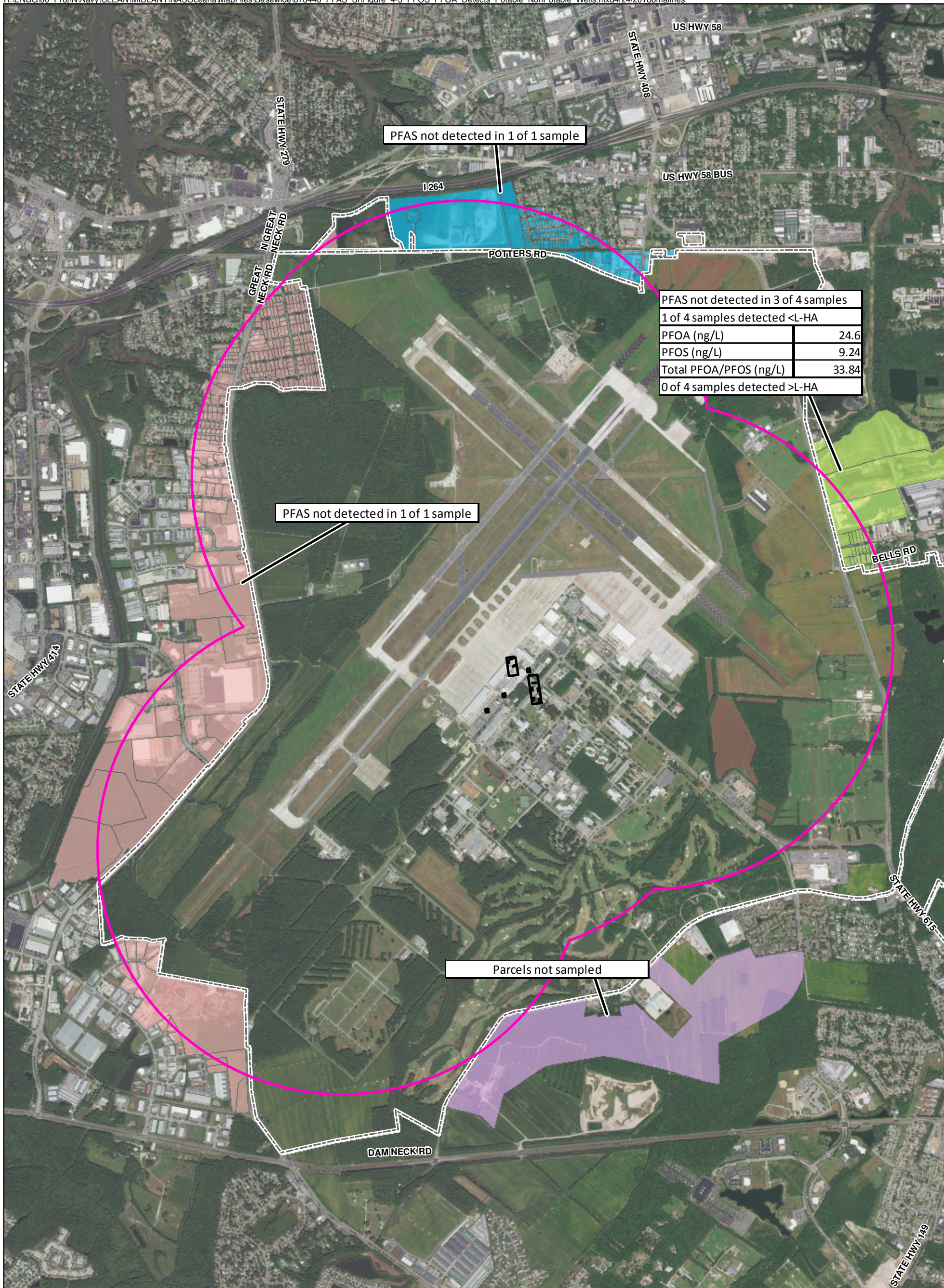
<b>Client Data</b>		<b>Laboratory Data</b>	
Name: CH2M Hill	Matrix: Drinking Water	Lab Sample: 1800284-17	Column: BEH C18
Project: CTO-WE01,Fentress PFAS Res. DW Investigation	Date Collected: 08-Feb-18 17:43	Date Received: 09-Feb-18 10:32	

Analyte	Conc. (ng/L)	DL	LOD	LOQ	Qualifiers	Batch	Extracted	Samp Size	Analyzed	Dilution
PFBS	ND	1.91	5.34	8.53		B8B0071	12-Feb-18	0.117 L	23-Feb-18 11:52	1
PFHxA	ND	2.32	5.34	8.53		B8B0071	12-Feb-18	0.117 L	23-Feb-18 11:52	1
PFHpA	ND	0.630	5.34	8.53		B8B0071	12-Feb-18	0.117 L	23-Feb-18 11:52	1
PFHxS	ND	1.01	5.34	8.53		B8B0071	12-Feb-18	0.117 L	23-Feb-18 11:52	1
PFOA	ND	0.694	5.34	8.53		B8B0071	12-Feb-18	0.117 L	23-Feb-18 11:52	1
PFOS	ND	0.860	5.34	8.53		B8B0071	12-Feb-18	0.117 L	23-Feb-18 11:52	1
PFNA	ND	0.863	5.34	8.53		B8B0071	12-Feb-18	0.117 L	23-Feb-18 11:52	1
PFDA	ND	1.59	5.34	8.53		B8B0071	12-Feb-18	0.117 L	23-Feb-18 11:52	1
MeFOSAA	ND	1.76	5.34	8.53		B8B0071	12-Feb-18	0.117 L	23-Feb-18 11:52	1
PFUnA	ND	1.12	5.34	8.53		B8B0071	12-Feb-18	0.117 L	23-Feb-18 11:52	1
EtFOSAA	ND	1.46	5.34	8.53		B8B0071	12-Feb-18	0.117 L	23-Feb-18 11:52	1
PFDoA	ND	0.844	5.34	8.53		B8B0071	12-Feb-18	0.117 L	23-Feb-18 11:52	1
PFTTrDA	ND	0.527	5.34	8.53		B8B0071	12-Feb-18	0.117 L	23-Feb-18 11:52	1
PFTeDA	ND	0.805	5.34	8.53		B8B0071	12-Feb-18	0.117 L	23-Feb-18 11:52	1
<b>Labeled Standards</b>	<b>% Recovery</b>	<b>Limits</b>	<b>Qualifiers</b>	<b>Batch</b>	<b>Extracted</b>	<b>Samp Size</b>	<b>Analyzed</b>	<b>Dilution</b>		
13C3-PFBS	115	50 - 150		B8B0071	12-Feb-18	0.117 L	23-Feb-18 11:52	1		
13C2-PFHxA	82.2	50 - 150		B8B0071	12-Feb-18	0.117 L	23-Feb-18 11:52	1		
13C4-PFHpA	95.8	50 - 150		B8B0071	12-Feb-18	0.117 L	23-Feb-18 11:52	1		
18O2-PFHxS	97.0	50 - 150		B8B0071	12-Feb-18	0.117 L	23-Feb-18 11:52	1		
13C2-PFOA	94.4	50 - 150		B8B0071	12-Feb-18	0.117 L	23-Feb-18 11:52	1		
13C8-PFOS	107	50 - 150		B8B0071	12-Feb-18	0.117 L	23-Feb-18 11:52	1		
13C5-PFNA	92.7	50 - 150		B8B0071	12-Feb-18	0.117 L	23-Feb-18 11:52	1		
13C2-PFDA	68.9	50 - 150		B8B0071	12-Feb-18	0.117 L	23-Feb-18 11:52	1		
d3-MeFOSAA	82.1	50 - 150		B8B0071	12-Feb-18	0.117 L	23-Feb-18 11:52	1		
13C2-PFUnA	53.8	50 - 150		B8B0071	12-Feb-18	0.117 L	23-Feb-18 11:52	1		
d5-EtFOSAA	72.3	50 - 150		B8B0071	12-Feb-18	0.117 L	23-Feb-18 11:52	1		
13C2-PFDoA	76.0	50 - 150		B8B0071	12-Feb-18	0.117 L	23-Feb-18 11:52	1		
13C2-PFTeDA	96.7	50 - 150		B8B0071	12-Feb-18	0.117 L	23-Feb-18 11:52	1		

DL - Detection Limit  
 LOD - Limit of Detection  
 LOQ - Limit of quantitation  
 LCL-ULC - Lower control limit - upper control limit  
 Results: reported to the DL  
 When reported, PFHxS, PFOA and PFOS include both linear and branched isomers  
 Only the linear isomer is reported for all other analytes


1803/2/18





**Legend**

- Non-Core Target Treatment Area (2004)
- - Core Target Treatment Area (2004) (Core)
- ▭ Sampling Area
- ▭ Installation Boundary
- Off-Base Parcels**
- ▭ East
- ▭ North
- ▭ South
- ▭ West



Imagery Source: ©2017 Esri

Figure 4-3  
COCs Detections in Potable Wells Sampled from Parcels Located Off-Base  
Basewide Per- and Polyfluoroalkyl Substances Site Inspection Report  
NAS Oceana, Virginia Beach, Virginia