



**Off-Base Drinking Water Sample Results,
Level 2 Laboratory Report, Level 4 Laboratory Report,
Electronic Data Deliverable, Data Validation Report,
and the Sample Location Figure, SDG 1800324**

*Naval Air Station Oceana
Virginia Beach, Virginia*

July 2019



March 12, 2018

Vista Work Order No. 1800324

Ms. Tiffany Hill
CH2M Hill
1100 NE Circle Blvd. Suite 300
Corvallis, OR 97330

Dear Ms. Hill,

Enclosed are the results for the sample set received at Vista Analytical Laboratory on February 16, 2018. This sample set was analyzed on a rush turn-around time, under your Project Name 'CTO-WE01, Fentress PFAS Res. DW Investigation'.

Vista Analytical Laboratory is committed to serving you effectively. If you require additional information, please contact me at 916-673-1520 or by email at mmaier@vista-analytical.com.

Thank you for choosing Vista as part of your analytical support team.

Sincerely,

Martha Maier
Laboratory Director



Vista Analytical Laboratory certifies that the report herein meets all the requirements set forth by NELAP for those applicable test methods. Results relate only to the samples as received by the laboratory. This report should not be reproduced except in full without the written approval of Vista.

Vista Work Order No. 1800324

Case Narrative

Sample Condition on Receipt:

Ten drinking water samples were received in good condition and within the method temperature requirements. The samples were received and stored securely in accordance with Vista standard operating procedures and EPA methodology.

Analytical Notes:

Modified EPA Method 537

Sample "OF-RW23-0218" contained particulate and was centrifuged prior to extraction.

The samples were extracted and analyzed for a selected list of PFAS using Modified EPA Method 537.

Holding Times

The samples were extracted and analyzed within the method hold times.

Quality Control

The Initial Calibration and Continuing Calibration Verifications met the method acceptance criteria.

A Method Blank and Laboratory Control Sample (LCS)/Laboratory Control Sample Duplicate (LCSD) were extracted and analyzed with the preparation batch. No analytes were detected in the Method Blank above 1/2 of the LOQ concentrations. The LCS/LCSD recoveries were within the acceptance criteria.

The extracts of samples "OF-RW63-0218", "OF-RW60-0218" and "OF-RW42C-0218", as well as the LCSD, were re-injected because one or more Injection Internal Standard Analyte response areas were outside of criteria. The results from the original injections have been reported for all analytes except PFOS, which was reported from the second injections.

The labeled standard recoveries outside the acceptance criteria are listed in the table below.

QC Anomalies

LabNumber	SampleName	Analysis	Analyte	Flag	%Rec
1800324-01	OF-RW63-0218	Modified EPA Method 537	13C3-PFBS	H	343
1800324-07	OF-RW60-0218	Modified EPA Method 537	13C3-PFBS	H	243
B8B0122-BLK1	B8B0122-BLK1	Modified EPA Method 537	d3-MeFOSAA	H	40.8
B8B0122-BLK1	B8B0122-BLK1	Modified EPA Method 537	d5-EtFOSAA	H	48.4
B8B0122-BS1	B8B0122-BS1	Modified EPA Method 537	d3-MeFOSAA	H	48.6

H = Recovery was outside laboratory acceptance criteria.

TABLE OF CONTENTS

Case Narrative.....	1
Table of Contents.....	3
Sample Inventory.....	4
Analytical Results.....	5
Qualifiers.....	19
Certifications.....	20
Sample Receipt.....	21

Sample Inventory Report

Vista Sample ID	Client Sample ID	Sampled	Received	Components/Containers
1800324-01	OF-RW63-0218	15-Feb-18 15:03	16-Feb-18 09:02	HDPE Bottle, 125 mL HDPE Bottle, 125 mL
1800324-02	OF-FB63-0218	15-Feb-18 15:04	16-Feb-18 09:02	HDPE Bottle, 125 mL HDPE Bottle, 125 mL
1800324-03	OF-RW23-0218	15-Feb-18 15:38	16-Feb-18 09:02	HDPE Bottle, 125 mL HDPE Bottle, 125 mL
1800324-04	OF-FB23-0218	15-Feb-18 15:39	16-Feb-18 09:02	HDPE Bottle, 125 mL HDPE Bottle, 125 mL
1800324-05	OF-RW28-0218	15-Feb-18 17:18	16-Feb-18 09:02	HDPE Bottle, 125 mL HDPE Bottle, 125 mL
1800324-06	OF-FB28-0218	15-Feb-18 17:19	16-Feb-18 09:02	HDPE Bottle, 125 mL HDPE Bottle, 125 mL
1800324-07	OF-RW60-0218	14-Feb-18 14:15	16-Feb-18 09:02	HDPE Bottle, 125 mL HDPE Bottle, 125 mL
1800324-08	OF-RW60P-0218	14-Feb-18 14:16	16-Feb-18 09:02	HDPE Bottle, 125 mL HDPE Bottle, 125 mL
1800324-09	OF-FB60-0218	14-Feb-18 14:17	16-Feb-18 09:02	HDPE Bottle, 125 mL HDPE Bottle, 125 mL
1800324-10	OF-RW42C-0218	14-Feb-18 09:33	16-Feb-18 09:02	HDPE Bottle, 125 mL HDPE Bottle, 125 mL

ANALYTICAL RESULTS

Sample ID: Method Blank **Modified EPA Method 537**

Client Data					Laboratory Data					
Name:	CH2M Hill	Matrix:	Aqueous		Lab Sample:	B8B0122-BLK1	Column:	BEH C18		
Project:	CTO-WE01, Fentress PFAS Res. DW Investigation									

Analyte	Conc. (ng/L)	DL	LOD	LOQ	Qualifiers	Batch	Extracted	Samp Size	Analyzed	Dilution
PFBS	ND	1.79	5.00	8.00		B8B0122	23-Feb-18	0.125 L	02-Mar-18 10:02	1
PFHxA	ND	2.18	5.00	8.00		B8B0122	23-Feb-18	0.125 L	02-Mar-18 10:02	1
PFHpA	ND	0.591	5.00	8.00		B8B0122	23-Feb-18	0.125 L	02-Mar-18 10:02	1
PFHxS	ND	0.947	5.00	8.00		B8B0122	23-Feb-18	0.125 L	02-Mar-18 10:02	1
PFOA	ND	0.651	5.00	8.00		B8B0122	23-Feb-18	0.125 L	02-Mar-18 10:02	1
PFOS	ND	0.807	5.00	8.00		B8B0122	23-Feb-18	0.125 L	02-Mar-18 10:02	1
PFNA	ND	0.810	5.00	8.00		B8B0122	23-Feb-18	0.125 L	02-Mar-18 10:02	1
PFDA	ND	1.49	5.00	8.00		B8B0122	23-Feb-18	0.125 L	02-Mar-18 10:02	1
MeFOSAA	ND	1.65	5.00	8.00		B8B0122	23-Feb-18	0.125 L	02-Mar-18 10:02	1
PFUnA	ND	1.05	5.00	8.00		B8B0122	23-Feb-18	0.125 L	02-Mar-18 10:02	1
EtFOSAA	ND	1.37	5.00	8.00		B8B0122	23-Feb-18	0.125 L	02-Mar-18 10:02	1
PFDoA	ND	0.792	5.00	8.00		B8B0122	23-Feb-18	0.125 L	02-Mar-18 10:02	1
PFTrDA	ND	0.494	5.00	8.00		B8B0122	23-Feb-18	0.125 L	02-Mar-18 10:02	1
PFTeDA	ND	0.755	5.00	8.00		B8B0122	23-Feb-18	0.125 L	02-Mar-18 10:02	1

Labeled Standards	Type	% Recovery	Limits	Qualifiers	Batch	Extracted	Samp Size	Analyzed	Dilution
13C3-PFBS	IS	97.9	50 - 150		B8B0122	23-Feb-18	0.125 L	02-Mar-18 10:02	1
13C2-PFHxA	IS	90.3	50 - 150		B8B0122	23-Feb-18	0.125 L	02-Mar-18 10:02	1
13C4-PFHpA	IS	91.2	50 - 150		B8B0122	23-Feb-18	0.125 L	02-Mar-18 10:02	1
18O2-PFHxS	IS	90.3	50 - 150		B8B0122	23-Feb-18	0.125 L	02-Mar-18 10:02	1
13C2-PFOA	IS	101	50 - 150		B8B0122	23-Feb-18	0.125 L	02-Mar-18 10:02	1
13C8-PFOS	IS	75.0	50 - 150		B8B0122	23-Feb-18	0.125 L	02-Mar-18 10:02	1
13C5-PFNA	IS	91.6	50 - 150		B8B0122	23-Feb-18	0.125 L	02-Mar-18 10:02	1
13C2-PFDA	IS	63.7	50 - 150		B8B0122	23-Feb-18	0.125 L	02-Mar-18 10:02	1
d3-MeFOSAA	IS	40.8	50 - 150	H	B8B0122	23-Feb-18	0.125 L	02-Mar-18 10:02	1
13C2-PFUnA	IS	51.2	50 - 150		B8B0122	23-Feb-18	0.125 L	02-Mar-18 10:02	1
d5-EtFOSAA	IS	48.4	50 - 150	H	B8B0122	23-Feb-18	0.125 L	02-Mar-18 10:02	1
13C2-PFDoA	IS	57.6	50 - 150		B8B0122	23-Feb-18	0.125 L	02-Mar-18 10:02	1
13C2-PFTeDA	IS	64.2	50 - 150		B8B0122	23-Feb-18	0.125 L	02-Mar-18 10:02	1

DL - Detection Limit

LOD - Limit of Detection
LOQ - Limit of quantitation

LCL-UCL- Lower control limit - upper control limit
Results reported to the DL.

When reported, PFHxS, PFOA and PFOS include both linear and branched isomers.
Only the linear isomer is reported for all other analytes.

Sample ID: OPR

Modified EPA Method 537

Client Data				Laboratory Data			
Name:	CH2M Hill	Matrix:	Aqueous	Lab Sample:	B8B0122-BS1	Column:	BEH C18
Project:	CTO-WE01, Fentress PFAS Res. DW Investigation						

Analyte	Amt Found (ng/L)	Spike Amt	% Rec	Limits	Qualifiers	Batch	Extracted	Samp Size	Analyzed	Dilution
PFBS	82.0	80.0	102	70-130		B8B0122	23-Feb-18	0.125 L	02-Mar-18 09:39	1
PFHxA	76.6	80.0	95.7	70-130		B8B0122	23-Feb-18	0.125 L	02-Mar-18 09:39	1
PFHpA	70.5	80.0	88.1	70-130		B8B0122	23-Feb-18	0.125 L	02-Mar-18 09:39	1
PFHxS	79.3	80.0	99.1	70-130		B8B0122	23-Feb-18	0.125 L	02-Mar-18 09:39	1
PFOA	79.8	80.0	99.7	70-130		B8B0122	23-Feb-18	0.125 L	02-Mar-18 09:39	1
PFOS	71.5	80.0	89.3	70-130		B8B0122	23-Feb-18	0.125 L	02-Mar-18 09:39	1
PFNA	70.3	80.0	87.9	70-130		B8B0122	23-Feb-18	0.125 L	02-Mar-18 09:39	1
PFDA	64.0	80.0	80.0	70-130		B8B0122	23-Feb-18	0.125 L	02-Mar-18 09:39	1
MeFOSAA	89.8	80.0	112	70-130		B8B0122	23-Feb-18	0.125 L	02-Mar-18 09:39	1
PFOxA	71.8	80.0	89.8	70-130		B8B0122	23-Feb-18	0.125 L	02-Mar-18 09:39	1
EtFOSAA	80.3	80.0	100	70-130		B8B0122	23-Feb-18	0.125 L	02-Mar-18 09:39	1
PFDxA	80.9	80.0	101	70-130		B8B0122	23-Feb-18	0.125 L	02-Mar-18 09:39	1
PFTDA	85.5	80.0	107	60-130		B8B0122	23-Feb-18	0.125 L	02-Mar-18 09:39	1
PFTeDA	56.1	80.0	70.1	70-130		B8B0122	23-Feb-18	0.125 L	02-Mar-18 09:39	1
Labeled Standards	Type		% Rec	Limits	Qualifiers	Batch	Extracted	Samp Size	Analyzed	Dilution
13C3-PFBS	IS		105	50- 150		B8B0122	23-Feb-18	0.125 L	02-Mar-18 09:39	1
13C2-PFHxA	IS		93.6	50- 150		B8B0122	23-Feb-18	0.125 L	02-Mar-18 09:39	1
13C4-PFHpA	IS		92.6	50- 150		B8B0122	23-Feb-18	0.125 L	02-Mar-18 09:39	1
18O2-PFHxS	IS		102	50- 150		B8B0122	23-Feb-18	0.125 L	02-Mar-18 09:39	1
13C2-PFOA	IS		85.2	50- 150		B8B0122	23-Feb-18	0.125 L	02-Mar-18 09:39	1
13C8-PFOS	IS		90.3	50- 150		B8B0122	23-Feb-18	0.125 L	02-Mar-18 09:39	1
13C5-PFNA	IS		86.5	50- 150		B8B0122	23-Feb-18	0.125 L	02-Mar-18 09:39	1
13C2-PFDA	IS		76.0	50- 150		B8B0122	23-Feb-18	0.125 L	02-Mar-18 09:39	1
d3-MeFOSAA	IS		48.6	50- 150	H	B8B0122	23-Feb-18	0.125 L	02-Mar-18 09:39	1
13C2-PFOxA	IS		69.9	50- 150		B8B0122	23-Feb-18	0.125 L	02-Mar-18 09:39	1
d5-EtFOSAA	IS		62.6	50- 150		B8B0122	23-Feb-18	0.125 L	02-Mar-18 09:39	1
13C2-PFDxA	IS		62.1	50- 150		B8B0122	23-Feb-18	0.125 L	02-Mar-18 09:39	1
13C2-PFTeDA	IS		77.4	50- 150		B8B0122	23-Feb-18	0.125 L	02-Mar-18 09:39	1

LCS/LCSD Results

Modified EPA Method 537

Matrix: Aqueous	QC Batch: B8B0122	Lab Sample: B8B0122-BS1/B8B0122-BSD1
Sample Size: 0.125 L	Date Extracted: 23-Feb-2018 11:00	Date Analyzed: 02-Mar-18 09:39 Column: BEH C18 02-Mar-18 09:50 Column: BEH C18

Analyte	LCS-%R	LCSD-%R	RPD	Labeled Standard	LCS-%R	LCSD-%R
PFBS	102	99.6	2.87	IS 13C3-PFBS	105	140
PFHxA	95.7	93.0	2.88	IS 13C2-PFHxA	93.6	99.5
PFHpA	88.1	97.5	10.1	IS 13C4-PFHpA	92.6	101
PFHxS	99.1	99.7	0.598	IS 18O2-PFHxS	102	96.3
PFOA	99.7	98.5	1.16	IS 13C2-PFOA	85.2	87.4
PFOS	89.3	98.6	9.88	IS 13C8-PFOS	90.3	103
PFNA	87.9	78.7	11.0	IS 13C5-PFNA	86.5	89.1
PFDA	80.0	86.7	8.07	IS 13C2-PFDA	76.0	76.1
MeFOSAA	112	99.0	12.6	IS d3-MeFOSAA	48.6	66.9
PFUnA	89.8	105	15.8	IS 13C2-PFUnA	69.9	65.9
EtFOSAA	100	123	20.2	IS d5-EtFOSAA	62.6	60.3
PFDoA	101	98.1	3.03	IS 13C2-PFDoA	62.1	70.7
PFTTrDA	107	88.3	19.0	IS 13C2-PFTeDA	77.4	87.9
PFTeDA	70.1	83.0	16.8			

LCL-UCL - Lower control limit - upper control limit

Sample ID: OF-RW63-0218

Modified EPA Method 537

Client Data					Laboratory Data					
Name:	CH2M Hill	Matrix:	Drinking Water		Lab Sample:	1800324-01	Column:	BEH C18		
Project:	CTO-WE01, Fentress PFAS Res. DW Investigation		Date Collected:	15-Feb-18 15:03	Date Received:	16-Feb-18 09:02				

Analyte	Conc. (ng/L)	DL	LOD	LOQ	Qualifiers	Batch	Extracted	Samp Size	Analyzed	Dilution
PFBS	2.80	1.95	5.43	8.72	J	B8B0122	23-Feb-18	0.115 L	01-Mar-18 16:38	1
PFHxA	2.90	2.38	5.43	8.72	J	B8B0122	23-Feb-18	0.115 L	01-Mar-18 16:38	1
PFHpA	2.41	0.645	5.43	8.72	J	B8B0122	23-Feb-18	0.115 L	01-Mar-18 16:38	1
PFHxS	9.16	1.03	5.43	8.72		B8B0122	23-Feb-18	0.115 L	01-Mar-18 16:38	1
PFOA	17.8	0.710	5.43	8.72		B8B0122	23-Feb-18	0.115 L	01-Mar-18 16:38	1
PFOS	34.0	0.880	5.43	8.72		B8B0122	23-Feb-18	0.115 L	02-Mar-18 12:43	1
PFNA	ND	0.883	5.43	8.72		B8B0122	23-Feb-18	0.115 L	01-Mar-18 16:38	1
PFDA	ND	1.62	5.43	8.72		B8B0122	23-Feb-18	0.115 L	01-Mar-18 16:38	1
MeFOSAA	ND	1.80	5.43	8.72		B8B0122	23-Feb-18	0.115 L	01-Mar-18 16:38	1
PFOA	ND	1.15	5.43	8.72		B8B0122	23-Feb-18	0.115 L	01-Mar-18 16:38	1
EtFOSAA	ND	1.49	5.43	8.72		B8B0122	23-Feb-18	0.115 L	01-Mar-18 16:38	1
PFOA	ND	0.864	5.43	8.72		B8B0122	23-Feb-18	0.115 L	01-Mar-18 16:38	1
PFOA	ND	0.539	5.43	8.72		B8B0122	23-Feb-18	0.115 L	01-Mar-18 16:38	1
PFOA	ND	0.823	5.43	8.72		B8B0122	23-Feb-18	0.115 L	01-Mar-18 16:38	1

Labeled Standards	Type	% Recovery	Limits	Qualifiers	Batch	Extracted	Samp Size	Analyzed	Dilution
13C3-PFBS	IS	343	50 - 150	H	B8B0122	23-Feb-18	0.115 L	01-Mar-18 16:38	1
13C2-PFHxA	IS	95.0	50 - 150		B8B0122	23-Feb-18	0.115 L	01-Mar-18 16:38	1
13C4-PFHpA	IS	113	50 - 150		B8B0122	23-Feb-18	0.115 L	01-Mar-18 16:38	1
18O2-PFHxS	IS	104	50 - 150		B8B0122	23-Feb-18	0.115 L	01-Mar-18 16:38	1
13C2-PFOA	IS	80.5	50 - 150		B8B0122	23-Feb-18	0.115 L	01-Mar-18 16:38	1
13C8-PFOS	IS	76.8	50 - 150		B8B0122	23-Feb-18	0.115 L	02-Mar-18 12:43	1
13C5-PFNA	IS	67.6	50 - 150		B8B0122	23-Feb-18	0.115 L	01-Mar-18 16:38	1
13C2-PFDA	IS	80.4	50 - 150		B8B0122	23-Feb-18	0.115 L	01-Mar-18 16:38	1
d3-MeFOSAA	IS	116	50 - 150		B8B0122	23-Feb-18	0.115 L	01-Mar-18 16:38	1
13C2-PFOA	IS	68.0	50 - 150		B8B0122	23-Feb-18	0.115 L	01-Mar-18 16:38	1
d5-EtFOSAA	IS	121	50 - 150		B8B0122	23-Feb-18	0.115 L	01-Mar-18 16:38	1
13C2-PFOA	IS	74.5	50 - 150		B8B0122	23-Feb-18	0.115 L	01-Mar-18 16:38	1
13C2-PFOA	IS	71.8	50 - 150		B8B0122	23-Feb-18	0.115 L	01-Mar-18 16:38	1

DL - Detection Limit

LOD - Limit of Detection
LOQ - Limit of quantitation

LCL-UCL- Lower control limit - upper control limit
Results reported to the DL.

When reported, PFHxS, PFOA and PFOS include both linear and branched isomers.
Only the linear isomer is reported for all other analytes.

Sample ID: OF-FB63-0218

Modified EPA Method 537

Client Data					Laboratory Data					
Name:	CH2M Hill	Matrix:	Drinking Water		Lab Sample:	1800324-02	Column:	BEH C18		
Project:	CTO-WE01, Fentress PFAS Res. DW Investigation		Date Collected:	15-Feb-18 15:04	Date Received:	16-Feb-18 09:02				

Analyte	Conc. (ng/L)	DL	LOD	LOQ	Qualifiers	Batch	Extracted	Samp Size	Analyzed	Dilution
PFBS	ND	1.93	5.39	8.60		B8B0122	23-Feb-18	0.116 L	01-Mar-18 16:50	1
PFHxA	ND	2.34	5.39	8.60		B8B0122	23-Feb-18	0.116 L	01-Mar-18 16:50	1
PFHpA	ND	0.636	5.39	8.60		B8B0122	23-Feb-18	0.116 L	01-Mar-18 16:50	1
PFHxS	1.92	1.02	5.39	8.60	J	B8B0122	23-Feb-18	0.116 L	01-Mar-18 16:50	1
PFOA	ND	0.700	5.39	8.60		B8B0122	23-Feb-18	0.116 L	01-Mar-18 16:50	1
PFOS	ND	0.868	5.39	8.60		B8B0122	23-Feb-18	0.116 L	02-Mar-18 13:29	1
PFNA	ND	0.871	5.39	8.60		B8B0122	23-Feb-18	0.116 L	01-Mar-18 16:50	1
PFDA	ND	1.60	5.39	8.60		B8B0122	23-Feb-18	0.116 L	01-Mar-18 16:50	1
MeFOSAA	ND	1.77	5.39	8.60		B8B0122	23-Feb-18	0.116 L	01-Mar-18 16:50	1
PFUnA	ND	1.13	5.39	8.60		B8B0122	23-Feb-18	0.116 L	01-Mar-18 16:50	1
EtFOSAA	ND	1.47	5.39	8.60		B8B0122	23-Feb-18	0.116 L	01-Mar-18 16:50	1
PFDoA	ND	0.852	5.39	8.60		B8B0122	23-Feb-18	0.116 L	01-Mar-18 16:50	1
PFTrDA	ND	0.531	5.39	8.60		B8B0122	23-Feb-18	0.116 L	01-Mar-18 16:50	1
PFTeDA	ND	0.812	5.39	8.60		B8B0122	23-Feb-18	0.116 L	01-Mar-18 16:50	1

Labeled Standards	Type	% Recovery	Limits	Qualifiers	Batch	Extracted	Samp Size	Analyzed	Dilution
13C3-PFBS	IS	90.1	50 - 150		B8B0122	23-Feb-18	0.116 L	01-Mar-18 16:50	1
13C2-PFHxA	IS	85.5	50 - 150		B8B0122	23-Feb-18	0.116 L	01-Mar-18 16:50	1
13C4-PFHpA	IS	87.8	50 - 150		B8B0122	23-Feb-18	0.116 L	01-Mar-18 16:50	1
18O2-PFHxS	IS	82.9	50 - 150		B8B0122	23-Feb-18	0.116 L	01-Mar-18 16:50	1
13C2-PFOA	IS	89.6	50 - 150		B8B0122	23-Feb-18	0.116 L	01-Mar-18 16:50	1
13C8-PFOS	IS	91.2	50 - 150		B8B0122	23-Feb-18	0.116 L	02-Mar-18 13:29	1
13C5-PFNA	IS	90.6	50 - 150		B8B0122	23-Feb-18	0.116 L	01-Mar-18 16:50	1
13C2-PFDA	IS	85.8	50 - 150		B8B0122	23-Feb-18	0.116 L	01-Mar-18 16:50	1
d3-MeFOSAA	IS	71.3	50 - 150		B8B0122	23-Feb-18	0.116 L	01-Mar-18 16:50	1
13C2-PFUnA	IS	59.4	50 - 150		B8B0122	23-Feb-18	0.116 L	01-Mar-18 16:50	1
d5-EtFOSAA	IS	66.4	50 - 150		B8B0122	23-Feb-18	0.116 L	01-Mar-18 16:50	1
13C2-PFDoA	IS	74.6	50 - 150		B8B0122	23-Feb-18	0.116 L	01-Mar-18 16:50	1
13C2-PFTeDA	IS	74.3	50 - 150		B8B0122	23-Feb-18	0.116 L	01-Mar-18 16:50	1

DL - Detection Limit

LOD - Limit of Detection
LOQ - Limit of quantitation

LCL-UCL- Lower control limit - upper control limit
Results reported to the DL.

When reported, PFHxS, PFOA and PFOS include both linear and branched isomers.
Only the linear isomer is reported for all other analytes.

Sample ID: OF-RW23-0218

Modified EPA Method 537

Client Data					Laboratory Data					
Name:	CH2M Hill	Matrix:	Drinking Water		Lab Sample:	1800324-03	Column:	BEH C18		
Project:	CTO-WE01, Fentress PFAS Res. DW Investigation		Date Collected:	15-Feb-18 15:38	Date Received:	16-Feb-18 09:02				

Analyte	Conc. (ng/L)	DL	LOD	LOQ	Qualifiers	Batch	Extracted	Samp Size	Analyzed	Dilution
PFBS	ND	1.98	5.53	8.84		B8B0122	23-Feb-18	0.113 L	01-Mar-18 17:35	1
PFHxA	ND	2.41	5.53	8.84		B8B0122	23-Feb-18	0.113 L	01-Mar-18 17:35	1
PFHpA	ND	0.653	5.53	8.84		B8B0122	23-Feb-18	0.113 L	01-Mar-18 17:35	1
PFHxS	ND	1.05	5.53	8.84		B8B0122	23-Feb-18	0.113 L	01-Mar-18 17:35	1
PFOA	4.29	0.719	5.53	8.84	J	B8B0122	23-Feb-18	0.113 L	01-Mar-18 17:35	1
PFOS	10.7	0.892	5.53	8.84		B8B0122	23-Feb-18	0.113 L	02-Mar-18 13:40	1
PFNA	ND	0.895	5.53	8.84		B8B0122	23-Feb-18	0.113 L	01-Mar-18 17:35	1
PFDA	ND	1.65	5.53	8.84		B8B0122	23-Feb-18	0.113 L	01-Mar-18 17:35	1
MeFOSAA	ND	1.82	5.53	8.84		B8B0122	23-Feb-18	0.113 L	01-Mar-18 17:35	1
PFOxA	ND	1.16	5.53	8.84		B8B0122	23-Feb-18	0.113 L	01-Mar-18 17:35	1
EtFOSAA	ND	1.51	5.53	8.84		B8B0122	23-Feb-18	0.113 L	01-Mar-18 17:35	1
PFOxA	ND	0.875	5.53	8.84		B8B0122	23-Feb-18	0.113 L	01-Mar-18 17:35	1
PFTeDA	ND	0.546	5.53	8.84		B8B0122	23-Feb-18	0.113 L	01-Mar-18 17:35	1
PFTeDA	ND	0.834	5.53	8.84		B8B0122	23-Feb-18	0.113 L	01-Mar-18 17:35	1

Labeled Standards	Type	% Recovery	Limits	Qualifiers	Batch	Extracted	Samp Size	Analyzed	Dilution
13C3-PFBS	IS	110	50 - 150		B8B0122	23-Feb-18	0.113 L	01-Mar-18 17:35	1
13C2-PFHxA	IS	90.5	50 - 150		B8B0122	23-Feb-18	0.113 L	01-Mar-18 17:35	1
13C4-PFHpA	IS	101	50 - 150		B8B0122	23-Feb-18	0.113 L	01-Mar-18 17:35	1
18O2-PFHxS	IS	83.3	50 - 150		B8B0122	23-Feb-18	0.113 L	01-Mar-18 17:35	1
13C2-PFOA	IS	82.5	50 - 150		B8B0122	23-Feb-18	0.113 L	01-Mar-18 17:35	1
13C8-PFOS	IS	88.2	50 - 150		B8B0122	23-Feb-18	0.113 L	02-Mar-18 13:40	1
13C5-PFNA	IS	85.4	50 - 150		B8B0122	23-Feb-18	0.113 L	01-Mar-18 17:35	1
13C2-PFDA	IS	88.5	50 - 150		B8B0122	23-Feb-18	0.113 L	01-Mar-18 17:35	1
d3-MeFOSAA	IS	78.8	50 - 150		B8B0122	23-Feb-18	0.113 L	01-Mar-18 17:35	1
13C2-PFOxA	IS	83.4	50 - 150		B8B0122	23-Feb-18	0.113 L	01-Mar-18 17:35	1
d5-EtFOSAA	IS	83.8	50 - 150		B8B0122	23-Feb-18	0.113 L	01-Mar-18 17:35	1
13C2-PFOxA	IS	83.5	50 - 150		B8B0122	23-Feb-18	0.113 L	01-Mar-18 17:35	1
13C2-PFTeDA	IS	89.7	50 - 150		B8B0122	23-Feb-18	0.113 L	01-Mar-18 17:35	1

DL - Detection Limit

LOD - Limit of Detection
LOQ - Limit of quantitation

LCL-UCL- Lower control limit - upper control limit
Results reported to the DL.

When reported, PFHxS, PFOA and PFOS include both linear and branched isomers.
Only the linear isomer is reported for all other analytes.

Sample ID: OF-FB23-0218

Modified EPA Method 537

Client Data					Laboratory Data					
Name:	CH2M Hill	Matrix:	Drinking Water		Lab Sample:	1800324-04	Column:	BEH C18		
Project:	CTO-WE01, Fentress PFAS Res. DW Investigation		Date Collected:	15-Feb-18 15:39	Date Received:	16-Feb-18 09:02				

Analyte	Conc. (ng/L)	DL	LOD	LOQ	Qualifiers	Batch	Extracted	Samp Size	Analyzed	Dilution
PFBS	ND	1.91	5.34	8.55		B8B0122	23-Feb-18	0.117 L	01-Mar-18 17:47	1
PFHxA	ND	2.33	5.34	8.55		B8B0122	23-Feb-18	0.117 L	01-Mar-18 17:47	1
PFHpA	ND	0.632	5.34	8.55		B8B0122	23-Feb-18	0.117 L	01-Mar-18 17:47	1
PFHxS	ND	1.01	5.34	8.55		B8B0122	23-Feb-18	0.117 L	01-Mar-18 17:47	1
PFOA	ND	0.696	5.34	8.55		B8B0122	23-Feb-18	0.117 L	01-Mar-18 17:47	1
PFOS	ND	0.863	5.34	8.55		B8B0122	23-Feb-18	0.117 L	02-Mar-18 13:52	1
PFNA	ND	0.866	5.34	8.55		B8B0122	23-Feb-18	0.117 L	01-Mar-18 17:47	1
PFDA	ND	1.59	5.34	8.55		B8B0122	23-Feb-18	0.117 L	01-Mar-18 17:47	1
MeFOSAA	ND	1.76	5.34	8.55		B8B0122	23-Feb-18	0.117 L	01-Mar-18 17:47	1
PFOxA	ND	1.12	5.34	8.55		B8B0122	23-Feb-18	0.117 L	01-Mar-18 17:47	1
EtFOSAA	ND	1.46	5.34	8.55		B8B0122	23-Feb-18	0.117 L	01-Mar-18 17:47	1
PFOxA	ND	0.847	5.34	8.55		B8B0122	23-Feb-18	0.117 L	01-Mar-18 17:47	1
PFTeDA	ND	0.528	5.34	8.55		B8B0122	23-Feb-18	0.117 L	01-Mar-18 17:47	1
PFTeDA	ND	0.807	5.34	8.55		B8B0122	23-Feb-18	0.117 L	01-Mar-18 17:47	1

Labeled Standards	Type	% Recovery	Limits	Qualifiers	Batch	Extracted	Samp Size	Analyzed	Dilution
13C3-PFBS	IS	126	50 - 150		B8B0122	23-Feb-18	0.117 L	01-Mar-18 17:47	1
13C2-PFHxA	IS	89.7	50 - 150		B8B0122	23-Feb-18	0.117 L	01-Mar-18 17:47	1
13C4-PFHpA	IS	91.8	50 - 150		B8B0122	23-Feb-18	0.117 L	01-Mar-18 17:47	1
18O2-PFHxS	IS	86.8	50 - 150		B8B0122	23-Feb-18	0.117 L	01-Mar-18 17:47	1
13C2-PFOA	IS	80.8	50 - 150		B8B0122	23-Feb-18	0.117 L	01-Mar-18 17:47	1
13C8-PFOS	IS	91.3	50 - 150		B8B0122	23-Feb-18	0.117 L	02-Mar-18 13:52	1
13C5-PFNA	IS	86.4	50 - 150		B8B0122	23-Feb-18	0.117 L	01-Mar-18 17:47	1
13C2-PFDA	IS	82.9	50 - 150		B8B0122	23-Feb-18	0.117 L	01-Mar-18 17:47	1
d3-MeFOSAA	IS	55.3	50 - 150		B8B0122	23-Feb-18	0.117 L	01-Mar-18 17:47	1
13C2-PFOxA	IS	55.0	50 - 150		B8B0122	23-Feb-18	0.117 L	01-Mar-18 17:47	1
d5-EtFOSAA	IS	66.9	50 - 150		B8B0122	23-Feb-18	0.117 L	01-Mar-18 17:47	1
13C2-PFOxA	IS	53.8	50 - 150		B8B0122	23-Feb-18	0.117 L	01-Mar-18 17:47	1
13C2-PFTeDA	IS	59.3	50 - 150		B8B0122	23-Feb-18	0.117 L	01-Mar-18 17:47	1

DL - Detection Limit

LOD - Limit of Detection
LOQ - Limit of quantitation

LCL-UCL- Lower control limit - upper control limit
Results reported to the DL.

When reported, PFHxS, PFOA and PFOS include both linear and branched isomers.
Only the linear isomer is reported for all other analytes.

Sample ID: OF-RW28-0218

Modified EPA Method 537

Client Data					Laboratory Data					
Name:	CH2M Hill	Matrix:	Drinking Water		Lab Sample:	1800324-05	Column:	BEH C18		
Project:	CTO-WE01, Fentress PFAS Res. DW Investigation		Date Collected:	15-Feb-18 17:18	Date Received:	16-Feb-18 09:02				

Analyte	Conc. (ng/L)	DL	LOD	LOQ	Qualifiers	Batch	Extracted	Samp Size	Analyzed	Dilution
PFBS	ND	1.99	5.58	8.91		B8B0122	23-Feb-18	0.112 L	01-Mar-18 17:58	1
PFHxA	ND	2.43	5.58	8.91		B8B0122	23-Feb-18	0.112 L	01-Mar-18 17:58	1
PFHpA	ND	0.658	5.58	8.91		B8B0122	23-Feb-18	0.112 L	01-Mar-18 17:58	1
PFHxS	ND	1.05	5.58	8.91		B8B0122	23-Feb-18	0.112 L	01-Mar-18 17:58	1
PFOA	ND	0.725	5.58	8.91		B8B0122	23-Feb-18	0.112 L	01-Mar-18 17:58	1
PFOS	ND	0.899	5.58	8.91		B8B0122	23-Feb-18	0.112 L	02-Mar-18 14:03	1
PFNA	ND	0.902	5.58	8.91		B8B0122	23-Feb-18	0.112 L	01-Mar-18 17:58	1
PFDA	ND	1.66	5.58	8.91		B8B0122	23-Feb-18	0.112 L	01-Mar-18 17:58	1
MeFOSAA	ND	1.84	5.58	8.91		B8B0122	23-Feb-18	0.112 L	01-Mar-18 17:58	1
PFUnA	ND	1.17	5.58	8.91		B8B0122	23-Feb-18	0.112 L	01-Mar-18 17:58	1
EtFOSAA	ND	1.53	5.58	8.91		B8B0122	23-Feb-18	0.112 L	01-Mar-18 17:58	1
PFDoA	ND	0.882	5.58	8.91		B8B0122	23-Feb-18	0.112 L	01-Mar-18 17:58	1
PFTrDA	ND	0.550	5.58	8.91		B8B0122	23-Feb-18	0.112 L	01-Mar-18 17:58	1
PFTeDA	ND	0.841	5.58	8.91		B8B0122	23-Feb-18	0.112 L	01-Mar-18 17:58	1

Labeled Standards	Type	% Recovery	Limits	Qualifiers	Batch	Extracted	Samp Size	Analyzed	Dilution
13C3-PFBS	IS	118	50 - 150		B8B0122	23-Feb-18	0.112 L	01-Mar-18 17:58	1
13C2-PFHxA	IS	88.7	50 - 150		B8B0122	23-Feb-18	0.112 L	01-Mar-18 17:58	1
13C4-PFHpA	IS	96.6	50 - 150		B8B0122	23-Feb-18	0.112 L	01-Mar-18 17:58	1
18O2-PFHxS	IS	80.8	50 - 150		B8B0122	23-Feb-18	0.112 L	01-Mar-18 17:58	1
13C2-PFOA	IS	95.0	50 - 150		B8B0122	23-Feb-18	0.112 L	01-Mar-18 17:58	1
13C8-PFOS	IS	76.7	50 - 150		B8B0122	23-Feb-18	0.112 L	02-Mar-18 14:03	1
13C5-PFNA	IS	68.5	50 - 150		B8B0122	23-Feb-18	0.112 L	01-Mar-18 17:58	1
13C2-PFDA	IS	74.0	50 - 150		B8B0122	23-Feb-18	0.112 L	01-Mar-18 17:58	1
d3-MeFOSAA	IS	71.9	50 - 150		B8B0122	23-Feb-18	0.112 L	01-Mar-18 17:58	1
13C2-PFUnA	IS	72.3	50 - 150		B8B0122	23-Feb-18	0.112 L	01-Mar-18 17:58	1
d5-EtFOSAA	IS	85.2	50 - 150		B8B0122	23-Feb-18	0.112 L	01-Mar-18 17:58	1
13C2-PFDoA	IS	70.4	50 - 150		B8B0122	23-Feb-18	0.112 L	01-Mar-18 17:58	1
13C2-PFTeDA	IS	79.8	50 - 150		B8B0122	23-Feb-18	0.112 L	01-Mar-18 17:58	1

DL - Detection Limit

LOD - Limit of Detection
LOQ - Limit of quantitation

LCL-UCL- Lower control limit - upper control limit
Results reported to the DL.

When reported, PFHxS, PFOA and PFOS include both linear and branched isomers.
Only the linear isomer is reported for all other analytes.

Sample ID: OF-FB28-0218

Modified EPA Method 537

Client Data					Laboratory Data					
Name:	CH2M Hill	Matrix:	Drinking Water		Lab Sample:	1800324-06	Column:	BEH C18		
Project:	CTO-WE01, Fentress PFAS Res. DW Investigation		Date Collected:	15-Feb-18 17:19	Date Received:	16-Feb-18 09:02				

Analyte	Conc. (ng/L)	DL	LOD	LOQ	Qualifiers	Batch	Extracted	Samp Size	Analyzed	Dilution
PFBS	ND	1.93	5.39	8.63		B8B0122	23-Feb-18	0.116 L	01-Mar-18 18:10	1
PFHxA	ND	2.35	5.39	8.63		B8B0122	23-Feb-18	0.116 L	01-Mar-18 18:10	1
PFHpA	ND	0.638	5.39	8.63		B8B0122	23-Feb-18	0.116 L	01-Mar-18 18:10	1
PFHxS	ND	1.02	5.39	8.63		B8B0122	23-Feb-18	0.116 L	01-Mar-18 18:10	1
PFOA	ND	0.703	5.39	8.63		B8B0122	23-Feb-18	0.116 L	01-Mar-18 18:10	1
PFOS	ND	0.871	5.39	8.63		B8B0122	23-Feb-18	0.116 L	02-Mar-18 14:15	1
PFNA	ND	0.874	5.39	8.63		B8B0122	23-Feb-18	0.116 L	01-Mar-18 18:10	1
PFDA	ND	1.61	5.39	8.63		B8B0122	23-Feb-18	0.116 L	01-Mar-18 18:10	1
MeFOSAA	ND	1.78	5.39	8.63		B8B0122	23-Feb-18	0.116 L	01-Mar-18 18:10	1
PFUnA	ND	1.13	5.39	8.63		B8B0122	23-Feb-18	0.116 L	01-Mar-18 18:10	1
EtFOSAA	ND	1.48	5.39	8.63		B8B0122	23-Feb-18	0.116 L	01-Mar-18 18:10	1
PFDoA	ND	0.855	5.39	8.63		B8B0122	23-Feb-18	0.116 L	01-Mar-18 18:10	1
PFTrDA	ND	0.533	5.39	8.63		B8B0122	23-Feb-18	0.116 L	01-Mar-18 18:10	1
PFTeDA	ND	0.815	5.39	8.63		B8B0122	23-Feb-18	0.116 L	01-Mar-18 18:10	1

Labeled Standards	Type	% Recovery	Limits	Qualifiers	Batch	Extracted	Samp Size	Analyzed	Dilution
13C3-PFBS	IS	124	50 - 150		B8B0122	23-Feb-18	0.116 L	01-Mar-18 18:10	1
13C2-PFHxA	IS	89.6	50 - 150		B8B0122	23-Feb-18	0.116 L	01-Mar-18 18:10	1
13C4-PFHpA	IS	102	50 - 150		B8B0122	23-Feb-18	0.116 L	01-Mar-18 18:10	1
18O2-PFHxS	IS	82.7	50 - 150		B8B0122	23-Feb-18	0.116 L	01-Mar-18 18:10	1
13C2-PFOA	IS	81.5	50 - 150		B8B0122	23-Feb-18	0.116 L	01-Mar-18 18:10	1
13C8-PFOS	IS	70.0	50 - 150		B8B0122	23-Feb-18	0.116 L	02-Mar-18 14:15	1
13C5-PFNA	IS	71.6	50 - 150		B8B0122	23-Feb-18	0.116 L	01-Mar-18 18:10	1
13C2-PFDA	IS	78.7	50 - 150		B8B0122	23-Feb-18	0.116 L	01-Mar-18 18:10	1
d3-MeFOSAA	IS	78.5	50 - 150		B8B0122	23-Feb-18	0.116 L	01-Mar-18 18:10	1
13C2-PFUnA	IS	83.1	50 - 150		B8B0122	23-Feb-18	0.116 L	01-Mar-18 18:10	1
d5-EtFOSAA	IS	62.1	50 - 150		B8B0122	23-Feb-18	0.116 L	01-Mar-18 18:10	1
13C2-PFDoA	IS	68.8	50 - 150		B8B0122	23-Feb-18	0.116 L	01-Mar-18 18:10	1
13C2-PFTeDA	IS	81.9	50 - 150		B8B0122	23-Feb-18	0.116 L	01-Mar-18 18:10	1

DL - Detection Limit

LOD - Limit of Detection
LOQ - Limit of quantitation

LCL-UCL- Lower control limit - upper control limit
Results reported to the DL.

When reported, PFHxS, PFOA and PFOS include both linear and branched isomers.
Only the linear isomer is reported for all other analytes.

Sample ID: OF-RW60-0218

Modified EPA Method 537

Client Data					Laboratory Data					
Name:	CH2M Hill	Matrix:	Drinking Water		Lab Sample:	1800324-07	Column:	BEH C18		
Project:	CTO-WE01, Fentress PFAS Res. DW Investigation		Date Collected:	14-Feb-18 14:15	Date Received:	16-Feb-18 09:02				

Analyte	Conc. (ng/L)	DL	LOD	LOQ	Qualifiers	Batch	Extracted	Samp Size	Analyzed	Dilution
PFBS	ND	1.99	5.58	8.91		B8B0122	23-Feb-18	0.112 L	01-Mar-18 18:21	1
PFHxA	ND	2.43	5.58	8.91		B8B0122	23-Feb-18	0.112 L	01-Mar-18 18:21	1
PFHpA	ND	0.658	5.58	8.91		B8B0122	23-Feb-18	0.112 L	01-Mar-18 18:21	1
PFHxS	2.56	1.05	5.58	8.91	J	B8B0122	23-Feb-18	0.112 L	01-Mar-18 18:21	1
PFOA	ND	0.725	5.58	8.91		B8B0122	23-Feb-18	0.112 L	01-Mar-18 18:21	1
PFOS	1.32	0.899	5.58	8.91	J	B8B0122	23-Feb-18	0.112 L	02-Mar-18 14:26	1
PFNA	ND	0.902	5.58	8.91		B8B0122	23-Feb-18	0.112 L	01-Mar-18 18:21	1
PFDA	ND	1.66	5.58	8.91		B8B0122	23-Feb-18	0.112 L	01-Mar-18 18:21	1
MeFOSAA	ND	1.84	5.58	8.91		B8B0122	23-Feb-18	0.112 L	01-Mar-18 18:21	1
PFUnA	ND	1.17	5.58	8.91		B8B0122	23-Feb-18	0.112 L	01-Mar-18 18:21	1
EtFOSAA	ND	1.53	5.58	8.91		B8B0122	23-Feb-18	0.112 L	01-Mar-18 18:21	1
PFDoA	ND	0.882	5.58	8.91		B8B0122	23-Feb-18	0.112 L	01-Mar-18 18:21	1
PFTrDA	ND	0.550	5.58	8.91		B8B0122	23-Feb-18	0.112 L	01-Mar-18 18:21	1
PFTeDA	ND	0.841	5.58	8.91		B8B0122	23-Feb-18	0.112 L	01-Mar-18 18:21	1

Labeled Standards	Type	% Recovery	Limits	Qualifiers	Batch	Extracted	Samp Size	Analyzed	Dilution
13C3-PFBS	IS	243	50 - 150	H	B8B0122	23-Feb-18	0.112 L	01-Mar-18 18:21	1
13C2-PFHxA	IS	90.6	50 - 150		B8B0122	23-Feb-18	0.112 L	01-Mar-18 18:21	1
13C4-PFHpA	IS	104	50 - 150		B8B0122	23-Feb-18	0.112 L	01-Mar-18 18:21	1
18O2-PFHxS	IS	96.4	50 - 150		B8B0122	23-Feb-18	0.112 L	01-Mar-18 18:21	1
13C2-PFOA	IS	77.5	50 - 150		B8B0122	23-Feb-18	0.112 L	01-Mar-18 18:21	1
13C8-PFOS	IS	93.9	50 - 150		B8B0122	23-Feb-18	0.112 L	02-Mar-18 14:26	1
13C5-PFNA	IS	69.0	50 - 150		B8B0122	23-Feb-18	0.112 L	01-Mar-18 18:21	1
13C2-PFDA	IS	80.9	50 - 150		B8B0122	23-Feb-18	0.112 L	01-Mar-18 18:21	1
d3-MeFOSAA	IS	90.4	50 - 150		B8B0122	23-Feb-18	0.112 L	01-Mar-18 18:21	1
13C2-PFUnA	IS	68.0	50 - 150		B8B0122	23-Feb-18	0.112 L	01-Mar-18 18:21	1
d5-EtFOSAA	IS	99.5	50 - 150		B8B0122	23-Feb-18	0.112 L	01-Mar-18 18:21	1
13C2-PFDoA	IS	67.1	50 - 150		B8B0122	23-Feb-18	0.112 L	01-Mar-18 18:21	1
13C2-PFTeDA	IS	76.2	50 - 150		B8B0122	23-Feb-18	0.112 L	01-Mar-18 18:21	1

DL - Detection Limit

LOD - Limit of Detection
LOQ - Limit of quantitation

LCL-UCL- Lower control limit - upper control limit
Results reported to the DL.

When reported, PFHxS, PFOA and PFOS include both linear and branched isomers.
Only the linear isomer is reported for all other analytes.

Sample ID: OF-RW60P-0218

Modified EPA Method 537

Client Data					Laboratory Data					
Name:	CH2M Hill	Matrix:	Drinking Water		Lab Sample:	1800324-08	Column:	BEH C18		
Project:	CTO-WE01, Fentress PFAS Res. DW Investigation		Date Collected:	14-Feb-18 14:16	Date Received:	16-Feb-18 09:02				

Analyte	Conc. (ng/L)	DL	LOD	LOQ	Qualifiers	Batch	Extracted	Samp Size	Analyzed	Dilution
PFBS	ND	1.94	5.43	8.66		B8B0122	23-Feb-18	0.115 L	01-Mar-18 18:33	1
PFHxA	ND	2.36	5.43	8.66		B8B0122	23-Feb-18	0.115 L	01-Mar-18 18:33	1
PFHpA	ND	0.640	5.43	8.66		B8B0122	23-Feb-18	0.115 L	01-Mar-18 18:33	1
PFHxS	2.38	1.03	5.43	8.66	J	B8B0122	23-Feb-18	0.115 L	01-Mar-18 18:33	1
PFOA	ND	0.705	5.43	8.66		B8B0122	23-Feb-18	0.115 L	01-Mar-18 18:33	1
PFOS	ND	0.874	5.43	8.66		B8B0122	23-Feb-18	0.115 L	02-Mar-18 14:38	1
PFNA	ND	0.877	5.43	8.66		B8B0122	23-Feb-18	0.115 L	01-Mar-18 18:33	1
PFDA	ND	1.61	5.43	8.66		B8B0122	23-Feb-18	0.115 L	01-Mar-18 18:33	1
MeFOSAA	ND	1.79	5.43	8.66		B8B0122	23-Feb-18	0.115 L	01-Mar-18 18:33	1
PFUnA	ND	1.14	5.43	8.66		B8B0122	23-Feb-18	0.115 L	01-Mar-18 18:33	1
EtFOSAA	ND	1.48	5.43	8.66		B8B0122	23-Feb-18	0.115 L	01-Mar-18 18:33	1
PFDoA	ND	0.858	5.43	8.66		B8B0122	23-Feb-18	0.115 L	01-Mar-18 18:33	1
PFTrDA	ND	0.535	5.43	8.66		B8B0122	23-Feb-18	0.115 L	01-Mar-18 18:33	1
PFTeDA	ND	0.818	5.43	8.66		B8B0122	23-Feb-18	0.115 L	01-Mar-18 18:33	1

Labeled Standards	Type	% Recovery	Limits	Qualifiers	Batch	Extracted	Samp Size	Analyzed	Dilution
13C3-PFBS	IS	124	50 - 150		B8B0122	23-Feb-18	0.115 L	01-Mar-18 18:33	1
13C2-PFHxA	IS	96.0	50 - 150		B8B0122	23-Feb-18	0.115 L	01-Mar-18 18:33	1
13C4-PFHpA	IS	102	50 - 150		B8B0122	23-Feb-18	0.115 L	01-Mar-18 18:33	1
18O2-PFHxS	IS	87.3	50 - 150		B8B0122	23-Feb-18	0.115 L	01-Mar-18 18:33	1
13C2-PFOA	IS	85.5	50 - 150		B8B0122	23-Feb-18	0.115 L	01-Mar-18 18:33	1
13C8-PFOS	IS	73.8	50 - 150		B8B0122	23-Feb-18	0.115 L	02-Mar-18 14:38	1
13C5-PFNA	IS	80.3	50 - 150		B8B0122	23-Feb-18	0.115 L	01-Mar-18 18:33	1
13C2-PFDA	IS	73.0	50 - 150		B8B0122	23-Feb-18	0.115 L	01-Mar-18 18:33	1
d3-MeFOSAA	IS	88.2	50 - 150		B8B0122	23-Feb-18	0.115 L	01-Mar-18 18:33	1
13C2-PFUnA	IS	74.2	50 - 150		B8B0122	23-Feb-18	0.115 L	01-Mar-18 18:33	1
d5-EtFOSAA	IS	97.4	50 - 150		B8B0122	23-Feb-18	0.115 L	01-Mar-18 18:33	1
13C2-PFDoA	IS	84.4	50 - 150		B8B0122	23-Feb-18	0.115 L	01-Mar-18 18:33	1
13C2-PFTeDA	IS	109	50 - 150		B8B0122	23-Feb-18	0.115 L	01-Mar-18 18:33	1

DL - Detection Limit

LOD - Limit of Detection
LOQ - Limit of quantitation

LCL-UCL- Lower control limit - upper control limit
Results reported to the DL.

When reported, PFHxS, PFOA and PFOS include both linear and branched isomers.
Only the linear isomer is reported for all other analytes.

Sample ID: OF-FB60-0218

Modified EPA Method 537

Client Data					Laboratory Data					
Name:	CH2M Hill	Matrix:	Drinking Water		Lab Sample:	1800324-09	Column:	BEH C18		
Project:	CTO-WE01, Fentress PFAS Res. DW Investigation		Date Collected:	14-Feb-18 14:17	Date Received:	16-Feb-18 09:02				

Analyte	Conc. (ng/L)	DL	LOD	LOQ	Qualifiers	Batch	Extracted	Samp Size	Analyzed	Dilution
PFBS	ND	1.89	5.30	8.46		B8B0122	23-Feb-18	0.118 L	01-Mar-18 18:44	1
PFHxA	ND	2.31	5.30	8.46		B8B0122	23-Feb-18	0.118 L	01-Mar-18 18:44	1
PFHpA	ND	0.625	5.30	8.46		B8B0122	23-Feb-18	0.118 L	01-Mar-18 18:44	1
PFHxS	ND	1.00	5.30	8.46		B8B0122	23-Feb-18	0.118 L	01-Mar-18 18:44	1
PFOA	ND	0.689	5.30	8.46		B8B0122	23-Feb-18	0.118 L	01-Mar-18 18:44	1
PFOS	ND	0.854	5.30	8.46		B8B0122	23-Feb-18	0.118 L	02-Mar-18 14:49	1
PFNA	ND	0.857	5.30	8.46		B8B0122	23-Feb-18	0.118 L	01-Mar-18 18:44	1
PFDA	ND	1.58	5.30	8.46		B8B0122	23-Feb-18	0.118 L	01-Mar-18 18:44	1
MeFOSAA	ND	1.75	5.30	8.46		B8B0122	23-Feb-18	0.118 L	01-Mar-18 18:44	1
PFUnA	ND	1.11	5.30	8.46		B8B0122	23-Feb-18	0.118 L	01-Mar-18 18:44	1
EtFOSAA	ND	1.45	5.30	8.46		B8B0122	23-Feb-18	0.118 L	01-Mar-18 18:44	1
PFDoA	ND	0.838	5.30	8.46		B8B0122	23-Feb-18	0.118 L	01-Mar-18 18:44	1
PFTrDA	ND	0.523	5.30	8.46		B8B0122	23-Feb-18	0.118 L	01-Mar-18 18:44	1
PFTeDA	ND	0.799	5.30	8.46		B8B0122	23-Feb-18	0.118 L	01-Mar-18 18:44	1

Labeled Standards	Type	% Recovery	Limits	Qualifiers	Batch	Extracted	Samp Size	Analyzed	Dilution
13C3-PFBS	IS	102	50 - 150		B8B0122	23-Feb-18	0.118 L	01-Mar-18 18:44	1
13C2-PFHxA	IS	81.9	50 - 150		B8B0122	23-Feb-18	0.118 L	01-Mar-18 18:44	1
13C4-PFHpA	IS	86.0	50 - 150		B8B0122	23-Feb-18	0.118 L	01-Mar-18 18:44	1
18O2-PFHxS	IS	89.6	50 - 150		B8B0122	23-Feb-18	0.118 L	01-Mar-18 18:44	1
13C2-PFOA	IS	90.5	50 - 150		B8B0122	23-Feb-18	0.118 L	01-Mar-18 18:44	1
13C8-PFOS	IS	86.6	50 - 150		B8B0122	23-Feb-18	0.118 L	02-Mar-18 14:49	1
13C5-PFNA	IS	79.8	50 - 150		B8B0122	23-Feb-18	0.118 L	01-Mar-18 18:44	1
13C2-PFDA	IS	76.4	50 - 150		B8B0122	23-Feb-18	0.118 L	01-Mar-18 18:44	1
d3-MeFOSAA	IS	55.1	50 - 150		B8B0122	23-Feb-18	0.118 L	01-Mar-18 18:44	1
13C2-PFUnA	IS	76.2	50 - 150		B8B0122	23-Feb-18	0.118 L	01-Mar-18 18:44	1
d5-EtFOSAA	IS	58.3	50 - 150		B8B0122	23-Feb-18	0.118 L	01-Mar-18 18:44	1
13C2-PFDoA	IS	70.9	50 - 150		B8B0122	23-Feb-18	0.118 L	01-Mar-18 18:44	1
13C2-PFTeDA	IS	88.2	50 - 150		B8B0122	23-Feb-18	0.118 L	01-Mar-18 18:44	1

DL - Detection Limit

LOD - Limit of Detection
LOQ - Limit of quantitation

LCL-UCL- Lower control limit - upper control limit
Results reported to the DL.

When reported, PFHxS, PFOA and PFOS include both linear and branched isomers.
Only the linear isomer is reported for all other analytes.

Sample ID: OF-RW42C-0218

Modified EPA Method 537

Client Data					Laboratory Data					
Name:	CH2M Hill	Matrix:	Drinking Water		Lab Sample:	1800324-10	Column:	BEH C18		
Project:	CTO-WE01, Fentress PFAS Res. DW Investigation		Date Collected:	14-Feb-18 09:33	Date Received:	16-Feb-18 09:02				

Analyte	Conc. (ng/L)	DL	LOD	LOQ	Qualifiers	Batch	Extracted	Samp Size	Analyzed	Dilution
PFBS	18.0	1.97	5.48	8.80		B8B0122	23-Feb-18	0.114 L	02-Mar-18 15:00	1
PFHxA	26.0	2.40	5.48	8.80		B8B0122	23-Feb-18	0.114 L	02-Mar-18 15:00	1
PFHpA	5.11	0.650	5.48	8.80	J	B8B0122	23-Feb-18	0.114 L	02-Mar-18 15:00	1
PFHxS	217	1.04	5.48	8.80		B8B0122	23-Feb-18	0.114 L	01-Mar-18 18:56	1
PFOA	82.1	0.716	5.48	8.80		B8B0122	23-Feb-18	0.114 L	02-Mar-18 15:00	1
PFOS	26.6	0.888	5.48	8.80		B8B0122	23-Feb-18	0.114 L	02-Mar-18 15:00	1
PFNA	ND	0.891	5.48	8.80		B8B0122	23-Feb-18	0.114 L	02-Mar-18 15:00	1
PFDA	ND	1.64	5.48	8.80		B8B0122	23-Feb-18	0.114 L	02-Mar-18 15:00	1
MeFOSAA	ND	1.82	5.48	8.80		B8B0122	23-Feb-18	0.114 L	02-Mar-18 15:00	1
PFOA	ND	1.16	5.48	8.80		B8B0122	23-Feb-18	0.114 L	02-Mar-18 15:00	1
EtFOSAA	ND	1.51	5.48	8.80		B8B0122	23-Feb-18	0.114 L	02-Mar-18 15:00	1
PFOA	ND	0.872	5.48	8.80		B8B0122	23-Feb-18	0.114 L	02-Mar-18 15:00	1
PFOA	ND	0.544	5.48	8.80		B8B0122	23-Feb-18	0.114 L	02-Mar-18 15:00	1
PFOA	ND	0.831	5.48	8.80		B8B0122	23-Feb-18	0.114 L	02-Mar-18 15:00	1

Labeled Standards	Type	% Recovery	Limits	Qualifiers	Batch	Extracted	Samp Size	Analyzed	Dilution
13C3-PFBS	IS	124	50 - 150		B8B0122	23-Feb-18	0.114 L	02-Mar-18 15:00	1
13C2-PFHxA	IS	90.2	50 - 150		B8B0122	23-Feb-18	0.114 L	02-Mar-18 15:00	1
13C4-PFHpA	IS	97.5	50 - 150		B8B0122	23-Feb-18	0.114 L	02-Mar-18 15:00	1
18O2-PFHxS	IS	91.3	50 - 150		B8B0122	23-Feb-18	0.114 L	01-Mar-18 18:56	1
13C2-PFOA	IS	81.5	50 - 150		B8B0122	23-Feb-18	0.114 L	02-Mar-18 15:00	1
13C8-PFOS	IS	78.6	50 - 150		B8B0122	23-Feb-18	0.114 L	02-Mar-18 15:00	1
13C5-PFNA	IS	80.9	50 - 150		B8B0122	23-Feb-18	0.114 L	02-Mar-18 15:00	1
13C2-PFDA	IS	84.0	50 - 150		B8B0122	23-Feb-18	0.114 L	02-Mar-18 15:00	1
d3-MeFOSAA	IS	64.7	50 - 150		B8B0122	23-Feb-18	0.114 L	02-Mar-18 15:00	1
13C2-PFOA	IS	81.2	50 - 150		B8B0122	23-Feb-18	0.114 L	02-Mar-18 15:00	1
d5-EtFOSAA	IS	72.7	50 - 150		B8B0122	23-Feb-18	0.114 L	02-Mar-18 15:00	1
13C2-PFOA	IS	78.8	50 - 150		B8B0122	23-Feb-18	0.114 L	02-Mar-18 15:00	1
13C2-PFOA	IS	100	50 - 150		B8B0122	23-Feb-18	0.114 L	02-Mar-18 15:00	1

DL - Detection Limit

LOD - Limit of Detection
LOQ - Limit of quantitation

LCL-UCL- Lower control limit - upper control limit
Results reported to the DL.

When reported, PFHxS, PFOA and PFOS include both linear and branched isomers.
Only the linear isomer is reported for all other analytes.

DATA QUALIFIERS & ABBREVIATIONS

B	This compound was also detected in the method blank.
D	Dilution
E	The associated compound concentration exceeded the calibration range of the instrument.
H	Recovery and/or RPD was outside laboratory acceptance limits.
I	Chemical Interference
J	The amount detected is below the Reporting Limit/LOQ.
M	Estimated Maximum Possible Concentration. (CA Region 2 projects only)
*	See Cover Letter
Conc.	Concentration
NA	Not applicable
ND	Not Detected
TEQ	Toxic Equivalency
U	Not Detected (specific projects only)

Unless otherwise noted, solid sample results are reported in dry weight. Tissue samples are reported in wet weight.

CERTIFICATIONS

Accrediting Authority	Certificate Number
Alaska Department of Environmental Conservation	17-013
Arkansas Department of Environmental Quality	17-015-0
California Department of Health – ELAP	2892
DoD ELAP - A2LA Accredited - ISO/IEC 17025:2005	3091.01
Florida Department of Health	E87777-18
Hawaii Department of Health	N/A
Louisiana Department of Environmental Quality	01977
Maine Department of Health	2016026
Minnesota Department of Health	1322288
New Hampshire Environmental Accreditation Program	207717
New Jersey Department of Environmental Protection	CA003
New York Department of Health	11411
Oregon Laboratory Accreditation Program	4042-008
Pennsylvania Department of Environmental Protection	014
Texas Commission on Environmental Quality	T104704189-17-8
Virginia Department of General Services	9077
Washington Department of Ecology	C584
Wisconsin Department of Natural Resources	998036160

Current certificates and lists of licensed parameters are located in the Quality Assurance office and are available upon request.



CHAIN OF CUSTODY

For Laboratory Use Only
 Work Order #: 1800324 Temp: 0.6 °C
 Storage ID: WK-2 Storage Secured: Yes No

Project ID: CTO-WE01, Fentress PFAS Residential DW Investigation
 PO#: 10006-7-105444 Sampler: K. SMITH / C. COSTMAN (name)

TAT Standard 21 days
 (check one) Rush (surcharge may apply)
 14 days 7 days Specify: _____

Invoice to: Name Andrew Lairson Company CH2M Address 5701 Cleveland Street, Suite 200 City Virginia Beach State Virginia Ph# 757-671-6297 Fax# _____

Relinquished by (printed name and signature) Kathryn Smith Date 2/15/18 Time 1900 Received by (printed name and signature) B Benedict Bell/Bonant Date 8/2/18 Time 0944

SHIP TO: Vista Analytical Laboratory
 1104 Windfield Way
 El Dorado Hills, CA 95762
 (916) 673-1520 * Fax (916) 673-0106
 ATTN: Martha Maier

Method of Shipment: FEDEX
 Tracking No: _____

Add Analysis(es) Requested		Mod EPA Method 537	EPA Method 537 (DW only)
Container(s)			
Quantity	Type	Matrix	
		PFOM/PFOS	
		UCMR3 PFAS List 6	
		537 List: 14	
		Full List of 26	
		Other: Please List Below	
			PFOM/PFOS
			UCMR3 PFAS List 6
			PFAS List: 14

Sample ID	Date	Time	Location/Sample Description	Quantity	Type	Matrix	PFOM/PFOS	UCMR3 PFAS List 6	537 List: 14	Full List of 26	Other: Please List Below	PFOM/PFOS	UCMR3 PFAS List 6	PFAS List: 14	Comments
OF-RW63-0218	2-15-18	1503		2	P	DW		X							
OF-FB63-0218	2-15-18	1504						X							
OF-RW23-0218	2-15-18	1538						X							
OF-FB23-0218	2-15-18	1539						X							
OF-RW28-0218	2-15-18	1718						X							
OF-FB28-0218	2-15-18	1719						X							
OF-RW60-0218	2-14-18	1415						X							
OF-RW60P-0218	2-14-18	1416						X							
OF-FB60-0218	2-14-18	1417						X							
OF-RW42C-0218	2-14-18	0933						X							

Special Instructions/Comments: 14 DAY TAT
Analysis of Drinking Water samples for PFAS (List of 14)

SEND DOCUMENTATION AND RESULTS TO:
 Name: Andrew Lairson
 Company: CH2M HILL Inc.
 Address: 5701 Cleveland Street, Suite 200
 City: Virginia Beach State: VA Zip: 23462
 Phone: 757-671-6297 Fax: _____
 Email: Andrew.Lairson@ch2m.com

Container Types: P = HDPE, PJ = HDPE Jar
 O = Other
 Bottle Preservation Type: T = Thiosulfate,
 TZ = Trizma:
 Matrix Types: AQ = Aqueous, DW = Drinking Water, EF = Effluent, PP = Pulp/Paper, SD = Sediment,
 SL = Sludge, SO = Soil, WW = Wastewater, B = Blood/Serum, O = Other:

Sample Log-in Checklist

Vista Work Order #: 1800324 TAT 14

Samples Arrival:	Date/Time: 02/16/18 0902	Initials: JRB	Location: WR-2
			Shelf/Rack: NA
Logged In:	Date/Time: 02/16/18 1336	Initials: JRB	Location: WR-2
			Shelf/Rack: E2
Delivered By:	<input checked="" type="checkbox"/> FedEx	<input type="checkbox"/> UPS	<input type="checkbox"/> On Trac
		<input type="checkbox"/> GSO	<input type="checkbox"/> DHL
		<input type="checkbox"/> Hand Delivered	<input type="checkbox"/> Other
Preservation:	<input checked="" type="checkbox"/> Ice	<input type="checkbox"/> Blue Ice	<input type="checkbox"/> Dry Ice
	<input type="checkbox"/> None		
Temp °C: 0.7 (uncorrected)	Time: 0942	Thermometer ID: IR-4	
Temp °C: 0.6 (corrected)	Probe used: Yes <input type="checkbox"/> No <input checked="" type="checkbox"/>		

	YES	NO	NA
Adequate Sample Volume Received?	✓		
Holding Time Acceptable?	✓		
Shipping Container(s) Intact?	✓		
Shipping Custody Seals Intact?	✓		
Shipping Documentation Present?	✓		
Airbill <u>10f3</u> Trk # <u>7714 9767 3692</u>	✓		
Sample Container Intact?	✓		
Sample Custody Seals Intact?			✓
Chain of Custody / Sample Documentation Present?	✓		
COC Anomaly/Sample Acceptance Form completed?		✓	✓
If Chlorinated or Drinking Water Samples, Acceptable Preservation?			
Preservation Documented:	Na ₂ S ₂ O ₃	Trizma	<input checked="" type="checkbox"/> None
	Yes	No	<input checked="" type="checkbox"/> NA
Shipping Container	<input checked="" type="checkbox"/> Vista	Client	<input checked="" type="checkbox"/> Retain
	Return	Dispose	

Comments:

March 12, 2018

Vista Work Order No. 1800324

Ms. Tiffany Hill
CH2M Hill
1100 NE Circle Blvd. Suite 300
Corvallis, OR 97330

Dear Ms. Hill,

Enclosed are the results for the sample set received at Vista Analytical Laboratory on February 16, 2018. This sample set was analyzed on a rush turn-around time, under your Project Name 'CTO-WE01, Fentress PFAS Res. DW Investigation'.

Vista Analytical Laboratory is committed to serving you effectively. If you require additional information, please contact me at 916-673-1520 or by email at mmaier@vista-analytical.com.

Thank you for choosing Vista as part of your analytical support team.

Sincerely,

Martha Maier
Laboratory Director



Vista Analytical Laboratory certifies that the report herein meets all the requirements set forth by NELAP for those applicable test methods. Results relate only to the samples as received by the laboratory. This report should not be reproduced except in full without the written approval of Vista.

Vista Work Order No. 1800324

Case Narrative

Sample Condition on Receipt:

Ten drinking water samples were received in good condition and within the method temperature requirements. The samples were received and stored securely in accordance with Vista standard operating procedures and EPA methodology.

Analytical Notes:

Modified EPA Method 537

Sample "OF-RW23-0218" contained particulate and was centrifuged prior to extraction.

The samples were extracted and analyzed for a selected list of PFAS using Modified EPA Method 537.

Holding Times

The samples were extracted and analyzed within the method hold times.

Quality Control

The Initial Calibration and Continuing Calibration Verifications met the method acceptance criteria.

A Method Blank and Laboratory Control Sample (LCS)/Laboratory Control Sample Duplicate (LCSD) were extracted and analyzed with the preparation batch. No analytes were detected in the Method Blank above 1/2 of the LOQ concentrations. The LCS/LCSD recoveries were within the acceptance criteria.

The extracts of samples "OF-RW63-0218", "OF-RW60-0218" and "OF-RW42C-0218", as well as the LCSD, were re-injected because one or more Injection Internal Standard Analyte response areas were outside of criteria. The results from the original injections have been reported for all analytes except PFOS, which was reported from the second injections.

The labeled standard recoveries outside the acceptance criteria are listed in the table below.

QC Anomalies

LabNumber	SampleName	Analysis	Analyte	Flag	%Rec
1800324-01	OF-RW63-0218	Modified EPA Method 537	13C3-PFBS	H	343
1800324-07	OF-RW60-0218	Modified EPA Method 537	13C3-PFBS	H	243
B8B0122-BLK1	B8B0122-BLK1	Modified EPA Method 537	d3-MeFOSAA	H	40.8
B8B0122-BLK1	B8B0122-BLK1	Modified EPA Method 537	d5-EtFOSAA	H	48.4
B8B0122-BS1	B8B0122-BS1	Modified EPA Method 537	d3-MeFOSAA	H	48.6

H = Recovery was outside laboratory acceptance criteria.

TABLE OF CONTENTS

Case Narrative.....	1
Table of Contents.....	3
Sample Inventory.....	4
Analytical Results.....	5
Qualifiers.....	18
Certifications.....	19
Sample Receipt.....	20
Extraction Information.....	22
Sample Data - Modified EPA Method 537.....	27
IIS Areas, IBs and CCVs.....	161
ICAL with ICV and IB.....	336

Sample Inventory Report

Vista Sample ID	Client Sample ID	Sampled	Received	Components/Containers
1800324-01	OF-RW63-0218	15-Feb-18 15:03	16-Feb-18 09:02	HDPE Bottle, 125 mL HDPE Bottle, 125 mL
1800324-02	OF-FB63-0218	15-Feb-18 15:04	16-Feb-18 09:02	HDPE Bottle, 125 mL HDPE Bottle, 125 mL
1800324-03	OF-RW23-0218	15-Feb-18 15:38	16-Feb-18 09:02	HDPE Bottle, 125 mL HDPE Bottle, 125 mL
1800324-04	OF-FB23-0218	15-Feb-18 15:39	16-Feb-18 09:02	HDPE Bottle, 125 mL HDPE Bottle, 125 mL
1800324-05	OF-RW28-0218	15-Feb-18 17:18	16-Feb-18 09:02	HDPE Bottle, 125 mL HDPE Bottle, 125 mL
1800324-06	OF-FB28-0218	15-Feb-18 17:19	16-Feb-18 09:02	HDPE Bottle, 125 mL HDPE Bottle, 125 mL
1800324-07	OF-RW60-0218	14-Feb-18 14:15	16-Feb-18 09:02	HDPE Bottle, 125 mL HDPE Bottle, 125 mL
1800324-08	OF-RW60P-0218	14-Feb-18 14:16	16-Feb-18 09:02	HDPE Bottle, 125 mL HDPE Bottle, 125 mL
1800324-09	OF-FB60-0218	14-Feb-18 14:17	16-Feb-18 09:02	HDPE Bottle, 125 mL HDPE Bottle, 125 mL
1800324-10	OF-RW42C-0218	14-Feb-18 09:33	16-Feb-18 09:02	HDPE Bottle, 125 mL HDPE Bottle, 125 mL

ANALYTICAL RESULTS

Sample ID: Method Blank

Modified EPA Method 537

Client Data				Laboratory Data			
Name:	CH2M Hill	Matrix:	Aqueous	Lab Sample:	B8B0122-BLK1	Column:	BEH C18
Project:	CTO-WE01, Fentress PFAS Res. DW Investigation						

Analyte	Conc. (ng/L)	DL	LOD	LOQ	Qualifiers	Batch	Extracted	Samp Size	Analyzed	Dilution
PFBS	ND	1.79	5.00	8.00		B8B0122	23-Feb-18	0.125 L	02-Mar-18 10:02	1
PFHxA	ND	2.18	5.00	8.00		B8B0122	23-Feb-18	0.125 L	02-Mar-18 10:02	1
PFHpA	ND	0.591	5.00	8.00		B8B0122	23-Feb-18	0.125 L	02-Mar-18 10:02	1
PFHxS	ND	0.947	5.00	8.00		B8B0122	23-Feb-18	0.125 L	02-Mar-18 10:02	1
PFOA	ND	0.651	5.00	8.00		B8B0122	23-Feb-18	0.125 L	02-Mar-18 10:02	1
PFOS	ND	0.807	5.00	8.00		B8B0122	23-Feb-18	0.125 L	02-Mar-18 10:02	1
PFNA	ND	0.810	5.00	8.00		B8B0122	23-Feb-18	0.125 L	02-Mar-18 10:02	1
PFDA	ND	1.49	5.00	8.00		B8B0122	23-Feb-18	0.125 L	02-Mar-18 10:02	1
MeFOSAA	ND	1.65	5.00	8.00		B8B0122	23-Feb-18	0.125 L	02-Mar-18 10:02	1
PFOxA	ND	1.05	5.00	8.00		B8B0122	23-Feb-18	0.125 L	02-Mar-18 10:02	1
EtFOSAA	ND	1.37	5.00	8.00		B8B0122	23-Feb-18	0.125 L	02-Mar-18 10:02	1
PFOxA	ND	0.792	5.00	8.00		B8B0122	23-Feb-18	0.125 L	02-Mar-18 10:02	1
PFTeDA	ND	0.494	5.00	8.00		B8B0122	23-Feb-18	0.125 L	02-Mar-18 10:02	1
PFTeDA	ND	0.755	5.00	8.00		B8B0122	23-Feb-18	0.125 L	02-Mar-18 10:02	1

Labeled Standards	Type	% Recovery	Limits	Qualifiers	Batch	Extracted	Samp Size	Analyzed	Dilution
13C3-PFBS	IS	97.9	50 - 150		B8B0122	23-Feb-18	0.125 L	02-Mar-18 10:02	1
13C2-PFHxA	IS	90.3	50 - 150		B8B0122	23-Feb-18	0.125 L	02-Mar-18 10:02	1
13C4-PFHpA	IS	91.2	50 - 150		B8B0122	23-Feb-18	0.125 L	02-Mar-18 10:02	1
18O2-PFHxS	IS	90.3	50 - 150		B8B0122	23-Feb-18	0.125 L	02-Mar-18 10:02	1
13C2-PFOA	IS	101	50 - 150		B8B0122	23-Feb-18	0.125 L	02-Mar-18 10:02	1
13C8-PFOS	IS	75.0	50 - 150		B8B0122	23-Feb-18	0.125 L	02-Mar-18 10:02	1
13C5-PFNA	IS	91.6	50 - 150		B8B0122	23-Feb-18	0.125 L	02-Mar-18 10:02	1
13C2-PFDA	IS	63.7	50 - 150		B8B0122	23-Feb-18	0.125 L	02-Mar-18 10:02	1
d3-MeFOSAA	IS	40.8	50 - 150	H	B8B0122	23-Feb-18	0.125 L	02-Mar-18 10:02	1
13C2-PFOxA	IS	51.2	50 - 150		B8B0122	23-Feb-18	0.125 L	02-Mar-18 10:02	1
d5-EtFOSAA	IS	48.4	50 - 150	H	B8B0122	23-Feb-18	0.125 L	02-Mar-18 10:02	1
13C2-PFDOA	IS	57.6	50 - 150		B8B0122	23-Feb-18	0.125 L	02-Mar-18 10:02	1
13C2-PFTeDA	IS	64.2	50 - 150		B8B0122	23-Feb-18	0.125 L	02-Mar-18 10:02	1

DL - Detection Limit

LOD - Limit of Detection
LOQ - Limit of quantitation

LCL-UCL- Lower control limit - upper control limit
Results reported to the DL.

When reported, PFHxS, PFOA and PFOS include both linear and branched isomers.
Only the linear isomer is reported for all other analytes.

LCS/LCSD Results

Modified EPA Method 537

Matrix: Aqueous
Sample Size: 0.125 L

QC Batch: B8B0122
Date Extracted: 23-Feb-2018 11:00

Lab Sample: B8B0122-BS1/B8B0122-BSD1
Date Analyzed: 02-Mar-18 09:39 Column: BEH C18
02-Mar-18 09:50 Column: BEH C18

Analyte	LCS-%R	LCSD-%R	RPD	Labeled Standard	LCS-%R	LCSD-%R
PFBS	102	99.6	2.87	IS 13C3-PFBS	105	140
PFHxA	95.7	93.0	2.88	IS 13C2-PFHxA	93.6	99.5
PFHpA	88.1	97.5	10.1	IS 13C4-PFHpA	92.6	101
PFHxS	99.1	99.7	0.598	IS 18O2-PFHxS	102	96.3
PFOA	99.7	98.5	1.16	IS 13C2-PFOA	85.2	87.4
PFOS	89.3	98.6	9.88	IS 13C8-PFOS	90.3	103
PFNA	87.9	78.7	11.0	IS 13C5-PFNA	86.5	89.1
PFDA	80.0	86.7	8.07	IS 13C2-PFDA	76.0	76.1
MeFOSAA	112	99.0	12.6	IS d3-MeFOSAA	48.6	66.9
PFUnA	89.8	105	15.8	IS 13C2-PFUnA	69.9	65.9
EtFOSAA	100	123	20.2	IS d5-EtFOSAA	62.6	60.3
PFDoA	101	98.1	3.03	IS 13C2-PFDoA	62.1	70.7
PFTTrDA	107	88.3	19.0	IS 13C2-PFTeDA	77.4	87.9
PFTeDA	70.1	83.0	16.8			

LCL-UCL - Lower control limit - upper control limit

Sample ID: OF-RW63-0218

Modified EPA Method 537

Client Data					Laboratory Data					
Name:	CH2M Hill	Matrix:	Drinking Water		Lab Sample:	1800324-01	Column:	BEH C18		
Project:	CTO-WE01, Fentress PFAS Res. DW Investigation		Date Collected:	15-Feb-18 15:03	Date Received:	16-Feb-18 09:02				

Analyte	Conc. (ng/L)	DL	LOD	LOQ	Qualifiers	Batch	Extracted	Samp Size	Analyzed	Dilution
PFBS	2.80	1.95	5.43	8.72	J	B8B0122	23-Feb-18	0.115 L	01-Mar-18 16:38	1
PFHxA	2.90	2.38	5.43	8.72	J	B8B0122	23-Feb-18	0.115 L	01-Mar-18 16:38	1
PFHpA	2.41	0.645	5.43	8.72	J	B8B0122	23-Feb-18	0.115 L	01-Mar-18 16:38	1
PFHxS	9.16	1.03	5.43	8.72		B8B0122	23-Feb-18	0.115 L	01-Mar-18 16:38	1
PFOA	17.8	0.710	5.43	8.72		B8B0122	23-Feb-18	0.115 L	01-Mar-18 16:38	1
PFOS	34.0	0.880	5.43	8.72		B8B0122	23-Feb-18	0.115 L	02-Mar-18 12:43	1
PFNA	ND	0.883	5.43	8.72		B8B0122	23-Feb-18	0.115 L	01-Mar-18 16:38	1
PFDA	ND	1.62	5.43	8.72		B8B0122	23-Feb-18	0.115 L	01-Mar-18 16:38	1
MeFOSAA	ND	1.80	5.43	8.72		B8B0122	23-Feb-18	0.115 L	01-Mar-18 16:38	1
PFOxA	ND	1.15	5.43	8.72		B8B0122	23-Feb-18	0.115 L	01-Mar-18 16:38	1
EtFOSAA	ND	1.49	5.43	8.72		B8B0122	23-Feb-18	0.115 L	01-Mar-18 16:38	1
PFOxA	ND	0.864	5.43	8.72		B8B0122	23-Feb-18	0.115 L	01-Mar-18 16:38	1
PFTeDA	ND	0.539	5.43	8.72		B8B0122	23-Feb-18	0.115 L	01-Mar-18 16:38	1
PFTeDA	ND	0.823	5.43	8.72		B8B0122	23-Feb-18	0.115 L	01-Mar-18 16:38	1

Labeled Standards	Type	% Recovery	Limits	Qualifiers	Batch	Extracted	Samp Size	Analyzed	Dilution
13C3-PFBS	IS	343	50 - 150	H	B8B0122	23-Feb-18	0.115 L	01-Mar-18 16:38	1
13C2-PFHxA	IS	95.0	50 - 150		B8B0122	23-Feb-18	0.115 L	01-Mar-18 16:38	1
13C4-PFHpA	IS	113	50 - 150		B8B0122	23-Feb-18	0.115 L	01-Mar-18 16:38	1
18O2-PFHxS	IS	104	50 - 150		B8B0122	23-Feb-18	0.115 L	01-Mar-18 16:38	1
13C2-PFOA	IS	80.5	50 - 150		B8B0122	23-Feb-18	0.115 L	01-Mar-18 16:38	1
13C8-PFOS	IS	76.8	50 - 150		B8B0122	23-Feb-18	0.115 L	02-Mar-18 12:43	1
13C5-PFNA	IS	67.6	50 - 150		B8B0122	23-Feb-18	0.115 L	01-Mar-18 16:38	1
13C2-PFDA	IS	80.4	50 - 150		B8B0122	23-Feb-18	0.115 L	01-Mar-18 16:38	1
d3-MeFOSAA	IS	116	50 - 150		B8B0122	23-Feb-18	0.115 L	01-Mar-18 16:38	1
13C2-PFOxA	IS	68.0	50 - 150		B8B0122	23-Feb-18	0.115 L	01-Mar-18 16:38	1
d5-EtFOSAA	IS	121	50 - 150		B8B0122	23-Feb-18	0.115 L	01-Mar-18 16:38	1
13C2-PFOxA	IS	74.5	50 - 150		B8B0122	23-Feb-18	0.115 L	01-Mar-18 16:38	1
13C2-PFTeDA	IS	71.8	50 - 150		B8B0122	23-Feb-18	0.115 L	01-Mar-18 16:38	1

DL - Detection Limit

LOD - Limit of Detection
LOQ - Limit of quantitation

LCL-UCL- Lower control limit - upper control limit
Results reported to the DL.

When reported, PFHxS, PFOA and PFOS include both linear and branched isomers.
Only the linear isomer is reported for all other analytes.

Sample ID: OF-FB63-0218

Modified EPA Method 537

Client Data					Laboratory Data					
Name:	CH2M Hill	Matrix:	Drinking Water		Lab Sample:	1800324-02	Column:	BEH C18		
Project:	CTO-WE01, Fentress PFAS Res. DW Investigation		Date Collected:	15-Feb-18 15:04	Date Received:	16-Feb-18 09:02				

Analyte	Conc. (ng/L)	DL	LOD	LOQ	Qualifiers	Batch	Extracted	Samp Size	Analyzed	Dilution
PFBS	ND	1.93	5.39	8.60		B8B0122	23-Feb-18	0.116 L	01-Mar-18 16:50	1
PFHxA	ND	2.34	5.39	8.60		B8B0122	23-Feb-18	0.116 L	01-Mar-18 16:50	1
PFHpA	ND	0.636	5.39	8.60		B8B0122	23-Feb-18	0.116 L	01-Mar-18 16:50	1
PFHxS	1.92	1.02	5.39	8.60	J	B8B0122	23-Feb-18	0.116 L	01-Mar-18 16:50	1
PFOA	ND	0.700	5.39	8.60		B8B0122	23-Feb-18	0.116 L	01-Mar-18 16:50	1
PFOS	ND	0.868	5.39	8.60		B8B0122	23-Feb-18	0.116 L	02-Mar-18 13:29	1
PFNA	ND	0.871	5.39	8.60		B8B0122	23-Feb-18	0.116 L	01-Mar-18 16:50	1
PFDA	ND	1.60	5.39	8.60		B8B0122	23-Feb-18	0.116 L	01-Mar-18 16:50	1
MeFOSAA	ND	1.77	5.39	8.60		B8B0122	23-Feb-18	0.116 L	01-Mar-18 16:50	1
PFUnA	ND	1.13	5.39	8.60		B8B0122	23-Feb-18	0.116 L	01-Mar-18 16:50	1
EtFOSAA	ND	1.47	5.39	8.60		B8B0122	23-Feb-18	0.116 L	01-Mar-18 16:50	1
PFDoA	ND	0.852	5.39	8.60		B8B0122	23-Feb-18	0.116 L	01-Mar-18 16:50	1
PFTrDA	ND	0.531	5.39	8.60		B8B0122	23-Feb-18	0.116 L	01-Mar-18 16:50	1
PFTeDA	ND	0.812	5.39	8.60		B8B0122	23-Feb-18	0.116 L	01-Mar-18 16:50	1

Labeled Standards	Type	% Recovery	Limits	Qualifiers	Batch	Extracted	Samp Size	Analyzed	Dilution
13C3-PFBS	IS	90.1	50 - 150		B8B0122	23-Feb-18	0.116 L	01-Mar-18 16:50	1
13C2-PFHxA	IS	85.5	50 - 150		B8B0122	23-Feb-18	0.116 L	01-Mar-18 16:50	1
13C4-PFHpA	IS	87.8	50 - 150		B8B0122	23-Feb-18	0.116 L	01-Mar-18 16:50	1
18O2-PFHxS	IS	82.9	50 - 150		B8B0122	23-Feb-18	0.116 L	01-Mar-18 16:50	1
13C2-PFOA	IS	89.6	50 - 150		B8B0122	23-Feb-18	0.116 L	01-Mar-18 16:50	1
13C8-PFOS	IS	91.2	50 - 150		B8B0122	23-Feb-18	0.116 L	02-Mar-18 13:29	1
13C5-PFNA	IS	90.6	50 - 150		B8B0122	23-Feb-18	0.116 L	01-Mar-18 16:50	1
13C2-PFDA	IS	85.8	50 - 150		B8B0122	23-Feb-18	0.116 L	01-Mar-18 16:50	1
d3-MeFOSAA	IS	71.3	50 - 150		B8B0122	23-Feb-18	0.116 L	01-Mar-18 16:50	1
13C2-PFUnA	IS	59.4	50 - 150		B8B0122	23-Feb-18	0.116 L	01-Mar-18 16:50	1
d5-EtFOSAA	IS	66.4	50 - 150		B8B0122	23-Feb-18	0.116 L	01-Mar-18 16:50	1
13C2-PFDoA	IS	74.6	50 - 150		B8B0122	23-Feb-18	0.116 L	01-Mar-18 16:50	1
13C2-PFTeDA	IS	74.3	50 - 150		B8B0122	23-Feb-18	0.116 L	01-Mar-18 16:50	1

DL - Detection Limit

LOD - Limit of Detection
LOQ - Limit of quantitation

LCL-UCL- Lower control limit - upper control limit
Results reported to the DL.

When reported, PFHxS, PFOA and PFOS include both linear and branched isomers.
Only the linear isomer is reported for all other analytes.

Sample ID: OF-RW23-0218

Modified EPA Method 537

Client Data					Laboratory Data					
Name:	CH2M Hill	Matrix:	Drinking Water		Lab Sample:	1800324-03	Column:	BEH C18		
Project:	CTO-WE01, Fentress PFAS Res. DW Investigation		Date Collected:	15-Feb-18 15:38	Date Received:	16-Feb-18 09:02				

Analyte	Conc. (ng/L)	DL	LOD	LOQ	Qualifiers	Batch	Extracted	Samp Size	Analyzed	Dilution
PFBS	ND	1.98	5.53	8.84		B8B0122	23-Feb-18	0.113 L	01-Mar-18 17:35	1
PFHxA	ND	2.41	5.53	8.84		B8B0122	23-Feb-18	0.113 L	01-Mar-18 17:35	1
PFHpA	ND	0.653	5.53	8.84		B8B0122	23-Feb-18	0.113 L	01-Mar-18 17:35	1
PFHxS	ND	1.05	5.53	8.84		B8B0122	23-Feb-18	0.113 L	01-Mar-18 17:35	1
PFOA	4.29	0.719	5.53	8.84	J	B8B0122	23-Feb-18	0.113 L	01-Mar-18 17:35	1
PFOS	10.7	0.892	5.53	8.84		B8B0122	23-Feb-18	0.113 L	02-Mar-18 13:40	1
PFNA	ND	0.895	5.53	8.84		B8B0122	23-Feb-18	0.113 L	01-Mar-18 17:35	1
PFDA	ND	1.65	5.53	8.84		B8B0122	23-Feb-18	0.113 L	01-Mar-18 17:35	1
MeFOSAA	ND	1.82	5.53	8.84		B8B0122	23-Feb-18	0.113 L	01-Mar-18 17:35	1
PFUnA	ND	1.16	5.53	8.84		B8B0122	23-Feb-18	0.113 L	01-Mar-18 17:35	1
EtFOSAA	ND	1.51	5.53	8.84		B8B0122	23-Feb-18	0.113 L	01-Mar-18 17:35	1
PFDoA	ND	0.875	5.53	8.84		B8B0122	23-Feb-18	0.113 L	01-Mar-18 17:35	1
PFTrDA	ND	0.546	5.53	8.84		B8B0122	23-Feb-18	0.113 L	01-Mar-18 17:35	1
PFTeDA	ND	0.834	5.53	8.84		B8B0122	23-Feb-18	0.113 L	01-Mar-18 17:35	1

Labeled Standards	Type	% Recovery	Limits	Qualifiers	Batch	Extracted	Samp Size	Analyzed	Dilution
13C3-PFBS	IS	110	50 - 150		B8B0122	23-Feb-18	0.113 L	01-Mar-18 17:35	1
13C2-PFHxA	IS	90.5	50 - 150		B8B0122	23-Feb-18	0.113 L	01-Mar-18 17:35	1
13C4-PFHpA	IS	101	50 - 150		B8B0122	23-Feb-18	0.113 L	01-Mar-18 17:35	1
18O2-PFHxS	IS	83.3	50 - 150		B8B0122	23-Feb-18	0.113 L	01-Mar-18 17:35	1
13C2-PFOA	IS	82.5	50 - 150		B8B0122	23-Feb-18	0.113 L	01-Mar-18 17:35	1
13C8-PFOS	IS	88.2	50 - 150		B8B0122	23-Feb-18	0.113 L	02-Mar-18 13:40	1
13C5-PFNA	IS	85.4	50 - 150		B8B0122	23-Feb-18	0.113 L	01-Mar-18 17:35	1
13C2-PFDA	IS	88.5	50 - 150		B8B0122	23-Feb-18	0.113 L	01-Mar-18 17:35	1
d3-MeFOSAA	IS	78.8	50 - 150		B8B0122	23-Feb-18	0.113 L	01-Mar-18 17:35	1
13C2-PFUnA	IS	83.4	50 - 150		B8B0122	23-Feb-18	0.113 L	01-Mar-18 17:35	1
d5-EtFOSAA	IS	83.8	50 - 150		B8B0122	23-Feb-18	0.113 L	01-Mar-18 17:35	1
13C2-PFDoA	IS	83.5	50 - 150		B8B0122	23-Feb-18	0.113 L	01-Mar-18 17:35	1
13C2-PFTeDA	IS	89.7	50 - 150		B8B0122	23-Feb-18	0.113 L	01-Mar-18 17:35	1

DL - Detection Limit

LOD - Limit of Detection
LOQ - Limit of quantitation

LCL-UCL- Lower control limit - upper control limit
Results reported to the DL.

When reported, PFHxS, PFOA and PFOS include both linear and branched isomers.
Only the linear isomer is reported for all other analytes.

Sample ID: OF-FB23-0218

Modified EPA Method 537

Client Data					Laboratory Data					
Name:	CH2M Hill	Matrix:	Drinking Water		Lab Sample:	1800324-04	Column:	BEH C18		
Project:	CTO-WE01, Fentress PFAS Res. DW Investigation		Date Collected:	15-Feb-18 15:39	Date Received:	16-Feb-18 09:02				

Analyte	Conc. (ng/L)	DL	LOD	LOQ	Qualifiers	Batch	Extracted	Samp Size	Analyzed	Dilution
PFBS	ND	1.91	5.34	8.55		B8B0122	23-Feb-18	0.117 L	01-Mar-18 17:47	1
PFHxA	ND	2.33	5.34	8.55		B8B0122	23-Feb-18	0.117 L	01-Mar-18 17:47	1
PFHpA	ND	0.632	5.34	8.55		B8B0122	23-Feb-18	0.117 L	01-Mar-18 17:47	1
PFHxS	ND	1.01	5.34	8.55		B8B0122	23-Feb-18	0.117 L	01-Mar-18 17:47	1
PFOA	ND	0.696	5.34	8.55		B8B0122	23-Feb-18	0.117 L	01-Mar-18 17:47	1
PFOS	ND	0.863	5.34	8.55		B8B0122	23-Feb-18	0.117 L	02-Mar-18 13:52	1
PFNA	ND	0.866	5.34	8.55		B8B0122	23-Feb-18	0.117 L	01-Mar-18 17:47	1
PFDA	ND	1.59	5.34	8.55		B8B0122	23-Feb-18	0.117 L	01-Mar-18 17:47	1
MeFOSAA	ND	1.76	5.34	8.55		B8B0122	23-Feb-18	0.117 L	01-Mar-18 17:47	1
PFUnA	ND	1.12	5.34	8.55		B8B0122	23-Feb-18	0.117 L	01-Mar-18 17:47	1
EtFOSAA	ND	1.46	5.34	8.55		B8B0122	23-Feb-18	0.117 L	01-Mar-18 17:47	1
PFDoA	ND	0.847	5.34	8.55		B8B0122	23-Feb-18	0.117 L	01-Mar-18 17:47	1
PFTrDA	ND	0.528	5.34	8.55		B8B0122	23-Feb-18	0.117 L	01-Mar-18 17:47	1
PFTeDA	ND	0.807	5.34	8.55		B8B0122	23-Feb-18	0.117 L	01-Mar-18 17:47	1

Labeled Standards	Type	% Recovery	Limits	Qualifiers	Batch	Extracted	Samp Size	Analyzed	Dilution
13C3-PFBS	IS	126	50 - 150		B8B0122	23-Feb-18	0.117 L	01-Mar-18 17:47	1
13C2-PFHxA	IS	89.7	50 - 150		B8B0122	23-Feb-18	0.117 L	01-Mar-18 17:47	1
13C4-PFHpA	IS	91.8	50 - 150		B8B0122	23-Feb-18	0.117 L	01-Mar-18 17:47	1
18O2-PFHxS	IS	86.8	50 - 150		B8B0122	23-Feb-18	0.117 L	01-Mar-18 17:47	1
13C2-PFOA	IS	80.8	50 - 150		B8B0122	23-Feb-18	0.117 L	01-Mar-18 17:47	1
13C8-PFOS	IS	91.3	50 - 150		B8B0122	23-Feb-18	0.117 L	02-Mar-18 13:52	1
13C5-PFNA	IS	86.4	50 - 150		B8B0122	23-Feb-18	0.117 L	01-Mar-18 17:47	1
13C2-PFDA	IS	82.9	50 - 150		B8B0122	23-Feb-18	0.117 L	01-Mar-18 17:47	1
d3-MeFOSAA	IS	55.3	50 - 150		B8B0122	23-Feb-18	0.117 L	01-Mar-18 17:47	1
13C2-PFUnA	IS	55.0	50 - 150		B8B0122	23-Feb-18	0.117 L	01-Mar-18 17:47	1
d5-EtFOSAA	IS	66.9	50 - 150		B8B0122	23-Feb-18	0.117 L	01-Mar-18 17:47	1
13C2-PFDoA	IS	53.8	50 - 150		B8B0122	23-Feb-18	0.117 L	01-Mar-18 17:47	1
13C2-PFTeDA	IS	59.3	50 - 150		B8B0122	23-Feb-18	0.117 L	01-Mar-18 17:47	1

DL - Detection Limit

LOD - Limit of Detection
LOQ - Limit of quantitation

LCL-UCL- Lower control limit - upper control limit
Results reported to the DL.

When reported, PFHxS, PFOA and PFOS include both linear and branched isomers.
Only the linear isomer is reported for all other analytes.

Sample ID: OF-RW28-0218

Modified EPA Method 537

Client Data					Laboratory Data					
Name:	CH2M Hill	Matrix:	Drinking Water		Lab Sample:	1800324-05	Column:	BEH C18		
Project:	CTO-WE01, Fentress PFAS Res. DW Investigation		Date Collected:	15-Feb-18 17:18	Date Received:	16-Feb-18 09:02				

Analyte	Conc. (ng/L)	DL	LOD	LOQ	Qualifiers	Batch	Extracted	Samp Size	Analyzed	Dilution
PFBS	ND	1.99	5.58	8.91		B8B0122	23-Feb-18	0.112 L	01-Mar-18 17:58	1
PFHxA	ND	2.43	5.58	8.91		B8B0122	23-Feb-18	0.112 L	01-Mar-18 17:58	1
PFHpA	ND	0.658	5.58	8.91		B8B0122	23-Feb-18	0.112 L	01-Mar-18 17:58	1
PFHxS	ND	1.05	5.58	8.91		B8B0122	23-Feb-18	0.112 L	01-Mar-18 17:58	1
PFOA	ND	0.725	5.58	8.91		B8B0122	23-Feb-18	0.112 L	01-Mar-18 17:58	1
PFOS	ND	0.899	5.58	8.91		B8B0122	23-Feb-18	0.112 L	02-Mar-18 14:03	1
PFNA	ND	0.902	5.58	8.91		B8B0122	23-Feb-18	0.112 L	01-Mar-18 17:58	1
PFDA	ND	1.66	5.58	8.91		B8B0122	23-Feb-18	0.112 L	01-Mar-18 17:58	1
MeFOSAA	ND	1.84	5.58	8.91		B8B0122	23-Feb-18	0.112 L	01-Mar-18 17:58	1
PFUnA	ND	1.17	5.58	8.91		B8B0122	23-Feb-18	0.112 L	01-Mar-18 17:58	1
EtFOSAA	ND	1.53	5.58	8.91		B8B0122	23-Feb-18	0.112 L	01-Mar-18 17:58	1
PFDoA	ND	0.882	5.58	8.91		B8B0122	23-Feb-18	0.112 L	01-Mar-18 17:58	1
PFTrDA	ND	0.550	5.58	8.91		B8B0122	23-Feb-18	0.112 L	01-Mar-18 17:58	1
PFTeDA	ND	0.841	5.58	8.91		B8B0122	23-Feb-18	0.112 L	01-Mar-18 17:58	1

Labeled Standards	Type	% Recovery	Limits	Qualifiers	Batch	Extracted	Samp Size	Analyzed	Dilution
13C3-PFBS	IS	118	50 - 150		B8B0122	23-Feb-18	0.112 L	01-Mar-18 17:58	1
13C2-PFHxA	IS	88.7	50 - 150		B8B0122	23-Feb-18	0.112 L	01-Mar-18 17:58	1
13C4-PFHpA	IS	96.6	50 - 150		B8B0122	23-Feb-18	0.112 L	01-Mar-18 17:58	1
18O2-PFHxS	IS	80.8	50 - 150		B8B0122	23-Feb-18	0.112 L	01-Mar-18 17:58	1
13C2-PFOA	IS	95.0	50 - 150		B8B0122	23-Feb-18	0.112 L	01-Mar-18 17:58	1
13C8-PFOS	IS	76.7	50 - 150		B8B0122	23-Feb-18	0.112 L	02-Mar-18 14:03	1
13C5-PFNA	IS	68.5	50 - 150		B8B0122	23-Feb-18	0.112 L	01-Mar-18 17:58	1
13C2-PFDA	IS	74.0	50 - 150		B8B0122	23-Feb-18	0.112 L	01-Mar-18 17:58	1
d3-MeFOSAA	IS	71.9	50 - 150		B8B0122	23-Feb-18	0.112 L	01-Mar-18 17:58	1
13C2-PFUnA	IS	72.3	50 - 150		B8B0122	23-Feb-18	0.112 L	01-Mar-18 17:58	1
d5-EtFOSAA	IS	85.2	50 - 150		B8B0122	23-Feb-18	0.112 L	01-Mar-18 17:58	1
13C2-PFDoA	IS	70.4	50 - 150		B8B0122	23-Feb-18	0.112 L	01-Mar-18 17:58	1
13C2-PFTeDA	IS	79.8	50 - 150		B8B0122	23-Feb-18	0.112 L	01-Mar-18 17:58	1

DL - Detection Limit

LOD - Limit of Detection
LOQ - Limit of quantitation

LCL-UCL- Lower control limit - upper control limit
Results reported to the DL.

When reported, PFHxS, PFOA and PFOS include both linear and branched isomers.
Only the linear isomer is reported for all other analytes.

Sample ID: OF-FB28-0218

Modified EPA Method 537

Client Data					Laboratory Data					
Name:	CH2M Hill	Matrix:	Drinking Water		Lab Sample:	1800324-06	Column:	BEH C18		
Project:	CTO-WE01, Fentress PFAS Res. DW Investigation		Date Collected:	15-Feb-18 17:19	Date Received:	16-Feb-18 09:02				

Analyte	Conc. (ng/L)	DL	LOD	LOQ	Qualifiers	Batch	Extracted	Samp Size	Analyzed	Dilution
PFBS	ND	1.93	5.39	8.63		B8B0122	23-Feb-18	0.116 L	01-Mar-18 18:10	1
PFHxA	ND	2.35	5.39	8.63		B8B0122	23-Feb-18	0.116 L	01-Mar-18 18:10	1
PFHpA	ND	0.638	5.39	8.63		B8B0122	23-Feb-18	0.116 L	01-Mar-18 18:10	1
PFHxS	ND	1.02	5.39	8.63		B8B0122	23-Feb-18	0.116 L	01-Mar-18 18:10	1
PFOA	ND	0.703	5.39	8.63		B8B0122	23-Feb-18	0.116 L	01-Mar-18 18:10	1
PFOS	ND	0.871	5.39	8.63		B8B0122	23-Feb-18	0.116 L	02-Mar-18 14:15	1
PFNA	ND	0.874	5.39	8.63		B8B0122	23-Feb-18	0.116 L	01-Mar-18 18:10	1
PFDA	ND	1.61	5.39	8.63		B8B0122	23-Feb-18	0.116 L	01-Mar-18 18:10	1
MeFOSAA	ND	1.78	5.39	8.63		B8B0122	23-Feb-18	0.116 L	01-Mar-18 18:10	1
PFOxA	ND	1.13	5.39	8.63		B8B0122	23-Feb-18	0.116 L	01-Mar-18 18:10	1
EtFOSAA	ND	1.48	5.39	8.63		B8B0122	23-Feb-18	0.116 L	01-Mar-18 18:10	1
PFOxA	ND	0.855	5.39	8.63		B8B0122	23-Feb-18	0.116 L	01-Mar-18 18:10	1
PFTDA	ND	0.533	5.39	8.63		B8B0122	23-Feb-18	0.116 L	01-Mar-18 18:10	1
PFTeDA	ND	0.815	5.39	8.63		B8B0122	23-Feb-18	0.116 L	01-Mar-18 18:10	1

Labeled Standards	Type	% Recovery	Limits	Qualifiers	Batch	Extracted	Samp Size	Analyzed	Dilution
13C3-PFBS	IS	124	50 - 150		B8B0122	23-Feb-18	0.116 L	01-Mar-18 18:10	1
13C2-PFHxA	IS	89.6	50 - 150		B8B0122	23-Feb-18	0.116 L	01-Mar-18 18:10	1
13C4-PFHpA	IS	102	50 - 150		B8B0122	23-Feb-18	0.116 L	01-Mar-18 18:10	1
18O2-PFHxS	IS	82.7	50 - 150		B8B0122	23-Feb-18	0.116 L	01-Mar-18 18:10	1
13C2-PFOA	IS	81.5	50 - 150		B8B0122	23-Feb-18	0.116 L	01-Mar-18 18:10	1
13C8-PFOS	IS	70.0	50 - 150		B8B0122	23-Feb-18	0.116 L	02-Mar-18 14:15	1
13C5-PFNA	IS	71.6	50 - 150		B8B0122	23-Feb-18	0.116 L	01-Mar-18 18:10	1
13C2-PFDA	IS	78.7	50 - 150		B8B0122	23-Feb-18	0.116 L	01-Mar-18 18:10	1
d3-MeFOSAA	IS	78.5	50 - 150		B8B0122	23-Feb-18	0.116 L	01-Mar-18 18:10	1
13C2-PFOxA	IS	83.1	50 - 150		B8B0122	23-Feb-18	0.116 L	01-Mar-18 18:10	1
d5-EtFOSAA	IS	62.1	50 - 150		B8B0122	23-Feb-18	0.116 L	01-Mar-18 18:10	1
13C2-PFOxA	IS	68.8	50 - 150		B8B0122	23-Feb-18	0.116 L	01-Mar-18 18:10	1
13C2-PFTeDA	IS	81.9	50 - 150		B8B0122	23-Feb-18	0.116 L	01-Mar-18 18:10	1

DL - Detection Limit

LOD - Limit of Detection
LOQ - Limit of quantitation

LCL-UCL- Lower control limit - upper control limit
Results reported to the DL.

When reported, PFHxS, PFOA and PFOS include both linear and branched isomers.
Only the linear isomer is reported for all other analytes.

Sample ID: OF-RW60-0218

Modified EPA Method 537

Client Data					Laboratory Data					
Name:	CH2M Hill	Matrix:	Drinking Water		Lab Sample:	1800324-07	Column:	BEH C18		
Project:	CTO-WE01, Fentress PFAS Res. DW Investigation		Date Collected:	14-Feb-18 14:15	Date Received:	16-Feb-18 09:02				

Analyte	Conc. (ng/L)	DL	LOD	LOQ	Qualifiers	Batch	Extracted	Samp Size	Analyzed	Dilution
PFBS	ND	1.99	5.58	8.91		B8B0122	23-Feb-18	0.112 L	01-Mar-18 18:21	1
PFHxA	ND	2.43	5.58	8.91		B8B0122	23-Feb-18	0.112 L	01-Mar-18 18:21	1
PFHpA	ND	0.658	5.58	8.91		B8B0122	23-Feb-18	0.112 L	01-Mar-18 18:21	1
PFHxS	2.56	1.05	5.58	8.91	J	B8B0122	23-Feb-18	0.112 L	01-Mar-18 18:21	1
PFOA	ND	0.725	5.58	8.91		B8B0122	23-Feb-18	0.112 L	01-Mar-18 18:21	1
PFOS	1.32	0.899	5.58	8.91	J	B8B0122	23-Feb-18	0.112 L	02-Mar-18 14:26	1
PFNA	ND	0.902	5.58	8.91		B8B0122	23-Feb-18	0.112 L	01-Mar-18 18:21	1
PFDA	ND	1.66	5.58	8.91		B8B0122	23-Feb-18	0.112 L	01-Mar-18 18:21	1
MeFOSAA	ND	1.84	5.58	8.91		B8B0122	23-Feb-18	0.112 L	01-Mar-18 18:21	1
PFUnA	ND	1.17	5.58	8.91		B8B0122	23-Feb-18	0.112 L	01-Mar-18 18:21	1
EtFOSAA	ND	1.53	5.58	8.91		B8B0122	23-Feb-18	0.112 L	01-Mar-18 18:21	1
PFDoA	ND	0.882	5.58	8.91		B8B0122	23-Feb-18	0.112 L	01-Mar-18 18:21	1
PFTrDA	ND	0.550	5.58	8.91		B8B0122	23-Feb-18	0.112 L	01-Mar-18 18:21	1
PFTeDA	ND	0.841	5.58	8.91		B8B0122	23-Feb-18	0.112 L	01-Mar-18 18:21	1

Labeled Standards	Type	% Recovery	Limits	Qualifiers	Batch	Extracted	Samp Size	Analyzed	Dilution
13C3-PFBS	IS	243	50 - 150	H	B8B0122	23-Feb-18	0.112 L	01-Mar-18 18:21	1
13C2-PFHxA	IS	90.6	50 - 150		B8B0122	23-Feb-18	0.112 L	01-Mar-18 18:21	1
13C4-PFHpA	IS	104	50 - 150		B8B0122	23-Feb-18	0.112 L	01-Mar-18 18:21	1
18O2-PFHxS	IS	96.4	50 - 150		B8B0122	23-Feb-18	0.112 L	01-Mar-18 18:21	1
13C2-PFOA	IS	77.5	50 - 150		B8B0122	23-Feb-18	0.112 L	01-Mar-18 18:21	1
13C8-PFOS	IS	93.9	50 - 150		B8B0122	23-Feb-18	0.112 L	02-Mar-18 14:26	1
13C5-PFNA	IS	69.0	50 - 150		B8B0122	23-Feb-18	0.112 L	01-Mar-18 18:21	1
13C2-PFDA	IS	80.9	50 - 150		B8B0122	23-Feb-18	0.112 L	01-Mar-18 18:21	1
d3-MeFOSAA	IS	90.4	50 - 150		B8B0122	23-Feb-18	0.112 L	01-Mar-18 18:21	1
13C2-PFUnA	IS	68.0	50 - 150		B8B0122	23-Feb-18	0.112 L	01-Mar-18 18:21	1
d5-EtFOSAA	IS	99.5	50 - 150		B8B0122	23-Feb-18	0.112 L	01-Mar-18 18:21	1
13C2-PFDoA	IS	67.1	50 - 150		B8B0122	23-Feb-18	0.112 L	01-Mar-18 18:21	1
13C2-PFTeDA	IS	76.2	50 - 150		B8B0122	23-Feb-18	0.112 L	01-Mar-18 18:21	1

DL - Detection Limit

LOD - Limit of Detection
LOQ - Limit of quantitation

LCL-UCL- Lower control limit - upper control limit
Results reported to the DL.

When reported, PFHxS, PFOA and PFOS include both linear and branched isomers.
Only the linear isomer is reported for all other analytes.

Sample ID: OF-RW60P-0218

Modified EPA Method 537

Client Data					Laboratory Data					
Name:	CH2M Hill	Matrix:	Drinking Water		Lab Sample:	1800324-08	Column:	BEH C18		
Project:	CTO-WE01, Fentress PFAS Res. DW Investigation		Date Collected:	14-Feb-18 14:16	Date Received:	16-Feb-18 09:02				

Analyte	Conc. (ng/L)	DL	LOD	LOQ	Qualifiers	Batch	Extracted	Samp Size	Analyzed	Dilution
PFBS	ND	1.94	5.43	8.66		B8B0122	23-Feb-18	0.115 L	01-Mar-18 18:33	1
PFHxA	ND	2.36	5.43	8.66		B8B0122	23-Feb-18	0.115 L	01-Mar-18 18:33	1
PFHpA	ND	0.640	5.43	8.66		B8B0122	23-Feb-18	0.115 L	01-Mar-18 18:33	1
PFHxS	2.38	1.03	5.43	8.66	J	B8B0122	23-Feb-18	0.115 L	01-Mar-18 18:33	1
PFOA	ND	0.705	5.43	8.66		B8B0122	23-Feb-18	0.115 L	01-Mar-18 18:33	1
PFOS	ND	0.874	5.43	8.66		B8B0122	23-Feb-18	0.115 L	02-Mar-18 14:38	1
PFNA	ND	0.877	5.43	8.66		B8B0122	23-Feb-18	0.115 L	01-Mar-18 18:33	1
PFDA	ND	1.61	5.43	8.66		B8B0122	23-Feb-18	0.115 L	01-Mar-18 18:33	1
MeFOSAA	ND	1.79	5.43	8.66		B8B0122	23-Feb-18	0.115 L	01-Mar-18 18:33	1
PFOxA	ND	1.14	5.43	8.66		B8B0122	23-Feb-18	0.115 L	01-Mar-18 18:33	1
EtFOSAA	ND	1.48	5.43	8.66		B8B0122	23-Feb-18	0.115 L	01-Mar-18 18:33	1
PFOxA	ND	0.858	5.43	8.66		B8B0122	23-Feb-18	0.115 L	01-Mar-18 18:33	1
PFTDA	ND	0.535	5.43	8.66		B8B0122	23-Feb-18	0.115 L	01-Mar-18 18:33	1
PFTeDA	ND	0.818	5.43	8.66		B8B0122	23-Feb-18	0.115 L	01-Mar-18 18:33	1

Labeled Standards	Type	% Recovery	Limits	Qualifiers	Batch	Extracted	Samp Size	Analyzed	Dilution
13C3-PFBS	IS	124	50 - 150		B8B0122	23-Feb-18	0.115 L	01-Mar-18 18:33	1
13C2-PFHxA	IS	96.0	50 - 150		B8B0122	23-Feb-18	0.115 L	01-Mar-18 18:33	1
13C4-PFHpA	IS	102	50 - 150		B8B0122	23-Feb-18	0.115 L	01-Mar-18 18:33	1
18O2-PFHxS	IS	87.3	50 - 150		B8B0122	23-Feb-18	0.115 L	01-Mar-18 18:33	1
13C2-PFOA	IS	85.5	50 - 150		B8B0122	23-Feb-18	0.115 L	01-Mar-18 18:33	1
13C8-PFOS	IS	73.8	50 - 150		B8B0122	23-Feb-18	0.115 L	02-Mar-18 14:38	1
13C5-PFNA	IS	80.3	50 - 150		B8B0122	23-Feb-18	0.115 L	01-Mar-18 18:33	1
13C2-PFDA	IS	73.0	50 - 150		B8B0122	23-Feb-18	0.115 L	01-Mar-18 18:33	1
d3-MeFOSAA	IS	88.2	50 - 150		B8B0122	23-Feb-18	0.115 L	01-Mar-18 18:33	1
13C2-PFOxA	IS	74.2	50 - 150		B8B0122	23-Feb-18	0.115 L	01-Mar-18 18:33	1
d5-EtFOSAA	IS	97.4	50 - 150		B8B0122	23-Feb-18	0.115 L	01-Mar-18 18:33	1
13C2-PFOxA	IS	84.4	50 - 150		B8B0122	23-Feb-18	0.115 L	01-Mar-18 18:33	1
13C2-PFTeDA	IS	109	50 - 150		B8B0122	23-Feb-18	0.115 L	01-Mar-18 18:33	1

DL - Detection Limit

LOD - Limit of Detection
LOQ - Limit of quantitation

LCL-UCL- Lower control limit - upper control limit
Results reported to the DL.

When reported, PFHxS, PFOA and PFOS include both linear and branched isomers.
Only the linear isomer is reported for all other analytes.

Sample ID: OF-FB60-0218

Modified EPA Method 537

Client Data					Laboratory Data					
Name:	CH2M Hill	Matrix:	Drinking Water		Lab Sample:	1800324-09	Column:	BEH C18		
Project:	CTO-WE01, Fentress PFAS Res. DW Investigation		Date Collected:	14-Feb-18 14:17	Date Received:	16-Feb-18 09:02				

Analyte	Conc. (ng/L)	DL	LOD	LOQ	Qualifiers	Batch	Extracted	Samp Size	Analyzed	Dilution
PFBS	ND	1.89	5.30	8.46		B8B0122	23-Feb-18	0.118 L	01-Mar-18 18:44	1
PFHxA	ND	2.31	5.30	8.46		B8B0122	23-Feb-18	0.118 L	01-Mar-18 18:44	1
PFHpA	ND	0.625	5.30	8.46		B8B0122	23-Feb-18	0.118 L	01-Mar-18 18:44	1
PFHxS	ND	1.00	5.30	8.46		B8B0122	23-Feb-18	0.118 L	01-Mar-18 18:44	1
PFOA	ND	0.689	5.30	8.46		B8B0122	23-Feb-18	0.118 L	01-Mar-18 18:44	1
PFOS	ND	0.854	5.30	8.46		B8B0122	23-Feb-18	0.118 L	02-Mar-18 14:49	1
PFNA	ND	0.857	5.30	8.46		B8B0122	23-Feb-18	0.118 L	01-Mar-18 18:44	1
PFDA	ND	1.58	5.30	8.46		B8B0122	23-Feb-18	0.118 L	01-Mar-18 18:44	1
MeFOSAA	ND	1.75	5.30	8.46		B8B0122	23-Feb-18	0.118 L	01-Mar-18 18:44	1
PFUnA	ND	1.11	5.30	8.46		B8B0122	23-Feb-18	0.118 L	01-Mar-18 18:44	1
EtFOSAA	ND	1.45	5.30	8.46		B8B0122	23-Feb-18	0.118 L	01-Mar-18 18:44	1
PFDoA	ND	0.838	5.30	8.46		B8B0122	23-Feb-18	0.118 L	01-Mar-18 18:44	1
PFTrDA	ND	0.523	5.30	8.46		B8B0122	23-Feb-18	0.118 L	01-Mar-18 18:44	1
PFTeDA	ND	0.799	5.30	8.46		B8B0122	23-Feb-18	0.118 L	01-Mar-18 18:44	1

Labeled Standards	Type	% Recovery	Limits	Qualifiers	Batch	Extracted	Samp Size	Analyzed	Dilution
13C3-PFBS	IS	102	50 - 150		B8B0122	23-Feb-18	0.118 L	01-Mar-18 18:44	1
13C2-PFHxA	IS	81.9	50 - 150		B8B0122	23-Feb-18	0.118 L	01-Mar-18 18:44	1
13C4-PFHpA	IS	86.0	50 - 150		B8B0122	23-Feb-18	0.118 L	01-Mar-18 18:44	1
18O2-PFHxS	IS	89.6	50 - 150		B8B0122	23-Feb-18	0.118 L	01-Mar-18 18:44	1
13C2-PFOA	IS	90.5	50 - 150		B8B0122	23-Feb-18	0.118 L	01-Mar-18 18:44	1
13C8-PFOS	IS	86.6	50 - 150		B8B0122	23-Feb-18	0.118 L	02-Mar-18 14:49	1
13C5-PFNA	IS	79.8	50 - 150		B8B0122	23-Feb-18	0.118 L	01-Mar-18 18:44	1
13C2-PFDA	IS	76.4	50 - 150		B8B0122	23-Feb-18	0.118 L	01-Mar-18 18:44	1
d3-MeFOSAA	IS	55.1	50 - 150		B8B0122	23-Feb-18	0.118 L	01-Mar-18 18:44	1
13C2-PFUnA	IS	76.2	50 - 150		B8B0122	23-Feb-18	0.118 L	01-Mar-18 18:44	1
d5-EtFOSAA	IS	58.3	50 - 150		B8B0122	23-Feb-18	0.118 L	01-Mar-18 18:44	1
13C2-PFDoA	IS	70.9	50 - 150		B8B0122	23-Feb-18	0.118 L	01-Mar-18 18:44	1
13C2-PFTeDA	IS	88.2	50 - 150		B8B0122	23-Feb-18	0.118 L	01-Mar-18 18:44	1

DL - Detection Limit

LOD - Limit of Detection
LOQ - Limit of quantitation

LCL-UCL- Lower control limit - upper control limit
Results reported to the DL.

When reported, PFHxS, PFOA and PFOS include both linear and branched isomers.
Only the linear isomer is reported for all other analytes.

Sample ID: OF-RW42C-0218

Modified EPA Method 537

Client Data					Laboratory Data					
Name:	CH2M Hill	Matrix:	Drinking Water		Lab Sample:	1800324-10	Column:	BEH C18		
Project:	CTO-WE01, Fentress PFAS Res. DW Investigation		Date Collected:	14-Feb-18 09:33	Date Received:	16-Feb-18 09:02				

Analyte	Conc. (ng/L)	DL	LOD	LOQ	Qualifiers	Batch	Extracted	Samp Size	Analyzed	Dilution
PFBS	18.0	1.97	5.48	8.80		B8B0122	23-Feb-18	0.114 L	02-Mar-18 15:00	1
PFHxA	26.0	2.40	5.48	8.80		B8B0122	23-Feb-18	0.114 L	02-Mar-18 15:00	1
PFHpA	5.11	0.650	5.48	8.80	J	B8B0122	23-Feb-18	0.114 L	02-Mar-18 15:00	1
PFHxS	217	1.04	5.48	8.80		B8B0122	23-Feb-18	0.114 L	01-Mar-18 18:56	1
PFOA	82.1	0.716	5.48	8.80		B8B0122	23-Feb-18	0.114 L	02-Mar-18 15:00	1
PFOS	26.6	0.888	5.48	8.80		B8B0122	23-Feb-18	0.114 L	02-Mar-18 15:00	1
PFNA	ND	0.891	5.48	8.80		B8B0122	23-Feb-18	0.114 L	02-Mar-18 15:00	1
PFDA	ND	1.64	5.48	8.80		B8B0122	23-Feb-18	0.114 L	02-Mar-18 15:00	1
MeFOSAA	ND	1.82	5.48	8.80		B8B0122	23-Feb-18	0.114 L	02-Mar-18 15:00	1
PFOA	ND	1.16	5.48	8.80		B8B0122	23-Feb-18	0.114 L	02-Mar-18 15:00	1
EtFOSAA	ND	1.51	5.48	8.80		B8B0122	23-Feb-18	0.114 L	02-Mar-18 15:00	1
PFOA	ND	0.872	5.48	8.80		B8B0122	23-Feb-18	0.114 L	02-Mar-18 15:00	1
PFOA	ND	0.544	5.48	8.80		B8B0122	23-Feb-18	0.114 L	02-Mar-18 15:00	1
PFOA	ND	0.831	5.48	8.80		B8B0122	23-Feb-18	0.114 L	02-Mar-18 15:00	1

Labeled Standards	Type	% Recovery	Limits	Qualifiers	Batch	Extracted	Samp Size	Analyzed	Dilution
13C3-PFBS	IS	124	50 - 150		B8B0122	23-Feb-18	0.114 L	02-Mar-18 15:00	1
13C2-PFHxA	IS	90.2	50 - 150		B8B0122	23-Feb-18	0.114 L	02-Mar-18 15:00	1
13C4-PFHpA	IS	97.5	50 - 150		B8B0122	23-Feb-18	0.114 L	02-Mar-18 15:00	1
18O2-PFHxS	IS	91.3	50 - 150		B8B0122	23-Feb-18	0.114 L	01-Mar-18 18:56	1
13C2-PFOA	IS	81.5	50 - 150		B8B0122	23-Feb-18	0.114 L	02-Mar-18 15:00	1
13C8-PFOS	IS	78.6	50 - 150		B8B0122	23-Feb-18	0.114 L	02-Mar-18 15:00	1
13C5-PFNA	IS	80.9	50 - 150		B8B0122	23-Feb-18	0.114 L	02-Mar-18 15:00	1
13C2-PFDA	IS	84.0	50 - 150		B8B0122	23-Feb-18	0.114 L	02-Mar-18 15:00	1
d3-MeFOSAA	IS	64.7	50 - 150		B8B0122	23-Feb-18	0.114 L	02-Mar-18 15:00	1
13C2-PFOA	IS	81.2	50 - 150		B8B0122	23-Feb-18	0.114 L	02-Mar-18 15:00	1
d5-EtFOSAA	IS	72.7	50 - 150		B8B0122	23-Feb-18	0.114 L	02-Mar-18 15:00	1
13C2-PFOA	IS	78.8	50 - 150		B8B0122	23-Feb-18	0.114 L	02-Mar-18 15:00	1
13C2-PFOA	IS	100	50 - 150		B8B0122	23-Feb-18	0.114 L	02-Mar-18 15:00	1

DL - Detection Limit

LOD - Limit of Detection
LOQ - Limit of quantitation

LCL-UCL- Lower control limit - upper control limit
Results reported to the DL.

When reported, PFHxS, PFOA and PFOS include both linear and branched isomers.
Only the linear isomer is reported for all other analytes.

DATA QUALIFIERS & ABBREVIATIONS

B	This compound was also detected in the method blank.
D	Dilution
E	The associated compound concentration exceeded the calibration range of the instrument.
H	Recovery and/or RPD was outside laboratory acceptance limits.
I	Chemical Interference
J	The amount detected is below the Reporting Limit/LOQ.
M	Estimated Maximum Possible Concentration. (CA Region 2 projects only)
*	See Cover Letter
Conc.	Concentration
NA	Not applicable
ND	Not Detected
TEQ	Toxic Equivalency
U	Not Detected (specific projects only)

Unless otherwise noted, solid sample results are reported in dry weight. Tissue samples are reported in wet weight.

CERTIFICATIONS

Accrediting Authority	Certificate Number
Alaska Department of Environmental Conservation	17-013
Arkansas Department of Environmental Quality	17-015-0
California Department of Health – ELAP	2892
DoD ELAP - A2LA Accredited - ISO/IEC 17025:2005	3091.01
Florida Department of Health	E87777-18
Hawaii Department of Health	N/A
Louisiana Department of Environmental Quality	01977
Maine Department of Health	2016026
Minnesota Department of Health	1322288
New Hampshire Environmental Accreditation Program	207717
New Jersey Department of Environmental Protection	CA003
New York Department of Health	11411
Oregon Laboratory Accreditation Program	4042-008
Pennsylvania Department of Environmental Protection	014
Texas Commission on Environmental Quality	T104704189-17-8
Virginia Department of General Services	9077
Washington Department of Ecology	C584
Wisconsin Department of Natural Resources	998036160

Current certificates and lists of licensed parameters are located in the Quality Assurance office and are available upon request.



CHAIN OF CUSTODY

For Laboratory Use Only
 Work Order #: 1800324 Temp: 0.6 °C
 Storage ID: WK-2 Storage Secured: Yes No

Project ID: CTO-WE01, Fentress PFAS Residential DW Investigation
 PO#: 10006-7-105444 Sampler: K. SMITH / C. COSTMAN (name)

TAT Standard 21 days
 (check one) Rush (surcharge may apply)
 14 days 7 days Specify: _____

Invoice to: Name Andrew Lairson Company CH2M Address 5701 Cleveland Street, Suite 200 City Virginia Beach State Virginia Ph# 757-671-6297 Fax# _____

Relinquished by (printed name and signature) Kathryn Smith Date 2/15/18 Time 1900 Received by (printed name and signature) B Benedict Bell-Bonant Date 8/2/18 Time 0944

SHIP TO: Vista Analytical Laboratory
 1104 Windfield Way
 El Dorado Hills, CA 95762
 (916) 673-1520 * Fax (916) 673-0106
 ATTN: Martha Maier

Method of Shipment: FEDEX
 Tracking No: _____

Sample ID	Date	Time	Location/Sample Description	Add Analysis(es) Requested							Comments		
				Quantity	Type	Matrix	PFOM/PFOS	UCMR3 PFAS List 6	537 List: 14	Full List of 26		Other: Please List Below	
OF-RW63-0218	2-15-18	1503		2	P	DW				X			
OF-FB63-0218	2-15-18	1504								X			
OF-RW23-0218	2-15-18	1538								X			
OF-FB23-0218	2-15-18	1539								X			
OF-RW28-0218	2-15-18	1718								X			
OF-FB28-0218	2-15-18	1719								X			
OF-RW60-0218	2-14-18	1415								X			
OF-RW60P-0218	2-14-18	1416								X			
OF-FB60-0218	2-14-18	1417								X			
OF-RW42C-0218	2-14-18	0933								X			

Special Instructions/Comments: 14 DAY TAT
Analysis of Drinking Water samples for PFAS (List of 14)

SEND DOCUMENTATION AND RESULTS TO:
 Name: Andrew Lairson
 Company: CH2M HILL Inc.
 Address: 5701 Cleveland Street, Suite 200
 City: Virginia Beach State: VA Zip: 23462
 Phone: 757-671-6297 Fax: _____
 Email: Andrew.Lairson@ch2m.com

Container Types: P = HDPE, PJ = HDPE Jar
 Bottle Preservation Type: T = Thiosulfate, TZ = Trizma:
 Matrix Types: AQ = Aqueous, DW = Drinking Water, EF = Effluent, PP = Pulp/Paper, SD = Sediment, SL = Sludge, SO = Soil, WW = Wastewater, B = Blood/Serum, O = Other:

Sample Log-in Checklist

Vista Work Order #: 1800324 TAT 14

Samples Arrival:	Date/Time: 02/16/18 0902	Initials: JRB	Location: WR-2
			Shelf/Rack: NA
Logged In:	Date/Time: 02/16/18 1336	Initials: JRB	Location: WR-2
			Shelf/Rack: E2
Delivered By:	<input checked="" type="checkbox"/> FedEx	<input type="checkbox"/> UPS	<input type="checkbox"/> On Trac
		<input type="checkbox"/> GSO	<input type="checkbox"/> DHL
		<input type="checkbox"/> Hand Delivered	<input type="checkbox"/> Other
Preservation:	<input checked="" type="checkbox"/> Ice	<input type="checkbox"/> Blue Ice	<input type="checkbox"/> Dry Ice
	<input type="checkbox"/> None		
Temp °C: 0.7 (uncorrected)	Time: 0942	Thermometer ID: IR-4	
Temp °C: 0.6 (corrected)	Probe used: Yes <input type="checkbox"/> No <input checked="" type="checkbox"/>		

	YES	NO	NA
Adequate Sample Volume Received?	✓		
Holding Time Acceptable?	✓		
Shipping Container(s) Intact?	✓		
Shipping Custody Seals Intact?	✓		
Shipping Documentation Present?	✓		
Airbill <u>10f3</u> Trk # <u>7714 9767 3692</u>	✓		
Sample Container Intact?	✓		
Sample Custody Seals Intact?			✓
Chain of Custody / Sample Documentation Present?	✓		
COC Anomaly/Sample Acceptance Form completed?		✓	✓
If Chlorinated or Drinking Water Samples, Acceptable Preservation?			
Preservation Documented:	Na ₂ S ₂ O ₃	Trizma	<input checked="" type="checkbox"/> None
			Yes No <input checked="" type="checkbox"/> NA
Shipping Container	<input checked="" type="checkbox"/> Vista	Client	<input checked="" type="checkbox"/> Retain
		Return	Dispose

Comments:

EXTRACTION INFORMATION

Process Sheet
Workorder: 1800324

PRIORITY

Prep Expiration: 2018-Feb-28
 Client: CH2M Hill

Workorder Due: 02-Mar-18 00:00

TAT: 14

Method: **537M PFAS DOD (LOQ as mRL)**
 Matrix: **Aqueous**

Prep Batch: B8B0122

Version: 537 (14 Analyte)
 DoD: **DoD QSM 5.1**

Prep Data Entered: 02/26/18 MA
Date and Initials

Initial Sequence: _____

LabSampID	A/B	Prep Rec	Spike Rec	ClientSampleID	Comments	Location	Container
1800324-01	A	<input checked="" type="checkbox"/>	<input checked="" type="checkbox"/>	OF-RW63-0218		WR-2 E-2	HDPE Bottle, 125 mL
1800324-02	↓	<input checked="" type="checkbox"/>	<input checked="" type="checkbox"/>	OF-FB63-0218		WR-2 E-2	HDPE Bottle, 125 mL
1800324-03		<input checked="" type="checkbox"/>	<input checked="" type="checkbox"/>	OF-RW23-0218		WR-2 E-2	HDPE Bottle, 125 mL
1800324-04		<input checked="" type="checkbox"/>	<input checked="" type="checkbox"/>	OF-FB23-0218		WR-2 E-2	HDPE Bottle, 125 mL
1800324-05		<input checked="" type="checkbox"/>	<input checked="" type="checkbox"/>	OF-RW28-0218		WR-2 E-2	HDPE Bottle, 125 mL
1800324-06		<input checked="" type="checkbox"/>	<input checked="" type="checkbox"/>	OF-FB28-0218		WR-2 E-2	HDPE Bottle, 125 mL
1800324-07		<input checked="" type="checkbox"/>	<input checked="" type="checkbox"/>	OF-RW60-0218		WR-2 E-2	HDPE Bottle, 125 mL
1800324-08		<input checked="" type="checkbox"/>	<input checked="" type="checkbox"/>	OF-RW60P-0218		WR-2 E-2	HDPE Bottle, 125 mL
1800324-09		<input checked="" type="checkbox"/>	<input checked="" type="checkbox"/>	OF-FB60-0218		WR-2 E-2	HDPE Bottle, 125 mL
1800324-10		<input checked="" type="checkbox"/>	<input checked="" type="checkbox"/>	OF-RW42C-0218		WR-2 E-2	HDPE Bottle, 125 mL

Pre-Prep Check Out: HN 2/23/18
 Pre-Prep Check In: NA

Prep Check Out: NA
 Prep Check In: NA

Prep Reconciled Initials/Date: HN 2/23/18
 Spike Reconciled Initials/Date: MA 2/23/18
 VialBoxID: Fuencio

LabNumber	WetWeight (Initial)	% Solids (Extraction Solids)	DryWeight	Final	Extracted	Ext By	Spike	SpikeAmount	ClientMatrix	Analysis
1800323-01	0.11418 ✓	NA	NA	1000	23-Feb-18 11:00	HN			Drinking Water	537M PFAS DOD (LOQ as
1800323-02	0.11591 ✓			1000	23-Feb-18 11:00	HN			Drinking Water	537M PFAS DOD (LOQ as
1800323-03	0.11407 ✓			1000	23-Feb-18 11:00	HN			Drinking Water	537M PFAS DOD (LOQ as
1800323-04	0.11688 ✓			1000	23-Feb-18 11:00	HN			Drinking Water	537M PFAS DOD (LOQ as
1800323-05	0.1084 ✓			1000	23-Feb-18 11:00	HN			Drinking Water	537M PFAS DOD (LOQ as
1800323-06	0.10942 ✓			1000	23-Feb-18 11:00	HN			Drinking Water	537M PFAS DOD (LOQ as
1800323-07	0.11646 ✓			1000	23-Feb-18 11:00	HN			Drinking Water	537M PFAS DOD (LOQ as
1800323-08	0.11707 ✓			1000	23-Feb-18 11:00	HN			Drinking Water	537M PFAS DOD (LOQ as
1800323-09	0.11565 ✓			1000	23-Feb-18 11:00	HN			Drinking Water	537M PFAS DOD (LOQ as
1800323-10	0.11729 ✓			1000	23-Feb-18 11:00	HN			Drinking Water	537M PFAS DOD (LOQ as
1800324-01	0.11462 ✓			1000	23-Feb-18 11:00	HN			Drinking Water	537M PFAS DOD (LOQ as
1800324-02	0.11622 ✓			1000	23-Feb-18 11:00	HN			Drinking Water	537M PFAS DOD (LOQ as
1800324-03	0.11311 ✓			1000	23-Feb-18 11:00	HN			Drinking Water	537M PFAS DOD (LOQ as
1800324-04	0.11692 ✓			1000	23-Feb-18 11:00	HN			Drinking Water	537M PFAS DOD (LOQ as
1800324-05	0.11227 ✓			1000	23-Feb-18 11:00	HN			Drinking Water	537M PFAS DOD (LOQ as
1800324-06	0.11581 ✓			1000	23-Feb-18 11:00	HN			Drinking Water	537M PFAS DOD (LOQ as
1800324-07	0.11223 ✓			1000	23-Feb-18 11:00	HN			Drinking Water	537M PFAS DOD (LOQ as
1800324-08	0.11541 ✓			1000	23-Feb-18 11:00	HN			Drinking Water	537M PFAS DOD (LOQ as
1800324-09	0.11817 ✓			1000	23-Feb-18 11:00	HN			Drinking Water	537M PFAS DOD (LOQ as
1800324-10	0.11358 ✓			1000	23-Feb-18 11:00	HN			Drinking Water	537M PFAS DOD (LOQ as
B8B0122-BLK1	0.125 ✓			1000	23-Feb-18 11:00	HN				QC
B8B0122-BS1	0.125 ✓			1000	23-Feb-18 11:00	HN	17L2103 ✓	10 ✓		QC
B8B0122-BSD1	0.125 ✓			1000	23-Feb-18 11:00	HN	17L2103 ✓	10 ✓		QC

✓ MA 02/26/18

PREPARATION BENCH SHEET

Matrix: Aqueous

Method: 537M PFAS DOD (LOQ as mL)

B8B0122

Chemist: HN

Prep Date/Time: 20 Feb 18 09:12

2/23/18 11:00

HN 2/23/18

Prepared using: LCMS - SPE Extraction-LCMS

Cen	VISTA Sample ID	Date/Initials: HN 2/23/18		pH Before	pH After	Chlorine (Cl)	Drops HCl Added	Balance ID: HRMS-8		Sample Amt. (L)	IS/NS CHEM/WIT DATE	SPE	RS CHEM/WIT DATE
		Bottle + Sample (g)	Bottle Only (g)										
<input type="checkbox"/>	B8B0122-BLK1	5	2	0	1	NA	NA	(0.125)	HN MA 2/23/18	VC 2/23/18	VC 7R 2/23/18		
<input type="checkbox"/>	B8B0122-BS1	5	2	0	1	↓	↓	↓					
<input type="checkbox"/>	B8B0122-BSD1	5	2	0	1	↓	↓	↓					
<input type="checkbox"/>	1800323-01	6	2	0	3	140.81	26.63	0.11418					
<input type="checkbox"/>	1800323-02	5	2	0	1	142.83	26.92	0.11591					
<input type="checkbox"/>	1800323-03	5	2	0	3	140.73	26.66	0.11407					
<input type="checkbox"/>	1800323-04	5	2	0	1	143.78	26.90	0.11688					
<input checked="" type="checkbox"/>	1800323-05	5	2	0	2	135.12	26.72	0.10840					
<input type="checkbox"/>	1800323-06	5	2	0	1	136.38	26.96	0.10942					
<input type="checkbox"/>	1800323-07	5	2	0	1	143.10	26.64	0.11646					
<input type="checkbox"/>	1800323-08	5	2	0	1	144.06	26.99	0.11707					
<input checked="" type="checkbox"/>	1800323-09	HN 2/23/18 7.6	2	0	2	HN 2/23/18 142.58 142.62	26.97	0.11565					
<input type="checkbox"/>	1800323-10	5	2	0	1	144.24	26.95	0.11729					
<input type="checkbox"/>	1800324-01	5	2	0	1	HN 2/23/18 141.61 141.55	26.93	0.11462					
<input type="checkbox"/>	1800324-02	HN 2/23/18 5	2	0	1	143.12	26.90	0.11622					
<input checked="" type="checkbox"/>	1800324-03	HN 2/23/18 5.7	2	0	2	139.89	26.78	0.11311	↓	↓	↓		

IS: 172260, 10 µL (V1)	SPE Chem: Strata-X-AW 33 µm ^{200mg} / cmc Ele SOLV: MeOH, 5% NH4OH in MeOH Final Volume(s) 1 mL	Notes:
IS SUP: NA		
NS: 1722103, 10 µL (V2)		
RS: 1722332, 10 µL (V1)		

Comments: Assume 1 g = 1 mL
Cen = Centrifuged

PREPARATION BENCH SHEET

Matrix: Aqueous

Method: 537M PFAS DOD (LOQ as mL)

B8B0122

Chemist: HN

Prep Date/Time: ~~20 Feb 18 09:12~~
2/23/18 11:00
HN 2/23/18

Prepared using: LCMS - SPE Extraction-LCMS

Date/Initials: HN 2/23/18 BalanceID: HRMS-8

Cen	VISTA Sample ID	pH Before	pH After	Chlorine (Cl)	Drops HCl Added	Bottle + Sample (g)	Bottle Only (g)	Sample Amt. (L)	IS/NS CHEM/WIT DATE	SPE	RS CHEM/WIT DATE
<input type="checkbox"/>	1800324-04	5	2	0	1	143.88	26.96	0.11692	HN MA 2/23/18	VC 2/23/18	VC 7/2 2/23/18
<input type="checkbox"/>	1800324-05	5	2	0	2	139.17	26.90	0.11227	↓	↓	↓
<input type="checkbox"/>	1800324-06	5	2	0	1	142.55	26.74	0.11581	↓	↓	↓
<input type="checkbox"/>	1800324-07	5	2	0	1	138.38	26.65	0.11223	↓	↓	↓
<input type="checkbox"/>	1800324-08	5	2	0	1	142.38	26.97	0.11541	↓	↓	↓
<input type="checkbox"/>	1800324-09	7	2	0	2	144.87	26.70	0.11817	↓	↓	↓
<input type="checkbox"/>	1800324-10	5	2	0	1	140.62	27.04	0.11358	↓	↓	↓

IS: 1722601, 10mL (V1) IS SUP: NA NS: 1722103, 10mL (V2) RS: 1722332, 10µL (V1)	SPE Chem: Strata-X-AW 33µm ^{200mg} _{10mL} Ele SOLV: MeOH, 5% NH4OH in MeOH Final Volume(s) 1 mL	Notes:
--	---	--------

Comments: Assume 1 g = 1 mL
Cen = Centrifuged

SAMPLE DATA – MODIFIED EPA METHOD 537

Dataset: Z:\Projects\PFAS.PRO\Results\180301M1\180301M1-50.qld

Last Altered: Monday, March 12, 2018 09:26:29 Pacific Daylight Time

Printed: Monday, March 12, 2018 09:26:58 Pacific Daylight Time

Method: Z:\Projects\PFAS.PRO\MethDB\PFAS_FULL_80C_022718.mdb 07 Mar 2018 15:10:16

Calibration: Z:\Projects\PFAS.PRO\CurveDB\C18_VAL-PFAS_Q4_03-01-18-FULL.cdb 05 Mar 2018 09:17:35

Name: 180301M1_50, Date: 02-Mar-2018, Time: 10:02:24, ID: B8B0122-BLK1 Method Blank 0.125, Description: Method Blank

	# Name	Trace	Area	IS Area	Wt./Vol.	RRF	Pred.RT	RT	y Axis Resp.	Conc.	%Rec
1	3 PFBS	299.0 > 79.7		1.08e3	0.125		2.60				
2	5 PFHxA	313.2 > 268.9		2.31e3	0.125		3.19				
3	7 PFHpA	363.0 > 318.9		5.55e3	0.125		3.81				
4	8 L-PFHxS	398.9 > 79.6		8.94e2	0.125		4.17				
5	11 L-PFOA	413 > 368.7		8.83e3	0.125		4.40				
6	14 PFNA	463.0 > 418.8		6.83e3	0.125		4.76				
7	16 L-PFOS	499 > 79.9		2.27e3	0.125		4.90				
8	18 PFDA	513 > 468.8		6.46e3	0.125		5.14				
9	21 N-MeFOSAA	570.1 > 419		1.98e3	0.125		5.29				
10	22 N-EtFOSAA	584.2 > 419		2.45e3	0.125		5.45				
11	23 PFUdA	563.0 > 518.9		6.57e3	0.125		5.46				

Dataset: Z:\Projects\PFAS.PRO\Results\180301M1\180301M1-50.qld

Last Altered: Monday, March 12, 2018 09:26:29 Pacific Daylight Time

Printed: Monday, March 12, 2018 09:27:11 Pacific Daylight Time

Method: Z:\Projects\PFAS.PRO\MethDB\PFAS_FULL_80C_022718.mdb 07 Mar 2018 15:10:16

Calibration: Z:\Projects\PFAS.PRO\CurveDB\C18_VAL-PFAS_Q4_03-01-18-FULL.cdb 05 Mar 2018 09:17:35

Name: 180301M1_50, Date: 02-Mar-2018, Time: 10:02:24, ID: B8B0122-BLK1 Method Blank 0.125, Description: Method Blank

#	Name	Trace	Area	IS Area	Wt./Vol.	RRF	Pred.RT	RT	y Axis Resp.	Conc.	%Rec
1	25 PFDa	612.9 > 569.0		6.58e3	0.125		5.74				
2	27 PFTDA	662.9 > 618.9		6.58e3	0.125		5.98				
3	28 PFTeDA	712.9 > 668.8		3.35e3	0.125		6.20				
4	36 13C3-PFBS	302. > 98.8	1.08e3	8.85e3	0.125	0.125	2.69	2.67	1.53	97.9313	97.9
5	37 13C2-PFHxA	315 > 269.8	2.31e3	8.85e3	0.125	0.722	3.19	3.17	3.26	36.1088	90.3
6	38 13C4-PFHpA	367.2 > 321.8	5.55e3	8.85e3	0.125	0.687	3.81	3.78	7.83	91.2238	91.2
7	39 18O2-PFHxS	403.0 > 102.6	8.94e2	2.70e3	0.125	0.367	3.96	3.94	4.14	90.3045	90.3
8	40 13C2-PFOA	414.9 > 369.7	8.83e3	6.94e3	0.125	1.260	4.33	4.31	15.9	100.9831	101.0
9	41 13C5-PFNA	468.2 > 422.9	6.83e3	7.78e3	0.125	0.959	4.76	4.75	11.0	91.5875	91.6
10	42 13C8-PFOA	506.1 > 77.7	6.12e2	1.26e4	0.125	0.229	4.83	4.82	0.608	21.2358	21.2
11	43 13C8-PFOS	507.0 > 79.9	2.27e3	2.88e3	0.125	1.053	4.84	4.84	9.88	75.0348	75.0
12	44 13C2-PFDA	515.1 > 469.9	6.46e3	1.04e4	0.125	0.977	5.14	5.14	7.78	63.7148	63.7
13	45 d3-N-MeFOSAA	573.3 > 419	1.98e3	1.26e4	0.125	0.384	5.29	5.29	1.96	40.8404	40.8
14	46 d5-N-EtFOSAA	589.3 > 419	2.45e3	1.26e4	0.125	0.403	5.45	5.45	2.44	48.4452	48.4
15	47 13C2-PFUDa	565 > 519.8	6.57e3	1.26e4	0.125	1.019	5.46	5.47	6.53	51.2189	51.2
16	48 13C2-PFDa	615.0 > 569.7	6.58e3	1.26e4	0.125	0.908	5.74	5.76	6.54	57.6065	57.6
17	49 d3-N-MeFOSA	515.2 > 168.9		1.26e4	0.125	0.117	5.84				
18	50 13C2-PFTeDA	714.8 > 669.6	3.35e3	1.26e4	0.125	0.414	6.20	6.23	3.32	64.2215	64.2
19	51 d5-N-ETFOSA	531.1 > 168.9		1.26e4	0.125	0.181	6.22				
20	52 13C2-PFHxDA	815 > 769.7	3.06e3	1.26e4	0.125	0.782	6.51	6.57	3.03	31.0294	77.6
21	53 d7-N-MeFOSE	623.1 > 58.9		1.26e4	0.125	0.172	6.31				
22	54 d9-N-EtFOSE	639.2 > 58.8		1.26e4	0.125	0.146	6.45				
23	55 13C4-PFBA	217. > 171.8	7.09e3	7.09e3	0.125	1.000	1.46	1.41	12.5	100.0000	100.0
24	56 13C5-PFHxA	318 > 272.9	8.85e3	8.85e3	0.125	1.000	3.19	3.17	12.5	100.0000	100.0
25	57 13C3-PFHxS	401.9 > 79.9	2.70e3	2.70e3	0.125	1.000	3.96	3.93	12.5	100.0000	100.0
26	58 13C8-PFOA	421.3 > 376	6.94e3	6.94e3	0.125	1.000	4.33	4.31	12.5	100.0000	100.0
27	59 13C9-PFNA	472.2 > 426.9	7.78e3	7.78e3	0.125	1.000	4.70	4.76	12.5	100.0000	100.0
28	60 13C4-PFOS	503 > 79.9	2.88e3	2.88e3	0.125	1.000	4.84	4.84	12.5	100.0000	100.0
29	61 13C6-PFDA	519.1 > 473.7	1.04e4	1.04e4	0.125	1.000	5.14	5.14	12.5	100.0000	100.0
30	62 13C7-PFUDa	570.1 > 524.8	1.26e4	1.26e4	0.125	1.000	5.46	5.47	12.5	100.0000	100.0
31	63 Total PFHxS	398.9 > 79.6	0.00e0	8.94e2	0.125		3.85		0.000		
32	64 Total PFOA	413 > 368.7	0.00e0	8.83e3	0.125		4.21		0.000		

GM 3/12/2018

Dataset: Z:\Projects\PFAS.PRO\Results\180301M1\180301M1-50.qld

Last Altered: Monday, March 12, 2018 09:26:29 Pacific Daylight Time

Printed: Monday, March 12, 2018 09:27:11 Pacific Daylight Time

Name: 180301M1_50, Date: 02-Mar-2018, Time: 10:02:24, ID: B8B0122-BLK1 Method Blank 0.125, Description: Method Blank

	# Name	Trace	Area	IS Area	Wt./Vol.	RRF	Pred.RT	RT	y Axis Resp.	Conc.	%Rec
33	65 Total PFOS	499 > 79.9	0.00e0	2.27e3	0.125		4.73		0.000		
34	66 Total N-MeFOSAA	570.1 > 419	0.00e0	1.98e3	0.125		5.29		0.000		
35	67 Total N-EtFOSAA	584.2 > 419	0.00e0	2.45e3	0.125		5.45		0.000		

Dataset: Z:\Projects\PFAS.PRO\Results\180301M1\180301M1-50.qld

Last Altered: Monday, March 12, 2018 09:26:29 Pacific Daylight Time

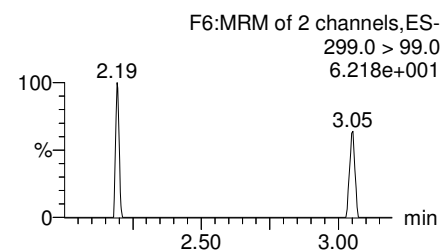
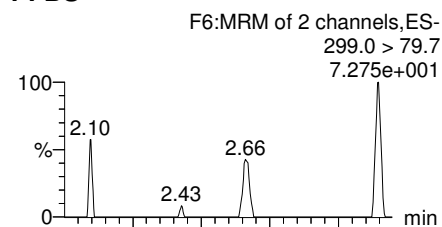
Printed: Monday, March 12, 2018 09:27:11 Pacific Daylight Time

Method: Z:\Projects\PFAS.PRO\MethDB\PFAS_FULL_80C_022718.mdb 07 Mar 2018 15:10:16

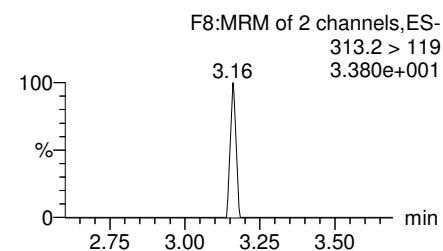
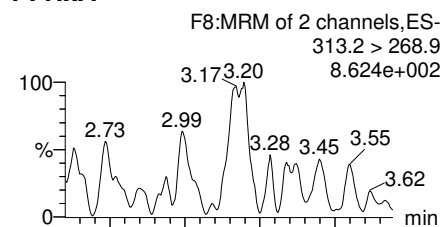
Calibration: Z:\Projects\PFAS.PRO\CurveDB\C18_VAL-PFAS_Q4_03-01-18-FULL.cdb 05 Mar 2018 09:17:35

Name: 180301M1_50, Date: 02-Mar-2018, Time: 10:02:24, ID: B8B0122-BLK1 Method Blank 0.125, Description: Method Blank

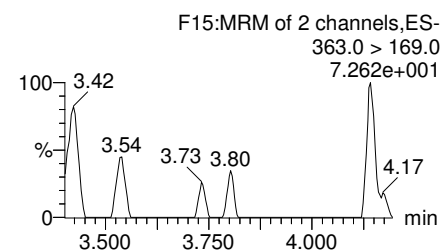
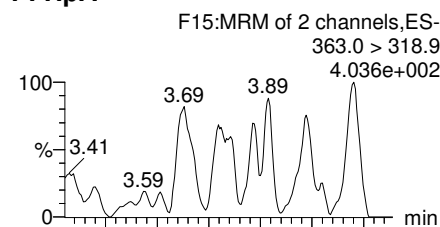
PFBS



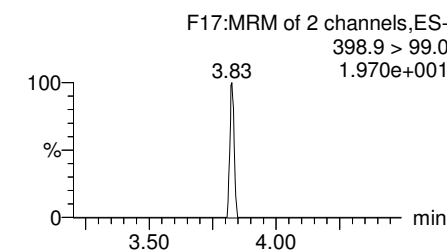
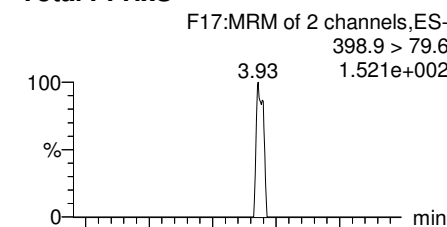
PFHxA



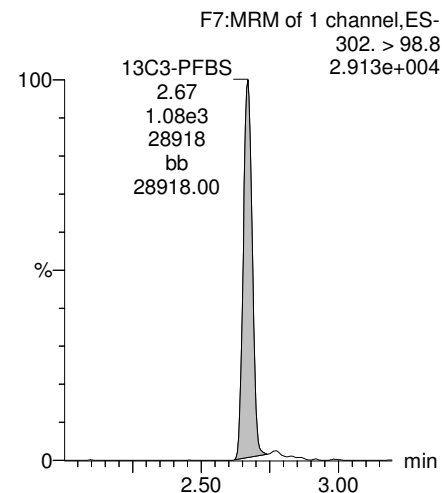
PFHpA



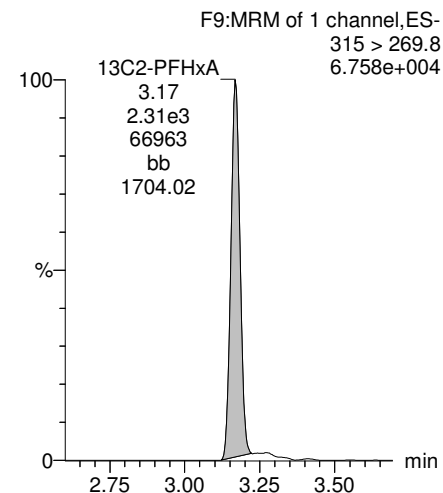
Total PFHxS



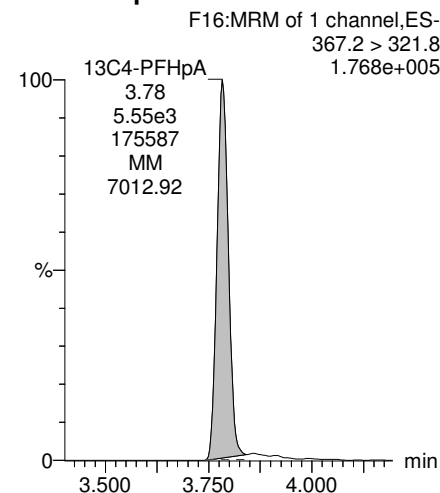
13C3-PFBS



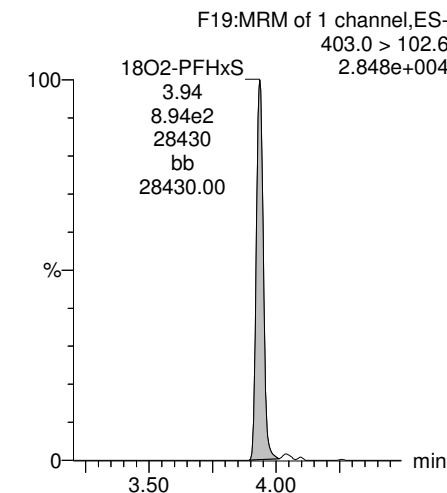
13C2-PFHxA



13C4-PFHpA



18O2-PFHxS



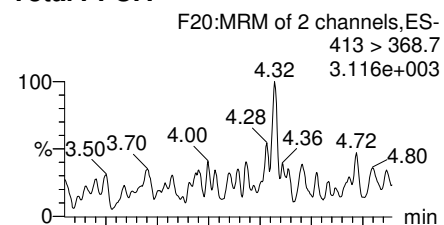
Dataset: Z:\Projects\PFAS.PRO\Results\180301M1\180301M1-50.qld

Last Altered: Monday, March 12, 2018 09:26:29 Pacific Daylight Time

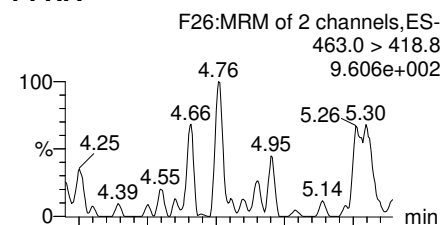
Printed: Monday, March 12, 2018 09:27:11 Pacific Daylight Time

Name: 180301M1_50, Date: 02-Mar-2018, Time: 10:02:24, ID: B8B0122-BLK1 Method Blank 0.125, Description: Method Blank

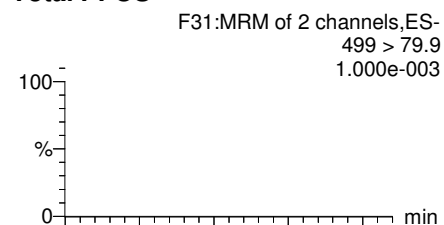
Total PFOA



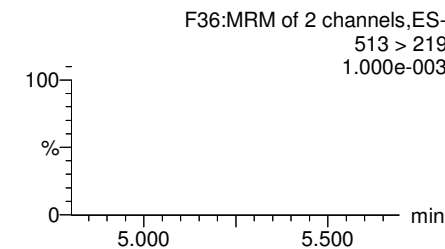
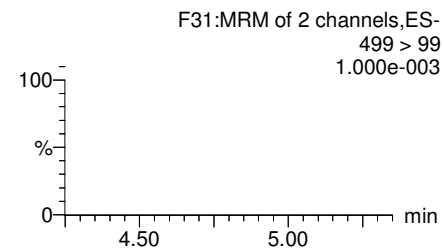
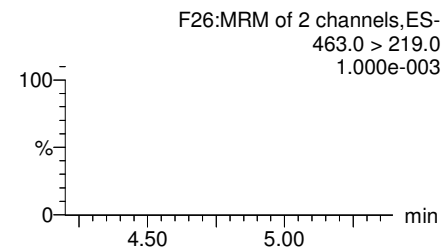
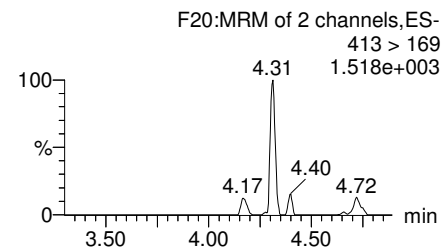
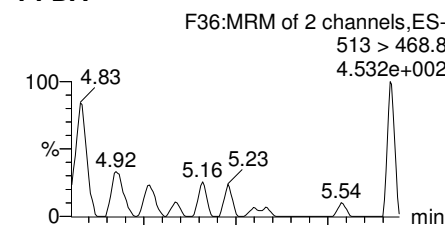
PFNA



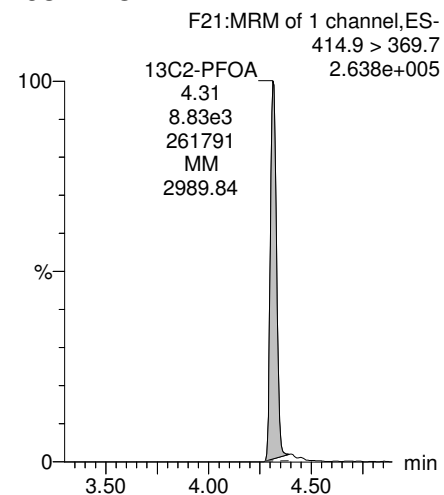
Total PFOS



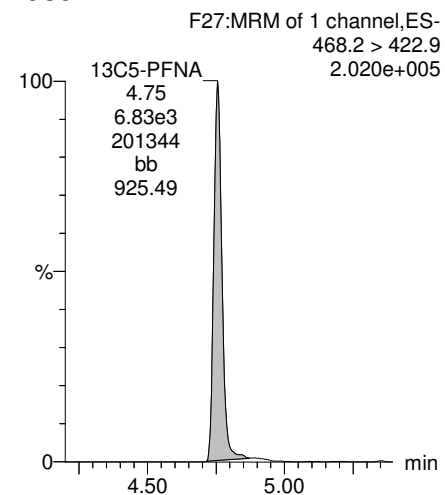
PFDA



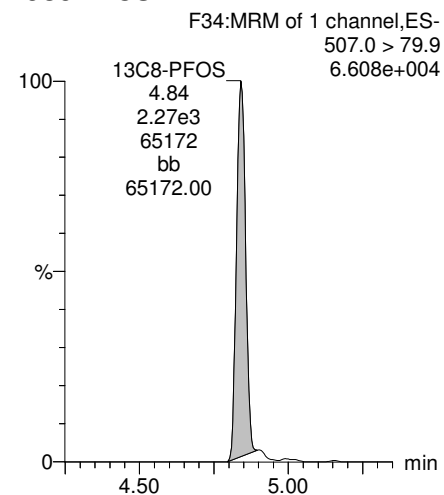
13C2-PFOA



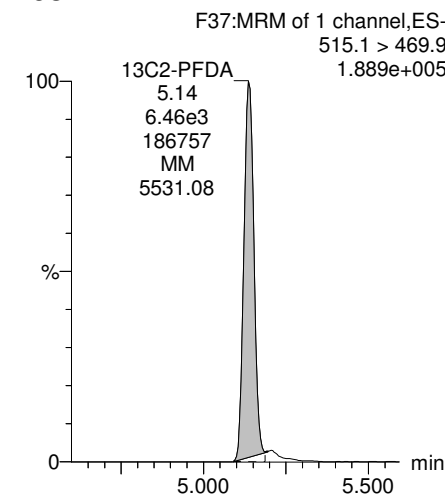
13C5-PFNA



13C8-PFOS



13C2-PFDA

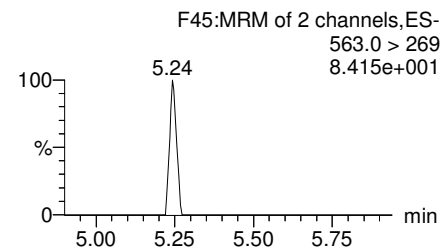
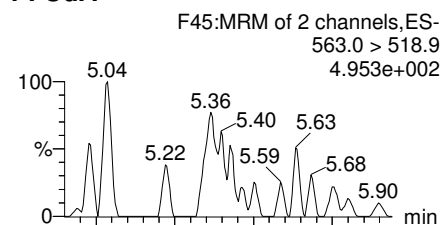


Dataset: Z:\Projects\PFAS.PRO\Results\180301M1\180301M1-50.qld

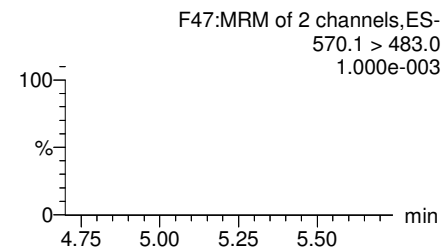
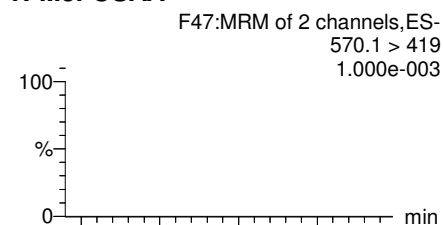
Last Altered: Monday, March 12, 2018 09:26:29 Pacific Daylight Time
Printed: Monday, March 12, 2018 09:27:11 Pacific Daylight Time

Name: 180301M1_50, Date: 02-Mar-2018, Time: 10:02:24, ID: B8B0122-BLK1 Method Blank 0.125, Description: Method Blank

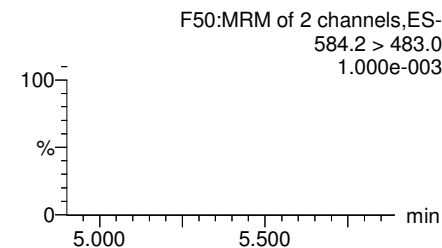
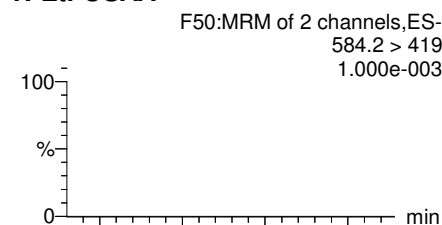
PFUdA



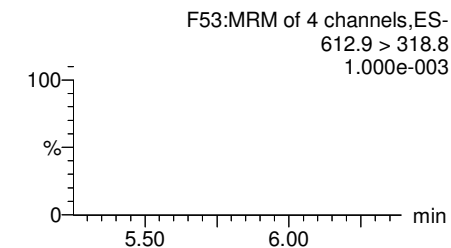
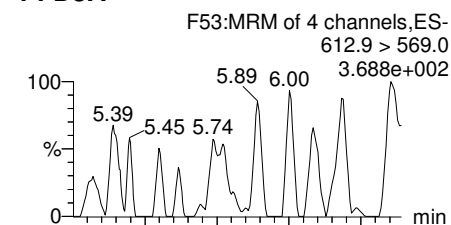
N-MeFOSAA



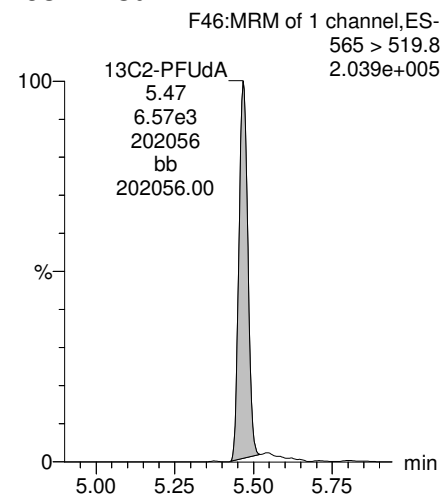
N-EtFOSAA



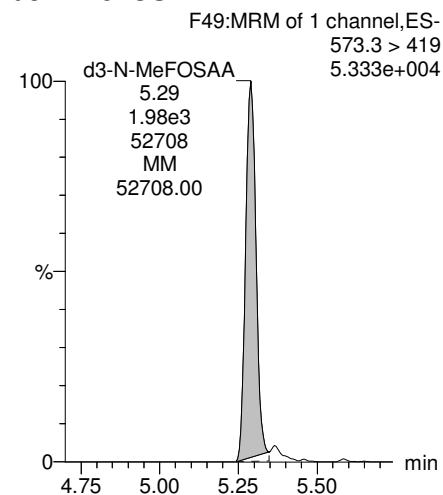
PFDoA



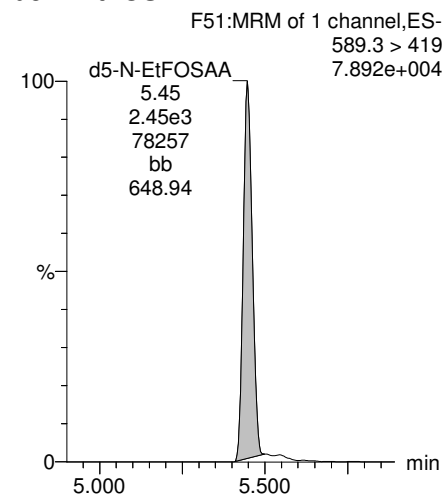
13C2-PFUdA



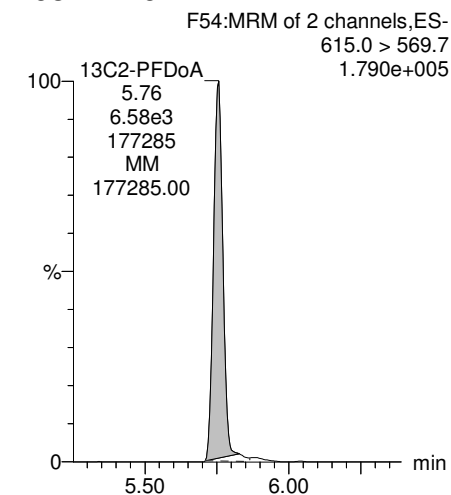
d3-N-MeFOSAA



d5-N-EtFOSAA



13C2-PFDoA

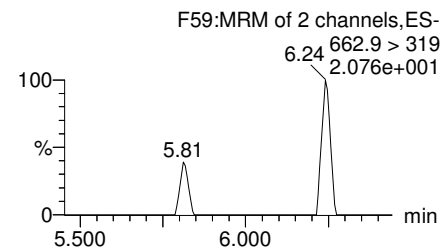
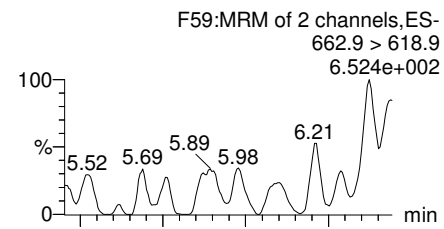


Dataset: Z:\Projects\PFAS.PRO\Results\180301M1\180301M1-50.qld

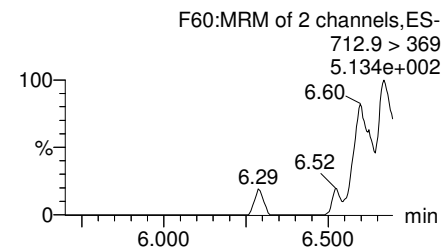
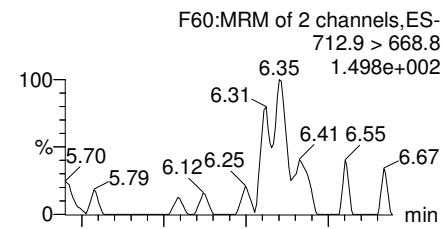
Last Altered: Monday, March 12, 2018 09:26:29 Pacific Daylight Time
Printed: Monday, March 12, 2018 09:27:11 Pacific Daylight Time

Name: 180301M1_50, Date: 02-Mar-2018, Time: 10:02:24, ID: B8B0122-BLK1 Method Blank 0.125, Description: Method Blank

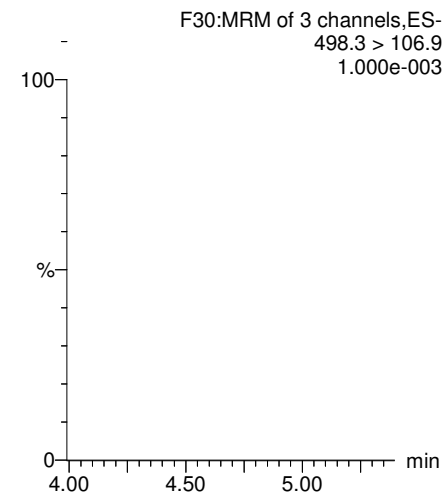
PFTrDA



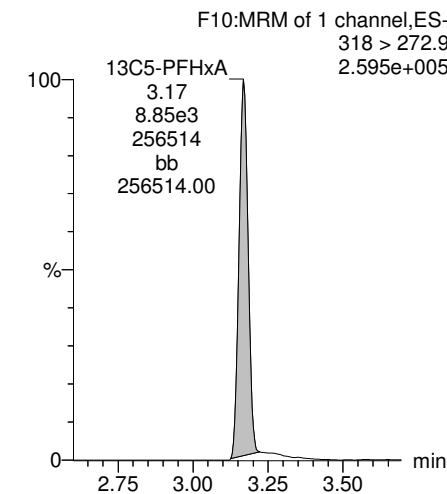
PFTeDA



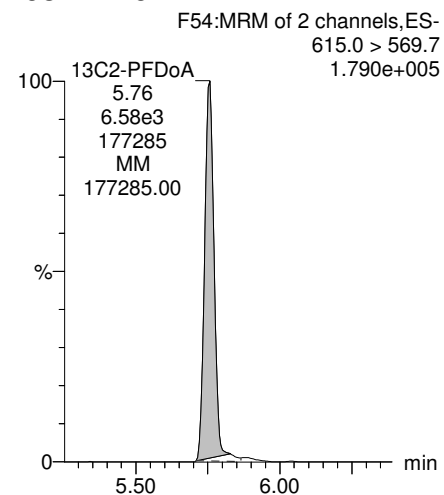
TCDA



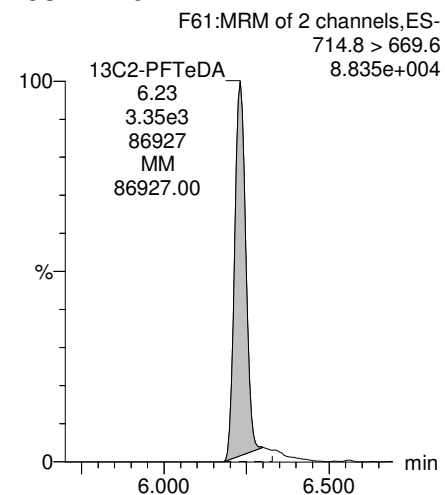
13C5-PFHxA



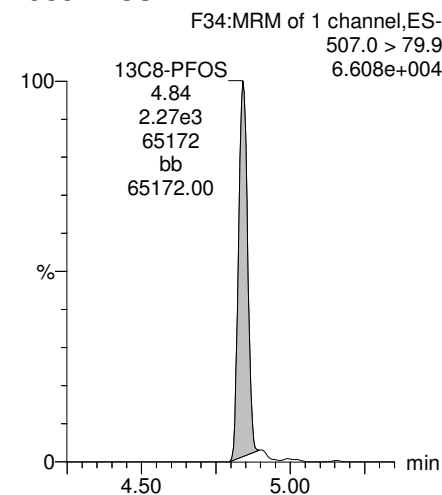
13C2-PFDoA



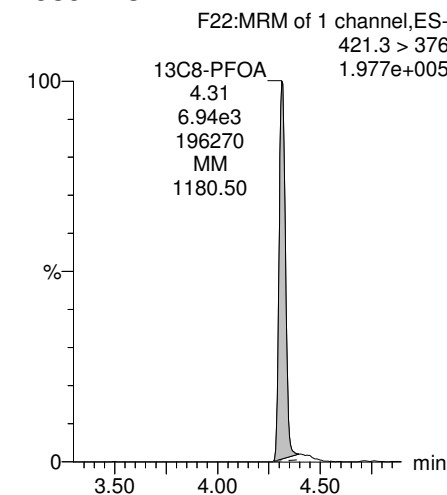
13C2-PFTeDA



13C8-PFOS



13C8-PFOA



Dataset: Z:\Projects\PFAS.PRO\Results\180301M1\180301M1-50.qld

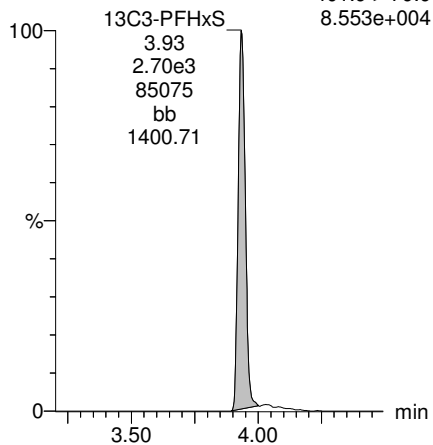
Last Altered: Monday, March 12, 2018 09:26:29 Pacific Daylight Time

Printed: Monday, March 12, 2018 09:27:11 Pacific Daylight Time

Name: 180301M1_50, Date: 02-Mar-2018, Time: 10:02:24, ID: B8B0122-BLK1 Method Blank 0.125, Description: Method Blank

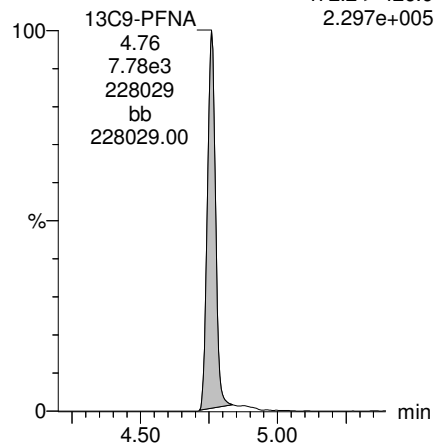
13C3-PFHxS

F18:MRM of 1 channel,ES-
401.9 > 79.9
8.553e+004



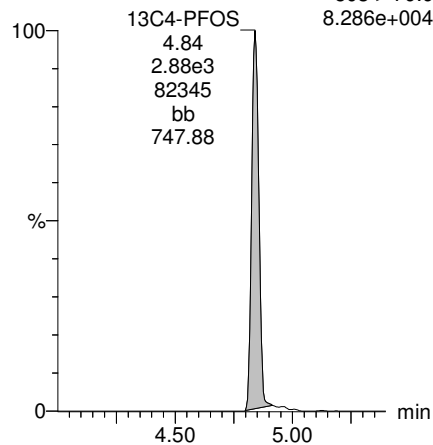
13C9-PFNA

F28:MRM of 1 channel,ES-
472.2 > 426.9
2.297e+005



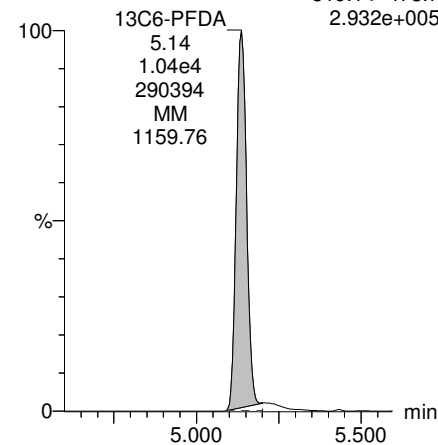
13C4-PFOS

F32:MRM of 1 channel,ES-
503 > 79.9
8.286e+004



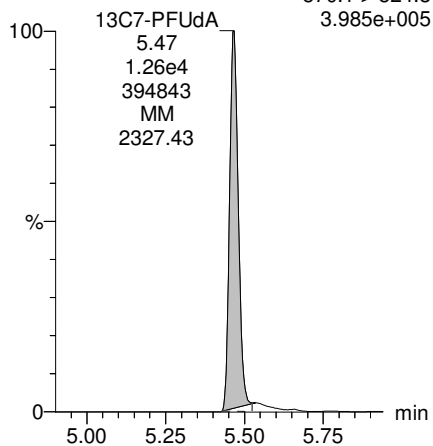
13C6-PFDA

F39:MRM of 1 channel,ES-
519.1 > 473.7
2.932e+005



13C7-PFudA

F48:MRM of 1 channel,ES-
570.1 > 524.8
3.985e+005



Dataset: Z:\Projects\PFAS.PRO\Results\180301M1\180301M1-48.qld

Last Altered: Monday, March 12, 2018 09:17:23 Pacific Daylight Time

Printed: Monday, March 12, 2018 09:17:53 Pacific Daylight Time

Method: Z:\Projects\PFAS.PRO\MethDB\PFAS_FULL_80C_022718.mdb 07 Mar 2018 15:10:16

Calibration: Z:\Projects\PFAS.PRO\CurveDB\C18_VAL-PFAS_Q4_03-01-18-FULL.cdb 05 Mar 2018 09:17:35

Name: 180301M1_48, Date: 02-Mar-2018, Time: 09:39:25, ID: B8B0122-BS1 OPR 0.125, Description: OPR

	# Name	Trace	Area	IS Area	Wt./Vol.	RRF	Pred.RT	RT	y Axis Resp.	Conc.	%Rec
1	3 PFBS	299.0 > 79.7	1.64e3	1.12e3	0.125		2.60	2.66	18.4	81.9911	102.5
2	5 PFHxA	313.2 > 268.9	6.81e3	2.31e3	0.125		3.19	3.16	14.8	76.5970	95.7
3	7 PFHpA	363.0 > 318.9	5.23e3	5.43e3	0.125		3.81	3.78	12.0	70.4820	88.1
4	8 L-PFHxS	398.9 > 79.6	1.21e3	9.05e2	0.125		4.17	3.93	16.7	79.2542	99.1
5	11 L-PFOA	413 > 368.7	6.51e3	8.36e3	0.125		4.40	4.31	9.73	79.7563	99.7
6	14 PFNA	463.0 > 418.8	7.52e3	7.49e3	0.125		4.76	4.75	12.6	70.3065	87.9
7	16 L-PFOS	499 > 79.9	2.04e3	2.57e3	0.125		4.90	4.84	9.89	71.4724	89.3
8	18 PFDA	513 > 468.8	7.52e3	7.93e3	0.125		5.14	5.13	11.9	64.0043	80.0
9	21 N-MeFOSAA	570.1 > 419	2.88e3	2.17e3	0.125		5.29	5.29	16.6	89.8438	112.3
10	22 N-EtFOSAA	584.2 > 419	2.27e3	2.92e3	0.125		5.45	5.45	9.71	80.2749	100.3
11	23 PFUdA	563.0 > 518.9	6.25e3	8.26e3	0.125		5.46	5.46	9.46	71.8227	89.8

Dataset: Z:\Projects\PFAS.PRO\Results\180301M1\180301M1-48.qld

Last Altered: Monday, March 12, 2018 09:17:23 Pacific Daylight Time

Printed: Monday, March 12, 2018 09:18:02 Pacific Daylight Time

Method: Z:\Projects\PFAS.PRO\MethDB\PFAS_FULL_80C_022718.mdb 07 Mar 2018 15:10:16

Calibration: Z:\Projects\PFAS.PRO\CurveDB\C18_VAL-PFAS_Q4_03-01-18-FULL.cdb 05 Mar 2018 09:17:35

Name: 180301M1_48, Date: 02-Mar-2018, Time: 09:39:25, ID: B8B0122-BS1 OPR 0.125, Description: OPR

#	Name	Trace	Area	IS Area	Wt./Vol.	RRF	Pred.RT	RT	y Axis Resp.	Conc.	%Rec
1	25 PFDaA	612.9 > 569.0	7.06e3	6.54e3	0.125		5.74	5.75	13.5	80.8768	101.1
2	27 PFTrDA	662.9 > 618.9	8.47e3	6.54e3	0.125		5.98	6.00	16.2	85.4688	106.8
3	28 PFTeDA	712.9 > 668.8	5.65e3	3.71e3	0.125		6.20	6.22	19.0	56.1013	70.1
4	36 13C3-PFBS	302. > 98.8	1.12e3	8.54e3	0.125	0.125	2.69	2.66	1.63	104.7330	104.7
5	37 13C2-PFHxA	315 > 269.8	2.31e3	8.54e3	0.125	0.722	3.19	3.16	3.38	37.4323	93.6
6	38 13C4-PFHpA	367.2 > 321.8	5.43e3	8.54e3	0.125	0.687	3.81	3.78	7.95	92.5659	92.6
7	39 18O2-PFHxS	403.0 > 102.6	9.05e2	2.42e3	0.125	0.367	3.96	3.93	4.67	101.8329	101.8
8	40 13C2-PFOA	414.9 > 369.7	8.36e3	7.79e3	0.125	1.260	4.33	4.31	13.4	85.2296	85.2
9	41 13C5-PFNA	468.2 > 422.9	7.49e3	9.03e3	0.125	0.959	4.76	4.75	10.4	86.4548	86.5
10	42 13C8-PFOA	506.1 > 77.7	7.30e2	1.16e4	0.125	0.229	4.83	4.82	0.787	27.5086	27.5
11	43 13C8-PFOS	507.0 > 79.9	2.57e3	2.70e3	0.125	1.053	4.84	4.84	11.9	90.3261	90.3
12	44 13C2-PFDA	515.1 > 469.9	7.93e3	1.07e4	0.125	0.977	5.14	5.13	9.29	76.0434	76.0
13	45 d3-N-MeFOSAA	573.3 > 419	2.17e3	1.16e4	0.125	0.384	5.29	5.28	2.34	48.5966	48.6
14	46 d5-N-EtFOSAA	589.3 > 419	2.92e3	1.16e4	0.125	0.403	5.45	5.45	3.15	62.5998	62.6
15	47 13C2-PFUdA	565 > 519.8	8.26e3	1.16e4	0.125	1.019	5.46	5.46	8.91	69.9061	69.9
16	48 13C2-PFDoA	615.0 > 569.7	6.54e3	1.16e4	0.125	0.908	5.74	5.75	7.05	62.1274	62.1
17	49 d3-N-MeFOSA	515.2 > 168.9		1.16e4	0.125	0.117	5.84				
18	50 13C2-PFTeDA	714.8 > 669.6	3.71e3	1.16e4	0.125	0.414	6.20	6.23	4.00	77.4104	77.4
19	51 d5-N-ETFOSA	531.1 > 168.9		1.16e4	0.125	0.181	6.22				
20	52 13C2-PFHxDA	815 > 769.7	2.74e3	1.16e4	0.125	0.782	6.51	6.56	2.96	30.2338	75.6
21	53 d7-N-MeFOSE	623.1 > 58.9		1.16e4	0.125	0.172	6.31				
22	54 d9-N-EtFOSE	639.2 > 58.8		1.16e4	0.125	0.146	6.45				
23	55 13C4-PFBA	217. > 171.8	6.15e3	6.15e3	0.125	1.000	1.46	1.40	12.5	100.0000	100.0
24	56 13C5-PFHxA	318 > 272.9	8.54e3	8.54e3	0.125	1.000	3.19	3.16	12.5	100.0000	100.0
25	57 13C3-PFHxS	401.9 > 79.9	2.42e3	2.42e3	0.125	1.000	3.96	3.93	12.5	100.0000	100.0
26	58 13C8-PFOA	421.3 > 376	7.79e3	7.79e3	0.125	1.000	4.33	4.31	12.5	100.0000	100.0
27	59 13C9-PFNA	472.2 > 426.9	9.03e3	9.03e3	0.125	1.000	4.70	4.75	12.5	100.0000	100.0
28	60 13C4-PFOS	503 > 79.9	2.70e3	2.70e3	0.125	1.000	4.84	4.84	12.5	100.0000	100.0
29	61 13C6-PFDA	519.1 > 473.7	1.07e4	1.07e4	0.125	1.000	5.14	5.13	12.5	100.0000	100.0
30	62 13C7-PFUdA	570.1 > 524.8	1.16e4	1.16e4	0.125	1.000	5.46	5.46	12.5	100.0000	100.0
31	63 Total PFHxS	398.9 > 79.6	1.21e3	9.05e2	0.125		3.85		16.7	79.2542	
32	64 Total PFOA	413 > 368.7	6.51e3	8.36e3	0.125		4.21		9.73	79.7563	

GM 3/12/2018

Dataset: Z:\Projects\PFAS.PRO\Results\180301M1\180301M1-48.qld

Last Altered: Monday, March 12, 2018 09:17:23 Pacific Daylight Time

Printed: Monday, March 12, 2018 09:18:02 Pacific Daylight Time

Name: 180301M1_48, Date: 02-Mar-2018, Time: 09:39:25, ID: B8B0122-BS1 OPR 0.125, Description: OPR

	# Name	Trace	Area	IS Area	Wt./Vol.	RRF	Pred.RT	RT	y Axis Resp.	Conc.	%Rec
33	65 Total PFOS	499 > 79.9	2.04e3	2.57e3	0.125		4.73		9.89	71.4724	
34	66 Total N-MeFOSAA	570.1 > 419	2.88e3	2.17e3	0.125		5.29		16.6	89.8438	
35	67 Total N-EtFOSAA	584.2 > 419	2.27e3	2.92e3	0.125		5.45		9.71	80.2749	

Dataset: Z:\Projects\PFAS.PRO\Results\180301M1\180301M1-48.qld

Last Altered: Monday, March 12, 2018 09:17:23 Pacific Daylight Time

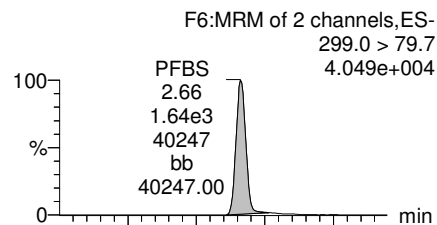
Printed: Monday, March 12, 2018 09:18:02 Pacific Daylight Time

Method: Z:\Projects\PFAS.PRO\MethDB\PFAS_FULL_80C_022718.mdb 07 Mar 2018 15:10:16

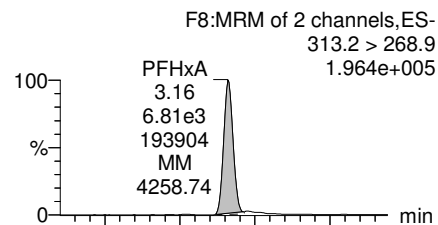
Calibration: Z:\Projects\PFAS.PRO\CurveDB\C18_VAL-PFAS_Q4_03-01-18-FULL.cdb 05 Mar 2018 09:17:35

Name: 180301M1_48, Date: 02-Mar-2018, Time: 09:39:25, ID: B8B0122-BS1 OPR 0.125, Description: OPR

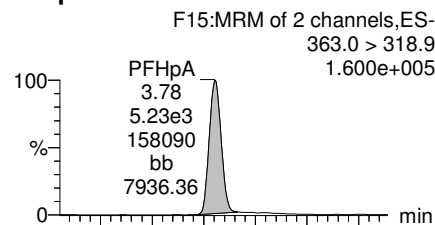
PFBS



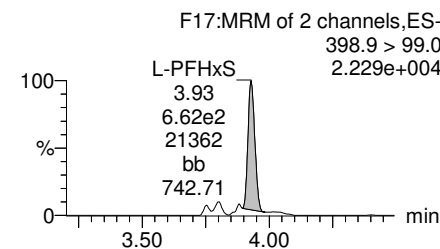
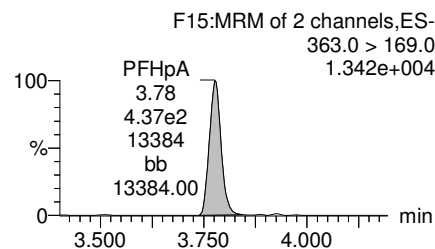
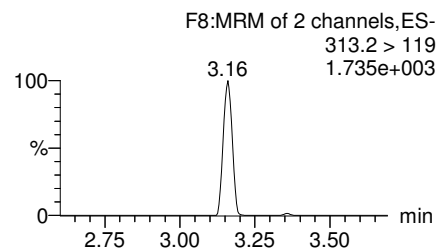
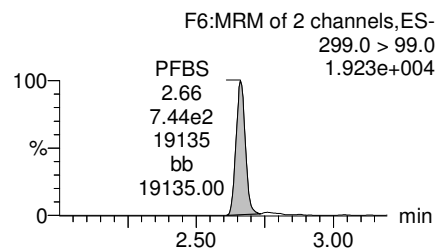
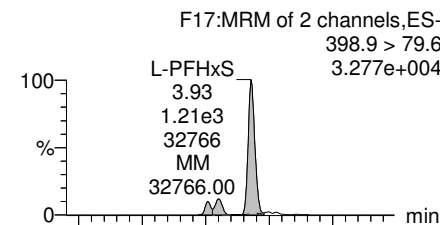
PFHxA



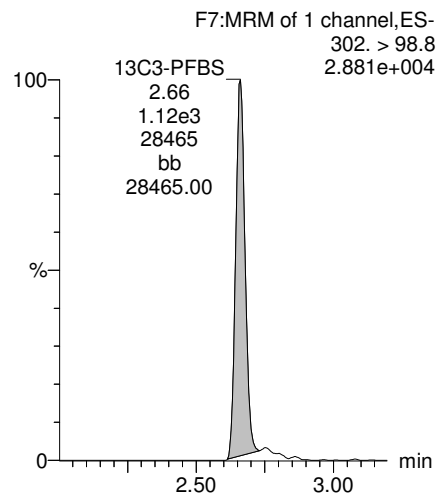
PFHpA



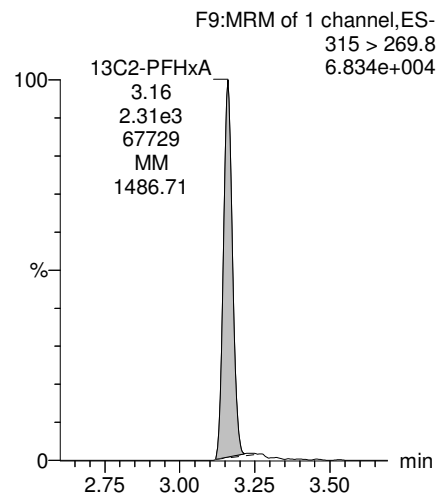
Total PFHxS



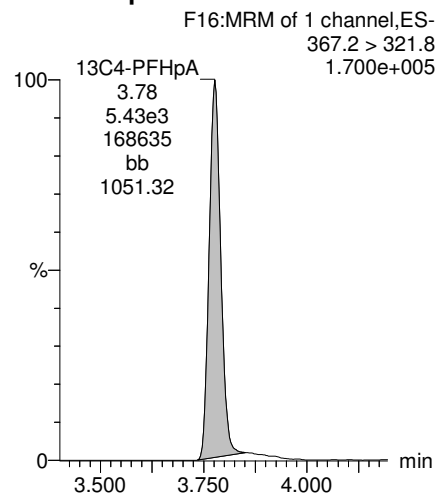
13C3-PFBS



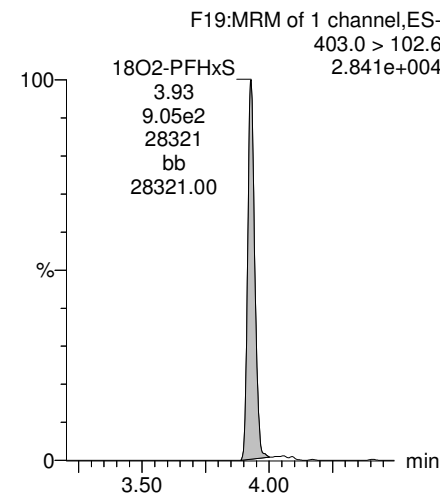
13C2-PFHxA



13C4-PFHpA



18O2-PFHxS

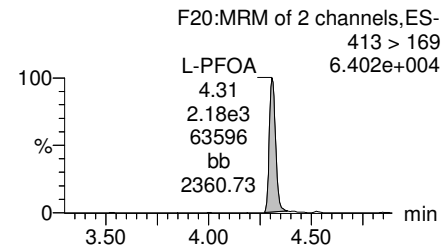
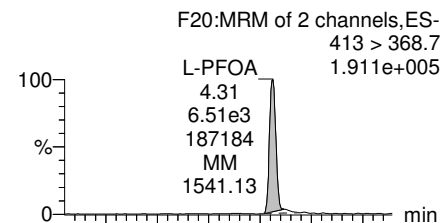


Dataset: Z:\Projects\PFAS.PRO\Results\180301M1\180301M1-48.qld

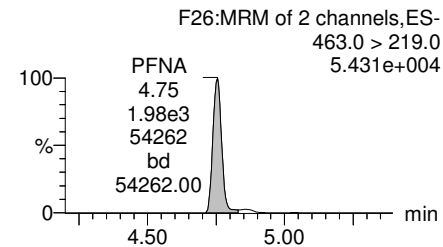
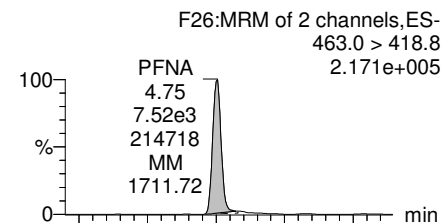
Last Altered: Monday, March 12, 2018 09:17:23 Pacific Daylight Time
Printed: Monday, March 12, 2018 09:18:02 Pacific Daylight Time

Name: 180301M1_48, Date: 02-Mar-2018, Time: 09:39:25, ID: B8B0122-BS1 OPR 0.125, Description: OPR

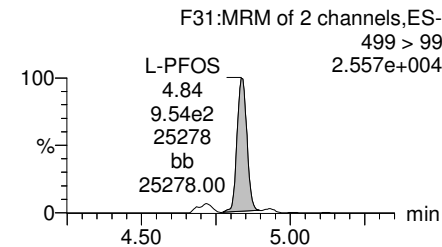
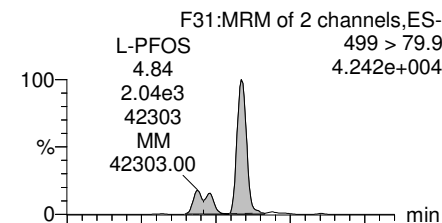
Total PFOA



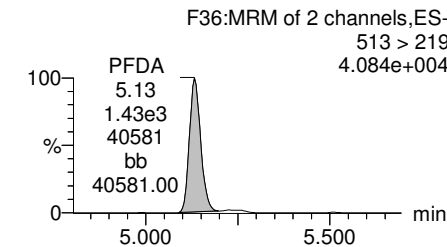
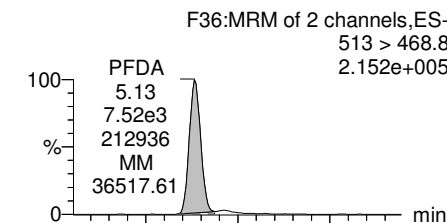
PFNA



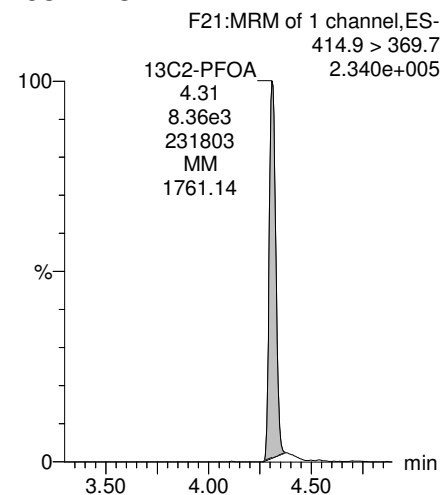
Total PFOS



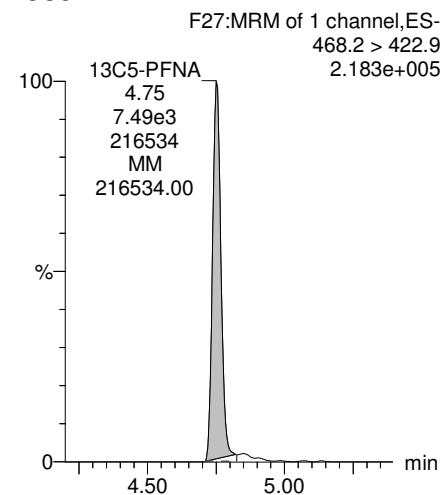
PFDA



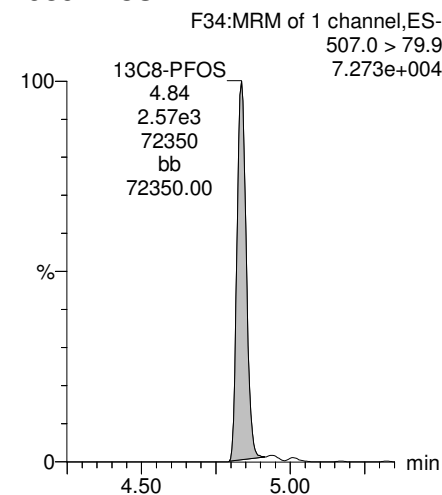
13C2-PFOA



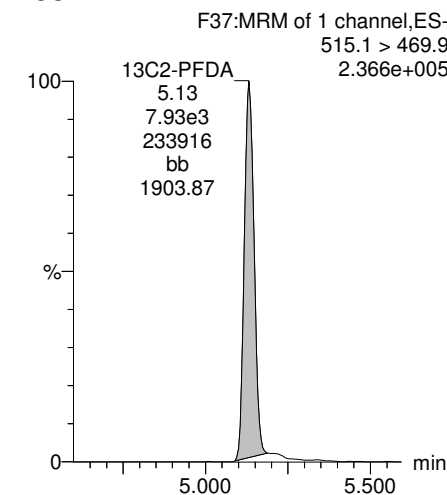
13C5-PFNA



13C8-PFOS



13C2-PFDA

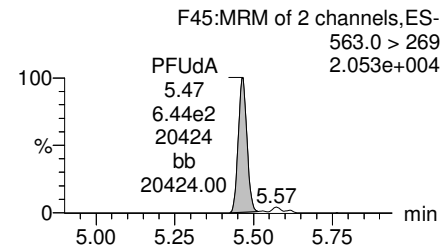
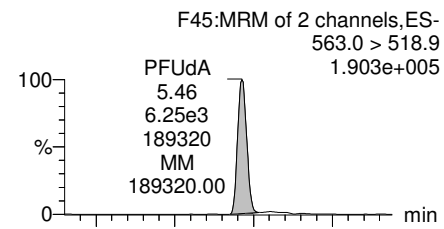


Dataset: Z:\Projects\PFAS.PRO\Results\180301M1\180301M1-48.qld

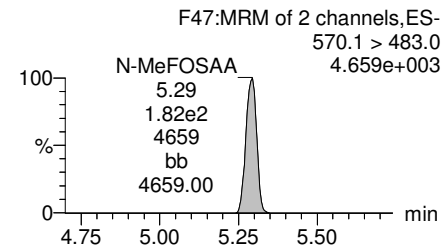
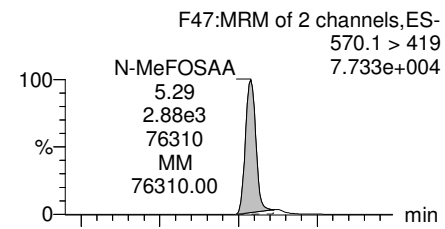
Last Altered: Monday, March 12, 2018 09:17:23 Pacific Daylight Time
Printed: Monday, March 12, 2018 09:18:02 Pacific Daylight Time

Name: 180301M1_48, Date: 02-Mar-2018, Time: 09:39:25, ID: B8B0122-BS1 OPR 0.125, Description: OPR

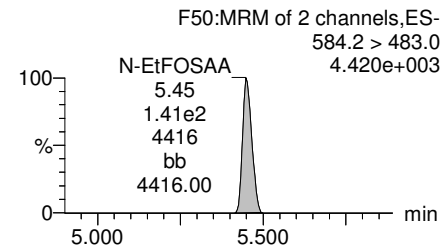
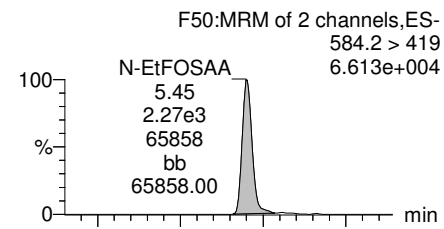
PFUdA



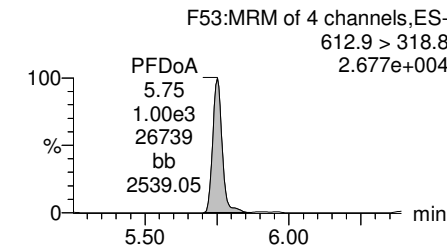
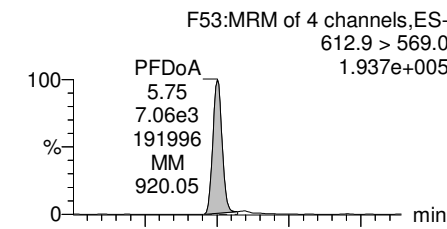
N-MeFOSAA



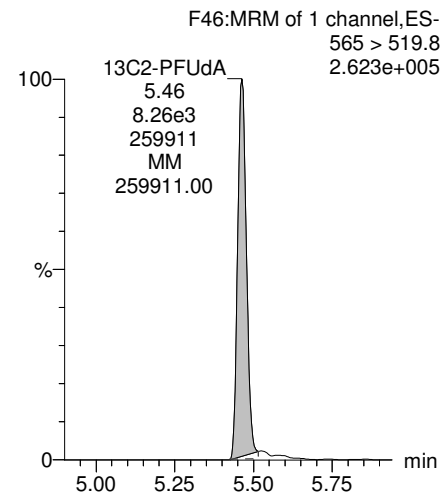
N-EtFOSAA



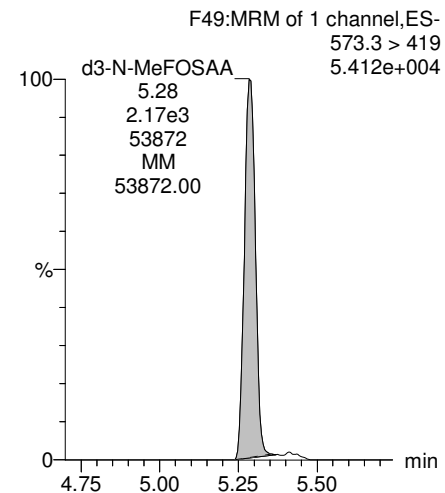
PFDoA



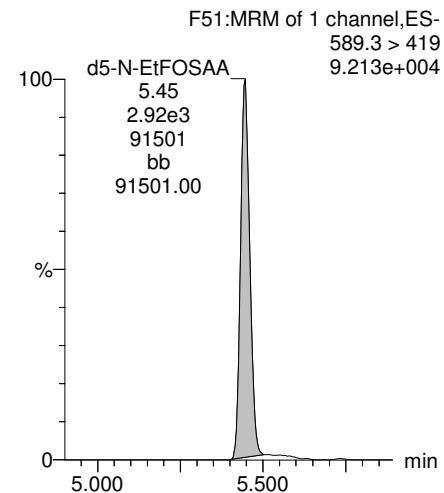
13C2-PFUdA



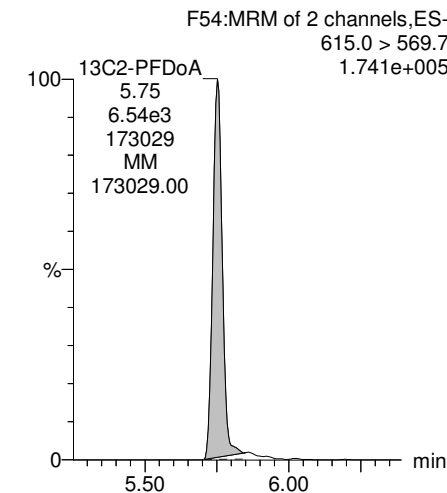
d3-N-MeFOSAA



d5-N-EtFOSAA



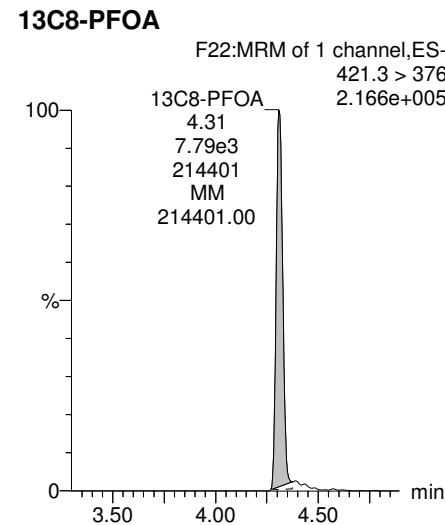
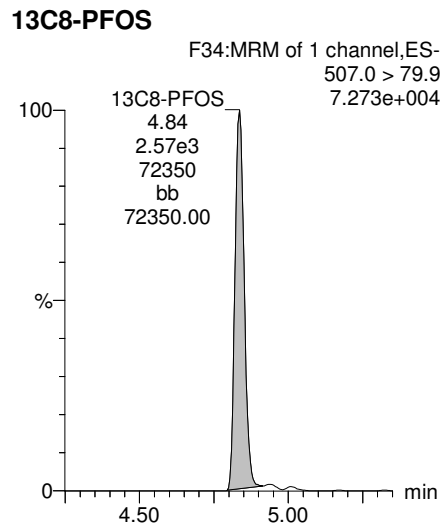
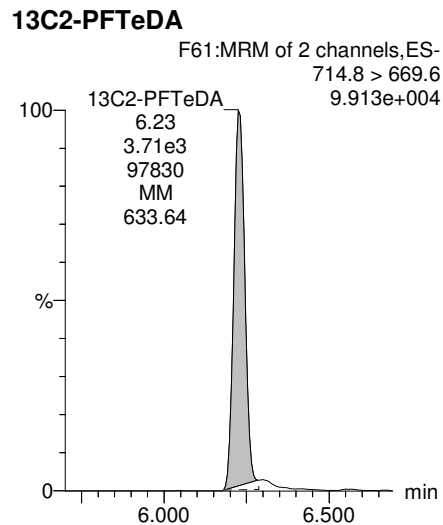
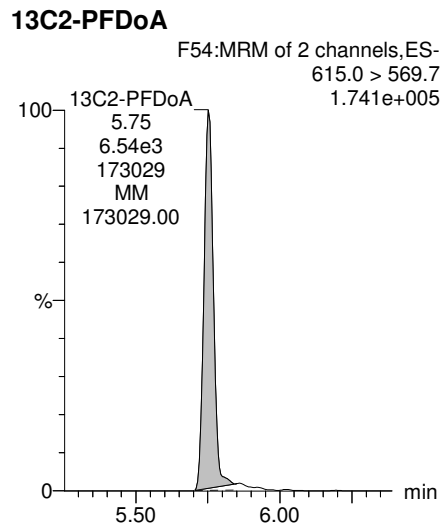
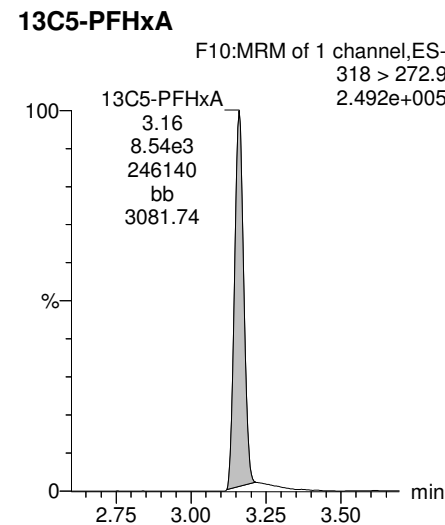
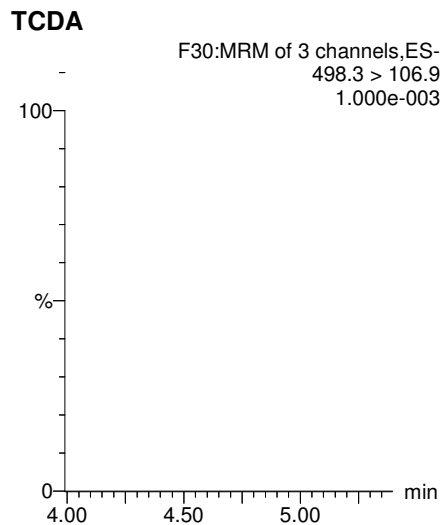
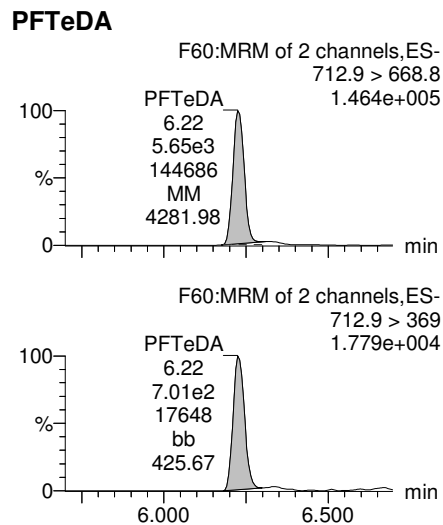
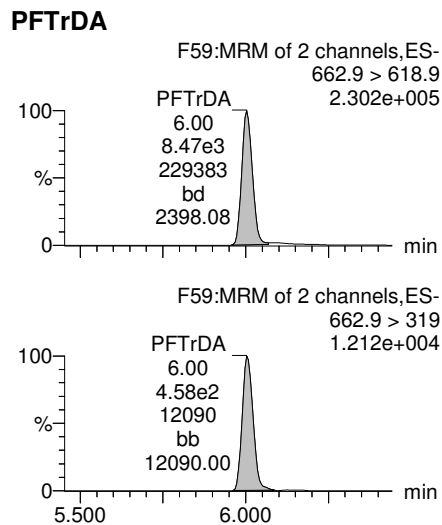
13C2-PFDoA



Dataset: Z:\Projects\PFAS.PRO\Results\180301M1\180301M1-48.qld

Last Altered: Monday, March 12, 2018 09:17:23 Pacific Daylight Time
Printed: Monday, March 12, 2018 09:18:02 Pacific Daylight Time

Name: 180301M1_48, Date: 02-Mar-2018, Time: 09:39:25, ID: B8B0122-BS1 OPR 0.125, Description: OPR



Dataset: Z:\Projects\PFAS.PRO\Results\180301M1\180301M1-48.qld

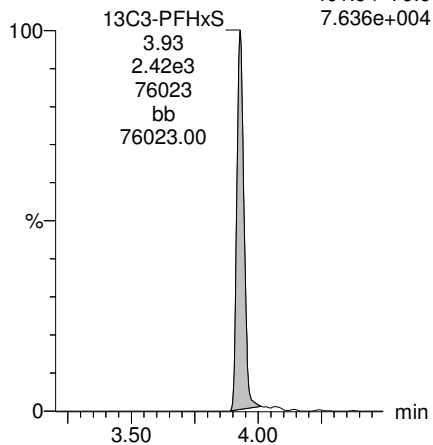
Last Altered: Monday, March 12, 2018 09:17:23 Pacific Daylight Time

Printed: Monday, March 12, 2018 09:18:02 Pacific Daylight Time

Name: 180301M1_48, Date: 02-Mar-2018, Time: 09:39:25, ID: B8B0122-BS1 OPR 0.125, Description: OPR

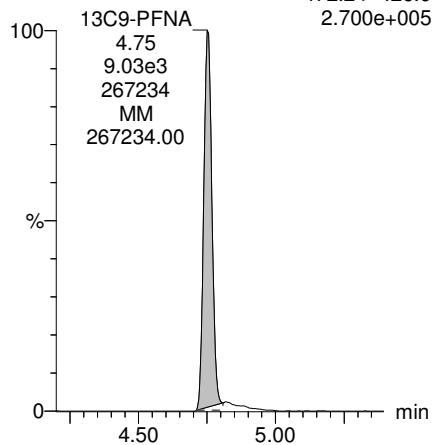
13C3-PFHxS

F18:MRM of 1 channel,ES-
401.9 > 79.9
7.636e+004



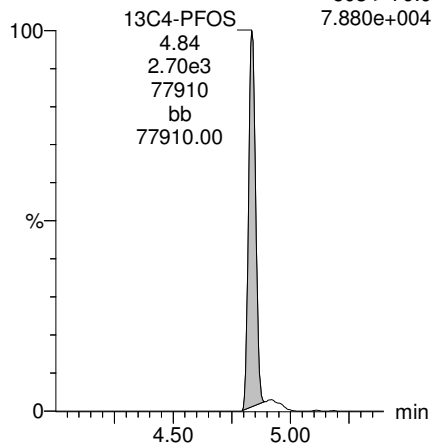
13C9-PFNA

F28:MRM of 1 channel,ES-
472.2 > 426.9
2.700e+005



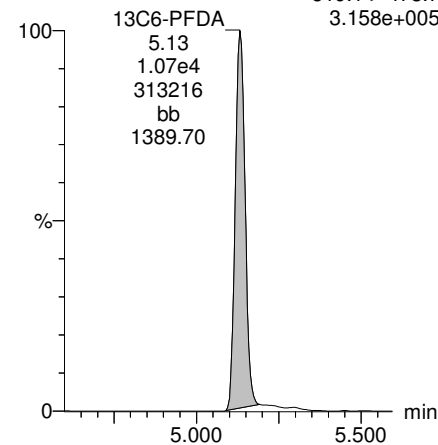
13C4-PFOS

F32:MRM of 1 channel,ES-
503 > 79.9
7.880e+004



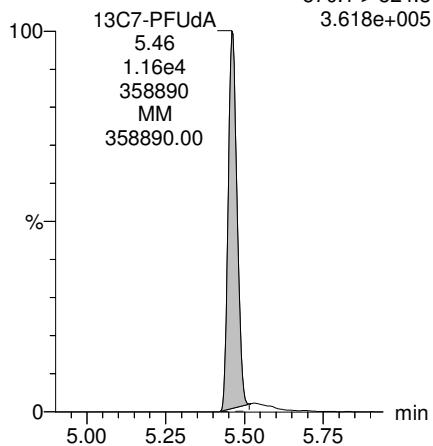
13C6-PFDA

F39:MRM of 1 channel,ES-
519.1 > 473.7
3.158e+005



13C7-PFUDa

F48:MRM of 1 channel,ES-
570.1 > 524.8
3.618e+005



Dataset: Z:\Projects\PFAS.PRO\Results\180301M1\180301M1-49.qld

Last Altered: Monday, March 12, 2018 09:23:32 Pacific Daylight Time

Printed: Monday, March 12, 2018 09:23:59 Pacific Daylight Time

Method: Z:\Projects\PFAS.PRO\MethDB\PFAS_FULL_80C_022718.mdb 07 Mar 2018 15:10:16

Calibration: Z:\Projects\PFAS.PRO\CurveDB\C18_VAL-PFAS_Q4_03-01-18-FULL.cdb 05 Mar 2018 09:17:35

Name: 180301M1_49, Date: 02-Mar-2018, Time: 09:50:55, ID: B8B0122-BSD1 LCSD 0.125, Description: LCSD

	# Name	Trace	Area	IS Area	Wt./Vol.	RRF	Pred.RT	RT	y Axis Resp.	Conc.	%Rec
1	3 PFBS	299.0 > 79.7	1.75e3	1.22e3	0.125		2.60	2.66	17.9	79.6741	99.6
2	5 PFHxA	313.2 > 268.9	5.79e3	2.02e3	0.125		3.19	3.16	14.3	74.4201	93.0
3	7 PFHpA	363.0 > 318.9	5.18e3	4.86e3	0.125		3.81	3.78	13.3	78.0163	97.5
4	8 L-PFHxS	398.9 > 79.6	1.18e3	8.76e2	0.125		4.17	3.93	16.8	79.7294	99.7
5	11 L-PFOA	413 > 368.7	5.99e3	7.79e3	0.125		4.40	4.31	9.62	78.8325	98.5
6	14 PFNA	463.0 > 418.8	6.13e3	6.81e3	0.125		4.76	4.75	11.3	62.9882	78.7
7	16 L-PFOS	499 > 79.9	2.17e3	2.48e3	0.125		4.90	4.84	10.9	78.9028	98.6
8	18 PFDA	513 > 468.8	7.06e3	6.87e3	0.125		5.14	5.14	12.9	69.3839	86.7
9	21 N-MeFOSAA	570.1 > 419	3.20e3	2.74e3	0.125		5.29	5.29	14.6	79.2118	99.0
10	22 N-EtFOSAA	584.2 > 419	2.47e3	2.59e3	0.125		5.45	5.45	11.9	98.3315	122.9
11	23 PFUdA	563.0 > 518.9	6.35e3	7.16e3	0.125		5.46	5.46	11.1	84.1192	105.1

Dataset: Z:\Projects\PFAS.PRO\Results\180301M1\180301M1-49.qld

Last Altered: Monday, March 12, 2018 09:23:32 Pacific Daylight Time

Printed: Monday, March 12, 2018 09:24:09 Pacific Daylight Time

Method: Z:\Projects\PFAS.PRO\MethDB\PFAS_FULL_80C_022718.mdb 07 Mar 2018 15:10:16

Calibration: Z:\Projects\PFAS.PRO\CurveDB\C18_VAL-PFAS_Q4_03-01-18-FULL.cdb 05 Mar 2018 09:17:35

Name: 180301M1_49, Date: 02-Mar-2018, Time: 09:50:55, ID: B8B0122-BSD1 LCSD 0.125, Description: LCSD

#	Name	Trace	Area	IS Area	Wt./Vol.	RRF	Pred.RT	RT	y Axis Resp.	Conc.	%Rec
1	25 PFDaA	612.9 > 569.0	7.17e3	6.84e3	0.125		5.74	5.75	13.1	78.4592	98.1
2	27 PFTrDA	662.9 > 618.9	7.33e3	6.84e3	0.125		5.98	6.01	13.4	70.6654	88.3
3	28 PFTeDA	712.9 > 668.8	6.99e3	3.88e3	0.125		6.20	6.23	22.5	66.3725	83.0
4	36 13C3-PFBS	302. > 98.8	1.22e3	7.02e3	0.125	0.125	2.69	2.66	2.18	139.5595	139.6
5	37 13C2-PFHxA	315 > 269.8	2.02e3	7.02e3	0.125	0.722	3.19	3.16	3.59	39.7957	99.5
6	38 13C4-PFHpA	367.2 > 321.8	4.86e3	7.02e3	0.125	0.687	3.81	3.78	8.65	100.7513	100.8
7	39 18O2-PFHxS	403.0 > 102.6	8.76e2	2.48e3	0.125	0.367	3.96	3.93	4.42	96.2615	96.3
8	40 13C2-PFOA	414.9 > 369.7	7.79e3	7.07e3	0.125	1.260	4.33	4.31	13.8	87.4296	87.4
9	41 13C5-PFNA	468.2 > 422.9	6.81e3	7.97e3	0.125	0.959	4.76	4.75	10.7	89.1475	89.1
10	42 13C8-PFOA	506.1 > 77.7	5.41e2	1.07e4	0.125	0.229	4.83	4.82	0.634	22.1532	22.2
11	43 13C8-PFOS	507.0 > 79.9	2.48e3	2.29e3	0.125	1.053	4.84	4.84	13.5	102.8742	102.9
12	44 13C2-PFDA	515.1 > 469.9	6.87e3	9.24e3	0.125	0.977	5.14	5.14	9.30	76.1167	76.1
13	45 d3-N-MeFOSAA	573.3 > 419	2.74e3	1.07e4	0.125	0.384	5.29	5.28	3.21	66.8536	66.9
14	46 d5-N-EtFOSAA	589.3 > 419	2.59e3	1.07e4	0.125	0.403	5.45	5.45	3.04	60.3462	60.3
15	47 13C2-PFUDa	565 > 519.8	7.16e3	1.07e4	0.125	1.019	5.46	5.46	8.39	65.8736	65.9
16	48 13C2-PFDaA	615.0 > 569.7	6.84e3	1.07e4	0.125	0.908	5.74	5.75	8.02	70.6821	70.7
17	49 d3-N-MeFOSA	515.2 > 168.9		1.07e4	0.125	0.117	5.84				
18	50 13C2-PFTeDA	714.8 > 669.6	3.88e3	1.07e4	0.125	0.414	6.20	6.23	4.55	87.8659	87.9
19	51 d5-N-ETFOSA	531.1 > 168.9		1.07e4	0.125	0.181	6.22				
20	52 13C2-PFHxDA	815 > 769.7	3.22e3	1.07e4	0.125	0.782	6.51	6.57	3.78	38.6064	96.5
21	53 d7-N-MeFOSE	623.1 > 58.9		1.07e4	0.125	0.172	6.31				
22	54 d9-N-EtFOSE	639.2 > 58.8		1.07e4	0.125	0.146	6.45				
23	55 13C4-PFBA	217. > 171.8	5.45e3	5.45e3	0.125	1.000	1.46	1.41	12.5	100.0000	100.0
24	56 13C5-PFHxA	318 > 272.9	7.02e3	7.02e3	0.125	1.000	3.19	3.16	12.5	100.0000	100.0
25	57 13C3-PFHxS	401.9 > 79.9	2.48e3	2.48e3	0.125	1.000	3.96	3.93	12.5	100.0000	100.0
26	58 13C8-PFOA	421.3 > 376	7.07e3	7.07e3	0.125	1.000	4.33	4.31	12.5	100.0000	100.0
27	59 13C9-PFNA	472.2 > 426.9	7.97e3	7.97e3	0.125	1.000	4.70	4.75	12.5	100.0000	100.0
28	60 13C4-PFOS	503 > 79.9	2.29e3	2.29e3	0.125	1.000	4.84	4.84	12.5	100.0000	100.0
29	61 13C6-PFDA	519.1 > 473.7	9.24e3	9.24e3	0.125	1.000	5.14	5.13	12.5	100.0000	100.0
30	62 13C7-PFUDa	570.1 > 524.8	1.07e4	1.07e4	0.125	1.000	5.46	5.46	12.5	100.0000	100.0
31	63 Total PFHxS	398.9 > 79.6	1.18e3	8.76e2	0.125		3.85		16.8	79.7294	
32	64 Total PFOA	413 > 368.7	5.99e3	7.79e3	0.125		4.21		9.62	78.8325	

GM 3/12/2018

Dataset: Z:\Projects\PFAS.PRO\Results\180301M1\180301M1-49.qld

Last Altered: Monday, March 12, 2018 09:23:32 Pacific Daylight Time

Printed: Monday, March 12, 2018 09:24:09 Pacific Daylight Time

Name: 180301M1_49, Date: 02-Mar-2018, Time: 09:50:55, ID: B8B0122-BSD1 LCSD 0.125, Description: LCSD

	# Name	Trace	Area	IS Area	Wt./Vol.	RRF	Pred.RT	RT	y Axis Resp.	Conc.	%Rec
33	65 Total PFOS	499 > 79.9	2.17e3	2.48e3	0.125		4.73		10.9	78.9028	
34	66 Total N-MeFOSAA	570.1 > 419	3.20e3	2.74e3	0.125		5.29		14.6	79.2118	
35	67 Total N-EtFOSAA	584.2 > 419	2.47e3	2.59e3	0.125		5.45		11.9	98.3315	

Dataset: Z:\Projects\PFAS.PRO\Results\180301M1\180301M1-49.qld

Last Altered: Monday, March 12, 2018 09:23:32 Pacific Daylight Time

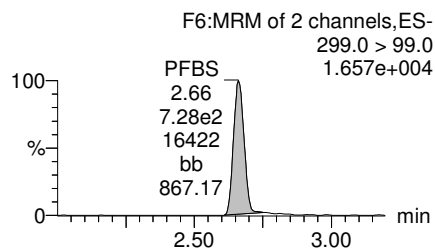
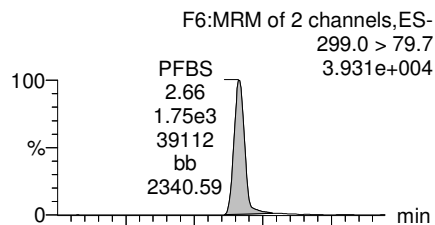
Printed: Monday, March 12, 2018 09:24:09 Pacific Daylight Time

Method: Z:\Projects\PFAS.PRO\MethDB\PFAS_FULL_80C_022718.mdb 07 Mar 2018 15:10:16

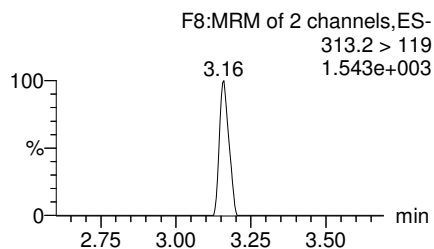
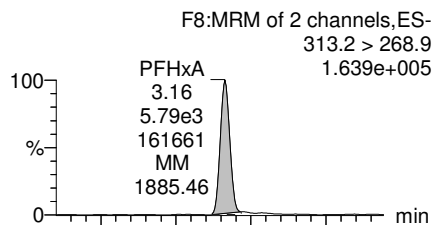
Calibration: Z:\Projects\PFAS.PRO\CurveDB\C18_VAL-PFAS_Q4_03-01-18-FULL.cdb 05 Mar 2018 09:17:35

Name: 180301M1_49, Date: 02-Mar-2018, Time: 09:50:55, ID: B8B0122-BSD1 LCSD 0.125, Description: LCSD

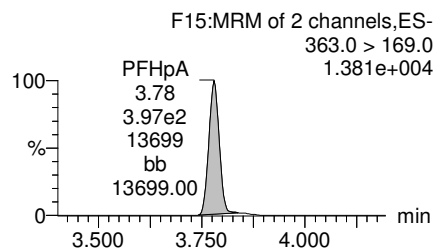
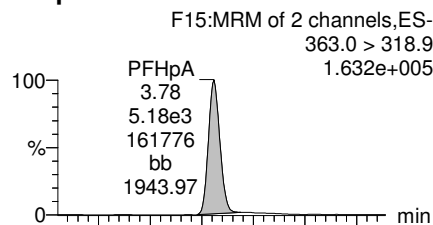
PFBS



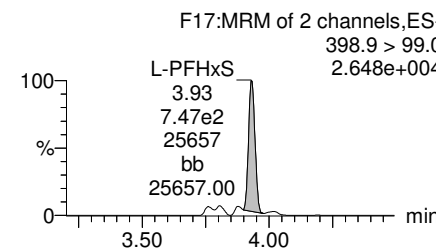
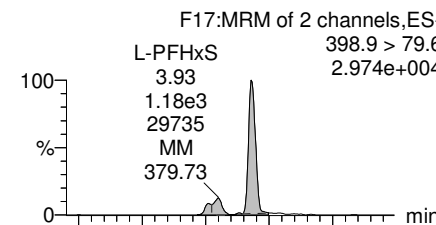
PFHxA



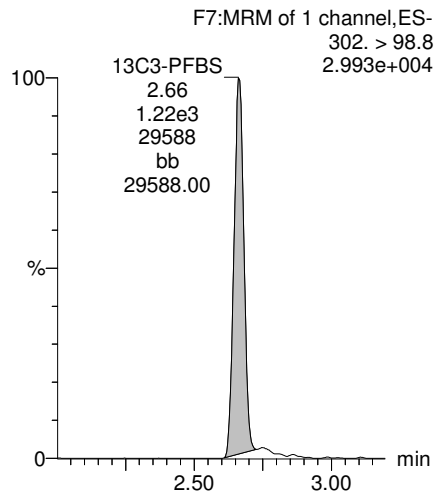
PFHpA



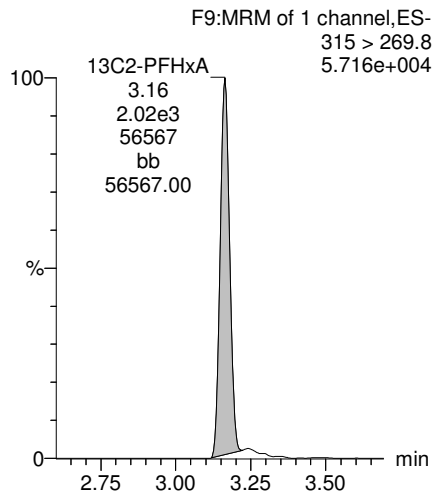
Total PFHxS



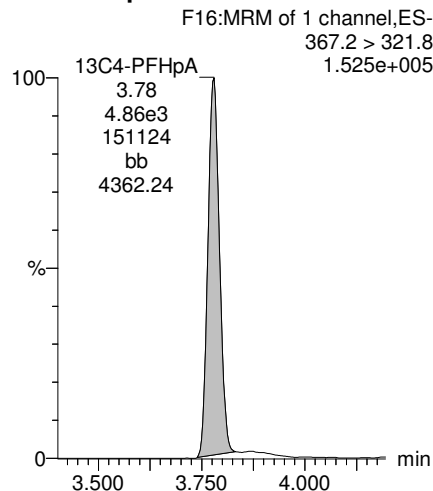
13C3-PFBS



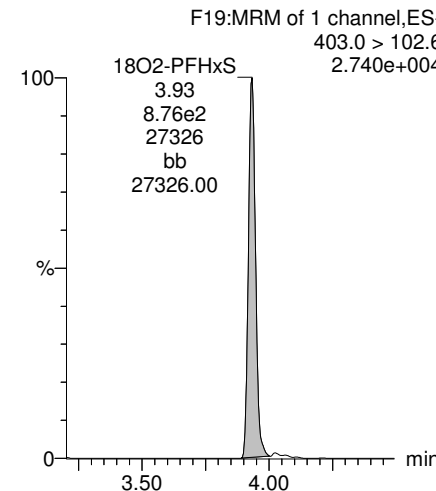
13C2-PFHxA



13C4-PFHpA



18O2-PFHxS



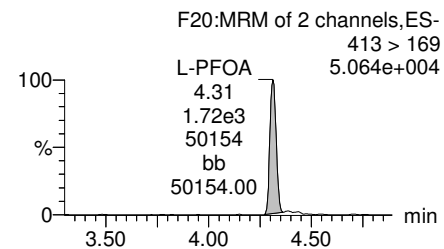
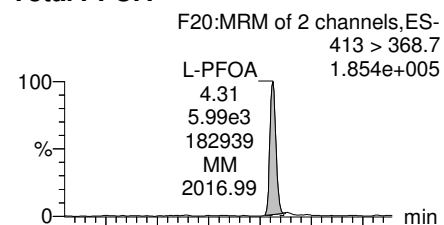
Dataset: Z:\Projects\PFAS.PRO\Results\180301M1\180301M1-49.qld

Last Altered: Monday, March 12, 2018 09:23:32 Pacific Daylight Time

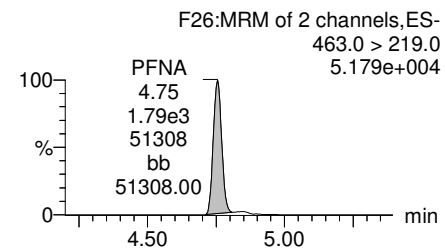
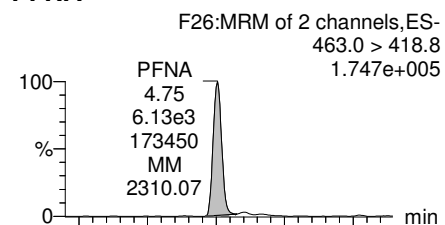
Printed: Monday, March 12, 2018 09:24:09 Pacific Daylight Time

Name: 180301M1_49, Date: 02-Mar-2018, Time: 09:50:55, ID: B8B0122-BSD1 LCSD 0.125, Description: LCSD

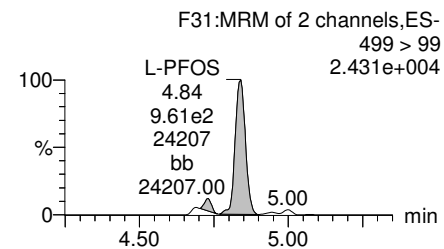
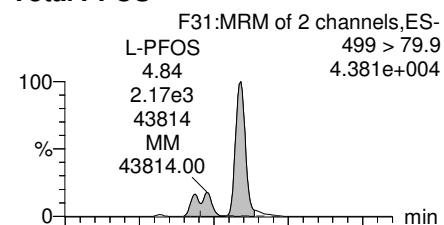
Total PFOA



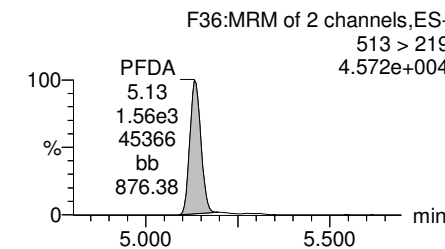
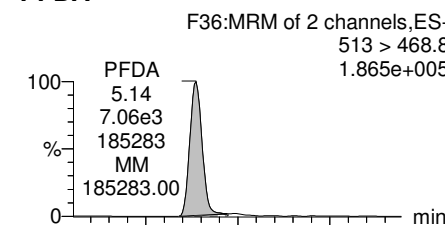
PFNA



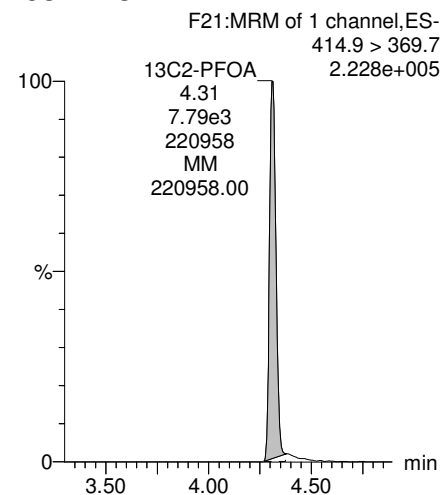
Total PFOS



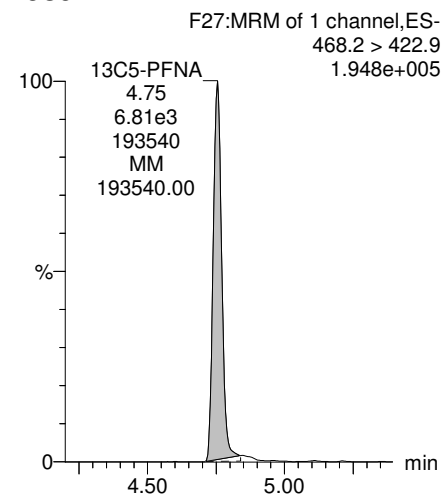
PFDA



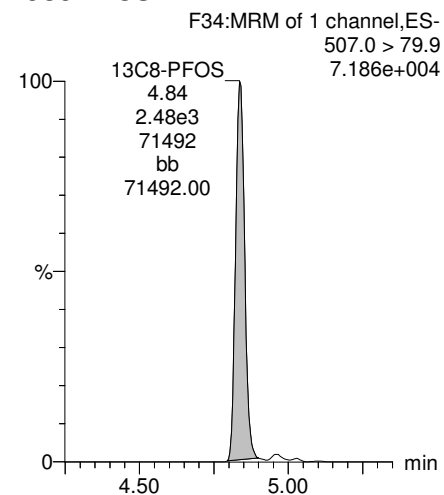
13C2-PFOA



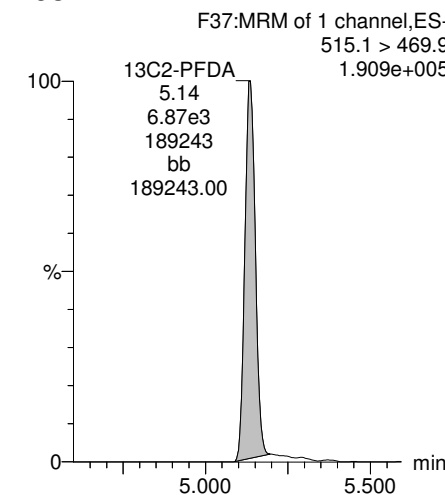
13C5-PFNA



13C8-PFOS



13C2-PFDA

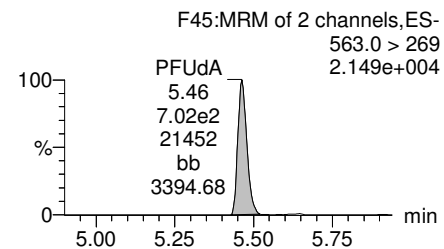
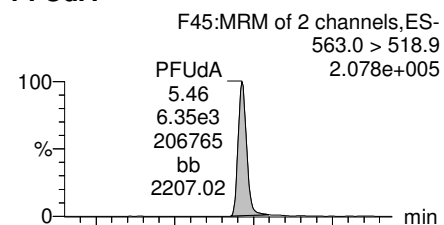


Dataset: Z:\Projects\PFAS.PRO\Results\180301M1\180301M1-49.qld

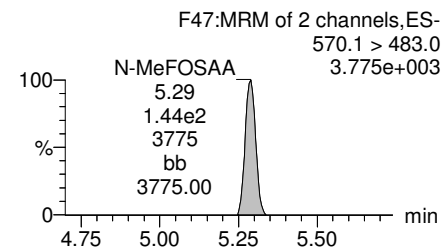
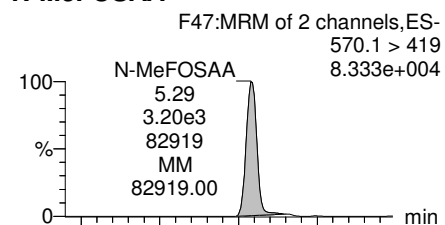
Last Altered: Monday, March 12, 2018 09:23:32 Pacific Daylight Time
Printed: Monday, March 12, 2018 09:24:09 Pacific Daylight Time

Name: 180301M1_49, Date: 02-Mar-2018, Time: 09:50:55, ID: B8B0122-BSD1 LCSD 0.125, Description: LCSD

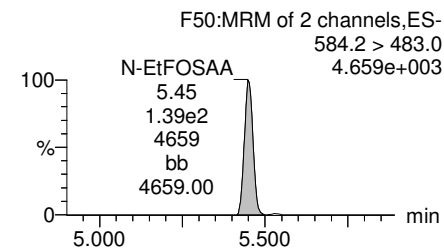
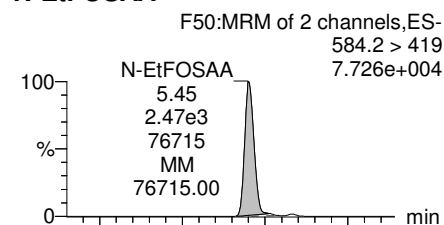
PFUdA



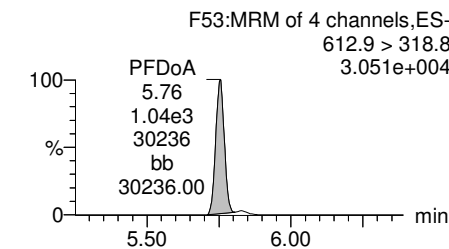
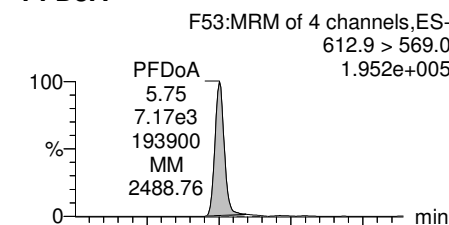
N-MeFOSAA



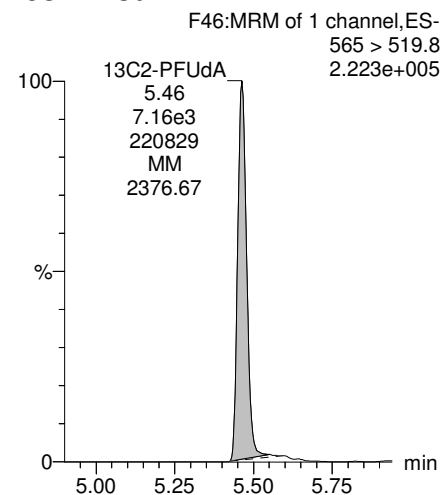
N-EtFOSAA



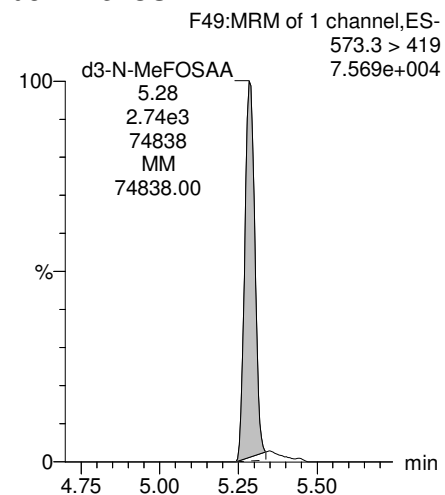
PFDoA



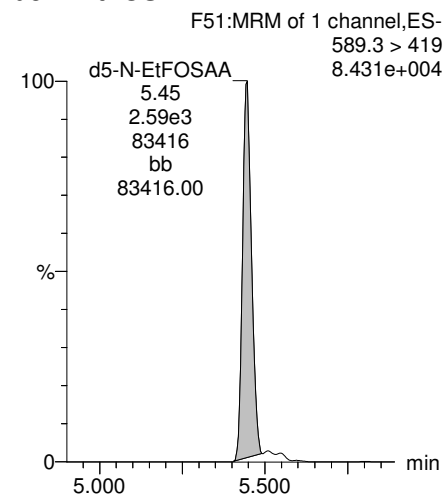
13C2-PFUdA



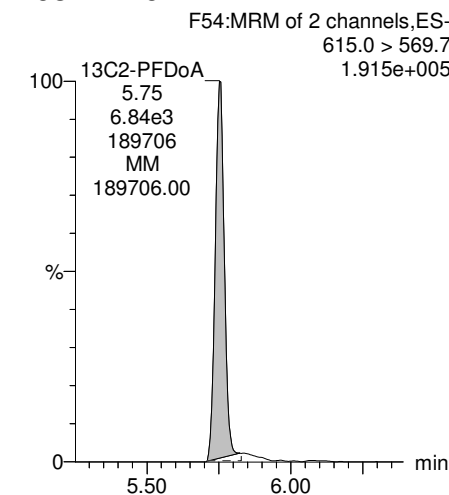
d3-N-MeFOSAA



d5-N-EtFOSAA



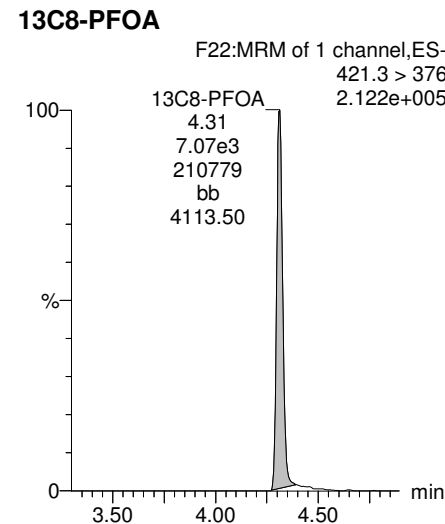
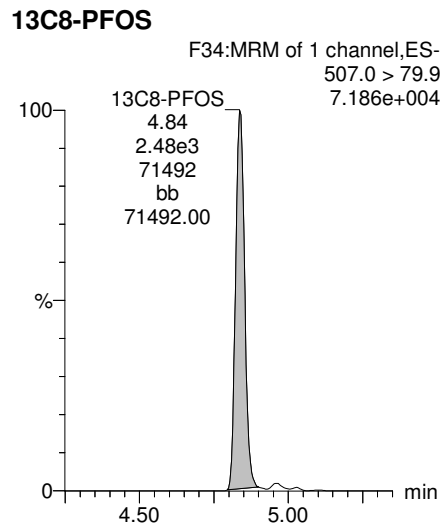
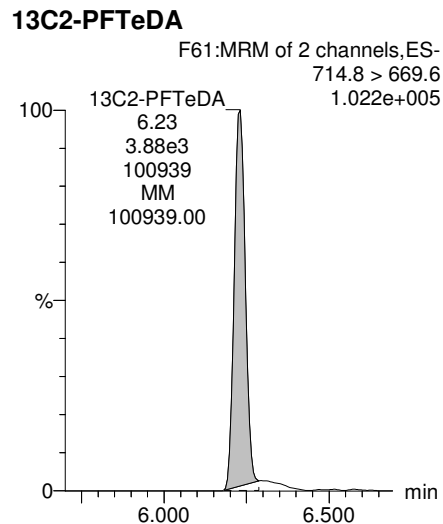
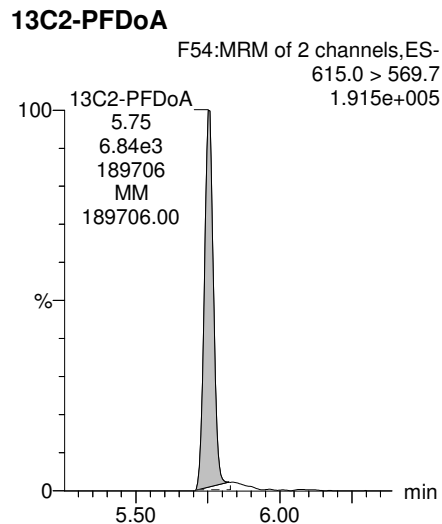
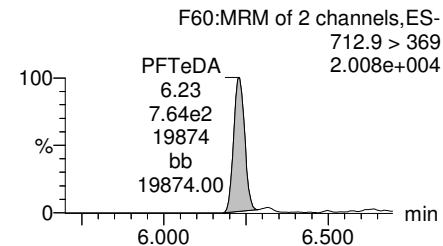
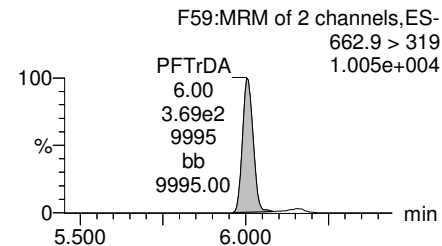
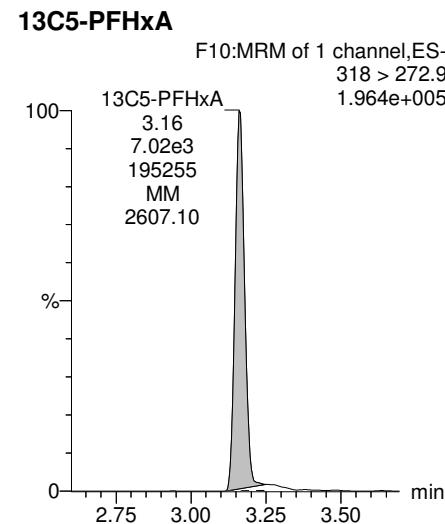
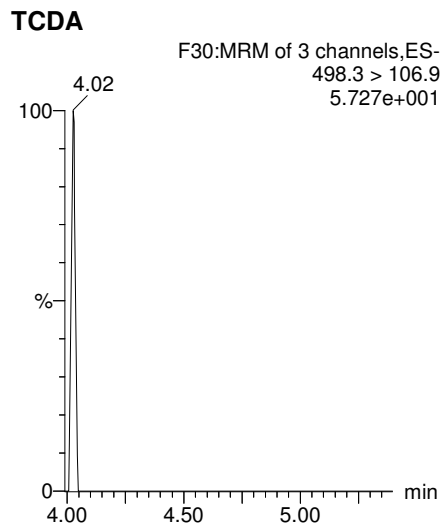
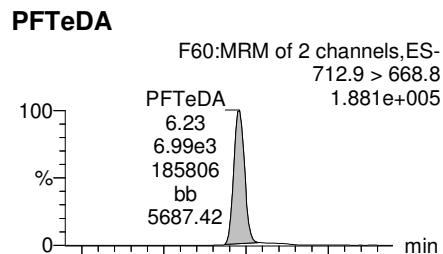
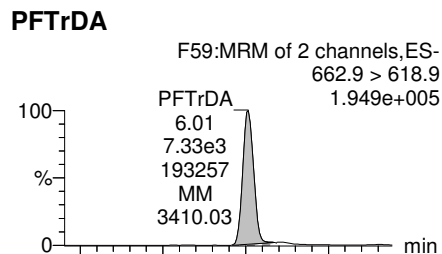
13C2-PFDoA



Dataset: Z:\Projects\PFAS.PRO\Results\180301M1\180301M1-49.qld

Last Altered: Monday, March 12, 2018 09:23:32 Pacific Daylight Time
Printed: Monday, March 12, 2018 09:24:09 Pacific Daylight Time

Name: 180301M1_49, Date: 02-Mar-2018, Time: 09:50:55, ID: B8B0122-BSD1 LCSD 0.125, Description: LCSD



Dataset: Z:\Projects\PFAS.PRO\Results\180301M1\180301M1-49.qld

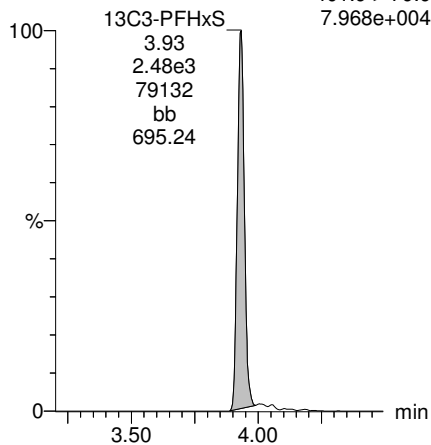
Last Altered: Monday, March 12, 2018 09:23:32 Pacific Daylight Time

Printed: Monday, March 12, 2018 09:24:09 Pacific Daylight Time

Name: 180301M1_49, Date: 02-Mar-2018, Time: 09:50:55, ID: B8B0122-BSD1 LCSD 0.125, Description: LCSD

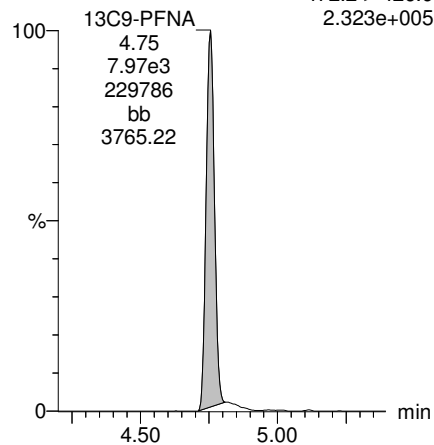
13C3-PFHxS

F18:MRM of 1 channel,ES-
401.9 > 79.9
7.968e+004



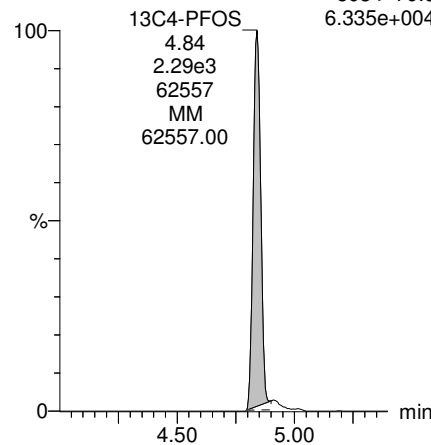
13C9-PFNA

F28:MRM of 1 channel,ES-
472.2 > 426.9
2.323e+005



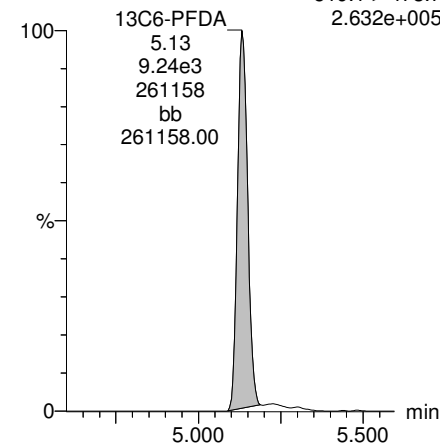
13C4-PFOS

F32:MRM of 1 channel,ES-
503 > 79.9
6.335e+004



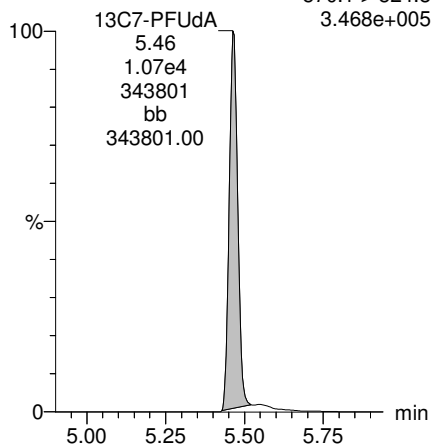
13C6-PFDA

F39:MRM of 1 channel,ES-
519.1 > 473.7
2.632e+005



13C7-PFUdA

F48:MRM of 1 channel,ES-
570.1 > 524.8
3.468e+005



Dataset: Z:\Projects\PFAS.PRO\Results\180228M1\180228M1-106.qld

Last Altered: Monday, March 05, 2018 17:01:47 Pacific Standard Time

Printed: Monday, March 05, 2018 17:02:52 Pacific Standard Time

Method: Z:\Projects\PFAS.PRO\MethDB\PFAS_FULL_80C_022718.mdb 28 Feb 2018 13:19:45

Calibration: Z:\Projects\PFAS.PRO\CurveDB\C18_VAL-PFAS_Q4_02-28-18-FULL.cdb 01 Mar 2018 12:54:21

Name: 180228M1_106, Date: 01-Mar-2018, Time: 16:38:35, ID: 1800324-01 OF-RW63-0218 0.11462, Description: OF-RW63-0218

	# Name	Trace	Area	IS Area	Wt./Vol.	RRF	Pred.RT	RT	y Axis Resp.	Conc.	%Rec
1	3 PFBS	299.0 > 79.7	8.81e1	1.67e3	0.115		2.60	2.71	0.661	2.7973	
2	5 PFHxA	313.2 > 268.9	1.12e2	1.07e3	0.115		3.19	3.20	0.526	2.9005	
3	7 PFHpA	363.0 > 318.9	1.13e2	3.02e3	0.115		3.81	3.82	0.466	2.4105	
4	8 L-PFHxS	398.9 > 79.6	1.88e2	1.32e3	0.115		4.17	3.96	1.78	9.1634	
5	11 L-PFOA	413 > 368.7	7.78e2	4.84e3	0.115		4.40	4.34	2.01	16.8912	
6	14 PFNA	463.0 > 418.8	5.32e1	3.73e3	0.115		4.76	4.77	0.178	0.6574	
7	18 PFDA	513 > 468.8		4.23e3	0.115		5.14				
8	21 N-MeFOSAA	570.1 > 419		3.92e3	0.115		5.29				
9	22 N-EtFOSAA	584.2 > 419		4.26e3	0.115		5.45				
10	23 PFUdA	563.0 > 518.9		5.94e3	0.115		5.46				

Dataset: Z:\Projects\PFAS.PRO\Results\180228M1\180228M1-106.qld

Last Altered: Monday, March 05, 2018 17:01:47 Pacific Standard Time

Printed: Monday, March 05, 2018 17:03:03 Pacific Standard Time

Method: Z:\Projects\PFAS.PRO\MethDB\PFAS_FULL_80C_022718.mdb 28 Feb 2018 13:19:45

Calibration: Z:\Projects\PFAS.PRO\CurveDB\C18_VAL-PFAS_Q4_02-28-18-FULL.cdb 01 Mar 2018 12:54:21

Name: 180228M1_106, Date: 01-Mar-2018, Time: 16:38:35, ID: 1800324-01 OF-RW63-0218 0.11462, Description: OF-RW63-0218

#	Name	Trace	Area	IS Area	Wt./Vol.	RRF	Pred.RT	RT	y Axis Resp.	Conc.	%Rec
1	25 PFDa	612.9 > 569.0		5.37e3	0.115		5.74				
2	27 PFTDA	662.9 > 618.9		5.37e3	0.115		5.98				
3	28 PFTeDA	712.9 > 668.8		2.41e3	0.115		6.20				
4	36 13C3-PFBS	302. > 98.8	1.67e3	3.94e3	0.115	0.123	2.69	2.71	5.29	374.3235	343.2
5	37 13C2-PFHxA	315 > 269.8	1.07e3	3.94e3	0.115	0.712	3.19	3.20	3.38	41.4621	95.0
6	38 13C4-PFHpA	367.2 > 321.8	3.02e3	3.94e3	0.115	0.678	3.81	3.81	9.59	123.4234	113.2
7	39 18O2-PFHxS	403.0 > 102.6	1.32e3	3.25e3	0.115	0.392	3.96	3.96	5.09	113.1013	103.7
8	40 13C2-PFOA	414.9 > 369.7	4.84e3	4.60e3	0.115	1.308	4.33	4.34	13.2	87.8243	80.5
9	41 13C5-PFNA	468.2 > 422.9	3.73e3	5.65e3	0.115	0.976	4.76	4.78	8.25	73.7512	67.6
10	42 13C8-PFOA	506.1 > 77.7	1.57e3	8.86e3	0.115	0.254	4.83	4.84	2.21	75.9481	69.6
11	43 13C8-PFOS	507.0 > 79.9	3.65e3	3.62e3	0.115	1.040	4.84	4.85	12.6	105.6531	96.9
12	44 13C2-PFDA	515.1 > 469.9	4.23e3	5.44e3	0.115	0.967	5.14	5.15	9.72	87.6943	80.4
13	45 d3-N-MeFOSAA	573.3 > 419	3.92e3	8.86e3	0.115	0.381	5.29	5.29	5.53	126.6618	116.1
14	46 d5-N-EtFOSAA	589.3 > 419	4.26e3	8.86e3	0.115	0.399	5.45	5.45	6.01	131.6072	120.7
15	47 13C2-PFUdA	565 > 519.8	5.94e3	8.86e3	0.115	0.985	5.46	5.47	8.38	74.2064	68.0
16	48 13C2-PFDoA	615.0 > 569.7	5.37e3	8.86e3	0.115	0.813	5.74	5.75	7.57	81.2109	74.5
17	49 d3-N-MeFOSA	515.2 > 168.9		8.86e3	0.115	0.124	5.84				
18	50 13C2-PFTeDA	714.8 > 669.6	2.41e3	8.86e3	0.115	0.379	6.20	6.22	3.40	78.3266	71.8
19	51 d5-N-ETFOSA	531.1 > 168.9		8.86e3	0.115	0.189	6.22				
20	52 13C2-PFHxDA	815 > 769.7	2.82e3	8.86e3	0.115	0.703	6.51	6.56	3.98	49.3963	113.2
21	53 d7-N-MeFOSE	623.1 > 58.9		8.86e3	0.115	0.157	6.31				
22	54 d9-N-EtFOSE	639.2 > 58.8		8.86e3	0.115	0.146	6.45				
23	55 13C4-PFBA	217. > 171.8	3.31e3	3.31e3	0.115	1.000	1.46	1.47	12.5	109.0560	100.0
24	56 13C5-PFHxA	318 > 272.9	3.94e3	3.94e3	0.115	1.000	3.19	3.20	12.5	109.0560	100.0
25	57 13C3-PFHxS	401.9 > 79.9	3.25e3	3.25e3	0.115	1.000	3.96	3.96	12.5	109.0560	100.0
26	58 13C8-PFOA	421.3 > 376	4.60e3	4.60e3	0.115	1.000	4.33	4.34	12.5	109.0560	100.0
27	59 13C9-PFNA	472.2 > 426.9	5.65e3	5.65e3	0.115	1.000	4.70	4.77	12.5	109.0560	100.0
28	60 13C4-PFOS	503 > 79.9	3.62e3	3.62e3	0.115	1.000	4.84	4.85	12.5	109.0560	100.0
29	61 13C6-PFDA	519.1 > 473.7	5.44e3	5.44e3	0.115	1.000	5.14	5.15	12.5	109.0560	100.0
30	62 13C7-PFUdA	570.1 > 524.8	8.86e3	8.86e3	0.115	1.000	5.46	5.47	12.5	109.0560	100.0
31	63 Total PFHxS	398.9 > 79.6	1.88e2	1.32e3	0.115		3.85		1.78	9.1634	
32	64 Total PFOA	413 > 368.7	8.82e2	4.84e3	0.115		4.21		2.28	17.7877	

GM 3/5/2018

Dataset: Z:\Projects\PFAS.PRO\Results\180228M1\180228M1-106.qld

Last Altered: Monday, March 05, 2018 17:01:47 Pacific Standard Time

Printed: Monday, March 05, 2018 17:03:03 Pacific Standard Time

Name: 180228M1_106, Date: 01-Mar-2018, Time: 16:38:35, ID: 1800324-01 OF-RW63-0218 0.11462, Description: OF-RW63-0218

	# Name	Trace	Area	IS Area	Wt./Vol.	RRF	Pred.RT	RT	y Axis Resp.	Conc.	%Rec
33	65 Total PFOS	499 > 79.9	9.43e2	3.65e3	0.115		4.73		3.23	27.3280	
34	66 Total N-MeFOSAA	570.1 > 419	0.00e0	3.92e3	0.115		5.29		0.000		
35	67 Total N-EtFOSAA	584.2 > 419	0.00e0	4.26e3	0.115		5.45		0.000		

Dataset: Z:\Projects\PFAS.PRO\Results\180228M1\180228M1-106.qld

Last Altered: Monday, March 05, 2018 17:01:47 Pacific Standard Time

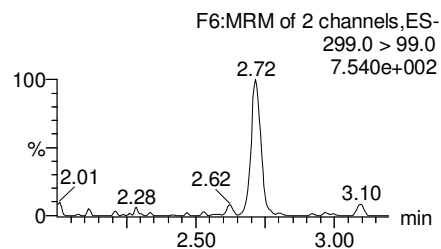
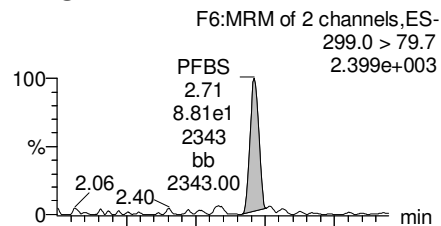
Printed: Monday, March 05, 2018 17:03:03 Pacific Standard Time

Method: Z:\Projects\PFAS.PRO\MethDB\PFAS_FULL_80C_022718.mdb 28 Feb 2018 13:19:45

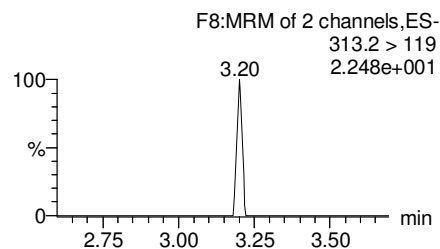
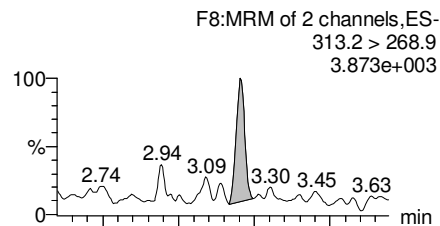
Calibration: Z:\Projects\PFAS.PRO\CurveDB\C18_VAL-PFAS_Q4_02-28-18-FULL.cdb 01 Mar 2018 12:54:21

Name: 180228M1_106, Date: 01-Mar-2018, Time: 16:38:35, ID: 1800324-01 OF-RW63-0218 0.11462, Description: OF-RW63-0218

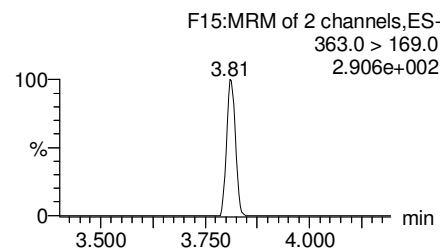
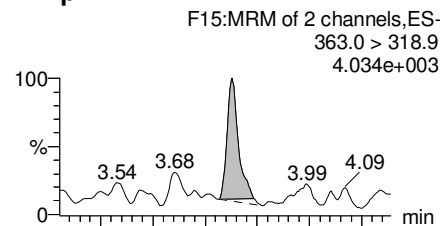
PFBS



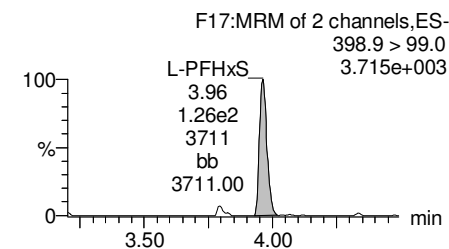
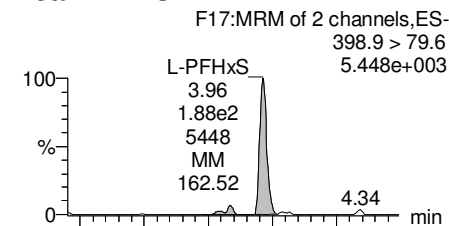
PFHxA



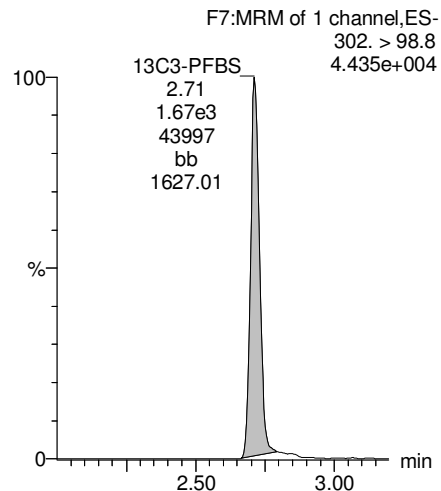
PFHpA



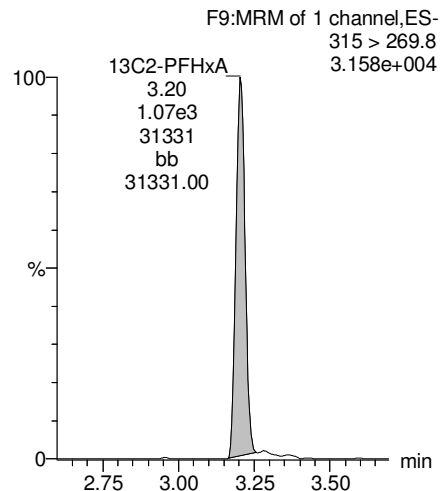
Total PFHxS



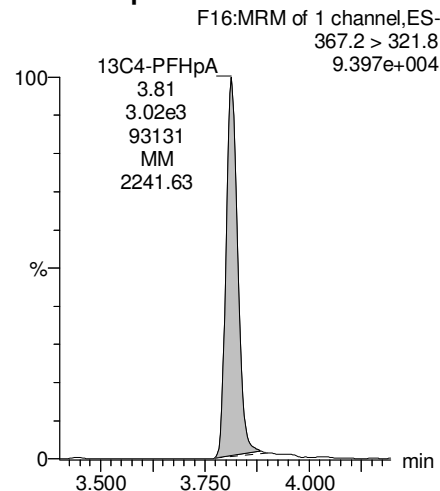
13C3-PFBS



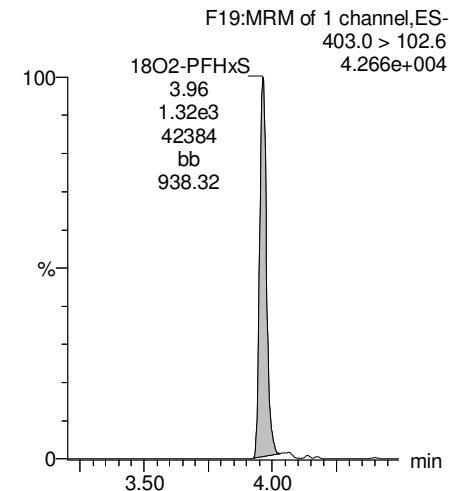
13C2-PFHxA



13C4-PFHpA



18O2-PFHxS



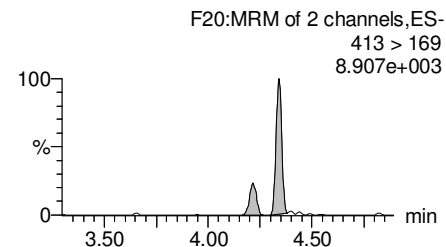
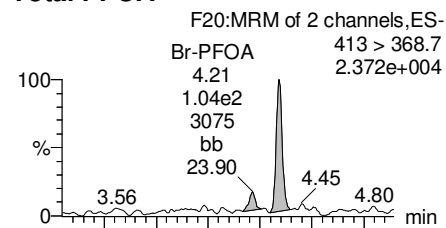
Dataset: Z:\Projects\PFAS.PRO\Results\180228M1\180228M1-106.qld

Last Altered: Monday, March 05, 2018 17:01:47 Pacific Standard Time

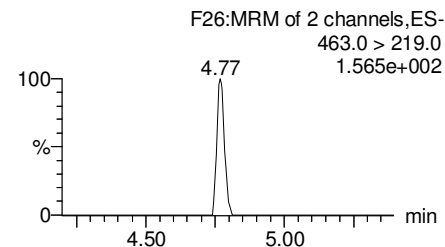
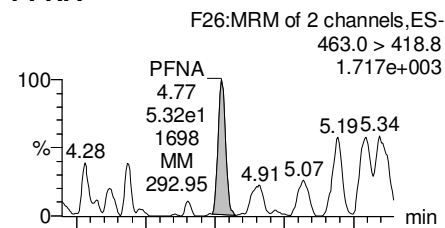
Printed: Monday, March 05, 2018 17:03:03 Pacific Standard Time

Name: 180228M1_106, Date: 01-Mar-2018, Time: 16:38:35, ID: 1800324-01 OF-RW63-0218 0.11462, Description: OF-RW63-0218

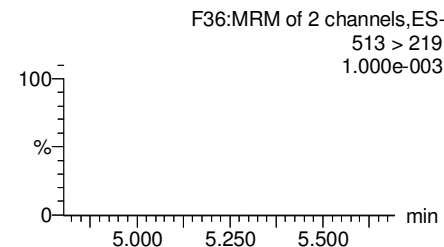
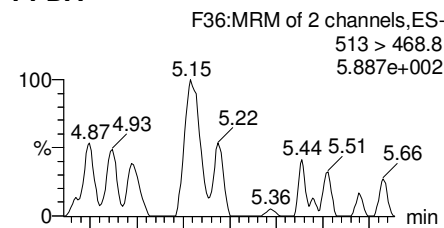
Total PFOA



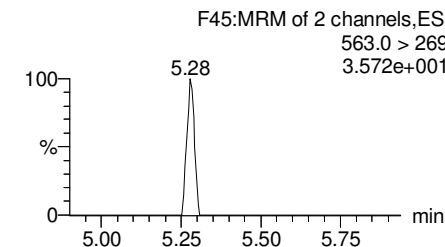
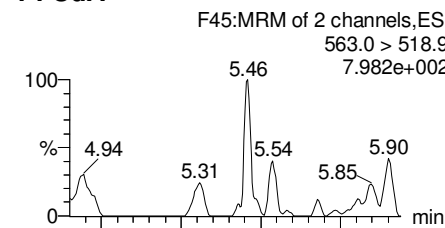
PFNA



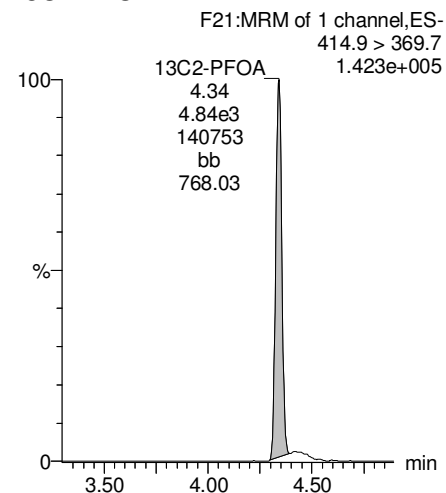
PFDA



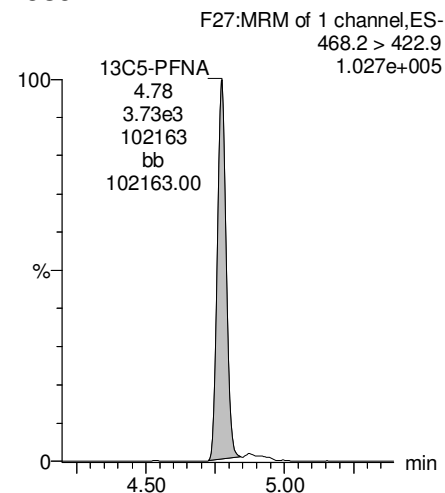
PFUdA



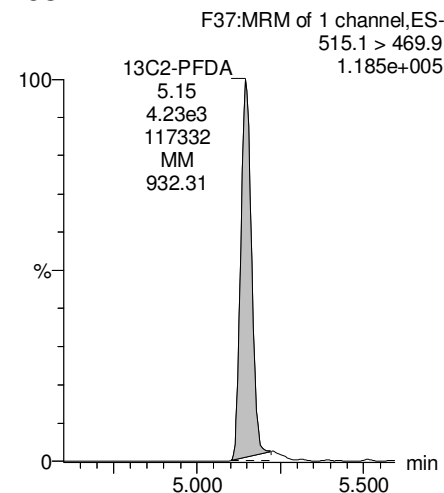
13C2-PFOA



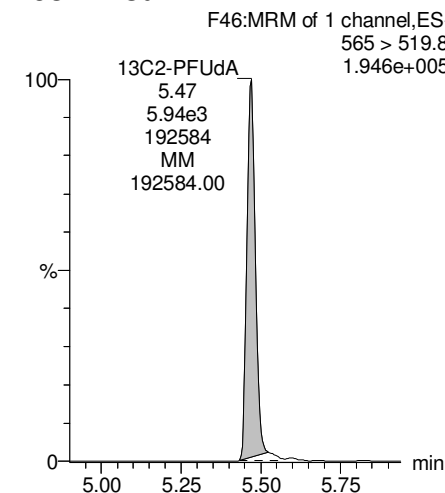
13C5-PFNA



13C2-PFDA



13C2-PFUdA



Dataset: Z:\Projects\PFAS.PRO\Results\180228M1\180228M1-106.qld

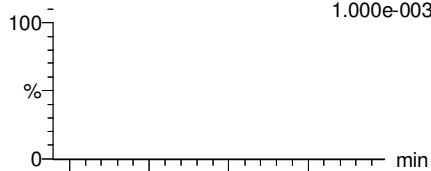
Last Altered: Monday, March 05, 2018 17:01:47 Pacific Standard Time

Printed: Monday, March 05, 2018 17:03:03 Pacific Standard Time

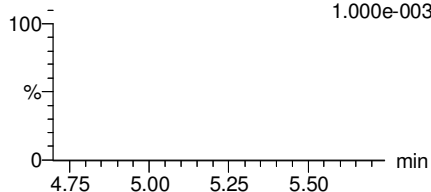
Name: 180228M1_106, Date: 01-Mar-2018, Time: 16:38:35, ID: 1800324-01 OF-RW63-0218 0.11462, Description: OF-RW63-0218

N-MeFOSAA

F47:MRM of 2 channels,ES-
570.1 > 419
1.000e-003

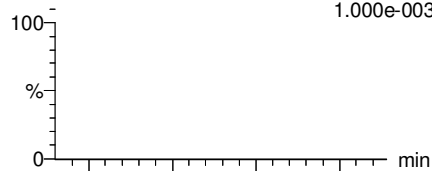


F47:MRM of 2 channels,ES-
570.1 > 483.0
1.000e-003

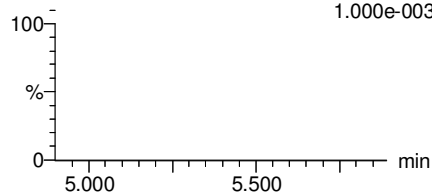


N-EtFOSAA

F50:MRM of 2 channels,ES-
584.2 > 419
1.000e-003

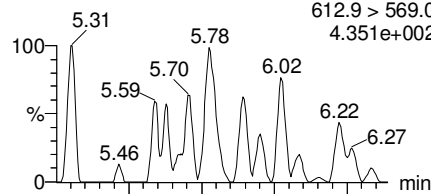


F50:MRM of 2 channels,ES-
584.2 > 483.0
1.000e-003

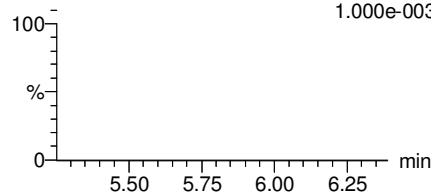


PFDoA

F53:MRM of 4 channels,ES-
612.9 > 569.0
4.351e+002

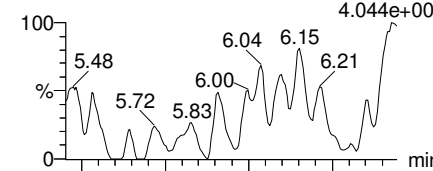


F53:MRM of 4 channels,ES-
612.9 > 318.8
1.000e-003

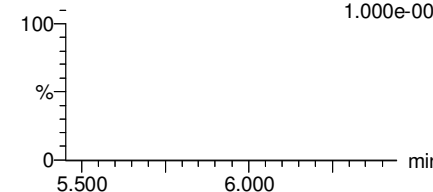


PFTrDA

F59:MRM of 2 channels,ES-
662.9 > 618.9
4.044e+002

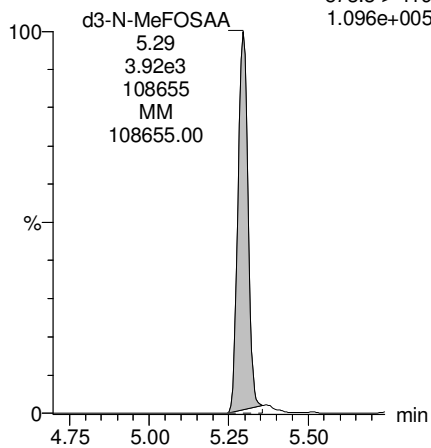


F59:MRM of 2 channels,ES-
662.9 > 319
1.000e-003



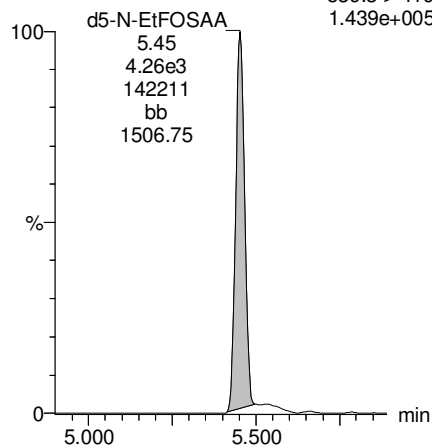
d3-N-MeFOSAA

F49:MRM of 1 channel,ES-
573.3 > 419
1.096e+005



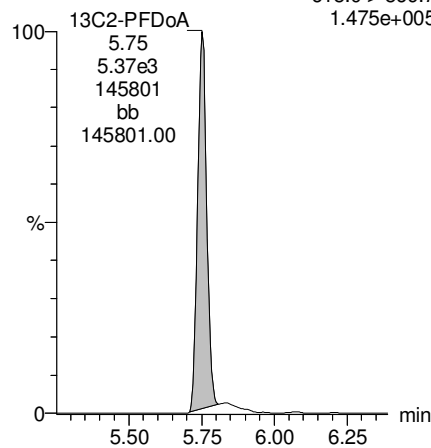
d5-N-EtFOSAA

F51:MRM of 1 channel,ES-
589.3 > 419
1.439e+005



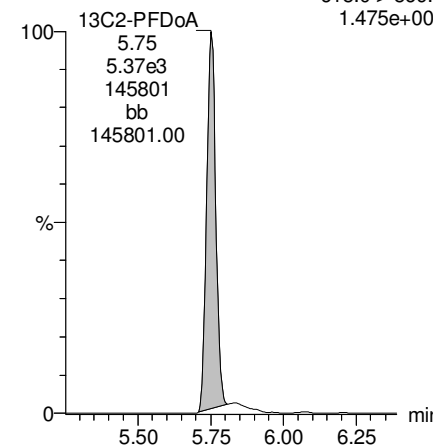
13C2-PFDoA

F54:MRM of 2 channels,ES-
615.0 > 569.7
1.475e+005



13C2-PFDoA

F54:MRM of 2 channels,ES-
615.0 > 569.7
1.475e+005



Dataset: Z:\Projects\PFAS.PRO\Results\180228M1\180228M1-106.qld

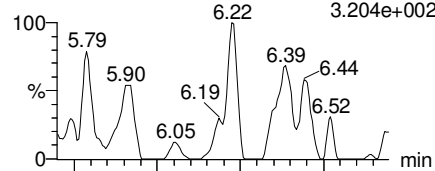
Last Altered: Monday, March 05, 2018 17:01:47 Pacific Standard Time

Printed: Monday, March 05, 2018 17:03:03 Pacific Standard Time

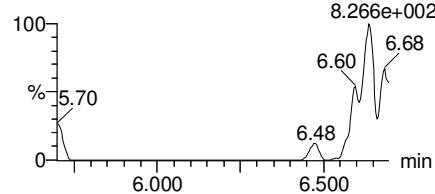
Name: 180228M1_106, Date: 01-Mar-2018, Time: 16:38:35, ID: 1800324-01 OF-RW63-0218 0.11462, Description: OF-RW63-0218

PFTeDA

F60:MRM of 2 channels,ES-
712.9 > 668.8
3.204e+002

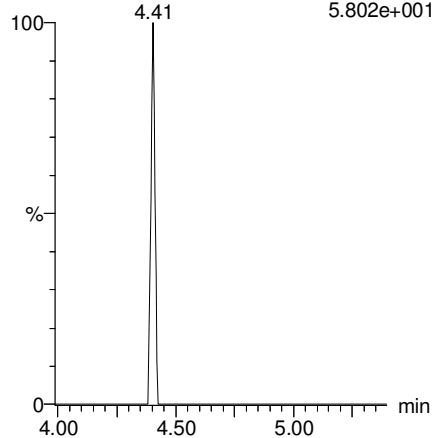


F60:MRM of 2 channels,ES-
712.9 > 369
8.266e+002



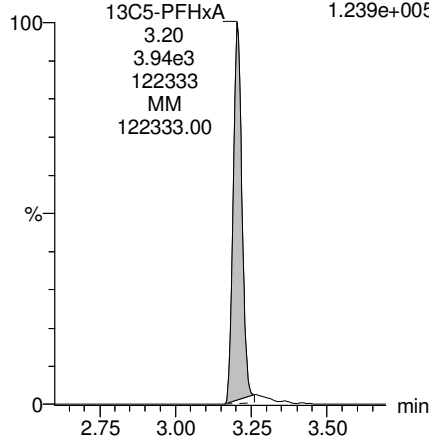
TCDA

F30:MRM of 3 channels,ES-
498.3 > 106.9
5.802e+001



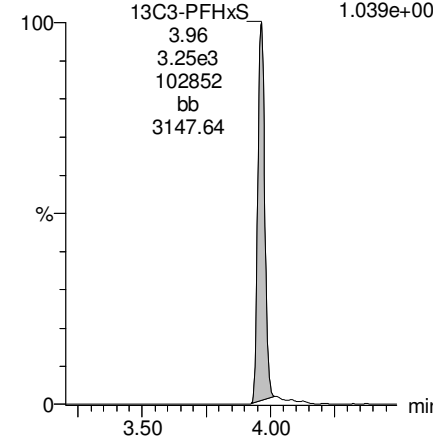
13C5-PFHxA

F10:MRM of 1 channel,ES-
318 > 272.9
1.239e+005



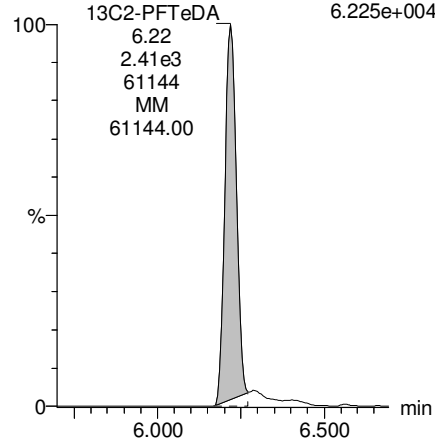
13C3-PFHxS

F18:MRM of 1 channel,ES-
401.9 > 79.9
1.039e+005



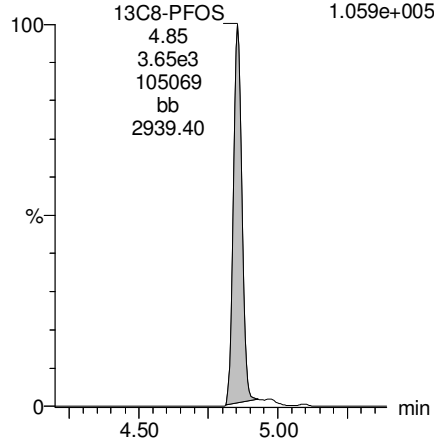
13C2-PFTeDA

F61:MRM of 2 channels,ES-
714.8 > 669.6
6.225e+004



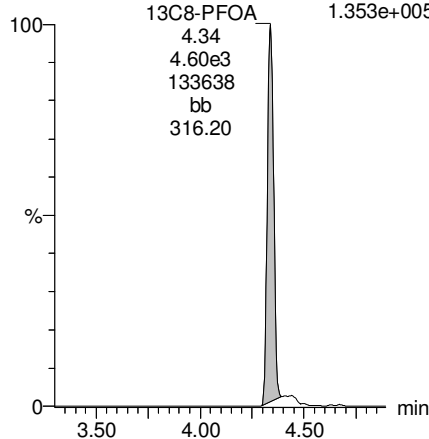
13C8-PFOS

F34:MRM of 1 channel,ES-
507.0 > 79.9
1.059e+005



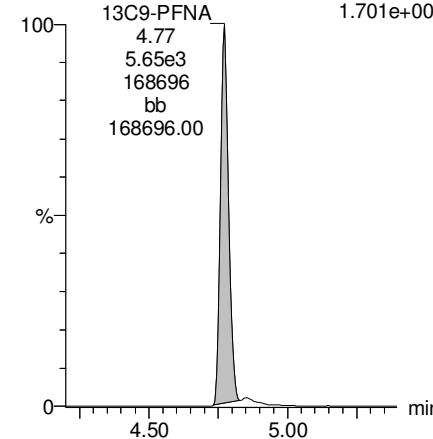
13C8-PFOA

F22:MRM of 1 channel,ES-
421.3 > 376
1.353e+005



13C9-PFNA

F28:MRM of 1 channel,ES-
472.2 > 426.9
1.701e+005



Dataset: Z:\Projects\PFAS.PRO\Results\180228M1\180228M1-106.qld

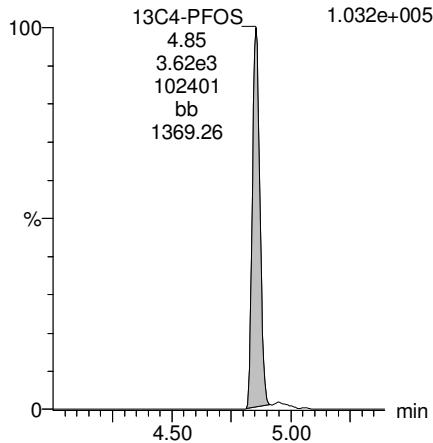
Last Altered: Monday, March 05, 2018 17:01:47 Pacific Standard Time

Printed: Monday, March 05, 2018 17:03:03 Pacific Standard Time

Name: 180228M1_106, Date: 01-Mar-2018, Time: 16:38:35, ID: 1800324-01 OF-RW63-0218 0.11462, Description: OF-RW63-0218

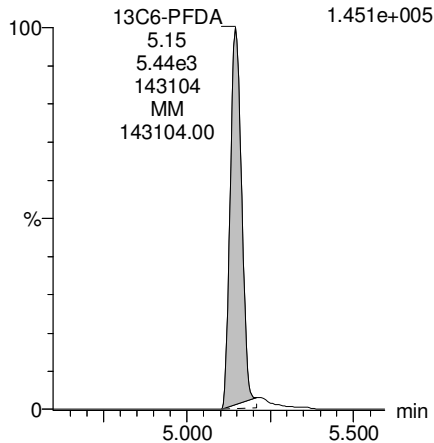
13C4-PFOS

F32:MRM of 1 channel,ES-
503 > 79.9
1.032e+005



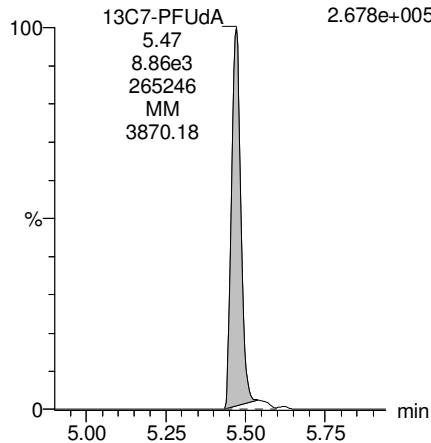
13C6-PFDA

F39:MRM of 1 channel,ES-
519.1 > 473.7
1.451e+005



13C7-PFUdA

F48:MRM of 1 channel,ES-
570.1 > 524.8
2.678e+005



Dataset: Z:\Projects\PFAS.PRO\Results\180301M1\180301M1-64.qld

Last Altered: Tuesday, March 06, 2018 15:36:24 Pacific Standard Time

Printed: Tuesday, March 06, 2018 15:36:36 Pacific Standard Time

Method: Z:\Projects\PFAS.pro\MethDB\PFAS_FULL_80C_022718.mdb 28 Feb 2018 13:19:45

Calibration: Z:\Projects\PFAS.PRO\CurveDB\C18_VAL-PFAS_Q4_03-01-18-FULL.cdb 05 Mar 2018 08:17:35

Name: 180301M1_64, Date: 02-Mar-2018, Time: 12:43:14, ID: 1800324-01 OF-RW63-0218 0.11462, Description: OF-RW63-0218

	# Name	Trace	Area	IS Area	Wt./Vol.	RRF	Pred.RT	RT	y Axis Resp.	Conc.	%Rec
1	16 L-PFOS	499 > 79.9	1.15e3	3.31e3	0.1146		4.90	4.84	4.32	34.0	
2	43 13C8-PFOS	507.0 > 79.9	3.31e3	4.10e3	0.1146	1.053	4.84	4.84	10.1	83.8	76.8
3	60 13C4-PFOS	503 > 79.9	4.10e3	4.10e3	0.1146	1.000	4.84	4.84	12.5	109	100.0
4	65 Total PFOS	499 > 79.9	1.15e3	3.31e3	0.1146		4.73		4.32	34.0	

Dataset: Z:\Projects\PFAS.PRO\Results\180301M1\180301M1-64.qld

Last Altered: Tuesday, March 06, 2018 15:36:24 Pacific Standard Time

Printed: Tuesday, March 06, 2018 15:36:36 Pacific Standard Time

Method: Z:\Projects\PFAS.pro\MethDB\PFAS_FULL_80C_022718.mdb 28 Feb 2018 13:19:45

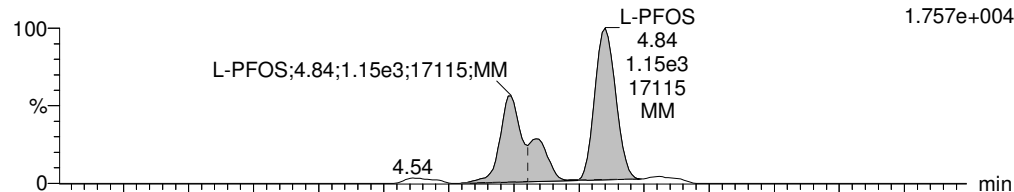
Calibration: Z:\Projects\PFAS.PRO\CurveDB\C18_VAL-PFAS_Q4_03-01-18-FULL.cdb 05 Mar 2018 08:17:35

Name: 180301M1_64, Date: 02-Mar-2018, Time: 12:43:14, ID: 1800324-01 OF-RW63-0218 0.11462, Description: OF-RW63-0218

Total PFOS

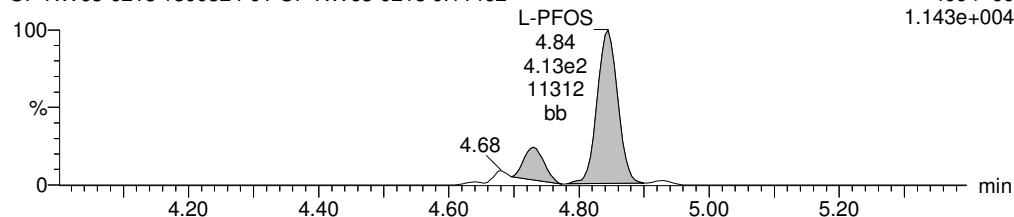
180301M1_64 Smooth(Mn,1x2)
OF-RW63-0218 1800324-01 OF-RW63-0218 0.11462

F31:MRM of 2 channels,ES-
499 > 79.9
1.757e+004



180301M1_64 Smooth(Mn,1x2)
OF-RW63-0218 1800324-01 OF-RW63-0218 0.11462

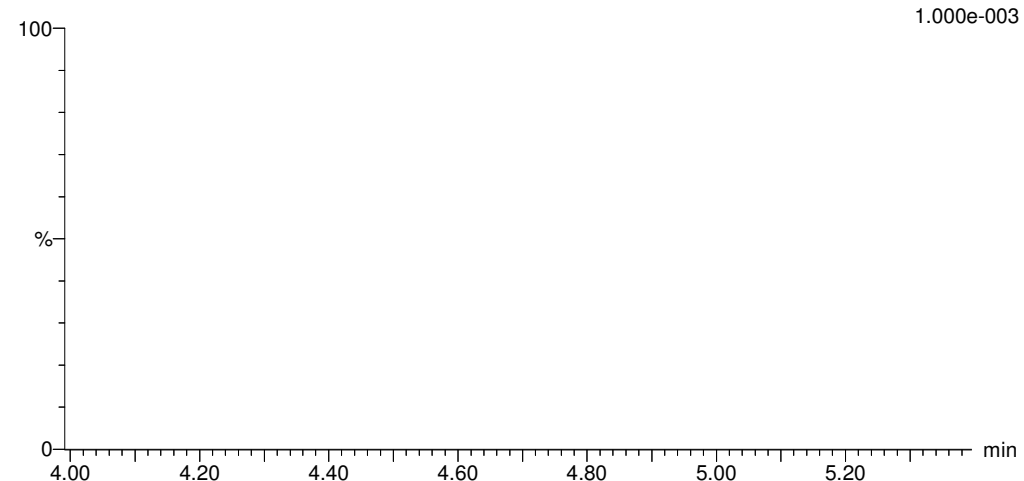
F31:MRM of 2 channels,ES-
499 > 99
1.143e+004



TCDA

180301M1_64 Smooth(Mn,1x2)
OF-RW63-0218 1800324-01 OF-RW63-0218 0.11462

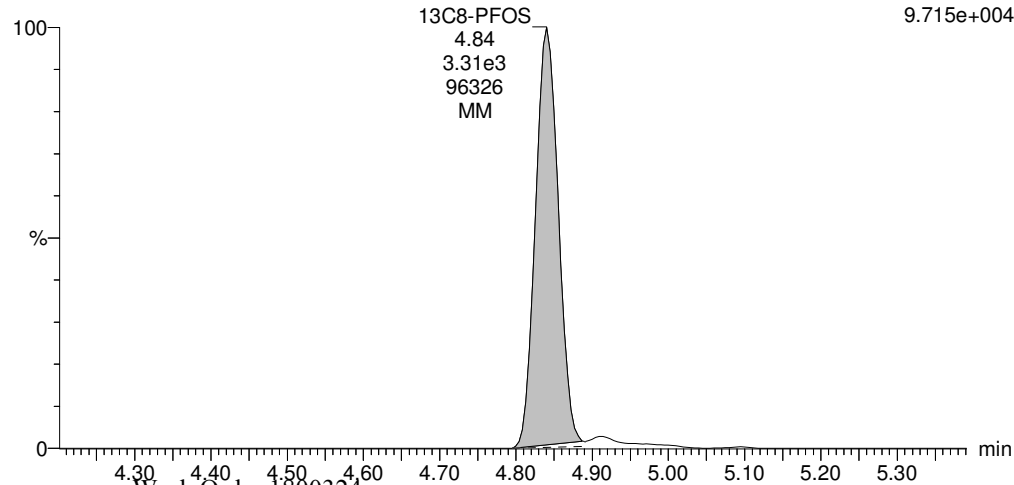
F30:MRM of 3 channels,ES-
498.3 > 106.9
1.000e-003



13C8-PFOS

180301M1_64 Smooth(Mn,1x2)
OF-RW63-0218 1800324-01 OF-RW63-0218 0.11462

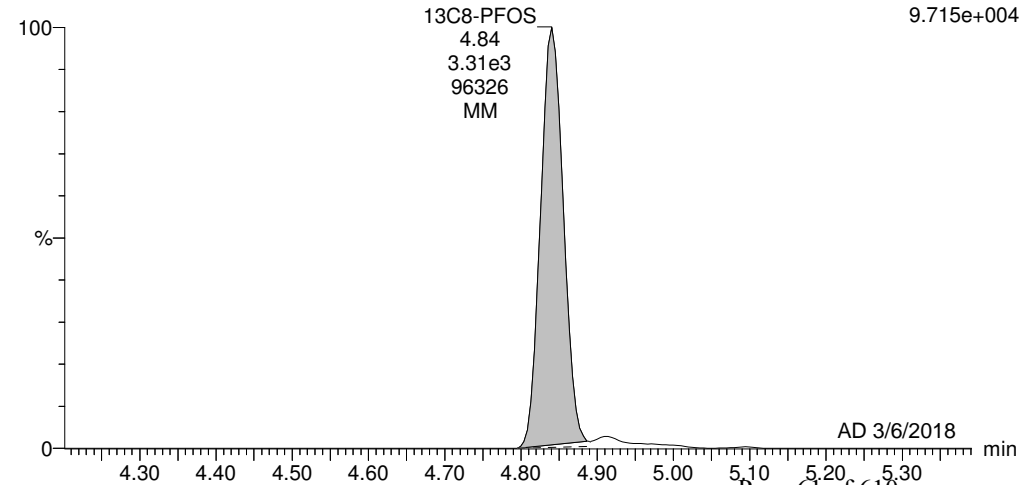
F34:MRM of 1 channel,ES-
507.0 > 79.9
9.715e+004



13C8-PFOS

180301M1_64 Smooth(Mn,1x2)
OF-RW63-0218 1800324-01 OF-RW63-0218 0.11462

F34:MRM of 1 channel,ES-
507.0 > 79.9
9.715e+004



Dataset: Z:\Projects\PFAS.PRO\Results\180301M1\180301M1-64.qld

Last Altered: Tuesday, March 06, 2018 15:36:24 Pacific Standard Time

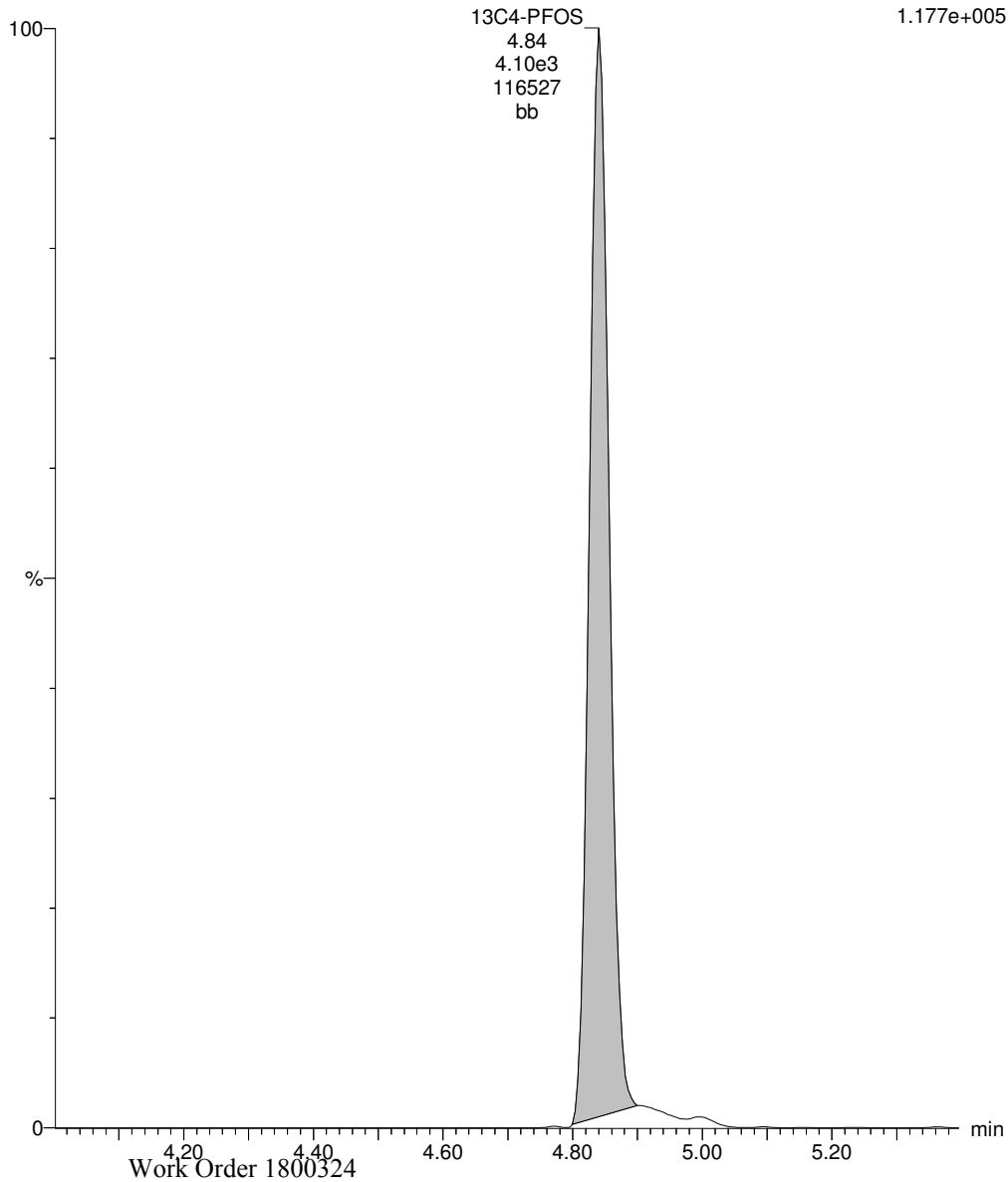
Printed: Tuesday, March 06, 2018 15:36:36 Pacific Standard Time

Name: 180301M1_64, Date: 02-Mar-2018, Time: 12:43:14, ID: 1800324-01 OF-RW63-0218 0.11462, Description: OF-RW63-0218

13C4-PFOS

180301M1_64 Smooth(Mn,1x2)
OF-RW63-0218 1800324-01 OF-RW63-0218 0.11462

F32:MRM of 1 channel,ES-
503 > 79.9
1.177e+005



Dataset: Z:\Projects\PFAS.PRO\Results\180228M1\180228M1-107.qld

Last Altered: Monday, March 05, 2018 17:06:13 Pacific Standard Time

Printed: Monday, March 05, 2018 17:06:40 Pacific Standard Time

Method: Z:\Projects\PFAS.PRO\MethDB\PFAS_FULL_80C_022718.mdb 28 Feb 2018 13:19:45

Calibration: Z:\Projects\PFAS.PRO\CurveDB\C18_VAL-PFAS_Q4_02-28-18-FULL.cdb 01 Mar 2018 12:54:21

Name: 180228M1_107, Date: 01-Mar-2018, Time: 16:50:02, ID: 1800324-02 OF-FB63-0218 0.11622, Description: OF-FB63-0218

	# Name	Trace	Area	IS Area	Wt./Vol.	RRF	Pred.RT	RT	y Axis Resp.	Conc.	%Rec
1	3 PFBS	299.0 > 79.7		1.04e3	0.116		2.60				
2	5 PFHxA	313.2 > 268.9		2.27e3	0.116		3.19				
3	7 PFHpA	363.0 > 318.9		5.55e3	0.116		3.81				
4	8 L-PFHxS	398.9 > 79.6	3.07e0	9.07e2	0.116		4.17	3.97	0.0422	1.9218	
5	11 L-PFOA	413 > 368.7		9.37e3	0.116		4.40				
6	14 PFNA	463.0 > 418.8		7.33e3	0.116		4.76				
7	18 PFDA	513 > 468.8		6.14e3	0.116		5.14				
8	21 N-MeFOSAA	570.1 > 419		3.13e3	0.116		5.29				
9	22 N-EtFOSAA	584.2 > 419		3.05e3	0.116		5.45				
10	23 PFUdA	563.0 > 518.9		6.74e3	0.116		5.46				

Dataset: Z:\Projects\PFAS.PRO\Results\180228M1\180228M1-107.qld

Last Altered: Monday, March 05, 2018 17:06:13 Pacific Standard Time

Printed: Monday, March 05, 2018 17:06:52 Pacific Standard Time

Method: Z:\Projects\PFAS.PRO\MethDB\PFAS_FULL_80C_022718.mdb 28 Feb 2018 13:19:45

Calibration: Z:\Projects\PFAS.PRO\CurveDB\C18_VAL-PFAS_Q4_02-28-18-FULL.cdb 01 Mar 2018 12:54:21

Name: 180228M1_107, Date: 01-Mar-2018, Time: 16:50:02, ID: 1800324-02 OF-FB63-0218 0.11622, Description: OF-FB63-0218

#	Name	Trace	Area	IS Area	Wt./Vol.	RRF	Pred.RT	RT	y Axis Resp.	Conc.	%Rec	
1	25	PFDa	612.9 > 569.0	6.98e3	0.116		5.74					
2	27	PFTDA	662.9 > 618.9	6.98e3	0.116		5.98					
3	28	PFTeDA	712.9 > 668.8	3.24e3	0.116		6.20					
4	36	13C3-PFBS	302. > 98.8	1.04e3	9.33e3	0.116	0.123	2.69	2.72	1.39	96.8689	90.1
5	37	13C2-PFHxA	315 > 269.8	2.27e3	9.33e3	0.116	0.712	3.19	3.21	3.04	36.7781	85.5
6	38	13C4-PFHpA	367.2 > 321.8	5.55e3	9.33e3	0.116	0.678	3.81	3.82	7.44	94.3997	87.8
7	39	18O2-PFHxS	403.0 > 102.6	9.07e2	2.79e3	0.116	0.392	3.96	3.96	4.07	89.1375	82.9
8	40	13C2-PFOA	414.9 > 369.7	9.37e3	8.00e3	0.116	1.308	4.33	4.34	14.6	96.3365	89.6
9	41	13C5-PFNA	468.2 > 422.9	7.33e3	8.29e3	0.116	0.976	4.76	4.77	11.1	97.4021	90.6
10	42	13C8-PFOSA	506.1 > 77.7	1.09e3	1.15e4	0.116	0.254	4.83	4.84	1.18	40.0482	37.2
11	43	13C8-PFOS	507.0 > 79.9	2.66e3	2.58e3	0.116	1.040	4.84	4.85	12.9	106.5514	99.1
12	44	13C2-PFDA	515.1 > 469.9	6.14e3	7.40e3	0.116	0.967	5.14	5.15	10.4	92.2512	85.8
13	45	d3-N-MeFOSAA	573.3 > 419	3.13e3	1.15e4	0.116	0.381	5.29	5.29	3.40	76.7080	71.3
14	46	d5-N-EtFOSAA	589.3 > 419	3.05e3	1.15e4	0.116	0.399	5.45	5.45	3.31	71.3844	66.4
15	47	13C2-PFUdA	565 > 519.8	6.74e3	1.15e4	0.116	0.985	5.46	5.47	7.31	63.8972	59.4
16	48	13C2-PFDoA	615.0 > 569.7	6.98e3	1.15e4	0.116	0.813	5.74	5.75	7.58	80.1945	74.6
17	49	d3-N-MeFOSA	515.2 > 168.9		1.15e4	0.116	0.124	5.84				
18	50	13C2-PFTeDA	714.8 > 669.6	3.24e3	1.15e4	0.116	0.379	6.20	6.21	3.52	79.9382	74.3
19	51	d5-N-ETFOSA	531.1 > 168.9		1.15e4	0.116	0.189	6.22				
20	52	13C2-PFHxDA	815 > 769.7	2.70e3	1.15e4	0.116	0.703	6.51	6.55	2.94	35.9620	83.6
21	53	d7-N-MeFOSE	623.1 > 58.9		1.15e4	0.116	0.157	6.31				
22	54	d9-N-EtFOSE	639.2 > 58.8		1.15e4	0.116	0.146	6.45				
23	55	13C4-PFBA	217. > 171.8	7.37e3	7.37e3	0.116	1.000	1.46	1.47	12.5	107.5546	100.0
24	56	13C5-PFHxA	318 > 272.9	9.33e3	9.33e3	0.116	1.000	3.19	3.20	12.5	107.5546	100.0
25	57	13C3-PFHxS	401.9 > 79.9	2.79e3	2.79e3	0.116	1.000	3.96	3.96	12.5	107.5546	100.0
26	58	13C8-PFOA	421.3 > 376	8.00e3	8.00e3	0.116	1.000	4.33	4.34	12.5	107.5546	100.0
27	59	13C9-PFNA	472.2 > 426.9	8.29e3	8.29e3	0.116	1.000	4.70	4.77	12.5	107.5546	100.0
28	60	13C4-PFOS	503 > 79.9	2.58e3	2.58e3	0.116	1.000	4.84	4.85	12.5	107.5546	100.0
29	61	13C6-PFDA	519.1 > 473.7	7.40e3	7.40e3	0.116	1.000	5.14	5.15	12.5	107.5546	100.0
30	62	13C7-PFUdA	570.1 > 524.8	1.15e4	1.15e4	0.116	1.000	5.46	5.47	12.5	107.5546	100.0
31	63	Total PFHxS	398.9 > 79.6	3.07e0	9.07e2	0.116		3.85		0.0422	1.9218	
32	64	Total PFOA	413 > 368.7	0.00e0	9.37e3	0.116		4.21		0.000		

Dataset: Z:\Projects\PFAS.PRO\Results\180228M1\180228M1-107.qld

Last Altered: Monday, March 05, 2018 17:06:13 Pacific Standard Time

Printed: Monday, March 05, 2018 17:06:52 Pacific Standard Time

Name: 180228M1_107, Date: 01-Mar-2018, Time: 16:50:02, ID: 1800324-02 OF-FB63-0218 0.11622, Description: OF-FB63-0218

	# Name	Trace	Area	IS Area	Wt./Vol.	RRF	Pred.RT	RT	y Axis Resp.	Conc.	%Rec
33	65 Total PFOS	499 > 79.9	0.00e0	2.66e3	0.116		4.73		0.000		
34	66 Total N-MeFOSAA	570.1 > 419	0.00e0	3.13e3	0.116		5.29		0.000		
35	67 Total N-EtFOSAA	584.2 > 419	0.00e0	3.05e3	0.116		5.45		0.000		

Dataset: Z:\Projects\PFAS.PRO\Results\180228M1\180228M1-107.qld

Last Altered: Monday, March 05, 2018 17:06:13 Pacific Standard Time

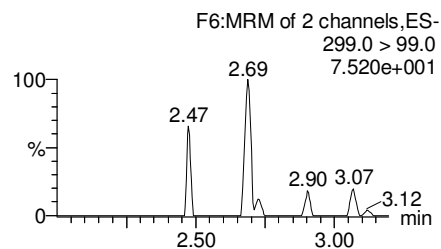
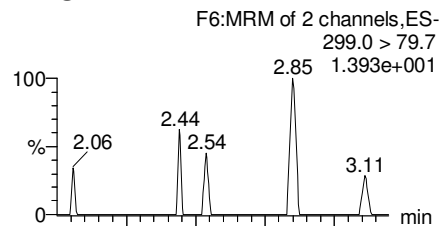
Printed: Monday, March 05, 2018 17:06:52 Pacific Standard Time

Method: Z:\Projects\PFAS.PRO\MethDB\PFAS_FULL_80C_022718.mdb 28 Feb 2018 13:19:45

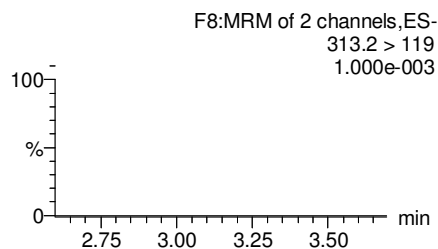
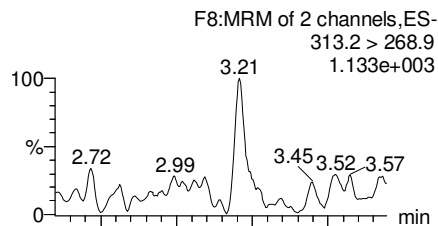
Calibration: Z:\Projects\PFAS.PRO\CurveDB\C18_VAL-PFAS_Q4_02-28-18-FULL.cdb 01 Mar 2018 12:54:21

Name: 180228M1_107, Date: 01-Mar-2018, Time: 16:50:02, ID: 1800324-02 OF-FB63-0218 0.11622, Description: OF-FB63-0218

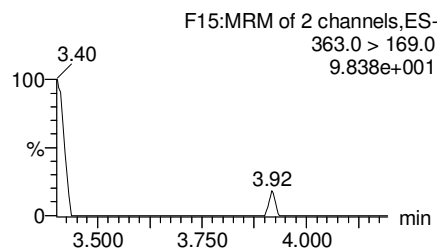
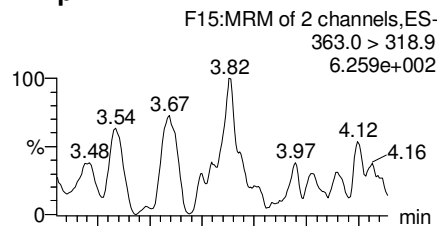
PFBS



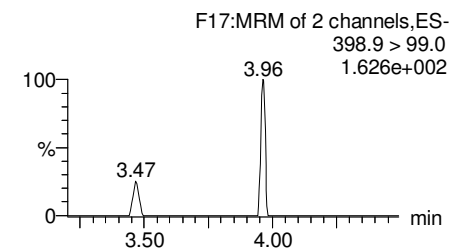
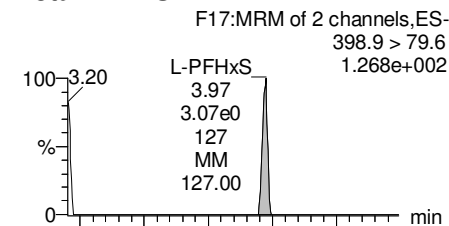
PFHxA



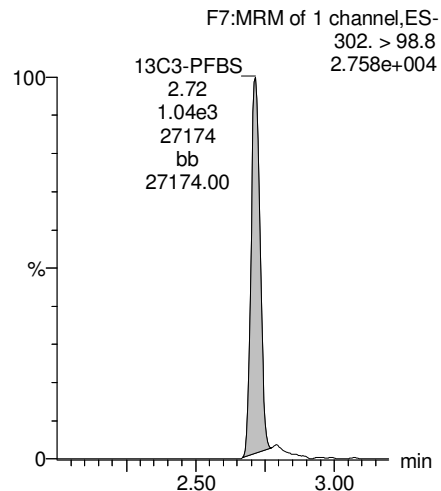
PFHpA



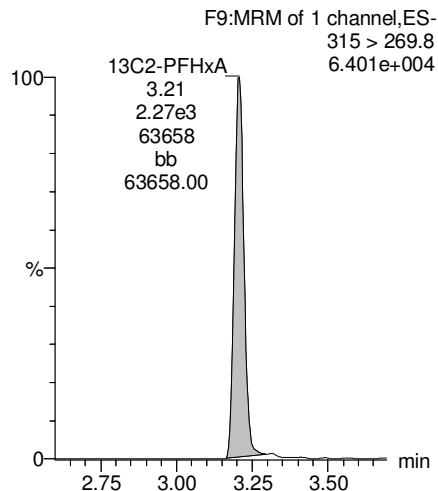
Total PFHxS



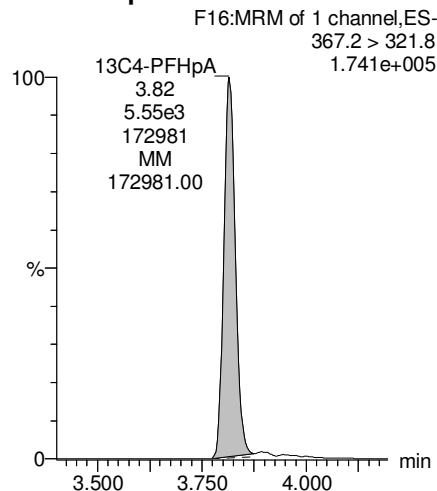
13C3-PFBS



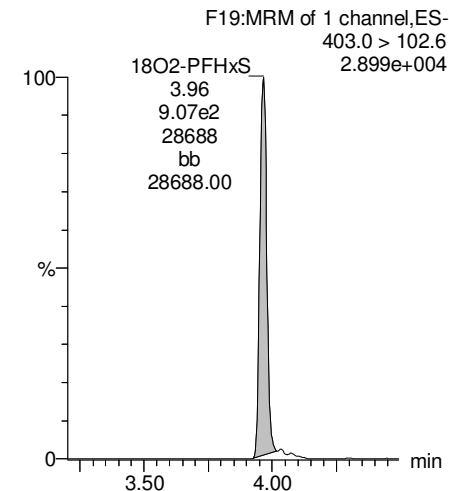
13C2-PFHxA



13C4-PFHpA



18O2-PFHxS



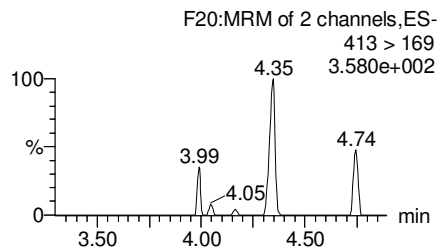
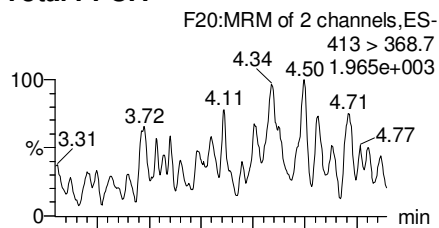
Dataset: Z:\Projects\PFAS.PRO\Results\180228M1\180228M1-107.qld

Last Altered: Monday, March 05, 2018 17:06:13 Pacific Standard Time

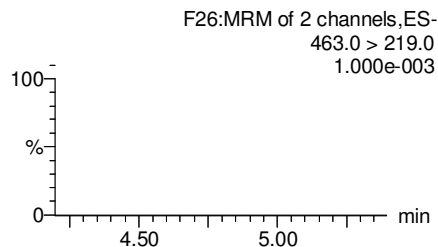
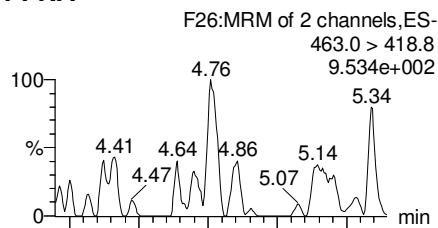
Printed: Monday, March 05, 2018 17:06:52 Pacific Standard Time

Name: 180228M1_107, Date: 01-Mar-2018, Time: 16:50:02, ID: 1800324-02 OF-FB63-0218 0.11622, Description: OF-FB63-0218

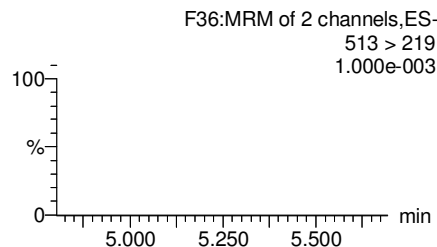
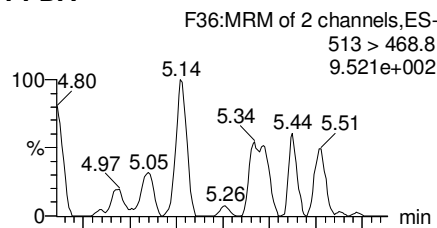
Total PFOA



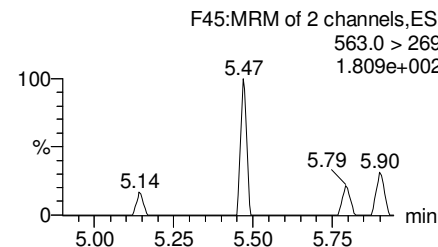
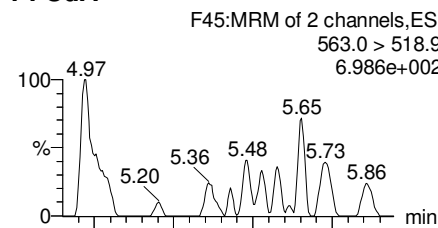
PFNA



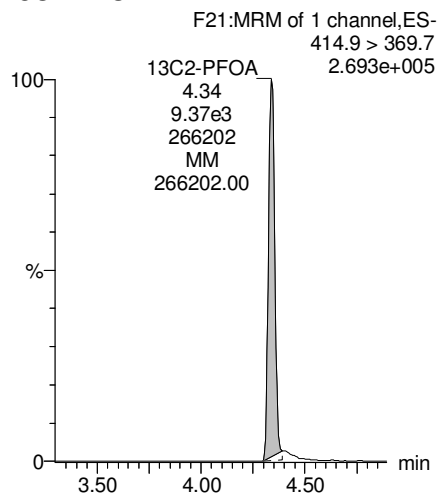
PFDA



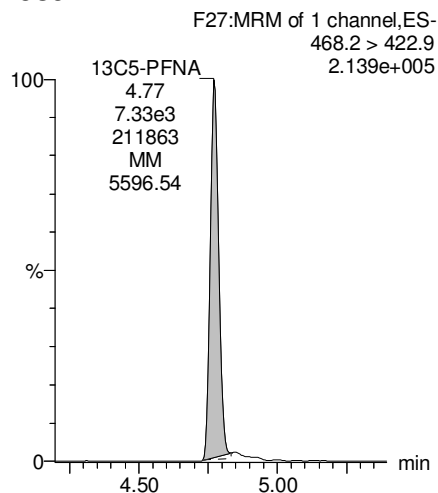
PFUdA



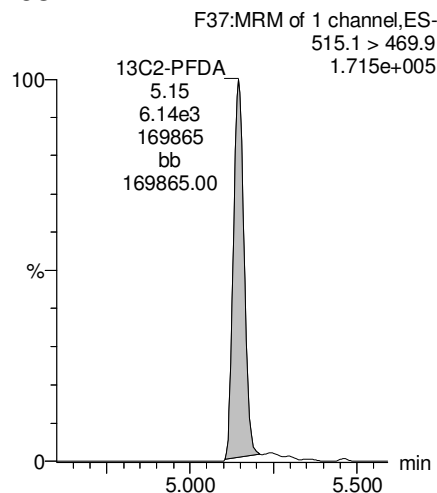
13C2-PFOA



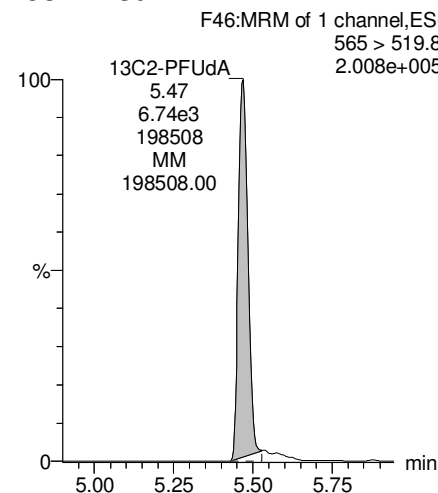
13C5-PFNA



13C2-PFDA



13C2-PFUdA



Dataset: Z:\Projects\PFAS.PRO\Results\180228M1\180228M1-107.qld

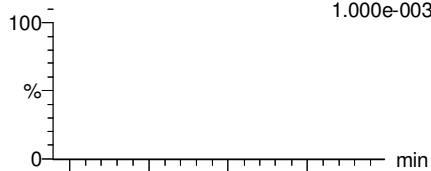
Last Altered: Monday, March 05, 2018 17:06:13 Pacific Standard Time

Printed: Monday, March 05, 2018 17:06:52 Pacific Standard Time

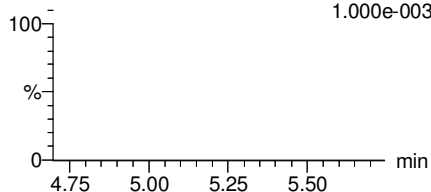
Name: 180228M1_107, Date: 01-Mar-2018, Time: 16:50:02, ID: 1800324-02 OF-FB63-0218 0.11622, Description: OF-FB63-0218

N-MeFOSAA

F47:MRM of 2 channels,ES-
570.1 > 419
1.000e-003

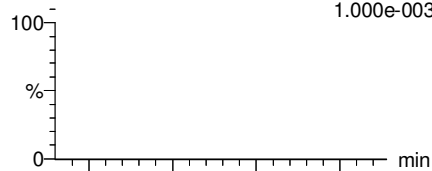


F47:MRM of 2 channels,ES-
570.1 > 483.0
1.000e-003

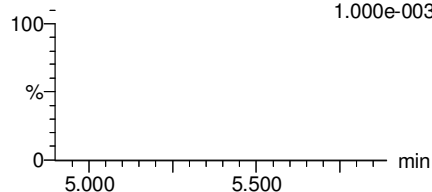


N-EtFOSAA

F50:MRM of 2 channels,ES-
584.2 > 419
1.000e-003

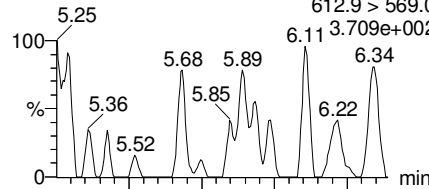


F50:MRM of 2 channels,ES-
584.2 > 483.0
1.000e-003

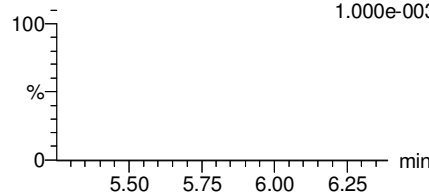


PFDaA

F53:MRM of 4 channels,ES-
612.9 > 569.0
3.709e+002

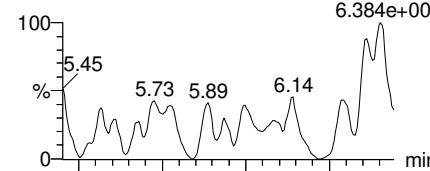


F53:MRM of 4 channels,ES-
612.9 > 318.8
1.000e-003

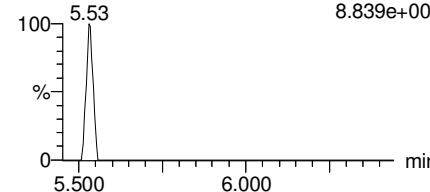


PFTrDA

F59:MRM of 2 channels,ES-
662.9 > 618.9
6.384e+002

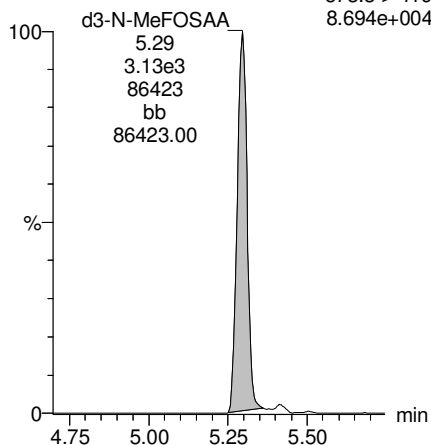


F59:MRM of 2 channels,ES-
662.9 > 319
8.839e+001



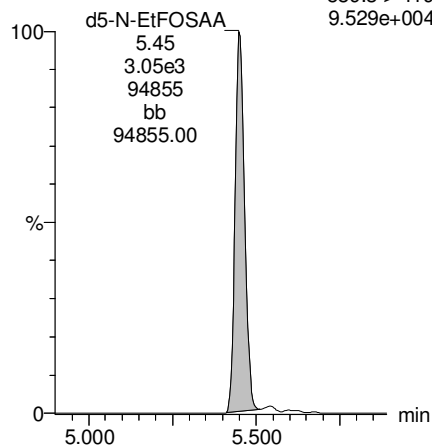
d3-N-MeFOSAA

F49:MRM of 1 channel,ES-
573.3 > 419
8.694e+004



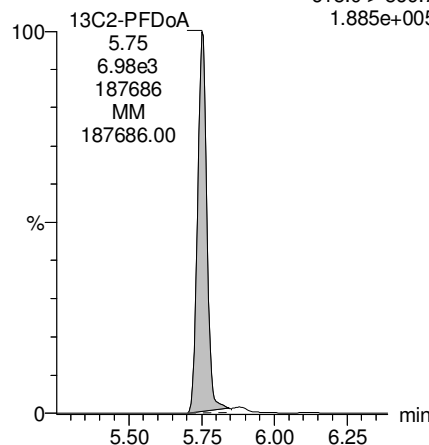
d5-N-EtFOSAA

F51:MRM of 1 channel,ES-
589.3 > 419
9.529e+004



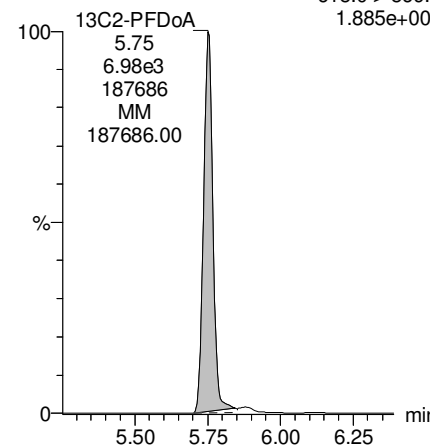
13C2-PFDaA

F54:MRM of 2 channels,ES-
615.0 > 569.7
1.885e+005



13C2-PFDaA

F54:MRM of 2 channels,ES-
615.0 > 569.7
1.885e+005



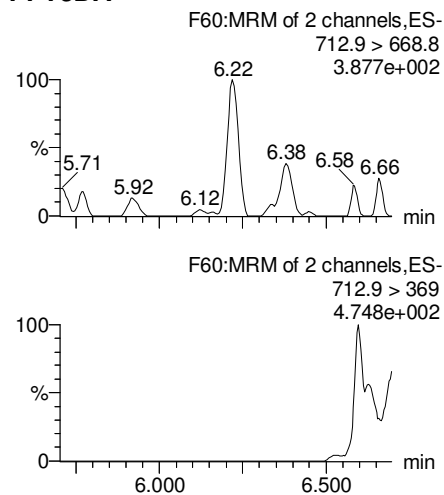
Dataset: Z:\Projects\PFAS.PRO\Results\180228M1\180228M1-107.qld

Last Altered: Monday, March 05, 2018 17:06:13 Pacific Standard Time

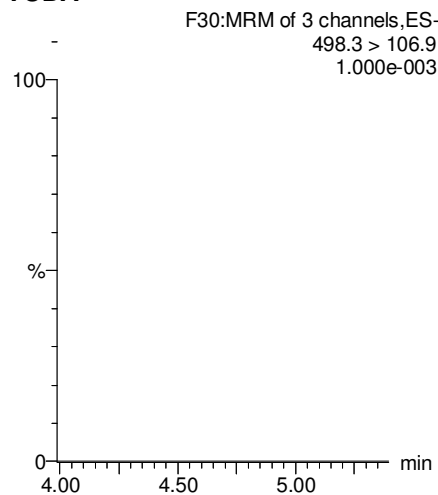
Printed: Monday, March 05, 2018 17:06:52 Pacific Standard Time

Name: 180228M1_107, Date: 01-Mar-2018, Time: 16:50:02, ID: 1800324-02 OF-FB63-0218 0.11622, Description: OF-FB63-0218

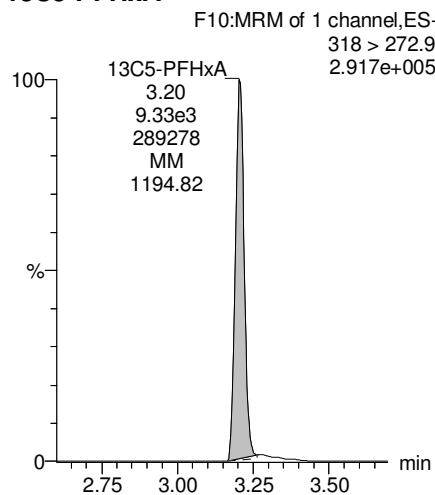
PFTeDA



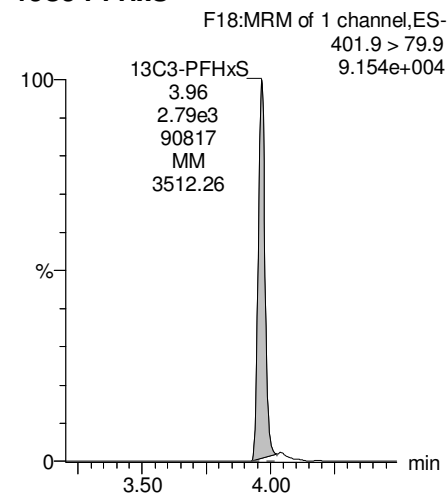
TCDA



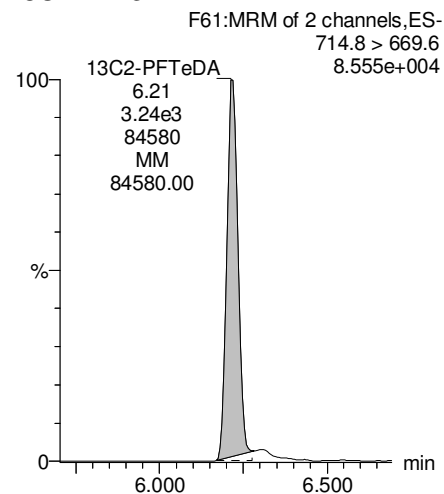
13C5-PFHxA



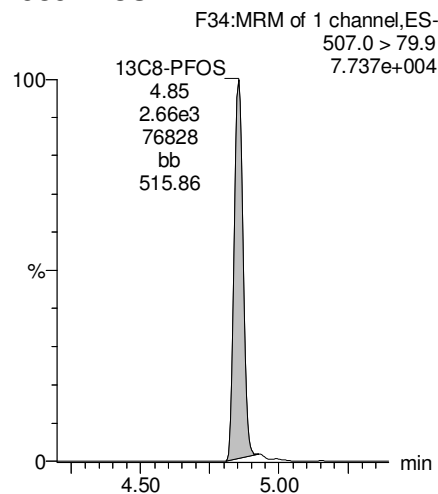
13C3-PFHxS



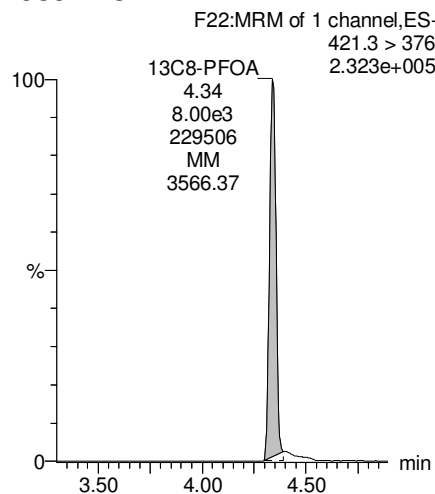
13C2-PFTeDA



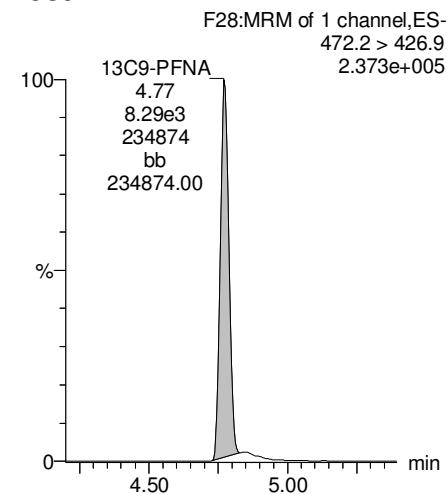
13C8-PFOS



13C8-PFOA



13C9-PFNA



Dataset: Z:\Projects\PFAS.PRO\Results\180228M1\180228M1-107.qld

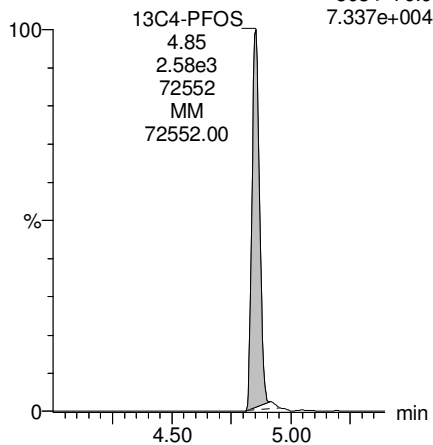
Last Altered: Monday, March 05, 2018 17:06:13 Pacific Standard Time

Printed: Monday, March 05, 2018 17:06:52 Pacific Standard Time

Name: 180228M1_107, Date: 01-Mar-2018, Time: 16:50:02, ID: 1800324-02 OF-FB63-0218 0.11622, Description: OF-FB63-0218

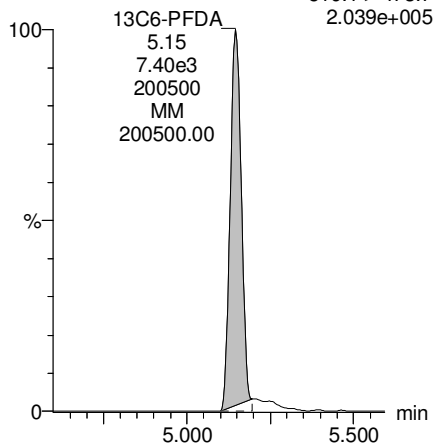
13C4-PFOS

F32:MRM of 1 channel,ES-
503 > 79.9
7.337e+004



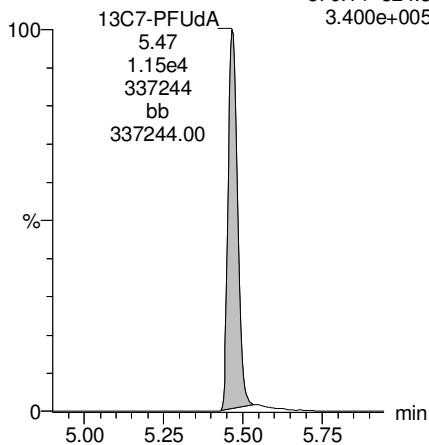
13C6-PFDA

F39:MRM of 1 channel,ES-
519.1 > 473.7
2.039e+005



13C7-PFUdA

F48:MRM of 1 channel,ES-
570.1 > 524.8
3.400e+005



Dataset: Z:\Projects\PFAS.PRO\Results\180301M1\180301M1-68.qld

Last Altered: Tuesday, March 06, 2018 15:38:32 Pacific Standard Time

Printed: Tuesday, March 06, 2018 15:38:45 Pacific Standard Time

Method: Z:\Projects\PFAS.pro\MethDB\PFAS_FULL_80C_022718.mdb 28 Feb 2018 13:19:45

Calibration: Z:\Projects\PFAS.PRO\CurveDB\C18_VAL-PFAS_Q4_03-01-18-FULL.cdb 05 Mar 2018 08:17:35

Name: 180301M1_68, Date: 02-Mar-2018, Time: 13:29:10, ID: 1800324-02 OF-FB63-0218 0.11622, Description: OF-FB63-0218

	# Name	Trace	Area	IS Area	Wt./Vol.	RRF	Pred.RT	RT	y Axis Resp.	Conc.	%Rec
1	16 L-PFOS	499 > 79.9		2.69e3	0.1162		4.90				
2	43 13C8-PFOS	507.0 > 79.9	2.69e3	2.80e3	0.1162	1.053	4.84	4.84	12.0	98.1	91.2
3	60 13C4-PFOS	503 > 79.9	2.80e3	2.80e3	0.1162	1.000	4.84	4.84	12.5	108	100.0
4	65 Total PFOS	499 > 79.9	0.00e0	2.69e3	0.1162		4.73		0.000		

Dataset: Z:\Projects\PFAS.PRO\Results\180301M1\180301M1-68.qld

Last Altered: Tuesday, March 06, 2018 15:38:32 Pacific Standard Time

Printed: Tuesday, March 06, 2018 15:38:45 Pacific Standard Time

Method: Z:\Projects\PFAS.pro\MethDB\PFAS_FULL_80C_022718.mdb 28 Feb 2018 13:19:45

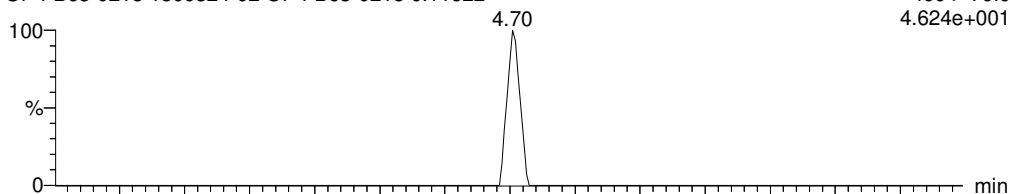
Calibration: Z:\Projects\PFAS.PRO\CurveDB\C18_VAL-PFAS_Q4_03-01-18-FULL.cdb 05 Mar 2018 08:17:35

Name: 180301M1_68, Date: 02-Mar-2018, Time: 13:29:10, ID: 1800324-02 OF-FB63-0218 0.11622, Description: OF-FB63-0218

Total PFOS

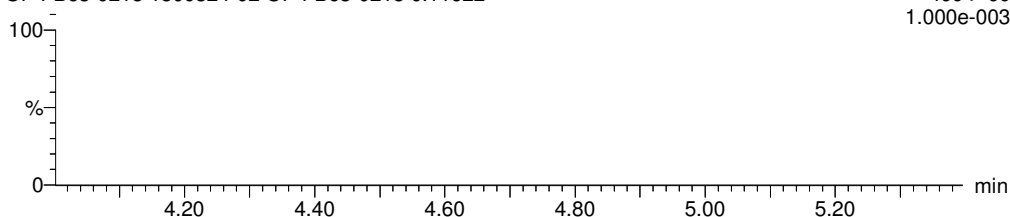
180301M1_68 Smooth(Mn,1x2)
OF-FB63-0218 1800324-02 OF-FB63-0218 0.11622

F31:MRM of 2 channels,ES-
499 > 79.9
4.624e+001



180301M1_68 Smooth(Mn,1x2)
OF-FB63-0218 1800324-02 OF-FB63-0218 0.11622

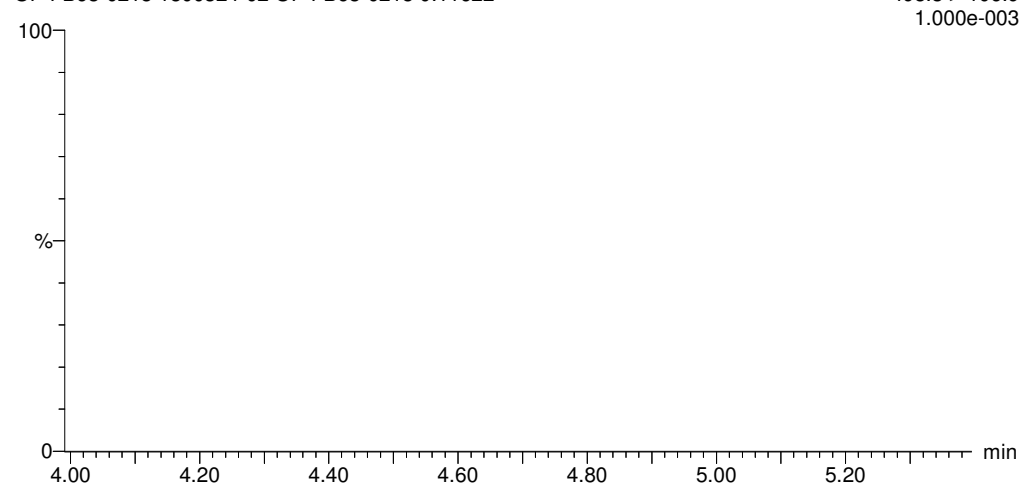
F31:MRM of 2 channels,ES-
499 > 99
1.000e-003



TCDA

180301M1_68 Smooth(Mn,1x2)
OF-FB63-0218 1800324-02 OF-FB63-0218 0.11622

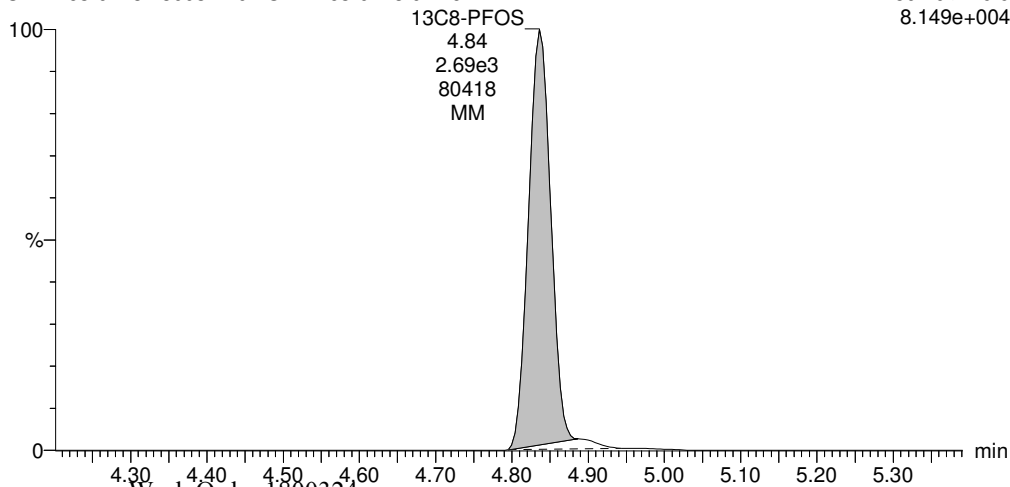
F30:MRM of 3 channels,ES-
498.3 > 106.9
1.000e-003



13C8-PFOS

180301M1_68 Smooth(Mn,1x2)
OF-FB63-0218 1800324-02 OF-FB63-0218 0.11622

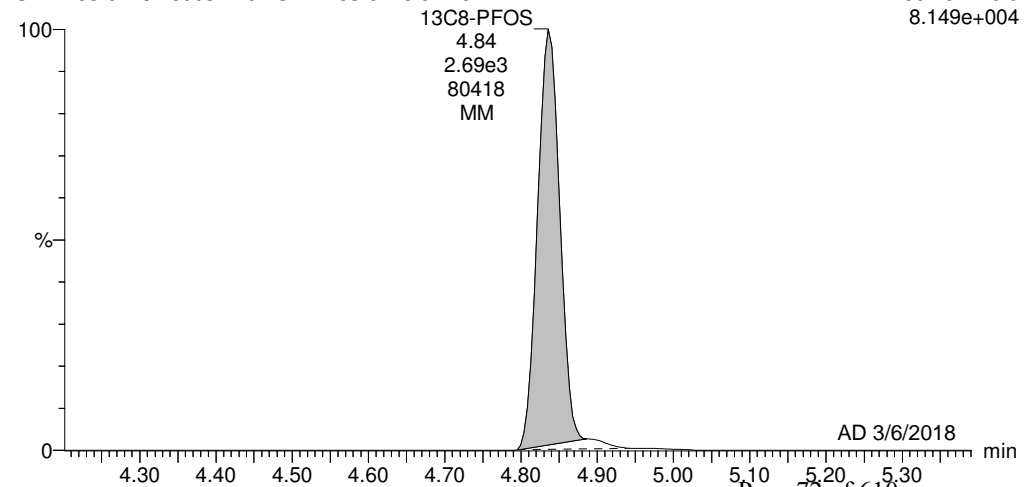
F34:MRM of 1 channel,ES-
507.0 > 79.9
8.149e+004



13C8-PFOS

180301M1_68 Smooth(Mn,1x2)
OF-FB63-0218 1800324-02 OF-FB63-0218 0.11622

F34:MRM of 1 channel,ES-
507.0 > 79.9
8.149e+004



Dataset: Z:\Projects\PFAS.PRO\Results\180301M1\180301M1-68.qld

Last Altered: Tuesday, March 06, 2018 15:38:32 Pacific Standard Time

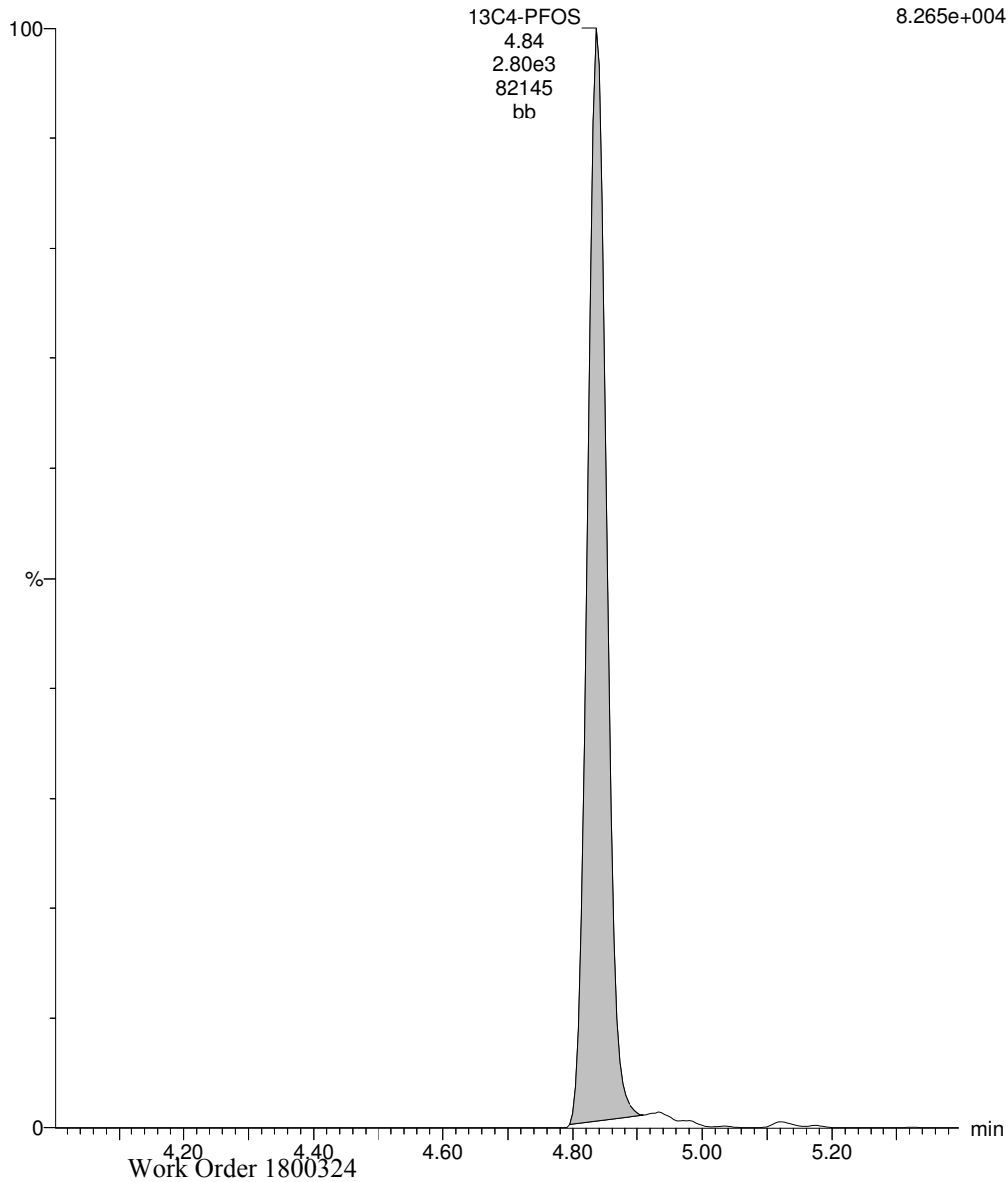
Printed: Tuesday, March 06, 2018 15:38:45 Pacific Standard Time

Name: 180301M1_68, Date: 02-Mar-2018, Time: 13:29:10, ID: 1800324-02 OF-FB63-0218 0.11622, Description: OF-FB63-0218

13C4-PFOS

180301M1_68 Smooth(Mn,1x2)
OF-FB63-0218 1800324-02 OF-FB63-0218 0.11622

F32:MRM of 1 channel,ES-
503 > 79.9
8.265e+004



Dataset: Z:\Projects\PFAS.PRO\Results\180228M1\180228M1-111.qld

Last Altered: Monday, March 12, 2018 10:46:37 Pacific Daylight Time

Printed: Monday, March 12, 2018 10:47:11 Pacific Daylight Time

Method: Z:\Projects\PFAS.pro\MethDB\PFAS_FULL_80C_022718.mdb 28 Feb 2018 13:19:45

Calibration: Z:\Projects\PFAS.pro\CurveDB\C18_VAL-PFAS_Q4_02-28-18-FULL.cdb 01 Mar 2018 12:54:21

Name: 180228M1_111, Date: 01-Mar-2018, Time: 17:35:51, ID: 1800324-03 OF-RW23-0218 0.11311, Description: OF-RW23-0218

	# Name	Trace	Area	IS Area	Wt./Vol.	RRF	Pred.RT	RT	y Axis Resp.	Conc.	%Rec
1	3 PFBS	299.0 > 79.7		1.29e3	0.113		2.60				
2	5 PFHxA	313.2 > 268.9		2.45e3	0.113		3.19				
3	7 PFHpA	363.0 > 318.9		6.50e3	0.113		3.81				
4	8 L-PFHxS	398.9 > 79.6		9.67e2	0.113		4.17				
5	11 L-PFOA	413 > 368.7	4.81e2	9.54e3	0.113		4.40	4.34	0.630	4.2854	
6	14 PFNA	463.0 > 418.8		8.84e3	0.113		4.76				
7	18 PFDA	513 > 468.8		8.42e3	0.113		5.14				
8	21 N-MeFOSAA	570.1 > 419		3.33e3	0.113		5.29				
9	22 N-EtFOSAA	584.2 > 419		3.70e3	0.113		5.45				
10	23 PFUdA	563.0 > 518.9		9.10e3	0.113		5.46				

Dataset: Z:\Projects\PFAS.PRO\Results\180228M1\180228M1-111.qld

Last Altered: Monday, March 12, 2018 10:46:37 Pacific Daylight Time

Printed: Monday, March 12, 2018 10:47:27 Pacific Daylight Time

Method: Z:\Projects\PFAS.pro\MethDB\PFAS_FULL_80C_022718.mdb 28 Feb 2018 13:19:45

Calibration: Z:\Projects\PFAS.pro\CurveDB\C18_VAL-PFAS_Q4_02-28-18-FULL.cdb 01 Mar 2018 12:54:21

Name: 180228M1_111, Date: 01-Mar-2018, Time: 17:35:51, ID: 1800324-03 OF-RW23-0218 0.11311, Description: OF-RW23-0218

#	Name	Trace	Area	IS Area	Wt./Vol.	RRF	Pred.RT	RT	y Axis Resp.	Conc.	%Rec
1	25 PFDa	612.9 > 569.0		7.53e3	0.113		5.74				
2	27 PFTDA	662.9 > 618.9		7.53e3	0.113		5.98				
3	28 PFTeDA	712.9 > 668.8		3.77e3	0.113		6.20				
4	36 13C3-PFBS	302. > 98.8	1.29e3	9.53e3	0.113	0.123	2.69	2.71	1.69	121.1321	109.6
5	37 13C2-PFHxA	315 > 269.8	2.45e3	9.53e3	0.113	0.712	3.19	3.20	3.22	39.9919	90.5
6	38 13C4-PFHpA	367.2 > 321.8	6.50e3	9.53e3	0.113	0.678	3.81	3.81	8.53	111.2732	100.7
7	39 18O2-PFHxS	403.0 > 102.6	9.67e2	2.96e3	0.113	0.392	3.96	3.96	4.08	92.0069	83.3
8	40 13C2-PFOA	414.9 > 369.7	9.54e3	8.84e3	0.113	1.308	4.33	4.34	13.5	91.1896	82.5
9	41 13C5-PFNA	468.2 > 422.9	8.84e3	1.06e4	0.113	0.976	4.76	4.77	10.4	94.4030	85.4
10	42 13C8-PFOA	506.1 > 77.7	1.50e3	1.11e4	0.113	0.254	4.83	4.84	1.69	58.6126	53.0
11	43 13C8-PFOS	507.0 > 79.9	2.76e3	2.93e3	0.113	1.040	4.84	4.85	11.8	100.2482	90.7
12	44 13C2-PFDA	515.1 > 469.9	8.42e3	9.84e3	0.113	0.967	5.14	5.15	10.7	97.7559	88.5
13	45 d3-N-MeFOSAA	573.3 > 419	3.33e3	1.11e4	0.113	0.381	5.29	5.29	3.76	87.1098	78.8
14	46 d5-N-EtFOSAA	589.3 > 419	3.70e3	1.11e4	0.113	0.399	5.45	5.45	4.18	92.6635	83.8
15	47 13C2-PFUdA	565 > 519.8	9.10e3	1.11e4	0.113	0.985	5.46	5.47	10.3	92.1232	83.4
16	48 13C2-PFDoA	615.0 > 569.7	7.53e3	1.11e4	0.113	0.813	5.74	5.75	8.49	92.3186	83.5
17	49 d3-N-MeFOSA	515.2 > 168.9		1.11e4	0.113	0.124	5.84				
18	50 13C2-PFTeDA	714.8 > 669.6	3.77e3	1.11e4	0.113	0.379	6.20	6.22	4.25	99.1743	89.7
19	51 d5-N-ETFOSA	531.1 > 168.9		1.11e4	0.113	0.189	6.22				
20	52 13C2-PFHxDA	815 > 769.7	2.78e3	1.11e4	0.113	0.703	6.51	6.55	3.14	39.4609	89.3
21	53 d7-N-MeFOSE	623.1 > 58.9		1.11e4	0.113	0.157	6.31				
22	54 d9-N-EtFOSE	639.2 > 58.8		1.11e4	0.113	0.146	6.45				
23	55 13C4-PFBA	217. > 171.8	7.77e3	7.77e3	0.113	1.000	1.46	1.48	12.5	110.5119	100.0
24	56 13C5-PFHxA	318 > 272.9	9.53e3	9.53e3	0.113	1.000	3.19	3.20	12.5	110.5119	100.0
25	57 13C3-PFHxS	401.9 > 79.9	2.96e3	2.96e3	0.113	1.000	3.96	3.96	12.5	110.5119	100.0
26	58 13C8-PFOA	421.3 > 376	8.84e3	8.84e3	0.113	1.000	4.33	4.34	12.5	110.5119	100.0
27	59 13C9-PFNA	472.2 > 426.9	1.06e4	1.06e4	0.113	1.000	4.70	4.77	12.5	110.5119	100.0
28	60 13C4-PFOS	503 > 79.9	2.93e3	2.93e3	0.113	1.000	4.84	4.85	12.5	110.5119	100.0
29	61 13C6-PFDA	519.1 > 473.7	9.84e3	9.84e3	0.113	1.000	5.14	5.15	12.5	110.5119	100.0
30	62 13C7-PFUdA	570.1 > 524.8	1.11e4	1.11e4	0.113	1.000	5.46	5.47	12.5	110.5119	100.0
31	63 Total PFHxS	398.9 > 79.6	0.00e0	9.67e2	0.113		3.85		0.000		
32	64 Total PFOA	413 > 368.7	5.90e2	9.54e3	0.113		4.21		0.630	4.2854	GM for AD 3/12/2018

Dataset: Z:\Projects\PFAS.PRO\Results\180228M1\180228M1-111.qld

Last Altered: Monday, March 12, 2018 10:46:37 Pacific Daylight Time

Printed: Monday, March 12, 2018 10:47:27 Pacific Daylight Time

Name: 180228M1_111, Date: 01-Mar-2018, Time: 17:35:51, ID: 1800324-03 OF-RW23-0218 0.11311, Description: OF-RW23-0218

	# Name	Trace	Area	IS Area	Wt./Vol.	RRF	Pred.RT	RT	y Axis Resp.	Conc.	%Rec
33	66 Total N-MeFOSAA	570.1 > 419	0.00e0	3.33e3	0.113		5.29		0.000		
34	67 Total N-EtFOSAA	584.2 > 419	0.00e0	3.70e3	0.113		5.45		0.000		

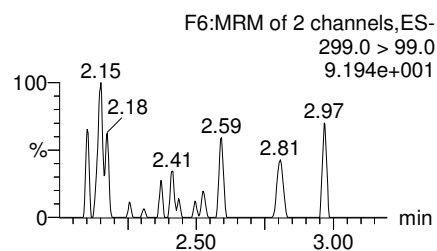
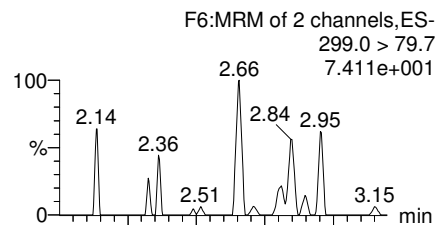
Dataset: Z:\Projects\PFAS.PRO\Results\180228M1\180228M1-111.qld

Last Altered: Monday, March 12, 2018 10:46:37 Pacific Daylight Time
Printed: Monday, March 12, 2018 10:47:27 Pacific Daylight Time


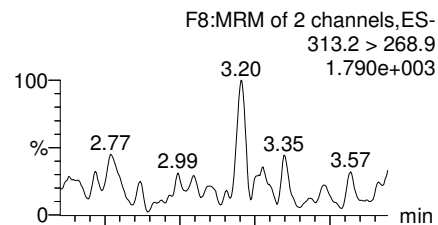
Method: Z:\Projects\PFAS.pro\MethDB\PFAS_FULL_80C_022718.mdb 28 Feb 2018 13:19:45
Calibration: Z:\Projects\PFAS.pro\CurveDB\C18_VAL-PFAS_Q4_02-28-18-FULL.cdb 01 Mar 2018 12:54:21

Name: 180228M1_111, Date: 01-Mar-2018, Time: 17:35:51, ID: 1800324-03 OF-RW23-0218 0.11311, Description: OF-RW23-0218

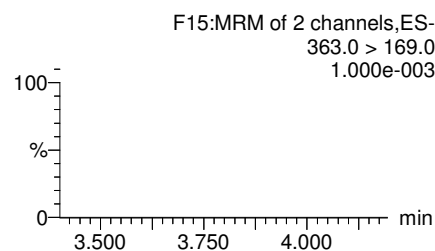
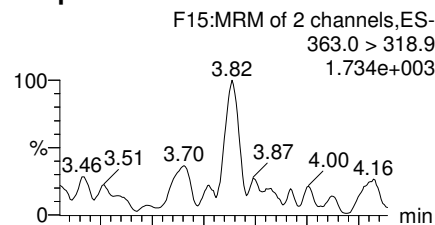
PFBS



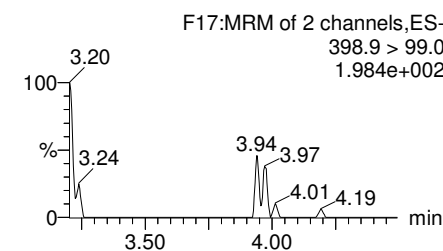
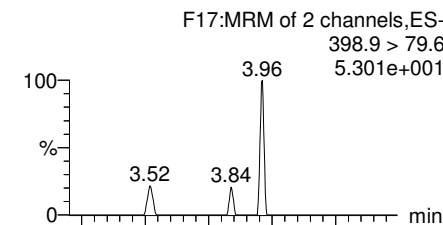
PFHxA



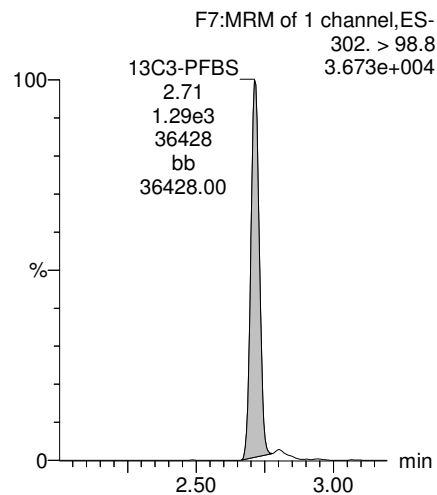
PFHpA



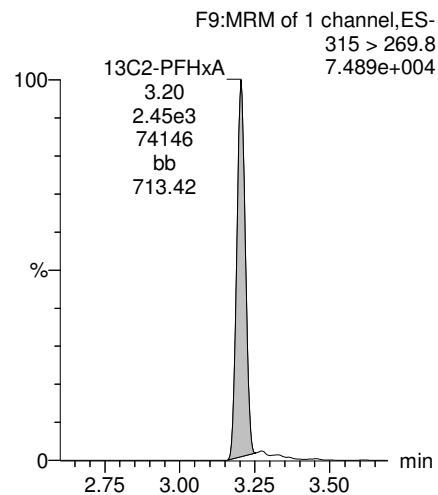
Total PFHxS



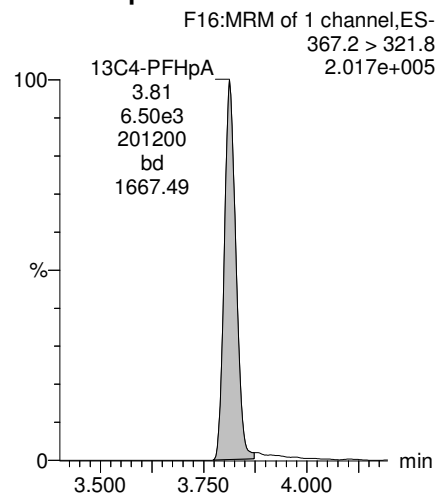
13C3-PFBS



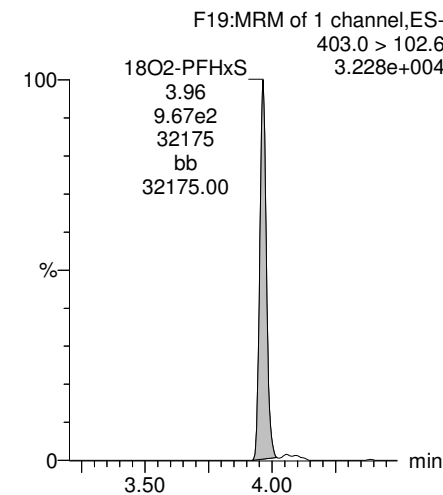
13C2-PFHxA



13C4-PFHpA



18O2-PFHxS

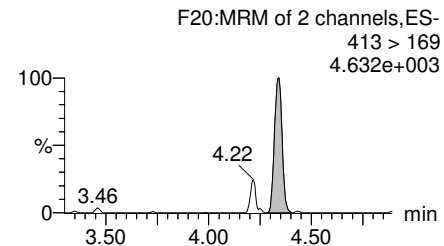
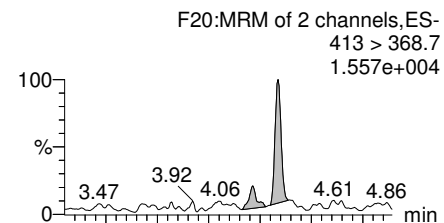


Dataset: Z:\Projects\PFAS.PRO\Results\180228M1\180228M1-111.qld

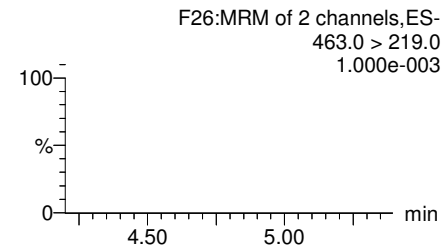
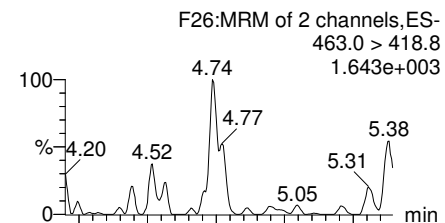
Last Altered: Monday, March 12, 2018 10:46:37 Pacific Daylight Time
Printed: Monday, March 12, 2018 10:47:27 Pacific Daylight Time

Name: 180228M1_111, Date: 01-Mar-2018, Time: 17:35:51, ID: 1800324-03 OF-RW23-0218 0.11311, Description: OF-RW23-0218

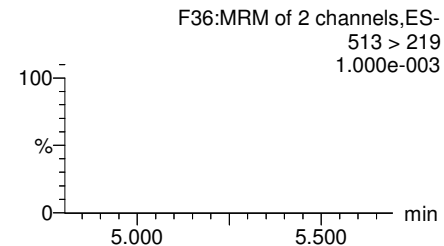
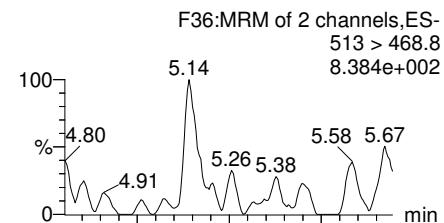
Total PFOA



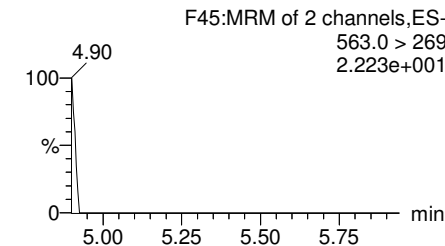
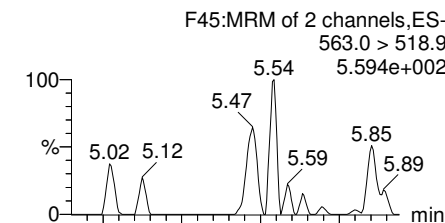
PFNA



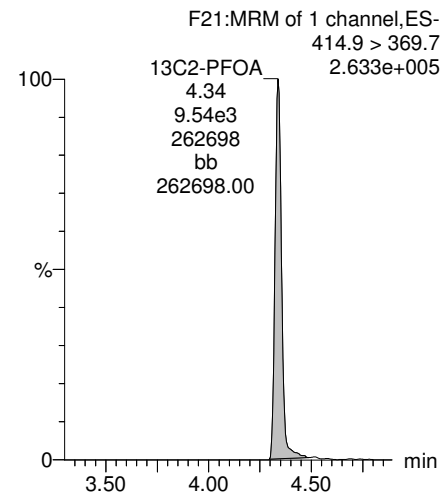
PFDA



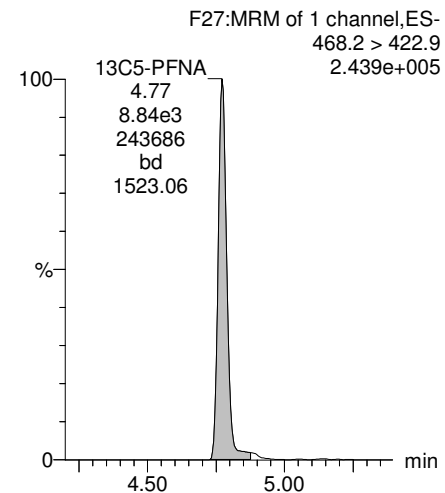
PFUdA



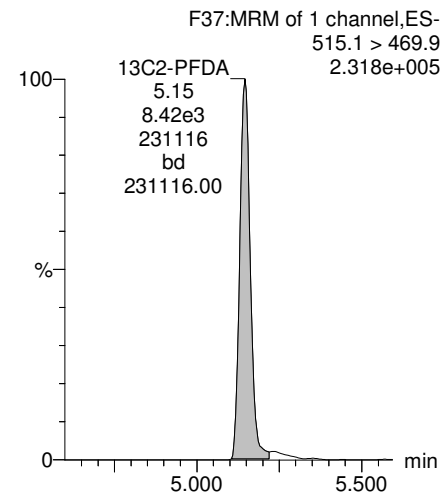
13C2-PFOA



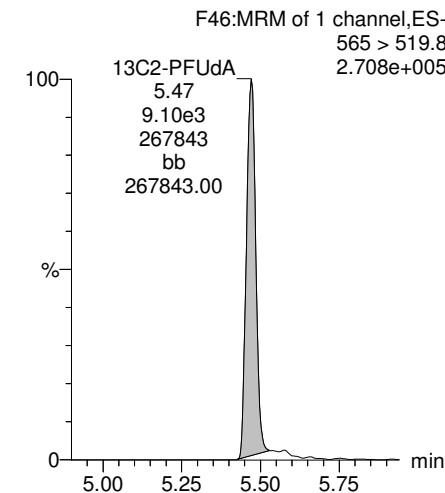
13C5-PFNA



13C2-PFDA



13C2-PFUdA

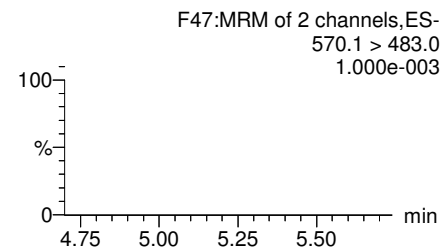
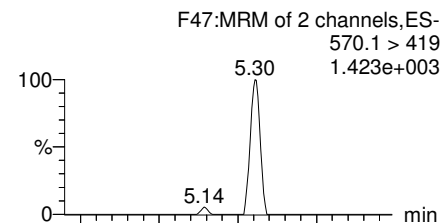


Dataset: Z:\Projects\PFAS.PRO\Results\180228M1\180228M1-111.qld

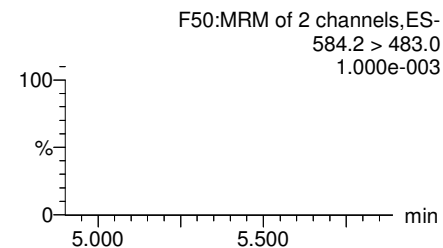
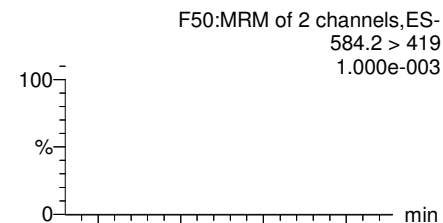
Last Altered: Monday, March 12, 2018 10:46:37 Pacific Daylight Time
Printed: Monday, March 12, 2018 10:47:27 Pacific Daylight Time

Name: 180228M1_111, Date: 01-Mar-2018, Time: 17:35:51, ID: 1800324-03 OF-RW23-0218 0.11311, Description: OF-RW23-0218

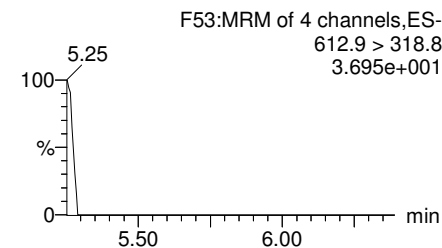
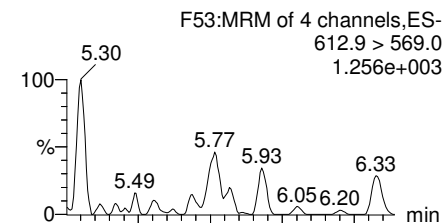
N-MeFOSAA



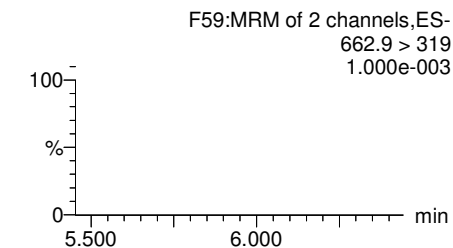
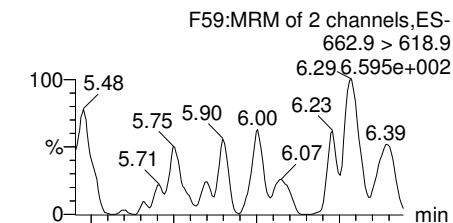
N-EtFOSAA



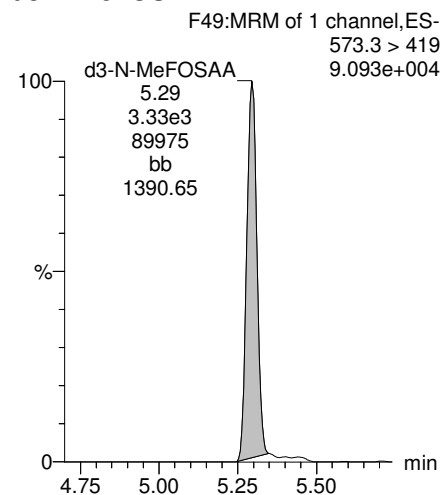
PFDaA



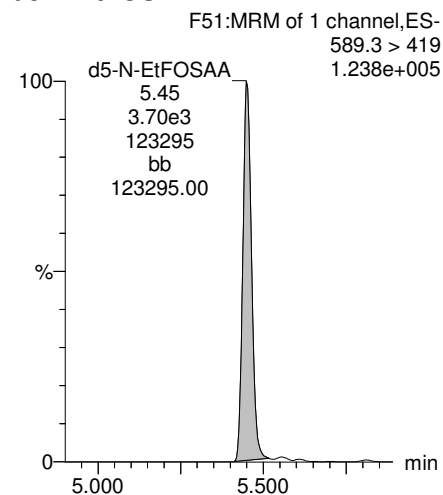
PFTrDA



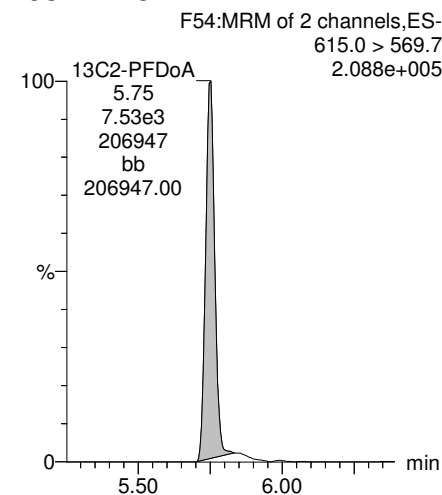
d3-N-MeFOSAA



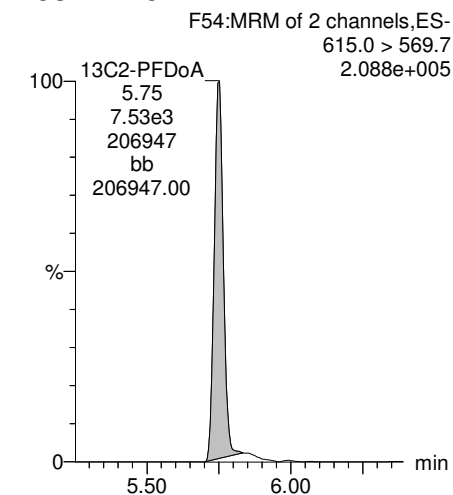
d5-N-EtFOSAA



13C2-PFDaA



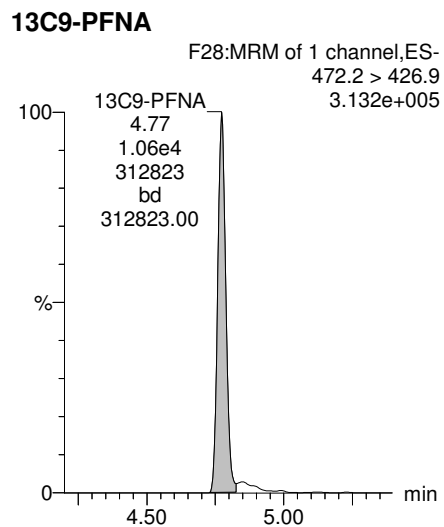
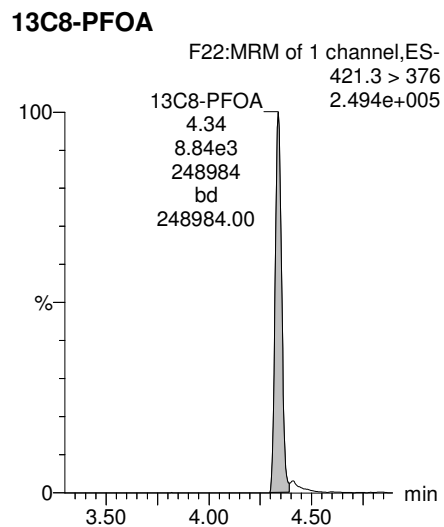
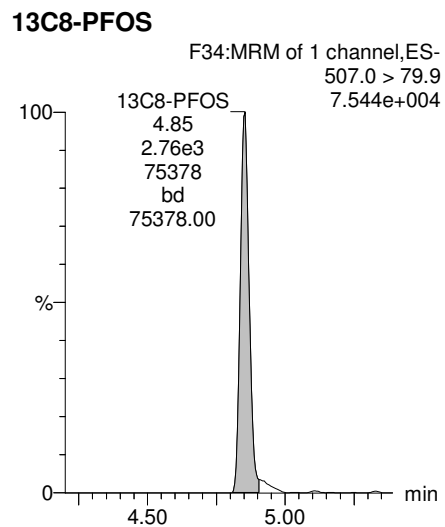
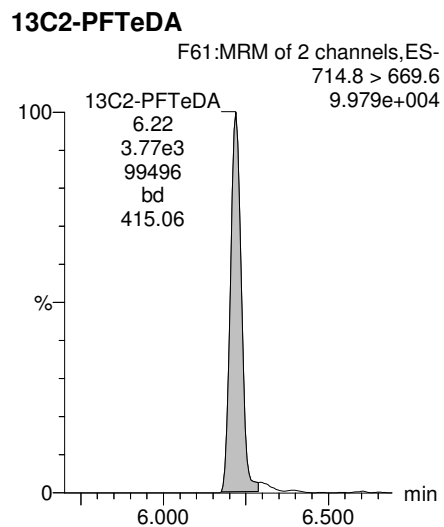
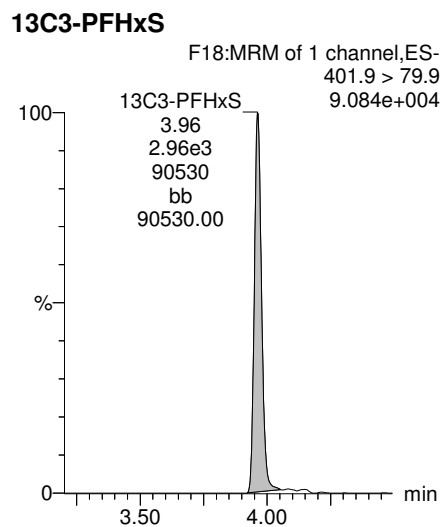
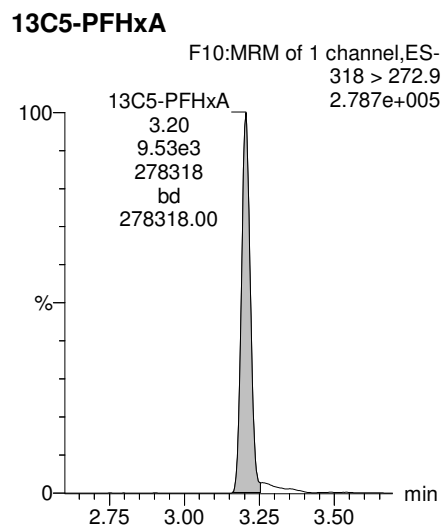
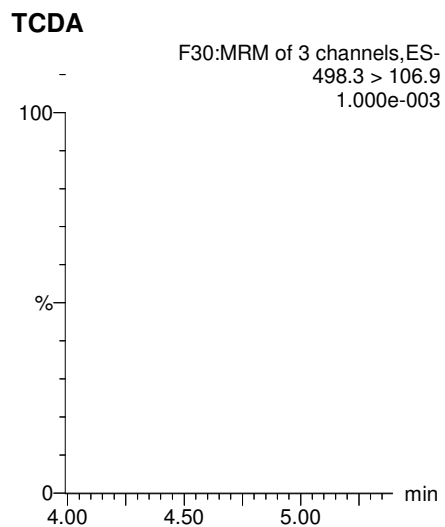
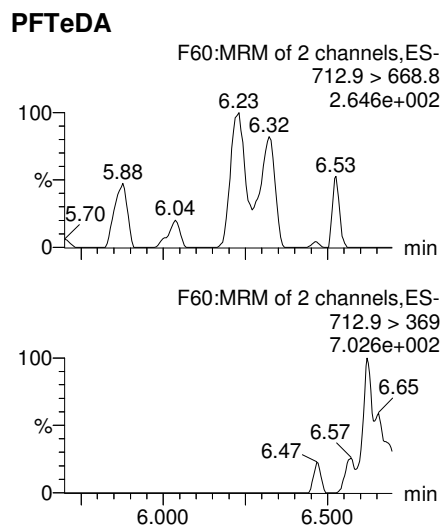
13C2-PFDaA



Dataset: Z:\Projects\PFAS.PRO\Results\180228M1\180228M1-111.qld

Last Altered: Monday, March 12, 2018 10:46:37 Pacific Daylight Time
Printed: Monday, March 12, 2018 10:47:27 Pacific Daylight Time

Name: 180228M1_111, Date: 01-Mar-2018, Time: 17:35:51, ID: 1800324-03 OF-RW23-0218 0.11311, Description: OF-RW23-0218



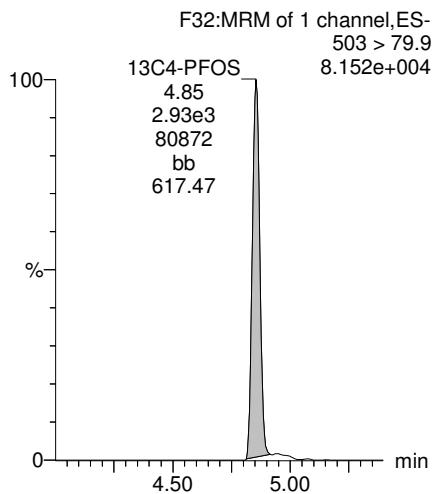
Dataset: Z:\Projects\PFAS.PRO\Results\180228M1\180228M1-111.qld

Last Altered: Monday, March 12, 2018 10:46:37 Pacific Daylight Time

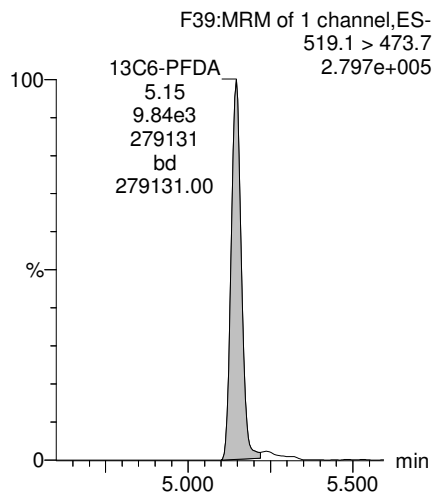
Printed: Monday, March 12, 2018 10:47:27 Pacific Daylight Time

Name: 180228M1_111, Date: 01-Mar-2018, Time: 17:35:51, ID: 1800324-03 OF-RW23-0218 0.11311, Description: OF-RW23-0218

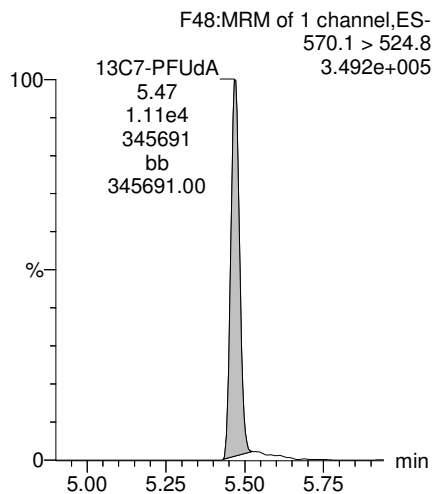
13C4-PFOS



13C6-PFDA



13C7-PFUdA



Dataset: Z:\Projects\PFAS.PRO\Results\180301M1\180301M1-69.qld

Last Altered: Tuesday, March 06, 2018 15:39:36 Pacific Standard Time

Printed: Tuesday, March 06, 2018 15:40:10 Pacific Standard Time

Method: Z:\Projects\PFAS.pro\MethDB\PFAS_FULL_80C_022718.mdb 28 Feb 2018 13:19:45

Calibration: Z:\Projects\PFAS.PRO\CurveDB\C18_VAL-PFAS_Q4_03-01-18-FULL.cdb 05 Mar 2018 08:17:35

Name: 180301M1_69, Date: 02-Mar-2018, Time: 13:40:37, ID: 1800324-03 OF-RW23-0218 0.11311, Description: OF-RW23-0218

	# Name	Trace	Area	IS Area	Wt./Vol.	RRF	Pred.RT	RT	y Axis Resp.	Conc.	%Rec
1	16 L-PFOS	499 > 79.9	2.91e2	2.68e3	0.1131		4.90	4.84	1.36	10.7	
2	43 13C8-PFOS	507.0 > 79.9	2.68e3	2.89e3	0.1131	1.053	4.84	4.84	11.6	97.5	88.2
3	60 13C4-PFOS	503 > 79.9	2.89e3	2.89e3	0.1131	1.000	4.84	4.84	12.5	111	100.0
4	65 Total PFOS	499 > 79.9	2.91e2	2.68e3	0.1131		4.73		1.36	10.7	

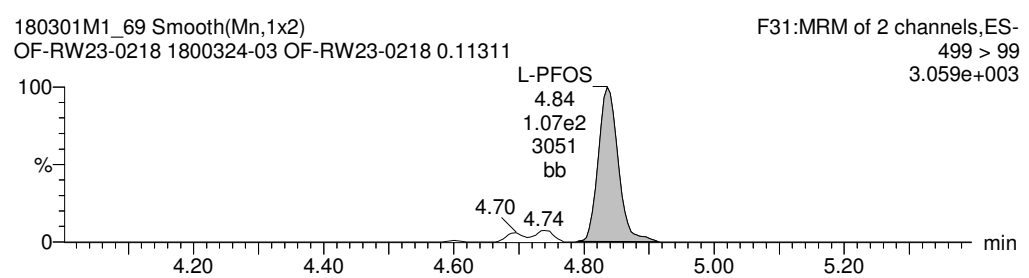
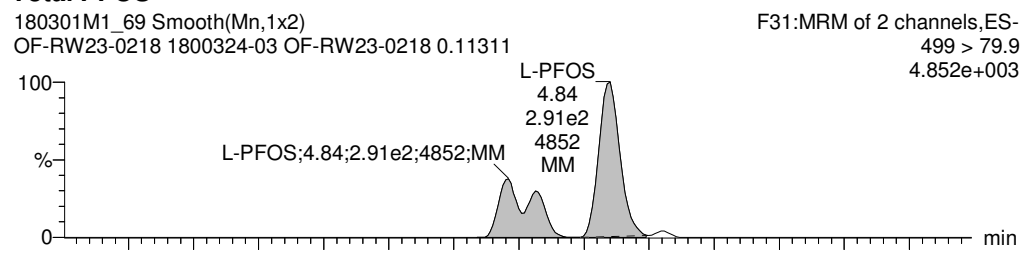
Dataset: Z:\Projects\PFAS.PRO\Results\180301M1\180301M1-69.qld

Last Altered: Tuesday, March 06, 2018 15:39:36 Pacific Standard Time
Printed: Tuesday, March 06, 2018 15:40:10 Pacific Standard Time

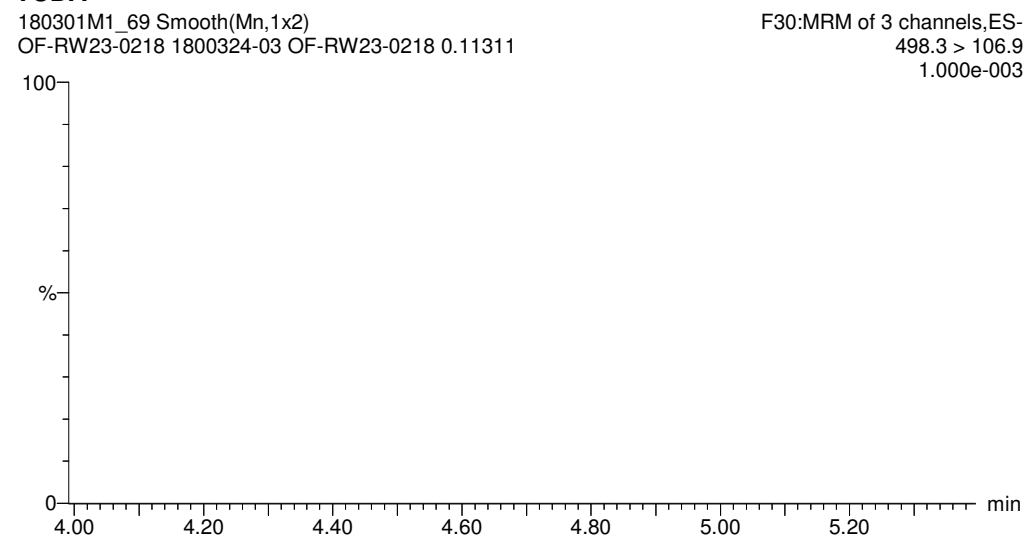
Method: Z:\Projects\PFAS.pro\MethDB\PFAS_FULL_80C_022718.mdb 28 Feb 2018 13:19:45
Calibration: Z:\Projects\PFAS.PRO\CurveDB\C18_VAL-PFAS_Q4_03-01-18-FULL.cdb 05 Mar 2018 08:17:35

Name: 180301M1_69, Date: 02-Mar-2018, Time: 13:40:37, ID: 1800324-03 OF-RW23-0218 0.11311, Description: OF-RW23-0218

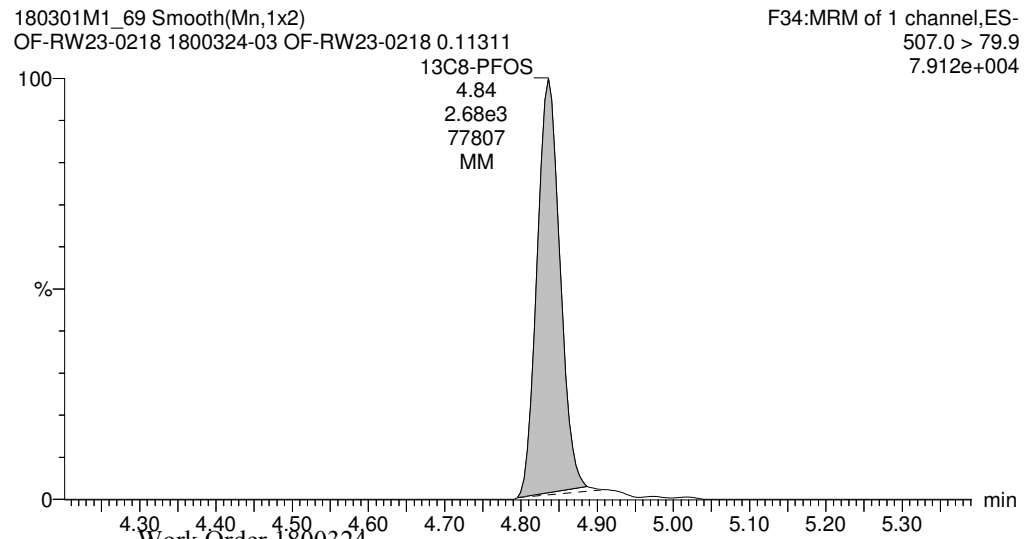
Total PFOS



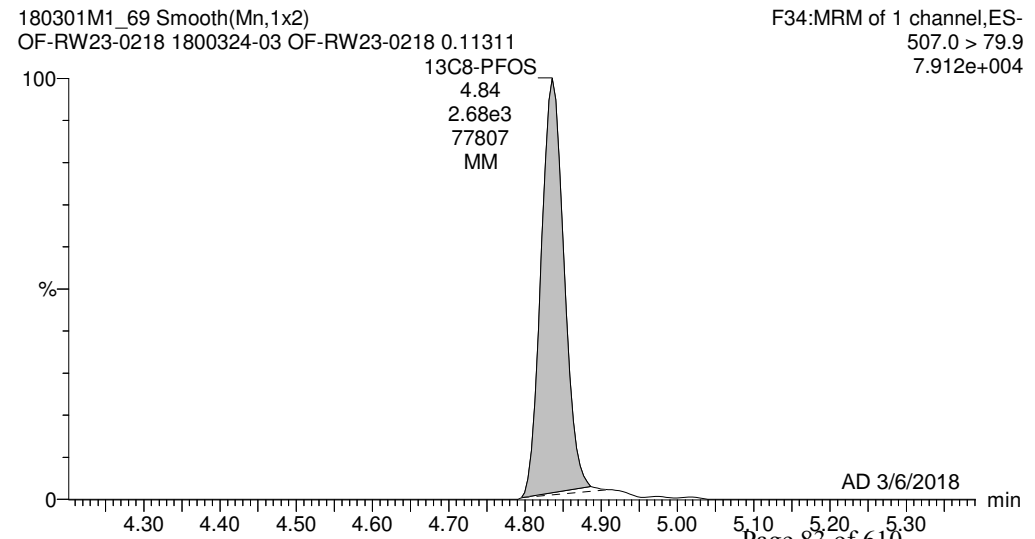
TCDA



13C8-PFOS



13C8-PFOS



Dataset: Z:\Projects\PFAS.PRO\Results\180301M1\180301M1-69.qld

Last Altered: Tuesday, March 06, 2018 15:39:36 Pacific Standard Time

Printed: Tuesday, March 06, 2018 15:40:10 Pacific Standard Time

Name: 180301M1_69, Date: 02-Mar-2018, Time: 13:40:37, ID: 1800324-03 OF-RW23-0218 0.11311, Description: OF-RW23-0218

13C4-PFOS

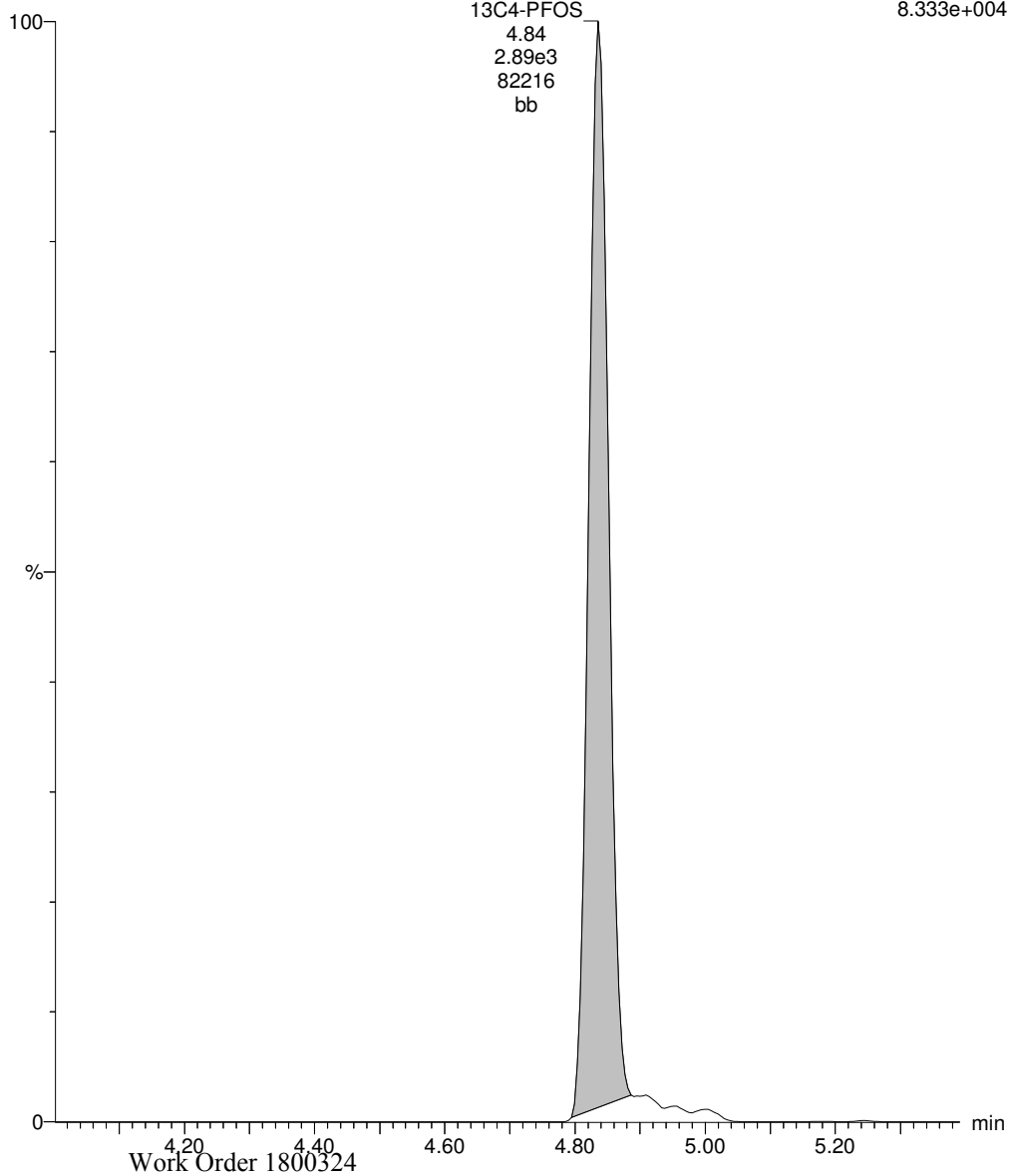
180301M1_69 Smooth(Mn,1x2)

OF-RW23-0218 1800324-03 OF-RW23-0218 0.11311

F32:MRM of 1 channel,ES-

503 > 79.9

8.333e+004



Dataset: Z:\Projects\PFAS.PRO\Results\180228M1\180228M1-112.qld

Last Altered: Monday, March 12, 2018 10:48:41 Pacific Daylight Time

Printed: Monday, March 12, 2018 10:49:02 Pacific Daylight Time

Method: Z:\Projects\PFAS.pro\MethDB\PFAS_FULL_80C_022718.mdb 28 Feb 2018 13:19:45

Calibration: Z:\Projects\PFAS.pro\CurveDB\C18_VAL-PFAS_Q4_02-28-18-FULL.cdb 01 Mar 2018 12:54:21

Name: 180228M1_112, Date: 01-Mar-2018, Time: 17:47:22, ID: 1800324-04 OF-FB23-0218 0.11692, Description: OF-FB23-0218

	# Name	Trace	Area	IS Area	Wt./Vol.	RRF	Pred.RT	RT	y Axis Resp.	Conc.	%Rec
1	3 PFBS	299.0 > 79.7		1.64e3	0.117		2.60				
2	5 PFHxA	313.2 > 268.9		2.70e3	0.117		3.19				
3	7 PFHpA	363.0 > 318.9		6.57e3	0.117		3.81				
4	8 L-PFHxS	398.9 > 79.6		1.10e3	0.117		4.17				
5	11 L-PFOA	413 > 368.7	8.17e1	1.10e4	0.117		4.40	4.34	0.0926		
6	14 PFNA	463.0 > 418.8		8.93e3	0.117		4.76				
7	18 PFDA	513 > 468.8		9.54e3	0.117		5.14				
8	21 N-MeFOSAA	570.1 > 419		3.13e3	0.117		5.29				
9	22 N-EtFOSAA	584.2 > 419		3.96e3	0.117		5.45				
10	23 PFUDA	563.0 > 518.9		8.04e3	0.117		5.46				

Dataset: Z:\Projects\PFAS.PRO\Results\180228M1\180228M1-112.qld

Last Altered: Monday, March 12, 2018 10:48:41 Pacific Daylight Time

Printed: Monday, March 12, 2018 10:49:13 Pacific Daylight Time

Method: Z:\Projects\PFAS.pro\MethDB\PFAS_FULL_80C_022718.mdb 28 Feb 2018 13:19:45

Calibration: Z:\Projects\PFAS.pro\CurveDB\C18_VAL-PFAS_Q4_02-28-18-FULL.cdb 01 Mar 2018 12:54:21

Name: 180228M1_112, Date: 01-Mar-2018, Time: 17:47:22, ID: 1800324-04 OF-FB23-0218 0.11692, Description: OF-FB23-0218

#	Name	Trace	Area	IS Area	Wt./Vol.	RRF	Pred.RT	RT	y Axis Resp.	Conc.	%Rec
1	25 PFDa	612.9 > 569.0		6.50e3	0.117		5.74				
2	27 PFTTrDA	662.9 > 618.9		6.50e3	0.117		5.98				
3	28 PFTeDA	712.9 > 668.8		3.34e3	0.117		6.20				
4	36 13C3-PFBS	302. > 98.8	1.64e3	1.06e4	0.117	0.123	2.69	2.71	1.94	134.3319	125.6
5	37 13C2-PFHxA	315 > 269.8	2.70e3	1.06e4	0.117	0.712	3.19	3.21	3.19	38.3612	89.7
6	38 13C4-PFHpA	367.2 > 321.8	6.57e3	1.06e4	0.117	0.678	3.81	3.82	7.78	98.1459	91.8
7	39 18O2-PFHxS	403.0 > 102.6	1.10e3	3.23e3	0.117	0.392	3.96	3.96	4.26	92.8216	86.8
8	40 13C2-PFOA	414.9 > 369.7	1.10e4	1.04e4	0.117	1.308	4.33	4.34	13.2	86.3685	80.8
9	41 13C5-PFNA	468.2 > 422.9	8.93e3	1.06e4	0.117	0.976	4.76	4.78	10.5	92.4065	86.4
10	42 13C8-PFOA	506.1 > 77.7	1.01e3	1.49e4	0.117	0.254	4.83	4.84	0.848	28.5394	26.7
11	43 13C8-PFOS	507.0 > 79.9	2.98e3	3.29e3	0.117	1.040	4.84	4.85	11.3	93.1143	87.1
12	44 13C2-PFDA	515.1 > 469.9	9.54e3	1.19e4	0.117	0.967	5.14	5.15	10.0	88.6173	82.9
13	45 d3-N-MeFOSAA	573.3 > 419	3.13e3	1.49e4	0.117	0.381	5.29	5.30	2.64	59.1696	55.3
14	46 d5-N-EtFOSAA	589.3 > 419	3.96e3	1.49e4	0.117	0.399	5.45	5.45	3.33	71.5223	66.9
15	47 13C2-PFUdA	565 > 519.8	8.04e3	1.49e4	0.117	0.985	5.46	5.47	6.77	58.7919	55.0
16	48 13C2-PFDoA	615.0 > 569.7	6.50e3	1.49e4	0.117	0.813	5.74	5.75	5.47	57.5267	53.8
17	49 d3-N-MeFOSA	515.2 > 168.9		1.49e4	0.117	0.124	5.84				
18	50 13C2-PFTeDA	714.8 > 669.6	3.34e3	1.49e4	0.117	0.379	6.20	6.22	2.81	63.4220	59.3
19	51 d5-N-ETFOSA	531.1 > 168.9		1.49e4	0.117	0.189	6.22				
20	52 13C2-PFHxDA	815 > 769.7	3.53e3	1.49e4	0.117	0.703	6.51	6.55	2.97	36.1342	84.5
21	53 d7-N-MeFOSE	623.1 > 58.9		1.49e4	0.117	0.157	6.31				
22	54 d9-N-EtFOSE	639.2 > 58.8		1.49e4	0.117	0.146	6.45				
23	55 13C4-PFBA	217. > 171.8	7.30e3	7.30e3	0.117	1.000	1.46	1.47	12.5	106.9107	100.0
24	56 13C5-PFHxA	318 > 272.9	1.06e4	1.06e4	0.117	1.000	3.19	3.20	12.5	106.9107	100.0
25	57 13C3-PFHxS	401.9 > 79.9	3.23e3	3.23e3	0.117	1.000	3.96	3.96	12.5	106.9107	100.0
26	58 13C8-PFOA	421.3 > 376	1.04e4	1.04e4	0.117	1.000	4.33	4.34	12.5	106.9107	100.0
27	59 13C9-PFNA	472.2 > 426.9	1.06e4	1.06e4	0.117	1.000	4.70	4.77	12.5	106.9107	100.0
28	60 13C4-PFOS	503 > 79.9	3.29e3	3.29e3	0.117	1.000	4.84	4.85	12.5	106.9107	100.0
29	61 13C6-PFDA	519.1 > 473.7	1.19e4	1.19e4	0.117	1.000	5.14	5.15	12.5	106.9107	100.0
30	62 13C7-PFUdA	570.1 > 524.8	1.49e4	1.49e4	0.117	1.000	5.46	5.47	12.5	106.9107	100.0
31	63 Total PFHxS	398.9 > 79.6	0.00e0	1.10e3	0.117		3.85		0.000		
32	64 Total PFOA	413 > 368.7	8.17e1	1.10e4	0.117		4.21		0.000		

GM for AD 3/12/2018

Dataset: Z:\Projects\PFAS.PRO\Results\180228M1\180228M1-112.qld

Last Altered: Monday, March 12, 2018 10:48:41 Pacific Daylight Time

Printed: Monday, March 12, 2018 10:49:13 Pacific Daylight Time

Name: 180228M1_112, Date: 01-Mar-2018, Time: 17:47:22, ID: 1800324-04 OF-FB23-0218 0.11692, Description: OF-FB23-0218

	# Name	Trace	Area	IS Area	Wt./Vol.	RRF	Pred.RT	RT	y Axis Resp.	Conc.	%Rec
33	66 Total N-MeFOSAA	570.1 > 419	0.00e0	3.13e3	0.117		5.29		0.000		
34	67 Total N-EtFOSAA	584.2 > 419	0.00e0	3.96e3	0.117		5.45		0.000		

Dataset: Z:\Projects\PFAS.PRO\Results\180228M1\180228M1-112.qld

Last Altered: Monday, March 12, 2018 10:48:41 Pacific Daylight Time

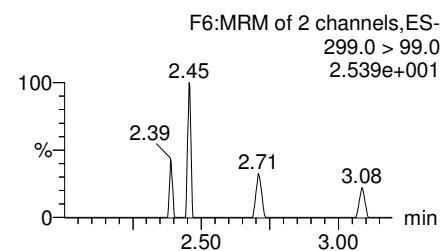
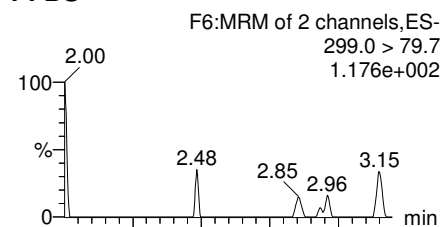
Printed: Monday, March 12, 2018 10:49:13 Pacific Daylight Time

Method: Z:\Projects\PFAS.pro\MethDB\PFAS_FULL_80C_022718.mdb 28 Feb 2018 13:19:45

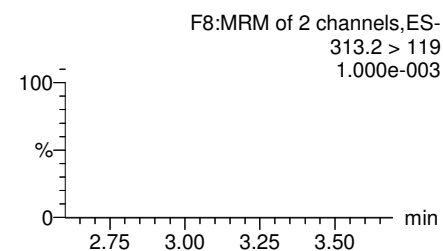
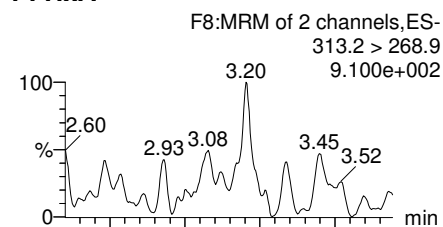
Calibration: Z:\Projects\PFAS.pro\CurveDB\C18_VAL-PFAS_Q4_02-28-18-FULL.cdb 01 Mar 2018 12:54:21

Name: 180228M1_112, Date: 01-Mar-2018, Time: 17:47:22, ID: 1800324-04 OF-FB23-0218 0.11692, Description: OF-FB23-0218

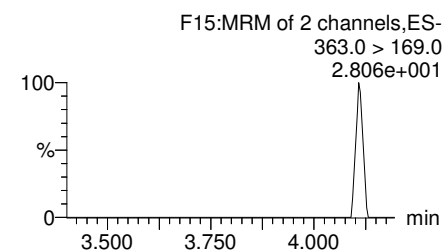
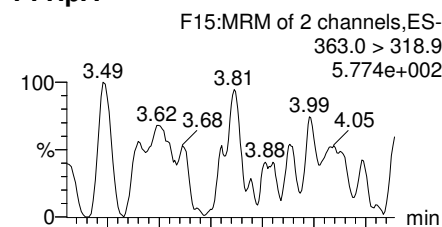
PFBS



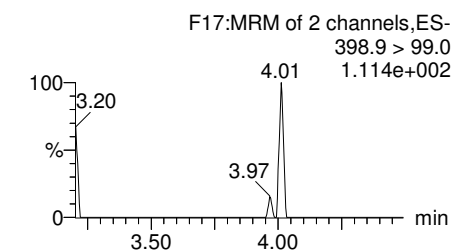
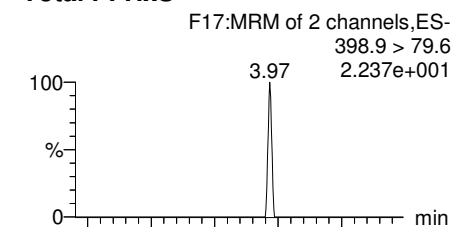
PFHxA



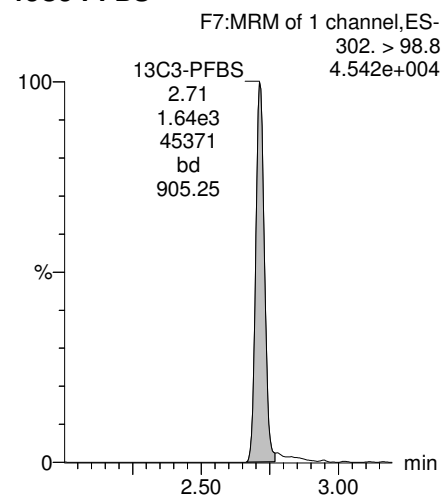
PFHpA



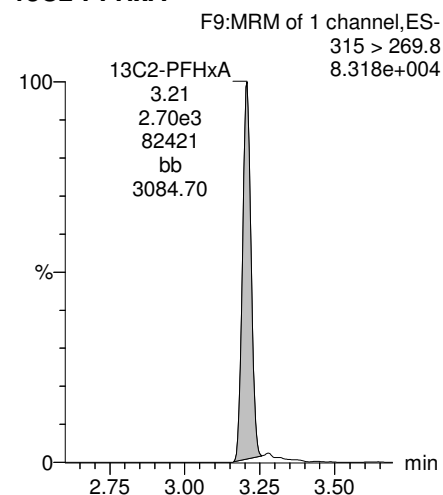
Total PFHxS



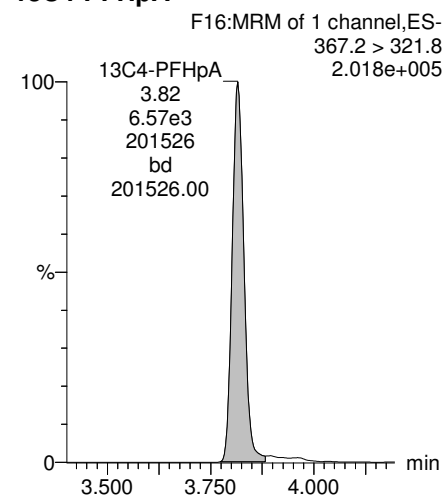
13C3-PFBS



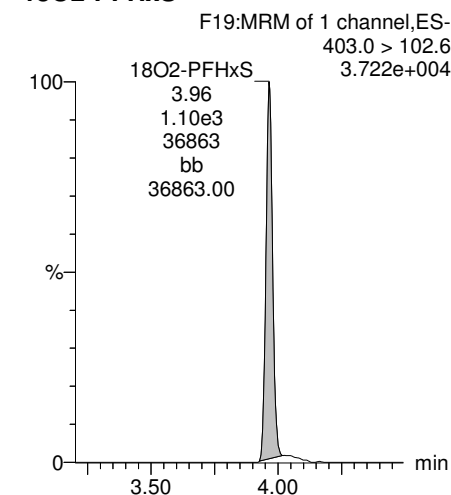
13C2-PFHxA



13C4-PFHpA



18O2-PFHxS

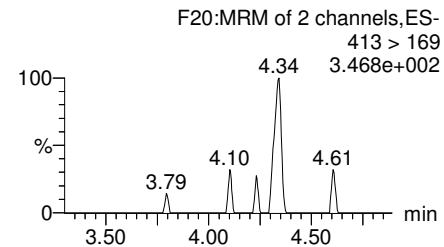
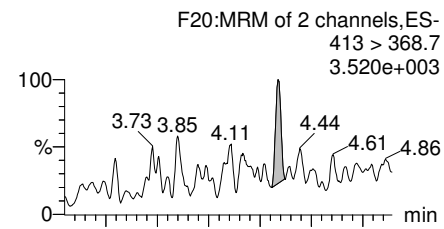


Dataset: Z:\Projects\PFAS.PRO\Results\180228M1\180228M1-112.qld

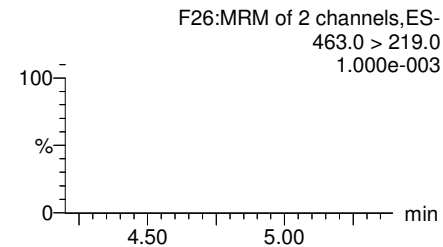
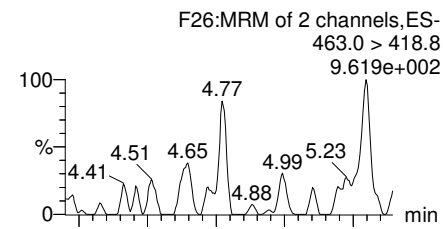
Last Altered: Monday, March 12, 2018 10:48:41 Pacific Daylight Time
Printed: Monday, March 12, 2018 10:49:13 Pacific Daylight Time

Name: 180228M1_112, Date: 01-Mar-2018, Time: 17:47:22, ID: 1800324-04 OF-FB23-0218 0.11692, Description: OF-FB23-0218

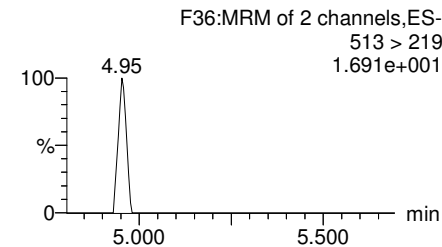
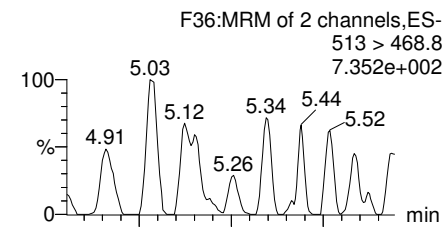
Total PFOA



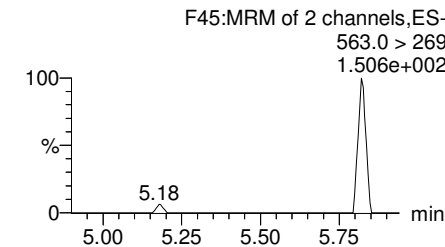
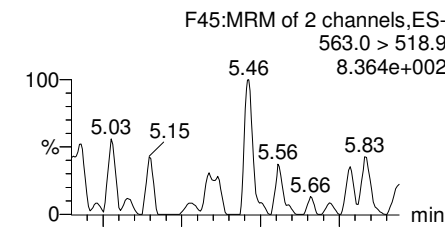
PFNA



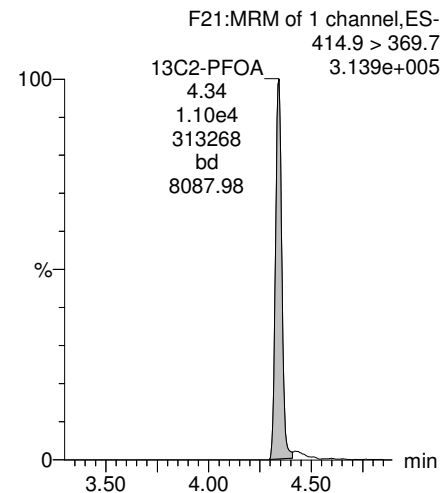
PFDA



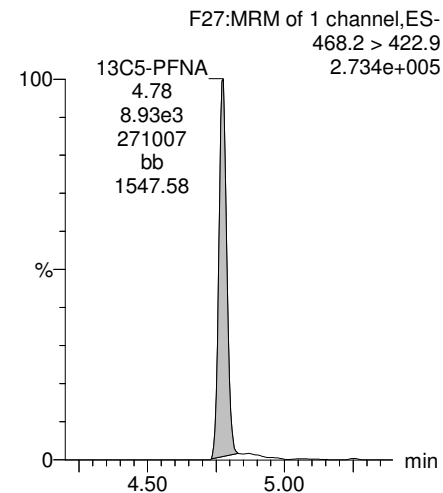
PFUdA



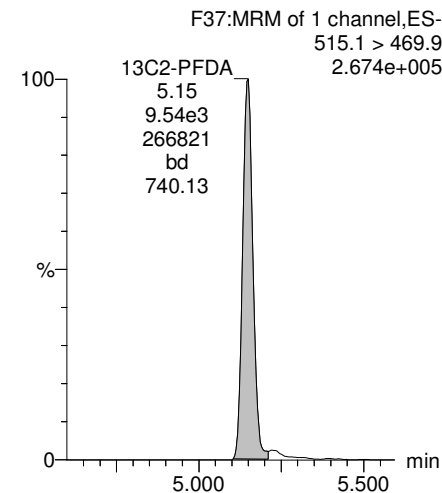
13C2-PFOA



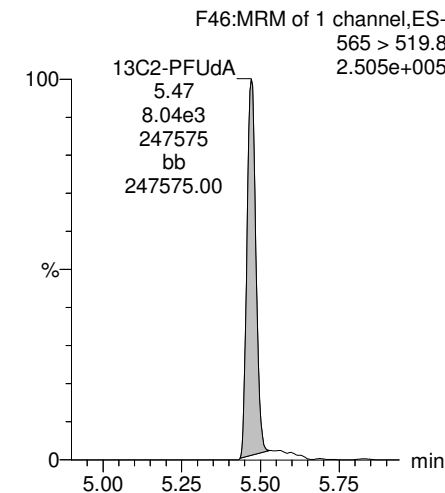
13C5-PFNA



13C2-PFDA



13C2-PFUdA

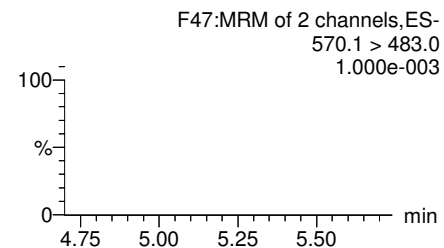
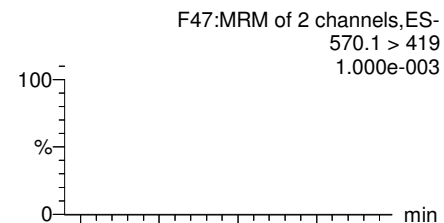


Dataset: Z:\Projects\PFAS.PRO\Results\180228M1\180228M1-112.qld

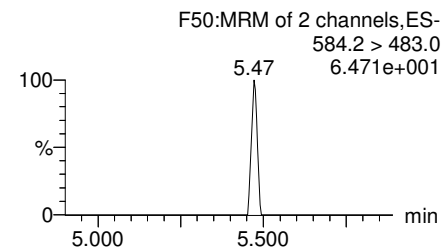
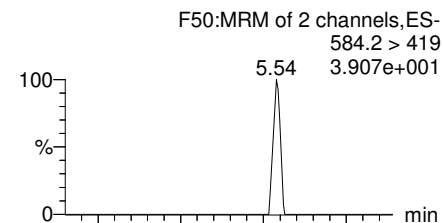
Last Altered: Monday, March 12, 2018 10:48:41 Pacific Daylight Time
Printed: Monday, March 12, 2018 10:49:13 Pacific Daylight Time

Name: 180228M1_112, Date: 01-Mar-2018, Time: 17:47:22, ID: 1800324-04 OF-FB23-0218 0.11692, Description: OF-FB23-0218

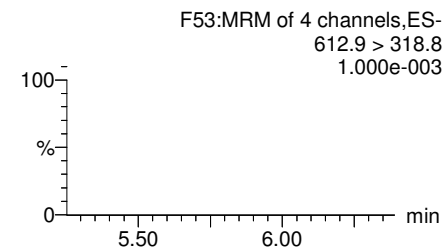
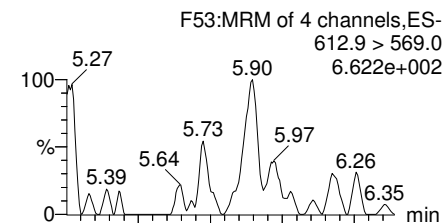
N-MeFOSAA



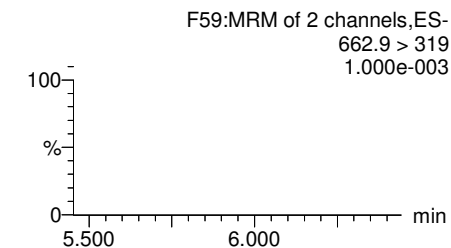
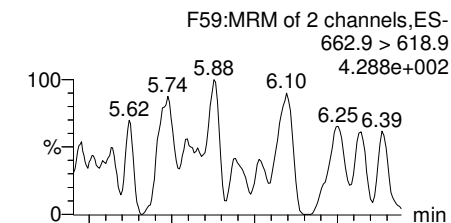
N-EtFOSAA



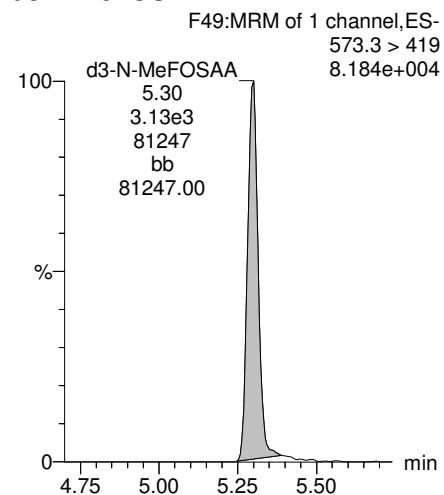
PFDoA



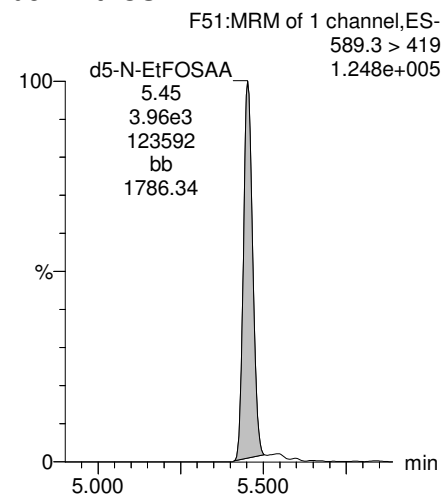
PFTrDA



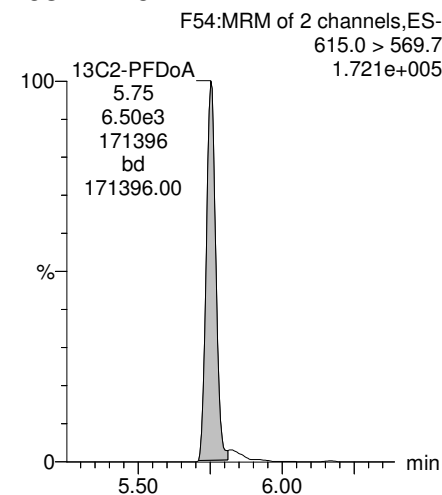
d3-N-MeFOSAA



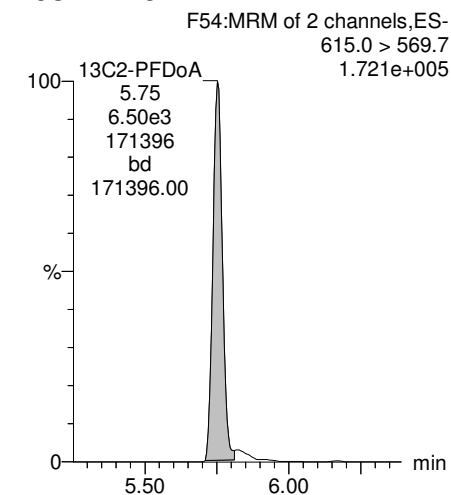
d5-N-EtFOSAA



13C2-PFDoA



13C2-PFDoA



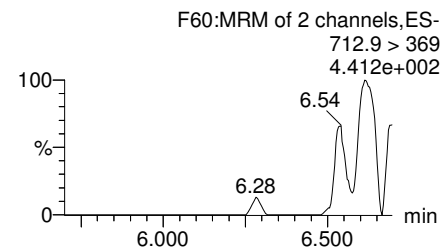
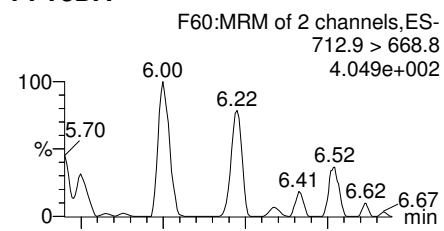
Dataset: Z:\Projects\PFAS.PRO\Results\180228M1\180228M1-112.qld

Last Altered: Monday, March 12, 2018 10:48:41 Pacific Daylight Time

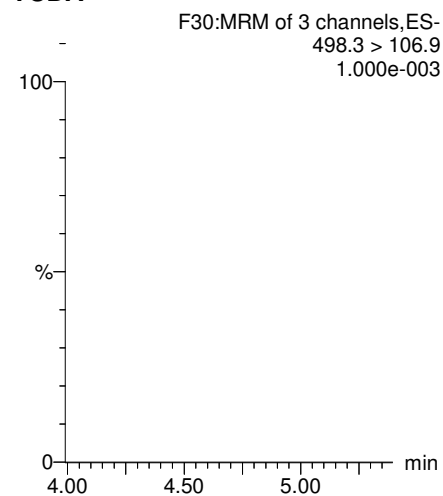
Printed: Monday, March 12, 2018 10:49:13 Pacific Daylight Time

Name: 180228M1_112, Date: 01-Mar-2018, Time: 17:47:22, ID: 1800324-04 OF-FB23-0218 0.11692, Description: OF-FB23-0218

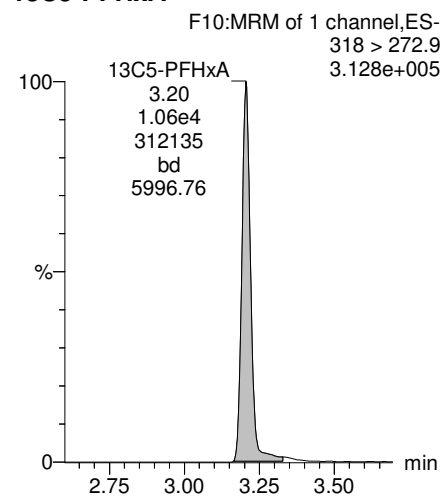
PFTeDA



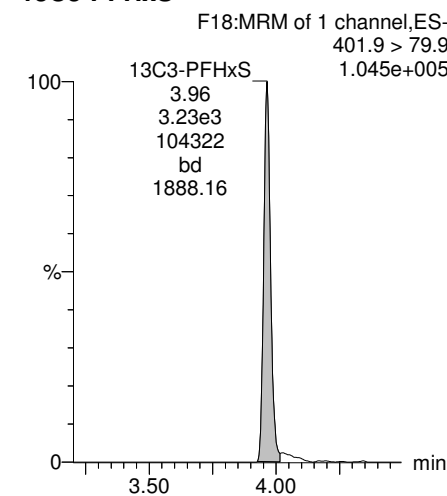
TCDA



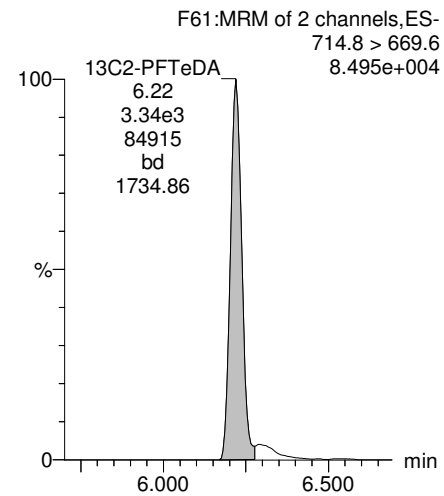
13C5-PFHxA



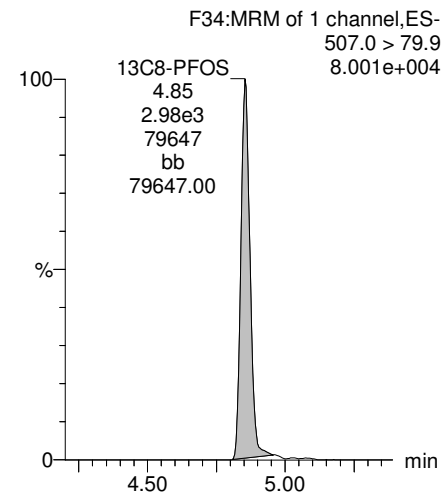
13C3-PFHxS



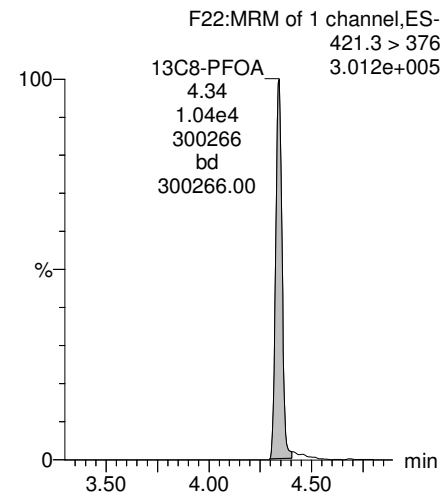
13C2-PFTeDA



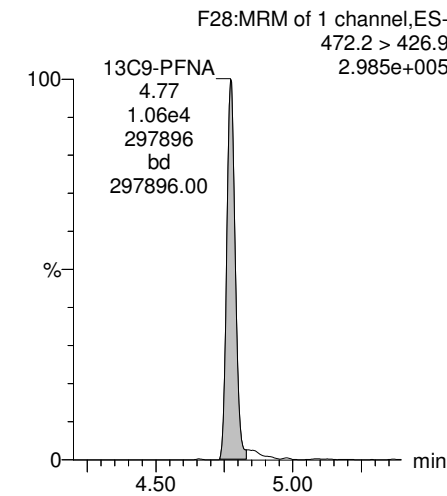
13C8-PFOS



13C8-PFOA



13C9-PFNA



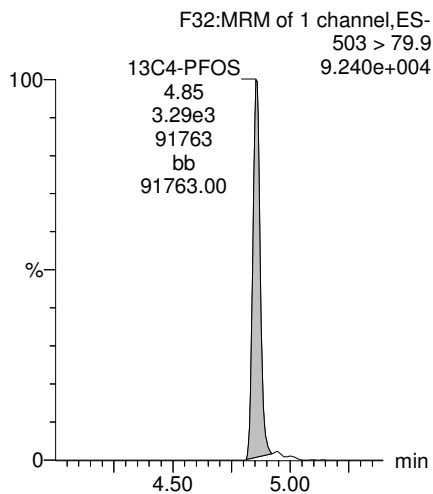
Dataset: Z:\Projects\PFAS.PRO\Results\180228M1\180228M1-112.qld

Last Altered: Monday, March 12, 2018 10:48:41 Pacific Daylight Time

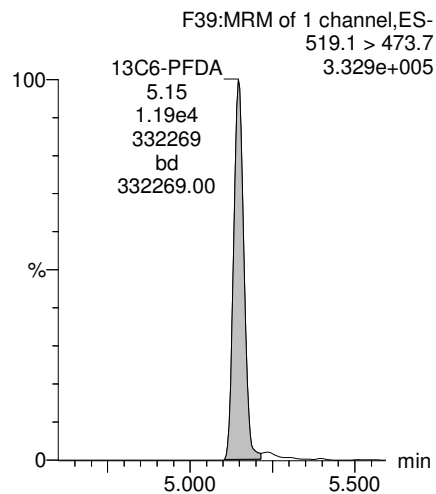
Printed: Monday, March 12, 2018 10:49:13 Pacific Daylight Time

Name: 180228M1_112, Date: 01-Mar-2018, Time: 17:47:22, ID: 1800324-04 OF-FB23-0218 0.11692, Description: OF-FB23-0218

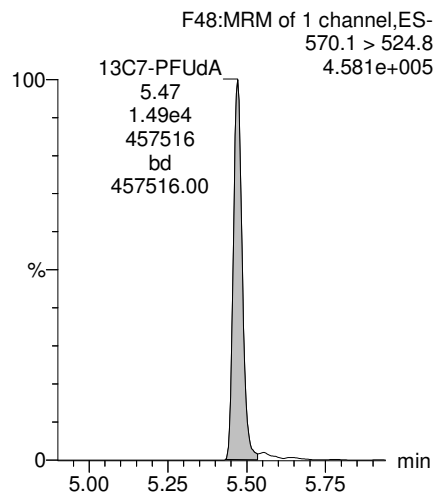
13C4-PFOS



13C6-PFDA



13C7-PFUdA



Dataset: Z:\Projects\PFAS.PRO\Results\180301M1\180301M1-70.qld

Last Altered: Tuesday, March 06, 2018 15:41:09 Pacific Standard Time

Printed: Tuesday, March 06, 2018 15:41:53 Pacific Standard Time

Method: Z:\Projects\PFAS.pro\MethDB\PFAS_FULL_80C_022718.mdb 28 Feb 2018 13:19:45

Calibration: Z:\Projects\PFAS.PRO\CurveDB\C18_VAL-PFAS_Q4_03-01-18-FULL.cdb 05 Mar 2018 08:17:35

Name: 180301M1_70, Date: 02-Mar-2018, Time: 13:52:07, ID: 1800324-04 OF-FB23-0218 0.11692, Description: OF-FB23-0218

#	Name	Trace	Area	IS Area	Wt./Vol.	RRF	Pred.RT	RT	y Axis Resp.	Conc.	%Rec
1	16 L-PFOS	499 > 79.9		3.15e3	0.1169		4.90				
2	43 13C8-PFOS	507.0 > 79.9	3.15e3	3.27e3	0.1169	1.053	4.84	4.84	12.0	97.6	91.3
3	60 13C4-PFOS	503 > 79.9	3.27e3	3.27e3	0.1169	1.000	4.84	4.84	12.5	107	100.0
4	65 Total PFOS	499 > 79.9	0.00e0	3.15e3	0.1169		4.73		0.000		

Dataset: Z:\Projects\PFAS.PRO\Results\180301M1\180301M1-70.qld

Last Altered: Tuesday, March 06, 2018 15:41:09 Pacific Standard Time
Printed: Tuesday, March 06, 2018 15:41:53 Pacific Standard Time

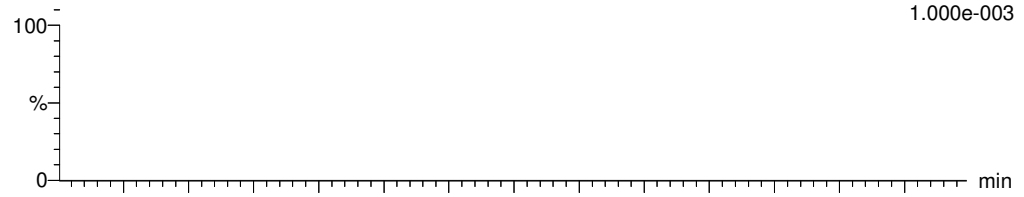
Method: Z:\Projects\PFAS.pro\MethDB\PFAS_FULL_80C_022718.mdb 28 Feb 2018 13:19:45
Calibration: Z:\Projects\PFAS.PRO\CurveDB\C18_VAL-PFAS_Q4_03-01-18-FULL.cdb 05 Mar 2018 08:17:35

Name: 180301M1_70, Date: 02-Mar-2018, Time: 13:52:07, ID: 1800324-04 OF-FB23-0218 0.11692, Description: OF-FB23-0218

Total PFOS

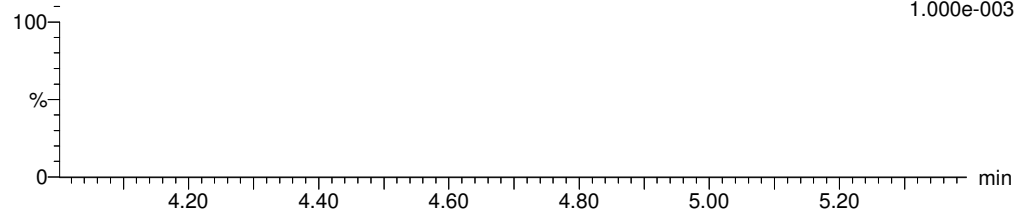
180301M1_70 Smooth(Mn,1x2)
OF-FB23-0218 1800324-04 OF-FB23-0218 0.11692

F31:MRM of 2 channels,ES-
499 > 79.9
1.000e-003



180301M1_70 Smooth(Mn,1x2)
OF-FB23-0218 1800324-04 OF-FB23-0218 0.11692

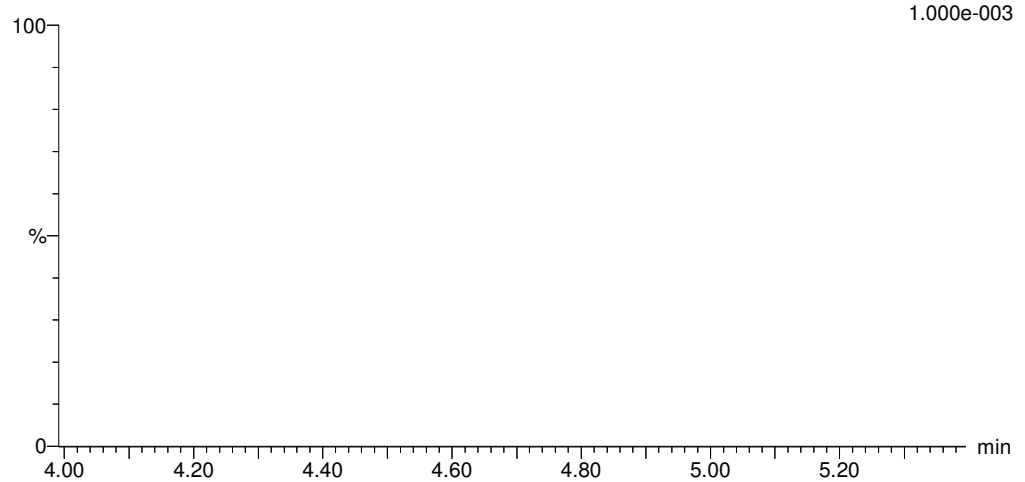
F31:MRM of 2 channels,ES-
499 > 99
1.000e-003



TCDA

180301M1_70 Smooth(Mn,1x2)
OF-FB23-0218 1800324-04 OF-FB23-0218 0.11692

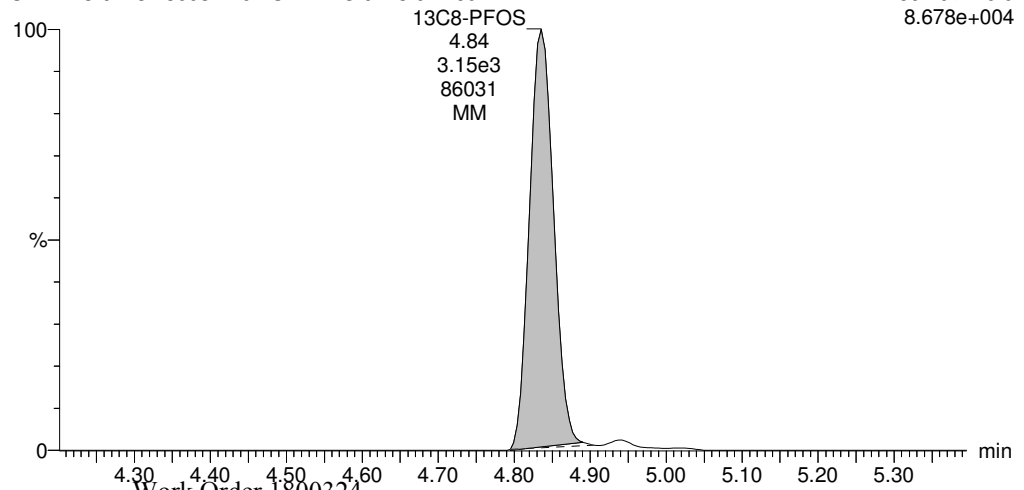
F30:MRM of 3 channels,ES-
498.3 > 106.9
1.000e-003



13C8-PFOS

180301M1_70 Smooth(Mn,1x2)
OF-FB23-0218 1800324-04 OF-FB23-0218 0.11692

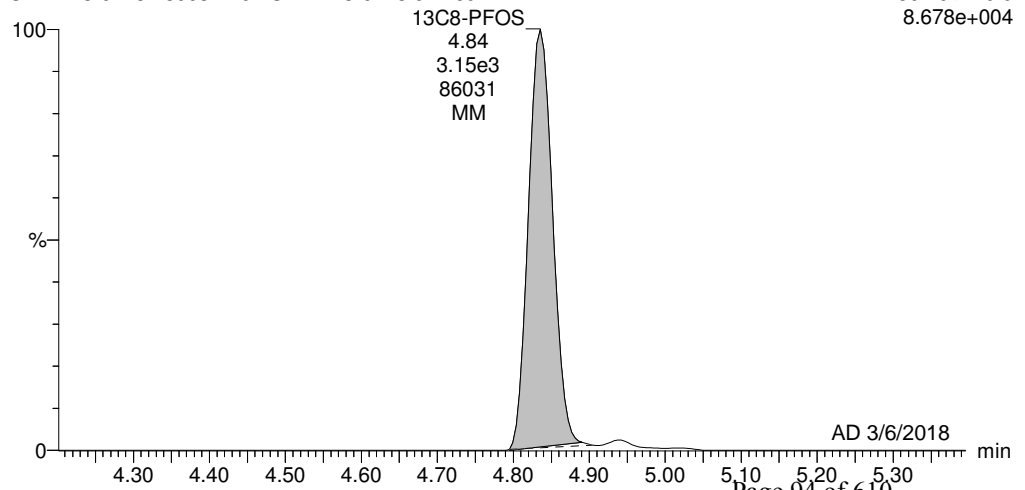
F34:MRM of 1 channel,ES-
507.0 > 79.9
8.678e+004



13C8-PFOS

180301M1_70 Smooth(Mn,1x2)
OF-FB23-0218 1800324-04 OF-FB23-0218 0.11692

F34:MRM of 1 channel,ES-
507.0 > 79.9
8.678e+004



Dataset: Z:\Projects\PFAS.PRO\Results\180301M1\180301M1-70.qld

Last Altered: Tuesday, March 06, 2018 15:41:09 Pacific Standard Time

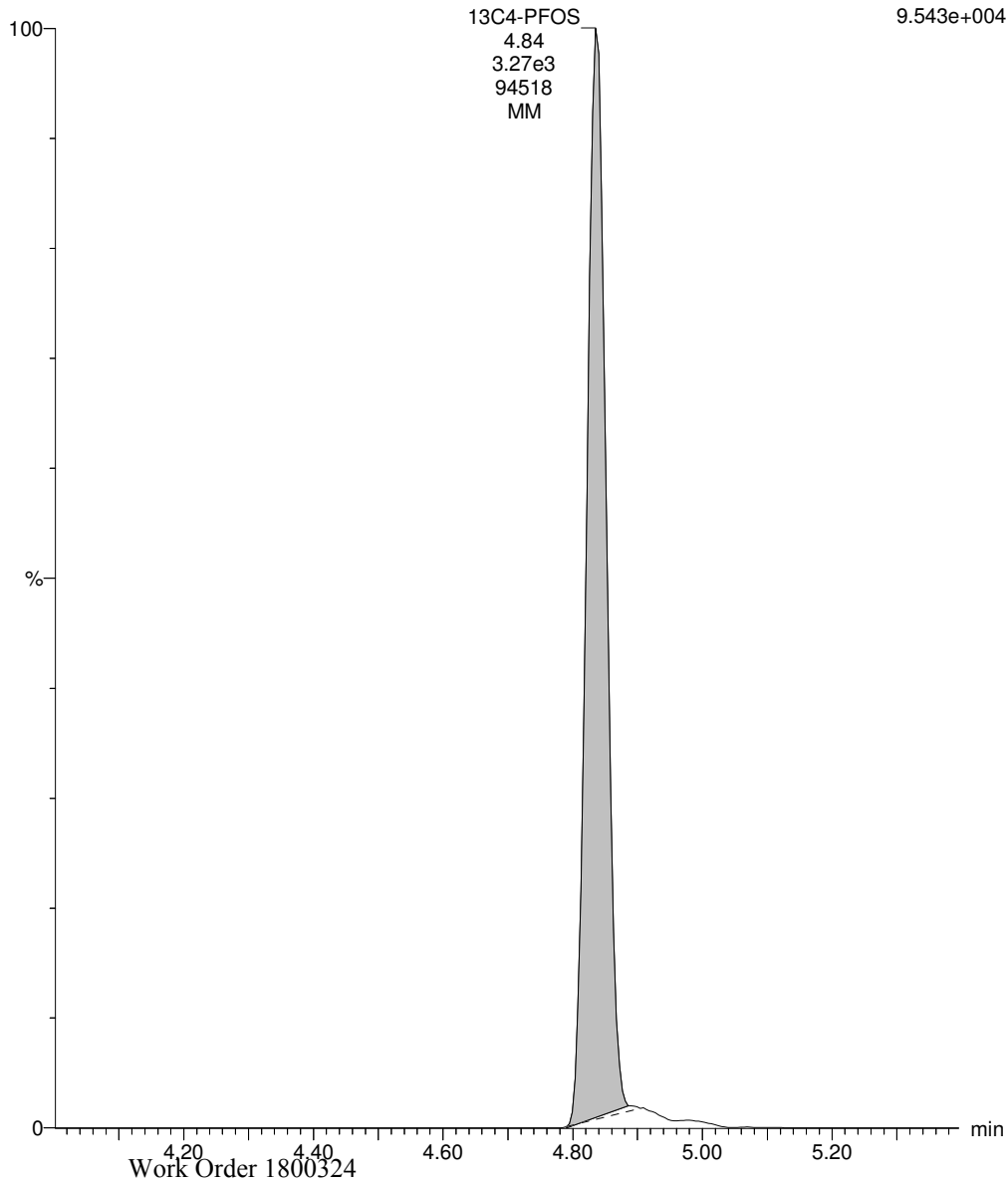
Printed: Tuesday, March 06, 2018 15:41:53 Pacific Standard Time

Name: 180301M1_70, Date: 02-Mar-2018, Time: 13:52:07, ID: 1800324-04 OF-FB23-0218 0.11692, Description: OF-FB23-0218

13C4-PFOS

180301M1_70 Smooth(Mn,1x2)
OF-FB23-0218 1800324-04 OF-FB23-0218 0.11692

F32:MRM of 1 channel,ES-
503 > 79.9
9.543e+004



Dataset: Z:\Projects\PFAS.PRO\Results\180228M1\180228M1-113.qld

Last Altered: Monday, March 12, 2018 10:50:14 Pacific Daylight Time

Printed: Monday, March 12, 2018 10:50:36 Pacific Daylight Time

Method: Z:\Projects\PFAS.pro\MethDB\PFAS_FULL_80C_022718.mdb 28 Feb 2018 13:19:45

Calibration: Z:\Projects\PFAS.pro\CurveDB\C18_VAL-PFAS_Q4_02-28-18-FULL.cdb 01 Mar 2018 12:54:21

Name: 180228M1_113, Date: 01-Mar-2018, Time: 17:58:51, ID: 1800324-05 OF-RW28-0218 0.11227, Description: OF-RW28-0218

	#	Name	Trace	Area	IS Area	Wt./Vol.	RRF	Pred.RT	RT	y Axis Resp.	Conc.	%Rec
1	3	PFBS	299.0 > 79.7		1.50e3	0.112		2.60				
2	5	PFHxA	313.2 > 268.9		2.59e3	0.112		3.19				
3	7	PFHpA	363.0 > 318.9		6.71e3	0.112		3.81				
4	8	L-PFHxS	398.9 > 79.6		1.03e3	0.112		4.17				
5	11	L-PFOA	413 > 368.7	6.01e1	1.02e4	0.112		4.40	4.35	0.0738		
6	14	PFNA	463.0 > 418.8		6.92e3	0.112		4.76				
7	18	PFDA	513 > 468.8		7.78e3	0.112		5.14				
8	21	N-MeFOSAA	570.1 > 419		3.59e3	0.112		5.29				
9	22	N-EtFOSAA	584.2 > 419		4.45e3	0.112		5.45				
10	23	PFUdA	563.0 > 518.9		9.34e3	0.112		5.46				

Dataset: Z:\Projects\PFAS.PRO\Results\180228M1\180228M1-113.qld

Last Altered: Monday, March 12, 2018 10:50:14 Pacific Daylight Time

Printed: Monday, March 12, 2018 10:50:51 Pacific Daylight Time

Method: Z:\Projects\PFAS.pro\MethDB\PFAS_FULL_80C_022718.mdb 28 Feb 2018 13:19:45

Calibration: Z:\Projects\PFAS.pro\CurveDB\C18_VAL-PFAS_Q4_02-28-18-FULL.cdb 01 Mar 2018 12:54:21

Name: 180228M1_113, Date: 01-Mar-2018, Time: 17:58:51, ID: 1800324-05 OF-RW28-0218 0.11227, Description: OF-RW28-0218

#	Name	Trace	Area	IS Area	Wt./Vol.	RRF	Pred.RT	RT	y Axis Resp.	Conc.	%Rec
1	25 PFDa	612.9 > 569.0		7.50e3	0.112		5.74				
2	27 PFTTrDA	662.9 > 618.9		7.50e3	0.112		5.98				
3	28 PFTeDA	712.9 > 668.8		3.96e3	0.112		6.20				
4	36 13C3-PFBS	302. > 98.8	1.50e3	1.03e4	0.112	0.123	2.69	2.71	1.82	131.6764	118.3
5	37 13C2-PFHxA	315 > 269.8	2.59e3	1.03e4	0.112	0.712	3.19	3.20	3.16	39.5172	88.7
6	38 13C4-PFHpA	367.2 > 321.8	6.71e3	1.03e4	0.112	0.678	3.81	3.82	8.18	107.5300	96.6
7	39 18O2-PFHxS	403.0 > 102.6	1.03e3	3.24e3	0.112	0.392	3.96	3.97	3.97	89.9861	80.8
8	40 13C2-PFOA	414.9 > 369.7	1.02e4	8.20e3	0.112	1.308	4.33	4.34	15.5	105.7250	95.0
9	41 13C5-PFNA	468.2 > 422.9	6.92e3	1.04e4	0.112	0.976	4.76	4.77	8.36	76.2499	68.5
10	42 13C8-PFOA	506.1 > 77.7	1.75e3	1.31e4	0.112	0.254	4.83	4.84	1.67	58.5940	52.6
11	43 13C8-PFOS	507.0 > 79.9	3.01e3	3.12e3	0.112	1.040	4.84	4.85	12.0	103.0289	92.5
12	44 13C2-PFDA	515.1 > 469.9	7.78e3	1.09e4	0.112	0.967	5.14	5.15	8.95	82.4402	74.0
13	45 d3-N-MeFOSAA	573.3 > 419	3.59e3	1.31e4	0.112	0.381	5.29	5.29	3.42	80.0226	71.9
14	46 d5-N-EtFOSAA	589.3 > 419	4.45e3	1.31e4	0.112	0.399	5.45	5.45	4.25	94.9144	85.2
15	47 13C2-PFUdA	565 > 519.8	9.34e3	1.31e4	0.112	0.985	5.46	5.47	8.90	80.5224	72.3
16	48 13C2-PFDoA	615.0 > 569.7	7.50e3	1.31e4	0.112	0.813	5.74	5.75	7.15	78.3660	70.4
17	49 d3-N-MeFOSA	515.2 > 168.9		1.31e4	0.112	0.124	5.84				
18	50 13C2-PFTeDA	714.8 > 669.6	3.96e3	1.31e4	0.112	0.379	6.20	6.22	3.77	88.7991	79.8
19	51 d5-N-ETFOSA	531.1 > 168.9		1.31e4	0.112	0.189	6.22				
20	52 13C2-PFHxDA	815 > 769.7	3.35e3	1.31e4	0.112	0.703	6.51	6.55	3.19	40.4431	90.8
21	53 d7-N-MeFOSE	623.1 > 58.9		1.31e4	0.112	0.157	6.31				
22	54 d9-N-EtFOSE	639.2 > 58.8		1.31e4	0.112	0.146	6.45				
23	55 13C4-PFBA	217. > 171.8	8.01e3	8.01e3	0.112	1.000	1.46	1.48	12.5	111.3387	100.0
24	56 13C5-PFHxA	318 > 272.9	1.03e4	1.03e4	0.112	1.000	3.19	3.20	12.5	111.3387	100.0
25	57 13C3-PFHxS	401.9 > 79.9	3.24e3	3.24e3	0.112	1.000	3.96	3.96	12.5	111.3387	100.0
26	58 13C8-PFOA	421.3 > 376	8.20e3	8.20e3	0.112	1.000	4.33	4.34	12.5	111.3387	100.0
27	59 13C9-PFNA	472.2 > 426.9	1.04e4	1.04e4	0.112	1.000	4.70	4.77	12.5	111.3387	100.0
28	60 13C4-PFOS	503 > 79.9	3.12e3	3.12e3	0.112	1.000	4.84	4.85	12.5	111.3387	100.0
29	61 13C6-PFDA	519.1 > 473.7	1.09e4	1.09e4	0.112	1.000	5.14	5.15	12.5	111.3387	100.0
30	62 13C7-PFUdA	570.1 > 524.8	1.31e4	1.31e4	0.112	1.000	5.46	5.47	12.5	111.3387	100.0
31	63 Total PFHxS	398.9 > 79.6	0.00e0	1.03e3	0.112		3.85		0.000		
32	64 Total PFOA	413 > 368.7	6.01e1	1.02e4	0.112		4.21		0.000		

GM for AD 3/12/2018

Dataset: Z:\Projects\PFAS.PRO\Results\180228M1\180228M1-113.qld

Last Altered: Monday, March 12, 2018 10:50:14 Pacific Daylight Time

Printed: Monday, March 12, 2018 10:50:51 Pacific Daylight Time

Name: 180228M1_113, Date: 01-Mar-2018, Time: 17:58:51, ID: 1800324-05 OF-RW28-0218 0.11227, Description: OF-RW28-0218

	# Name	Trace	Area	IS Area	Wt./Vol.	RRF	Pred.RT	RT	y Axis Resp.	Conc.	%Rec
33	66 Total N-MeFOSAA	570.1 > 419	0.00e0	3.59e3	0.112		5.29		0.000		
34	67 Total N-EtFOSAA	584.2 > 419	0.00e0	4.45e3	0.112		5.45		0.000		

Dataset: Z:\Projects\PFAS.PRO\Results\180228M1\180228M1-113.qld

Last Altered: Monday, March 12, 2018 10:50:14 Pacific Daylight Time

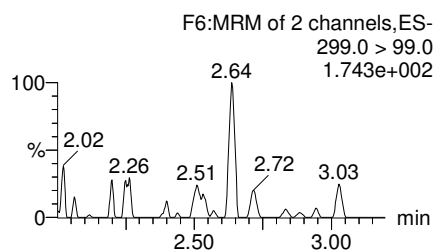
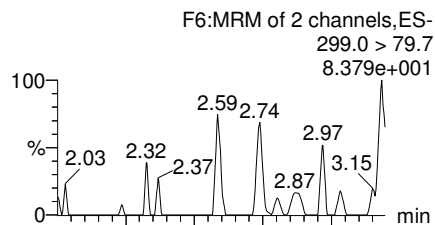
Printed: Monday, March 12, 2018 10:50:51 Pacific Daylight Time

Method: Z:\Projects\PFAS.pro\MethDB\PFAS_FULL_80C_022718.mdb 28 Feb 2018 13:19:45

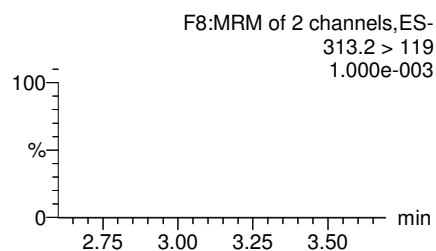
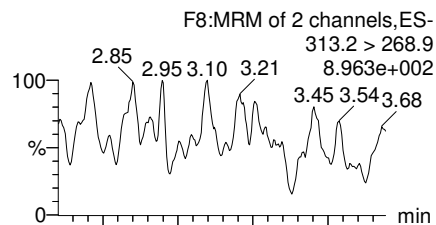
Calibration: Z:\Projects\PFAS.pro\CurveDB\C18_VAL-PFAS_Q4_02-28-18-FULL.cdb 01 Mar 2018 12:54:21

Name: 180228M1_113, Date: 01-Mar-2018, Time: 17:58:51, ID: 1800324-05 OF-RW28-0218 0.11227, Description: OF-RW28-0218

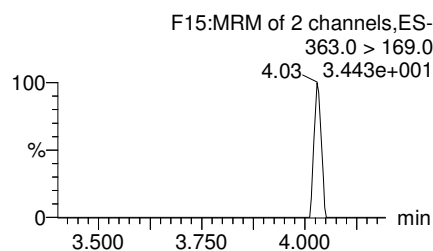
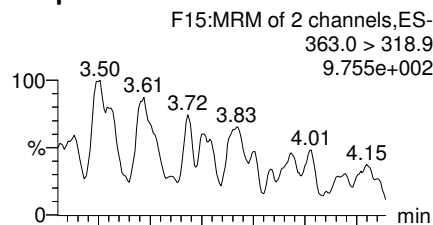
PFBS



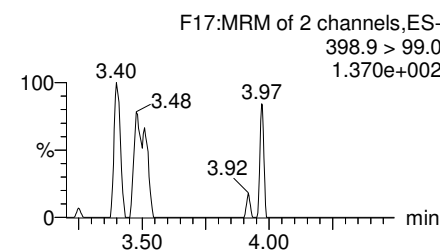
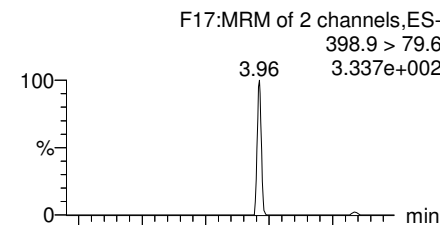
PFHxA



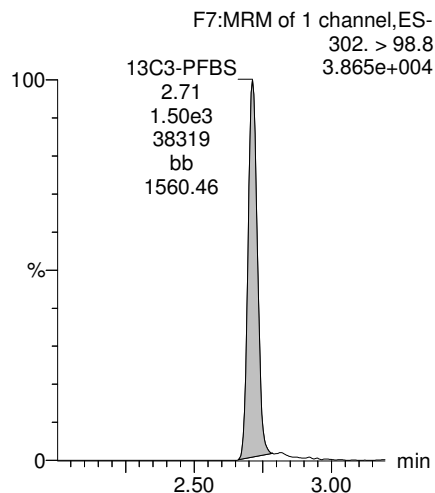
PFHpA



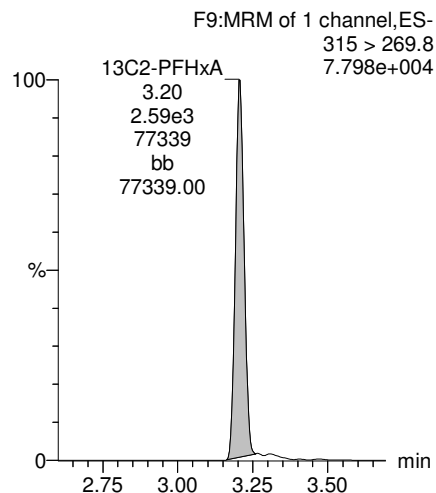
Total PFHxS



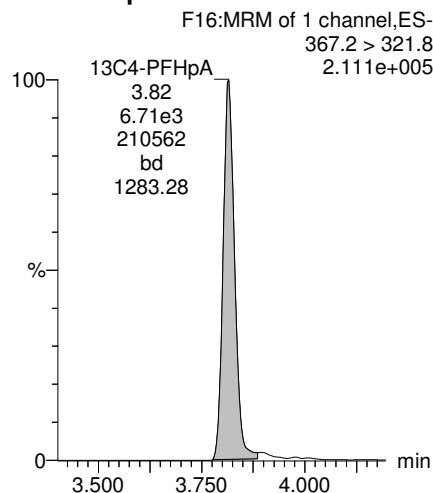
13C3-PFBS



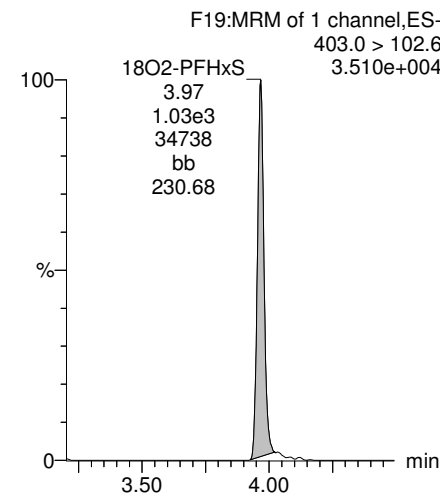
13C2-PFHxA



13C4-PFHpA



18O2-PFHxS

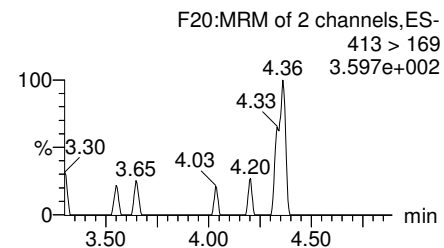
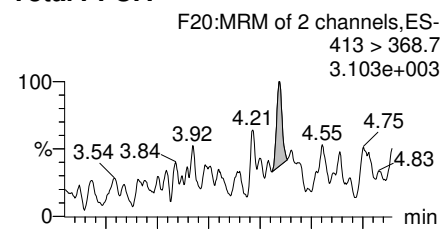


Dataset: Z:\Projects\PFAS.PRO\Results\180228M1\180228M1-113.qld

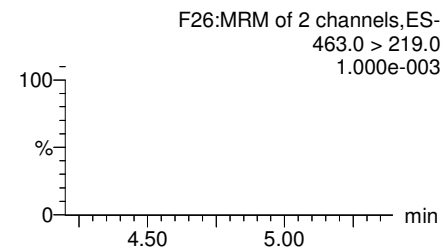
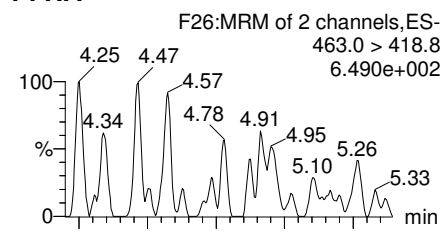
Last Altered: Monday, March 12, 2018 10:50:14 Pacific Daylight Time
Printed: Monday, March 12, 2018 10:50:51 Pacific Daylight Time

Name: 180228M1_113, Date: 01-Mar-2018, Time: 17:58:51, ID: 1800324-05 OF-RW28-0218 0.11227, Description: OF-RW28-0218

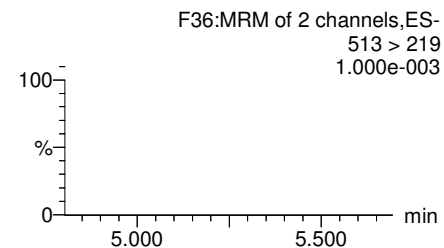
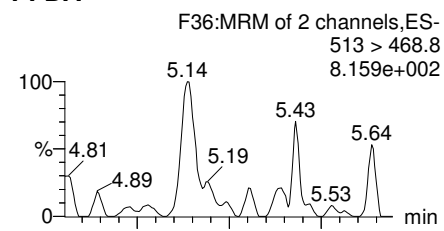
Total PFOA



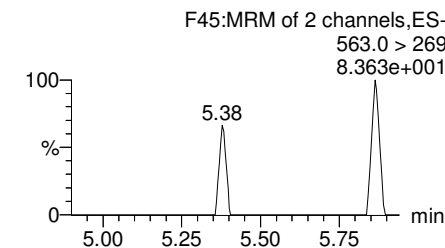
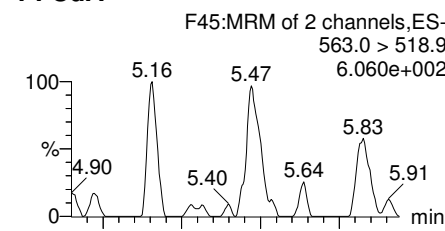
PFNA



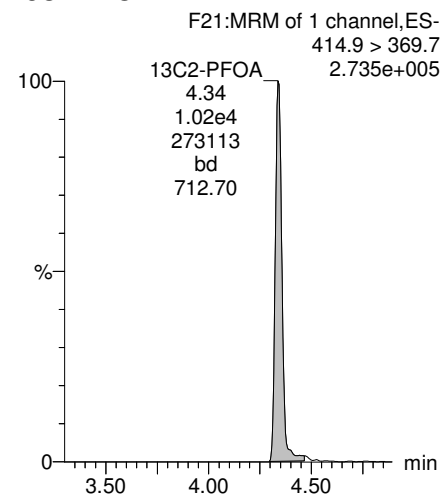
PFDA



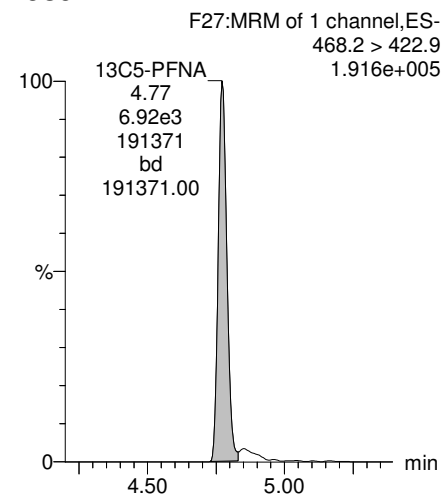
PFUdA



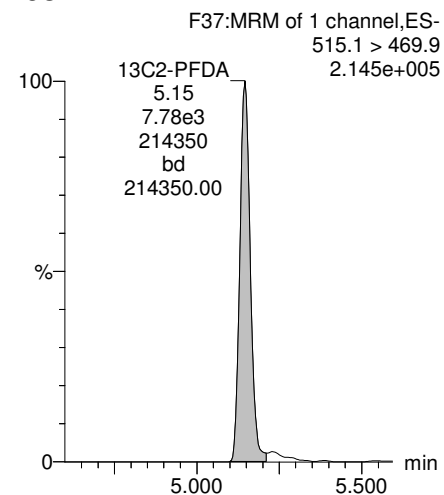
13C2-PFOA



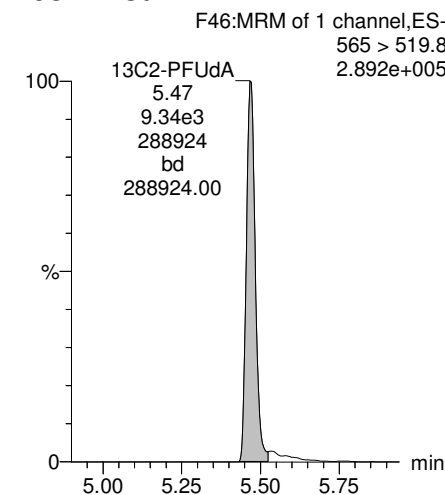
13C5-PFNA



13C2-PFDA



13C2-PFUdA



Dataset: Z:\Projects\PFAS.PRO\Results\180228M1\180228M1-113.qld

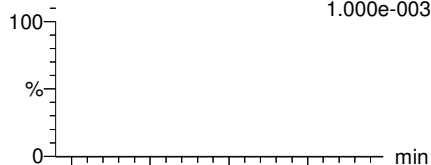
Last Altered: Monday, March 12, 2018 10:50:14 Pacific Daylight Time

Printed: Monday, March 12, 2018 10:50:51 Pacific Daylight Time

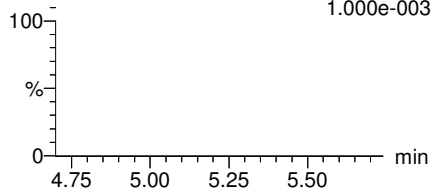
Name: 180228M1_113, Date: 01-Mar-2018, Time: 17:58:51, ID: 1800324-05 OF-RW28-0218 0.11227, Description: OF-RW28-0218

N-MeFOSAA

F47:MRM of 2 channels,ES-
570.1 > 419
1.000e-003

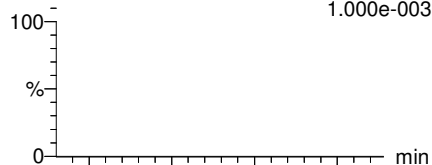


F47:MRM of 2 channels,ES-
570.1 > 483.0
1.000e-003

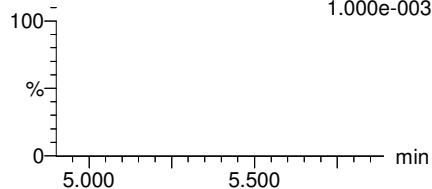


N-EtFOSAA

F50:MRM of 2 channels,ES-
584.2 > 419
1.000e-003

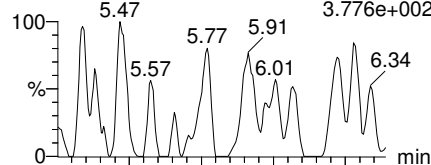


F50:MRM of 2 channels,ES-
584.2 > 483.0
1.000e-003

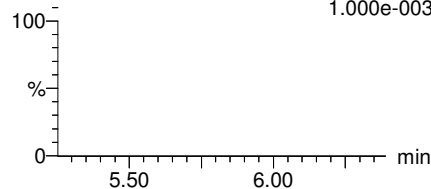


PFDoA

F53:MRM of 4 channels,ES-
612.9 > 569.0
3.776e+002

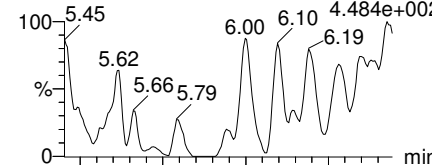


F53:MRM of 4 channels,ES-
612.9 > 318.8
1.000e-003

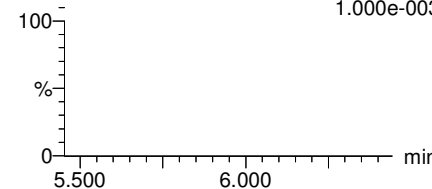


PFTrDA

F59:MRM of 2 channels,ES-
662.9 > 618.9
4.484e+002

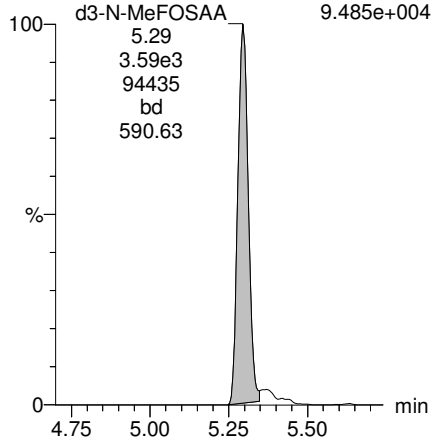


F59:MRM of 2 channels,ES-
662.9 > 319
1.000e-003



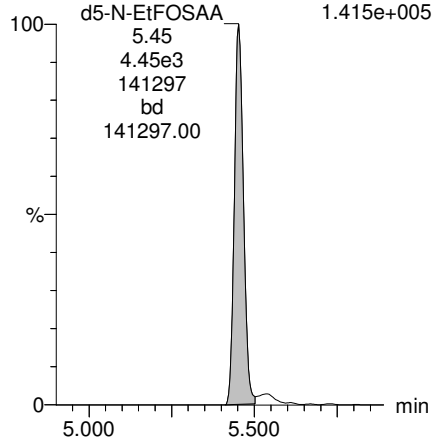
d3-N-MeFOSAA

F49:MRM of 1 channel,ES-
573.3 > 419
9.485e+004



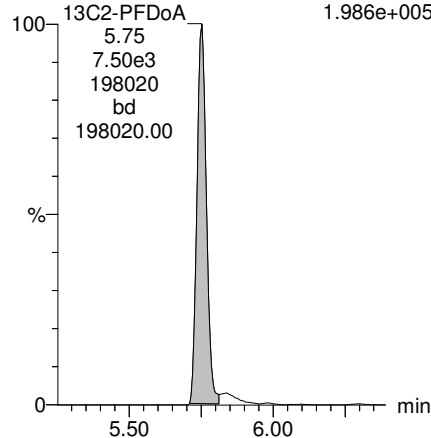
d5-N-EtFOSAA

F51:MRM of 1 channel,ES-
589.3 > 419
1.415e+005



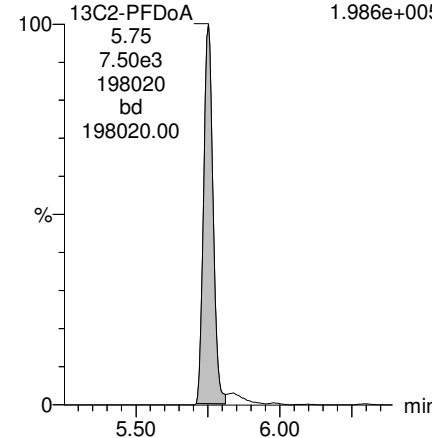
13C2-PFDoA

F54:MRM of 2 channels,ES-
615.0 > 569.7
1.986e+005



13C2-PFDoA

F54:MRM of 2 channels,ES-
615.0 > 569.7
1.986e+005

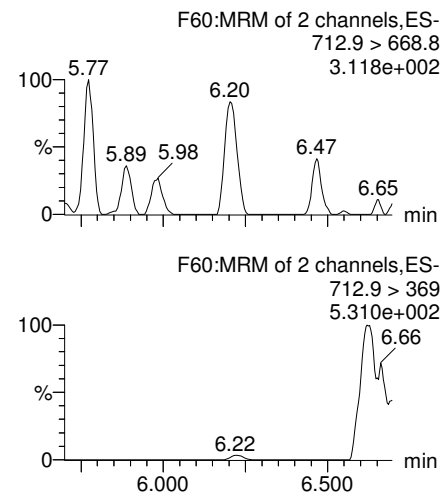


Dataset: Z:\Projects\PFAS.PRO\Results\180228M1\180228M1-113.qld

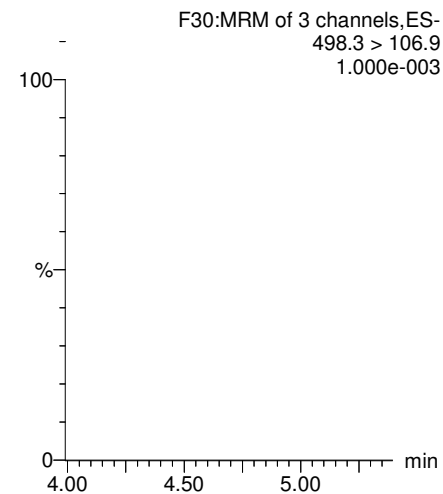
Last Altered: Monday, March 12, 2018 10:50:14 Pacific Daylight Time
Printed: Monday, March 12, 2018 10:50:51 Pacific Daylight Time

Name: 180228M1_113, Date: 01-Mar-2018, Time: 17:58:51, ID: 1800324-05 OF-RW28-0218 0.11227, Description: OF-RW28-0218

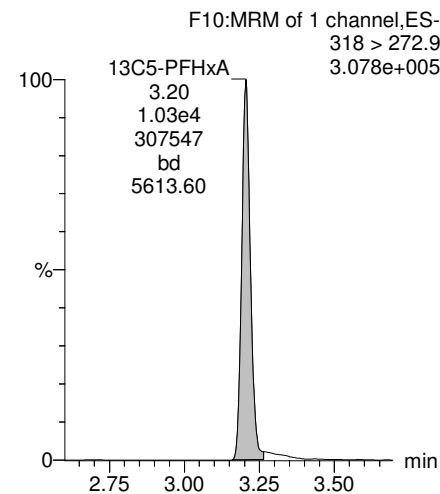
PFTeDA



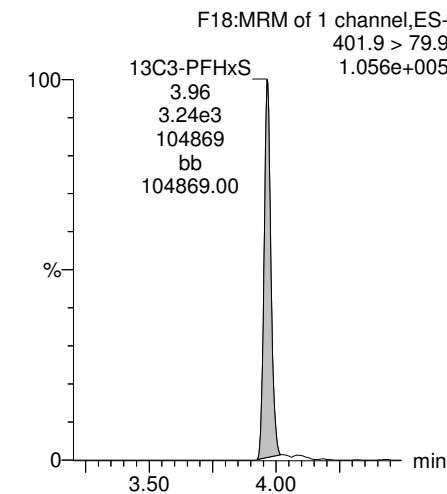
TCDA



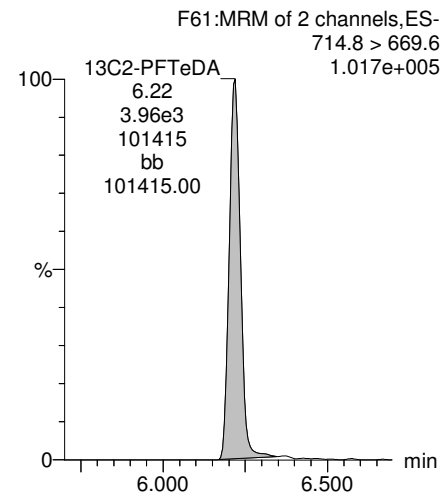
13C5-PFHxA



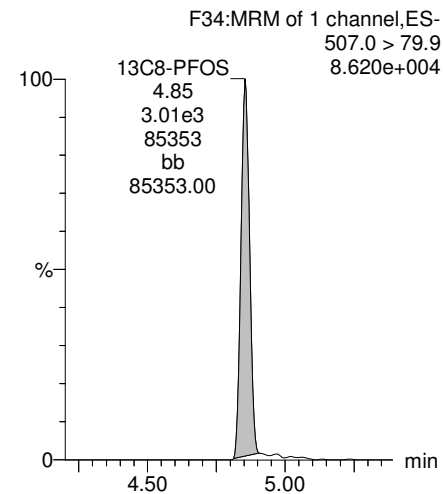
13C3-PFHxS



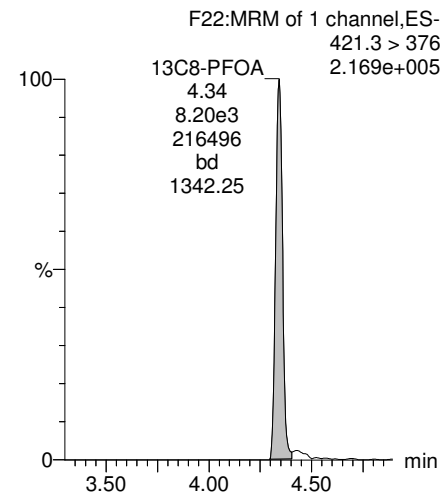
13C2-PFTeDA



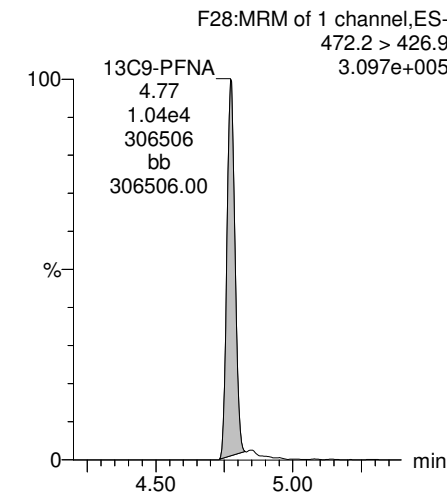
13C8-PFOS



13C8-PFOA



13C9-PFNA



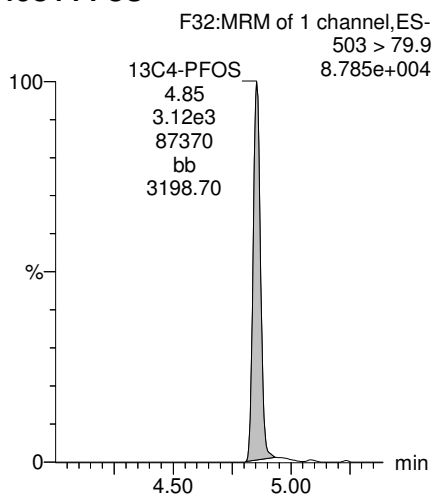
Dataset: Z:\Projects\PFAS.PRO\Results\180228M1\180228M1-113.qld

Last Altered: Monday, March 12, 2018 10:50:14 Pacific Daylight Time

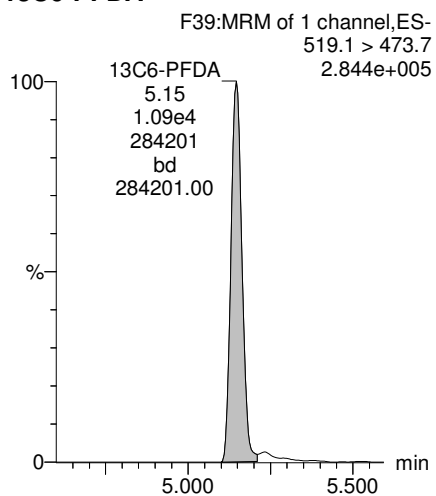
Printed: Monday, March 12, 2018 10:50:51 Pacific Daylight Time

Name: 180228M1_113, Date: 01-Mar-2018, Time: 17:58:51, ID: 1800324-05 OF-RW28-0218 0.11227, Description: OF-RW28-0218

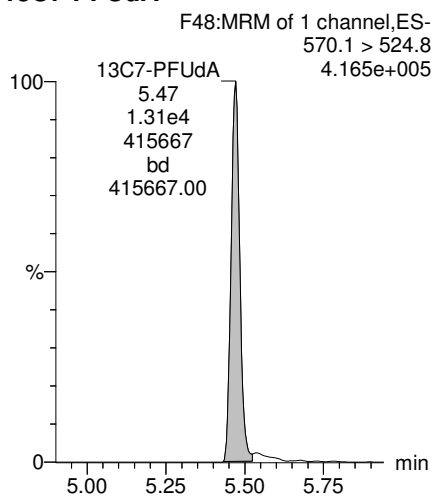
13C4-PFOS



13C6-PFDA



13C7-PFUdA



Dataset: Z:\Projects\PFAS.PRO\Results\180301M1\180301M1-71.qld

Last Altered: Tuesday, March 06, 2018 15:42:44 Pacific Standard Time

Printed: Tuesday, March 06, 2018 15:43:07 Pacific Standard Time

Method: Z:\Projects\PFAS.pro\MethDB\PFAS_FULL_80C_022718.mdb 28 Feb 2018 13:19:45

Calibration: Z:\Projects\PFAS.PRO\CurveDB\C18_VAL-PFAS_Q4_03-01-18-FULL.cdb 05 Mar 2018 08:17:35

Name: 180301M1_71, Date: 02-Mar-2018, Time: 14:03:36, ID: 1800324-05 OF-RW28-0218 0.11227, Description: OF-RW28-0218

	# Name	Trace	Area	IS Area	Wt./Vol.	RRF	Pred.RT	RT	y Axis Resp.	Conc.	%Rec
1	16 L-PFOS	499 > 79.9		2.96e3	0.1123		4.90				
2	43 13C8-PFOS	507.0 > 79.9	2.96e3	3.66e3	0.1123	1.053	4.84	4.84	10.1	85.4	76.7
3	60 13C4-PFOS	503 > 79.9	3.66e3	3.66e3	0.1123	1.000	4.84	4.83	12.5	111	100.0
4	65 Total PFOS	499 > 79.9	0.00e0	2.96e3	0.1123		4.73		0.000		

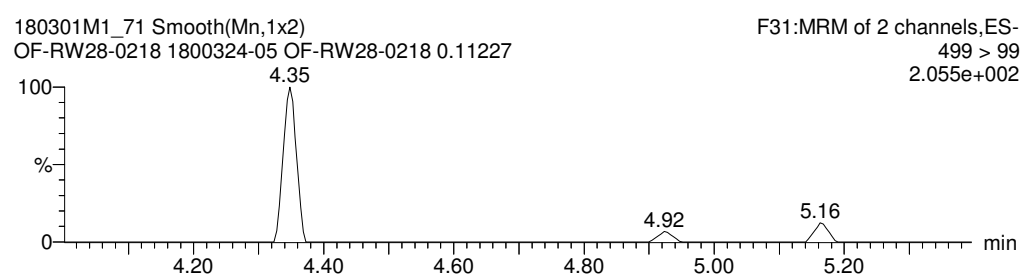
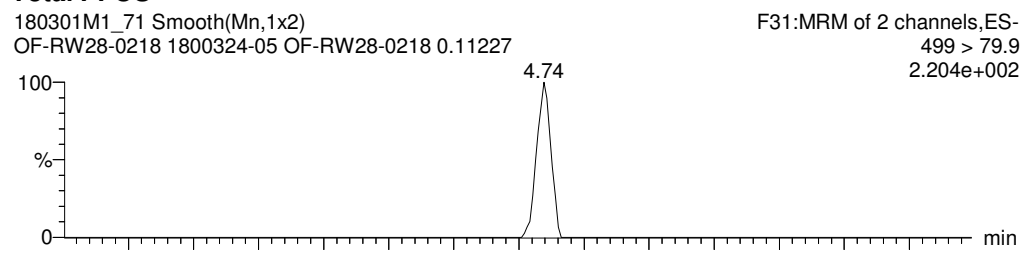
Dataset: Z:\Projects\PFAS.PRO\Results\180301M1\180301M1-71.qld

Last Altered: Tuesday, March 06, 2018 15:42:44 Pacific Standard Time
Printed: Tuesday, March 06, 2018 15:43:07 Pacific Standard Time

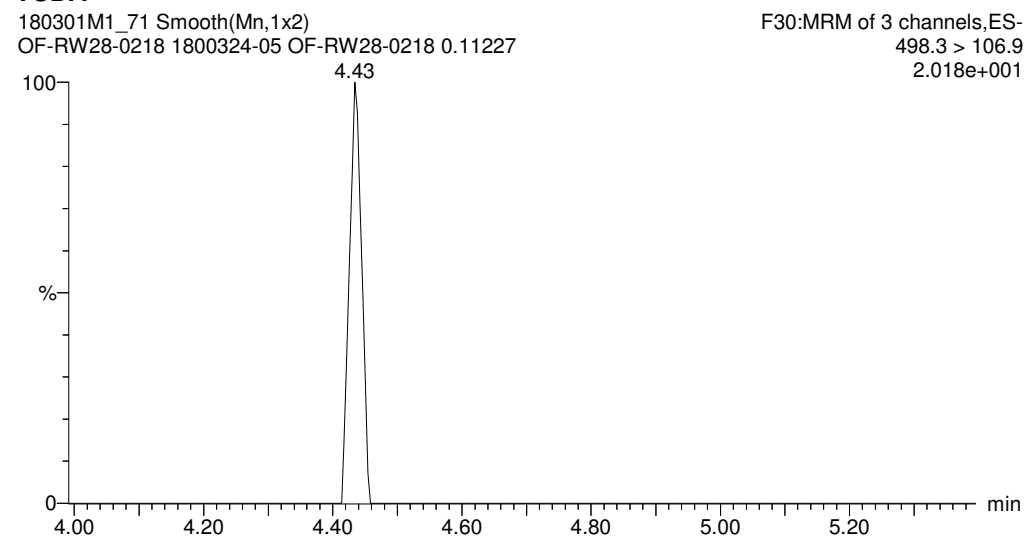
Method: Z:\Projects\PFAS.pro\MethDB\PFAS_FULL_80C_022718.mdb 28 Feb 2018 13:19:45
Calibration: Z:\Projects\PFAS.PRO\CurveDB\C18_VAL-PFAS_Q4_03-01-18-FULL.cdb 05 Mar 2018 08:17:35

Name: 180301M1_71, Date: 02-Mar-2018, Time: 14:03:36, ID: 1800324-05 OF-RW28-0218 0.11227, Description: OF-RW28-0218

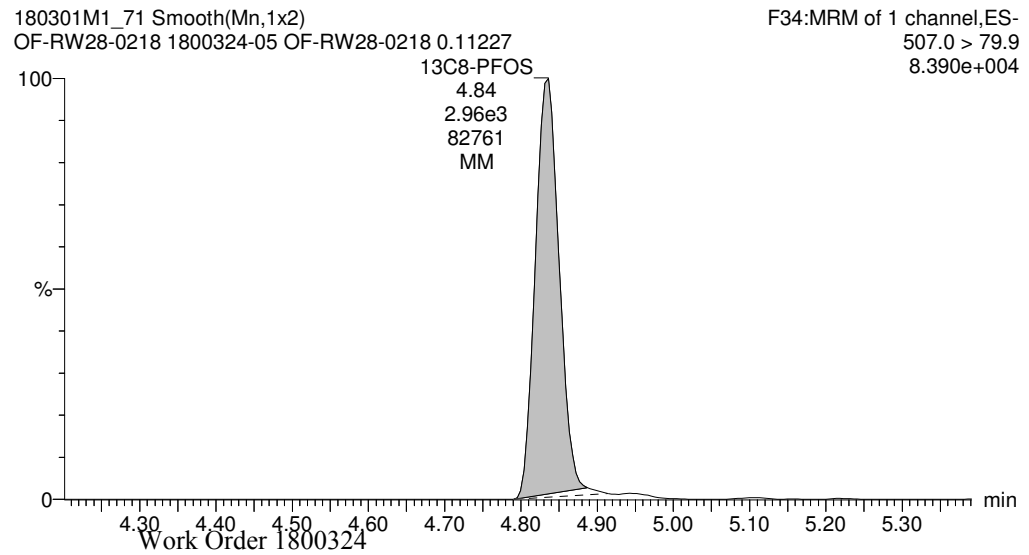
Total PFOS



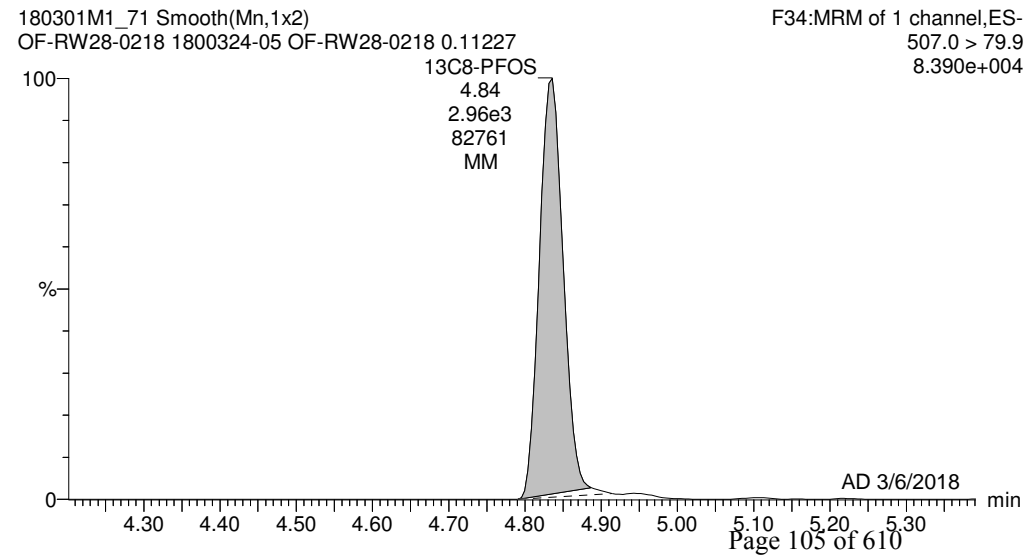
TCDA



13C8-PFOS



13C8-PFOS



Dataset: Z:\Projects\PFAS.PRO\Results\180301M1\180301M1-71.qld

Last Altered: Tuesday, March 06, 2018 15:42:44 Pacific Standard Time

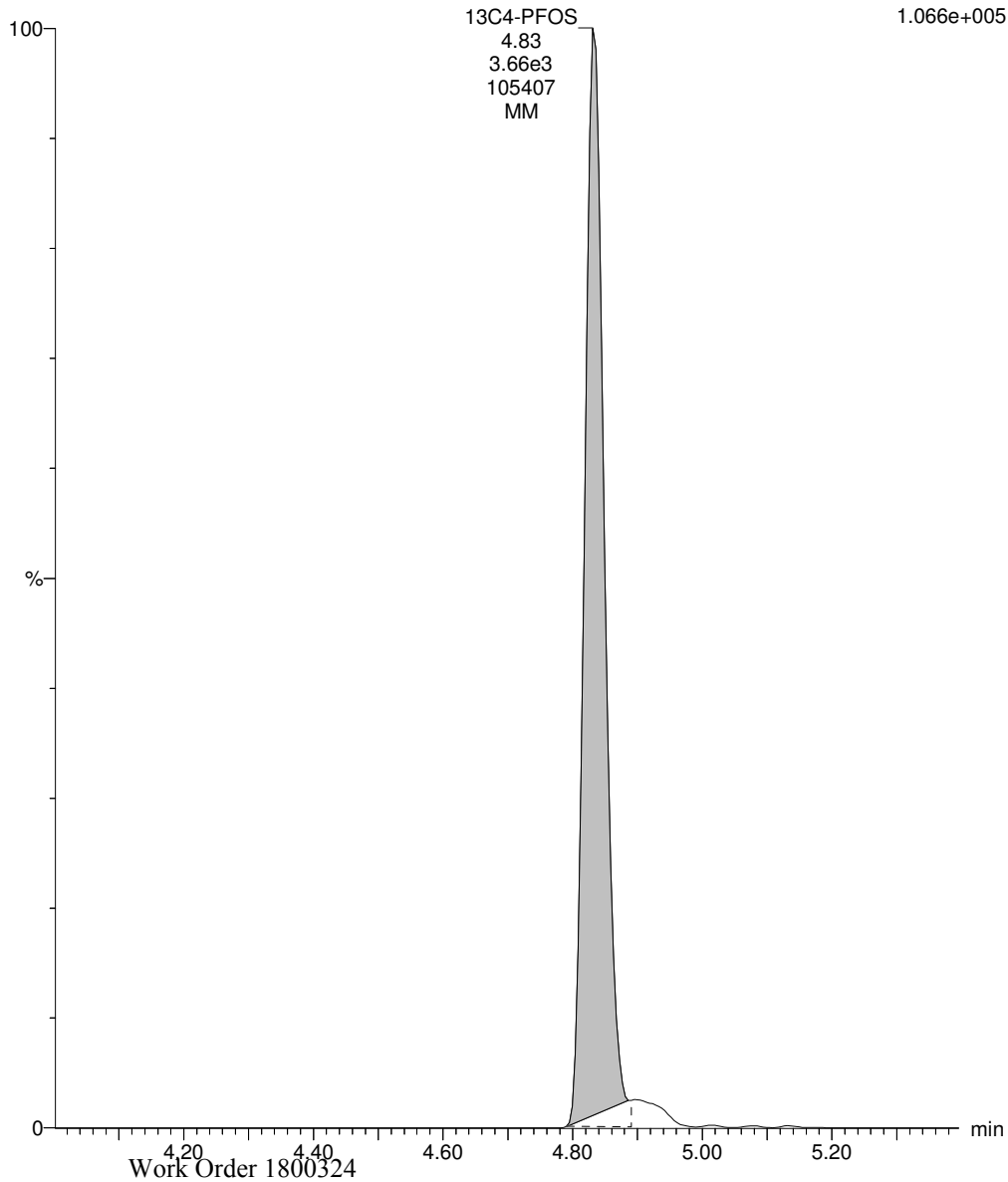
Printed: Tuesday, March 06, 2018 15:43:07 Pacific Standard Time

Name: 180301M1_71, Date: 02-Mar-2018, Time: 14:03:36, ID: 1800324-05 OF-RW28-0218 0.11227, Description: OF-RW28-0218

13C4-PFOS

180301M1_71 Smooth(Mn,1x2)
OF-RW28-0218 1800324-05 OF-RW28-0218 0.11227

F32:MRM of 1 channel,ES-
503 > 79.9
1.066e+005



Dataset: Z:\Projects\PFAS.PRO\Results\180228M1\180228M1-114.qld

Last Altered: Tuesday, March 06, 2018 15:06:49 Pacific Standard Time

Printed: Tuesday, March 06, 2018 15:07:51 Pacific Standard Time

Method: Z:\Projects\PFAS.pro\MethDB\PFAS_FULL_80C_022718.mdb 28 Feb 2018 13:19:45

Calibration: Z:\Projects\PFAS.pro\CurveDB\C18_VAL-PFAS_Q4_02-28-18-FULL.cdb 01 Mar 2018 12:54:21

Name: 180228M1_114, Date: 01-Mar-2018, Time: 18:10:21, ID: 1800324-06 OF-FB28-0218 0.11581, Description: OF-FB28-0218

	#	Name	Trace	Area	IS Area	Wt./Vol.	RRF	Pred.RT	RT	y Axis Resp.	Conc.	%Rec
1	3	PFBS	299.0 > 79.7		1.35e3	0.116		2.60				
2	5	PFHxA	313.2 > 268.9		2.26e3	0.116		3.19				
3	7	PFHpA	363.0 > 318.9		6.11e3	0.116		3.81				
4	8	L-PFHxS	398.9 > 79.6		9.99e2	0.116		4.17				
5	11	L-PFOA	413 > 368.7		9.28e3	0.116		4.40				
6	14	PFNA	463.0 > 418.8		6.26e3	0.116		4.76				
7	18	PFDA	513 > 468.8		8.52e3	0.116		5.14				
8	21	N-MeFOSAA	570.1 > 419		3.55e3	0.116		5.29				
9	22	N-EtFOSAA	584.2 > 419		2.94e3	0.116		5.45				
10	23	PFUdA	563.0 > 518.9		9.73e3	0.116		5.46				
11	25	PFDoA	612.9 > 569.0		6.65e3	0.116		5.74				

Dataset: Z:\Projects\PFAS.PRO\Results\180228M1\180228M1-114.qld

Last Altered: Tuesday, March 06, 2018 15:06:49 Pacific Standard Time

Printed: Tuesday, March 06, 2018 15:07:42 Pacific Standard Time

Method: Z:\Projects\PFAS.pro\MethDB\PFAS_FULL_80C_022718.mdb 28 Feb 2018 13:19:45

Calibration: Z:\Projects\PFAS.pro\CurveDB\C18_VAL-PFAS_Q4_02-28-18-FULL.cdb 01 Mar 2018 12:54:21

Name: 180228M1_114, Date: 01-Mar-2018, Time: 18:10:21, ID: 1800324-06 OF-FB28-0218 0.11581, Description: OF-FB28-0218

#	Name	Trace	Area	IS Area	Wt./Vol.	RRF	Pred.RT	RT	y Axis Resp.	Conc.	%Rec
1	27	PFTrDA	662.9 > 618.9	6.65e3	0.116		5.98				
2	28	PFTeDA	712.9 > 668.8	3.69e3	0.116		6.20				
3	36	13C3-PFBS	302. > 98.8	1.35e3	0.116	0.123	2.69	2.72	1.90	133.3042	123.5
4	37	13C2-PFHxA	315 > 269.8	2.26e3	0.116	0.712	3.19	3.21	3.19	38.6682	89.6
5	38	13C4-PFHpA	367.2 > 321.8	6.11e3	0.116	0.678	3.81	3.82	8.62	109.7595	101.7
6	39	18O2-PFHxS	403.0 > 102.6	9.99e2	0.116	0.392	3.96	3.96	4.06	89.2763	82.7
7	40	13C2-PFOA	414.9 > 369.7	9.28e3	0.116	1.308	4.33	4.34	13.3	87.9143	81.5
8	41	13C5-PFNA	468.2 > 422.9	6.26e3	0.116	0.976	4.76	4.77	8.74	77.3316	71.6
9	42	13C8-PFOA	506.1 > 77.7	1.28e3	0.116	0.254	4.83	4.84	1.35	45.8641	42.5
10	44	13C2-PFDA	515.1 > 469.9	8.52e3	0.116	0.967	5.14	5.15	9.52	84.9790	78.7
11	45	d3-N-MeFOSAA	573.3 > 419	3.55e3	0.116	0.381	5.29	5.29	3.74	84.6771	78.5
12	46	d5-N-EtFOSAA	589.3 > 419	2.94e3	0.116	0.399	5.45	5.45	3.09	67.0127	62.1
13	47	13C2-PFUdA	565 > 519.8	9.73e3	0.116	0.985	5.46	5.47	10.2	89.7357	83.1
14	48	13C2-PFDoA	615.0 > 569.7	6.65e3	0.116	0.813	5.74	5.75	6.99	74.2336	68.8
15	49	d3-N-MeFOSA	515.2 > 168.9		0.116	0.124	5.84				
16	50	13C2-PFTeDA	714.8 > 669.6	3.69e3	0.116	0.379	6.20	6.22	3.88	88.4265	81.9
17	51	d5-N-ETFOSA	531.1 > 168.9		0.116	0.189	6.22				
18	52	13C2-PFHxDA	815 > 769.7	2.88e3	0.116	0.703	6.51	6.55	3.03	37.2080	86.2
19	53	d7-N-MeFOSE	623.1 > 58.9		0.116	0.157	6.31				
20	54	d9-N-EtFOSE	639.2 > 58.8		0.116	0.146	6.45				
21	55	13C4-PFBA	217. > 171.8	7.59e3	0.116	1.000	1.46	1.48	12.5	107.9354	100.0
22	56	13C5-PFHxA	318 > 272.9	8.86e3	0.116	1.000	3.19	3.20	12.5	107.9354	100.0
23	57	13C3-PFHxS	401.9 > 79.9	3.08e3	0.116	1.000	3.96	3.96	12.5	107.9354	100.0
24	58	13C8-PFOA	421.3 > 376	8.71e3	0.116	1.000	4.33	4.34	12.5	107.9354	100.0
25	59	13C9-PFNA	472.2 > 426.9	8.95e3	0.116	1.000	4.70	4.77	12.5	107.9354	100.0
26	61	13C6-PFDA	519.1 > 473.7	1.12e4	0.116	1.000	5.14	5.15	12.5	107.9354	100.0
27	62	13C7-PFUdA	570.1 > 524.8	1.19e4	0.116	1.000	5.46	5.47	12.5	107.9354	100.0
28	63	Total PFHxS	398.9 > 79.6	0.00e0	0.116		3.85		0.000		
29	64	Total PFOA	413 > 368.7	0.00e0	0.116		4.21		0.000		

Dataset: Z:\Projects\PFAS.PRO\Results\180228M1\180228M1-114.qld

Last Altered: Tuesday, March 06, 2018 15:06:49 Pacific Standard Time

Printed: Tuesday, March 06, 2018 15:07:25 Pacific Standard Time

Method: Z:\Projects\PFAS.pro\MethDB\PFAS_FULL_80C_022718.mdb 28 Feb 2018 13:19:45

Calibration: Z:\Projects\PFAS.pro\CurveDB\C18_VAL-PFAS_Q4_02-28-18-FULL.cdb 01 Mar 2018 12:54:21

Name: 180228M1_114, Date: 01-Mar-2018, Time: 18:10:21, ID: 1800324-06 OF-FB28-0218 0.11581, Description: OF-FB28-0218

	# Name	Trace	Area	IS Area	Wt./Vol.	RRF	Pred.RT	RT	y Axis Resp.	Conc.	%Rec
1	66 Total N-MeFOSAA	570.1 > 419	0.00e0	3.55e3	0.116		5.29		0.000		
2	67 Total N-EtFOSAA	584.2 > 419	0.00e0	2.94e3	0.116		5.45		0.000		

Dataset: Z:\Projects\PFAS.PRO\Results\180228M1\180228M1-114.qld

Last Altered: Tuesday, March 06, 2018 15:06:49 Pacific Standard Time

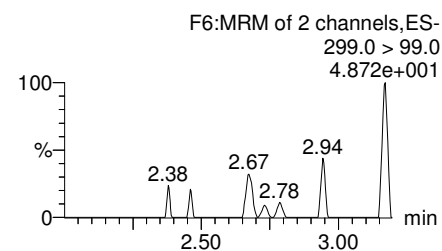
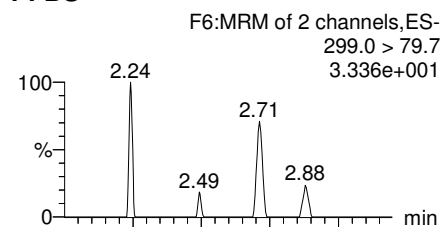
Printed: Tuesday, March 06, 2018 15:07:25 Pacific Standard Time

Method: Z:\Projects\PFAS.pro\MethDB\PFAS_FULL_80C_022718.mdb 28 Feb 2018 13:19:45

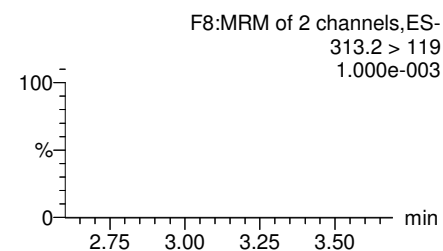
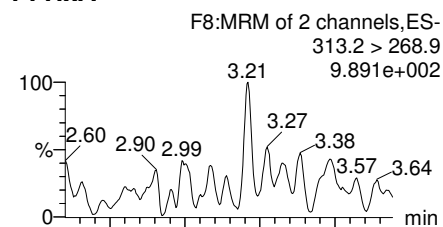
Calibration: Z:\Projects\PFAS.pro\CurveDB\C18_VAL-PFAS_Q4_02-28-18-FULL.cdb 01 Mar 2018 12:54:21

Name: 180228M1_114, Date: 01-Mar-2018, Time: 18:10:21, ID: 1800324-06 OF-FB28-0218 0.11581, Description: OF-FB28-0218

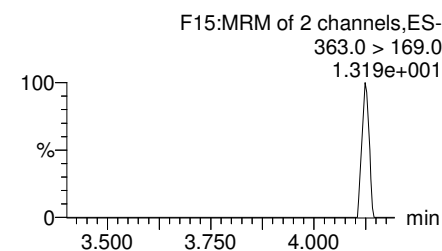
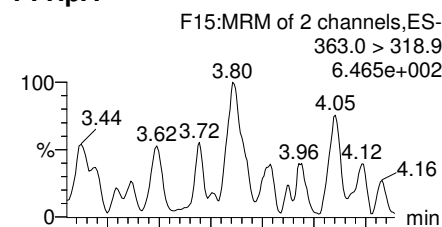
PFBS



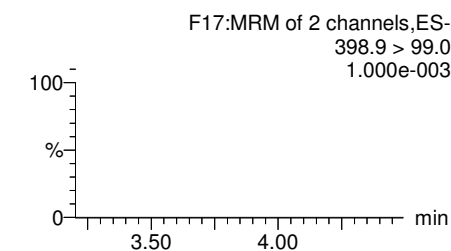
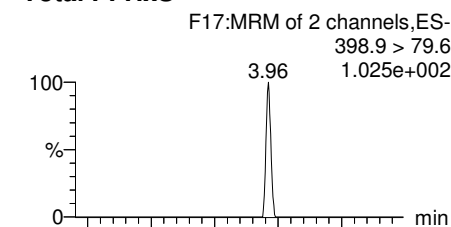
PFHxA



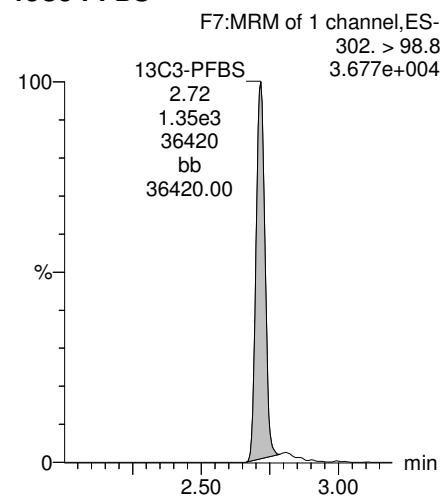
PFHpA



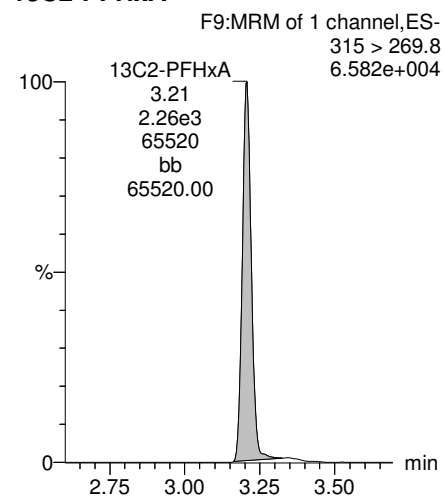
Total PFHxS



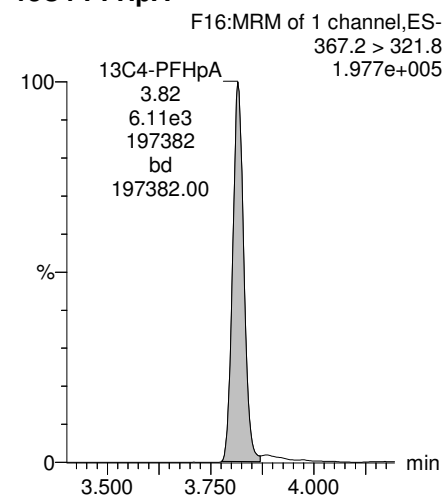
13C3-PFBS



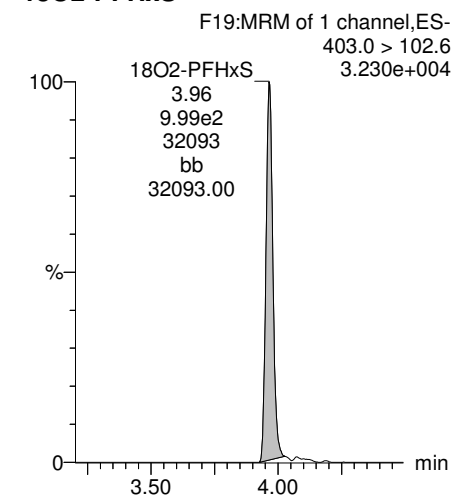
13C2-PFHxA



13C4-PFHpA



18O2-PFHxS

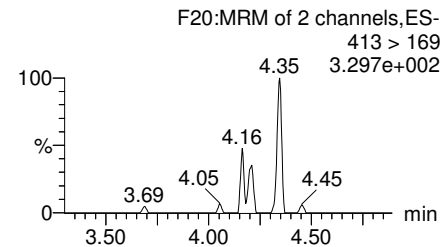
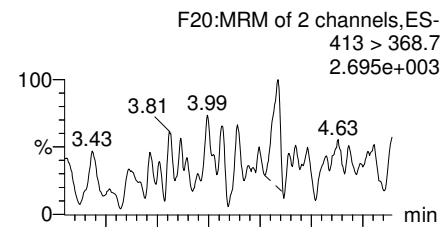


Dataset: Z:\Projects\PFAS.PRO\Results\180228M1\180228M1-114.qld

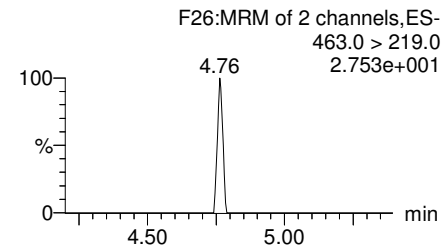
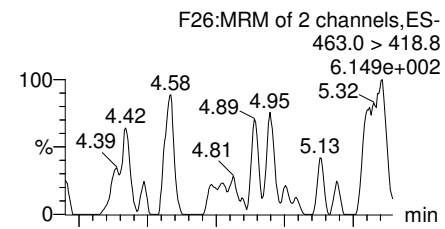
Last Altered: Tuesday, March 06, 2018 15:06:49 Pacific Standard Time
Printed: Tuesday, March 06, 2018 15:07:25 Pacific Standard Time

Name: 180228M1_114, Date: 01-Mar-2018, Time: 18:10:21, ID: 1800324-06 OF-FB28-0218 0.11581, Description: OF-FB28-0218

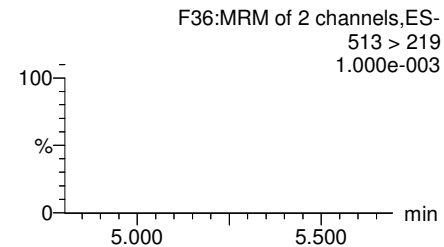
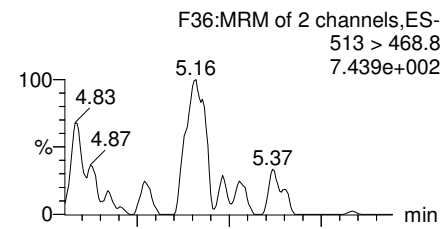
Total PFOA



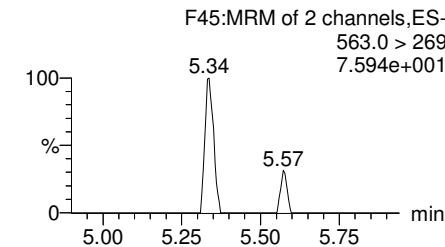
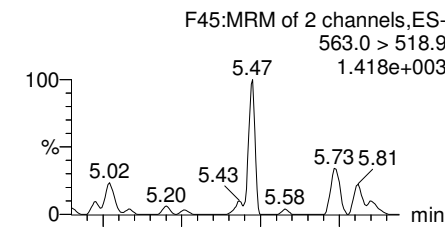
PFNA



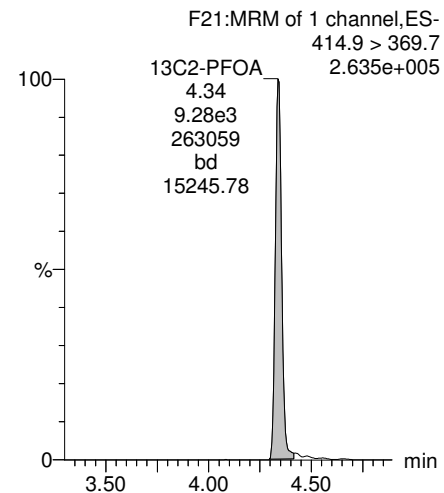
PFDA



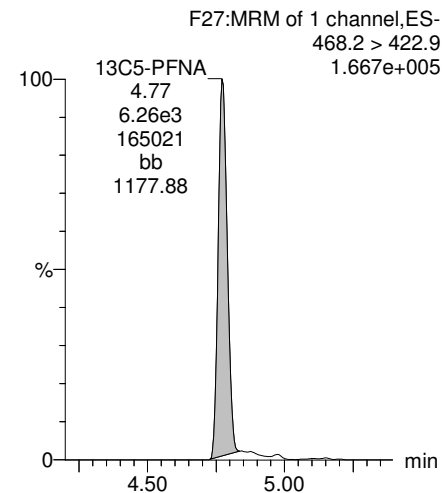
PFUdA



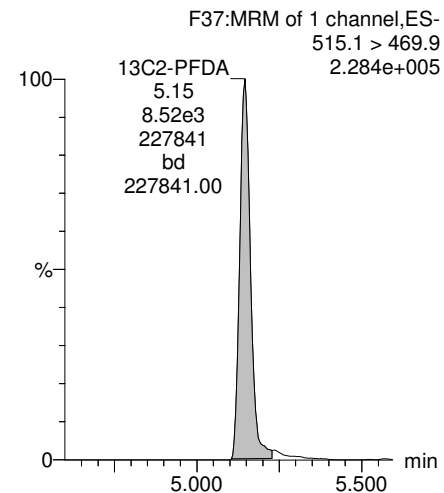
13C2-PFOA



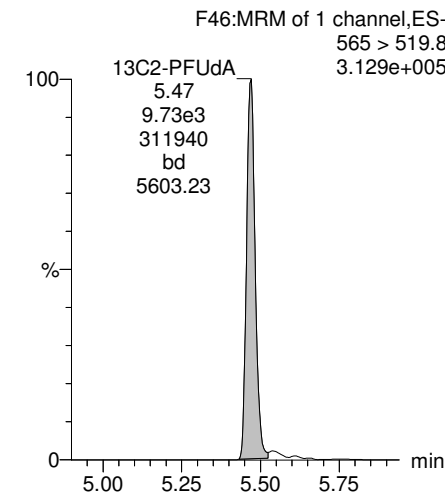
13C5-PFNA



13C2-PFDA



13C2-PFUdA

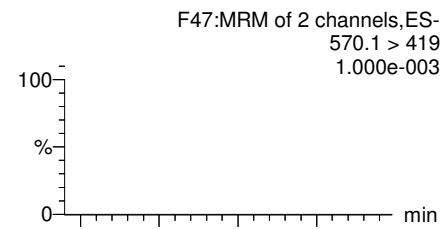


Dataset: Z:\Projects\PFAS.PRO\Results\180228M1\180228M1-114.qld

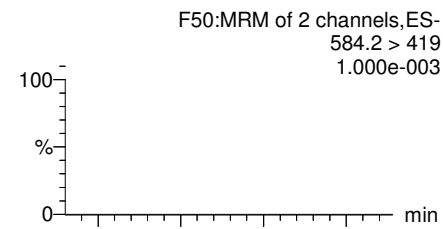
Last Altered: Tuesday, March 06, 2018 15:06:49 Pacific Standard Time
Printed: Tuesday, March 06, 2018 15:07:25 Pacific Standard Time

Name: 180228M1_114, Date: 01-Mar-2018, Time: 18:10:21, ID: 1800324-06 OF-FB28-0218 0.11581, Description: OF-FB28-0218

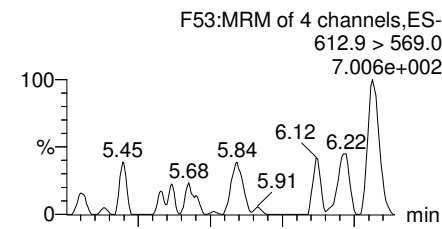
N-MeFOSAA



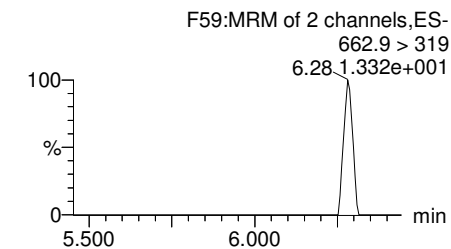
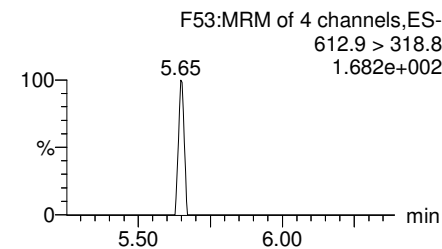
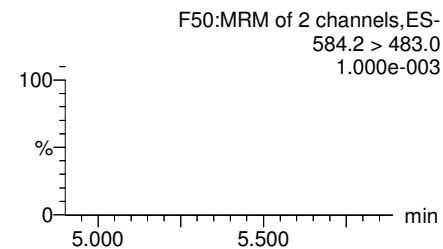
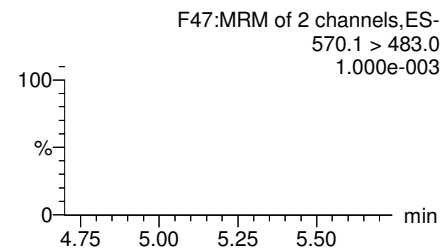
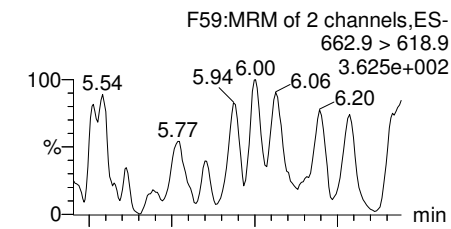
N-EtFOSAA



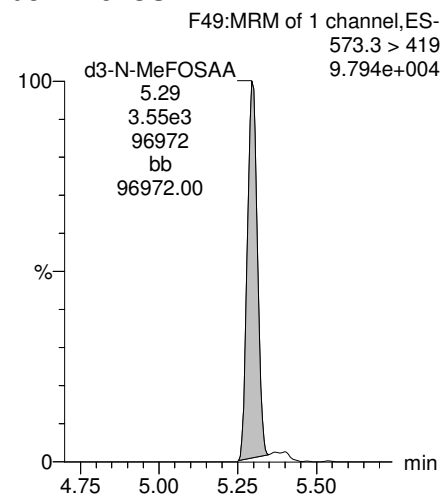
PFDoA



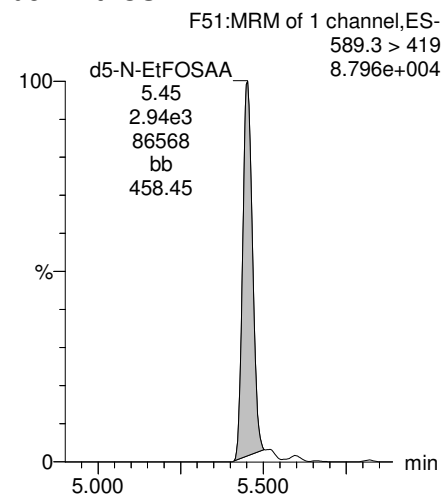
PFTrDA



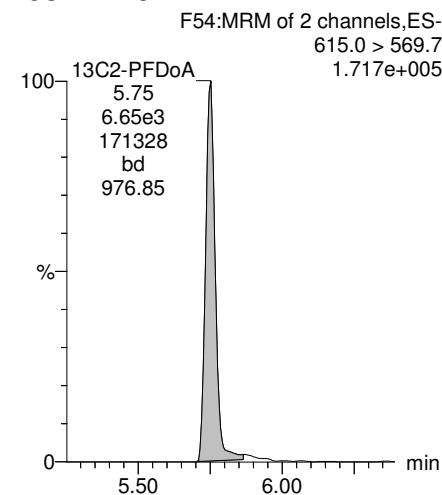
d3-N-MeFOSAA



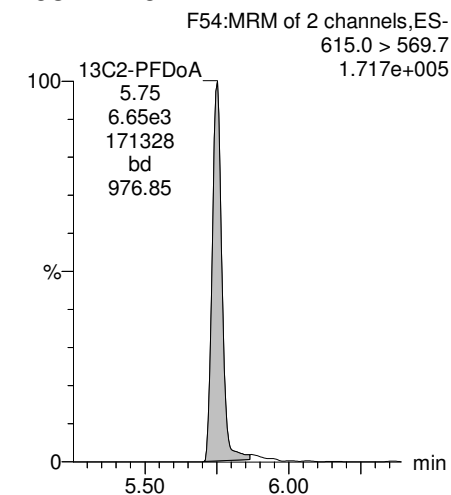
d5-N-EtFOSAA



13C2-PFDoA



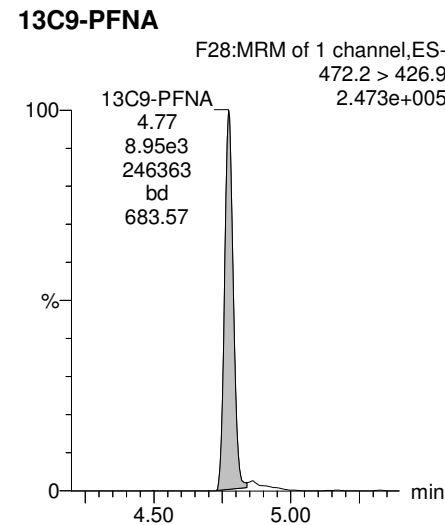
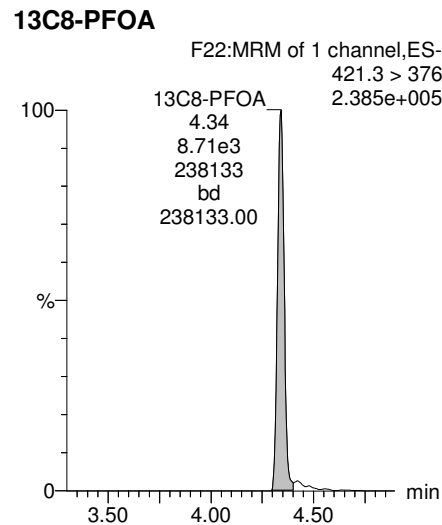
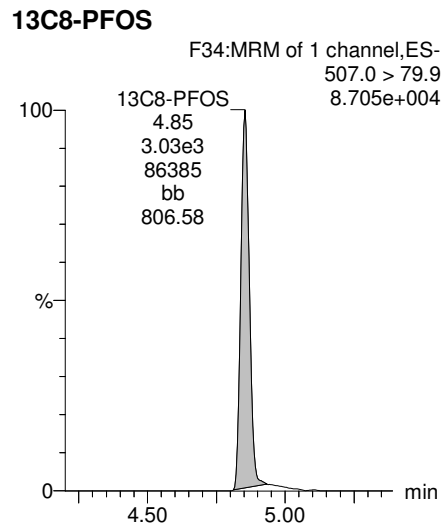
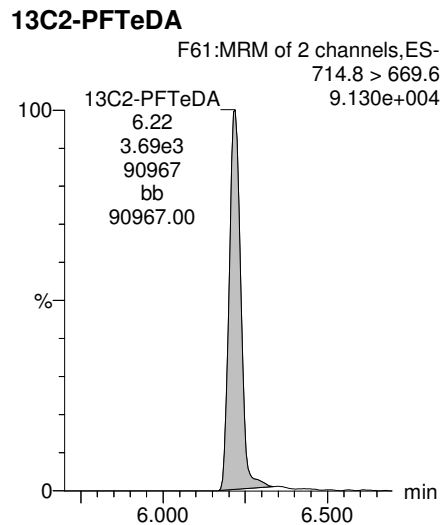
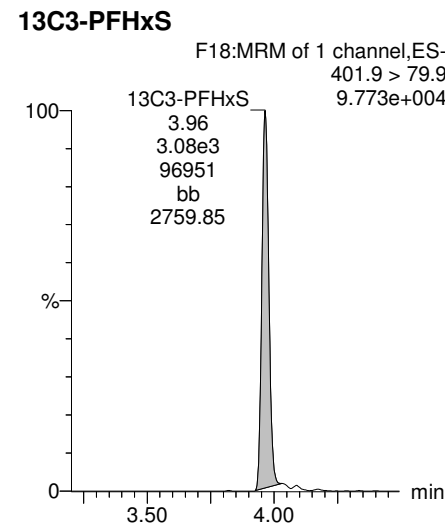
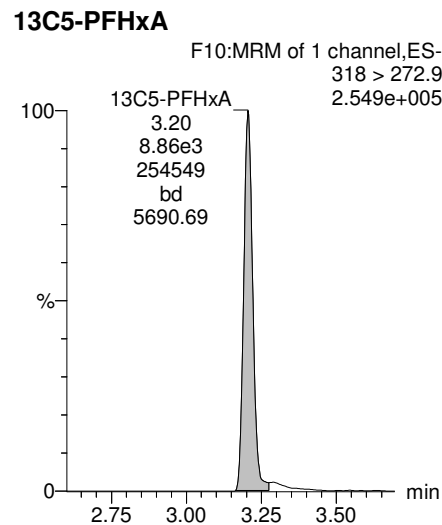
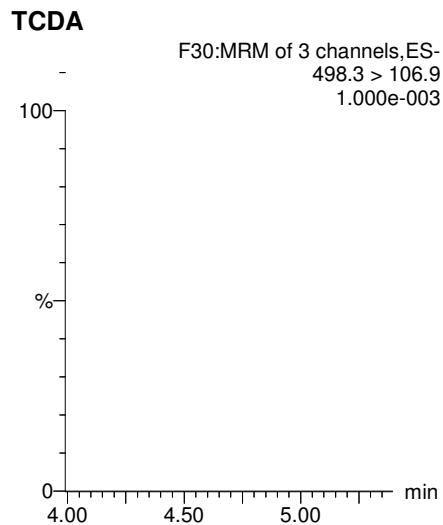
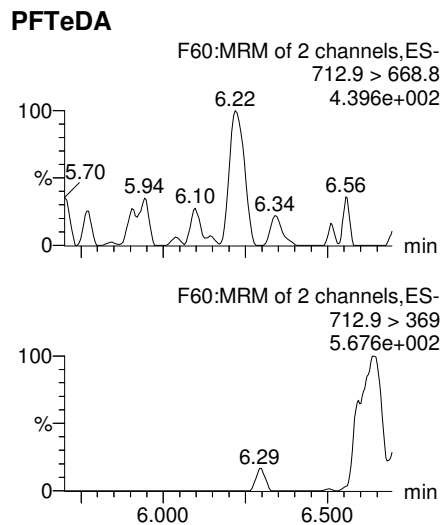
13C2-PFDoA



Dataset: Z:\Projects\PFAS.PRO\Results\180228M1\180228M1-114.qld

Last Altered: Tuesday, March 06, 2018 15:06:49 Pacific Standard Time
Printed: Tuesday, March 06, 2018 15:07:25 Pacific Standard Time

Name: 180228M1_114, Date: 01-Mar-2018, Time: 18:10:21, ID: 1800324-06 OF-FB28-0218 0.11581, Description: OF-FB28-0218

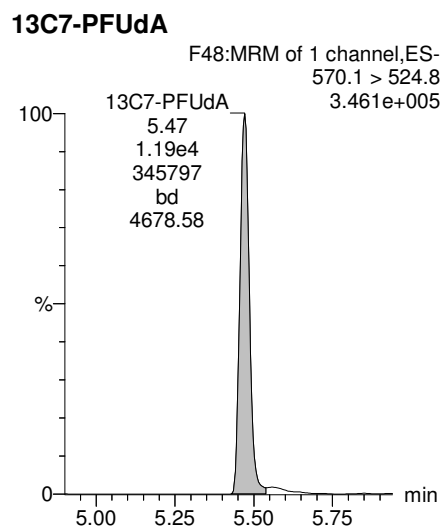
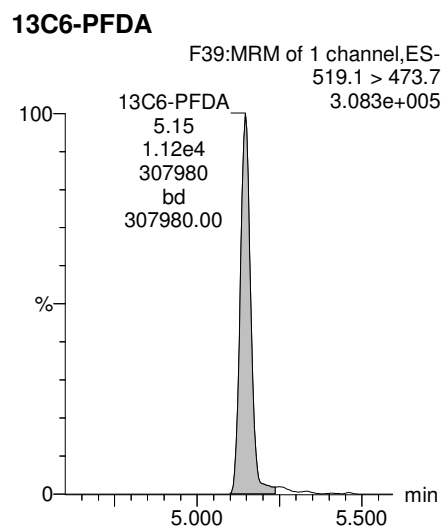
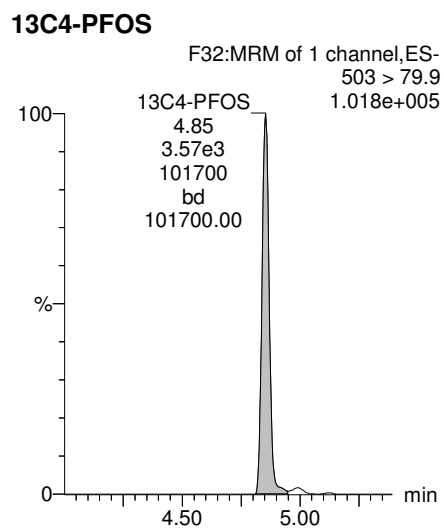


Dataset: Z:\Projects\PFAS.PRO\Results\180228M1\180228M1-114.qld

Last Altered: Tuesday, March 06, 2018 15:06:49 Pacific Standard Time

Printed: Tuesday, March 06, 2018 15:07:25 Pacific Standard Time

Name: 180228M1_114, Date: 01-Mar-2018, Time: 18:10:21, ID: 1800324-06 OF-FB28-0218 0.11581, Description: OF-FB28-0218



Dataset: Z:\Projects\PFAS.PRO\Results\180301M1\180301M1-72.qld

Last Altered: Tuesday, March 06, 2018 15:44:52 Pacific Standard Time

Printed: Tuesday, March 06, 2018 15:45:11 Pacific Standard Time

Method: Z:\Projects\PFAS.pro\MethDB\PFAS_FULL_80C_022718.mdb 28 Feb 2018 13:19:45

Calibration: Z:\Projects\PFAS.PRO\CurveDB\C18_VAL-PFAS_Q4_03-01-18-FULL.cdb 05 Mar 2018 08:17:35

Name: 180301M1_72, Date: 02-Mar-2018, Time: 14:15:06, ID: 1800324-06 OF-FB28-0218 0.11581, Description: OF-FB28-0218

#	Name	Trace	Area	IS Area	Wt./Vol.	RRF	Pred.RT	RT	y Axis Resp.	Conc.	%Rec
1	16 L-PFOS	499 > 79.9		2.44e3	0.1158		4.90				
2	43 13C8-PFOS	507.0 > 79.9	2.44e3	3.31e3	0.1158	1.053	4.84	4.84	9.22	75.6	70.0
3	60 13C4-PFOS	503 > 79.9	3.31e3	3.31e3	0.1158	1.000	4.84	4.84	12.5	108	100.0
4	65 Total PFOS	499 > 79.9	0.00e0	2.44e3	0.1158		4.73		0.000		

Dataset: Z:\Projects\PFAS.PRO\Results\180301M1\180301M1-72.qld

Last Altered: Tuesday, March 06, 2018 15:44:52 Pacific Standard Time
Printed: Tuesday, March 06, 2018 15:45:11 Pacific Standard Time

Method: Z:\Projects\PFAS.pro\MethDB\PFAS_FULL_80C_022718.mdb 28 Feb 2018 13:19:45

Calibration: Z:\Projects\PFAS.PRO\CurveDB\C18_VAL-PFAS_Q4_03-01-18-FULL.cdb 05 Mar 2018 08:17:35

Name: 180301M1_72, Date: 02-Mar-2018, Time: 14:15:06, ID: 1800324-06 OF-FB28-0218 0.11581, Description: OF-FB28-0218

Total PFOS

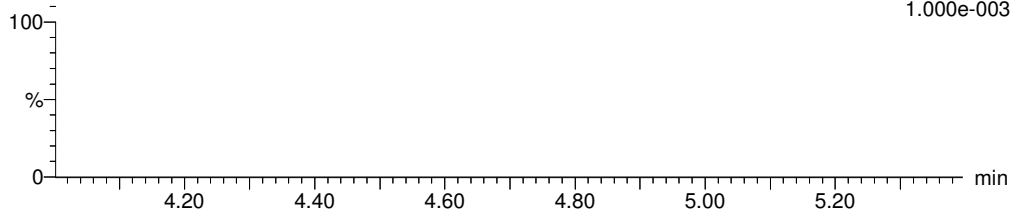
180301M1_72 Smooth(Mn,1x2)
OF-FB28-0218 1800324-06 OF-FB28-0218 0.11581

F31:MRM of 2 channels,ES-
499 > 79.9
1.000e-003



180301M1_72 Smooth(Mn,1x2)
OF-FB28-0218 1800324-06 OF-FB28-0218 0.11581

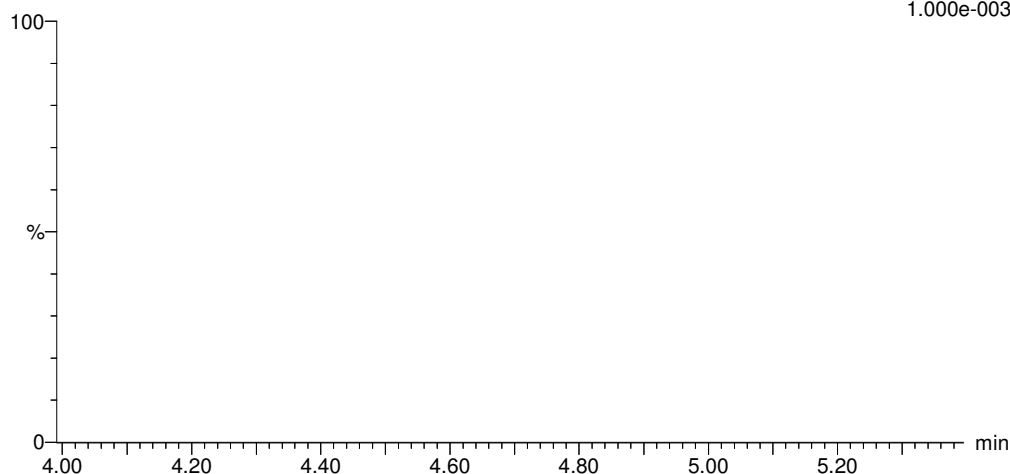
F31:MRM of 2 channels,ES-
499 > 99
1.000e-003



TCDA

180301M1_72 Smooth(Mn,1x2)
OF-FB28-0218 1800324-06 OF-FB28-0218 0.11581

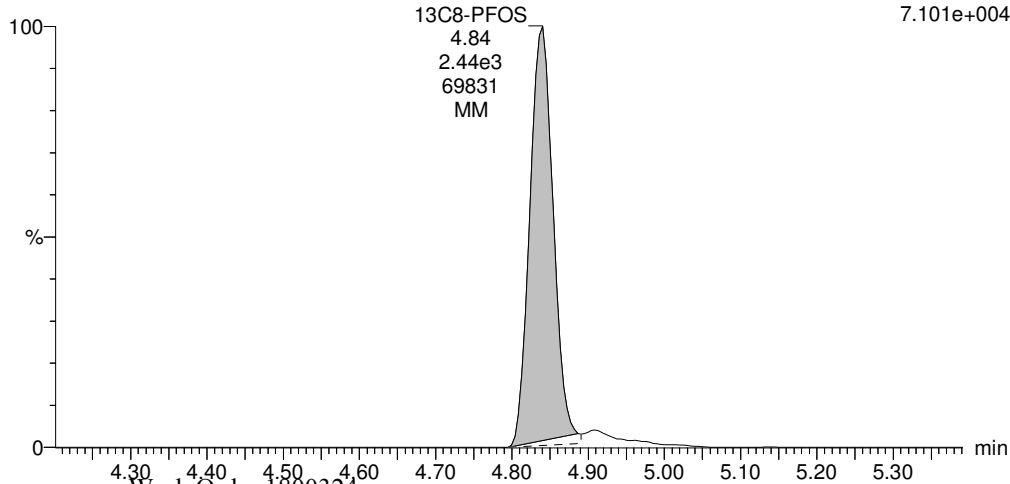
F30:MRM of 3 channels,ES-
498.3 > 106.9
1.000e-003



13C8-PFOS

180301M1_72 Smooth(Mn,1x2)
OF-FB28-0218 1800324-06 OF-FB28-0218 0.11581

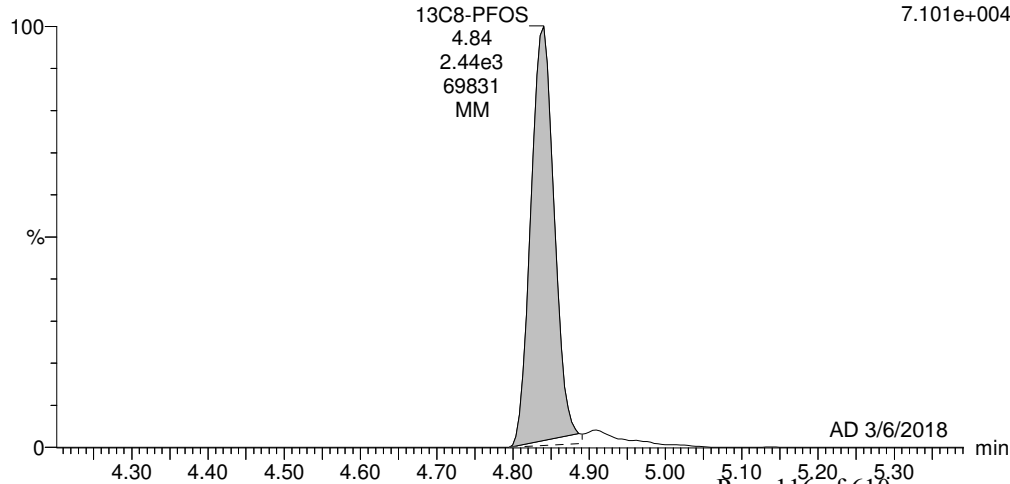
F34:MRM of 1 channel,ES-
507.0 > 79.9
7.101e+004



13C8-PFOS

180301M1_72 Smooth(Mn,1x2)
OF-FB28-0218 1800324-06 OF-FB28-0218 0.11581

F34:MRM of 1 channel,ES-
507.0 > 79.9
7.101e+004



Dataset: Z:\Projects\PFAS.PRO\Results\180301M1\180301M1-72.qld

Last Altered: Tuesday, March 06, 2018 15:44:52 Pacific Standard Time

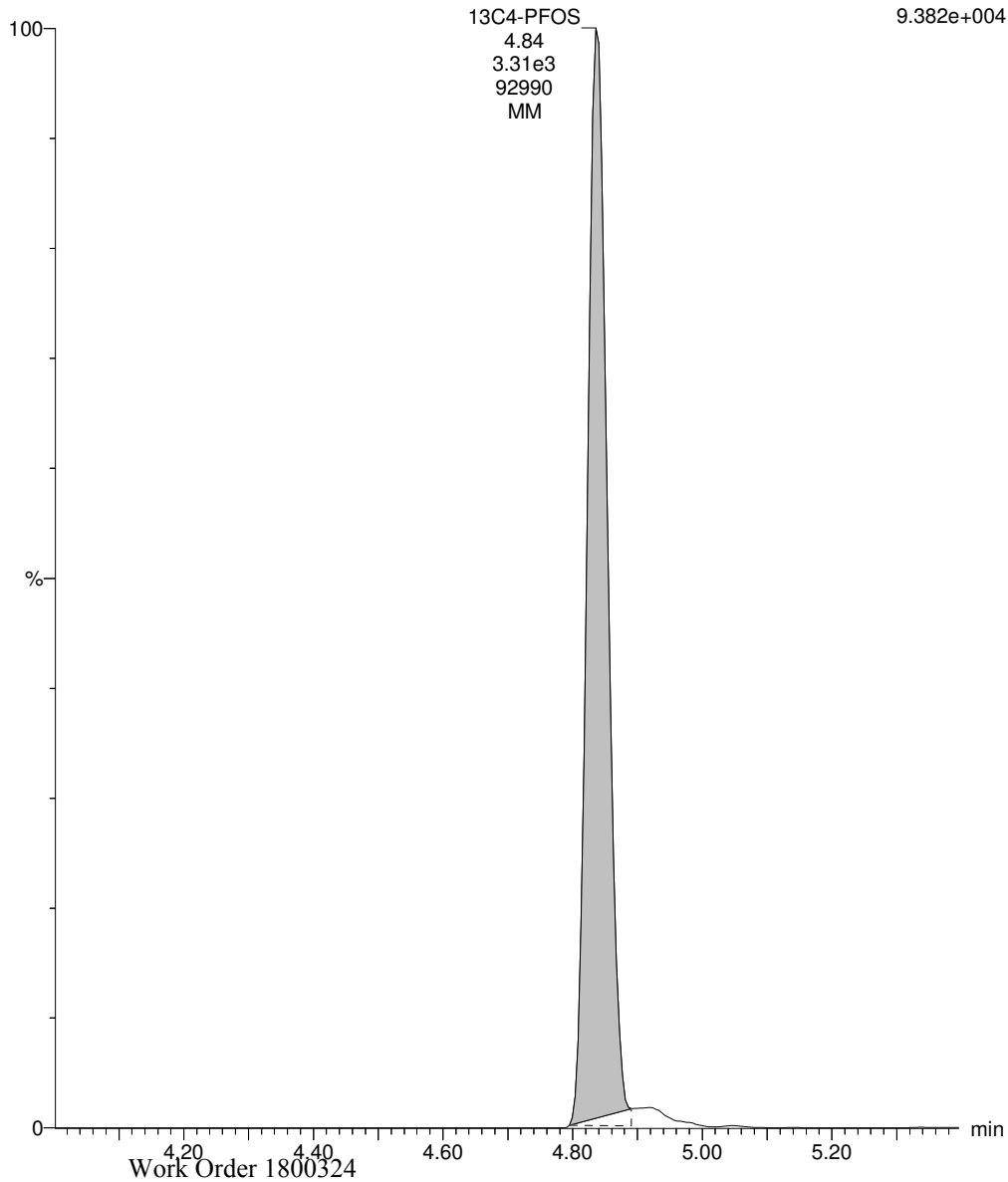
Printed: Tuesday, March 06, 2018 15:45:11 Pacific Standard Time

Name: 180301M1_72, Date: 02-Mar-2018, Time: 14:15:06, ID: 1800324-06 OF-FB28-0218 0.11581, Description: OF-FB28-0218

13C4-PFOS

180301M1_72 Smooth(Mn,1x2)
OF-FB28-0218 1800324-06 OF-FB28-0218 0.11581

F32:MRM of 1 channel,ES-
503 > 79.9
9.382e+004



Dataset: Z:\Projects\PFAS.PRO\Results\180228M1\180228M1-115.qld

Last Altered: Tuesday, March 06, 2018 15:14:49 Pacific Standard Time

Printed: Tuesday, March 06, 2018 15:23:15 Pacific Standard Time

Method: Z:\Projects\PFAS.pro\MethDB\PFAS_FULL_80C_022718.mdb 28 Feb 2018 13:19:45

Calibration: Z:\Projects\PFAS.pro\CurveDB\C18_VAL-PFAS_Q4_02-28-18-FULL.cdb 01 Mar 2018 12:54:21

Name: 180228M1_115, Date: 01-Mar-2018, Time: 18:21:50, ID: 1800324-07 OF-RW60-0218 0.11223, Description: OF-RW60-0218

	# Name	Trace	Area	IS Area	Wt./Vol.	RRF	Pred.RT	RT	y Axis Resp.	Conc.	%Rec
1	3 PFBS	299.0 > 79.7	1.18e1	1.32e3	0.112		2.60	2.72	0.112	0.0040	
2	5 PFHxA	313.2 > 268.9		1.14e3	0.112		3.19				
3	7 PFHpA	363.0 > 318.9		3.11e3	0.112		3.81				
4	8 L-PFHxS	398.9 > 79.6	1.41e1	9.97e2	0.112		4.17	3.97	0.176	2.5604	
5	11 L-PFOA	413 > 368.7	6.34e1	5.07e3	0.112		4.40	4.34	0.157		
6	14 PFNA	463.0 > 418.8	4.24e1	4.28e3	0.112		4.76	4.78	0.124	0.2879	
7	18 PFDA	513 > 468.8		5.69e3	0.112		5.14				
8	21 N-MeFOSAA	570.1 > 419		3.43e3	0.112		5.29				
9	22 N-EtFOSAA	584.2 > 419		3.94e3	0.112		5.45				
10	23 PFUdA	563.0 > 518.9		6.66e3	0.112		5.46				
11	25 PFDoA	612.9 > 569.0		5.43e3	0.112		5.74				

Dataset: Z:\Projects\PFAS.PRO\Results\180228M1\180228M1-115.qld

Last Altered: Tuesday, March 06, 2018 15:14:49 Pacific Standard Time

Printed: Tuesday, March 06, 2018 15:23:09 Pacific Standard Time

Method: Z:\Projects\PFAS.pro\MethDB\PFAS_FULL_80C_022718.mdb 28 Feb 2018 13:19:45

Calibration: Z:\Projects\PFAS.pro\CurveDB\C18_VAL-PFAS_Q4_02-28-18-FULL.cdb 01 Mar 2018 12:54:21

Name: 180228M1_115, Date: 01-Mar-2018, Time: 18:21:50, ID: 1800324-07 OF-RW60-0218 0.11223, Description: OF-RW60-0218

#	Name	Trace	Area	IS Area	Wt./Vol.	RRF	Pred.RT	RT	y Axis Resp.	Conc.	%Rec
1	27 PFTrDA	662.9 > 618.9		5.43e3	0.112		5.98				
2	28 PFTeDA	712.9 > 668.8		2.87e3	0.112		6.20				
3	36 13C3-PFBS	302. > 98.8	1.32e3	4.40e3	0.112	0.123	2.69	2.72	3.74	270.0988	242.5 H
4	37 13C2-PFHxA	315 > 269.8	1.14e3	4.40e3	0.112	0.712	3.19	3.21	3.22	40.3588	90.6
5	38 13C4-PFHpA	367.2 > 321.8	3.11e3	4.40e3	0.112	0.678	3.81	3.82	8.82	115.9409	104.1
6	39 18O2-PFHxS	403.0 > 102.6	9.97e2	2.63e3	0.112	0.392	3.96	3.96	4.73	107.3740	96.4
7	40 13C2-PFOA	414.9 > 369.7	5.07e3	5.00e3	0.112	1.308	4.33	4.34	12.7	86.3645	77.5
8	41 13C5-PFNA	468.2 > 422.9	4.28e3	6.36e3	0.112	0.976	4.76	4.77	8.42	76.8432	69.0
9	42 13C8-PFOA	506.1 > 77.7	1.40e3	9.94e3	0.112	0.254	4.83	4.84	1.76	61.4984	55.2
10	44 13C2-PFDA	515.1 > 469.9	5.69e3	7.27e3	0.112	0.967	5.14	5.15	9.78	90.1080	80.9
11	45 d3-N-MeFOSAA	573.3 > 419	3.43e3	9.94e3	0.112	0.381	5.29	5.29	4.31	100.7270	90.4
12	46 d5-N-EtFOSAA	589.3 > 419	3.94e3	9.94e3	0.112	0.399	5.45	5.45	4.96	110.8384	99.5
13	47 13C2-PFUdA	565 > 519.8	6.66e3	9.94e3	0.112	0.985	5.46	5.47	8.37	75.7186	68.0
14	48 13C2-PFDoA	615.0 > 569.7	5.43e3	9.94e3	0.112	0.813	5.74	5.75	6.82	74.7722	67.1
15	49 d3-N-MeFOA	515.2 > 168.9		9.94e3	0.112	0.124	5.84				
16	50 13C2-PFTeDA	714.8 > 669.6	2.87e3	9.94e3	0.112	0.379	6.20	6.22	3.61	84.9056	76.2
17	51 d5-N-ETFOSA	531.1 > 168.9		9.94e3	0.112	0.189	6.22				
18	52 13C2-PFHxDA	815 > 769.7	2.66e3	9.94e3	0.112	0.703	6.51	6.55	3.34	42.3975	95.2
19	53 d7-N-MeFOSE	623.1 > 58.9		9.94e3	0.112	0.157	6.31				
20	54 d9-N-EtFOSE	639.2 > 58.8		9.94e3	0.112	0.146	6.45				
21	55 13C4-PFBA	217. > 171.8	3.23e3	3.23e3	0.112	1.000	1.46	1.48	12.5	111.3784	100.0
22	56 13C5-PFHxA	318 > 272.9	4.40e3	4.40e3	0.112	1.000	3.19	3.21	12.5	111.3784	100.0
23	57 13C3-PFHxS	401.9 > 79.9	2.63e3	2.63e3	0.112	1.000	3.96	3.96	12.5	111.3784	100.0
24	58 13C8-PFOA	421.3 > 376	5.00e3	5.00e3	0.112	1.000	4.33	4.34	12.5	111.3784	100.0
25	59 13C9-PFNA	472.2 > 426.9	6.36e3	6.36e3	0.112	1.000	4.70	4.78	12.5	111.3784	100.0
26	61 13C6-PFDA	519.1 > 473.7	7.27e3	7.27e3	0.112	1.000	5.14	5.15	12.5	111.3784	100.0
27	62 13C7-PFUdA	570.1 > 524.8	9.94e3	9.94e3	0.112	1.000	5.46	5.47	12.5	111.3784	100.0
28	63 Total PFHxS	398.9 > 79.6	1.41e1	9.97e2	0.112		3.85		0.176	2.5604	
29	64 Total PFOA	413 > 368.7	6.34e1	5.07e3	0.112		4.21		0.000		

Dataset: Z:\Projects\PFAS.PRO\Results\180228M1\180228M1-115.qld

Last Altered: Tuesday, March 06, 2018 15:14:49 Pacific Standard Time

Printed: Tuesday, March 06, 2018 15:23:02 Pacific Standard Time

Method: Z:\Projects\PFAS.pro\MethDB\PFAS_FULL_80C_022718.mdb 28 Feb 2018 13:19:45

Calibration: Z:\Projects\PFAS.pro\CurveDB\C18_VAL-PFAS_Q4_02-28-18-FULL.cdb 01 Mar 2018 12:54:21

Name: 180228M1_115, Date: 01-Mar-2018, Time: 18:21:50, ID: 1800324-07 OF-RW60-0218 0.11223, Description: OF-RW60-0218

	# Name	Trace	Area	IS Area	Wt./Vol.	RRF	Pred.RT	RT	y Axis Resp.	Conc.	%Rec
1	66 Total N-MeFOSAA	570.1 > 419	0.00e0	3.43e3	0.112		5.29		0.000		
2	67 Total N-EtFOSAA	584.2 > 419	0.00e0	3.94e3	0.112		5.45		0.000		

Dataset: Z:\Projects\PFAS.PRO\Results\180228M1\180228M1-115.qld

Last Altered: Tuesday, March 06, 2018 15:14:49 Pacific Standard Time

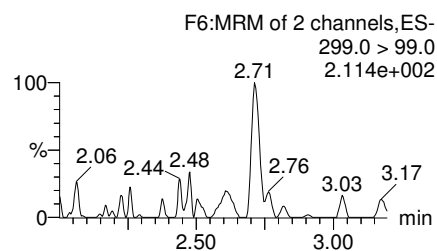
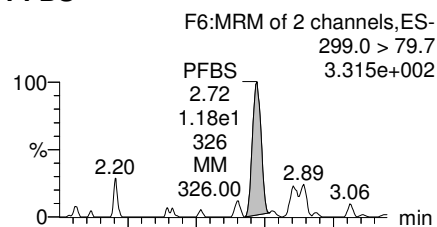
Printed: Tuesday, March 06, 2018 15:23:02 Pacific Standard Time

Method: Z:\Projects\PFAS.pro\MethDB\PFAS_FULL_80C_022718.mdb 28 Feb 2018 13:19:45

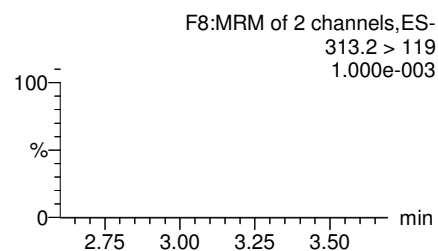
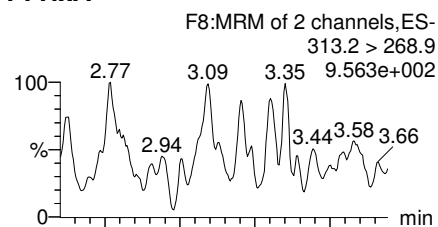
Calibration: Z:\Projects\PFAS.pro\CurveDB\C18_VAL-PFAS_Q4_02-28-18-FULL.cdb 01 Mar 2018 12:54:21

Name: 180228M1_115, Date: 01-Mar-2018, Time: 18:21:50, ID: 1800324-07 OF-RW60-0218 0.11223, Description: OF-RW60-0218

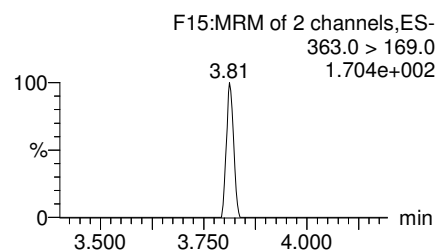
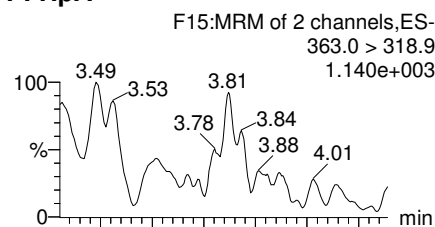
PFBS



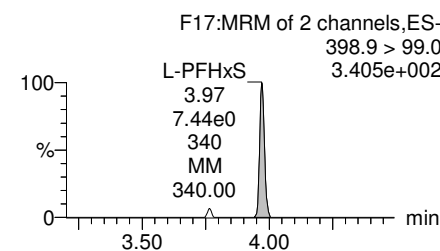
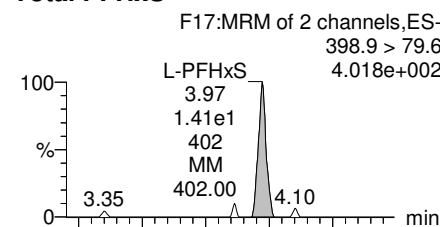
PFHxA



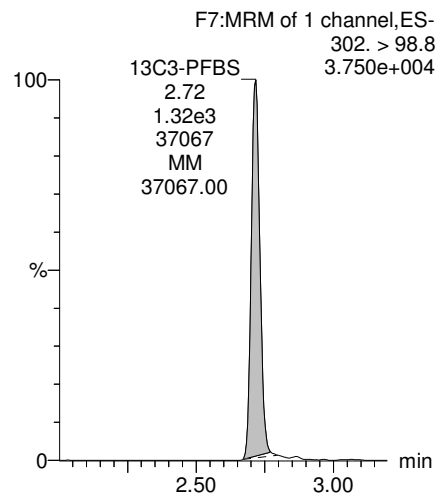
PFHpA



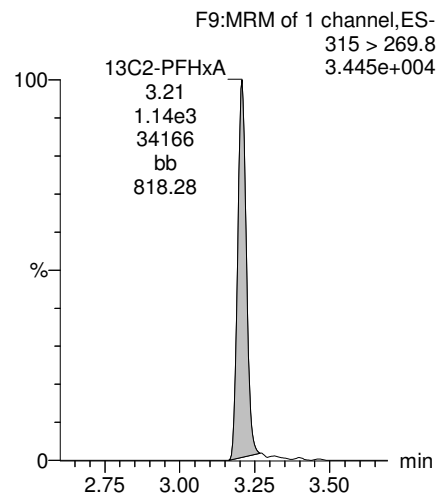
Total PFHxS



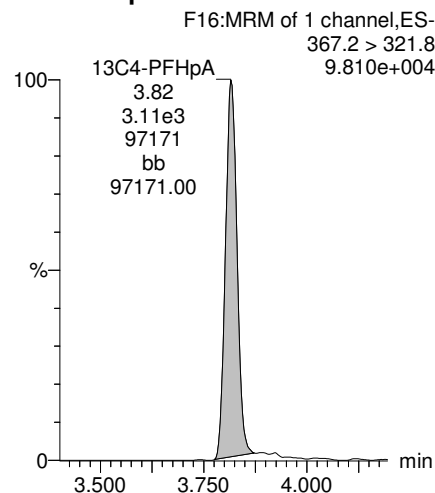
13C3-PFBS



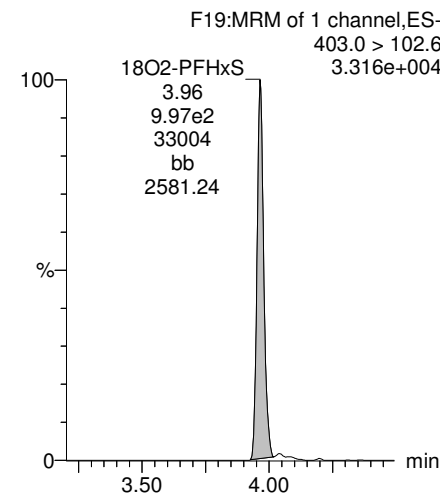
13C2-PFHxA



13C4-PFHpA



18O2-PFHxS

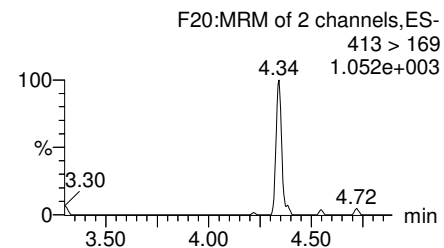
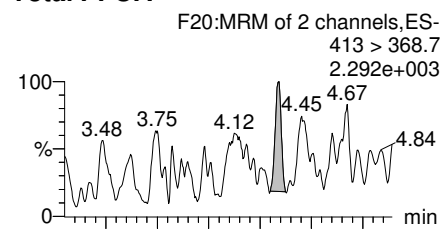


Dataset: Z:\Projects\PFAS.PRO\Results\180228M1\180228M1-115.qld

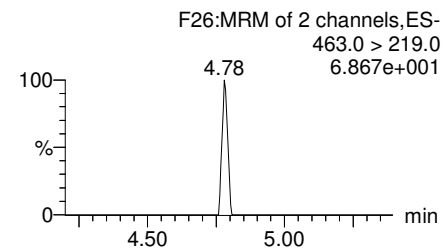
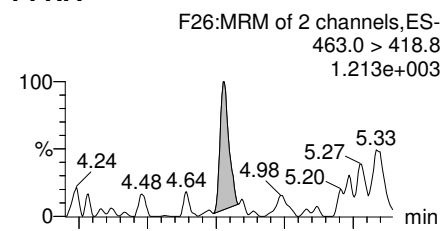
Last Altered: Tuesday, March 06, 2018 15:14:49 Pacific Standard Time
Printed: Tuesday, March 06, 2018 15:23:02 Pacific Standard Time

Name: 180228M1_115, Date: 01-Mar-2018, Time: 18:21:50, ID: 1800324-07 OF-RW60-0218 0.11223, Description: OF-RW60-0218

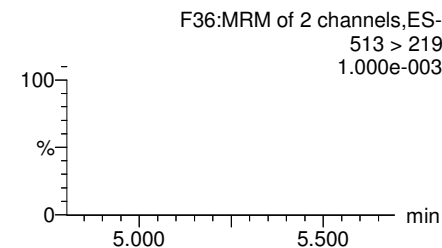
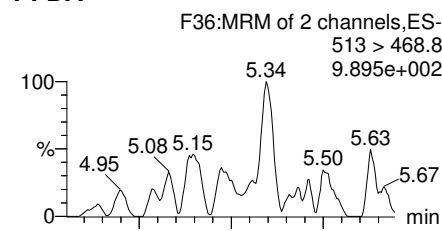
Total PFOA



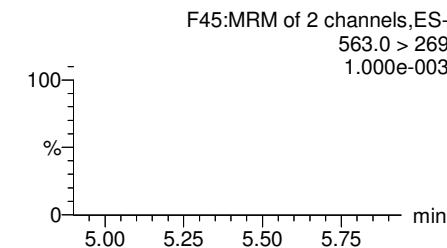
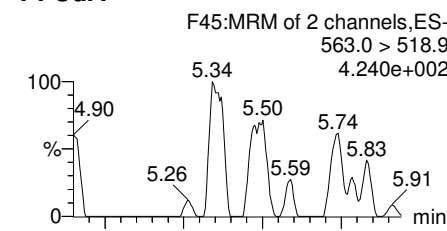
PFNA



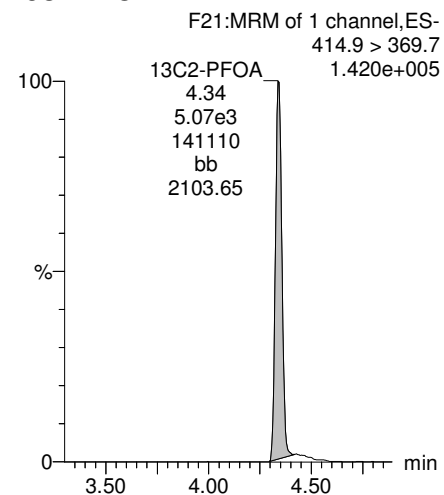
PFDA



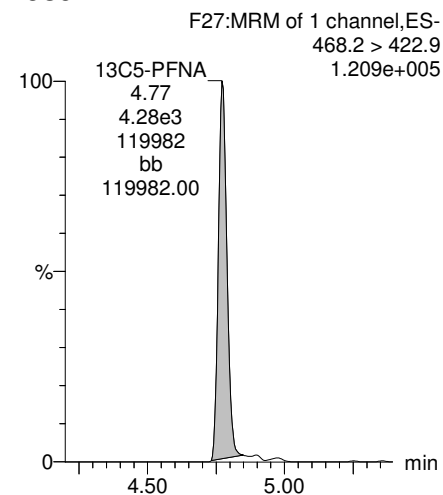
PFUdA



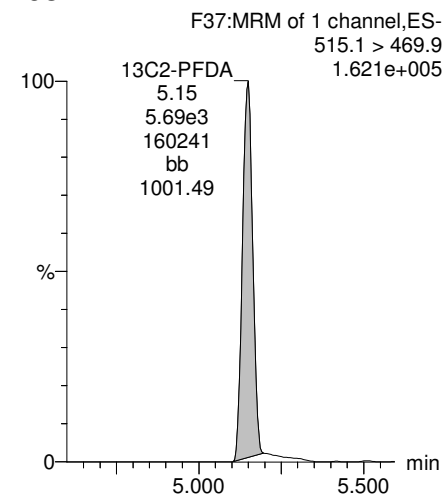
13C2-PFOA



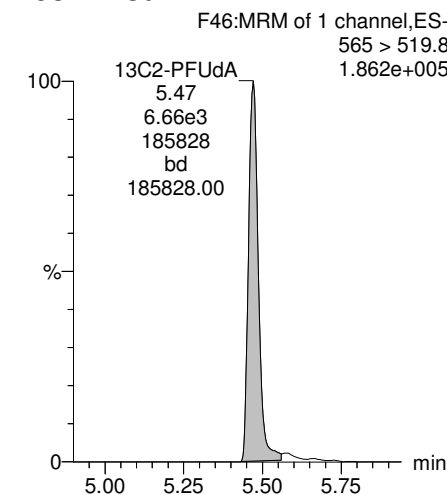
13C5-PFNA



13C2-PFDA



13C2-PFUdA



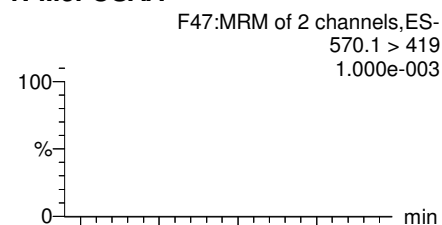
Dataset: Z:\Projects\PFAS.PRO\Results\180228M1\180228M1-115.qld

Last Altered: Tuesday, March 06, 2018 15:14:49 Pacific Standard Time

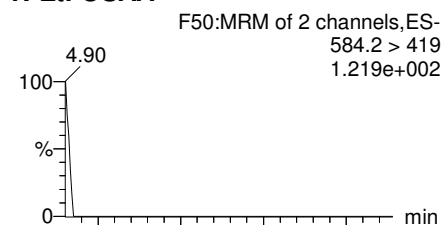
Printed: Tuesday, March 06, 2018 15:23:02 Pacific Standard Time

Name: 180228M1_115, Date: 01-Mar-2018, Time: 18:21:50, ID: 1800324-07 OF-RW60-0218 0.11223, Description: OF-RW60-0218

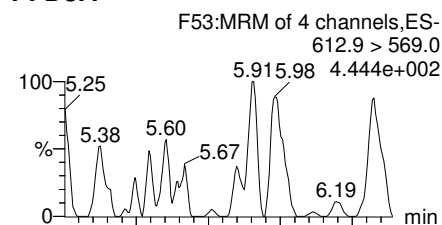
N-MeFOSAA



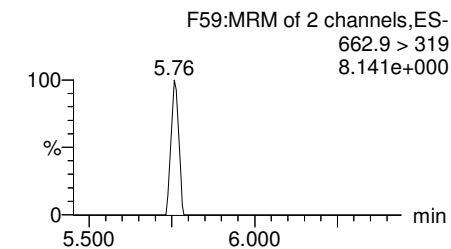
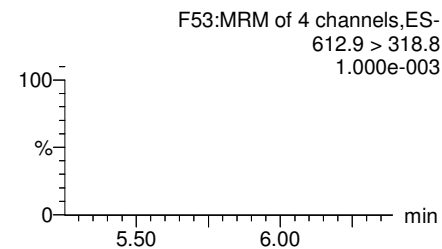
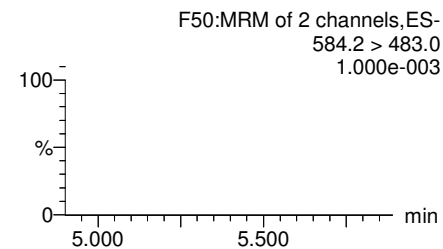
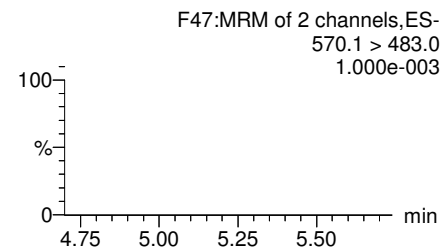
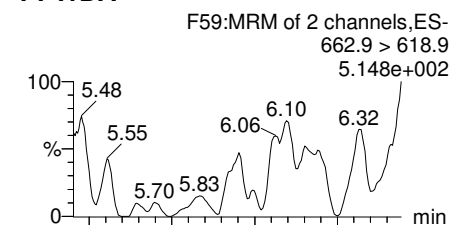
N-EtFOSAA



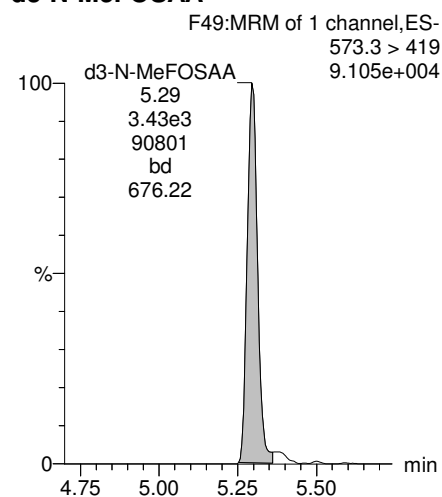
PFDoA



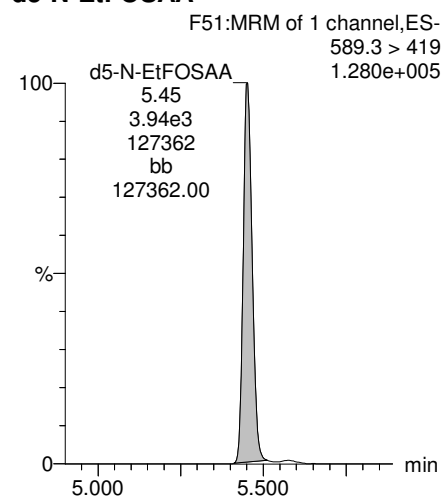
PFTrDA



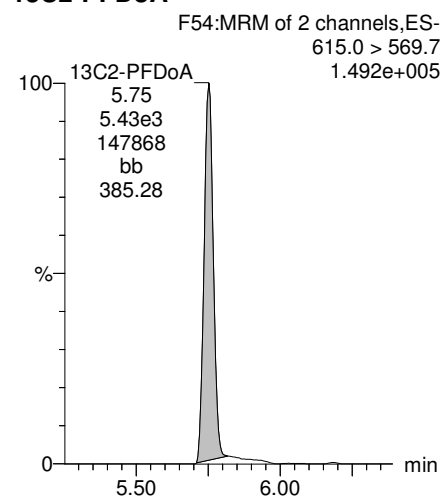
d3-N-MeFOSAA



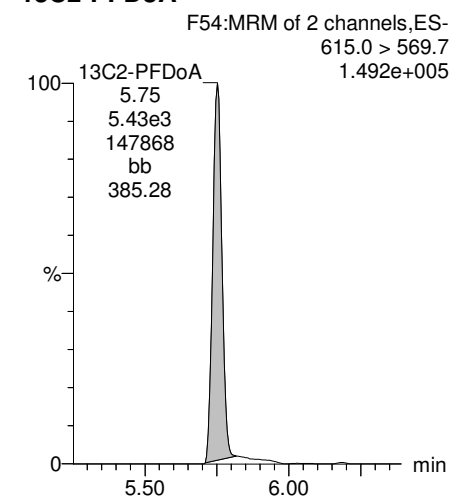
d5-N-EtFOSAA



13C2-PFDoA



13C2-PFTrDA

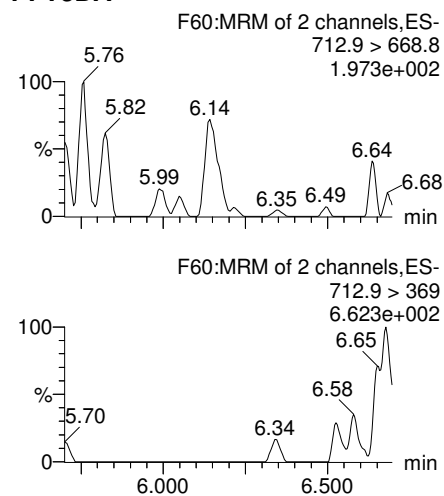


Dataset: Z:\Projects\PFAS.PRO\Results\180228M1\180228M1-115.qld

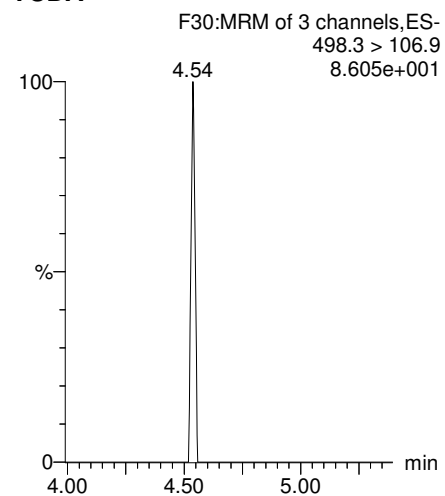
Last Altered: Tuesday, March 06, 2018 15:14:49 Pacific Standard Time
Printed: Tuesday, March 06, 2018 15:23:02 Pacific Standard Time

Name: 180228M1_115, Date: 01-Mar-2018, Time: 18:21:50, ID: 1800324-07 OF-RW60-0218 0.11223, Description: OF-RW60-0218

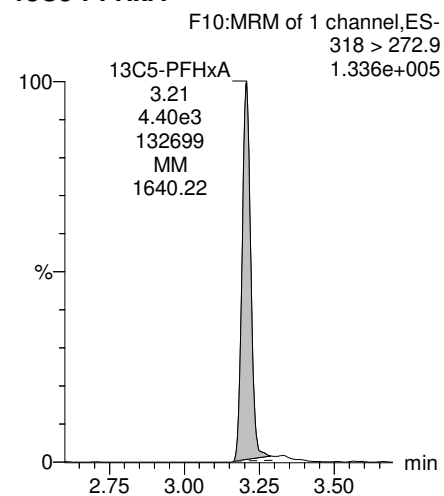
PFTeDA



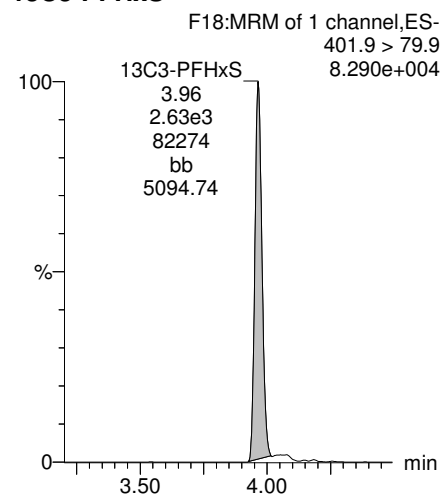
TCDA



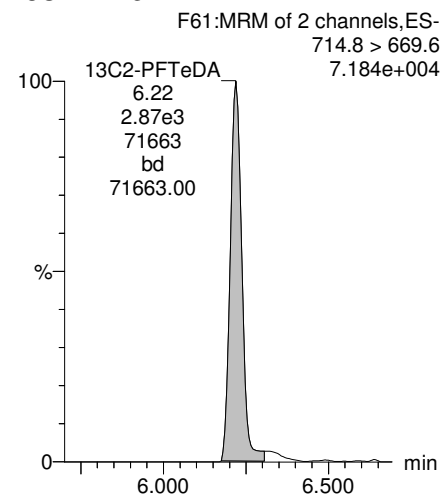
13C5-PFHxA



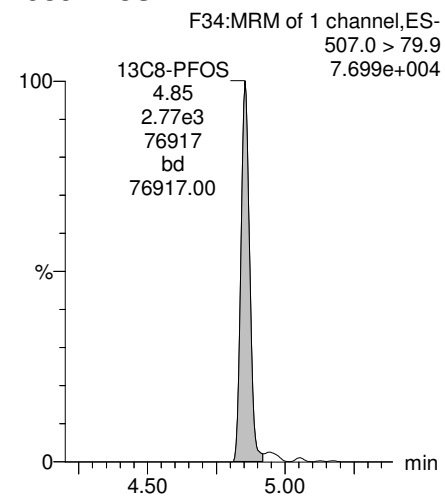
13C3-PFHxS



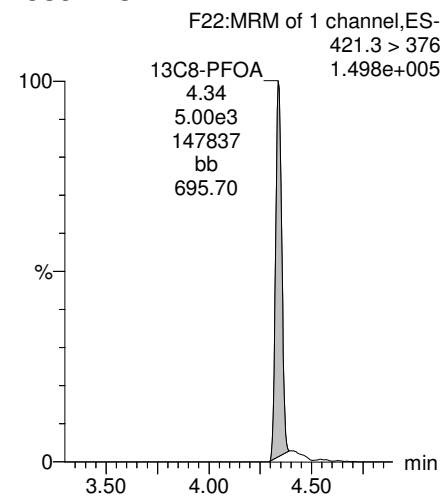
13C2-PFTeDA



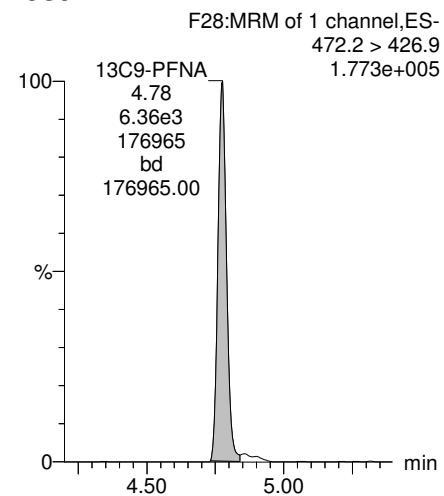
13C8-PFOS



13C8-PFOA



13C9-PFNA



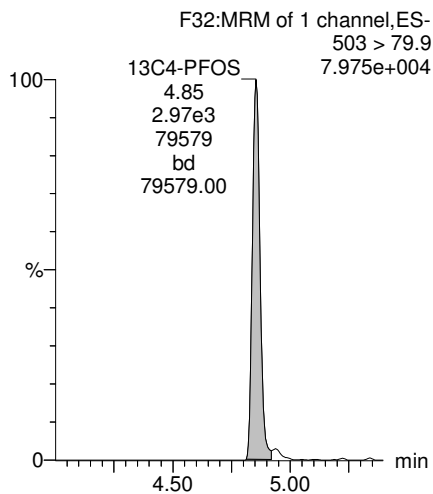
Dataset: Z:\Projects\PFAS.PRO\Results\180228M1\180228M1-115.qld

Last Altered: Tuesday, March 06, 2018 15:14:49 Pacific Standard Time

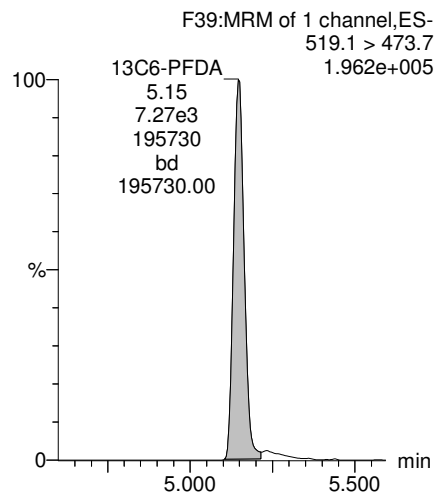
Printed: Tuesday, March 06, 2018 15:23:02 Pacific Standard Time

Name: 180228M1_115, Date: 01-Mar-2018, Time: 18:21:50, ID: 1800324-07 OF-RW60-0218 0.11223, Description: OF-RW60-0218

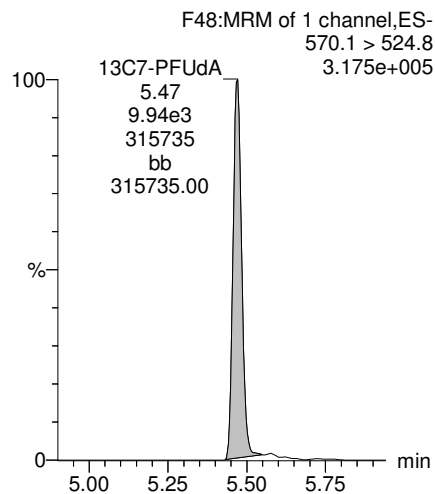
13C4-PFOS



13C6-PFDA



13C7-PFUdA



Dataset: Z:\Projects\PFAS.PRO\Results\180301M1\180301M1-73.qld

Last Altered: Tuesday, March 06, 2018 15:46:08 Pacific Standard Time

Printed: Tuesday, March 06, 2018 15:46:45 Pacific Standard Time

Method: Z:\Projects\PFAS.pro\MethDB\PFAS_FULL_80C_022718.mdb 28 Feb 2018 13:19:45

Calibration: Z:\Projects\PFAS.PRO\CurveDB\C18_VAL-PFAS_Q4_03-01-18-FULL.cdb 05 Mar 2018 08:17:35

Name: 180301M1_73, Date: 02-Mar-2018, Time: 14:26:32, ID: 1800324-07 OF-RW60-0218 0.11223, Description: OF-RW60-0218

	# Name	Trace	Area	IS Area	Wt./Vol.	RRF	Pred.RT	RT	y Axis Resp.	Conc.	%Rec
1	16 L-PFOS	499 > 79.9	3.89e1	2.62e3	0.1122		4.90	4.84	0.186	1.32	
2	43 13C8-PFOS	507.0 > 79.9	2.62e3	2.65e3	0.1122	1.053	4.84	4.84	12.4	105	93.9
3	60 13C4-PFOS	503 > 79.9	2.65e3	2.65e3	0.1122	1.000	4.84	4.84	12.5	111	100.0
4	65 Total PFOS	499 > 79.9	3.89e1	2.62e3	0.1122		4.73		0.186	1.32	

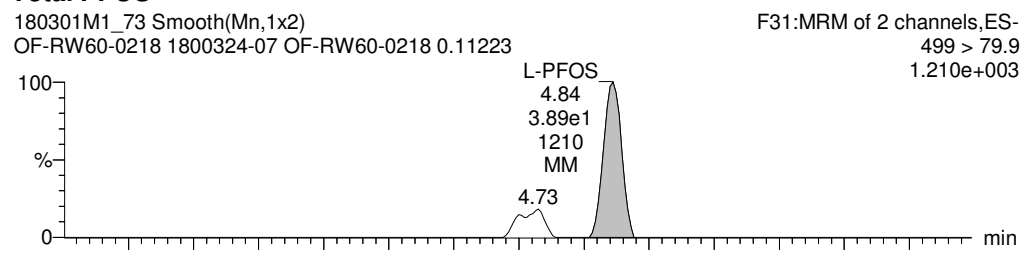
Dataset: Z:\Projects\PFAS.PRO\Results\180301M1\180301M1-73.qld

Last Altered: Tuesday, March 06, 2018 15:46:08 Pacific Standard Time
Printed: Tuesday, March 06, 2018 15:46:45 Pacific Standard Time

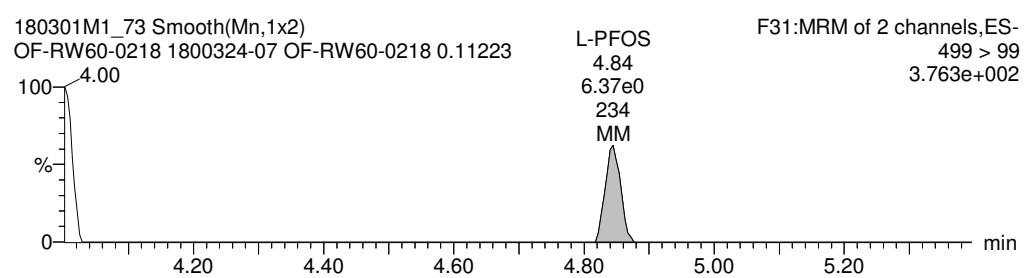
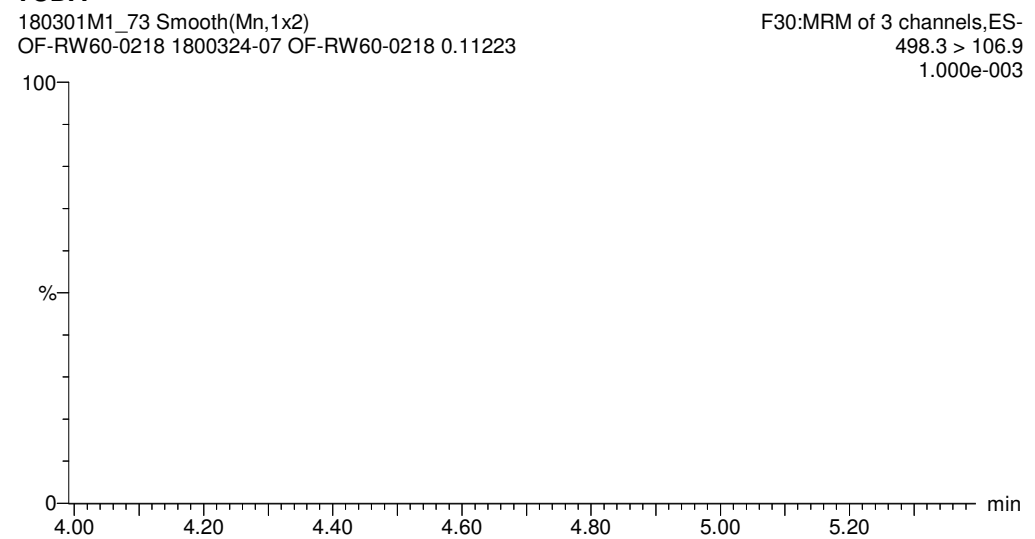
Method: Z:\Projects\PFAS.pro\MethDB\PFAS_FULL_80C_022718.mdb 28 Feb 2018 13:19:45
Calibration: Z:\Projects\PFAS.PRO\CurveDB\C18_VAL-PFAS_Q4_03-01-18-FULL.cdb 05 Mar 2018 08:17:35

Name: 180301M1_73, Date: 02-Mar-2018, Time: 14:26:32, ID: 1800324-07 OF-RW60-0218 0.11223, Description: OF-RW60-0218

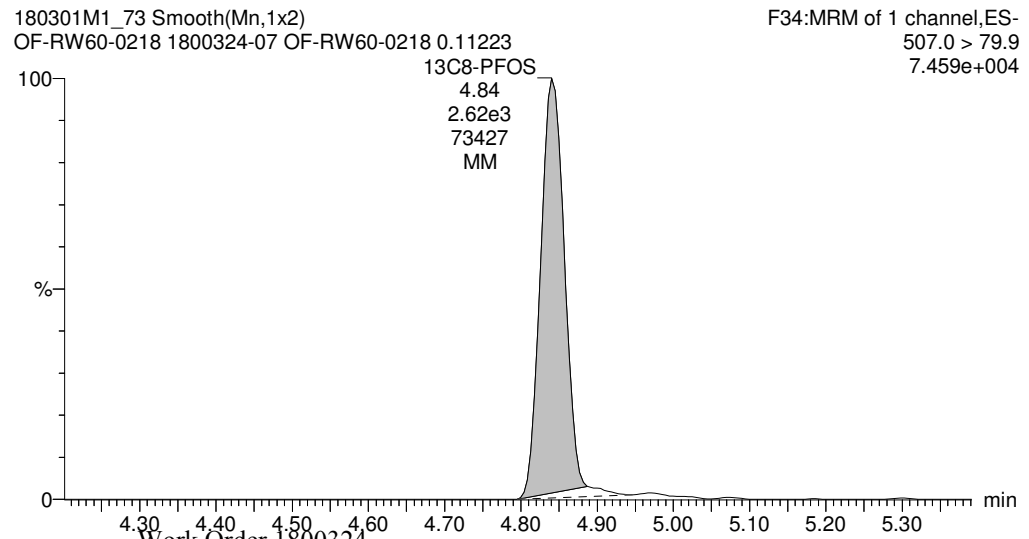
Total PFOS



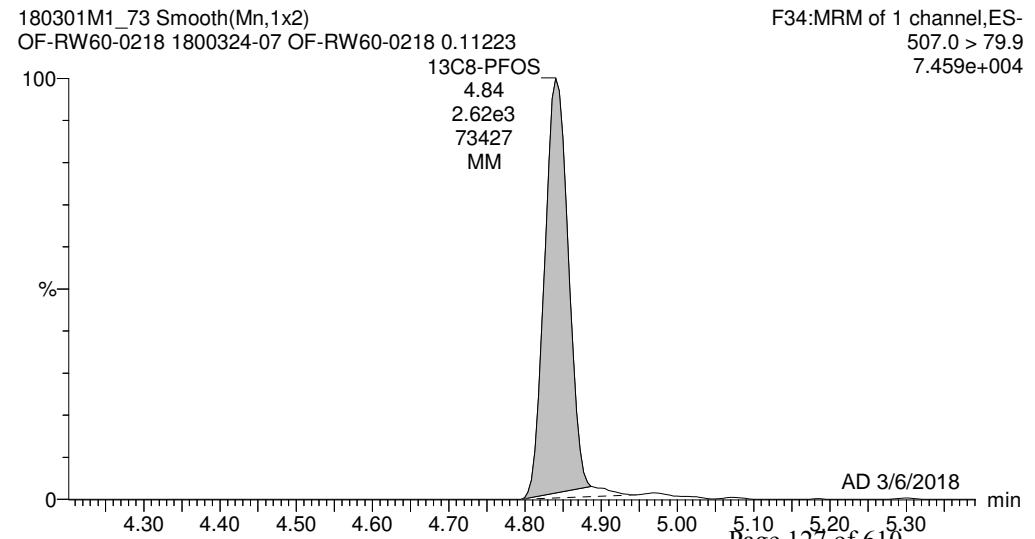
TCDA



13C8-PFOS



13C8-PFOS



Dataset: Z:\Projects\PFAS.PRO\Results\180301M1\180301M1-73.qld

Last Altered: Tuesday, March 06, 2018 15:46:08 Pacific Standard Time

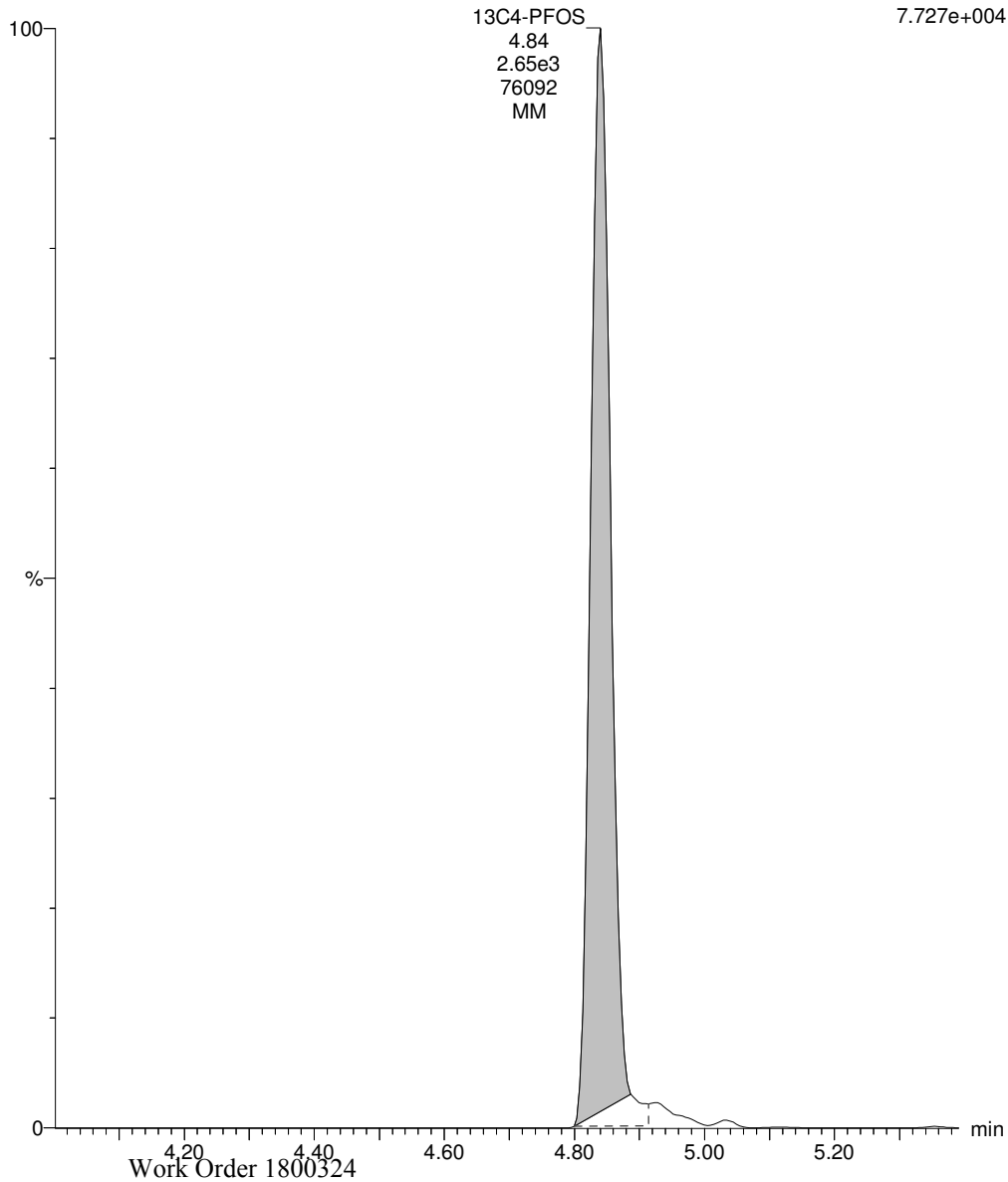
Printed: Tuesday, March 06, 2018 15:46:45 Pacific Standard Time

Name: 180301M1_73, Date: 02-Mar-2018, Time: 14:26:32, ID: 1800324-07 OF-RW60-0218 0.11223, Description: OF-RW60-0218

13C4-PFOS

180301M1_73 Smooth(Mn,1x2)
OF-RW60-0218 1800324-07 OF-RW60-0218 0.11223

F32:MRM of 1 channel,ES-
503 > 79.9
7.727e+004



Dataset: Z:\Projects\PFAS.PRO\Results\180228M1\180228M1-116.qld

Last Altered: Tuesday, March 06, 2018 15:20:27 Pacific Standard Time

Printed: Tuesday, March 06, 2018 15:21:35 Pacific Standard Time

Method: Z:\Projects\PFAS.pro\MethDB\PFAS_FULL_80C_022718.mdb 28 Feb 2018 13:19:45

Calibration: Z:\Projects\PFAS.PRO\CurveDB\C18_VAL-PFAS_Q4_02-28-18-FULL.cdb 01 Mar 2018 12:54:21

Name: 180228M1_116, Date: 01-Mar-2018, Time: 18:33:20, ID: 1800324-08 OF-RW60P-0218 0.11541, Description: OF-RW60P-0218

	# Name	Trace	Area	IS Area	Wt./Vol.	RRF	Pred.RT	RT	y Axis Resp.	Conc.	%Rec
1	3 PFBS	299.0 > 79.7		1.33e3	0.115		2.60				
2	5 PFHxA	313.2 > 268.9		2.37e3	0.115		3.19				
3	7 PFHpA	363.0 > 318.9		5.99e3	0.115		3.81				
4	8 L-PFHxS	398.9 > 79.6	1.14e1	9.54e2	0.115		4.17	3.95	0.149	2.3765	
5	11 L-PFOA	413 > 368.7	1.57e2	9.61e3	0.115		4.40	4.33	0.204	0.3094	
6	14 PFNA	463.0 > 418.8	7.14e1	7.72e3	0.115		4.76	4.76	0.115	0.2234	
7	18 PFDA	513 > 468.8		7.19e3	0.115		5.14				
8	21 N-MeFOSAA	570.1 > 419		3.28e3	0.115		5.29				
9	22 N-EtFOSAA	584.2 > 419		3.79e3	0.115		5.45				
10	23 PFUdA	563.0 > 518.9		7.13e3	0.115		5.46				
11	25 PFDoA	612.9 > 569.0		6.70e3	0.115		5.74				

Dataset: Z:\Projects\PFAS.PRO\Results\180228M1\180228M1-116.qld

Last Altered: Tuesday, March 06, 2018 15:20:27 Pacific Standard Time

Printed: Tuesday, March 06, 2018 15:21:49 Pacific Standard Time

Method: Z:\Projects\PFAS.pro\MethDB\PFAS_FULL_80C_022718.mdb 28 Feb 2018 13:19:45

Calibration: Z:\Projects\PFAS.PRO\CurveDB\C18_VAL-PFAS_Q4_02-28-18-FULL.cdb 01 Mar 2018 12:54:21

Name: 180228M1_116, Date: 01-Mar-2018, Time: 18:33:20, ID: 1800324-08 OF-RW60P-0218 0.11541, Description: OF-RW60P-0218

#	Name	Trace	Area	IS Area	Wt./Vol.	RRF	Pred.RT	RT	y Axis Resp.	Conc.	%Rec
1	27	PFTrDA	662.9 > 618.9	6.70e3	0.115		5.98				
2	28	PFTeDA	712.9 > 668.8	4.04e3	0.115		6.20				
3	36	13C3-PFBS	302. > 98.8	1.33e3	0.115	0.123	2.69	2.70	1.91	134.2324	123.9
4	37	13C2-PFHxA	315 > 269.8	2.37e3	0.115	0.712	3.19	3.19	3.42	41.5962	96.0
5	38	13C4-PFHpA	367.2 > 321.8	5.99e3	0.115	0.678	3.81	3.80	8.63	110.2961	101.8
6	39	18O2-PFHxS	403.0 > 102.6	9.54e2	0.115	0.392	3.96	3.95	4.28	94.5646	87.3
7	40	13C2-PFOA	414.9 > 369.7	9.61e3	0.115	1.308	4.33	4.32	14.0	92.6324	85.5
8	41	13C5-PFNA	468.2 > 422.9	7.72e3	0.115	0.976	4.76	4.76	9.80	86.9821	80.3
9	42	13C8-PFOA	506.1 > 77.7	1.54e3	0.115	0.254	4.83	4.83	1.97	67.2709	62.1
10	44	13C2-PFDA	515.1 > 469.9	7.19e3	0.115	0.967	5.14	5.14	8.83	79.0873	73.0
11	45	d3-N-MeFOSAA	573.3 > 419	3.28e3	0.115	0.381	5.29	5.29	4.20	95.4918	88.2
12	46	d5-N-EtFOSAA	589.3 > 419	3.79e3	0.115	0.399	5.45	5.45	4.85	105.4924	97.4
13	47	13C2-PFUdA	565 > 519.8	7.13e3	0.115	0.985	5.46	5.46	9.13	80.3254	74.2
14	48	13C2-PFDoA	615.0 > 569.7	6.70e3	0.115	0.813	5.74	5.75	8.57	91.3639	84.4
15	49	d3-N-MeFOSA	515.2 > 168.9		0.115	0.124	5.84				
16	50	13C2-PFTeDA	714.8 > 669.6	4.04e3	0.115	0.379	6.20	6.22	5.18	118.4876	109.4
17	51	d5-N-ETFOSA	531.1 > 168.9		0.115	0.189	6.22				
18	52	13C2-PFHxDA	815 > 769.7	2.89e3	0.115	0.703	6.51	6.56	3.70	45.6369	105.3
19	53	d7-N-MeFOSE	623.1 > 58.9		0.115	0.157	6.31				
20	54	d9-N-EtFOSE	639.2 > 58.8		0.115	0.146	6.45				
21	55	13C4-PFBA	217. > 171.8	7.30e3	0.115	1.000	1.46	1.46	12.5	108.3095	100.0
22	56	13C5-PFHxA	318 > 272.9	8.68e3	0.115	1.000	3.19	3.19	12.5	108.3095	100.0
23	57	13C3-PFHxS	401.9 > 79.9	2.78e3	0.115	1.000	3.96	3.95	12.5	108.3095	100.0
24	58	13C8-PFOA	421.3 > 376	8.59e3	0.115	1.000	4.33	4.33	12.5	108.3095	100.0
25	59	13C9-PFNA	472.2 > 426.9	9.85e3	0.115	1.000	4.70	4.76	12.5	108.3095	100.0
26	61	13C6-PFDA	519.1 > 473.7	1.02e4	0.115	1.000	5.14	5.13	12.5	108.3095	100.0
27	62	13C7-PFUdA	570.1 > 524.8	9.76e3	0.115	1.000	5.46	5.46	12.5	108.3095	100.0
28	63	Total PFHxS	398.9 > 79.6	1.14e1	0.115		3.85		0.149	2.3765	
29	64	Total PFOA	413 > 368.7	1.57e2	0.115		4.21		0.204	0.3094	

Dataset: Z:\Projects\PFAS.PRO\Results\180228M1\180228M1-116.qld

Last Altered: Tuesday, March 06, 2018 15:20:27 Pacific Standard Time

Printed: Tuesday, March 06, 2018 15:22:01 Pacific Standard Time

Method: Z:\Projects\PFAS.pro\MethDB\PFAS_FULL_80C_022718.mdb 28 Feb 2018 13:19:45

Calibration: Z:\Projects\PFAS.PRO\CurveDB\C18_VAL-PFAS_Q4_02-28-18-FULL.cdb 01 Mar 2018 12:54:21

Name: 180228M1_116, Date: 01-Mar-2018, Time: 18:33:20, ID: 1800324-08 OF-RW60P-0218 0.11541, Description: OF-RW60P-0218

	# Name	Trace	Area	IS Area	Wt./Vol.	RRF	Pred.RT	RT	y Axis Resp.	Conc.	%Rec
1	66 Total N-MeFOSAA	570.1 > 419	0.00e0	3.28e3	0.115		5.29		0.000		
2	67 Total N-EtFOSAA	584.2 > 419	0.00e0	3.79e3	0.115		5.45		0.000		

Dataset: Z:\Projects\PFAS.PRO\Results\180228M1\180228M1-116.qld

Last Altered: Tuesday, March 06, 2018 15:20:27 Pacific Standard Time

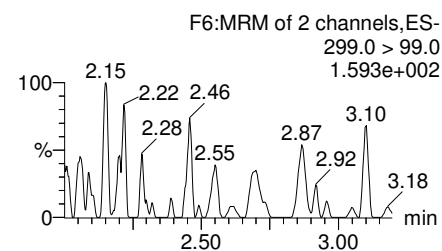
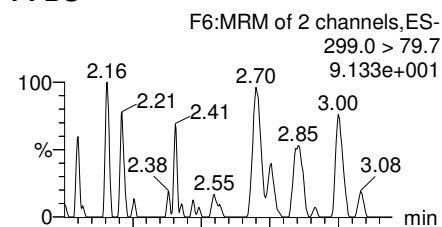
Printed: Tuesday, March 06, 2018 15:22:01 Pacific Standard Time

Method: Z:\Projects\PFAS.pro\MethDB\PFAS_FULL_80C_022718.mdb 28 Feb 2018 13:19:45

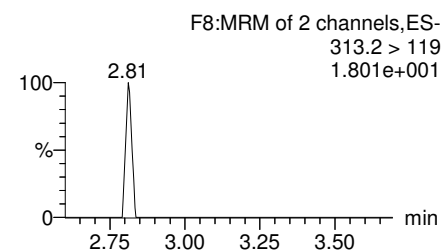
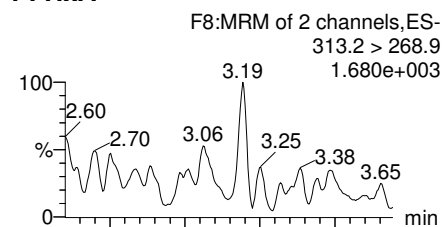
Calibration: Z:\Projects\PFAS.PRO\CurveDB\C18_VAL-PFAS_Q4_02-28-18-FULL.cdb 01 Mar 2018 12:54:21

Name: 180228M1_116, Date: 01-Mar-2018, Time: 18:33:20, ID: 1800324-08 OF-RW60P-0218 0.11541, Description: OF-RW60P-0218

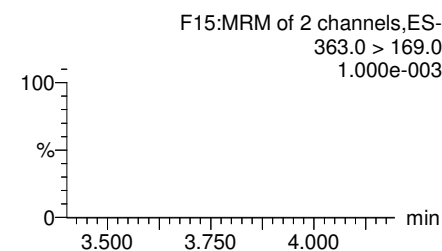
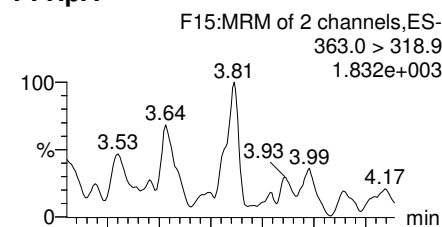
PFBS



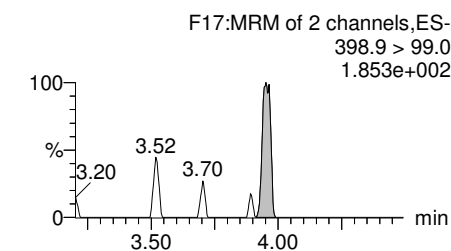
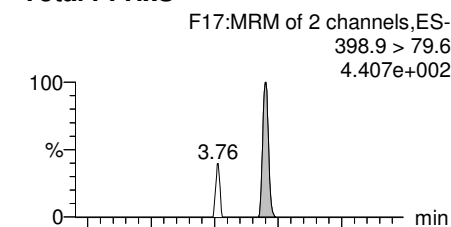
PFHxA



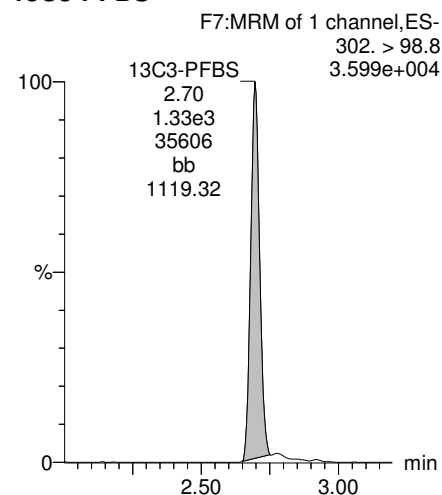
PFHpA



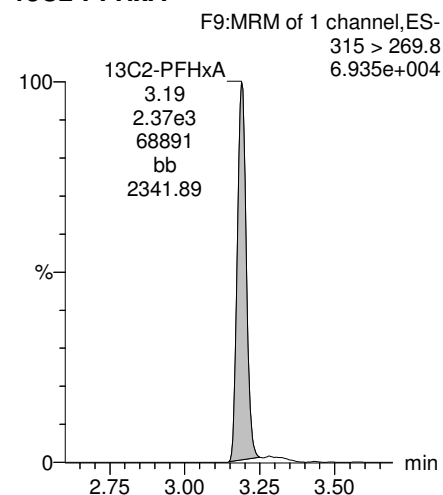
Total PFHxS



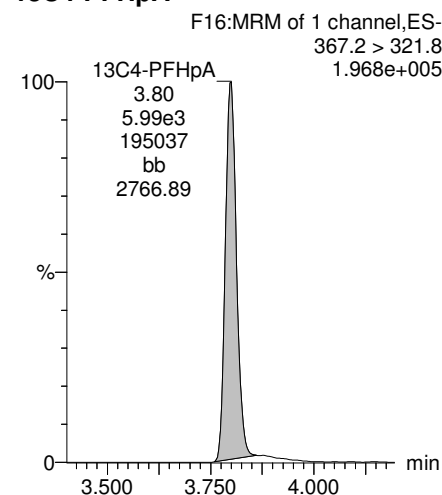
13C3-PFBS



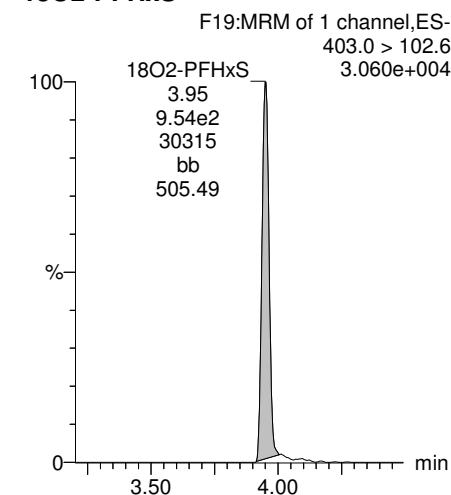
13C2-PFHxA



13C4-PFHpA



18O2-PFHxS



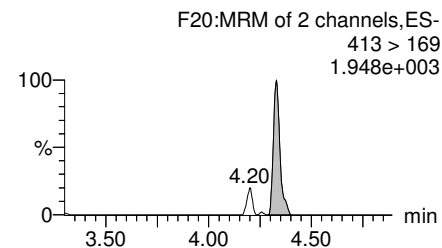
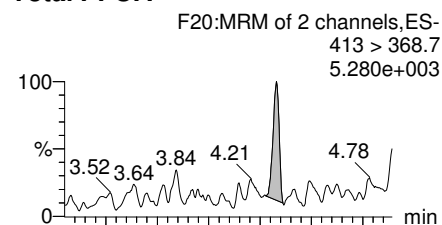
Dataset: Z:\Projects\PFAS.PRO\Results\180228M1\180228M1-116.qld

Last Altered: Tuesday, March 06, 2018 15:20:27 Pacific Standard Time

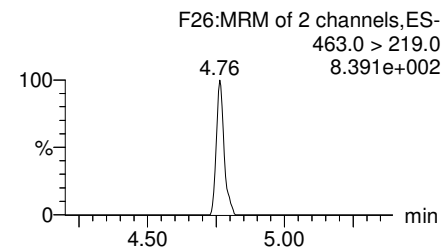
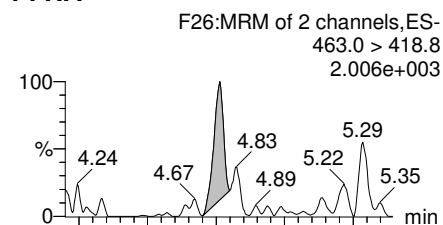
Printed: Tuesday, March 06, 2018 15:22:01 Pacific Standard Time

Name: 180228M1_116, Date: 01-Mar-2018, Time: 18:33:20, ID: 1800324-08 OF-RW60P-0218 0.11541, Description: OF-RW60P-0218

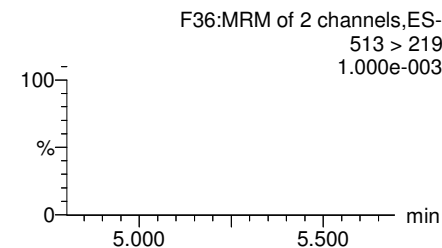
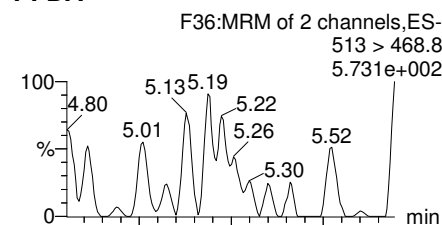
Total PFOA



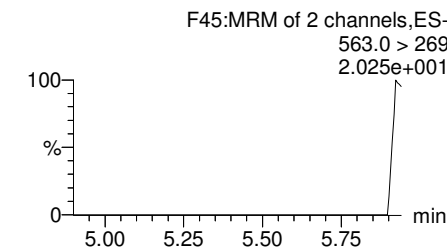
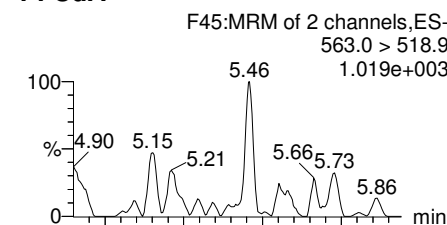
PFNA



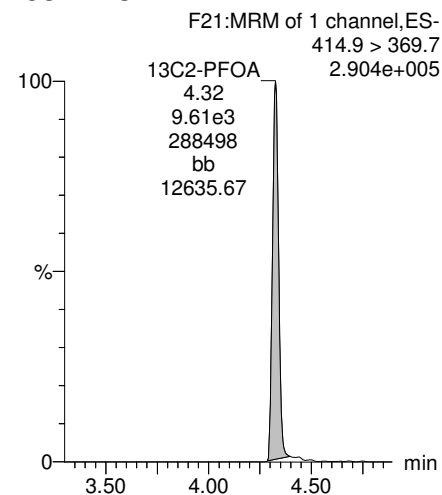
PFDA



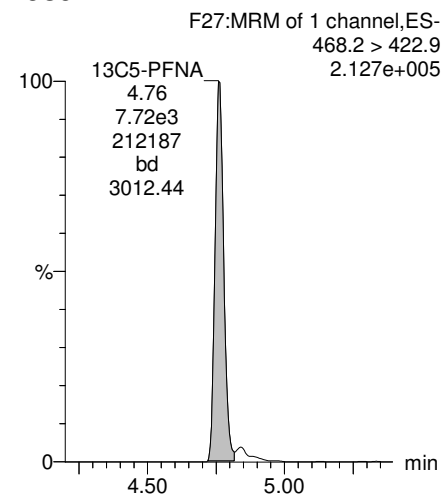
PFUdA



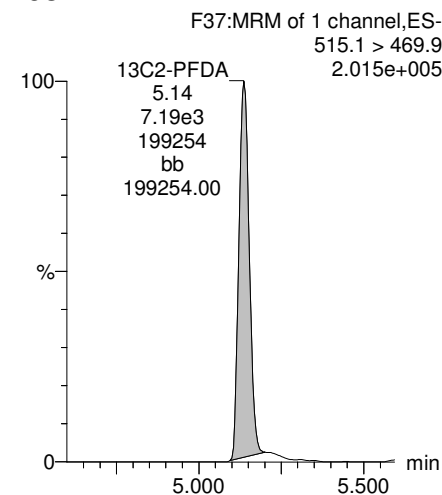
13C2-PFOA



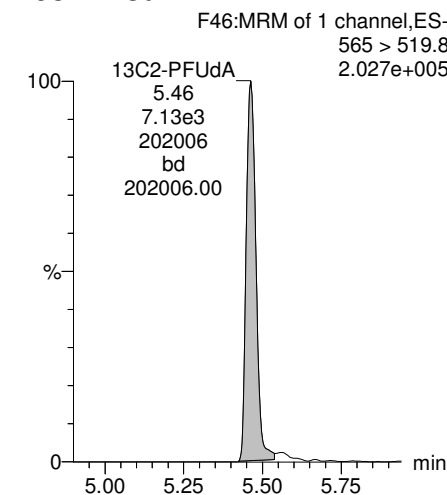
13C5-PFNA



13C2-PFDA



13C2-PFUdA

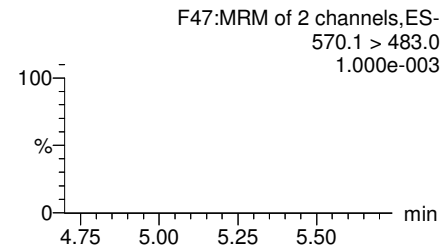
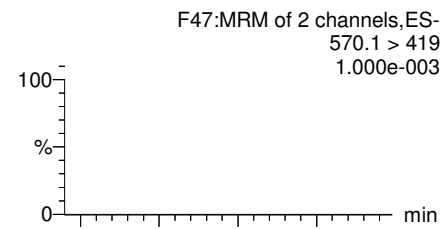


Dataset: Z:\Projects\PFAS.PRO\Results\180228M1\180228M1-116.qld

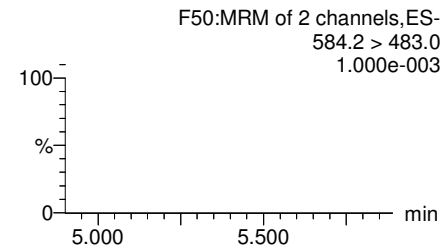
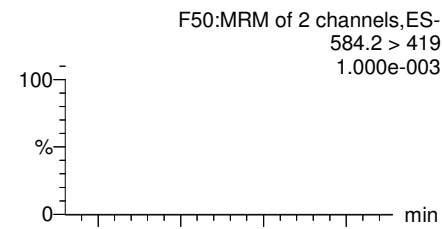
Last Altered: Tuesday, March 06, 2018 15:20:27 Pacific Standard Time
Printed: Tuesday, March 06, 2018 15:22:01 Pacific Standard Time

Name: 180228M1_116, Date: 01-Mar-2018, Time: 18:33:20, ID: 1800324-08 OF-RW60P-0218 0.11541, Description: OF-RW60P-0218

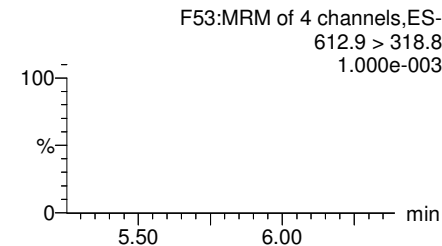
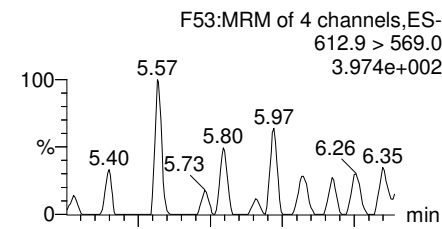
N-MeFOSAA



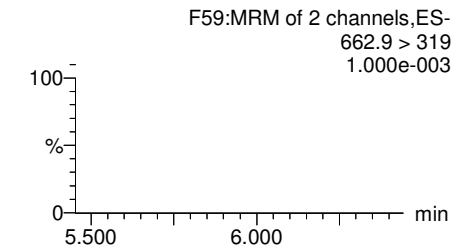
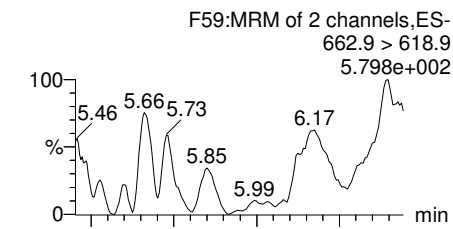
N-EtFOSAA



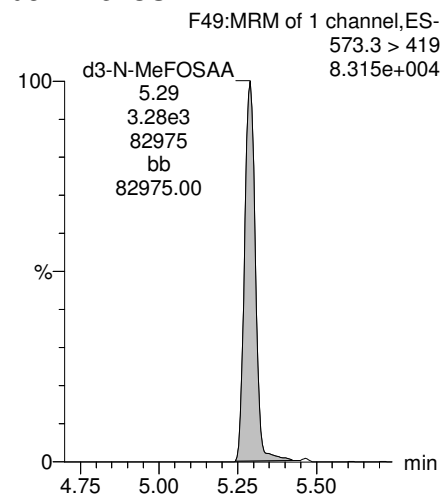
PFDoA



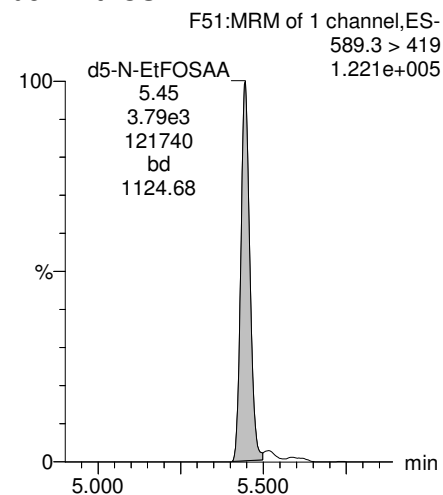
PFTrDA



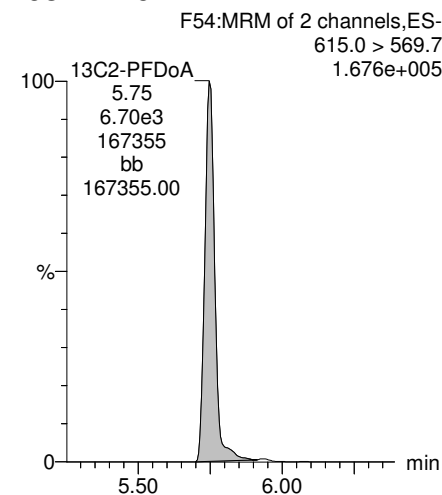
d3-N-MeFOSAA



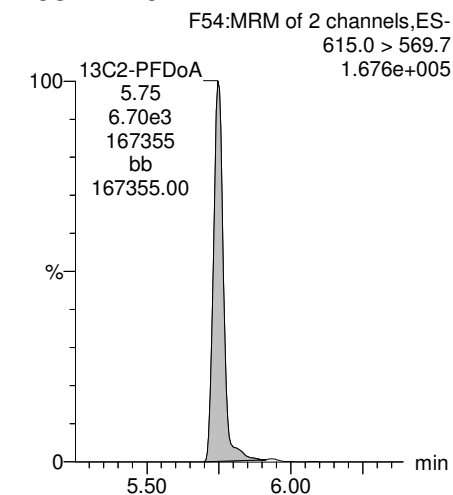
d5-N-EtFOSAA



13C2-PFDoA



13C2-PFDoA

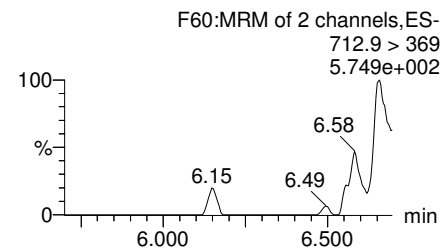
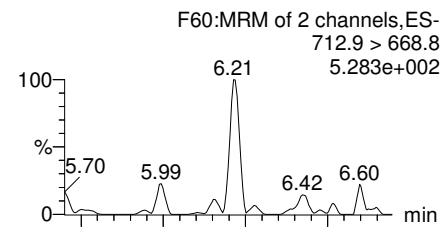


Dataset: Z:\Projects\PFAS.PRO\Results\180228M1\180228M1-116.qld

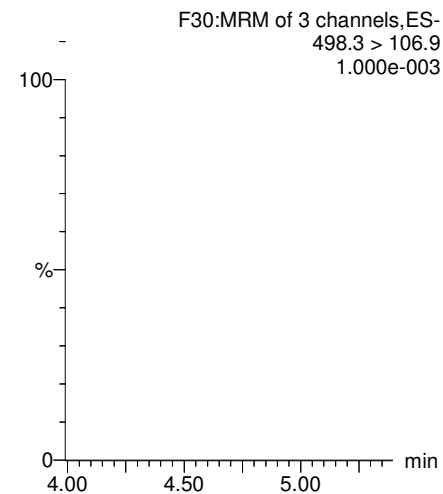
Last Altered: Tuesday, March 06, 2018 15:20:27 Pacific Standard Time
Printed: Tuesday, March 06, 2018 15:22:01 Pacific Standard Time

Name: 180228M1_116, Date: 01-Mar-2018, Time: 18:33:20, ID: 1800324-08 OF-RW60P-0218 0.11541, Description: OF-RW60P-0218

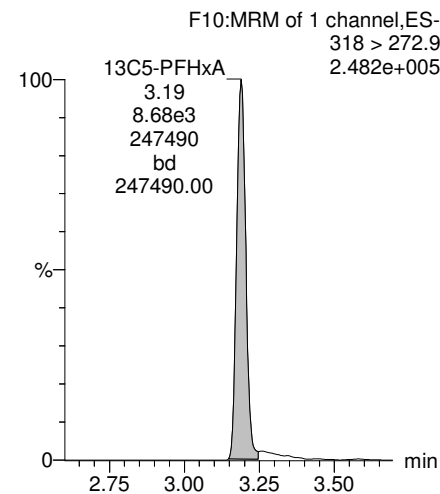
PFTeDA



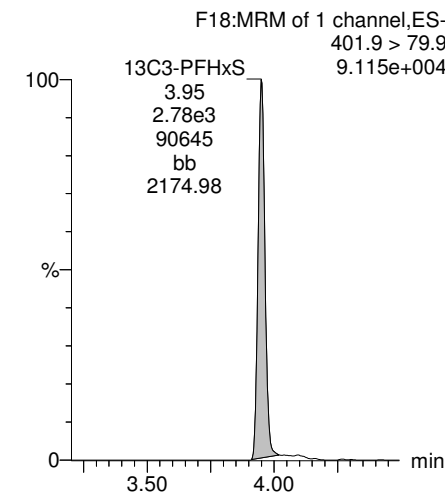
TCDA



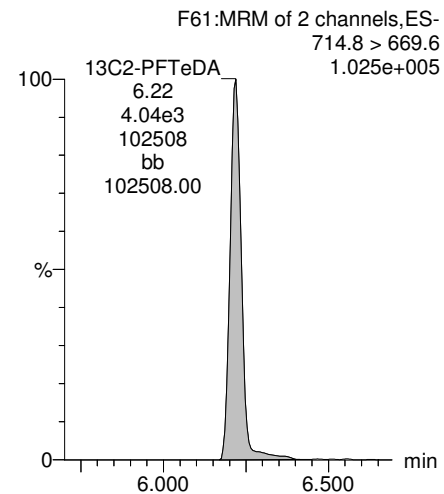
13C5-PFHxA



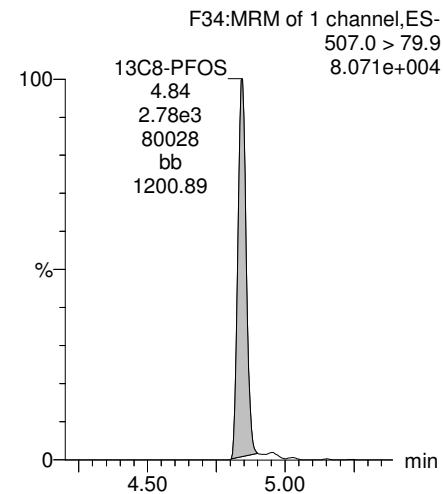
13C3-PFHxS



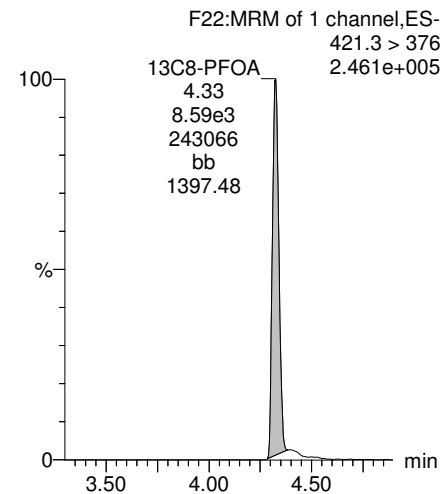
13C2-PFTeDA



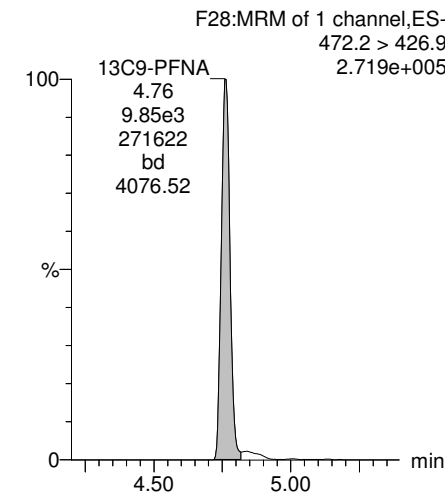
13C8-PFOS



13C8-PFOA



13C9-PFNA



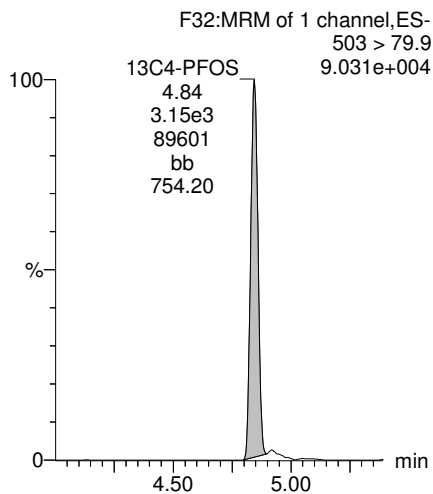
Dataset: Z:\Projects\PFAS.PRO\Results\180228M1\180228M1-116.qld

Last Altered: Tuesday, March 06, 2018 15:20:27 Pacific Standard Time

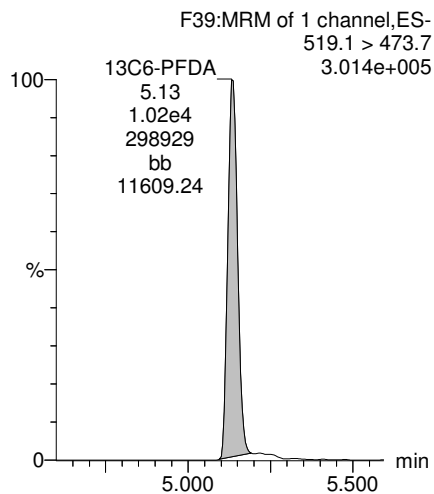
Printed: Tuesday, March 06, 2018 15:22:01 Pacific Standard Time

Name: 180228M1_116, Date: 01-Mar-2018, Time: 18:33:20, ID: 1800324-08 OF-RW60P-0218 0.11541, Description: OF-RW60P-0218

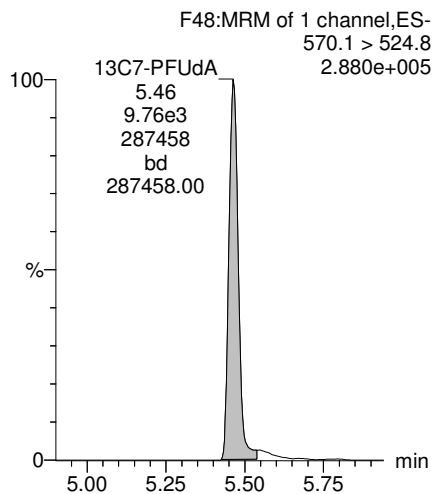
13C4-PFOS



13C6-PFDA



13C7-PFUdA



Dataset: Z:\Projects\PFAS.PRO\Results\180301M1\180301M1-74.qld

Last Altered: Monday, March 12, 2018 10:55:35 Pacific Daylight Time

Printed: Monday, March 12, 2018 10:56:13 Pacific Daylight Time

Method: Z:\Projects\PFAS.pro\MethDB\PFAS_FULL_80C_022718.mdb 28 Feb 2018 13:19:45

Calibration: Z:\Projects\PFAS.PRO\CurveDB\C18_VAL-PFAS_Q4_03-01-18-FULL.cdb 05 Mar 2018 08:17:35

Name: 180301M1_74, Date: 02-Mar-2018, Time: 14:38:02, ID: 1800324-08 OF-RW60P-0218 0.11541, Description: OF-RW60P-0218

	# Name	Trace	Area	IS Area	Wt./Vol.	RRF	Pred.RT	RT	y Axis Resp.	Conc.	%Rec
1	16 L-PFOS	499 > 79.9		2.37e3	0.1154		4.90				
2	43 13C8-PFOS	507.0 > 79.9	2.37e3	3.06e3	0.1154	1.053	4.84	4.84	9.71	79.9	73.8
3	60 13C4-PFOS	503 > 79.9	3.06e3	3.06e3	0.1154	1.000	4.84	4.84	12.5	108	100.0
4	65 Total PFOS	499 > 79.9	0.00e0	2.37e3	0.1154		4.73		0.000		

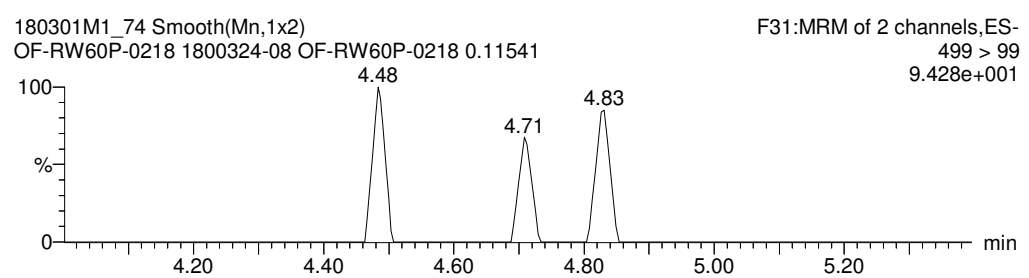
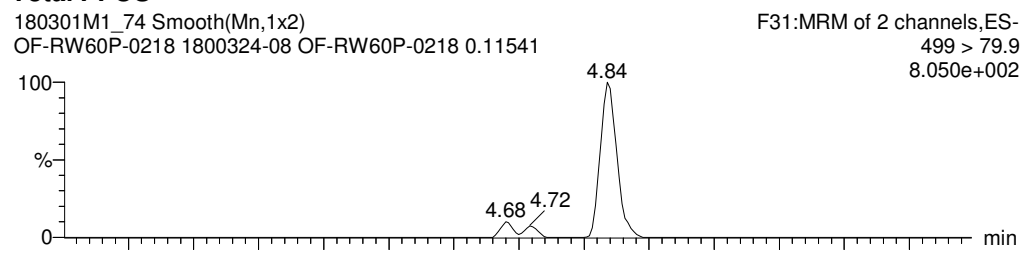
Dataset: Z:\Projects\PFAS.PRO\Results\180301M1\180301M1-74.qld

Last Altered: Monday, March 12, 2018 10:55:35 Pacific Daylight Time
Printed: Monday, March 12, 2018 10:56:13 Pacific Daylight Time

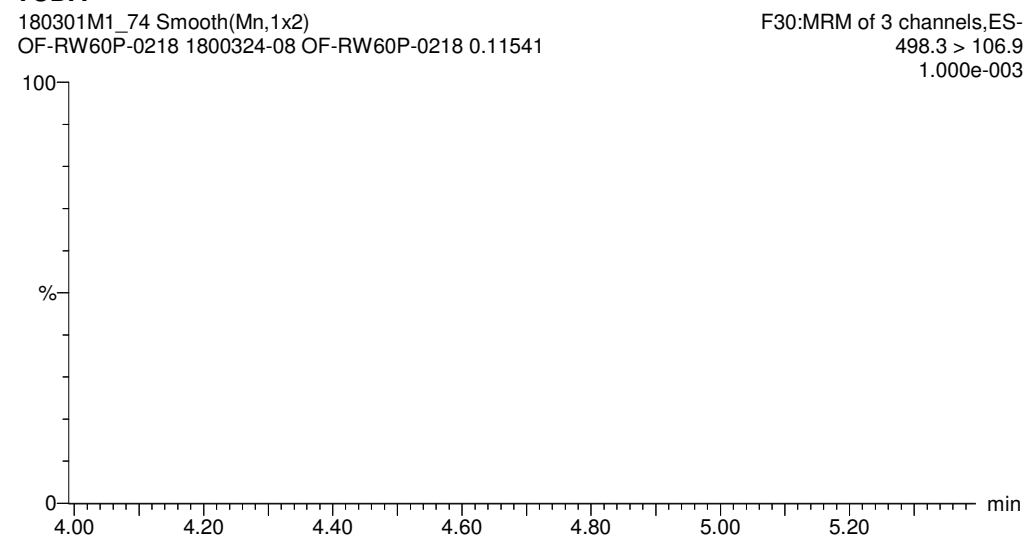
Method: Z:\Projects\PFAS.pro\MethDB\PFAS_FULL_80C_022718.mdb 28 Feb 2018 13:19:45
Calibration: Z:\Projects\PFAS.PRO\CurveDB\C18_VAL-PFAS_Q4_03-01-18-FULL.cdb 05 Mar 2018 08:17:35

Name: 180301M1_74, Date: 02-Mar-2018, Time: 14:38:02, ID: 1800324-08 OF-RW60P-0218 0.11541, Description: OF-RW60P-0218

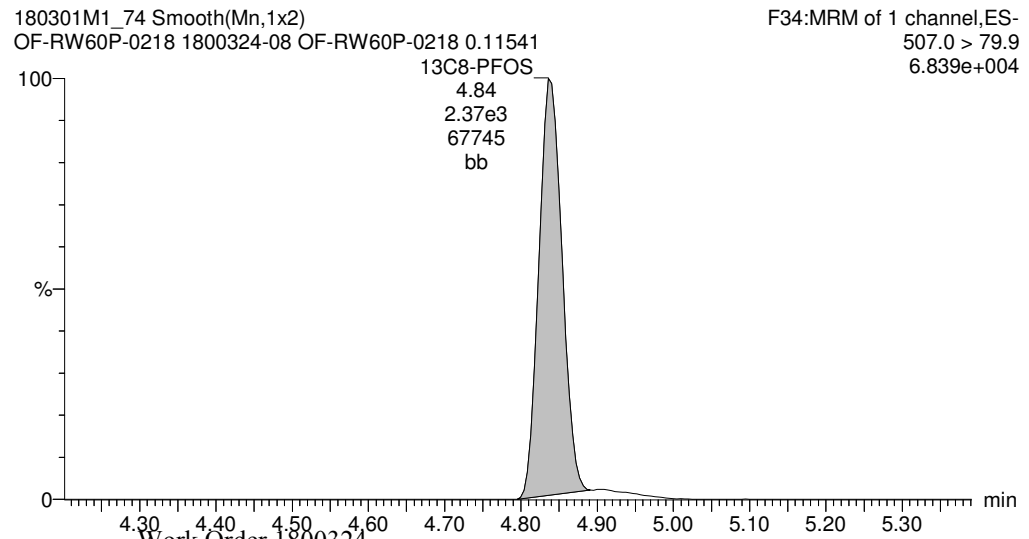
Total PFOS



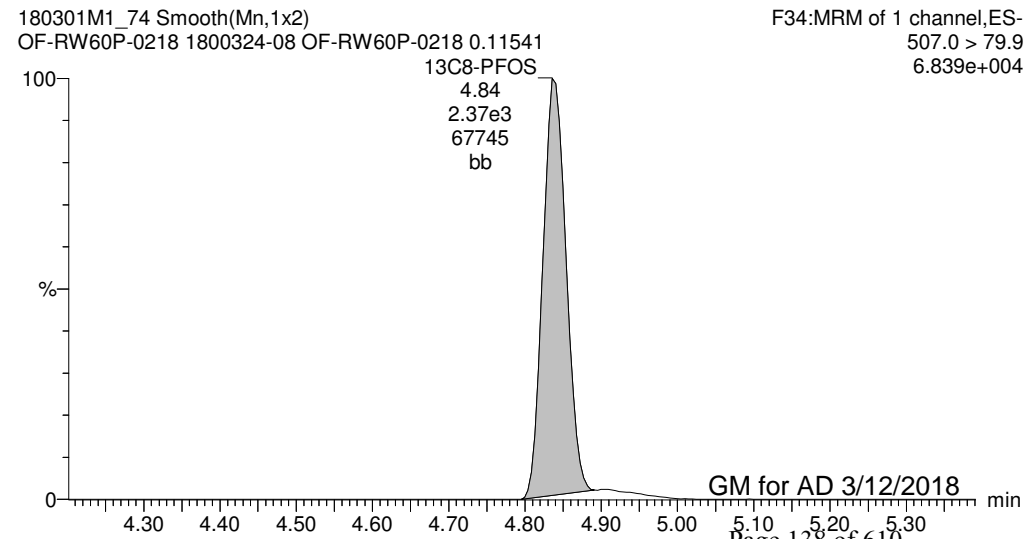
TCDA



13C8-PFOS



13C8-PFOS



Dataset: Z:\Projects\PFAS.PRO\Results\180301M1\180301M1-74.qld

Last Altered: Monday, March 12, 2018 10:55:35 Pacific Daylight Time
Printed: Monday, March 12, 2018 10:56:13 Pacific Daylight Time

Name: 180301M1_74, Date: 02-Mar-2018, Time: 14:38:02, ID: 1800324-08 OF-RW60P-0218 0.11541, Description: OF-RW60P-0218

13C4-PFOS

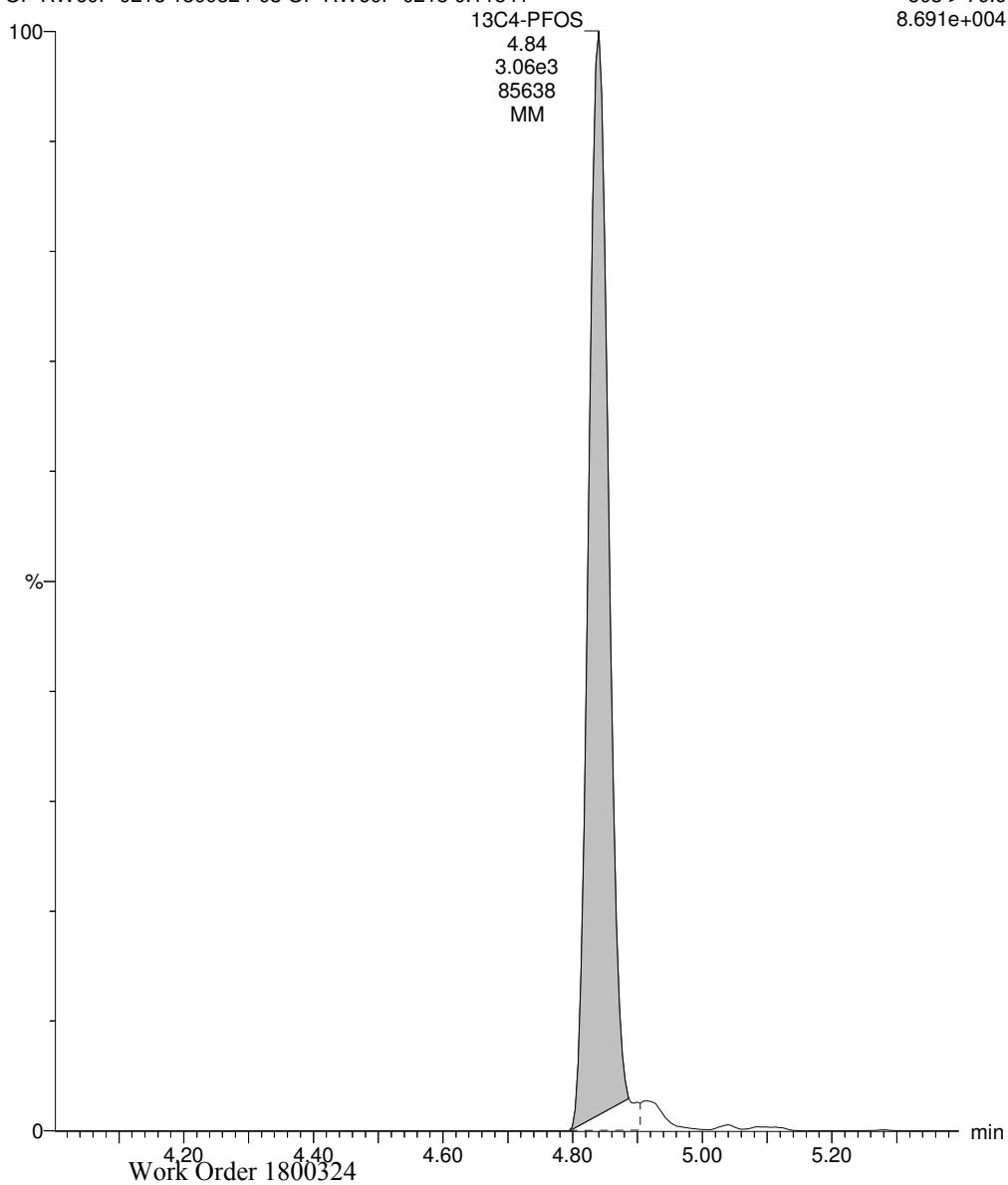
180301M1_74 Smooth(Mn,1x2)

OF-RW60P-0218 1800324-08 OF-RW60P-0218 0.11541

F32:MRM of 1 channel,ES-

503 > 79.9

8.691e+004



Dataset: Z:\Projects\PFAS.PRO\Results\180228M1\180228M1-117.qld

Last Altered: Tuesday, March 06, 2018 15:25:00 Pacific Standard Time

Printed: Tuesday, March 06, 2018 15:26:04 Pacific Standard Time

Method: Z:\Projects\PFAS.pro\MethDB\PFAS_FULL_80C_022718.mdb 28 Feb 2018 13:19:45

Calibration: Z:\Projects\PFAS.PRO\CurveDB\C18_VAL-PFAS_Q4_02-28-18-FULL.cdb 01 Mar 2018 12:54:21

Name: 180228M1_117, Date: 01-Mar-2018, Time: 18:44:47, ID: 1800324-09 OF-FB60-0218 0.11817, Description: OF-FB60-0218

	# Name	Trace	Area	IS Area	Wt./Vol.	RRF	Pred.RT	RT	y Axis Resp.	Conc.	%Rec
1	3 PFBS	299.0 > 79.7		1.37e3	0.118		2.60				
2	5 PFHxA	313.2 > 268.9		2.54e3	0.118		3.19				
3	7 PFHpA	363.0 > 318.9		6.34e3	0.118		3.81				
4	8 L-PFHxS	398.9 > 79.6		1.02e3	0.118		4.17				
5	11 L-PFOA	413 > 368.7	7.04e1	9.97e3	0.118		4.40	4.34	0.0883		
6	14 PFNA	463.0 > 418.8		8.04e3	0.118		4.76				
7	18 PFDA	513 > 468.8		8.83e3	0.118		5.14				
8	21 N-MeFOSAA	570.1 > 419		2.95e3	0.118		5.29				
9	22 N-EtFOSAA	584.2 > 419		3.26e3	0.118		5.45				
10	23 PFUdA	563.0 > 518.9		1.05e4	0.118		5.46				
11	25 PFDoA	612.9 > 569.0		8.10e3	0.118		5.74				

Dataset: Z:\Projects\PFAS.PRO\Results\180228M1\180228M1-117.qld

Last Altered: Tuesday, March 06, 2018 15:25:00 Pacific Standard Time

Printed: Tuesday, March 06, 2018 15:26:10 Pacific Standard Time

Method: Z:\Projects\PFAS.pro\MethDB\PFAS_FULL_80C_022718.mdb 28 Feb 2018 13:19:45

Calibration: Z:\Projects\PFAS.PRO\CurveDB\C18_VAL-PFAS_Q4_02-28-18-FULL.cdb 01 Mar 2018 12:54:21

Name: 180228M1_117, Date: 01-Mar-2018, Time: 18:44:47, ID: 1800324-09 OF-FB60-0218 0.11817, Description: OF-FB60-0218

#	Name	Trace	Area	IS Area	Wt./Vol.	RRF	Pred.RT	RT	y Axis Resp.	Conc.	%Rec
1	27	PFTrDA	662.9 > 618.9	8.10e3	0.118		5.98				
2	28	PFTeDA	712.9 > 668.8	4.69e3	0.118		6.20				
3	36	13C3-PFBS	302. > 98.8	1.37e3	0.118	0.123	2.69	2.70	1.58	108.3518	102.4
4	37	13C2-PFHxA	315 > 269.8	2.54e3	0.118	0.712	3.19	3.20	2.92	34.6621	81.9
5	38	13C4-PFHpA	367.2 > 321.8	6.34e3	0.118	0.678	3.81	3.81	7.28	90.9240	86.0
6	39	18O2-PFHxS	403.0 > 102.6	1.02e3	0.118	0.392	3.96	3.96	4.40	94.8175	89.6
7	40	13C2-PFOA	414.9 > 369.7	9.97e3	0.118	1.308	4.33	4.34	14.8	95.7361	90.5
8	41	13C5-PFNA	468.2 > 422.9	8.04e3	0.118	0.976	4.76	4.78	9.73	84.3701	79.8
9	42	13C8-PFOA	506.1 > 77.7	1.13e3	0.118	0.254	4.83	4.84	1.01	33.6264	31.8
10	44	13C2-PFDA	515.1 > 469.9	8.83e3	0.118	0.967	5.14	5.15	9.24	80.8345	76.4
11	45	d3-N-MeFOSAA	573.3 > 419	2.95e3	0.118	0.381	5.29	5.30	2.62	58.2651	55.1
12	46	d5-N-EtFOSAA	589.3 > 419	3.26e3	0.118	0.399	5.45	5.46	2.90	61.6437	58.3
13	47	13C2-PFUdA	565 > 519.8	1.05e4	0.118	0.985	5.46	5.48	9.38	80.5865	76.2
14	48	13C2-PFDoA	615.0 > 569.7	8.10e3	0.118	0.813	5.74	5.77	7.21	75.0202	70.9
15	49	d3-N-MeFOA	515.2 > 168.9		0.118	0.124	5.84				
16	50	13C2-PFTeDA	714.8 > 669.6	4.69e3	0.118	0.379	6.20	6.24	4.17	93.2690	88.2
17	51	d5-N-ETFOA	531.1 > 168.9		0.118	0.189	6.22				
18	52	13C2-PFHxDA	815 > 769.7	3.25e3	0.118	0.703	6.51	6.57	2.89	34.8092	82.3
19	53	d7-N-MeFOSE	623.1 > 58.9		0.118	0.157	6.31				
20	54	d9-N-EtFOSE	639.2 > 58.8		0.118	0.146	6.45				
21	55	13C4-PFBA	217. > 171.8	7.17e3	0.118	1.000	1.46	1.45	12.5	105.7798	100.0
22	56	13C5-PFHxA	318 > 272.9	1.09e4	0.118	1.000	3.19	3.20	12.5	105.7798	100.0
23	57	13C3-PFHxS	401.9 > 79.9	2.89e3	0.118	1.000	3.96	3.96	12.5	105.7798	100.0
24	58	13C8-PFOA	421.3 > 376	8.42e3	0.118	1.000	4.33	4.34	12.5	105.7798	100.0
25	59	13C9-PFNA	472.2 > 426.9	1.03e4	0.118	1.000	4.70	4.78	12.5	105.7798	100.0
26	61	13C6-PFDA	519.1 > 473.7	1.20e4	0.118	1.000	5.14	5.15	12.5	105.7798	100.0
27	62	13C7-PFUdA	570.1 > 524.8	1.40e4	0.118	1.000	5.46	5.48	12.5	105.7798	100.0
28	63	Total PFHxS	398.9 > 79.6	0.00e0	0.118		3.85		0.000		
29	64	Total PFOA	413 > 368.7	7.04e1	0.118		4.21		0.000		

Dataset: Z:\Projects\PFAS.PRO\Results\180228M1\180228M1-117.qld

Last Altered: Tuesday, March 06, 2018 15:25:00 Pacific Standard Time

Printed: Tuesday, March 06, 2018 15:26:18 Pacific Standard Time

Method: Z:\Projects\PFAS.pro\MethDB\PFAS_FULL_80C_022718.mdb 28 Feb 2018 13:19:45

Calibration: Z:\Projects\PFAS.PRO\CurveDB\C18_VAL-PFAS_Q4_02-28-18-FULL.cdb 01 Mar 2018 12:54:21

Name: 180228M1_117, Date: 01-Mar-2018, Time: 18:44:47, ID: 1800324-09 OF-FB60-0218 0.11817, Description: OF-FB60-0218

	# Name	Trace	Area	IS Area	Wt./Vol.	RRF	Pred.RT	RT	y Axis Resp.	Conc.	%Rec
1	66 Total N-MeFOSAA	570.1 > 419	0.00e0	2.95e3	0.118		5.29		0.000		
2	67 Total N-EtFOSAA	584.2 > 419	0.00e0	3.26e3	0.118		5.45		0.000		

Dataset: Z:\Projects\PFAS.PRO\Results\180228M1\180228M1-117.qld

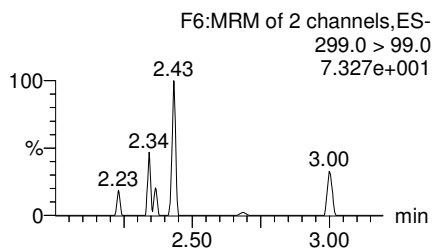
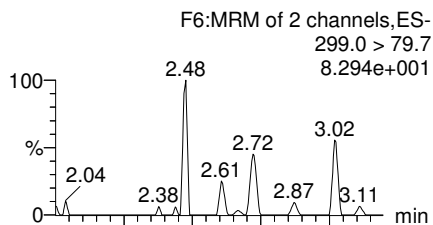
Last Altered: Tuesday, March 06, 2018 15:25:00 Pacific Standard Time
Printed: Tuesday, March 06, 2018 15:26:18 Pacific Standard Time

Method: Z:\Projects\PFAS.pro\MethDB\PFAS_FULL_80C_022718.mdb 28 Feb 2018 13:19:45

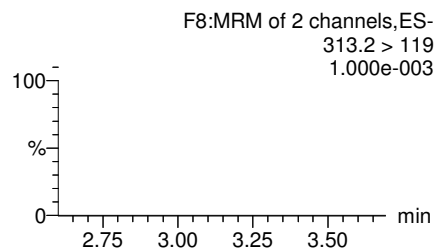
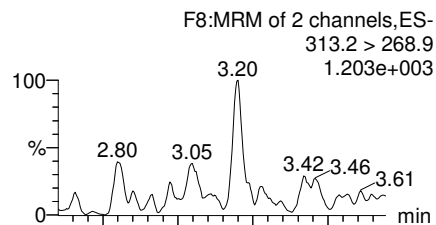
Calibration: Z:\Projects\PFAS.PRO\CurveDB\C18_VAL-PFAS_Q4_02-28-18-FULL.cdb 01 Mar 2018 12:54:21

Name: 180228M1_117, Date: 01-Mar-2018, Time: 18:44:47, ID: 1800324-09 OF-FB60-0218 0.11817, Description: OF-FB60-0218

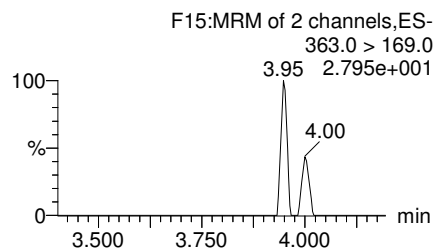
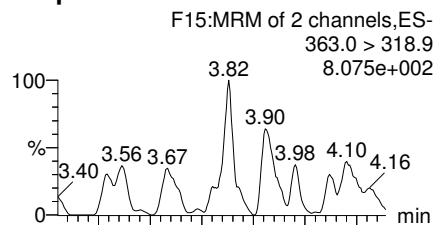
PFBS



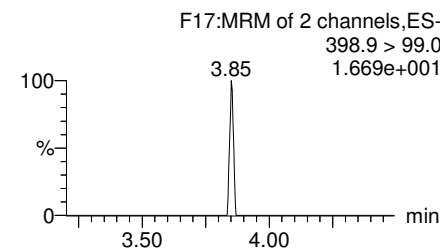
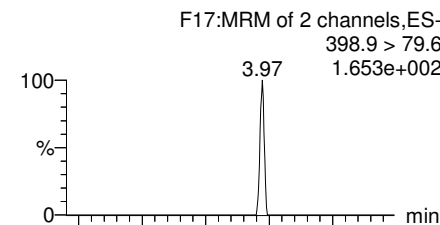
PFHxA



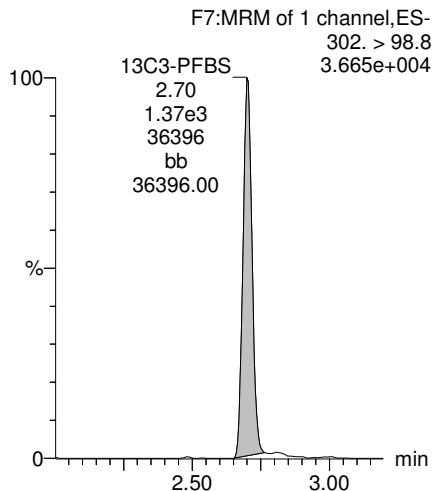
PFHpA



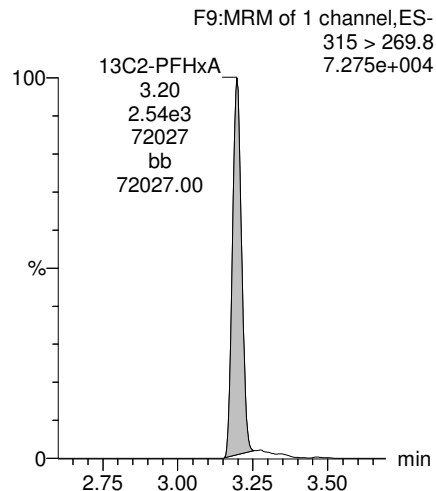
Total PFHxS



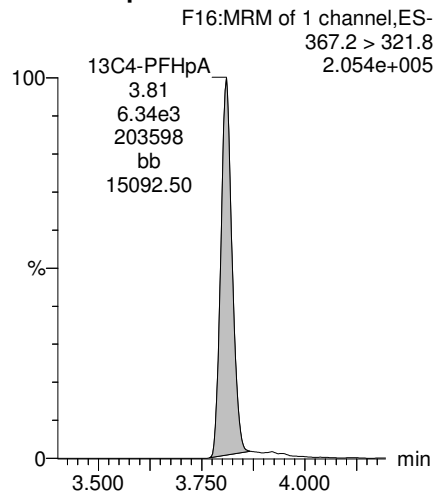
13C3-PFBS



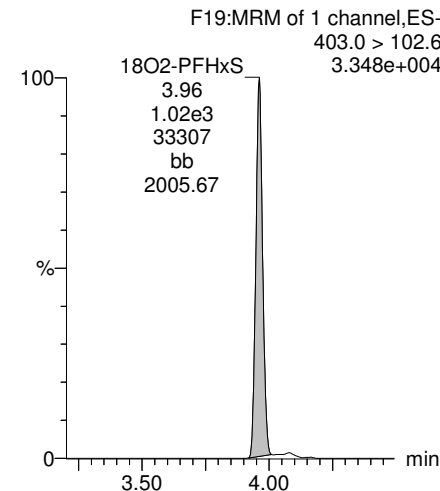
13C2-PFHxA



13C4-PFHpA



18O2-PFHxS

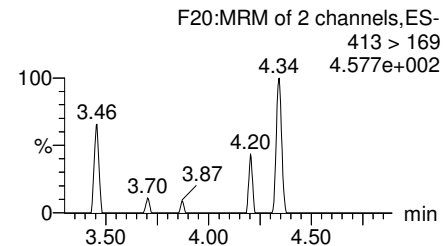
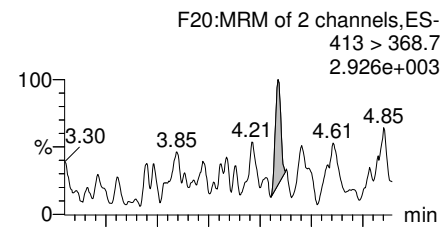


Dataset: Z:\Projects\PFAS.PRO\Results\180228M1\180228M1-117.qld

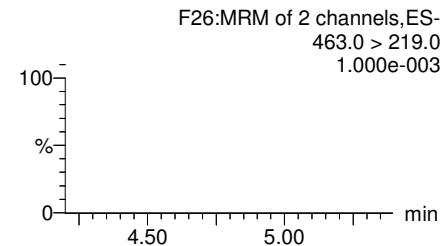
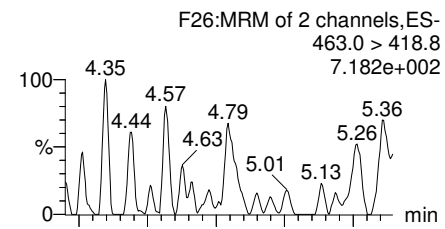
Last Altered: Tuesday, March 06, 2018 15:25:00 Pacific Standard Time
Printed: Tuesday, March 06, 2018 15:26:18 Pacific Standard Time

Name: 180228M1_117, Date: 01-Mar-2018, Time: 18:44:47, ID: 1800324-09 OF-FB60-0218 0.11817, Description: OF-FB60-0218

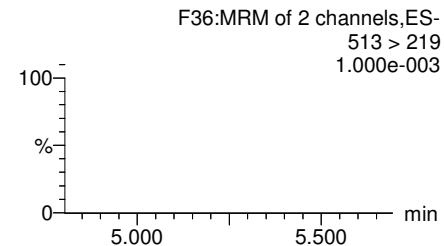
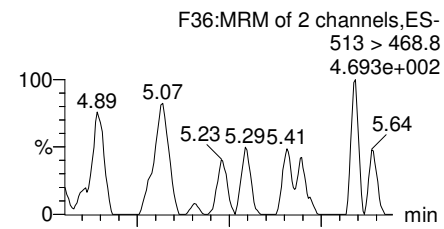
Total PFOA



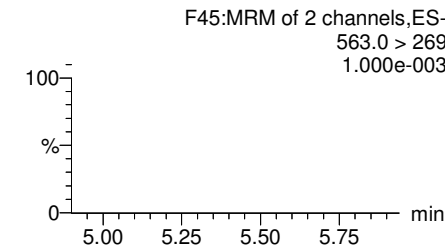
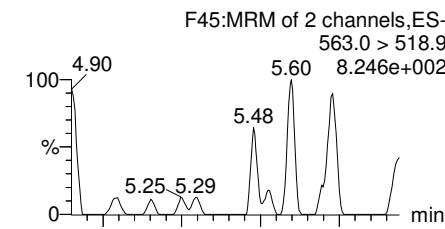
PFNA



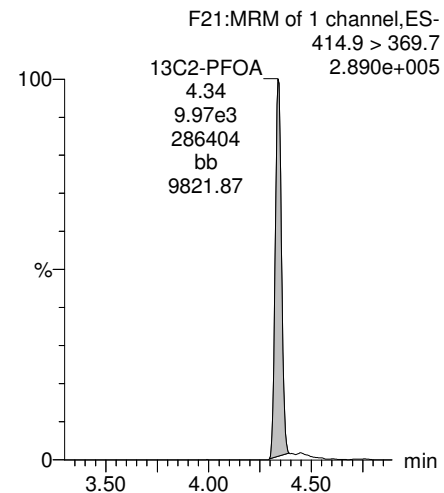
PFDA



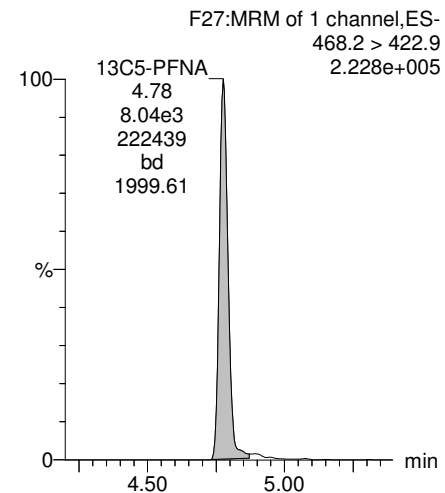
PFUdA



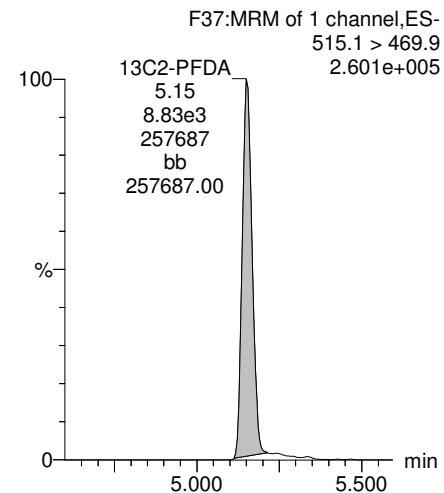
13C2-PFOA



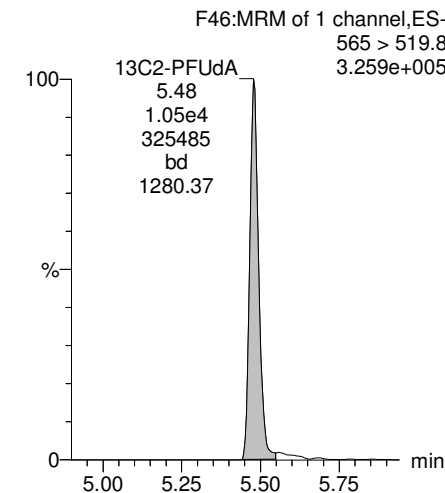
13C5-PFNA



13C2-PFDA



13C2-PFUdA



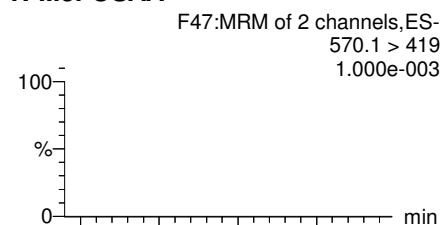
Dataset: Z:\Projects\PFAS.PRO\Results\180228M1\180228M1-117.qld

Last Altered: Tuesday, March 06, 2018 15:25:00 Pacific Standard Time

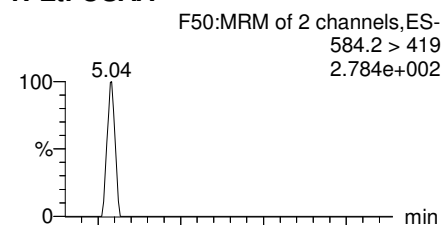
Printed: Tuesday, March 06, 2018 15:26:18 Pacific Standard Time

Name: 180228M1_117, Date: 01-Mar-2018, Time: 18:44:47, ID: 1800324-09 OF-FB60-0218 0.11817, Description: OF-FB60-0218

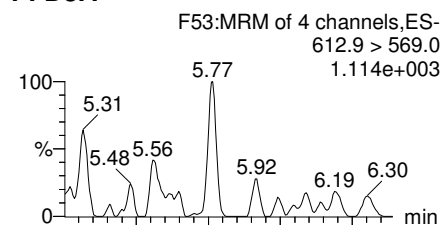
N-MeFOSAA



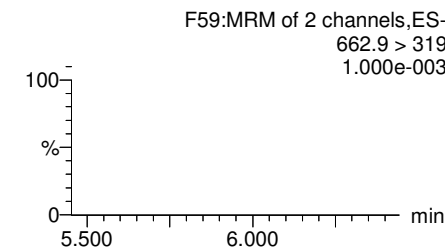
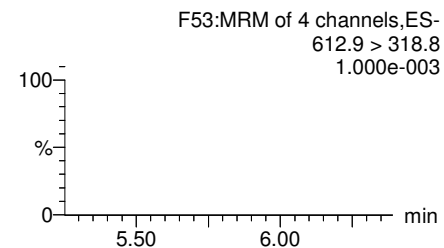
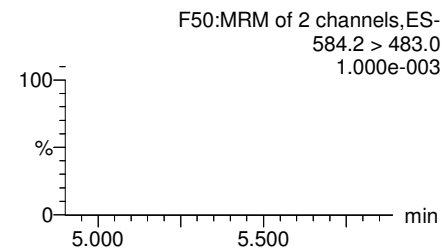
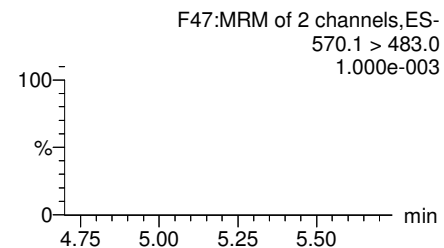
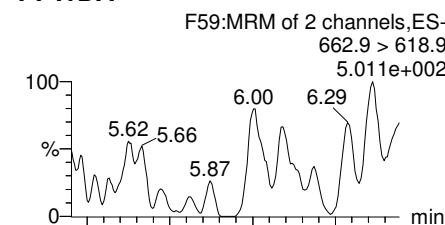
N-EtFOSAA



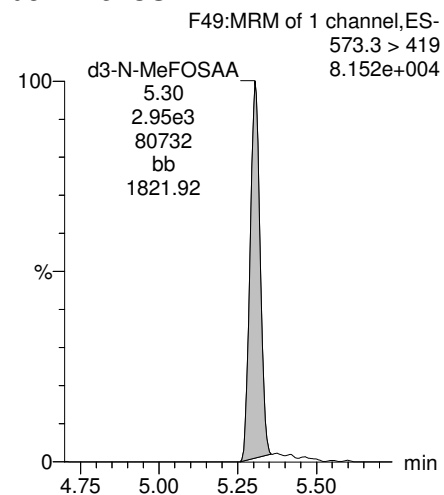
PFDoA



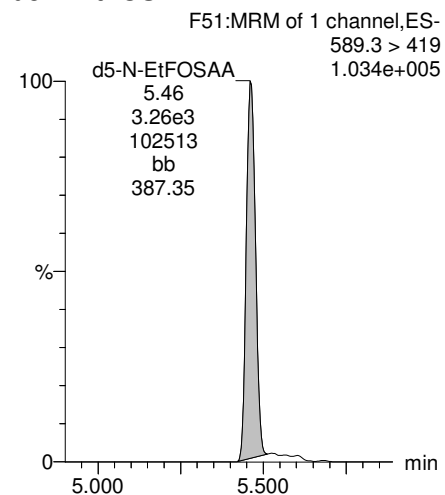
PFTrDA



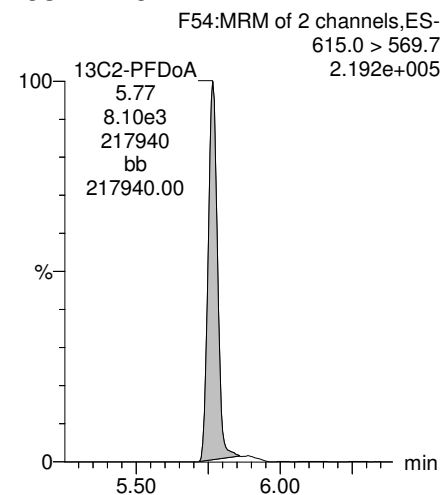
d3-N-MeFOSAA



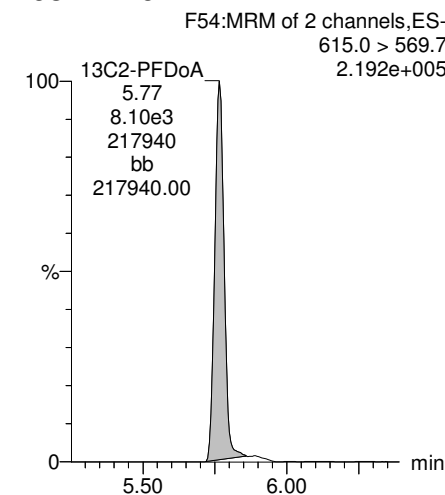
d5-N-EtFOSAA



13C2-PFDoA



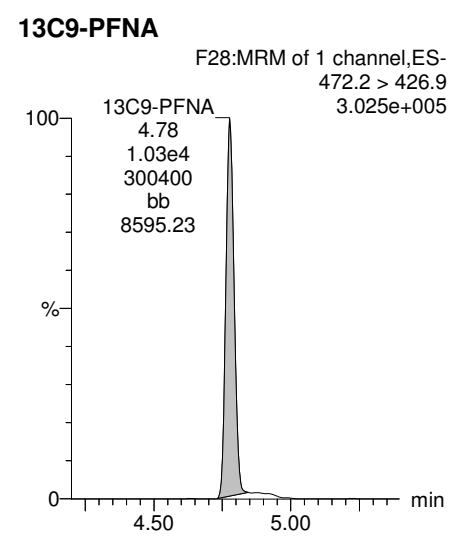
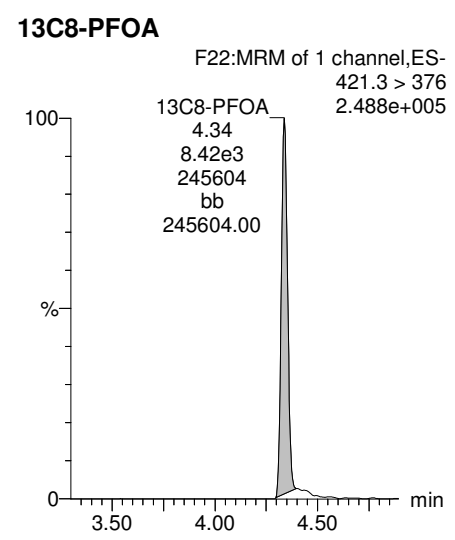
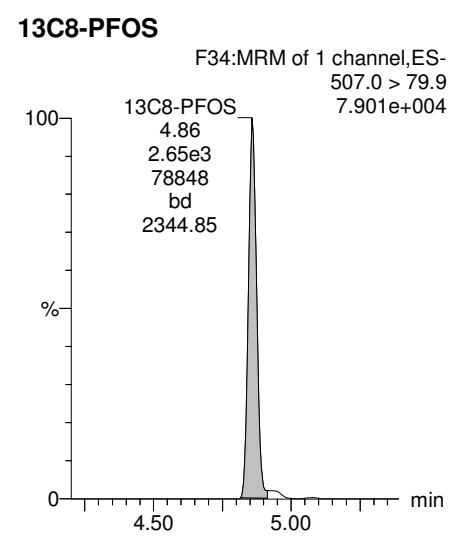
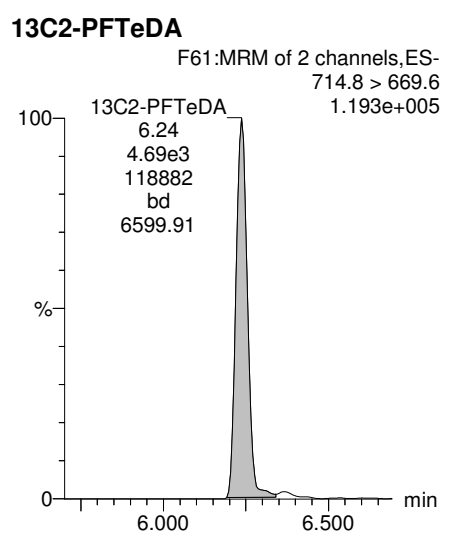
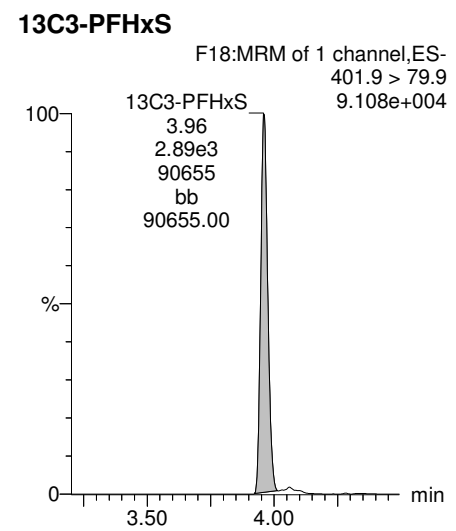
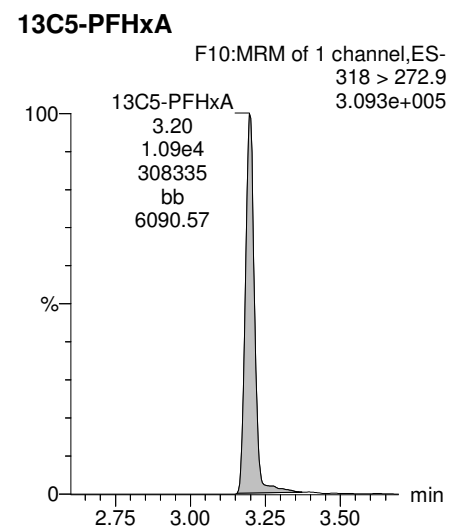
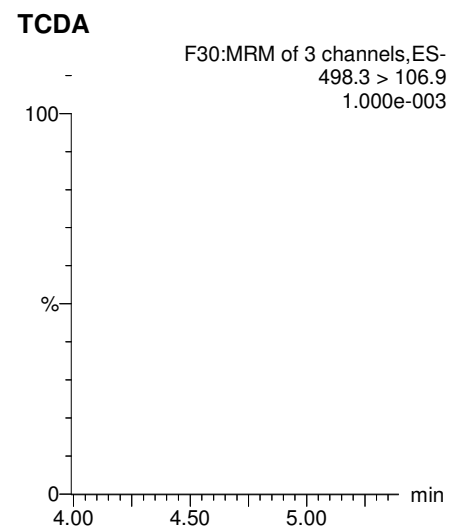
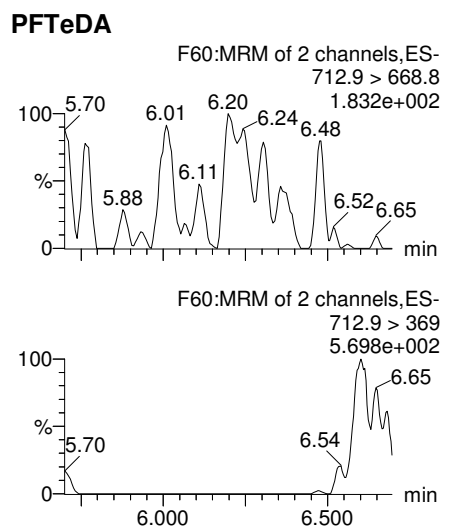
13C2-PFTrDA



Dataset: Z:\Projects\PFAS.PRO\Results\180228M1\180228M1-117.qld

Last Altered: Tuesday, March 06, 2018 15:25:00 Pacific Standard Time
Printed: Tuesday, March 06, 2018 15:26:18 Pacific Standard Time

Name: 180228M1_117, Date: 01-Mar-2018, Time: 18:44:47, ID: 1800324-09 OF-FB60-0218 0.11817, Description: OF-FB60-0218



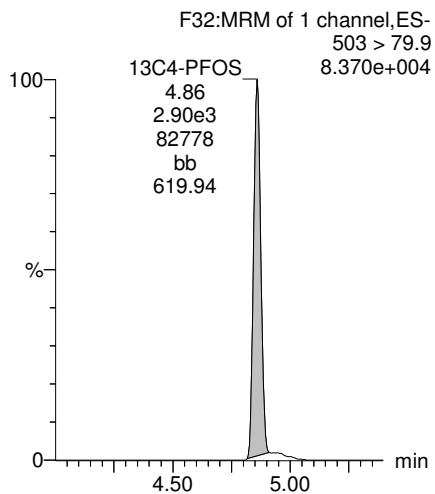
Dataset: Z:\Projects\PFAS.PRO\Results\180228M1\180228M1-117.qld

Last Altered: Tuesday, March 06, 2018 15:25:00 Pacific Standard Time

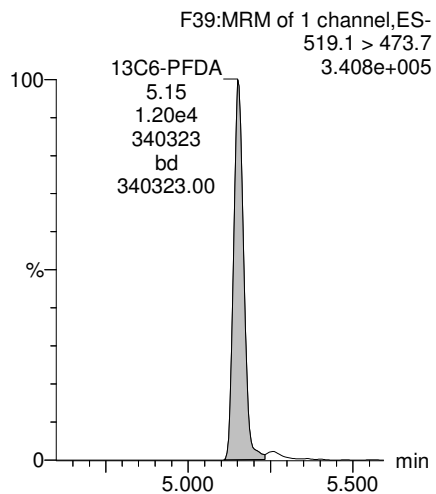
Printed: Tuesday, March 06, 2018 15:26:18 Pacific Standard Time

Name: 180228M1_117, Date: 01-Mar-2018, Time: 18:44:47, ID: 1800324-09 OF-FB60-0218 0.11817, Description: OF-FB60-0218

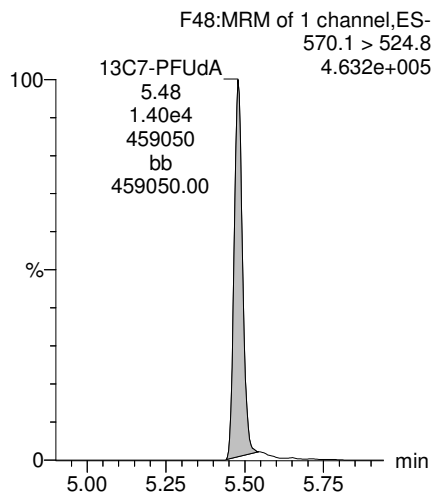
13C4-PFOS



13C6-PFDA



13C7-PFUdA



Dataset: Z:\Projects\PFAS.PRO\Results\180301M1\180301M1-75.qld

Last Altered: Tuesday, March 06, 2018 15:48:56 Pacific Standard Time

Printed: Tuesday, March 06, 2018 15:49:16 Pacific Standard Time

Method: Z:\Projects\PFAS.pro\MethDB\PFAS_FULL_80C_022718.mdb 28 Feb 2018 13:19:45

Calibration: Z:\Projects\PFAS.PRO\CurveDB\C18_VAL-PFAS_Q4_03-01-18-FULL.cdb 05 Mar 2018 08:17:35

Name: 180301M1_75, Date: 02-Mar-2018, Time: 14:49:29, ID: 1800324-09 OF-FB60-0218 0.11817, Description: OF-FB60-0218

	# Name	Trace	Area	IS Area	Wt./Vol.	RRF	Pred.RT	RT	y Axis Resp.	Conc.	%Rec
1	16 L-PFOS	499 > 79.9		2.96e3	0.1182		4.90				
2	43 13C8-PFOS	507.0 > 79.9	2.96e3	3.25e3	0.1182	1.053	4.84	4.84	11.4	91.6	86.6
3	60 13C4-PFOS	503 > 79.9	3.25e3	3.25e3	0.1182	1.000	4.84	4.84	12.5	106	100.0
4	65 Total PFOS	499 > 79.9	0.00e0	2.96e3	0.1182		4.73		0.000		

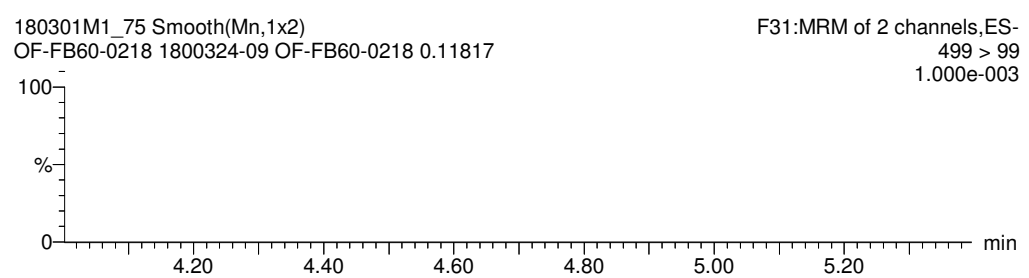

Dataset: Z:\Projects\PFAS.PRO\Results\180301M1\180301M1-75.qld

Last Altered: Tuesday, March 06, 2018 15:48:56 Pacific Standard Time
Printed: Tuesday, March 06, 2018 15:49:16 Pacific Standard Time

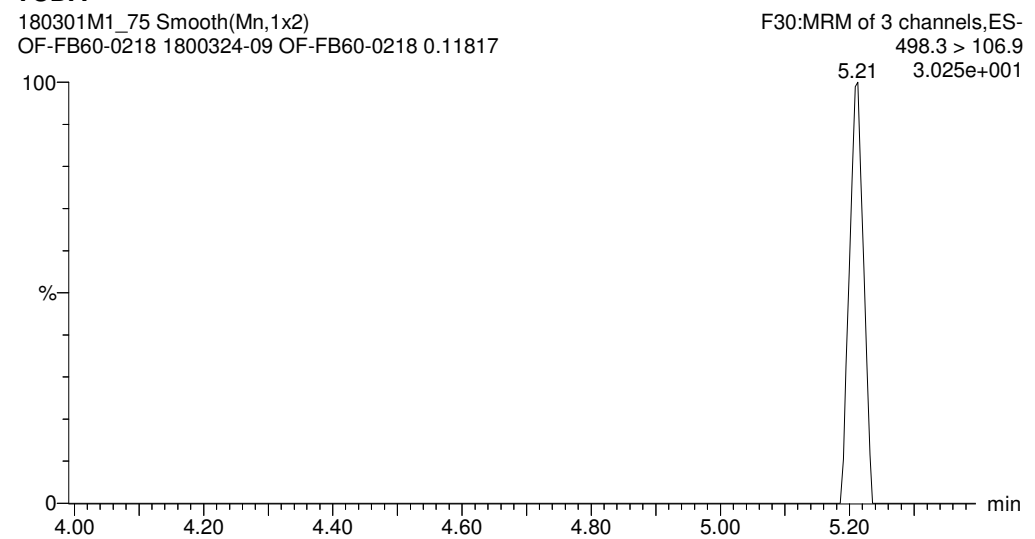
Method: Z:\Projects\PFAS.pro\MethDB\PFAS_FULL_80C_022718.mdb 28 Feb 2018 13:19:45
Calibration: Z:\Projects\PFAS.PRO\CurveDB\C18_VAL-PFAS_Q4_03-01-18-FULL.cdb 05 Mar 2018 08:17:35

Name: 180301M1_75, Date: 02-Mar-2018, Time: 14:49:29, ID: 1800324-09 OF-FB60-0218 0.11817, Description: OF-FB60-0218

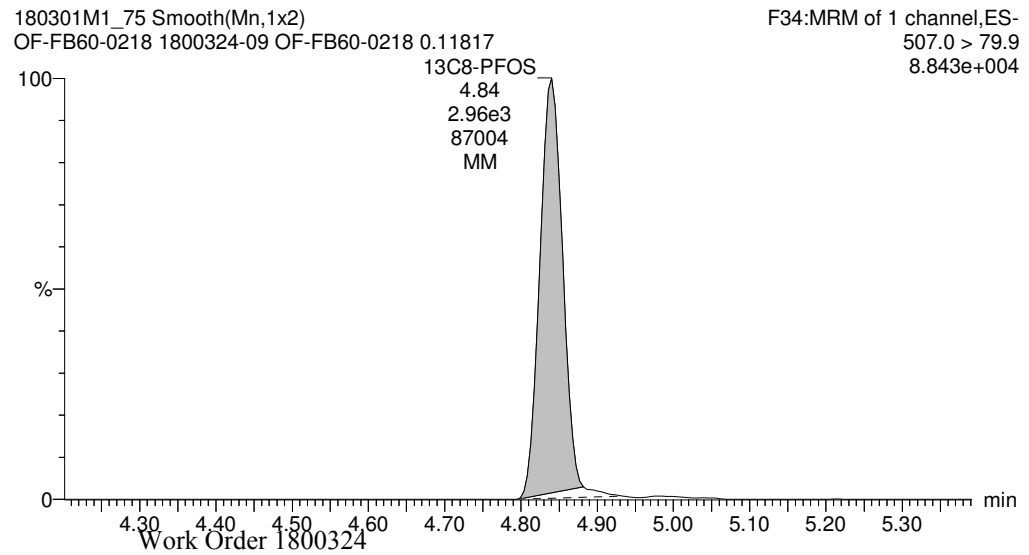
Total PFOS



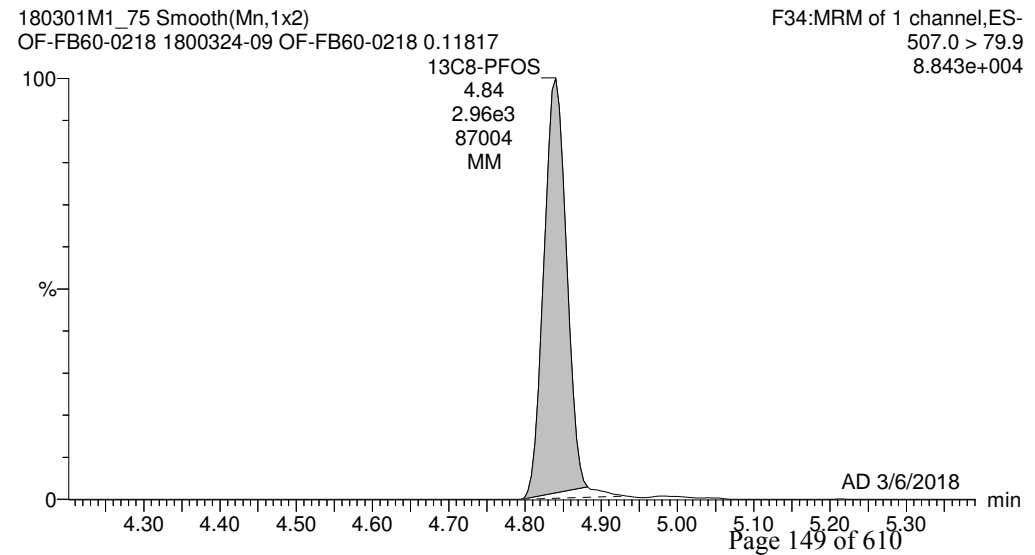
TCDA



13C8-PFOS



13C8-PFOS



Dataset: Z:\Projects\PFAS.PRO\Results\180301M1\180301M1-75.qld

Last Altered: Tuesday, March 06, 2018 15:48:56 Pacific Standard Time

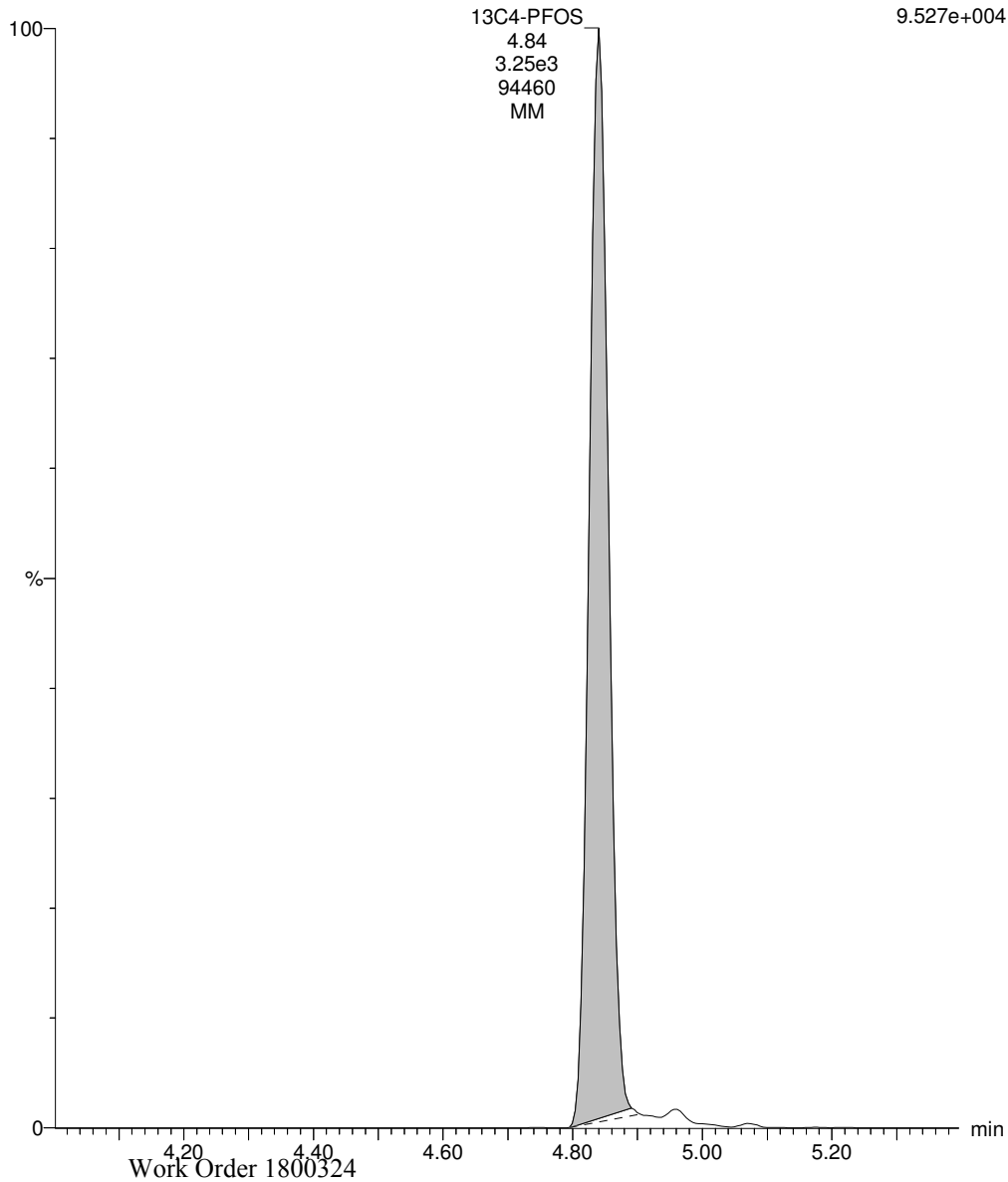
Printed: Tuesday, March 06, 2018 15:49:16 Pacific Standard Time

Name: 180301M1_75, Date: 02-Mar-2018, Time: 14:49:29, ID: 1800324-09 OF-FB60-0218 0.11817, Description: OF-FB60-0218

13C4-PFOS

180301M1_75 Smooth(Mn,1x2)
OF-FB60-0218 1800324-09 OF-FB60-0218 0.11817

F32:MRM of 1 channel,ES-
503 > 79.9
9.527e+004



Dataset: Z:\Projects\PFAS.PRO\Results\180228M1\180228M1-118.qld

Last Altered: Monday, March 12, 2018 10:53:42 Pacific Daylight Time

Printed: Monday, March 12, 2018 10:54:22 Pacific Daylight Time

Method: Z:\Projects\PFAS.pro\MethDB\PFAS_FULL_80C_022718.mdb 28 Feb 2018 13:19:45

Calibration: Z:\Projects\PFAS.PRO\CurveDB\C18_VAL-PFAS_Q4_02-28-18-FULL.cdb 01 Mar 2018 12:54:21

Name: 180228M1_118, Date: 01-Mar-2018, Time: 18:56:13, ID: 1800324-10 OF-RW42C-0218 0.11358, Description: OF-RW42C-0218

	# Name	Trace	IS Area	wt/vol	RRF	Pred.RT	RT	y Axis Resp.	Conc.	%Rec
1	8 L-PFHxS	398.9 > 79.6	8.71e2	0.114		4.17	3.95	50.9	217	
2	39 18O2-PFHxS	403.0 > 102.6	2.43e3	0.114	0.392	3.96	3.95	4.48	100	91.3
3	57 13C3-PFHxS	401.9 > 79.9	2.43e3	0.114	1.000	3.96	3.95	12.5	110	100.0
4	63 Total PFHxS	398.9 > 79.6	8.71e2	0.114		3.85		50.9	217	

Dataset: Z:\Projects\PFAS.PRO\Results\180228M1\180228M1-118.qld

Last Altered: Monday, March 12, 2018 10:53:42 Pacific Daylight Time

Printed: Monday, March 12, 2018 10:54:22 Pacific Daylight Time

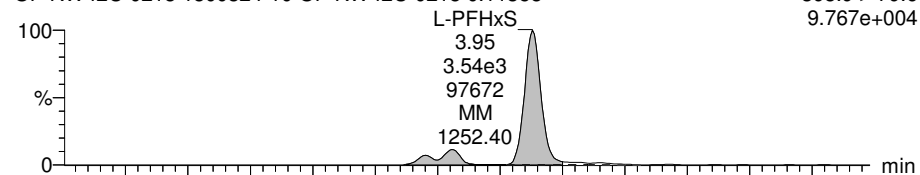
Method: Z:\Projects\PFAS.pro\MethDB\PFAS_FULL_80C_022718.mdb 28 Feb 2018 13:19:45

Calibration: Z:\Projects\PFAS.PRO\CurveDB\C18_VAL-PFAS_Q4_02-28-18-FULL.cdb 01 Mar 2018 12:54:21

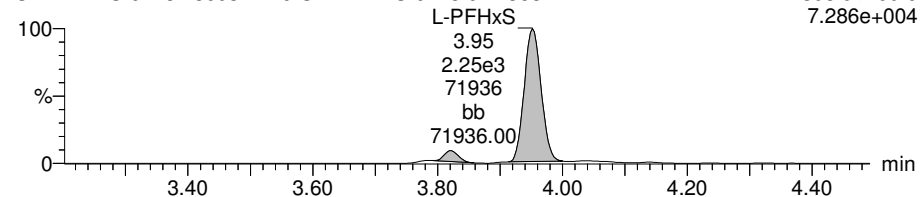
Name: 180228M1_118, Date: 01-Mar-2018, Time: 18:56:13, ID: 1800324-10 OF-RW42C-0218 0.11358, Description: OF-RW42C-0218

Total PFHxS

180228M1_118 Smooth(Mn,1x2) F17:MRM of 2 channels,ES-
OF-RW42C-0218 1800324-10 OF-RW42C-0218 0.11358 398.9 > 79.6
9.767e+004

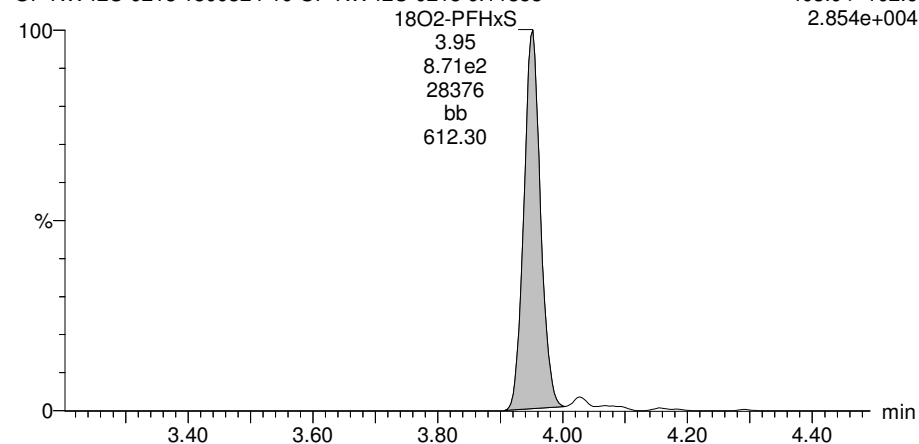


180228M1_118 Smooth(Mn,1x2) F17:MRM of 2 channels,ES-
OF-RW42C-0218 1800324-10 OF-RW42C-0218 0.11358 398.9 > 99.0
7.286e+004



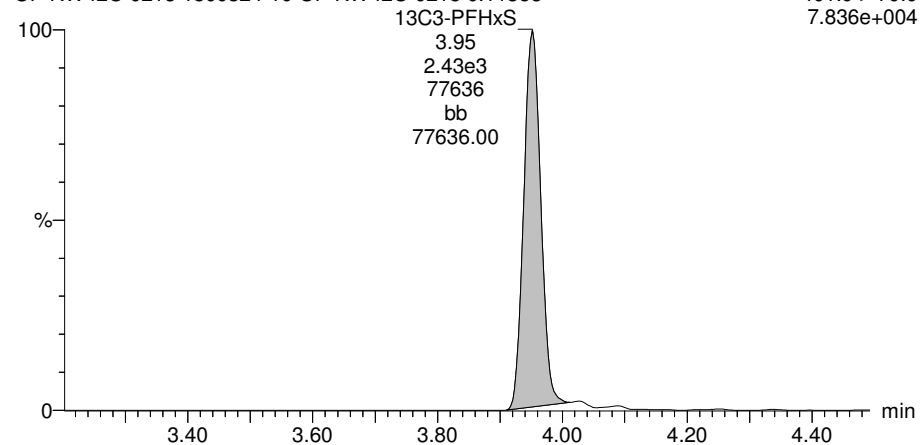
18O2-PFHxS

180228M1_118 Smooth(Mn,1x2) F19:MRM of 1 channel,ES-
OF-RW42C-0218 1800324-10 OF-RW42C-0218 0.11358 403.0 > 102.6
2.854e+004



13C3-PFHxS

180228M1_118 Smooth(Mn,1x2) F18:MRM of 1 channel,ES-
OF-RW42C-0218 1800324-10 OF-RW42C-0218 0.11358 401.9 > 79.9
7.836e+004



Dataset: F:\Projects\PFAS.PRO\Results\180301M1\180301M1-76.qld

Last Altered: Monday, March 12, 2018 14:24:50 Pacific Daylight Time

Printed: Monday, March 12, 2018 14:35:38 Pacific Daylight Time

Method: F:\Projects\PFAS.PRO\MethDB\PFAS_FULL_80C_022718.mdb 07 Mar 2018 15:10:16

Calibration: F:\Projects\PFAS.PRO\CurveDB\C18_VAL-PFAS_Q4_03-01-18-FULL.cdb 05 Mar 2018 09:17:35

Name: 180301M1_76, Date: 02-Mar-2018, Time: 15:00:58, ID: 1800324-10 OF-RW42C-0218 0.11358, Description: OF-RW42C-0218

	# Name	Trace	Area	IS Area	Wt./Vol.	RRF	Pred.RT	RT	y Axis Resp.	Conc.	%Rec
1	3 PFBS	299.0 > 79.7	3.39e2	1.18e3	0.114		2.60	2.67	3.59	18.0436	
2	5 PFHxA	313.2 > 268.9	1.83e3	1.99e3	0.114		3.19	3.16	4.59	25.9751	
3	7 PFHpA	363.0 > 318.9	3.13e2	5.11e3	0.114		3.81	3.78	0.766	5.1134	
4	11 L-PFOA	413 > 368.7	5.12e3	8.15e3	0.114		4.40	4.31	7.85	70.6571	
5	14 PFNA	463.0 > 418.8		7.37e3	0.114		4.76				
6	16 L-PFOS	499 > 79.9	6.68e2	2.49e3	0.114		4.70	4.69	3.35	26.5592	
7	18 PFDA	513 > 468.8		7.61e3	0.114		5.14				
8	21 N-MeFOSAA	570.1 > 419		2.40e3	0.114		5.29				
9	22 N-EtFOSAA	584.2 > 419		2.83e3	0.114		5.45				
10	23 PFUdA	563.0 > 518.9		8.00e3	0.114		5.46				

Dataset: F:\Projects\PFAS.PRO\Results\180301M1\180301M1-76.qld

Last Altered: Monday, March 12, 2018 14:24:50 Pacific Daylight Time

Printed: Monday, March 12, 2018 14:39:55 Pacific Daylight Time

Method: F:\Projects\PFAS.PRO\MethDB\PFAS_FULL_80C_022718.mdb 07 Mar 2018 15:10:16

Calibration: F:\Projects\PFAS.PRO\CurveDB\C18_VAL-PFAS_Q4_03-01-18-FULL.cdb 05 Mar 2018 09:17:35

Name: 180301M1_76, Date: 02-Mar-2018, Time: 15:00:58, ID: 1800324-10 OF-RW42C-0218 0.11358, Description: OF-RW42C-0218

#	Name	Trace	Area	IS Area	Wt./Vol.	RRF	Pred.RT	RT	y Axis Resp.	Conc.	%Rec	
1	25	PFDa	612.9 > 569.0	6.91e3	0.114		5.74					
2	27	PFTDA	662.9 > 618.9	6.91e3	0.114		5.98					
3	28	PFTeDA	712.9 > 668.8	4.01e3	0.114		6.20					
4	36	13C3-PFBS	302. > 98.8	1.18e3	7.62e3	0.114	0.125	2.69	2.66	1.93	136.1671	123.7
5	37	13C2-PFHxA	315 > 269.8	1.99e3	7.62e3	0.114	0.722	3.19	3.16	3.26	39.7094	90.2
6	38	13C4-PFHpA	367.2 > 321.8	5.11e3	7.62e3	0.114	0.687	3.81	3.78	8.37	107.2648	97.5
7	39	18O2-PFHxS	403.0 > 102.6	8.65e2	2.68e3	0.114	0.367	3.96	3.93	4.04	96.9496	88.1
8	40	13C2-PFOA	414.9 > 369.7	8.15e3	7.94e3	0.114	1.260	4.33	4.31	12.8	89.7233	81.5
9	41	13C5-PFNA	468.2 > 422.9	7.37e3	9.50e3	0.114	0.959	4.76	4.75	9.70	89.0693	80.9
10	42	13C8-PFOA	506.1 > 77.7	1.38e3	9.66e3	0.114	0.229	4.83	4.82	1.78	68.4109	62.2
11	43	13C8-PFOS	507.0 > 79.9	2.49e3	3.01e3	0.114	1.053	4.84	4.84	10.3	86.5275	78.6
12	44	13C2-PFDA	515.1 > 469.9	7.61e3	9.27e3	0.114	0.977	5.14	5.13	10.3	92.3957	84.0
13	45	d3-N-MeFOSAA	573.3 > 419	2.40e3	9.66e3	0.114	0.384	5.29	5.28	3.11	71.1885	64.7
14	46	d5-N-EtFOSAA	589.3 > 419	2.83e3	9.66e3	0.114	0.403	5.45	5.45	3.66	80.0071	72.7
15	47	13C2-PFUdA	565 > 519.8	8.00e3	9.66e3	0.114	1.019	5.46	5.46	10.3	89.3597	81.2
16	48	13C2-PFDoA	615.0 > 569.7	6.91e3	9.66e3	0.114	0.908	5.74	5.75	8.94	86.7048	78.8
17	49	d3-N-MeFOSA	515.2 > 168.9		9.66e3	0.114	0.117	5.84				
18	50	13C2-PFTeDA	714.8 > 669.6	4.01e3	9.66e3	0.114	0.414	6.20	6.23	5.18	110.2642	100.2
19	51	d5-N-ETFOSA	531.1 > 168.9		9.66e3	0.114	0.181	6.22				
20	52	13C2-PFHxDA	815 > 769.7	3.27e3	9.66e3	0.114	0.782	6.51	6.56	4.23	47.6494	108.2
21	53	d7-N-MeFOSE	623.1 > 58.9		9.66e3	0.114	0.172	6.31				
22	54	d9-N-EtFOSE	639.2 > 58.8		9.66e3	0.114	0.146	6.45				
23	55	13C4-PFBA	217. > 171.8	4.59e3	4.59e3	0.114	1.000	1.46	1.40	12.5	110.0546	100.0
24	56	13C5-PFHxA	318 > 272.9	7.62e3	7.62e3	0.114	1.000	3.19	3.16	12.5	110.0546	100.0
25	57	13C3-PFHxS	401.9 > 79.9	2.68e3	2.68e3	0.114	1.000	3.96	3.93	12.5	110.0546	100.0
26	58	13C8-PFOA	421.3 > 376	7.94e3	7.94e3	0.114	1.000	4.33	4.31	12.5	110.0546	100.0
27	59	13C9-PFNA	472.2 > 426.9	9.50e3	9.50e3	0.114	1.000	4.70	4.75	12.5	110.0546	100.0
28	60	13C4-PFOS	503 > 79.9	3.01e3	3.01e3	0.114	1.000	4.84	4.84	12.5	110.0546	100.0
29	61	13C6-PFDA	519.1 > 473.7	9.27e3	9.27e3	0.114	1.000	5.14	5.13	12.5	110.0546	100.0
30	62	13C7-PFUdA	570.1 > 524.8	9.66e3	9.66e3	0.114	1.000	5.46	5.46	12.5	110.0546	100.0
31	64	Total PFOA	413 > 368.7	5.99e3	8.15e3	0.114		4.21		9.19	82.0984	
32	65	Total PFOS	499 > 79.9	6.68e2	2.49e3	0.114		4.73		3.35	26.5592	

Dataset: F:\Projects\PFAS.PRO\Results\180301M1\180301M1-76.qld

Last Altered: Monday, March 12, 2018 14:24:50 Pacific Daylight Time

Printed: Monday, March 12, 2018 14:39:55 Pacific Daylight Time

Name: 180301M1_76, Date: 02-Mar-2018, Time: 15:00:58, ID: 1800324-10 OF-RW42C-0218 0.11358, Description: OF-RW42C-0218

	# Name	Trace	Area	IS Area	Wt./Vol.	RRF	Pred.RT	RT	y Axis Resp.	Conc.	%Rec
33	66 Total N-MeFOSAA	570.1 > 419	0.00e0	2.40e3	0.114		5.29		0.000		
34	67 Total N-EtFOSAA	584.2 > 419	0.00e0	2.83e3	0.114		5.45		0.000		

Dataset: F:\Projects\PFAS.PRO\Results\180301M1\180301M1-76.qld

Last Altered: Monday, March 12, 2018 14:24:50 Pacific Daylight Time

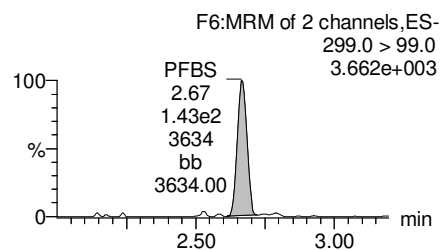
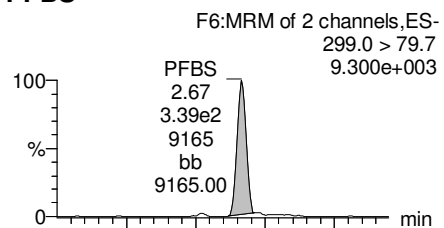
Printed: Monday, March 12, 2018 14:39:55 Pacific Daylight Time

Method: F:\Projects\PFAS.PRO\MethDB\PFAS_FULL_80C_022718.mdb 07 Mar 2018 15:10:16

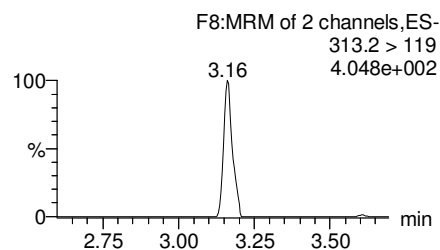
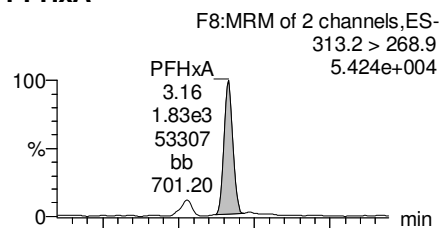
Calibration: F:\Projects\PFAS.PRO\CurveDB\C18_VAL-PFAS_Q4_03-01-18-FULL.cdb 05 Mar 2018 09:17:35

Name: 180301M1_76, Date: 02-Mar-2018, Time: 15:00:58, ID: 1800324-10 OF-RW42C-0218 0.11358, Description: OF-RW42C-0218

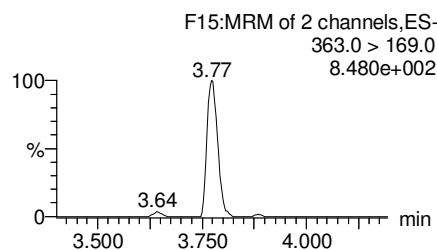
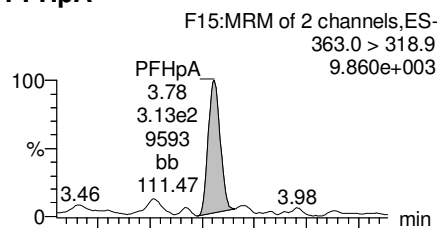
PFBS



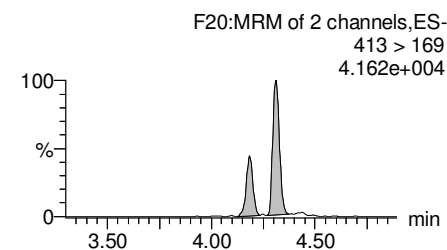
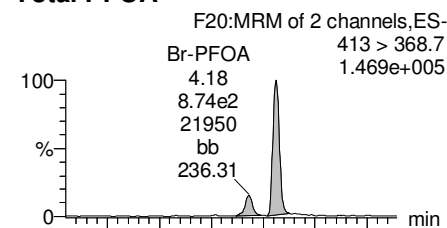
PFHxA



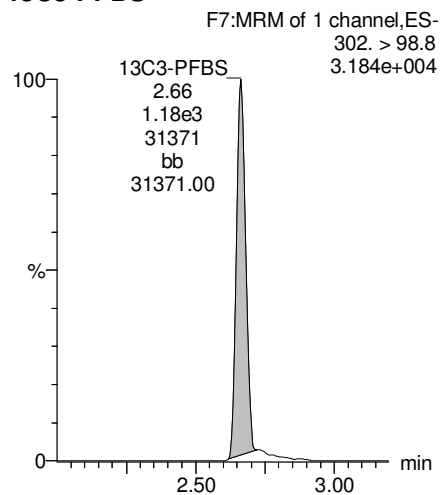
PFHpA



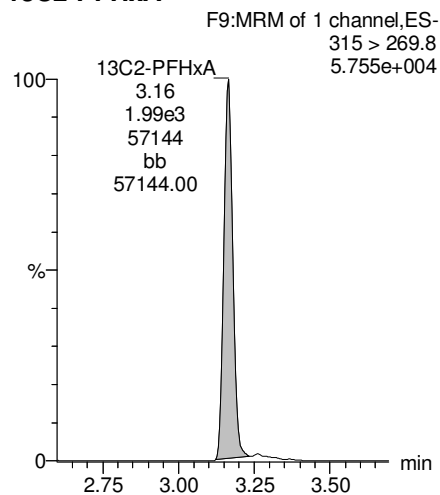
Total PFOA



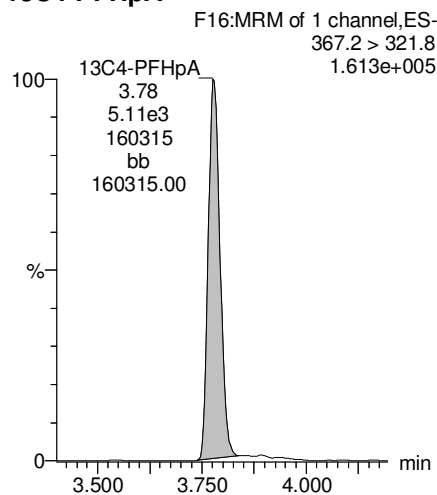
13C3-PFBS



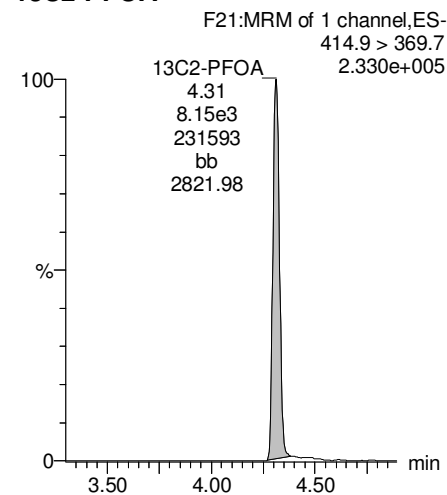
13C2-PFHxA



13C4-PFHpA



13C2-PFOA



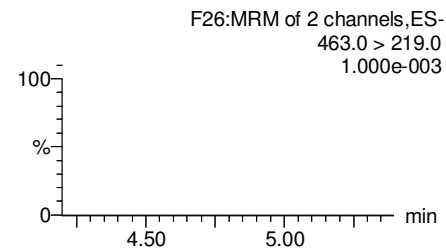
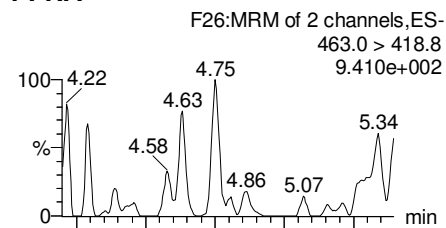
Dataset: F:\Projects\PFAS.PRO\Results\180301M1\180301M1-76.qld

Last Altered: Monday, March 12, 2018 14:24:50 Pacific Daylight Time

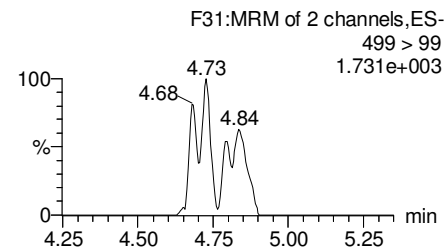
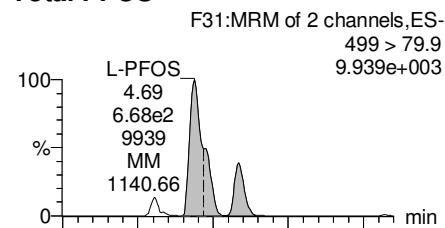
Printed: Monday, March 12, 2018 14:39:55 Pacific Daylight Time

Name: 180301M1_76, Date: 02-Mar-2018, Time: 15:00:58, ID: 1800324-10 OF-RW42C-0218 0.11358, Description: OF-RW42C-0218

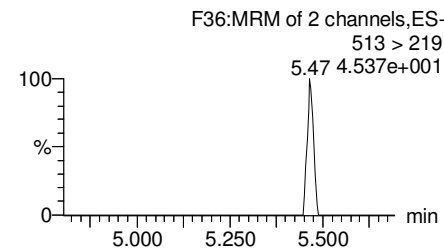
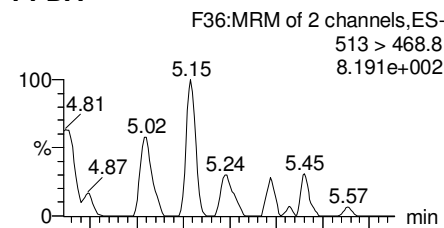
PFNA



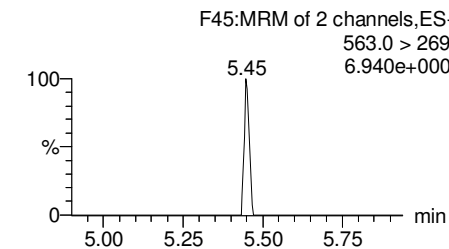
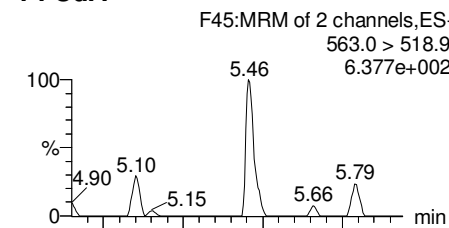
Total PFOS



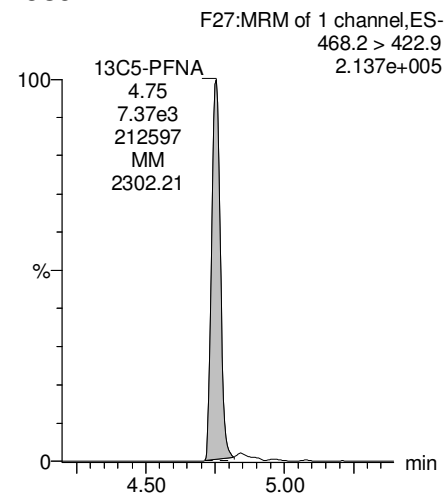
PFDA



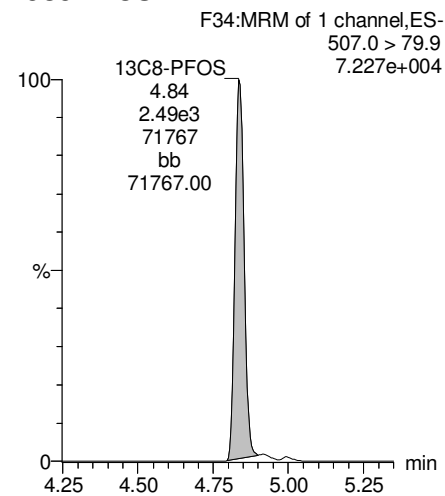
PFUdA



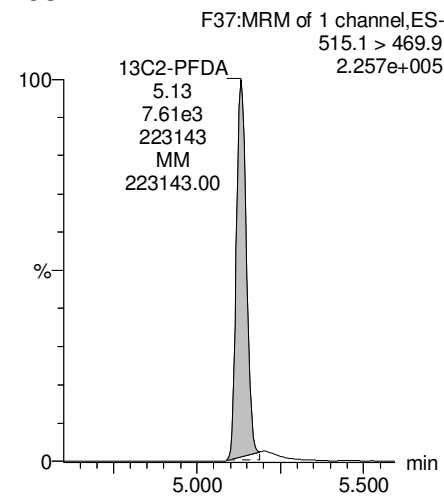
13C5-PFNA



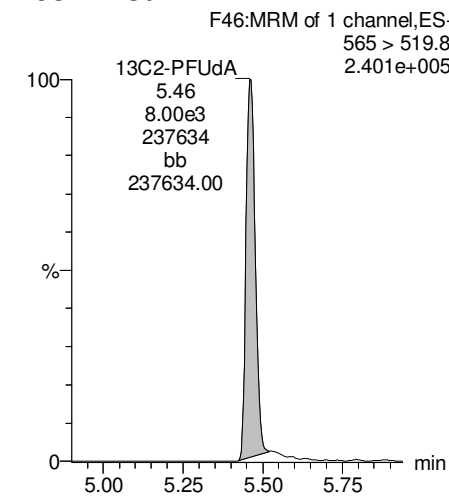
13C8-PFOS



13C2-PFDA



13C2-PFUdA



Dataset: F:\Projects\PFAS.PRO\Results\180301M1\180301M1-76.qld

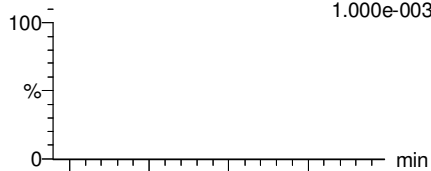
Last Altered: Monday, March 12, 2018 14:24:50 Pacific Daylight Time

Printed: Monday, March 12, 2018 14:39:55 Pacific Daylight Time

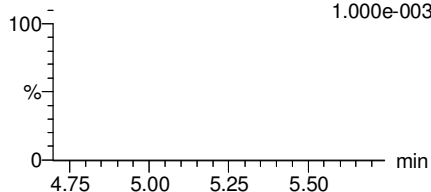
Name: 180301M1_76, Date: 02-Mar-2018, Time: 15:00:58, ID: 1800324-10 OF-RW42C-0218 0.11358, Description: OF-RW42C-0218

N-MeFOSAA

F47:MRM of 2 channels,ES-
570.1 > 419
1.000e-003

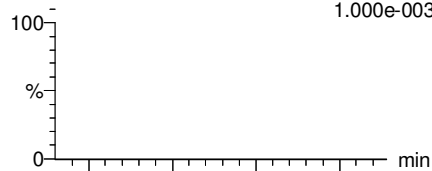


F47:MRM of 2 channels,ES-
570.1 > 483.0
1.000e-003

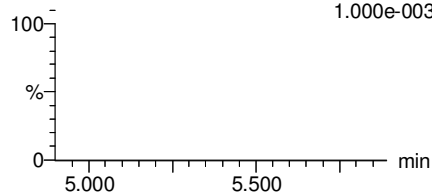


N-EtFOSAA

F50:MRM of 2 channels,ES-
584.2 > 419
1.000e-003

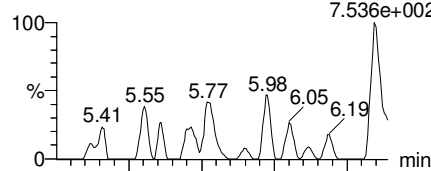


F50:MRM of 2 channels,ES-
584.2 > 483.0
1.000e-003

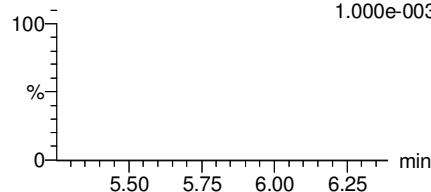


PFDoA

F53:MRM of 4 channels,ES-
612.9 > 569.0
7.536e+002

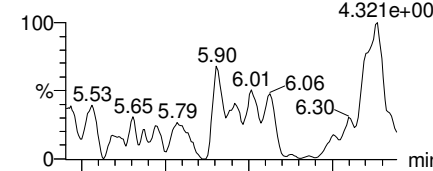


F53:MRM of 4 channels,ES-
612.9 > 318.8
1.000e-003

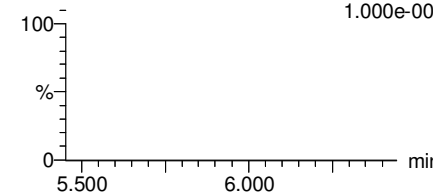


PFTrDA

F59:MRM of 2 channels,ES-
662.9 > 618.9
4.321e+002

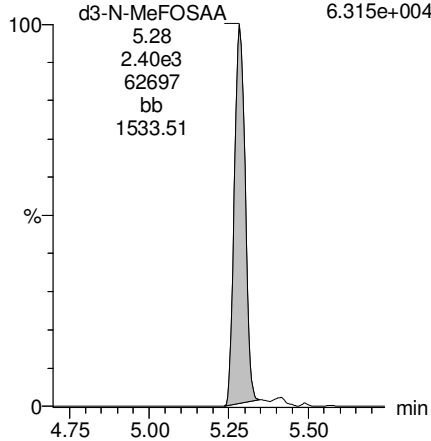


F59:MRM of 2 channels,ES-
662.9 > 319
1.000e-003



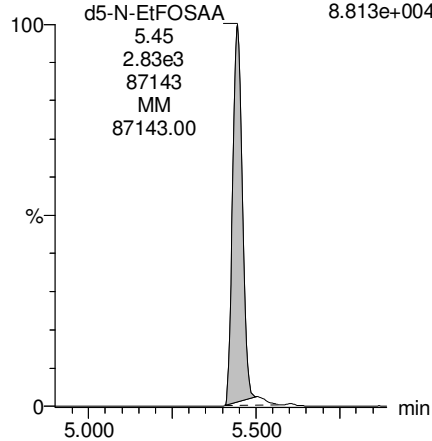
d3-N-MeFOSAA

F49:MRM of 1 channel,ES-
573.3 > 419
6.315e+004



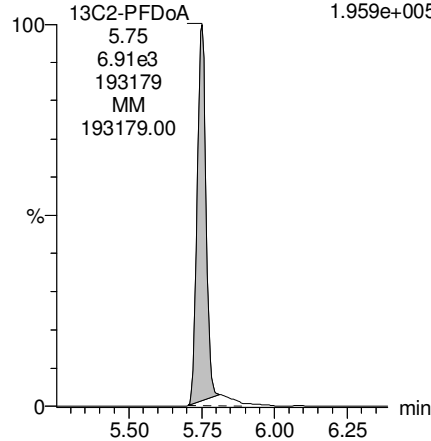
d5-N-EtFOSAA

F51:MRM of 1 channel,ES-
589.3 > 419
8.813e+004



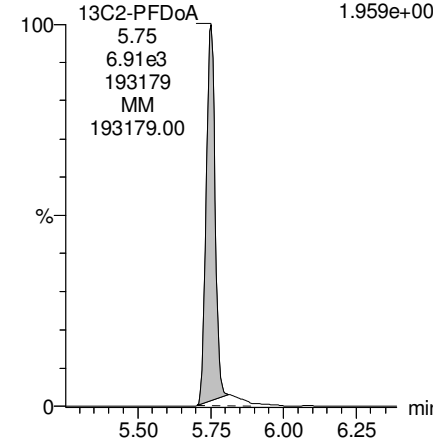
13C2-PFDoA

F54:MRM of 2 channels,ES-
615.0 > 569.7
1.959e+005



13C2-PFDoA

F54:MRM of 2 channels,ES-
615.0 > 569.7
1.959e+005



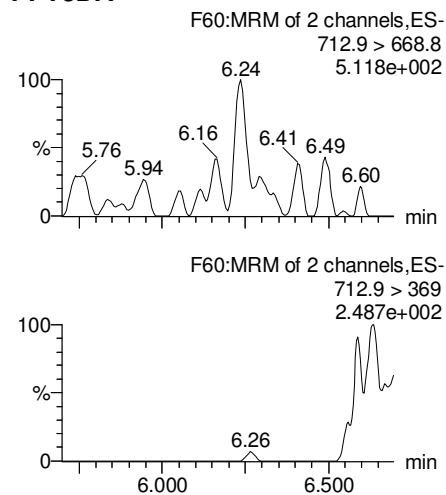
Dataset: F:\Projects\PFAS.PRO\Results\180301M1\180301M1-76.qld

Last Altered: Monday, March 12, 2018 14:24:50 Pacific Daylight Time

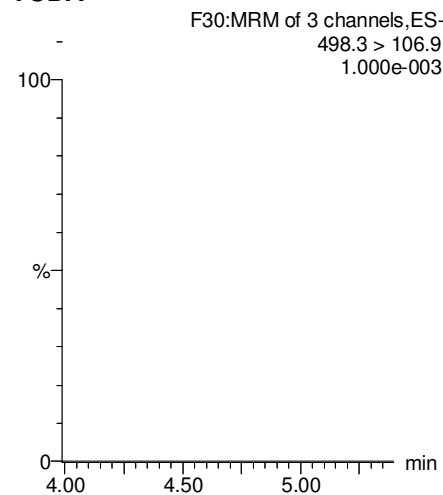
Printed: Monday, March 12, 2018 14:39:55 Pacific Daylight Time

Name: 180301M1_76, Date: 02-Mar-2018, Time: 15:00:58, ID: 1800324-10 OF-RW42C-0218 0.11358, Description: OF-RW42C-0218

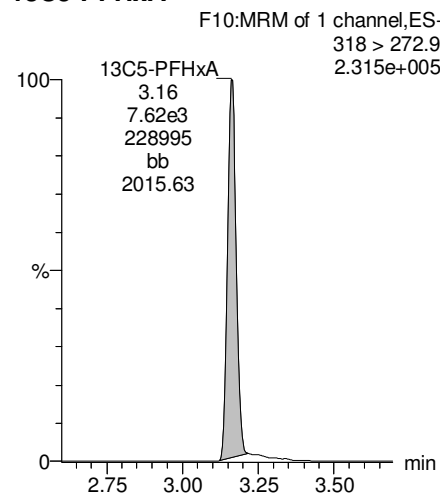
PFTeDA



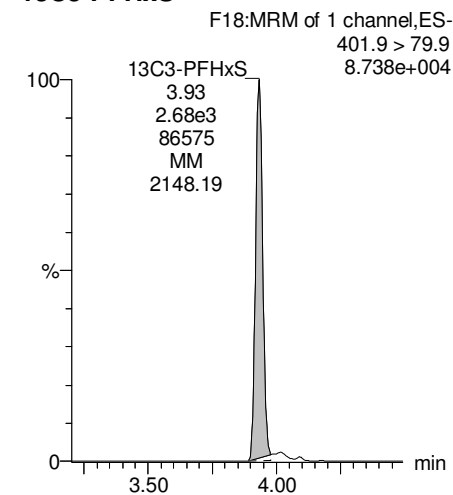
TCDA



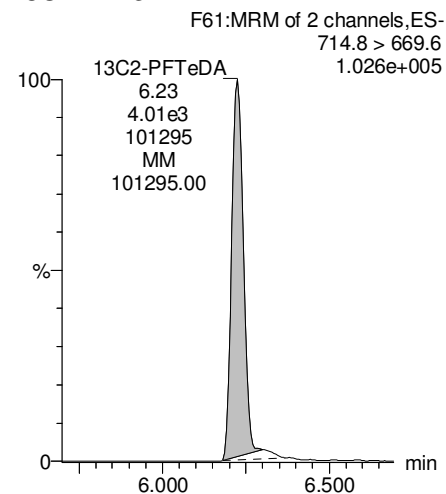
13C5-PFHxA



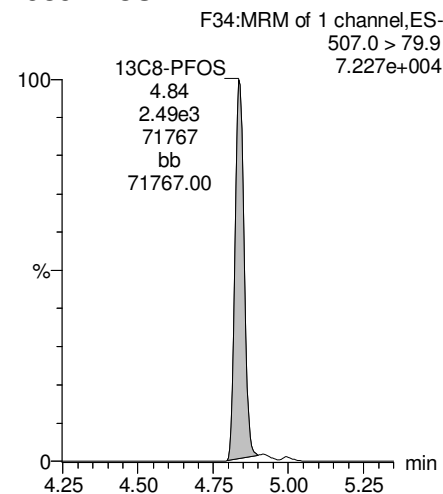
13C3-PFHxS



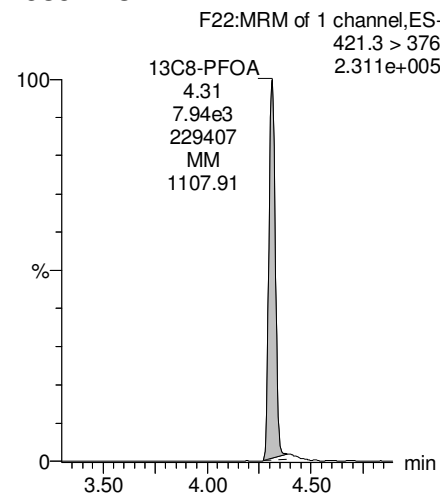
13C2-PFTeDA



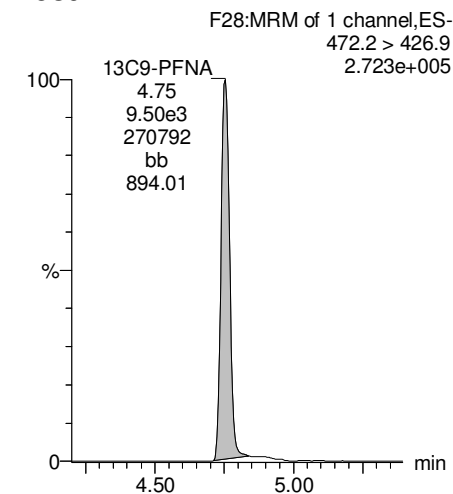
13C8-PFOS



13C8-PFOA



13C9-PFNA



Dataset: F:\Projects\PFAS.PRO\Results\180301M1\180301M1-76.qld

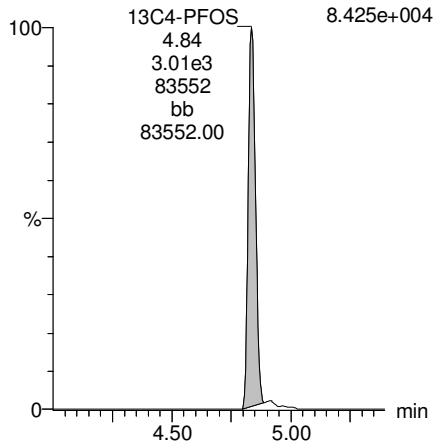
Last Altered: Monday, March 12, 2018 14:24:50 Pacific Daylight Time

Printed: Monday, March 12, 2018 14:39:55 Pacific Daylight Time

Name: 180301M1_76, Date: 02-Mar-2018, Time: 15:00:58, ID: 1800324-10 OF-RW42C-0218 0.11358, Description: OF-RW42C-0218

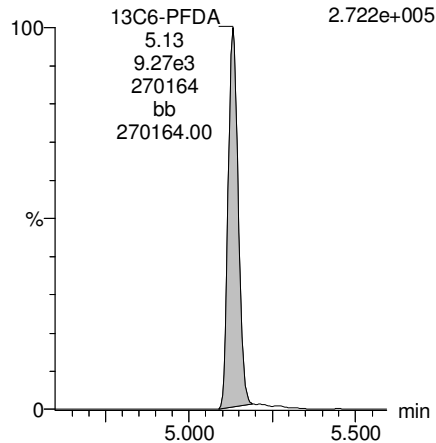
13C4-PFOS

F32:MRM of 1 channel,ES-
503 > 79.9
8.425e+004



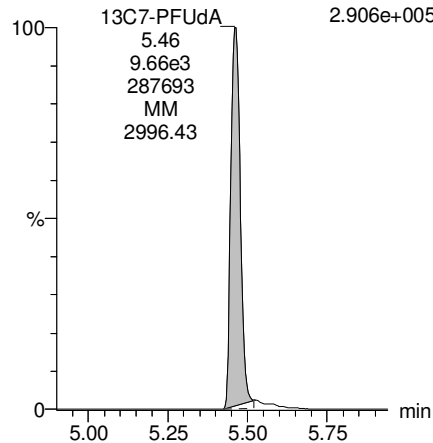
13C6-PFDA

F39:MRM of 1 channel,ES-
519.1 > 473.7
2.722e+005



13C7-PFUdA

F48:MRM of 1 channel,ES-
570.1 > 524.8
2.906e+005



**INJECTION INTERNAL STANDARD (IIS) AREAS,
INSTRUMENT BLANKS (IB)
AND
CONTINUING CALIBRATION VERIFICATIONS (CCV)**

Dataset: Untitled

Last Altered: Friday, March 02, 2018 09:49:55 Pacific Standard Time

Printed: Friday, March 02, 2018 09:54:04 Pacific Standard Time

Method: F:\Projects\PFAS.PRO\MethDB\PFAS_RS-2-5-18.mdb 06 Feb 2018 10:46:28
Calibration: 02 Mar 2018 09:49:55

Name: 180228M1_7, Date: 28-Feb-2018, Time: 21:42:12, ID: ST180228M1-6 PFC CS3 18B2317, Description: PFC CS3 18B2317

	# Name	ID	Area	%Rec	Area Out
1	1 13C4-PFBA	ST180228M1-6 PFC CS3 18B2317	8.84e3	100.0	NO
2	2 13C5-PFHxA	ST180228M1-6 PFC CS3 18B2317	1.49e4	100.0	NO
3	3 13C3-PFHxS	ST180228M1-6 PFC CS3 18B2317	3.35e3	100.0	NO
4	4 13C8-PFOA	ST180228M1-6 PFC CS3 18B2317	1.28e4	100.0	NO
5	5 13C9-PFNA	ST180228M1-6 PFC CS3 18B2317	1.19e4	100.0	NO
6	6 13C4-PFOS	ST180228M1-6 PFC CS3 18B2317	3.67e3	100.0	NO
7	7 13C6-PFDA	ST180228M1-6 PFC CS3 18B2317	1.47e4	100.0	NO
8	8 13C7-PFUDa	ST180228M1-6 PFC CS3 18B2317	1.68e4	100.0	NO

Name: 180228M1_8, Date: 28-Feb-2018, Time: 21:53:43, ID: ST180228M1-7 PFC CS4 18B2318, Description: PFC CS4 18B2318

	# Name	ID	Area	%Rec	Area Out
1	1 13C4-PFBA	ST180228M1-7 PFC CS4 18B2318	1.33e4	151.0	YES
2	2 13C5-PFHxA	ST180228M1-7 PFC CS4 18B2318	1.67e4	112.2	NO
3	3 13C3-PFHxS	ST180228M1-7 PFC CS4 18B2318	3.67e3	109.8	NO
4	4 13C8-PFOA	ST180228M1-7 PFC CS4 18B2318	1.32e4	103.1	NO
5	5 13C9-PFNA	ST180228M1-7 PFC CS4 18B2318	1.28e4	107.2	NO
6	6 13C4-PFOS	ST180228M1-7 PFC CS4 18B2318	4.04e3	109.8	NO
7	7 13C6-PFDA	ST180228M1-7 PFC CS4 18B2318	1.47e4	100.3	NO
8	8 13C7-PFUDa	ST180228M1-7 PFC CS4 18B2318	1.55e4	92.2	NO

Name: 180228M1_9, Date: 28-Feb-2018, Time: 22:05:09, ID: ST180228M1-8 PFC CS5 18B2319, Description: PFC CS5 18B2319

	# Name	ID	Area	%Rec	Area Out
1	1 13C4-PFBA	ST180228M1-8 PFC CS5 18B2319	1.33e4	149.9	NO
2	2 13C5-PFHxA	ST180228M1-8 PFC CS5 18B2319	1.47e4	98.6	NO
3	3 13C3-PFHxS	ST180228M1-8 PFC CS5 18B2319	3.19e3	95.3	NO
4	4 13C8-PFOA	ST180228M1-8 PFC CS5 18B2319	1.25e4	97.1	NO
5	5 13C9-PFNA	ST180228M1-8 PFC CS5 18B2319	1.40e4	117.9	NO
6	6 13C4-PFOS	ST180228M1-8 PFC CS5 18B2319	3.35e3	91.3	NO
7	7 13C6-PFDA	ST180228M1-8 PFC CS5 18B2319	1.44e4	98.3	NO
8	8 13C7-PFUDa	ST180228M1-8 PFC CS5 18B2319	1.68e4	99.7	NO

Name: 180228M1_10, Date: 28-Feb-2018, Time: 22:16:39, ID: ST180228M1-9 PFC CS6 18B2320, Description: PFC CS6 18B2320

	# Name	ID	Area	%Rec	Area Out
1	1 13C4-PFBA	ST180228M1-9 PFC CS6 18B2320	1.26e4	142.1	NO
2	2 13C5-PFHxA	ST180228M1-9 PFC CS6 18B2320	1.42e4	95.7	NO
3	3 13C3-PFHxS	ST180228M1-9 PFC CS6 18B2320	3.43e3	102.6	NO
4	4 13C8-PFOA	ST180228M1-9 PFC CS6 18B2320	1.28e4	99.5	NO
5	5 13C9-PFNA	ST180228M1-9 PFC CS6 18B2320	1.39e4	116.7	NO
6	6 13C4-PFOS	ST180228M1-9 PFC CS6 18B2320	3.40e3	92.4	NO
7	7 13C6-PFDA	ST180228M1-9 PFC CS6 18B2320	1.38e4	94.2	NO
8	8 13C7-PFUDa	ST180228M1-9 PFC CS6 18B2320	1.39e4	82.6	NO

Dataset: Untitled

Last Altered: Friday, March 02, 2018 09:49:55 Pacific Standard Time

Printed: Friday, March 02, 2018 09:54:04 Pacific Standard Time

Name: 180228M1_11, Date: 28-Feb-2018, Time: 22:28:09, ID: ST180228M1-10 PFC CS7 18B2321, Description: PFC CS7 18B2321

	# Name	ID	Area	%Rec	Area Out
1	1 13C4-PFBA	ST180228M1-10 PFC CS7 18B2321	1.25e4	141.2	NO
2	2 13C5-PFHxA	ST180228M1-10 PFC CS7 18B2321	1.34e4	90.3	NO
3	3 13C3-PFHxS	ST180228M1-10 PFC CS7 18B2321	2.97e3	88.9	NO
4	4 13C8-PFOA	ST180228M1-10 PFC CS7 18B2321	9.95e3	77.5	NO
5	5 13C9-PFNA	ST180228M1-10 PFC CS7 18B2321	1.14e4	95.9	NO
6	6 13C4-PFOS	ST180228M1-10 PFC CS7 18B2321	3.17e3	86.1	NO
7	7 13C6-PFDA	ST180228M1-10 PFC CS7 18B2321	1.29e4	87.6	NO
8	8 13C7-PFUdA	ST180228M1-10 PFC CS7 18B2321	1.37e4	81.1	NO

Name: 180228M1_12, Date: 28-Feb-2018, Time: 22:39:39, ID: IPA, Description: IPA

	# Name	ID	Area	%Rec	Area Out
1	1 13C4-PFBA	IPA			NO
2	2 13C5-PFHxA	IPA			NO
3	3 13C3-PFHxS	IPA			NO
4	4 13C8-PFOA	IPA			NO
5	5 13C9-PFNA	IPA			NO
6	6 13C4-PFOS	IPA			NO
7	7 13C6-PFDA	IPA			NO
8	8 13C7-PFUdA	IPA			NO

Name: 180228M1_13, Date: 28-Feb-2018, Time: 22:51:06, ID: ICV180228M1-1 PFC ICV 18B2311, Description: PFC ICV 18B2311

	# Name	ID	Area	%Rec	Area Out
1	1 13C4-PFBA	ICV180228M1-1 PFC ICV 18B2311	1.14e4	129.5	NO
2	2 13C5-PFHxA	ICV180228M1-1 PFC ICV 18B2311	1.29e4	86.9	NO
3	3 13C3-PFHxS	ICV180228M1-1 PFC ICV 18B2311	3.64e3	108.7	NO
4	4 13C8-PFOA	ICV180228M1-1 PFC ICV 18B2311	1.27e4	99.1	NO
5	5 13C9-PFNA	ICV180228M1-1 PFC ICV 18B2311	1.31e4	109.7	NO
6	6 13C4-PFOS	ICV180228M1-1 PFC ICV 18B2311	3.33e3	90.6	NO
7	7 13C6-PFDA	ICV180228M1-1 PFC ICV 18B2311	1.51e4	102.5	NO
8	8 13C7-PFUdA	ICV180228M1-1 PFC ICV 18B2311	1.83e4	108.8	NO

Name: 180228M1_14, Date: 28-Feb-2018, Time: 23:02:32, ID: IPA, Description: IPA

	# Name	ID	Area	%Rec	Area Out
1	1 13C4-PFBA	IPA			NO
2	2 13C5-PFHxA	IPA			NO
3	3 13C3-PFHxS	IPA			NO
4	4 13C8-PFOA	IPA			NO
5	5 13C9-PFNA	IPA			NO
6	6 13C4-PFOS	IPA			NO
7	7 13C6-PFDA	IPA			NO
8	8 13C7-PFUdA	IPA			NO

Dataset: Untitled

Last Altered: Friday, March 02, 2018 09:49:55 Pacific Standard Time

Printed: Friday, March 02, 2018 09:54:04 Pacific Standard Time

Name: 180228M1_15, Date: 28-Feb-2018, Time: 23:13:59, ID: 1800170-04@10X C1 Comp 0.02028, Description: C1 Comp

	# Name	ID	Area	%Rec	Area Out
1	1 13C4-PFBA	1800170-04@10X C1 Comp 0.02028	9.40e2	10.6	YES
2	2 13C5-PFHxA	1800170-04@10X C1 Comp 0.02028	1.19e3	8.0	YES
3	3 13C3-PFHxS	1800170-04@10X C1 Comp 0.02028	3.26e2	9.8	YES
4	4 13C8-PFOA	1800170-04@10X C1 Comp 0.02028	9.11e2	7.1	YES
5	5 13C9-PFNA	1800170-04@10X C1 Comp 0.02028	1.09e3	9.1	YES
6	6 13C4-PFOS	1800170-04@10X C1 Comp 0.02028	2.32e2	6.3	YES
7	7 13C6-PFDA	1800170-04@10X C1 Comp 0.02028	1.01e3	6.9	YES
8	8 13C7-PFUDa	1800170-04@10X C1 Comp 0.02028	1.17e3	6.9	YES

Name: 180228M1_16, Date: 28-Feb-2018, Time: 23:25:29, ID: 1800342-14@10X WI-AF-MW-201-0218 0.11911, Description: WI-AF-MW-201-0218

	# Name	ID	Area	%Rec	Area Out
1	1 13C4-PFBA	1800342-14@10X WI-AF-MW-201-021...	7.81e2	8.8	YES
2	2 13C5-PFHxA	1800342-14@10X WI-AF-MW-201-021...	9.72e2	6.5	YES
3	3 13C3-PFHxS	1800342-14@10X WI-AF-MW-201-021...	2.27e2	6.8	YES
4	4 13C8-PFOA	1800342-14@10X WI-AF-MW-201-021...	8.38e2	6.5	YES
5	5 13C9-PFNA	1800342-14@10X WI-AF-MW-201-021...	9.01e2	7.6	YES
6	6 13C4-PFOS	1800342-14@10X WI-AF-MW-201-021...	3.01e2	8.2	YES
7	7 13C6-PFDA	1800342-14@10X WI-AF-MW-201-021...	1.10e3	7.5	YES
8	8 13C7-PFUDa	1800342-14@10X WI-AF-MW-201-021...	1.10e3	6.5	YES

Name: 180228M1_17, Date: 28-Feb-2018, Time: 23:36:59, ID: 1800342-18@5x WI-AF-N2-6C-0218 0.11624, Description: WI-AF-N2-6C-0218

	# Name	ID	Area	%Rec	Area Out
1	1 13C4-PFBA	1800342-18@5x WI-AF-N2-6C-0218 0....	1.49e3	16.9	YES
2	2 13C5-PFHxA	1800342-18@5x WI-AF-N2-6C-0218 0....	1.73e3	11.6	YES
3	3 13C3-PFHxS	1800342-18@5x WI-AF-N2-6C-0218 0....	4.43e2	13.2	YES
4	4 13C8-PFOA	1800342-18@5x WI-AF-N2-6C-0218 0....	1.65e3	12.9	YES
5	5 13C9-PFNA	1800342-18@5x WI-AF-N2-6C-0218 0....	1.82e3	15.3	YES
6	6 13C4-PFOS	1800342-18@5x WI-AF-N2-6C-0218 0....	5.32e2	14.5	YES
7	7 13C6-PFDA	1800342-18@5x WI-AF-N2-6C-0218 0....	1.94e3	13.2	YES
8	8 13C7-PFUDa	1800342-18@5x WI-AF-N2-6C-0218 0....	1.91e3	11.3	YES

Name: 180228M1_18, Date: 28-Feb-2018, Time: 23:48:28, ID: 1800333-03 REEPDW188 0.12197, Description: REEPDW188

	# Name	ID	Area	%Rec	Area Out
1	1 13C4-PFBA	1800333-03 REEPDW188 0.12197	7.99e3	90.4	NO
2	2 13C5-PFHxA	1800333-03 REEPDW188 0.12197	9.51e3	63.9	NO
3	3 13C3-PFHxS	1800333-03 REEPDW188 0.12197	2.46e3	73.6	NO
4	4 13C8-PFOA	1800333-03 REEPDW188 0.12197	6.96e3	54.2	NO
5	5 13C9-PFNA	1800333-03 REEPDW188 0.12197	7.06e3	59.3	NO
6	6 13C4-PFOS	1800333-03 REEPDW188 0.12197	2.78e3	75.8	NO
7	7 13C6-PFDA	1800333-03 REEPDW188 0.12197	9.66e3	65.7	NO
8	8 13C7-PFUDa	1800333-03 REEPDW188 0.12197	9.28e3	55.1	NO

Dataset: Untitled

Last Altered: Friday, March 02, 2018 09:49:55 Pacific Standard Time

Printed: Friday, March 02, 2018 09:54:04 Pacific Standard Time

Name: 180228M1_19, Date: 28-Feb-2018, Time: 23:59:58, ID: B8B0129-BS1 OPR 0.125, Description: OPR

#	Name	ID	Area	%Rec	Area Out
1	1 13C4-PFBA	B8B0129-BS1 OPR 0.125	9.95e3	112.6	NO
2	2 13C5-PFHxA	B8B0129-BS1 OPR 0.125	1.21e4	81.7	NO
3	3 13C3-PFHxS	B8B0129-BS1 OPR 0.125	2.95e3	88.2	NO
4	4 13C8-PFOA	B8B0129-BS1 OPR 0.125	8.51e3	66.3	NO
5	5 13C9-PFNA	B8B0129-BS1 OPR 0.125	1.15e4	96.6	NO
6	6 13C4-PFOS	B8B0129-BS1 OPR 0.125	3.15e3	85.6	NO
7	7 13C6-PFDA	B8B0129-BS1 OPR 0.125	1.09e4	74.5	NO
8	8 13C7-PFUDa	B8B0129-BS1 OPR 0.125	1.48e4	88.0	NO

Name: 180228M1_20, Date: 01-Mar-2018, Time: 00:11:28, ID: B8B0129-BLK1 Method Blank 0.125, Description: Method Blank

#	Name	ID	Area	%Rec	Area Out
1	1 13C4-PFBA	B8B0129-BLK1 Method Blank 0.125	9.03e3	102.1	NO
2	2 13C5-PFHxA	B8B0129-BLK1 Method Blank 0.125	9.85e3	66.3	NO
3	3 13C3-PFHxS	B8B0129-BLK1 Method Blank 0.125	3.20e3	95.6	NO
4	4 13C8-PFOA	B8B0129-BLK1 Method Blank 0.125	9.45e3	73.7	NO
5	5 13C9-PFNA	B8B0129-BLK1 Method Blank 0.125	9.52e3	79.9	NO
6	6 13C4-PFOS	B8B0129-BLK1 Method Blank 0.125	3.52e3	95.8	NO
7	7 13C6-PFDA	B8B0129-BLK1 Method Blank 0.125	1.29e4	88.0	NO
8	8 13C7-PFUDa	B8B0129-BLK1 Method Blank 0.125	1.48e4	88.0	NO

Name: 180228M1_21, Date: 01-Mar-2018, Time: 00:22:55, ID: B8B0129-MS1 Matrix Spike 0.11962, Description: Matrix Spike

#	Name	ID	Area	%Rec	Area Out
1	1 13C4-PFBA	B8B0129-MS1 Matrix Spike 0.11962	8.68e3	98.1	NO
2	2 13C5-PFHxA	B8B0129-MS1 Matrix Spike 0.11962	1.03e4	69.1	NO
3	3 13C3-PFHxS	B8B0129-MS1 Matrix Spike 0.11962	3.47e3	103.6	NO
4	4 13C8-PFOA	B8B0129-MS1 Matrix Spike 0.11962	9.77e3	76.1	NO
5	5 13C9-PFNA	B8B0129-MS1 Matrix Spike 0.11962	1.09e4	91.4	NO
6	6 13C4-PFOS	B8B0129-MS1 Matrix Spike 0.11962	3.18e3	86.7	NO
7	7 13C6-PFDA	B8B0129-MS1 Matrix Spike 0.11962	1.08e4	73.8	NO
8	8 13C7-PFUDa	B8B0129-MS1 Matrix Spike 0.11962	1.27e4	75.5	NO

Name: 180228M1_22, Date: 01-Mar-2018, Time: 00:34:21, ID: B8B0129-MSD1 Matrix Spike Dup 0.12145, Description: Matrix Spike Dup

#	Name	ID	Area	%Rec	Area Out
1	1 13C4-PFBA	B8B0129-MSD1 Matrix Spike Dup 0.12145	6.57e3	74.4	NO
2	2 13C5-PFHxA	B8B0129-MSD1 Matrix Spike Dup 0.12145	7.74e3	52.1	NO
3	3 13C3-PFHxS	B8B0129-MSD1 Matrix Spike Dup 0.12145	2.91e3	87.1	NO
4	4 13C8-PFOA	B8B0129-MSD1 Matrix Spike Dup 0.12145	7.66e3	59.7	NO
5	5 13C9-PFNA	B8B0129-MSD1 Matrix Spike Dup 0.12145	8.30e3	69.6	NO
6	6 13C4-PFOS	B8B0129-MSD1 Matrix Spike Dup 0.12145	3.31e3	90.2	NO
7	7 13C6-PFDA	B8B0129-MSD1 Matrix Spike Dup 0.12145	8.16e3	55.5	NO
8	8 13C7-PFUDa	B8B0129-MSD1 Matrix Spike Dup 0.12145	1.19e4	70.5	NO

Dataset: Untitled

Last Altered: Friday, March 02, 2018 09:49:55 Pacific Standard Time

Printed: Friday, March 02, 2018 09:54:04 Pacific Standard Time

Name: 180228M1_23, Date: 01-Mar-2018, Time: 00:45:48, ID: 1800332-01 OF-RW42B-MID01-0218 0.11601, Description: OF-RW42B-MID01-0218

	# Name	ID	Area	%Rec	Area Out
1	1 13C4-PFBA	1800332-01 OF-RW42B-MID01-0218 0...	6.15e3	69.6	NO
2	2 13C5-PFHxA	1800332-01 OF-RW42B-MID01-0218 0...	8.99e3	60.5	NO
3	3 13C3-PFHxS	1800332-01 OF-RW42B-MID01-0218 0...	2.89e3	86.2	NO
4	4 13C8-PFOA	1800332-01 OF-RW42B-MID01-0218 0...	7.80e3	60.8	NO
5	5 13C9-PFNA	1800332-01 OF-RW42B-MID01-0218 0...	9.28e3	77.9	NO
6	6 13C4-PFOS	1800332-01 OF-RW42B-MID01-0218 0...	2.84e3	77.2	NO
7	7 13C6-PFDA	1800332-01 OF-RW42B-MID01-0218 0...	1.12e4	76.0	NO
8	8 13C7-PFUDa	1800332-01 OF-RW42B-MID01-0218 0...	1.26e4	75.0	NO

Name: 180228M1_24, Date: 01-Mar-2018, Time: 00:57:15, ID: 1800332-02 OF-RW42B-EFF01-0218 0.1211, Description: OF-RW42B-EFF01-0218

	# Name	ID	Area	%Rec	Area Out
1	1 13C4-PFBA	1800332-02 OF-RW42B-EFF01-0218 0...	8.47e3	95.8	NO
2	2 13C5-PFHxA	1800332-02 OF-RW42B-EFF01-0218 0...	9.90e3	66.6	NO
3	3 13C3-PFHxS	1800332-02 OF-RW42B-EFF01-0218 0...	2.79e3	83.4	NO
4	4 13C8-PFOA	1800332-02 OF-RW42B-EFF01-0218 0...	9.33e3	72.7	NO
5	5 13C9-PFNA	1800332-02 OF-RW42B-EFF01-0218 0...	7.95e3	66.7	NO
6	6 13C4-PFOS	1800332-02 OF-RW42B-EFF01-0218 0...	2.87e3	78.0	NO
7	7 13C6-PFDA	1800332-02 OF-RW42B-EFF01-0218 0...	8.91e3	60.6	NO
8	8 13C7-PFUDa	1800332-02 OF-RW42B-EFF01-0218 0...	1.39e4	82.3	NO

Name: 180228M1_25, Date: 01-Mar-2018, Time: 01:08:45, ID: 1800332-03 OF-RW42B-FB01-0218 0.12204, Description: OF-RW42B-FB01-0218

	# Name	ID	Area	%Rec	Area Out
1	1 13C4-PFBA	1800332-03 OF-RW42B-FB01-0218 0.1...	1.03e4	116.1	NO
2	2 13C5-PFHxA	1800332-03 OF-RW42B-FB01-0218 0.1...	1.18e4	79.5	NO
3	3 13C3-PFHxS	1800332-03 OF-RW42B-FB01-0218 0.1...	3.06e3	91.3	NO
4	4 13C8-PFOA	1800332-03 OF-RW42B-FB01-0218 0.1...	1.01e4	78.8	NO
5	5 13C9-PFNA	1800332-03 OF-RW42B-FB01-0218 0.1...	1.14e4	95.7	NO
6	6 13C4-PFOS	1800332-03 OF-RW42B-FB01-0218 0.1...	3.23e3	87.9	NO
7	7 13C6-PFDA	1800332-03 OF-RW42B-FB01-0218 0.1...	1.30e4	88.6	NO
8	8 13C7-PFUDa	1800332-03 OF-RW42B-FB01-0218 0.1...	1.36e4	80.8	NO

Name: 180228M1_26, Date: 01-Mar-2018, Time: 01:20:14, ID: 1800332-04 OF-RW42C-INF01-0218 0.1208, Description: OF-RW42C-INF01-0218

	# Name	ID	Area	%Rec	Area Out
1	1 13C4-PFBA	1800332-04 OF-RW42C-INF01-0218 0...	1.05e4	119.1	NO
2	2 13C5-PFHxA	1800332-04 OF-RW42C-INF01-0218 0...	1.12e4	75.5	NO
3	3 13C3-PFHxS	1800332-04 OF-RW42C-INF01-0218 0...	2.89e3	86.4	NO
4	4 13C8-PFOA	1800332-04 OF-RW42C-INF01-0218 0...	1.01e4	78.4	NO
5	5 13C9-PFNA	1800332-04 OF-RW42C-INF01-0218 0...	1.01e4	84.4	NO
6	6 13C4-PFOS	1800332-04 OF-RW42C-INF01-0218 0...	3.19e3	86.9	NO
7	7 13C6-PFDA	1800332-04 OF-RW42C-INF01-0218 0...	1.35e4	91.8	NO
8	8 13C7-PFUDa	1800332-04 OF-RW42C-INF01-0218 0...	1.45e4	86.3	NO

Dataset: Untitled

Last Altered: Friday, March 02, 2018 09:49:55 Pacific Standard Time

Printed: Friday, March 02, 2018 09:54:04 Pacific Standard Time

Name: 180228M1_27, Date: 01-Mar-2018, Time: 01:31:43, ID: 1800332-05 OF-RW42C-MID01-0218 0.12063, Description: OF-RW42C-MID01-0218

	# Name	ID	Area	%Rec	Area Out
1	1 13C4-PFBA	1800332-05 OF-RW42C-MID01-0218 0....	1.07e4	120.7	NO
2	2 13C5-PFHxA	1800332-05 OF-RW42C-MID01-0218 0....	1.16e4	77.8	NO
3	3 13C3-PFHxS	1800332-05 OF-RW42C-MID01-0218 0....	2.97e3	88.8	NO
4	4 13C8-PFOA	1800332-05 OF-RW42C-MID01-0218 0....	1.03e4	80.6	NO
5	5 13C9-PFNA	1800332-05 OF-RW42C-MID01-0218 0....	1.08e4	90.8	NO
6	6 13C4-PFOS	1800332-05 OF-RW42C-MID01-0218 0....	3.18e3	86.4	NO
7	7 13C6-PFDA	1800332-05 OF-RW42C-MID01-0218 0....	1.21e4	82.4	NO
8	8 13C7-PFUDa	1800332-05 OF-RW42C-MID01-0218 0....	1.35e4	80.2	NO

Name: 180228M1_28, Date: 01-Mar-2018, Time: 01:43:12, ID: 1800332-06 OF-RW42C-EFF01-0218 0.11886, Description: OF-RW42C-EFF01-0218

	# Name	ID	Area	%Rec	Area Out
1	1 13C4-PFBA	1800332-06 OF-RW42C-EFF01-0218 0...	7.12e3	80.6	NO
2	2 13C5-PFHxA	1800332-06 OF-RW42C-EFF01-0218 0...	9.68e3	65.1	NO
3	3 13C3-PFHxS	1800332-06 OF-RW42C-EFF01-0218 0...	2.94e3	87.9	NO
4	4 13C8-PFOA	1800332-06 OF-RW42C-EFF01-0218 0...	9.48e3	73.9	NO
5	5 13C9-PFNA	1800332-06 OF-RW42C-EFF01-0218 0...	8.86e3	74.3	NO
6	6 13C4-PFOS	1800332-06 OF-RW42C-EFF01-0218 0...	3.09e3	84.1	NO
7	7 13C6-PFDA	1800332-06 OF-RW42C-EFF01-0218 0...	1.12e4	76.4	NO
8	8 13C7-PFUDa	1800332-06 OF-RW42C-EFF01-0218 0...	1.25e4	74.0	NO

Name: 180228M1_29, Date: 01-Mar-2018, Time: 01:54:42, ID: 1800332-07 OF-RW42C-FB01-0218 0.11859, Description: OF-RW42C-FB01-0218

	# Name	ID	Area	%Rec	Area Out
1	1 13C4-PFBA	1800332-07 OF-RW42C-FB01-0218 0.1...	9.78e3	110.6	NO
2	2 13C5-PFHxA	1800332-07 OF-RW42C-FB01-0218 0.1...	1.13e4	75.9	NO
3	3 13C3-PFHxS	1800332-07 OF-RW42C-FB01-0218 0.1...	2.87e3	85.8	NO
4	4 13C8-PFOA	1800332-07 OF-RW42C-FB01-0218 0.1...	9.54e3	74.4	NO
5	5 13C9-PFNA	1800332-07 OF-RW42C-FB01-0218 0.1...	1.15e4	96.3	NO
6	6 13C4-PFOS	1800332-07 OF-RW42C-FB01-0218 0.1...	3.20e3	87.2	NO
7	7 13C6-PFDA	1800332-07 OF-RW42C-FB01-0218 0.1...	1.20e4	82.0	NO
8	8 13C7-PFUDa	1800332-07 OF-RW42C-FB01-0218 0.1...	1.61e4	95.4	NO

Name: 180228M1_30, Date: 01-Mar-2018, Time: 02:06:11, ID: 1800332-08 OF-INF01-WT-021418 0.11784, Description: OF-INF01-WT-021418

	# Name	ID	Area	%Rec	Area Out
1	1 13C4-PFBA	1800332-08 OF-INF01-WT-021418 0.11...	9.63e3	108.9	NO
2	2 13C5-PFHxA	1800332-08 OF-INF01-WT-021418 0.11...	1.09e4	73.0	NO
3	3 13C3-PFHxS	1800332-08 OF-INF01-WT-021418 0.11...	3.01e3	90.0	NO
4	4 13C8-PFOA	1800332-08 OF-INF01-WT-021418 0.11...	1.01e4	78.5	NO
5	5 13C9-PFNA	1800332-08 OF-INF01-WT-021418 0.11...	1.18e4	98.7	NO
6	6 13C4-PFOS	1800332-08 OF-INF01-WT-021418 0.11...	2.84e3	77.2	NO
7	7 13C6-PFDA	1800332-08 OF-INF01-WT-021418 0.11...	1.16e4	78.9	NO
8	8 13C7-PFUDa	1800332-08 OF-INF01-WT-021418 0.11...	1.17e4	69.6	NO

Dataset: Untitled

Last Altered: Friday, March 02, 2018 09:49:55 Pacific Standard Time

Printed: Friday, March 02, 2018 09:54:04 Pacific Standard Time

Name: 180228M1_31, Date: 01-Mar-2018, Time: 02:17:42, ID: IPA, Description: IPA

#	Name	ID	Area	%Rec	Area Out
1	1 13C4-PFBA	IPA			NO
2	2 13C5-PFHxA	IPA			NO
3	3 13C3-PFHxS	IPA			NO
4	4 13C8-PFOA	IPA			NO
5	5 13C9-PFNA	IPA			NO
6	6 13C4-PFOS	IPA			NO
7	7 13C6-PFDA	IPA			NO
8	8 13C7-PFUdA	IPA			NO

Name: 180228M1_32, Date: 01-Mar-2018, Time: 02:29:08, ID: ST180228M1-11 PFC CS3 18B2317, Description: PFC CS3 18B2317

#	Name	ID	Area	%Rec	Area Out
1	1 13C4-PFBA	ST180228M1-11 PFC CS3 18B2317	1.03e4	116.7	NO
2	2 13C5-PFHxA	ST180228M1-11 PFC CS3 18B2317	1.39e4	93.5	NO
3	3 13C3-PFHxS	ST180228M1-11 PFC CS3 18B2317	3.26e3	97.3	NO
4	4 13C8-PFOA	ST180228M1-11 PFC CS3 18B2317	1.35e4	105.6	NO
5	5 13C9-PFNA	ST180228M1-11 PFC CS3 18B2317	1.20e4	100.5	NO
6	6 13C4-PFOS	ST180228M1-11 PFC CS3 18B2317	3.85e3	104.7	NO
7	7 13C6-PFDA	ST180228M1-11 PFC CS3 18B2317	1.47e4	100.1	NO
8	8 13C7-PFUdA	ST180228M1-11 PFC CS3 18B2317	1.50e4	89.0	NO

Name: 180228M1_33, Date: 01-Mar-2018, Time: 02:40:38, ID: IPA, Description: IPA

#	Name	ID	Area	%Rec	Area Out
1	1 13C4-PFBA	IPA			NO
2	2 13C5-PFHxA	IPA	9.41e0	0.1	YES
3	3 13C3-PFHxS	IPA			NO
4	4 13C8-PFOA	IPA			NO
5	5 13C9-PFNA	IPA			NO
6	6 13C4-PFOS	IPA			NO
7	7 13C6-PFDA	IPA			NO
8	8 13C7-PFUdA	IPA			NO

Name: 180228M1_34, Date: 01-Mar-2018, Time: 02:52:08, ID: 1800332-09 OF-MID01-WT-021418 0.11976, Description: OF-MID01-WT-021418

#	Name	ID	Area	%Rec	Area Out
1	1 13C4-PFBA	1800332-09 OF-MID01-WT-021418 0.1...	9.35e3	105.8	NO
2	2 13C5-PFHxA	1800332-09 OF-MID01-WT-021418 0.1...	1.08e4	72.7	NO
3	3 13C3-PFHxS	1800332-09 OF-MID01-WT-021418 0.1...	3.28e3	98.0	NO
4	4 13C8-PFOA	1800332-09 OF-MID01-WT-021418 0.1...	1.05e4	82.0	NO
5	5 13C9-PFNA	1800332-09 OF-MID01-WT-021418 0.1...	1.10e4	92.1	NO
6	6 13C4-PFOS	1800332-09 OF-MID01-WT-021418 0.1...	3.11e3	84.7	NO
7	7 13C6-PFDA	1800332-09 OF-MID01-WT-021418 0.1...	1.03e4	70.0	NO
8	8 13C7-PFUdA	1800332-09 OF-MID01-WT-021418 0.1...	1.39e4	82.6	NO

Dataset: Untitled

Last Altered: Friday, March 02, 2018 09:49:55 Pacific Standard Time

Printed: Friday, March 02, 2018 09:54:04 Pacific Standard Time

Name: 180228M1_35, Date: 01-Mar-2018, Time: 03:03:35, ID: 1800332-10 OF-FB01-WT-021418 0.12199, Description: OF-FB01-WT-021418

	# Name	ID	Area	%Rec	Area Out
1	1 13C4-PFBA	1800332-10 OF-FB01-WT-021418 0.12...	9.43e3	106.6	NO
2	2 13C5-PFHxA	1800332-10 OF-FB01-WT-021418 0.12...	1.17e4	78.7	NO
3	3 13C3-PFHxS	1800332-10 OF-FB01-WT-021418 0.12...	2.97e3	88.7	NO
4	4 13C8-PFOA	1800332-10 OF-FB01-WT-021418 0.12...	1.08e4	84.0	NO
5	5 13C9-PFNA	1800332-10 OF-FB01-WT-021418 0.12...	1.27e4	106.3	NO
6	6 13C4-PFOS	1800332-10 OF-FB01-WT-021418 0.12...	2.63e3	71.6	NO
7	7 13C6-PFDA	1800332-10 OF-FB01-WT-021418 0.12...	1.36e4	92.4	NO
8	8 13C7-PFUDa	1800332-10 OF-FB01-WT-021418 0.12...	1.52e4	90.4	NO

Name: 180228M1_36, Date: 01-Mar-2018, Time: 03:15:04, ID: 1800332-11 OF-EFF01-WT-021418 0.12052, Description: OF-EFF01-WT-021418

	# Name	ID	Area	%Rec	Area Out
1	1 13C4-PFBA	1800332-11 OF-EFF01-WT-021418 0.1...	8.31e3	94.1	NO
2	2 13C5-PFHxA	1800332-11 OF-EFF01-WT-021418 0.1...	9.69e3	65.2	NO
3	3 13C3-PFHxS	1800332-11 OF-EFF01-WT-021418 0.1...	3.21e3	95.8	NO
4	4 13C8-PFOA	1800332-11 OF-EFF01-WT-021418 0.1...	9.39e3	73.2	NO
5	5 13C9-PFNA	1800332-11 OF-EFF01-WT-021418 0.1...	1.16e4	97.0	NO
6	6 13C4-PFOS	1800332-11 OF-EFF01-WT-021418 0.1...	2.90e3	78.8	NO
7	7 13C6-PFDA	1800332-11 OF-EFF01-WT-021418 0.1...	1.11e4	75.6	NO
8	8 13C7-PFUDa	1800332-11 OF-EFF01-WT-021418 0.1...	1.28e4	76.2	NO

Name: 180228M1_37, Date: 01-Mar-2018, Time: 03:26:31, ID: 1800332-12 OF-EFF01P-WT-021418 0.12067, Description: OF-EFF01P-WT-021418

	# Name	ID	Area	%Rec	Area Out
1	1 13C4-PFBA	1800332-12 OF-EFF01P-WT-021418 0....	9.11e3	103.0	NO
2	2 13C5-PFHxA	1800332-12 OF-EFF01P-WT-021418 0....	1.09e4	73.6	NO
3	3 13C3-PFHxS	1800332-12 OF-EFF01P-WT-021418 0....	3.09e3	92.2	NO
4	4 13C8-PFOA	1800332-12 OF-EFF01P-WT-021418 0....	1.01e4	78.8	NO
5	5 13C9-PFNA	1800332-12 OF-EFF01P-WT-021418 0....	1.14e4	95.8	NO
6	6 13C4-PFOS	1800332-12 OF-EFF01P-WT-021418 0....	3.68e3	100.1	NO
7	7 13C6-PFDA	1800332-12 OF-EFF01P-WT-021418 0....	1.46e4	99.1	NO
8	8 13C7-PFUDa	1800332-12 OF-EFF01P-WT-021418 0....	1.55e4	92.1	NO

Name: 180228M1_38, Date: 01-Mar-2018, Time: 03:38:01, ID: 1800337-01 REEPDW189 0.12105, Description: REEPDW189

	# Name	ID	Area	%Rec	Area Out
1	1 13C4-PFBA	1800337-01 REEPDW189 0.12105	1.04e4	117.2	NO
2	2 13C5-PFHxA	1800337-01 REEPDW189 0.12105	1.15e4	77.3	NO
3	3 13C3-PFHxS	1800337-01 REEPDW189 0.12105	3.18e3	95.0	NO
4	4 13C8-PFOA	1800337-01 REEPDW189 0.12105	9.75e3	76.0	NO
5	5 13C9-PFNA	1800337-01 REEPDW189 0.12105	9.03e3	75.8	NO
6	6 13C4-PFOS	1800337-01 REEPDW189 0.12105	2.78e3	75.5	NO
7	7 13C6-PFDA	1800337-01 REEPDW189 0.12105	9.56e3	65.1	NO
8	8 13C7-PFUDa	1800337-01 REEPDW189 0.12105	1.27e4	75.1	NO

Dataset: Untitled

Last Altered: Friday, March 02, 2018 09:49:55 Pacific Standard Time

Printed: Friday, March 02, 2018 09:54:04 Pacific Standard Time

Name: 180228M1_39, Date: 01-Mar-2018, Time: 03:49:31, ID: 1800338-01 REEPDW189FRB 0.12225, Description: REEPDW189FRB

	# Name	ID	Area	%Rec	Area Out
1	1 13C4-PFBA	1800338-01 REEPDW189FRB 0.12225	1.02e4	115.8	NO
2	2 13C5-PFHxA	1800338-01 REEPDW189FRB 0.12225	1.21e4	81.2	NO
3	3 13C3-PFHxS	1800338-01 REEPDW189FRB 0.12225	3.25e3	97.1	NO
4	4 13C8-PFOA	1800338-01 REEPDW189FRB 0.12225	1.04e4	81.4	NO
5	5 13C9-PFNA	1800338-01 REEPDW189FRB 0.12225	1.11e4	93.6	NO
6	6 13C4-PFOS	1800338-01 REEPDW189FRB 0.12225	3.05e3	82.9	NO
7	7 13C6-PFDA	1800338-01 REEPDW189FRB 0.12225	1.06e4	72.5	NO
8	8 13C7-PFUDa	1800338-01 REEPDW189FRB 0.12225	1.56e4	92.7	NO

Name: 180228M1_40, Date: 01-Mar-2018, Time: 04:00:57, ID: 1800339-01 WI-A06-MW-06-0218 0.11846, Description: WI-A06-MW-06-0218

	# Name	ID	Area	%Rec	Area Out
1	1 13C4-PFBA	1800339-01 WI-A06-MW-06-0218 0.118...	8.80e3	99.5	NO
2	2 13C5-PFHxA	1800339-01 WI-A06-MW-06-0218 0.118...	1.02e4	68.6	NO
3	3 13C3-PFHxS	1800339-01 WI-A06-MW-06-0218 0.118...	3.03e3	90.5	NO
4	4 13C8-PFOA	1800339-01 WI-A06-MW-06-0218 0.118...	9.64e3	75.1	NO
5	5 13C9-PFNA	1800339-01 WI-A06-MW-06-0218 0.118...	1.12e4	94.4	NO
6	6 13C4-PFOS	1800339-01 WI-A06-MW-06-0218 0.118...	3.34e3	90.8	NO
7	7 13C6-PFDA	1800339-01 WI-A06-MW-06-0218 0.118...	1.21e4	82.4	NO
8	8 13C7-PFUDa	1800339-01 WI-A06-MW-06-0218 0.118...	1.16e4	69.1	NO

Name: 180228M1_41, Date: 01-Mar-2018, Time: 04:12:27, ID: 1800339-02 WI-A06-FB01-021618 0.12165, Description: WI-A06-FB01-021618

	# Name	ID	Area	%Rec	Area Out
1	1 13C4-PFBA	1800339-02 WI-A06-FB01-021618 0.12...	1.02e4	115.0	NO
2	2 13C5-PFHxA	1800339-02 WI-A06-FB01-021618 0.12...	1.13e4	75.9	NO
3	3 13C3-PFHxS	1800339-02 WI-A06-FB01-021618 0.12...	3.19e3	95.4	NO
4	4 13C8-PFOA	1800339-02 WI-A06-FB01-021618 0.12...	1.02e4	79.2	NO
5	5 13C9-PFNA	1800339-02 WI-A06-FB01-021618 0.12...	1.10e4	92.1	NO
6	6 13C4-PFOS	1800339-02 WI-A06-FB01-021618 0.12...	3.41e3	92.8	NO
7	7 13C6-PFDA	1800339-02 WI-A06-FB01-021618 0.12...	1.24e4	84.2	NO
8	8 13C7-PFUDa	1800339-02 WI-A06-FB01-021618 0.12...	1.34e4	79.5	NO

Name: 180228M1_42, Date: 01-Mar-2018, Time: 04:23:56, ID: 1800339-03 WI-A06-EB01-021618 0.12121, Description: WI-A06-EB01-021618

	# Name	ID	Area	%Rec	Area Out
1	1 13C4-PFBA	1800339-03 WI-A06-EB01-021618 0.12...	1.01e4	114.5	NO
2	2 13C5-PFHxA	1800339-03 WI-A06-EB01-021618 0.12...	1.04e4	69.9	NO
3	3 13C3-PFHxS	1800339-03 WI-A06-EB01-021618 0.12...	3.20e3	95.7	NO
4	4 13C8-PFOA	1800339-03 WI-A06-EB01-021618 0.12...	9.57e3	74.6	NO
5	5 13C9-PFNA	1800339-03 WI-A06-EB01-021618 0.12...	1.20e4	100.5	NO
6	6 13C4-PFOS	1800339-03 WI-A06-EB01-021618 0.12...	3.13e3	85.1	NO
7	7 13C6-PFDA	1800339-03 WI-A06-EB01-021618 0.12...	1.16e4	78.8	NO
8	8 13C7-PFUDa	1800339-03 WI-A06-EB01-021618 0.12...	1.14e4	67.8	NO

Dataset: Untitled

Last Altered: Friday, March 02, 2018 09:49:55 Pacific Standard Time

Printed: Friday, March 02, 2018 09:54:04 Pacific Standard Time

Name: 180228M1_43, Date: 01-Mar-2018, Time: 04:35:23, ID: 1800339-04 WI-A06-S-01-0218 0.12143, Description: WI-A06-S-01-0218

	# Name	ID	Area	%Rec	Area Out
1	1 13C4-PFBA	1800339-04 WI-A06-S-01-0218 0.12143	9.18e3	103.9	NO
2	2 13C5-PFHxA	1800339-04 WI-A06-S-01-0218 0.12143	1.06e4	71.2	NO
3	3 13C3-PFHxS	1800339-04 WI-A06-S-01-0218 0.12143	2.89e3	86.5	NO
4	4 13C8-PFOA	1800339-04 WI-A06-S-01-0218 0.12143	9.96e3	77.6	NO
5	5 13C9-PFNA	1800339-04 WI-A06-S-01-0218 0.12143	9.53e3	80.0	NO
6	6 13C4-PFOS	1800339-04 WI-A06-S-01-0218 0.12143	3.43e3	93.5	NO
7	7 13C6-PFDA	1800339-04 WI-A06-S-01-0218 0.12143	9.96e3	67.8	NO
8	8 13C7-PFUDa	1800339-04 WI-A06-S-01-0218 0.12143	1.14e4	67.5	NO

Name: 180228M1_44, Date: 01-Mar-2018, Time: 04:46:52, ID: 1800339-05 WI-A06-S-01P-0218 0.12184, Description: WI-A06-S-01P-0218

	# Name	ID	Area	%Rec	Area Out
1	1 13C4-PFBA	1800339-05 WI-A06-S-01P-0218 0.12184	8.54e3	96.7	NO
2	2 13C5-PFHxA	1800339-05 WI-A06-S-01P-0218 0.12184	8.53e3	57.4	NO
3	3 13C3-PFHxS	1800339-05 WI-A06-S-01P-0218 0.12184	2.98e3	89.2	NO
4	4 13C8-PFOA	1800339-05 WI-A06-S-01P-0218 0.12184	9.04e3	70.4	NO
5	5 13C9-PFNA	1800339-05 WI-A06-S-01P-0218 0.12184	8.74e3	73.4	NO
6	6 13C4-PFOS	1800339-05 WI-A06-S-01P-0218 0.12184	2.70e3	73.4	NO
7	7 13C6-PFDA	1800339-05 WI-A06-S-01P-0218 0.12184	1.07e4	72.6	NO
8	8 13C7-PFUDa	1800339-05 WI-A06-S-01P-0218 0.12184	1.22e4	72.4	NO

Name: 180228M1_45, Date: 01-Mar-2018, Time: 04:58:21, ID: 1800339-06 WI-A06-FB01-021918 0.12222, Description: WI-A06-FB01-021918

	# Name	ID	Area	%Rec	Area Out
1	1 13C4-PFBA	1800339-06 WI-A06-FB01-021918 0.12...	8.62e3	97.5	NO
2	2 13C5-PFHxA	1800339-06 WI-A06-FB01-021918 0.12...	1.07e4	71.9	NO
3	3 13C3-PFHxS	1800339-06 WI-A06-FB01-021918 0.12...	3.03e3	90.5	NO
4	4 13C8-PFOA	1800339-06 WI-A06-FB01-021918 0.12...	9.01e3	70.2	NO
5	5 13C9-PFNA	1800339-06 WI-A06-FB01-021918 0.12...	1.13e4	95.1	NO
6	6 13C4-PFOS	1800339-06 WI-A06-FB01-021918 0.12...	3.35e3	91.3	NO
7	7 13C6-PFDA	1800339-06 WI-A06-FB01-021918 0.12...	1.19e4	80.9	NO
8	8 13C7-PFUDa	1800339-06 WI-A06-FB01-021918 0.12...	1.45e4	85.9	NO

Name: 180228M1_46, Date: 01-Mar-2018, Time: 05:09:51, ID: B8B0121-BS1 OPR 0.125, Description: OPR

	# Name	ID	Area	%Rec	Area Out
1	1 13C4-PFBA	B8B0121-BS1 OPR 0.125	9.04e3	102.2	NO
2	2 13C5-PFHxA	B8B0121-BS1 OPR 0.125	9.32e3	62.7	NO
3	3 13C3-PFHxS	B8B0121-BS1 OPR 0.125	2.39e3	71.4	NO
4	4 13C8-PFOA	B8B0121-BS1 OPR 0.125	6.98e3	54.4	NO
5	5 13C9-PFNA	B8B0121-BS1 OPR 0.125	8.68e3	72.8	NO
6	6 13C4-PFOS	B8B0121-BS1 OPR 0.125	2.59e3	70.5	NO
7	7 13C6-PFDA	B8B0121-BS1 OPR 0.125	9.95e3	67.7	NO
8	8 13C7-PFUDa	B8B0121-BS1 OPR 0.125	1.17e4	69.5	NO

Dataset: Untitled

Last Altered: Friday, March 02, 2018 09:49:55 Pacific Standard Time

Printed: Friday, March 02, 2018 09:54:04 Pacific Standard Time

Name: 180228M1_47, Date: 01-Mar-2018, Time: 05:21:21, ID: B8B0121-BSD1 LCSD 0.125, Description: LCSD

	# Name	ID	Area	%Rec	Area Out
1	1 13C4-PFBA	B8B0121-BSD1 LCSD 0.125	9.01e3	102.0	NO
2	2 13C5-PFHxA	B8B0121-BSD1 LCSD 0.125	8.87e3	59.7	NO
3	3 13C3-PFHxS	B8B0121-BSD1 LCSD 0.125	2.21e3	66.0	NO
4	4 13C8-PFOA	B8B0121-BSD1 LCSD 0.125	7.27e3	56.6	NO
5	5 13C9-PFNA	B8B0121-BSD1 LCSD 0.125	9.07e3	76.1	NO
6	6 13C4-PFOS	B8B0121-BSD1 LCSD 0.125	2.60e3	70.6	NO
7	7 13C6-PFDA	B8B0121-BSD1 LCSD 0.125	9.93e3	67.6	NO
8	8 13C7-PFUDa	B8B0121-BSD1 LCSD 0.125	1.29e4	76.6	NO

Name: 180228M1_48, Date: 01-Mar-2018, Time: 05:32:51, ID: B8B0121-BLK1 Method Blank 0.125, Description: Method Blank

	# Name	ID	Area	%Rec	Area Out
1	1 13C4-PFBA	B8B0121-BLK1 Method Blank 0.125	7.60e3	85.9	NO
2	2 13C5-PFHxA	B8B0121-BLK1 Method Blank 0.125	7.53e3	50.6	NO
3	3 13C3-PFHxS	B8B0121-BLK1 Method Blank 0.125	2.50e3	74.6	NO
4	4 13C8-PFOA	B8B0121-BLK1 Method Blank 0.125	7.14e3	55.7	NO
5	5 13C9-PFNA	B8B0121-BLK1 Method Blank 0.125	7.82e3	65.6	NO
6	6 13C4-PFOS	B8B0121-BLK1 Method Blank 0.125	2.75e3	74.9	NO
7	7 13C6-PFDA	B8B0121-BLK1 Method Blank 0.125	9.02e3	61.4	NO
8	8 13C7-PFUDa	B8B0121-BLK1 Method Blank 0.125	8.80e3	52.3	NO

Name: 180228M1_49, Date: 01-Mar-2018, Time: 05:44:18, ID: 1800327-01 OF-RW42A-0218 0.10903, Description: OF-RW42A-0218

	# Name	ID	Area	%Rec	Area Out
1	1 13C4-PFBA	1800327-01 OF-RW42A-0218 0.10903	9.99e3	113.0	NO
2	2 13C5-PFHxA	1800327-01 OF-RW42A-0218 0.10903	1.09e4	73.5	NO
3	3 13C3-PFHxS	1800327-01 OF-RW42A-0218 0.10903	2.39e3	71.5	NO
4	4 13C8-PFOA	1800327-01 OF-RW42A-0218 0.10903	9.12e3	71.1	NO
5	5 13C9-PFNA	1800327-01 OF-RW42A-0218 0.10903	9.33e3	78.3	NO
6	6 13C4-PFOS	1800327-01 OF-RW42A-0218 0.10903	2.62e3	71.2	NO
7	7 13C6-PFDA	1800327-01 OF-RW42A-0218 0.10903	1.05e4	71.2	NO
8	8 13C7-PFUDa	1800327-01 OF-RW42A-0218 0.10903	1.18e4	70.0	NO

Name: 180228M1_50, Date: 01-Mar-2018, Time: 05:55:45, ID: 1800327-02 OF-FB42C-0218 0.11801, Description: OF-FB42C-0218

	# Name	ID	Area	%Rec	Area Out
1	1 13C4-PFBA	1800327-02 OF-FB42C-0218 0.11801	8.91e3	100.8	NO
2	2 13C5-PFHxA	1800327-02 OF-FB42C-0218 0.11801	9.78e3	65.8	NO
3	3 13C3-PFHxS	1800327-02 OF-FB42C-0218 0.11801	2.60e3	77.6	NO
4	4 13C8-PFOA	1800327-02 OF-FB42C-0218 0.11801	8.18e3	63.8	NO
5	5 13C9-PFNA	1800327-02 OF-FB42C-0218 0.11801	9.13e3	76.6	NO
6	6 13C4-PFOS	1800327-02 OF-FB42C-0218 0.11801	2.87e3	78.0	NO
7	7 13C6-PFDA	1800327-02 OF-FB42C-0218 0.11801	1.01e4	68.7	NO
8	8 13C7-PFUDa	1800327-02 OF-FB42C-0218 0.11801	1.05e4	62.3	NO

Dataset: Untitled

Last Altered: Friday, March 02, 2018 09:49:55 Pacific Standard Time

Printed: Friday, March 02, 2018 09:54:04 Pacific Standard Time

Name: 180228M1_51, Date: 01-Mar-2018, Time: 06:07:12, ID: 1800327-03 OF-FB42A-0218 0.11946, Description: OF-FB42A-0218

	# Name	ID	Area	%Rec	Area Out
1	1 13C4-PFBA	1800327-03 OF-FB42A-0218 0.11946	9.41e3	106.5	NO
2	2 13C5-PFHxA	1800327-03 OF-FB42A-0218 0.11946	9.81e3	66.0	NO
3	3 13C3-PFHxS	1800327-03 OF-FB42A-0218 0.11946	2.58e3	77.1	NO
4	4 13C8-PFOA	1800327-03 OF-FB42A-0218 0.11946	7.64e3	59.6	NO
5	5 13C9-PFNA	1800327-03 OF-FB42A-0218 0.11946	8.20e3	68.9	NO
6	6 13C4-PFOS	1800327-03 OF-FB42A-0218 0.11946	2.77e3	75.2	NO
7	7 13C6-PFDA	1800327-03 OF-FB42A-0218 0.11946	1.07e4	72.7	NO
8	8 13C7-PFUdA	1800327-03 OF-FB42A-0218 0.11946	1.24e4	73.4	NO

Name: 180228M1_52, Date: 01-Mar-2018, Time: 06:18:38, ID: 1800327-04 OF-RW42B-0218 0.10944, Description: OF-RW42B-0218

	# Name	ID	Area	%Rec	Area Out
1	1 13C4-PFBA	1800327-04 OF-RW42B-0218 0.10944	9.16e3	103.6	NO
2	2 13C5-PFHxA	1800327-04 OF-RW42B-0218 0.10944	1.09e4	73.5	NO
3	3 13C3-PFHxS	1800327-04 OF-RW42B-0218 0.10944	2.22e3	66.4	NO
4	4 13C8-PFOA	1800327-04 OF-RW42B-0218 0.10944	8.39e3	65.4	NO
5	5 13C9-PFNA	1800327-04 OF-RW42B-0218 0.10944	8.62e3	72.3	NO
6	6 13C4-PFOS	1800327-04 OF-RW42B-0218 0.10944	2.55e3	69.3	NO
7	7 13C6-PFDA	1800327-04 OF-RW42B-0218 0.10944	9.46e3	64.4	NO
8	8 13C7-PFUdA	1800327-04 OF-RW42B-0218 0.10944	1.28e4	75.7	NO

Name: 180228M1_53, Date: 01-Mar-2018, Time: 06:30:07, ID: 1800327-05 OF-FB42B-0218 0.11557, Description: OF-FB42B-0218

	# Name	ID	Area	%Rec	Area Out
1	1 13C4-PFBA	1800327-05 OF-FB42B-0218 0.11557	9.25e3	104.7	NO
2	2 13C5-PFHxA	1800327-05 OF-FB42B-0218 0.11557	1.04e4	70.2	NO
3	3 13C3-PFHxS	1800327-05 OF-FB42B-0218 0.11557	2.69e3	80.5	NO
4	4 13C8-PFOA	1800327-05 OF-FB42B-0218 0.11557	8.45e3	65.9	NO
5	5 13C9-PFNA	1800327-05 OF-FB42B-0218 0.11557	9.09e3	76.3	NO
6	6 13C4-PFOS	1800327-05 OF-FB42B-0218 0.11557	2.85e3	77.5	NO
7	7 13C6-PFDA	1800327-05 OF-FB42B-0218 0.11557	1.04e4	70.7	NO
8	8 13C7-PFUdA	1800327-05 OF-FB42B-0218 0.11557	1.07e4	63.8	NO

Name: 180228M1_54, Date: 01-Mar-2018, Time: 06:41:38, ID: 1800327-06 OF-RW44-0218 0.11833, Description: OF-RW44-0218

	# Name	ID	Area	%Rec	Area Out
1	1 13C4-PFBA	1800327-06 OF-RW44-0218 0.11833	8.25e3	93.3	NO
2	2 13C5-PFHxA	1800327-06 OF-RW44-0218 0.11833	9.00e3	60.5	NO
3	3 13C3-PFHxS	1800327-06 OF-RW44-0218 0.11833	2.44e3	72.8	NO
4	4 13C8-PFOA	1800327-06 OF-RW44-0218 0.11833	7.48e3	58.3	NO
5	5 13C9-PFNA	1800327-06 OF-RW44-0218 0.11833	7.47e3	62.7	NO
6	6 13C4-PFOS	1800327-06 OF-RW44-0218 0.11833	2.37e3	64.6	NO
7	7 13C6-PFDA	1800327-06 OF-RW44-0218 0.11833	9.42e3	64.1	NO
8	8 13C7-PFUdA	1800327-06 OF-RW44-0218 0.11833	9.32e3	55.3	NO

Dataset: Untitled

Last Altered: Friday, March 02, 2018 09:49:55 Pacific Standard Time

Printed: Friday, March 02, 2018 09:54:04 Pacific Standard Time

Name: 180228M1_55, Date: 01-Mar-2018, Time: 06:53:05, ID: IPA, Description: IPA

	# Name	ID	Area	%Rec	Area Out
1	1 13C4-PFBA	IPA			NO
2	2 13C5-PFHxA	IPA			NO
3	3 13C3-PFHxS	IPA			NO
4	4 13C8-PFOA	IPA			NO
5	5 13C9-PFNA	IPA			NO
6	6 13C4-PFOS	IPA			NO
7	7 13C6-PFDA	IPA			NO
8	8 13C7-PFUdA	IPA			NO

Name: 180228M1_56, Date: 01-Mar-2018, Time: 07:04:32, ID: ST180228M1-12 PFC CS3 18B2317, Description: PFC CS3 18B2317

	# Name	ID	Area	%Rec	Area Out
1	1 13C4-PFBA	ST180228M1-12 PFC CS3 18B2317	1.09e4	122.9	NO
2	2 13C5-PFHxA	ST180228M1-12 PFC CS3 18B2317	1.46e4	98.3	NO
3	3 13C3-PFHxS	ST180228M1-12 PFC CS3 18B2317	3.52e3	105.1	NO
4	4 13C8-PFOA	ST180228M1-12 PFC CS3 18B2317	1.23e4	95.8	NO
5	5 13C9-PFNA	ST180228M1-12 PFC CS3 18B2317	1.45e4	122.0	NO
6	6 13C4-PFOS	ST180228M1-12 PFC CS3 18B2317	3.40e3	92.5	NO
7	7 13C6-PFDA	ST180228M1-12 PFC CS3 18B2317	1.36e4	92.8	NO
8	8 13C7-PFUdA	ST180228M1-12 PFC CS3 18B2317	1.60e4	95.0	NO

Name: 180228M1_57, Date: 01-Mar-2018, Time: 07:15:59, ID: IPA, Description: IPA

	# Name	ID	Area	%Rec	Area Out
1	1 13C4-PFBA	IPA			NO
2	2 13C5-PFHxA	IPA			NO
3	3 13C3-PFHxS	IPA			NO
4	4 13C8-PFOA	IPA			NO
5	5 13C9-PFNA	IPA			NO
6	6 13C4-PFOS	IPA			NO
7	7 13C6-PFDA	IPA			NO
8	8 13C7-PFUdA	IPA			NO

Name: 180228M1_58, Date: 01-Mar-2018, Time: 07:27:25, ID: 1800327-07 OF-FB44-0218 0.12118, Description: OF-FB44-0218

	# Name	ID	Area	%Rec	Area Out
1	1 13C4-PFBA	1800327-07 OF-FB44-0218 0.12118	8.82e3	99.8	NO
2	2 13C5-PFHxA	1800327-07 OF-FB44-0218 0.12118	1.05e4	70.4	NO
3	3 13C3-PFHxS	1800327-07 OF-FB44-0218 0.12118	2.55e3	76.2	NO
4	4 13C8-PFOA	1800327-07 OF-FB44-0218 0.12118	7.95e3	62.0	NO
5	5 13C9-PFNA	1800327-07 OF-FB44-0218 0.12118	8.91e3	74.8	NO
6	6 13C4-PFOS	1800327-07 OF-FB44-0218 0.12118	2.49e3	67.7	NO
7	7 13C6-PFDA	1800327-07 OF-FB44-0218 0.12118	9.81e3	66.7	NO
8	8 13C7-PFUdA	1800327-07 OF-FB44-0218 0.12118	9.74e3	57.8	NO

Dataset: Untitled

Last Altered: Friday, March 02, 2018 09:49:55 Pacific Standard Time

Printed: Friday, March 02, 2018 09:54:04 Pacific Standard Time

Name: 180228M1_59, Date: 01-Mar-2018, Time: 07:38:55, ID: 1800327-08 OF-RW59-0218 0.1103, Description: OF-RW59-0218

	# Name	ID	Area	%Rec	Area Out
1	1 13C4-PFBA	1800327-08 OF-RW59-0218 0.1103	8.33e3	94.3	NO
2	2 13C5-PFHxA	1800327-08 OF-RW59-0218 0.1103	9.43e3	63.5	NO
3	3 13C3-PFHxS	1800327-08 OF-RW59-0218 0.1103	2.36e3	70.5	NO
4	4 13C8-PFOA	1800327-08 OF-RW59-0218 0.1103	7.86e3	61.3	NO
5	5 13C9-PFNA	1800327-08 OF-RW59-0218 0.1103	8.86e3	74.3	NO
6	6 13C4-PFOS	1800327-08 OF-RW59-0218 0.1103	2.07e3	56.2	NO
7	7 13C6-PFDA	1800327-08 OF-RW59-0218 0.1103	8.81e3	59.9	NO
8	8 13C7-PFUDa	1800327-08 OF-RW59-0218 0.1103	8.93e3	53.0	NO

Name: 180228M1_60, Date: 01-Mar-2018, Time: 07:50:24, ID: 1800327-09 OF-FB59-0218 0.11633, Description: OF-FB59-0218

	# Name	ID	Area	%Rec	Area Out
1	1 13C4-PFBA	1800327-09 OF-FB59-0218 0.11633	7.96e3	90.1	NO
2	2 13C5-PFHxA	1800327-09 OF-FB59-0218 0.11633	8.90e3	59.8	NO
3	3 13C3-PFHxS	1800327-09 OF-FB59-0218 0.11633	2.26e3	67.5	NO
4	4 13C8-PFOA	1800327-09 OF-FB59-0218 0.11633	7.38e3	57.5	NO
5	5 13C9-PFNA	1800327-09 OF-FB59-0218 0.11633	6.66e3	55.9	NO
6	6 13C4-PFOS	1800327-09 OF-FB59-0218 0.11633	2.44e3	66.5	NO
7	7 13C6-PFDA	1800327-09 OF-FB59-0218 0.11633	8.53e3	58.1	NO
8	8 13C7-PFUDa	1800327-09 OF-FB59-0218 0.11633	8.67e3	51.4	NO

Name: 180228M1_61, Date: 01-Mar-2018, Time: 08:01:54, ID: 1800327-10 OF-RW03-0218 0.11147, Description: OF-RW03-0218

	# Name	ID	Area	%Rec	Area Out
1	1 13C4-PFBA	1800327-10 OF-RW03-0218 0.11147	8.58e3	97.0	NO
2	2 13C5-PFHxA	1800327-10 OF-RW03-0218 0.11147	9.72e3	65.4	NO
3	3 13C3-PFHxS	1800327-10 OF-RW03-0218 0.11147	2.27e3	67.9	NO
4	4 13C8-PFOA	1800327-10 OF-RW03-0218 0.11147	9.00e3	70.1	NO
5	5 13C9-PFNA	1800327-10 OF-RW03-0218 0.11147	8.44e3	70.8	NO
6	6 13C4-PFOS	1800327-10 OF-RW03-0218 0.11147	2.48e3	67.6	NO
7	7 13C6-PFDA	1800327-10 OF-RW03-0218 0.11147	9.56e3	65.1	NO
8	8 13C7-PFUDa	1800327-10 OF-RW03-0218 0.11147	9.91e3	58.8	NO

Name: 180228M1_62, Date: 01-Mar-2018, Time: 08:13:20, ID: 1800327-11 OF-FB03-0218 0.11762, Description: OF-FB03-0218

	# Name	ID	Area	%Rec	Area Out
1	1 13C4-PFBA	1800327-11 OF-FB03-0218 0.11762	8.10e3	91.6	NO
2	2 13C5-PFHxA	1800327-11 OF-FB03-0218 0.11762	8.62e3	58.0	NO
3	3 13C3-PFHxS	1800327-11 OF-FB03-0218 0.11762	2.29e3	68.3	NO
4	4 13C8-PFOA	1800327-11 OF-FB03-0218 0.11762	6.87e3	53.6	NO
5	5 13C9-PFNA	1800327-11 OF-FB03-0218 0.11762	9.34e3	78.4	NO
6	6 13C4-PFOS	1800327-11 OF-FB03-0218 0.11762	2.45e3	66.6	NO
7	7 13C6-PFDA	1800327-11 OF-FB03-0218 0.11762	9.35e3	63.7	NO
8	8 13C7-PFUDa	1800327-11 OF-FB03-0218 0.11762	1.04e4	61.6	NO

Dataset: Untitled

Last Altered: Friday, March 02, 2018 09:49:55 Pacific Standard Time

Printed: Friday, March 02, 2018 09:54:04 Pacific Standard Time

Name: 180228M1_63, Date: 01-Mar-2018, Time: 08:24:51, ID: 1800327-12 OF-RW37-0218 0.11621, Description: OF-RW37-0218

	# Name	ID	Area	%Rec	Area Out
1	1 13C4-PFBA	1800327-12 OF-RW37-0218 0.11621	8.00e3	90.5	NO
2	2 13C5-PFHxA	1800327-12 OF-RW37-0218 0.11621	8.59e3	57.8	NO
3	3 13C3-PFHxS	1800327-12 OF-RW37-0218 0.11621	2.58e3	77.1	NO
4	4 13C8-PFOA	1800327-12 OF-RW37-0218 0.11621	7.21e3	56.2	NO
5	5 13C9-PFNA	1800327-12 OF-RW37-0218 0.11621	8.17e3	68.6	NO
6	6 13C4-PFOS	1800327-12 OF-RW37-0218 0.11621	2.62e3	71.4	NO
7	7 13C6-PFDA	1800327-12 OF-RW37-0218 0.11621	8.59e3	58.4	NO
8	8 13C7-PFUDa	1800327-12 OF-RW37-0218 0.11621	9.39e3	55.7	NO

Name: 180228M1_64, Date: 01-Mar-2018, Time: 08:36:21, ID: 1800327-13 OF-FB37-0218 0.1165, Description: OF-FB37-0218

	# Name	ID	Area	%Rec	Area Out
1	1 13C4-PFBA	1800327-13 OF-FB37-0218 0.1165	9.26e3	104.8	NO
2	2 13C5-PFHxA	1800327-13 OF-FB37-0218 0.1165	1.10e4	74.3	NO
3	3 13C3-PFHxS	1800327-13 OF-FB37-0218 0.1165	2.39e3	71.5	NO
4	4 13C8-PFOA	1800327-13 OF-FB37-0218 0.1165	9.08e3	70.8	NO
5	5 13C9-PFNA	1800327-13 OF-FB37-0218 0.1165	9.76e3	81.9	NO
6	6 13C4-PFOS	1800327-13 OF-FB37-0218 0.1165	2.64e3	72.0	NO
7	7 13C6-PFDA	1800327-13 OF-FB37-0218 0.1165	9.63e3	65.5	NO
8	8 13C7-PFUDa	1800327-13 OF-FB37-0218 0.1165	1.11e4	65.9	NO

Name: 180228M1_65, Date: 01-Mar-2018, Time: 08:47:50, ID: IPA, Description: IPA

	# Name	ID	Area	%Rec	Area Out
1	1 13C4-PFBA	IPA			NO
2	2 13C5-PFHxA	IPA			NO
3	3 13C3-PFHxS	IPA			NO
4	4 13C8-PFOA	IPA			NO
5	5 13C9-PFNA	IPA			NO
6	6 13C4-PFOS	IPA			NO
7	7 13C6-PFDA	IPA			NO
8	8 13C7-PFUDa	IPA			NO

Name: 180228M1_66, Date: 01-Mar-2018, Time: 08:59:19, ID: ST180228M1-13 PFC CS0 18B2314, Description: PFC CS0 18B2314

	# Name	ID	Area	%Rec	Area Out
1	1 13C4-PFBA	ST180228M1-13 PFC CS0 18B2314	1.04e4	118.2	NO
2	2 13C5-PFHxA	ST180228M1-13 PFC CS0 18B2314	1.50e4	101.2	NO
3	3 13C3-PFHxS	ST180228M1-13 PFC CS0 18B2314	3.71e3	110.9	NO
4	4 13C8-PFOA	ST180228M1-13 PFC CS0 18B2314	1.31e4	102.0	NO
5	5 13C9-PFNA	ST180228M1-13 PFC CS0 18B2314	1.34e4	112.4	NO
6	6 13C4-PFOS	ST180228M1-13 PFC CS0 18B2314	4.09e3	111.3	NO
7	7 13C6-PFDA	ST180228M1-13 PFC CS0 18B2314	1.24e4	84.7	NO
8	8 13C7-PFUDa	ST180228M1-13 PFC CS0 18B2314	1.90e4	112.8	NO

Dataset: Untitled

Last Altered: Friday, March 02, 2018 09:49:55 Pacific Standard Time

Printed: Friday, March 02, 2018 09:54:04 Pacific Standard Time

Name: 180228M1_67, Date: 01-Mar-2018, Time: 09:10:46, ID: IPA, Description: IPA

#	Name	ID	Area	%Rec	Area Out
1	1 13C4-PFBA	IPA			NO
2	2 13C5-PFHxA	IPA			NO
3	3 13C3-PFHxS	IPA			NO
4	4 13C8-PFOA	IPA			NO
5	5 13C9-PFNA	IPA			NO
6	6 13C4-PFOS	IPA			NO
7	7 13C6-PFDA	IPA			NO
8	8 13C7-PFUdA	IPA			NO

Name: 180228M1_68, Date: 01-Mar-2018, Time: 09:22:16, ID: B8B0131-BS1 OPR 0.125, Description: OPR

#	Name	ID	Area	%Rec	Area Out
1	1 13C4-PFBA	B8B0131-BS1 OPR 0.125	7.64e3	86.4	NO
2	2 13C5-PFHxA	B8B0131-BS1 OPR 0.125	9.73e3	65.5	NO
3	3 13C3-PFHxS	B8B0131-BS1 OPR 0.125	2.07e3	61.8	NO
4	4 13C8-PFOA	B8B0131-BS1 OPR 0.125	9.01e3	70.2	NO
5	5 13C9-PFNA	B8B0131-BS1 OPR 0.125	9.67e3	81.2	NO
6	6 13C4-PFOS	B8B0131-BS1 OPR 0.125	2.45e3	66.6	NO
7	7 13C6-PFDA	B8B0131-BS1 OPR 0.125	9.88e3	67.3	NO
8	8 13C7-PFUdA	B8B0131-BS1 OPR 0.125	1.19e4	70.6	NO

Name: 180228M1_69, Date: 01-Mar-2018, Time: 09:33:45, ID: B8B0131-BLK1 Method Blank 0.125, Description: Method Blank

#	Name	ID	Area	%Rec	Area Out
1	1 13C4-PFBA	B8B0131-BLK1 Method Blank 0.125	7.24e3	81.9	NO
2	2 13C5-PFHxA	B8B0131-BLK1 Method Blank 0.125	8.24e3	55.4	NO
3	3 13C3-PFHxS	B8B0131-BLK1 Method Blank 0.125	2.04e3	60.9	NO
4	4 13C8-PFOA	B8B0131-BLK1 Method Blank 0.125	7.44e3	58.0	NO
5	5 13C9-PFNA	B8B0131-BLK1 Method Blank 0.125	9.14e3	76.7	NO
6	6 13C4-PFOS	B8B0131-BLK1 Method Blank 0.125	2.72e3	73.9	NO
7	7 13C6-PFDA	B8B0131-BLK1 Method Blank 0.125	9.15e3	62.2	NO
8	8 13C7-PFUdA	B8B0131-BLK1 Method Blank 0.125	9.38e3	55.7	NO

Name: 180228M1_70, Date: 01-Mar-2018, Time: 09:45:15, ID: B8B0131-MS1 Matrix Spike 0.12126, Description: Matrix Spike

#	Name	ID	Area	%Rec	Area Out
1	1 13C4-PFBA	B8B0131-MS1 Matrix Spike 0.12126	4.30e3	48.7	YES
2	2 13C5-PFHxA	B8B0131-MS1 Matrix Spike 0.12126	4.85e3	32.6	YES
3	3 13C3-PFHxS	B8B0131-MS1 Matrix Spike 0.12126	2.37e3	70.7	NO
4	4 13C8-PFOA	B8B0131-MS1 Matrix Spike 0.12126	4.76e3	37.1	YES
5	5 13C9-PFNA	B8B0131-MS1 Matrix Spike 0.12126	5.49e3	46.1	YES
6	6 13C4-PFOS	B8B0131-MS1 Matrix Spike 0.12126	2.03e3	55.3	NO
7	7 13C6-PFDA	B8B0131-MS1 Matrix Spike 0.12126	6.14e3	41.8	YES
8	8 13C7-PFUdA	B8B0131-MS1 Matrix Spike 0.12126	7.06e3	41.9	YES

Dataset: Untitled

Last Altered: Friday, March 02, 2018 09:49:55 Pacific Standard Time

Printed: Friday, March 02, 2018 09:54:04 Pacific Standard Time

Name: 180228M1_71, Date: 01-Mar-2018, Time: 09:56:44, ID: B8B0131-MSD1 Matrix Spike Dup 0.11914, Description: Matrix Spike Dup

	# Name	ID	Area	%Rec	Area Out
1	1 13C4-PFBA	B8B0131-MSD1 Matrix Spike Dup 0.119...	5.34e3	60.4	NO
2	2 13C5-PFHxA	B8B0131-MSD1 Matrix Spike Dup 0.119...	5.74e3	38.6	YES
3	3 13C3-PFHxS	B8B0131-MSD1 Matrix Spike Dup 0.119...	2.38e3	71.0	NO
4	4 13C8-PFOA	B8B0131-MSD1 Matrix Spike Dup 0.119...	5.94e3	46.3	YES
5	5 13C9-PFNA	B8B0131-MSD1 Matrix Spike Dup 0.119...	6.30e3	52.8	NO
6	6 13C4-PFOS	B8B0131-MSD1 Matrix Spike Dup 0.119...	2.80e3	76.2	NO
7	7 13C6-PFDA	B8B0131-MSD1 Matrix Spike Dup 0.119...	6.73e3	45.8	YES
8	8 13C7-PFUDa	B8B0131-MSD1 Matrix Spike Dup 0.119...	1.02e4	60.2	NO

Name: 180228M1_72, Date: 01-Mar-2018, Time: 10:08:14, ID: 1800329-01 OF-RW59-INF01-0218 0.11462, Description: OF-RW59-INF01-0218

	# Name	ID	Area	%Rec	Area Out
1	1 13C4-PFBA	1800329-01 OF-RW59-INF01-0218 0.1...	7.80e3	88.3	NO
2	2 13C5-PFHxA	1800329-01 OF-RW59-INF01-0218 0.1...	9.13e3	61.4	NO
3	3 13C3-PFHxS	1800329-01 OF-RW59-INF01-0218 0.1...	2.49e3	74.4	NO
4	4 13C8-PFOA	1800329-01 OF-RW59-INF01-0218 0.1...	8.85e3	69.0	NO
5	5 13C9-PFNA	1800329-01 OF-RW59-INF01-0218 0.1...	8.62e3	72.3	NO
6	6 13C4-PFOS	1800329-01 OF-RW59-INF01-0218 0.1...	2.51e3	68.2	NO
7	7 13C6-PFDA	1800329-01 OF-RW59-INF01-0218 0.1...	1.00e4	68.4	NO
8	8 13C7-PFUDa	1800329-01 OF-RW59-INF01-0218 0.1...	1.10e4	65.4	NO

Name: 180228M1_73, Date: 01-Mar-2018, Time: 10:19:43, ID: 1800329-02 OF-RW59-INF01P-0218 0.11789, Description: OF-RW59-INF01P-0218

	# Name	ID	Area	%Rec	Area Out
1	1 13C4-PFBA	1800329-02 OF-RW59-INF01P-0218 0....	8.81e3	99.6	NO
2	2 13C5-PFHxA	1800329-02 OF-RW59-INF01P-0218 0....	9.70e3	65.3	NO
3	3 13C3-PFHxS	1800329-02 OF-RW59-INF01P-0218 0....	2.77e3	82.8	NO
4	4 13C8-PFOA	1800329-02 OF-RW59-INF01P-0218 0....	9.92e3	77.3	NO
5	5 13C9-PFNA	1800329-02 OF-RW59-INF01P-0218 0....	1.01e4	84.9	NO
6	6 13C4-PFOS	1800329-02 OF-RW59-INF01P-0218 0....	2.62e3	71.2	NO
7	7 13C6-PFDA	1800329-02 OF-RW59-INF01P-0218 0....	9.03e3	61.5	NO
8	8 13C7-PFUDa	1800329-02 OF-RW59-INF01P-0218 0....	1.41e4	83.5	NO

Name: 180228M1_74, Date: 01-Mar-2018, Time: 10:31:12, ID: 1800329-03 OF-RW59-MID01-0218 0.11984, Description: OF-RW59-MID01-0218

	# Name	ID	Area	%Rec	Area Out
1	1 13C4-PFBA	1800329-03 OF-RW59-MID01-0218 0.1...	7.38e3	83.5	NO
2	2 13C5-PFHxA	1800329-03 OF-RW59-MID01-0218 0.1...	9.25e3	62.2	NO
3	3 13C3-PFHxS	1800329-03 OF-RW59-MID01-0218 0.1...	2.22e3	66.4	NO
4	4 13C8-PFOA	1800329-03 OF-RW59-MID01-0218 0.1...	7.70e3	60.0	NO
5	5 13C9-PFNA	1800329-03 OF-RW59-MID01-0218 0.1...	7.34e3	61.6	NO
6	6 13C4-PFOS	1800329-03 OF-RW59-MID01-0218 0.1...	2.43e3	66.2	NO
7	7 13C6-PFDA	1800329-03 OF-RW59-MID01-0218 0.1...	7.46e3	50.7	NO
8	8 13C7-PFUDa	1800329-03 OF-RW59-MID01-0218 0.1...	9.02e3	53.5	NO

Dataset: Untitled

Last Altered: Friday, March 02, 2018 09:49:55 Pacific Standard Time

Printed: Friday, March 02, 2018 09:54:04 Pacific Standard Time

Name: 180228M1_75, Date: 01-Mar-2018, Time: 10:42:42, ID: 1800329-04 OF-RW59-EFF01-0218 0.1216,
Description: OF-RW59-EFF01-0218

	# Name	ID	Area	%Rec	Area Out
1	1 13C4-PFBA	1800329-04 OF-RW59-EFF01-0218 0.1...	7.87e3	89.0	NO
2	2 13C5-PFHxA	1800329-04 OF-RW59-EFF01-0218 0.1...	9.32e3	62.7	NO
3	3 13C3-PFHxS	1800329-04 OF-RW59-EFF01-0218 0.1...	2.66e3	79.3	NO
4	4 13C8-PFOA	1800329-04 OF-RW59-EFF01-0218 0.1...	8.22e3	64.0	NO
5	5 13C9-PFNA	1800329-04 OF-RW59-EFF01-0218 0.1...	9.26e3	77.7	NO
6	6 13C4-PFOS	1800329-04 OF-RW59-EFF01-0218 0.1...	2.57e3	69.8	NO
7	7 13C6-PFDA	1800329-04 OF-RW59-EFF01-0218 0.1...	1.10e4	75.0	NO
8	8 13C7-PFUdA	1800329-04 OF-RW59-EFF01-0218 0.1...	1.07e4	63.5	NO

Name: 180228M1_76, Date: 01-Mar-2018, Time: 10:54:09, ID: 1800329-05 OF-RW59-FB01-0218 0.11314,
Description: OF-RW59-FB01-0218

	# Name	ID	Area	%Rec	Area Out
1	1 13C4-PFBA	1800329-05 OF-RW59-FB01-0218 0.11...	6.97e3	78.8	NO
2	2 13C5-PFHxA	1800329-05 OF-RW59-FB01-0218 0.11...	8.54e3	57.5	NO
3	3 13C3-PFHxS	1800329-05 OF-RW59-FB01-0218 0.11...	2.19e3	65.4	NO
4	4 13C8-PFOA	1800329-05 OF-RW59-FB01-0218 0.11...	7.62e3	59.4	NO
5	5 13C9-PFNA	1800329-05 OF-RW59-FB01-0218 0.11...	8.72e3	73.2	NO
6	6 13C4-PFOS	1800329-05 OF-RW59-FB01-0218 0.11...	2.09e3	57.0	NO
7	7 13C6-PFDA	1800329-05 OF-RW59-FB01-0218 0.11...	8.50e3	57.8	NO
8	8 13C7-PFUdA	1800329-05 OF-RW59-FB01-0218 0.11...	9.39e3	55.7	NO

Name: 180228M1_77, Date: 01-Mar-2018, Time: 11:05:38, ID: 1800329-06 OF-RW08-INF01-0218 0.12179,
Description: OF-RW08-INF01-0218

	# Name	ID	Area	%Rec	Area Out
1	1 13C4-PFBA	1800329-06 OF-RW08-INF01-0218 0.1...	7.66e3	86.6	NO
2	2 13C5-PFHxA	1800329-06 OF-RW08-INF01-0218 0.1...	8.69e3	58.5	NO
3	3 13C3-PFHxS	1800329-06 OF-RW08-INF01-0218 0.1...	2.49e3	74.5	NO
4	4 13C8-PFOA	1800329-06 OF-RW08-INF01-0218 0.1...	7.53e3	58.7	NO
5	5 13C9-PFNA	1800329-06 OF-RW08-INF01-0218 0.1...	8.02e3	67.4	NO
6	6 13C4-PFOS	1800329-06 OF-RW08-INF01-0218 0.1...	2.61e3	71.0	NO
7	7 13C6-PFDA	1800329-06 OF-RW08-INF01-0218 0.1...	9.15e3	62.2	NO
8	8 13C7-PFUdA	1800329-06 OF-RW08-INF01-0218 0.1...	1.13e4	67.0	NO

Name: 180228M1_78, Date: 01-Mar-2018, Time: 11:17:08, ID: 1800329-07 OF-RW08-MID01-0218 0.10892,
Description: OF-RW08-MID01-0218

	# Name	ID	Area	%Rec	Area Out
1	1 13C4-PFBA	1800329-07 OF-RW08-MID01-0218 0.1...	4.88e3	55.3	NO
2	2 13C5-PFHxA	1800329-07 OF-RW08-MID01-0218 0.1...	5.15e3	34.6	YES
3	3 13C3-PFHxS	1800329-07 OF-RW08-MID01-0218 0.1...	2.37e3	70.9	NO
4	4 13C8-PFOA	1800329-07 OF-RW08-MID01-0218 0.1...	5.77e3	45.0	YES
5	5 13C9-PFNA	1800329-07 OF-RW08-MID01-0218 0.1...	6.11e3	51.3	NO
6	6 13C4-PFOS	1800329-07 OF-RW08-MID01-0218 0.1...	2.72e3	74.0	NO
7	7 13C6-PFDA	1800329-07 OF-RW08-MID01-0218 0.1...	6.92e3	47.1	YES
8	8 13C7-PFUdA	1800329-07 OF-RW08-MID01-0218 0.1...	8.87e3	52.7	NO

Dataset: Untitled

Last Altered: Friday, March 02, 2018 09:49:55 Pacific Standard Time

Printed: Friday, March 02, 2018 09:54:04 Pacific Standard Time

Name: 180228M1_79, Date: 01-Mar-2018, Time: 11:28:37, ID: 1800329-08 OF-RW08-EFF01-0218 0.12262,
Description: OF-RW08-EFF01-0218

	# Name	ID	Area	%Rec	Area Out
1	1 13C4-PFBA	1800329-08 OF-RW08-EFF01-0218 0.1...	5.24e3	59.3	NO
2	2 13C5-PFHxA	1800329-08 OF-RW08-EFF01-0218 0.1...	6.67e3	44.9	YES
3	3 13C3-PFHxS	1800329-08 OF-RW08-EFF01-0218 0.1...	2.18e3	65.2	NO
4	4 13C8-PFOA	1800329-08 OF-RW08-EFF01-0218 0.1...	5.64e3	44.0	YES
5	5 13C9-PFNA	1800329-08 OF-RW08-EFF01-0218 0.1...	6.48e3	54.3	NO
6	6 13C4-PFOS	1800329-08 OF-RW08-EFF01-0218 0.1...	2.37e3	64.6	NO
7	7 13C6-PFDA	1800329-08 OF-RW08-EFF01-0218 0.1...	6.58e3	44.8	YES
8	8 13C7-PFUDa	1800329-08 OF-RW08-EFF01-0218 0.1...	8.44e3	50.1	NO

Name: 180228M1_80, Date: 01-Mar-2018, Time: 11:40:04, ID: 1800329-09 OF-RW08-FB01-0218 0.12173,
Description: OF-RW08-FB01-0218

	# Name	ID	Area	%Rec	Area Out
1	1 13C4-PFBA	1800329-09 OF-RW08-FB01-0218 0.12...	7.39e3	83.6	NO
2	2 13C5-PFHxA	1800329-09 OF-RW08-FB01-0218 0.12...	8.46e3	56.9	NO
3	3 13C3-PFHxS	1800329-09 OF-RW08-FB01-0218 0.12...	2.45e3	73.2	NO
4	4 13C8-PFOA	1800329-09 OF-RW08-FB01-0218 0.12...	7.89e3	61.5	NO
5	5 13C9-PFNA	1800329-09 OF-RW08-FB01-0218 0.12...	7.66e3	64.3	NO
6	6 13C4-PFOS	1800329-09 OF-RW08-FB01-0218 0.12...	2.59e3	70.6	NO
7	7 13C6-PFDA	1800329-09 OF-RW08-FB01-0218 0.12...	8.19e3	55.8	NO
8	8 13C7-PFUDa	1800329-09 OF-RW08-FB01-0218 0.12...	9.59e3	56.9	NO

Name: 180228M1_81, Date: 01-Mar-2018, Time: 11:51:33, ID: 1800329-10 OF-RW63-INF01-0218 0.11237,
Description: OF-RW63-INF01-0218

	# Name	ID	Area	%Rec	Area Out
1	1 13C4-PFBA	1800329-10 OF-RW63-INF01-0218 0.1...	6.21e3	70.2	NO
2	2 13C5-PFHxA	1800329-10 OF-RW63-INF01-0218 0.1...	7.22e3	48.6	YES
3	3 13C3-PFHxS	1800329-10 OF-RW63-INF01-0218 0.1...	2.18e3	65.2	NO
4	4 13C8-PFOA	1800329-10 OF-RW63-INF01-0218 0.1...	7.07e3	55.1	NO
5	5 13C9-PFNA	1800329-10 OF-RW63-INF01-0218 0.1...	7.73e3	64.9	NO
6	6 13C4-PFOS	1800329-10 OF-RW63-INF01-0218 0.1...	2.59e3	70.4	NO
7	7 13C6-PFDA	1800329-10 OF-RW63-INF01-0218 0.1...	9.65e3	65.7	NO
8	8 13C7-PFUDa	1800329-10 OF-RW63-INF01-0218 0.1...	9.85e3	58.5	NO

Name: 180228M1_82, Date: 01-Mar-2018, Time: 12:03:02, ID: 1800329-11 OF-RW63-MID01-0218 0.11515,
Description: OF-RW63-MID01-0218

	# Name	ID	Area	%Rec	Area Out
1	1 13C4-PFBA	1800329-11 OF-RW63-MID01-0218 0.1...	6.37e3	72.1	NO
2	2 13C5-PFHxA	1800329-11 OF-RW63-MID01-0218 0.1...	6.87e3	46.2	YES
3	3 13C3-PFHxS	1800329-11 OF-RW63-MID01-0218 0.1...	2.82e3	84.3	NO
4	4 13C8-PFOA	1800329-11 OF-RW63-MID01-0218 0.1...	6.79e3	52.9	NO
5	5 13C9-PFNA	1800329-11 OF-RW63-MID01-0218 0.1...	8.27e3	69.4	NO
6	6 13C4-PFOS	1800329-11 OF-RW63-MID01-0218 0.1...	2.30e3	62.7	NO
7	7 13C6-PFDA	1800329-11 OF-RW63-MID01-0218 0.1...	9.55e3	65.0	NO
8	8 13C7-PFUDa	1800329-11 OF-RW63-MID01-0218 0.1...	1.08e4	64.3	NO

Dataset: Untitled

Last Altered: Friday, March 02, 2018 09:49:55 Pacific Standard Time

Printed: Friday, March 02, 2018 09:54:04 Pacific Standard Time

Name: 180228M1_83, Date: 01-Mar-2018, Time: 12:14:29, ID: 1800329-12 OF-RW63-EFF01-0218 0.12129, Description: OF-RW63-EFF01-0218

	# Name	ID	Area	%Rec	Area Out
1	1 13C4-PFBA	1800329-12 OF-RW63-EFF01-0218 0.1...	6.77e3	76.5	NO
2	2 13C5-PFHxA	1800329-12 OF-RW63-EFF01-0218 0.1...	8.77e3	59.0	NO
3	3 13C3-PFHxS	1800329-12 OF-RW63-EFF01-0218 0.1...	2.79e3	83.4	NO
4	4 13C8-PFOA	1800329-12 OF-RW63-EFF01-0218 0.1...	8.45e3	65.8	NO
5	5 13C9-PFNA	1800329-12 OF-RW63-EFF01-0218 0.1...	8.68e3	72.9	NO
6	6 13C4-PFOS	1800329-12 OF-RW63-EFF01-0218 0.1...	2.55e3	69.3	NO
7	7 13C6-PFDA	1800329-12 OF-RW63-EFF01-0218 0.1...	9.73e3	66.2	NO
8	8 13C7-PFUdA	1800329-12 OF-RW63-EFF01-0218 0.1...	1.15e4	68.0	NO

Name: 180228M1_84, Date: 01-Mar-2018, Time: 12:25:56, ID: 1800329-13 OF-RW63-FB01-0218 0.12066, Description: OF-RW63-FB01-0218

	# Name	ID	Area	%Rec	Area Out
1	1 13C4-PFBA	1800329-13 OF-RW63-FB01-0218 0.12...	8.17e3	92.4	NO
2	2 13C5-PFHxA	1800329-13 OF-RW63-FB01-0218 0.12...	1.03e4	69.3	NO
3	3 13C3-PFHxS	1800329-13 OF-RW63-FB01-0218 0.12...	2.61e3	77.9	NO
4	4 13C8-PFOA	1800329-13 OF-RW63-FB01-0218 0.12...	9.34e3	72.8	NO
5	5 13C9-PFNA	1800329-13 OF-RW63-FB01-0218 0.12...	8.46e3	71.0	NO
6	6 13C4-PFOS	1800329-13 OF-RW63-FB01-0218 0.12...	2.80e3	76.1	NO
7	7 13C6-PFDA	1800329-13 OF-RW63-FB01-0218 0.12...	1.17e4	79.9	NO
8	8 13C7-PFUdA	1800329-13 OF-RW63-FB01-0218 0.12...	1.35e4	80.3	NO

Name: 180228M1_85, Date: 01-Mar-2018, Time: 12:37:23, ID: IPA, Description: IPA

	# Name	ID	Area	%Rec	Area Out
1	1 13C4-PFBA	IPA			NO
2	2 13C5-PFHxA	IPA			NO
3	3 13C3-PFHxS	IPA			NO
4	4 13C8-PFOA	IPA			NO
5	5 13C9-PFNA	IPA			NO
6	6 13C4-PFOS	IPA			NO
7	7 13C6-PFDA	IPA			NO
8	8 13C7-PFUdA	IPA			NO

Name: 180228M1_86, Date: 01-Mar-2018, Time: 12:48:50, ID: ST180228M1-14 PFC CS3 18B2317, Description: PFC CS3 18B2317

	# Name	ID	Area	%Rec	Area Out
1	1 13C4-PFBA	ST180228M1-14 PFC CS3 18B2317	1.04e4	117.9	NO
2	2 13C5-PFHxA	ST180228M1-14 PFC CS3 18B2317	1.45e4	97.9	NO
3	3 13C3-PFHxS	ST180228M1-14 PFC CS3 18B2317	3.72e3	111.2	NO
4	4 13C8-PFOA	ST180228M1-14 PFC CS3 18B2317	1.27e4	98.7	NO
5	5 13C9-PFNA	ST180228M1-14 PFC CS3 18B2317	1.45e4	122.1	NO
6	6 13C4-PFOS	ST180228M1-14 PFC CS3 18B2317	3.94e3	107.3	NO
7	7 13C6-PFDA	ST180228M1-14 PFC CS3 18B2317	1.54e4	104.8	NO
8	8 13C7-PFUdA	ST180228M1-14 PFC CS3 18B2317	1.54e4	91.4	NO

Dataset: Untitled

Last Altered: Friday, March 02, 2018 09:49:55 Pacific Standard Time

Printed: Friday, March 02, 2018 09:54:04 Pacific Standard Time

Name: 180228M1_87, Date: 01-Mar-2018, Time: 13:00:20, ID: IPA, Description: IPA

	# Name	ID	Area	%Rec	Area Out
1	1 13C4-PFBA	IPA			NO
2	2 13C5-PFHxA	IPA			NO
3	3 13C3-PFHxS	IPA			NO
4	4 13C8-PFOA	IPA	5.56e0	0.0	YES
5	5 13C9-PFNA	IPA			NO
6	6 13C4-PFOS	IPA			NO
7	7 13C6-PFDA	IPA			NO
8	8 13C7-PFUDa	IPA			NO

Name: 180228M1_88, Date: 01-Mar-2018, Time: 13:11:49, ID: 1800329-14 OF-RW44-INF01-0218 0.11484, Description: OF-RW44-INF01-0218

	# Name	ID	Area	%Rec	Area Out
1	1 13C4-PFBA	1800329-14 OF-RW44-INF01-0218 0.1...	8.07e3	91.3	NO
2	2 13C5-PFHxA	1800329-14 OF-RW44-INF01-0218 0.1...	9.64e3	64.9	NO
3	3 13C3-PFHxS	1800329-14 OF-RW44-INF01-0218 0.1...	2.47e3	73.7	NO
4	4 13C8-PFOA	1800329-14 OF-RW44-INF01-0218 0.1...	9.10e3	70.9	NO
5	5 13C9-PFNA	1800329-14 OF-RW44-INF01-0218 0.1...	1.04e4	87.1	NO
6	6 13C4-PFOS	1800329-14 OF-RW44-INF01-0218 0.1...	2.60e3	70.7	NO
7	7 13C6-PFDA	1800329-14 OF-RW44-INF01-0218 0.1...	1.07e4	72.7	NO
8	8 13C7-PFUDa	1800329-14 OF-RW44-INF01-0218 0.1...	1.24e4	73.9	NO

Name: 180228M1_89, Date: 01-Mar-2018, Time: 13:23:18, ID: 1800329-15 OF-RW44-MID01-0218 0.12094, Description: OF-RW44-MID01-0218

	# Name	ID	Area	%Rec	Area Out
1	1 13C4-PFBA	1800329-15 OF-RW44-MID01-0218 0.1...	6.92e3	78.3	NO
2	2 13C5-PFHxA	1800329-15 OF-RW44-MID01-0218 0.1...	8.64e3	58.1	NO
3	3 13C3-PFHxS	1800329-15 OF-RW44-MID01-0218 0.1...	2.40e3	71.8	NO
4	4 13C8-PFOA	1800329-15 OF-RW44-MID01-0218 0.1...	7.97e3	62.1	NO
5	5 13C9-PFNA	1800329-15 OF-RW44-MID01-0218 0.1...	8.61e3	72.3	NO
6	6 13C4-PFOS	1800329-15 OF-RW44-MID01-0218 0.1...	2.08e3	56.6	NO
7	7 13C6-PFDA	1800329-15 OF-RW44-MID01-0218 0.1...	9.13e3	62.2	NO
8	8 13C7-PFUDa	1800329-15 OF-RW44-MID01-0218 0.1...	1.11e4	66.2	NO

Name: 180228M1_90, Date: 01-Mar-2018, Time: 13:34:48, ID: 1800329-16 OF-RW44-EFF01-0218 0.11743, Description: OF-RW44-EFF01-0218

	# Name	ID	Area	%Rec	Area Out
1	1 13C4-PFBA	1800329-16 OF-RW44-EFF01-0218 0.1...	7.34e3	83.0	NO
2	2 13C5-PFHxA	1800329-16 OF-RW44-EFF01-0218 0.1...	8.55e3	57.5	NO
3	3 13C3-PFHxS	1800329-16 OF-RW44-EFF01-0218 0.1...	2.17e3	65.0	NO
4	4 13C8-PFOA	1800329-16 OF-RW44-EFF01-0218 0.1...	7.93e3	61.8	NO
5	5 13C9-PFNA	1800329-16 OF-RW44-EFF01-0218 0.1...	8.67e3	72.8	NO
6	6 13C4-PFOS	1800329-16 OF-RW44-EFF01-0218 0.1...	2.46e3	67.0	NO
7	7 13C6-PFDA	1800329-16 OF-RW44-EFF01-0218 0.1...	9.09e3	61.9	NO
8	8 13C7-PFUDa	1800329-16 OF-RW44-EFF01-0218 0.1...	9.58e3	56.9	NO

Dataset: Untitled

Last Altered: Friday, March 02, 2018 09:49:55 Pacific Standard Time

Printed: Friday, March 02, 2018 09:54:04 Pacific Standard Time

Name: 180228M1_91, Date: 01-Mar-2018, Time: 13:46:17, ID: 1800329-17 OF-RW44-FB01-0218 0.12155, Description: OF-RW44-FB01-0218

	# Name	ID	Area	%Rec	Area Out
1	1 13C4-PFBA	1800329-17 OF-RW44-FB01-0218 0.12...	7.46e3	84.3	NO
2	2 13C5-PFHxA	1800329-17 OF-RW44-FB01-0218 0.12...	9.27e3	62.3	NO
3	3 13C3-PFHxS	1800329-17 OF-RW44-FB01-0218 0.12...	2.36e3	70.5	NO
4	4 13C8-PFOA	1800329-17 OF-RW44-FB01-0218 0.12...	7.99e3	62.2	NO
5	5 13C9-PFNA	1800329-17 OF-RW44-FB01-0218 0.12...	9.56e3	80.2	NO
6	6 13C4-PFOS	1800329-17 OF-RW44-FB01-0218 0.12...	2.50e3	68.2	NO
7	7 13C6-PFDA	1800329-17 OF-RW44-FB01-0218 0.12...	9.97e3	67.8	NO
8	8 13C7-PFUdA	1800329-17 OF-RW44-FB01-0218 0.12...	1.10e4	65.2	NO

Name: 180228M1_92, Date: 01-Mar-2018, Time: 13:57:47, ID: 1800329-18 OF-RW42B-INF01-0218 0.11569, Description: OF-RW42B-INF01-0218

	# Name	ID	Area	%Rec	Area Out
1	1 13C4-PFBA	1800329-18 OF-RW42B-INF01-0218 0....	7.84e3	88.7	NO
2	2 13C5-PFHxA	1800329-18 OF-RW42B-INF01-0218 0....	8.76e3	58.9	NO
3	3 13C3-PFHxS	1800329-18 OF-RW42B-INF01-0218 0....	2.09e3	62.4	NO
4	4 13C8-PFOA	1800329-18 OF-RW42B-INF01-0218 0....	8.68e3	67.6	NO
5	5 13C9-PFNA	1800329-18 OF-RW42B-INF01-0218 0....	8.94e3	75.0	NO
6	6 13C4-PFOS	1800329-18 OF-RW42B-INF01-0218 0....	2.06e3	56.1	NO
7	7 13C6-PFDA	1800329-18 OF-RW42B-INF01-0218 0....	1.05e4	71.3	NO
8	8 13C7-PFUdA	1800329-18 OF-RW42B-INF01-0218 0....	1.16e4	68.9	NO

Name: 180228M1_93, Date: 01-Mar-2018, Time: 14:09:16, ID: B8B0122-BS1 OPR 0.125, Description: OPR

	# Name	ID	Area	%Rec	Area Out
1	1 13C4-PFBA	B8B0122-BS1 OPR 0.125	6.20e3	70.1	NO
2	2 13C5-PFHxA	B8B0122-BS1 OPR 0.125	8.03e3	54.0	NO
3	3 13C3-PFHxS	B8B0122-BS1 OPR 0.125	2.23e3	66.7	NO
4	4 13C8-PFOA	B8B0122-BS1 OPR 0.125	9.01e3	70.2	NO
5	5 13C9-PFNA	B8B0122-BS1 OPR 0.125	8.85e3	74.3	NO
6	6 13C4-PFOS	B8B0122-BS1 OPR 0.125	2.11e3	57.4	NO
7	7 13C6-PFDA	B8B0122-BS1 OPR 0.125	7.95e3	54.1	NO
8	8 13C7-PFUdA	B8B0122-BS1 OPR 0.125	1.15e4	68.1	NO

Name: 180228M1_94, Date: 01-Mar-2018, Time: 14:20:46, ID: B8B0122-BSD1 LCSD 0.125, Description: LCSD

	# Name	ID	Area	%Rec	Area Out
1	1 13C4-PFBA	B8B0122-BSD1 LCSD 0.125	5.24e3	59.3	NO
2	2 13C5-PFHxA	B8B0122-BSD1 LCSD 0.125	6.85e3	46.1	YES
3	3 13C3-PFHxS	B8B0122-BSD1 LCSD 0.125	2.53e3	75.6	NO
4	4 13C8-PFOA	B8B0122-BSD1 LCSD 0.125	5.25e3	40.9	YES
5	5 13C9-PFNA	B8B0122-BSD1 LCSD 0.125	8.25e3	69.2	NO
6	6 13C4-PFOS	B8B0122-BSD1 LCSD 0.125	2.56e3	69.7	NO
7	7 13C6-PFDA	B8B0122-BSD1 LCSD 0.125	7.49e3	51.0	NO
8	8 13C7-PFUdA	B8B0122-BSD1 LCSD 0.125	1.13e4	66.9	NO

Dataset: Untitled

Last Altered: Friday, March 02, 2018 09:49:55 Pacific Standard Time

Printed: Friday, March 02, 2018 09:54:04 Pacific Standard Time

Name: 180228M1_95, Date: 01-Mar-2018, Time: 14:32:16, ID: B8B0122-BLK1 Method Blank 0.125, Description: Method Blank

	# Name	ID	Area	%Rec	Area Out
1	1 13C4-PFBA	B8B0122-BLK1 Method Blank 0.125	6.94e3	78.5	NO
2	2 13C5-PFHxA	B8B0122-BLK1 Method Blank 0.125	8.41e3	56.6	NO
3	3 13C3-PFHxS	B8B0122-BLK1 Method Blank 0.125	2.65e3	79.1	NO
4	4 13C8-PFOA	B8B0122-BLK1 Method Blank 0.125	7.12e3	55.5	NO
5	5 13C9-PFNA	B8B0122-BLK1 Method Blank 0.125	8.93e3	74.9	NO
6	6 13C4-PFOS	B8B0122-BLK1 Method Blank 0.125	2.58e3	70.3	NO
7	7 13C6-PFDA	B8B0122-BLK1 Method Blank 0.125	9.49e3	64.6	NO
8	8 13C7-PFUdA	B8B0122-BLK1 Method Blank 0.125	1.27e4	75.2	NO

Name: 180228M1_96, Date: 01-Mar-2018, Time: 14:43:45, ID: 1800323-01 OF-RW83-0218 0.11418, Description: OF-RW83-0218

	# Name	ID	Area	%Rec	Area Out
1	1 13C4-PFBA	1800323-01 OF-RW83-0218 0.11418	3.40e3	38.5	YES
2	2 13C5-PFHxA	1800323-01 OF-RW83-0218 0.11418	5.46e3	36.7	YES
3	3 13C3-PFHxS	1800323-01 OF-RW83-0218 0.11418	2.39e3	71.4	NO
4	4 13C8-PFOA	1800323-01 OF-RW83-0218 0.11418	5.78e3	45.1	YES
5	5 13C9-PFNA	1800323-01 OF-RW83-0218 0.11418	6.94e3	58.2	NO
6	6 13C4-PFOS	1800323-01 OF-RW83-0218 0.11418	2.83e3	77.1	NO
7	7 13C6-PFDA	1800323-01 OF-RW83-0218 0.11418	7.38e3	50.2	NO
8	8 13C7-PFUdA	1800323-01 OF-RW83-0218 0.11418	9.14e3	54.2	NO

Name: 180228M1_97, Date: 01-Mar-2018, Time: 14:55:15, ID: 1800323-02 OF-FB83-0218 0.11591, Description: OF-FB83-0218

	# Name	ID	Area	%Rec	Area Out
1	1 13C4-PFBA	1800323-02 OF-FB83-0218 0.11591	6.79e3	76.8	NO
2	2 13C5-PFHxA	1800323-02 OF-FB83-0218 0.11591	8.39e3	56.4	NO
3	3 13C3-PFHxS	1800323-02 OF-FB83-0218 0.11591	2.84e3	84.9	NO
4	4 13C8-PFOA	1800323-02 OF-FB83-0218 0.11591	9.15e3	71.3	NO
5	5 13C9-PFNA	1800323-02 OF-FB83-0218 0.11591	8.53e3	71.6	NO
6	6 13C4-PFOS	1800323-02 OF-FB83-0218 0.11591	2.73e3	74.2	NO
7	7 13C6-PFDA	1800323-02 OF-FB83-0218 0.11591	1.09e4	73.9	NO
8	8 13C7-PFUdA	1800323-02 OF-FB83-0218 0.11591	1.07e4	63.7	NO

Name: 180228M1_98, Date: 01-Mar-2018, Time: 15:06:44, ID: 1800323-03 OF-RW38-0218 0.11407, Description: OF-RW38-0218

	# Name	ID	Area	%Rec	Area Out
1	1 13C4-PFBA	1800323-03 OF-RW38-0218 0.11407	6.97e3	78.9	NO
2	2 13C5-PFHxA	1800323-03 OF-RW38-0218 0.11407	8.89e3	59.8	NO
3	3 13C3-PFHxS	1800323-03 OF-RW38-0218 0.11407	2.75e3	82.3	NO
4	4 13C8-PFOA	1800323-03 OF-RW38-0218 0.11407	8.27e3	64.4	NO
5	5 13C9-PFNA	1800323-03 OF-RW38-0218 0.11407	9.67e3	81.1	NO
6	6 13C4-PFOS	1800323-03 OF-RW38-0218 0.11407	2.95e3	80.2	NO
7	7 13C6-PFDA	1800323-03 OF-RW38-0218 0.11407	1.01e4	68.4	NO
8	8 13C7-PFUdA	1800323-03 OF-RW38-0218 0.11407	1.17e4	69.7	NO

Dataset: Untitled

Last Altered: Friday, March 02, 2018 09:49:55 Pacific Standard Time

Printed: Friday, March 02, 2018 09:54:04 Pacific Standard Time

Name: 180228M1_99, Date: 01-Mar-2018, Time: 15:18:14, ID: 1800323-04 OF-FB38-0218 0.11688, Description: OF-FB38-0218

	# Name	ID	Area	%Rec	Area Out
1	1 13C4-PFBA	1800323-04 OF-FB38-0218 0.11688	6.56e3	74.2	NO
2	2 13C5-PFHxA	1800323-04 OF-FB38-0218 0.11688	8.22e3	55.3	NO
3	3 13C3-PFHxS	1800323-04 OF-FB38-0218 0.11688	2.54e3	76.0	NO
4	4 13C8-PFOA	1800323-04 OF-FB38-0218 0.11688	8.22e3	64.1	NO
5	5 13C9-PFNA	1800323-04 OF-FB38-0218 0.11688	8.43e3	70.7	NO
6	6 13C4-PFOS	1800323-04 OF-FB38-0218 0.11688	2.49e3	67.7	NO
7	7 13C6-PFDA	1800323-04 OF-FB38-0218 0.11688	1.10e4	74.6	NO
8	8 13C7-PFUDa	1800323-04 OF-FB38-0218 0.11688	1.29e4	76.3	NO

Name: 180228M1_100, Date: 01-Mar-2018, Time: 15:29:43, ID: 1800323-05 OF-RW43-0218 0.1084, Description: OF-RW43-0218

	# Name	ID	Area	%Rec	Area Out
1	1 13C4-PFBA	1800323-05 OF-RW43-0218 0.1084	8.45e3	95.6	NO
2	2 13C5-PFHxA	1800323-05 OF-RW43-0218 0.1084	1.09e4	73.0	NO
3	3 13C3-PFHxS	1800323-05 OF-RW43-0218 0.1084	2.63e3	78.6	NO
4	4 13C8-PFOA	1800323-05 OF-RW43-0218 0.1084	9.38e3	73.1	NO
5	5 13C9-PFNA	1800323-05 OF-RW43-0218 0.1084	1.05e4	87.9	NO
6	6 13C4-PFOS	1800323-05 OF-RW43-0218 0.1084	2.88e3	78.4	NO
7	7 13C6-PFDA	1800323-05 OF-RW43-0218 0.1084	9.22e3	62.7	NO
8	8 13C7-PFUDa	1800323-05 OF-RW43-0218 0.1084	1.26e4	74.6	NO

Name: 180228M1_101, Date: 01-Mar-2018, Time: 15:41:13, ID: 1800323-06 OF-FB43-0218 0.10942, Description: OF-FB43-0218

	# Name	ID	Area	%Rec	Area Out
1	1 13C4-PFBA	1800323-06 OF-FB43-0218 0.10942	6.98e3	78.9	NO
2	2 13C5-PFHxA	1800323-06 OF-FB43-0218 0.10942	9.84e3	66.2	NO
3	3 13C3-PFHxS	1800323-06 OF-FB43-0218 0.10942	2.59e3	77.3	NO
4	4 13C8-PFOA	1800323-06 OF-FB43-0218 0.10942	9.41e3	73.3	NO
5	5 13C9-PFNA	1800323-06 OF-FB43-0218 0.10942	8.82e3	74.0	NO
6	6 13C4-PFOS	1800323-06 OF-FB43-0218 0.10942	2.82e3	76.9	NO
7	7 13C6-PFDA	1800323-06 OF-FB43-0218 0.10942	1.04e4	70.9	NO
8	8 13C7-PFUDa	1800323-06 OF-FB43-0218 0.10942	1.35e4	80.3	NO

Name: 180228M1_102, Date: 01-Mar-2018, Time: 15:52:43, ID: 1800323-07 OF-RW08-0218 0.11646, Description: OF-RW08-0218

	# Name	ID	Area	%Rec	Area Out
1	1 13C4-PFBA	1800323-07 OF-RW08-0218 0.11646	3.68e3	41.6	YES
2	2 13C5-PFHxA	1800323-07 OF-RW08-0218 0.11646	4.04e3	27.2	YES
3	3 13C3-PFHxS	1800323-07 OF-RW08-0218 0.11646	2.68e3	80.1	NO
4	4 13C8-PFOA	1800323-07 OF-RW08-0218 0.11646	3.09e3	24.0	YES
5	5 13C9-PFNA	1800323-07 OF-RW08-0218 0.11646	4.07e3	34.1	YES
6	6 13C4-PFOS	1800323-07 OF-RW08-0218 0.11646	2.88e3	78.3	NO
7	7 13C6-PFDA	1800323-07 OF-RW08-0218 0.11646	5.30e3	36.1	YES
8	8 13C7-PFUDa	1800323-07 OF-RW08-0218 0.11646	6.68e3	39.7	YES

Dataset: Untitled

Last Altered: Friday, March 02, 2018 09:49:55 Pacific Standard Time

Printed: Friday, March 02, 2018 09:54:04 Pacific Standard Time

Name: 180228M1_103, Date: 01-Mar-2018, Time: 16:04:11, ID: 1800323-08 OF-FB08-0218 0.11707, Description: OF-FB08-0218

	# Name	ID	Area	%Rec	Area Out
1	1 13C4-PFBA	1800323-08 OF-FB08-0218 0.11707	7.02e3	79.4	NO
2	2 13C5-PFHxA	1800323-08 OF-FB08-0218 0.11707	8.26e3	55.6	NO
3	3 13C3-PFHxS	1800323-08 OF-FB08-0218 0.11707	2.54e3	75.8	NO
4	4 13C8-PFOA	1800323-08 OF-FB08-0218 0.11707	8.45e3	65.8	NO
5	5 13C9-PFNA	1800323-08 OF-FB08-0218 0.11707	8.81e3	73.9	NO
6	6 13C4-PFOS	1800323-08 OF-FB08-0218 0.11707	2.55e3	69.4	NO
7	7 13C6-PFDA	1800323-08 OF-FB08-0218 0.11707	9.91e3	67.4	NO
8	8 13C7-PFUDa	1800323-08 OF-FB08-0218 0.11707	1.10e4	65.3	NO

Name: 180228M1_104, Date: 01-Mar-2018, Time: 16:15:38, ID: 1800323-09 OF-RW16-0218 0.11565, Description: OF-RW16-0218

	# Name	ID	Area	%Rec	Area Out
1	1 13C4-PFBA	1800323-09 OF-RW16-0218 0.11565	8.22e3	93.0	NO
2	2 13C5-PFHxA	1800323-09 OF-RW16-0218 0.11565	9.52e3	64.0	NO
3	3 13C3-PFHxS	1800323-09 OF-RW16-0218 0.11565	2.63e3	78.6	NO
4	4 13C8-PFOA	1800323-09 OF-RW16-0218 0.11565	8.82e3	68.7	NO
5	5 13C9-PFNA	1800323-09 OF-RW16-0218 0.11565	1.09e4	91.3	NO
6	6 13C4-PFOS	1800323-09 OF-RW16-0218 0.11565	2.96e3	80.7	NO
7	7 13C6-PFDA	1800323-09 OF-RW16-0218 0.11565	9.47e3	64.5	NO
8	8 13C7-PFUDa	1800323-09 OF-RW16-0218 0.11565	1.02e4	60.4	NO

Name: 180228M1_105, Date: 01-Mar-2018, Time: 16:27:08, ID: 1800323-10 OF-FB16-0218 0.11729, Description: OF-FB16-0218

	# Name	ID	Area	%Rec	Area Out
1	1 13C4-PFBA	1800323-10 OF-FB16-0218 0.11729	7.65e3	86.5	NO
2	2 13C5-PFHxA	1800323-10 OF-FB16-0218 0.11729	9.32e3	62.7	NO
3	3 13C3-PFHxS	1800323-10 OF-FB16-0218 0.11729	2.81e3	83.9	NO
4	4 13C8-PFOA	1800323-10 OF-FB16-0218 0.11729	9.19e3	71.7	NO
5	5 13C9-PFNA	1800323-10 OF-FB16-0218 0.11729	1.06e4	88.7	NO
6	6 13C4-PFOS	1800323-10 OF-FB16-0218 0.11729	2.95e3	80.1	NO
7	7 13C6-PFDA	1800323-10 OF-FB16-0218 0.11729	8.94e3	60.8	NO
8	8 13C7-PFUDa	1800323-10 OF-FB16-0218 0.11729	1.09e4	64.9	NO

Name: 180228M1_106, Date: 01-Mar-2018, Time: 16:38:35, ID: 1800324-01 OF-RW63-0218 0.11462, Description: OF-RW63-0218

	# Name	ID	Area	%Rec	Area Out
1	1 13C4-PFBA	1800324-01 OF-RW63-0218 0.11462	3.31e3	37.4	YES
2	2 13C5-PFHxA	1800324-01 OF-RW63-0218 0.11462	3.92e3	26.4	YES
3	3 13C3-PFHxS	1800324-01 OF-RW63-0218 0.11462	3.25e3	97.1	NO
4	4 13C8-PFOA	1800324-01 OF-RW63-0218 0.11462	4.60e3	35.8	YES
5	5 13C9-PFNA	1800324-01 OF-RW63-0218 0.11462	5.65e3	47.4	YES
6	6 13C4-PFOS	1800324-01 OF-RW63-0218 0.11462	3.62e3	98.5	NO
7	7 13C6-PFDA	1800324-01 OF-RW63-0218 0.11462	5.65e3	38.4	YES
8	8 13C7-PFUDa	1800324-01 OF-RW63-0218 0.11462	9.43e3	56.0	NO

Dataset: Untitled

Last Altered: Friday, March 02, 2018 09:49:55 Pacific Standard Time

Printed: Friday, March 02, 2018 09:54:04 Pacific Standard Time

Name: 180228M1_107, Date: 01-Mar-2018, Time: 16:50:02, ID: 1800324-02 OF-FB63-0218 0.11622, Description: OF-FB63-0218

	# Name	ID	Area	%Rec	Area Out
1	1 13C4-PFBA	1800324-02 OF-FB63-0218 0.11622	7.37e3	83.4	NO
2	2 13C5-PFHxA	1800324-02 OF-FB63-0218 0.11622	9.55e3	64.3	NO
3	3 13C3-PFHxS	1800324-02 OF-FB63-0218 0.11622	2.79e3	83.2	NO
4	4 13C8-PFOA	1800324-02 OF-FB63-0218 0.11622	8.25e3	64.3	NO
5	5 13C9-PFNA	1800324-02 OF-FB63-0218 0.11622	8.29e3	69.6	NO
6	6 13C4-PFOS	1800324-02 OF-FB63-0218 0.11622	2.67e3	72.6	NO
7	7 13C6-PFDA	1800324-02 OF-FB63-0218 0.11622	7.58e3	51.6	NO
8	8 13C7-PFUdA	1800324-02 OF-FB63-0218 0.11622	1.15e4	68.3	NO

Name: 180228M1_108, Date: 01-Mar-2018, Time: 17:01:29, ID: IPA, Description: IPA

	# Name	ID	Area	%Rec	Area Out
1	1 13C4-PFBA	IPA			NO
2	2 13C5-PFHxA	IPA			NO
3	3 13C3-PFHxS	IPA			NO
4	4 13C8-PFOA	IPA			NO
5	5 13C9-PFNA	IPA			NO
6	6 13C4-PFOS	IPA			NO
7	7 13C6-PFDA	IPA			NO
8	8 13C7-PFUdA	IPA			NO

Name: 180228M1_109, Date: 01-Mar-2018, Time: 17:12:55, ID: ST180228M1-15 PFC CS3 18B2317, Description: PFC CS3 18B2317

	# Name	ID	Area	%Rec	Area Out
1	1 13C4-PFBA	ST180228M1-15 PFC CS3 18B2317	1.32e4	149.8	NO
2	2 13C5-PFHxA	ST180228M1-15 PFC CS3 18B2317	1.57e4	105.7	NO
3	3 13C3-PFHxS	ST180228M1-15 PFC CS3 18B2317	3.87e3	115.6	NO
4	4 13C8-PFOA	ST180228M1-15 PFC CS3 18B2317	1.47e4	114.7	NO
5	5 13C9-PFNA	ST180228M1-15 PFC CS3 18B2317	1.40e4	117.5	NO
6	6 13C4-PFOS	ST180228M1-15 PFC CS3 18B2317	3.99e3	108.5	NO
7	7 13C6-PFDA	ST180228M1-15 PFC CS3 18B2317	1.42e4	96.7	NO
8	8 13C7-PFUdA	ST180228M1-15 PFC CS3 18B2317	1.75e4	104.1	NO

Name: 180228M1_110, Date: 01-Mar-2018, Time: 17:24:22, ID: IPA, Description: IPA

	# Name	ID	Area	%Rec	Area Out
1	1 13C4-PFBA	IPA			NO
2	2 13C5-PFHxA	IPA			NO
3	3 13C3-PFHxS	IPA			NO
4	4 13C8-PFOA	IPA			NO
5	5 13C9-PFNA	IPA			NO
6	6 13C4-PFOS	IPA			NO
7	7 13C6-PFDA	IPA			NO
8	8 13C7-PFUdA	IPA			NO

Dataset: Untitled

Last Altered: Friday, March 02, 2018 09:49:55 Pacific Standard Time

Printed: Friday, March 02, 2018 09:54:04 Pacific Standard Time

Name: 180228M1_111, Date: 01-Mar-2018, Time: 17:35:51, ID: 1800324-03 OF-RW23-0218 0.11311, Description: OF-RW23-0218

	# Name	ID	Area	%Rec	Area Out
1	1 13C4-PFBA	1800324-03 OF-RW23-0218 0.11311	7.77e3	87.9	NO
2	2 13C5-PFHxA	1800324-03 OF-RW23-0218 0.11311	9.53e3	64.1	NO
3	3 13C3-PFHxS	1800324-03 OF-RW23-0218 0.11311	2.96e3	88.4	NO
4	4 13C8-PFOA	1800324-03 OF-RW23-0218 0.11311	8.84e3	68.9	NO
5	5 13C9-PFNA	1800324-03 OF-RW23-0218 0.11311	1.06e4	89.1	NO
6	6 13C4-PFOS	1800324-03 OF-RW23-0218 0.11311	2.93e3	79.7	NO
7	7 13C6-PFDA	1800324-03 OF-RW23-0218 0.11311	9.93e3	67.6	NO
8	8 13C7-PFUDa	1800324-03 OF-RW23-0218 0.11311	1.11e4	65.8	NO

Name: 180228M1_112, Date: 01-Mar-2018, Time: 17:47:22, ID: 1800324-04 OF-FB23-0218 0.11692, Description: OF-FB23-0218

	# Name	ID	Area	%Rec	Area Out
1	1 13C4-PFBA	1800324-04 OF-FB23-0218 0.11692	7.30e3	82.6	NO
2	2 13C5-PFHxA	1800324-04 OF-FB23-0218 0.11692	1.06e4	71.0	NO
3	3 13C3-PFHxS	1800324-04 OF-FB23-0218 0.11692	3.14e3	93.8	NO
4	4 13C8-PFOA	1800324-04 OF-FB23-0218 0.11692	1.05e4	81.6	NO
5	5 13C9-PFNA	1800324-04 OF-FB23-0218 0.11692	1.06e4	88.9	NO
6	6 13C4-PFOS	1800324-04 OF-FB23-0218 0.11692	3.37e3	91.6	NO
7	7 13C6-PFDA	1800324-04 OF-FB23-0218 0.11692	1.16e4	78.8	NO
8	8 13C7-PFUDa	1800324-04 OF-FB23-0218 0.11692	1.48e4	87.9	NO

Name: 180228M1_113, Date: 01-Mar-2018, Time: 17:58:51, ID: 1800324-05 OF-RW28-0218 0.11227, Description: OF-RW28-0218

	# Name	ID	Area	%Rec	Area Out
1	1 13C4-PFBA	1800324-05 OF-RW28-0218 0.11227	8.02e3	90.7	NO
2	2 13C5-PFHxA	1800324-05 OF-RW28-0218 0.11227	9.90e3	66.6	NO
3	3 13C3-PFHxS	1800324-05 OF-RW28-0218 0.11227	3.24e3	96.9	NO
4	4 13C8-PFOA	1800324-05 OF-RW28-0218 0.11227	7.98e3	62.2	NO
5	5 13C9-PFNA	1800324-05 OF-RW28-0218 0.11227	1.04e4	86.9	NO
6	6 13C4-PFOS	1800324-05 OF-RW28-0218 0.11227	3.12e3	85.0	NO
7	7 13C6-PFDA	1800324-05 OF-RW28-0218 0.11227	1.09e4	74.0	NO
8	8 13C7-PFUDa	1800324-05 OF-RW28-0218 0.11227	1.31e4	77.9	NO

Name: 180228M1_114, Date: 01-Mar-2018, Time: 18:10:21, ID: 1800324-06 OF-FB28-0218 0.11581, Description: OF-FB28-0218

	# Name	ID	Area	%Rec	Area Out
1	1 13C4-PFBA	1800324-06 OF-FB28-0218 0.11581	7.63e3	86.4	NO
2	2 13C5-PFHxA	1800324-06 OF-FB28-0218 0.11581	8.86e3	59.6	NO
3	3 13C3-PFHxS	1800324-06 OF-FB28-0218 0.11581	3.17e3	94.7	NO
4	4 13C8-PFOA	1800324-06 OF-FB28-0218 0.11581	8.71e3	67.9	NO
5	5 13C9-PFNA	1800324-06 OF-FB28-0218 0.11581	9.05e3	75.9	NO
6	6 13C4-PFOS	1800324-06 OF-FB28-0218 0.11581	3.57e3	97.2	NO
7	7 13C6-PFDA	1800324-06 OF-FB28-0218 0.11581	1.12e4	76.2	NO
8	8 13C7-PFUDa	1800324-06 OF-FB28-0218 0.11581	1.19e4	70.6	NO

Dataset: Untitled

Last Altered: Friday, March 02, 2018 09:49:55 Pacific Standard Time

Printed: Friday, March 02, 2018 09:54:04 Pacific Standard Time

Name: 180228M1_115, Date: 01-Mar-2018, Time: 18:21:50, ID: 1800324-07 OF-RW60-0218 0.11223, Description: OF-RW60-0218

	# Name	ID	Area	%Rec	Area Out
1	1 13C4-PFBA	1800324-07 OF-RW60-0218 0.11223	3.38e3	38.2	YES
2	2 13C5-PFHxA	1800324-07 OF-RW60-0218 0.11223	4.39e3	29.6	YES
3	3 13C3-PFHxS	1800324-07 OF-RW60-0218 0.11223	2.63e3	78.7	NO
4	4 13C8-PFOA	1800324-07 OF-RW60-0218 0.11223	5.00e3	38.9	YES
5	5 13C9-PFNA	1800324-07 OF-RW60-0218 0.11223	6.36e3	53.4	NO
6	6 13C4-PFOS	1800324-07 OF-RW60-0218 0.11223	2.97e3	80.7	NO
7	7 13C6-PFDA	1800324-07 OF-RW60-0218 0.11223	7.27e3	49.5	YES
8	8 13C7-PFUdA	1800324-07 OF-RW60-0218 0.11223	9.94e3	59.0	NO

Name: 180228M1_116, Date: 01-Mar-2018, Time: 18:33:20, ID: 1800324-08 OF-RW60P-0218 0.11541, Description: OF-RW60P-0218

	# Name	ID	Area	%Rec	Area Out
1	1 13C4-PFBA	1800324-08 OF-RW60P-0218 0.11541	7.30e3	82.6	NO
2	2 13C5-PFHxA	1800324-08 OF-RW60P-0218 0.11541	8.64e3	58.1	NO
3	3 13C3-PFHxS	1800324-08 OF-RW60P-0218 0.11541	2.78e3	83.2	NO
4	4 13C8-PFOA	1800324-08 OF-RW60P-0218 0.11541	8.59e3	66.9	NO
5	5 13C9-PFNA	1800324-08 OF-RW60P-0218 0.11541	9.85e3	82.7	NO
6	6 13C4-PFOS	1800324-08 OF-RW60P-0218 0.11541	3.15e3	85.8	NO
7	7 13C6-PFDA	1800324-08 OF-RW60P-0218 0.11541	1.02e4	69.3	NO
8	8 13C7-PFUdA	1800324-08 OF-RW60P-0218 0.11541	9.76e3	57.9	NO

Name: 180228M1_117, Date: 01-Mar-2018, Time: 18:44:47, ID: 1800324-09 OF-FB60-0218 0.11817, Description: OF-FB60-0218

	# Name	ID	Area	%Rec	Area Out
1	1 13C4-PFBA	1800324-09 OF-FB60-0218 0.11817	7.17e3	81.1	NO
2	2 13C5-PFHxA	1800324-09 OF-FB60-0218 0.11817	1.09e4	73.2	NO
3	3 13C3-PFHxS	1800324-09 OF-FB60-0218 0.11817	2.89e3	86.3	NO
4	4 13C8-PFOA	1800324-09 OF-FB60-0218 0.11817	8.42e3	65.6	NO
5	5 13C9-PFNA	1800324-09 OF-FB60-0218 0.11817	1.03e4	86.7	NO
6	6 13C4-PFOS	1800324-09 OF-FB60-0218 0.11817	2.90e3	79.0	NO
7	7 13C6-PFDA	1800324-09 OF-FB60-0218 0.11817	1.20e4	81.4	NO
8	8 13C7-PFUdA	1800324-09 OF-FB60-0218 0.11817	1.40e4	83.3	NO

Name: 180228M1_118, Date: 01-Mar-2018, Time: 18:56:13, ID: 1800324-10 OF-RW42C-0218 0.11358, Description: OF-RW42C-0218

	# Name	ID	Area	%Rec	Area Out
1	1 13C4-PFBA	1800324-10 OF-RW42C-0218 0.11358	4.83e3	54.6	NO
2	2 13C5-PFHxA	1800324-10 OF-RW42C-0218 0.11358	6.48e3	43.6	YES
3	3 13C3-PFHxS	1800324-10 OF-RW42C-0218 0.11358	2.51e3	74.9	NO
4	4 13C8-PFOA	1800324-10 OF-RW42C-0218 0.11358	6.97e3	54.3	NO
5	5 13C9-PFNA	1800324-10 OF-RW42C-0218 0.11358	7.79e3	65.4	NO
6	6 13C4-PFOS	1800324-10 OF-RW42C-0218 0.11358	2.57e3	70.0	NO
7	7 13C6-PFDA	1800324-10 OF-RW42C-0218 0.11358	8.37e3	56.9	NO
8	8 13C7-PFUdA	1800324-10 OF-RW42C-0218 0.11358	1.15e4	68.0	NO

Dataset: Untitled

Last Altered: Friday, March 02, 2018 09:49:55 Pacific Standard Time

Printed: Friday, March 02, 2018 09:54:04 Pacific Standard Time

Name: 180228M1_119, Date: 01-Mar-2018, Time: 19:07:40, ID: B8B0068-BS1 OPR 0.25, Description: OPR

#	Name	ID	Area	%Rec	Area Out
1	1 13C4-PFBA	B8B0068-BS1 OPR 0.25	7.80e3	88.2	NO
2	2 13C5-PFHxA	B8B0068-BS1 OPR 0.25	8.83e3	59.4	NO
3	3 13C3-PFHxS	B8B0068-BS1 OPR 0.25	2.31e3	69.0	NO
4	4 13C8-PFOA	B8B0068-BS1 OPR 0.25	7.52e3	58.6	NO
5	5 13C9-PFNA	B8B0068-BS1 OPR 0.25	9.15e3	76.8	NO
6	6 13C4-PFOS	B8B0068-BS1 OPR 0.25	2.21e3	60.2	NO
7	7 13C6-PFDA	B8B0068-BS1 OPR 0.25	8.63e3	58.8	NO
8	8 13C7-PFUDa	B8B0068-BS1 OPR 0.25	9.47e3	56.2	NO

Name: 180228M1_120, Date: 01-Mar-2018, Time: 19:19:07, ID: B8B0068-BLK1 Method Blank 0.25, Description: Method Blank

#	Name	ID	Area	%Rec	Area Out
1	1 13C4-PFBA	B8B0068-BLK1 Method Blank 0.25	7.46e3	84.4	NO
2	2 13C5-PFHxA	B8B0068-BLK1 Method Blank 0.25	9.05e3	60.9	NO
3	3 13C3-PFHxS	B8B0068-BLK1 Method Blank 0.25	2.12e3	63.4	NO
4	4 13C8-PFOA	B8B0068-BLK1 Method Blank 0.25	8.02e3	62.5	NO
5	5 13C9-PFNA	B8B0068-BLK1 Method Blank 0.25	9.07e3	76.1	NO
6	6 13C4-PFOS	B8B0068-BLK1 Method Blank 0.25	2.31e3	62.9	NO
7	7 13C6-PFDA	B8B0068-BLK1 Method Blank 0.25	8.78e3	59.8	NO
8	8 13C7-PFUDa	B8B0068-BLK1 Method Blank 0.25	9.38e3	55.7	NO

Name: 180228M1_121, Date: 01-Mar-2018, Time: 19:30:37, ID: 1800272-01 MtBE_7256 0.26427, Description: MtBE_7256

#	Name	ID	Area	%Rec	Area Out
1	1 13C4-PFBA	1800272-01 MtBE_7256 0.26427	7.43e3	84.1	NO
2	2 13C5-PFHxA	1800272-01 MtBE_7256 0.26427	8.42e3	56.6	NO
3	3 13C3-PFHxS	1800272-01 MtBE_7256 0.26427	2.39e3	71.3	NO
4	4 13C8-PFOA	1800272-01 MtBE_7256 0.26427	7.94e3	61.9	NO
5	5 13C9-PFNA	1800272-01 MtBE_7256 0.26427	7.47e3	62.7	NO
6	6 13C4-PFOS	1800272-01 MtBE_7256 0.26427	2.52e3	68.7	NO
7	7 13C6-PFDA	1800272-01 MtBE_7256 0.26427	8.11e3	55.2	NO
8	8 13C7-PFUDa	1800272-01 MtBE_7256 0.26427	9.57e3	56.8	NO

Name: 180228M1_122, Date: 01-Mar-2018, Time: 19:42:07, ID: 1800286-01 GW2125180205RAP 0.25961, Description: GW2125180205RAP

#	Name	ID	Area	%Rec	Area Out
1	1 13C4-PFBA	1800286-01 GW2125180205RAP 0.259...	7.02e3	79.4	NO
2	2 13C5-PFHxA	1800286-01 GW2125180205RAP 0.259...	8.25e3	55.5	NO
3	3 13C3-PFHxS	1800286-01 GW2125180205RAP 0.259...	2.31e3	69.0	NO
4	4 13C8-PFOA	1800286-01 GW2125180205RAP 0.259...	7.25e3	56.5	NO
5	5 13C9-PFNA	1800286-01 GW2125180205RAP 0.259...	8.90e3	74.7	NO
6	6 13C4-PFOS	1800286-01 GW2125180205RAP 0.259...	2.27e3	61.7	NO
7	7 13C6-PFDA	1800286-01 GW2125180205RAP 0.259...	7.10e3	48.3	YES
8	8 13C7-PFUDa	1800286-01 GW2125180205RAP 0.259...	1.15e4	68.2	NO

Dataset: Untitled

Last Altered: Friday, March 02, 2018 09:49:55 Pacific Standard Time

Printed: Friday, March 02, 2018 09:54:04 Pacific Standard Time

Name: 180228M1_123, Date: 01-Mar-2018, Time: 19:53:34, ID: 1800286-02 GW3135180206RAP 0.25631, Description: GW3135180206RAP

	# Name	ID	Area	%Rec	Area Out
1	1 13C4-PFBA	1800286-02 GW3135180206RAP 0.256...	6.14e3	69.5	NO
2	2 13C5-PFHxA	1800286-02 GW3135180206RAP 0.256...	7.52e3	50.6	NO
3	3 13C3-PFHxS	1800286-02 GW3135180206RAP 0.256...	2.29e3	68.3	NO
4	4 13C8-PFOA	1800286-02 GW3135180206RAP 0.256...	6.61e3	51.5	NO
5	5 13C9-PFNA	1800286-02 GW3135180206RAP 0.256...	7.46e3	62.6	NO
6	6 13C4-PFOS	1800286-02 GW3135180206RAP 0.256...	2.43e3	66.1	NO
7	7 13C6-PFDA	1800286-02 GW3135180206RAP 0.256...	7.63e3	52.0	NO
8	8 13C7-PFUDa	1800286-02 GW3135180206RAP 0.256...	9.45e3	56.1	NO

Name: 180228M1_124, Date: 01-Mar-2018, Time: 20:05:04, ID: 1800286-03 GW4044180206RAP 0.25699, Description: GW4044180206RAP

	# Name	ID	Area	%Rec	Area Out
1	1 13C4-PFBA	1800286-03 GW4044180206RAP 0.256...	6.75e3	76.3	NO
2	2 13C5-PFHxA	1800286-03 GW4044180206RAP 0.256...	8.73e3	58.7	NO
3	3 13C3-PFHxS	1800286-03 GW4044180206RAP 0.256...	2.05e3	61.3	NO
4	4 13C8-PFOA	1800286-03 GW4044180206RAP 0.256...	7.55e3	58.8	NO
5	5 13C9-PFNA	1800286-03 GW4044180206RAP 0.256...	7.17e3	60.2	NO
6	6 13C4-PFOS	1800286-03 GW4044180206RAP 0.256...	2.25e3	61.4	NO
7	7 13C6-PFDA	1800286-03 GW4044180206RAP 0.256...	7.71e3	52.5	NO
8	8 13C7-PFUDa	1800286-03 GW4044180206RAP 0.256...	1.08e4	63.9	NO

Name: 180228M1_125, Date: 01-Mar-2018, Time: 20:16:31, ID: 1800286-04 GW5054180206RAP 0.26906, Description: GW5054180206RAP

	# Name	ID	Area	%Rec	Area Out
1	1 13C4-PFBA	1800286-04 GW5054180206RAP 0.269...	6.37e3	72.1	NO
2	2 13C5-PFHxA	1800286-04 GW5054180206RAP 0.269...	8.05e3	54.2	NO
3	3 13C3-PFHxS	1800286-04 GW5054180206RAP 0.269...	2.08e3	62.2	NO
4	4 13C8-PFOA	1800286-04 GW5054180206RAP 0.269...	7.52e3	58.6	NO
5	5 13C9-PFNA	1800286-04 GW5054180206RAP 0.269...	7.20e3	60.4	NO
6	6 13C4-PFOS	1800286-04 GW5054180206RAP 0.269...	1.97e3	53.5	NO
7	7 13C6-PFDA	1800286-04 GW5054180206RAP 0.269...	9.28e3	63.2	NO
8	8 13C7-PFUDa	1800286-04 GW5054180206RAP 0.269...	1.00e4	59.5	NO

Name: 180228M1_126, Date: 01-Mar-2018, Time: 20:28:00, ID: 1800286-05 GW5963180207RAP 0.26219, Description: GW5963180207RAP

	# Name	ID	Area	%Rec	Area Out
1	1 13C4-PFBA	1800286-05 GW5963180207RAP 0.262...	7.09e3	80.2	NO
2	2 13C5-PFHxA	1800286-05 GW5963180207RAP 0.262...	7.43e3	50.0	NO
3	3 13C3-PFHxS	1800286-05 GW5963180207RAP 0.262...	2.33e3	69.6	NO
4	4 13C8-PFOA	1800286-05 GW5963180207RAP 0.262...	8.02e3	62.5	NO
5	5 13C9-PFNA	1800286-05 GW5963180207RAP 0.262...	7.93e3	66.6	NO
6	6 13C4-PFOS	1800286-05 GW5963180207RAP 0.262...	2.05e3	55.8	NO
7	7 13C6-PFDA	1800286-05 GW5963180207RAP 0.262...	8.39e3	57.1	NO
8	8 13C7-PFUDa	1800286-05 GW5963180207RAP 0.262...	9.99e3	59.3	NO

Dataset: Untitled

Last Altered: Friday, March 02, 2018 09:49:55 Pacific Standard Time

Printed: Friday, March 02, 2018 09:54:04 Pacific Standard Time

Name: 180228M1_127, Date: 01-Mar-2018, Time: 20:39:27, ID: IPA, Description: IPA

	# Name	ID	Area	%Rec	Area Out
1	1 13C4-PFBA	IPA			NO
2	2 13C5-PFHxA	IPA			NO
3	3 13C3-PFHxS	IPA			NO
4	4 13C8-PFOA	IPA			NO
5	5 13C9-PFNA	IPA			NO
6	6 13C4-PFOS	IPA			NO
7	7 13C6-PFDA	IPA			NO
8	8 13C7-PFUdA	IPA			NO

Name: 180228M1_128, Date: 01-Mar-2018, Time: 20:50:57, ID: ST180228M1-16 PFC CS0 18B2314, Description: PFC CS0 18B2314

	# Name	ID	Area	%Rec	Area Out
1	1 13C4-PFBA	ST180228M1-16 PFC CS0 18B2314	1.01e4	114.0	NO
2	2 13C5-PFHxA	ST180228M1-16 PFC CS0 18B2314	1.49e4	100.1	NO
3	3 13C3-PFHxS	ST180228M1-16 PFC CS0 18B2314	3.63e3	108.4	NO
4	4 13C8-PFOA	ST180228M1-16 PFC CS0 18B2314	1.20e4	93.7	NO
5	5 13C9-PFNA	ST180228M1-16 PFC CS0 18B2314	1.34e4	112.5	NO
6	6 13C4-PFOS	ST180228M1-16 PFC CS0 18B2314	3.64e3	99.0	NO
7	7 13C6-PFDA	ST180228M1-16 PFC CS0 18B2314	1.62e4	110.1	NO
8	8 13C7-PFUdA	ST180228M1-16 PFC CS0 18B2314	1.64e4	97.5	NO

Name: 180228M1_129, Date: 01-Mar-2018, Time: 21:02:24, ID: IPA, Description: IPA

	# Name	ID	Area	%Rec	Area Out
1	1 13C4-PFBA	IPA			NO
2	2 13C5-PFHxA	IPA			NO
3	3 13C3-PFHxS	IPA			NO
4	4 13C8-PFOA	IPA			NO
5	5 13C9-PFNA	IPA			NO
6	6 13C4-PFOS	IPA			NO
7	7 13C6-PFDA	IPA	5.75e0	0.0	YES
8	8 13C7-PFUdA	IPA			NO

Name: 180228M1_130, Date: 01-Mar-2018, Time: 21:13:51, ID: 1800286-06 GW2024180207RAP 0.25995, Description: GW2024180207RAP

	# Name	ID	Area	%Rec	Area Out
1	1 13C4-PFBA	1800286-06 GW2024180207RAP 0.259...	6.71e3	75.9	NO
2	2 13C5-PFHxA	1800286-06 GW2024180207RAP 0.259...	7.59e3	51.1	NO
3	3 13C3-PFHxS	1800286-06 GW2024180207RAP 0.259...	1.95e3	58.3	NO
4	4 13C8-PFOA	1800286-06 GW2024180207RAP 0.259...	6.58e3	51.3	NO
5	5 13C9-PFNA	1800286-06 GW2024180207RAP 0.259...	7.79e3	65.4	NO
6	6 13C4-PFOS	1800286-06 GW2024180207RAP 0.259...	2.37e3	64.5	NO
7	7 13C6-PFDA	1800286-06 GW2024180207RAP 0.259...	7.95e3	54.1	NO
8	8 13C7-PFUdA	1800286-06 GW2024180207RAP 0.259...	9.75e3	57.9	NO

Dataset: Untitled

Last Altered: Friday, March 02, 2018 09:49:55 Pacific Standard Time

Printed: Friday, March 02, 2018 09:54:04 Pacific Standard Time

Name: 180228M1_131, Date: 01-Mar-2018, Time: 21:25:17, ID: 1800286-07 GW3034180207RAP 0.25817, Description: GW3034180207RAP

	# Name	ID	Area	%Rec	Area Out
1	1 13C4-PFBA	1800286-07 GW3034180207RAP 0.258...	6.25e3	70.7	NO
2	2 13C5-PFHxA	1800286-07 GW3034180207RAP 0.258...	6.82e3	45.9	YES
3	3 13C3-PFHxS	1800286-07 GW3034180207RAP 0.258...	2.08e3	62.3	NO
4	4 13C8-PFOA	1800286-07 GW3034180207RAP 0.258...	6.65e3	51.8	NO
5	5 13C9-PFNA	1800286-07 GW3034180207RAP 0.258...	6.92e3	58.1	NO
6	6 13C4-PFOS	1800286-07 GW3034180207RAP 0.258...	2.24e3	60.9	NO
7	7 13C6-PFDA	1800286-07 GW3034180207RAP 0.258...	8.20e3	55.8	NO
8	8 13C7-PFUDa	1800286-07 GW3034180207RAP 0.258...	8.74e3	51.9	NO

Name: 180228M1_132, Date: 01-Mar-2018, Time: 21:36:44, ID: 1800286-08 GW4145180207RAP 0.26371, Description: GW4145180207RAP

	# Name	ID	Area	%Rec	Area Out
1	1 13C4-PFBA	1800286-08 GW4145180207RAP 0.263...	6.59e3	74.5	NO
2	2 13C5-PFHxA	1800286-08 GW4145180207RAP 0.263...	7.13e3	48.0	YES
3	3 13C3-PFHxS	1800286-08 GW4145180207RAP 0.263...	2.24e3	66.8	NO
4	4 13C8-PFOA	1800286-08 GW4145180207RAP 0.263...	6.48e3	50.5	NO
5	5 13C9-PFNA	1800286-08 GW4145180207RAP 0.263...	8.31e3	69.7	NO
6	6 13C4-PFOS	1800286-08 GW4145180207RAP 0.263...	1.93e3	52.6	NO
7	7 13C6-PFDA	1800286-08 GW4145180207RAP 0.263...	7.96e3	54.2	NO
8	8 13C7-PFUDa	1800286-08 GW4145180207RAP 0.263...	1.08e4	64.1	NO

Name: 180228M1_133, Date: 01-Mar-2018, Time: 21:48:14, ID: 1800286-09 GW5054180208RAP 0.26011, Description: GW5054180208RAP

	# Name	ID	Area	%Rec	Area Out
1	1 13C4-PFBA	1800286-09 GW5054180208RAP 0.260...	6.50e3	73.6	NO
2	2 13C5-PFHxA	1800286-09 GW5054180208RAP 0.260...	8.03e3	54.0	NO
3	3 13C3-PFHxS	1800286-09 GW5054180208RAP 0.260...	2.17e3	64.9	NO
4	4 13C8-PFOA	1800286-09 GW5054180208RAP 0.260...	6.51e3	50.8	NO
5	5 13C9-PFNA	1800286-09 GW5054180208RAP 0.260...	6.74e3	56.5	NO
6	6 13C4-PFOS	1800286-09 GW5054180208RAP 0.260...	2.28e3	61.9	NO
7	7 13C6-PFDA	1800286-09 GW5054180208RAP 0.260...	8.58e3	58.4	NO
8	8 13C7-PFUDa	1800286-09 GW5054180208RAP 0.260...	1.01e4	59.9	NO

Name: 180228M1_134, Date: 01-Mar-2018, Time: 21:59:41, ID: 1800293-01 HS DW WELL 1-TAP 0.26085, Description: HS DW WELL 1-TAP

	# Name	ID	Area	%Rec	Area Out
1	1 13C4-PFBA	1800293-01 HS DW WELL 1-TAP 0.260...	6.85e3	77.5	NO
2	2 13C5-PFHxA	1800293-01 HS DW WELL 1-TAP 0.260...	7.67e3	51.6	NO
3	3 13C3-PFHxS	1800293-01 HS DW WELL 1-TAP 0.260...	2.12e3	63.3	NO
4	4 13C8-PFOA	1800293-01 HS DW WELL 1-TAP 0.260...	7.04e3	54.9	NO
5	5 13C9-PFNA	1800293-01 HS DW WELL 1-TAP 0.260...	8.34e3	70.0	NO
6	6 13C4-PFOS	1800293-01 HS DW WELL 1-TAP 0.260...	2.17e3	59.0	NO
7	7 13C6-PFDA	1800293-01 HS DW WELL 1-TAP 0.260...	8.05e3	54.8	NO
8	8 13C7-PFUDa	1800293-01 HS DW WELL 1-TAP 0.260...	1.02e4	60.4	NO

Dataset: Untitled

Last Altered: Friday, March 02, 2018 09:49:55 Pacific Standard Time

Printed: Friday, March 02, 2018 09:54:04 Pacific Standard Time

Name: 180228M1_135, Date: 01-Mar-2018, Time: 22:11:08, ID: 1800293-02 FB1802071025AB 0.26261, Description: FB1802071025AB

	# Name	ID	Area	%Rec	Area Out
1	1 13C4-PFBA	1800293-02 FB1802071025AB 0.26261	6.57e3	74.4	NO
2	2 13C5-PFHxA	1800293-02 FB1802071025AB 0.26261	7.86e3	52.9	NO
3	3 13C3-PFHxS	1800293-02 FB1802071025AB 0.26261	2.14e3	63.9	NO
4	4 13C8-PFOA	1800293-02 FB1802071025AB 0.26261	7.30e3	56.9	NO
5	5 13C9-PFNA	1800293-02 FB1802071025AB 0.26261	1.01e4	84.9	NO
6	6 13C4-PFOS	1800293-02 FB1802071025AB 0.26261	2.20e3	59.8	NO
7	7 13C6-PFDA	1800293-02 FB1802071025AB 0.26261	7.68e3	52.2	NO
8	8 13C7-PFUDa	1800293-02 FB1802071025AB 0.26261	9.66e3	57.3	NO

Name: 180228M1_136, Date: 01-Mar-2018, Time: 22:22:37, ID: 1800293-03 HS DW WELL 2-TAP 0.25552, Description: HS DW WELL 2-TAP

	# Name	ID	Area	%Rec	Area Out
1	1 13C4-PFBA	1800293-03 HS DW WELL 2-TAP 0.255...	6.02e3	68.1	NO
2	2 13C5-PFHxA	1800293-03 HS DW WELL 2-TAP 0.255...	7.07e3	47.6	YES
3	3 13C3-PFHxS	1800293-03 HS DW WELL 2-TAP 0.255...	2.09e3	62.5	NO
4	4 13C8-PFOA	1800293-03 HS DW WELL 2-TAP 0.255...	6.85e3	53.4	NO
5	5 13C9-PFNA	1800293-03 HS DW WELL 2-TAP 0.255...	7.57e3	63.5	NO
6	6 13C4-PFOS	1800293-03 HS DW WELL 2-TAP 0.255...	2.23e3	60.6	NO
7	7 13C6-PFDA	1800293-03 HS DW WELL 2-TAP 0.255...	7.05e3	48.0	YES
8	8 13C7-PFUDa	1800293-03 HS DW WELL 2-TAP 0.255...	9.51e3	56.5	NO

Name: 180228M1_137, Date: 01-Mar-2018, Time: 22:34:07, ID: 1800293-04 HS DW WELL 1&2-TAP 0.26089, Description: HS DW WELL 1&2-TAP

	# Name	ID	Area	%Rec	Area Out
1	1 13C4-PFBA	1800293-04 HS DW WELL 12-TAP 0.26...	6.92e3	78.3	NO
2	2 13C5-PFHxA	1800293-04 HS DW WELL 12-TAP 0.26...	7.78e3	52.3	NO
3	3 13C3-PFHxS	1800293-04 HS DW WELL 12-TAP 0.26...	2.22e3	66.3	NO
4	4 13C8-PFOA	1800293-04 HS DW WELL 12-TAP 0.26...	6.94e3	54.1	NO
5	5 13C9-PFNA	1800293-04 HS DW WELL 12-TAP 0.26...	8.38e3	70.3	NO
6	6 13C4-PFOS	1800293-04 HS DW WELL 12-TAP 0.26...	2.29e3	62.4	NO
7	7 13C6-PFDA	1800293-04 HS DW WELL 12-TAP 0.26...	8.95e3	60.9	NO
8	8 13C7-PFUDa	1800293-04 HS DW WELL 12-TAP 0.26...	9.71e3	57.7	NO

Name: 180228M1_138, Date: 01-Mar-2018, Time: 22:45:36, ID: 1800293-05 HS DW WELL 1&2-TAP-DUP 0.25274, Description: HS DW WELL 1&2-TAP-DUP

	# Name	ID	Area	%Rec	Area Out
1	1 13C4-PFBA	1800293-05 HS DW WELL 12-TAP-DU...	7.55e3	85.5	NO
2	2 13C5-PFHxA	1800293-05 HS DW WELL 12-TAP-DU...	8.38e3	56.4	NO
3	3 13C3-PFHxS	1800293-05 HS DW WELL 12-TAP-DU...	2.27e3	67.8	NO
4	4 13C8-PFOA	1800293-05 HS DW WELL 12-TAP-DU...	7.55e3	58.9	NO
5	5 13C9-PFNA	1800293-05 HS DW WELL 12-TAP-DU...	8.08e3	67.9	NO
6	6 13C4-PFOS	1800293-05 HS DW WELL 12-TAP-DU...	2.44e3	66.4	NO
7	7 13C6-PFDA	1800293-05 HS DW WELL 12-TAP-DU...	7.10e3	48.4	YES
8	8 13C7-PFUDa	1800293-05 HS DW WELL 12-TAP-DU...	9.05e3	53.7	NO

Dataset: Untitled

Last Altered: Friday, March 02, 2018 09:49:55 Pacific Standard Time

Printed: Friday, March 02, 2018 09:54:04 Pacific Standard Time

Name: 180228M1_139, Date: 01-Mar-2018, Time: 22:57:03, ID: 1800293-06 HS BUS Garage Well-TAP 0.25645, Description: HS BUS Garage Well-TAP

	# Name	ID	Area	%Rec	Area Out
1	1 13C4-PFBA	1800293-06 HS BUS Garage Well-TAP ...	7.89e3	89.3	NO
2	2 13C5-PFHxA	1800293-06 HS BUS Garage Well-TAP ...	8.04e3	54.1	NO
3	3 13C3-PFHxS	1800293-06 HS BUS Garage Well-TAP ...	2.27e3	67.8	NO
4	4 13C8-PFOA	1800293-06 HS BUS Garage Well-TAP ...	7.98e3	62.2	NO
5	5 13C9-PFNA	1800293-06 HS BUS Garage Well-TAP ...	8.21e3	68.9	NO
6	6 13C4-PFOS	1800293-06 HS BUS Garage Well-TAP ...	2.59e3	70.4	NO
7	7 13C6-PFDA	1800293-06 HS BUS Garage Well-TAP ...	7.08e3	48.2	YES
8	8 13C7-PFUDa	1800293-06 HS BUS Garage Well-TAP ...	9.72e3	57.7	NO

Name: 180228M1_140, Date: 01-Mar-2018, Time: 23:08:32, ID: 1800293-07 HS Maint. Barn Well-TAP 0.25599, Description: HS Maint. Barn Well-TAP

	# Name	ID	Area	%Rec	Area Out
1	1 13C4-PFBA	1800293-07 HS Maint. Barn Well-TAP 0....	7.08e3	80.1	NO
2	2 13C5-PFHxA	1800293-07 HS Maint. Barn Well-TAP 0....	7.38e3	49.7	YES
3	3 13C3-PFHxS	1800293-07 HS Maint. Barn Well-TAP 0....	2.12e3	63.3	NO
4	4 13C8-PFOA	1800293-07 HS Maint. Barn Well-TAP 0....	7.86e3	61.2	NO
5	5 13C9-PFNA	1800293-07 HS Maint. Barn Well-TAP 0....	7.57e3	63.5	NO
6	6 13C4-PFOS	1800293-07 HS Maint. Barn Well-TAP 0....	2.03e3	55.4	NO
7	7 13C6-PFDA	1800293-07 HS Maint. Barn Well-TAP 0....	8.24e3	56.1	NO
8	8 13C7-PFUDa	1800293-07 HS Maint. Barn Well-TAP 0....	9.95e3	59.1	NO

Name: 180228M1_141, Date: 01-Mar-2018, Time: 23:20:02, ID: IPA, Description: IPA

	# Name	ID	Area	%Rec	Area Out
1	1 13C4-PFBA	IPA			NO
2	2 13C5-PFHxA	IPA			NO
3	3 13C3-PFHxS	IPA			NO
4	4 13C8-PFOA	IPA			NO
5	5 13C9-PFNA	IPA			NO
6	6 13C4-PFOS	IPA			NO
7	7 13C6-PFDA	IPA			NO
8	8 13C7-PFUDa	IPA	8.40e0	0.0	YES

Name: 180228M1_142, Date: 01-Mar-2018, Time: 23:31:32, ID: ST180228M1-17 PFC CS3 18B2317, Description: PFC CS3 18B2317

	# Name	ID	Area	%Rec	Area Out
1	1 13C4-PFBA	ST180228M1-17 PFC CS3 18B2317	1.15e4	129.6	NO
2	2 13C5-PFHxA	ST180228M1-17 PFC CS3 18B2317	1.53e4	102.7	NO
3	3 13C3-PFHxS	ST180228M1-17 PFC CS3 18B2317	3.80e3	113.5	NO
4	4 13C8-PFOA	ST180228M1-17 PFC CS3 18B2317	1.40e4	108.9	NO
5	5 13C9-PFNA	ST180228M1-17 PFC CS3 18B2317	1.56e4	131.2	NO
6	6 13C4-PFOS	ST180228M1-17 PFC CS3 18B2317	3.66e3	99.5	NO
7	7 13C6-PFDA	ST180228M1-17 PFC CS3 18B2317	1.77e4	120.2	NO
8	8 13C7-PFUDa	ST180228M1-17 PFC CS3 18B2317	1.94e4	114.9	NO

Dataset: Untitled

Last Altered: Friday, March 02, 2018 09:49:55 Pacific Standard Time

Printed: Friday, March 02, 2018 09:54:04 Pacific Standard Time

Name: 180228M1_143, Date: 01-Mar-2018, Time: 23:43:01, ID: IPA, Description: IPA

	# Name	ID	Area	%Rec	Area Out
1	1 13C4-PFBA	IPA			NO
2	2 13C5-PFHxA	IPA			NO
3	3 13C3-PFHxS	IPA			NO
4	4 13C8-PFOA	IPA	5.81e0	0.0	YES
5	5 13C9-PFNA	IPA			NO
6	6 13C4-PFOS	IPA			NO
7	7 13C6-PFDA	IPA			NO
8	8 13C7-PFUdA	IPA			NO

Name: 180228M1_144, Date: 01-Mar-2018, Time: 23:54:27, ID: 1800293-08 Elementary School Well-TAP 0.26141, Description: Elementary School Well-TAP

	# Name	ID	Area	%Rec	Area Out
1	1 13C4-PFBA	1800293-08 Elementary School Well-TA...	7.07e3	79.9	NO
2	2 13C5-PFHxA	1800293-08 Elementary School Well-TA...	8.28e3	55.7	NO
3	3 13C3-PFHxS	1800293-08 Elementary School Well-TA...	2.09e3	62.3	NO
4	4 13C8-PFOA	1800293-08 Elementary School Well-TA...	7.77e3	60.6	NO
5	5 13C9-PFNA	1800293-08 Elementary School Well-TA...	8.77e3	73.6	NO
6	6 13C4-PFOS	1800293-08 Elementary School Well-TA...	2.31e3	62.8	NO
7	7 13C6-PFDA	1800293-08 Elementary School Well-TA...	9.55e3	65.0	NO
8	8 13C7-PFUdA	1800293-08 Elementary School Well-TA...	9.89e3	58.7	NO

Name: 180228M1_145, Date: 02-Mar-2018, Time: 00:05:57, ID: IPA, Description: IPA

	# Name	ID	Area	%Rec	Area Out
1	1 13C4-PFBA	IPA			NO
2	2 13C5-PFHxA	IPA			NO
3	3 13C3-PFHxS	IPA			NO
4	4 13C8-PFOA	IPA			NO
5	5 13C9-PFNA	IPA			NO
6	6 13C4-PFOS	IPA			NO
7	7 13C6-PFDA	IPA			NO
8	8 13C7-PFUdA	IPA			NO

Name: 180228M1_146, Date: 02-Mar-2018, Time: 00:17:27, ID: ST180228M1-18 PFC CS3 18B2317, Description: PFC CS3 18B2317

	# Name	ID	Area	%Rec	Area Out
1	1 13C4-PFBA	ST180228M1-18 PFC CS3 18B2317	1.21e4	137.0	NO
2	2 13C5-PFHxA	ST180228M1-18 PFC CS3 18B2317	1.76e4	118.1	NO
3	3 13C3-PFHxS	ST180228M1-18 PFC CS3 18B2317	3.72e3	111.0	NO
4	4 13C8-PFOA	ST180228M1-18 PFC CS3 18B2317	1.47e4	114.5	NO
5	5 13C9-PFNA	ST180228M1-18 PFC CS3 18B2317	1.38e4	115.5	NO
6	6 13C4-PFOS	ST180228M1-18 PFC CS3 18B2317	4.23e3	115.0	NO
7	7 13C6-PFDA	ST180228M1-18 PFC CS3 18B2317	1.67e4	113.4	NO
8	8 13C7-PFUdA	ST180228M1-18 PFC CS3 18B2317	1.75e4	104.0	NO

Dataset: Untitled

Last Altered: Thursday, March 01, 2018 14:33:03 Pacific Standard Time

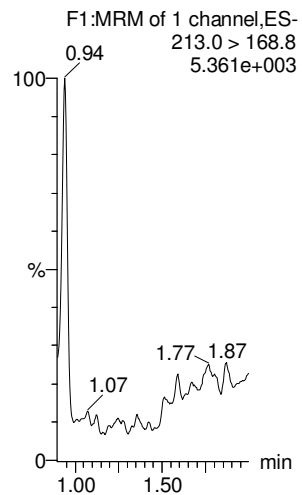
Printed: Thursday, March 01, 2018 14:33:08 Pacific Standard Time

Method: F:\Projects\PFAS.PRO\MethDB\PFAS_FULL_80C_022718.mdb 28 Feb 2018 13:19:45

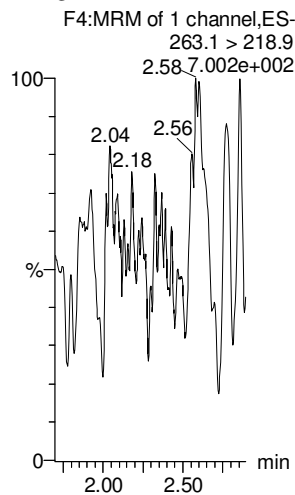
Calibration: F:\Projects\PFAS.PRO\CurveDB\C18_VAL-PFAS_Q4_02-28-18-FULL.cdb 01 Mar 2018 12:54:21

Name: 180228M1_12, Date: 28-Feb-2018, Time: 22:39:39, ID: IPA, Description: IPA

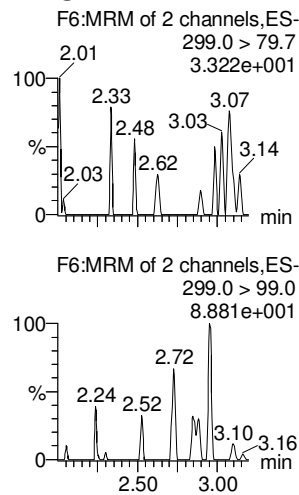
PFBA



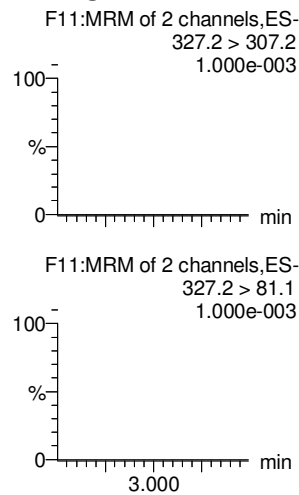
PFPeA



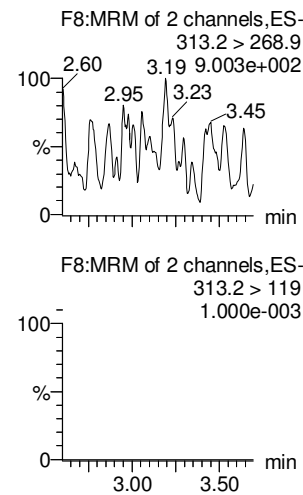
PFBS



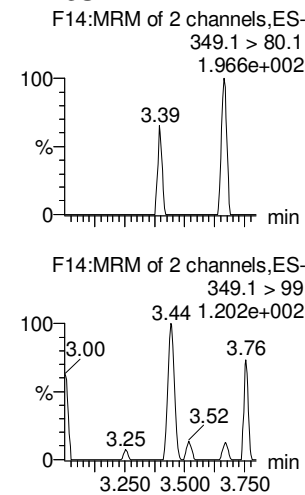
4:2 FTS



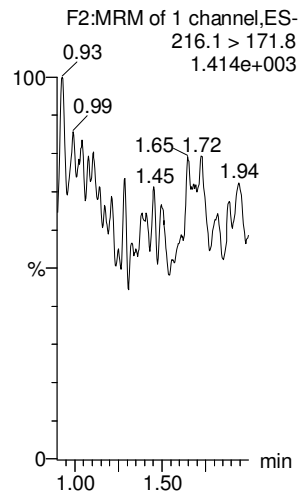
PFHxA



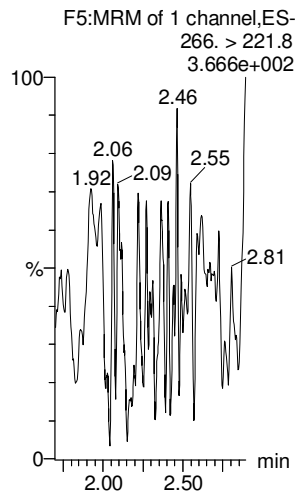
PFPeS




13C3-PFBA




13C3-PFPeA



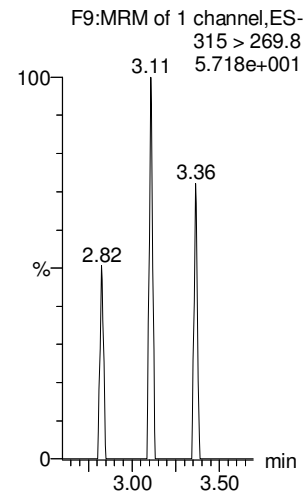
13C3-PFBS



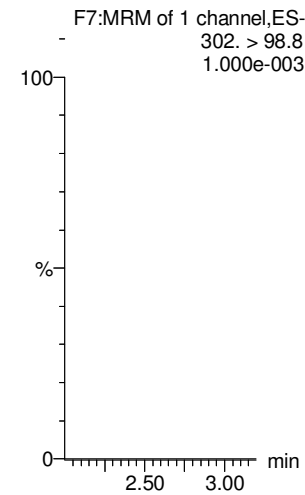
13C3-PFBS



13C2-PFHxA



13C3-PFBS



Dataset: Untitled

Last Altered: Thursday, March 01, 2018 14:33:03 Pacific Standard Time

Printed: Thursday, March 01, 2018 14:33:08 Pacific Standard Time

Name: 180228M1_12, Date: 28-Feb-2018, Time: 22:39:39, ID: IPA, Description: IPA

6:2 FTS

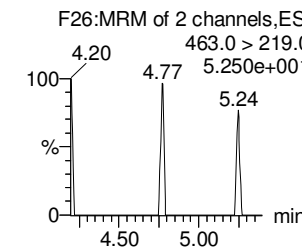
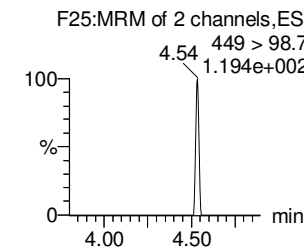
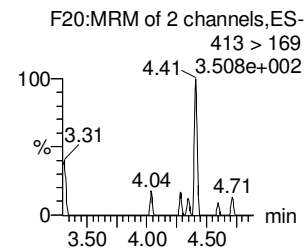
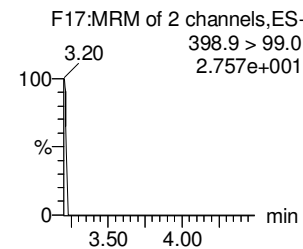
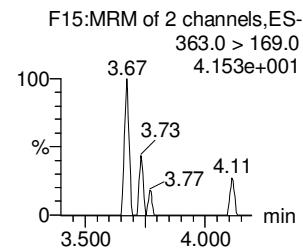
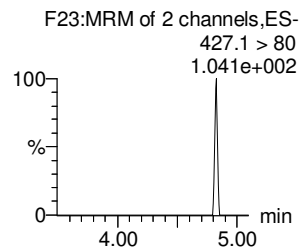
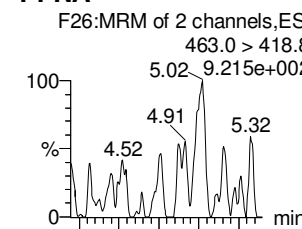
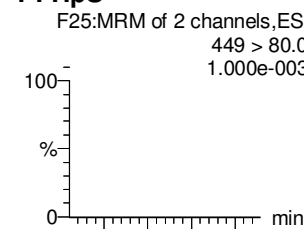
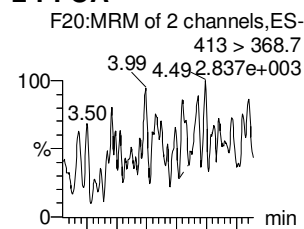
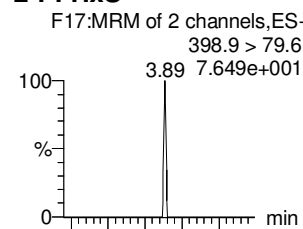
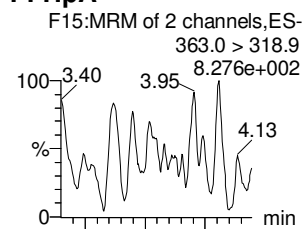
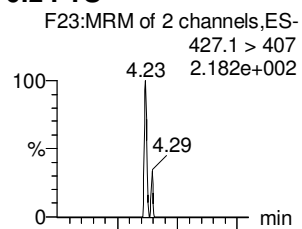
PFHpA

L-PFHxS

L-PFOA

PFHpS

PFNA



18O2-PFHxS

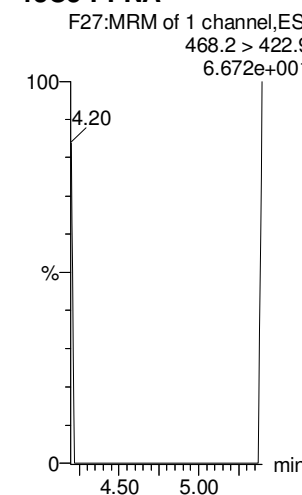
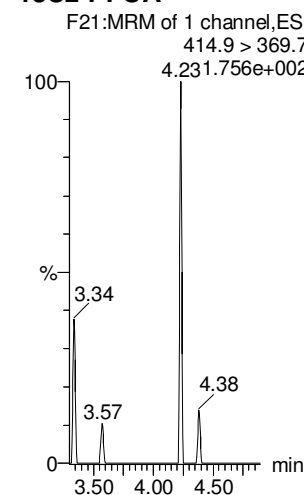
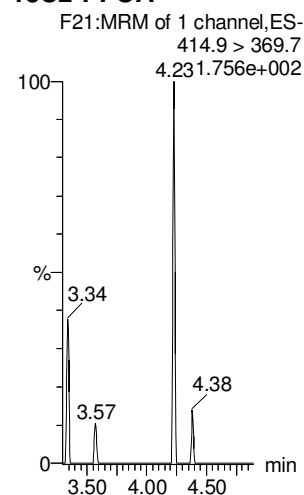
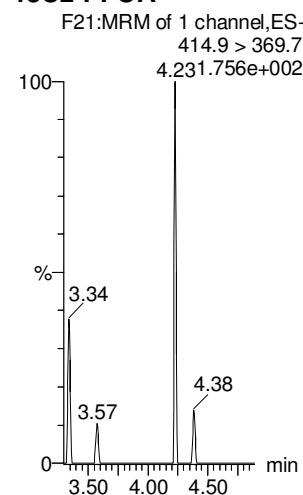
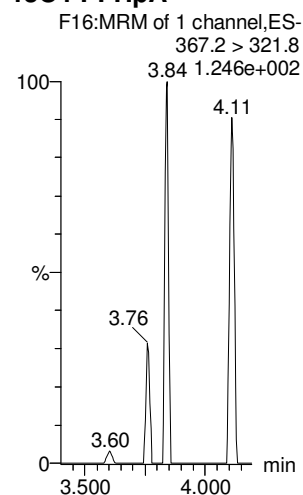
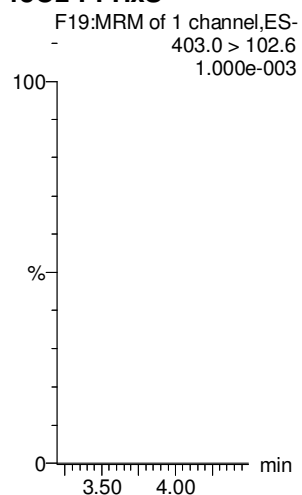
13C4-PFHpA

13C2-PFOA

13C2-PFOA

13C2-PFOA

13C5-PFNA



Dataset: Untitled

Last Altered: Thursday, March 01, 2018 14:33:03 Pacific Standard Time

Printed: Thursday, March 01, 2018 14:33:08 Pacific Standard Time

Name: 180228M1_12, Date: 28-Feb-2018, Time: 22:39:39, ID: IPA, Description: IPA

PFOSA

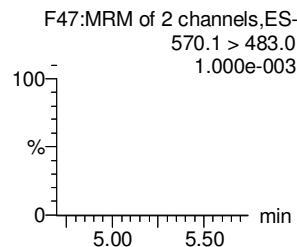
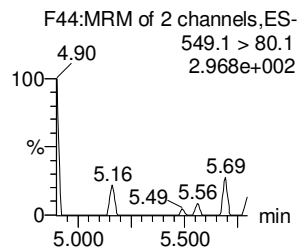
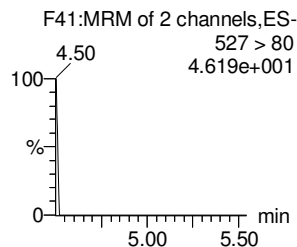
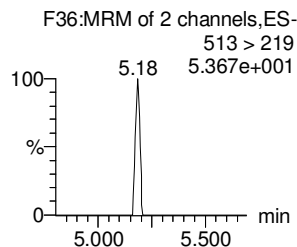
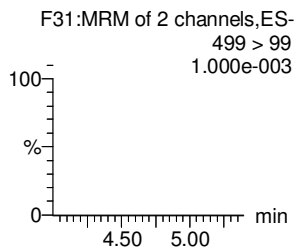
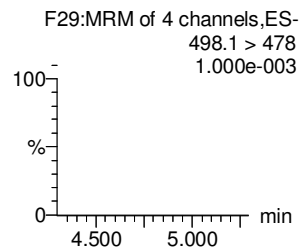
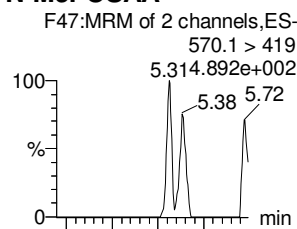
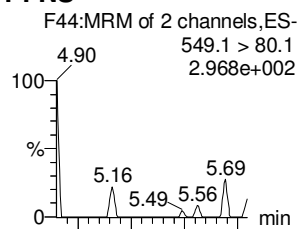
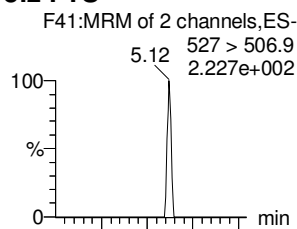
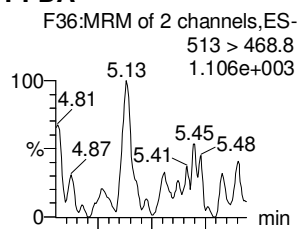
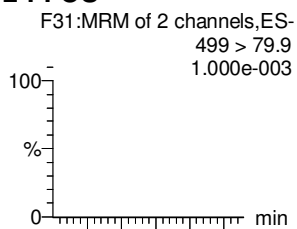
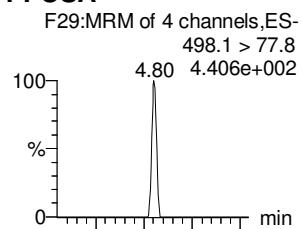
L-PFOS

PFDA

8:2 FTS

PFNS

N-MeFOSAA



13C8-PFOSA

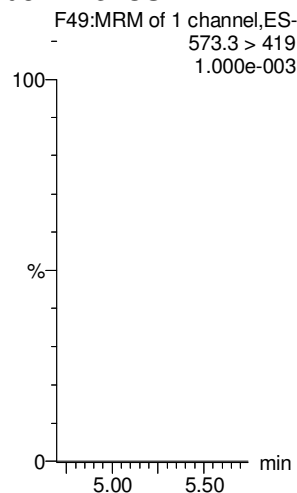
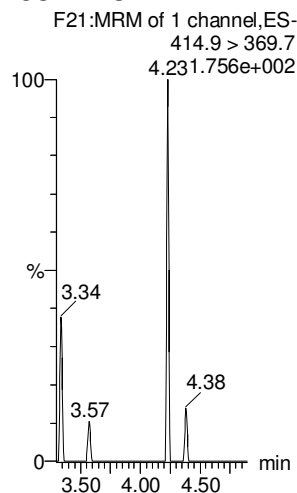
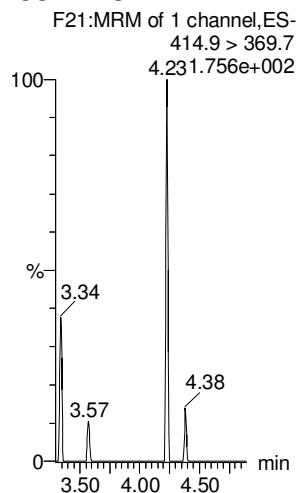

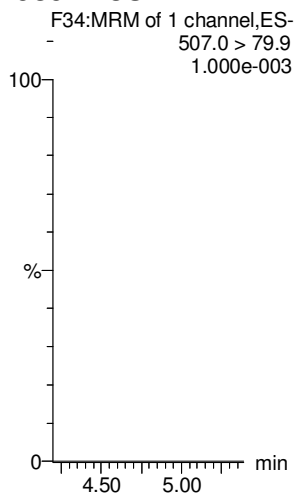
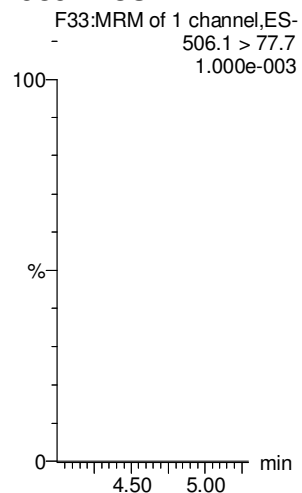
13C8-PFOS

13C2-PFDA

13C2-PFOA

13C2-PFOA

d3-N-MeFOSAA



Dataset: Untitled

Last Altered: Thursday, March 01, 2018 14:33:03 Pacific Standard Time

Printed: Thursday, March 01, 2018 14:33:08 Pacific Standard Time

Name: 180228M1_12, Date: 28-Feb-2018, Time: 22:39:39, ID: IPA, Description: IPA

N-EtFOSAA

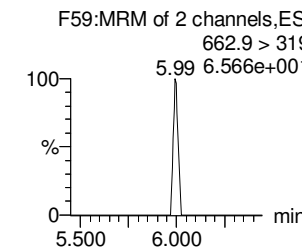
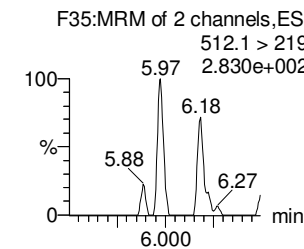
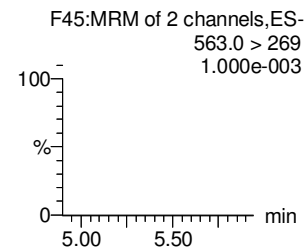
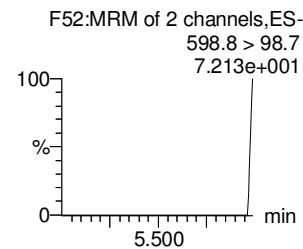
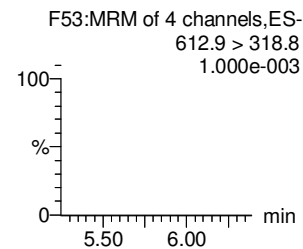
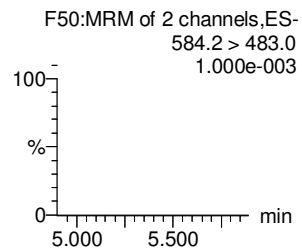
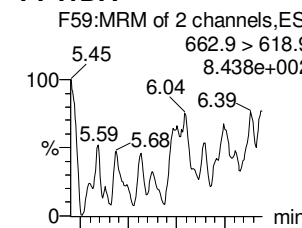
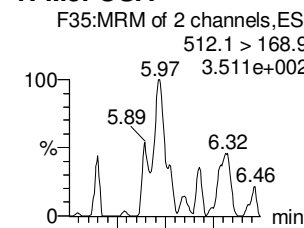
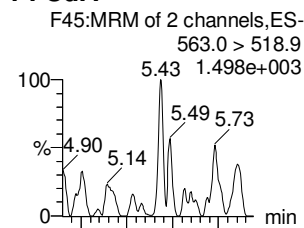
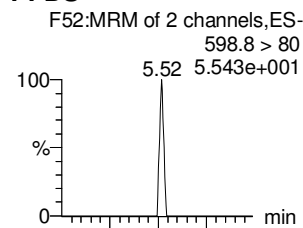
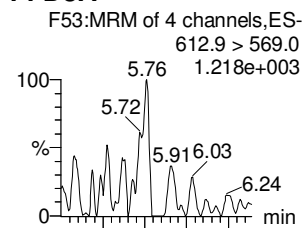
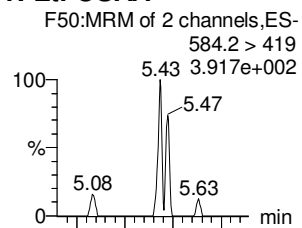
PFDoA

PFDS

PFUdA

N-MeFOSA

PFTrDA



d5-N-EtFOSAA

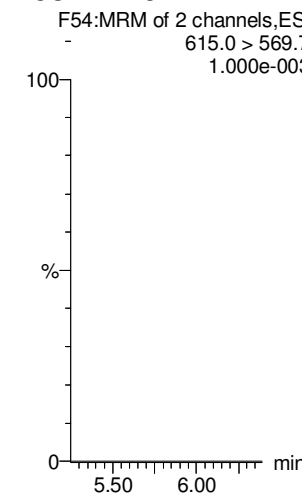
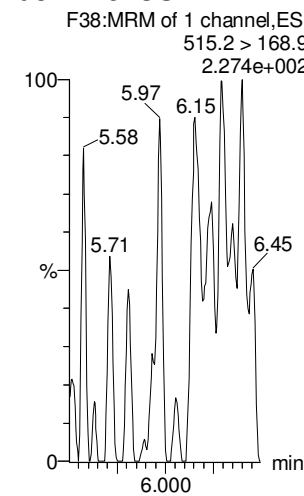
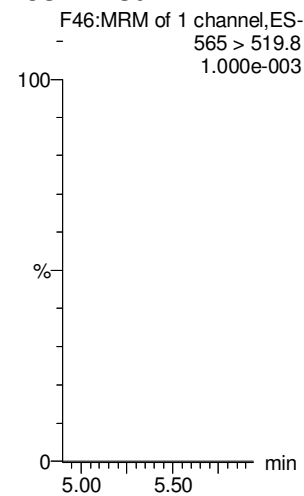
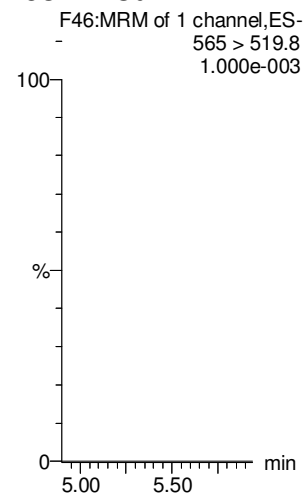
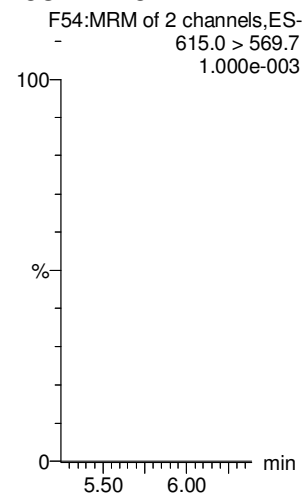
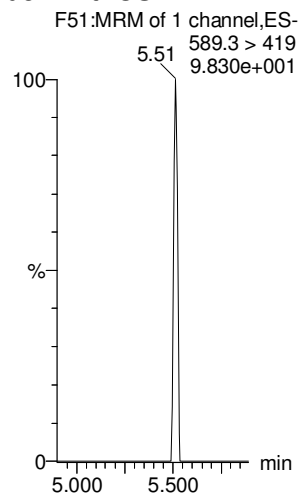
13C2-PFDoA

13C2-PFUdA

13C2-PFUdA

d3-N-MeFOSA

13C2-PFDoA



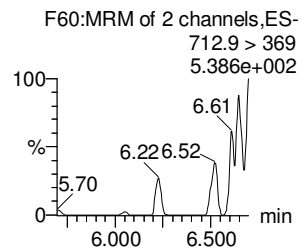
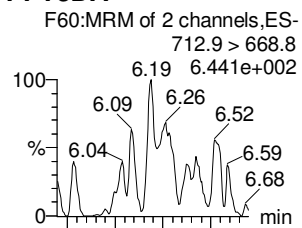
Dataset: Untitled

Last Altered: Thursday, March 01, 2018 14:33:03 Pacific Standard Time

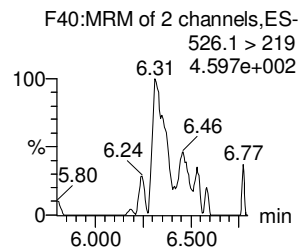
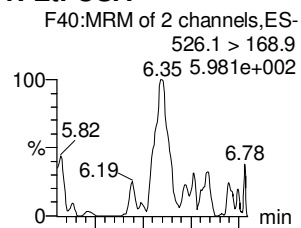
Printed: Thursday, March 01, 2018 14:33:08 Pacific Standard Time

Name: 180228M1_12, Date: 28-Feb-2018, Time: 22:39:39, ID: IPA, Description: IPA

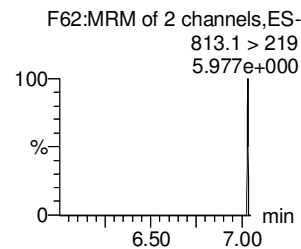
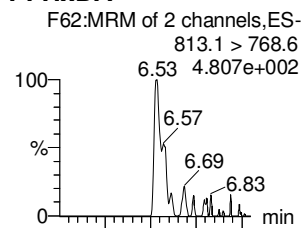
PFTeDA



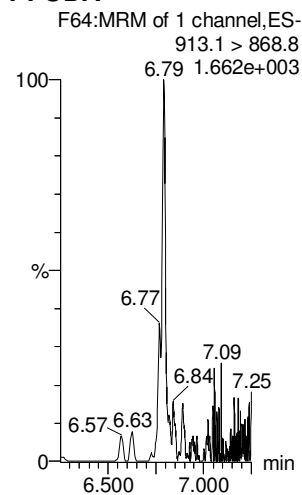
N-EtFOSE



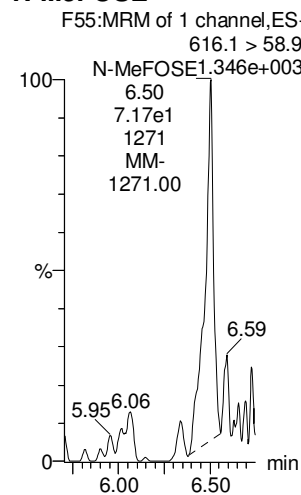
PFHxDA



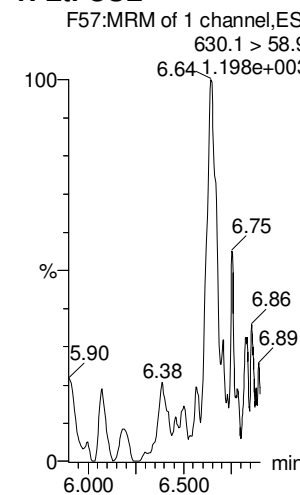
PFODA



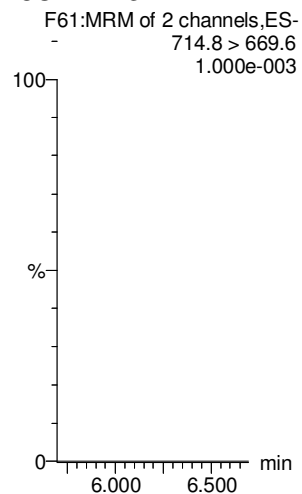
N-MeFOSE



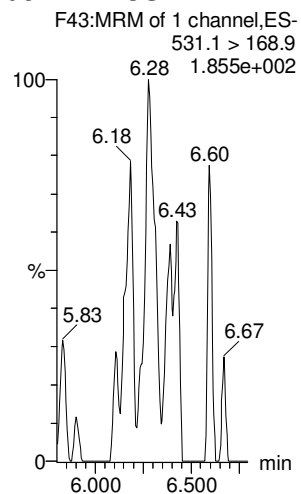
N-EtFOSE



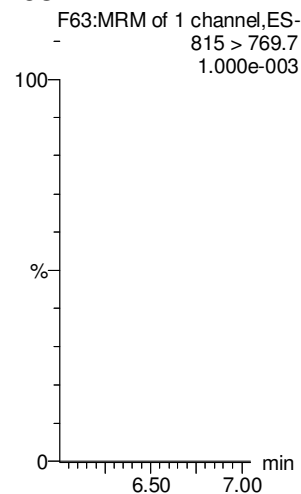
13C2-PFTeDA



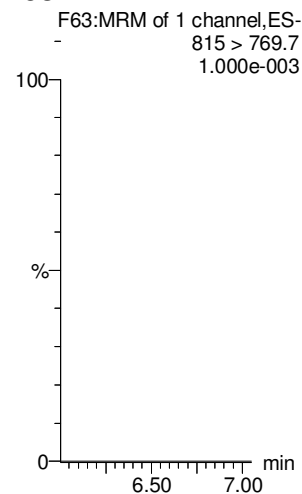
d5-N-ETFOSE



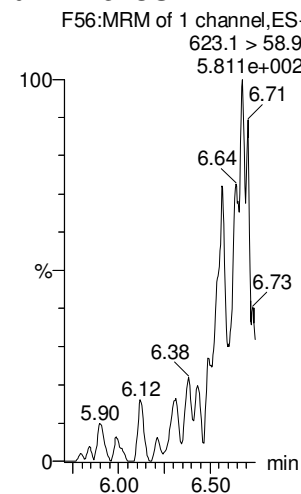
13C2-PFHxDA



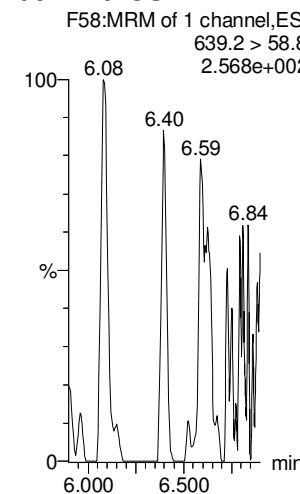
13C2-PFHxDA



d7-N-MeFOSE



d9-N-EtFOSE



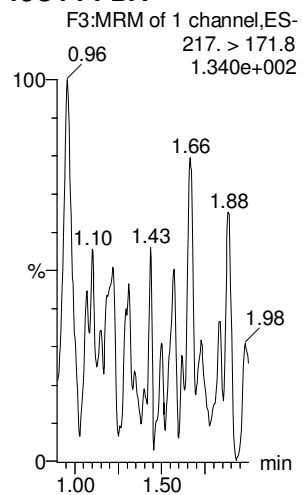
Dataset: Untitled

Last Altered: Thursday, March 01, 2018 14:33:03 Pacific Standard Time

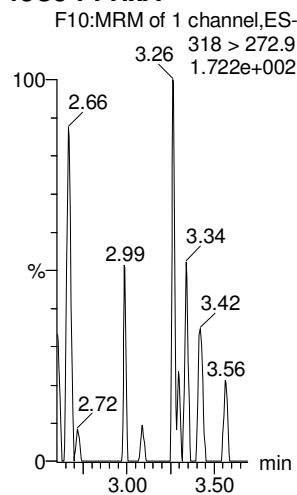
Printed: Thursday, March 01, 2018 14:33:08 Pacific Standard Time

Name: 180228M1_12, Date: 28-Feb-2018, Time: 22:39:39, ID: IPA, Description: IPA

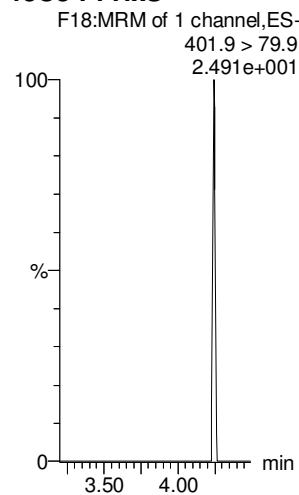
13C4-PFBA



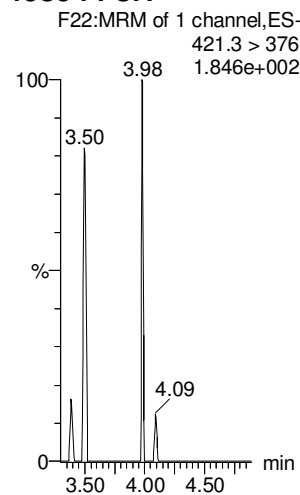
13C5-PFHxA



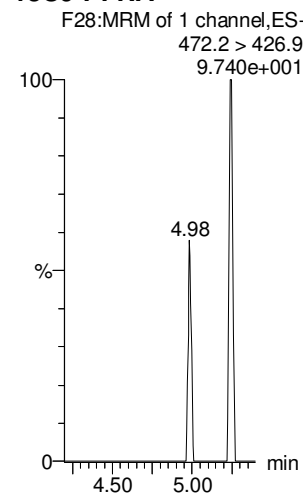
13C3-PFHxS



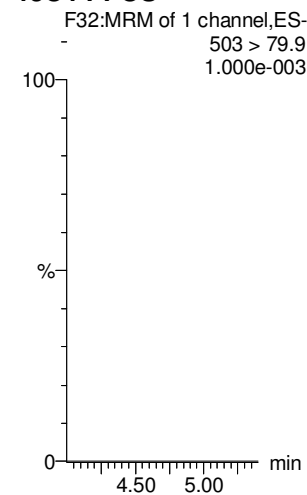
13C8-PFOA



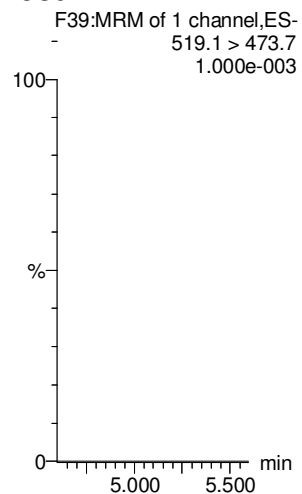
13C9-PFNA



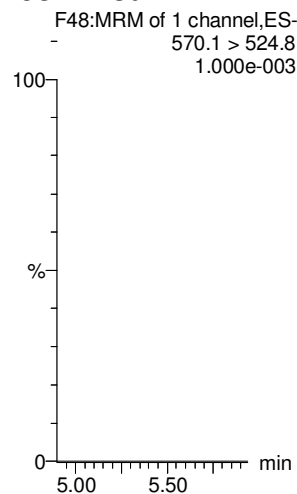
13C4-PFOS



13C6-PFDA



13C7-PFUdA



Dataset: F:\Projects\PFAS.PRO\Results\180228M1\180228M1-66.qld

Last Altered: Friday, March 02, 2018 11:36:43 Pacific Standard Time
Printed: Friday, March 02, 2018 11:37:00 Pacific Standard Time

Method: F:\Projects\PFAS.PRO\MethDB\PFAS_FULL_80C_022718.mdb 28 Feb 2018 13:19:45
Calibration: F:\Projects\PFAS.PRO\CurveDB\C18_VAL-PFAS_Q4_02-28-18-FULL.cdb 01 Mar 2018 12:54:21

*(A) Below limit
interfer.*

Name: 180228M1_66, Date: 01-Mar-2018, Time: 08:59:19, ID: ST180228M1-13 PFC CS0 18B2314, Description: PFC CS0 18B2314

#	Name	Trace	Area	IS Area	RRF	Pred.RT	RT	y Axis Resp.	Conc.	%Rec	Recovery	Out
1	1 PFBA	213.0 > 168.8	7.50e2	7.92e3		1.46	1.47	1.18	1.02	102.0		NO
2	2 PFPeA	263.1 > 218.9	1.12e3	1.44e4		2.31	2.43	0.974	0.992	99.2		NO
3	3 PFBS	299.0 > 79.7	2.53e2	1.84e3		2.60	2.70	1.72	0.938	93.8		NO
4	4 4:2 FTS	327.2>307.2	1.84e2	1.84e3		3.00	3.10	1.25	0.878	87.8		NO
5	5 PFHxA	313.2 > 268.9	1.36e3	4.39e3		3.19	3.19	1.55	0.988	98.8		NO
6	6 PFPeS	349.1>80.1	2.77e2	1.84e3		3.39	3.39	1.88	0.993	99.3		NO
7	7 PFHpA	363.0 > 318.9	1.04e3	1.02e4		3.81	3.81	1.26	0.915	91.5		NO
8	8 L-PFHxS	398.9 > 79.6	1.95e2	1.48e3		4.17	3.95	1.64	0.986	98.6		NO
9	10 6:2 FTS	427.1 > 407	3.07e2	1.51e4		4.28	4.28	0.254	1.23	122.9		NO
10	11 L-PFOA	413 > 368.7	1.17e3	1.51e4		4.40	4.33	0.972	0.844	84.4		NO
11	13 PFHpS	449 > 80.0	2.80e2	1.51e4		4.44	4.44	0.232	1.05	104.6		NO
12	14 PFNA	463.0 > 418.8	1.47e3	1.28e4		4.76	4.77	1.44	1.07	107.1		NO
13	15 PFOSA	498.1 > 77.8	2.81e2	4.15e3		4.83	4.84	0.845	0.861	86.1		NO
14	16 L-PFOS	499 > 79.9	1.83e2	3.82e3		4.90	4.85	0.598	0.559	55.9		YES (A)
15	18 PFDA	513 > 468.8	1.44e3	1.19e4		5.14	5.14	1.52	1.02	101.9		NO
16	19 8:2 FTS	527 > 506.9	3.13e2	1.51e4		5.12	5.12	0.259	0.970	97.0		NO
17	20 PFNS	549.1>80.1	2.79e2	3.82e3		5.08	5.20	0.914	1.14	113.6		NO
18	21 N-MeFOSAA	570.1 > 419	6.04e2	5.91e3		5.29	5.30	1.28	1.00	100.2		NO
19	22 N-EtFOSAA	584.2 > 419	5.26e2	6.49e3		5.45	5.45	1.01	1.09	109.1		NO
20	23 PFUdA	563.0 > 518.9	1.53e3	1.98e4		5.46	5.47	0.964	0.867	86.7		NO
21	24 PFDS	598.8 > 80	3.15e2	1.98e4		5.51	5.52	0.199	0.550	55.0		YES (K)
22	25 PFDaA	612.9 > 569.0	1.52e3	1.23e4		5.74	5.75	1.55	1.19	118.8		NO
23	26 N-MeFOSA	512.1 > 168.9	7.86e2	2.19e4		5.84	5.96	5.38	5.19	103.8		NO
24	27 PFTrDA	662.9 > 618.9	1.44e3	1.23e4		5.98	6.00	1.47	1.01	100.8		NO
25	28 PFTeDA	712.9 > 668.8	1.16e3	6.37e3		6.20	6.22	2.28	0.927	92.7		NO
26	29 N-EtFOSA	526.1 > 168.9	1.13e3	3.44e4		6.22	6.37	4.95	5.29	105.8		NO
27	30 PFHxDA	813.1 > 768.6	6.14e2	4.73e3		6.51	6.55	0.648	0.937	93.7		NO
28	31 PFODA	913.1 > 868.8	5.61e2	4.73e3		6.74	6.79	0.593	0.861	86.1		NO
29	32 N-MeFOSE	616.1 > 58.9	9.98e2	2.57e4		6.31	6.50	5.83	5.55	111.0		NO
30	33 N-EtFOSE	630.1 > 58.9	1.03e3	2.61e4		6.45	6.65	5.94	4.86	97.2		NO
31	34 13C3-PFBA	216.1 > 171.8	7.92e3	8.88e3	0.869	1.46	1.47	11.2	12.8	102.7		NO

*Am
3/2/18*

Dataset: F:\Projects\PFAS.PRO\Results\180228M1\180228M1-66.qld

Last Altered: Friday, March 02, 2018 11:36:43 Pacific Standard Time

Printed: Friday, March 02, 2018 11:37:00 Pacific Standard Time

Name: 180228M1_66, Date: 01-Mar-2018, Time: 08:59:19, ID: ST180228M1-13 PFC CS0 18B2314, Description: PFC CS0 18B2314

	# Name	Trace	Area	IS Area	RRF	Pred.RT	RT	y Axis Resp.	Conc.	%Rec	Recovery Out
32	35 13C3-PFPeA	266. > 221.8	1.44e4	1.50e4	0.978	2.42	2.43	12.0	12.3	98.0	NO
33	36 13C3-PFBS	302. > 98.8	1.84e3	1.50e4	0.123	2.69	2.70	1.53	12.4	99.3	NO
34	37 13C2-PFHxA	315 > 269.8	4.39e3	1.50e4	0.712	3.19	3.19	3.64	5.12	102.4	NO
35	38 13C4-PFHpA	367.2 > 321.8	1.02e4	1.50e4	0.678	3.81	3.81	8.50	12.5	100.4	NO
36	39 18O2-PFHxS	403.0 > 102.6	1.48e3	3.71e3	0.392	3.96	3.96	4.99	12.7	101.7	NO
37	40 13C2-PFOA	414.9 > 369.7	1.51e4	1.27e4	1.308	4.33	4.33	14.9	11.4	91.0	NO
38	41 13C5-PFNA	468.2 > 422.9	1.28e4	1.34e4	0.976	4.76	4.77	11.9	12.2	97.8	NO
39	42 13C8-PFOSA	506.1 > 77.7	4.15e3	1.90e4	0.254	4.83	4.84	2.73	10.7	86.0	NO
40	43 13C8-PFOS	507.0 > 79.9	3.82e3	3.95e3	1.040	4.84	4.85	12.1	11.6	93.0	NO
41	44 13C2-PFDA	515.1 > 469.9	1.19e4	1.24e4	0.967	5.14	5.14	11.9	12.3	98.7	NO
42	45 d3-N-MeFOSAA	573.3 > 419	5.91e3	1.90e4	0.381	5.29	5.29	3.89	10.2	81.6	NO
43	46 d5-N-EtFOSAA	589.3 > 419	6.49e3	1.90e4	0.399	5.45	5.45	4.27	10.7	85.6	NO
44	47 13C2-PFUdA	565 > 519.8	1.98e4	1.90e4	0.985	5.46	5.47	13.0	13.2	105.9	NO
45	48 13C2-PFDoA	615.0 > 569.7	1.23e4	1.90e4	0.813	5.74	5.75	8.07	9.92	79.4	NO
46	49 d3-N-MeFOSA	515.2 > 168.9	2.19e4	1.90e4	0.124	5.84	5.98	14.4	116	77.2	NO
47	50 13C2-PFTeDA	714.8 > 669.6	6.37e3	1.90e4	0.379	6.20	6.22	4.19	11.1	88.5	NO
48	51 d5-N-ETFOSA	531.1 > 168.9	3.44e4	1.90e4	0.189	6.22	6.38	22.6	119	79.6	NO
49	52 13C2-PFHxDA	815 > 769.7	4.73e3	1.90e4	0.703	6.51	6.55	3.11	4.43	88.6	NO
50	53 d7-N-MeFOSE	623.1 > 58.9	2.57e4	1.90e4	0.157	6.31	6.49	16.9	107	71.5	NO
51	54 d9-N-EtFOSE	639.2 > 58.8	2.61e4	1.90e4	0.146	6.45	6.63	17.1	117	78.0	NO
52	55 13C4-PFBA	217. > 171.8	8.88e3	8.88e3	1.000	1.46	1.47	12.5	12.5	100.0	NO
53	56 13C5-PFHxA	318 > 272.9	1.50e4	1.50e4	1.000	3.19	3.19	12.5	12.5	100.0	NO
54	57 13C3-PFHxS	401.9 > 79.9	3.71e3	3.71e3	1.000	3.96	3.95	12.5	12.5	100.0	NO
55	58 13C8-PFOA	421.3 > 376	1.27e4	1.27e4	1.000	4.33	4.33	12.5	12.5	100.0	NO
56	59 13C9-PFNA	472.2 > 426.9	1.34e4	1.34e4	1.000	4.70	4.77	12.5	12.5	100.0	NO
57	60 13C4-PFOS	503 > 79.9	3.95e3	3.95e3	1.000	4.84	4.85	12.5	12.5	100.0	NO
58	61 13C6-PFDA	519.1 > 473.7	1.24e4	1.24e4	1.000	5.14	5.14	12.5	12.5	100.0	NO
59	62 13C7-PFUdA	570.1 > 524.8	1.90e4	1.90e4	1.000	5.46	5.47	12.5	12.5	100.0	NO

Vista Analytical Laboratory

Dataset: Untitled

Last Altered: Friday, March 02, 2018 10:21:07 Pacific Standard Time

Printed: Friday, March 02, 2018 10:32:30 Pacific Standard Time

Method: F:\Projects\PFAS.PRO\MethDB\PFAS_FULL_80C_022718.mdb 28 Feb 2018 13:19:45

Calibration: F:\Projects\PFAS.PRO\CurveDB\IC18_VAL-PFAS_Q4_02-28-18-FULL.cdb 01 Mar 2018 12:54:21

Compound name: PFBA

	Name	ID	Acq.Date	Acq.Time
1	180228M1_1	IPA	28-Feb-18	20:33:26
2	180228M1_2	ST180228M1-1 PFC CS-2 18B2312	28-Feb-18	20:44:50
3	180228M1_3	ST180228M1-2 PFC CS-1 18B2313	28-Feb-18	20:56:17
4	180228M1_4	ST180228M1-3 PFC CS0 18B2314	28-Feb-18	21:07:44
5	180228M1_5	ST180228M1-4 PFC CS1 18B2315	28-Feb-18	21:19:13
6	180228M1_6	ST180228M1-5 PFC CS2 18B2316	28-Feb-18	21:30:43
7	180228M1_7	ST180228M1-6 PFC CS3 18B2317	28-Feb-18	21:42:12
8	180228M1_8	ST180228M1-7 PFC CS4 18B2318	28-Feb-18	21:53:43
9	180228M1_9	ST180228M1-8 PFC CS5 18B2319	28-Feb-18	22:05:09
10	180228M1_10	ST180228M1-9 PFC CS6 18B2320	28-Feb-18	22:16:39
11	180228M1_11	ST180228M1-10 PFC CS7 18B2321	28-Feb-18	22:28:09
12	180228M1_12	IPA	28-Feb-18	22:39:39
13	180228M1_13	ICV180228M1-1 PFC ICV 18B2311	28-Feb-18	22:51:06
14	180228M1_14	IPA	28-Feb-18	23:02:32
15	180228M1_15	1800170-04@10X C1 Comp 0.02028	28-Feb-18	23:13:59
16	180228M1_16	1800342-14@10X WI-AF-MW-201-0218 0.11911	28-Feb-18	23:25:29
17	180228M1_17	1800342-18@5x WI-AF-N2-6C-0218 0.11624	28-Feb-18	23:36:59
18	180228M1_18	1800333-03 REEPDW188 0.12197	28-Feb-18	23:48:28
19	180228M1_19	B8B0129-BS1 OPR 0.125	28-Feb-18	23:59:58
20	180228M1_20	B8B0129-BLK1 Method Blank 0.125	01-Mar-18	00:11:28
21	180228M1_21	B8B0129-MS1 Matrix Spike 0.11962	01-Mar-18	00:22:55
22	180228M1_22	B8B0129-MSD1 Matrix Spike Dup 0.12145	01-Mar-18	00:34:21
23	180228M1_23	1800332-01 OF-RW42B-MID01-0218 0.11601	01-Mar-18	00:45:48
24	180228M1_24	1800332-02 OF-RW42B-EFF01-0218 0.1211	01-Mar-18	00:57:15
25	180228M1_25	1800332-03 OF-RW42B-FB01-0218 0.12204	01-Mar-18	01:08:45
26	180228M1_26	1800332-04 OF-RW42C-INF01-0218 0.1208	01-Mar-18	01:20:14
27	180228M1_27	1800332-05 OF-RW42C-MID01-0218 0.12063	01-Mar-18	01:31:43
28	180228M1_28	1800332-06 OF-RW42C-EFF01-0218 0.11886	01-Mar-18	01:43:12
29	180228M1_29	1800332-07 OF-RW42C-FB01-0218 0.11859	01-Mar-18	01:54:42
30	180228M1_30	1800332-08 OF-INF01-WT-021418 0.11784	01-Mar-18	02:06:11
31	180228M1_31	IPA	01-Mar-18	02:17:42

Dataset: Untitled

Last Altered: Friday, March 02, 2018 10:21:07 Pacific Standard Time
Printed: Friday, March 02, 2018 10:32:30 Pacific Standard Time

Compound name: PFBA

	Name	ID	Acq.Date	Acq.Time
32	180228M1_32	ST180228M1-11 PFC CS3 18B2317	01-Mar-18	02:29:08
33	180228M1_33	IPA	01-Mar-18	02:40:38
34	180228M1_34	1800332-09 OF-MID01-WT-021418 0.11976	01-Mar-18	02:52:08
35	180228M1_35	1800332-10 OF-FB01-WT-021418 0.12199	01-Mar-18	03:03:35
36	180228M1_36	1800332-11 OF-EFF01-WT-021418 0.12052	01-Mar-18	03:15:04
37	180228M1_37	1800332-12 OF-EFF01P-WT-021418 0.12067	01-Mar-18	03:26:31
38	180228M1_38	1800337-01 REEPDW189 0.12105	01-Mar-18	03:38:01
39	180228M1_39	1800338-01 REEPDW189FRB 0.12225	01-Mar-18	03:49:31
40	180228M1_40	1800339-01 WI-A06-MW-06-0218 0.11846	01-Mar-18	04:00:57
41	180228M1_41	1800339-02 WI-A06-FB01-021618 0.12165	01-Mar-18	04:12:27
42	180228M1_42	1800339-03 WI-A06-EB01-021618 0.12121	01-Mar-18	04:23:56
43	180228M1_43	1800339-04 WI-A06-S-01-0218 0.12143	01-Mar-18	04:35:23
44	180228M1_44	1800339-05 WI-A06-S-01P-0218 0.12184	01-Mar-18	04:46:52
45	180228M1_45	1800339-06 WI-A06-FB01-021918 0.12222	01-Mar-18	04:58:21
46	180228M1_46	B8B0121-BS1 OPR 0.125	01-Mar-18	05:09:51
47	180228M1_47	B8B0121-BSD1 LCSD 0.125	01-Mar-18	05:21:21
48	180228M1_48	B8B0121-BLK1 Method Blank 0.125	01-Mar-18	05:32:51
49	180228M1_49	1800327-01 OF-RW42A-0218 0.10903	01-Mar-18	05:44:18
50	180228M1_50	1800327-02 OF-FB42C-0218 0.11801	01-Mar-18	05:55:45
51	180228M1_51	1800327-03 OF-FB42A-0218 0.11946	01-Mar-18	06:07:12
52	180228M1_52	1800327-04 OF-RW42B-0218 0.10944	01-Mar-18	06:18:38
53	180228M1_53	1800327-05 OF-FB42B-0218 0.11557	01-Mar-18	06:30:07
54	180228M1_54	1800327-06 OF-RW44-0218 0.11833	01-Mar-18	06:41:38
55	180228M1_55	IPA	01-Mar-18	06:53:05
56	180228M1_56	ST180228M1-12 PFC CS3 18B2317	01-Mar-18	07:04:32
57	180228M1_57	IPA	01-Mar-18	07:15:59
58	180228M1_58	1800327-07 OF-FB44-0218 0.12118	01-Mar-18	07:27:25
59	180228M1_59	1800327-08 OF-RW59-0218 0.1103	01-Mar-18	07:38:55
60	180228M1_60	1800327-09 OF-FB59-0218 0.11633	01-Mar-18	07:50:24
61	180228M1_61	1800327-10 OF-RW03-0218 0.11147	01-Mar-18	08:01:54
62	180228M1_62	1800327-11 OF-FB03-0218 0.11762	01-Mar-18	08:13:20
63	180228M1_63	1800327-12 OF-RW37-0218 0.11621	01-Mar-18	08:24:51
64	180228M1_64	1800327-13 OF-FB37-0218 0.1165	01-Mar-18	08:36:21
65	180228M1_65	IPA	01-Mar-18	08:47:50

Vista Analytical Laboratory

Dataset: Untitled

Last Altered: Friday, March 02, 2018 10:21:07 Pacific Standard Time

Printed: Friday, March 02, 2018 10:32:30 Pacific Standard Time

Compound name: PFBA

	Name	ID	Acq.Date	Acq.Time
66	180228M1_66	ST180228M1-13 PFC CS0 18B2314	01-Mar-18	08:59:19
67	180228M1_67	IPA	01-Mar-18	09:10:46
68	180228M1_68	B8B0131-BS1 OPR 0.125	01-Mar-18	09:22:16
69	180228M1_69	B8B0131-BLK1 Method Blank 0.125	01-Mar-18	09:33:45
70	180228M1_70	B8B0131-MS1 Matrix Spike 0.12126	01-Mar-18	09:45:15
71	180228M1_71	B8B0131-MSD1 Matrix Spike Dup 0.11914	01-Mar-18	09:56:44
72	180228M1_72	1800329-01 OF-RW59-INF01-0218 0.11462	01-Mar-18	10:08:14
73	180228M1_73	1800329-02 OF-RW59-INF01P-0218 0.11789	01-Mar-18	10:19:43
74	180228M1_74	1800329-03 OF-RW59-MID01-0218 0.11984	01-Mar-18	10:31:12
75	180228M1_75	1800329-04 OF-RW59-EFF01-0218 0.1216	01-Mar-18	10:42:42
76	180228M1_76	1800329-05 OF-RW59-FB01-0218 0.11314	01-Mar-18	10:54:09
77	180228M1_77	1800329-06 OF-RW08-INF01-0218 0.12179	01-Mar-18	11:05:38
78	180228M1_78	1800329-07 OF-RW08-MID01-0218 0.10892	01-Mar-18	11:17:08
79	180228M1_79	1800329-08 OF-RW08-EFF01-0218 0.12262	01-Mar-18	11:28:37
80	180228M1_80	1800329-09 OF-RW08-FB01-0218 0.12173	01-Mar-18	11:40:04
81	180228M1_81	1800329-10 OF-RW63-INF01-0218 0.11237	01-Mar-18	11:51:33
82	180228M1_82	1800329-11 OF-RW63-MID01-0218 0.11515	01-Mar-18	12:03:02
83	180228M1_83	1800329-12 OF-RW63-EFF01-0218 0.12129	01-Mar-18	12:14:29
84	180228M1_84	1800329-13 OF-RW63-FB01-0218 0.12066	01-Mar-18	12:25:56
85	180228M1_85	IPA	01-Mar-18	12:37:23
86	180228M1_86	ST180228M1-14 PFC CS3 18B2317	01-Mar-18	12:48:50
87	180228M1_87	IPA	01-Mar-18	13:00:20
88	180228M1_88	1800329-14 OF-RW44-INF01-0218 0.11484	01-Mar-18	13:11:49
89	180228M1_89	1800329-15 OF-RW44-MID01-0218 0.12094	01-Mar-18	13:23:18
90	180228M1_90	1800329-16 OF-RW44-EFF01-0218 0.11743	01-Mar-18	13:34:48
91	180228M1_91	1800329-17 OF-RW44-FB01-0218 0.12155	01-Mar-18	13:46:17
92	180228M1_92	1800329-18 OF-RW42B-INF01-0218 0.11569	01-Mar-18	13:57:47
93	180228M1_93	B8B0122-BS1 OPR 0.125	01-Mar-18	14:09:16
94	180228M1_94	B8B0122-BSD1 LCSD 0.125	01-Mar-18	14:20:46
95	180228M1_95	B8B0122-BLK1 Method Blank 0.125	01-Mar-18	14:32:16
96	180228M1_96	1800323-01 OF-RW83-0218 0.11418	01-Mar-18	14:43:45
97	180228M1_97	1800323-02 OF-FB83-0218 0.11591	01-Mar-18	14:55:15
98	180228M1_98	1800323-03 OF-RW38-0218 0.11407	01-Mar-18	15:06:44
99	180228M1_99	1800323-04 OF-FB38-0218 0.11688	01-Mar-18	15:18:14

Vista Analytical Laboratory

Dataset: Untitled

Last Altered: Friday, March 02, 2018 10:21:07 Pacific Standard Time

Printed: Friday, March 02, 2018 10:32:30 Pacific Standard Time

Compound name: PFBA

	Name	ID	Acq.Date	Acq.Time
100	180228M1_100	1800323-05 OF-RW43-0218 0.1084	01-Mar-18	15:29:43
101	180228M1_101	1800323-06 OF-FB43-0218 0.10942	01-Mar-18	15:41:13
102	180228M1_102	1800323-07 OF-RW08-0218 0.11646	01-Mar-18	15:52:43
103	180228M1_103	1800323-08 OF-FB08-0218 0.11707	01-Mar-18	16:04:11
104	180228M1_104	1800323-09 OF-RW16-0218 0.11565	01-Mar-18	16:15:38
105	180228M1_105	1800323-10 OF-FB16-0218 0.11729	01-Mar-18	16:27:08
106	180228M1_106	1800324-01 OF-RW63-0218 0.11462	01-Mar-18	16:38:35
107	180228M1_107	1800324-02 OF-FB63-0218 0.11622	01-Mar-18	16:50:02
108	180228M1_108	IPA	01-Mar-18	17:01:29
109	180228M1_109	ST180228M1-15 PFC CS3 18B2317	01-Mar-18	17:12:55
110	180228M1_110	IPA	01-Mar-18	17:24:22
111	180228M1_111	1800324-03 OF-RW23-0218 0.11311	01-Mar-18	17:35:51
112	180228M1_112	1800324-04 OF-FB23-0218 0.11692	01-Mar-18	17:47:22
113	180228M1_113	1800324-05 OF-RW28-0218 0.11227	01-Mar-18	17:58:51
114	180228M1_114	1800324-06 OF-FB28-0218 0.11581	01-Mar-18	18:10:21
115	180228M1_115	1800324-07 OF-RW60-0218 0.11223	01-Mar-18	18:21:50
116	180228M1_116	1800324-08 OF-RW60P-0218 0.11541	01-Mar-18	18:33:20
117	180228M1_117	1800324-09 OF-FB60-0218 0.11817	01-Mar-18	18:44:47
118	180228M1_118	1800324-10 OF-RW42C-0218 0.11358	01-Mar-18	18:56:13
119	180228M1_119	B8B0068-BS1 OPR 0.25	01-Mar-18	19:07:40
120	180228M1_120	B8B0068-BLK1 Method Blank 0.25	01-Mar-18	19:19:07
121	180228M1_121	1800272-01 MtBE_7256 0.26427	01-Mar-18	19:30:37
122	180228M1_122	1800286-01 GW2125180205RAP 0.25961	01-Mar-18	19:42:07
123	180228M1_123	1800286-02 GW3135180206RAP 0.25631	01-Mar-18	19:53:34
124	180228M1_124	1800286-03 GW4044180206RAP 0.25699	01-Mar-18	20:05:04
125	180228M1_125	1800286-04 GW5054180206RAP 0.26906	01-Mar-18	20:16:31
126	180228M1_126	1800286-05 GW5963180207RAP 0.26219	01-Mar-18	20:28:00
127	180228M1_127	IPA	01-Mar-18	20:39:27
128	180228M1_128	ST180228M1-16 PFC CS0 18B2314	01-Mar-18	20:50:57
129	180228M1_129	IPA	01-Mar-18	21:02:24
130	180228M1_130	1800286-06 GW2024180207RAP 0.25995	01-Mar-18	21:13:51
131	180228M1_131	1800286-07 GW3034180207RAP 0.25817	01-Mar-18	21:25:17
132	180228M1_132	1800286-08 GW4145180207RAP 0.26371	01-Mar-18	21:36:44
133	180228M1_133	1800286-09 GW5054180208RAP 0.26011	01-Mar-18	21:48:14

Dataset: Untitled

Last Altered: Friday, March 02, 2018 10:21:07 Pacific Standard Time
Printed: Friday, March 02, 2018 10:32:30 Pacific Standard Time

Compound name: PFBA

	Name	ID	Acq.Date	Acq.Time
134	180228M1_134	1800293-01 HS DW WELL 1-TAP 0.26085	01-Mar-18	21:59:41
135	180228M1_135	1800293-02 FB1802071025AB 0.26261	01-Mar-18	22:11:08
136	180228M1_136	1800293-03 HS DW WELL 2-TAP 0.25552	01-Mar-18	22:22:37
137	180228M1_137	1800293-04 HS DW WELL 12-TAP 0.26089	01-Mar-18	22:34:07
138	180228M1_138	1800293-05 HS DW WELL 12-TAP-DUP 0.25274	01-Mar-18	22:45:36
139	180228M1_139	1800293-06 HS BUS Garage Well-TAP 0.25645	01-Mar-18	22:57:03
140	180228M1_140	1800293-07 HS Maint. Barn Well-TAP 0.25599	01-Mar-18	23:08:32
141	180228M1_141	IPA	01-Mar-18	23:20:02
142	180228M1_142	ST180228M1-17 PFC CS3 18B2317	01-Mar-18	23:31:32
143	180228M1_143	IPA	01-Mar-18	23:43:01
144	180228M1_144	1800293-08 Elementary School Well-TAP 0.261...	01-Mar-18	23:54:27
145	180228M1_145	IPA	02-Mar-18	00:05:57
146	180228M1_146	ST180228M1-18 PFC CS3 18B2317	02-Mar-18	00:17:27
147	180228M1_147	IPA	02-Mar-18	00:28:56

Dataset: F:\Projects\PFAS.PRO\Results\180228M1\180228M1-66.qld

Last Altered: Friday, March 02, 2018 11:36:43 Pacific Standard Time

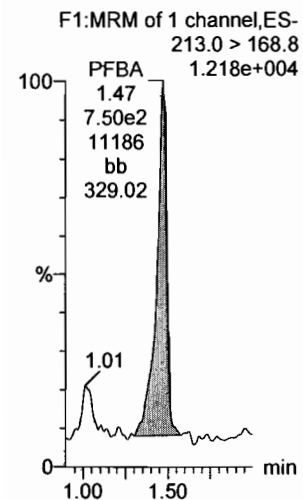
Printed: Friday, March 02, 2018 11:37:00 Pacific Standard Time

Method: F:\Projects\PFAS.PRO\MethDB\PFAS_FULL_80C_022718.mdb 28 Feb 2018 13:19:45

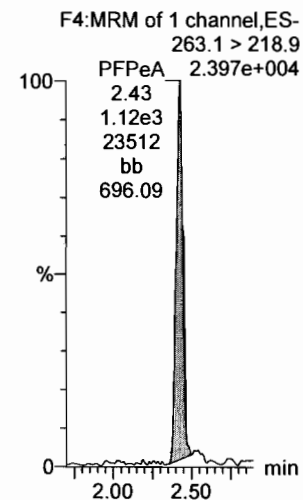
Calibration: F:\Projects\PFAS.PRO\CurveDB\C18_VAL-PFAS_Q4_02-28-18-FULL.cdb 01 Mar 2018 12:54:21

Name: 180228M1_66, Date: 01-Mar-2018, Time: 08:59:19, ID: ST180228M1-13 PFC CS0 18B2314, Description: PFC CS0 18B2314


PFBA




PFPeA



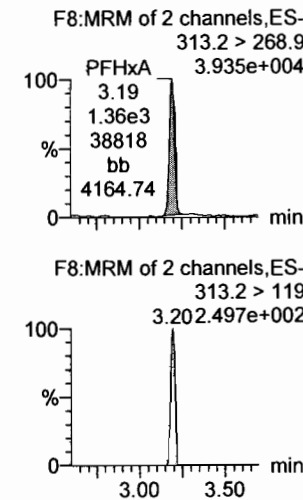
PFBS



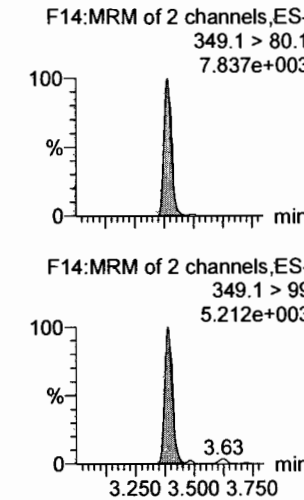
4:2 FTS



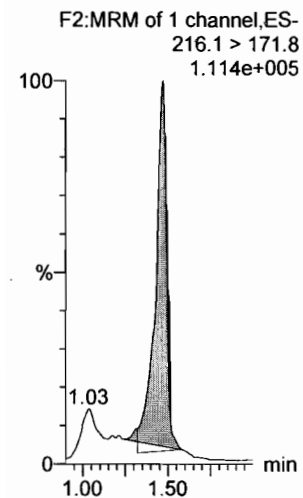
PFHxA



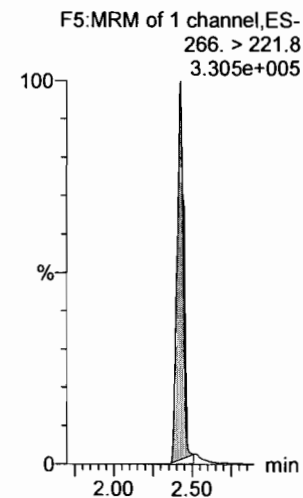
PFPeS



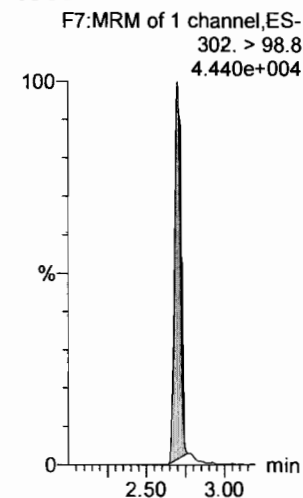
13C3-PFBA



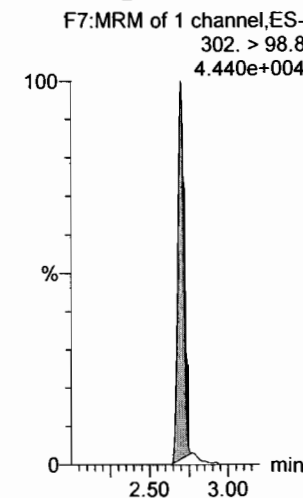
13C3-PFPeA



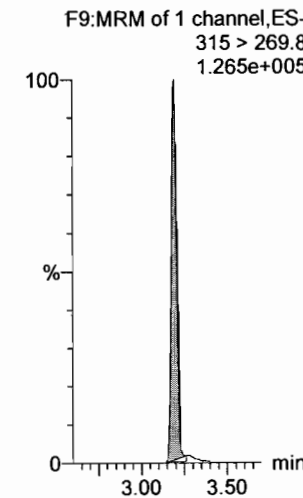
13C3-PFBS



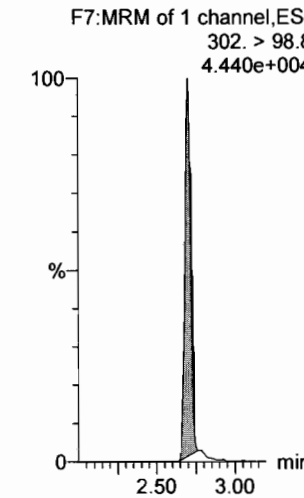
13C3-PFBS



13C2-PFHxA



13C3-PFBS



Dataset: F:\Projects\PFAS.PRO\Results\180228M1\180228M1-66.qld

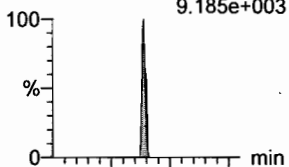
Last Altered: Friday, March 02, 2018 11:36:43 Pacific Standard Time

Printed: Friday, March 02, 2018 11:37:00 Pacific Standard Time

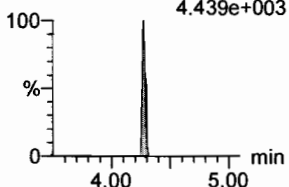
Name: 180228M1_66, Date: 01-Mar-2018, Time: 08:59:19, ID: ST180228M1-13 PFC CS0 18B2314, Description: PFC CS0 18B2314

6:2 FTS

F23:MRM of 2 channels,ES-
427.1 > 407
9.185e+003

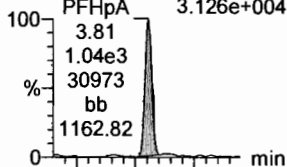


F23:MRM of 2 channels,ES-
427.1 > 80
4.439e+003

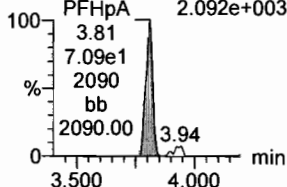


PFHpA

F15:MRM of 2 channels,ES-
363.0 > 318.9
3.126e+004

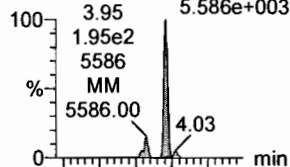


F15:MRM of 2 channels,ES-
363.0 > 169.0
2.092e+003

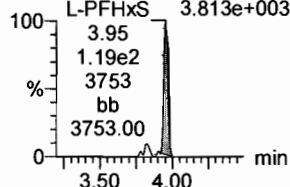


L-PFHxS

F17:MRM of 2 channels,ES-
L-PFHxS 398.9 > 79.6
5.586e+003

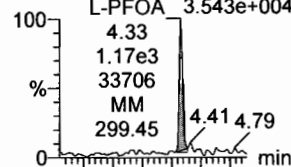


F17:MRM of 2 channels,ES-
L-PFHxS 398.9 > 99.0
3.813e+003

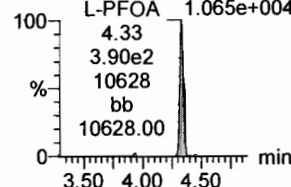


L-PFOA

F20:MRM of 2 channels,ES-
L-PFOA 413 > 368.7
3.543e+004

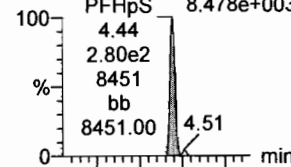


F20:MRM of 2 channels,ES-
L-PFOA 413 > 169
1.065e+004

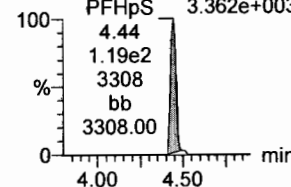


PFHpS

F25:MRM of 2 channels,ES-
PFHpS 449 > 80.0
8.478e+003

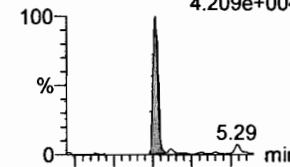


F25:MRM of 2 channels,ES-
PFHpS 449 > 98.7
3.362e+003

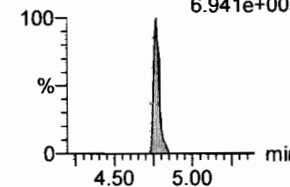


PFNA

F26:MRM of 2 channels,ES-
PFNA 463.0 > 418.8
4.209e+004

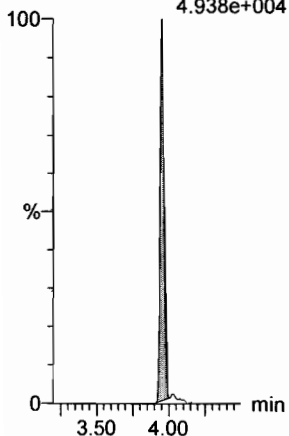


F26:MRM of 2 channels,ES-
PFNA 463.0 > 219.0
6.941e+003



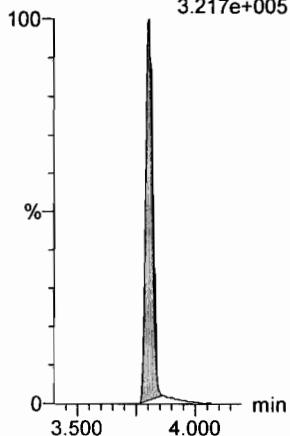
18O2-PFHxS

F19:MRM of 1 channel,ES-
18O2-PFHxS 403.0 > 102.6
4.938e+004




13C4-PFHpA

F16:MRM of 1 channel,ES-
13C4-PFHpA 367.2 > 321.8
3.217e+005



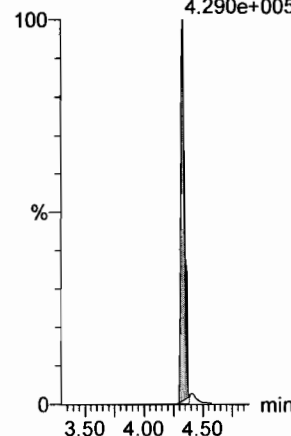
13C2-PFOA

F21:MRM of 1 channel,ES-
13C2-PFOA 414.9 > 369.7
4.290e+005



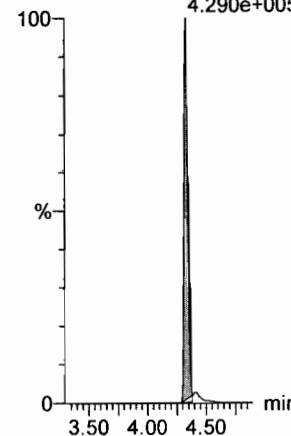
13C2-PFOA

F21:MRM of 1 channel,ES-
13C2-PFOA 414.9 > 369.7
4.290e+005



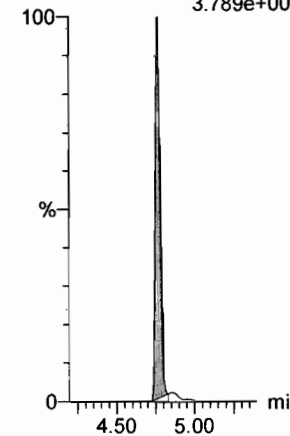
13C2-PFOA

F21:MRM of 1 channel,ES-
13C2-PFOA 414.9 > 369.7
4.290e+005



13C5-PFNA

F27:MRM of 1 channel,ES-
13C5-PFNA 468.2 > 422.9
3.789e+005



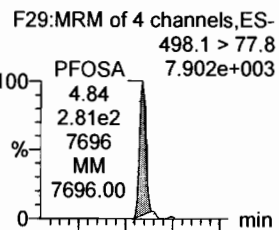
Dataset: F:\Projects\PFAS.PRO\Results\180228M1\180228M1-66.qld

Last Altered: Friday, March 02, 2018 11:36:43 Pacific Standard Time

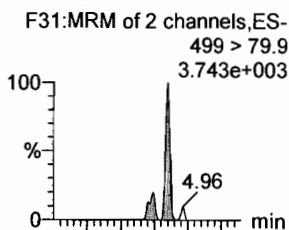
Printed: Friday, March 02, 2018 11:37:00 Pacific Standard Time

Name: 180228M1_66, Date: 01-Mar-2018, Time: 08:59:19, ID: ST180228M1-13 PFC CS0 18B2314, Description: PFC CS0 18B2314

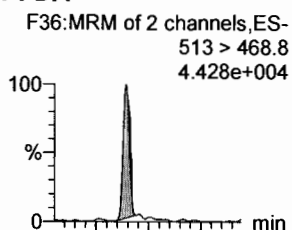
PFOSA



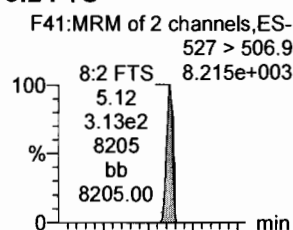
L-PFOS



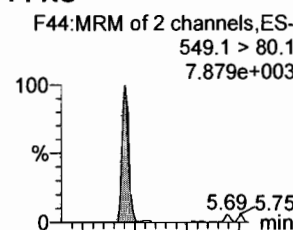
PFDA



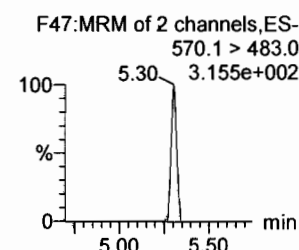
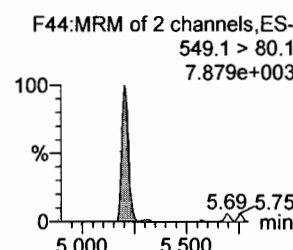
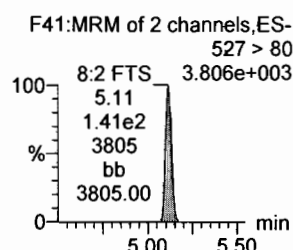
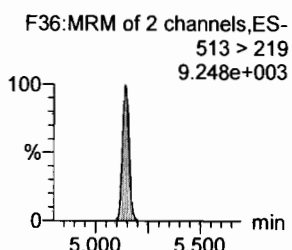
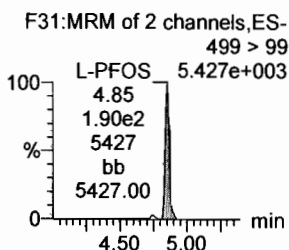
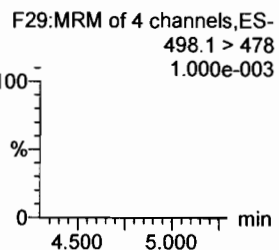
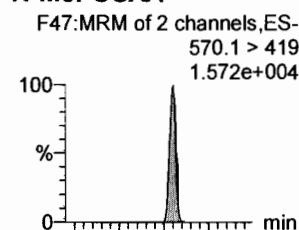
8:2 FTS



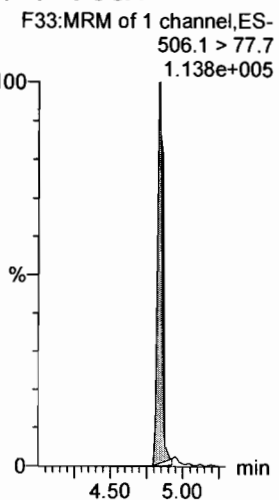
PFNS



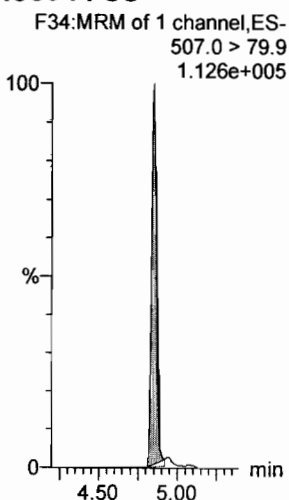
N-MeFOSAA



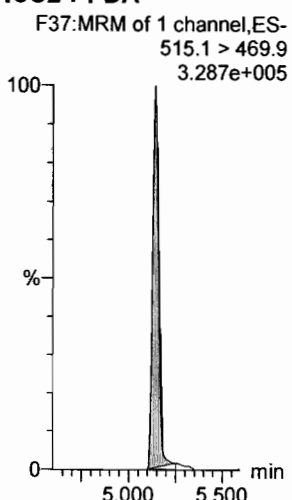
13C8-PFOSA




13C8-PFOS



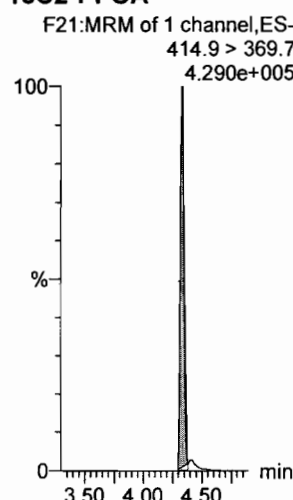
13C2-PFDA



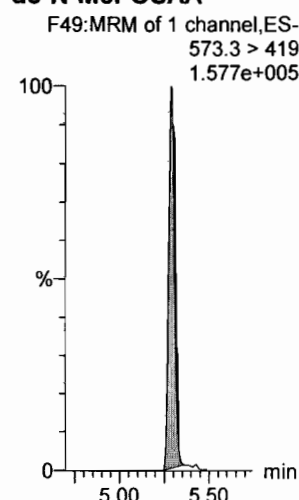
13C2-PFOA



13C2-PFOA



d3-N-MeFOSAA

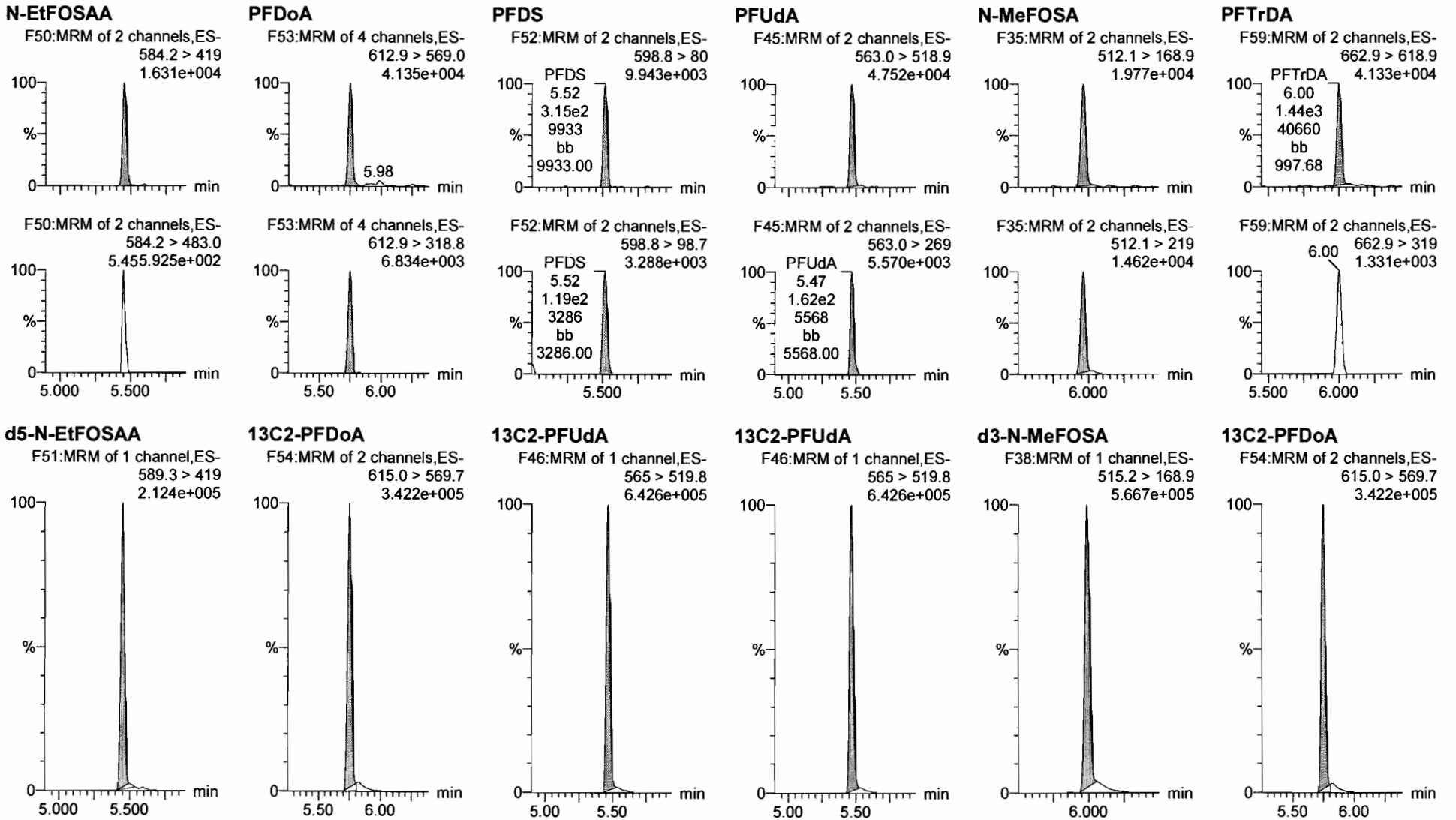


Dataset: F:\Projects\PFAS.PRO\Results\180228M1\180228M1-66.qld

Last Altered: Friday, March 02, 2018 11:36:43 Pacific Standard Time

Printed: Friday, March 02, 2018 11:37:00 Pacific Standard Time

Name: 180228M1_66, Date: 01-Mar-2018, Time: 08:59:19, ID: ST180228M1-13 PFC CS0 18B2314, Description: PFC CS0 18B2314



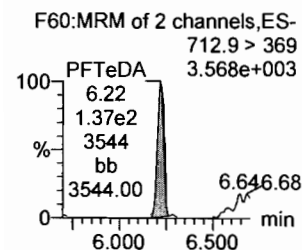
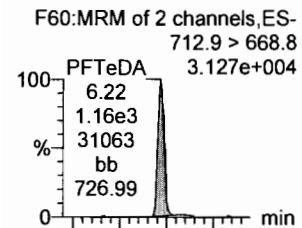
Dataset: F:\Projects\PFAS.PRO\Results\180228M1\180228M1-66.qld

Last Altered: Friday, March 02, 2018 11:36:43 Pacific Standard Time

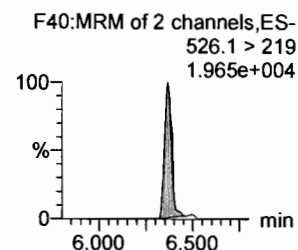
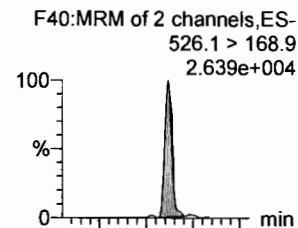
Printed: Friday, March 02, 2018 11:37:00 Pacific Standard Time

Name: 180228M1_66, Date: 01-Mar-2018, Time: 08:59:19, ID: ST180228M1-13 PFC CS0 18B2314, Description: PFC CS0 18B2314

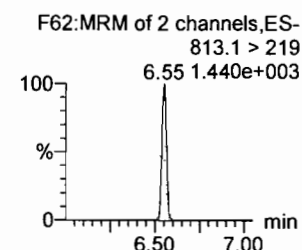
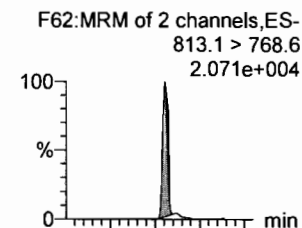
PFTeDA



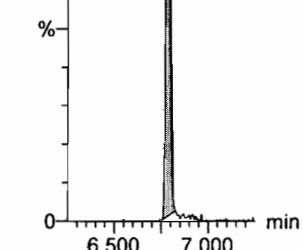

N-EtFOSA



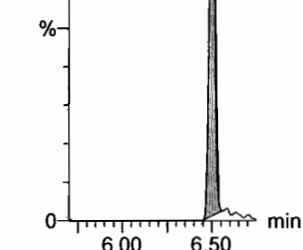
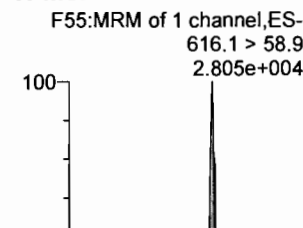
PFHxDA



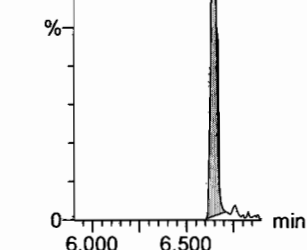
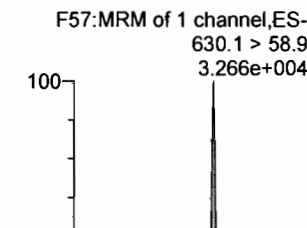
PFODA



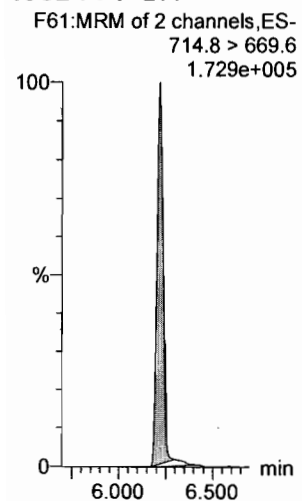
N-MeFOSE



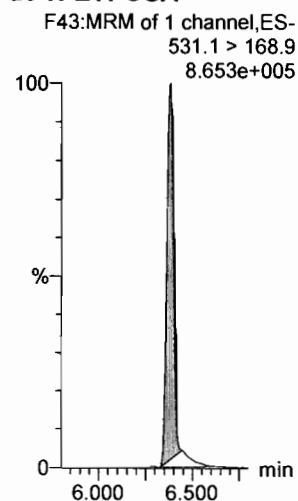
N-EtFOSE



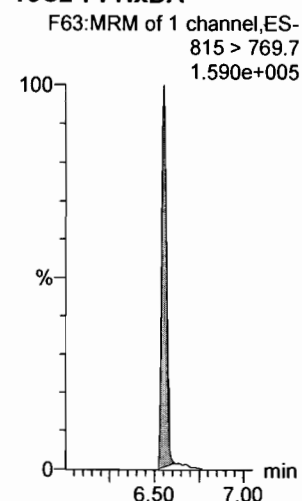
13C2-PFTeDA



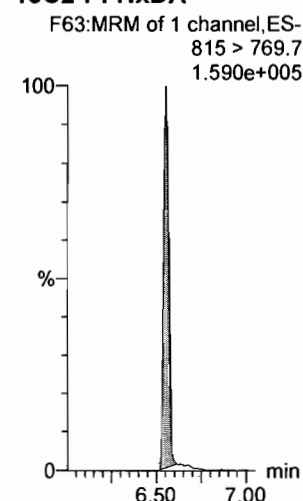
d5-N-ETFOSA



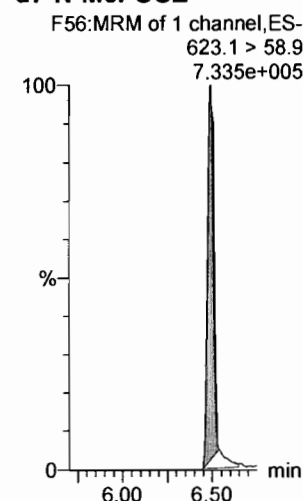
13C2-PFHxDA



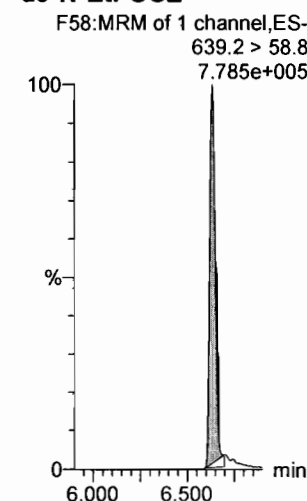
13C2-PFHxDA



d7-N-MeFOSE



d9-N-EtFOSE



Dataset: F:\Projects\PFAS.PRO\Results\180228M1\180228M1-66.qld

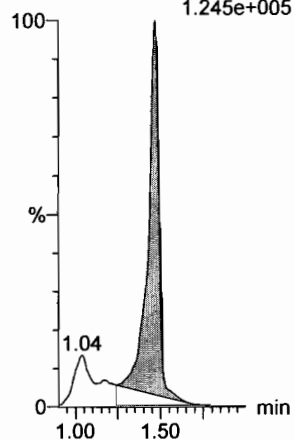
Last Altered: Friday, March 02, 2018 11:36:43 Pacific Standard Time

Printed: Friday, March 02, 2018 11:37:00 Pacific Standard Time

Name: 180228M1_66, Date: 01-Mar-2018, Time: 08:59:19, ID: ST180228M1-13 PFC CS0 18B2314, Description: PFC CS0 18B2314

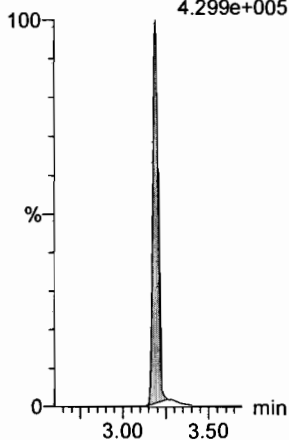
13C4-PFBA

F3:MRM of 1 channel,ES-
217. > 171.8
1.245e+005



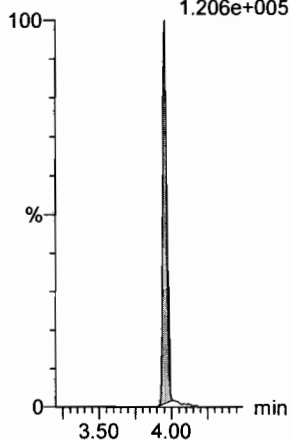
13C5-PFHxA

F10:MRM of 1 channel,ES-
318 > 272.9
4.299e+005



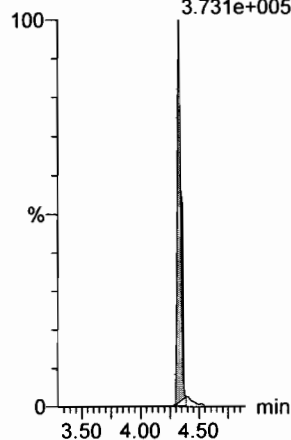
13C3-PFHxS

F18:MRM of 1 channel,ES-
401.9 > 79.9
1.206e+005



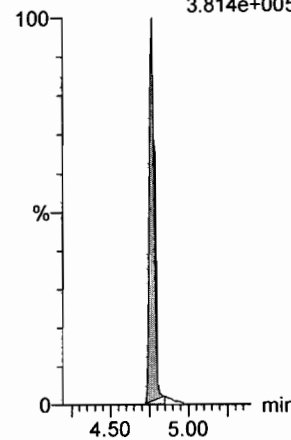
13C8-PFOA

F22:MRM of 1 channel,ES-
421.3 > 376
3.731e+005



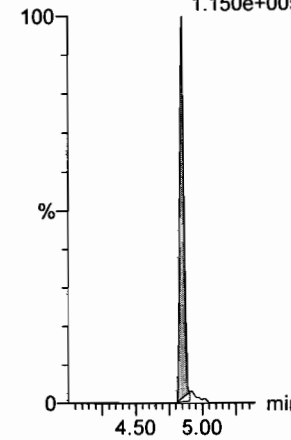
13C9-PFNA

F28:MRM of 1 channel,ES-
472.2 > 426.9
3.814e+005



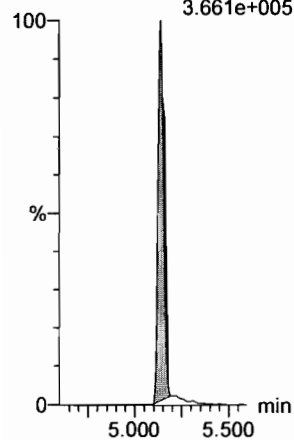
13C4-PFOS

F32:MRM of 1 channel,ES-
503 > 79.9
1.150e+005



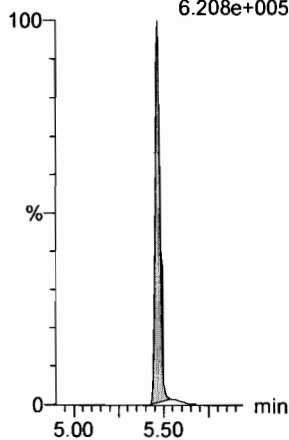
13C6-PFDA

F39:MRM of 1 channel,ES-
519.1 > 473.7
3.661e+005



13C7-PFUDa

F48:MRM of 1 channel,ES-
570.1 > 524.8
6.208e+005



Dataset: F:\Projects\PFAS.PRO\Results\180228M1\180228M1-86.qld

Last Altered: Friday, March 02, 2018 11:38:29 Pacific Standard Time

Printed: Friday, March 02, 2018 11:38:34 Pacific Standard Time

Method: F:\Projects\PFAS.PRO\MethDB\PFAS_FULL_80C_022718.mdb 28 Feb 2018 13:19:45

Calibration: F:\Projects\PFAS.PRO\CurveDB\C18_VAL-PFAS_Q4_02-28-18-FULL.cdb 01 Mar 2018 12:54:21

Name: 180228M1_86, Date: 01-Mar-2018, Time: 12:48:50, ID: ST180228M1-14 PFC CS3 18B2317, Description: PFC CS3 18B2317

#	Name	Trace	Area	IS Area	RRF	Pred RT	RT	y Axis Resp.	Conc.	%Rec	Recovery Out
1	1 PFBA	213.0 > 168.8	8.75e3	9.24e3		1.46	1.47	11.8	10.2	101.5	NO
2	2 PFPeA	263.1 > 218.9	1.13e4	1.37e4		2.31	2.44	10.3	10.8	108.3	NO
3	3 PFBS	299.0 > 79.7	2.76e3	1.75e3		2.60	2.71	19.7	11.4	114.4	NO
4	4 4:2 FTS	327.2>307.2	2.10e3	1.75e3		3.00	3.11	15.0	10.3	103.5	NO
5	5 PFHxA	313.2 > 268.9	1.37e4	4.22e3		3.19	3.20	16.3	10.4	103.7	NO
6	6 PFPeS	349.1>80.1	2.93e3	1.75e3		3.39	3.40	20.9	11.1	110.9	NO
7	7 PFHpA	363.0 > 318.9	1.05e4	9.76e3		3.81	3.81	13.4	10.6	106.3	NO
8	8 L-PFHxS	398.9 > 79.6	1.76e3	1.29e3		4.17	3.96	17.1	8.37	83.7	NO
9	10 6:2 FTS	427.1 > 407	2.58e3	1.49e4		4.28	4.28	2.16	10.2	101.8	NO
10	11 L-PFOA	413 > 368.7	1.18e4	1.49e4		4.40	4.34	9.91	10.3	102.7	NO
11	13 PFHpS	449 > 80.0	2.94e3	1.49e4		4.44	4.44	2.46	11.0	110.2	NO
12	14 PFNA	463.0 > 418.8	1.40e4	1.31e4		4.76	4.77	13.4	10.6	105.8	NO
13	15 PFOSA	498.1 > 77.8	3.13e3	4.00e3		4.83	4.84	9.77	10.0	100.3	NO
14	16 L-PFOS	499 > 79.9	3.24e3	3.23e3		4.90	4.85	12.5	12.4	123.8	NO
15	18 PFDA	513 > 468.8	1.54e4	1.31e4		5.14	5.15	14.7	10.1	100.5	NO
16	19 8:2 FTS	527 > 506.9	3.42e3	1.49e4		5.12	5.11	2.87	10.5	104.6	NO
17	20 PFNS	549.1>80.1	2.50e3	3.23e3		5.08	5.21	9.69	12.1	120.6	NO
18	21 N-MeFOSAA	570.1 > 419	7.52e3	5.98e3		5.29	5.30	15.7	11.7	117.1	NO
19	22 N-EiFOSAA	584.2 > 419	5.90e3	6.58e3		5.45	5.46	11.2	11.9	119.3	NO
20	23 PFUdA	563.0 > 518.9	1.32e4	1.44e4		5.46	5.47	11.4	11.5	114.7	NO
21	24 PFDS	598.8 > 80	3.25e3	1.44e4		5.51	5.52	2.83	11.9	118.9	NO
22	25 PFDaA	612.9 > 569.0	1.51e4	1.18e4		5.74	5.75	16.0	12.8	127.7	NO
23	26 N-MeFOSA	512.1 > 168.9	7.78e3	2.17e4		5.84	5.97	53.7	56.6	113.2	NO
24	27 PFTTrDA	662.9 > 618.9	1.43e4	1.18e4		5.98	6.00	15.2	10.4	104.1	NO
25	28 PFTeDA	712.9 > 668.8	9.62e3	6.22e3		6.20	6.22	19.3	8.05	80.5	NO
26	29 N-EiFOSA	526.1 > 168.9	1.07e4	3.38e4		6.22	6.37	47.6	51.5	103.1	NO
27	30 PFHxDA	813.1 > 768.6	5.59e3	4.55e3		6.51	6.56	6.15	9.77	97.7	NO
28	31 PFODA	913.1 > 868.8	6.78e3	4.55e3		6.74	6.79	7.45	11.1	110.7	NO
29	32 N-MeFOSE	616.1 > 58.9	8.69e3	2.73e4		6.31	6.50	47.9	45.5	90.9	NO
30	33 N-EiFOSE	630.1 > 58.9	1.18e4	2.78e4		6.45	6.65	63.8	52.9	105.8	NO
31	34 13C3-PFBA	216.1 > 171.8	9.24e3	1.04e4	0.869	1.46	1.47	11.1	12.8	102.3	NO

OM
3/2/18

Dataset: F:\Projects\PFAS.PRO\Results\180228M1\180228M1-86.qld

Last Altered: Friday, March 02, 2018 11:38:29 Pacific Standard Time

Printed: Friday, March 02, 2018 11:38:34 Pacific Standard Time

Name: 180228M1_86, Date: 01-Mar-2018, Time: 12:48:50, ID: ST180228M1-14 PFC CS3 18B2317, Description: PFC CS3 18B2317

	# Name	Trace	Area	IS Area	RRF	Pred.RT	RT	y Axis Resp.	Conc.	%Rec	Recovery Out
32	35 13C3-PFPeA	266. > 221.8	1.37e4	1.41e4	0.978	2.42	2.44	12.2	12.4	99.5	NO
33	36 13C3-PFBS	302. > 98.8	1.75e3	1.41e4	0.123	2.69	2.71	1.55	12.5	100.4	NO
34	37 13C2-PFHxA	315 > 269.8	4.22e3	1.41e4	0.712	3.19	3.20	3.73	5.24	104.8	NO
35	38 13C4-PFHpA	367.2 > 321.8	9.76e3	1.41e4	0.678	3.81	3.81	8.63	12.7	101.8	NO
36	39 18O2-PFHxS	403.0 > 102.6	1.29e3	3.71e3	0.392	3.96	3.96	4.34	11.0	88.4	NO
37	40 13C2-PFOA	414.9 > 369.7	1.49e4	1.22e4	1.308	4.33	4.34	15.3	11.7	93.6	NO
38	41 13C5-PFNA	468.2 > 422.9	1.31e4	1.46e4	0.976	4.76	4.77	11.2	11.5	91.7	NO
39	42 13C8-PFOSA	506.1 > 77.7	4.00e3	1.48e4	0.254	4.83	4.84	3.38	13.3	106.4	NO
40	43 13C8-PFOS	507.0 > 79.9	3.23e3	3.87e3	1.040	4.84	4.85	10.4	10.0	80.1	NO
41	44 13C2-PFDA	515.1 > 469.9	1.31e4	1.50e4	0.967	5.14	5.15	10.9	11.3	90.2	NO
42	45 d3-N-MeFOSAA	573.3 > 419	5.98e3	1.48e4	0.381	5.29	5.29	5.06	13.3	106.1	NO
43	46 d5-N-EtFOSAA	589.3 > 419	6.58e3	1.48e4	0.399	5.45	5.45	5.56	13.9	111.6	NO
44	47 13C2-PFUdA	565 > 519.8	1.44e4	1.48e4	0.985	5.46	5.47	12.1	12.3	98.7	NO
45	48 13C2-PFDoA	615.0 > 569.7	1.18e4	1.48e4	0.813	5.74	5.75	9.95	12.2	97.9	NO
46	49 d3-N-MeFOSA	515.2 > 168.9	2.17e4	1.48e4	0.124	5.84	5.99	18.4	147	98.3	NO
47	50 13C2-PFTeDA	714.8 > 669.6	6.22e3	1.48e4	0.379	6.20	6.22	5.26	13.9	111.1	NO
48	51 d5-N-ETFOSA	531.1 > 168.9	3.38e4	1.48e4	0.189	6.22	6.39	28.6	151	100.6	NO
49	52 13C2-PFHxDA	815 > 769.7	4.55e3	1.48e4	0.703	6.51	6.56	3.84	5.47	109.4	NO
50	53 d7-N-MeFOSE	623.1 > 58.9	2.73e4	1.48e4	0.157	6.31	6.49	23.0	146	97.5	NO
51	54 d9-N-EtFOSE	639.2 > 58.8	2.78e4	1.48e4	0.146	6.45	6.64	23.5	161	107.0	NO
52	55 13C4-PFBA	217. > 171.8	1.04e4	1.04e4	1.000	1.46	1.47	12.5	12.5	100.0	NO
53	56 13C5-PFHxA	318 > 272.9	1.41e4	1.41e4	1.000	3.19	3.20	12.5	12.5	100.0	NO
54	57 13C3-PFHxS	401.9 > 79.9	3.71e3	3.71e3	1.000	3.96	3.96	12.5	12.5	100.0	NO
55	58 13C8-PFOA	421.3 > 376	1.22e4	1.22e4	1.000	4.33	4.34	12.5	12.5	100.0	NO
56	59 13C9-PFNA	472.2 > 426.9	1.46e4	1.46e4	1.000	4.70	4.77	12.5	12.5	100.0	NO
57	60 13C4-PFOS	503 > 79.9	3.87e3	3.87e3	1.000	4.84	4.85	12.5	12.5	100.0	NO
58	61 13C6-PFDA	519.1 > 473.7	1.50e4	1.50e4	1.000	5.14	5.15	12.5	12.5	100.0	NO
59	62 13C7-PFUdA	570.1 > 524.8	1.48e4	1.48e4	1.000	5.46	5.47	12.5	12.5	100.0	NO

Vista Analytical Laboratory

Dataset: Untitled

Last Altered: Friday, March 02, 2018 10:21:07 Pacific Standard Time

Printed: Friday, March 02, 2018 10:32:30 Pacific Standard Time

Method: F:\Projects\PFAS.PRO\MethDB\PFAS_FULL_80C_022718.mdb 28 Feb 2018 13:19:45

Calibration: F:\Projects\PFAS.PRO\CurveDB\C18_VAL-PFAS_Q4_02-28-18-FULL.cdb 01 Mar 2018 12:54:21

Compound name: PFBA

	Name	ID	Acq.Date	Acq.Time
1	180228M1_1	IPA	28-Feb-18	20:33:26
2	180228M1_2	ST180228M1-1 PFC CS-2 18B2312	28-Feb-18	20:44:50
3	180228M1_3	ST180228M1-2 PFC CS-1 18B2313	28-Feb-18	20:56:17
4	180228M1_4	ST180228M1-3 PFC CS0 18B2314	28-Feb-18	21:07:44
5	180228M1_5	ST180228M1-4 PFC CS1 18B2315	28-Feb-18	21:19:13
6	180228M1_6	ST180228M1-5 PFC CS2 18B2316	28-Feb-18	21:30:43
7	180228M1_7	ST180228M1-6 PFC CS3 18B2317	28-Feb-18	21:42:12
8	180228M1_8	ST180228M1-7 PFC CS4 18B2318	28-Feb-18	21:53:43
9	180228M1_9	ST180228M1-8 PFC CS5 18B2319	28-Feb-18	22:05:09
10	180228M1_10	ST180228M1-9 PFC CS6 18B2320	28-Feb-18	22:16:39
11	180228M1_11	ST180228M1-10 PFC CS7 18B2321	28-Feb-18	22:28:09
12	180228M1_12	IPA	28-Feb-18	22:39:39
13	180228M1_13	ICV180228M1-1 PFC ICV 18B2311	28-Feb-18	22:51:06
14	180228M1_14	IPA	28-Feb-18	23:02:32
15	180228M1_15	1800170-04@10X C1 Comp 0.02028	28-Feb-18	23:13:59
16	180228M1_16	1800342-14@10X WI-AF-MW-201-0218 0.11911	28-Feb-18	23:25:29
17	180228M1_17	1800342-18@5x WI-AF-N2-6C-0218 0.11624	28-Feb-18	23:36:59
18	180228M1_18	1800333-03 REEPDW188 0.12197	28-Feb-18	23:48:28
19	180228M1_19	B8B0129-BS1 OPR 0.125	28-Feb-18	23:59:58
20	180228M1_20	B8B0129-BLK1 Method Blank 0.125	01-Mar-18	00:11:28
21	180228M1_21	B8B0129-MS1 Matrix Spike 0.11962	01-Mar-18	00:22:55
22	180228M1_22	B8B0129-MSD1 Matrix Spike Dup 0.12145	01-Mar-18	00:34:21
23	180228M1_23	1800332-01 OF-RW42B-MID01-0218 0.11601	01-Mar-18	00:45:48
24	180228M1_24	1800332-02 OF-RW42B-EFF01-0218 0.1211	01-Mar-18	00:57:15
25	180228M1_25	1800332-03 OF-RW42B-FB01-0218 0.12204	01-Mar-18	01:08:45
26	180228M1_26	1800332-04 OF-RW42C-INF01-0218 0.1208	01-Mar-18	01:20:14
27	180228M1_27	1800332-05 OF-RW42C-MID01-0218 0.12063	01-Mar-18	01:31:43
28	180228M1_28	1800332-06 OF-RW42C-EFF01-0218 0.11886	01-Mar-18	01:43:12
29	180228M1_29	1800332-07 OF-RW42C-FB01-0218 0.11859	01-Mar-18	01:54:42
30	180228M1_30	1800332-08 OF-INF01-WT-021418 0.11784	01-Mar-18	02:06:11
31	180228M1_31	IPA	01-Mar-18	02:17:42

Vista Analytical Laboratory

Dataset: Untitled

Last Altered: Friday, March 02, 2018 10:21:07 Pacific Standard Time

Printed: Friday, March 02, 2018 10:32:30 Pacific Standard Time

Compound name: PFBA

	Name	ID	Acq Date	Acq Time
32	180228M1_32	ST180228M1-11 PFC CS3 18B2317	01-Mar-18	02:29:08
33	180228M1_33	IPA	01-Mar-18	02:40:38
34	180228M1_34	1800332-09 OF-MID01-WT-021418 0.11976	01-Mar-18	02:52:08
35	180228M1_35	1800332-10 OF-FB01-WT-021418 0.12199	01-Mar-18	03:03:35
36	180228M1_36	1800332-11 OF-EFF01-WT-021418 0.12052	01-Mar-18	03:15:04
37	180228M1_37	1800332-12 OF-EFF01P-WT-021418 0.12067	01-Mar-18	03:26:31
38	180228M1_38	1800337-01 REEPDW189 0.12105	01-Mar-18	03:38:01
39	180228M1_39	1800338-01 REEPDW189FRB 0.12225	01-Mar-18	03:49:31
40	180228M1_40	1800339-01 WI-A06-MW-06-0218 0.11846	01-Mar-18	04:00:57
41	180228M1_41	1800339-02 WI-A06-FB01-021618 0.12165	01-Mar-18	04:12:27
42	180228M1_42	1800339-03 WI-A06-EB01-021618 0.12121	01-Mar-18	04:23:56
43	180228M1_43	1800339-04 WI-A06-S-01-0218 0.12143	01-Mar-18	04:35:23
44	180228M1_44	1800339-05 WI-A06-S-01P-0218 0.12184	01-Mar-18	04:46:52
45	180228M1_45	1800339-06 WI-A06-FB01-021918 0.12222	01-Mar-18	04:58:21
46	180228M1_46	B8B0121-BS1 OPR 0.125	01-Mar-18	05:09:51
47	180228M1_47	B8B0121-BSD1 LCSD 0.125	01-Mar-18	05:21:21
48	180228M1_48	B8B0121-BLK1 Method Blank 0.125	01-Mar-18	05:32:51
49	180228M1_49	1800327-01 OF-RW42A-0218 0.10903	01-Mar-18	05:44:18
50	180228M1_50	1800327-02 OF-FB42C-0218 0.11801	01-Mar-18	05:55:45
51	180228M1_51	1800327-03 OF-FB42A-0218 0.11946	01-Mar-18	06:07:12
52	180228M1_52	1800327-04 OF-RW42B-0218 0.10944	01-Mar-18	06:18:38
53	180228M1_53	1800327-05 OF-FB42B-0218 0.11557	01-Mar-18	06:30:07
54	180228M1_54	1800327-06 OF-RW44-0218 0.11833	01-Mar-18	06:41:38
55	180228M1_55	IPA	01-Mar-18	06:53:05
56	180228M1_56	ST180228M1-12 PFC CS3 18B2317	01-Mar-18	07:04:32
57	180228M1_57	IPA	01-Mar-18	07:15:59
58	180228M1_58	1800327-07 OF-FB44-0218 0.12118	01-Mar-18	07:27:25
59	180228M1_59	1800327-08 OF-RW59-0218 0.1103	01-Mar-18	07:38:55
60	180228M1_60	1800327-09 OF-FB59-0218 0.11633	01-Mar-18	07:50:24
61	180228M1_61	1800327-10 OF-RW03-0218 0.11147	01-Mar-18	08:01:54
62	180228M1_62	1800327-11 OF-FB03-0218 0.11762	01-Mar-18	08:13:20
63	180228M1_63	1800327-12 OF-RW37-0218 0.11621	01-Mar-18	08:24:51
64	180228M1_64	1800327-13 OF-FB37-0218 0.1165	01-Mar-18	08:36:21
65	180228M1_65	IPA	01-Mar-18	08:47:50

Vista Analytical Laboratory

Dataset: Untitled

Last Altered: Friday, March 02, 2018 10:21:07 Pacific Standard Time

Printed: Friday, March 02, 2018 10:32:30 Pacific Standard Time

Compound name: PFBA

	Name	ID	Acq.Date	Acq.Time
66	180228M1_66	ST180228M1-13 PFC CS0 18B2314	01-Mar-18	08:59:19
67	180228M1_67	IPA	01-Mar-18	09:10:46
68	180228M1_68	B8B0131-BS1 OPR 0.125	01-Mar-18	09:22:16
69	180228M1_69	B8B0131-BLK1 Method Blank 0.125	01-Mar-18	09:33:45
70	180228M1_70	B8B0131-MS1 Matrix Spike 0.12126	01-Mar-18	09:45:15
71	180228M1_71	B8B0131-MSD1 Matrix Spike Dup 0.11914	01-Mar-18	09:56:44
72	180228M1_72	1800329-01 OF-RW59-INF01-0218 0.11462	01-Mar-18	10:08:14
73	180228M1_73	1800329-02 OF-RW59-INF01P-0218 0.11789	01-Mar-18	10:19:43
74	180228M1_74	1800329-03 OF-RW59-MID01-0218 0.11984	01-Mar-18	10:31:12
75	180228M1_75	1800329-04 OF-RW59-EFF01-0218 0.1216	01-Mar-18	10:42:42
76	180228M1_76	1800329-05 OF-RW59-FB01-0218 0.11314	01-Mar-18	10:54:09
77	180228M1_77	1800329-06 OF-RW08-INF01-0218 0.12179	01-Mar-18	11:05:38
78	180228M1_78	1800329-07 OF-RW08-MID01-0218 0.10892	01-Mar-18	11:17:08
79	180228M1_79	1800329-08 OF-RW08-EFF01-0218 0.12262	01-Mar-18	11:28:37
80	180228M1_80	1800329-09 OF-RW08-FB01-0218 0.12173	01-Mar-18	11:40:04
81	180228M1_81	1800329-10 OF-RW63-INF01-0218 0.11237	01-Mar-18	11:51:33
82	180228M1_82	1800329-11 OF-RW63-MID01-0218 0.11515	01-Mar-18	12:03:02
83	180228M1_83	1800329-12 OF-RW63-EFF01-0218 0.12129	01-Mar-18	12:14:29
84	180228M1_84	1800329-13 OF-RW63-FB01-0218 0.12066	01-Mar-18	12:25:56
85	180228M1_85	IPA	01-Mar-18	12:37:23
86	180228M1_86	ST180228M1-14 PFC CS3 18B2317	01-Mar-18	12:48:50
87	180228M1_87	IPA	01-Mar-18	13:00:20
88	180228M1_88	1800329-14 OF-RW44-INF01-0218 0.11484	01-Mar-18	13:11:49
89	180228M1_89	1800329-15 OF-RW44-MID01-0218 0.12094	01-Mar-18	13:23:18
90	180228M1_90	1800329-16 OF-RW44-EFF01-0218 0.11743	01-Mar-18	13:34:48
91	180228M1_91	1800329-17 OF-RW44-FB01-0218 0.12155	01-Mar-18	13:46:17
92	180228M1_92	1800329-18 OF-RW42B-INF01-0218 0.11569	01-Mar-18	13:57:47
93	180228M1_93	B8B0122-BS1 OPR 0.125	01-Mar-18	14:09:16
94	180228M1_94	B8B0122-BSD1 LCSD 0.125	01-Mar-18	14:20:46
95	180228M1_95	B8B0122-BLK1 Method Blank 0.125	01-Mar-18	14:32:16
96	180228M1_96	1800323-01 OF-RW83-0218 0.11418	01-Mar-18	14:43:45
97	180228M1_97	1800323-02 OF-FB83-0218 0.11591	01-Mar-18	14:55:15
98	180228M1_98	1800323-03 OF-RW38-0218 0.11407	01-Mar-18	15:06:44
99	180228M1_99	1800323-04 OF-FB38-0218 0.11688	01-Mar-18	15:18:14

Vista Analytical Laboratory

Dataset: Untitled

Last Altered: Friday, March 02, 2018 10:21:07 Pacific Standard Time

Printed: Friday, March 02, 2018 10:32:30 Pacific Standard Time

Compound name: PFBA

	Name	ID	Acq.Date	Acq.Time
100	180228M1_100	1800323-05 OF-RW43-0218 0.1084	01-Mar-18	15:29:43
101	180228M1_101	1800323-06 OF-FB43-0218 0.10942	01-Mar-18	15:41:13
102	180228M1_102	1800323-07 OF-RW08-0218 0.11646	01-Mar-18	15:52:43
103	180228M1_103	1800323-08 OF-FB08-0218 0.11707	01-Mar-18	16:04:11
104	180228M1_104	1800323-09 OF-RW16-0218 0.11565	01-Mar-18	16:15:38
105	180228M1_105	1800323-10 OF-FB16-0218 0.11729	01-Mar-18	16:27:08
106	180228M1_106	1800324-01 OF-RW63-0218 0.11462	01-Mar-18	16:38:35
107	180228M1_107	1800324-02 OF-FB63-0218 0.11622	01-Mar-18	16:50:02
108	180228M1_108	IPA	01-Mar-18	17:01:29
109	180228M1_109	ST180228M1-15 PFC CS3 18B2317	01-Mar-18	17:12:55
110	180228M1_110	IPA	01-Mar-18	17:24:22
111	180228M1_111	1800324-03 OF-RW23-0218 0.11311	01-Mar-18	17:35:51
112	180228M1_112	1800324-04 OF-FB23-0218 0.11692	01-Mar-18	17:47:22
113	180228M1_113	1800324-05 OF-RW28-0218 0.11227	01-Mar-18	17:58:51
114	180228M1_114	1800324-06 OF-FB28-0218 0.11581	01-Mar-18	18:10:21
115	180228M1_115	1800324-07 OF-RW60-0218 0.11223	01-Mar-18	18:21:50
116	180228M1_116	1800324-08 OF-RW60P-0218 0.11541	01-Mar-18	18:33:20
117	180228M1_117	1800324-09 OF-FB60-0218 0.11817	01-Mar-18	18:44:47
118	180228M1_118	1800324-10 OF-RW42C-0218 0.11358	01-Mar-18	18:56:13
119	180228M1_119	B8B0068-BS1 OPR 0.25	01-Mar-18	19:07:40
120	180228M1_120	B8B0068-BLK1 Method Blank 0.25	01-Mar-18	19:19:07
121	180228M1_121	1800272-01 MtBE_7256 0.26427	01-Mar-18	19:30:37
122	180228M1_122	1800286-01 GW2125180205RAP 0.25961	01-Mar-18	19:42:07
123	180228M1_123	1800286-02 GW3135180206RAP 0.25631	01-Mar-18	19:53:34
124	180228M1_124	1800286-03 GW4044180206RAP 0.25699	01-Mar-18	20:05:04
125	180228M1_125	1800286-04 GW5054180206RAP 0.26906	01-Mar-18	20:16:31
126	180228M1_126	1800286-05 GW5963180207RAP 0.26219	01-Mar-18	20:28:00
127	180228M1_127	IPA	01-Mar-18	20:39:27
128	180228M1_128	ST180228M1-16 PFC CS0 18B2314	01-Mar-18	20:50:57
129	180228M1_129	IPA	01-Mar-18	21:02:24
130	180228M1_130	1800286-06 GW2024180207RAP 0.25995	01-Mar-18	21:13:51
131	180228M1_131	1800286-07 GW3034180207RAP 0.25817	01-Mar-18	21:25:17
132	180228M1_132	1800286-08 GW4145180207RAP 0.26371	01-Mar-18	21:36:44
133	180228M1_133	1800286-09 GW5054180208RAP 0.26011	01-Mar-18	21:48:14

Dataset: Untitled

Last Altered: Friday, March 02, 2018 10:21:07 Pacific Standard Time

Printed: Friday, March 02, 2018 10:32:30 Pacific Standard Time

Compound name: PFBA

	Name	ID	Acq.Date	Acq.Time
134	180228M1_134	1800293-01 HS DW WELL 1-TAP 0.26085	01-Mar-18	21:59:41
135	180228M1_135	1800293-02 FB1802071025AB 0.26261	01-Mar-18	22:11:08
136	180228M1_136	1800293-03 HS DW WELL 2-TAP 0.25552	01-Mar-18	22:22:37
137	180228M1_137	1800293-04 HS DW WELL 12-TAP 0.26089	01-Mar-18	22:34:07
138	180228M1_138	1800293-05 HS DW WELL 12-TAP-DUP 0.25274	01-Mar-18	22:45:36
139	180228M1_139	1800293-06 HS BUS Garage Well-TAP 0.25645	01-Mar-18	22:57:03
140	180228M1_140	1800293-07 HS Maint. Barn Well-TAP 0.25599	01-Mar-18	23:08:32
141	180228M1_141	IPA	01-Mar-18	23:20:02
142	180228M1_142	ST180228M1-17 PFC CS3 18B2317	01-Mar-18	23:31:32
143	180228M1_143	IPA	01-Mar-18	23:43:01
144	180228M1_144	1800293-08 Elementary School Well-TAP 0.261...	01-Mar-18	23:54:27
145	180228M1_145	IPA	02-Mar-18	00:05:57
146	180228M1_146	ST180228M1-18 PFC CS3 18B2317	02-Mar-18	00:17:27
147	180228M1_147	IPA	02-Mar-18	00:28:56

Dataset: F:\Projects\PFAS.PRO\Results\180228M1\180228M1-86.qld

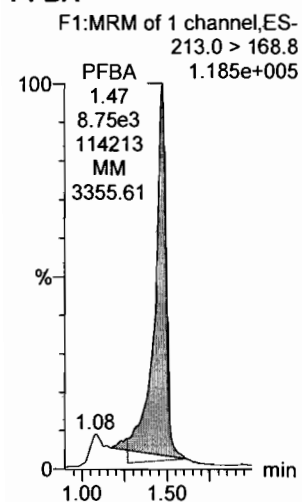
Last Altered: Friday, March 02, 2018 11:38:29 Pacific Standard Time
Printed: Friday, March 02, 2018 11:38:34 Pacific Standard Time

Method: F:\Projects\PFAS.PRO\MethDB\PFAS_FULL_80C_022718.mdb 28 Feb 2018 13:19:45

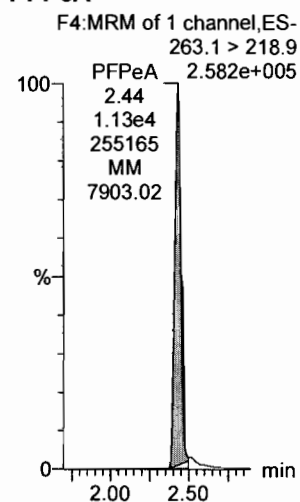
Calibration: F:\Projects\PFAS.PRO\CurveDB\C18_VAL-PFAS_Q4_02-28-18-FULL.cdb 01 Mar 2018 12:54:21

Name: 180228M1_86, Date: 01-Mar-2018, Time: 12:48:50, ID: ST180228M1-14 PFC CS3 18B2317, Description: PFC CS3 18B2317

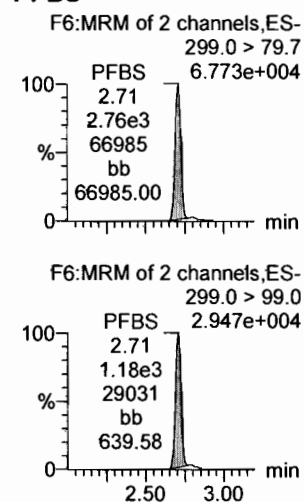
PFBA



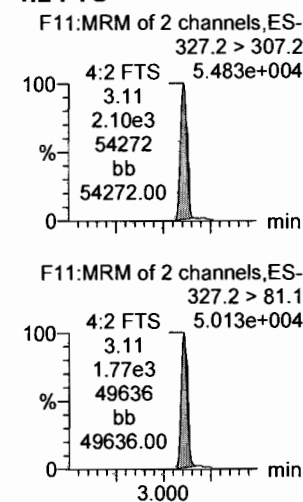
PFPeA



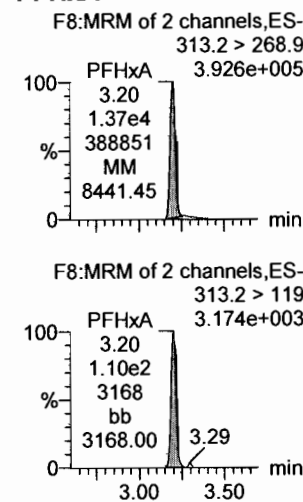
PFBS



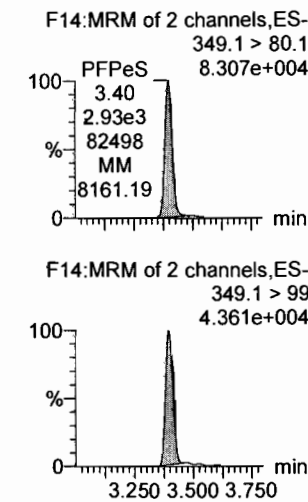
4:2 FTS



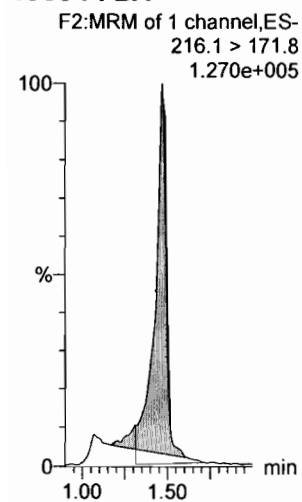
PFHxA



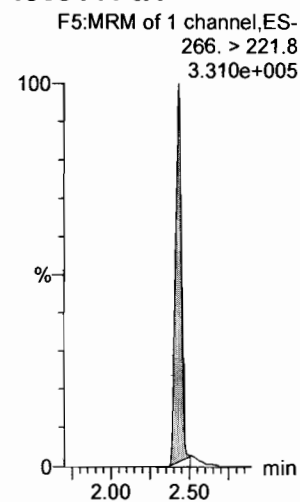
PFPeS



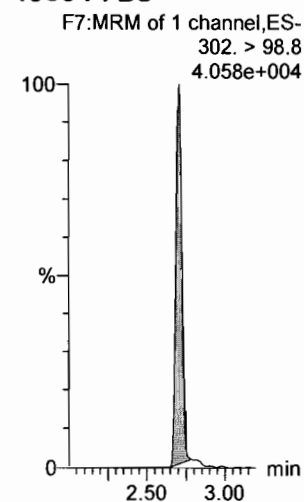
13C3-PFBA



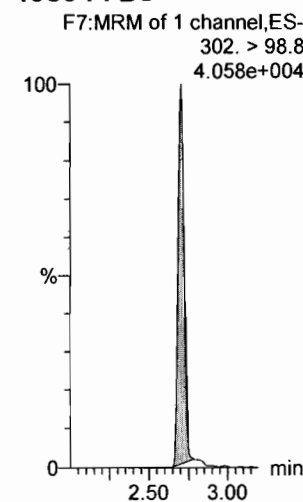
13C3-PFPeA



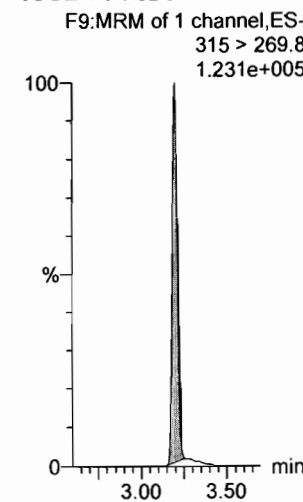
13C3-PFBS



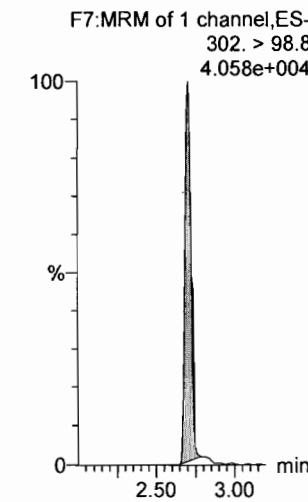
13C3-PFBS



13C2-PFHxA



13C3-PFBS



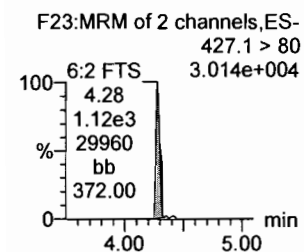
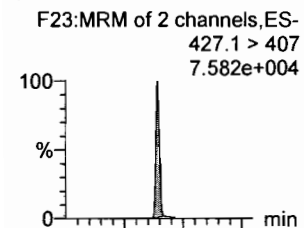
Dataset: F:\Projects\PFAS.PRO\Results\180228M1\180228M1-86.qld

Last Altered: Friday, March 02, 2018 11:38:29 Pacific Standard Time

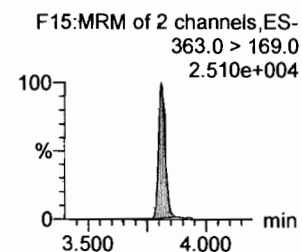
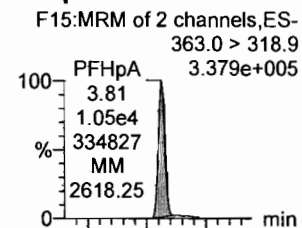
Printed: Friday, March 02, 2018 11:38:34 Pacific Standard Time

Name: 180228M1_86, Date: 01-Mar-2018, Time: 12:48:50, ID: ST180228M1-14 PFC CS3 18B2317, Description: PFC CS3 18B2317

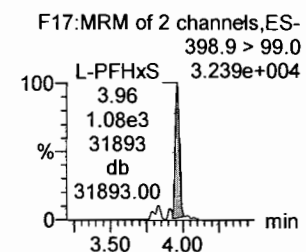
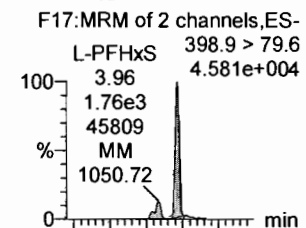
6:2 FTS



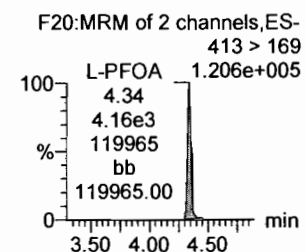
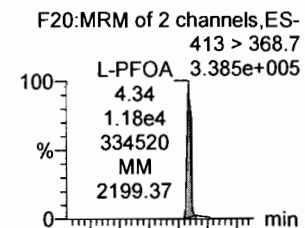
PFHpA



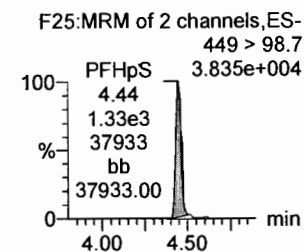
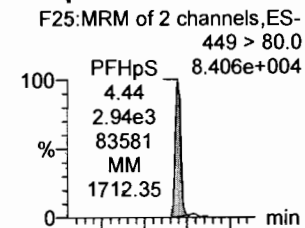
L-PFHxS



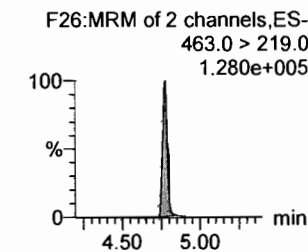
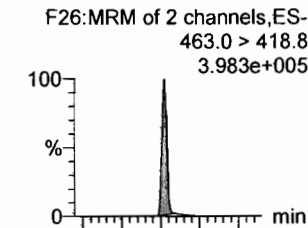
L-PFOA



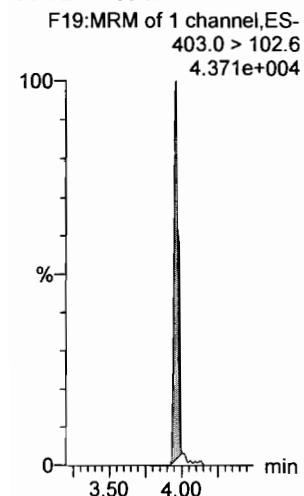
PFHpS



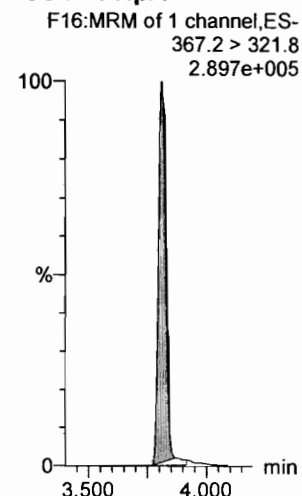
PFNA



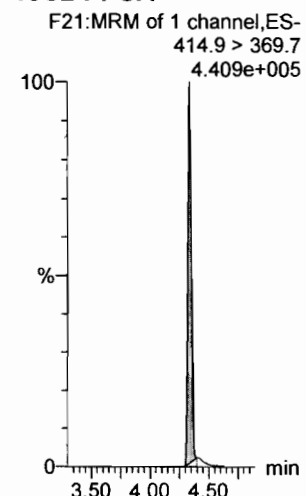
18O2-PFHxS



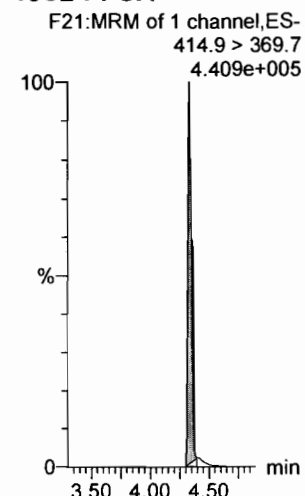
13C4-PFHpA



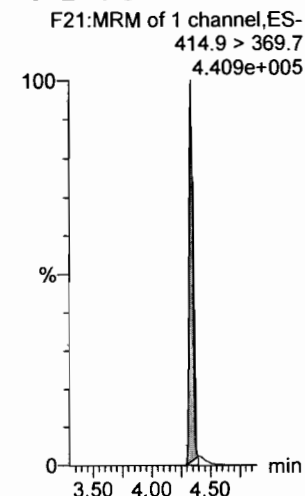
13C2-PFOA



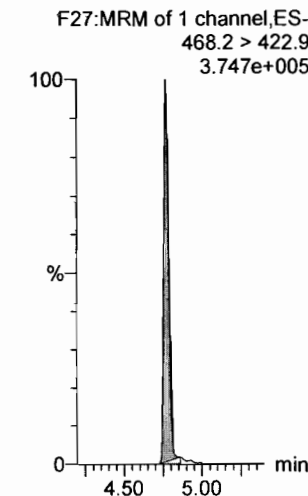
13C2-PFOA



13C2-PFOA



13C5-PFNA

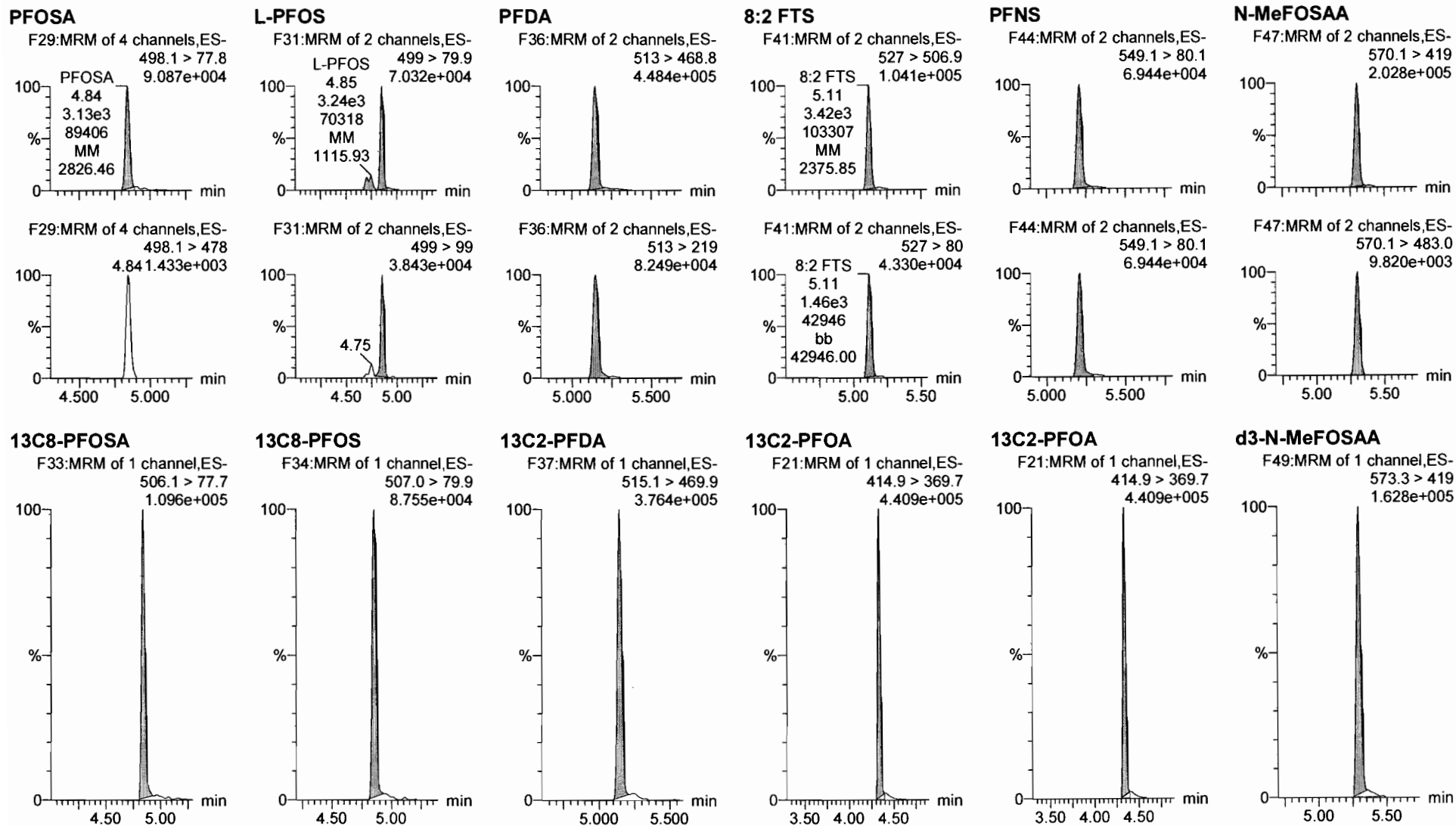


Dataset: F:\Projects\PFAS.PRO\Results\180228M1\180228M1-86.qld

Last Altered: Friday, March 02, 2018 11:38:29 Pacific Standard Time

Printed: Friday, March 02, 2018 11:38:34 Pacific Standard Time

Name: 180228M1_86, Date: 01-Mar-2018, Time: 12:48:50, ID: ST180228M1-14 PFC CS3 18B2317, Description: PFC CS3 18B2317

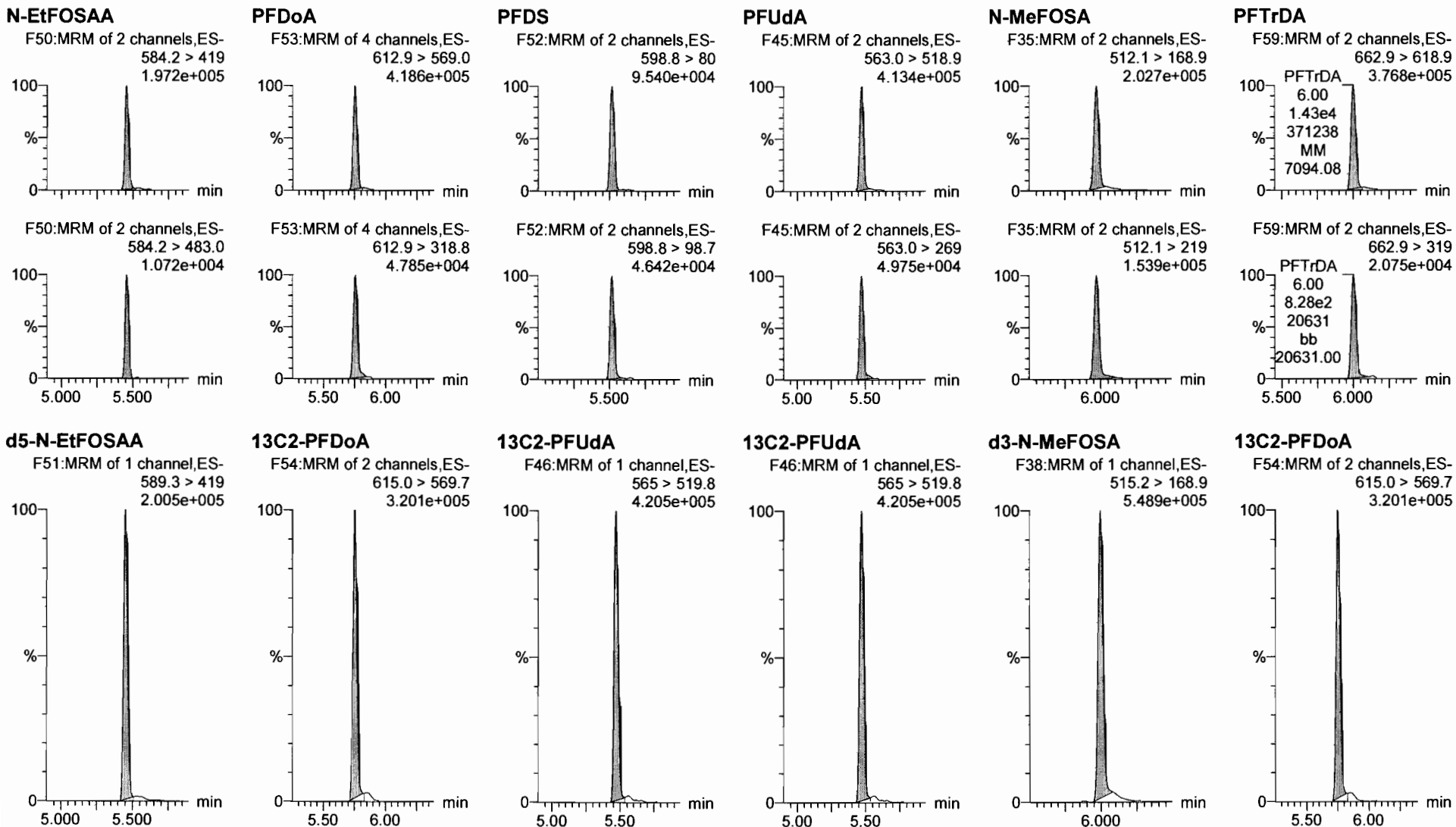


Dataset: F:\Projects\PFAS.PRO\Results\180228M1\180228M1-86.qld

Last Altered: Friday, March 02, 2018 11:38:29 Pacific Standard Time

Printed: Friday, March 02, 2018 11:38:34 Pacific Standard Time

Name: 180228M1_86, Date: 01-Mar-2018, Time: 12:48:50, ID: ST180228M1-14 PFC CS3 18B2317, Description: PFC CS3 18B2317



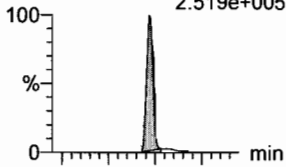
Dataset: F:\Projects\PFAS.PRO\Results\180228M1\180228M1-86.qld

Last Altered: Friday, March 02, 2018 11:38:29 Pacific Standard Time
Printed: Friday, March 02, 2018 11:38:34 Pacific Standard Time

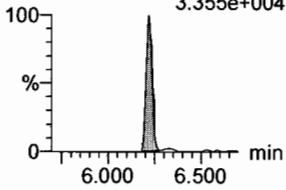
Name: 180228M1_86, Date: 01-Mar-2018, Time: 12:48:50, ID: ST180228M1-14 PFC CS3 18B2317, Description: PFC CS3 18B2317

PFTeDA

F60:MRM of 2 channels,ES-
712.9 > 668.8
2.519e+005

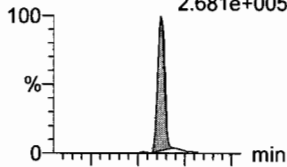


F60:MRM of 2 channels,ES-
712.9 > 369
3.355e+004

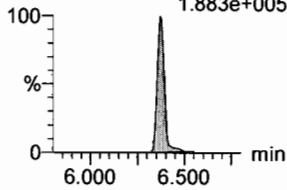


N-EtFOSA

F40:MRM of 2 channels,ES-
526.1 > 168.9
2.681e+005

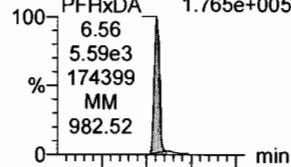


F40:MRM of 2 channels,ES-
526.1 > 219
1.883e+005

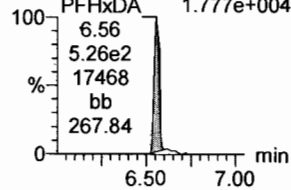


PFHxDA

F62:MRM of 2 channels,ES-
813.1 > 768.6
1.765e+005




F62:MRM of 2 channels,ES-
813.1 > 219
1.777e+004



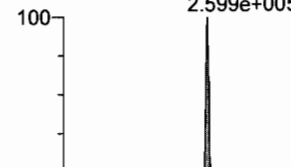
PFODA

F64:MRM of 1 channel,ES-
913.1 > 868.8
2.745e+005




N-MeFOSE

F55:MRM of 1 channel,ES-
616.1 > 58.9
2.599e+005



N-EtFOSE

F57:MRM of 1 channel,ES-
630.1 > 58.9
3.849e+005




13C2-PFTeDA

F61:MRM of 2 channels,ES-
714.8 > 669.6
1.682e+005



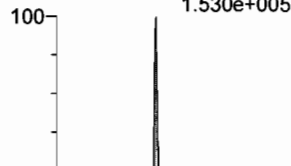
d5-N-ETFOSA

F43:MRM of 1 channel,ES-
531.1 > 168.9
8.498e+005



13C2-PFHxDA

F63:MRM of 1 channel,ES-
815 > 769.7
1.530e+005



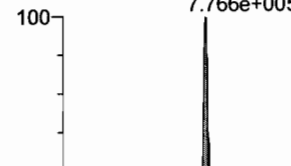
13C2-PFHxDA

F63:MRM of 1 channel,ES-
815 > 769.7
1.530e+005



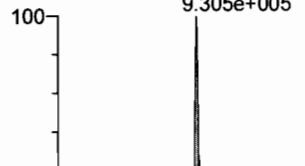
d7-N-MeFOSE

F56:MRM of 1 channel,ES-
623.1 > 58.9
7.766e+005



d9-N-EtFOSE

F58:MRM of 1 channel,ES-
639.2 > 58.8
9.305e+005

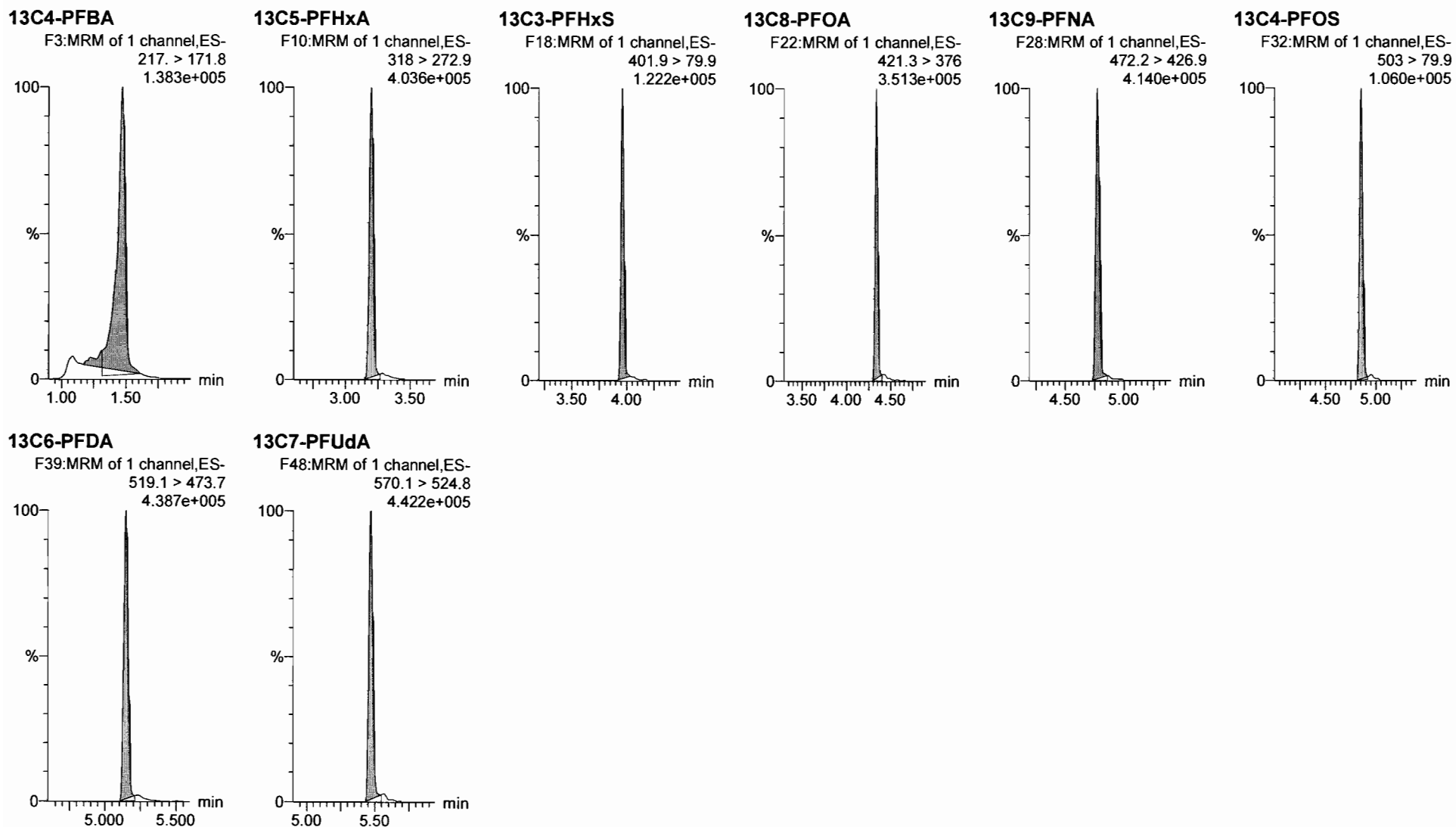


Dataset: F:\Projects\PFAS.PRO\Results\180228M1\180228M1-86.qld

Last Altered: Friday, March 02, 2018 11:38:29 Pacific Standard Time

Printed: Friday, March 02, 2018 11:38:34 Pacific Standard Time

Name: 180228M1_86, Date: 01-Mar-2018, Time: 12:48:50, ID: ST180228M1-14 PFC CS3 18B2317, Description: PFC CS3 18B2317



Dataset: F:\Projects\PFAS.PRO\Results\180228M1\180228M1-109.qld

Last Altered: Friday, March 02, 2018 11:39:30 Pacific Standard Time

Printed: Friday, March 02, 2018 11:39:35 Pacific Standard Time

*Ⓐ Above Limit
Criteria.*

Method: F:\Projects\PFAS.PRO\MethDB\PFAS_FULL_80C_022718.mdb 28 Feb 2018 13:19:45

Calibration: F:\Projects\PFAS.PRO\CurveDB\C18_VAL-PFAS_Q4_02-28-18-FULL.cdb 01 Mar 2018 12:54:21

Name: 180228M1_109, Date: 01-Mar-2018, Time: 17:12:55, ID: ST180228M1-15 PFC CS3 18B2317, Description: PFC CS3 18B2317

	# Name	Trace	Area	IS Area	RRF	Pred.RT	RT	y Axis Resp.	Conc.	%Rec	Recovery Out
1	1 PFBA	213.0 > 168.8	9.81e3	9.82e3		1.46	1.48	12.5	10.7	107.1	NO
2	2 PFPeA	263.1 > 218.9	1.17e4	1.46e4		2.31	2.44	10.0	10.5	105.4	NO
3	3 PFBS	299.0 > 79.7	2.66e3	1.72e3		2.60	2.71	19.4	11.2	112.4	NO
4	4 4:2 FTS	327.2 > 307.2	1.92e3	1.72e3		3.00	3.11	14.0	9.63	96.3	NO
5	5 PFHxA	313.2 > 268.9	1.32e4	4.19e3		3.19	3.20	15.8	10.1	100.5	NO
6	6 PFPeS	349.1 > 80.1	2.83e3	1.72e3		3.39	3.40	20.6	10.9	109.1	NO
7	7 PFHpA	363.0 > 318.9	1.19e4	1.02e4		3.81	3.82	14.5	11.5	115.1	NO
8	8 L-PFHxS	398.9 > 79.6	2.19e3	1.35e3		4.17	3.96	20.3	9.94	99.4	NO
9	10 6:2 FTS	427.1 > 407	3.13e3	1.64e4		4.28	4.28	2.38	11.2	112.4	NO
10	11 L-PFOA	413 > 368.7	1.32e4	1.64e4		4.40	4.34	10.1	10.5	104.6	NO
11	13 PFHpS	449 > 80.0	3.58e3	1.64e4		4.44	4.45	2.72	12.2	122.2	NO
12	14 PFNA	463.0 > 418.8	1.35e4	1.24e4		4.76	4.78	13.6	10.7	107.3	NO
13	15 PFOSA	498.1 > 77.8	3.30e3	3.85e3		4.83	4.84	10.7	11.0	110.2	NO
14	16 L-PFOS	499 > 79.9	3.67e3	4.04e3		4.90	4.85	11.3	11.2	111.9	NO
15	18 PFDA	513 > 468.8	1.51e4	1.34e4		5.14	5.15	14.1	9.63	96.3	NO
16	19 8:2 FTS	527 > 506.9	3.39e3	1.64e4		5.12	5.12	2.58	9.39	93.9	NO
17	20 PFNS	549.1 > 80.1	2.99e3	4.04e3		5.08	5.21	9.24	11.5	115.0	NO
18	21 N-MeFOSAA	570.1 > 419	7.47e3	6.49e3		5.29	5.30	14.4	10.7	107.3	NO
19	22 N-EtFOSAA	584.2 > 419	5.95e3	6.41e3		5.45	5.46	11.6	12.3	123.5	NO
20	23 PFUdA	563.0 > 518.9	1.42e4	1.45e4		5.46	5.47	12.2	12.2	122.2	NO
21	24 PFDS	598.8 > 80	3.74e3	1.45e4		5.51	5.52	3.22	13.6	135.6	YES <i>Ⓐ</i>
22	25 PFDoA	612.9 > 569.0	1.38e4	1.34e4		5.74	5.75	12.9	10.3	103.0	NO
23	26 N-MeFOSA	512.1 > 168.9	8.60e3	2.32e4		5.84	5.97	55.5	58.5	117.0	NO
24	27 PFTriDA	662.9 > 618.9	1.95e4	1.34e4		5.98	6.00	18.3	12.5	125.0	NO
25	28 PFTeDA	712.9 > 668.8	1.13e4	6.40e3		6.20	6.22	22.1	9.23	92.3	NO
26	29 N-EtFOSA	526.1 > 168.9	1.09e4	3.55e4		6.22	6.37	45.8	49.6	99.2	NO
27	30 PFHxDA	813.1 > 768.6	5.51e3	4.55e3		6.51	6.55	6.06	9.62	96.2	NO
28	31 PFODA	913.1 > 868.8	6.99e3	4.55e3		6.74	6.78	7.68	11.4	114.2	NO
29	32 N-MeFOSE	616.1 > 58.9	1.09e4	3.04e4		6.31	6.50	53.8	51.1	102.2	NO
30	33 N-EtFOSE	630.1 > 58.9	1.17e4	2.76e4		6.45	6.65	63.6	52.8	105.5	NO
31	34 13C3-PFBA	216.1 > 171.8	9.82e3	1.12e4	0.869	1.46	1.47	11.0	12.7	101.3	NO

*DM
3/2/18*

Dataset: F:\Projects\PFAS.PRO\Results\180228M1\180228M1-109.qld

Last Altered: Friday, March 02, 2018 11:39:30 Pacific Standard Time

Printed: Friday, March 02, 2018 11:39:35 Pacific Standard Time

Name: 180228M1_109, Date: 01-Mar-2018, Time: 17:12:55, ID: ST180228M1-15 PFC CS3 18B2317, Description: PFC CS3 18B2317

	# Name	Trace	Area	IS Area	RRF	Pred.RT	RT	y Axis Resp.	Conc.	%Rec	Recovery Out
32	35 13C3-PFPeA	266. > 221.8	1.46e4	1.57e4	0.978	2.42	2.44	11.6	11.9	95.3	NO
33	36 13C3-PFBS	302. > 98.8	1.72e3	1.57e4	0.123	2.69	2.71	1.37	11.1	88.6	NO
34	37 13C2-PFHxA	315 > 269.8	4.19e3	1.57e4	0.712	3.19	3.20	3.34	4.69	93.7	NO
35	38 13C4-PFHpA	367.2 > 321.8	1.02e4	1.57e4	0.678	3.81	3.82	8.13	12.0	96.0	NO
36	39 18O2-PFHxS	403.0 > 102.6	1.35e3	3.76e3	0.392	3.96	3.96	4.48	11.4	91.3	NO
37	40 13C2-PFOA	414.9 > 369.7	1.64e4	1.42e4	1.308	4.33	4.34	14.4	11.0	88.1	NO
38	41 13C5-PFNA	468.2 > 422.9	1.24e4	1.36e4	0.976	4.76	4.78	11.4	11.7	93.2	NO
39	42 13C8-PFOSA	506.1 > 77.7	3.85e3	1.75e4	0.254	4.83	4.84	2.74	10.8	86.3	NO
40	43 13C8-PFOS	507.0 > 79.9	4.04e3	3.99e3	1.040	4.84	4.85	12.7	12.2	97.5	NO
41	44 13C2-PFDA	515.1 > 469.9	1.34e4	1.42e4	0.967	5.14	5.15	11.7	12.1	97.2	NO
42	45 d3-N-MeFOSAA	573.3 > 419	6.49e3	1.75e4	0.381	5.29	5.29	4.62	12.1	97.0	NO
43	46 d5-N-EtFOSAA	589.3 > 419	6.41e3	1.75e4	0.399	5.45	5.45	4.57	11.5	91.7	NO
44	47 13C2-PFUdA	565 > 519.8	1.45e4	1.75e4	0.985	5.46	5.47	10.4	10.5	84.1	NO
45	48 13C2-PFDoA	615.0 > 569.7	1.34e4	1.75e4	0.813	5.74	5.75	9.53	11.7	93.8	NO
46	49 d3-N-MeFOSA	515.2 > 168.9	2.32e4	1.75e4	0.124	5.84	6.00	16.5	133	88.6	NO
47	50 13C2-PFTeDA	714.8 > 669.6	6.40e3	1.75e4	0.379	6.20	6.22	4.57	12.1	96.4	NO
48	51 d5-N-ETFOSA	531.1 > 168.9	3.55e4	1.75e4	0.189	6.22	6.39	25.3	134	89.2	NO
49	52 13C2-PFHxDA	815 > 769.7	4.55e3	1.75e4	0.703	6.51	6.55	3.24	4.61	92.3	NO
50	53 d7-N-MeFOSE	623.1 > 58.9	3.04e4	1.75e4	0.157	6.31	6.49	21.6	137	91.6	NO
51	54 d9-N-EiFOSE	639.2 > 58.8	2.76e4	1.75e4	0.146	6.45	6.64	19.7	134	89.7	NO
52	55 13C4-PFBA	217. > 171.8	1.12e4	1.12e4	1.000	1.46	1.48	12.5	12.5	100.0	NO
53	56 13C5-PFHxA	318 > 272.9	1.57e4	1.57e4	1.000	3.19	3.20	12.5	12.5	100.0	NO
54	57 13C3-PFHxS	401.9 > 79.9	3.76e3	3.76e3	1.000	3.96	3.96	12.5	12.5	100.0	NO
55	58 13C8-PFOA	421.3 > 376	1.42e4	1.42e4	1.000	4.33	4.34	12.5	12.5	100.0	NO
56	59 13C9-PFNA	472.2 > 426.9	1.36e4	1.36e4	1.000	4.70	4.77	12.5	12.5	100.0	NO
57	60 13C4-PFOS	503 > 79.9	3.99e3	3.99e3	1.000	4.84	4.85	12.5	12.5	100.0	NO
58	61 13C6-PFDA	519.1 > 473.7	1.42e4	1.42e4	1.000	5.14	5.15	12.5	12.5	100.0	NO
59	62 13C7-PFUdA	570.1 > 524.8	1.75e4	1.75e4	1.000	5.46	5.47	12.5	12.5	100.0	NO

Vista Analytical Laboratory

Dataset: Untitled

Last Altered: Friday, March 02, 2018 10:21:07 Pacific Standard Time

Printed: Friday, March 02, 2018 10:32:30 Pacific Standard Time

Method: F:\Projects\PFAS.PRO\MethDB\PFAS_FULL_80C_022718.mdb 28 Feb 2018 13:19:45

Calibration: F:\Projects\PFAS.PRO\CurveDB\IC18_VAL-PFAS_Q4_02-28-18-FULL.cdb 01 Mar 2018 12:54:21

Compound name: PFBA

	Name	ID	Acq.Date	Acq.Time
1	180228M1_1	IPA	28-Feb-18	20:33:26
2	180228M1_2	ST180228M1-1 PFC CS-2 18B2312	28-Feb-18	20:44:50
3	180228M1_3	ST180228M1-2 PFC CS-1 18B2313	28-Feb-18	20:56:17
4	180228M1_4	ST180228M1-3 PFC CS0 18B2314	28-Feb-18	21:07:44
5	180228M1_5	ST180228M1-4 PFC CS1 18B2315	28-Feb-18	21:19:13
6	180228M1_6	ST180228M1-5 PFC CS2 18B2316	28-Feb-18	21:30:43
7	180228M1_7	ST180228M1-6 PFC CS3 18B2317	28-Feb-18	21:42:12
8	180228M1_8	ST180228M1-7 PFC CS4 18B2318	28-Feb-18	21:53:43
9	180228M1_9	ST180228M1-8 PFC CS5 18B2319	28-Feb-18	22:05:09
10	180228M1_10	ST180228M1-9 PFC CS6 18B2320	28-Feb-18	22:16:39
11	180228M1_11	ST180228M1-10 PFC CS7 18B2321	28-Feb-18	22:28:09
12	180228M1_12	IPA	28-Feb-18	22:39:39
13	180228M1_13	ICV180228M1-1 PFC ICV 18B2311	28-Feb-18	22:51:06
14	180228M1_14	IPA	28-Feb-18	23:02:32
15	180228M1_15	1800170-04@10X C1 Comp 0.02028	28-Feb-18	23:13:59
16	180228M1_16	1800342-14@10X WI-AF-MW-201-0218 0.11911	28-Feb-18	23:25:29
17	180228M1_17	1800342-18@5x WI-AF-N2-6C-0218 0.11624	28-Feb-18	23:36:59
18	180228M1_18	1800333-03 REEPDW188 0.12197	28-Feb-18	23:48:28
19	180228M1_19	B8B0129-BS1 OPR 0.125	28-Feb-18	23:59:58
20	180228M1_20	B8B0129-BLK1 Method Blank 0.125	01-Mar-18	00:11:28
21	180228M1_21	B8B0129-MS1 Matrix Spike 0.11962	01-Mar-18	00:22:55
22	180228M1_22	B8B0129-MSD1 Matrix Spike Dup 0.12145	01-Mar-18	00:34:21
23	180228M1_23	1800332-01 OF-RW42B-MID01-0218 0.11601	01-Mar-18	00:45:48
24	180228M1_24	1800332-02 OF-RW42B-EFF01-0218 0.1211	01-Mar-18	00:57:15
25	180228M1_25	1800332-03 OF-RW42B-FB01-0218 0.12204	01-Mar-18	01:08:45
26	180228M1_26	1800332-04 OF-RW42C-INF01-0218 0.1208	01-Mar-18	01:20:14
27	180228M1_27	1800332-05 OF-RW42C-MID01-0218 0.12063	01-Mar-18	01:31:43
28	180228M1_28	1800332-06 OF-RW42C-EFF01-0218 0.11886	01-Mar-18	01:43:12
29	180228M1_29	1800332-07 OF-RW42C-FB01-0218 0.11859	01-Mar-18	01:54:42
30	180228M1_30	1800332-08 OF-INF01-WT-021418 0.11784	01-Mar-18	02:06:11
31	180228M1_31	IPA	01-Mar-18	02:17:42

Vista Analytical Laboratory

Dataset: Untitled

Last Altered: Friday, March 02, 2018 10:21:07 Pacific Standard Time

Printed: Friday, March 02, 2018 10:32:30 Pacific Standard Time

Compound name: PFBA

	Name	ID	Acq.Date	Acq.Time
32	180228M1_32	ST180228M1-11 PFC CS3 18B2317	01-Mar-18	02:29:08
33	180228M1_33	IPA	01-Mar-18	02:40:38
34	180228M1_34	1800332-09 OF-MID01-WT-021418 0.11976	01-Mar-18	02:52:08
35	180228M1_35	1800332-10 OF-FB01-WT-021418 0.12199	01-Mar-18	03:03:35
36	180228M1_36	1800332-11 OF-EFF01-WT-021418 0.12052	01-Mar-18	03:15:04
37	180228M1_37	1800332-12 OF-EFF01P-WT-021418 0.12067	01-Mar-18	03:26:31
38	180228M1_38	1800337-01 REEPDW189 0.12105	01-Mar-18	03:38:01
39	180228M1_39	1800338-01 REEPDW189FRB 0.12225	01-Mar-18	03:49:31
40	180228M1_40	1800339-01 WI-A06-MW-06-0218 0.11846	01-Mar-18	04:00:57
41	180228M1_41	1800339-02 WI-A06-FB01-021618 0.12165	01-Mar-18	04:12:27
42	180228M1_42	1800339-03 WI-A06-EB01-021618 0.12121	01-Mar-18	04:23:56
43	180228M1_43	1800339-04 WI-A06-S-01-0218 0.12143	01-Mar-18	04:35:23
44	180228M1_44	1800339-05 WI-A06-S-01P-0218 0.12184	01-Mar-18	04:46:52
45	180228M1_45	1800339-06 WI-A06-FB01-021918 0.12222	01-Mar-18	04:58:21
46	180228M1_46	B8B0121-BS1 OPR 0.125	01-Mar-18	05:09:51
47	180228M1_47	B8B0121-BSD1 LCSD 0.125	01-Mar-18	05:21:21
48	180228M1_48	B8B0121-BLK1 Method Blank 0.125	01-Mar-18	05:32:51
49	180228M1_49	1800327-01 OF-RW42A-0218 0.10903	01-Mar-18	05:44:18
50	180228M1_50	1800327-02 OF-FB42C-0218 0.11801	01-Mar-18	05:55:45
51	180228M1_51	1800327-03 OF-FB42A-0218 0.11946	01-Mar-18	06:07:12
52	180228M1_52	1800327-04 OF-RW42B-0218 0.10944	01-Mar-18	06:18:38
53	180228M1_53	1800327-05 OF-FB42B-0218 0.11557	01-Mar-18	06:30:07
54	180228M1_54	1800327-06 OF-RW44-0218 0.11833	01-Mar-18	06:41:38
55	180228M1_55	IPA	01-Mar-18	06:53:05
56	180228M1_56	ST180228M1-12 PFC CS3 18B2317	01-Mar-18	07:04:32
57	180228M1_57	IPA	01-Mar-18	07:15:59
58	180228M1_58	1800327-07 OF-FB44-0218 0.12118	01-Mar-18	07:27:25
59	180228M1_59	1800327-08 OF-RW59-0218 0.1103	01-Mar-18	07:38:55
60	180228M1_60	1800327-09 OF-FB59-0218 0.11633	01-Mar-18	07:50:24
61	180228M1_61	1800327-10 OF-RW03-0218 0.11147	01-Mar-18	08:01:54
62	180228M1_62	1800327-11 OF-FB03-0218 0.11762	01-Mar-18	08:13:20
63	180228M1_63	1800327-12 OF-RW37-0218 0.11621	01-Mar-18	08:24:51
64	180228M1_64	1800327-13 OF-FB37-0218 0.1165	01-Mar-18	08:36:21
65	180228M1_65	IPA	01-Mar-18	08:47:50

Dataset: Untitled

Last Altered: Friday, March 02, 2018 10:21:07 Pacific Standard Time
Printed: Friday, March 02, 2018 10:32:30 Pacific Standard Time

Compound name: PFBA

	Name	ID	Acq.Date	Acq.Time
66	180228M1_66	ST180228M1-13 PFC CS0 18B2314	01-Mar-18	08:59:19
67	180228M1_67	IPA	01-Mar-18	09:10:46
68	180228M1_68	B8B0131-BS1 OPR 0.125	01-Mar-18	09:22:16
69	180228M1_69	B8B0131-BLK1 Method Blank 0.125	01-Mar-18	09:33:45
70	180228M1_70	B8B0131-MS1 Matrix Spike 0.12126	01-Mar-18	09:45:15
71	180228M1_71	B8B0131-MSD1 Matrix Spike Dup 0.11914	01-Mar-18	09:56:44
72	180228M1_72	1800329-01 OF-RW59-INF01-0218 0.11462	01-Mar-18	10:08:14
73	180228M1_73	1800329-02 OF-RW59-INF01P-0218 0.11789	01-Mar-18	10:19:43
74	180228M1_74	1800329-03 OF-RW59-MID01-0218 0.11984	01-Mar-18	10:31:12
75	180228M1_75	1800329-04 OF-RW59-EFF01-0218 0.1216	01-Mar-18	10:42:42
76	180228M1_76	1800329-05 OF-RW59-FB01-0218 0.11314	01-Mar-18	10:54:09
77	180228M1_77	1800329-06 OF-RW08-INF01-0218 0.12179	01-Mar-18	11:05:38
78	180228M1_78	1800329-07 OF-RW08-MID01-0218 0.10892	01-Mar-18	11:17:08
79	180228M1_79	1800329-08 OF-RW08-EFF01-0218 0.12262	01-Mar-18	11:28:37
80	180228M1_80	1800329-09 OF-RW08-FB01-0218 0.12173	01-Mar-18	11:40:04
81	180228M1_81	1800329-10 OF-RW63-INF01-0218 0.11237	01-Mar-18	11:51:33
82	180228M1_82	1800329-11 OF-RW63-MID01-0218 0.11515	01-Mar-18	12:03:02
83	180228M1_83	1800329-12 OF-RW63-EFF01-0218 0.12129	01-Mar-18	12:14:29
84	180228M1_84	1800329-13 OF-RW63-FB01-0218 0.12066	01-Mar-18	12:25:56
85	180228M1_85	IPA	01-Mar-18	12:37:23
86	180228M1_86	ST180228M1-14 PFC CS3 18B2317	01-Mar-18	12:48:50
87	180228M1_87	IPA	01-Mar-18	13:00:20
88	180228M1_88	1800329-14 OF-RW44-INF01-0218 0.11484	01-Mar-18	13:11:49
89	180228M1_89	1800329-15 OF-RW44-MID01-0218 0.12094	01-Mar-18	13:23:18
90	180228M1_90	1800329-16 OF-RW44-EFF01-0218 0.11743	01-Mar-18	13:34:48
91	180228M1_91	1800329-17 OF-RW44-FB01-0218 0.12155	01-Mar-18	13:46:17
92	180228M1_92	1800329-18 OF-RW42B-INF01-0218 0.11569	01-Mar-18	13:57:47
93	180228M1_93	B8B0122-BS1 OPR 0.125	01-Mar-18	14:09:16
94	180228M1_94	B8B0122-BSD1 LCSD 0.125	01-Mar-18	14:20:46
95	180228M1_95	B8B0122-BLK1 Method Blank 0.125	01-Mar-18	14:32:16
96	180228M1_96	1800323-01 OF-RW83-0218 0.11418	01-Mar-18	14:43:45
97	180228M1_97	1800323-02 OF-FB83-0218 0.11591	01-Mar-18	14:55:15
98	180228M1_98	1800323-03 OF-RW38-0218 0.11407	01-Mar-18	15:06:44
99	180228M1_99	1800323-04 OF-FB38-0218 0.11688	01-Mar-18	15:18:14

Vista Analytical Laboratory

Dataset: Untitled

Last Altered: Friday, March 02, 2018 10:21:07 Pacific Standard Time

Printed: Friday, March 02, 2018 10:32:30 Pacific Standard Time

Compound name: PFBA

	Name	ID	Acq.Date	Acq.Time
100	180228M1_100	1800323-05 OF-RW43-0218 0.1084	01-Mar-18	15:29:43
101	180228M1_101	1800323-06 OF-FB43-0218 0.10942	01-Mar-18	15:41:13
102	180228M1_102	1800323-07 OF-RW08-0218 0.11646	01-Mar-18	15:52:43
103	180228M1_103	1800323-08 OF-FB08-0218 0.11707	01-Mar-18	16:04:11
104	180228M1_104	1800323-09 OF-RW16-0218 0.11565	01-Mar-18	16:15:38
105	180228M1_105	1800323-10 OF-FB16-0218 0.11729	01-Mar-18	16:27:08
106	180228M1_106	1800324-01 OF-RW63-0218 0.11462	01-Mar-18	16:38:35
107	180228M1_107	1800324-02 OF-FB63-0218 0.11622	01-Mar-18	16:50:02
108	180228M1_108	IPA	01-Mar-18	17:01:29
109	180228M1_109	ST180228M1-15 PFC CS3 18B2317	01-Mar-18	17:12:55
110	180228M1_110	IPA	01-Mar-18	17:24:22
111	180228M1_111	1800324-03 OF-RW23-0218 0.11311	01-Mar-18	17:35:51
112	180228M1_112	1800324-04 OF-FB23-0218 0.11692	01-Mar-18	17:47:22
113	180228M1_113	1800324-05 OF-RW28-0218 0.11227	01-Mar-18	17:58:51
114	180228M1_114	1800324-06 OF-FB28-0218 0.11581	01-Mar-18	18:10:21
115	180228M1_115	1800324-07 OF-RW60-0218 0.11223	01-Mar-18	18:21:50
116	180228M1_116	1800324-08 OF-RW60P-0218 0.11541	01-Mar-18	18:33:20
117	180228M1_117	1800324-09 OF-FB60-0218 0.11817	01-Mar-18	18:44:47
118	180228M1_118	1800324-10 OF-RW42C-0218 0.11358	01-Mar-18	18:56:13
119	180228M1_119	B8B0068-BS1 OPR 0.25	01-Mar-18	19:07:40
120	180228M1_120	B8B0068-BLK1 Method Blank 0.25	01-Mar-18	19:19:07
121	180228M1_121	1800272-01 MIBE_7256 0.26427	01-Mar-18	19:30:37
122	180228M1_122	1800286-01 GW2125180205RAP 0.25961	01-Mar-18	19:42:07
123	180228M1_123	1800286-02 GW3135180206RAP 0.25631	01-Mar-18	19:53:34
124	180228M1_124	1800286-03 GW4044180206RAP 0.25699	01-Mar-18	20:05:04
125	180228M1_125	1800286-04 GW5054180206RAP 0.26906	01-Mar-18	20:16:31
126	180228M1_126	1800286-05 GW5963180207RAP 0.26219	01-Mar-18	20:28:00
127	180228M1_127	IPA	01-Mar-18	20:39:27
128	180228M1_128	ST180228M1-16 PFC CS0 18B2314	01-Mar-18	20:50:57
129	180228M1_129	IPA	01-Mar-18	21:02:24
130	180228M1_130	1800286-06 GW2024180207RAP 0.25995	01-Mar-18	21:13:51
131	180228M1_131	1800286-07 GW3034180207RAP 0.25817	01-Mar-18	21:25:17
132	180228M1_132	1800286-08 GW4145180207RAP 0.26371	01-Mar-18	21:36:44
133	180228M1_133	1800286-09 GW5054180208RAP 0.26011	01-Mar-18	21:48:14

Vista Analytical Laboratory

Dataset: Untitled

Last Altered: Friday, March 02, 2018 10:21:07 Pacific Standard Time

Printed: Friday, March 02, 2018 10:32:30 Pacific Standard Time

Compound name: PFBA

	Name	ID	Acq.Date	Acq.Time
134	180228M1_134	1800293-01 HS DW WELL 1-TAP 0.26085	01-Mar-18	21:59:41
135	180228M1_135	1800293-02 FB1802071025AB 0.26261	01-Mar-18	22:11:08
136	180228M1_136	1800293-03 HS DW WELL 2-TAP 0.25552	01-Mar-18	22:22:37
137	180228M1_137	1800293-04 HS DW WELL 12-TAP 0.26089	01-Mar-18	22:34:07
138	180228M1_138	1800293-05 HS DW WELL 12-TAP-DUP 0.25274	01-Mar-18	22:45:36
139	180228M1_139	1800293-06 HS BUS Garage Well-TAP 0.25645	01-Mar-18	22:57:03
140	180228M1_140	1800293-07 HS Maint. Barn Well-TAP 0.25599	01-Mar-18	23:08:32
141	180228M1_141	IPA	01-Mar-18	23:20:02
142	180228M1_142	ST180228M1-17 PFC CS3 18B2317	01-Mar-18	23:31:32
143	180228M1_143	IPA	01-Mar-18	23:43:01
144	180228M1_144	1800293-08 Elementary School Well-TAP 0.261...	01-Mar-18	23:54:27
145	180228M1_145	IPA	02-Mar-18	00:05:57
146	180228M1_146	ST180228M1-18 PFC CS3 18B2317	02-Mar-18	00:17:27
147	180228M1_147	IPA	02-Mar-18	00:28:56

Dataset: F:\Projects\PFAS.PRO\Results\180228M1\180228M1-109.qld

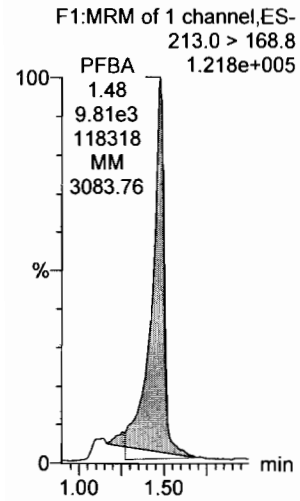
Last Altered: Friday, March 02, 2018 11:39:30 Pacific Standard Time
Printed: Friday, March 02, 2018 11:39:35 Pacific Standard Time

Method: F:\Projects\PFAS.PRO\MethDB\PFAS_FULL_80C_022718.mdb 28 Feb 2018 13:19:45

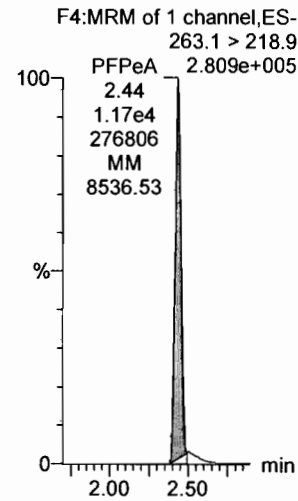
Calibration: F:\Projects\PFAS.PRO\CurveDB\C18_VAL-PFAS_Q4_02-28-18-FULL.cdb 01 Mar 2018 12:54:21

Name: 180228M1_109, Date: 01-Mar-2018, Time: 17:12:55, ID: ST180228M1-15 PFC CS3 18B2317, Description: PFC CS3 18B2317

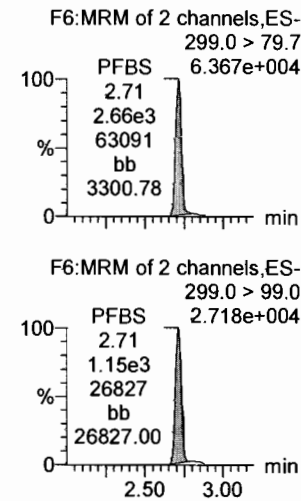
PFBA



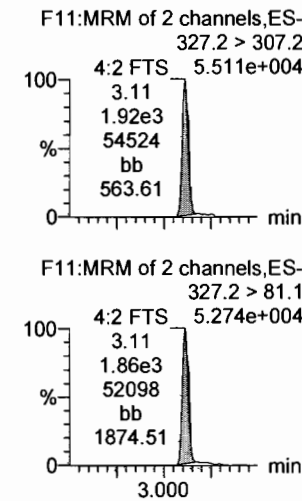
PFPeA



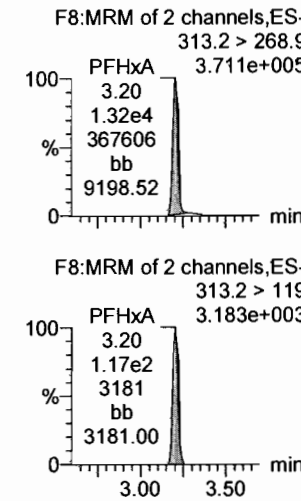
PFBS



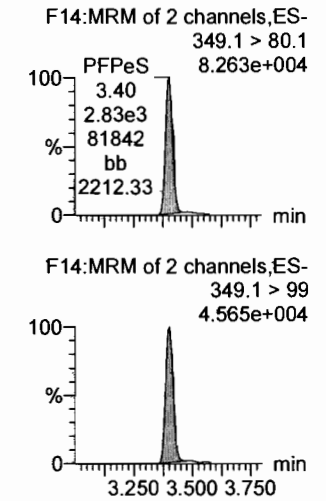
4:2 FTS



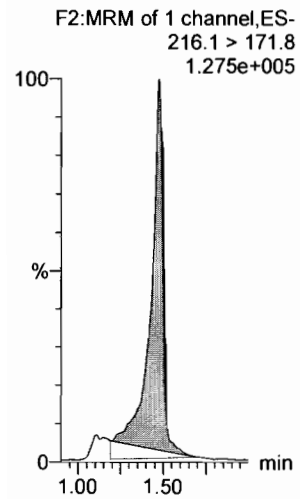
PFHxA



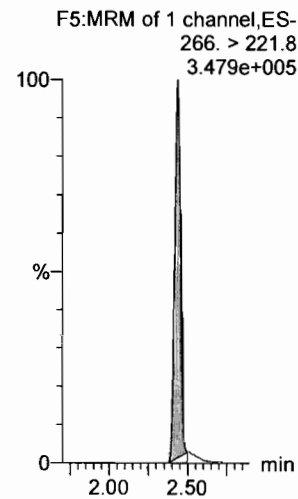
PFPeS



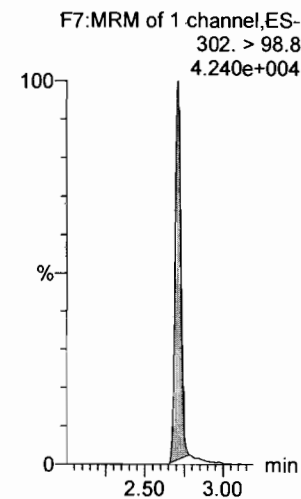
13C3-PFBA



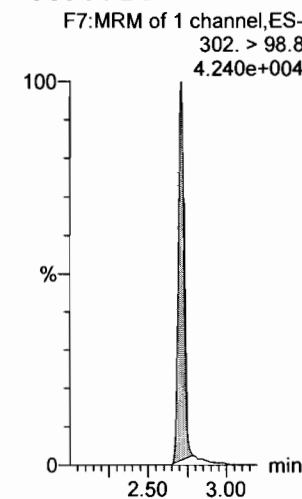
13C3-PFPeA



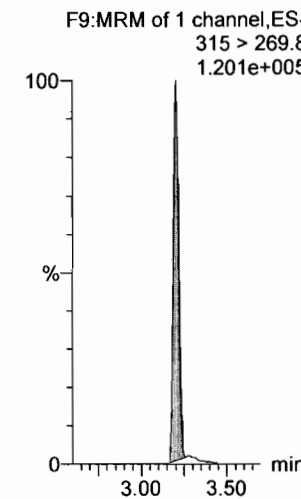
13C3-PFBS



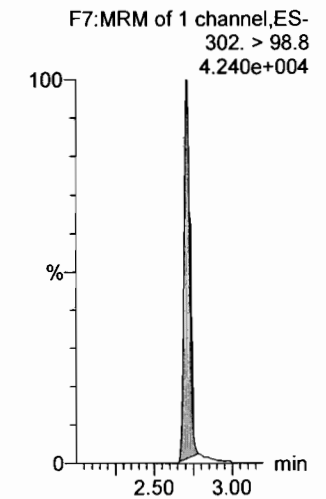
13C3-PFBS



13C2-PFHxA



13C3-PFBS



Dataset: F:\Projects\PFAS.PRO\Results\180228M1\180228M1-109.qld

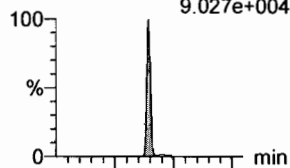
Last Altered: Friday, March 02, 2018 11:39:30 Pacific Standard Time

Printed: Friday, March 02, 2018 11:39:35 Pacific Standard Time

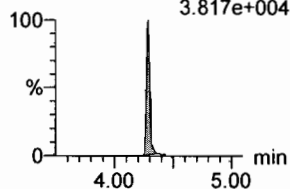
Name: 180228M1_109, Date: 01-Mar-2018, Time: 17:12:55, ID: ST180228M1-15 PFC CS3 18B2317, Description: PFC CS3 18B2317

6:2 FTS

F23:MRM of 2 channels,ES-
427.1 > 407
9.027e+004

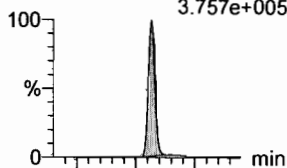


F23:MRM of 2 channels,ES-
427.1 > 80
3.817e+004

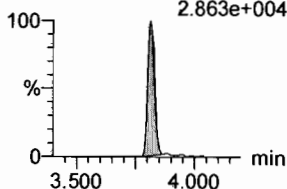


PFHpA

F15:MRM of 2 channels,ES-
363.0 > 318.9
3.757e+005

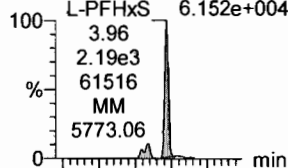


F15:MRM of 2 channels,ES-
363.0 > 169.0
2.863e+004

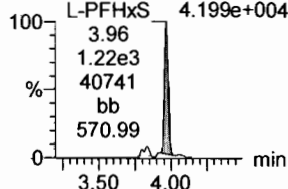


L-PFHxS

F17:MRM of 2 channels,ES-
398.9 > 79.6
6.152e+004

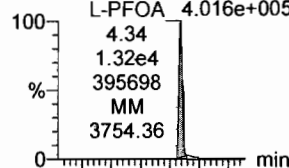


F17:MRM of 2 channels,ES-
398.9 > 99.0
4.199e+004

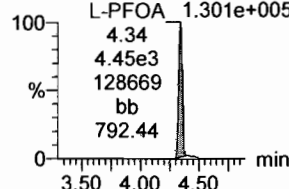


L-PFOA

F20:MRM of 2 channels,ES-
413 > 368.7
4.016e+005

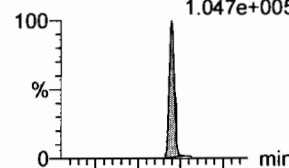


F20:MRM of 2 channels,ES-
413 > 169
1.301e+005

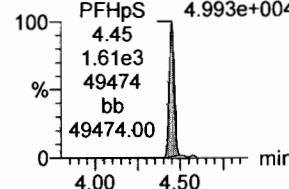


PFHpS

F25:MRM of 2 channels,ES-
449 > 80.0
1.047e+005

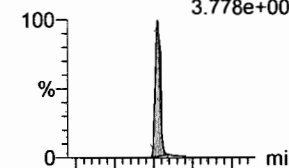


F25:MRM of 2 channels,ES-
449 > 98.7
4.993e+004

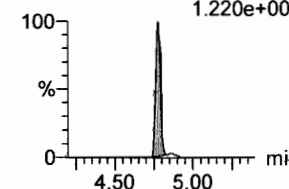


PFNA

F26:MRM of 2 channels,ES-
463.0 > 418.8
3.778e+005

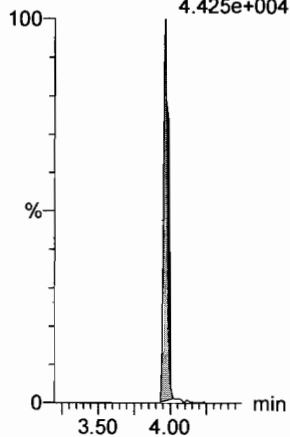


F26:MRM of 2 channels,ES-
463.0 > 219.0
1.220e+005



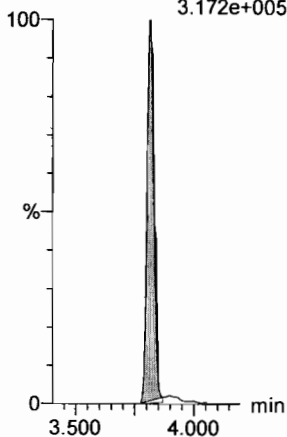
18O2-PFHxS

F19:MRM of 1 channel,ES-
403.0 > 102.6
4.425e+004




13C4-PFHpA

F16:MRM of 1 channel,ES-
367.2 > 321.8
3.172e+005



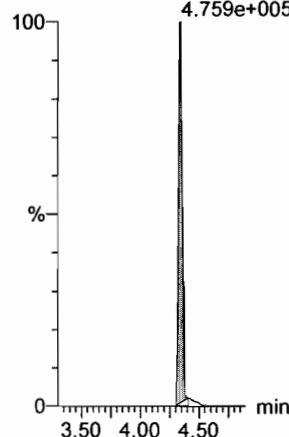
13C2-PFOA

F21:MRM of 1 channel,ES-
414.9 > 369.7
4.759e+005



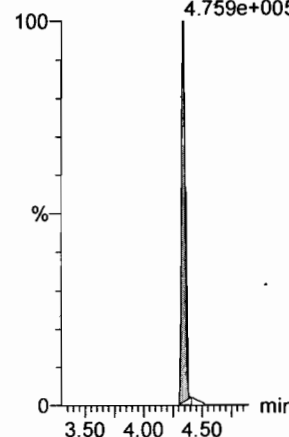
13C2-PFOA

F21:MRM of 1 channel,ES-
414.9 > 369.7
4.759e+005



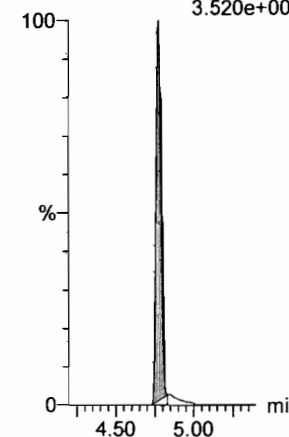
13C2-PFOA

F21:MRM of 1 channel,ES-
414.9 > 369.7
4.759e+005



13C5-PFNA

F27:MRM of 1 channel,ES-
468.2 > 422.9
3.520e+005



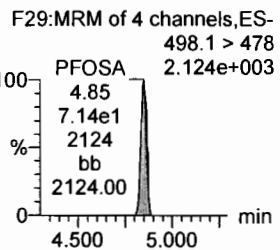
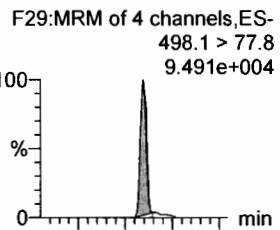
Dataset: F:\Projects\PFAS.PRO\Results\180228M1\180228M1-109.qld

Last Altered: Friday, March 02, 2018 11:39:30 Pacific Standard Time

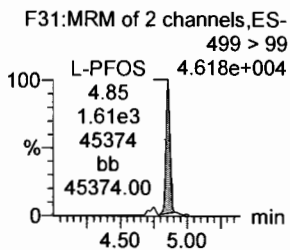
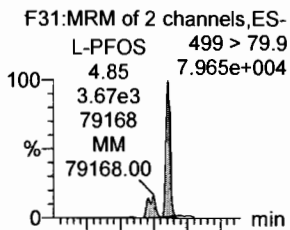
Printed: Friday, March 02, 2018 11:39:35 Pacific Standard Time

Name: 180228M1_109, Date: 01-Mar-2018, Time: 17:12:55, ID: ST180228M1-15 PFC CS3 18B2317, Description: PFC CS3 18B2317

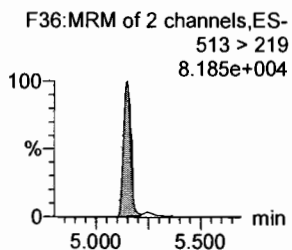
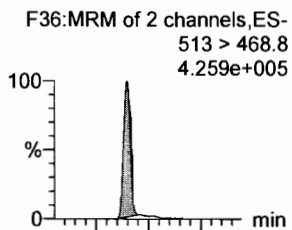
PFOSA



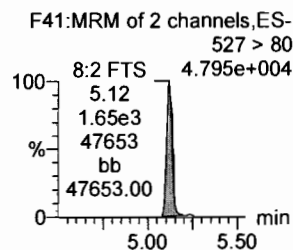
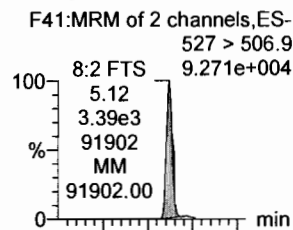
L-PFOS



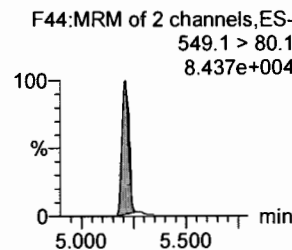
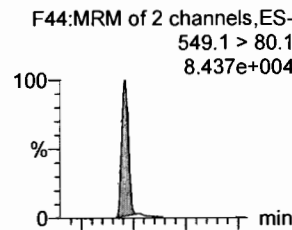
PFDA



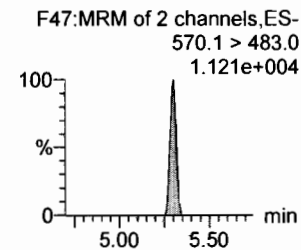
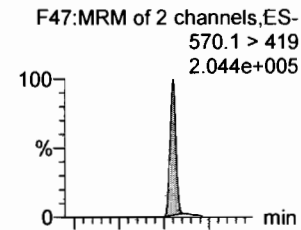
8:2 FTS




PFNS



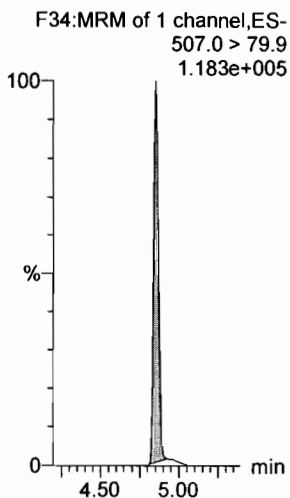
N-MeFOSAA



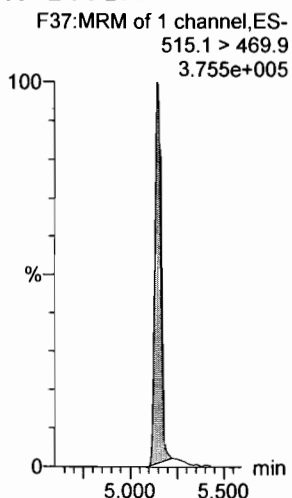
13C8-PFOSA



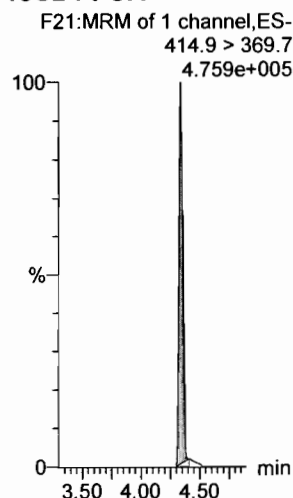
13C8-PFOS



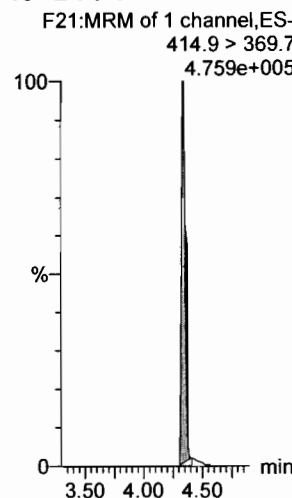
13C2-PFDA



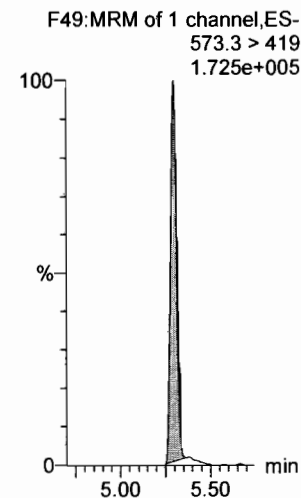
13C2-PFOA



13C2-PFOA



d3-N-MeFOSAA

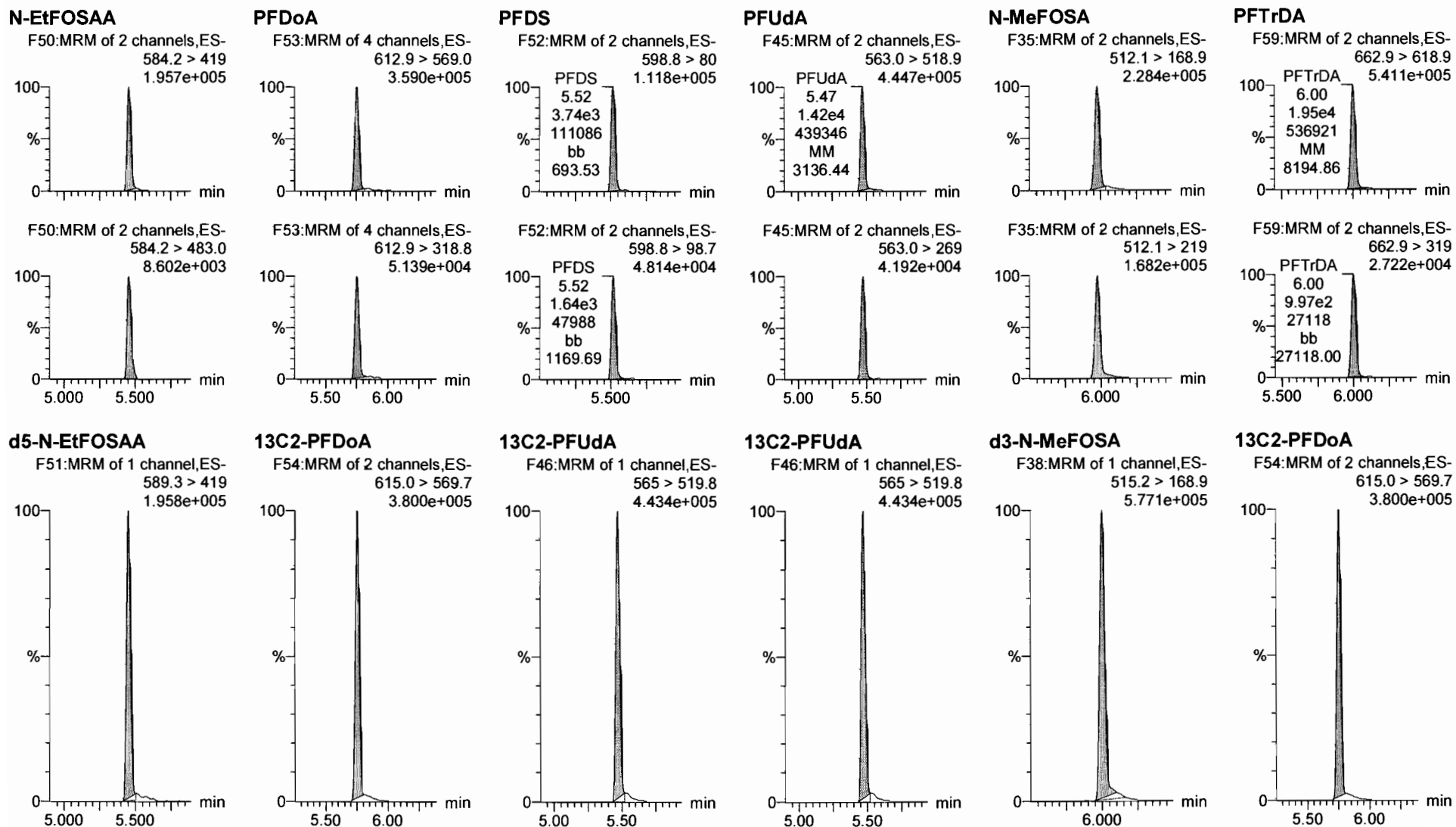


Dataset: F:\Projects\PFAS.PRO\Results\180228M1\180228M1-109.qld

Last Altered: Friday, March 02, 2018 11:39:30 Pacific Standard Time

Printed: Friday, March 02, 2018 11:39:35 Pacific Standard Time

Name: 180228M1_109, Date: 01-Mar-2018, Time: 17:12:55, ID: ST180228M1-15 PFC CS3 18B2317, Description: PFC CS3 18B2317



Dataset: F:\Projects\PFAS.PRO\Results\180228M1\180228M1-109.qld

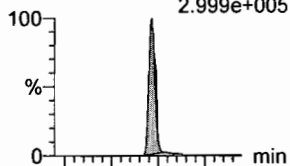
Last Altered: Friday, March 02, 2018 11:39:30 Pacific Standard Time

Printed: Friday, March 02, 2018 11:39:35 Pacific Standard Time

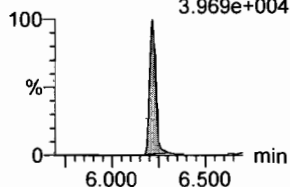
Name: 180228M1_109, Date: 01-Mar-2018, Time: 17:12:55, ID: ST180228M1-15 PFC CS3 18B2317, Description: PFC CS3 18B2317

PFTeDA

F60:MRM of 2 channels,ES-
712.9 > 668.8
2.999e+005

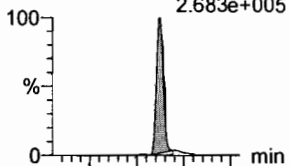


F60:MRM of 2 channels,ES-
712.9 > 369
3.969e+004

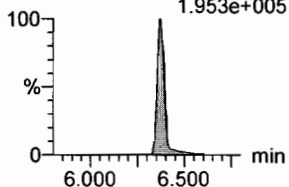


N-EtFOSA

F40:MRM of 2 channels,ES-
526.1 > 168.9
2.683e+005

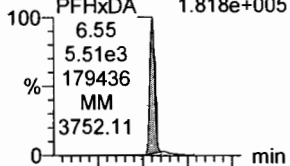


F40:MRM of 2 channels,ES-
526.1 > 219
1.953e+005

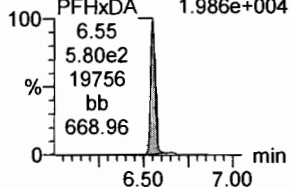


PFHxDA

F62:MRM of 2 channels,ES-
813.1 > 768.6
1.818e+005




F62:MRM of 2 channels,ES-
813.1 > 219
1.986e+004




PFODA

F64:MRM of 1 channel,ES-
913.1 > 868.8
3.014e+005




N-MeFOSE

F55:MRM of 1 channel,ES-
616.1 > 58.9
3.257e+005



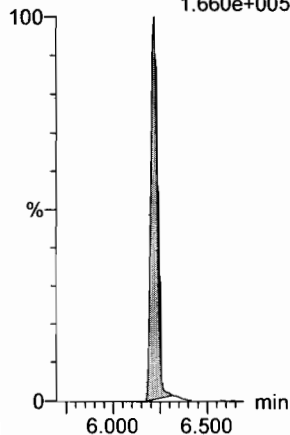
N-EtFOSE

F57:MRM of 1 channel,ES-
630.1 > 58.9
3.887e+005



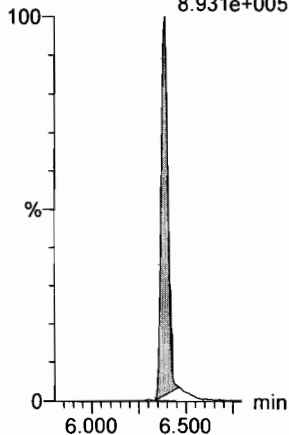
13C2-PFTeDA

F61:MRM of 2 channels,ES-
714.8 > 669.6
1.660e+005



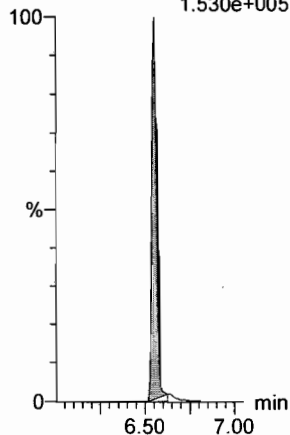
d5-N-ETFOSA

F43:MRM of 1 channel,ES-
531.1 > 168.9
8.931e+005



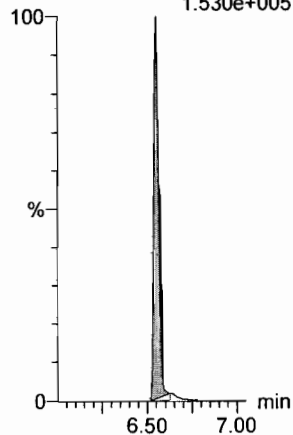
13C2-PFHxDA

F63:MRM of 1 channel,ES-
815 > 769.7
1.530e+005



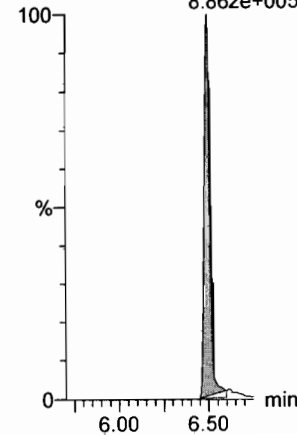
13C2-PFHxDA

F63:MRM of 1 channel,ES-
815 > 769.7
1.530e+005



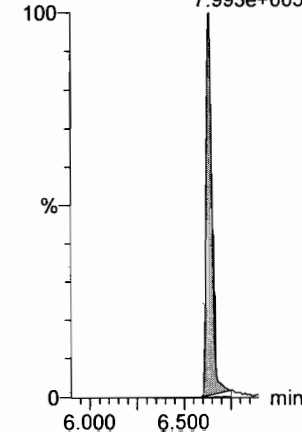
d7-N-MeFOSE

F56:MRM of 1 channel,ES-
623.1 > 58.9
8.862e+005



d9-N-EtFOSE

F58:MRM of 1 channel,ES-
639.2 > 58.8
7.993e+005

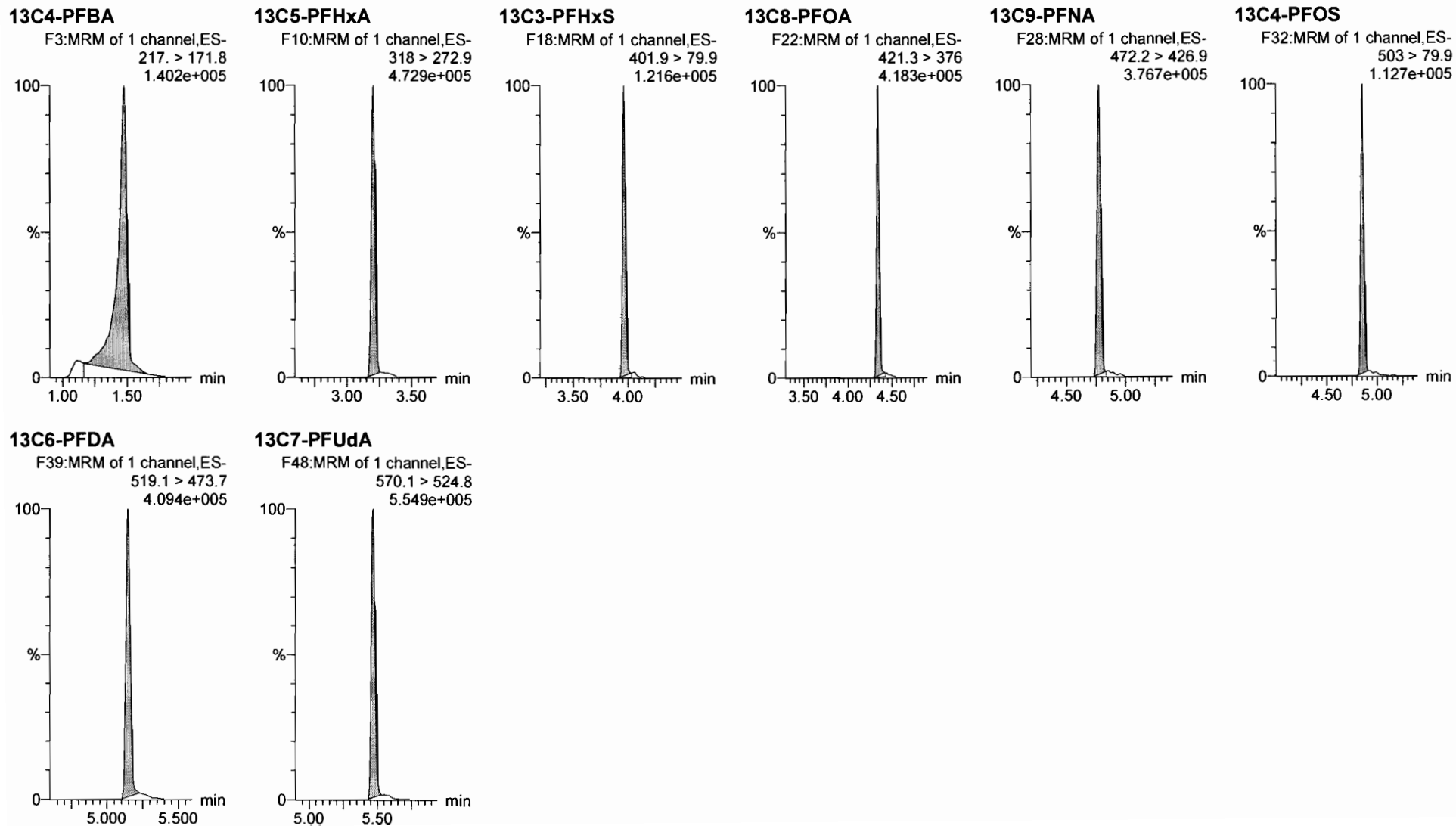


Dataset: F:\Projects\PFAS.PRO\Results\180228M1\180228M1-109.qld

Last Altered: Friday, March 02, 2018 11:39:30 Pacific Standard Time

Printed: Friday, March 02, 2018 11:39:35 Pacific Standard Time

Name: 180228M1_109, Date: 01-Mar-2018, Time: 17:12:55, ID: ST180228M1-15 PFC CS3 18B2317, Description: PFC CS3 18B2317



Dataset: F:\Projects\PFAS.PRO\Results\180228M1\180228M1-128.qld

Last Altered: Friday, March 02, 2018 11:43:10 Pacific Standard Time

Printed: Friday, March 02, 2018 11:43:19 Pacific Standard Time

(A) Above limit criteria.
(B) Below limit criteria.

Method: F:\Projects\PFAS.PRO\MethDB\PFAS_FULL_80C_022718.mdb 28 Feb 2018 13:19:45

Calibration: F:\Projects\PFAS.PRO\CurveDB\C18_VAL-PFAS_Q4_02-28-18-FULL.cdb 01 Mar 2018 12:54:21

Name: 180228M1_128, Date: 01-Mar-2018, Time: 20:50:57, ID: ST180228M1-16 PFC CS0 18B2314, Description: PFC CS0 18B2314

#	Name	Trace	Area	IS Area	RRF	Pred.RT	RT	y Axis Resp.	Conc.	%Rec	Recovery	Out
1	1 PFBA	213.0 > 168.8	6.98e2	7.61e3		1.46	1.45	1.15	0.989	98.9	NO	
2	2 PFPeA	263.1 > 218.9	1.10e3	1.34e4		2.31	2.41	1.02	1.04	104.4	NO	
3	3 PFBS	299.0 > 79.7	2.57e2	1.65e3		2.60	2.69	1.95	1.07	107.3	NO	
4	4 4:2 FTS	327.2>307.2	2.33e2	1.65e3		3.00	3.09	1.77	1.24	123.9	NO	
5	5 PFHxA	313.2 > 268.9	1.30e3	4.01e3		3.19	3.18	1.62	1.03	103.0	NO	
6	6 PFPeS	349.1>80.1	2.64e2	1.65e3		3.39	3.38	2.00	1.06	106.0	NO	
7	7 PFHpA	363.0 > 318.9	1.11e3	9.92e3		3.81	3.80	1.40	1.02	102.4	NO	
8	8 L-PFHxS	398.9 > 79.6	1.51e2	1.31e3		4.17	3.96	1.44	0.891	89.1	NO	
9	10 6:2 FTS	427.1 > 407	2.07e2	1.52e4		4.28	4.27	0.170	0.839	83.9	NO	
10	11 L-PFOA	413 > 368.7	1.35e3	1.52e4		4.40	4.33	1.11	0.991	99.1	NO	
11	13 PFHpS	449 > 80.0	3.50e2	1.52e4		4.44	4.44	0.288	1.30	129.6	NO	
12	14 PFNA	463.0 > 418.8	1.32e3	1.19e4		4.76	4.77	1.39	1.03	103.5	NO	
13	15 PFOSA	498.1 > 77.8	2.96e2	3.65e3		4.83	4.83	1.02	1.04	103.6	NO	
14	16 L-PFOS	499 > 79.9	3.49e2	3.24e3		4.90	4.85	1.34	1.30	129.8	NO	
15	18 PFDA	513 > 468.8	1.66e3	1.38e4		5.14	5.15	1.51	1.01	101.0	NO	
16	19 8:2 FTS	527 > 506.9	3.12e2	1.52e4		5.12	5.11	0.257	0.963	96.3	NO	
17	20 PFNS	549.1>80.1	3.08e2	3.24e3		5.08	5.21	1.19	1.48	147.7	YES (A)	
18	21 N-MeFOSAA	570.1 > 419	6.29e2	6.13e3		5.29	5.30	1.28	1.01	100.6	NO	
19	22 N-EtFOSAA	584.2 > 419	4.65e2	6.45e3		5.45	5.46	0.902	0.973	97.3	NO	
20	23 PFUdA	563.0 > 518.9	1.42e3	1.70e4		5.46	5.47	1.05	0.950	95.0	NO	
21	24 PFDS	598.8 > 80	2.88e2	1.70e4		5.51	5.52	0.212	0.606	60.6	YES (B)	
22	25 PFDoA	612.9 > 569.0	1.28e3	1.35e4		5.74	5.76	1.18	0.889	88.9	NO	
23	26 N-MeFOSA	512.1 > 168.9	7.41e2	2.15e4		5.84	5.96	5.17	4.96	99.3	NO	
24	27 PFTTrDA	662.9 > 618.9	1.90e3	1.35e4		5.98	6.01	1.75	1.20	120.1	NO	
25	28 PFTeDA	712.9 > 668.8	9.98e2	5.75e3		6.20	6.23	2.17	0.880	88.0	NO	
26	29 N-EtFOSA	526.1 > 168.9	1.04e3	3.26e4		6.22	6.38	4.78	5.11	102.2	NO	
27	30 PFHxDA	813.1 > 768.6	5.56e2	4.17e3		6.51	6.57	0.667	0.966	96.6	NO	
28	31 PFODA	913.1 > 868.8	6.62e2	4.17e3		6.74	6.80	0.795	1.16	116.0	NO	
29	32 N-MeFOSE	616.1 > 58.9	9.93e2	2.90e4		6.31	6.52	5.13	4.88	97.6	NO	
30	33 N-EtFOSE	630.1 > 58.9	1.04e3	2.79e4		6.45	6.66	5.58	4.56	91.2	NO	
31	34 13C3-PFBA	216.1 > 171.8	7.61e3	8.75e3	0.869	1.46	1.45	10.9	12.5	100.1	NO	

Am
3/2/18

Dataset: F:\Projects\PFAS.PRO\Results\180228M1\180228M1-128.qld

Last Altered: Friday, March 02, 2018 11:43:10 Pacific Standard Time

Printed: Friday, March 02, 2018 11:43:19 Pacific Standard Time

Name: 180228M1_128, Date: 01-Mar-2018, Time: 20:50:57, ID: ST180228M1-16 PFC CS0 18B2314, Description: PFC CS0 18B2314

	# Name	Trace	Area	IS Area	RRF	Pred.RT	RT	y Axis Resp.	Conc.	%Rec	Recovery Out
32	35 13C3-PFPeA	266. > 221.8	1.34e4	1.45e4	0.978	2.42	2.41	11.6	11.8	94.7	NO
33	36 13C3-PFBS	302. > 98.8	1.65e3	1.45e4	0.123	2.69	2.69	1.42	11.5	92.1	NO
34	37 13C2-PFHxA	315 > 269.8	4.01e3	1.45e4	0.712	3.19	3.18	3.46	4.86	97.3	NO
35	38 13C4-PFHpA	367.2 > 321.8	9.92e3	1.45e4	0.678	3.81	3.80	8.55	12.6	101.0	NO
36	39 18O2-PFHxS	403.0 > 102.6	1.31e3	3.51e3	0.392	3.96	3.95	4.65	11.8	94.8	NO
37	40 13C2-PFOA	414.9 > 369.7	1.52e4	1.17e4	1.308	4.33	4.33	16.2	12.4	99.2	NO
38	41 13C5-PFNA	468.2 > 422.9	1.19e4	1.34e4	0.976	4.76	4.77	11.1	11.4	91.0	NO
39	42 13C8-PFOA	506.1 > 77.7	3.65e3	1.65e4	0.254	4.83	4.84	2.76	10.9	86.8	NO
40	43 13C8-PFOS	507.0 > 79.9	3.24e3	3.52e3	1.040	4.84	4.85	11.5	11.1	88.5	NO
41	44 13C2-PFDA	515.1 > 469.9	1.38e4	1.63e4	0.967	5.14	5.15	10.5	10.9	87.3	NO
42	45 d3-N-MeFOSAA	573.3 > 419	6.13e3	1.65e4	0.381	5.29	5.30	4.64	12.2	97.3	NO
43	46 d5-N-EtFOSAA	589.3 > 419	6.45e3	1.65e4	0.399	5.45	5.45	4.88	12.2	98.0	NO
44	47 13C2-PFUdA	565 > 519.8	1.70e4	1.65e4	0.985	5.46	5.47	12.9	13.1	104.6	NO
45	48 13C2-PFDoA	615.0 > 569.7	1.35e4	1.65e4	0.813	5.74	5.76	10.2	12.6	100.8	NO
46	49 d3-N-MeFOSA	515.2 > 168.9	2.15e4	1.65e4	0.124	5.84	5.99	16.3	131	87.1	NO
47	50 13C2-PFTeDA	714.8 > 669.6	5.75e3	1.65e4	0.379	6.20	6.23	4.35	11.5	92.0	NO
48	51 d5-N-ETFOSA	531.1 > 168.9	3.26e4	1.65e4	0.189	6.22	6.39	24.7	130	86.9	NO
49	52 13C2-PFHxDA	815 > 769.7	4.17e3	1.65e4	0.703	6.51	6.56	3.15	4.49	89.8	NO
50	53 d7-N-MeFOSE	623.1 > 58.9	2.90e4	1.65e4	0.157	6.31	6.51	22.0	140	93.0	NO
51	54 d9-N-EtFOSE	639.2 > 58.8	2.79e4	1.65e4	0.146	6.45	6.65	21.1	144	96.1	NO
52	55 13C4-PFBA	217. > 171.8	8.75e3	8.75e3	1.000	1.46	1.45	12.5	12.5	100.0	NO
53	56 13C5-PFHxA	318 > 272.9	1.45e4	1.45e4	1.000	3.19	3.18	12.5	12.5	100.0	NO
54	57 13C3-PFHxS	401.9 > 79.9	3.51e3	3.51e3	1.000	3.96	3.95	12.5	12.5	100.0	NO
55	58 13C8-PFOA	421.3 > 376	1.17e4	1.17e4	1.000	4.33	4.33	12.5	12.5	100.0	NO
56	59 13C9-PFNA	472.2 > 426.9	1.34e4	1.34e4	1.000	4.70	4.77	12.5	12.5	100.0	NO
57	60 13C4-PFOS	503 > 79.9	3.52e3	3.52e3	1.000	4.84	4.85	12.5	12.5	100.0	NO
58	61 13C6-PFDA	519.1 > 473.7	1.63e4	1.63e4	1.000	5.14	5.15	12.5	12.5	100.0	NO
59	62 13C7-PFUdA	570.1 > 524.8	1.65e4	1.65e4	1.000	5.46	5.47	12.5	12.5	100.0	NO

Vista Analytical Laboratory

Dataset: Untitled

Last Altered: Friday, March 02, 2018 10:21:07 Pacific Standard Time

Printed: Friday, March 02, 2018 10:32:30 Pacific Standard Time

Method: F:\Projects\PFAS.PRO\MethDB\PFAS_FULL_80C_022718.mdb 28 Feb 2018 13:19:45

Calibration: F:\Projects\PFAS.PRO\CurveDB\IC18_VAL-PFAS_Q4_02-28-18-FULL.cdb 01 Mar 2018 12:54:21

Compound name: PFBA

	Name	ID	Acq.Date	Acq.Time
1	180228M1_1	IPA	28-Feb-18	20:33:26
2	180228M1_2	ST180228M1-1 PFC CS-2 18B2312	28-Feb-18	20:44:50
3	180228M1_3	ST180228M1-2 PFC CS-1 18B2313	28-Feb-18	20:56:17
4	180228M1_4	ST180228M1-3 PFC CS0 18B2314	28-Feb-18	21:07:44
5	180228M1_5	ST180228M1-4 PFC CS1 18B2315	28-Feb-18	21:19:13
6	180228M1_6	ST180228M1-5 PFC CS2 18B2316	28-Feb-18	21:30:43
7	180228M1_7	ST180228M1-6 PFC CS3 18B2317	28-Feb-18	21:42:12
8	180228M1_8	ST180228M1-7 PFC CS4 18B2318	28-Feb-18	21:53:43
9	180228M1_9	ST180228M1-8 PFC CS5 18B2319	28-Feb-18	22:05:09
10	180228M1_10	ST180228M1-9 PFC CS6 18B2320	28-Feb-18	22:16:39
11	180228M1_11	ST180228M1-10 PFC CS7 18B2321	28-Feb-18	22:28:09
12	180228M1_12	IPA	28-Feb-18	22:39:39
13	180228M1_13	ICV180228M1-1 PFC ICV 18B2311	28-Feb-18	22:51:06
14	180228M1_14	IPA	28-Feb-18	23:02:32
15	180228M1_15	1800170-04@10X C1 Comp 0.02028	28-Feb-18	23:13:59
16	180228M1_16	1800342-14@10X WI-AF-MW-201-0218 0.11911	28-Feb-18	23:25:29
17	180228M1_17	1800342-18@5x WI-AF-N2-6C-0218 0.11624	28-Feb-18	23:36:59
18	180228M1_18	1800333-03 REEPDW188 0.12197	28-Feb-18	23:48:28
19	180228M1_19	B8B0129-BS1 OPR 0.125	28-Feb-18	23:59:58
20	180228M1_20	B8B0129-BLK1 Method Blank 0.125	01-Mar-18	00:11:28
21	180228M1_21	B8B0129-MS1 Matrix Spike 0.11962	01-Mar-18	00:22:55
22	180228M1_22	B8B0129-MSD1 Matrix Spike Dup 0.12145	01-Mar-18	00:34:21
23	180228M1_23	1800332-01 OF-RW42B-MID01-0218 0.11601	01-Mar-18	00:45:48
24	180228M1_24	1800332-02 OF-RW42B-EFF01-0218 0.1211	01-Mar-18	00:57:15
25	180228M1_25	1800332-03 OF-RW42B-FB01-0218 0.12204	01-Mar-18	01:08:45
26	180228M1_26	1800332-04 OF-RW42C-INF01-0218 0.1208	01-Mar-18	01:20:14
27	180228M1_27	1800332-05 OF-RW42C-MID01-0218 0.12063	01-Mar-18	01:31:43
28	180228M1_28	1800332-06 OF-RW42C-EFF01-0218 0.11886	01-Mar-18	01:43:12
29	180228M1_29	1800332-07 OF-RW42C-FB01-0218 0.11859	01-Mar-18	01:54:42
30	180228M1_30	1800332-08 OF-INF01-WT-021418 0.11784	01-Mar-18	02:06:11
31	180228M1_31	IPA	01-Mar-18	02:17:42

Dataset: Untitled

Last Altered: Friday, March 02, 2018 10:21:07 Pacific Standard Time

Printed: Friday, March 02, 2018 10:32:30 Pacific Standard Time

Compound name: PFBA

	Name	ID	Acq.Date	Acq.Time
32	180228M1_32	ST180228M1-11 PFC CS3 18B2317	01-Mar-18	02:29:08
33	180228M1_33	IPA	01-Mar-18	02:40:38
34	180228M1_34	1800332-09 OF-MID01-WT-021418 0.11976	01-Mar-18	02:52:08
35	180228M1_35	1800332-10 OF-FB01-WT-021418 0.12199	01-Mar-18	03:03:35
36	180228M1_36	1800332-11 OF-EFF01-WT-021418 0.12052	01-Mar-18	03:15:04
37	180228M1_37	1800332-12 OF-EFF01P-WT-021418 0.12067	01-Mar-18	03:26:31
38	180228M1_38	1800337-01 REEPDW189 0.12105	01-Mar-18	03:38:01
39	180228M1_39	1800338-01 REEPDW189FRB 0.12225	01-Mar-18	03:49:31
40	180228M1_40	1800339-01 WI-A06-MW-06-0218 0.11846	01-Mar-18	04:00:57
41	180228M1_41	1800339-02 WI-A06-FB01-021618 0.12165	01-Mar-18	04:12:27
42	180228M1_42	1800339-03 WI-A06-EB01-021618 0.12121	01-Mar-18	04:23:56
43	180228M1_43	1800339-04 WI-A06-S-01-0218 0.12143	01-Mar-18	04:35:23
44	180228M1_44	1800339-05 WI-A06-S-01P-0218 0.12184	01-Mar-18	04:46:52
45	180228M1_45	1800339-06 WI-A06-FB01-021918 0.12222	01-Mar-18	04:58:21
46	180228M1_46	B8B0121-BS1 OPR 0.125	01-Mar-18	05:09:51
47	180228M1_47	B8B0121-BSD1 LCSD 0.125	01-Mar-18	05:21:21
48	180228M1_48	B8B0121-BLK1 Method Blank 0.125	01-Mar-18	05:32:51
49	180228M1_49	1800327-01 OF-RW42A-0218 0.10903	01-Mar-18	05:44:18
50	180228M1_50	1800327-02 OF-FB42C-0218 0.11801	01-Mar-18	05:55:45
51	180228M1_51	1800327-03 OF-FB42A-0218 0.11946	01-Mar-18	06:07:12
52	180228M1_52	1800327-04 OF-RW42B-0218 0.10944	01-Mar-18	06:18:38
53	180228M1_53	1800327-05 OF-FB42B-0218 0.11557	01-Mar-18	06:30:07
54	180228M1_54	1800327-06 OF-RW44-0218 0.11833	01-Mar-18	06:41:38
55	180228M1_55	IPA	01-Mar-18	06:53:05
56	180228M1_56	ST180228M1-12 PFC CS3 18B2317	01-Mar-18	07:04:32
57	180228M1_57	IPA	01-Mar-18	07:15:59
58	180228M1_58	1800327-07 OF-FB44-0218 0.12118	01-Mar-18	07:27:25
59	180228M1_59	1800327-08 OF-RW59-0218 0.1103	01-Mar-18	07:38:55
60	180228M1_60	1800327-09 OF-FB59-0218 0.11633	01-Mar-18	07:50:24
61	180228M1_61	1800327-10 OF-RW03-0218 0.11147	01-Mar-18	08:01:54
62	180228M1_62	1800327-11 OF-FB03-0218 0.11762	01-Mar-18	08:13:20
63	180228M1_63	1800327-12 OF-RW37-0218 0.11621	01-Mar-18	08:24:51
64	180228M1_64	1800327-13 OF-FB37-0218 0.1165	01-Mar-18	08:36:21
65	180228M1_65	IPA	01-Mar-18	08:47:50

Dataset: Untitled

Last Altered: Friday, March 02, 2018 10:21:07 Pacific Standard Time

Printed: Friday, March 02, 2018 10:32:30 Pacific Standard Time

Compound name: PFBA

	Name	ID	Acq.Date	Acq.Time
66	180228M1_66	ST180228M1-13 PFC CS0 18B2314	01-Mar-18	08:59:19
67	180228M1_67	IPA	01-Mar-18	09:10:46
68	180228M1_68	B8B0131-BS1 OPR 0.125	01-Mar-18	09:22:16
69	180228M1_69	B8B0131-BLK1 Method Blank 0.125	01-Mar-18	09:33:45
70	180228M1_70	B8B0131-MS1 Matrix Spike 0.12126	01-Mar-18	09:45:15
71	180228M1_71	B8B0131-MSD1 Matrix Spike Dup 0.11914	01-Mar-18	09:56:44
72	180228M1_72	1800329-01 OF-RW59-INF01-0218 0.11462	01-Mar-18	10:08:14
73	180228M1_73	1800329-02 OF-RW59-INF01P-0218 0.11789	01-Mar-18	10:19:43
74	180228M1_74	1800329-03 OF-RW59-MID01-0218 0.11984	01-Mar-18	10:31:12
75	180228M1_75	1800329-04 OF-RW59-EFF01-0218 0.1216	01-Mar-18	10:42:42
76	180228M1_76	1800329-05 OF-RW59-FB01-0218 0.11314	01-Mar-18	10:54:09
77	180228M1_77	1800329-06 OF-RW08-INF01-0218 0.12179	01-Mar-18	11:05:38
78	180228M1_78	1800329-07 OF-RW08-MID01-0218 0.10892	01-Mar-18	11:17:08
79	180228M1_79	1800329-08 OF-RW08-EFF01-0218 0.12262	01-Mar-18	11:28:37
80	180228M1_80	1800329-09 OF-RW08-FB01-0218 0.12173	01-Mar-18	11:40:04
81	180228M1_81	1800329-10 OF-RW63-INF01-0218 0.11237	01-Mar-18	11:51:33
82	180228M1_82	1800329-11 OF-RW63-MID01-0218 0.11515	01-Mar-18	12:03:02
83	180228M1_83	1800329-12 OF-RW63-EFF01-0218 0.12129	01-Mar-18	12:14:29
84	180228M1_84	1800329-13 OF-RW63-FB01-0218 0.12066	01-Mar-18	12:25:56
85	180228M1_85	IPA	01-Mar-18	12:37:23
86	180228M1_86	ST180228M1-14 PFC CS3 18B2317	01-Mar-18	12:48:50
87	180228M1_87	IPA	01-Mar-18	13:00:20
88	180228M1_88	1800329-14 OF-RW44-INF01-0218 0.11484	01-Mar-18	13:11:49
89	180228M1_89	1800329-15 OF-RW44-MID01-0218 0.12094	01-Mar-18	13:23:18
90	180228M1_90	1800329-16 OF-RW44-EFF01-0218 0.11743	01-Mar-18	13:34:48
91	180228M1_91	1800329-17 OF-RW44-FB01-0218 0.12155	01-Mar-18	13:46:17
92	180228M1_92	1800329-18 OF-RW42B-INF01-0218 0.11569	01-Mar-18	13:57:47
93	180228M1_93	B8B0122-BS1 OPR 0.125	01-Mar-18	14:09:16
94	180228M1_94	B8B0122-BSD1 LCSD 0.125	01-Mar-18	14:20:46
95	180228M1_95	B8B0122-BLK1 Method Blank 0.125	01-Mar-18	14:32:16
96	180228M1_96	1800323-01 OF-RW83-0218 0.11418	01-Mar-18	14:43:45
97	180228M1_97	1800323-02 OF-FB83-0218 0.11591	01-Mar-18	14:55:15
98	180228M1_98	1800323-03 OF-RW38-0218 0.11407	01-Mar-18	15:06:44
99	180228M1_99	1800323-04 OF-FB38-0218 0.11688	01-Mar-18	15:18:14

Vista Analytical Laboratory

Dataset: Untitled

Last Altered: Friday, March 02, 2018 10:21:07 Pacific Standard Time

Printed: Friday, March 02, 2018 10:32:30 Pacific Standard Time

Compound name: PFBA

	Name	ID	Acq.Date	Acq.Time
100	180228M1_100	1800323-05 OF-RW43-0218 0.1084	01-Mar-18	15:29:43
101	180228M1_101	1800323-06 OF-FB43-0218 0.10942	01-Mar-18	15:41:13
102	180228M1_102	1800323-07 OF-RW08-0218 0.11646	01-Mar-18	15:52:43
103	180228M1_103	1800323-08 OF-FB08-0218 0.11707	01-Mar-18	16:04:11
104	180228M1_104	1800323-09 OF-RW16-0218 0.11565	01-Mar-18	16:15:38
105	180228M1_105	1800323-10 OF-FB16-0218 0.11729	01-Mar-18	16:27:08
106	180228M1_106	1800324-01 OF-RW63-0218 0.11462	01-Mar-18	16:38:35
107	180228M1_107	1800324-02 OF-FB63-0218 0.11622	01-Mar-18	16:50:02
108	180228M1_108	IPA	01-Mar-18	17:01:29
109	180228M1_109	ST180228M1-15 PFC CS3 18B2317	01-Mar-18	17:12:55
110	180228M1_110	IPA	01-Mar-18	17:24:22
111	180228M1_111	1800324-03 OF-RW23-0218 0.11311	01-Mar-18	17:35:51
112	180228M1_112	1800324-04 OF-FB23-0218 0.11692	01-Mar-18	17:47:22
113	180228M1_113	1800324-05 OF-RW28-0218 0.11227	01-Mar-18	17:58:51
114	180228M1_114	1800324-06 OF-FB28-0218 0.11581	01-Mar-18	18:10:21
115	180228M1_115	1800324-07 OF-RW60-0218 0.11223	01-Mar-18	18:21:50
116	180228M1_116	1800324-08 OF-RW60P-0218 0.11541	01-Mar-18	18:33:20
117	180228M1_117	1800324-09 OF-FB60-0218 0.11817	01-Mar-18	18:44:47
118	180228M1_118	1800324-10 OF-RW42C-0218 0.11358	01-Mar-18	18:56:13
119	180228M1_119	B8B0068-BS1 OPR 0.25	01-Mar-18	19:07:40
120	180228M1_120	B8B0068-BLK1 Method Blank 0.25	01-Mar-18	19:19:07
121	180228M1_121	1800272-01 MIBE_7256 0.26427	01-Mar-18	19:30:37
122	180228M1_122	1800286-01 GW2125180205RAP 0.25961	01-Mar-18	19:42:07
123	180228M1_123	1800286-02 GW3135180206RAP 0.25631	01-Mar-18	19:53:34
124	180228M1_124	1800286-03 GW4044180206RAP 0.25699	01-Mar-18	20:05:04
125	180228M1_125	1800286-04 GW5054180206RAP 0.26906	01-Mar-18	20:16:31
126	180228M1_126	1800286-05 GW5963180207RAP 0.26219	01-Mar-18	20:28:00
127	180228M1_127	IPA	01-Mar-18	20:39:27
128	180228M1_128	ST180228M1-16 PFC CS0 18B2314	01-Mar-18	20:50:57
129	180228M1_129	IPA	01-Mar-18	21:02:24
130	180228M1_130	1800286-06 GW2024180207RAP 0.25995	01-Mar-18	21:13:51
131	180228M1_131	1800286-07 GW3034180207RAP 0.25817	01-Mar-18	21:25:17
132	180228M1_132	1800286-08 GW4145180207RAP 0.26371	01-Mar-18	21:36:44
133	180228M1_133	1800286-09 GW5054180208RAP 0.26011	01-Mar-18	21:48:14

Dataset: Untitled

Last Altered: Friday, March 02, 2018 10:21:07 Pacific Standard Time

Printed: Friday, March 02, 2018 10:32:30 Pacific Standard Time

Compound name: PFBA

	Name	ID	Acq.Date	Acq.Time
134	180228M1_134	1800293-01 HS DW WELL 1-TAP 0.26085	01-Mar-18	21:59:41
135	180228M1_135	1800293-02 FB1802071025AB 0.26261	01-Mar-18	22:11:08
136	180228M1_136	1800293-03 HS DW WELL 2-TAP 0.25552	01-Mar-18	22:22:37
137	180228M1_137	1800293-04 HS DW WELL 12-TAP 0.26089	01-Mar-18	22:34:07
138	180228M1_138	1800293-05 HS DW WELL 12-TAP-DUP 0.25274	01-Mar-18	22:45:36
139	180228M1_139	1800293-06 HS BUS Garage Well-TAP 0.25645	01-Mar-18	22:57:03
140	180228M1_140	1800293-07 HS Maint. Barn Well-TAP 0.25599	01-Mar-18	23:08:32
141	180228M1_141	IPA	01-Mar-18	23:20:02
142	180228M1_142	ST180228M1-17 PFC CS3 18B2317	01-Mar-18	23:31:32
143	180228M1_143	IPA	01-Mar-18	23:43:01
144	180228M1_144	1800293-08 Elementary School Well-TAP 0.261...	01-Mar-18	23:54:27
145	180228M1_145	IPA	02-Mar-18	00:05:57
146	180228M1_146	ST180228M1-18 PFC CS3 18B2317	02-Mar-18	00:17:27
147	180228M1_147	IPA	02-Mar-18	00:28:56

Dataset: F:\Projects\PFAS.PRO\Results\180228M1\180228M1-128.qld

Last Altered: Friday, March 02, 2018 11:43:10 Pacific Standard Time

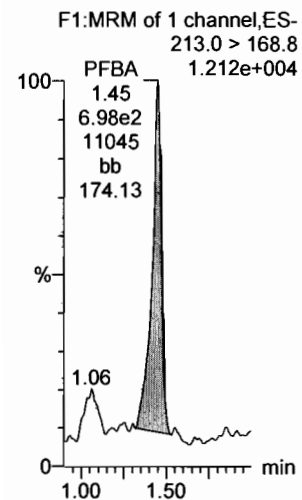
Printed: Friday, March 02, 2018 11:43:19 Pacific Standard Time

Method: F:\Projects\PFAS.PRO\MethDB\PFAS_FULL_80C_022718.mdb 28 Feb 2018 13:19:45

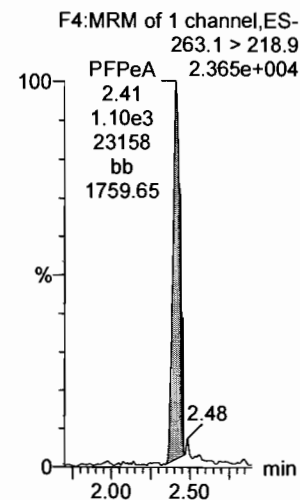
Calibration: F:\Projects\PFAS.PRO\CurveDB\C18_VAL-PFAS_Q4_02-28-18-FULL.cdb 01 Mar 2018 12:54:21

Name: 180228M1_128, Date: 01-Mar-2018, Time: 20:50:57, ID: ST180228M1-16 PFC CS0 18B2314, Description: PFC CS0 18B2314

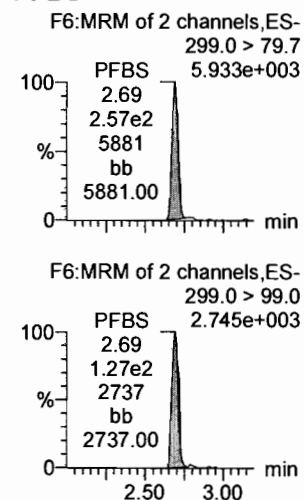
PFBA



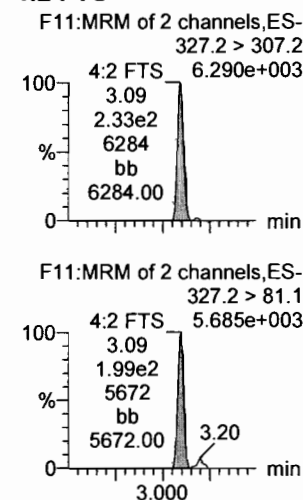
PFPeA



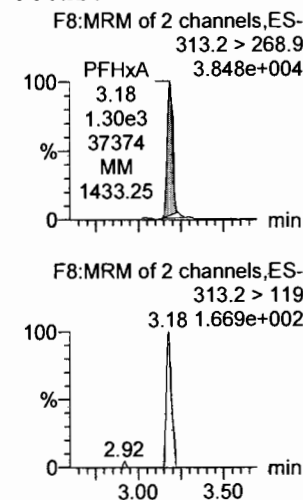
PFBS



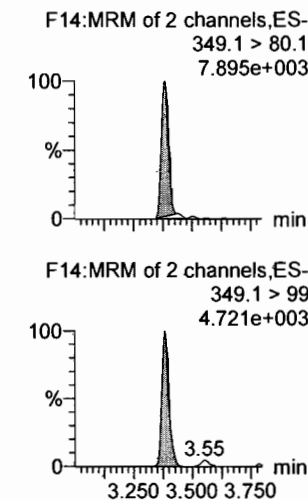
4:2 FTS



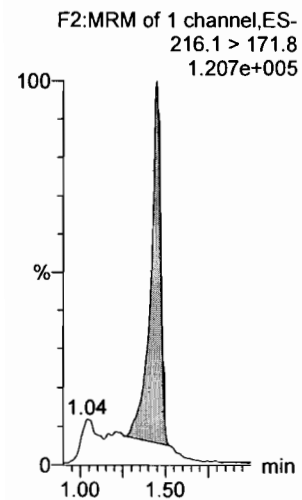
PFHxA



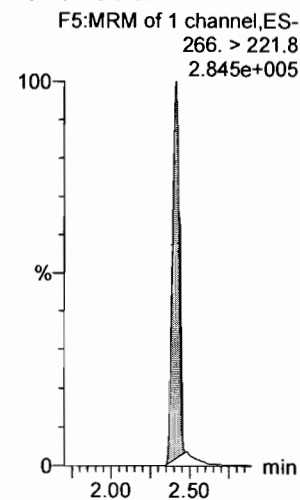
PFPeS



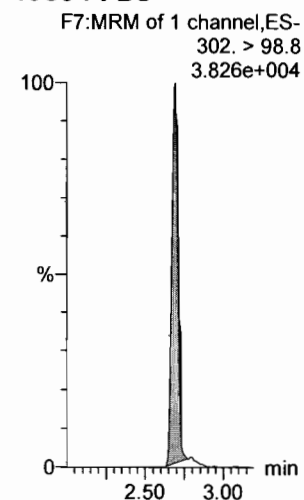
13C3-PFBA



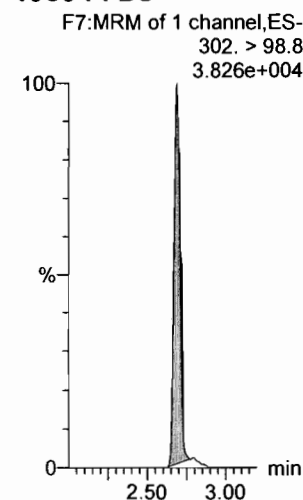
13C3-PFPeA



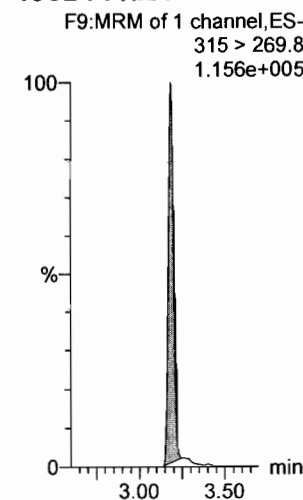
13C3-PFBS



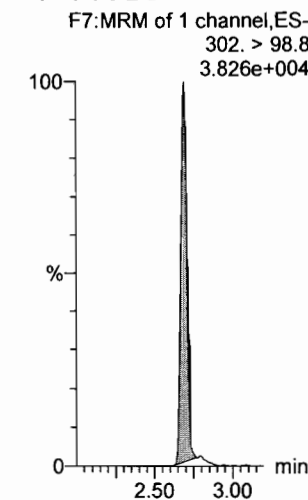
13C3-PFBS



13C2-PFHxA



13C3-PFBS



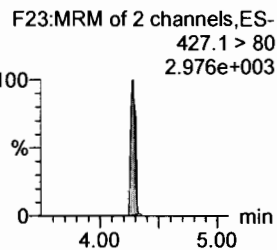
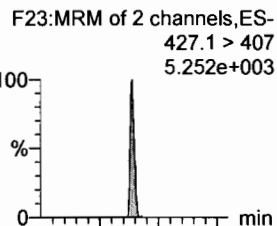
Dataset: F:\Projects\PFAS.PRO\Results\180228M1\180228M1-128.qld

Last Altered: Friday, March 02, 2018 11:43:10 Pacific Standard Time

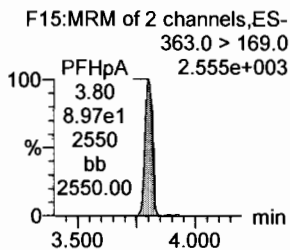
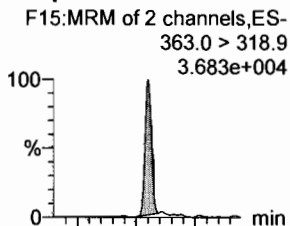
Printed: Friday, March 02, 2018 11:43:19 Pacific Standard Time

Name: 180228M1_128, Date: 01-Mar-2018, Time: 20:50:57, ID: ST180228M1-16 PFC CS0 18B2314, Description: PFC CS0 18B2314

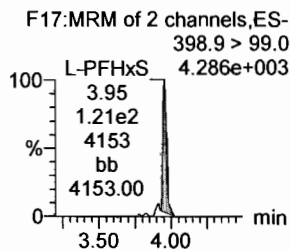

6:2 FTS



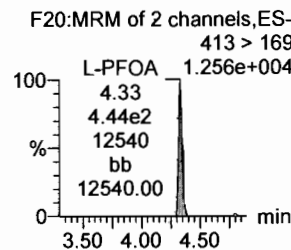
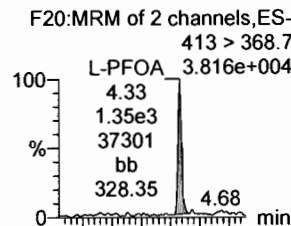
PFHpA



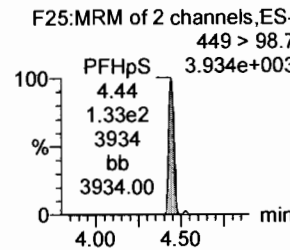
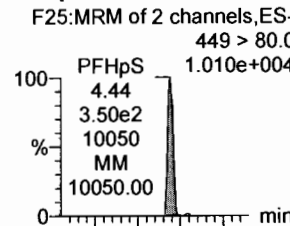
L-PFHxS



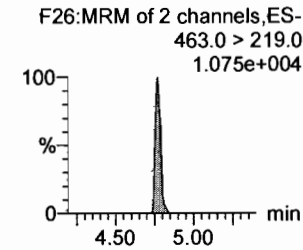
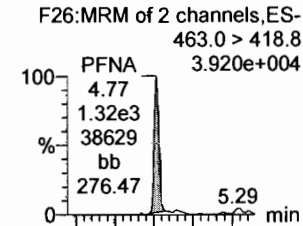
L-PFOA



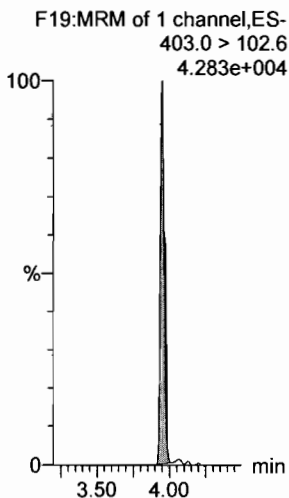
PFHpS



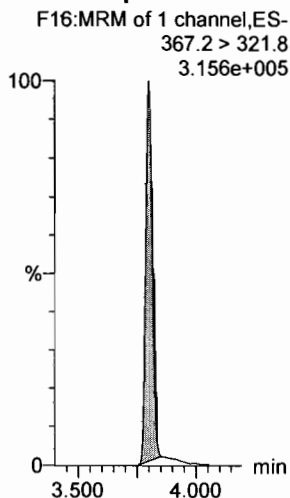
PFNA




1802-PFHxS



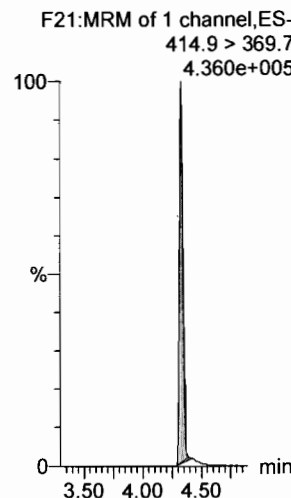
13C4-PFHpA



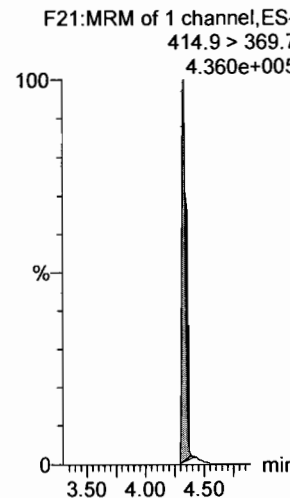
13C2-PFOA




13C2-PFOA



13C2-PFOA



13C5-PFNA



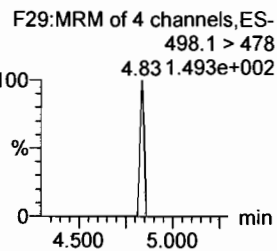
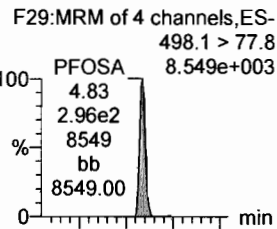
Dataset: F:\Projects\PFAS.PRO\Results\180228M1\180228M1-128.qld

Last Altered: Friday, March 02, 2018 11:43:10 Pacific Standard Time

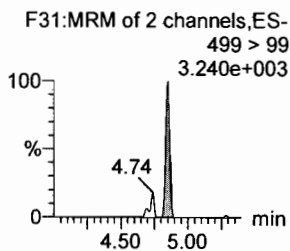
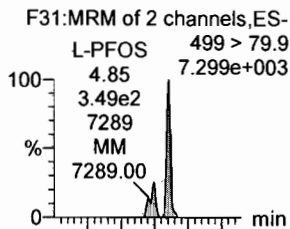
Printed: Friday, March 02, 2018 11:43:19 Pacific Standard Time

Name: 180228M1_128, Date: 01-Mar-2018, Time: 20:50:57, ID: ST180228M1-16 PFC CS0 18B2314, Description: PFC CS0 18B2314

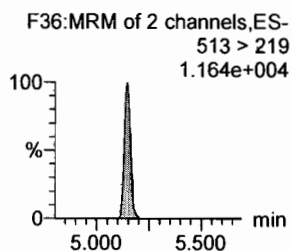
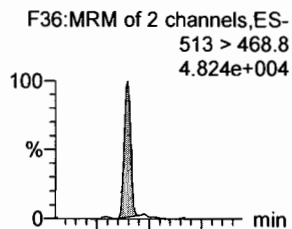
PFOSA



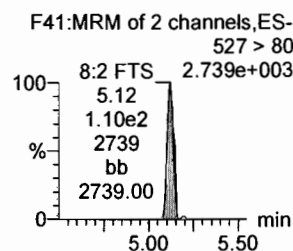
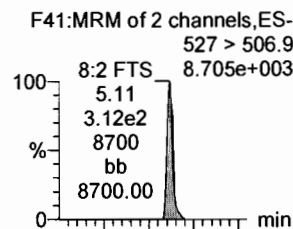
L-PFOS



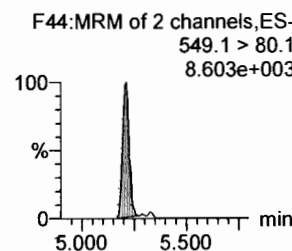
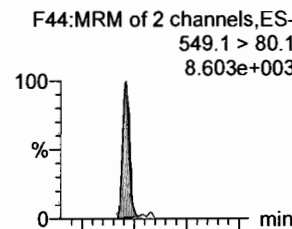
PFDA



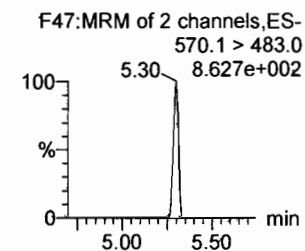
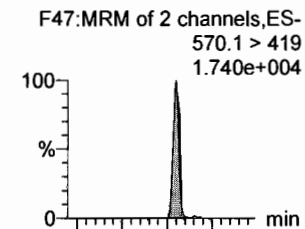
8:2 FTS



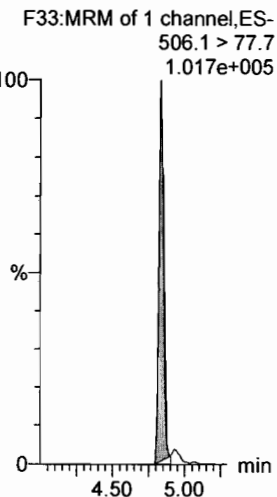
PFNS



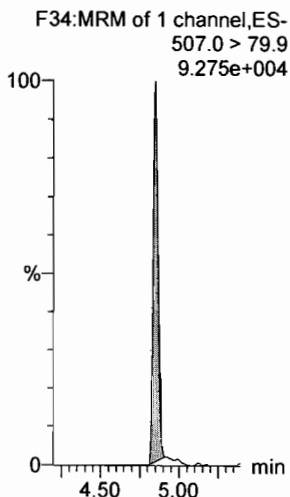
N-MeFOSAA



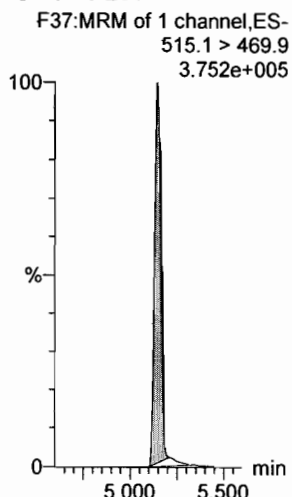
13C8-PFOSA




13C8-PFOS



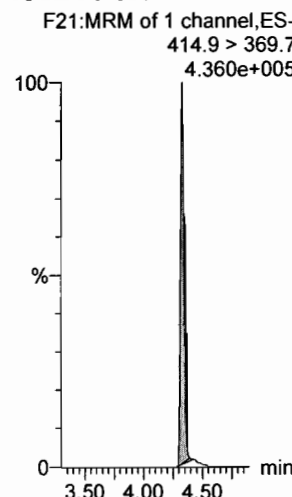
13C2-PFDA



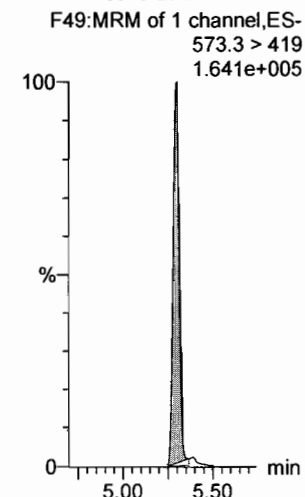
13C2-PFOA



13C2-PFOA



d3-N-MeFOSAA

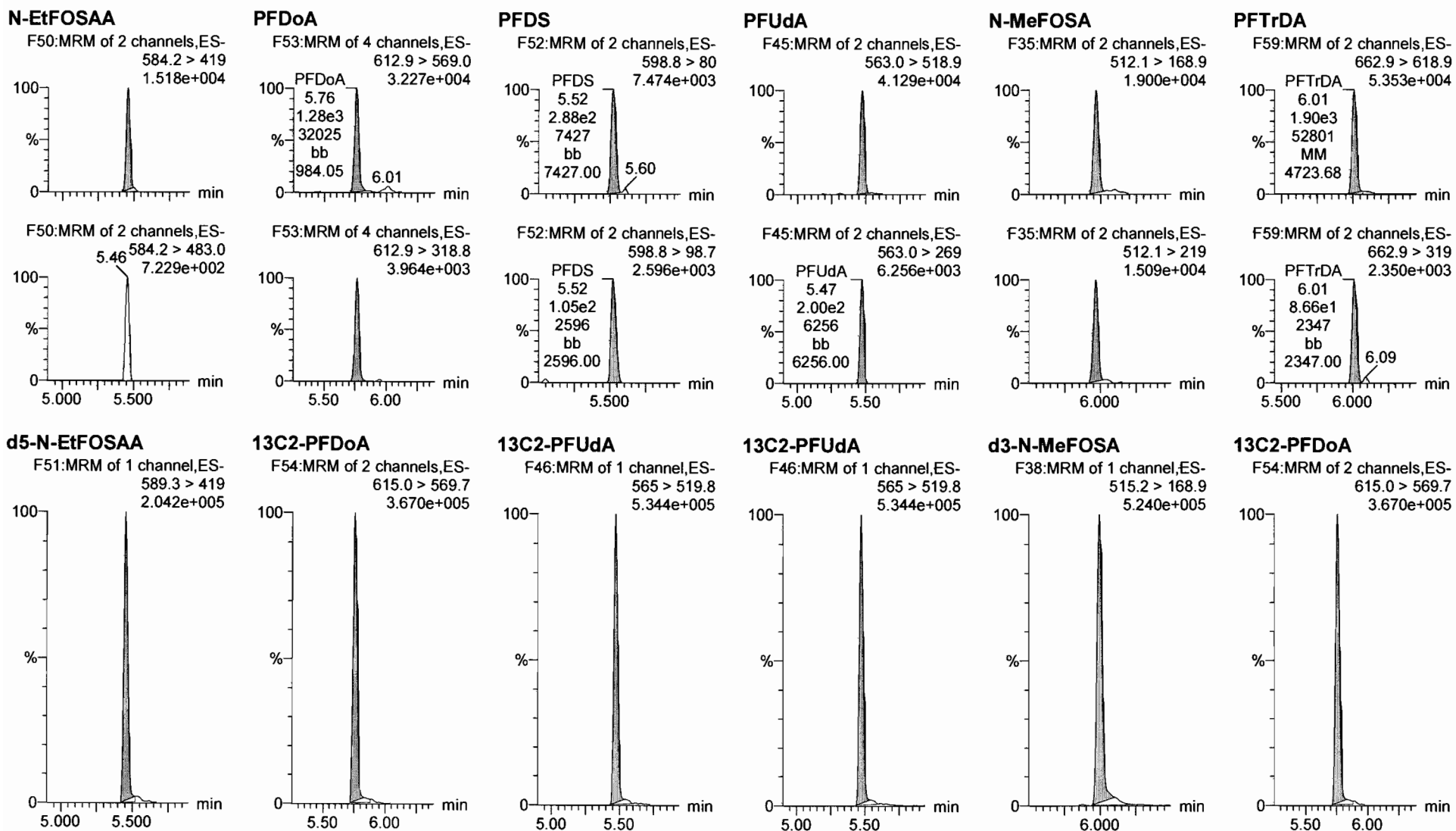


Dataset: F:\Projects\PFAS.PRO\Results\180228M1\180228M1-128.qld

Last Altered: Friday, March 02, 2018 11:43:10 Pacific Standard Time

Printed: Friday, March 02, 2018 11:43:19 Pacific Standard Time

Name: 180228M1_128, Date: 01-Mar-2018, Time: 20:50:57, ID: ST180228M1-16 PFC CS0 18B2314, Description: PFC CS0 18B2314



Dataset: F:\Projects\PFAS.PRO\Results\180228M1\180228M1-128.qld

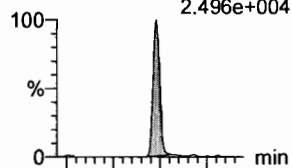
Last Altered: Friday, March 02, 2018 11:43:10 Pacific Standard Time

Printed: Friday, March 02, 2018 11:43:19 Pacific Standard Time

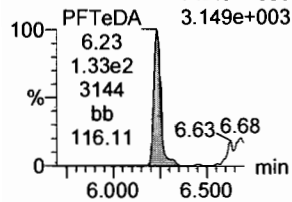
Name: 180228M1_128, Date: 01-Mar-2018, Time: 20:50:57, ID: ST180228M1-16 PFC CS0 18B2314, Description: PFC CS0 18B2314

PFTeDA

F60:MRM of 2 channels,ES-
712.9 > 668.8
2.496e+004

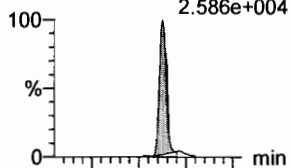


F60:MRM of 2 channels,ES-
712.9 > 369
3.149e+003

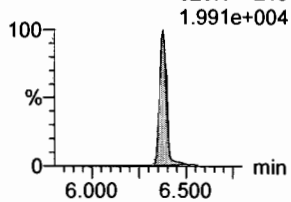


N-EtFOSA

F40:MRM of 2 channels,ES-
526.1 > 168.9
2.586e+004

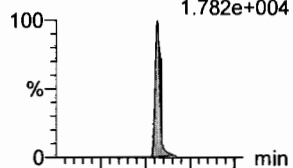


F40:MRM of 2 channels,ES-
526.1 > 219
1.991e+004

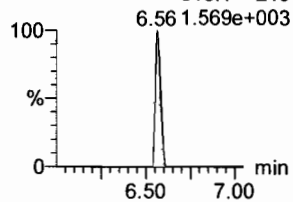


PFHxDA

F62:MRM of 2 channels,ES-
813.1 > 768.6
1.782e+004



F62:MRM of 2 channels,ES-
813.1 > 219
6.56 1.569e+003




PFODA

F64:MRM of 1 channel,ES-
913.1 > 868.8
2.759e+004



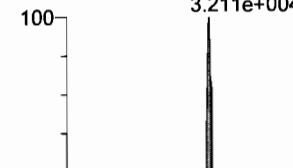
N-MeFOSE

F55:MRM of 1 channel,ES-
616.1 > 58.9
3.004e+004




N-EtFOSE

F57:MRM of 1 channel,ES-
630.1 > 58.9
3.211e+004



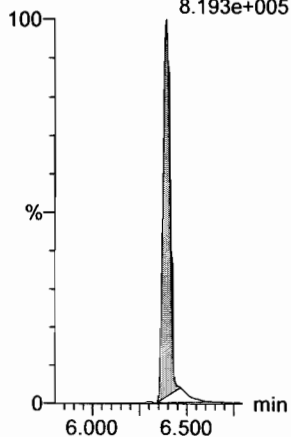
13C2-PFTeDA

F61:MRM of 2 channels,ES-
714.8 > 669.6
1.480e+005



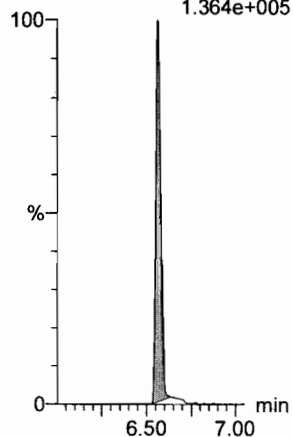
d5-N-ETFOSA

F43:MRM of 1 channel,ES-
531.1 > 168.9
8.193e+005



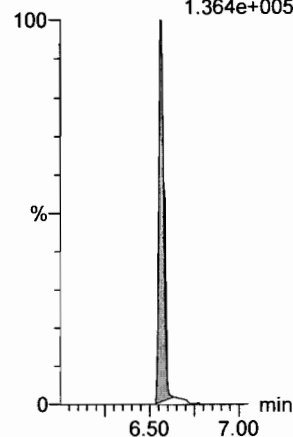
13C2-PFHxDA

F63:MRM of 1 channel,ES-
815 > 769.7
1.364e+005



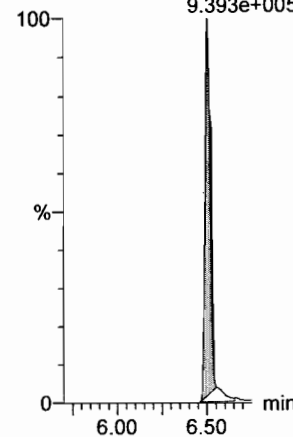
13C2-PFHxDA

F63:MRM of 1 channel,ES-
815 > 769.7
1.364e+005



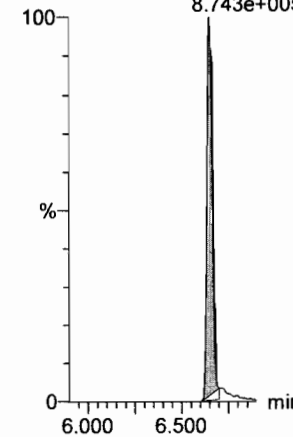
d7-N-MeFOSE

F56:MRM of 1 channel,ES-
623.1 > 58.9
9.393e+005



d9-N-EtFOSE

F58:MRM of 1 channel,ES-
639.2 > 58.8
8.743e+005



Dataset: F:\Projects\PFAS.PRO\Results\180228M1\180228M1-128.qld

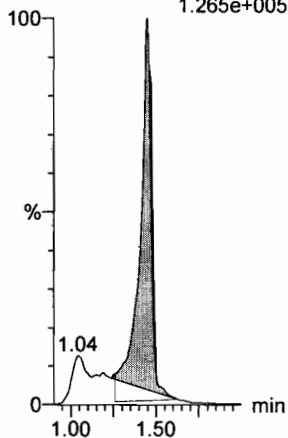
Last Altered: Friday, March 02, 2018 11:43:10 Pacific Standard Time

Printed: Friday, March 02, 2018 11:43:19 Pacific Standard Time

Name: 180228M1_128, Date: 01-Mar-2018, Time: 20:50:57, ID: ST180228M1-16 PFC CS0 18B2314, Description: PFC CS0 18B2314

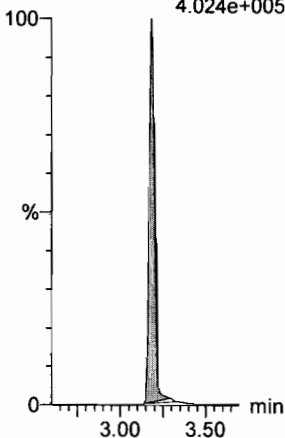
13C4-PFBA

F3:MRM of 1 channel,ES-
217. > 171.8
1.265e+005



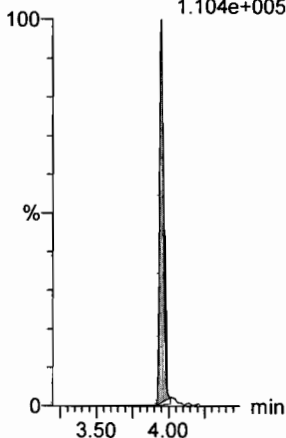
13C5-PFHxA

F10:MRM of 1 channel,ES-
318 > 272.9
4.024e+005



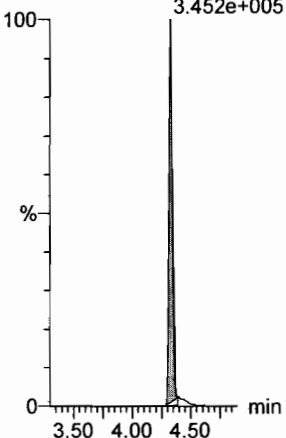
13C3-PFHxS

F18:MRM of 1 channel,ES-
401.9 > 79.9
1.104e+005



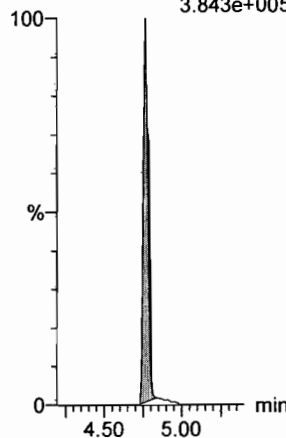
13C8-PFOA

F22:MRM of 1 channel,ES-
421.3 > 376
3.452e+005



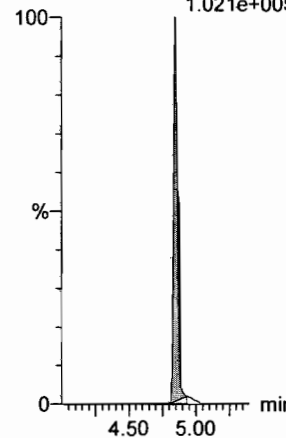
13C9-PFNA

F28:MRM of 1 channel,ES-
472.2 > 426.9
3.843e+005



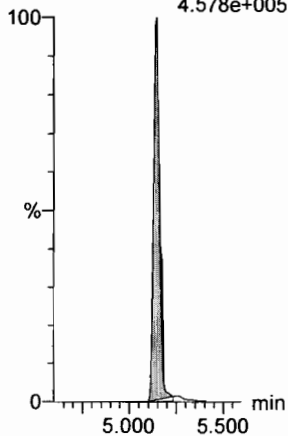
13C4-PFOS

F32:MRM of 1 channel,ES-
503 > 79.9
1.021e+005



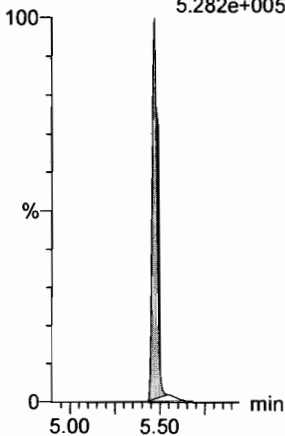
13C6-PFDA

F39:MRM of 1 channel,ES-
519.1 > 473.7
4.578e+005



13C7-PFUDa

F48:MRM of 1 channel,ES-
570.1 > 524.8
5.282e+005



Dataset: Untitled

Last Altered: Monday, March 05, 2018 12:20:57 Pacific Standard Time

Printed: Monday, March 05, 2018 12:21:13 Pacific Standard Time

Method: F:\Projects\PFAS.PRO\MethDB\PFAS_RS-2-5-18.mdb 06 Feb 2018 10:46:28
Calibration: 05 Mar 2018 12:20:56

Name: 180301M1_7, Date: 02-Mar-2018, Time: 01:49:10, ID: ST180301M1-6 PFC CS3 18B2317, Description: PFC CS3 18B2317

	# Name	ID	Area	%Rec	Area Out
1	1 13C4-PFBA	ST180301M1-6 PFC CS3 18B2317	6.94e3	100.0	NO
2	2 13C5-PFHxA	ST180301M1-6 PFC CS3 18B2317	1.19e4	100.0	NO
3	3 13C3-PFHxS	ST180301M1-6 PFC CS3 18B2317	3.18e3	100.0	NO
4	4 13C8-PFOA	ST180301M1-6 PFC CS3 18B2317	1.14e4	100.0	NO
5	5 13C9-PFNA	ST180301M1-6 PFC CS3 18B2317	1.03e4	100.0	NO
6	6 13C4-PFOS	ST180301M1-6 PFC CS3 18B2317	3.16e3	100.0	NO
7	7 13C6-PFDA	ST180301M1-6 PFC CS3 18B2317	1.35e4	100.0	NO
8	8 13C7-PFUDa	ST180301M1-6 PFC CS3 18B2317	1.36e4	100.0	NO

Name: 180301M1_8, Date: 02-Mar-2018, Time: 02:00:37, ID: ST180301M1-7 PFC CS4 18B2318, Description: PFC CS4 18B2318

	# Name	ID	Area	%Rec	Area Out
1	1 13C4-PFBA	ST180301M1-7 PFC CS4 18B2318	8.47e3	122.1	NO
2	2 13C5-PFHxA	ST180301M1-7 PFC CS4 18B2318	1.46e4	122.2	NO
3	3 13C3-PFHxS	ST180301M1-7 PFC CS4 18B2318	3.24e3	102.0	NO
4	4 13C8-PFOA	ST180301M1-7 PFC CS4 18B2318	1.21e4	106.8	NO
5	5 13C9-PFNA	ST180301M1-7 PFC CS4 18B2318	1.25e4	121.3	NO
6	6 13C4-PFOS	ST180301M1-7 PFC CS4 18B2318	3.43e3	108.6	NO
7	7 13C6-PFDA	ST180301M1-7 PFC CS4 18B2318	1.10e4	81.5	NO
8	8 13C7-PFUDa	ST180301M1-7 PFC CS4 18B2318	1.34e4	98.5	NO

Name: 180301M1_9, Date: 02-Mar-2018, Time: 02:12:06, ID: ST180301M1-8 PFC CS5 18B2319, Description: PFC CS5 18B2319

	# Name	ID	Area	%Rec	Area Out
1	1 13C4-PFBA	ST180301M1-8 PFC CS5 18B2319	8.55e3	123.3	NO
2	2 13C5-PFHxA	ST180301M1-8 PFC CS5 18B2319	1.26e4	105.2	NO
3	3 13C3-PFHxS	ST180301M1-8 PFC CS5 18B2319	2.89e3	91.0	NO
4	4 13C8-PFOA	ST180301M1-8 PFC CS5 18B2319	1.03e4	90.6	NO
5	5 13C9-PFNA	ST180301M1-8 PFC CS5 18B2319	1.13e4	109.7	NO
6	6 13C4-PFOS	ST180301M1-8 PFC CS5 18B2319	3.09e3	97.7	NO
7	7 13C6-PFDA	ST180301M1-8 PFC CS5 18B2319	1.28e4	94.9	NO
8	8 13C7-PFUDa	ST180301M1-8 PFC CS5 18B2319	1.40e4	102.3	NO

Name: 180301M1_10, Date: 02-Mar-2018, Time: 02:23:33, ID: ST180301M1-9 PFC CS6 18B2320, Description: PFC CS6 18B2320

	# Name	ID	Area	%Rec	Area Out
1	1 13C4-PFBA	ST180301M1-9 PFC CS6 18B2320	7.41e3	106.8	NO
2	2 13C5-PFHxA	ST180301M1-9 PFC CS6 18B2320	1.24e4	103.6	NO
3	3 13C3-PFHxS	ST180301M1-9 PFC CS6 18B2320	2.93e3	92.1	NO
4	4 13C8-PFOA	ST180301M1-9 PFC CS6 18B2320	1.14e4	100.5	NO
5	5 13C9-PFNA	ST180301M1-9 PFC CS6 18B2320	1.12e4	108.9	NO
6	6 13C4-PFOS	ST180301M1-9 PFC CS6 18B2320	2.92e3	92.5	NO
7	7 13C6-PFDA	ST180301M1-9 PFC CS6 18B2320	1.26e4	93.6	NO
8	8 13C7-PFUDa	ST180301M1-9 PFC CS6 18B2320	1.35e4	98.7	NO

Dataset: Untitled

Last Altered: Monday, March 05, 2018 12:20:57 Pacific Standard Time

Printed: Monday, March 05, 2018 12:21:13 Pacific Standard Time

Name: 180301M1_11, Date: 02-Mar-2018, Time: 02:35:03, ID: ST180301M1-10 PFC CS7 18B2321, Description: PFC CS7 18B2321

	# Name	ID	Area	%Rec	Area Out
1	1 13C4-PFBA	ST180301M1-10 PFC CS7 18B2321	8.38e3	120.8	NO
2	2 13C5-PFHxA	ST180301M1-10 PFC CS7 18B2321	1.09e4	91.1	NO
3	3 13C3-PFHxS	ST180301M1-10 PFC CS7 18B2321	2.39e3	75.2	NO
4	4 13C8-PFOA	ST180301M1-10 PFC CS7 18B2321	9.63e3	84.6	NO
5	5 13C9-PFNA	ST180301M1-10 PFC CS7 18B2321	1.04e4	101.5	NO
6	6 13C4-PFOS	ST180301M1-10 PFC CS7 18B2321	2.52e3	79.7	NO
7	7 13C6-PFDA	ST180301M1-10 PFC CS7 18B2321	8.91e3	66.0	NO
8	8 13C7-PFUdA	ST180301M1-10 PFC CS7 18B2321	1.27e4	93.1	NO

Name: 180301M1_12, Date: 02-Mar-2018, Time: 02:46:32, ID: IPA, Description: IPA

	# Name	ID	Area	%Rec	Area Out
1	1 13C4-PFBA	IPA			NO
2	2 13C5-PFHxA	IPA			NO
3	3 13C3-PFHxS	IPA			NO
4	4 13C8-PFOA	IPA			NO
5	5 13C9-PFNA	IPA			NO
6	6 13C4-PFOS	IPA			NO
7	7 13C6-PFDA	IPA			NO
8	8 13C7-PFUdA	IPA			NO

Name: 180301M1_13, Date: 02-Mar-2018, Time: 02:58:02, ID: ICV180301M1-1 PFC ICV 18B2311, Description: PFC ICV 18B2311

	# Name	ID	Area	%Rec	Area Out
1	1 13C4-PFBA	ICV180301M1-1 PFC ICV 18B2311	8.13e3	117.2	NO
2	2 13C5-PFHxA	ICV180301M1-1 PFC ICV 18B2311	1.33e4	111.8	NO
3	3 13C3-PFHxS	ICV180301M1-1 PFC ICV 18B2311	3.21e3	101.0	NO
4	4 13C8-PFOA	ICV180301M1-1 PFC ICV 18B2311	1.12e4	98.8	NO
5	5 13C9-PFNA	ICV180301M1-1 PFC ICV 18B2311	1.17e4	114.0	NO
6	6 13C4-PFOS	ICV180301M1-1 PFC ICV 18B2311	2.99e3	94.5	NO
7	7 13C6-PFDA	ICV180301M1-1 PFC ICV 18B2311	1.38e4	102.3	NO
8	8 13C7-PFUdA	ICV180301M1-1 PFC ICV 18B2311	1.46e4	106.9	NO

Name: 180301M1_14, Date: 02-Mar-2018, Time: 03:09:32, ID: IPA, Description: IPA

	# Name	ID	Area	%Rec	Area Out
1	1 13C4-PFBA	IPA			NO
2	2 13C5-PFHxA	IPA			NO
3	3 13C3-PFHxS	IPA			NO
4	4 13C8-PFOA	IPA			NO
5	5 13C9-PFNA	IPA			NO
6	6 13C4-PFOS	IPA			NO
7	7 13C6-PFDA	IPA			NO
8	8 13C7-PFUdA	IPA			NO

Dataset: Untitled

Last Altered: Monday, March 05, 2018 12:20:57 Pacific Standard Time

Printed: Monday, March 05, 2018 12:21:13 Pacific Standard Time

Name: 180301M1_15, Date: 02-Mar-2018, Time: 03:21:00, ID: 1800342-20 WI-AF-MW-200-0218 0.11976, Description: WI-AF-MW-200-0218

	# Name	ID	Area	%Rec	Area Out
1	1 13C4-PFBA	1800342-20 WI-AF-MW-200-0218 0.11...	9.97e3	143.8	NO
2	2 13C5-PFHxA	1800342-20 WI-AF-MW-200-0218 0.11...	1.10e4	91.9	NO
3	3 13C3-PFHxS	1800342-20 WI-AF-MW-200-0218 0.11...	2.73e3	85.7	NO
4	4 13C8-PFOA	1800342-20 WI-AF-MW-200-0218 0.11...	1.09e4	95.6	NO
5	5 13C9-PFNA	1800342-20 WI-AF-MW-200-0218 0.11...	1.25e4	121.7	NO
6	6 13C4-PFOS	1800342-20 WI-AF-MW-200-0218 0.11...	3.54e3	112.1	NO
7	7 13C6-PFDA	1800342-20 WI-AF-MW-200-0218 0.11...	1.40e4	103.7	NO
8	8 13C7-PFUdA	1800342-20 WI-AF-MW-200-0218 0.11...	1.28e4	93.5	NO

Name: 180301M1_16, Date: 02-Mar-2018, Time: 03:32:29, ID: 1800327-07 OF-FB44-0218 0.12118, Description: OF-FB44-0218

	# Name	ID	Area	%Rec	Area Out
1	1 13C4-PFBA	1800327-07 OF-FB44-0218 0.12118	8.61e3	124.2	NO
2	2 13C5-PFHxA	1800327-07 OF-FB44-0218 0.12118	9.28e3	77.7	NO
3	3 13C3-PFHxS	1800327-07 OF-FB44-0218 0.12118	2.46e3	77.4	NO
4	4 13C8-PFOA	1800327-07 OF-FB44-0218 0.12118	8.54e3	75.0	NO
5	5 13C9-PFNA	1800327-07 OF-FB44-0218 0.12118	9.91e3	96.5	NO
6	6 13C4-PFOS	1800327-07 OF-FB44-0218 0.12118	2.24e3	70.9	NO
7	7 13C6-PFDA	1800327-07 OF-FB44-0218 0.12118	9.57e3	70.9	NO
8	8 13C7-PFUdA	1800327-07 OF-FB44-0218 0.12118	1.05e4	77.0	NO

Name: 180301M1_17, Date: 02-Mar-2018, Time: 03:43:58, ID: 1800327-08 OF-RW59-0218 0.1103, Description: OF-RW59-0218

	# Name	ID	Area	%Rec	Area Out
1	1 13C4-PFBA	1800327-08 OF-RW59-0218 0.1103	8.02e3	115.6	NO
2	2 13C5-PFHxA	1800327-08 OF-RW59-0218 0.1103	9.43e3	79.0	NO
3	3 13C3-PFHxS	1800327-08 OF-RW59-0218 0.1103	2.07e3	65.2	NO
4	4 13C8-PFOA	1800327-08 OF-RW59-0218 0.1103	7.88e3	69.3	NO
5	5 13C9-PFNA	1800327-08 OF-RW59-0218 0.1103	7.19e3	70.0	NO
6	6 13C4-PFOS	1800327-08 OF-RW59-0218 0.1103	2.12e3	67.2	NO
7	7 13C6-PFDA	1800327-08 OF-RW59-0218 0.1103	8.06e3	59.7	NO
8	8 13C7-PFUdA	1800327-08 OF-RW59-0218 0.1103	1.10e4	80.4	NO

Name: 180301M1_18, Date: 02-Mar-2018, Time: 03:55:25, ID: 1800327-09 OF-FB59-0218 0.11633, Description: OF-FB59-0218

	# Name	ID	Area	%Rec	Area Out
1	1 13C4-PFBA	1800327-09 OF-FB59-0218 0.11633	8.43e3	121.6	NO
2	2 13C5-PFHxA	1800327-09 OF-FB59-0218 0.11633	9.43e3	79.0	NO
3	3 13C3-PFHxS	1800327-09 OF-FB59-0218 0.11633	2.27e3	71.4	NO
4	4 13C8-PFOA	1800327-09 OF-FB59-0218 0.11633	7.56e3	66.5	NO
5	5 13C9-PFNA	1800327-09 OF-FB59-0218 0.11633	9.46e3	92.1	NO
6	6 13C4-PFOS	1800327-09 OF-FB59-0218 0.11633	2.40e3	76.0	NO
7	7 13C6-PFDA	1800327-09 OF-FB59-0218 0.11633	8.62e3	63.8	NO
8	8 13C7-PFUdA	1800327-09 OF-FB59-0218 0.11633	1.04e4	76.0	NO

Dataset: Untitled

Last Altered: Monday, March 05, 2018 12:20:57 Pacific Standard Time

Printed: Monday, March 05, 2018 12:21:13 Pacific Standard Time

Name: 180301M1_19, Date: 02-Mar-2018, Time: 04:06:52, ID: 1800327-10 OF-RW03-0218 0.11147, Description: OF-RW03-0218

	# Name	ID	Area	%Rec	Area Out
1	1 13C4-PFBA	1800327-10 OF-RW03-0218 0.11147	8.13e3	117.2	NO
2	2 13C5-PFHxA	1800327-10 OF-RW03-0218 0.11147	9.78e3	82.0	NO
3	3 13C3-PFHxS	1800327-10 OF-RW03-0218 0.11147	2.19e3	68.7	NO
4	4 13C8-PFOA	1800327-10 OF-RW03-0218 0.11147	7.69e3	67.6	NO
5	5 13C9-PFNA	1800327-10 OF-RW03-0218 0.11147	8.30e3	80.7	NO
6	6 13C4-PFOS	1800327-10 OF-RW03-0218 0.11147	2.36e3	74.6	NO
7	7 13C6-PFDA	1800327-10 OF-RW03-0218 0.11147	8.82e3	65.4	NO
8	8 13C7-PFUDa	1800327-10 OF-RW03-0218 0.11147	1.07e4	78.7	NO

Name: 180301M1_20, Date: 02-Mar-2018, Time: 04:18:19, ID: 1800327-11 OF-FB03-0218 0.11762, Description: OF-FB03-0218

	# Name	ID	Area	%Rec	Area Out
1	1 13C4-PFBA	1800327-11 OF-FB03-0218 0.11762	7.87e3	113.5	NO
2	2 13C5-PFHxA	1800327-11 OF-FB03-0218 0.11762	8.93e3	74.8	NO
3	3 13C3-PFHxS	1800327-11 OF-FB03-0218 0.11762	2.24e3	70.4	NO
4	4 13C8-PFOA	1800327-11 OF-FB03-0218 0.11762	6.96e3	61.2	NO
5	5 13C9-PFNA	1800327-11 OF-FB03-0218 0.11762	7.84e3	76.2	NO
6	6 13C4-PFOS	1800327-11 OF-FB03-0218 0.11762	2.60e3	82.3	NO
7	7 13C6-PFDA	1800327-11 OF-FB03-0218 0.11762	8.26e3	61.2	NO
8	8 13C7-PFUDa	1800327-11 OF-FB03-0218 0.11762	1.15e4	84.6	NO

Name: 180301M1_21, Date: 02-Mar-2018, Time: 04:29:45, ID: 1800327-12 OF-RW37-0218 0.11621, Description: OF-RW37-0218

	# Name	ID	Area	%Rec	Area Out
1	1 13C4-PFBA	1800327-12 OF-RW37-0218 0.11621	7.77e3	112.0	NO
2	2 13C5-PFHxA	1800327-12 OF-RW37-0218 0.11621	8.11e3	68.0	NO
3	3 13C3-PFHxS	1800327-12 OF-RW37-0218 0.11621	2.45e3	77.0	NO
4	4 13C8-PFOA	1800327-12 OF-RW37-0218 0.11621	8.07e3	70.9	NO
5	5 13C9-PFNA	1800327-12 OF-RW37-0218 0.11621	6.88e3	66.9	NO
6	6 13C4-PFOS	1800327-12 OF-RW37-0218 0.11621	2.33e3	73.7	NO
7	7 13C6-PFDA	1800327-12 OF-RW37-0218 0.11621	8.31e3	61.6	NO
8	8 13C7-PFUDa	1800327-12 OF-RW37-0218 0.11621	9.57e3	70.1	NO

Name: 180301M1_22, Date: 02-Mar-2018, Time: 04:41:15, ID: 1800327-13 OF-FB37-0218 0.1165, Description: OF-FB37-0218

	# Name	ID	Area	%Rec	Area Out
1	1 13C4-PFBA	1800327-13 OF-FB37-0218 0.1165	9.35e3	134.8	NO
2	2 13C5-PFHxA	1800327-13 OF-FB37-0218 0.1165	9.96e3	83.4	NO
3	3 13C3-PFHxS	1800327-13 OF-FB37-0218 0.1165	2.71e3	85.3	NO
4	4 13C8-PFOA	1800327-13 OF-FB37-0218 0.1165	8.13e3	71.5	NO
5	5 13C9-PFNA	1800327-13 OF-FB37-0218 0.1165	9.91e3	96.4	NO
6	6 13C4-PFOS	1800327-13 OF-FB37-0218 0.1165	2.35e3	74.3	NO
7	7 13C6-PFDA	1800327-13 OF-FB37-0218 0.1165	9.57e3	70.9	NO
8	8 13C7-PFUDa	1800327-13 OF-FB37-0218 0.1165	1.08e4	79.5	NO

Dataset: Untitled

Last Altered: Monday, March 05, 2018 12:20:57 Pacific Standard Time

Printed: Monday, March 05, 2018 12:21:13 Pacific Standard Time

Name: 180301M1_23, Date: 02-Mar-2018, Time: 04:52:36, ID: B8B0131-BS1 OPR 0.125, Description: OPR

#	Name	ID	Area	%Rec	Area Out
1	1 13C4-PFBA	B8B0131-BS1 OPR 0.125	8.05e3	116.1	NO
2	2 13C5-PFHxA	B8B0131-BS1 OPR 0.125	8.94e3	74.9	NO
3	3 13C3-PFHxS	B8B0131-BS1 OPR 0.125	2.54e3	80.0	NO
4	4 13C8-PFOA	B8B0131-BS1 OPR 0.125	7.86e3	69.1	NO
5	5 13C9-PFNA	B8B0131-BS1 OPR 0.125	9.07e3	88.2	NO
6	6 13C4-PFOS	B8B0131-BS1 OPR 0.125	2.50e3	79.2	NO
7	7 13C6-PFDA	B8B0131-BS1 OPR 0.125	9.82e3	72.8	NO
8	8 13C7-PFUDa	B8B0131-BS1 OPR 0.125	1.31e4	95.7	NO

Name: 180301M1_24, Date: 02-Mar-2018, Time: 05:04:03, ID: B8B0131-BLK1 Method Blank 0.125, Description: Method Blank

#	Name	ID	Area	%Rec	Area Out
1	1 13C4-PFBA	B8B0131-BLK1 Method Blank 0.125	6.95e3	100.2	NO
2	2 13C5-PFHxA	B8B0131-BLK1 Method Blank 0.125	8.78e3	73.6	NO
3	3 13C3-PFHxS	B8B0131-BLK1 Method Blank 0.125	2.38e3	74.9	NO
4	4 13C8-PFOA	B8B0131-BLK1 Method Blank 0.125	8.38e3	73.6	NO
5	5 13C9-PFNA	B8B0131-BLK1 Method Blank 0.125	9.66e3	94.0	NO
6	6 13C4-PFOS	B8B0131-BLK1 Method Blank 0.125	2.34e3	73.9	NO
7	7 13C6-PFDA	B8B0131-BLK1 Method Blank 0.125	1.01e4	75.2	NO
8	8 13C7-PFUDa	B8B0131-BLK1 Method Blank 0.125	1.09e4	79.5	NO

Name: 180301M1_25, Date: 02-Mar-2018, Time: 05:15:33, ID: B8B0131-MS1 Matrix Spike 0.12126, Description: Matrix Spike

#	Name	ID	Area	%Rec	Area Out
1	1 13C4-PFBA	B8B0131-MS1 Matrix Spike 0.12126	4.34e3	62.6	NO
2	2 13C5-PFHxA	B8B0131-MS1 Matrix Spike 0.12126	4.65e3	38.9	YES
3	3 13C3-PFHxS	B8B0131-MS1 Matrix Spike 0.12126	2.45e3	77.1	NO
4	4 13C8-PFOA	B8B0131-MS1 Matrix Spike 0.12126	4.90e3	43.0	YES
5	5 13C9-PFNA	B8B0131-MS1 Matrix Spike 0.12126	5.73e3	55.8	NO
6	6 13C4-PFOS	B8B0131-MS1 Matrix Spike 0.12126	2.31e3	73.1	NO
7	7 13C6-PFDA	B8B0131-MS1 Matrix Spike 0.12126	7.46e3	55.2	NO
8	8 13C7-PFUDa	B8B0131-MS1 Matrix Spike 0.12126	8.49e3	62.2	NO

Name: 180301M1_26, Date: 02-Mar-2018, Time: 05:27:03, ID: B8B0131-MSD1 Matrix Spike Dup 0.11914, Description: Matrix Spike Dup

#	Name	ID	Area	%Rec	Area Out
1	1 13C4-PFBA	B8B0131-MSD1 Matrix Spike Dup 0.119...	5.44e3	78.4	NO
2	2 13C5-PFHxA	B8B0131-MSD1 Matrix Spike Dup 0.119...	6.28e3	52.6	NO
3	3 13C3-PFHxS	B8B0131-MSD1 Matrix Spike Dup 0.119...	2.24e3	70.5	NO
4	4 13C8-PFOA	B8B0131-MSD1 Matrix Spike Dup 0.119...	5.15e3	45.2	YES
5	5 13C9-PFNA	B8B0131-MSD1 Matrix Spike Dup 0.119...	6.93e3	67.4	NO
6	6 13C4-PFOS	B8B0131-MSD1 Matrix Spike Dup 0.119...	2.52e3	79.7	NO
7	7 13C6-PFDA	B8B0131-MSD1 Matrix Spike Dup 0.119...	8.23e3	61.0	NO
8	8 13C7-PFUDa	B8B0131-MSD1 Matrix Spike Dup 0.119...	1.01e4	74.1	NO

Dataset: Untitled

Last Altered: Monday, March 05, 2018 12:20:57 Pacific Standard Time
Printed: Monday, March 05, 2018 12:21:13 Pacific Standard Time

Name: 180301M1_27, Date: 02-Mar-2018, Time: 05:38:31, ID: 1800329-01 OF-RW59-INF01-0218 0.11462,
Description: OF-RW59-INF01-0218

	# Name	ID	Area	%Rec	Area Out
1	1 13C4-PFBA	1800329-01 OF-RW59-INF01-0218 0.1...	7.96e3	114.7	NO
2	2 13C5-PFHxA	1800329-01 OF-RW59-INF01-0218 0.1...	8.86e3	74.2	NO
3	3 13C3-PFHxS	1800329-01 OF-RW59-INF01-0218 0.1...	2.45e3	77.2	NO
4	4 13C8-PFOA	1800329-01 OF-RW59-INF01-0218 0.1...	8.24e3	72.4	NO
5	5 13C9-PFNA	1800329-01 OF-RW59-INF01-0218 0.1...	8.84e3	86.0	NO
6	6 13C4-PFOS	1800329-01 OF-RW59-INF01-0218 0.1...	2.30e3	72.9	NO
7	7 13C6-PFDA	1800329-01 OF-RW59-INF01-0218 0.1...	1.11e4	82.4	NO
8	8 13C7-PFUDa	1800329-01 OF-RW59-INF01-0218 0.1...	1.10e4	80.6	NO

Name: 180301M1_28, Date: 02-Mar-2018, Time: 05:50:02, ID: 1800329-02 OF-RW59-INF01P-0218 0.11789,
Description: OF-RW59-INF01P-0218

	# Name	ID	Area	%Rec	Area Out
1	1 13C4-PFBA	1800329-02 OF-RW59-INF01P-0218 0....	8.31e3	119.8	NO
2	2 13C5-PFHxA	1800329-02 OF-RW59-INF01P-0218 0....	1.00e4	83.7	NO
3	3 13C3-PFHxS	1800329-02 OF-RW59-INF01P-0218 0....	2.77e3	87.1	NO
4	4 13C8-PFOA	1800329-02 OF-RW59-INF01P-0218 0....	8.88e3	78.0	NO
5	5 13C9-PFNA	1800329-02 OF-RW59-INF01P-0218 0....	9.44e3	91.9	NO
6	6 13C4-PFOS	1800329-02 OF-RW59-INF01P-0218 0....	3.10e3	98.2	NO
7	7 13C6-PFDA	1800329-02 OF-RW59-INF01P-0218 0....	1.14e4	84.2	NO
8	8 13C7-PFUDa	1800329-02 OF-RW59-INF01P-0218 0....	1.12e4	82.4	NO

Name: 180301M1_29, Date: 02-Mar-2018, Time: 06:01:31, ID: 1800329-03 OF-RW59-MID01-0218 0.11984,
Description: OF-RW59-MID01-0218

	# Name	ID	Area	%Rec	Area Out
1	1 13C4-PFBA	1800329-03 OF-RW59-MID01-0218 0.1...	6.90e3	99.5	NO
2	2 13C5-PFHxA	1800329-03 OF-RW59-MID01-0218 0.1...	8.72e3	73.1	NO
3	3 13C3-PFHxS	1800329-03 OF-RW59-MID01-0218 0.1...	2.15e3	67.7	NO
4	4 13C8-PFOA	1800329-03 OF-RW59-MID01-0218 0.1...	7.91e3	69.5	NO
5	5 13C9-PFNA	1800329-03 OF-RW59-MID01-0218 0.1...	7.82e3	76.1	NO
6	6 13C4-PFOS	1800329-03 OF-RW59-MID01-0218 0.1...	2.30e3	72.9	NO
7	7 13C6-PFDA	1800329-03 OF-RW59-MID01-0218 0.1...	8.00e3	59.3	NO
8	8 13C7-PFUDa	1800329-03 OF-RW59-MID01-0218 0.1...	1.16e4	85.2	NO

Name: 180301M1_30, Date: 02-Mar-2018, Time: 06:13:01, ID: 1800329-04 OF-RW59-EFF01-0218 0.1216,
Description: OF-RW59-EFF01-0218

	# Name	ID	Area	%Rec	Area Out
1	1 13C4-PFBA	1800329-04 OF-RW59-EFF01-0218 0.1...	8.19e3	118.1	NO
2	2 13C5-PFHxA	1800329-04 OF-RW59-EFF01-0218 0.1...	9.39e3	78.7	NO
3	3 13C3-PFHxS	1800329-04 OF-RW59-EFF01-0218 0.1...	2.36e3	74.3	NO
4	4 13C8-PFOA	1800329-04 OF-RW59-EFF01-0218 0.1...	7.81e3	68.6	NO
5	5 13C9-PFNA	1800329-04 OF-RW59-EFF01-0218 0.1...	9.95e3	96.8	NO
6	6 13C4-PFOS	1800329-04 OF-RW59-EFF01-0218 0.1...	2.18e3	68.9	NO
7	7 13C6-PFDA	1800329-04 OF-RW59-EFF01-0218 0.1...	9.44e3	69.9	NO
8	8 13C7-PFUDa	1800329-04 OF-RW59-EFF01-0218 0.1...	1.18e4	86.4	NO

Dataset: Untitled

Last Altered: Monday, March 05, 2018 12:20:57 Pacific Standard Time

Printed: Monday, March 05, 2018 12:21:13 Pacific Standard Time

Name: 180301M1_31, Date: 02-Mar-2018, Time: 06:24:29, ID: 1800329-05 OF-RW59-FB01-0218 0.11314, Description: OF-RW59-FB01-0218

	# Name	ID	Area	%Rec	Area Out
1	1 13C4-PFBA	1800329-05 OF-RW59-FB01-0218 0.11...	6.75e3	97.4	NO
2	2 13C5-PFHxA	1800329-05 OF-RW59-FB01-0218 0.11...	8.01e3	67.1	NO
3	3 13C3-PFHxS	1800329-05 OF-RW59-FB01-0218 0.11...	2.30e3	72.3	NO
4	4 13C8-PFOA	1800329-05 OF-RW59-FB01-0218 0.11...	7.35e3	64.6	NO
5	5 13C9-PFNA	1800329-05 OF-RW59-FB01-0218 0.11...	8.06e3	78.4	NO
6	6 13C4-PFOS	1800329-05 OF-RW59-FB01-0218 0.11...	2.53e3	80.1	NO
7	7 13C6-PFDA	1800329-05 OF-RW59-FB01-0218 0.11...	8.25e3	61.1	NO
8	8 13C7-PFUDa	1800329-05 OF-RW59-FB01-0218 0.11...	9.95e3	72.9	NO

Name: 180301M1_32, Date: 02-Mar-2018, Time: 06:35:56, ID: 1800329-06 OF-RW08-INF01-0218 0.12179, Description: OF-RW08-INF01-0218

	# Name	ID	Area	%Rec	Area Out
1	1 13C4-PFBA	1800329-06 OF-RW08-INF01-0218 0.1...	7.86e3	113.3	NO
2	2 13C5-PFHxA	1800329-06 OF-RW08-INF01-0218 0.1...	8.93e3	74.8	NO
3	3 13C3-PFHxS	1800329-06 OF-RW08-INF01-0218 0.1...	2.36e3	74.3	NO
4	4 13C8-PFOA	1800329-06 OF-RW08-INF01-0218 0.1...	7.96e3	70.0	NO
5	5 13C9-PFNA	1800329-06 OF-RW08-INF01-0218 0.1...	9.43e3	91.7	NO
6	6 13C4-PFOS	1800329-06 OF-RW08-INF01-0218 0.1...	2.40e3	76.1	NO
7	7 13C6-PFDA	1800329-06 OF-RW08-INF01-0218 0.1...	9.57e3	70.9	NO
8	8 13C7-PFUDa	1800329-06 OF-RW08-INF01-0218 0.1...	1.20e4	87.8	NO

Name: 180301M1_33, Date: 02-Mar-2018, Time: 06:47:18, ID: 1800329-07 OF-RW08-MID01-0218 0.10892, Description: OF-RW08-MID01-0218

	# Name	ID	Area	%Rec	Area Out
1	1 13C4-PFBA	1800329-07 OF-RW08-MID01-0218 0.1...	4.89e3	70.5	NO
2	2 13C5-PFHxA	1800329-07 OF-RW08-MID01-0218 0.1...	5.43e3	45.4	YES
3	3 13C3-PFHxS	1800329-07 OF-RW08-MID01-0218 0.1...	2.28e3	71.7	NO
4	4 13C8-PFOA	1800329-07 OF-RW08-MID01-0218 0.1...	4.75e3	41.7	YES
5	5 13C9-PFNA	1800329-07 OF-RW08-MID01-0218 0.1...	6.54e3	63.7	NO
6	6 13C4-PFOS	1800329-07 OF-RW08-MID01-0218 0.1...	2.63e3	83.1	NO
7	7 13C6-PFDA	1800329-07 OF-RW08-MID01-0218 0.1...	6.81e3	50.5	NO
8	8 13C7-PFUDa	1800329-07 OF-RW08-MID01-0218 0.1...	8.34e3	61.1	NO

Name: 180301M1_34, Date: 02-Mar-2018, Time: 06:58:45, ID: IPA, Description: IPA

	# Name	ID	Area	%Rec	Area Out
1	1 13C4-PFBA	IPA			NO
2	2 13C5-PFHxA	IPA			NO
3	3 13C3-PFHxS	IPA			NO
4	4 13C8-PFOA	IPA			NO
5	5 13C9-PFNA	IPA			NO
6	6 13C4-PFOS	IPA			NO
7	7 13C6-PFDA	IPA			NO
8	8 13C7-PFUDa	IPA			NO

Dataset: Untitled

Last Altered: Monday, March 05, 2018 12:20:57 Pacific Standard Time

Printed: Monday, March 05, 2018 12:21:13 Pacific Standard Time

Name: 180301M1_35, Date: 02-Mar-2018, Time: 07:10:14, ID: ST180301M1-11 PFC CS3 18B2317, Description: PFC CS3 18B2317

	# Name	ID	Area	%Rec	Area Out
1	1 13C4-PFBA	ST180301M1-11 PFC CS3 18B2317	7.31e3	105.4	NO
2	2 13C5-PFHxA	ST180301M1-11 PFC CS3 18B2317	1.51e4	126.3	NO
3	3 13C3-PFHxS	ST180301M1-11 PFC CS3 18B2317	3.09e3	97.2	NO
4	4 13C8-PFOA	ST180301M1-11 PFC CS3 18B2317	1.06e4	93.2	NO
5	5 13C9-PFNA	ST180301M1-11 PFC CS3 18B2317	1.14e4	111.4	NO
6	6 13C4-PFOS	ST180301M1-11 PFC CS3 18B2317	3.29e3	104.1	NO
7	7 13C6-PFDA	ST180301M1-11 PFC CS3 18B2317	1.48e4	109.8	NO
8	8 13C7-PFUDa	ST180301M1-11 PFC CS3 18B2317	1.59e4	116.5	NO

Name: 180301M1_36, Date: 02-Mar-2018, Time: 07:21:44, ID: IPA, Description: IPA

	# Name	ID	Area	%Rec	Area Out
1	1 13C4-PFBA	IPA			NO
2	2 13C5-PFHxA	IPA			NO
3	3 13C3-PFHxS	IPA			NO
4	4 13C8-PFOA	IPA			NO
5	5 13C9-PFNA	IPA			NO
6	6 13C4-PFOS	IPA			NO
7	7 13C6-PFDA	IPA			NO
8	8 13C7-PFUDa	IPA			NO

Name: 180301M1_37, Date: 02-Mar-2018, Time: 07:33:13, ID: 1800329-08 OF-RW08-EFF01-0218 0.12262, Description: OF-RW08-EFF01-0218

	# Name	ID	Area	%Rec	Area Out
1	1 13C4-PFBA	1800329-08 OF-RW08-EFF01-0218 0.1...	5.11e3	73.7	NO
2	2 13C5-PFHxA	1800329-08 OF-RW08-EFF01-0218 0.1...	6.30e3	52.8	NO
3	3 13C3-PFHxS	1800329-08 OF-RW08-EFF01-0218 0.1...	2.25e3	70.8	NO
4	4 13C8-PFOA	1800329-08 OF-RW08-EFF01-0218 0.1...	5.18e3	45.6	YES
5	5 13C9-PFNA	1800329-08 OF-RW08-EFF01-0218 0.1...	6.89e3	67.0	NO
6	6 13C4-PFOS	1800329-08 OF-RW08-EFF01-0218 0.1...	2.39e3	75.6	NO
7	7 13C6-PFDA	1800329-08 OF-RW08-EFF01-0218 0.1...	6.69e3	49.6	YES
8	8 13C7-PFUDa	1800329-08 OF-RW08-EFF01-0218 0.1...	9.47e3	69.4	NO

Name: 180301M1_38, Date: 02-Mar-2018, Time: 07:44:43, ID: 1800329-09 OF-RW08-FB01-0218 0.12173, Description: OF-RW08-FB01-0218

	# Name	ID	Area	%Rec	Area Out
1	1 13C4-PFBA	1800329-09 OF-RW08-FB01-0218 0.12...	7.63e3	110.0	NO
2	2 13C5-PFHxA	1800329-09 OF-RW08-FB01-0218 0.12...	8.73e3	73.1	NO
3	3 13C3-PFHxS	1800329-09 OF-RW08-FB01-0218 0.12...	2.39e3	75.2	NO
4	4 13C8-PFOA	1800329-09 OF-RW08-FB01-0218 0.12...	7.42e3	65.2	NO
5	5 13C9-PFNA	1800329-09 OF-RW08-FB01-0218 0.12...	8.25e3	80.2	NO
6	6 13C4-PFOS	1800329-09 OF-RW08-FB01-0218 0.12...	2.18e3	68.9	NO
7	7 13C6-PFDA	1800329-09 OF-RW08-FB01-0218 0.12...	9.54e3	70.7	NO
8	8 13C7-PFUDa	1800329-09 OF-RW08-FB01-0218 0.12...	1.04e4	76.2	NO

Dataset: Untitled

Last Altered: Monday, March 05, 2018 12:20:57 Pacific Standard Time

Printed: Monday, March 05, 2018 12:21:13 Pacific Standard Time

Name: 180301M1_39, Date: 02-Mar-2018, Time: 07:56:13, ID: 1800329-10 OF-RW63-INF01-0218 0.11237,
Description: OF-RW63-INF01-0218

	# Name	ID	Area	%Rec	Area Out
1	1 13C4-PFBA	1800329-10 OF-RW63-INF01-0218 0.1...	6.46e3	93.1	NO
2	2 13C5-PFHxA	1800329-10 OF-RW63-INF01-0218 0.1...	7.72e3	64.6	NO
3	3 13C3-PFHxS	1800329-10 OF-RW63-INF01-0218 0.1...	2.26e3	71.1	NO
4	4 13C8-PFOA	1800329-10 OF-RW63-INF01-0218 0.1...	6.83e3	60.0	NO
5	5 13C9-PFNA	1800329-10 OF-RW63-INF01-0218 0.1...	9.23e3	89.8	NO
6	6 13C4-PFOS	1800329-10 OF-RW63-INF01-0218 0.1...	2.78e3	88.0	NO
7	7 13C6-PFDA	1800329-10 OF-RW63-INF01-0218 0.1...	9.38e3	69.5	NO
8	8 13C7-PFUDa	1800329-10 OF-RW63-INF01-0218 0.1...	9.04e3	66.3	NO

Name: 180301M1_40, Date: 02-Mar-2018, Time: 08:07:43, ID: 1800329-11 OF-RW63-MID01-0218 0.11515,
Description: OF-RW63-MID01-0218

	# Name	ID	Area	%Rec	Area Out
1	1 13C4-PFBA	1800329-11 OF-RW63-MID01-0218 0.1...	6.09e3	87.9	NO
2	2 13C5-PFHxA	1800329-11 OF-RW63-MID01-0218 0.1...	7.40e3	62.0	NO
3	3 13C3-PFHxS	1800329-11 OF-RW63-MID01-0218 0.1...	2.78e3	87.5	NO
4	4 13C8-PFOA	1800329-11 OF-RW63-MID01-0218 0.1...	7.55e3	66.3	NO
5	5 13C9-PFNA	1800329-11 OF-RW63-MID01-0218 0.1...	7.48e3	72.8	NO
6	6 13C4-PFOS	1800329-11 OF-RW63-MID01-0218 0.1...	2.96e3	93.5	NO
7	7 13C6-PFDA	1800329-11 OF-RW63-MID01-0218 0.1...	8.01e3	59.3	NO
8	8 13C7-PFUDa	1800329-11 OF-RW63-MID01-0218 0.1...	9.85e3	72.2	NO

Name: 180301M1_41, Date: 02-Mar-2018, Time: 08:19:12, ID: 1800329-12 OF-RW63-EFF01-0218 0.12129,
Description: OF-RW63-EFF01-0218

	# Name	ID	Area	%Rec	Area Out
1	1 13C4-PFBA	1800329-12 OF-RW63-EFF01-0218 0.1...	6.68e3	96.4	NO
2	2 13C5-PFHxA	1800329-12 OF-RW63-EFF01-0218 0.1...	8.79e3	73.6	NO
3	3 13C3-PFHxS	1800329-12 OF-RW63-EFF01-0218 0.1...	2.75e3	86.5	NO
4	4 13C8-PFOA	1800329-12 OF-RW63-EFF01-0218 0.1...	8.54e3	75.1	NO
5	5 13C9-PFNA	1800329-12 OF-RW63-EFF01-0218 0.1...	7.98e3	77.7	NO
6	6 13C4-PFOS	1800329-12 OF-RW63-EFF01-0218 0.1...	2.83e3	89.4	NO
7	7 13C6-PFDA	1800329-12 OF-RW63-EFF01-0218 0.1...	1.03e4	76.3	NO
8	8 13C7-PFUDa	1800329-12 OF-RW63-EFF01-0218 0.1...	8.96e3	65.6	NO

Name: 180301M1_42, Date: 02-Mar-2018, Time: 08:30:41, ID: 1800329-13 OF-RW63-FB01-0218 0.12066,
Description: OF-RW63-FB01-0218

	# Name	ID	Area	%Rec	Area Out
1	1 13C4-PFBA	1800329-13 OF-RW63-FB01-0218 0.12...	8.25e3	118.9	NO
2	2 13C5-PFHxA	1800329-13 OF-RW63-FB01-0218 0.12...	9.85e3	82.5	NO
3	3 13C3-PFHxS	1800329-13 OF-RW63-FB01-0218 0.12...	2.54e3	80.0	NO
4	4 13C8-PFOA	1800329-13 OF-RW63-FB01-0218 0.12...	8.82e3	77.5	NO
5	5 13C9-PFNA	1800329-13 OF-RW63-FB01-0218 0.12...	9.68e3	94.2	NO
6	6 13C4-PFOS	1800329-13 OF-RW63-FB01-0218 0.12...	2.56e3	81.1	NO
7	7 13C6-PFDA	1800329-13 OF-RW63-FB01-0218 0.12...	1.14e4	84.8	NO
8	8 13C7-PFUDa	1800329-13 OF-RW63-FB01-0218 0.12...	1.13e4	82.9	NO

Dataset: Untitled

Last Altered: Monday, March 05, 2018 12:20:57 Pacific Standard Time

Printed: Monday, March 05, 2018 12:21:13 Pacific Standard Time

Name: 180301M1_43, Date: 02-Mar-2018, Time: 08:42:11, ID: 1800329-14 OF-RW44-INF01-0218 0.11484,
Description: OF-RW44-INF01-0218

	# Name	ID	Area	%Rec	Area Out
1	1 13C4-PFBA	1800329-14 OF-RW44-INF01-0218 0.1...	8.61e3	124.2	NO
2	2 13C5-PFHxA	1800329-14 OF-RW44-INF01-0218 0.1...	9.76e3	81.7	NO
3	3 13C3-PFHxS	1800329-14 OF-RW44-INF01-0218 0.1...	2.44e3	76.7	NO
4	4 13C8-PFOA	1800329-14 OF-RW44-INF01-0218 0.1...	8.69e3	76.4	NO
5	5 13C9-PFNA	1800329-14 OF-RW44-INF01-0218 0.1...	8.53e3	83.0	NO
6	6 13C4-PFOS	1800329-14 OF-RW44-INF01-0218 0.1...	2.83e3	89.7	NO
7	7 13C6-PFDA	1800329-14 OF-RW44-INF01-0218 0.1...	7.92e3	58.7	NO
8	8 13C7-PFUDa	1800329-14 OF-RW44-INF01-0218 0.1...	9.56e3	70.0	NO

Name: 180301M1_44, Date: 02-Mar-2018, Time: 08:53:41, ID: 1800329-15 OF-RW44-MID01-0218 0.12094,
Description: OF-RW44-MID01-0218

	# Name	ID	Area	%Rec	Area Out
1	1 13C4-PFBA	1800329-15 OF-RW44-MID01-0218 0.1...	6.49e3	93.6	NO
2	2 13C5-PFHxA	1800329-15 OF-RW44-MID01-0218 0.1...	8.68e3	72.7	NO
3	3 13C3-PFHxS	1800329-15 OF-RW44-MID01-0218 0.1...	2.21e3	69.4	NO
4	4 13C8-PFOA	1800329-15 OF-RW44-MID01-0218 0.1...	7.76e3	68.2	NO
5	5 13C9-PFNA	1800329-15 OF-RW44-MID01-0218 0.1...	8.61e3	83.7	NO
6	6 13C4-PFOS	1800329-15 OF-RW44-MID01-0218 0.1...	2.54e3	80.3	NO
7	7 13C6-PFDA	1800329-15 OF-RW44-MID01-0218 0.1...	8.90e3	65.9	NO
8	8 13C7-PFUDa	1800329-15 OF-RW44-MID01-0218 0.1...	1.10e4	80.5	NO

Name: 180301M1_45, Date: 02-Mar-2018, Time: 09:05:10, ID: 1800329-16 OF-RW44-EFF01-0218 0.11743,
Description: OF-RW44-EFF01-0218

	# Name	ID	Area	%Rec	Area Out
1	1 13C4-PFBA	1800329-16 OF-RW44-EFF01-0218 0.1...	7.52e3	108.4	NO
2	2 13C5-PFHxA	1800329-16 OF-RW44-EFF01-0218 0.1...	8.83e3	74.0	NO
3	3 13C3-PFHxS	1800329-16 OF-RW44-EFF01-0218 0.1...	2.05e3	64.5	NO
4	4 13C8-PFOA	1800329-16 OF-RW44-EFF01-0218 0.1...	8.64e3	75.9	NO
5	5 13C9-PFNA	1800329-16 OF-RW44-EFF01-0218 0.1...	9.21e3	89.7	NO
6	6 13C4-PFOS	1800329-16 OF-RW44-EFF01-0218 0.1...	2.40e3	76.0	NO
7	7 13C6-PFDA	1800329-16 OF-RW44-EFF01-0218 0.1...	9.24e3	68.4	NO
8	8 13C7-PFUDa	1800329-16 OF-RW44-EFF01-0218 0.1...	1.23e4	90.0	NO

Name: 180301M1_46, Date: 02-Mar-2018, Time: 09:16:31, ID: 1800329-17 OF-RW44-FB01-0218 0.12155,
Description: OF-RW44-FB01-0218

	# Name	ID	Area	%Rec	Area Out
1	1 13C4-PFBA	1800329-17 OF-RW44-FB01-0218 0.12...	8.14e3	117.4	NO
2	2 13C5-PFHxA	1800329-17 OF-RW44-FB01-0218 0.12...	9.37e3	78.5	NO
3	3 13C3-PFHxS	1800329-17 OF-RW44-FB01-0218 0.12...	2.42e3	76.2	NO
4	4 13C8-PFOA	1800329-17 OF-RW44-FB01-0218 0.12...	8.52e3	74.9	NO
5	5 13C9-PFNA	1800329-17 OF-RW44-FB01-0218 0.12...	1.00e4	97.7	NO
6	6 13C4-PFOS	1800329-17 OF-RW44-FB01-0218 0.12...	2.35e3	74.3	NO
7	7 13C6-PFDA	1800329-17 OF-RW44-FB01-0218 0.12...	9.62e3	71.2	NO
8	8 13C7-PFUDa	1800329-17 OF-RW44-FB01-0218 0.12...	1.17e4	85.7	NO

Dataset: Untitled

Last Altered: Monday, March 05, 2018 12:20:57 Pacific Standard Time

Printed: Monday, March 05, 2018 12:21:13 Pacific Standard Time

Name: 180301M1_47, Date: 02-Mar-2018, Time: 09:27:58, ID: 1800329-18 OF-RW42B-INF01-0218 0.11569, Description: OF-RW42B-INF01-0218

#	Name	ID	Area	%Rec	Area Out
1	1 13C4-PFBA	1800329-18 OF-RW42B-INF01-0218 0....	7.34e3	105.9	NO
2	2 13C5-PFHxA	1800329-18 OF-RW42B-INF01-0218 0....	8.89e3	74.5	NO
3	3 13C3-PFHxS	1800329-18 OF-RW42B-INF01-0218 0....	2.30e3	72.4	NO
4	4 13C8-PFOA	1800329-18 OF-RW42B-INF01-0218 0....	8.75e3	76.9	NO
5	5 13C9-PFNA	1800329-18 OF-RW42B-INF01-0218 0....	7.81e3	76.0	NO
6	6 13C4-PFOS	1800329-18 OF-RW42B-INF01-0218 0....	2.68e3	84.7	NO
7	7 13C6-PFDA	1800329-18 OF-RW42B-INF01-0218 0....	9.14e3	67.7	NO
8	8 13C7-PFUdA	1800329-18 OF-RW42B-INF01-0218 0....	1.11e4	81.6	NO

Name: 180301M1_48, Date: 02-Mar-2018, Time: 09:39:25, ID: B8B0122-BS1 OPR 0.125, Description: OPR

#	Name	ID	Area	%Rec	Area Out
1	1 13C4-PFBA	B8B0122-BS1 OPR 0.125	6.45e3	93.0	NO
2	2 13C5-PFHxA	B8B0122-BS1 OPR 0.125	8.54e3	71.5	NO
3	3 13C3-PFHxS	B8B0122-BS1 OPR 0.125	2.42e3	76.2	NO
4	4 13C8-PFOA	B8B0122-BS1 OPR 0.125	7.78e3	68.3	NO
5	5 13C9-PFNA	B8B0122-BS1 OPR 0.125	9.01e3	87.7	NO
6	6 13C4-PFOS	B8B0122-BS1 OPR 0.125	2.70e3	85.6	NO
7	7 13C6-PFDA	B8B0122-BS1 OPR 0.125	1.07e4	79.0	NO
8	8 13C7-PFUdA	B8B0122-BS1 OPR 0.125	1.19e4	87.2	NO

Name: 180301M1_49, Date: 02-Mar-2018, Time: 09:50:55, ID: B8B0122-BSD1 LCSD 0.125, Description: LCSD

#	Name	ID	Area	%Rec	Area Out
1	1 13C4-PFBA	B8B0122-BSD1 LCSD 0.125	5.50e3	79.3	NO
2	2 13C5-PFHxA	B8B0122-BSD1 LCSD 0.125	6.88e3	57.7	NO
3	3 13C3-PFHxS	B8B0122-BSD1 LCSD 0.125	2.47e3	77.7	NO
4	4 13C8-PFOA	B8B0122-BSD1 LCSD 0.125	7.07e3	62.2	NO
5	5 13C9-PFNA	B8B0122-BSD1 LCSD 0.125	7.97e3	77.5	NO
6	6 13C4-PFOS	B8B0122-BSD1 LCSD 0.125	2.37e3	75.1	NO
7	7 13C6-PFDA	B8B0122-BSD1 LCSD 0.125	9.24e3	68.4	NO
8	8 13C7-PFUdA	B8B0122-BSD1 LCSD 0.125	1.07e4	78.1	NO

Name: 180301M1_50, Date: 02-Mar-2018, Time: 10:02:24, ID: B8B0122-BLK1 Method Blank 0.125, Description: Method Blank

#	Name	ID	Area	%Rec	Area Out
1	1 13C4-PFBA	B8B0122-BLK1 Method Blank 0.125	7.29e3	105.1	NO
2	2 13C5-PFHxA	B8B0122-BLK1 Method Blank 0.125	8.85e3	74.1	NO
3	3 13C3-PFHxS	B8B0122-BLK1 Method Blank 0.125	2.70e3	84.9	NO
4	4 13C8-PFOA	B8B0122-BLK1 Method Blank 0.125	6.90e3	60.6	NO
5	5 13C9-PFNA	B8B0122-BLK1 Method Blank 0.125	7.78e3	75.7	NO
6	6 13C4-PFOS	B8B0122-BLK1 Method Blank 0.125	2.88e3	91.0	NO
7	7 13C6-PFDA	B8B0122-BLK1 Method Blank 0.125	1.07e4	79.3	NO
8	8 13C7-PFUdA	B8B0122-BLK1 Method Blank 0.125	1.30e4	95.0	NO

Dataset: Untitled

Last Altered: Monday, March 05, 2018 12:20:57 Pacific Standard Time
Printed: Monday, March 05, 2018 12:21:13 Pacific Standard Time

Name: 180301M1_51, Date: 02-Mar-2018, Time: 10:13:54, ID: 1800323-01 OF-RW83-0218 0.11418, Description: OF-RW83-0218

	# Name	ID	Area	%Rec	Area Out
1	1 13C4-PFBA	1800323-01 OF-RW83-0218 0.11418	3.43e3	49.5	YES
2	2 13C5-PFHxA	1800323-01 OF-RW83-0218 0.11418	5.72e3	47.9	YES
3	3 13C3-PFHxS	1800323-01 OF-RW83-0218 0.11418	2.50e3	78.7	NO
4	4 13C8-PFOA	1800323-01 OF-RW83-0218 0.11418	6.26e3	55.0	NO
5	5 13C9-PFNA	1800323-01 OF-RW83-0218 0.11418	7.34e3	71.4	NO
6	6 13C4-PFOS	1800323-01 OF-RW83-0218 0.11418	2.45e3	77.6	NO
7	7 13C6-PFDA	1800323-01 OF-RW83-0218 0.11418	7.97e3	59.0	NO
8	8 13C7-PFUDa	1800323-01 OF-RW83-0218 0.11418	1.07e4	78.3	NO

Name: 180301M1_52, Date: 02-Mar-2018, Time: 10:25:24, ID: 1800323-02 OF-FB83-0218 0.11591, Description: OF-FB83-0218

	# Name	ID	Area	%Rec	Area Out
1	1 13C4-PFBA	1800323-02 OF-FB83-0218 0.11591	7.24e3	104.4	NO
2	2 13C5-PFHxA	1800323-02 OF-FB83-0218 0.11591	9.49e3	79.5	NO
3	3 13C3-PFHxS	1800323-02 OF-FB83-0218 0.11591	2.88e3	90.6	NO
4	4 13C8-PFOA	1800323-02 OF-FB83-0218 0.11591	8.29e3	72.9	NO
5	5 13C9-PFNA	1800323-02 OF-FB83-0218 0.11591	9.39e3	91.4	NO
6	6 13C4-PFOS	1800323-02 OF-FB83-0218 0.11591	3.14e3	99.4	NO
7	7 13C6-PFDA	1800323-02 OF-FB83-0218 0.11591	1.10e4	81.8	NO
8	8 13C7-PFUDa	1800323-02 OF-FB83-0218 0.11591	1.30e4	95.1	NO

Name: 180301M1_53, Date: 02-Mar-2018, Time: 10:36:53, ID: 1800323-03 OF-RW38-0218 0.11407, Description: OF-RW38-0218

	# Name	ID	Area	%Rec	Area Out
1	1 13C4-PFBA	1800323-03 OF-RW38-0218 0.11407	7.33e3	105.7	NO
2	2 13C5-PFHxA	1800323-03 OF-RW38-0218 0.11407	9.25e3	77.5	NO
3	3 13C3-PFHxS	1800323-03 OF-RW38-0218 0.11407	2.78e3	87.5	NO
4	4 13C8-PFOA	1800323-03 OF-RW38-0218 0.11407	7.87e3	69.1	NO
5	5 13C9-PFNA	1800323-03 OF-RW38-0218 0.11407	8.07e3	78.5	NO
6	6 13C4-PFOS	1800323-03 OF-RW38-0218 0.11407	2.24e3	71.0	NO
7	7 13C6-PFDA	1800323-03 OF-RW38-0218 0.11407	9.95e3	73.7	NO
8	8 13C7-PFUDa	1800323-03 OF-RW38-0218 0.11407	1.14e4	83.9	NO

Name: 180301M1_54, Date: 02-Mar-2018, Time: 10:48:23, ID: IPA, Description: IPA

	# Name	ID	Area	%Rec	Area Out
1	1 13C4-PFBA	IPA			NO
2	2 13C5-PFHxA	IPA			NO
3	3 13C3-PFHxS	IPA			NO
4	4 13C8-PFOA	IPA			NO
5	5 13C9-PFNA	IPA			NO
6	6 13C4-PFOS	IPA			NO
7	7 13C6-PFDA	IPA			NO
8	8 13C7-PFUDa	IPA			NO

Dataset: Untitled

Last Altered: Monday, March 05, 2018 12:20:57 Pacific Standard Time

Printed: Monday, March 05, 2018 12:21:13 Pacific Standard Time

Name: 180301M1_55, Date: 02-Mar-2018, Time: 10:59:50, ID: ST180301M1-12 PFC CS3 18B2317, Description: PFC CS3 18B2317

	# Name	ID	Area	%Rec	Area Out
1	1 13C4-PFBA	ST180301M1-12 PFC CS3 18B2317	7.56e3	109.0	NO
2	2 13C5-PFHxA	ST180301M1-12 PFC CS3 18B2317	1.32e4	110.5	NO
3	3 13C3-PFHxS	ST180301M1-12 PFC CS3 18B2317	3.19e3	100.3	NO
4	4 13C8-PFOA	ST180301M1-12 PFC CS3 18B2317	1.12e4	98.4	NO
5	5 13C9-PFNA	ST180301M1-12 PFC CS3 18B2317	1.24e4	120.5	NO
6	6 13C4-PFOS	ST180301M1-12 PFC CS3 18B2317	3.19e3	101.1	NO
7	7 13C6-PFDA	ST180301M1-12 PFC CS3 18B2317	1.42e4	105.3	NO
8	8 13C7-PFUDa	ST180301M1-12 PFC CS3 18B2317	1.50e4	109.6	NO

Name: 180301M1_56, Date: 02-Mar-2018, Time: 11:11:20, ID: IPA, Description: IPA

	# Name	ID	Area	%Rec	Area Out
1	1 13C4-PFBA	IPA			NO
2	2 13C5-PFHxA	IPA			NO
3	3 13C3-PFHxS	IPA			NO
4	4 13C8-PFOA	IPA			NO
5	5 13C9-PFNA	IPA			NO
6	6 13C4-PFOS	IPA			NO
7	7 13C6-PFDA	IPA			NO
8	8 13C7-PFUDa	IPA			NO

Name: 180301M1_57, Date: 02-Mar-2018, Time: 11:22:49, ID: 1800323-04 OF-FB38-0218 0.11688, Description: OF-FB38-0218

	# Name	ID	Area	%Rec	Area Out
1	1 13C4-PFBA	1800323-04 OF-FB38-0218 0.11688	6.15e3	88.7	NO
2	2 13C5-PFHxA	1800323-04 OF-FB38-0218 0.11688	9.32e3	78.0	NO
3	3 13C3-PFHxS	1800323-04 OF-FB38-0218 0.11688	2.67e3	83.9	NO
4	4 13C8-PFOA	1800323-04 OF-FB38-0218 0.11688	9.33e3	82.0	NO
5	5 13C9-PFNA	1800323-04 OF-FB38-0218 0.11688	9.79e3	95.3	NO
6	6 13C4-PFOS	1800323-04 OF-FB38-0218 0.11688	2.72e3	85.9	NO
7	7 13C6-PFDA	1800323-04 OF-FB38-0218 0.11688	1.06e4	78.8	NO
8	8 13C7-PFUDa	1800323-04 OF-FB38-0218 0.11688	1.19e4	86.9	NO

Name: 180301M1_58, Date: 02-Mar-2018, Time: 11:34:19, ID: 1800323-05 OF-RW43-0218 0.1084, Description: OF-RW43-0218

	# Name	ID	Area	%Rec	Area Out
1	1 13C4-PFBA	1800323-05 OF-RW43-0218 0.1084	8.20e3	118.3	NO
2	2 13C5-PFHxA	1800323-05 OF-RW43-0218 0.1084	1.06e4	89.0	NO
3	3 13C3-PFHxS	1800323-05 OF-RW43-0218 0.1084	2.80e3	88.0	NO
4	4 13C8-PFOA	1800323-05 OF-RW43-0218 0.1084	9.87e3	86.7	NO
5	5 13C9-PFNA	1800323-05 OF-RW43-0218 0.1084	1.13e4	109.6	NO
6	6 13C4-PFOS	1800323-05 OF-RW43-0218 0.1084	2.87e3	90.8	NO
7	7 13C6-PFDA	1800323-05 OF-RW43-0218 0.1084	1.17e4	86.9	NO
8	8 13C7-PFUDa	1800323-05 OF-RW43-0218 0.1084	1.22e4	89.6	NO

Dataset: Untitled

Last Altered: Monday, March 05, 2018 12:20:57 Pacific Standard Time

Printed: Monday, March 05, 2018 12:21:13 Pacific Standard Time

Name: 180301M1_59, Date: 02-Mar-2018, Time: 11:45:48, ID: 1800323-06 OF-FB43-0218 0.10942, Description: OF-FB43-0218

	# Name	ID	Area	%Rec	Area Out
1	1 13C4-PFBA	1800323-06 OF-FB43-0218 0.10942	7.39e3	106.5	NO
2	2 13C5-PFHxA	1800323-06 OF-FB43-0218 0.10942	9.77e3	81.8	NO
3	3 13C3-PFHxS	1800323-06 OF-FB43-0218 0.10942	2.70e3	84.9	NO
4	4 13C8-PFOA	1800323-06 OF-FB43-0218 0.10942	9.10e3	80.0	NO
5	5 13C9-PFNA	1800323-06 OF-FB43-0218 0.10942	9.70e3	94.4	NO
6	6 13C4-PFOS	1800323-06 OF-FB43-0218 0.10942	2.30e3	72.9	NO
7	7 13C6-PFDA	1800323-06 OF-FB43-0218 0.10942	1.07e4	79.0	NO
8	8 13C7-PFUDa	1800323-06 OF-FB43-0218 0.10942	1.38e4	101.4	NO

Name: 180301M1_60, Date: 02-Mar-2018, Time: 11:57:18, ID: 1800323-07 OF-RW08-0218 0.11646, Description: OF-RW08-0218

	# Name	ID	Area	%Rec	Area Out
1	1 13C4-PFBA	1800323-07 OF-RW08-0218 0.11646	3.90e3	56.3	NO
2	2 13C5-PFHxA	1800323-07 OF-RW08-0218 0.11646	4.14e3	34.7	YES
3	3 13C3-PFHxS	1800323-07 OF-RW08-0218 0.11646	2.76e3	86.7	NO
4	4 13C8-PFOA	1800323-07 OF-RW08-0218 0.11646	3.77e3	33.1	YES
5	5 13C9-PFNA	1800323-07 OF-RW08-0218 0.11646	4.29e3	41.7	YES
6	6 13C4-PFOS	1800323-07 OF-RW08-0218 0.11646	3.01e3	95.4	NO
7	7 13C6-PFDA	1800323-07 OF-RW08-0218 0.11646	4.94e3	36.6	YES
8	8 13C7-PFUDa	1800323-07 OF-RW08-0218 0.11646	7.17e3	52.5	NO

Name: 180301M1_61, Date: 02-Mar-2018, Time: 12:08:45, ID: 1800323-08 OF-FB08-0218 0.11707, Description: OF-FB08-0218

	# Name	ID	Area	%Rec	Area Out
1	1 13C4-PFBA	1800323-08 OF-FB08-0218 0.11707	8.11e3	116.9	NO
2	2 13C5-PFHxA	1800323-08 OF-FB08-0218 0.11707	9.97e3	83.5	NO
3	3 13C3-PFHxS	1800323-08 OF-FB08-0218 0.11707	2.67e3	84.1	NO
4	4 13C8-PFOA	1800323-08 OF-FB08-0218 0.11707	9.45e3	83.0	NO
5	5 13C9-PFNA	1800323-08 OF-FB08-0218 0.11707	9.55e3	92.9	NO
6	6 13C4-PFOS	1800323-08 OF-FB08-0218 0.11707	2.88e3	91.0	NO
7	7 13C6-PFDA	1800323-08 OF-FB08-0218 0.11707	9.46e3	70.1	NO
8	8 13C7-PFUDa	1800323-08 OF-FB08-0218 0.11707	1.22e4	89.7	NO

Name: 180301M1_62, Date: 02-Mar-2018, Time: 12:20:15, ID: 1800323-09 OF-RW16-0218 0.11565, Description: OF-RW16-0218

	# Name	ID	Area	%Rec	Area Out
1	1 13C4-PFBA	1800323-09 OF-RW16-0218 0.11565	8.35e3	120.5	NO
2	2 13C5-PFHxA	1800323-09 OF-RW16-0218 0.11565	1.03e4	86.6	NO
3	3 13C3-PFHxS	1800323-09 OF-RW16-0218 0.11565	2.42e3	76.1	NO
4	4 13C8-PFOA	1800323-09 OF-RW16-0218 0.11565	9.26e3	81.4	NO
5	5 13C9-PFNA	1800323-09 OF-RW16-0218 0.11565	9.08e3	88.4	NO
6	6 13C4-PFOS	1800323-09 OF-RW16-0218 0.11565	2.96e3	93.6	NO
7	7 13C6-PFDA	1800323-09 OF-RW16-0218 0.11565	1.10e4	81.3	NO
8	8 13C7-PFUDa	1800323-09 OF-RW16-0218 0.11565	1.33e4	97.2	NO

Dataset: Untitled

Last Altered: Monday, March 05, 2018 12:20:57 Pacific Standard Time

Printed: Monday, March 05, 2018 12:21:13 Pacific Standard Time

Name: 180301M1_63, Date: 02-Mar-2018, Time: 12:31:44, ID: 1800323-10 OF-FB16-0218 0.11729, Description: OF-FB16-0218

	# Name	ID	Area	%Rec	Area Out
1	1 13C4-PFBA	1800323-10 OF-FB16-0218 0.11729	8.01e3	115.5	NO
2	2 13C5-PFHxA	1800323-10 OF-FB16-0218 0.11729	1.02e4	85.1	NO
3	3 13C3-PFHxS	1800323-10 OF-FB16-0218 0.11729	2.92e3	91.9	NO
4	4 13C8-PFOA	1800323-10 OF-FB16-0218 0.11729	9.21e3	80.9	NO
5	5 13C9-PFNA	1800323-10 OF-FB16-0218 0.11729	1.03e4	100.1	NO
6	6 13C4-PFOS	1800323-10 OF-FB16-0218 0.11729	3.04e3	96.1	NO
7	7 13C6-PFDA	1800323-10 OF-FB16-0218 0.11729	1.20e4	89.3	NO
8	8 13C7-PFUDa	1800323-10 OF-FB16-0218 0.11729	1.33e4	97.4	NO

Name: 180301M1_64, Date: 02-Mar-2018, Time: 12:43:14, ID: 1800324-01 OF-RW63-0218 0.11462, Description: OF-RW63-0218

	# Name	ID	Area	%Rec	Area Out
1	1 13C4-PFBA	1800324-01 OF-RW63-0218 0.11462	3.46e3	49.9	NO
2	2 13C5-PFHxA	1800324-01 OF-RW63-0218 0.11462	4.29e3	35.9	YES
3	3 13C3-PFHxS	1800324-01 OF-RW63-0218 0.11462	3.49e3	109.7	NO
4	4 13C8-PFOA	1800324-01 OF-RW63-0218 0.11462	4.31e3	37.8	YES
5	5 13C9-PFNA	1800324-01 OF-RW63-0218 0.11462	5.77e3	56.1	NO
6	6 13C4-PFOS	1800324-01 OF-RW63-0218 0.11462	4.10e3	129.6	NO
7	7 13C6-PFDA	1800324-01 OF-RW63-0218 0.11462	8.60e3	63.7	NO
8	8 13C7-PFUDa	1800324-01 OF-RW63-0218 0.11462	1.15e4	84.3	NO

Name: 180301M1_65, Date: 02-Mar-2018, Time: 12:54:41, ID: IPA, Description: IPA

	# Name	ID	Area	%Rec	Area Out
1	1 13C4-PFBA	IPA			NO
2	2 13C5-PFHxA	IPA			NO
3	3 13C3-PFHxS	IPA			NO
4	4 13C8-PFOA	IPA	7.05e0	0.1	YES
5	5 13C9-PFNA	IPA			NO
6	6 13C4-PFOS	IPA			NO
7	7 13C6-PFDA	IPA			NO
8	8 13C7-PFUDa	IPA			NO

Name: 180301M1_66, Date: 02-Mar-2018, Time: 13:06:11, ID: ST180301M1-13 PFC CS0 18B2314, Description: PFC CS0 18B2314

	# Name	ID	Area	%Rec	Area Out
1	1 13C4-PFBA	ST180301M1-13 PFC CS0 18B2314	7.26e3	104.7	NO
2	2 13C5-PFHxA	ST180301M1-13 PFC CS0 18B2314	1.50e4	125.9	NO
3	3 13C3-PFHxS	ST180301M1-13 PFC CS0 18B2314	3.30e3	103.9	NO
4	4 13C8-PFOA	ST180301M1-13 PFC CS0 18B2314	1.30e4	114.3	NO
5	5 13C9-PFNA	ST180301M1-13 PFC CS0 18B2314	1.32e4	128.7	NO
6	6 13C4-PFOS	ST180301M1-13 PFC CS0 18B2314	3.51e3	111.2	NO
7	7 13C6-PFDA	ST180301M1-13 PFC CS0 18B2314	1.66e4	123.3	NO
8	8 13C7-PFUDa	ST180301M1-13 PFC CS0 18B2314	1.72e4	125.7	NO

Dataset: Untitled

Last Altered: Monday, March 05, 2018 12:20:57 Pacific Standard Time

Printed: Monday, March 05, 2018 12:21:13 Pacific Standard Time

Name: 180301M1_67, Date: 02-Mar-2018, Time: 13:17:40, ID: IPA, Description: IPA

	# Name	ID	Area	%Rec	Area Out
1	1 13C4-PFBA	IPA			NO
2	2 13C5-PFHxA	IPA			NO
3	3 13C3-PFHxS	IPA			NO
4	4 13C8-PFOA	IPA			NO
5	5 13C9-PFNA	IPA			NO
6	6 13C4-PFOS	IPA			NO
7	7 13C6-PFDA	IPA			NO
8	8 13C7-PFUdA	IPA			NO

Name: 180301M1_68, Date: 02-Mar-2018, Time: 13:29:10, ID: 1800324-02 OF-FB63-0218 0.11622, Description: OF-FB63-0218

	# Name	ID	Area	%Rec	Area Out
1	1 13C4-PFBA	1800324-02 OF-FB63-0218 0.11622	6.80e3	98.1	NO
2	2 13C5-PFHxA	1800324-02 OF-FB63-0218 0.11622	8.80e3	73.7	NO
3	3 13C3-PFHxS	1800324-02 OF-FB63-0218 0.11622	2.66e3	83.6	NO
4	4 13C8-PFOA	1800324-02 OF-FB63-0218 0.11622	8.09e3	71.1	NO
5	5 13C9-PFNA	1800324-02 OF-FB63-0218 0.11622	9.35e3	91.0	NO
6	6 13C4-PFOS	1800324-02 OF-FB63-0218 0.11622	2.84e3	90.0	NO
7	7 13C6-PFDA	1800324-02 OF-FB63-0218 0.11622	1.21e4	89.9	NO
8	8 13C7-PFUdA	1800324-02 OF-FB63-0218 0.11622	1.29e4	94.2	NO

Name: 180301M1_69, Date: 02-Mar-2018, Time: 13:40:37, ID: 1800324-03 OF-RW23-0218 0.11311, Description: OF-RW23-0218

	# Name	ID	Area	%Rec	Area Out
1	1 13C4-PFBA	1800324-03 OF-RW23-0218 0.11311	7.70e3	111.0	NO
2	2 13C5-PFHxA	1800324-03 OF-RW23-0218 0.11311	9.76e3	81.8	NO
3	3 13C3-PFHxS	1800324-03 OF-RW23-0218 0.11311	2.72e3	85.6	NO
4	4 13C8-PFOA	1800324-03 OF-RW23-0218 0.11311	9.81e3	86.3	NO
5	5 13C9-PFNA	1800324-03 OF-RW23-0218 0.11311	1.05e4	102.4	NO
6	6 13C4-PFOS	1800324-03 OF-RW23-0218 0.11311	2.89e3	91.4	NO
7	7 13C6-PFDA	1800324-03 OF-RW23-0218 0.11311	1.14e4	84.4	NO
8	8 13C7-PFUdA	1800324-03 OF-RW23-0218 0.11311	1.27e4	93.1	NO

Name: 180301M1_70, Date: 02-Mar-2018, Time: 13:52:07, ID: 1800324-04 OF-FB23-0218 0.11692, Description: OF-FB23-0218

	# Name	ID	Area	%Rec	Area Out
1	1 13C4-PFBA	1800324-04 OF-FB23-0218 0.11692	7.36e3	106.1	NO
2	2 13C5-PFHxA	1800324-04 OF-FB23-0218 0.11692	1.07e4	89.3	NO
3	3 13C3-PFHxS	1800324-04 OF-FB23-0218 0.11692	3.39e3	106.6	NO
4	4 13C8-PFOA	1800324-04 OF-FB23-0218 0.11692	1.09e4	95.7	NO
5	5 13C9-PFNA	1800324-04 OF-FB23-0218 0.11692	1.28e4	124.5	NO
6	6 13C4-PFOS	1800324-04 OF-FB23-0218 0.11692	3.36e3	106.4	NO
7	7 13C6-PFDA	1800324-04 OF-FB23-0218 0.11692	1.46e4	107.9	NO
8	8 13C7-PFUdA	1800324-04 OF-FB23-0218 0.11692	1.65e4	121.1	NO

Dataset: Untitled

Last Altered: Monday, March 05, 2018 12:20:57 Pacific Standard Time
Printed: Monday, March 05, 2018 12:21:13 Pacific Standard Time

Name: 180301M1_71, Date: 02-Mar-2018, Time: 14:03:36, ID: 1800324-05 OF-RW28-0218 0.11227, Description: OF-RW28-0218

	# Name	ID	Area	%Rec	Area Out
1	1 13C4-PFBA	1800324-05 OF-RW28-0218 0.11227	8.73e3	125.9	NO
2	2 13C5-PFHxA	1800324-05 OF-RW28-0218 0.11227	1.15e4	96.3	NO
3	3 13C3-PFHxS	1800324-05 OF-RW28-0218 0.11227	3.42e3	107.5	NO
4	4 13C8-PFOA	1800324-05 OF-RW28-0218 0.11227	9.99e3	87.8	NO
5	5 13C9-PFNA	1800324-05 OF-RW28-0218 0.11227	1.23e4	119.7	NO
6	6 13C4-PFOS	1800324-05 OF-RW28-0218 0.11227	3.79e3	120.1	NO
7	7 13C6-PFDA	1800324-05 OF-RW28-0218 0.11227	1.13e4	83.8	NO
8	8 13C7-PFUDa	1800324-05 OF-RW28-0218 0.11227	1.60e4	117.0	NO

Name: 180301M1_72, Date: 02-Mar-2018, Time: 14:15:06, ID: 1800324-06 OF-FB28-0218 0.11581, Description: OF-FB28-0218

	# Name	ID	Area	%Rec	Area Out
1	1 13C4-PFBA	1800324-06 OF-FB28-0218 0.11581	7.87e3	113.5	NO
2	2 13C5-PFHxA	1800324-06 OF-FB28-0218 0.11581	9.60e3	80.4	NO
3	3 13C3-PFHxS	1800324-06 OF-FB28-0218 0.11581	3.12e3	98.1	NO
4	4 13C8-PFOA	1800324-06 OF-FB28-0218 0.11581	9.99e3	87.8	NO
5	5 13C9-PFNA	1800324-06 OF-FB28-0218 0.11581	1.09e4	105.8	NO
6	6 13C4-PFOS	1800324-06 OF-FB28-0218 0.11581	3.30e3	104.4	NO
7	7 13C6-PFDA	1800324-06 OF-FB28-0218 0.11581	1.16e4	85.7	NO
8	8 13C7-PFUDa	1800324-06 OF-FB28-0218 0.11581	1.38e4	101.0	NO

Name: 180301M1_73, Date: 02-Mar-2018, Time: 14:26:32, ID: 1800324-07 OF-RW60-0218 0.11223, Description: OF-RW60-0218

	# Name	ID	Area	%Rec	Area Out
1	1 13C4-PFBA	1800324-07 OF-RW60-0218 0.11223	3.53e3	51.0	NO
2	2 13C5-PFHxA	1800324-07 OF-RW60-0218 0.11223	4.97e3	41.6	YES
3	3 13C3-PFHxS	1800324-07 OF-RW60-0218 0.11223	2.90e3	91.2	NO
4	4 13C8-PFOA	1800324-07 OF-RW60-0218 0.11223	5.82e3	51.2	NO
5	5 13C9-PFNA	1800324-07 OF-RW60-0218 0.11223	7.29e3	70.9	NO
6	6 13C4-PFOS	1800324-07 OF-RW60-0218 0.11223	2.80e3	88.5	NO
7	7 13C6-PFDA	1800324-07 OF-RW60-0218 0.11223	7.30e3	54.1	NO
8	8 13C7-PFUDa	1800324-07 OF-RW60-0218 0.11223	1.01e4	73.7	NO

Name: 180301M1_74, Date: 02-Mar-2018, Time: 14:38:02, ID: 1800324-08 OF-RW60P-0218 0.11541, Description: OF-RW60P-0218

	# Name	ID	Area	%Rec	Area Out
1	1 13C4-PFBA	1800324-08 OF-RW60P-0218 0.11541	7.17e3	103.4	NO
2	2 13C5-PFHxA	1800324-08 OF-RW60P-0218 0.11541	9.27e3	77.6	NO
3	3 13C3-PFHxS	1800324-08 OF-RW60P-0218 0.11541	2.92e3	91.7	NO
4	4 13C8-PFOA	1800324-08 OF-RW60P-0218 0.11541	8.75e3	76.9	NO
5	5 13C9-PFNA	1800324-08 OF-RW60P-0218 0.11541	9.34e3	90.8	NO
6	6 13C4-PFOS	1800324-08 OF-RW60P-0218 0.11541	3.21e3	101.6	NO
7	7 13C6-PFDA	1800324-08 OF-RW60P-0218 0.11541	1.03e4	76.0	NO
8	8 13C7-PFUDa	1800324-08 OF-RW60P-0218 0.11541	1.30e4	95.3	NO

Dataset: Untitled

Last Altered: Monday, March 05, 2018 12:20:57 Pacific Standard Time

Printed: Monday, March 05, 2018 12:21:13 Pacific Standard Time

Name: 180301M1_75, Date: 02-Mar-2018, Time: 14:49:29, ID: 1800324-09 OF-FB60-0218 0.11817, Description: OF-FB60-0218

	# Name	ID	Area	%Rec	Area Out
1	1 13C4-PFBA	1800324-09 OF-FB60-0218 0.11817	7.98e3	115.0	NO
2	2 13C5-PFHxA	1800324-09 OF-FB60-0218 0.11817	1.03e4	86.1	NO
3	3 13C3-PFHxS	1800324-09 OF-FB60-0218 0.11817	2.77e3	87.2	NO
4	4 13C8-PFOA	1800324-09 OF-FB60-0218 0.11817	9.55e3	84.0	NO
5	5 13C9-PFNA	1800324-09 OF-FB60-0218 0.11817	9.59e3	93.3	NO
6	6 13C4-PFOS	1800324-09 OF-FB60-0218 0.11817	3.28e3	103.9	NO
7	7 13C6-PFDA	1800324-09 OF-FB60-0218 0.11817	1.03e4	76.6	NO
8	8 13C7-PFUdA	1800324-09 OF-FB60-0218 0.11817	1.60e4	117.1	NO

Name: 180301M1_76, Date: 02-Mar-2018, Time: 15:00:58, ID: 1800324-10 OF-RW42C-0218 0.11358, Description: OF-RW42C-0218

	# Name	ID	Area	%Rec	Area Out
1	1 13C4-PFBA	1800324-10 OF-RW42C-0218 0.11358	4.83e3	69.6	NO
2	2 13C5-PFHxA	1800324-10 OF-RW42C-0218 0.11358	7.62e3	63.9	NO
3	3 13C3-PFHxS	1800324-10 OF-RW42C-0218 0.11358	2.75e3	86.4	NO
4	4 13C8-PFOA	1800324-10 OF-RW42C-0218 0.11358	8.16e3	71.7	NO
5	5 13C9-PFNA	1800324-10 OF-RW42C-0218 0.11358	9.50e3	92.4	NO
6	6 13C4-PFOS	1800324-10 OF-RW42C-0218 0.11358	3.01e3	95.1	NO
7	7 13C6-PFDA	1800324-10 OF-RW42C-0218 0.11358	9.27e3	68.7	NO
8	8 13C7-PFUdA	1800324-10 OF-RW42C-0218 0.11358	9.63e3	70.5	NO

Name: 180301M1_77, Date: 02-Mar-2018, Time: 15:12:27, ID: B8B0068-BS1 OPR 0.25, Description: OPR

	# Name	ID	Area	%Rec	Area Out
1	1 13C4-PFBA	B8B0068-BS1 OPR 0.25	7.74e3	111.6	NO
2	2 13C5-PFHxA	B8B0068-BS1 OPR 0.25	9.95e3	83.4	NO
3	3 13C3-PFHxS	B8B0068-BS1 OPR 0.25	2.40e3	75.5	NO
4	4 13C8-PFOA	B8B0068-BS1 OPR 0.25	9.34e3	82.1	NO
5	5 13C9-PFNA	B8B0068-BS1 OPR 0.25	8.64e3	84.1	NO
6	6 13C4-PFOS	B8B0068-BS1 OPR 0.25	2.45e3	77.5	NO
7	7 13C6-PFDA	B8B0068-BS1 OPR 0.25	1.01e4	74.8	NO
8	8 13C7-PFUdA	B8B0068-BS1 OPR 0.25	1.26e4	92.1	NO

Name: 180301M1_78, Date: 02-Mar-2018, Time: 15:23:58, ID: B8B0068-BLK1 Method Blank 0.25, Description: Method Blank

	# Name	ID	Area	%Rec	Area Out
1	1 13C4-PFBA	B8B0068-BLK1 Method Blank 0.25	7.54e3	108.7	NO
2	2 13C5-PFHxA	B8B0068-BLK1 Method Blank 0.25	9.27e3	77.6	NO
3	3 13C3-PFHxS	B8B0068-BLK1 Method Blank 0.25	2.48e3	78.0	NO
4	4 13C8-PFOA	B8B0068-BLK1 Method Blank 0.25	7.39e3	65.0	NO
5	5 13C9-PFNA	B8B0068-BLK1 Method Blank 0.25	9.82e3	95.6	NO
6	6 13C4-PFOS	B8B0068-BLK1 Method Blank 0.25	2.22e3	70.1	NO
7	7 13C6-PFDA	B8B0068-BLK1 Method Blank 0.25	1.03e4	76.3	NO
8	8 13C7-PFUdA	B8B0068-BLK1 Method Blank 0.25	1.27e4	92.9	NO

Dataset: Untitled

Last Altered: Monday, March 05, 2018 12:20:57 Pacific Standard Time
Printed: Monday, March 05, 2018 12:21:13 Pacific Standard Time

Name: 180301M1_79, Date: 02-Mar-2018, Time: 15:35:24, ID: 1800272-01 MtBE_7256 0.26427, Description: MtBE_7256

	# Name	ID	Area	%Rec	Area Out
1	1 13C4-PFBA	1800272-01 MtBE_7256 0.26427	7.08e3	102.1	NO
2	2 13C5-PFHxA	1800272-01 MtBE_7256 0.26427	8.98e3	75.2	NO
3	3 13C3-PFHxS	1800272-01 MtBE_7256 0.26427	2.39e3	75.2	NO
4	4 13C8-PFOA	1800272-01 MtBE_7256 0.26427	7.52e3	66.1	NO
5	5 13C9-PFNA	1800272-01 MtBE_7256 0.26427	8.62e3	83.9	NO
6	6 13C4-PFOS	1800272-01 MtBE_7256 0.26427	2.61e3	82.5	NO
7	7 13C6-PFDA	1800272-01 MtBE_7256 0.26427	8.96e3	66.4	NO
8	8 13C7-PFUDa	1800272-01 MtBE_7256 0.26427	1.07e4	78.2	NO

Name: 180301M1_80, Date: 02-Mar-2018, Time: 15:46:54, ID: 1800286-01 GW2125180205RAP 0.25961, Description: GW2125180205RAP

	# Name	ID	Area	%Rec	Area Out
1	1 13C4-PFBA	1800286-01 GW2125180205RAP 0.259...	7.17e3	103.4	NO
2	2 13C5-PFHxA	1800286-01 GW2125180205RAP 0.259...	9.71e3	81.4	NO
3	3 13C3-PFHxS	1800286-01 GW2125180205RAP 0.259...	2.39e3	75.2	NO
4	4 13C8-PFOA	1800286-01 GW2125180205RAP 0.259...	7.17e3	63.0	NO
5	5 13C9-PFNA	1800286-01 GW2125180205RAP 0.259...	9.02e3	87.8	NO
6	6 13C4-PFOS	1800286-01 GW2125180205RAP 0.259...	2.51e3	79.4	NO
7	7 13C6-PFDA	1800286-01 GW2125180205RAP 0.259...	1.03e4	76.1	NO
8	8 13C7-PFUDa	1800286-01 GW2125180205RAP 0.259...	9.96e3	73.0	NO

Name: 180301M1_81, Date: 02-Mar-2018, Time: 15:58:21, ID: 1800286-02 GW3135180206RAP 0.25631, Description: GW3135180206RAP

	# Name	ID	Area	%Rec	Area Out
1	1 13C4-PFBA	1800286-02 GW3135180206RAP 0.256...	6.45e3	93.1	NO
2	2 13C5-PFHxA	1800286-02 GW3135180206RAP 0.256...	7.65e3	64.0	NO
3	3 13C3-PFHxS	1800286-02 GW3135180206RAP 0.256...	2.06e3	64.7	NO
4	4 13C8-PFOA	1800286-02 GW3135180206RAP 0.256...	6.66e3	58.5	NO
5	5 13C9-PFNA	1800286-02 GW3135180206RAP 0.256...	7.45e3	72.5	NO
6	6 13C4-PFOS	1800286-02 GW3135180206RAP 0.256...	2.48e3	78.5	NO
7	7 13C6-PFDA	1800286-02 GW3135180206RAP 0.256...	9.60e3	71.1	NO
8	8 13C7-PFUDa	1800286-02 GW3135180206RAP 0.256...	1.11e4	81.4	NO

Name: 180301M1_82, Date: 02-Mar-2018, Time: 16:09:50, ID: 1800286-03 GW4044180206RAP 0.25699, Description: GW4044180206RAP

	# Name	ID	Area	%Rec	Area Out
1	1 13C4-PFBA	1800286-03 GW4044180206RAP 0.256...	6.59e3	95.0	NO
2	2 13C5-PFHxA	1800286-03 GW4044180206RAP 0.256...	8.13e3	68.1	NO
3	3 13C3-PFHxS	1800286-03 GW4044180206RAP 0.256...	2.11e3	66.4	NO
4	4 13C8-PFOA	1800286-03 GW4044180206RAP 0.256...	6.89e3	60.5	NO
5	5 13C9-PFNA	1800286-03 GW4044180206RAP 0.256...	7.88e3	76.6	NO
6	6 13C4-PFOS	1800286-03 GW4044180206RAP 0.256...	2.13e3	67.4	NO
7	7 13C6-PFDA	1800286-03 GW4044180206RAP 0.256...	7.78e3	57.6	NO
8	8 13C7-PFUDa	1800286-03 GW4044180206RAP 0.256...	9.42e3	69.1	NO

Dataset: Untitled

Last Altered: Monday, March 05, 2018 12:20:57 Pacific Standard Time
Printed: Monday, March 05, 2018 12:21:13 Pacific Standard Time

Name: 180301M1_83, Date: 02-Mar-2018, Time: 16:21:19, ID: 1800286-04 GW5054180206RAP 0.26906, Description: GW5054180206RAP

	# Name	ID	Area	%Rec	Area Out
1	1 13C4-PFBA	1800286-04 GW5054180206RAP 0.269...	6.91e3	99.7	NO
2	2 13C5-PFHxA	1800286-04 GW5054180206RAP 0.269...	8.40e3	70.4	NO
3	3 13C3-PFHxS	1800286-04 GW5054180206RAP 0.269...	2.15e3	67.5	NO
4	4 13C8-PFOA	1800286-04 GW5054180206RAP 0.269...	6.66e3	58.5	NO
5	5 13C9-PFNA	1800286-04 GW5054180206RAP 0.269...	7.63e3	74.3	NO
6	6 13C4-PFOS	1800286-04 GW5054180206RAP 0.269...	2.15e3	68.1	NO
7	7 13C6-PFDA	1800286-04 GW5054180206RAP 0.269...	8.48e3	62.8	NO
8	8 13C7-PFUDa	1800286-04 GW5054180206RAP 0.269...	9.33e3	68.4	NO

Name: 180301M1_84, Date: 02-Mar-2018, Time: 16:32:46, ID: 1800286-05 GW5963180207RAP 0.26219, Description: GW5963180207RAP

	# Name	ID	Area	%Rec	Area Out
1	1 13C4-PFBA	1800286-05 GW5963180207RAP 0.262...	6.78e3	97.7	NO
2	2 13C5-PFHxA	1800286-05 GW5963180207RAP 0.262...	7.75e3	64.9	NO
3	3 13C3-PFHxS	1800286-05 GW5963180207RAP 0.262...	2.12e3	66.7	NO
4	4 13C8-PFOA	1800286-05 GW5963180207RAP 0.262...	7.75e3	68.1	NO
5	5 13C9-PFNA	1800286-05 GW5963180207RAP 0.262...	8.50e3	82.7	NO
6	6 13C4-PFOS	1800286-05 GW5963180207RAP 0.262...	2.38e3	75.4	NO
7	7 13C6-PFDA	1800286-05 GW5963180207RAP 0.262...	8.43e3	62.5	NO
8	8 13C7-PFUDa	1800286-05 GW5963180207RAP 0.262...	1.04e4	76.1	NO

Name: 180301M1_85, Date: 02-Mar-2018, Time: 16:44:16, ID: IPA, Description: IPA

	# Name	ID	Area	%Rec	Area Out
1	1 13C4-PFBA	IPA			NO
2	2 13C5-PFHxA	IPA			NO
3	3 13C3-PFHxS	IPA			NO
4	4 13C8-PFOA	IPA			NO
5	5 13C9-PFNA	IPA			NO
6	6 13C4-PFOS	IPA			NO
7	7 13C6-PFDA	IPA			NO
8	8 13C7-PFUDa	IPA			NO

Name: 180301M1_86, Date: 02-Mar-2018, Time: 16:55:46, ID: ST180301M1-14 PFC CS3 18B2317, Description: PFC CS3 18B2317

	# Name	ID	Area	%Rec	Area Out
1	1 13C4-PFBA	ST180301M1-14 PFC CS3 18B2317	7.93e3	114.4	NO
2	2 13C5-PFHxA	ST180301M1-14 PFC CS3 18B2317	1.43e4	119.5	NO
3	3 13C3-PFHxS	ST180301M1-14 PFC CS3 18B2317	3.09e3	97.3	NO
4	4 13C8-PFOA	ST180301M1-14 PFC CS3 18B2317	1.12e4	98.6	NO
5	5 13C9-PFNA	ST180301M1-14 PFC CS3 18B2317	1.26e4	123.0	NO
6	6 13C4-PFOS	ST180301M1-14 PFC CS3 18B2317	2.88e3	91.3	NO
7	7 13C6-PFDA	ST180301M1-14 PFC CS3 18B2317	1.43e4	106.1	NO
8	8 13C7-PFUDa	ST180301M1-14 PFC CS3 18B2317	1.65e4	121.0	NO

Dataset: Untitled

Last Altered: Monday, March 05, 2018 12:20:57 Pacific Standard Time
Printed: Monday, March 05, 2018 12:21:13 Pacific Standard Time

Name: 180301M1_87, Date: 02-Mar-2018, Time: 17:07:16, ID: IPA, Description: IPA

	# Name	ID	Area	%Rec	Area Out
1	1 13C4-PFBA	IPA			NO
2	2 13C5-PFHxA	IPA			NO
3	3 13C3-PFHxS	IPA			NO
4	4 13C8-PFOA	IPA			NO
5	5 13C9-PFNA	IPA			NO
6	6 13C4-PFOS	IPA			NO
7	7 13C6-PFDA	IPA			NO
8	8 13C7-PFUDa	IPA			NO

Name: 180301M1_88, Date: 02-Mar-2018, Time: 17:18:45, ID: 1800286-06 GW2024180207RAP 0.25995, Description: GW2024180207RAP

	# Name	ID	Area	%Rec	Area Out
1	1 13C4-PFBA	1800286-06 GW2024180207RAP 0.259...	6.66e3	96.1	NO
2	2 13C5-PFHxA	1800286-06 GW2024180207RAP 0.259...	7.52e3	63.0	NO
3	3 13C3-PFHxS	1800286-06 GW2024180207RAP 0.259...	1.98e3	62.3	NO
4	4 13C8-PFOA	1800286-06 GW2024180207RAP 0.259...	7.00e3	61.5	NO
5	5 13C9-PFNA	1800286-06 GW2024180207RAP 0.259...	8.44e3	82.1	NO
6	6 13C4-PFOS	1800286-06 GW2024180207RAP 0.259...	2.30e3	72.9	NO
7	7 13C6-PFDA	1800286-06 GW2024180207RAP 0.259...	7.91e3	58.6	NO
8	8 13C7-PFUDa	1800286-06 GW2024180207RAP 0.259...	9.37e3	68.7	NO

Name: 180301M1_89, Date: 02-Mar-2018, Time: 17:30:14, ID: 1800286-07 GW3034180207RAP 0.25817, Description: GW3034180207RAP

	# Name	ID	Area	%Rec	Area Out
1	1 13C4-PFBA	1800286-07 GW3034180207RAP 0.258...	6.48e3	93.4	NO
2	2 13C5-PFHxA	1800286-07 GW3034180207RAP 0.258...	8.11e3	67.9	NO
3	3 13C3-PFHxS	1800286-07 GW3034180207RAP 0.258...	2.22e3	69.9	NO
4	4 13C8-PFOA	1800286-07 GW3034180207RAP 0.258...	6.57e3	57.8	NO
5	5 13C9-PFNA	1800286-07 GW3034180207RAP 0.258...	7.65e3	74.4	NO
6	6 13C4-PFOS	1800286-07 GW3034180207RAP 0.258...	2.19e3	69.1	NO
7	7 13C6-PFDA	1800286-07 GW3034180207RAP 0.258...	7.48e3	55.4	NO
8	8 13C7-PFUDa	1800286-07 GW3034180207RAP 0.258...	9.13e3	66.9	NO

Name: 180301M1_90, Date: 02-Mar-2018, Time: 17:41:43, ID: 1800286-08 GW4145180207RAP 0.26371, Description: GW4145180207RAP

	# Name	ID	Area	%Rec	Area Out
1	1 13C4-PFBA	1800286-08 GW4145180207RAP 0.263...	7.09e3	102.2	NO
2	2 13C5-PFHxA	1800286-08 GW4145180207RAP 0.263...	8.43e3	70.6	NO
3	3 13C3-PFHxS	1800286-08 GW4145180207RAP 0.263...	2.16e3	67.8	NO
4	4 13C8-PFOA	1800286-08 GW4145180207RAP 0.263...	7.11e3	62.5	NO
5	5 13C9-PFNA	1800286-08 GW4145180207RAP 0.263...	7.44e3	72.3	NO
6	6 13C4-PFOS	1800286-08 GW4145180207RAP 0.263...	2.16e3	68.4	NO
7	7 13C6-PFDA	1800286-08 GW4145180207RAP 0.263...	7.36e3	54.6	NO
8	8 13C7-PFUDa	1800286-08 GW4145180207RAP 0.263...	1.01e4	74.1	NO

Dataset: Untitled

Last Altered: Monday, March 05, 2018 12:20:57 Pacific Standard Time

Printed: Monday, March 05, 2018 12:21:13 Pacific Standard Time

Name: 180301M1_91, Date: 02-Mar-2018, Time: 17:53:13, ID: 1800286-09 GW5054180208RAP 0.26011, Description: GW5054180208RAP

	# Name	ID	Area	%Rec	Area Out
1	1 13C4-PFBA	1800286-09 GW5054180208RAP 0.260...	6.61e3	95.3	NO
2	2 13C5-PFHxA	1800286-09 GW5054180208RAP 0.260...	8.18e3	68.5	NO
3	3 13C3-PFHxS	1800286-09 GW5054180208RAP 0.260...	2.38e3	74.9	NO
4	4 13C8-PFOA	1800286-09 GW5054180208RAP 0.260...	6.71e3	59.0	NO
5	5 13C9-PFNA	1800286-09 GW5054180208RAP 0.260...	7.68e3	74.7	NO
6	6 13C4-PFOS	1800286-09 GW5054180208RAP 0.260...	2.35e3	74.5	NO
7	7 13C6-PFDA	1800286-09 GW5054180208RAP 0.260...	6.62e3	49.1	YES
8	8 13C7-PFUDa	1800286-09 GW5054180208RAP 0.260...	8.26e3	60.6	NO

Name: 180301M1_92, Date: 02-Mar-2018, Time: 18:04:42, ID: 1800293-01 HS DW WELL 1-TAP 0.26085, Description: HS DW WELL 1-TAP

	# Name	ID	Area	%Rec	Area Out
1	1 13C4-PFBA	1800293-01 HS DW WELL 1-TAP 0.260...	7.24e3	104.4	NO
2	2 13C5-PFHxA	1800293-01 HS DW WELL 1-TAP 0.260...	8.27e3	69.2	NO
3	3 13C3-PFHxS	1800293-01 HS DW WELL 1-TAP 0.260...	2.16e3	68.0	NO
4	4 13C8-PFOA	1800293-01 HS DW WELL 1-TAP 0.260...	7.68e3	67.5	NO
5	5 13C9-PFNA	1800293-01 HS DW WELL 1-TAP 0.260...	8.44e3	82.1	NO
6	6 13C4-PFOS	1800293-01 HS DW WELL 1-TAP 0.260...	2.39e3	75.7	NO
7	7 13C6-PFDA	1800293-01 HS DW WELL 1-TAP 0.260...	8.35e3	61.8	NO
8	8 13C7-PFUDa	1800293-01 HS DW WELL 1-TAP 0.260...	1.09e4	79.8	NO

Name: 180301M1_93, Date: 02-Mar-2018, Time: 18:16:12, ID: 1800293-02 FB1802071025AB 0.26261, Description: FB1802071025AB

	# Name	ID	Area	%Rec	Area Out
1	1 13C4-PFBA	1800293-02 FB1802071025AB 0.26261	6.92e3	99.8	NO
2	2 13C5-PFHxA	1800293-02 FB1802071025AB 0.26261	8.28e3	69.3	NO
3	3 13C3-PFHxS	1800293-02 FB1802071025AB 0.26261	2.52e3	79.4	NO
4	4 13C8-PFOA	1800293-02 FB1802071025AB 0.26261	7.48e3	65.7	NO
5	5 13C9-PFNA	1800293-02 FB1802071025AB 0.26261	1.05e4	102.3	NO
6	6 13C4-PFOS	1800293-02 FB1802071025AB 0.26261	2.37e3	75.1	NO
7	7 13C6-PFDA	1800293-02 FB1802071025AB 0.26261	8.11e3	60.1	NO
8	8 13C7-PFUDa	1800293-02 FB1802071025AB 0.26261	1.02e4	74.7	NO

Name: 180301M1_94, Date: 02-Mar-2018, Time: 18:27:41, ID: 1800293-03 HS DW WELL 2-TAP 0.25552, Description: HS DW WELL 2-TAP

	# Name	ID	Area	%Rec	Area Out
1	1 13C4-PFBA	1800293-03 HS DW WELL 2-TAP 0.255...	5.59e3	80.6	NO
2	2 13C5-PFHxA	1800293-03 HS DW WELL 2-TAP 0.255...	7.17e3	60.0	NO
3	3 13C3-PFHxS	1800293-03 HS DW WELL 2-TAP 0.255...	1.98e3	62.2	NO
4	4 13C8-PFOA	1800293-03 HS DW WELL 2-TAP 0.255...	6.30e3	55.3	NO
5	5 13C9-PFNA	1800293-03 HS DW WELL 2-TAP 0.255...	8.05e3	78.4	NO
6	6 13C4-PFOS	1800293-03 HS DW WELL 2-TAP 0.255...	2.23e3	70.5	NO
7	7 13C6-PFDA	1800293-03 HS DW WELL 2-TAP 0.255...	6.96e3	51.6	NO
8	8 13C7-PFUDa	1800293-03 HS DW WELL 2-TAP 0.255...	8.51e3	62.4	NO

Dataset: Untitled

Last Altered: Monday, March 05, 2018 12:20:57 Pacific Standard Time

Printed: Monday, March 05, 2018 12:21:13 Pacific Standard Time

Name: 180301M1_95, Date: 02-Mar-2018, Time: 18:39:11, ID: 1800293-04 HS DW WELL 1&2-TAP 0.26089, Description: HS DW WELL 1&2-TAP

	# Name	ID	Area	%Rec	Area Out
1	1 13C4-PFBA	1800293-04 HS DW WELL 12-TAP 0.26...	7.04e3	101.5	NO
2	2 13C5-PFHxA	1800293-04 HS DW WELL 12-TAP 0.26...	8.61e3	72.1	NO
3	3 13C3-PFHxS	1800293-04 HS DW WELL 12-TAP 0.26...	2.36e3	74.3	NO
4	4 13C8-PFOA	1800293-04 HS DW WELL 12-TAP 0.26...	7.09e3	62.3	NO
5	5 13C9-PFNA	1800293-04 HS DW WELL 12-TAP 0.26...	8.45e3	82.3	NO
6	6 13C4-PFOS	1800293-04 HS DW WELL 12-TAP 0.26...	2.17e3	68.6	NO
7	7 13C6-PFDA	1800293-04 HS DW WELL 12-TAP 0.26...	9.73e3	72.1	NO
8	8 13C7-PFUDa	1800293-04 HS DW WELL 12-TAP 0.26...	1.01e4	74.1	NO

Name: 180301M1_96, Date: 02-Mar-2018, Time: 18:50:38, ID: 1800293-05 HS DW WELL 1&2-TAP-DUP 0.25274, Description: HS DW WELL 1&2-TAP-DUP

	# Name	ID	Area	%Rec	Area Out
1	1 13C4-PFBA	1800293-05 HS DW WELL 12-TAP-DU...	7.65e3	110.3	NO
2	2 13C5-PFHxA	1800293-05 HS DW WELL 12-TAP-DU...	8.62e3	72.2	NO
3	3 13C3-PFHxS	1800293-05 HS DW WELL 12-TAP-DU...	2.36e3	74.2	NO
4	4 13C8-PFOA	1800293-05 HS DW WELL 12-TAP-DU...	7.69e3	67.6	NO
5	5 13C9-PFNA	1800293-05 HS DW WELL 12-TAP-DU...	7.61e3	74.0	NO
6	6 13C4-PFOS	1800293-05 HS DW WELL 12-TAP-DU...	2.52e3	79.9	NO
7	7 13C6-PFDA	1800293-05 HS DW WELL 12-TAP-DU...	8.75e3	64.8	NO
8	8 13C7-PFUDa	1800293-05 HS DW WELL 12-TAP-DU...	1.09e4	79.8	NO

Name: 180301M1_97, Date: 02-Mar-2018, Time: 19:02:05, ID: 1800293-06 HS BUS Garage Well-TAP 0.25645, Description: HS BUS Garage Well-TAP

	# Name	ID	Area	%Rec	Area Out
1	1 13C4-PFBA	1800293-06 HS BUS Garage Well-TAP ...	7.79e3	112.3	NO
2	2 13C5-PFHxA	1800293-06 HS BUS Garage Well-TAP ...	9.26e3	77.6	NO
3	3 13C3-PFHxS	1800293-06 HS BUS Garage Well-TAP ...	2.33e3	73.3	NO
4	4 13C8-PFOA	1800293-06 HS BUS Garage Well-TAP ...	6.76e3	59.4	NO
5	5 13C9-PFNA	1800293-06 HS BUS Garage Well-TAP ...	7.96e3	77.4	NO
6	6 13C4-PFOS	1800293-06 HS BUS Garage Well-TAP ...	2.48e3	78.6	NO
7	7 13C6-PFDA	1800293-06 HS BUS Garage Well-TAP ...	1.08e4	79.9	NO
8	8 13C7-PFUDa	1800293-06 HS BUS Garage Well-TAP ...	1.02e4	74.8	NO

Name: 180301M1_98, Date: 02-Mar-2018, Time: 19:13:32, ID: 1800293-07 HS Maint. Barn Well-TAP 0.25599, Description: HS Maint. Barn Well-TAP

	# Name	ID	Area	%Rec	Area Out
1	1 13C4-PFBA	1800293-07 HS Maint. Barn Well-TAP 0....	7.23e3	104.2	NO
2	2 13C5-PFHxA	1800293-07 HS Maint. Barn Well-TAP 0....	8.75e3	73.3	NO
3	3 13C3-PFHxS	1800293-07 HS Maint. Barn Well-TAP 0....	2.23e3	70.2	NO
4	4 13C8-PFOA	1800293-07 HS Maint. Barn Well-TAP 0....	7.13e3	62.7	NO
5	5 13C9-PFNA	1800293-07 HS Maint. Barn Well-TAP 0....	7.35e3	71.5	NO
6	6 13C4-PFOS	1800293-07 HS Maint. Barn Well-TAP 0....	2.30e3	72.6	NO
7	7 13C6-PFDA	1800293-07 HS Maint. Barn Well-TAP 0....	8.59e3	63.6	NO
8	8 13C7-PFUDa	1800293-07 HS Maint. Barn Well-TAP 0....	1.05e4	76.7	NO

Dataset: Untitled

Last Altered: Monday, March 05, 2018 12:20:57 Pacific Standard Time
Printed: Monday, March 05, 2018 12:21:13 Pacific Standard Time

Name: 180301M1_99, Date: 02-Mar-2018, Time: 19:25:00, ID: IPA, Description: IPA

	# Name	ID	Area	%Rec	Area Out
1	1 13C4-PFBA	IPA			NO
2	2 13C5-PFHxA	IPA			NO
3	3 13C3-PFHxS	IPA			NO
4	4 13C8-PFOA	IPA			NO
5	5 13C9-PFNA	IPA			NO
6	6 13C4-PFOS	IPA			NO
7	7 13C6-PFDA	IPA			NO
8	8 13C7-PFUdA	IPA			NO

Name: 180301M1_100, Date: 02-Mar-2018, Time: 19:36:30, ID: ST180301M1-15 PFC CS3 18B2317, Description: PFC CS3 18B2317

	# Name	ID	Area	%Rec	Area Out
1	1 13C4-PFBA	ST180301M1-15 PFC CS3 18B2317	7.15e3	103.1	NO
2	2 13C5-PFHxA	ST180301M1-15 PFC CS3 18B2317	1.42e4	118.9	NO
3	3 13C3-PFHxS	ST180301M1-15 PFC CS3 18B2317	3.49e3	109.8	NO
4	4 13C8-PFOA	ST180301M1-15 PFC CS3 18B2317	1.21e4	106.6	NO
5	5 13C9-PFNA	ST180301M1-15 PFC CS3 18B2317	1.20e4	117.2	NO
6	6 13C4-PFOS	ST180301M1-15 PFC CS3 18B2317	3.03e3	96.0	NO
7	7 13C6-PFDA	ST180301M1-15 PFC CS3 18B2317	1.34e4	99.1	NO
8	8 13C7-PFUdA	ST180301M1-15 PFC CS3 18B2317	1.41e4	103.7	NO

Name: 180301M1_101, Date: 02-Mar-2018, Time: 19:47:56, ID: IPA, Description: IPA

	# Name	ID	Area	%Rec	Area Out
1	1 13C4-PFBA	IPA			NO
2	2 13C5-PFHxA	IPA			NO
3	3 13C3-PFHxS	IPA			NO
4	4 13C8-PFOA	IPA	1.02e1	0.1	YES
5	5 13C9-PFNA	IPA			NO
6	6 13C4-PFOS	IPA			NO
7	7 13C6-PFDA	IPA			NO
8	8 13C7-PFUdA	IPA			NO

Name: 180301M1_102, Date: 02-Mar-2018, Time: 19:59:26, ID: 1800293-08 Elementary School Well-TAP 0.26141, Description: Elementary School Well-TAP

	# Name	ID	Area	%Rec	Area Out
1	1 13C4-PFBA	1800293-08 Elementary School Well-TA...	7.09e3	102.3	NO
2	2 13C5-PFHxA	1800293-08 Elementary School Well-TA...	8.05e3	67.4	NO
3	3 13C3-PFHxS	1800293-08 Elementary School Well-TA...	1.87e3	58.7	NO
4	4 13C8-PFOA	1800293-08 Elementary School Well-TA...	7.68e3	67.5	NO
5	5 13C9-PFNA	1800293-08 Elementary School Well-TA...	8.59e3	83.6	NO
6	6 13C4-PFOS	1800293-08 Elementary School Well-TA...	2.18e3	69.1	NO
7	7 13C6-PFDA	1800293-08 Elementary School Well-TA...	8.23e3	61.0	NO
8	8 13C7-PFUdA	1800293-08 Elementary School Well-TA...	1.14e4	83.9	NO

Dataset: Untitled

Last Altered: Monday, March 05, 2018 12:20:57 Pacific Standard Time

Printed: Monday, March 05, 2018 12:21:13 Pacific Standard Time

Name: 180301M1_103, Date: 02-Mar-2018, Time: 20:10:55, ID: B8B0072-BS1 OPR 1, Description: OPR

	# Name	ID	Area	%Rec	Area Out
1	1 13C4-PFBA	B8B0072-BS1 OPR 1	1.11e4	159.7	YES
2	2 13C5-PFHxA	B8B0072-BS1 OPR 1	1.41e4	118.0	NO
3	3 13C3-PFHxS	B8B0072-BS1 OPR 1	3.42e3	107.6	NO
4	4 13C8-PFOA	B8B0072-BS1 OPR 1	1.34e4	118.0	NO
5	5 13C9-PFNA	B8B0072-BS1 OPR 1	1.15e4	111.8	NO
6	6 13C4-PFOS	B8B0072-BS1 OPR 1	4.05e3	128.2	NO
7	7 13C6-PFDA	B8B0072-BS1 OPR 1	1.41e4	104.7	NO
8	8 13C7-PFUDa	B8B0072-BS1 OPR 1	1.61e4	118.0	NO

Name: 180301M1_104, Date: 02-Mar-2018, Time: 20:22:16, ID: B8B0072-BLK1 Method Blank 1, Description: Method Blank

	# Name	ID	Area	%Rec	Area Out
1	1 13C4-PFBA	B8B0072-BLK1 Method Blank 1	1.35e4	195.2	YES
2	2 13C5-PFHxA	B8B0072-BLK1 Method Blank 1	1.84e4	154.0	YES
3	3 13C3-PFHxS	B8B0072-BLK1 Method Blank 1	4.34e3	136.4	NO
4	4 13C8-PFOA	B8B0072-BLK1 Method Blank 1	1.51e4	133.0	NO
5	5 13C9-PFNA	B8B0072-BLK1 Method Blank 1	1.79e4	174.2	YES
6	6 13C4-PFOS	B8B0072-BLK1 Method Blank 1	4.39e3	138.8	NO
7	7 13C6-PFDA	B8B0072-BLK1 Method Blank 1	1.81e4	133.9	NO
8	8 13C7-PFUDa	B8B0072-BLK1 Method Blank 1	1.81e4	132.9	NO

Name: 180301M1_105, Date: 02-Mar-2018, Time: 20:33:43, ID: 1800205-01 PFAS in Soil, 462, Soil 101 1.04, Description: PFAS in Soil, 462, Soil 101

	# Name	ID	Area	%Rec	Area Out
1	1 13C4-PFBA	1800205-01 PFAS in Soil, 462, Soil 101 ...	1.29e4	186.3	YES
2	2 13C5-PFHxA	1800205-01 PFAS in Soil, 462, Soil 101 ...	1.51e4	126.2	NO
3	3 13C3-PFHxS	1800205-01 PFAS in Soil, 462, Soil 101 ...	3.84e3	120.7	NO
4	4 13C8-PFOA	1800205-01 PFAS in Soil, 462, Soil 101 ...	1.30e4	114.4	NO
5	5 13C9-PFNA	1800205-01 PFAS in Soil, 462, Soil 101 ...	1.43e4	139.5	NO
6	6 13C4-PFOS	1800205-01 PFAS in Soil, 462, Soil 101 ...	3.72e3	117.7	NO
7	7 13C6-PFDA	1800205-01 PFAS in Soil, 462, Soil 101 ...	1.51e4	111.8	NO
8	8 13C7-PFUDa	1800205-01 PFAS in Soil, 462, Soil 101 ...	1.83e4	134.1	NO

Name: 180301M1_106, Date: 02-Mar-2018, Time: 20:45:10, ID: IPA, Description: IPA

	# Name	ID	Area	%Rec	Area Out
1	1 13C4-PFBA	IPA			NO
2	2 13C5-PFHxA	IPA	7.28e0	0.1	YES
3	3 13C3-PFHxS	IPA			NO
4	4 13C8-PFOA	IPA			NO
5	5 13C9-PFNA	IPA			NO
6	6 13C4-PFOS	IPA			NO
7	7 13C6-PFDA	IPA			NO
8	8 13C7-PFUDa	IPA			NO

Dataset: Untitled

Last Altered: Monday, March 05, 2018 12:20:57 Pacific Standard Time

Printed: Monday, March 05, 2018 12:21:13 Pacific Standard Time

Name: 180301M1_107, Date: 02-Mar-2018, Time: 20:56:40, ID: ST180301M1-16 PFC CS3 18B2317, Description: PFC CS3 18B2317

	# Name	ID	Area	%Rec	Area Out
1	1 13C4-PFBA	ST180301M1-16 PFC CS3 18B2317	8.31e3	119.8	NO
2	2 13C5-PFHxA	ST180301M1-16 PFC CS3 18B2317	1.51e4	126.4	NO
3	3 13C3-PFHxS	ST180301M1-16 PFC CS3 18B2317	3.51e3	110.3	NO
4	4 13C8-PFOA	ST180301M1-16 PFC CS3 18B2317	1.15e4	100.7	NO
5	5 13C9-PFNA	ST180301M1-16 PFC CS3 18B2317	1.33e4	129.5	NO
6	6 13C4-PFOS	ST180301M1-16 PFC CS3 18B2317	3.35e3	106.0	NO
7	7 13C6-PFDA	ST180301M1-16 PFC CS3 18B2317	1.34e4	98.9	NO
8	8 13C7-PFUdA	ST180301M1-16 PFC CS3 18B2317	1.65e4	120.6	NO

Dataset: Untitled

Last Altered: Saturday, March 03, 2018 05:33:33 Pacific Standard Time

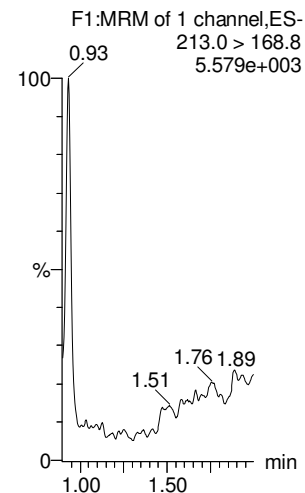
Printed: Saturday, March 03, 2018 05:33:41 Pacific Standard Time

Method: F:\Projects\PFAS.PRO\MethDB\PFAS_FULL_80C_022718.mdb 28 Feb 2018 13:19:45

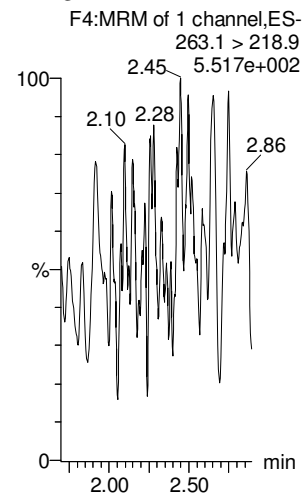
Calibration: F:\Projects\PFAS.PRO\CurveDB\C18_VAL-PFAS_Q4_03-01-18-FULL.cdb 03 Mar 2018 05:24:54

Name: 180301M1_12, Date: 02-Mar-2018, Time: 02:46:32, ID: IPA, Description: IPA

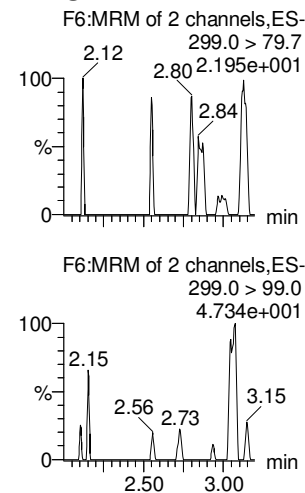
PFBA



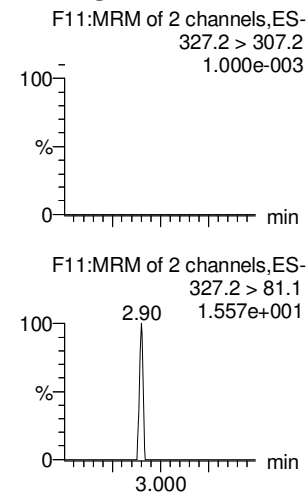
PFPeA



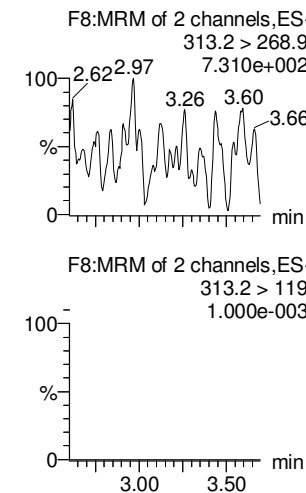
PFBS



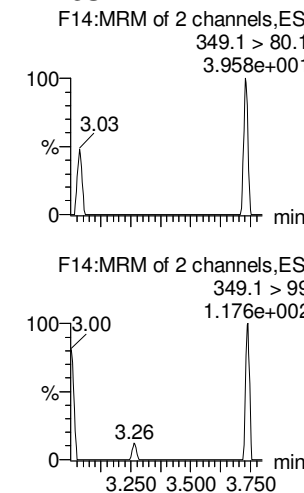
4:2 FTS



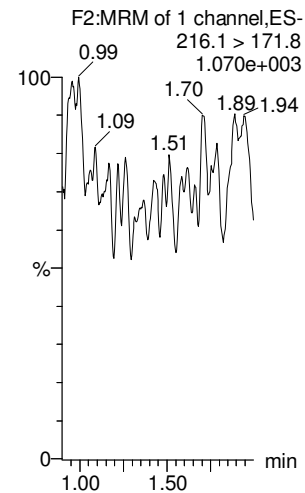
PFHxA



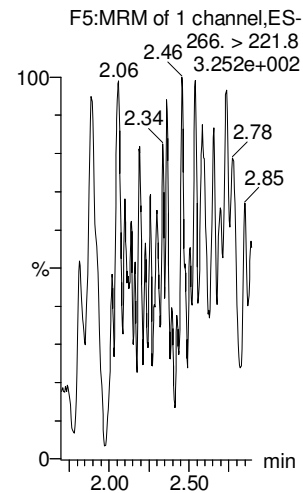
PFPeS



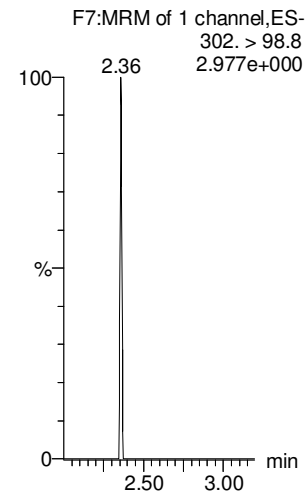
13C3-PFBA



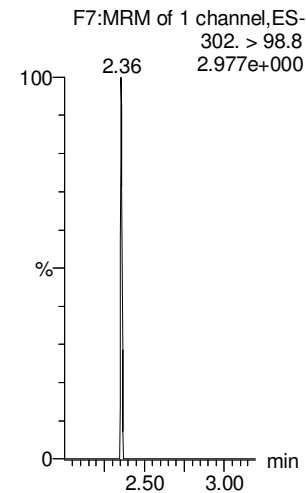
13C3-PFPeA



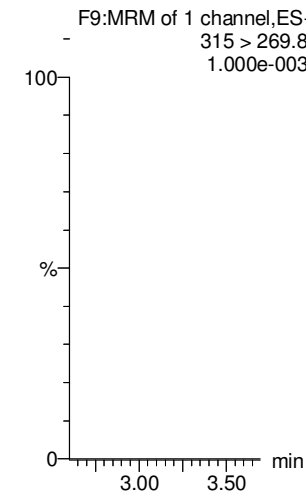
13C3-PFBS



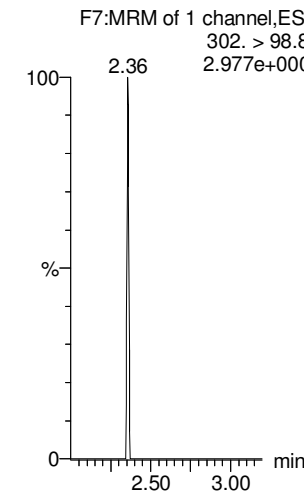
13C3-PFBS



13C2-PFHxA



13C3-PFBS



Dataset: Untitled

Last Altered: Saturday, March 03, 2018 05:33:33 Pacific Standard Time

Printed: Saturday, March 03, 2018 05:33:41 Pacific Standard Time

Name: 180301M1_12, Date: 02-Mar-2018, Time: 02:46:32, ID: IPA, Description: IPA

6:2 FTS

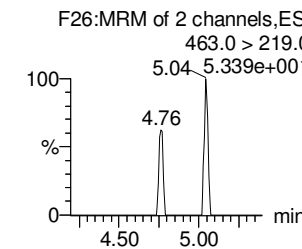
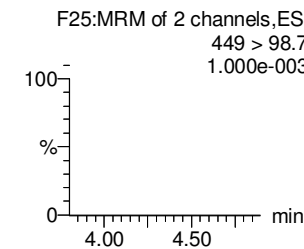
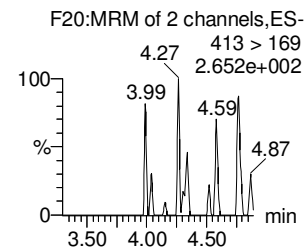
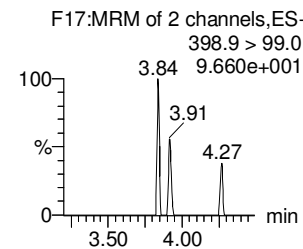
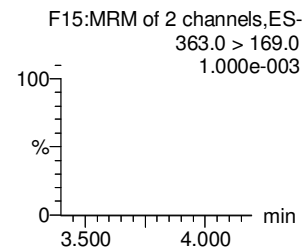
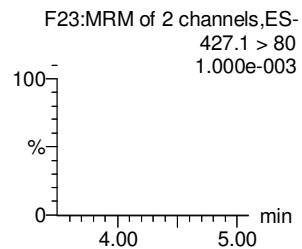
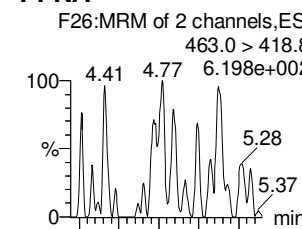
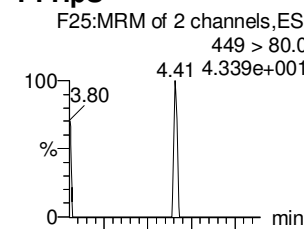
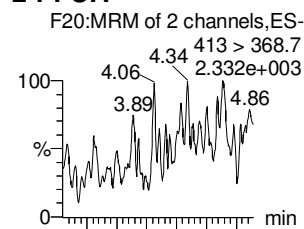
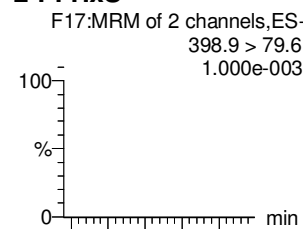
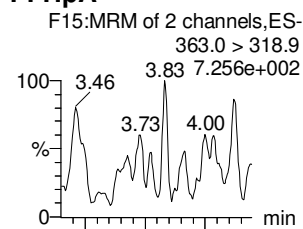
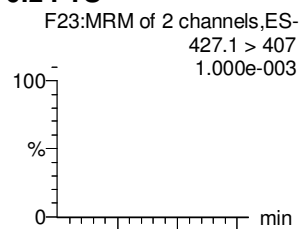
PFHpA

L-PFHxS

L-PFOA

PFHpS

PFNA



18O2-PFHxS

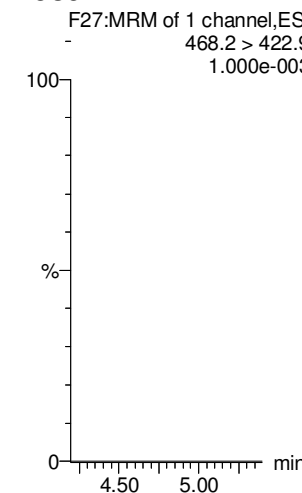
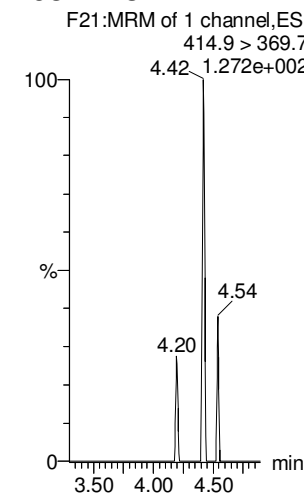
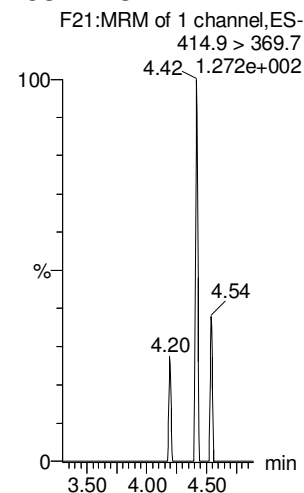
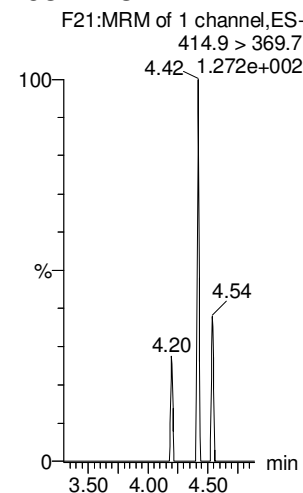
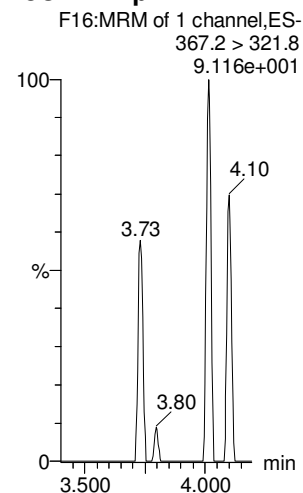
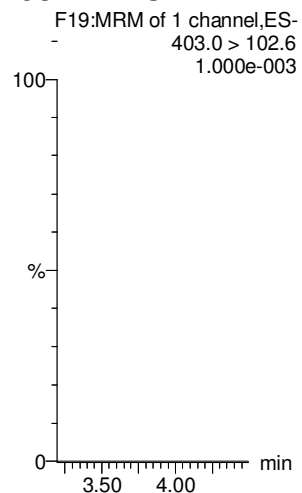
13C4-PFHpa

13C2-PFOA

13C2-PFOA

13C2-PFOA

13C5-PFNA



Dataset: Untitled


Last Altered: Saturday, March 03, 2018 05:33:33 Pacific Standard Time

Printed: Saturday, March 03, 2018 05:33:41 Pacific Standard Time

Name: 180301M1_12, Date: 02-Mar-2018, Time: 02:46:32, ID: IPA, Description: IPA


PFOSA

F29:MRM of 4 channels,ES-
498.1 > 77.8
1.000e-003



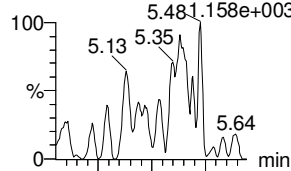
L-PFOS

F31:MRM of 2 channels,ES-
499 > 79.9
1.000e-003



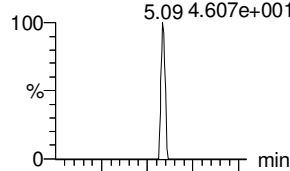
PFDA

F36:MRM of 2 channels,ES-
513 > 468.8
5.481,158e+003



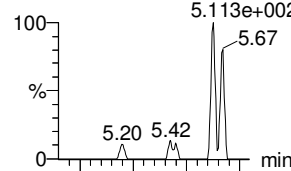
8:2 FTS

F41:MRM of 2 channels,ES-
527 > 506.9
5.09 4.607e+001



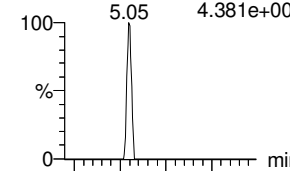
PFNS

F44:MRM of 2 channels,ES-
549.1 > 80.1
5.113e+002

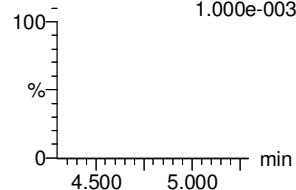


N-MeFOSAA

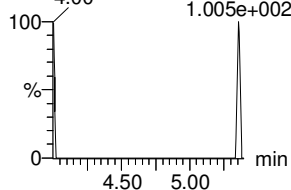
F47:MRM of 2 channels,ES-
570.1 > 419
4.381e+002



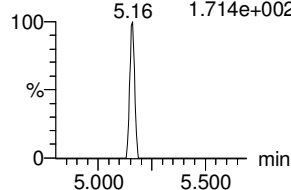
F29:MRM of 4 channels,ES-
498.1 > 478
1.000e-003



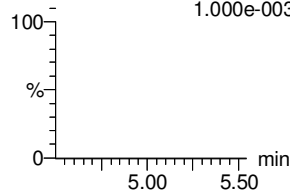
F31:MRM of 2 channels,ES-
499 > 99
1.005e+002



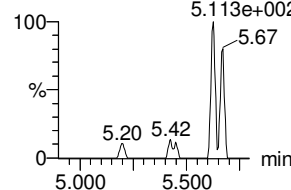
F36:MRM of 2 channels,ES-
513 > 219
1.714e+002



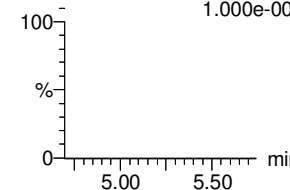
F41:MRM of 2 channels,ES-
527 > 80
1.000e-003



F44:MRM of 2 channels,ES-
549.1 > 80.1
5.113e+002

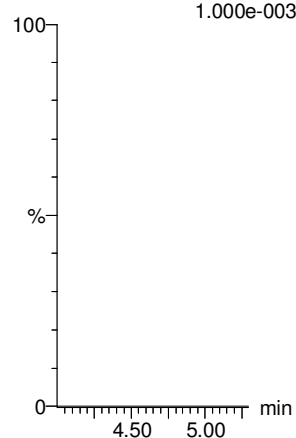


F47:MRM of 2 channels,ES-
570.1 > 483.0
1.000e-003



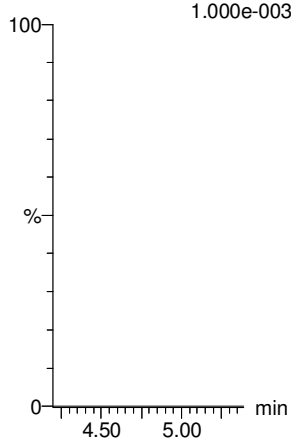
13C8-PFOSA

F33:MRM of 1 channel,ES-
506.1 > 77.7
1.000e-003



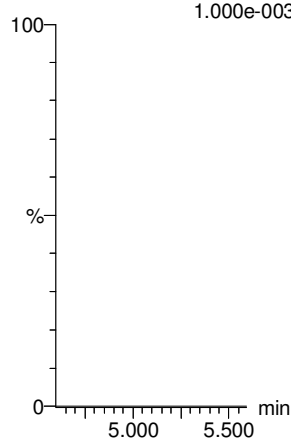
13C8-PFOS

F34:MRM of 1 channel,ES-
507.0 > 79.9
1.000e-003



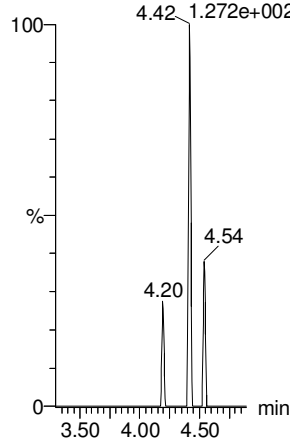
13C2-PFDA

F37:MRM of 1 channel,ES-
515.1 > 469.9
1.000e-003



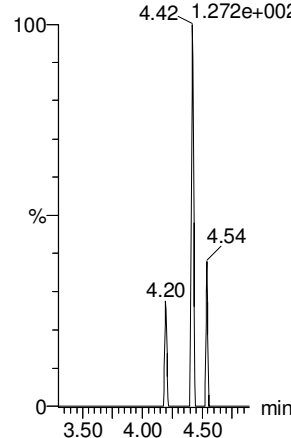
13C2-PFOA

F21:MRM of 1 channel,ES-
414.9 > 369.7
4.42 1.272e+002



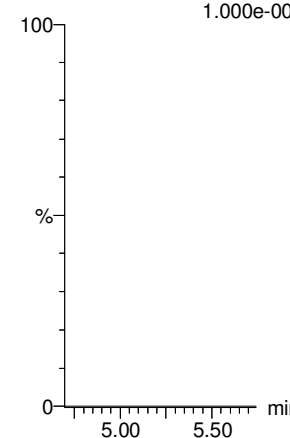
13C2-PFOA

F21:MRM of 1 channel,ES-
414.9 > 369.7
4.42 1.272e+002



d3-N-MeFOSAA

F49:MRM of 1 channel,ES-
573.3 > 419
1.000e-003



Dataset: Untitled

Last Altered: Saturday, March 03, 2018 05:33:33 Pacific Standard Time

Printed: Saturday, March 03, 2018 05:33:41 Pacific Standard Time

Name: 180301M1_12, Date: 02-Mar-2018, Time: 02:46:32, ID: IPA, Description: IPA

N-EtFOSAA

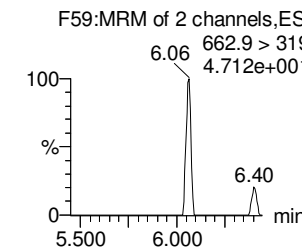
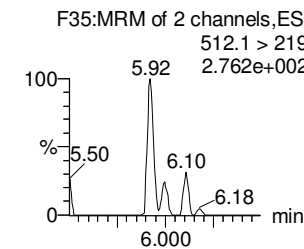
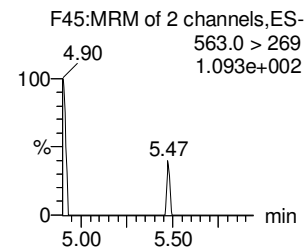
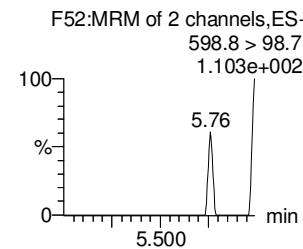
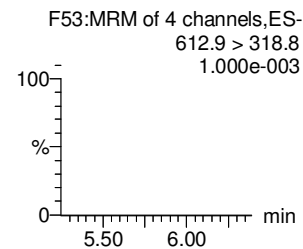
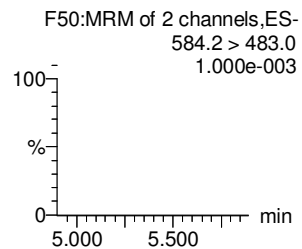
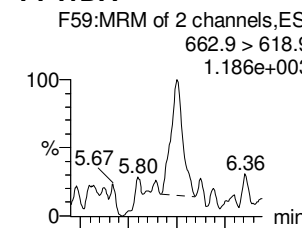
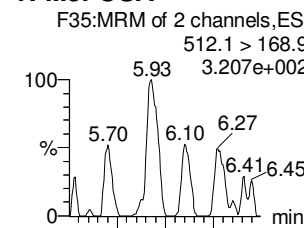
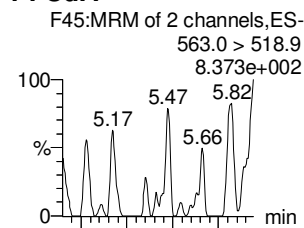
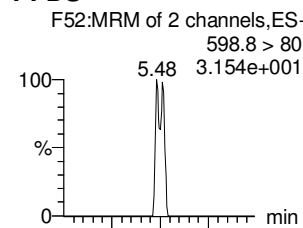
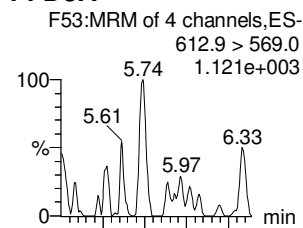
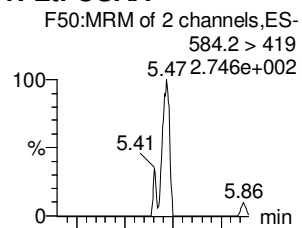
PFDoA

PFDS

PFUdA

N-MeFOSA

PFTrDA



d5-N-EtFOSAA

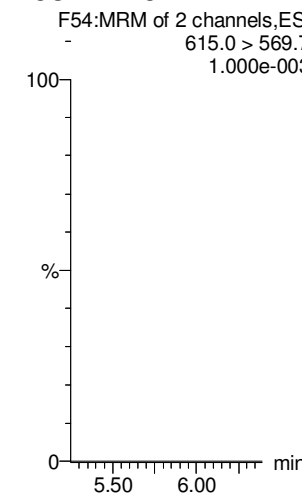
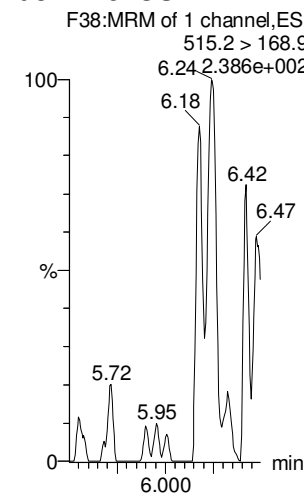
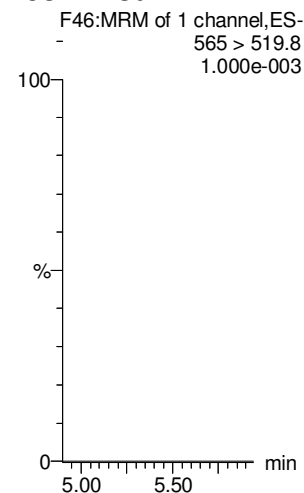
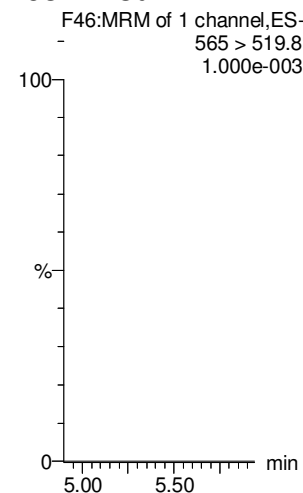
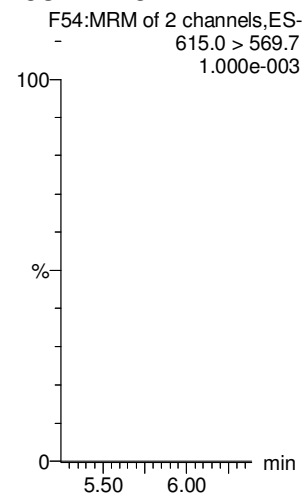
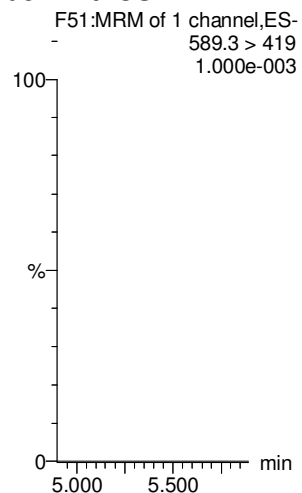
13C2-PFDoA

13C2-PFUdA

13C2-PFUdA

d3-N-MeFOSA

13C2-PFDoA



Dataset: Untitled

Last Altered: Saturday, March 03, 2018 05:33:33 Pacific Standard Time

Printed: Saturday, March 03, 2018 05:33:41 Pacific Standard Time

Name: 180301M1_12, Date: 02-Mar-2018, Time: 02:46:32, ID: IPA, Description: IPA

PFTeDA

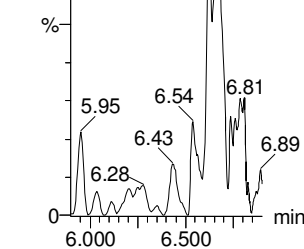
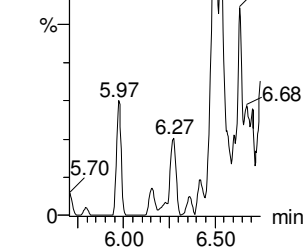
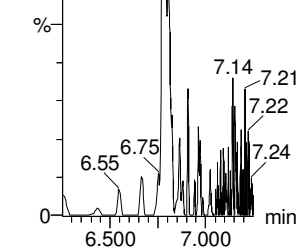
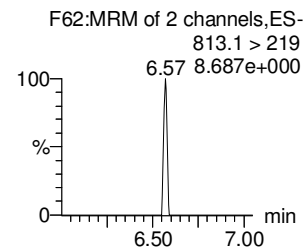
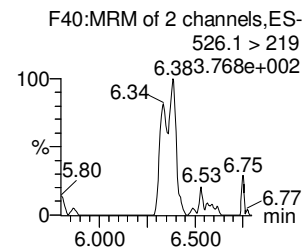
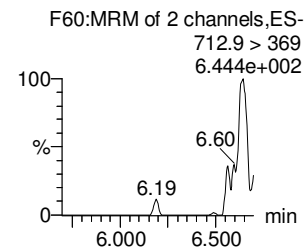
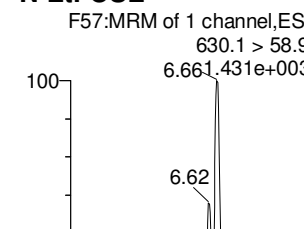
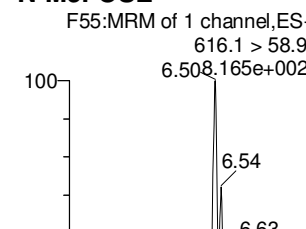
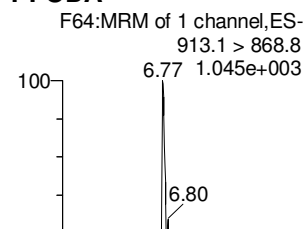
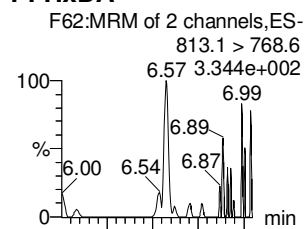
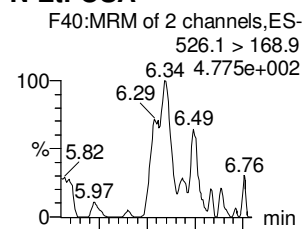
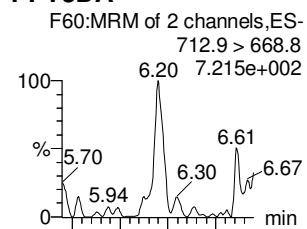
N-EtFOSA

PFHxDA

PFODA

N-MeFOSE

N-EtFOSE



13C2-PFTeDA

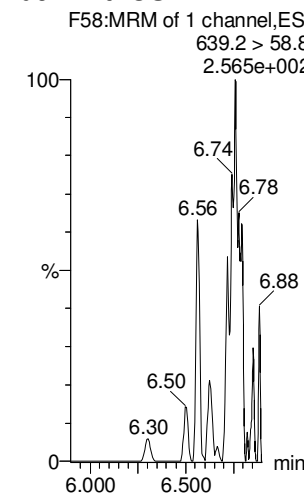
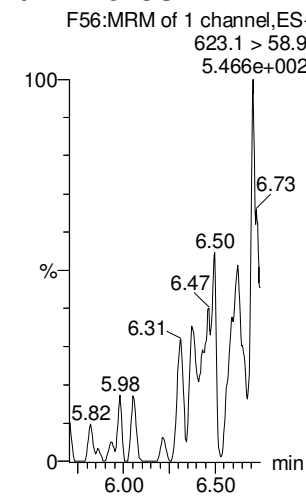
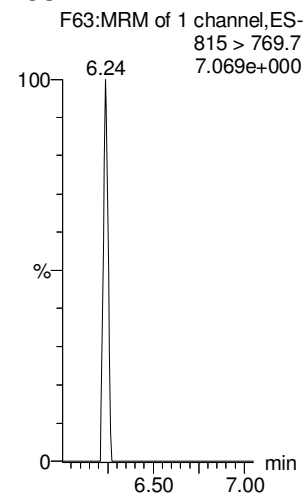
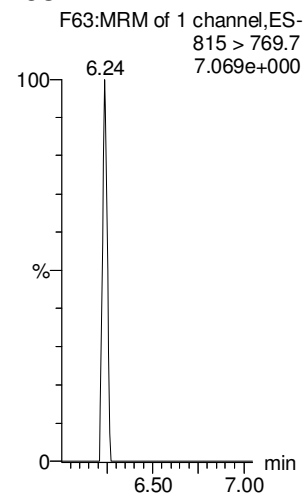
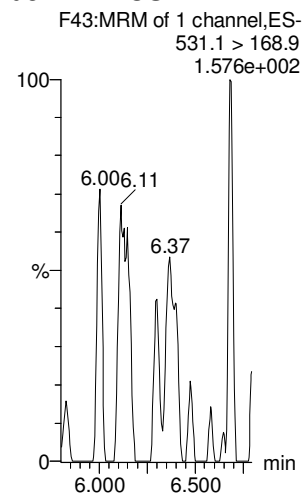
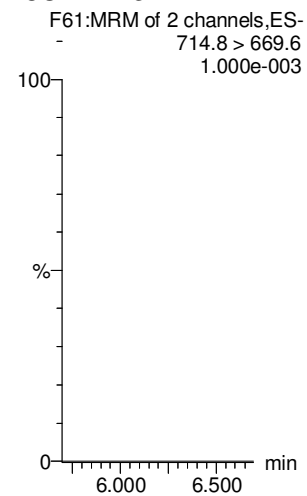
d5-N-ETFOSA

13C2-PFHxDA

13C2-PFHxDA

d7-N-MeFOSE

d9-N-EtFOSE



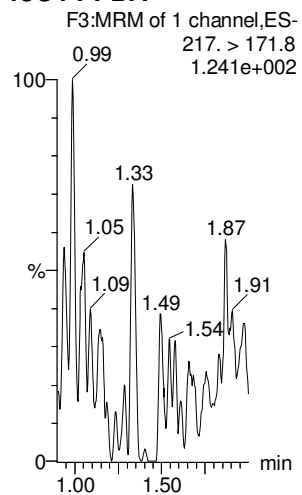
Dataset: Untitled

Last Altered: Saturday, March 03, 2018 05:33:33 Pacific Standard Time

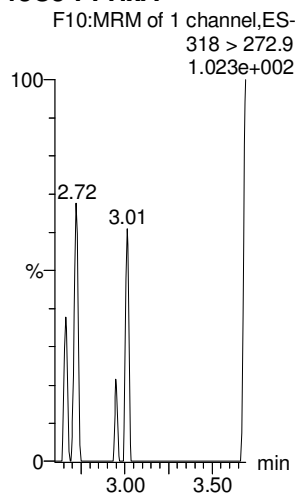
Printed: Saturday, March 03, 2018 05:33:41 Pacific Standard Time

Name: 180301M1_12, Date: 02-Mar-2018, Time: 02:46:32, ID: IPA, Description: IPA

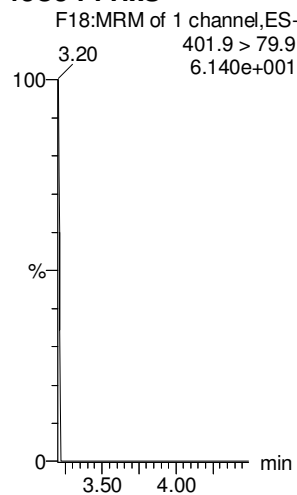
13C4-PFBA



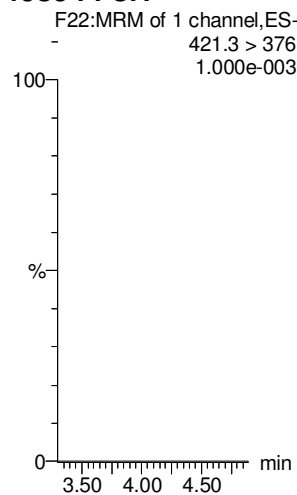
13C5-PFHxA



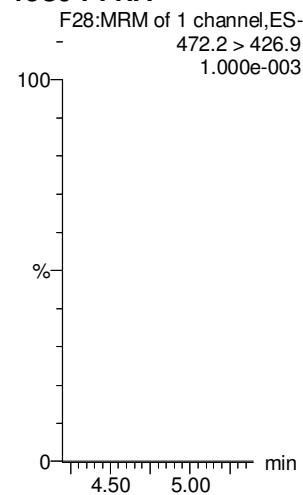
13C3-PFHxS



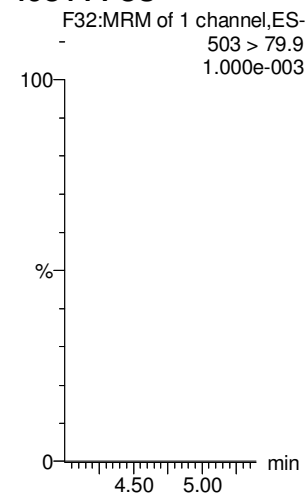
13C8-PFOA



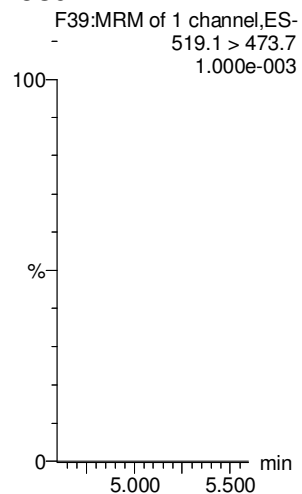
13C9-PFNA



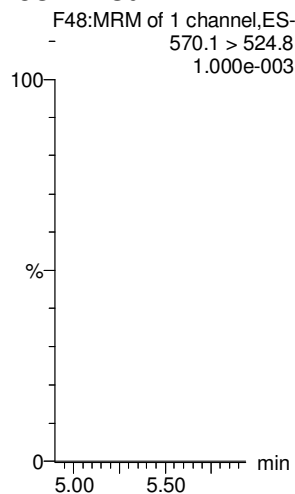
13C4-PFOS



13C6-PFDA



13C7-PFUdA



LC Calibration Standards Review Checklist Q4

Calibration ID:	ION Ratio	Concentration	C-Cals Name	Sign Date	Correct I-Cal	Manual Integrations	
ST180301M1-11 LMH	<input checked="" type="checkbox"/>	<input checked="" type="checkbox"/>	<input checked="" type="checkbox"/>	<input checked="" type="checkbox"/>	<input checked="" type="checkbox"/>	<input checked="" type="checkbox"/>	<input checked="" type="checkbox"/>
-12 LMH	<input type="checkbox"/>	<input checked="" type="checkbox"/>	<input checked="" type="checkbox"/>	<input checked="" type="checkbox"/>	<input checked="" type="checkbox"/>	<input checked="" type="checkbox"/>	<input type="checkbox"/>
-13 LMH	<input type="checkbox"/>	<input checked="" type="checkbox"/>	<input checked="" type="checkbox"/>	<input checked="" type="checkbox"/>	<input checked="" type="checkbox"/>	<input checked="" type="checkbox"/>	<input type="checkbox"/>
-14 LMH	<input type="checkbox"/>	<input checked="" type="checkbox"/>	<input checked="" type="checkbox"/>	<input checked="" type="checkbox"/>	<input checked="" type="checkbox"/>	<input checked="" type="checkbox"/>	<input type="checkbox"/>
-15 LMH	<input type="checkbox"/>	<input checked="" type="checkbox"/>	<input checked="" type="checkbox"/>	<input checked="" type="checkbox"/>	<input checked="" type="checkbox"/>	<input checked="" type="checkbox"/>	<input type="checkbox"/>
-16 LMH	<input checked="" type="checkbox"/>	<input checked="" type="checkbox"/>	<input checked="" type="checkbox"/>	<input checked="" type="checkbox"/>	<input checked="" type="checkbox"/>	<input checked="" type="checkbox"/>	<input checked="" type="checkbox"/>
LMH	<input type="checkbox"/>	<input type="checkbox"/>	<input type="checkbox"/>	<input type="checkbox"/>	<input type="checkbox"/>	<input type="checkbox"/>	<input type="checkbox"/>
LMH	<input type="checkbox"/>	<input type="checkbox"/>	<input type="checkbox"/>	<input type="checkbox"/>	<input type="checkbox"/>	<input type="checkbox"/>	<input type="checkbox"/>
LMH	<input type="checkbox"/>	<input type="checkbox"/>	<input type="checkbox"/>	<input type="checkbox"/>	<input type="checkbox"/>	<input type="checkbox"/>	<input type="checkbox"/>
LMH	<input type="checkbox"/>	<input type="checkbox"/>	<input type="checkbox"/>	<input type="checkbox"/>	<input type="checkbox"/>	<input type="checkbox"/>	<input type="checkbox"/>

Full Mass Cal. Date: 12/27/17

- Run Log Present:
- # of Samples per Sequence Checked:
- Instrument Blank Saved
- IIS Area Saved
- Reviewed By: MJT 3/5/18
Initials/Date

Comments:
 (A) PFHXS < 70%, PFDSA > 130%.
 (B) W2FTS > 130%.

Dataset: F:\Projects\PFAS.PRO\Results\180301M1\180301M1-35.qld

Last Altered: Monday, March 05, 2018 08:57:22 Pacific Standard Time

Printed: Monday, March 05, 2018 08:57:34 Pacific Standard Time

Method: F:\Projects\PFAS.PRO\MethDB\PFAS_FULL_80C_022718.mdb 28 Feb 2018 13:19:45

Calibration: F:\Projects\PFAS.PRO\CurveDB\C18_VAL-PFAS_Q4_03-01-18-FULL.cdb 05 Mar 2018 08:17:35

MTT
3/5/18

Name: 180301M1_35, Date: 02-Mar-2018, Time: 07:10:14, ID: ST180301M1-11 PFC CS3 18B2317, Description: PFC CS3 18B2317

#	Name	Trace	Area	IS Area	RRF	Pred.RT	RT	y Axis Resp.	Conc.	%Rec	Recovery	Out
1	1 PFBA	213.0 > 168.8	6.27e3	6.85e3		1.46	1.45	11.4	9.43	94.3		NO
2	2 PFPeA	263.1 > 218.9	1.01e4	1.29e4		2.31	2.42	9.82	9.76	97.6		NO
3	3 PFBS	299.0 > 79.7	2.41e3	1.67e3		2.60	2.69	18.1	10.1	100.8		NO
4	4 4:2 FTS	327.2>307.2	1.92e3	1.67e3		3.00	3.09	14.4	10.4	103.7		NO
5	5 PFHxA	313.2 > 268.9	1.25e4	3.97e3		3.19	3.18	15.8	10.2	102.5		NO
6	6 PFPeS	349.1>80.1	2.72e3	1.67e3		3.39	3.38	20.4	10.4	104.2		NO
7	7 PFHpA	363.0 > 318.9	9.59e3	9.38e3		3.81	3.80	12.8	9.36	93.6		NO
8	8 L-PFHxS	398.9 > 79.6	1.65e3	1.18e3		4.17	3.95	17.4	10.4	103.6		NO
9	10 6:2 FTS	427.1 > 407	2.27e3	1.61e4		4.28	4.27	1.76	9.66	96.6		NO
10	11 L-PFOA	413 > 368.7	1.23e4	1.61e4		4.40	4.32	9.57	9.81	98.1		NO
11	13 PFHpS	449 > 80.0	2.96e3	1.61e4		4.44	4.44	2.30	9.74	97.4		NO
12	14 PFNA	463.0 > 418.8	1.37e4	1.18e4		4.76	4.76	14.6	10.2	102.4		NO
13	15 PFOSA	498.1 > 77.8	2.73e3	3.53e3		4.83	4.83	9.69	9.09	90.9		NO
14	16 L-PFOS	499 > 79.9	2.95e3	3.63e3		4.90	4.84	10.2	9.17	91.7		NO
15	18 PFDA	513 > 468.8	1.26e4	1.39e4		5.14	5.14	11.4	7.69	76.9		NO
16	19 8:2 FTS	527 > 506.9	2.95e3	1.61e4		5.12	5.11	2.30	10.9	108.8		NO
17	20 PFNS	549.1>80.1	2.38e3	3.63e3		5.08	5.21	8.20	8.85	88.5		NO
18	21 N-MeFOSAA	570.1 > 419	7.24e3	5.24e3		5.29	5.29	17.3	11.7	116.9		NO
19	22 N-EtFOSAA	584.2 > 419	5.63e3	6.68e3		5.45	5.45	10.5	10.9	108.9		NO
20	23 PFuDA	563.0 > 518.9	1.17e4	1.52e4		5.46	5.47	9.64	9.14	91.4		NO
21	24 PFDS	598.8 > 80	3.18e3	1.52e4		5.51	5.51	2.61	9.27	92.7		NO
22	25 PFDoA	612.9 > 569.0	1.42e4	1.22e4		5.74	5.75	14.6	10.9	109.1		NO
23	26 N-MeFOSA	512.1 > 168.9	7.48e3	2.03e4		5.84	5.97	55.3	55.1	110.3		NO
24	27 PFTrDA	662.9 > 618.9	1.27e4	1.22e4		5.98	6.00	13.0	8.58	85.8		NO
25	28 PFTeDA	712.9 > 668.8	1.13e4	5.68e3		6.20	6.22	24.8	9.13	91.3		NO
26	29 N-EtFOSA	526.1 > 168.9	9.92e3	3.27e4		6.22	6.38	45.5	51.1	102.2		NO
27	30 PFHxDA	813.1 > 768.6	5.44e3	4.22e3		6.51	6.56	6.44	9.73	97.3		NO
28	31 PFOA	913.1 > 868.8	7.22e3	4.22e3		6.74	6.79	8.55	11.1	111.0		NO
29	32 N-MeFOSE	616.1 > 58.9	8.88e3	2.54e4		6.31	6.52	52.5	51.9	103.8		NO
30	33 N-EtFOSE	630.1 > 58.9	9.60e3	2.78e4		6.45	6.66	51.8	43.4	86.8		NO
31	34 13C3-PFBA	216.1 > 171.8	6.85e3	7.31e3	0.895	1.46	1.45	11.7	13.1	104.7		NO

Am
3/5/18

Dataset: F:\Projects\PFAS.PRO\Results\180301M1\180301M1-35.qld

Last Altered: Monday, March 05, 2018 08:57:22 Pacific Standard Time

Printed: Monday, March 05, 2018 08:57:34 Pacific Standard Time

Name: 180301M1_35, Date: 02-Mar-2018, Time: 07:10:14, ID: ST180301M1-11 PFC CS3 18B2317, Description: PFC CS3 18B2317

#	Name	Trace	Area	IS Area	RRF	Pred.RT	RT	y Axis Resp.	Conc.	%Rec	Recovery	Out
32	35	13C3-PFPeA	266. > 221.8	1.29e4	1.43e4	0.983	2.42	2.42	11.2	11.4	91.2	NO
33	36	13C3-PFBS	302. > 98.8	1.67e3	1.43e4	0.125	2.69	2.69	1.45	11.6	93.0	NO
34	37	13C2-PFHxA	315 > 269.8	3.97e3	1.43e4	0.722	3.19	3.18	3.46	4.79	95.7	NO
35	38	13C4-PFHpA	367.2 > 321.8	9.38e3	1.43e4	0.687	3.81	3.80	8.17	11.9	95.2	NO
36	39	18O2-PFHxS	403.0 > 102.6	1.18e3	3.02e3	0.367	3.96	3.95	4.89	13.3	106.5	NO
37	40	13C2-PFOA	414.9 > 369.7	1.61e4	1.06e4	1.260	4.33	4.33	19.0	15.0	120.3	NO
38	41	13C5-PFNA	468.2 > 422.9	1.18e4	1.11e4	0.959	4.76	4.77	13.3	13.8	110.6	NO
39	42	13C8-PFOSA	506.1 > 77.7	3.53e3	1.50e4	0.229	4.83	4.83	2.93	12.8	102.5	NO
40	43	13C8-PFOS	507.0 > 79.9	3.63e3	3.29e3	1.053	4.84	4.84	13.8	13.1	104.8	NO
41	44	13C2-PFDA	515.1 > 469.9	1.39e4	1.44e4	0.977	5.14	5.14	12.1	12.3	98.7	NO
42	45	d3-N-MeFOSAA	573.3 > 419	5.24e3	1.50e4	0.384	5.29	5.29	4.36	11.3	90.7	NO
43	46	d5-N-EiFOSAA	589.3 > 419	6.68e3	1.50e4	0.403	5.45	5.45	5.55	13.8	110.4	NO
44	47	13C2-PFUdA	565 > 519.8	1.52e4	1.50e4	1.019	5.46	5.47	12.7	12.4	99.4	NO
45	48	13C2-PFDoA	615.0 > 569.7	1.22e4	1.50e4	0.908	5.74	5.75	10.1	11.2	89.3	NO
46	49	d3-N-MeFOSA	515.2 > 168.9	2.03e4	1.50e4	0.117	5.84	5.99	16.9	144	95.8	NO
47	50	13C2-PFTeDA	714.8 > 669.6	5.68e3	1.50e4	0.414	6.20	6.22	4.73	11.4	91.4	NO
48	51	d5-N-ETFOSA	531.1 > 168.9	3.27e4	1.50e4	0.181	6.22	6.39	27.2	150	100.2	NO
49	52	13C2-PFHxDA	815 > 769.7	4.22e3	1.50e4	0.782	6.51	6.56	3.51	4.49	89.8	NO
50	53	d7-N-MeFOSE	623.1 > 58.9	2.54e4	1.50e4	0.172	6.31	6.51	21.1	123	81.9	NO
51	54	d9-N-EiFOSE	639.2 > 58.8	2.78e4	1.50e4	0.146	6.45	6.65	23.1	158	105.2	NO
52	55	13C4-PFBA	217. > 171.8	7.31e3	7.31e3	1.000	1.46	1.45	12.5	12.5	100.0	NO
53	56	13C5-PFHxA	318 > 272.9	1.43e4	1.43e4	1.000	3.19	3.18	12.5	12.5	100.0	NO
54	57	13C3-PFHxS	401.9 > 79.9	3.02e3	3.02e3	1.000	3.96	3.95	12.5	12.5	100.0	NO
55	58	13C8-PFOA	421.3 > 376	1.06e4	1.06e4	1.000	4.33	4.33	12.5	12.5	100.0	NO
56	59	13C9-PFNA	472.2 > 426.9	1.11e4	1.11e4	1.000	4.70	4.76	12.5	12.5	100.0	NO
57	60	13C4-PFOS	503 > 79.9	3.29e3	3.29e3	1.000	4.84	4.84	12.5	12.5	100.0	NO
58	61	13C6-PFDA	519.1 > 473.7	1.44e4	1.44e4	1.000	5.14	5.14	12.5	12.5	100.0	NO
59	62	13C7-PFUdA	570.1 > 524.8	1.50e4	1.50e4	1.000	5.46	5.47	12.5	12.5	100.0	NO

Vista Analytical Laboratory

Dataset: Untitled

Last Altered: Saturday, March 03, 2018 06:14:29 Pacific Standard Time

Printed: Saturday, March 03, 2018 06:14:58 Pacific Standard Time

Method: F:\Projects\PFAS.PRO\MethDB\PFAS_FULL_80C_022718.mdb 28 Feb 2018 13:19:45

Calibration: F:\Projects\PFAS.PRO\CurveDB\C18_VAL-PFAS_Q4_03-01-18-FULL.cdb 03 Mar 2018 05:24:54

Compound name: PFBA

	Name	ID	Acq.Date	Acq.Time
1	180301M1_2	ST180301M1-1 PFC CS-2 18B2312	02-Mar-18	00:51:52
2	180301M1_3	ST180301M1-2 PFC CS-1 18B2313	02-Mar-18	01:03:19
3	180301M1_4	ST180301M1-3 PFC CS0 18B2314	02-Mar-18	01:14:50 ✓
4	180301M1_5	ST180301M1-4 PFC CS1 18B2315	02-Mar-18	01:26:16
5	180301M1_6	ST180301M1-5 PFC CS2 18B2316	02-Mar-18	01:37:43
6	180301M1_7	ST180301M1-6 PFC CS3 18B2317	02-Mar-18	01:49:10
7	180301M1_8	ST180301M1-7 PFC CS4 18B2318	02-Mar-18	02:00:37
8	180301M1_9	ST180301M1-8 PFC CS5 18B2319	02-Mar-18	02:12:06
9	180301M1_10	ST180301M1-9 PFC CS6 18B2320	02-Mar-18	02:23:33
10	180301M1_11	ST180301M1-10 PFC CS7 18B2321	02-Mar-18	02:35:03
11	180301M1_12	IPA	02-Mar-18	02:46:32
12	180301M1_13	ICV180301M1-1 PFC ICV 18B2311	02-Mar-18	02:58:02 ✓
13	180301M1_14	IPA	02-Mar-18	03:09:32
14	180301M1_15	1800342-20 WI-AF-MW-200-0218 0.11976	02-Mar-18	03:21:00
15	180301M1_16	1800327-07 OF-FB44-0218 0.12118	02-Mar-18	03:32:29
16	180301M1_17	1800327-08 OF-RW59-0218 0.1103	02-Mar-18	03:43:58
17	180301M1_18	1800327-09 OF-FB59-0218 0.11633	02-Mar-18	03:55:25
18	180301M1_19	1800327-10 OF-RW03-0218 0.11147	02-Mar-18	04:06:52
19	180301M1_20	1800327-11 OF-FB03-0218 0.11762	02-Mar-18	04:18:19
20	180301M1_21	1800327-12 OF-RW37-0218 0.11621	02-Mar-18	04:29:45
21	180301M1_22	1800327-13 OF-FB37-0218 0.11665	02-Mar-18	04:41:15
22	180301M1_23	B8B0131-BS1 OPR 0.125	02-Mar-18	04:52:36
23	180301M1_24	B8B0131-BLK1 Method Blank 0.125	02-Mar-18	05:04:03
24	180301M1_25	B8B0131-MS1 Matrix Spike 0.12126	02-Mar-18	05:15:33
25	180301M1_26	B8B0131-MSD1 Matrix Spike Dup 0.11914	02-Mar-18	05:27:03
26	180301M1_27	1800329-01 OF-RW59-INF01-0218 0.11462	02-Mar-18	05:38:31
27	180301M1_28	1800329-02 OF-RW59-INF01P-0218 0.11789	02-Mar-18	05:50:02
28	180301M1_29	1800329-03 OF-RW59-MID01-0218 0.11984	02-Mar-18	06:01:31
29	180301M1_30	1800329-04 OF-RW59-EFF01-0218 0.1216	02-Mar-18	06:13:01
30	180301M1_31	1800329-05 OF-RW59-FB01-0218 0.11314	02-Mar-18	06:24:29
31	180301M1_32	1800329-06 OF-RW08-INF01-0218 0.12179	02-Mar-18	06:35:56

Vista Analytical Laboratory

Dataset: Untitled

Last Altered: Saturday, March 03, 2018 06:14:29 Pacific Standard Time

Printed: Saturday, March 03, 2018 06:14:58 Pacific Standard Time

Compound name: PFBA

	Name	ID	Acq Date	Acq Time
32	180301M1_33	1800329-07 OF-RW08-MID01-0218 0.10892	02-Mar-18	06:47:18
33	180301M1_34	IPA	02-Mar-18	06:58:45
34	180301M1_35	ST180301M1-11 PFC CS3 18B2317	02-Mar-18	07:10:14 ✓
35	180301M1_36	IPA	02-Mar-18	07:21:44
36	180301M1_37	1800329-08 OF-RW08-EFF01-0218 0.12262	02-Mar-18	07:33:13
37	180301M1_38	1800329-09 OF-RW08-FB01-0218 0.12173	02-Mar-18	07:44:43
38	180301M1_39	1800329-10 OF-RW63-INF01-0218 0.11237	02-Mar-18	07:56:13
39	180301M1_40	1800329-11 OF-RW63-MID01-0218 0.11515	02-Mar-18	08:07:43
40	180301M1_41	1800329-12 OF-RW63-EFF01-0218 0.12129	02-Mar-18	08:19:12
41	180301M1_42	1800329-13 OF-RW63-FB01-0218 0.12066	02-Mar-18	08:30:41
42	180301M1_43	1800329-14 OF-RW44-INF01-0218 0.11484	02-Mar-18	08:42:11
43	180301M1_44	1800329-15 OF-RW44-MID01-0218 0.12094	02-Mar-18	08:53:41
44	180301M1_45	1800329-16 OF-RW44-EFF01-0218 0.11743	02-Mar-18	09:05:10
45	180301M1_46	1800329-17 OF-RW44-FB01-0218 0.12155	02-Mar-18	09:16:31
46	180301M1_47	1800329-18 OF-RW42B-INF01-0218 0.11569	02-Mar-18	09:27:58
47	180301M1_48	B8B0122-BS1 OPR 0.125	02-Mar-18	09:39:25
48	180301M1_49	B8B0122-BSD1 LCSD 0.125	02-Mar-18	09:50:55
49	180301M1_50	B8B0122-BLK1 Method Blank 0.125	02-Mar-18	10:02:24
50	180301M1_51	1800323-01 OF-RW83-0218 0.11418	02-Mar-18	10:13:54
51	180301M1_52	1800323-02 OF-FB83-0218 0.11591	02-Mar-18	10:25:24
52	180301M1_53	1800323-03 OF-RW38-0218 0.11407	02-Mar-18	10:36:53
53	180301M1_54	IPA	02-Mar-18	10:48:23
54	180301M1_55	ST180301M1-12 PFC CS3 18B2317	02-Mar-18	10:59:50
55	180301M1_56	IPA	02-Mar-18	11:11:20
56	180301M1_57	1800323-04 OF-FB38-0218 0.11688	02-Mar-18	11:22:49
57	180301M1_58	1800323-05 OF-RW43-0218 0.1084	02-Mar-18	11:34:19
58	180301M1_59	1800323-06 OF-FB43-0218 0.10942	02-Mar-18	11:45:48
59	180301M1_60	1800323-07 OF-RW08-0218 0.11646	02-Mar-18	11:57:18
60	180301M1_61	1800323-08 OF-FB08-0218 0.11707	02-Mar-18	12:08:45
61	180301M1_62	1800323-09 OF-RW16-0218 0.11565	02-Mar-18	12:20:15
62	180301M1_63	1800323-10 OF-FB16-0218 0.11729	02-Mar-18	12:31:44
63	180301M1_64	1800324-01 OF-RW63-0218 0.11462	02-Mar-18	12:43:14
64	180301M1_65	IPA	02-Mar-18	12:54:41
65	180301M1_66	ST180301M1-13 PFC CS0 18B2314	02-Mar-18	13:06:11 ✓

Dataset: Untitled

Last Altered: Saturday, March 03, 2018 06:14:29 Pacific Standard Time

Printed: Saturday, March 03, 2018 06:14:58 Pacific Standard Time

Compound name: PFBA

	Name	ID	Acq.Date	Acq.Time
66	180301M1_67	IPA	02-Mar-18	13:17:40
67	180301M1_68	1800324-02 OF-FB63-0218 0.11622	02-Mar-18	13:29:10
68	180301M1_69	1800324-03 OF-RW23-0218 0.11311	02-Mar-18	13:40:37
69	180301M1_70	1800324-04 OF-FB23-0218 0.11692	02-Mar-18	13:52:07
70	180301M1_71	1800324-05 OF-RW28-0218 0.11227	02-Mar-18	14:03:36
71	180301M1_72	1800324-06 OF-FB28-0218 0.11581	02-Mar-18	14:15:06
72	180301M1_73	1800324-07 OF-RW60-0218 0.11223	02-Mar-18	14:26:32
73	180301M1_74	1800324-08 OF-RW60P-0218 0.11541	02-Mar-18	14:38:02
74	180301M1_75	1800324-09 OF-FB60-0218 0.11817	02-Mar-18	14:49:29
75	180301M1_76	1800324-10 OF-RW42C-0218 0.11358	02-Mar-18	15:00:58
76	180301M1_77	B8B0068-BS1 OPR 0.25	02-Mar-18	15:12:27
77	180301M1_78	B8B0068-BLK1 Method Blank 0.25	02-Mar-18	15:23:58
78	180301M1_79	1800272-01 MtBE_7256 0.26427	02-Mar-18	15:35:24
79	180301M1_80	1800286-01 GW2125180205RAP 0.25961	02-Mar-18	15:46:54
80	180301M1_81	1800286-02 GW3135180206RAP 0.25631	02-Mar-18	15:58:21
81	180301M1_82	1800286-03 GW4044180206RAP 0.25699	02-Mar-18	16:09:50
82	180301M1_83	1800286-04 GW5054180206RAP 0.26906	02-Mar-18	16:21:19
83	180301M1_84	1800286-05 GW5963180207RAP 0.26219	02-Mar-18	16:32:46
84	180301M1_85	IPA	02-Mar-18	16:44:16
85	180301M1_86	ST180301M1-14 PFC CS3 18B2317	02-Mar-18	16:55:46
86	180301M1_87	IPA	02-Mar-18	17:07:16
87	180301M1_88	1800286-06 GW2024180207RAP 0.25995	02-Mar-18	17:18:45
88	180301M1_89	1800286-07 GW3034180207RAP 0.25817	02-Mar-18	17:30:14
89	180301M1_90	1800286-08 GW4145180207RAP 0.26371	02-Mar-18	17:41:43
90	180301M1_91	1800286-09 GW5054180208RAP 0.26011	02-Mar-18	17:53:13
91	180301M1_92	1800293-01 HS DW WELL 1-TAP 0.26085	02-Mar-18	18:04:42
92	180301M1_93	1800293-02 FB1802071025AB 0.26261	02-Mar-18	18:16:12
93	180301M1_94	1800293-03 HS DW WELL 2-TAP 0.25552	02-Mar-18	18:27:41
94	180301M1_95	1800293-04 HS DW WELL 12-TAP 0.26089	02-Mar-18	18:39:11
95	180301M1_96	1800293-05 HS DW WELL 12-TAP-DUP 0.25274	02-Mar-18	18:50:38
96	180301M1_97	1800293-06 HS BUS Garage Well-TAP 0.25645	02-Mar-18	19:02:05
97	180301M1_98	1800293-07 HS Maint. Barn Well-TAP 0.25599	02-Mar-18	19:13:32
98	180301M1_99	IPA	02-Mar-18	19:25:00
99	180301M1_100	ST180301M1-15 PFC CS3 18B2317	02-Mar-18	19:36:30

Dataset: Untitled

Last Altered: Saturday, March 03, 2018 06:14:29 Pacific Standard Time

Printed: Saturday, March 03, 2018 06:14:58 Pacific Standard Time

Compound name: PFBA

	Name	ID	Acq.Date	Acq.Time
100	180301M1_101	IPA	02-Mar-18	19:47:56
101	180301M1_102	1800293-08 Elementary School Well-TAP 0.261...	02-Mar-18	19:59:26
102	180301M1_103	B8B0072-BS1 OPR 1	02-Mar-18	20:10:55
103	180301M1_104	B8B0072-BLK1 Method Blank 1	02-Mar-18	20:22:16
104	180301M1_105	1800205-01 PFAS in Soil, 462, Soil 101 1.04	02-Mar-18	20:33:43
105	180301M1_106	IPA	02-Mar-18	20:45:10
106	180301M1_107	ST180301M1-16 PFC CS3 18B2317	02-Mar-18	20:56:40
107	180301M1_108	IPA	02-Mar-18	21:08:07

Dataset: F:\Projects\PFAS.PRO\Results\180301M1\180301M1-35.qld

Last Altered: Monday, March 05, 2018 08:57:22 Pacific Standard Time

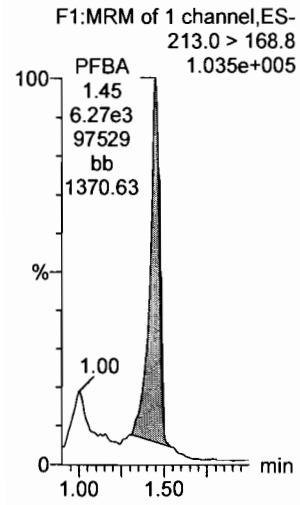
Printed: Monday, March 05, 2018 08:57:34 Pacific Standard Time

Method: F:\Projects\PFAS.PRO\MethDB\PFAS_FULL_80C_022718.mdb 28 Feb 2018 13:19:45

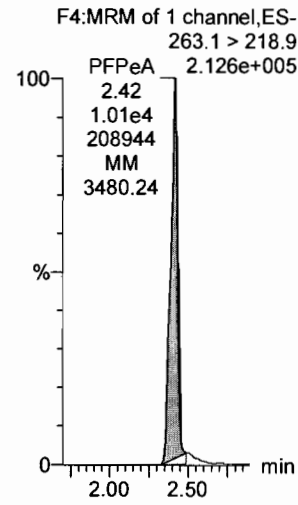
Calibration: F:\Projects\PFAS.PRO\CurveDB\C18_VAL-PFAS_Q4_03-01-18-FULL.cdb 05 Mar 2018 08:17:35

Name: 180301M1_35, Date: 02-Mar-2018, Time: 07:10:14, ID: ST180301M1-11 PFC CS3 18B2317, Description: PFC CS3 18B2317

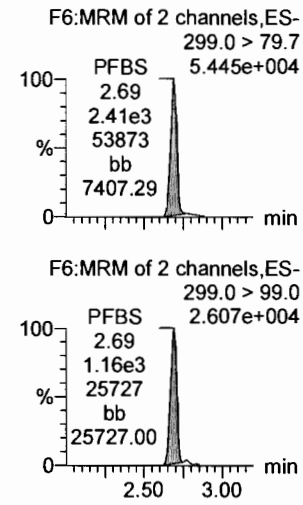
PFBA



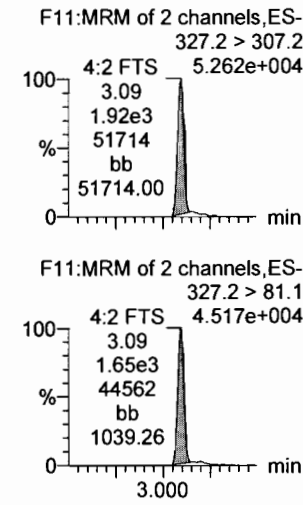
PFPeA




PFBS



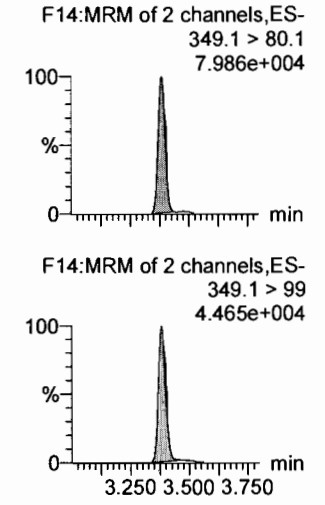
4:2 FTS



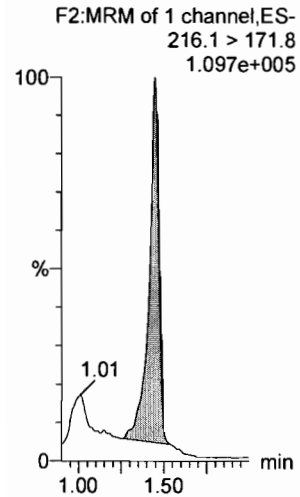
PFHxA



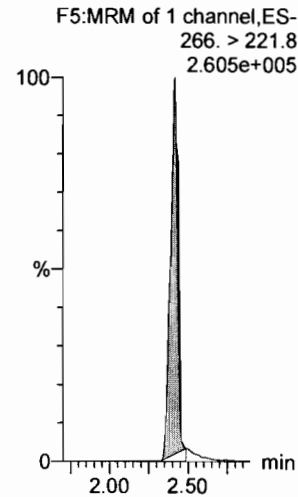
PFPeS



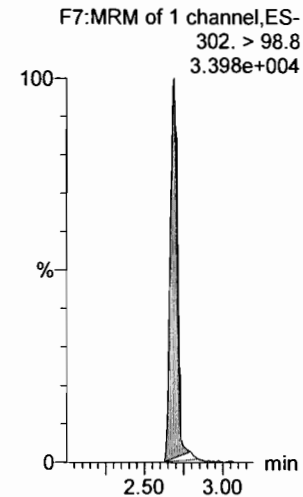
13C3-PFBA



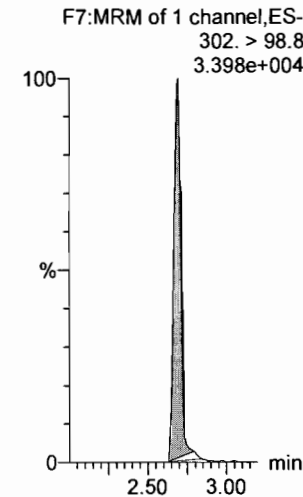
13C3-PFPeA



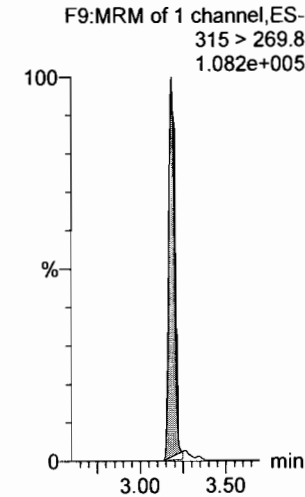
13C3-PFBS



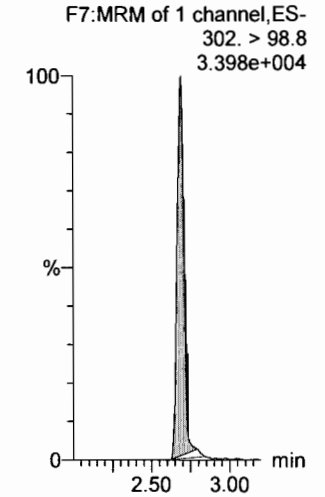
13C3-PFBS



13C2-PFHxA



13C3-PFBS



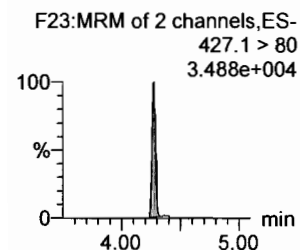
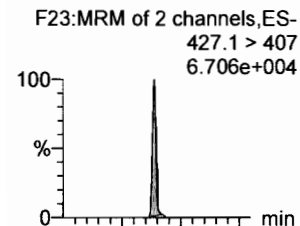
Dataset: F:\Projects\PFAS.PRO\Results\180301M1\180301M1-35.qld

Last Altered: Monday, March 05, 2018 08:57:22 Pacific Standard Time

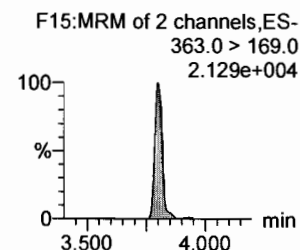
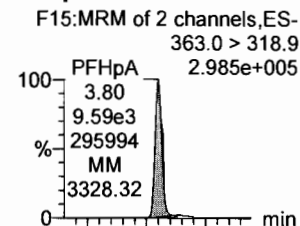
Printed: Monday, March 05, 2018 08:57:34 Pacific Standard Time

Name: 180301M1_35, Date: 02-Mar-2018, Time: 07:10:14, ID: ST180301M1-11 PFC CS3 18B2317, Description: PFC CS3 18B2317

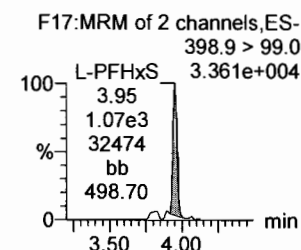
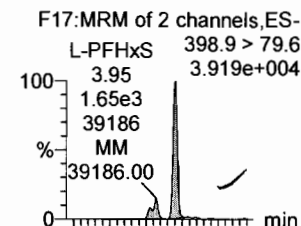
6:2 FTS



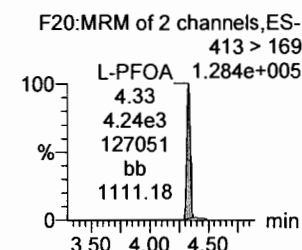
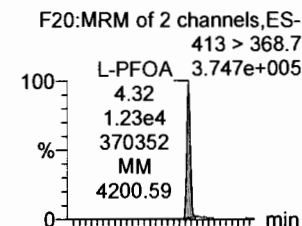
PFHpA



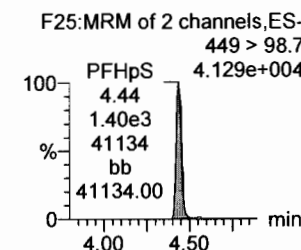
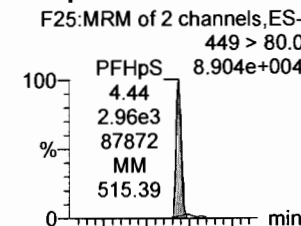
L-PFHxS



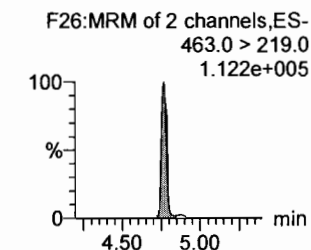
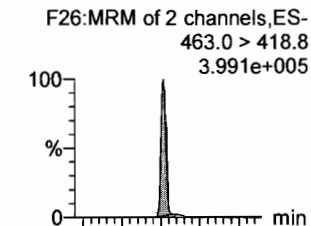
L-PFOA



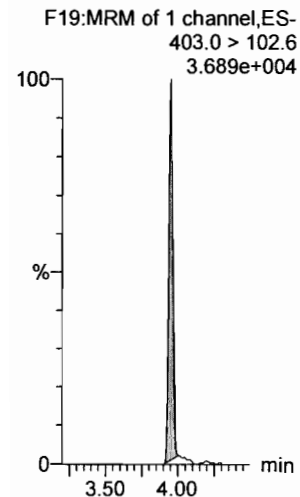
PFHpS



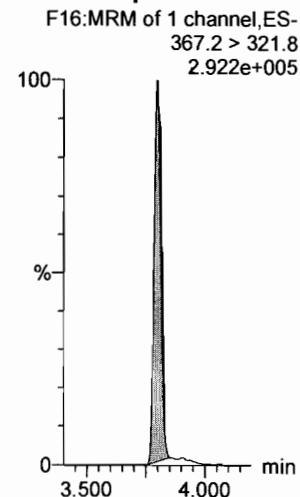
PFNA



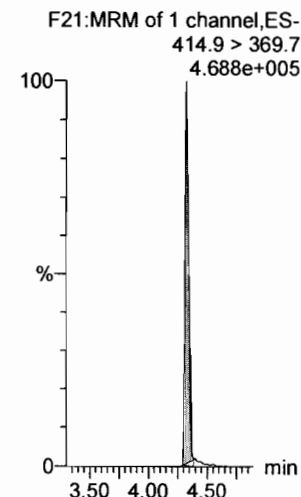
18O2-PFHxS



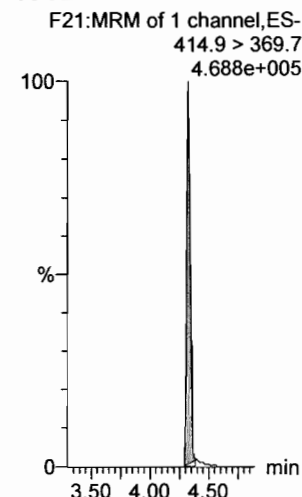
13C4-PFHpA



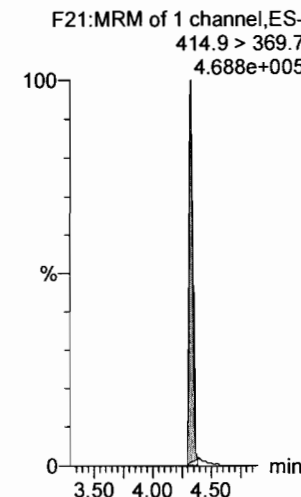
13C2-PFOA



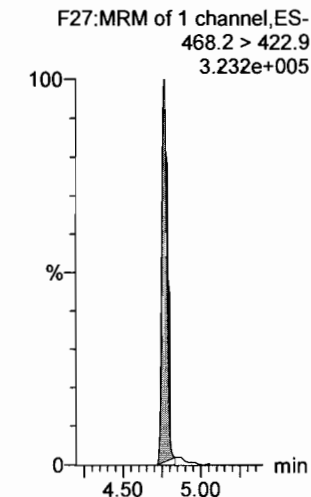
13C2-PFOA



13C2-PFOA



13C5-PFNA



Dataset: F:\Projects\PFAS.PRO\Results\180301M1\180301M1-35.qld

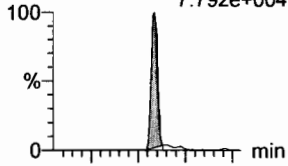
Last Altered: Monday, March 05, 2018 08:57:22 Pacific Standard Time

Printed: Monday, March 05, 2018 08:57:34 Pacific Standard Time

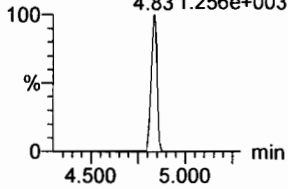
Name: 180301M1_35, Date: 02-Mar-2018, Time: 07:10:14, ID: ST180301M1-11 PFC CS3 18B2317, Description: PFC CS3 18B2317

PFOSA

F29:MRM of 4 channels,ES-
498.1 > 77.8
7.792e+004

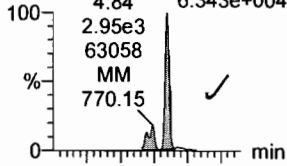


F29:MRM of 4 channels,ES-
498.1 > 478
4.83 1.256e+003

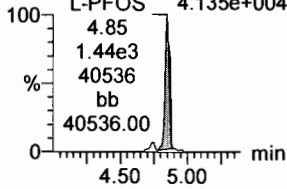


L-PFOS

F31:MRM of 2 channels,ES-
L-PFOS 499 > 79.9
4.84 6.343e+004
2.95e3
63058
MM
770.15

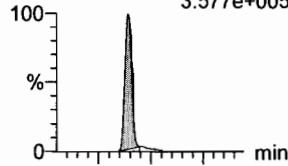


F31:MRM of 2 channels,ES-
L-PFOS 499 > 99
4.85 4.135e+004
1.44e3
40536
bb
40536.00

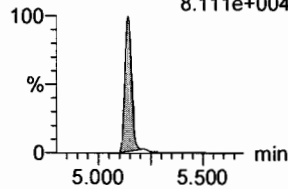


PFDA

F36:MRM of 2 channels,ES-
513 > 468.8
3.577e+005

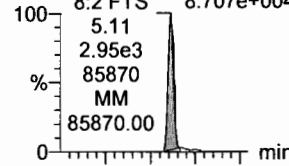


F36:MRM of 2 channels,ES-
513 > 219
8.111e+004

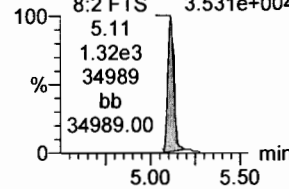


8:2 FTS

F41:MRM of 2 channels,ES-
527 > 506.9
8.707e+004
8:2 FTS
5.11
2.95e3
85870
MM
85870.00

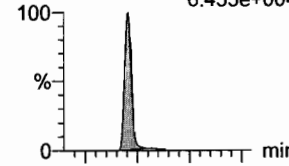


F41:MRM of 2 channels,ES-
527 > 80
3.531e+004
8:2 FTS
5.11
1.32e3
34989
bb
34989.00

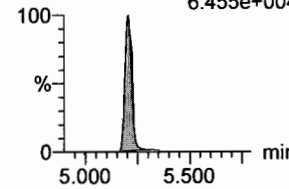


PFNS

F44:MRM of 2 channels,ES-
549.1 > 80.1
6.455e+004

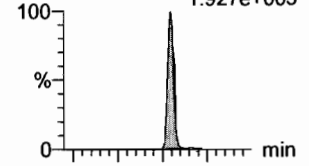


F44:MRM of 2 channels,ES-
549.1 > 80.1
6.455e+004

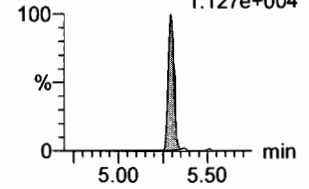


N-MeFOSAA

F47:MRM of 2 channels,ES-
570.1 > 419
1.927e+005

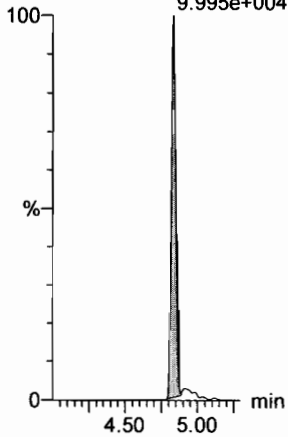


F47:MRM of 2 channels,ES-
570.1 > 483.0
1.127e+004



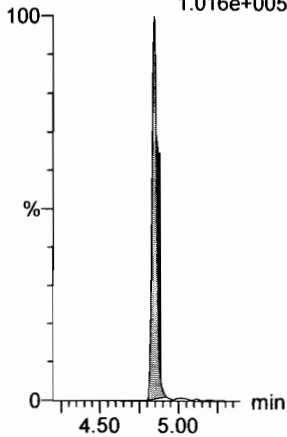
13C8-PFOSA

F33:MRM of 1 channel,ES-
506.1 > 77.7
9.995e+004



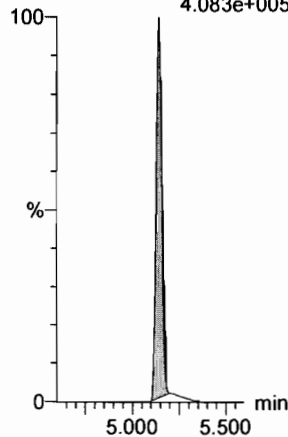
13C8-PFOS

F34:MRM of 1 channel,ES-
507.0 > 79.9
1.016e+005



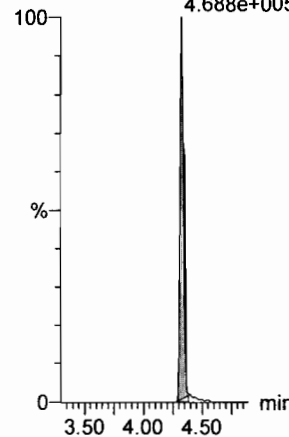
13C2-PFDA

F37:MRM of 1 channel,ES-
515.1 > 469.9
4.083e+005



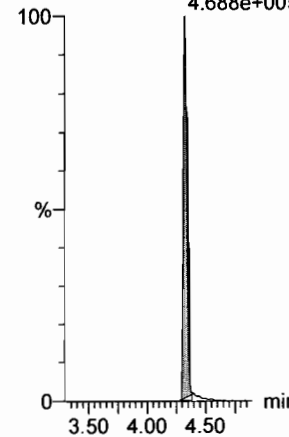
13C2-PFOA

F21:MRM of 1 channel,ES-
414.9 > 369.7
4.688e+005



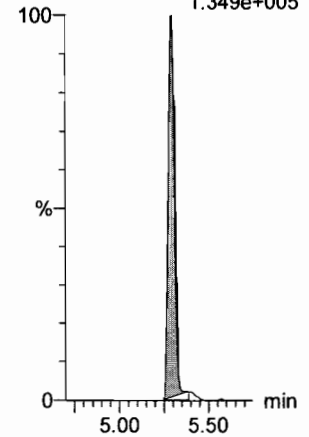
13C2-PFOA

F21:MRM of 1 channel,ES-
414.9 > 369.7
4.688e+005



d3-N-MeFOSAA

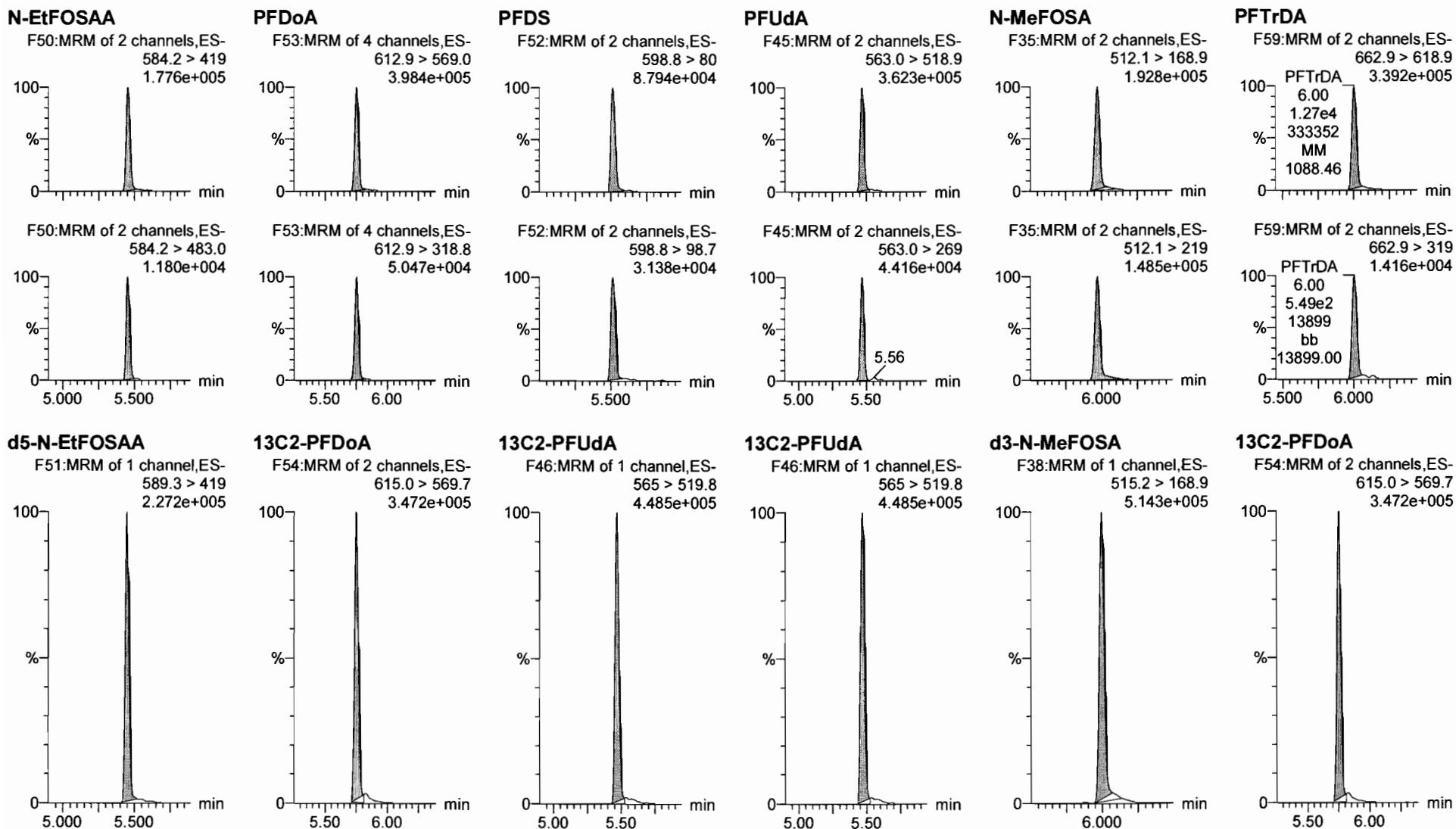
F49:MRM of 1 channel,ES-
573.3 > 419
1.349e+005



Dataset: F:\Projects\PFAS.PRO\Results\180301M1\180301M1-35.qld

Last Altered: Monday, March 05, 2018 08:57:22 Pacific Standard Time
Printed: Monday, March 05, 2018 08:57:34 Pacific Standard Time

Name: 180301M1_35, Date: 02-Mar-2018, Time: 07:10:14, ID: ST180301M1-11 PFC CS3 18B2317, Description: PFC CS3 18B2317

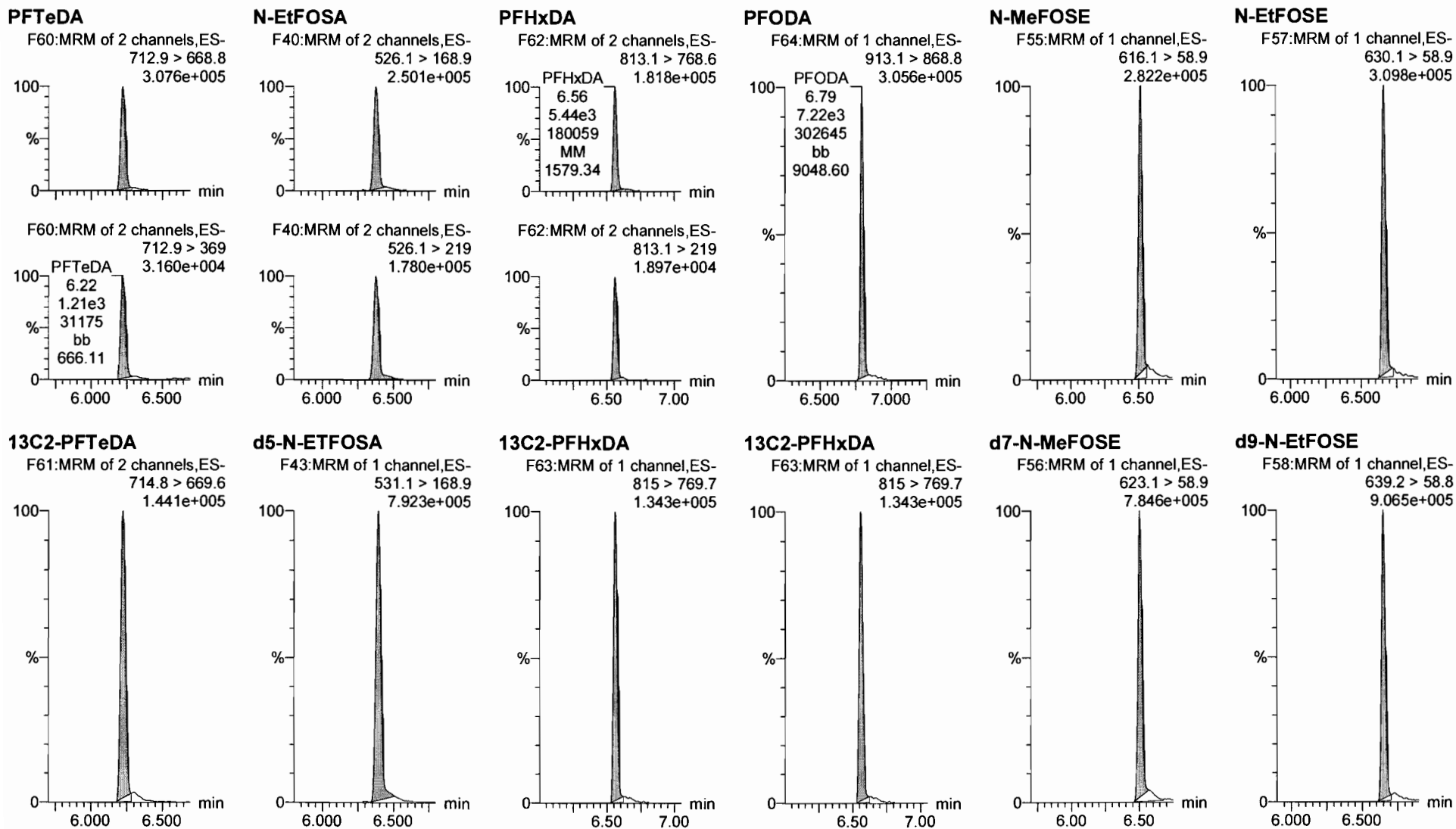


Dataset: F:\Projects\PFAS.PRO\Results\180301M1\180301M1-35.qld

Last Altered: Monday, March 05, 2018 08:57:22 Pacific Standard Time

Printed: Monday, March 05, 2018 08:57:34 Pacific Standard Time

Name: 180301M1_35, Date: 02-Mar-2018, Time: 07:10:14, ID: ST180301M1-11 PFC CS3 18B2317, Description: PFC CS3 18B2317

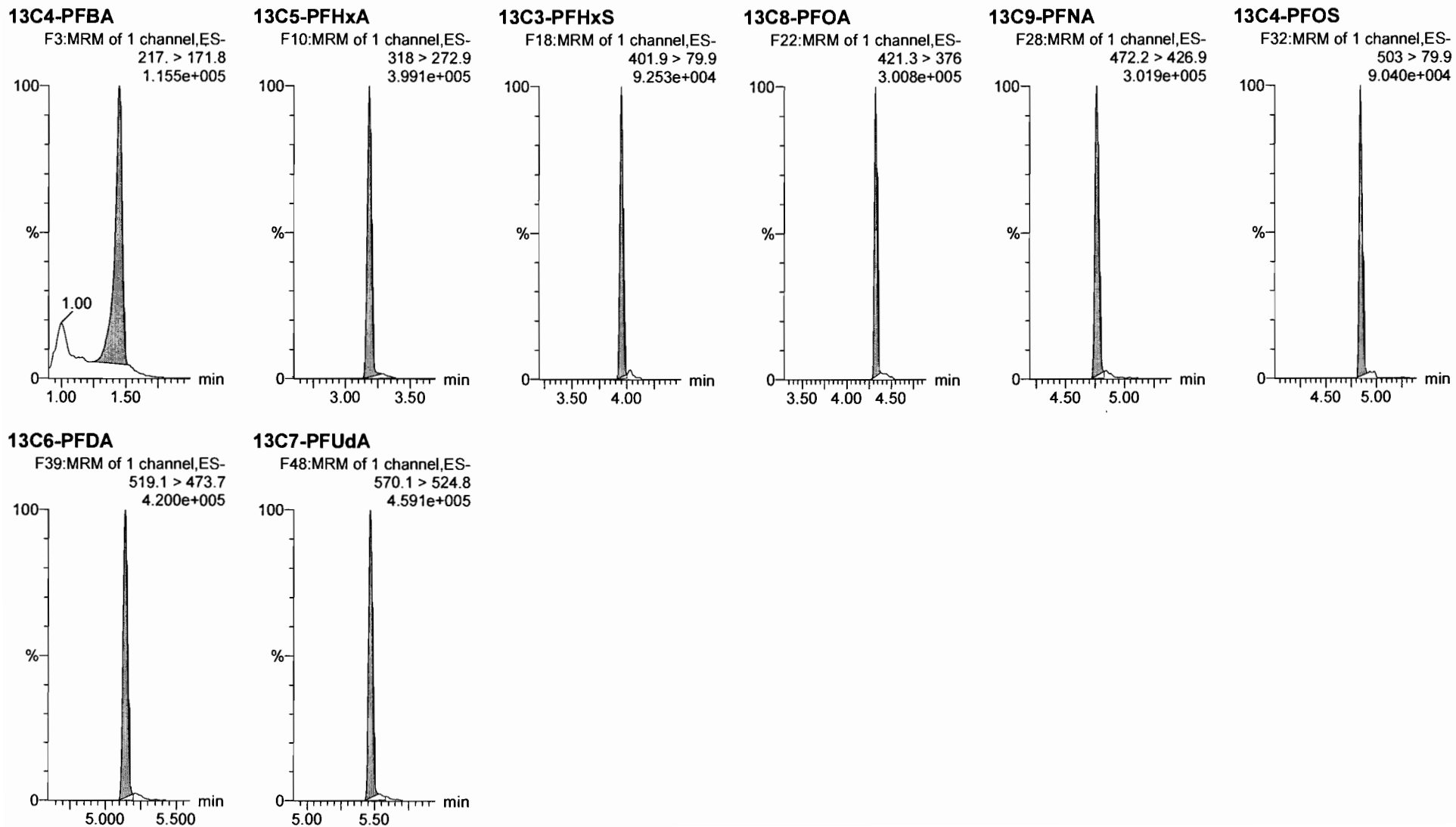


Dataset: F:\Projects\PFAS.PRO\Results\180301M1\180301M1-35.qld

Last Altered: Monday, March 05, 2018 08:57:22 Pacific Standard Time

Printed: Monday, March 05, 2018 08:57:34 Pacific Standard Time

Name: 180301M1_35, Date: 02-Mar-2018, Time: 07:10:14, ID: ST180301M1-11 PFC CS3 18B2317, Description: PFC CS3 18B2317



Dataset: F:\Projects\PFAS.PRO\Results\180301M1\180301M1-55.qld

Last Altered: Monday, March 05, 2018 09:05:48 Pacific Standard Time

Printed: Monday, March 05, 2018 09:05:59 Pacific Standard Time

Method: F:\Projects\PFAS.PRO\MethDB\PFAS_FULL_80C_022718.mdb 28 Feb 2018 13:19:45

Calibration: F:\Projects\PFAS.PRO\CurveDB\C18_VAL-PFAS_Q4_03-01-18-FULL.cdb 05 Mar 2018 08:17:35

*MT
3/5/18*

Name: 180301M1_55, Date: 02-Mar-2018, Time: 10:59:50, ID: ST180301M1-12 PFC CS3 18B2317, Description: PFC CS3 18B2317

#	Name	Trace	Area	IS Area	RRF	Pred.RT	RT	y Axis Resp.	Conc.	%Rec	Recovery	Out
1	1 PFBA	213.0 > 168.8	6.46e3	6.37e3		1.46	1.41	12.7	10.5	104.5		NO
2	2 PFPeA	263.1 > 218.9	9.97e3	1.21e4		2.31	2.38	10.3	10.2	102.4		NO
3	3 PFBS	299.0 > 79.7	2.41e3	1.65e3		2.60	2.66	18.3	10.2	101.7		NO
4	4 4:2 FTS	327.2>307.2	1.68e3	1.65e3		3.00	3.07	12.7	9.14	91.4		NO
5	5 PFHxA	313.2 > 268.9	1.23e4	3.57e3		3.19	3.16	17.2	11.2	111.7		NO
6	6 PFPeS	349.1>80.1	2.41e3	1.65e3		3.39	3.36	18.3	9.33	93.3		NO
7	7 PFHpA	363.0 > 318.9	9.96e3	9.74e3		3.81	3.78	12.8	9.35	93.5		NO
8	8 L-PFHxS	398.9 > 79.6	1.57e3	1.16e3		4.17	3.93	16.9	10.0	100.3		NO
9	10 6:2 FTS	427.1 > 407	2.44e3	1.35e4		4.28	4.25	2.26	12.4	124.4		NO
10	11 L-PFOA	413 > 368.7	1.06e4	1.35e4		4.40	4.31	9.79	10.0	100.3		NO
11	13 PFHpS	449 > 80.0	2.87e3	1.35e4		4.44	4.42	2.65	11.2	112.3		NO
12	14 PFNA	463.0 > 418.8	1.32e4	1.11e4		4.76	4.75	14.8	10.4	103.8		NO
13	15 PFOSA	498.1 > 77.8	2.80e3	3.45e3		4.83	4.82	10.1	9.49	94.9		NO
14	16 L-PFOS	499 > 79.9	3.10e3	3.21e3		4.90	4.84	12.1	10.9	109.3		NO
15	18 PFDA	513 > 468.8	1.38e4	1.21e4		5.14	5.13	14.3	9.62	96.2		NO
16	19 8:2 FTS	527 > 506.9	2.36e3	1.35e4		5.12	5.10	2.18	10.3	103.2		NO
17	20 PFNS	549.1>80.1	2.24e3	3.21e3		5.08	5.19	8.73	9.42	94.2		NO
18	21 N-MeFOSAA	570.1 > 419	6.23e3	5.30e3		5.29	5.29	14.7	9.96	99.6		NO
19	22 N-EiFOSAA	584.2 > 419	4.79e3	5.73e3		5.45	5.45	10.4	10.8	107.9		NO
20	23 PFUdA	563.0 > 518.9	1.19e4	1.54e4		5.46	5.46	9.68	9.19	91.9		NO
21	24 PFDS	598.8 > 80	3.03e3	1.54e4		5.51	5.51	2.46	8.73	87.3		NO
22	25 PFDoA	612.9 > 569.0	1.24e4	1.04e4		5.74	5.75	14.9	11.2	111.7		NO
23	26 N-MeFOSA	512.1 > 168.9	7.45e3	1.90e4		5.84	5.96	58.9	58.8	117.6		NO
24	27 PFTrDA	662.9 > 618.9	1.48e4	1.04e4		5.98	6.00	17.8	11.7	117.2		NO
25	28 PFTeDA	712.9 > 668.8	1.04e4	5.98e3		6.20	6.22	21.7	7.99	79.9		NO
26	29 N-EiFOSA	526.1 > 168.9	9.88e3	3.08e4		6.22	6.38	48.1	54.0	107.9		NO
27	30 PFHxDA	813.1 > 768.6	5.16e3	4.48e3		6.51	6.56	5.76	8.70	87.0		NO
28	31 PFODA	913.1 > 868.8	6.77e3	4.48e3		6.74	6.80	7.56	9.81	98.1		NO
29	32 N-MeFOSE	616.1 > 58.9	9.94e3	3.14e4		6.31	6.52	47.4	46.9	93.7		NO
30	33 N-EiFOSE	630.1 > 58.9	9.77e3	2.61e4		6.45	6.67	56.3	47.1	94.3		NO
31	34 13C3-PFBA	216.1 > 171.8	6.37e3	7.08e3	0.895	1.46	1.41	11.2	12.6	100.4		NO

*CM
3/5/18*

Dataset: F:\Projects\PFAS.PRO\Results\180301M1\180301M1-55.qld

Last Altered: Monday, March 05, 2018 09:05:48 Pacific Standard Time

Printed: Monday, March 05, 2018 09:05:59 Pacific Standard Time

Name: 180301M1_55, Date: 02-Mar-2018, Time: 10:59:50, ID: ST180301M1-12 PFC CS3 18B2317, Description: PFC CS3 18B2317

	# Name	Trace	Area	IS Area	RRF	Pred.RT	RT	y Axis Resp.	Conc.	%Rec	Recovery Out
32	35 13C3-PFPeA	266. > 221.8	1.21e4	1.27e4	0.983	2.42	2.39	11.9	12.1	96.6	NO
33	36 13C3-PFBS	302. > 98.8	1.65e3	1.27e4	0.125	2.69	2.66	1.62	12.9	103.5	NO
34	37 13C2-PFHxA	315 > 269.8	3.57e3	1.27e4	0.722	3.19	3.16	3.50	4.85	97.0	NO
35	38 13C4-PFHpA	367.2 > 321.8	9.74e3	1.27e4	0.687	3.81	3.78	9.55	13.9	111.2	NO
36	39 18O2-PFHxS	403.0 > 102.6	1.16e3	3.19e3	0.367	3.96	3.93	4.56	12.4	99.3	NO
37	40 13C2-PFOA	414.9 > 369.7	1.35e4	1.12e4	1.260	4.33	4.31	15.1	12.0	95.7	NO
38	41 13C5-PFNA	468.2 > 422.9	1.11e4	1.24e4	0.959	4.76	4.75	11.2	11.7	93.5	NO
39	42 13C8-PFOSA	506.1 > 77.7	3.45e3	1.50e4	0.229	4.83	4.82	2.89	12.6	100.8	NO
40	43 13C8-PFOS	507.0 > 79.9	3.21e3	3.19e3	1.053	4.84	4.84	12.5	11.9	95.3	NO
41	44 13C2-PFDA	515.1 > 469.9	1.21e4	1.38e4	0.977	5.14	5.13	10.9	11.1	89.1	NO
42	45 d3-N-MeFOSAA	573.3 > 419	5.30e3	1.50e4	0.384	5.29	5.28	4.43	11.5	92.2	NO
43	46 d5-N-EtFOSAA	589.3 > 419	5.73e3	1.50e4	0.403	5.45	5.44	4.79	11.9	95.2	NO
44	47 13C2-PFUdA	565 > 519.8	1.54e4	1.50e4	1.019	5.46	5.46	12.9	12.6	101.1	NO
45	48 13C2-PFDoA	615.0 > 569.7	1.04e4	1.50e4	0.908	5.74	5.75	8.72	9.60	76.8	NO
46	49 d3-N-MeFOSA	515.2 > 168.9	1.90e4	1.50e4	0.117	5.84	5.98	15.8	135	89.9	NO
47	50 13C2-PFTeDA	714.8 > 669.6	5.98e3	1.50e4	0.414	6.20	6.23	5.00	12.1	96.6	NO
48	51 d5-N-ETFOSA	531.1 > 168.9	3.08e4	1.50e4	0.181	6.22	6.39	25.8	142	95.0	NO
49	52 13C2-PFHxDA	815 > 769.7	4.48e3	1.50e4	0.782	6.51	6.56	3.74	4.78	95.6	NO
50	53 d7-N-MeFOSE	623.1 > 58.9	3.14e4	1.50e4	0.172	6.31	6.51	26.3	153	102.0	NO
51	54 d9-N-EtFOSE	639.2 > 58.8	2.61e4	1.50e4	0.146	6.45	6.66	21.8	149	99.1	NO
52	55 13C4-PFBA	217. > 171.8	7.08e3	7.08e3	1.000	1.46	1.41	12.5	12.5	100.0	NO
53	56 13C5-PFHxA	318 > 272.9	1.27e4	1.27e4	1.000	3.19	3.16	12.5	12.5	100.0	NO
54	57 13C3-PFHxS	401.9 > 79.9	3.19e3	3.19e3	1.000	3.96	3.93	12.5	12.5	100.0	NO
55	58 13C8-PFOA	421.3 > 376	1.12e4	1.12e4	1.000	4.33	4.31	12.5	12.5	100.0	NO
56	59 13C9-PFNA	472.2 > 426.9	1.24e4	1.24e4	1.000	4.70	4.75	12.5	12.5	100.0	NO
57	60 13C4-PFOS	503 > 79.9	3.19e3	3.19e3	1.000	4.84	4.84	12.5	12.5	100.0	NO
58	61 13C6-PFDA	519.1 > 473.7	1.38e4	1.38e4	1.000	5.14	5.13	12.5	12.5	100.0	NO
59	62 13C7-PFUdA	570.1 > 524.8	1.50e4	1.50e4	1.000	5.46	5.46	12.5	12.5	100.0	NO

Dataset: Untitled

Last Altered: Saturday, March 03, 2018 06:14:29 Pacific Standard Time

Printed: Saturday, March 03, 2018 06:14:58 Pacific Standard Time

Method: F:\Projects\PFAS.PRO\MethDB\PFAS_FULL_80C_022718.mdb 28 Feb 2018 13:19:45

Calibration: F:\Projects\PFAS.PRO\CurveDB\C18_VAL-PFAS_Q4_03-01-18-FULL.cdb 03 Mar 2018 05:24:54

Compound name: PFBA

	Name	ID	Acq Date	Acq Time
1	180301M1_2	ST180301M1-1 PFC CS-2 18B2312	02-Mar-18	00:51:52
2	180301M1_3	ST180301M1-2 PFC CS-1 18B2313	02-Mar-18	01:03:19
3	180301M1_4	ST180301M1-3 PFC CS0 18B2314	02-Mar-18	01:14:50 ✓
4	180301M1_5	ST180301M1-4 PFC CS1 18B2315	02-Mar-18	01:26:16
5	180301M1_6	ST180301M1-5 PFC CS2 18B2316	02-Mar-18	01:37:43
6	180301M1_7	ST180301M1-6 PFC CS3 18B2317	02-Mar-18	01:49:10
7	180301M1_8	ST180301M1-7 PFC CS4 18B2318	02-Mar-18	02:00:37
8	180301M1_9	ST180301M1-8 PFC CS5 18B2319	02-Mar-18	02:12:06
9	180301M1_10	ST180301M1-9 PFC CS6 18B2320	02-Mar-18	02:23:33
10	180301M1_11	ST180301M1-10 PFC CS7 18B2321	02-Mar-18	02:35:03
11	180301M1_12	IPA	02-Mar-18	02:46:32
12	180301M1_13	ICV180301M1-1 PFC ICV 18B2311	02-Mar-18	02:58:02 ✓
13	180301M1_14	IPA	02-Mar-18	03:09:32
14	180301M1_15	1800342-20 WI-AF-MW-200-0218 0.11976	02-Mar-18	03:21:00
15	180301M1_16	1800327-07 OF-FB44-0218 0.12118	02-Mar-18	03:32:29
16	180301M1_17	1800327-08 OF-RW59-0218 0.1103	02-Mar-18	03:43:58
17	180301M1_18	1800327-09 OF-FB59-0218 0.11633	02-Mar-18	03:55:25
18	180301M1_19	1800327-10 OF-RW03-0218 0.11147	02-Mar-18	04:06:52
19	180301M1_20	1800327-11 OF-FB03-0218 0.11762	02-Mar-18	04:18:19
20	180301M1_21	1800327-12 OF-RW37-0218 0.11621	02-Mar-18	04:29:45
21	180301M1_22	1800327-13 OF-FB37-0218 0.1165	02-Mar-18	04:41:15
22	180301M1_23	B8B0131-BS1 OPR 0.125	02-Mar-18	04:52:36
23	180301M1_24	B8B0131-BLK1 Method Blank 0.125	02-Mar-18	05:04:03
24	180301M1_25	B8B0131-MS1 Matrix Spike 0.12126	02-Mar-18	05:15:33
25	180301M1_26	B8B0131-MSD1 Matrix Spike Dup 0.11914	02-Mar-18	05:27:03
26	180301M1_27	1800329-01 OF-RW59-INF01-0218 0.11462	02-Mar-18	05:38:31
27	180301M1_28	1800329-02 OF-RW59-INF01P-0218 0.11789	02-Mar-18	05:50:02
28	180301M1_29	1800329-03 OF-RW59-MID01-0218 0.11984	02-Mar-18	06:01:31
29	180301M1_30	1800329-04 OF-RW59-EFF01-0218 0.1216	02-Mar-18	06:13:01
30	180301M1_31	1800329-05 OF-RW59-FB01-0218 0.11314	02-Mar-18	06:24:29
31	180301M1_32	1800329-06 OF-RW08-INF01-0218 0.12179	02-Mar-18	06:35:56

Vista Analytical Laboratory

Dataset: Untitled

Last Altered: Saturday, March 03, 2018 06:14:29 Pacific Standard Time

Printed: Saturday, March 03, 2018 06:14:58 Pacific Standard Time

Compound name: PFBA

	Name	ID	Acq.Date	Acq.Time
32	180301M1_33	1800329-07 OF-RW08-MID01-0218 0.10892	02-Mar-18	06:47:18
33	180301M1_34	IPA	02-Mar-18	06:58:45
34	180301M1_35	ST180301M1-11 PFC CS3 18B2317	02-Mar-18	07:10:14 ✓
35	180301M1_36	IPA	02-Mar-18	07:21:44
36	180301M1_37	1800329-08 OF-RW08-EFF01-0218 0.12262	02-Mar-18	07:33:13
37	180301M1_38	1800329-09 OF-RW08-FB01-0218 0.12173	02-Mar-18	07:44:43
38	180301M1_39	1800329-10 OF-RW63-INF01-0218 0.11237	02-Mar-18	07:56:13
39	180301M1_40	1800329-11 OF-RW63-MID01-0218 0.11515	02-Mar-18	08:07:43
40	180301M1_41	1800329-12 OF-RW63-EFF01-0218 0.12129	02-Mar-18	08:19:12
41	180301M1_42	1800329-13 OF-RW63-FB01-0218 0.12066	02-Mar-18	08:30:41
42	180301M1_43	1800329-14 OF-RW44-INF01-0218 0.11484	02-Mar-18	08:42:11
43	180301M1_44	1800329-15 OF-RW44-MID01-0218 0.12094	02-Mar-18	08:53:41
44	180301M1_45	1800329-16 OF-RW44-EFF01-0218 0.11743	02-Mar-18	09:05:10
45	180301M1_46	1800329-17 OF-RW44-FB01-0218 0.12155	02-Mar-18	09:16:31
46	180301M1_47	1800329-18 OF-RW42B-INF01-0218 0.11569	02-Mar-18	09:27:58
47	180301M1_48	B8B0122-BS1 OPR 0.125	02-Mar-18	09:39:25
48	180301M1_49	B8B0122-BSD1 LCSD 0.125	02-Mar-18	09:50:55
49	180301M1_50	B8B0122-BLK1 Method Blank 0.125	02-Mar-18	10:02:24
50	180301M1_51	1800323-01 OF-RW83-0218 0.11418	02-Mar-18	10:13:54
51	180301M1_52	1800323-02 OF-FB83-0218 0.11591	02-Mar-18	10:25:24
52	180301M1_53	1800323-03 OF-RW38-0218 0.11407	02-Mar-18	10:36:53
53	180301M1_54	IPA	02-Mar-18	10:48:23
54	180301M1_55	ST180301M1-12 PFC CS3 18B2317	02-Mar-18	10:59:50
55	180301M1_56	IPA	02-Mar-18	11:11:20
56	180301M1_57	1800323-04 OF-FB38-0218 0.11688	02-Mar-18	11:22:49
57	180301M1_58	1800323-05 OF-RW43-0218 0.1084	02-Mar-18	11:34:19
58	180301M1_59	1800323-06 OF-FB43-0218 0.10942	02-Mar-18	11:45:48
59	180301M1_60	1800323-07 OF-RW08-0218 0.11646	02-Mar-18	11:57:18
60	180301M1_61	1800323-08 OF-FB08-0218 0.11707	02-Mar-18	12:08:45
61	180301M1_62	1800323-09 OF-RW16-0218 0.11565	02-Mar-18	12:20:15
62	180301M1_63	1800323-10 OF-FB16-0218 0.11729	02-Mar-18	12:31:44
63	180301M1_64	1800324-01 OF-RW63-0218 0.11462	02-Mar-18	12:43:14
64	180301M1_65	IPA	02-Mar-18	12:54:41
65	180301M1_66	ST180301M1-13 PFC CS0 18B2314	02-Mar-18	13:06:11 ✓

Dataset: Untitled

Last Altered: Saturday, March 03, 2018 06:14:29 Pacific Standard Time

Printed: Saturday, March 03, 2018 06:14:58 Pacific Standard Time

Compound name: PFBA

	Name	ID	Acq.Date	Acq.Time
66	180301M1_67	IPA	02-Mar-18	13:17:40
67	180301M1_68	1800324-02 OF-FB63-0218 0.11622	02-Mar-18	13:29:10
68	180301M1_69	1800324-03 OF-RW23-0218 0.11311	02-Mar-18	13:40:37
69	180301M1_70	1800324-04 OF-FB23-0218 0.11692	02-Mar-18	13:52:07
70	180301M1_71	1800324-05 OF-RW28-0218 0.11227	02-Mar-18	14:03:36
71	180301M1_72	1800324-06 OF-FB28-0218 0.11581	02-Mar-18	14:15:06
72	180301M1_73	1800324-07 OF-RW60-0218 0.11223	02-Mar-18	14:26:32
73	180301M1_74	1800324-08 OF-RW60P-0218 0.11541	02-Mar-18	14:38:02
74	180301M1_75	1800324-09 OF-FB60-0218 0.11817	02-Mar-18	14:49:29
75	180301M1_76	1800324-10 OF-RW42C-0218 0.11358	02-Mar-18	15:00:58
76	180301M1_77	B8B0068-BS1 OPR 0.25	02-Mar-18	15:12:27
77	180301M1_78	B8B0068-BLK1 Method Blank 0.25	02-Mar-18	15:23:58
78	180301M1_79	1800272-01 MtBE_7256 0.26427	02-Mar-18	15:35:24
79	180301M1_80	1800286-01 GW2125180205RAP 0.25961	02-Mar-18	15:46:54
80	180301M1_81	1800286-02 GW3135180206RAP 0.25631	02-Mar-18	15:58:21
81	180301M1_82	1800286-03 GW4044180206RAP 0.25699	02-Mar-18	16:09:50
82	180301M1_83	1800286-04 GW5054180206RAP 0.26906	02-Mar-18	16:21:19
83	180301M1_84	1800286-05 GW5963180207RAP 0.26219	02-Mar-18	16:32:46
84	180301M1_85	IPA	02-Mar-18	16:44:16
85	180301M1_86	ST180301M1-14 PFC CS3 18B2317	02-Mar-18	16:55:46
86	180301M1_87	IPA	02-Mar-18	17:07:16
87	180301M1_88	1800286-06 GW2024180207RAP 0.25995	02-Mar-18	17:18:45
88	180301M1_89	1800286-07 GW3034180207RAP 0.25817	02-Mar-18	17:30:14
89	180301M1_90	1800286-08 GW4145180207RAP 0.26371	02-Mar-18	17:41:43
90	180301M1_91	1800286-09 GW5054180208RAP 0.26011	02-Mar-18	17:53:13
91	180301M1_92	1800293-01 HS DW WELL 1-TAP 0.26085	02-Mar-18	18:04:42
92	180301M1_93	1800293-02 FB1802071025AB 0.26261	02-Mar-18	18:16:12
93	180301M1_94	1800293-03 HS DW WELL 2-TAP 0.25552	02-Mar-18	18:27:41
94	180301M1_95	1800293-04 HS DW WELL 12-TAP 0.26089	02-Mar-18	18:39:11
95	180301M1_96	1800293-05 HS DW WELL 12-TAP-DUP 0.25274	02-Mar-18	18:50:38
96	180301M1_97	1800293-06 HS BUS Garage Well-TAP 0.25645	02-Mar-18	19:02:05
97	180301M1_98	1800293-07 HS Maint. Barn Well-TAP 0.25599	02-Mar-18	19:13:32
98	180301M1_99	IPA	02-Mar-18	19:25:00
99	180301M1_100	ST180301M1-15 PFC CS3 18B2317	02-Mar-18	19:36:30

Dataset: Untitled

Last Altered: Saturday, March 03, 2018 06:14:29 Pacific Standard Time

Printed: Saturday, March 03, 2018 06:14:58 Pacific Standard Time

Compound name: PFBA

	Name	ID	Acq.Date	Acq.Time
100	180301M1_101	IPA	02-Mar-18	19:47:56
101	180301M1_102	1800293-08 Elementary School Well-TAP 0.261...	02-Mar-18	19:59:26
102	180301M1_103	B8B0072-BS1 OPR 1	02-Mar-18	20:10:55
103	180301M1_104	B8B0072-BLK1 Method Blank 1	02-Mar-18	20:22:16
104	180301M1_105	1800205-01 PFAS in Soil, 462, Soil 101 1.04	02-Mar-18	20:33:43
105	180301M1_106	IPA	02-Mar-18	20:45:10
106	180301M1_107	ST180301M1-16 PFC CS3 18B2317	02-Mar-18	20:56:40
107	180301M1_108	IPA	02-Mar-18	21:08:07

Dataset: F:\Projects\PFAS.PRO\Results\180301M1\180301M1-55.qld

Last Altered: Monday, March 05, 2018 09:05:48 Pacific Standard Time

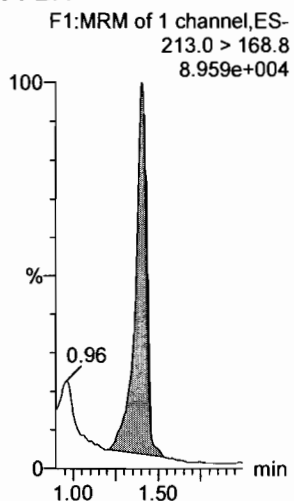
Printed: Monday, March 05, 2018 09:05:59 Pacific Standard Time

Method: F:\Projects\PFAS.PRO\MethDB\PFAS_FULL_80C_022718.mdb 28 Feb 2018 13:19:45

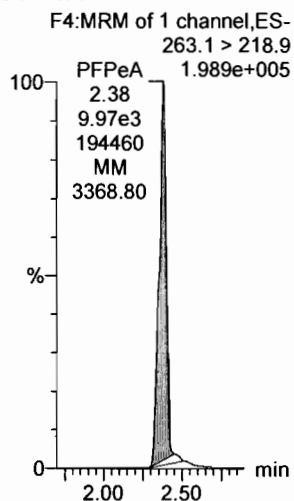
Calibration: F:\Projects\PFAS.PRO\CurveDB\C18_VAL-PFAS_Q4_03-01-18-FULL.cdb 05 Mar 2018 08:17:35

Name: 180301M1_55, Date: 02-Mar-2018, Time: 10:59:50, ID: ST180301M1-12 PFC CS3 18B2317, Description: PFC CS3 18B2317

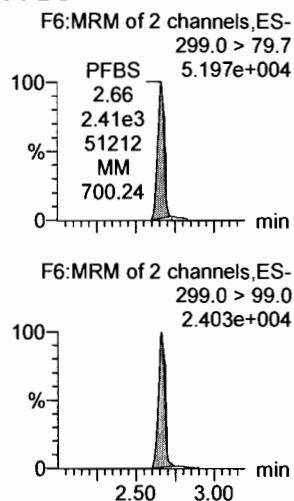
PFBA



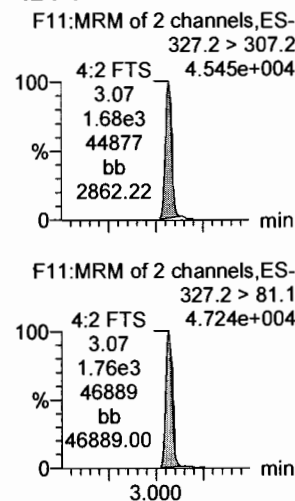
PFPeA



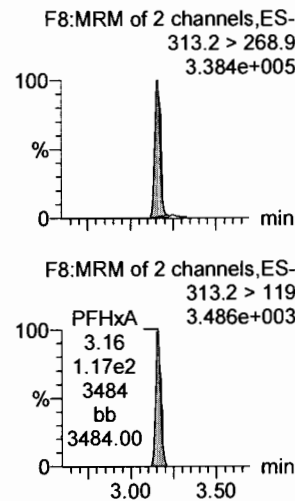
PFBS



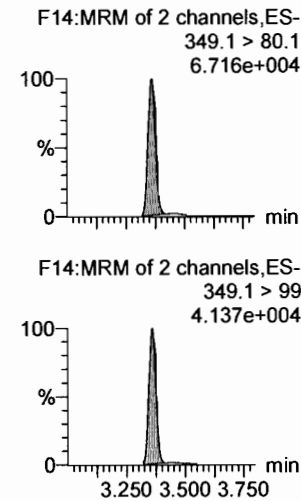
4:2 FTS



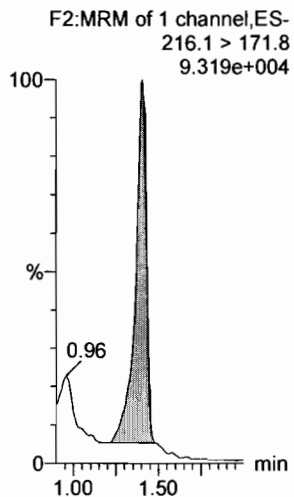
PFHxA



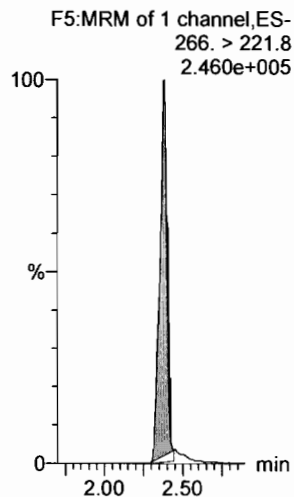
PFPeS



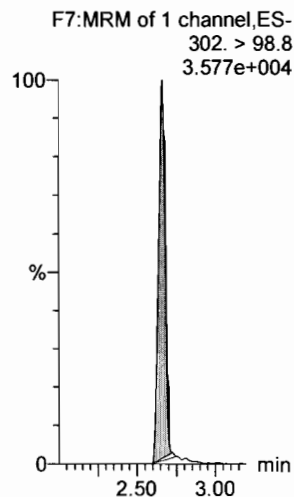
13C3-PFBA



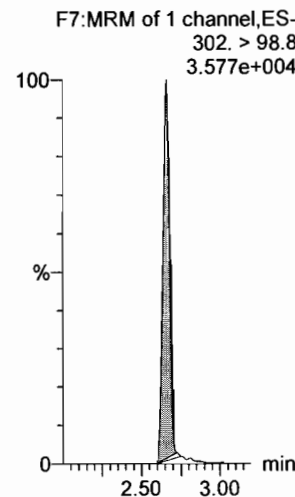
13C3-PFPeA



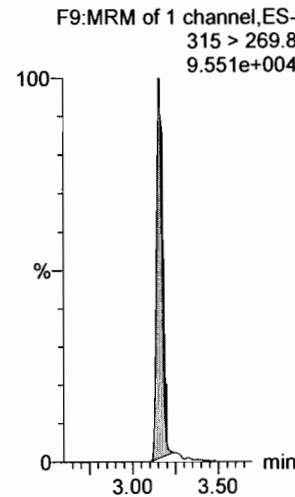
13C3-PFBS



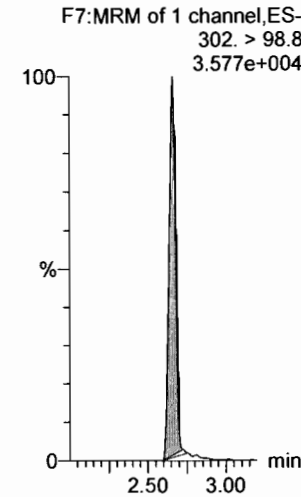
13C3-PFBS



13C2-PFHxA



13C3-PFBS



Dataset: F:\Projects\PFAS.PRO\Results\180301M1\180301M1-55.qld

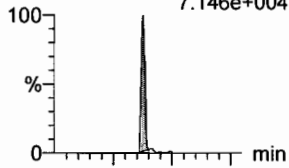
Last Altered: Monday, March 05, 2018 09:05:48 Pacific Standard Time

Printed: Monday, March 05, 2018 09:05:59 Pacific Standard Time

Name: 180301M1_55, Date: 02-Mar-2018, Time: 10:59:50, ID: ST180301M1-12 PFC CS3 18B2317, Description: PFC CS3 18B2317

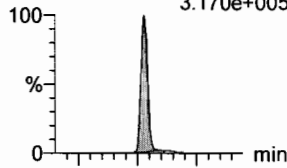
6:2 FTS

F23:MRM of 2 channels,ES-
427.1 > 407
7.146e+004



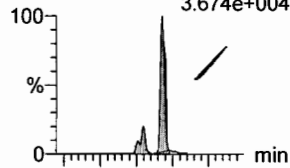
PFHpA

F15:MRM of 2 channels,ES-
363.0 > 318.9
3.170e+005



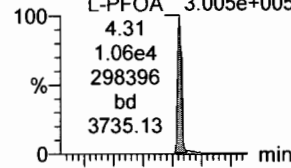
L-PFHxS

F17:MRM of 2 channels,ES-
398.9 > 79.6
3.674e+004



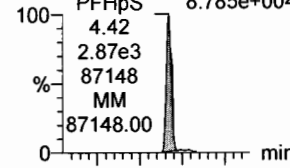
L-PFOA

F20:MRM of 2 channels,ES-
413 > 368.7
3.005e+005



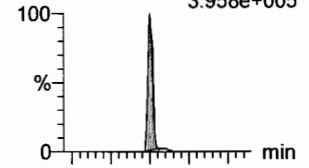
PFHpS

F25:MRM of 2 channels,ES-
449 > 80.0
8.785e+004

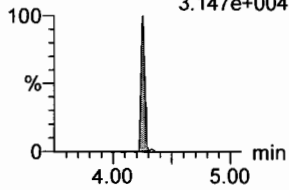


PFNA

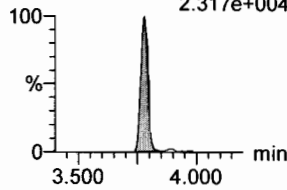
F26:MRM of 2 channels,ES-
463.0 > 418.8
3.958e+005



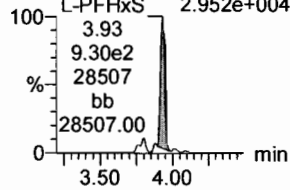
F23:MRM of 2 channels,ES-
427.1 > 80
3.147e+004



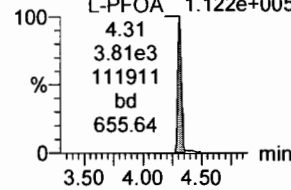
F15:MRM of 2 channels,ES-
363.0 > 169.0
2.317e+004



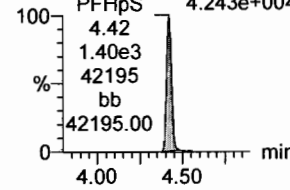
F17:MRM of 2 channels,ES-
398.9 > 99.0
2.952e+004



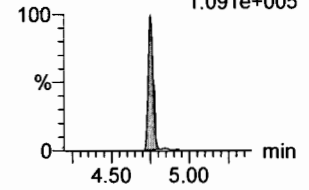
F20:MRM of 2 channels,ES-
413 > 169
1.122e+005



F25:MRM of 2 channels,ES-
449 > 98.7
4.243e+004

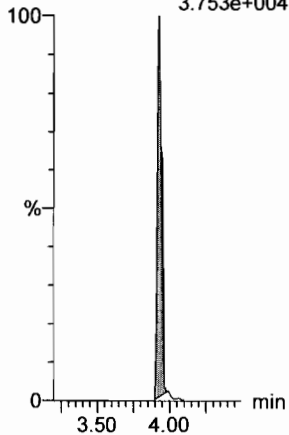


F26:MRM of 2 channels,ES-
463.0 > 219.0
1.091e+005



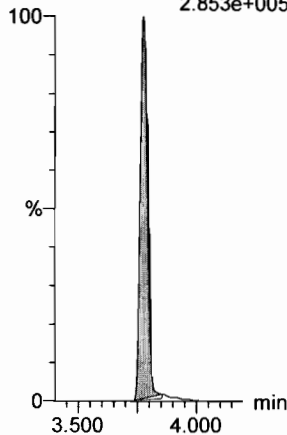
18O2-PFHxS

F19:MRM of 1 channel,ES-
403.0 > 102.6
3.753e+004



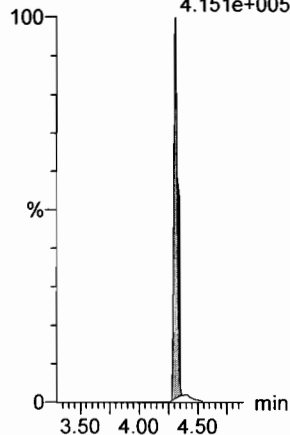
13C4-PFHpA

F16:MRM of 1 channel,ES-
367.2 > 321.8
2.853e+005



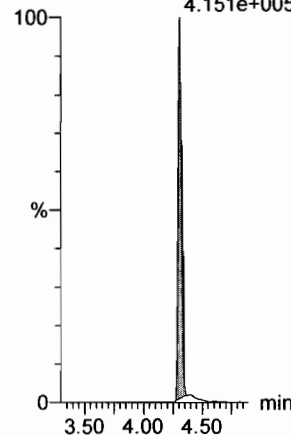
13C2-PFOA

F21:MRM of 1 channel,ES-
414.9 > 369.7
4.151e+005



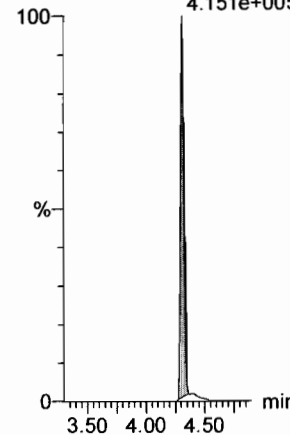
13C2-PFOA

F21:MRM of 1 channel,ES-
414.9 > 369.7
4.151e+005



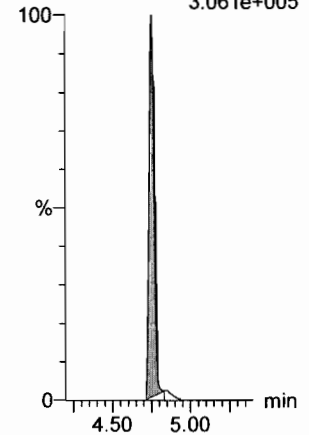
13C2-PFOA

F21:MRM of 1 channel,ES-
414.9 > 369.7
4.151e+005



13C5-PFNA

F27:MRM of 1 channel,ES-
468.2 > 422.9
3.061e+005

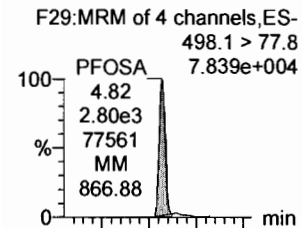


Dataset: F:\Projects\PFAS.PRO\Results\180301M1\180301M1-55.qld

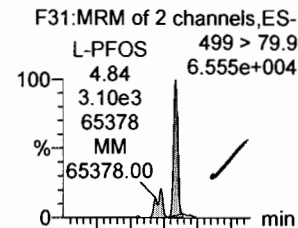
Last Altered: Monday, March 05, 2018 09:05:48 Pacific Standard Time
Printed: Monday, March 05, 2018 09:05:59 Pacific Standard Time

Name: 180301M1_55, Date: 02-Mar-2018, Time: 10:59:50, ID: ST180301M1-12 PFC CS3 18B2317, Description: PFC CS3 18B2317

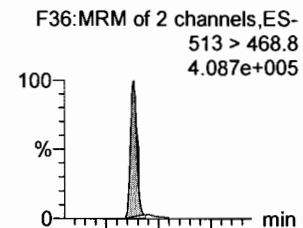
PFOSA



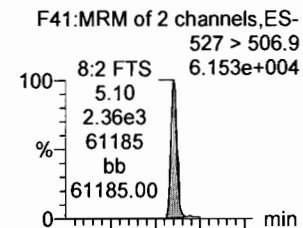
L-PFOS



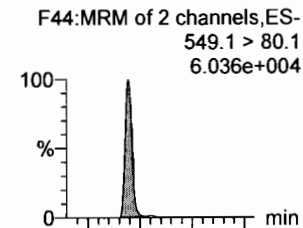
PFDA



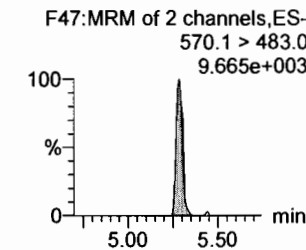
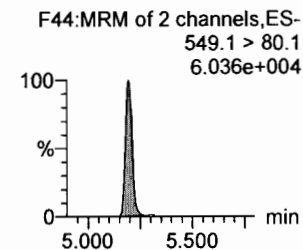
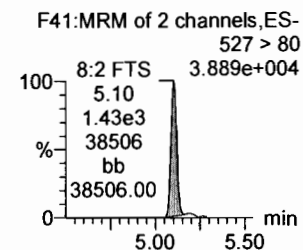
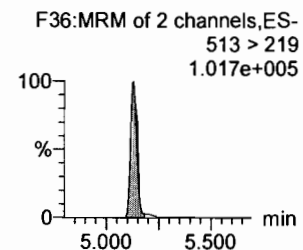
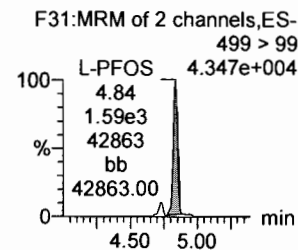
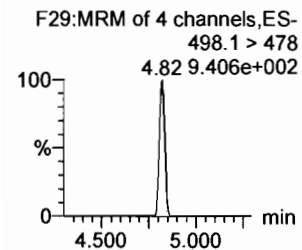
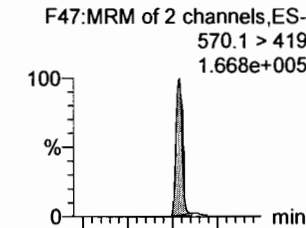
8:2 FTS



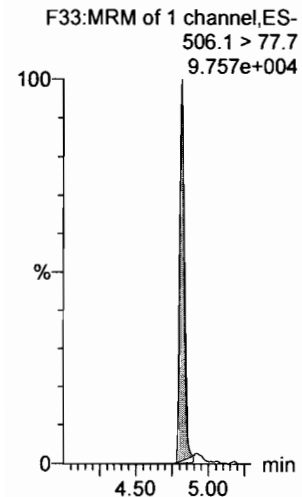
PFNS



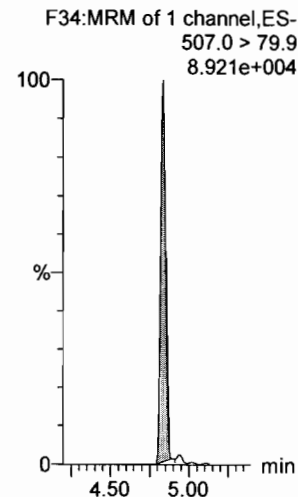
N-MeFOSAA



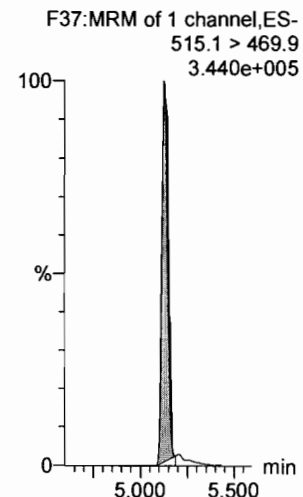
13C8-PFOSA



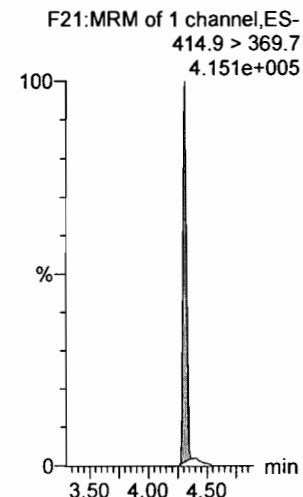
13C8-PFOS



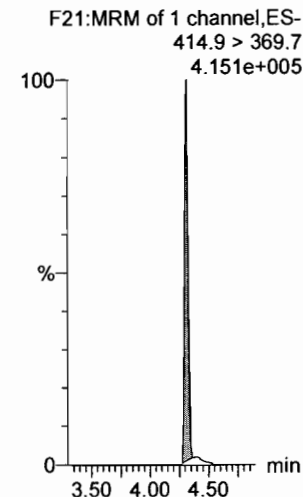
13C2-PFDA



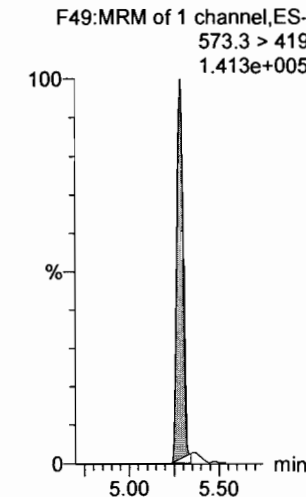
13C2-PFOA



13C2-PFOA



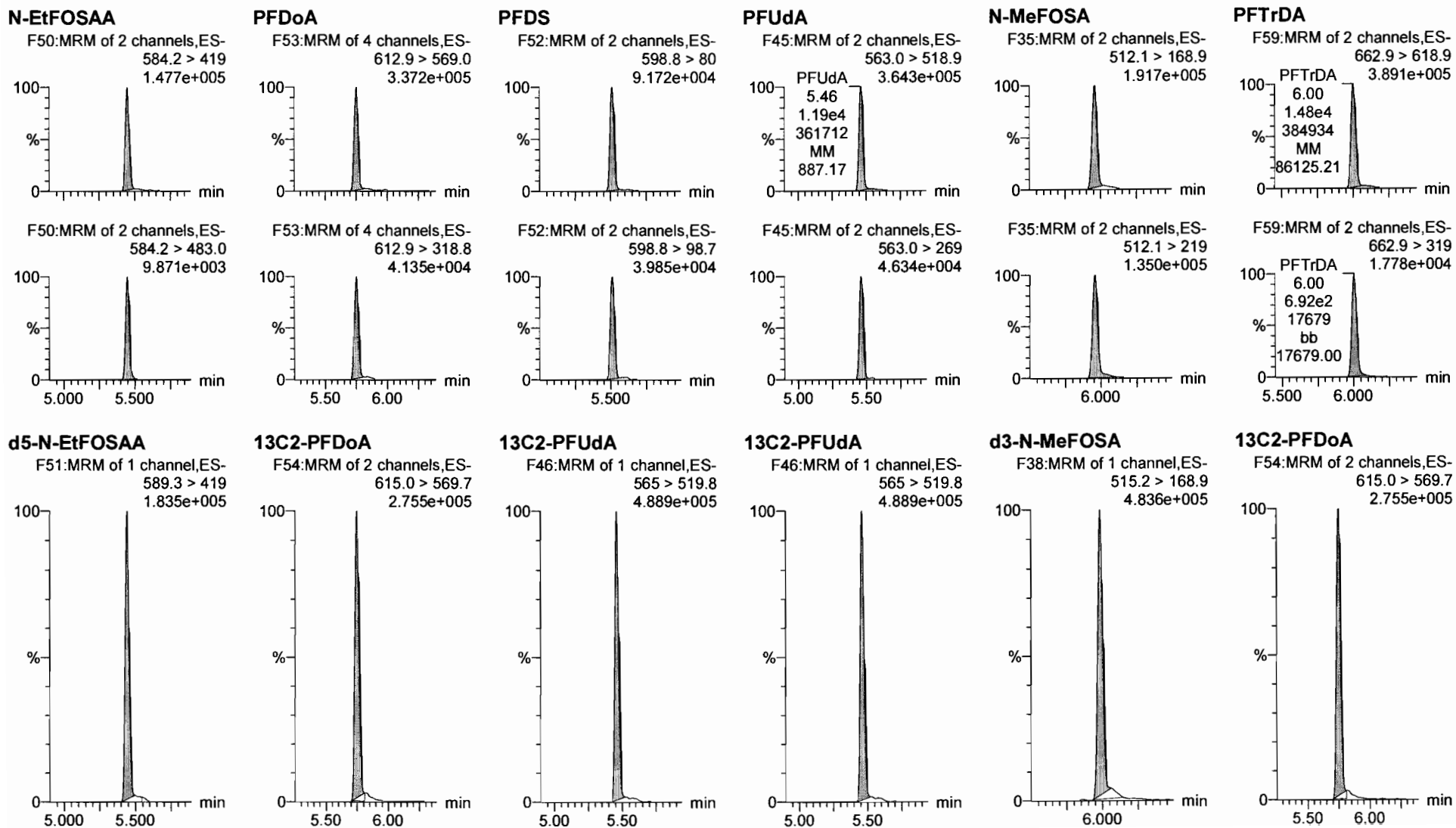
d3-N-MeFOSAA



Dataset: F:\Projects\PFAS.PRO\Results\180301M1\180301M1-55.qld

Last Altered: Monday, March 05, 2018 09:05:48 Pacific Standard Time
Printed: Monday, March 05, 2018 09:05:59 Pacific Standard Time

Name: 180301M1_55, Date: 02-Mar-2018, Time: 10:59:50, ID: ST180301M1-12 PFC CS3 18B2317, Description: PFC CS3 18B2317



Dataset: F:\Projects\PFAS.PRO\Results\180301M1\180301M1-55.qld

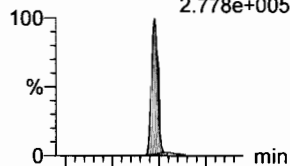
Last Altered: Monday, March 05, 2018 09:05:48 Pacific Standard Time

Printed: Monday, March 05, 2018 09:05:59 Pacific Standard Time

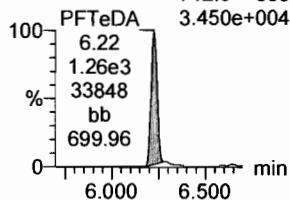
Name: 180301M1_55, Date: 02-Mar-2018, Time: 10:59:50, ID: ST180301M1-12 PFC CS3 18B2317, Description: PFC CS3 18B2317

PFTeDA

F60:MRM of 2 channels,ES-
712.9 > 668.8
2.778e+005

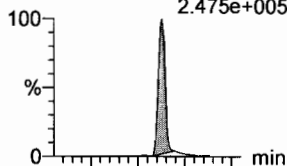


F60:MRM of 2 channels,ES-
712.9 > 369
3.450e+004

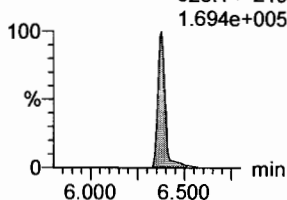


N-EtFOSA

F40:MRM of 2 channels,ES-
526.1 > 168.9
2.475e+005

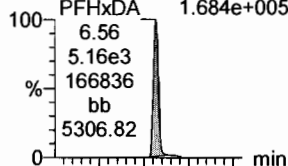


F40:MRM of 2 channels,ES-
526.1 > 219
1.694e+005

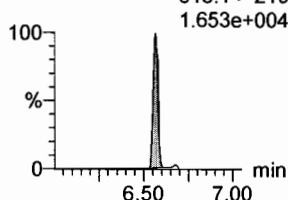


PFHxDA

F62:MRM of 2 channels,ES-
813.1 > 768.6
1.684e+005




F62:MRM of 2 channels,ES-
813.1 > 219
1.653e+004

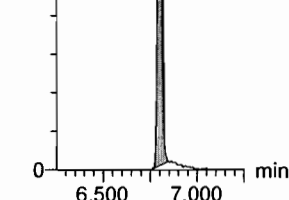


PFODA

F64:MRM of 1 channel,ES-
913.1 > 868.8
2.771e+005




F64:MRM of 1 channel,ES-
913.1 > 868.8
2.771e+005

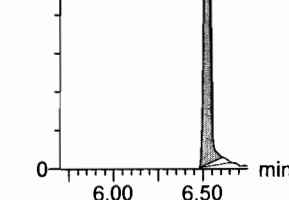


N-MeFOSE

F55:MRM of 1 channel,ES-
616.1 > 58.9
2.895e+005




F55:MRM of 1 channel,ES-
616.1 > 58.9
2.895e+005

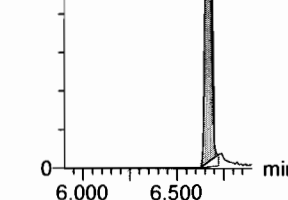


N-EtFOSE

F57:MRM of 1 channel,ES-
630.1 > 58.9
3.174e+005

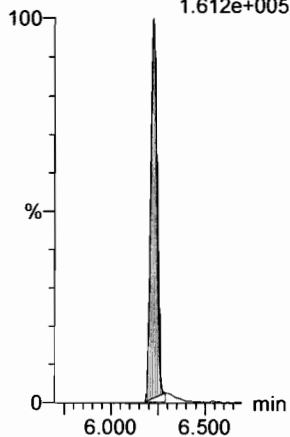


F57:MRM of 1 channel,ES-
630.1 > 58.9
3.174e+005



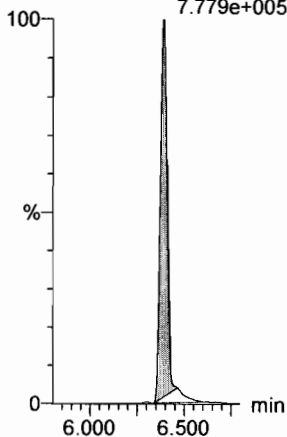
13C2-PFTeDA

F61:MRM of 2 channels,ES-
714.8 > 669.6
1.612e+005



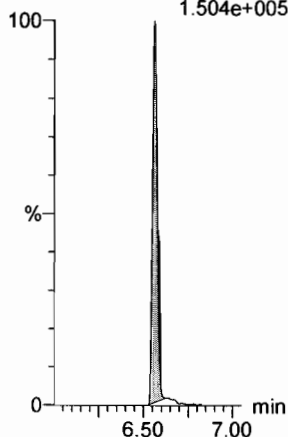
d5-N-ETFOSA

F43:MRM of 1 channel,ES-
531.1 > 168.9
7.779e+005



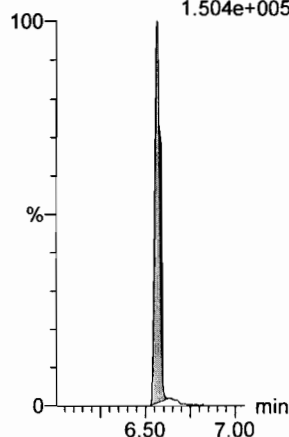
13C2-PFHxDA

F63:MRM of 1 channel,ES-
815 > 769.7
1.504e+005



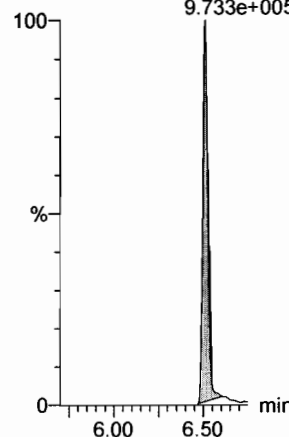
13C2-PFHxDA

F63:MRM of 1 channel,ES-
815 > 769.7
1.504e+005



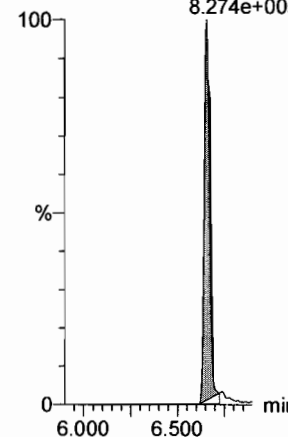
d7-N-MeFOSE

F56:MRM of 1 channel,ES-
623.1 > 58.9
9.733e+005



d9-N-EtFOSE

F58:MRM of 1 channel,ES-
639.2 > 58.8
8.274e+005

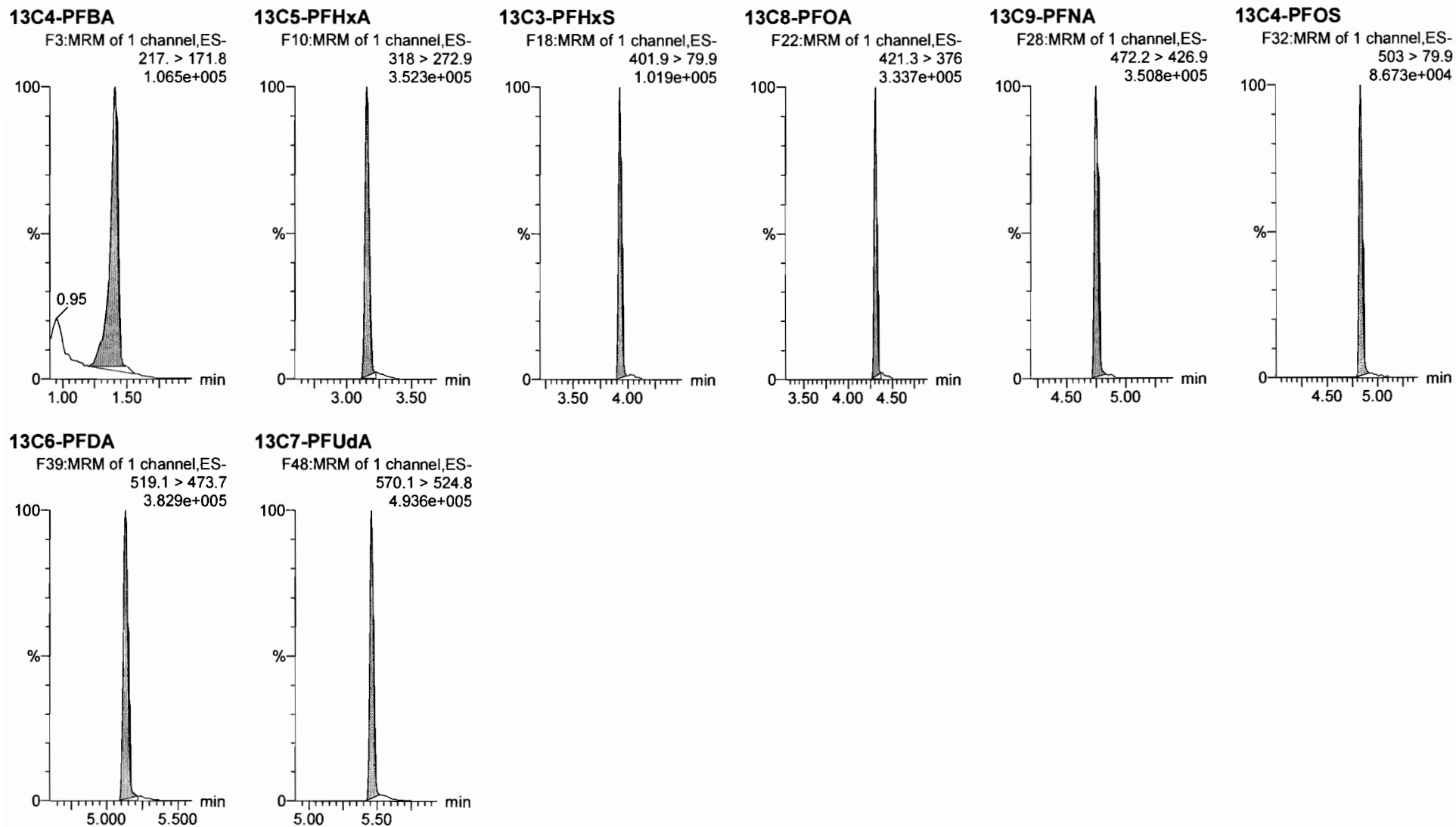


Dataset: F:\Projects\PFAS.PRO\Results\180301M1\180301M1-55.qld

Last Altered: Monday, March 05, 2018 09:05:48 Pacific Standard Time

Printed: Monday, March 05, 2018 09:05:59 Pacific Standard Time

Name: 180301M1_55, Date: 02-Mar-2018, Time: 10:59:50, ID: ST180301M1-12 PFC CS3 18B2317, Description: PFC CS3 18B2317



Dataset: F:\Projects\PFAS.PRO\Results\180301M1\180301M1-66.qld

Last Altered: Monday, March 05, 2018 09:09:52 Pacific Standard Time

Printed: Monday, March 05, 2018 09:10:08 Pacific Standard Time

*MJT
3/5/18*

*(A) Below limit criteria.
(B) Above limit criteria.*

Method: F:\Projects\PFAS.PRO\MethDB\PFAS_FULL_80C_022718.mdb 28 Feb 2018 13:19:45

Calibration: F:\Projects\PFAS.PRO\CurveDB\C18_VAL-PFAS_Q4_03-01-18-FULL.cdb 05 Mar 2018 08:17:35

Name: 180301M1_66, Date: 02-Mar-2018, Time: 13:06:11, ID: ST180301M1-13 PFC CS0 18B2314, Description: PFC CS0 18B2314

#	Name	Trace	Area	IS Area	RRF	Pred.RT	RT	y Axis Resp.	Conc.	%Rec	Recovery	Out
1	1 PFBA	213.0 > 168.8	6.19e2	6.43e3		1.46	1.42	1.20	1.01	101.0		NO
2	2 PFPeA	263.1 > 218.9	1.17e3	1.30e4		2.31	2.39	1.12	1.11	110.8		NO
3	3 PFBS	299.0 > 79.7	2.46e2	1.60e3		2.60	2.67	1.92	1.12	112.2		NO
4	4 4:2 FTS	327.2>307.2	2.14e2	1.60e3		3.00	3.07	1.67	1.19	118.8		NO
5	5 PFHxA	313.2 > 268.9	1.47e3	3.96e3		3.19	3.16	1.85	1.16	116.4		NO
6	6 PFPeS	349.1>80.1	2.71e2	1.60e3		3.39	3.37	2.11	1.12	111.6		NO
7	7 PFHpA	363.0 > 318.9	1.16e3	9.86e3		3.81	3.78	1.47	1.10	109.7		NO
8	8 L-PFHxS	398.9 > 79.6	1.56e2	1.16e3		4.17	3.94	1.67	0.631	63.1		YES (A)
9	10 6:2 FTS	427.1 > 407	2.61e2	1.40e4		4.28	4.26	0.233	1.07	106.6		NO
10	11 L-PFOA	413 > 368.7	1.26e3	1.40e4		4.40	4.32	1.13	1.08	108.2		NO
11	13 PFHpS	449 > 80.0	3.45e2	1.40e4		4.44	4.43	0.308	1.28	128.3		NO
12	14 PFNA	463.0 > 418.8	1.62e3	1.25e4		4.76	4.76	1.62	1.15	115.2		NO
13	15 PFOSA	498.1 > 77.8	3.58e2	2.71e3		4.83	4.83	1.65	1.56	156.2		YES (B)
14	16 L-PFOS	499 > 79.9	2.59e2	3.87e3		4.90	4.84	0.836	0.737	73.7		NO
15	18 PFDA	513 > 468.8	1.81e3	1.38e4		5.14	5.14	1.65	1.16	116.1		NO
16	19 8:2 FTS	527 > 506.9	3.32e2	1.40e4		5.12	5.11	0.296	1.21	120.5		NO
17	20 PFNS	549.1>80.1	2.06e2	3.87e3		5.08	5.20	0.665	0.756	75.6		NO
18	21 N-MeFOSAA	570.1 > 419	5.19e2	5.06e3		5.29	5.29	1.28	0.990	99.0		NO
19	22 N-EtFOSAA	584.2 > 419	5.14e2	6.20e3		5.45	5.45	1.04	1.07	106.6		NO
20	23 PFUdA	563.0 > 518.9	1.31e3	1.38e4		5.46	5.47	1.19	1.13	113.3		NO
21	24 PFDS	598.8 > 80	2.66e2	1.38e4		5.51	5.52	0.241	0.909	90.9		NO
22	25 PFDoA	612.9 > 569.0	1.54e3	1.21e4		5.74	5.76	1.59	1.22	121.5		NO
23	26 N-MeFOSA	512.1 > 168.9	8.85e2	2.13e4		5.84	5.97	6.22	5.81	116.3		NO
24	27 PFTrDA	662.9 > 618.9	1.69e3	1.21e4		5.98	6.01	1.74	1.19	118.9		NO
25	28 PFTeDA	712.9 > 668.8	1.29e3	6.73e3		6.20	6.23	2.39	1.02	102.2		NO
26	29 N-EtFOSA	526.1 > 168.9	1.06e3	3.27e4		6.22	6.38	4.85	5.24	104.7		NO
27	30 PFHxDA	813.1 > 768.6	6.25e2	4.64e3		6.51	6.57	0.673	0.993	99.3		NO
28	31 PFODA	913.1 > 868.8	7.98e2	4.64e3		6.74	6.80	0.859	1.13	113.3		NO
29	32 N-MeFOSE	616.1 > 58.9	1.03e3	2.78e4		6.31	6.53	5.57	5.40	108.1		NO
30	33 N-EtFOSE	630.1 > 58.9	9.52e2	2.71e4		6.45	6.67	5.26	4.28	85.6		NO
31	34 13C3-PFBA	216.1 > 171.8	6.43e3	7.26e3	0.895	1.46	1.42	11.1	12.4	99.0		NO

*am
3/5/18*

Dataset: F:\Projects\PFAS.PRO\Results\180301M1\180301M1-66.qld

Last Altered: Monday, March 05, 2018 09:09:52 Pacific Standard Time

Printed: Monday, March 05, 2018 09:10:08 Pacific Standard Time

Name: 180301M1_66, Date: 02-Mar-2018, Time: 13:06:11, ID: ST180301M1-13 PFC CS0 18B2314, Description: PFC CS0 18B2314

	# Name	Trace	Area	IS Area	RRF	Pred.RT	RT	y Axis Resp.	Conc.	%Rec	Recovery	Out
32	35 13C3-PFPeA	266. > 221.8	1.30e4	1.45e4	0.983	2.42	2.39	11.2	11.4	91.3	NO	
33	36 13C3-PFBS	302. > 98.8	1.60e3	1.45e4	0.125	2.69	2.67	1.38	11.1	88.4	NO	
34	37 13C2-PFHxA	315 > 269.8	3.96e3	1.45e4	0.722	3.19	3.16	3.41	4.72	94.4	NO	
35	38 13C4-PFHpA	367.2 > 321.8	9.86e3	1.45e4	0.687	3.81	3.78	8.47	12.3	98.7	NO	
36	39 18O2-PFHxS	403.0 > 102.6	1.16e3	3.24e3	0.367	3.96	3.94	4.49	12.2	97.8	NO	
37	40 13C2-PFOA	414.9 > 369.7	1.40e4	1.27e4	1.260	4.33	4.32	13.8	10.9	87.6	NO	
38	41 13C5-PFNA	468.2 > 422.9	1.25e4	1.32e4	0.959	4.76	4.76	11.8	12.3	98.2	NO	
39	42 13C8-PFOSA	506.1 > 77.7	2.71e3	1.73e4	0.229	4.83	4.83	1.96	8.56	68.5	NO	
40	43 13C8-PFOS	507.0 > 79.9	3.87e3	3.51e3	1.053	4.84	4.84	13.8	13.1	104.6	NO	
41	44 13C2-PFDA	515.1 > 469.9	1.38e4	1.58e4	0.977	5.14	5.14	10.9	11.1	89.0	NO	
42	45 d3-N-MeFOSAA	573.3 > 419	5.06e3	1.73e4	0.384	5.29	5.29	3.66	9.52	76.2	NO	
43	46 d5-N-EtFOSAA	589.3 > 419	6.20e3	1.73e4	0.403	5.45	5.45	4.49	11.2	89.2	NO	
44	47 13C2-PFUdA	565 > 519.8	1.38e4	1.73e4	1.019	5.46	5.47	9.98	9.79	78.3	NO	
45	48 13C2-PFDoA	615.0 > 569.7	1.21e4	1.73e4	0.908	5.74	5.76	8.76	9.65	77.2	NO	
46	49 d3-N-MeFOSA	515.2 > 168.9	2.13e4	1.73e4	0.117	5.84	5.99	15.4	131	87.6	NO	
47	50 13C2-PFTeDA	714.8 > 669.6	6.73e3	1.73e4	0.414	6.20	6.23	4.87	11.8	94.2	NO	
48	51 d5-N-ETFOSA	531.1 > 168.9	3.27e4	1.73e4	0.181	6.22	6.40	23.7	131	87.3	NO	
49	52 13C2-PFHxDA	815 > 769.7	4.64e3	1.73e4	0.782	6.51	6.57	3.36	4.30	85.9	NO	
50	53 d7-N-MeFOSE	623.1 > 58.9	2.78e4	1.73e4	0.172	6.31	6.52	20.1	117	78.1	NO	
51	54 d9-N-EtFOSE	639.2 > 58.8	2.71e4	1.73e4	0.146	6.45	6.67	19.6	134	89.3	NO	
52	55 13C4-PFBA	217. > 171.8	7.26e3	7.26e3	1.000	1.46	1.42	12.5	12.5	100.0	NO	
53	56 13C5-PFHxA	318 > 272.9	1.45e4	1.45e4	1.000	3.19	3.16	12.5	12.5	100.0	NO	
54	57 13C3-PFHxS	401.9 > 79.9	3.24e3	3.24e3	1.000	3.96	3.94	12.5	12.5	100.0	NO	
55	58 13C8-PFOA	421.3 > 376	1.27e4	1.27e4	1.000	4.33	4.31	12.5	12.5	100.0	NO	
56	59 13C9-PFNA	472.2 > 426.9	1.32e4	1.32e4	1.000	4.70	4.76	12.5	12.5	100.0	NO	
57	60 13C4-PFOS	503 > 79.9	3.51e3	3.51e3	1.000	4.84	4.84	12.5	12.5	100.0	NO	
58	61 13C6-PFDA	519.1 > 473.7	1.58e4	1.58e4	1.000	5.14	5.14	12.5	12.5	100.0	NO	
59	62 13C7-PFUdA	570.1 > 524.8	1.73e4	1.73e4	1.000	5.46	5.47	12.5	12.5	100.0	NO	

Vista Analytical Laboratory

Dataset: Untitled

Last Altered: Saturday, March 03, 2018 06:14:29 Pacific Standard Time

Printed: Saturday, March 03, 2018 06:14:58 Pacific Standard Time

Method: F:\Projects\PFAS.PRO\MethDB\PFAS_FULL_80C_022718.mdb 28 Feb 2018 13:19:45

Calibration: F:\Projects\PFAS.PRO\CurveDB\IC18_VAL-PFAS_Q4_03-01-18-FULL.cdb 03 Mar 2018 05:24:54

Compound name: PFBA

	Name	ID	Acq Date	Acq Time
1	180301M1_2	ST180301M1-1 PFC CS-2 18B2312	02-Mar-18	00:51:52
2	180301M1_3	ST180301M1-2 PFC CS-1 18B2313	02-Mar-18	01:03:19
3	180301M1_4	ST180301M1-3 PFC CS0 18B2314	02-Mar-18	01:14:50 ✓
4	180301M1_5	ST180301M1-4 PFC CS1 18B2315	02-Mar-18	01:26:16
5	180301M1_6	ST180301M1-5 PFC CS2 18B2316	02-Mar-18	01:37:43
6	180301M1_7	ST180301M1-6 PFC CS3 18B2317	02-Mar-18	01:49:10
7	180301M1_8	ST180301M1-7 PFC CS4 18B2318	02-Mar-18	02:00:37
8	180301M1_9	ST180301M1-8 PFC CS5 18B2319	02-Mar-18	02:12:06
9	180301M1_10	ST180301M1-9 PFC CS6 18B2320	02-Mar-18	02:23:33
10	180301M1_11	ST180301M1-10 PFC CS7 18B2321	02-Mar-18	02:35:03
11	180301M1_12	IPA	02-Mar-18	02:46:32
12	180301M1_13	ICV180301M1-1 PFC ICV 18B2311	02-Mar-18	02:58:02 ✓
13	180301M1_14	IPA	02-Mar-18	03:09:32
14	180301M1_15	1800342-20 WI-AF-MW-200-0218 0.11976	02-Mar-18	03:21:00
15	180301M1_16	1800327-07 OF-FB44-0218 0.12118	02-Mar-18	03:32:29
16	180301M1_17	1800327-08 OF-RW59-0218 0.1103	02-Mar-18	03:43:58
17	180301M1_18	1800327-09 OF-FB59-0218 0.11633	02-Mar-18	03:55:25
18	180301M1_19	1800327-10 OF-RW03-0218 0.11147	02-Mar-18	04:06:52
19	180301M1_20	1800327-11 OF-FB03-0218 0.11762	02-Mar-18	04:18:19
20	180301M1_21	1800327-12 OF-RW37-0218 0.11621	02-Mar-18	04:29:45
21	180301M1_22	1800327-13 OF-FB37-0218 0.1165	02-Mar-18	04:41:15
22	180301M1_23	B8B0131-BS1 OPR 0.125	02-Mar-18	04:52:36
23	180301M1_24	B8B0131-BLK1 Method Blank 0.125	02-Mar-18	05:04:03
24	180301M1_25	B8B0131-MS1 Matrix Spike 0.12126	02-Mar-18	05:15:33
25	180301M1_26	B8B0131-MSD1 Matrix Spike Dup 0.11914	02-Mar-18	05:27:03
26	180301M1_27	1800329-01 OF-RW59-INF01-0218 0.11462	02-Mar-18	05:38:31
27	180301M1_28	1800329-02 OF-RW59-INF01P-0218 0.11789	02-Mar-18	05:50:02
28	180301M1_29	1800329-03 OF-RW59-MID01-0218 0.11984	02-Mar-18	06:01:31
29	180301M1_30	1800329-04 OF-RW59-EFF01-0218 0.1216	02-Mar-18	06:13:01
30	180301M1_31	1800329-05 OF-RW59-FB01-0218 0.11314	02-Mar-18	06:24:29
31	180301M1_32	1800329-06 OF-RW08-INF01-0218 0.12179	02-Mar-18	06:35:56

Dataset: Untitled

Last Altered: Saturday, March 03, 2018 06:14:29 Pacific Standard Time

Printed: Saturday, March 03, 2018 06:14:58 Pacific Standard Time

Compound name: PFBA

	Name	ID	Acq.Date	Acq.Time
32	180301M1_33	1800329-07 OF-RW08-MID01-0218 0.10892	02-Mar-18	06:47:18
33	180301M1_34	IPA	02-Mar-18	06:58:45
34	180301M1_35	ST180301M1-11 PFC CS3 18B2317	02-Mar-18	07:10:14 ✓
35	180301M1_36	IPA	02-Mar-18	07:21:44
36	180301M1_37	1800329-08 OF-RW08-EFF01-0218 0.12262	02-Mar-18	07:33:13
37	180301M1_38	1800329-09 OF-RW08-FB01-0218 0.12173	02-Mar-18	07:44:43
38	180301M1_39	1800329-10 OF-RW63-INF01-0218 0.11237	02-Mar-18	07:56:13
39	180301M1_40	1800329-11 OF-RW63-MID01-0218 0.11515	02-Mar-18	08:07:43
40	180301M1_41	1800329-12 OF-RW63-EFF01-0218 0.12129	02-Mar-18	08:19:12
41	180301M1_42	1800329-13 OF-RW63-FB01-0218 0.12066	02-Mar-18	08:30:41
42	180301M1_43	1800329-14 OF-RW44-INF01-0218 0.11484	02-Mar-18	08:42:11
43	180301M1_44	1800329-15 OF-RW44-MID01-0218 0.12094	02-Mar-18	08:53:41
44	180301M1_45	1800329-16 OF-RW44-EFF01-0218 0.11743	02-Mar-18	09:05:10
45	180301M1_46	1800329-17 OF-RW44-FB01-0218 0.12155	02-Mar-18	09:16:31
46	180301M1_47	1800329-18 OF-RW42B-INF01-0218 0.11569	02-Mar-18	09:27:58
47	180301M1_48	B8B0122-BS1 OPR 0.125	02-Mar-18	09:39:25
48	180301M1_49	B8B0122-BSD1 LCSD 0.125	02-Mar-18	09:50:55
49	180301M1_50	B8B0122-BLK1 Method Blank 0.125	02-Mar-18	10:02:24
50	180301M1_51	1800323-01 OF-RW83-0218 0.11718	02-Mar-18	10:13:54
51	180301M1_52	1800323-02 OF-FB83-0218 0.11591	02-Mar-18	10:25:24
52	180301M1_53	1800323-03 OF-RW38-0218 0.11407	02-Mar-18	10:36:53
53	180301M1_54	IPA	02-Mar-18	10:48:23
54	180301M1_55	ST180301M1-12 PFC CS3 18B2317	02-Mar-18	10:59:50
55	180301M1_56	IPA	02-Mar-18	11:11:20
56	180301M1_57	1800323-04 OF-FB38-0218 0.11688	02-Mar-18	11:22:49
57	180301M1_58	1800323-05 OF-RW43-0218 0.1084	02-Mar-18	11:34:19
58	180301M1_59	1800323-06 OF-FB43-0218 0.10942	02-Mar-18	11:45:48
59	180301M1_60	1800323-07 OF-RW08-0218 0.11646	02-Mar-18	11:57:18
60	180301M1_61	1800323-08 OF-FB08-0218 0.11707	02-Mar-18	12:08:45
61	180301M1_62	1800323-09 OF-RW16-0218 0.11565	02-Mar-18	12:20:15
62	180301M1_63	1800323-10 OF-FB16-0218 0.11729	02-Mar-18	12:31:44
63	180301M1_64	1800324-01 OF-RW63-0218 0.11462	02-Mar-18	12:43:14
64	180301M1_65	IPA	02-Mar-18	12:54:41
65	180301M1_66	ST180301M1-13 PFC CS0 18B2314	02-Mar-18	13:06:11 ✓

Vista Analytical Laboratory

Dataset: Untitled

Last Altered: Saturday, March 03, 2018 06:14:29 Pacific Standard Time

Printed: Saturday, March 03, 2018 06:14:58 Pacific Standard Time

Compound name: PFBA

Name	ID	Acq Date	Acq Time
66	180301M1_67	IPA	02-Mar-18 13:17:40
67	180301M1_68	1800324-02 OF-FB63-0218 0.11622	02-Mar-18 13:29:10
68	180301M1_69	1800324-03 OF-RW23-0218 0.11311	02-Mar-18 13:40:37
69	180301M1_70	1800324-04 OF-FB23-0218 0.11692	02-Mar-18 13:52:07
70	180301M1_71	1800324-05 OF-RW28-0218 0.11227	02-Mar-18 14:03:36
71	180301M1_72	1800324-06 OF-FB28-0218 0.11581	02-Mar-18 14:15:06
72	180301M1_73	1800324-07 OF-RW60-0218 0.11223	02-Mar-18 14:26:32
73	180301M1_74	1800324-08 OF-RW60P-0218 0.11541	02-Mar-18 14:38:02
74	180301M1_75	1800324-09 OF-FB60-0218 0.11817	02-Mar-18 14:49:29
75	180301M1_76	1800324-10 OF-RW42C-0218 0.11358	02-Mar-18 15:00:58
76	180301M1_77	B8B0068-BS1 OPR 0.25	02-Mar-18 15:12:27
77	180301M1_78	B8B0068-BLK1 Method Blank 0.25	02-Mar-18 15:23:58
78	180301M1_79	1800272-01 MtBE_7256 0.26427	02-Mar-18 15:35:24
79	180301M1_80	1800286-01 GW2125180205RAP 0.25961	02-Mar-18 15:46:54
80	180301M1_81	1800286-02 GW3135180206RAP 0.25631	02-Mar-18 15:58:21
81	180301M1_82	1800286-03 GW4044180206RAP 0.25699	02-Mar-18 16:09:50
82	180301M1_83	1800286-04 GW5054180206RAP 0.26906	02-Mar-18 16:21:19
83	180301M1_84	1800286-05 GW5963180207RAP 0.26219	02-Mar-18 16:32:46
84	180301M1_85	IPA	02-Mar-18 16:44:16
85	180301M1_86	ST180301M1-14 PFC CS3 18B2317	02-Mar-18 16:55:46
86	180301M1_87	IPA	02-Mar-18 17:07:16
87	180301M1_88	1800286-06 GW2024180207RAP 0.25995	02-Mar-18 17:18:45
88	180301M1_89	1800286-07 GW3034180207RAP 0.25817	02-Mar-18 17:30:14
89	180301M1_90	1800286-08 GW4145180207RAP 0.26371	02-Mar-18 17:41:43
90	180301M1_91	1800286-09 GW5054180208RAP 0.26011	02-Mar-18 17:53:13
91	180301M1_92	1800293-01 HS DW WELL 1-TAP 0.26085	02-Mar-18 18:04:42
92	180301M1_93	1800293-02 FB1802071025AB 0.26261	02-Mar-18 18:16:12
93	180301M1_94	1800293-03 HS DW WELL 2-TAP 0.25552	02-Mar-18 18:27:41
94	180301M1_95	1800293-04 HS DW WELL 12-TAP 0.26089	02-Mar-18 18:39:11
95	180301M1_96	1800293-05 HS DW WELL 12-TAP-DUP 0.25274	02-Mar-18 18:50:38
96	180301M1_97	1800293-06 HS BUS Garage Well-TAP 0.25645	02-Mar-18 19:02:05
97	180301M1_98	1800293-07 HS Maint. Barn Well-TAP 0.25599	02-Mar-18 19:13:32
98	180301M1_99	IPA	02-Mar-18 19:25:00
99	180301M1_100	ST180301M1-15 PFC CS3 18B2317	02-Mar-18 19:36:30

Dataset: Untitled

Last Altered: Saturday, March 03, 2018 06:14:29 Pacific Standard Time

Printed: Saturday, March 03, 2018 06:14:58 Pacific Standard Time

Compound name: PFBA

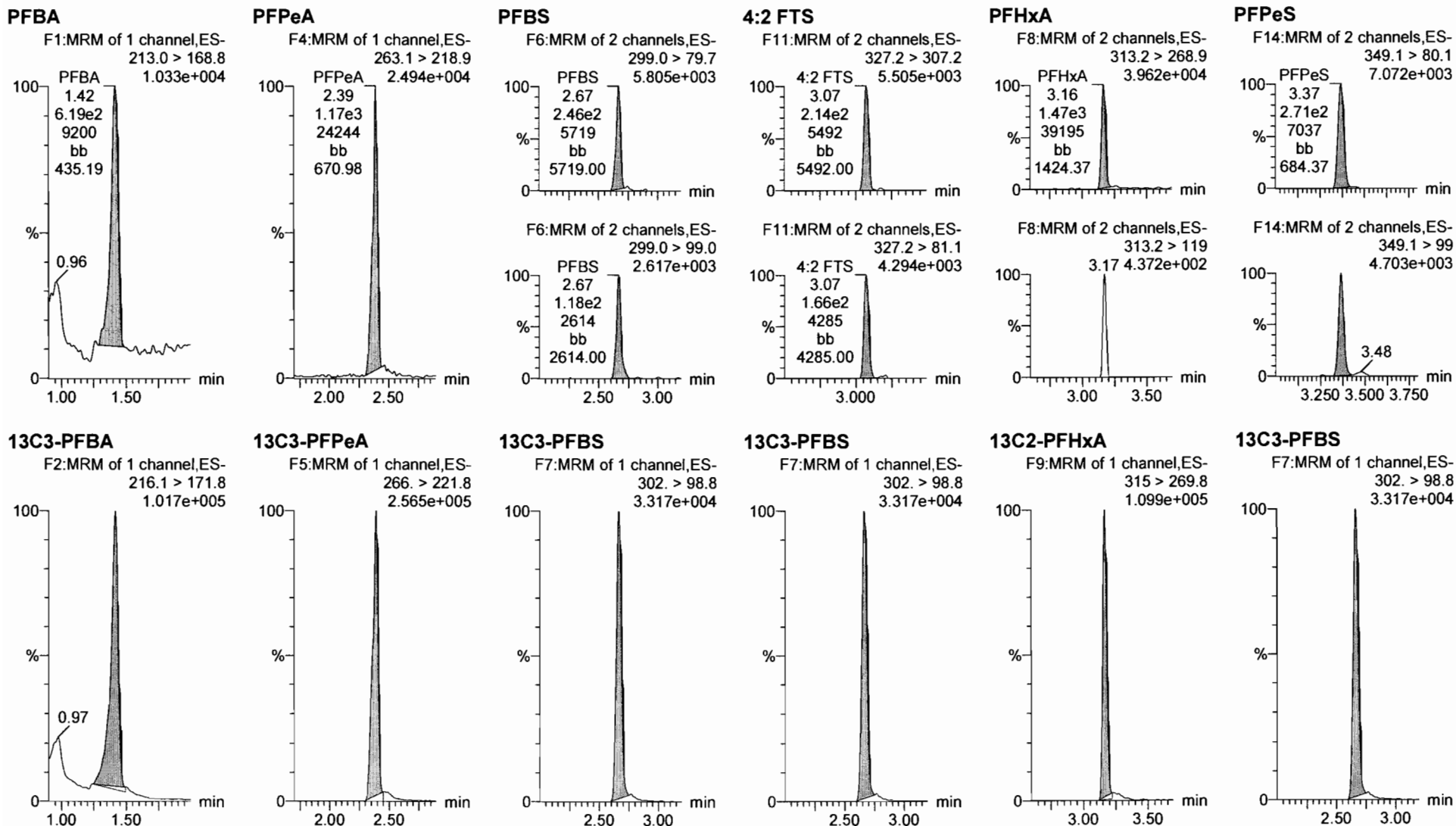
	Name	ID	Acq. Date	Acq. Time
100	180301M1_101	IPA	02-Mar-18	19:47:56
101	180301M1_102	1800293-08 Elementary School Well-TAP 0.261...	02-Mar-18	19:59:26
102	180301M1_103	B8B0072-BS1 OPR 1	02-Mar-18	20:10:55
103	180301M1_104	B8B0072-BLK1 Method Blank 1	02-Mar-18	20:22:16
104	180301M1_105	1800205-01 PFAS in Soil, 462, Soil 101 1.04	02-Mar-18	20:33:43
105	180301M1_106	IPA	02-Mar-18	20:45:10
106	180301M1_107	ST180301M1-16 PFC CS3 18B2317	02-Mar-18	20:56:40
107	180301M1_108	IPA	02-Mar-18	21:08:07

Dataset: F:\Projects\PFAS.PRO\Results\180301M1\180301M1-66.qld

Last Altered: Monday, March 05, 2018 09:09:52 Pacific Standard Time
Printed: Monday, March 05, 2018 09:10:08 Pacific Standard Time

Method: F:\Projects\PFAS.PRO\MethDB\PFAS_FULL_80C_022718.mdb 28 Feb 2018 13:19:45
Calibration: F:\Projects\PFAS.PRO\CurveDB\C18_VAL-PFAS_Q4_03-01-18-FULL.cdb 05 Mar 2018 08:17:35

Name: 180301M1_66, Date: 02-Mar-2018, Time: 13:06:11, ID: ST180301M1-13 PFC CS0 18B2314, Description: PFC CS0 18B2314



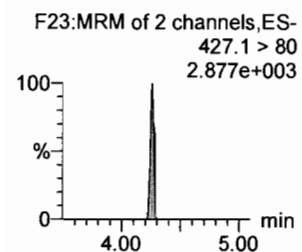
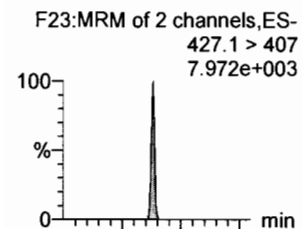
Dataset: F:\Projects\PFAS.PRO\Results\180301M1\180301M1-66.qld

Last Altered: Monday, March 05, 2018 09:09:52 Pacific Standard Time

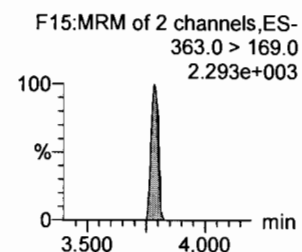
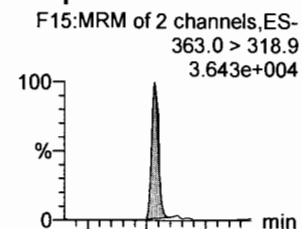
Printed: Monday, March 05, 2018 09:10:08 Pacific Standard Time

Name: 180301M1_66, Date: 02-Mar-2018, Time: 13:06:11, ID: ST180301M1-13 PFC CS0 18B2314, Description: PFC CS0 18B2314

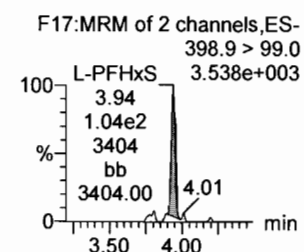
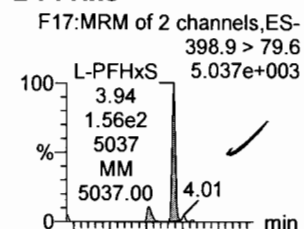
6:2 FTS



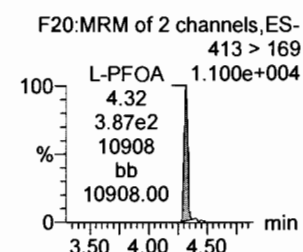
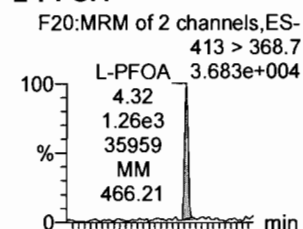
PFHpA



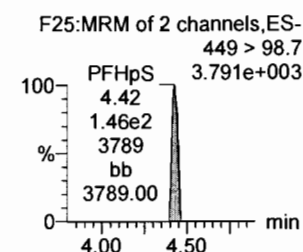
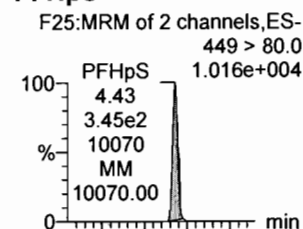
L-PFHxS



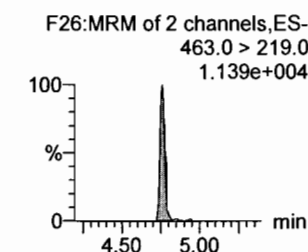
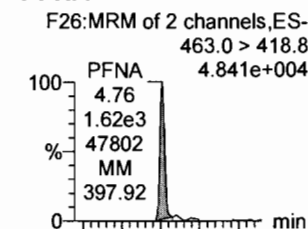
L-PFOA



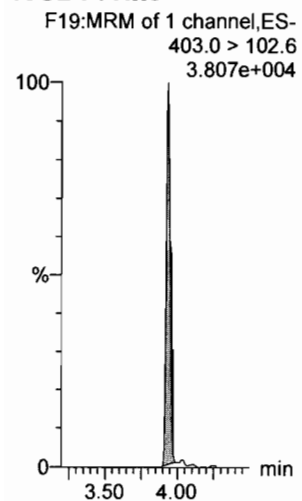
PFHpS



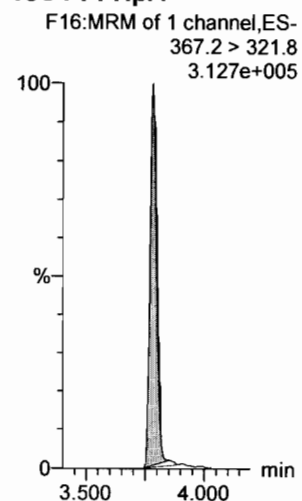
PFNA



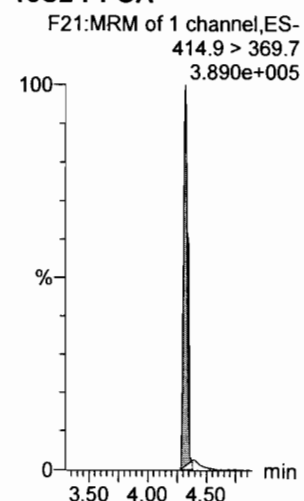
18O2-PFHxS



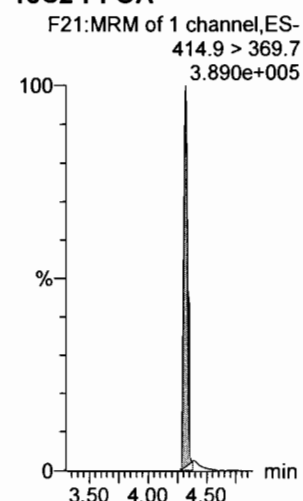
13C4-PFHpA



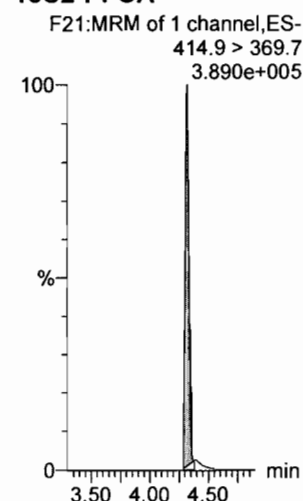
13C2-PFOA



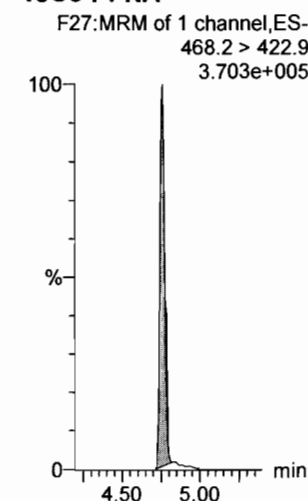
13C2-PFOA



13C2-PFOA



13C5-PFNA

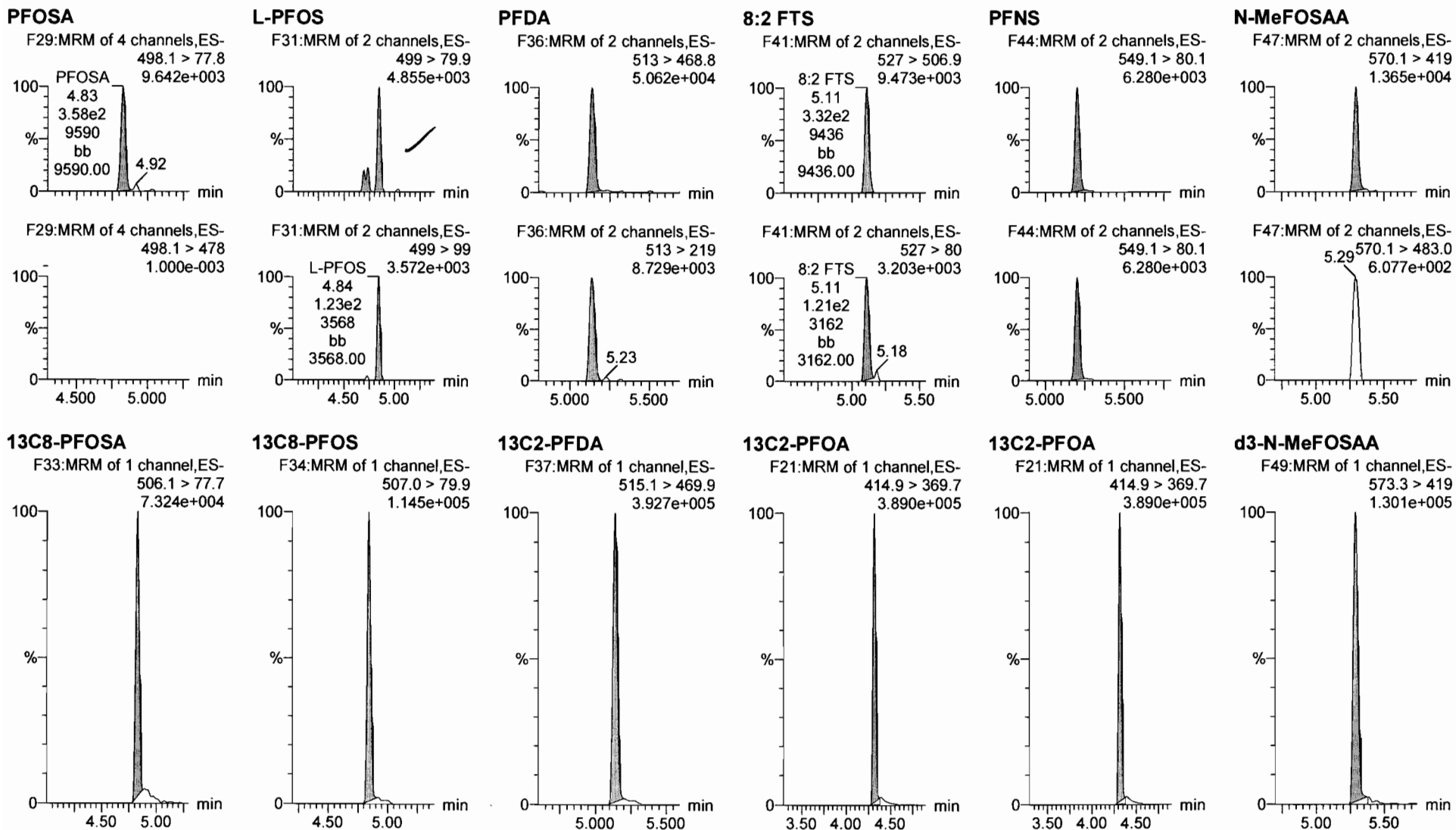


Dataset: F:\Projects\PFAS.PRO\Results\180301M1\180301M1-66.qld

Last Altered: Monday, March 05, 2018 09:09:52 Pacific Standard Time

Printed: Monday, March 05, 2018 09:10:08 Pacific Standard Time

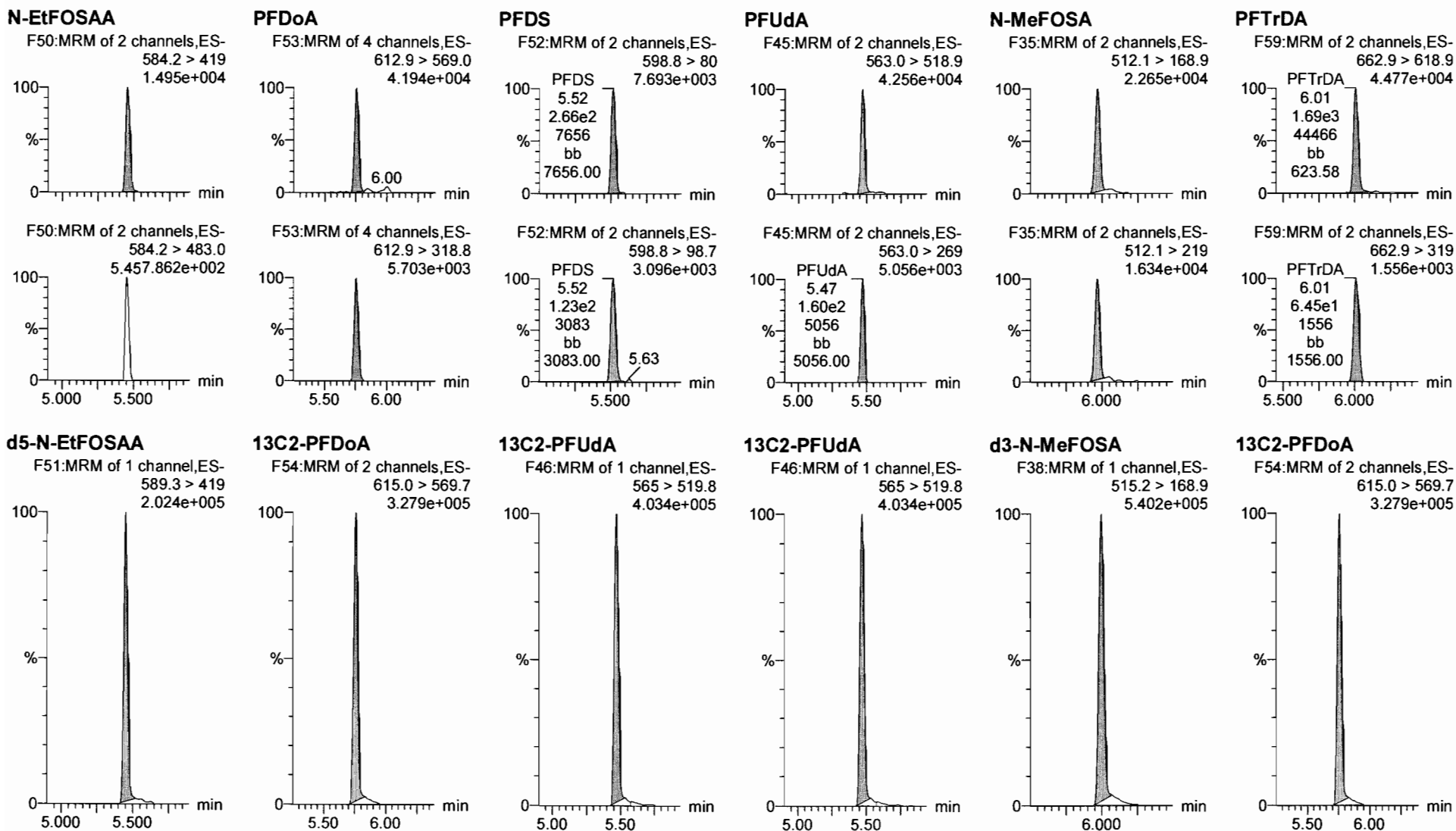
Name: 180301M1_66, Date: 02-Mar-2018, Time: 13:06:11, ID: ST180301M1-13 PFC CS0 18B2314, Description: PFC CS0 18B2314



Dataset: F:\Projects\PFAS.PRO\Results\180301M1\180301M1-66.qld

Last Altered: Monday, March 05, 2018 09:09:52 Pacific Standard Time
Printed: Monday, March 05, 2018 09:10:08 Pacific Standard Time

Name: 180301M1_66, Date: 02-Mar-2018, Time: 13:06:11, ID: ST180301M1-13 PFC CS0 18B2314, Description: PFC CS0 18B2314



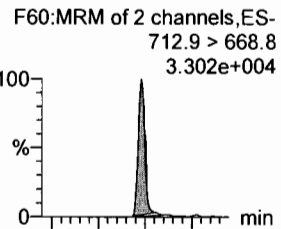
Dataset: F:\Projects\PFAS.PRO\Results\180301M1\180301M1-66.qld

Last Altered: Monday, March 05, 2018 09:09:52 Pacific Standard Time

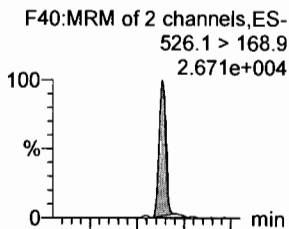
Printed: Monday, March 05, 2018 09:10:08 Pacific Standard Time

Name: 180301M1_66, Date: 02-Mar-2018, Time: 13:06:11, ID: ST180301M1-13 PFC CS0 18B2314, Description: PFC CS0 18B2314

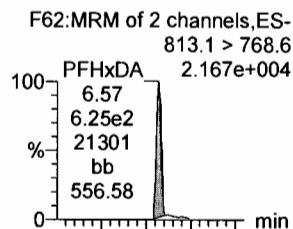
PFTeDA



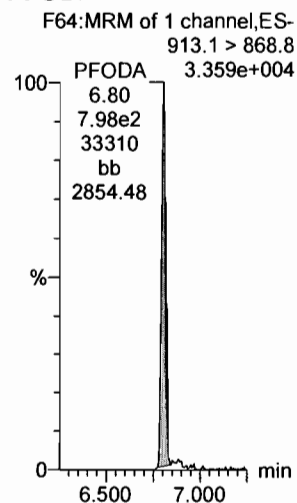
N-EtFOSA



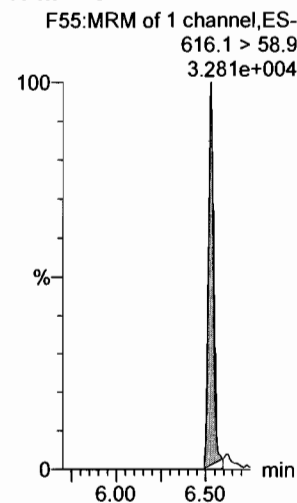
PFHxDA



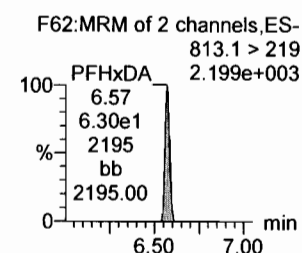
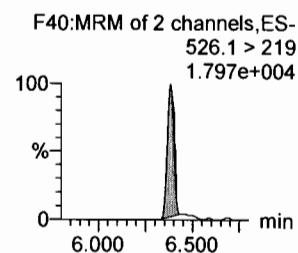
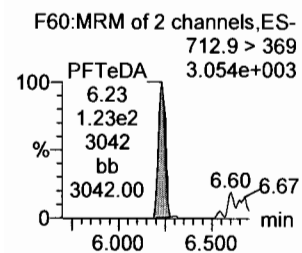
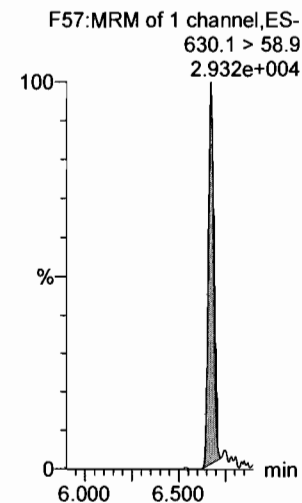
PFODA



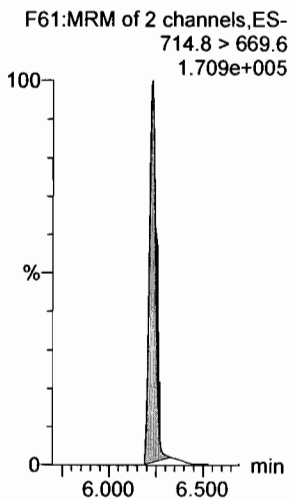
N-MeFOSE



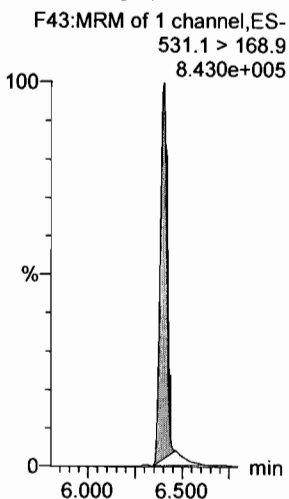
N-EtFOSE



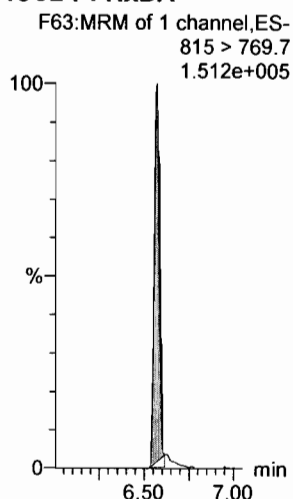
13C2-PFTeDA



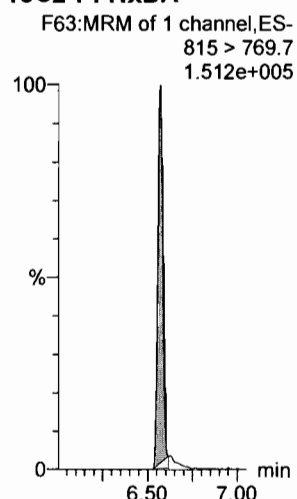
d5-N-ETFOSA



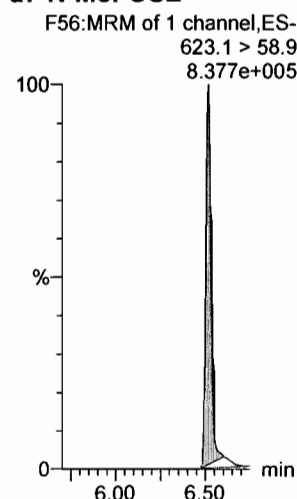
13C2-PFHxDA



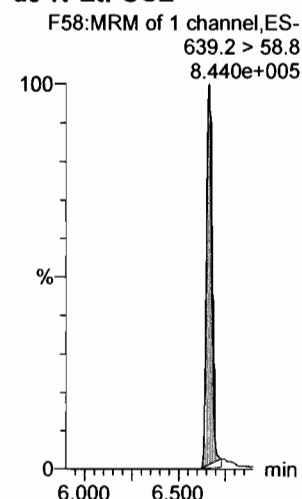
13C2-PFHxDA



d7-N-MeFOSE



d9-N-EtFOSE



Dataset: F:\Projects\PFAS.PRO\Results\180301M1\180301M1-66.qld

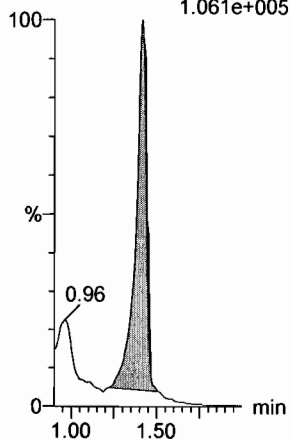
Last Altered: Monday, March 05, 2018 09:09:52 Pacific Standard Time

Printed: Monday, March 05, 2018 09:10:08 Pacific Standard Time

Name: 180301M1_66, Date: 02-Mar-2018, Time: 13:06:11, ID: ST180301M1-13 PFC CS0 18B2314, Description: PFC CS0 18B2314

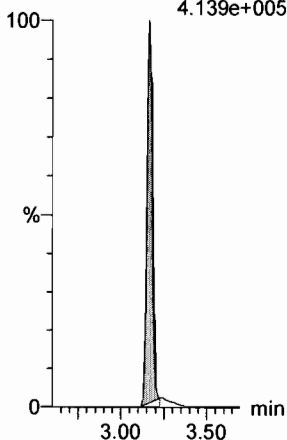
13C4-PFBA

F3:MRM of 1 channel,ES-
217. > 171.8
1.061e+005



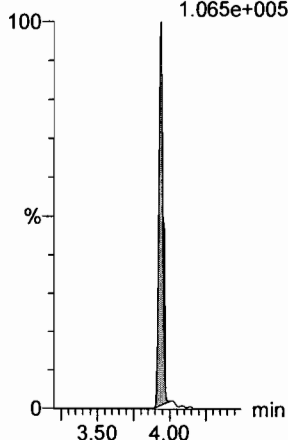
13C5-PFHxA

F10:MRM of 1 channel,ES-
318 > 272.9
4.139e+005



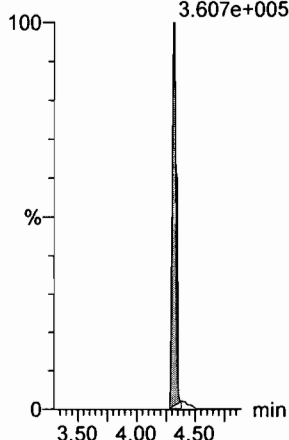
13C3-PFHxS

F18:MRM of 1 channel,ES-
401.9 > 79.9
1.065e+005



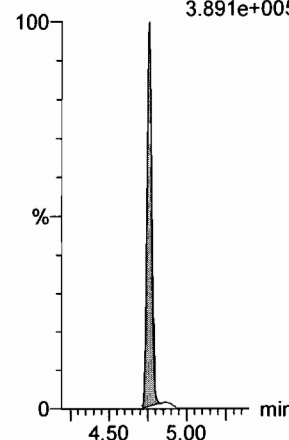
13C8-PFOA

F22:MRM of 1 channel,ES-
421.3 > 376
3.607e+005



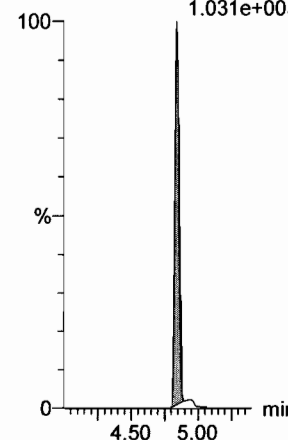
13C9-PFNA

F28:MRM of 1 channel,ES-
472.2 > 426.9
3.891e+005



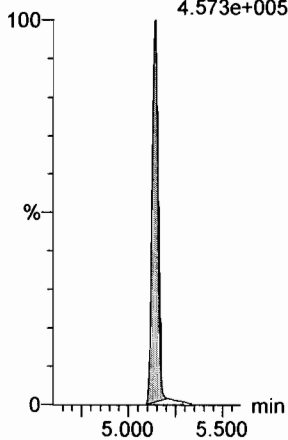
13C4-PFOS

F32:MRM of 1 channel,ES-
503 > 79.9
1.031e+005



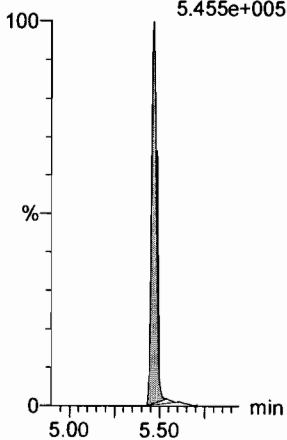
13C6-PFDA

F39:MRM of 1 channel,ES-
519.1 > 473.7
4.573e+005



13C7-PFUDa

F48:MRM of 1 channel,ES-
570.1 > 524.8
5.455e+005



Dataset: F:\Projects\PFAS.PRO\Results\180301M1\180301M1-86.qld

Last Altered: Monday, March 05, 2018 09:14:51 Pacific Standard Time

Printed: Monday, March 05, 2018 09:15:04 Pacific Standard Time

Method: F:\Projects\PFAS.PRO\MethDB\PFAS_FULL_80C_022718.mdb 28 Feb 2018 13:19:45

Calibration: F:\Projects\PFAS.PRO\CurveDB\C18_VAL-PFAS_Q4_03-01-18-FULL.cdb 05 Mar 2018 08:17:35

MJT
3/5/18

Name: 180301M1_86, Date: 02-Mar-2018, Time: 16:55:46, ID: ST180301M1-14 PFC CS3 18B2317, Description: PFC CS3 18B2317

#	Name	Trace	Area	IS Area	RRF	Pred.RT	RT	y Axis Resp.	Conc.	%Rec	Recovery	Out
1	1 PFBA	213.0 > 168.8	6.14e3	6.37e3		1.46	1.41	12.1	9.94	99.4		NO
2	2 PFPeA	263.1 > 218.9	1.10e4	1.30e4		2.31	2.38	10.6	10.5	104.9		NO
3	3 PFBS	299.0 > 79.7	2.43e3	1.57e3		2.60	2.66	19.4	10.8	107.7		NO
4	4 4:2 FTS	327.2>307.2	1.81e3	1.57e3		3.00	3.07	14.4	10.4	103.7		NO
5	5 PFHxA	313.2 > 268.9	1.31e4	4.05e3		3.19	3.16	16.2	10.5	105.0		NO
6	6 PFPeS	349.1>80.1	2.49e3	1.57e3		3.39	3.36	19.9	10.1	101.2		NO
7	7 PFHpA	363.0 > 318.9	9.59e3	8.51e3		3.81	3.78	14.1	10.3	103.0		NO
8	8 L-PFHxS	398.9 > 79.6	1.82e3	1.08e3		4.17	3.93	21.1	12.6	126.3		NO
9	10 6:2 FTS	427.1 > 407	2.38e3	1.46e4		4.28	4.25	2.03	11.2	111.8		NO
10	11 L-PFOA	413 > 368.7	1.23e4	1.46e4		4.40	4.31	10.5	10.8	108.0		NO
11	13 PFHpS	449 > 80.0	3.02e3	1.46e4		4.44	4.42	2.57	10.9	109.0		NO
12	14 PFNA	463.0 > 418.8	1.39e4	1.27e4		4.76	4.75	13.7	9.62	96.2		NO
13	15 PFOSA	498.1 > 77.8	2.77e3	3.27e3		4.83	4.82	10.6	9.93	99.3		NO
14	16 L-PFOS	499 > 79.9	3.27e3	3.54e3		4.90	4.84	11.6	10.5	104.6		NO
15	18 PFDA	513 > 468.8	1.62e4	1.33e4		5.14	5.13	15.3	10.3	102.8		NO
16	19 8:2 FTS	527 > 506.9	2.63e3	1.46e4		5.12	5.10	2.24	10.6	106.2		NO
17	20 PFNS	549.1>80.1	2.30e3	3.54e3		5.08	5.19	8.14	8.78	87.8		NO
18	21 N-MeFOSAA	570.1 > 419	6.38e3	5.61e3		5.29	5.29	14.2	9.64	96.4		NO
19	22 N-EtFOSAA	584.2 > 419	5.09e3	5.54e3		5.45	5.45	11.5	11.9	118.7		NO
20	23 PFuDA	563.0 > 518.9	1.13e4	1.47e4		5.46	5.46	9.62	9.13	91.3		NO
21	24 PFDS	598.8 > 80	3.24e3	1.47e4		5.51	5.51	2.75	9.76	97.6		NO
22	25 PFDoA	612.9 > 569.0	1.35e4	1.21e4		5.74	5.75	13.9	10.4	104.3		NO
23	26 N-MeFOSA	512.1 > 168.9	7.93e3	1.97e4		5.84	5.96	60.3	60.2	120.4		NO
24	27 PFTrDA	662.9 > 618.9	1.45e4	1.21e4		5.98	6.00	14.9	9.86	98.6		NO
25	28 PFTeDA	712.9 > 668.8	1.17e4	5.78e3		6.20	6.22	25.3	9.30	93.0		NO
26	29 N-EtFOSA	526.1 > 168.9	1.00e4	3.15e4		6.22	6.38	47.7	53.6	107.1		NO
27	30 PFHxDA	813.1 > 768.6	5.48e3	4.01e3		6.51	6.56	6.83	10.3	103.2		NO
28	31 PFOA	913.1 > 868.8	6.48e3	4.01e3		6.74	6.80	8.07	10.5	104.8		NO
29	32 N-MeFOSE	616.1 > 58.9	1.03e4	2.89e4		6.31	6.52	53.4	52.8	105.6		NO
30	33 N-EtFOSE	630.1 > 58.9	9.73e3	2.76e4		6.45	6.66	52.8	44.2	88.4		NO
31	34 13C3-PFBA	216.1 > 171.8	6.37e3	7.13e3	0.895	1.46	1.41	11.2	12.5	99.8		NO

am
3/5/18

Dataset: F:\Projects\PFAS.PRO\Results\180301M1\180301M1-86.qld

Last Altered: Monday, March 05, 2018 09:14:51 Pacific Standard Time

Printed: Monday, March 05, 2018 09:15:04 Pacific Standard Time

Name: 180301M1_86, Date: 02-Mar-2018, Time: 16:55:46, ID: ST180301M1-14 PFC CS3 18B2317, Description: PFC CS3 18B2317

#	Name	Trace	Area	IS Area	RRF	Pred.RT	RT	y Axis Resp.	Conc.	%Rec	Recovery Out
32	35 13C3-PFPeA	266. > 221.8	1.30e4	1.39e4	0.983	2.42	2.38	11.7	11.9	95.4	NO
33	36 13C3-PFBS	302. > 98.8	1.57e3	1.39e4	0.125	2.69	2.66	1.41	11.3	90.7	NO
34	37 13C2-PFHxA	315 > 269.8	4.05e3	1.39e4	0.722	3.19	3.16	3.65	5.05	101.0	NO
35	38 13C4-PFHpA	367.2 > 321.8	8.51e3	1.39e4	0.687	3.81	3.78	7.66	11.2	89.2	NO
36	39 18O2-PFHxS	403.0 > 102.6	1.08e3	3.10e3	0.367	3.96	3.93	4.35	11.8	94.8	NO
37	40 13C2-PFOA	414.9 > 369.7	1.46e4	1.10e4	1.260	4.33	4.31	16.7	13.2	106.0	NO
38	41 13C5-PFNA	468.2 > 422.9	1.27e4	1.26e4	0.959	4.76	4.75	12.5	13.1	104.6	NO
39	42 13C8-PFOSA	506.1 > 77.7	3.27e3	1.61e4	0.229	4.83	4.82	2.54	11.1	88.8	NO
40	43 13C8-PFOS	507.0 > 79.9	3.54e3	2.83e3	1.053	4.84	4.84	15.6	14.9	118.8	NO
41	44 13C2-PFDA	515.1 > 469.9	1.33e4	1.35e4	0.977	5.14	5.13	12.2	12.5	100.3	NO
42	45 d3-N-MeFOSAA	573.3 > 419	5.61e3	1.61e4	0.384	5.29	5.28	4.36	11.4	90.8	NO
43	46 d5-N-EtFOSAA	589.3 > 419	5.54e3	1.61e4	0.403	5.45	5.44	4.31	10.7	85.6	NO
44	47 13C2-PFUdA	565 > 519.8	1.47e4	1.61e4	1.019	5.46	5.46	11.4	11.2	89.8	NO
45	48 13C2-PFDoA	615.0 > 569.7	1.21e4	1.61e4	0.908	5.74	5.75	9.42	10.4	83.1	NO
46	49 d3-N-MeFOSA	515.2 > 168.9	1.97e4	1.61e4	0.117	5.84	5.98	15.3	131	87.1	NO
47	50 13C2-PFTeDA	714.8 > 669.6	5.78e3	1.61e4	0.414	6.20	6.22	4.50	10.9	87.0	NO
48	51 d5-N-ETFOSA	531.1 > 168.9	3.15e4	1.61e4	0.181	6.22	6.39	24.5	135	90.2	NO
49	52 13C2-PFHxDA	815 > 769.7	4.01e3	1.61e4	0.782	6.51	6.56	3.12	3.99	79.8	NO
50	53 d7-N-MeFOSE	623.1 > 58.9	2.89e4	1.61e4	0.172	6.31	6.51	22.5	131	87.3	NO
51	54 d9-N-EtFOSE	639.2 > 58.8	2.76e4	1.61e4	0.146	6.45	6.66	21.5	147	97.9	NO
52	55 13C4-PFBA	217. > 171.8	7.13e3	7.13e3	1.000	1.46	1.41	12.5	12.5	100.0	NO
53	56 13C5-PFHxA	318 > 272.9	1.39e4	1.39e4	1.000	3.19	3.16	12.5	12.5	100.0	NO
54	57 13C3-PFHxS	401.9 > 79.9	3.10e3	3.10e3	1.000	3.96	3.93	12.5	12.5	100.0	NO
55	58 13C8-PFOA	421.3 > 376	1.10e4	1.10e4	1.000	4.33	4.31	12.5	12.5	100.0	NO
56	59 13C9-PFNA	472.2 > 426.9	1.26e4	1.26e4	1.000	4.70	4.75	12.5	12.5	100.0	NO
57	60 13C4-PFOS	503 > 79.9	2.83e3	2.83e3	1.000	4.84	4.84	12.5	12.5	100.0	NO
58	61 13C6-PFDA	519.1 > 473.7	1.35e4	1.35e4	1.000	5.14	5.13	12.5	12.5	100.0	NO
59	62 13C7-PFUdA	570.1 > 524.8	1.61e4	1.61e4	1.000	5.46	5.46	12.5	12.5	100.0	NO

Vista Analytical Laboratory

Dataset: Untitled

Last Altered: Saturday, March 03, 2018 06:14:29 Pacific Standard Time

Printed: Saturday, March 03, 2018 06:14:58 Pacific Standard Time

Method: F:\Projects\PFAS.PRO\MethDB\PFAS_FULL_80C_022718.mdb 28 Feb 2018 13:19:45

Calibration: F:\Projects\PFAS.PRO\CurveDB\C18_VAL-PFAS_Q4_03-01-18-FULL.cdb 03 Mar 2018 05:24:54

Compound name: PFBA

	Name	ID	Acq.Date	Acq.Time
1	180301M1_2	ST180301M1-1 PFC CS-2 18B2312	02-Mar-18	00:51:52
2	180301M1_3	ST180301M1-2 PFC CS-1 18B2313	02-Mar-18	01:03:19
3	180301M1_4	ST180301M1-3 PFC CS0 18B2314	02-Mar-18	01:14:50 ✓
4	180301M1_5	ST180301M1-4 PFC CS1 18B2315	02-Mar-18	01:26:16
5	180301M1_6	ST180301M1-5 PFC CS2 18B2316	02-Mar-18	01:37:43
6	180301M1_7	ST180301M1-6 PFC CS3 18B2317	02-Mar-18	01:49:10
7	180301M1_8	ST180301M1-7 PFC CS4 18B2318	02-Mar-18	02:00:37
8	180301M1_9	ST180301M1-8 PFC CS5 18B2319	02-Mar-18	02:12:06
9	180301M1_10	ST180301M1-9 PFC CS6 18B2320	02-Mar-18	02:23:33
10	180301M1_11	ST180301M1-10 PFC CS7 18B2321	02-Mar-18	02:35:03
11	180301M1_12	IPA	02-Mar-18	02:46:32
12	180301M1_13	ICV180301M1-1 PFC ICV 18B2311	02-Mar-18	02:58:02 ✓
13	180301M1_14	IPA	02-Mar-18	03:09:32
14	180301M1_15	1800342-20 WI-AF-MW-200-0218 0.11976	02-Mar-18	03:21:00
15	180301M1_16	1800327-07 OF-FB44-0218 0.12118	02-Mar-18	03:32:29
16	180301M1_17	1800327-08 OF-RW59-0218 0.1103	02-Mar-18	03:43:58
17	180301M1_18	1800327-09 OF-FB59-0218 0.11633	02-Mar-18	03:55:25
18	180301M1_19	1800327-10 OF-RW03-0218 0.11147	02-Mar-18	04:06:52
19	180301M1_20	1800327-11 OF-FB03-0218 0.11762	02-Mar-18	04:18:19
20	180301M1_21	1800327-12 OF-RW37-0218 0.11621	02-Mar-18	04:29:45
21	180301M1_22	1800327-13 OF-FB37-0218 0.1165	02-Mar-18	04:41:15
22	180301M1_23	B8B0131-BS1 OPR 0.125	02-Mar-18	04:52:36
23	180301M1_24	B8B0131-BLK1 Method Blank 0.125	02-Mar-18	05:04:03
24	180301M1_25	B8B0131-MS1 Matrix Spike 0.12126	02-Mar-18	05:15:33
25	180301M1_26	B8B0131-MSD1 Matrix Spike Dup 0.11914	02-Mar-18	05:27:03
26	180301M1_27	1800329-01 OF-RW59-INF01-0218 0.11462	02-Mar-18	05:38:31
27	180301M1_28	1800329-02 OF-RW59-INF01P-0218 0.11789	02-Mar-18	05:50:02
28	180301M1_29	1800329-03 OF-RW59-MID01-0218 0.11984	02-Mar-18	06:01:31
29	180301M1_30	1800329-04 OF-RW59-EFF01-0218 0.1216	02-Mar-18	06:13:01
30	180301M1_31	1800329-05 OF-RW59-FB01-0218 0.11314	02-Mar-18	06:24:29
31	180301M1_32	1800329-06 OF-RW08-INF01-0218 0.12179	02-Mar-18	06:35:56

Dataset: Untitled

Last Altered: Saturday, March 03, 2018 06:14:29 Pacific Standard Time
 Printed: Saturday, March 03, 2018 06:14:58 Pacific Standard Time

Compound name: PFBA

	Name	ID	Acq.Date	Acq.Time
32	180301M1_33	1800329-07 OF-RW08-MID01-0218 0.10892	02-Mar-18	06:47:18
33	180301M1_34	IPA	02-Mar-18	06:58:45
34	180301M1_35	ST180301M1-11 PFC CS3 18B2317	02-Mar-18	07:10:14 ✓
35	180301M1_36	IPA	02-Mar-18	07:21:44
36	180301M1_37	1800329-08 OF-RW08-EFF01-0218 0.12262	02-Mar-18	07:33:13
37	180301M1_38	1800329-09 OF-RW08-FB01-0218 0.12173	02-Mar-18	07:44:43
38	180301M1_39	1800329-10 OF-RW63-INF01-0218 0.11237	02-Mar-18	07:56:13
39	180301M1_40	1800329-11 OF-RW63-MID01-0218 0.11515	02-Mar-18	08:07:43
40	180301M1_41	1800329-12 OF-RW63-EFF01-0218 0.12129	02-Mar-18	08:19:12
41	180301M1_42	1800329-13 OF-RW63-FB01-0218 0.12066	02-Mar-18	08:30:41
42	180301M1_43	1800329-14 OF-RW44-INF01-0218 0.11484	02-Mar-18	08:42:11
43	180301M1_44	1800329-15 OF-RW44-MID01-0218 0.12094	02-Mar-18	08:53:41
44	180301M1_45	1800329-16 OF-RW44-EFF01-0218 0.11743	02-Mar-18	09:05:10
45	180301M1_46	1800329-17 OF-RW44-FB01-0218 0.12155	02-Mar-18	09:16:31
46	180301M1_47	1800329-18 OF-RW42B-INF01-0218 0.11569	02-Mar-18	09:27:58
47	180301M1_48	B8B0122-BS1 OPR 0.125	02-Mar-18	09:39:25
48	180301M1_49	B8B0122-BSD1 LCSD 0.125	02-Mar-18	09:50:55
49	180301M1_50	B8B0122-BLK1 Method Blank 0.125	02-Mar-18	10:02:24
50	180301M1_51	1800323-01 OF-RW83-0218 0.11418	02-Mar-18	10:13:54
51	180301M1_52	1800323-02 OF-FB83-0218 0.11591	02-Mar-18	10:25:24
52	180301M1_53	1800323-03 OF-RW38-0218 0.11407	02-Mar-18	10:36:53
53	180301M1_54	IPA	02-Mar-18	10:48:23
54	180301M1_55	ST180301M1-12 PFC CS3 18B2317	02-Mar-18	10:59:50
55	180301M1_56	IPA	02-Mar-18	11:11:20
56	180301M1_57	1800323-04 OF-FB38-0218 0.11688	02-Mar-18	11:22:49
57	180301M1_58	1800323-05 OF-RW43-0218 0.1084	02-Mar-18	11:34:19
58	180301M1_59	1800323-06 OF-FB43-0218 0.10942	02-Mar-18	11:45:48
59	180301M1_60	1800323-07 OF-RW08-0218 0.11646	02-Mar-18	11:57:18
60	180301M1_61	1800323-08 OF-FB08-0218 0.11707	02-Mar-18	12:08:45
61	180301M1_62	1800323-09 OF-RW16-0218 0.11565	02-Mar-18	12:20:15
62	180301M1_63	1800323-10 OF-FB16-0218 0.11729	02-Mar-18	12:31:44
63	180301M1_64	1800324-01 OF-RW63-0218 0.11462	02-Mar-18	12:43:14
64	180301M1_65	IPA	02-Mar-18	12:54:41
65	180301M1_66	ST180301M1-13 PFC CS0 18B2314	02-Mar-18	13:06:11 ✓

Dataset: Untitled

Last Altered: Saturday, March 03, 2018 06:14:29 Pacific Standard Time

Printed: Saturday, March 03, 2018 06:14:58 Pacific Standard Time

Compound name: PFBA

	Name	ID	Acq.Date	Acq.Time
66	180301M1_67	IPA	02-Mar-18	13:17:40
67	180301M1_68	1800324-02 OF-FB63-0218 0.11622	02-Mar-18	13:29:10
68	180301M1_69	1800324-03 OF-RW23-0218 0.11311	02-Mar-18	13:40:37
69	180301M1_70	1800324-04 OF-FB23-0218 0.11692	02-Mar-18	13:52:07
70	180301M1_71	1800324-05 OF-RW28-0218 0.11227	02-Mar-18	14:03:36
71	180301M1_72	1800324-06 OF-FB28-0218 0.11581	02-Mar-18	14:15:06
72	180301M1_73	1800324-07 OF-RW60-0218 0.11223	02-Mar-18	14:26:32
73	180301M1_74	1800324-08 OF-RW60P-0218 0.11541	02-Mar-18	14:38:02
74	180301M1_75	1800324-09 OF-FB60-0218 0.11817	02-Mar-18	14:49:29
75	180301M1_76	1800324-10 OF-RW42C-0218 0.11358	02-Mar-18	15:00:58
76	180301M1_77	B8B0068-BS1 OPR 0.25	02-Mar-18	15:12:27
77	180301M1_78	B8B0068-BLK1 Method Blank 0.25	02-Mar-18	15:23:58
78	180301M1_79	1800272-01 MtBE_7256 0.26427	02-Mar-18	15:35:24
79	180301M1_80	1800286-01 GW2125180205RAP 0.25961	02-Mar-18	15:46:54
80	180301M1_81	1800286-02 GW3135180206RAP 0.25631	02-Mar-18	15:58:21
81	180301M1_82	1800286-03 GW4044180206RAP 0.25699	02-Mar-18	16:09:50
82	180301M1_83	1800286-04 GW5054180206RAP 0.26906	02-Mar-18	16:21:19
83	180301M1_84	1800286-05 GW5963180207RAP 0.26219	02-Mar-18	16:32:46
84	180301M1_85	IPA	02-Mar-18	16:44:16
85	180301M1_86	ST180301M1-14 PFC CS3 18B2317	02-Mar-18	16:55:46
86	180301M1_87	IPA	02-Mar-18	17:07:16
87	180301M1_88	1800286-06 GW2024180207RAP 0.25995	02-Mar-18	17:18:45
88	180301M1_89	1800286-07 GW3034180207RAP 0.25817	02-Mar-18	17:30:14
89	180301M1_90	1800286-08 GW4145180207RAP 0.26371	02-Mar-18	17:41:43
90	180301M1_91	1800286-09 GW5054180208RAP 0.26011	02-Mar-18	17:53:13
91	180301M1_92	1800293-01 HS DW WELL 1-TAP 0.26085	02-Mar-18	18:04:42
92	180301M1_93	1800293-02 FB1802071025AB 0.26261	02-Mar-18	18:16:12
93	180301M1_94	1800293-03 HS DW WELL 2-TAP 0.25552	02-Mar-18	18:27:41
94	180301M1_95	1800293-04 HS DW WELL 12-TAP 0.26089	02-Mar-18	18:39:11
95	180301M1_96	1800293-05 HS DW WELL 12-TAP-DUP 0.25274	02-Mar-18	18:50:38
96	180301M1_97	1800293-06 HS BUS Garage Well-TAP 0.25645	02-Mar-18	19:02:05
97	180301M1_98	1800293-07 HS Maint. Barn Well-TAP 0.25599	02-Mar-18	19:13:32
98	180301M1_99	IPA	02-Mar-18	19:25:00
99	180301M1_100	ST180301M1-15 PFC CS3 18B2317	02-Mar-18	19:36:30

Dataset: Untitled

Last Altered: Saturday, March 03, 2018 06:14:29 Pacific Standard Time

Printed: Saturday, March 03, 2018 06:14:58 Pacific Standard Time

Compound name: PFBA

	Name	ID	Acq.Date	Acq.Time
100	180301M1_101	IPA	02-Mar-18	19:47:56
101	180301M1_102	1800293-08 Elementary School Well-TAP 0.261...	02-Mar-18	19:59:26
102	180301M1_103	B8B0072-BS1 OPR 1	02-Mar-18	20:10:55
103	180301M1_104	B8B0072-BLK1 Method Blank 1	02-Mar-18	20:22:16
104	180301M1_105	1800205-01 PFAS in Soil, 462, Soil 101 1.04	02-Mar-18	20:33:43
105	180301M1_106	IPA	02-Mar-18	20:45:10
106	180301M1_107	ST180301M1-16 PFC CS3 18B2317	02-Mar-18	20:56:40
107	180301M1_108	IPA	02-Mar-18	21:08:07

Dataset: F:\Projects\PFAS.PRO\Results\180301M1\180301M1-86.qld

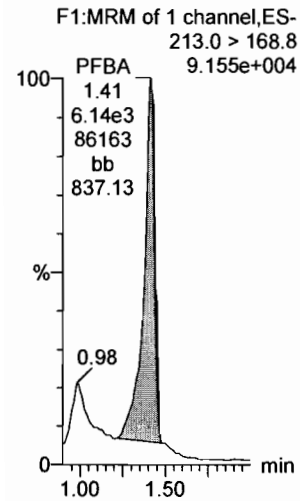
Last Altered: Monday, March 05, 2018 09:14:51 Pacific Standard Time
Printed: Monday, March 05, 2018 09:15:04 Pacific Standard Time

Method: F:\Projects\PFAS.PRO\MethDB\PFAS_FULL_80C_022718.mdb 28 Feb 2018 13:19:45

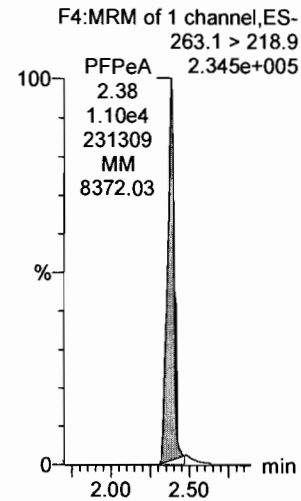
Calibration: F:\Projects\PFAS.PRO\CurveDB\C18_VAL-PFAS_Q4_03-01-18-FULL.cdb 05 Mar 2018 08:17:35

Name: 180301M1_86, Date: 02-Mar-2018, Time: 16:55:46, ID: ST180301M1-14 PFC CS3 18B2317, Description: PFC CS3 18B2317

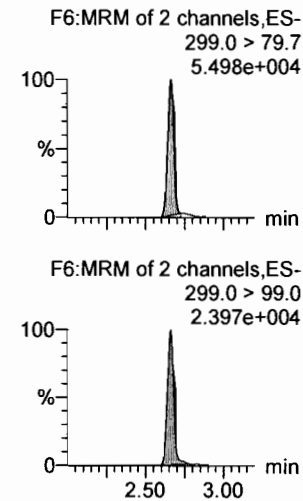
PFBA



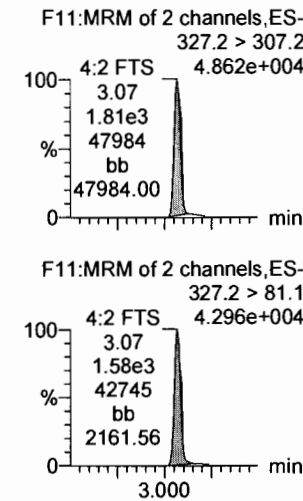
PFPeA




PFBS



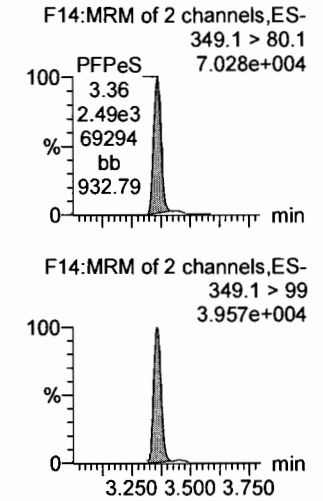
4:2 FTS



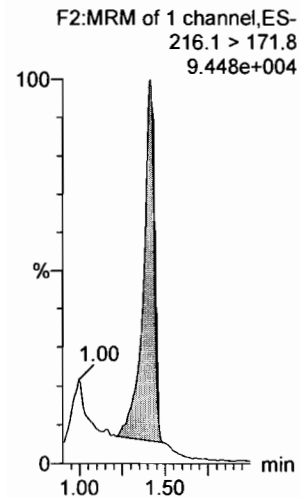
PFHxA



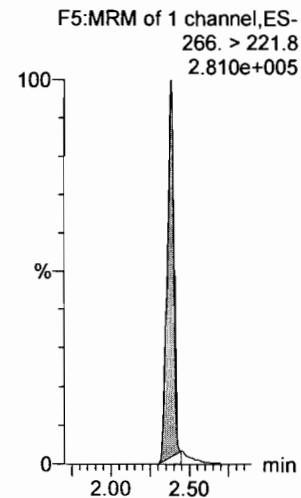
PFPeS



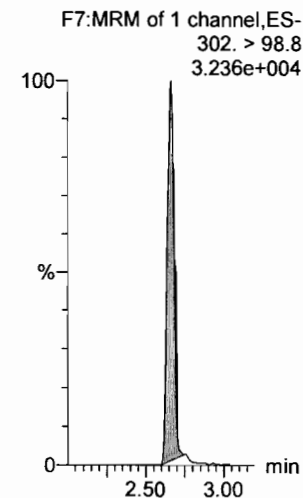
13C3-PFBA



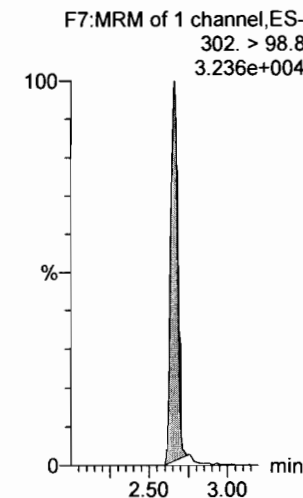
13C3-PFPeA



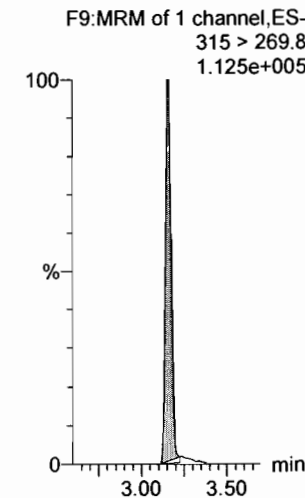
13C3-PFBS



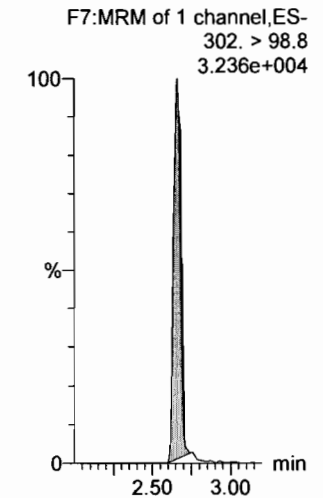
13C3-PFBS



13C2-PFHxA



13C3-PFBS



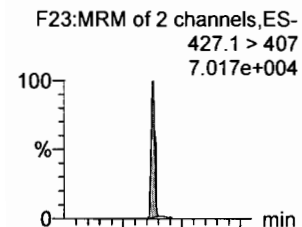
Dataset: F:\Projects\PFAS.PRO\Results\180301M1\180301M1-86.qld

Last Altered: Monday, March 05, 2018 09:14:51 Pacific Standard Time

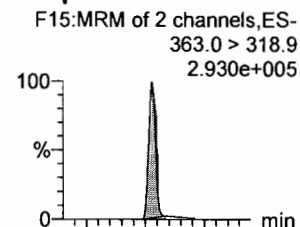
Printed: Monday, March 05, 2018 09:15:04 Pacific Standard Time

Name: 180301M1_86, Date: 02-Mar-2018, Time: 16:55:46, ID: ST180301M1-14 PFC CS3 18B2317, Description: PFC CS3 18B2317

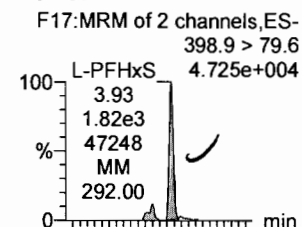
6:2 FTS



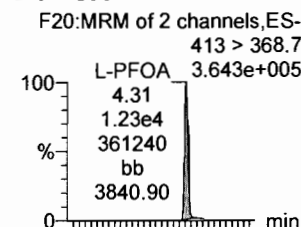
PFHpA



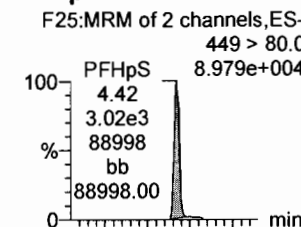
L-PFHxS



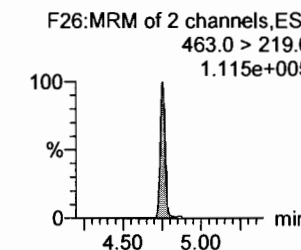
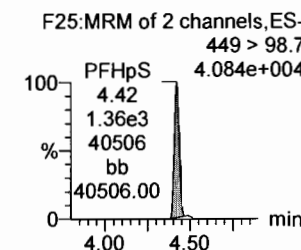
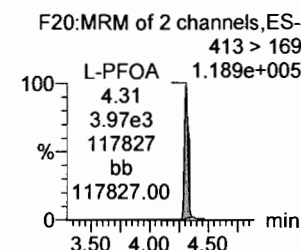
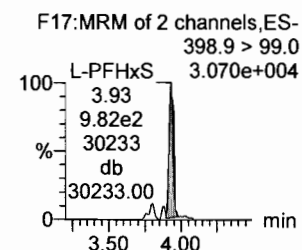
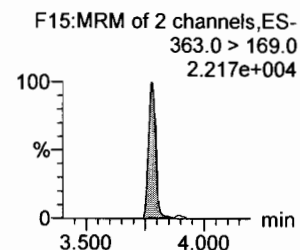
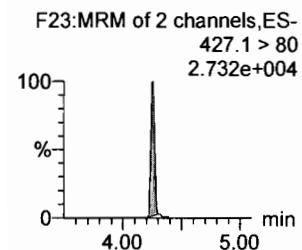
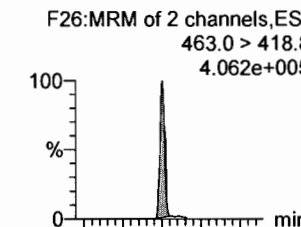
L-PFOA



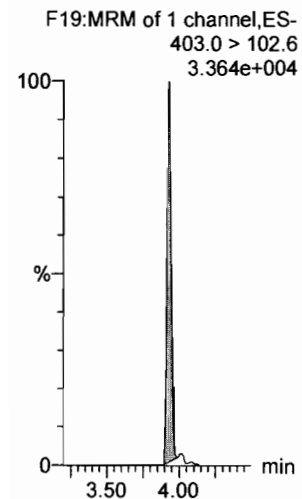
PFHpS



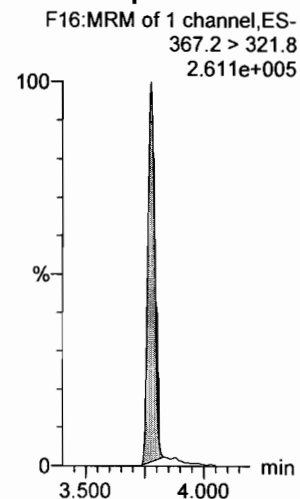
PFNA



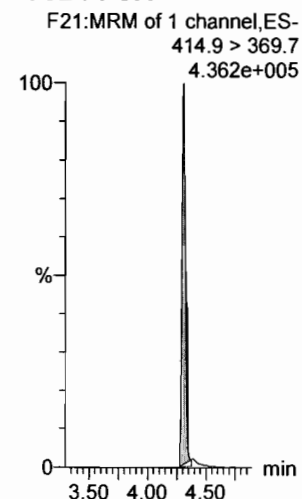
18O2-PFHxS



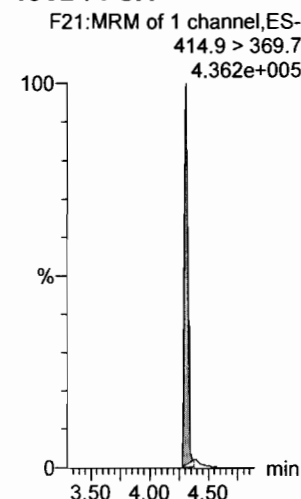
13C4-PFHpA



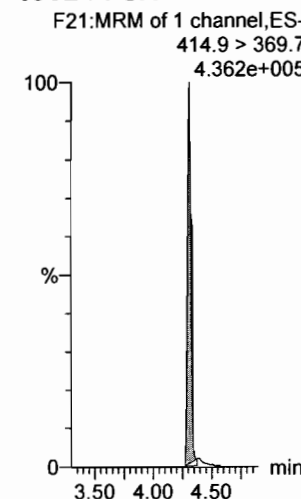
13C2-PFOA



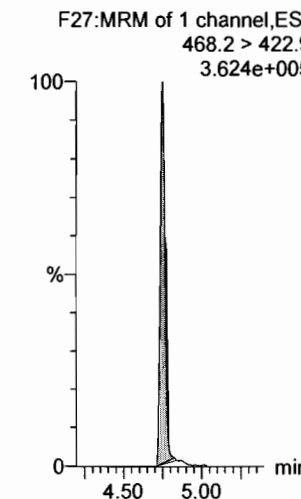
13C2-PFOA



13C2-PFOA



13C5-PFNA



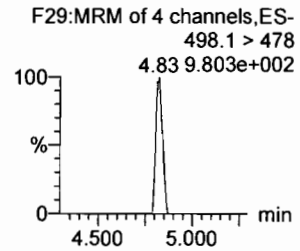
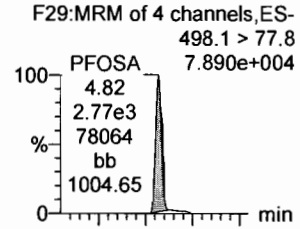
Dataset: F:\Projects\PFAS.PRO\Results\180301M1\180301M1-86.qld

Last Altered: Monday, March 05, 2018 09:14:51 Pacific Standard Time

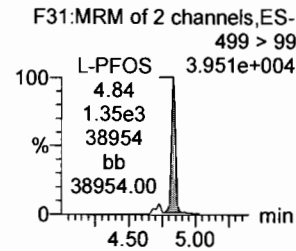
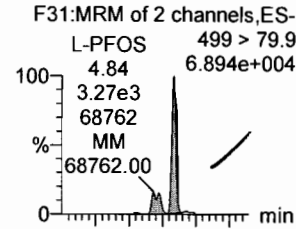
Printed: Monday, March 05, 2018 09:15:04 Pacific Standard Time

Name: 180301M1_86, Date: 02-Mar-2018, Time: 16:55:46, ID: ST180301M1-14 PFC CS3 18B2317, Description: PFC CS3 18B2317

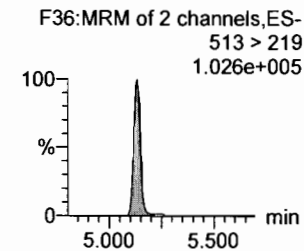
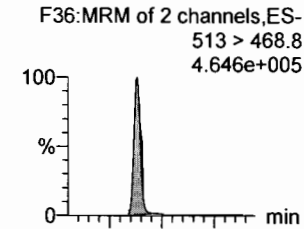
PFOSA



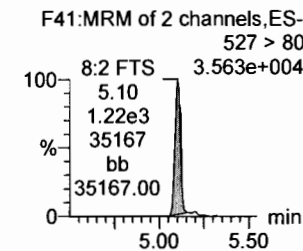
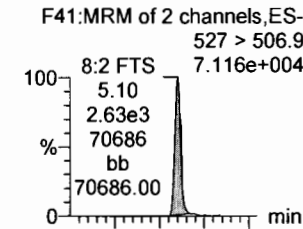
L-PFOS



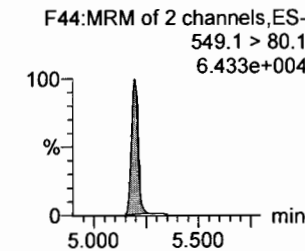
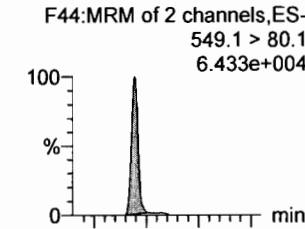
PFDA



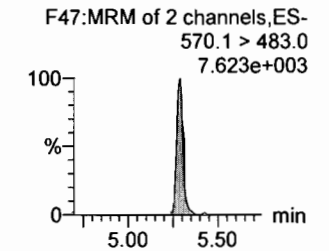
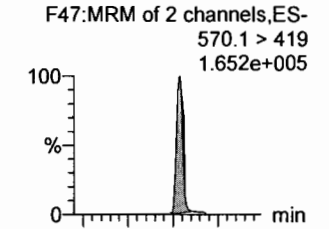
8:2 FTS



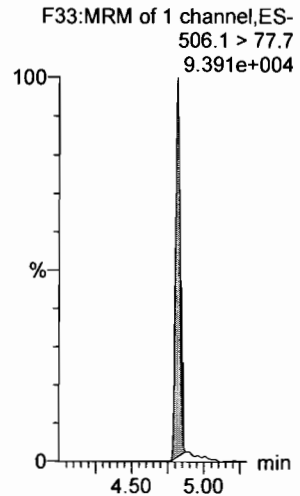
PFNS



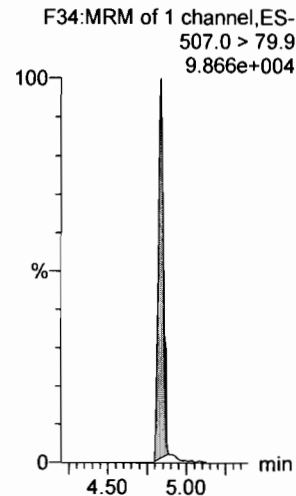
N-MeFOSAA



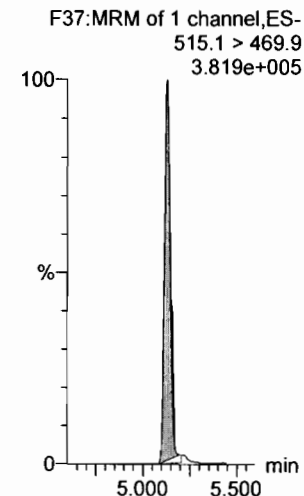
13C8-PFOSA



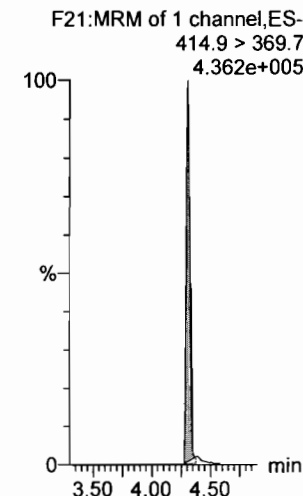
13C8-PFOS



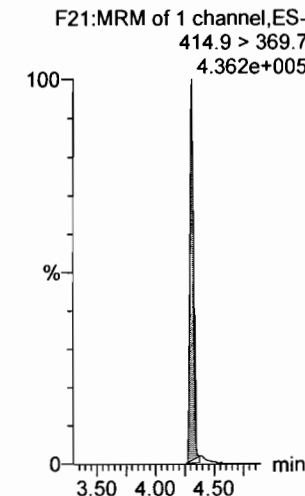
13C2-PFDA



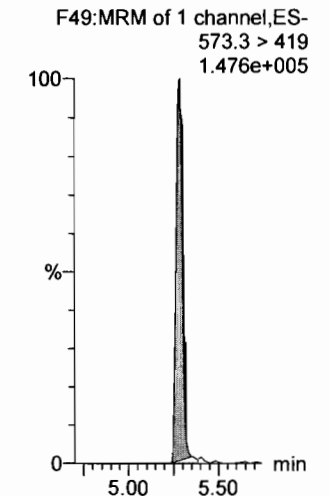
13C2-PFOA



13C2-PFOA



d3-N-MeFOSAA

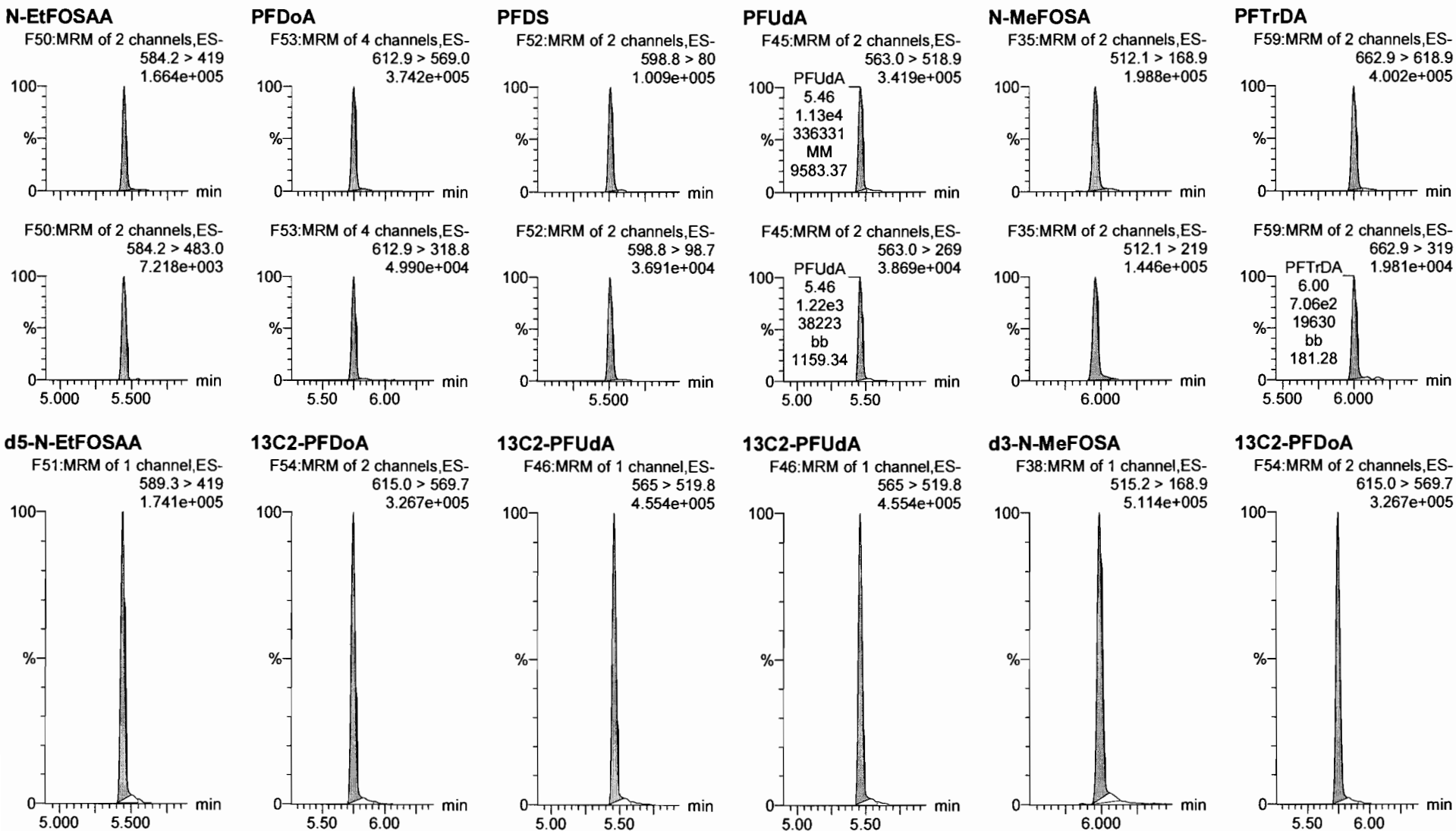


Dataset: F:\Projects\PFAS.PRO\Results\180301M1\180301M1-86.qld

Last Altered: Monday, March 05, 2018 09:14:51 Pacific Standard Time

Printed: Monday, March 05, 2018 09:15:04 Pacific Standard Time

Name: 180301M1_86, Date: 02-Mar-2018, Time: 16:55:46, ID: ST180301M1-14 PFC CS3 18B2317, Description: PFC CS3 18B2317



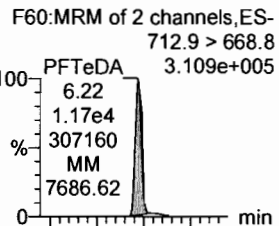
Dataset: F:\Projects\PFAS.PRO\Results\180301M1\180301M1-86.qld

Last Altered: Monday, March 05, 2018 09:14:51 Pacific Standard Time

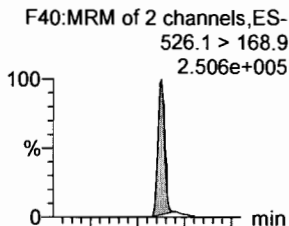
Printed: Monday, March 05, 2018 09:15:04 Pacific Standard Time

Name: 180301M1_86, Date: 02-Mar-2018, Time: 16:55:46, ID: ST180301M1-14 PFC CS3 18B2317, Description: PFC CS3 18B2317

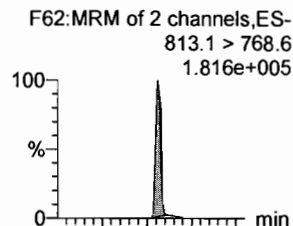
PFTeDA



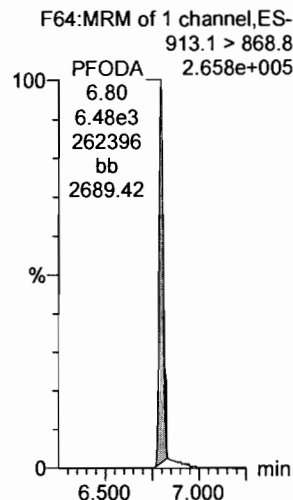
N-EtFOSA



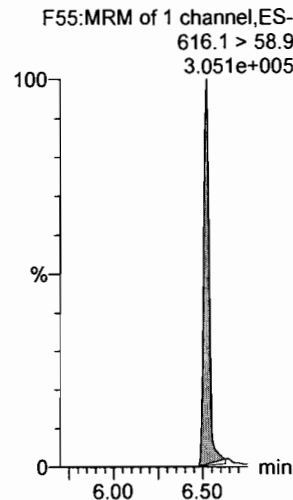
PFHxDA



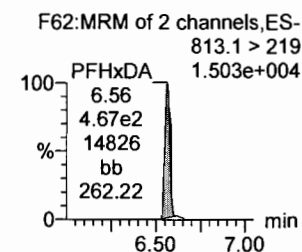
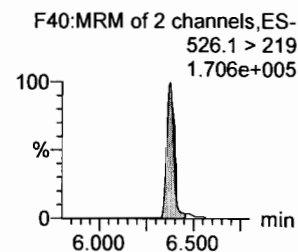
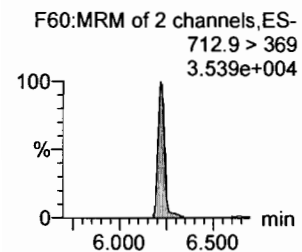
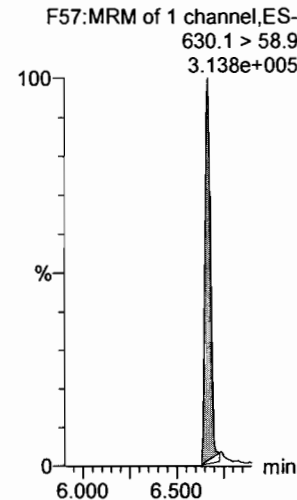
PFODA



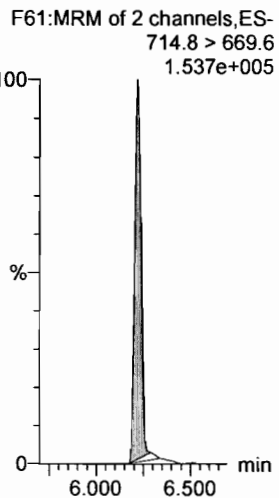
N-MeFOSE



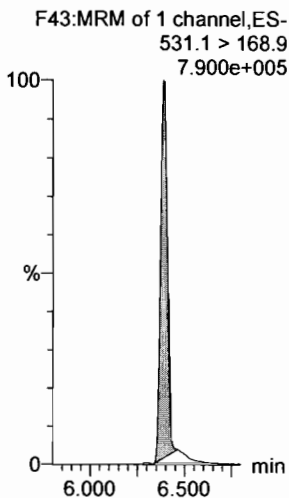
N-EtFOSE



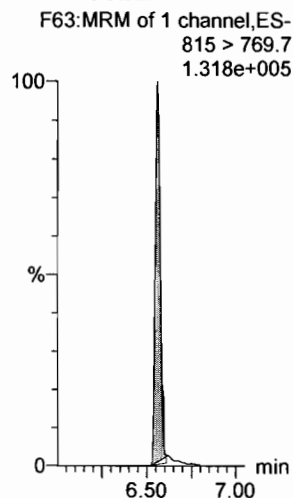
13C2-PFTeDA



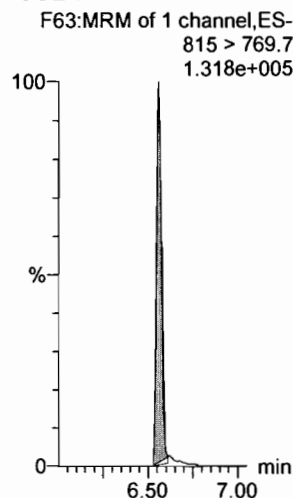
d5-N-ETFOSA



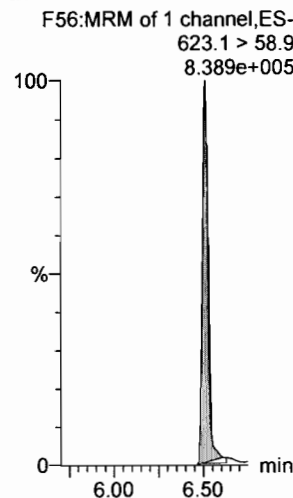
13C2-PFHxDA



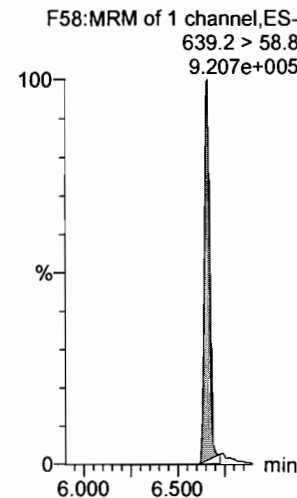
13C2-PFHxDA



d7-N-MeFOSE



d9-N-EtFOSE



Dataset: F:\Projects\PFAS.PRO\Results\180301M1\180301M1-86.qld

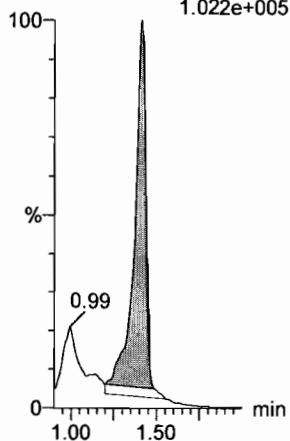
Last Altered: Monday, March 05, 2018 09:14:51 Pacific Standard Time

Printed: Monday, March 05, 2018 09:15:04 Pacific Standard Time

Name: 180301M1_86, Date: 02-Mar-2018, Time: 16:55:46, ID: ST180301M1-14 PFC CS3 18B2317, Description: PFC CS3 18B2317

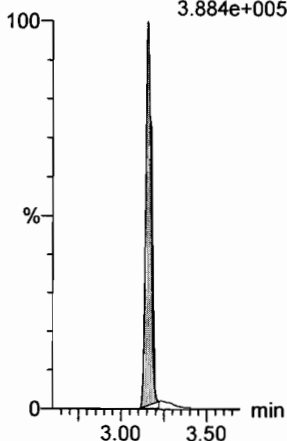
13C4-PFBA

F3:MRM of 1 channel,ES-
217. > 171.8
1.022e+005



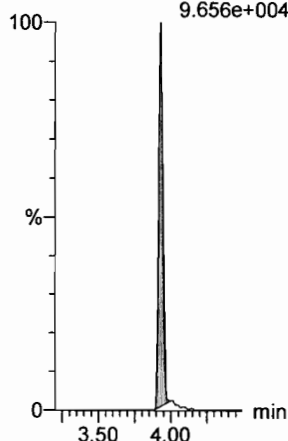
13C5-PFHxA

F10:MRM of 1 channel,ES-
318 > 272.9
3.884e+005



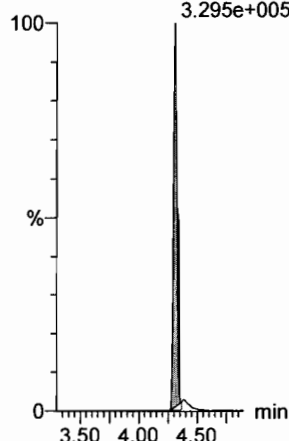
13C3-PFHxS

F18:MRM of 1 channel,ES-
401.9 > 79.9
9.656e+004



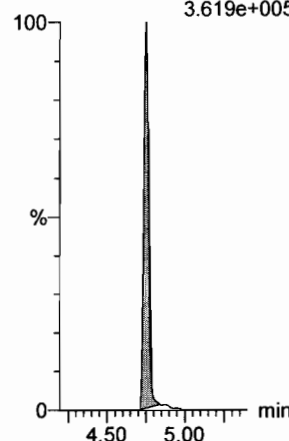
13C8-PFOA

F22:MRM of 1 channel,ES-
421.3 > 376
3.295e+005



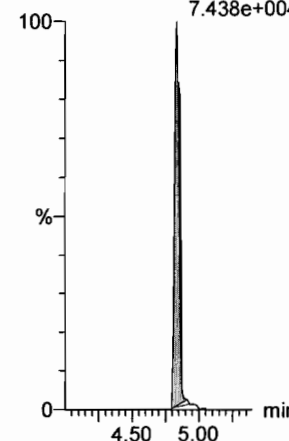
13C9-PFNA

F28:MRM of 1 channel,ES-
472.2 > 426.9
3.619e+005



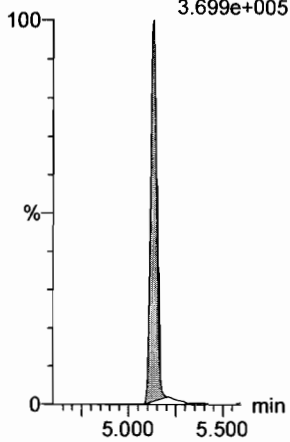
13C4-PFOS

F32:MRM of 1 channel,ES-
503 > 79.9
7.438e+004



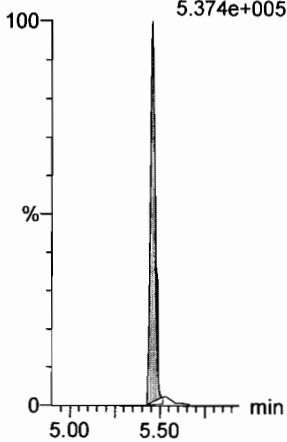
13C6-PFDA

F39:MRM of 1 channel,ES-
519.1 > 473.7
3.699e+005



13C7-PFUdA

F48:MRM of 1 channel,ES-
570.1 > 524.8
5.374e+005



INITIAL CALIBRATION (ICAL)
INCLUDING ASSOCIATED
INITIAL CALIBRATION VERIFICATION (ICV) AND INSTRUMENT BLANK (IB)

Dataset: F:\Projects\PFAS.PRO\Results\180228M1\180228M1-CRV.qld

Rev'd JFA. 03/01/2018

Last Altered: Thursday, March 01, 2018 12:54:21 Pacific Standard Time

Printed: Thursday, March 01, 2018 12:56:34 Pacific Standard Time

Method: F:\Projects\PFAS.PRO\MethDB\PFAS_FULL_80C_022718.mdb 28 Feb 2018 13:19:45

Calibration: F:\Projects\PFAS.PRO\CurveDB\C18_VAL-PFAS_Q4_02-28-18-FULL.cdb 01 Mar 2018 12:54:21

Compound name: PFBA

Correlation coefficient: $r = 0.999128$, $r^2 = 0.998257$

Calibration curve: $1.16633 * x + -0.00657388$

Response type: Internal Std (Ref 34), Area * (IS Conc. / IS Area)

Curve type: Linear, Origin: Include, Weighting: 1/x, Axis trans: None

gm 3/1/18

	# Name	Type	Std. Conc	RT	Area	IS Area	Response	Conc.	%Dev	Conc. Flag	CoD	CoD Flag	x-excluded
1	1 180228M1_2	Standard	0.250	1.47	247.554	9482.349	0.326	0.3	14.2	NO	0.998	NO	bb
2	2 180228M1_3	Standard	0.500	1.47	416.110	10405.057	0.500	0.4	-13.2	NO	0.998	NO	bb
3	3 180228M1_4	Standard	1.000	1.47	733.690	7784.448	1.178	1.0	1.6	NO	0.998	NO	bb
4	4 180228M1_5	Standard	2.000	1.47	1914.234	10499.210	2.279	2.0	-2.0	NO	0.998	NO	bb
5	5 180228M1_6	Standard	5.000	1.47	4291.185	10272.636	5.222	4.5	-10.3	NO	0.998	NO	MM
6	6 180228M1_7	Standard	10.000	1.47	7394.258	8094.981	11.418	9.8	-2.0	NO	0.998	NO	bb
7	7 180228M1_8	Standard	50.000	1.47	48191.977	10146.749	59.369	50.9	1.8	NO	0.998	NO	MM
8	8 180228M1_9	Standard	100.000	1.47	102193.359	10209.916	125.115	107.3	7.3	NO	0.998	NO	MM
9	9 180228M1_10	Standard	250.000	1.47	246942.734	10188.778	302.959	259.8	3.9	NO	0.998	NO	MM
10	10 180228M1_11	Standard	500.000	1.47	469335.375	10417.884	563.137	482.8	-3.4	NO	0.998	NO	MM

Compound name: PFPeA

Correlation coefficient: $r = 0.999901$, $r^2 = 0.999803$

Calibration curve: $0.948079 * x + 0.0338914$

Response type: Internal Std (Ref 35), Area * (IS Conc. / IS Area)

Curve type: Linear, Origin: Exclude, Weighting: 1/x, Axis trans: None

	# Name	Type	Std. Conc	RT	Area	IS Area	Response	Conc.	%Dev	Conc. Flag	CoD	CoD Flag	x-excluded
1	1 180228M1_2	Standard	0.250	2.43	322.311	14785.717	0.272	0.3	0.7	NO	1.000	NO	bb
2	2 180228M1_3	Standard	0.500	2.43	613.559	15577.599	0.492	0.5	-3.3	NO	1.000	NO	bb
3	3 180228M1_4	Standard	1.000	2.43	1090.073	13667.284	0.997	1.0	1.6	NO	1.000	NO	bb
4	4 180228M1_5	Standard	2.000	2.43	2377.582	14969.095	1.985	2.1	2.9	NO	1.000	NO	bb
5	5 180228M1_6	Standard	5.000	2.44	5486.409	15060.083	4.554	4.8	-4.7	NO	1.000	NO	MM
6	6 180228M1_7	Standard	10.000	2.43	10582.290	13277.061	9.963	10.5	4.7	NO	1.000	NO	MM
7	7 180228M1_8	Standard	50.000	2.43	55897.668	14578.932	47.927	50.5	1.0	NO	1.000	NO	MM
8	8 180228M1_9	Standard	100.000	2.43	110608.898	15053.539	91.846	96.8	-3.2	NO	1.000	NO	MM
9	9 180228M1_10	Standard	250.000	2.43	265728.188	14095.015	235.658	248.5	-0.6	NO	1.000	NO	MM
10	10 180228M1_11	Standard	500.000	2.43	501467.000	13122.153	477.691	503.8	0.8	NO	1.000	NO	MM

Dataset: F:\Projects\PFAS.PRO\Results\180228M1\180228M1-CRV.qld

Last Altered: Thursday, March 01, 2018 12:54:21 Pacific Standard Time

Printed: Thursday, March 01, 2018 12:56:34 Pacific Standard Time

Compound name: PFBS

Coefficient of Determination: $R^2 = 0.999274$

Calibration curve: $0.000206202 * x^2 + 1.71322 * x + 0.111292$

Response type: Internal Std (Ref 36), Area * (IS Conc. / IS Area)

Curve type: 2nd Order, Origin: Exclude, Weighting: 1/x, Axis trans: None

	# Name	Type	Std. Conc	RT	Area	IS Area	Response	Conc.	%Dev	Conc. Flag	CoD	CoD Flag	x=excluded
1	1 180228M1_2	Standard	0.250	2.71	68.275	1855.292	0.460	0.2	-18.6	NO	0.999	NO	bb
2	2 180228M1_3	Standard	0.500	2.71	148.358	1853.660	1.000	0.5	3.8	NO	0.999	NO	bb
3	3 180228M1_4	Standard	1.000	2.71	256.720	1807.427	1.775	1.0	-2.9	NO	0.999	NO	bb
4	4 180228M1_5	Standard	2.000	2.71	576.594	1822.526	3.955	2.2	12.1	NO	0.999	NO	bb
5	5 180228M1_6	Standard	5.000	2.71	1428.336	2069.823	8.626	5.0	-0.7	NO	0.999	NO	bb
6	6 180228M1_7	Standard	10.000	2.70	2633.457	1697.783	19.389	11.2	12.4	NO	0.999	NO	bb
7	7 180228M1_8	Standard	50.000	2.71	12750.972	1943.352	82.017	47.5	-4.9	NO	0.999	NO	MM
8	8 180228M1_9	Standard	100.000	2.71	24499.549	1833.062	167.067	96.3	-3.7	NO	0.999	NO	bb
9	9 180228M1_10	Standard	250.000	2.70	63060.426	1734.008	454.586	257.3	2.9	NO	0.999	NO	bb
10	10 180228M1_11	Standard	500.000	2.71	113673.430	1573.035	903.297	497.4	-0.5	NO	0.999	NO	MM

Compound name: 4:2 FTS

Coefficient of Determination: $R^2 = 0.999086$

Calibration curve: $-0.000470192 * x^2 + 1.45893 * x + -0.0353824$

Response type: Internal Std (Ref 36), Area * (IS Conc. / IS Area)

Curve type: 2nd Order, Origin: Exclude, Weighting: 1/x, Axis trans: None

	# Name	Type	Std. Conc	RT	Area	IS Area	Response	Conc.	%Dev	Conc. Flag	CoD	CoD Flag	x=excluded
1	1 180228M1_2	Standard	0.250	3.11	54.685	1855.292	0.368	0.3	10.7	NO	0.999	NO	MM
2	2 180228M1_3	Standard	0.500	3.11	105.009	1853.660	0.708	0.5	1.9	NO	0.999	NO	bb
3	3 180228M1_4	Standard	1.000	3.11	228.436	1807.427	1.580	1.1	10.8	NO	0.999	NO	bb
4	4 180228M1_5	Standard	2.000	3.11	414.115	1822.526	2.840	2.0	-1.4	NO	0.999	NO	bb
5	5 180228M1_6	Standard	5.000	3.10	946.363	2069.823	5.715	3.9	-21.1	NO	0.999	NO	bb
6	6 180228M1_7	Standard	10.000	3.11	2031.036	1697.783	14.954	10.3	3.1	NO	0.999	NO	bb
7	7 180228M1_8	Standard	50.000	3.11	10341.320	1943.352	66.517	46.3	-7.4	NO	0.999	NO	bd
8	8 180228M1_9	Standard	100.000	3.11	21007.951	1833.062	143.257	101.5	1.5	NO	0.999	NO	MM
9	9 180228M1_10	Standard	250.000	3.10	47603.441	1734.008	343.160	256.4	2.6	NO	0.999	NO	bb
10	10 180228M1_11	Standard	500.000	3.11	76520.570	1573.035	608.065	496.1	-0.8	NO	0.999	NO	MM

Dataset: F:\Projects\PFAS.PRO\Results\180228M1\180228M1-CRV.qld

Last Altered: Thursday, March 01, 2018 12:54:21 Pacific Standard Time

Printed: Thursday, March 01, 2018 12:56:34 Pacific Standard Time

Compound name: PFHxA

Coefficient of Determination: $R^2 = 0.999642$

Calibration curve: $-0.000494924 * x^2 + 1.5717 * x + 0.00313049$

Response type: Internal Std (Ref 37), Area * (IS Conc. / IS Area)

Curve type: 2nd Order, Origin: Include, Weighting: 1/x, Axis trans: None

#	Name	Type	Std. Conc	RT	Area	IS Area	Response	Conc.	%Dev	Conc. Flag	CoD	CoD Flag	x=excluded
1	1 180228M1_2	Standard	0.250	3.20	352.086	4490.003	0.392	0.2	-1.0	NO	1.000	NO	bb
2	2 180228M1_3	Standard	0.500	3.20	798.305	4675.511	0.854	0.5	8.3	NO	1.000	NO	bb
3	3 180228M1_4	Standard	1.000	3.20	1170.664	3777.600	1.549	1.0	-1.6	NO	1.000	NO	bb
4	4 180228M1_5	Standard	2.000	3.20	2554.849	4051.851	3.153	2.0	0.3	NO	1.000	NO	bb
5	5 180228M1_6	Standard	5.000	3.20	6388.511	4362.427	7.322	4.7	-6.7	NO	1.000	NO	bb
6	6 180228M1_7	Standard	10.000	3.20	12198.630	3889.484	15.682	10.0	0.1	NO	1.000	NO	bb
7	7 180228M1_8	Standard	50.000	3.20	65896.070	4285.701	76.879	49.7	-0.6	NO	1.000	NO	MM
8	8 180228M1_9	Standard	100.000	3.20	130463.078	4128.800	157.992	103.9	3.9	NO	1.000	NO	MM
9	9 180228M1_10	Standard	250.000	3.20	304432.063	4293.219	354.550	244.4	-2.2	NO	1.000	NO	MM
10	10 180228M1_11	Standard	500.000	3.20	537130.063	4040.133	664.743	502.4	0.5	NO	1.000	NO	MM

Compound name: PFPeS

Correlation coefficient: $r = 0.999015$, $r^2 = 0.998031$

Calibration curve: $1.88704 * x + 0.0029417$

Response type: Internal Std (Ref 36), Area * (IS Conc. / IS Area)

Curve type: Linear, Origin: Exclude, Weighting: 1/x, Axis trans: None

#	Name	Type	Std. Conc	RT	Area	IS Area	Response	Conc.	%Dev	Conc. Flag	CoD	CoD Flag	x=excluded
1	1 180228M1_2	Standard	0.250	3.40	58.245	1855.292	0.392	0.2	-17.4	NO	0.998	NO	MM
2	2 180228M1_3	Standard	0.500	3.40	158.819	1853.660	1.071	0.6	13.2	NO	0.998	NO	bb
3	3 180228M1_4	Standard	1.000	3.39	290.622	1807.427	2.010	1.1	6.4	NO	0.998	NO	bb
4	4 180228M1_5	Standard	2.000	3.40	580.676	1822.526	3.983	2.1	5.4	NO	0.998	NO	bb
5	5 180228M1_6	Standard	5.000	3.40	1404.158	2069.823	8.480	4.5	-10.2	NO	0.998	NO	bb
6	6 180228M1_7	Standard	10.000	3.39	2788.688	1697.783	20.532	10.9	8.8	NO	0.998	NO	MM
7	7 180228M1_8	Standard	50.000	3.39	13177.732	1943.352	84.762	44.9	-10.2	NO	0.998	NO	bb
8	8 180228M1_9	Standard	100.000	3.39	28671.684	1833.062	195.518	103.6	3.6	NO	0.998	NO	bb
9	9 180228M1_10	Standard	250.000	3.39	65680.938	1734.008	473.476	250.9	0.4	NO	0.998	NO	MM
10	10 180228M1_11	Standard	500.000	3.40	105349.797	1573.035	837.154	443.6	-11.3	NO	0.998	NO	MMX

Dataset: F:\Projects\PFAS.PRO\Results\180228M1\180228M1-CRV.qld

Last Altered: Thursday, March 01, 2018 12:54:21 Pacific Standard Time

Printed: Thursday, March 01, 2018 12:56:34 Pacific Standard Time

Compound name: PFHpA

Correlation coefficient: $r = 0.999379$, $r^2 = 0.998759$

Calibration curve: $1.25016 * x + 0.120612$

Response type: Internal Std (Ref 38), Area * (IS Conc. / IS Area)

Curve type: Linear, Origin: Exclude, Weighting: 1/x, Axis trans: None

#	Name	Type	Std. Conc	RT	Area	IS Area	Response	Conc.	%Dev	Conc. Flag	CoD	CoD Flag	x=excluded
1	1 180228M1_2	Standard	0.250	3.81	267.721	9494.082	0.352	0.2	-25.8	NO	0.999	NO	bb
2	2 180228M1_3	Standard	0.500	3.81	610.352	10729.822	0.711	0.5	-5.5	NO	0.999	NO	bb
3	3 180228M1_4	Standard	1.000	3.81	1128.978	9187.313	1.536	1.1	13.2	NO	0.999	NO	bb
4	4 180228M1_5	Standard	2.000	3.81	2182.246	10462.907	2.607	2.0	-0.6	NO	0.999	NO	bb
5	5 180228M1_6	Standard	5.000	3.81	5293.262	10618.592	6.231	4.9	-2.2	NO	0.999	NO	bb
6	6 180228M1_7	Standard	10.000	3.81	10706.477	9470.683	14.131	11.2	12.1	NO	0.999	NO	bb
7	7 180228M1_8	Standard	50.000	3.81	56341.387	10641.383	66.182	52.8	5.7	NO	0.999	NO	MM
8	8 180228M1_9	Standard	100.000	3.81	106077.430	9901.633	133.914	107.0	7.0	NO	0.999	NO	MM
9	9 180228M1_10	Standard	250.000	3.81	248480.719	10273.245	302.340	241.7	-3.3	NO	0.999	NO	MM
10	10 180228M1_11	Standard	500.000	3.81	456782.688	9182.921	621.783	497.3	-0.5	NO	0.999	NO	MM

Compound name: L-PFHxS

Coefficient of Determination: $R^2 = 0.999679$

Calibration curve: $-0.000659439 * x^2 + 2.09699 * x + -0.426089$

Response type: Internal Std (Ref 39), Area * (IS Conc. / IS Area)

Curve type: 2nd Order, Origin: Exclude, Weighting: 1/x, Axis trans: None

#	Name	Type	Std. Conc	RT	Area	IS Area	Response	Conc.	%Dev	Conc. Flag	CoD	CoD Flag	x=excluded
1	1 180228M1_2	Standard	0.250	3.96	54.011	1424.949	0.474	0.4	71.7	YES	1.000	NO	MMX
2	2 180228M1_3	Standard	0.500	3.96	98.041	1527.789	0.802	0.6	17.2	NO	1.000	NO	MM
3	3 180228M1_4	Standard	1.000	3.96	175.624	1372.598	1.599	1.0	-3.4	NO	1.000	NO	MM
4	4 180228M1_5	Standard	2.000	3.96	473.289	1530.425	3.866	2.0	2.4	NO	1.000	NO	MM
5	5 180228M1_6	Standard	5.000	3.96	901.317	1347.034	8.364	4.2	-16.1	NO	1.000	NO	MM
6	6 180228M1_7	Standard	10.000	3.96	2047.423	1241.597	20.613	10.1	0.6	NO	1.000	NO	MM
7	7 180228M1_8	Standard	50.000	3.96	10973.087	1347.006	101.828	49.5	-0.9	NO	1.000	NO	MM
8	8 180228M1_9	Standard	100.000	3.96	20444.072	1275.631	200.333	98.8	-1.2	NO	1.000	NO	MM
9	9 180228M1_10	Standard	250.000	3.96	49389.508	1258.126	490.705	254.6	1.8	NO	1.000	NO	MM
10	10 180228M1_11	Standard	500.000	3.96	81876.531	1163.364	879.739	497.6	-0.5	NO	1.000	NO	MM

Dataset: F:\Projects\PFAS.PRO\Results\180228M1\180228M1-CRV.qld

Last Altered: Thursday, March 01, 2018 12:54:21 Pacific Standard Time

Printed: Thursday, March 01, 2018 12:56:34 Pacific Standard Time

Compound name: 6:2 FTS

Coefficient of Determination: R² = 0.999493

Calibration curve: -6.1827e-005 * x² + 0.213492 * x + -0.00864232

Response type: Internal Std (Ref 40), Area * (IS Conc. / IS Area)

Curve type: 2nd Order, Origin: Include, Weighting: 1/x, Axis trans: None

#	Name	Type	Std. Conc	RT	Area	IS Area	Response	Conc.	%Dev	Conc. Flag	CoD	CoD Flag	x=excluded
1	1 180228M1_2	Standard	0.250	4.29	65.737	15975.155	0.051	0.3	12.6	NO	0.999	NO	bb
2	2 180228M1_3	Standard	0.500	4.28	115.057	15272.082	0.094	0.5	-3.7	NO	0.999	NO	bb
3	3 180228M1_4	Standard	1.000	4.28	221.243	16212.780	0.171	0.8	-16.0	NO	0.999	NO	bb
4	4 180228M1_5	Standard	2.000	4.28	521.875	15592.995	0.418	2.0	0.1	NO	0.999	NO	bb
5	5 180228M1_6	Standard	5.000	4.28	1285.330	15321.488	1.049	5.0	-0.8	NO	0.999	NO	bb
6	6 180228M1_7	Standard	10.000	4.28	2318.900	14524.955	1.996	9.4	-5.9	NO	0.999	NO	MM
7	7 180228M1_8	Standard	50.000	4.28	13680.475	16742.660	10.214	48.6	-2.9	NO	0.999	NO	MM
8	8 180228M1_9	Standard	100.000	4.28	27621.369	17006.066	20.303	97.9	-2.1	NO	0.999	NO	MM
9	9 180228M1_10	Standard	250.000	4.28	66106.016	16192.753	51.031	258.4	3.4	NO	0.999	NO	MM
10	10 180228M1_11	Standard	500.000	4.28	107732.766	14858.598	90.632	495.7	-0.9	NO	0.999	NO	MM

Compound name: L-PFOA

Coefficient of Determination: R² = 0.999349

Calibration curve: -0.000221149 * x² + 0.949975 * x + 0.169885

Response type: Internal Std (Ref 40), Area * (IS Conc. / IS Area)

Curve type: 2nd Order, Origin: Exclude, Weighting: 1/x, Axis trans: None

#	Name	Type	Std. Conc	RT	Area	IS Area	Response	Conc.	%Dev	Conc. Flag	CoD	CoD Flag	x=excluded
1	1 180228M1_2	Standard	0.250	4.34	381.263	15975.155	0.298	0.1	-45.9	YES	0.999	NO	bbX
2	2 180228M1_3	Standard	0.500	4.34	763.655	15272.082	0.625	0.5	-4.2	NO	0.999	NO	bb
3	3 180228M1_4	Standard	1.000	4.34	1451.279	16212.780	1.119	1.0	-0.1	NO	0.999	NO	bb
4	4 180228M1_5	Standard	2.000	4.34	2506.728	15592.995	2.009	1.9	-3.1	NO	0.999	NO	bb
5	5 180228M1_6	Standard	5.000	4.34	6013.561	15321.488	4.906	5.0	-0.2	NO	0.999	NO	bb
6	6 180228M1_7	Standard	10.000	4.34	11509.463	14524.955	9.905	10.3	2.7	NO	0.999	NO	MM
7	7 180228M1_8	Standard	50.000	4.34	66777.945	16742.660	49.856	53.0	5.9	NO	0.999	NO	MM
8	8 180228M1_9	Standard	100.000	4.34	128562.219	17006.066	94.497	101.7	1.7	NO	0.999	NO	bb
9	9 180228M1_10	Standard	250.000	4.34	279958.375	16192.753	216.114	240.8	-3.7	NO	0.999	NO	MM
10	10 180228M1_11	Standard	500.000	4.34	502989.906	14858.598	423.147	504.5	0.9	NO	0.999	NO	MM

Dataset: F:\Projects\PFAS.PRO\Results\180228M1\180228M1-CRV.qld

Last Altered: Thursday, March 01, 2018 12:54:21 Pacific Standard Time

Printed: Thursday, March 01, 2018 12:56:34 Pacific Standard Time

Compound name: PFHpS

Coefficient of Determination: R² = 0.998387

Calibration curve: $-5.43855e-005 * x^2 + 0.223749 * x + -0.00184111$

Response type: Internal Std (Ref 40), Area * (IS Conc. / IS Area)

Curve type: 2nd Order, Origin: Exclude, Weighting: 1/x, Axis trans: None

#	Name	Type	Std. Conc	RT	Area	IS Area	Response	Conc.	%Dev	Conc. Flag	CoD	CoD Flag	x=excluded
1	1 180228M1_2	Standard	0.250	4.44	50.879	15975.155	0.040	0.2	-25.5	NO	0.998	NO	MM
2	2 180228M1_3	Standard	0.500	4.45	143.780	15272.082	0.118	0.5	6.9	NO	0.998	NO	bb
3	3 180228M1_4	Standard	1.000	4.45	299.087	16212.780	0.231	1.0	3.9	NO	0.998	NO	bb
4	4 180228M1_5	Standard	2.000	4.45	593.475	15592.995	0.476	2.1	6.8	NO	0.998	NO	bb
5	5 180228M1_6	Standard	5.000	4.45	1434.391	15321.488	1.170	5.2	4.9	NO	0.998	NO	bb
6	6 180228M1_7	Standard	10.000	4.44	2740.903	14524.955	2.359	10.6	5.8	NO	0.998	NO	bb
7	7 180228M1_8	Standard	50.000	4.45	15231.757	16742.660	11.372	51.5	3.0	NO	0.998	NO	MM
8	8 180228M1_9	Standard	100.000	4.44	27075.600	17006.066	19.901	91.0	-9.0	NO	0.998	NO	MM
9	9 180228M1_10	Standard	250.000	4.44	70750.391	16192.753	54.616	260.6	4.2	NO	0.998	NO	MM
10	10 180228M1_11	Standard	500.000	4.45	116000.203	14858.598	97.587	495.9	-0.8	NO	0.998	NO	bb

Compound name: PFNA

Coefficient of Determination: R² = 0.999030

Calibration curve: $-8.81865e-005 * x^2 + 1.2629 * x + 0.0829459$

Response type: Internal Std (Ref 41), Area * (IS Conc. / IS Area)

Curve type: 2nd Order, Origin: Exclude, Weighting: 1/x, Axis trans: None

#	Name	Type	Std. Conc	RT	Area	IS Area	Response	Conc.	%Dev	Conc. Flag	CoD	CoD Flag	x=excluded
1	1 180228M1_2	Standard	0.250	4.78	376.655	13386.770	0.352	0.2	-14.9	NO	0.999	NO	bb
2	2 180228M1_3	Standard	0.500	4.78	668.434	12355.240	0.676	0.5	-6.0	NO	0.999	NO	bb
3	3 180228M1_4	Standard	1.000	4.77	1338.252	13137.864	1.273	0.9	-5.7	NO	0.999	NO	bb
4	4 180228M1_5	Standard	2.000	4.78	2984.553	12421.174	3.003	2.3	15.6	NO	0.999	NO	bb
5	5 180228M1_6	Standard	5.000	4.78	6233.700	13044.806	5.973	4.7	-6.7	NO	0.999	NO	bb
6	6 180228M1_7	Standard	10.000	4.77	12235.228	9852.600	15.523	12.2	22.4	NO	0.999	NO	bd
7	7 180228M1_8	Standard	50.000	4.78	73676.281	15582.357	59.102	46.9	-6.2	NO	0.999	NO	MM
8	8 180228M1_9	Standard	100.000	4.78	136563.500	13310.964	128.243	102.2	2.2	NO	0.999	NO	MM
9	9 180228M1_10	Standard	250.000	4.77	315388.188	12809.956	307.757	247.9	-0.8	NO	0.999	NO	MM
10	10 180228M1_11	Standard	500.000	4.78	553810.125	11338.512	610.541	500.9	0.2	NO	0.999	NO	MM

Dataset: F:\Projects\PFAS.PRO\Results\180228M1\180228M1-CRV.qld

Last Altered: Thursday, March 01, 2018 12:54:21 Pacific Standard Time

Printed: Thursday, March 01, 2018 12:56:34 Pacific Standard Time

Compound name: PFOSA

Coefficient of Determination: $R^2 = 0.999639$

Calibration curve: $0.000156031 * x^2 + 0.971532 * x + 0.0090602$

Response type: Internal Std (Ref 42), Area * (IS Conc. / IS Area)

Curve type: 2nd Order, Origin: Exclude, Weighting: 1/x, Axis trans: None

#	Name	Type	Std. Conc	RT	Area	IS Area	Response	Conc.	%Dev	Conc. Flag	CoD	CoD Flag	x=excluded
1	1 180228M1_2	Standard	0.250	4.84	85.479	3907.384	0.273	0.3	8.9	NO	1.000	NO	bb
2	2 180228M1_3	Standard	0.500	4.84	182.516	4658.614	0.490	0.5	-1.1	NO	1.000	NO	bb
3	3 180228M1_4	Standard	1.000	4.84	293.697	4348.575	0.844	0.9	-14.0	NO	1.000	NO	bb
4	4 180228M1_5	Standard	2.000	4.84	683.418	4481.877	1.906	2.0	-2.4	NO	1.000	NO	bb
5	5 180228M1_6	Standard	5.000	4.84	1557.435	3958.071	4.919	5.0	1.0	NO	1.000	NO	bb
6	6 180228M1_7	Standard	10.000	4.84	3381.676	3967.696	10.654	10.9	9.4	NO	1.000	NO	bb
7	7 180228M1_8	Standard	50.000	4.84	16498.732	4167.121	49.491	50.5	1.0	NO	1.000	NO	MM
8	8 180228M1_9	Standard	100.000	4.84	32653.826	4312.461	94.650	95.9	-4.1	NO	1.000	NO	MM
9	9 180228M1_10	Standard	250.000	4.84	74211.438	3613.998	256.681	253.8	1.5	NO	1.000	NO	MM
10	10 180228M1_11	Standard	500.000	4.84	133248.656	3181.620	523.509	498.9	-0.2	NO	1.000	NO	MM

Compound name: L-PFOS

Coefficient of Determination: $R^2 = 0.998384$

Calibration curve: $1.67333e-006 * x^2 + 1.01023 * x + 0.0332659$

Response type: Internal Std (Ref 43), Area * (IS Conc. / IS Area)

Curve type: 2nd Order, Origin: Exclude, Weighting: 1/x, Axis trans: None

#	Name	Type	Std. Conc	RT	Area	IS Area	Response	Conc.	%Dev	Conc. Flag	CoD	CoD Flag	x=excluded
1	1 180228M1_2	Standard	0.250	4.86	91.795	3308.733	0.347	0.3	24.1	NO	0.998	NO	MM
2	2 180228M1_3	Standard	0.500	4.86	136.756	3954.106	0.432	0.4	-21.0	NO	0.998	NO	MM
3	3 180228M1_4	Standard	1.000	4.86	283.699	3814.397	0.930	0.9	-11.3	NO	0.998	NO	MM
4	4 180228M1_5	Standard	2.000	4.86	647.524	3921.420	2.064	2.0	0.5	NO	0.998	NO	MM
5	5 180228M1_6	Standard	5.000	4.86	1757.030	4153.437	5.288	5.2	4.0	NO	0.998	NO	MM
6	6 180228M1_7	Standard	10.000	4.85	2988.751	3273.429	11.413	11.3	12.6	NO	0.998	NO	MM
7	7 180228M1_8	Standard	50.000	4.86	15513.780	4184.055	46.348	45.8	-8.3	NO	0.998	NO	MM
8	8 180228M1_9	Standard	100.000	4.85	29214.459	3794.025	96.252	95.2	-4.8	NO	0.998	NO	MM
9	9 180228M1_10	Standard	250.000	4.86	75080.922	3536.722	265.362	262.5	5.0	NO	0.998	NO	MM
10	10 180228M1_11	Standard	500.000	4.86	137847.094	3442.114	500.590	495.1	-1.0	NO	0.998	NO	MM

Dataset: F:\Projects\PFAS.PRO\Results\180228M1\180228M1-CRV.qld

Last Altered: Thursday, March 01, 2018 12:54:21 Pacific Standard Time

Printed: Thursday, March 01, 2018 12:56:34 Pacific Standard Time

Compound name: PFDA

Coefficient of Determination: R² = 0.994255

Calibration curve: $-0.000968171 * x^2 + 1.47454 * x + 0.0163597$

Response type: Internal Std (Ref 44), Area * (IS Conc. / IS Area)

Curve type: 2nd Order, Origin: Exclude, Weighting: 1/x, Axis trans: None

#	Name	Type	Std. Conc	RT	Area	IS Area	Response	Conc.	%Dev	Conc. Flag	CoD	CoD Flag	x=excluded
1	1 180228M1_2	Standard	0.250	5.15	475.655	14256.088	0.417	0.3	8.7	NO	0.994	NO	bb
2	2 180228M1_3	Standard	0.500	5.15	637.108	14143.743	0.563	0.4	-25.8	NO	0.994	NO	MM
3	3 180228M1_4	Standard	1.000	5.15	1564.950	11984.702	1.632	1.1	9.7	NO	0.994	NO	bb
4	4 180228M1_5	Standard	2.000	5.15	3385.684	13577.180	3.117	2.1	5.3	NO	0.994	NO	bd
5	5 180228M1_6	Standard	5.000	5.15	7778.863	14018.240	6.936	4.7	-5.8	NO	0.994	NO	MM
6	6 180228M1_7	Standard	10.000	5.15	14397.587	10620.831	16.945	11.6	15.7	NO	0.994	NO	MM
7	7 180228M1_8	Standard	50.000	5.15	77208.484	15840.696	60.926	42.5	-15.0	NO	0.994	NO	MM
8	8 180228M1_9	Standard	100.000	5.15	144016.281	12124.715	148.474	108.4	8.4	NO	0.994	NO	MM
9	9 180228M1_10	Standard	250.000	5.15	335245.281	13700.789	305.863	247.7	-0.9	NO	0.994	NO	MM
10	10 180228M1_11	Standard	500.000	5.15	596377.625	12393.765	601.490			NO	0.994	NO	MMXI

Compound name: 8:2 FTS

Coefficient of Determination: R² = 0.994282

Calibration curve: $-0.000766546 * x^2 + 0.283394 * x + -0.0147164$

Response type: Internal Std (Ref 40), Area * (IS Conc. / IS Area)

Curve type: 2nd Order, Origin: Include, Weighting: 1/x, Axis trans: None

#	Name	Type	Std. Conc	RT	Area	IS Area	Response	Conc.	%Dev	Conc. Flag	CoD	CoD Flag	x=excluded
1	1 180228M1_2	Standard	0.250	5.12	55.201	15975.155	0.043	0.2	-18.2	NO	0.994	NO	MM
2	2 180228M1_3	Standard	0.500	5.13	165.415	15272.082	0.135	0.5	6.1	NO	0.994	NO	bb
3	3 180228M1_4	Standard	1.000	5.12	273.991	16212.780	0.211	0.8	-20.1	NO	0.994	NO	bb
4	4 180228M1_5	Standard	2.000	5.12	772.434	15592.995	0.619	2.3	12.5	NO	0.994	NO	bb
5	5 180228M1_6	Standard	5.000	5.12	1417.296	15321.488	1.156	4.2	-16.4	NO	0.994	NO	bb
6	6 180228M1_7	Standard	10.000	5.12	3769.451	14524.955	3.244	11.9	18.8	NO	0.994	NO	bb
7	7 180228M1_8	Standard	50.000	5.12	15738.398	16742.660	11.750	47.7	-4.7	NO	0.994	NO	MM
8	8 180228M1_9	Standard	100.000	5.12	28384.828	17006.066	20.864	101.6	1.6	NO	0.994	NO	bb
9	9 180228M1_10	Standard	250.000	5.12	67233.742	16192.753	51.901			NO	0.994	NO	MMXI
10	10 180228M1_11	Standard	500.000	5.12	117449.680	14858.598	98.806			NO	0.994	NO	MMXI

Dataset: F:\Projects\PFAS.PRO\Results\180228M1\180228M1-CRV.qld

Last Altered: Thursday, March 01, 2018 12:54:21 Pacific Standard Time

Printed: Thursday, March 01, 2018 12:56:34 Pacific Standard Time

Compound name: PFNS

Coefficient of Determination: $R^2 = 0.998832$

Calibration curve: $-0.000125046 * x^2 + 0.804667 * x + 2.62258e-005$

Response type: Internal Std (Ref 43), Area * (IS Conc. / IS Area)

Curve type: 2nd Order, Origin: Exclude, Weighting: 1/x, Axis trans: None

	# Name	Type	Std. Conc	RT	Area	IS Area	Response	Conc.	%Dev	Conc. Flag	CoD	CoD Flag	x=excluded
1	1 180228M1_2	Standard	0.250	5.21	49.053	3308.733	0.185	0.2	-7.9	NO	0.999	NO	MM
2	2 180228M1_3	Standard	0.500	5.22	108.897	3954.106	0.344	0.4	-14.4	NO	0.999	NO	MM
3	3 180228M1_4	Standard	1.000	5.21	233.816	3814.397	0.766	1.0	-4.8	NO	0.999	NO	MM
4	4 180228M1_5	Standard	2.000	5.21	529.334	3921.420	1.687	2.1	4.9	NO	0.999	NO	MM
5	5 180228M1_6	Standard	5.000	5.21	1309.990	4153.437	3.942	4.9	-1.9	NO	0.999	NO	MM
6	6 180228M1_7	Standard	10.000	5.21	2714.145	3273.429	10.364	12.9	29.1	NO	0.999	NO	MM
7	7 180228M1_8	Standard	50.000	5.21	12828.746	4184.055	38.326	48.0	-4.0	NO	0.999	NO	MM
8	8 180228M1_9	Standard	100.000	5.21	23877.129	3794.025	78.667	99.3	-0.7	NO	0.999	NO	MM
9	9 180228M1_10	Standard	250.000	5.21	54537.754	3536.722	192.755	249.2	-0.3	NO	0.999	NO	MM
10	10 180228M1_11	Standard	500.000	5.21	102325.305	3442.114	371.593	500.8	0.2	NO	0.999	NO	MM

Compound name: N-MeFOSAA

Coefficient of Determination: $R^2 = 0.998127$

Calibration curve: $5.69203e-005 * x^2 + 1.34761 * x + -0.0729694$

Response type: Internal Std (Ref 45), Area * (IS Conc. / IS Area)

Curve type: 2nd Order, Origin: Include, Weighting: 1/x, Axis trans: None

	# Name	Type	Std. Conc	RT	Area	IS Area	Response	Conc.	%Dev	Conc. Flag	CoD	CoD Flag	x=excluded
1	1 180228M1_2	Standard	0.250	5.30	130.873	5843.707	0.280	0.3	4.8	NO	0.998	NO	bb
2	2 180228M1_3	Standard	0.500	5.30	223.163	6143.021	0.454	0.4	-21.8	NO	0.998	NO	MM
3	3 180228M1_4	Standard	1.000	5.30	683.767	6670.816	1.281	1.0	0.5	NO	0.998	NO	bb
4	4 180228M1_5	Standard	2.000	5.30	1184.379	6477.365	2.286	1.8	-12.5	NO	0.998	NO	bb
5	5 180228M1_6	Standard	5.000	5.30	3204.028	6058.855	6.610	5.0	-0.8	NO	0.998	NO	bb
6	6 180228M1_7	Standard	10.000	5.30	6161.288	5247.615	14.676	10.9	9.4	NO	0.998	NO	bb
7	7 180228M1_8	Standard	50.000	5.30	35403.832	7100.981	62.322	46.2	-7.6	NO	0.998	NO	MM
8	8 180228M1_9	Standard	100.000	5.30	65449.563	5519.915	148.212	109.5	9.5	NO	0.998	NO	bb
9	9 180228M1_10	Standard	250.000	5.30	162801.625	6215.069	327.433	240.6	-3.8	NO	0.998	NO	MM
10	10 180228M1_11	Standard	500.000	5.30	287466.844	5190.166	692.335	503.1	0.6	NO	0.998	NO	MM

Dataset: F:\Projects\PFAS.PRO\Results\180228M1\180228M1-CRV.qld

Last Altered: Thursday, March 01, 2018 12:54:21 Pacific Standard Time

Printed: Thursday, March 01, 2018 12:56:34 Pacific Standard Time

Compound name: N-EtFOSAA

Coefficient of Determination: R² = 0.995033

Calibration curve: $-1.91553e-005 * x^2 + 0.941653 * x + -0.0144873$

Response type: Internal Std (Ref 46), Area * (IS Conc. / IS Area)

Curve type: 2nd Order, Origin: Include, Weighting: 1/x, Axis trans: None

#	Name	Type	Std. Conc	RT	Area	IS Area	Response	Conc.	%Dev	Conc. Flag	CoD	CoD Flag	x=excluded
1	1 180228M1_2	Standard	0.250	5.46	110.188	6743.822	0.204	0.2	-7.1	NO	0.995	NO	bb
2	2 180228M1_3	Standard	0.500	5.46	236.259	7881.525	0.375	0.4	-17.3	NO	0.995	NO	bb
3	3 180228M1_4	Standard	1.000	5.46	461.670	6253.478	0.923	1.0	-0.5	NO	0.995	NO	bb
4	4 180228M1_5	Standard	2.000	5.47	928.335	6404.463	1.812	1.9	-3.0	NO	0.995	NO	bb
5	5 180228M1_6	Standard	5.000	5.46	2696.326	6927.984	4.865	5.2	3.6	NO	0.995	NO	bb
6	6 180228M1_7	Standard	10.000	5.46	5473.932	6831.834	10.015	10.7	6.5	NO	0.995	NO	MM
7	7 180228M1_8	Standard	50.000	5.46	26493.168	6397.491	51.765	55.0	10.1	NO	0.995	NO	MM
8	8 180228M1_9	Standard	100.000	5.46	46881.355	5678.724	103.195	109.9	9.9	NO	0.995	NO	bb
9	9 180228M1_10	Standard	250.000	5.46	104648.266	6239.269	209.657	223.7	-10.5	NO	0.995	NO	MM
10	10 180228M1_11	Standard	500.000	5.46	172460.891	4529.286	475.960	510.8	2.2	NO	0.995	NO	MM

Compound name: PFUdA

Coefficient of Determination: R² = 0.998571

Calibration curve: $-0.000180071 * x^2 + 0.990692 * x + 0.104625$

Response type: Internal Std (Ref 47), Area * (IS Conc. / IS Area)

Curve type: 2nd Order, Origin: Exclude, Weighting: 1/x, Axis trans: None

#	Name	Type	Std. Conc	RT	Area	IS Area	Response	Conc.	%Dev	Conc. Flag	CoD	CoD Flag	x=excluded
1	1 180228M1_2	Standard	0.250	5.47	378.705	15925.958	0.297	0.2	-22.2	NO	0.999	NO	bb
2	2 180228M1_3	Standard	0.500	5.47	799.564	16298.963	0.613	0.5	2.7	NO	0.999	NO	bb
3	3 180228M1_4	Standard	1.000	5.47	1419.978	16704.424	1.063	1.0	-3.3	NO	0.999	NO	bb
4	4 180228M1_5	Standard	2.000	5.48	2604.123	15914.145	2.045	2.0	-2.0	NO	0.999	NO	bb
5	5 180228M1_6	Standard	5.000	5.47	7377.620	16755.396	5.504	5.5	9.1	NO	0.999	NO	MM
6	6 180228M1_7	Standard	10.000	5.47	11556.518	13171.220	10.968	11.0	9.9	NO	0.999	NO	MM
7	7 180228M1_8	Standard	50.000	5.47	65683.992	15299.396	53.666	54.6	9.2	NO	0.999	NO	MM
8	8 180228M1_9	Standard	100.000	5.47	127710.609	16325.921	97.782	100.4	0.4	NO	0.999	NO	MM
9	9 180228M1_10	Standard	250.000	5.47	286557.750	15903.018	225.238	237.5	-5.0	NO	0.999	NO	MM
10	10 180228M1_11	Standard	500.000	5.47	517394.375	14197.834	455.522	506.3	1.3	NO	0.999	NO	MM

Dataset: F:\Projects\PFAS.PRO\Results\180228M1\180228M1-CRV.qld

Last Altered: Thursday, March 01, 2018 12:54:21 Pacific Standard Time

Printed: Thursday, March 01, 2018 12:56:34 Pacific Standard Time

Compound name: PFDS

Coefficient of Determination: $R^2 = 0.994903$

Calibration curve: $-2.67114e-005 * x^2 + 0.232211 * x + 0.0711457$

Response type: Internal Std (Ref 47), Area * (IS Conc. / IS Area)

Curve type: 2nd Order, Origin: Exclude, Weighting: 1/x, Axis trans: None

#	Name	Type	Std. Conc	RT	Area	IS Area	Response	Conc.	%Dev	Conc. Flag	CoD	CoD Flag	x=excluded
1	1 180228M1_2	Standard	0.250	5.52	85.828	15925.958	0.067			NO	0.995	NO	bbXI
2	2 180228M1_3	Standard	0.500	5.52	205.588	16298.963	0.158	0.4	-25.5	NO	0.995	NO	bb
3	3 180228M1_4	Standard	1.000	5.52	352.678	16704.424	0.264	0.8	-17.0	NO	0.995	NO	bb
4	4 180228M1_5	Standard	2.000	5.53	818.813	15914.145	0.643	2.5	23.2	NO	0.995	NO	bb
5	5 180228M1_6	Standard	5.000	5.52	1439.640	16755.396	1.074	4.3	-13.6	NO	0.995	NO	bb
6	6 180228M1_7	Standard	10.000	5.52	3129.479	13171.220	2.970	12.5	25.0	NO	0.995	NO	bb
7	7 180228M1_8	Standard	50.000	5.52	15212.284	15299.396	12.429	53.5	7.1	NO	0.995	NO	MM
8	8 180228M1_9	Standard	100.000	5.52	32600.979	16325.921	24.961	108.5	8.5	NO	0.995	NO	MM
9	9 180228M1_10	Standard	250.000	5.52	64873.668	15903.018	50.992	225.1	-10.0	NO	0.995	NO	MM
10	10 180228M1_11	Standard	500.000	5.52	126930.391	14197.834	111.752	511.0	2.2	NO	0.995	NO	MM

Compound name: PFDaA

Coefficient of Determination: $R^2 = 0.996546$

Calibration curve: $0.000353853 * x^2 + 1.24337 * x + 0.0715804$

Response type: Internal Std (Ref 48), Area * (IS Conc. / IS Area)

Curve type: 2nd Order, Origin: Exclude, Weighting: 1/x, Axis trans: None

#	Name	Type	Std. Conc	RT	Area	IS Area	Response	Conc.	%Dev	Conc. Flag	CoD	CoD Flag	x=excluded
1	1 180228M1_2	Standard	0.250	5.76	348.606	12664.562	0.344	0.2	-12.3	NO	0.997	NO	MM
2	2 180228M1_3	Standard	0.500	5.76	614.000	13667.324	0.562	0.4	-21.2	NO	0.997	NO	bb
3	3 180228M1_4	Standard	1.000	5.76	1555.454	11601.383	1.676	1.3	29.0	NO	0.997	NO	bb
4	4 180228M1_5	Standard	2.000	5.76	3124.298	15959.081	2.447	1.9	-4.5	NO	0.997	NO	bd
5	5 180228M1_6	Standard	5.000	5.76	6492.560	13821.734	5.872	4.7	-6.8	NO	0.997	NO	MM
6	6 180228M1_7	Standard	10.000	5.76	13875.409	12346.844	14.048	11.2	12.0	NO	0.997	NO	MM
7	7 180228M1_8	Standard	50.000	5.76	68623.852	13961.359	61.441	48.7	-2.6	NO	0.997	NO	MM
8	8 180228M1_9	Standard	100.000	5.76	141221.000	12237.205	144.254	112.4	12.4	NO	0.997	NO	MM
9	9 180228M1_10	Standard	250.000	5.76	312183.313	12681.970	307.704	232.1	-7.2	NO	0.997	NO	MM
10	10 180228M1_11	Standard	500.000	5.76	624633.125	10847.883	719.764	506.0	1.2	NO	0.997	NO	MM

Dataset: F:\Projects\PFAS.PRO\Results\180228M1\180228M1-CRV.qld

Last Altered: Thursday, March 01, 2018 12:54:21 Pacific Standard Time

Printed: Thursday, March 01, 2018 12:56:34 Pacific Standard Time

Compound name: N-MeFOSA

Correlation coefficient: $r = 0.998328$, $r^2 = 0.996659$

Calibration curve: $0.940855 * x + 0.495265$

Response type: Internal Std (Ref 49), Area * (IS Conc. / IS Area)

Curve type: Linear, Origin: Include, Weighting: 1/x, Axis trans: None

	# Name	Type	Std. Conc	RT	Area	IS Area	Response	Conc.	%Dev	Conc. Flag	CoD	CoD Flag	x=excluded
1	1 180228M1_2	Standard	1.250	5.96	267.646	24123.371	1.664	1.2	-0.6	NO	0.997	NO	bb
2	2 180228M1_3	Standard	2.500	5.96	389.715	25730.398	2.272	1.9	-24.5	NO	0.997	NO	bb
3	3 180228M1_4	Standard	5.000	5.96	806.205	22015.213	5.493	5.3	6.2	NO	0.997	NO	bb
4	4 180228M1_5	Standard	10.000	5.96	1801.175	24178.787	11.174	11.4	13.5	NO	0.997	NO	bb
5	5 180228M1_6	Standard	25.000	5.96	4200.801	24319.254	25.910	27.0	8.1	NO	0.997	NO	MM
6	6 180228M1_7	Standard	50.000	5.96	8308.490	22051.787	56.516	59.5	19.1	NO	0.997	NO	MM
7	7 180228M1_8	Standard	250.000	5.96	44015.723	23920.039	276.018	292.8	17.1	NO	0.997	NO	MM
8	8 180228M1_9	Standard	500.000	5.96	82756.898	24590.004	504.820	536.0	7.2	NO	0.997	NO	MM
9	9 180228M1_10	Standard	1250.000	5.96	189020.813	24281.357	1167.691	1240.6	-0.8	NO	0.997	NO	MM
10	10 180228M1_11	Standard	2500.000	5.96	339691.594	22392.834	2275.448	2418.0	-3.3	NO	0.997	NO	MM

Compound name: PFTrDA

Coefficient of Determination: $R^2 = 0.995409$

Calibration curve: $-0.000182428 * x^2 + 1.46369 * x + -0.00500415$

Response type: Internal Std (Ref 48), Area * (IS Conc. / IS Area)

Curve type: 2nd Order, Origin: Exclude, Weighting: 1/x, Axis trans: None

	# Name	Type	Std. Conc	RT	Area	IS Area	Response	Conc.	%Dev	Conc. Flag	CoD	CoD Flag	x=excluded
1	1 180228M1_2	Standard	0.250	6.01	402.704	12664.562	0.397	0.3	10.0	NO	0.995	NO	bb
2	2 180228M1_3	Standard	0.500	6.01	829.354	13667.324	0.759	0.5	4.3	NO	0.995	NO	bb
3	3 180228M1_4	Standard	1.000	6.01	1420.583	11601.383	1.531	1.0	4.9	NO	0.995	NO	bb
4	4 180228M1_5	Standard	2.000	6.01	3323.685	15959.081	2.603	1.8	-10.9	NO	0.995	NO	bb
5	5 180228M1_6	Standard	5.000	6.01	6780.724	13821.734	6.132	4.2	-16.1	NO	0.995	NO	MM
6	6 180228M1_7	Standard	10.000	6.00	15322.589	12346.844	15.513	10.6	6.2	NO	0.995	NO	MM
7	7 180228M1_8	Standard	50.000	6.01	74660.984	13961.359	66.846	45.9	-8.1	NO	0.995	NO	MM
8	8 180228M1_9	Standard	100.000	6.01	162842.297	12237.205	166.339	115.3	15.3	NO	0.995	NO	MM
9	9 180228M1_10	Standard	250.000	6.00	335956.063	12681.970	331.136	233.0	-6.8	NO	0.995	NO	MM
10	10 180228M1_11	Standard	500.000	6.01	602399.563	10847.883	694.144	506.2	1.2	NO	0.995	NO	MM

Dataset: F:\Projects\PFAS.PRO\Results\180228M1\180228M1-CRV.qld

Last Altered: Thursday, March 01, 2018 12:54:21 Pacific Standard Time

Printed: Thursday, March 01, 2018 12:56:34 Pacific Standard Time

Compound name: PFTeDA

Coefficient of Determination: R² = 0.994512

Calibration curve: $-0.00192235 * x^2 + 2.41092 * x + 0.0485061$

Response type: Internal Std (Ref 50), Area * (IS Conc. / IS Area)

Curve type: 2nd Order, Origin: Exclude, Weighting: 1/x, Axis trans: None

#	Name	Type	Std. Conc	RT	Area	IS Area	Response	Conc.	%Dev	Conc. Flag	CoD	CoD Flag	x=excluded
1	1 180228M1_2	Standard	0.250	6.23	270.737	5738.226	0.590	0.2	-10.2	NO	0.995	NO	bb
2	2 180228M1_3	Standard	0.500	6.22	612.733	5226.793	1.465	0.6	17.6	NO	0.995	NO	bb
3	3 180228M1_4	Standard	1.000	6.22	943.881	5577.219	2.115	0.9	-14.2	NO	0.995	NO	bb
4	4 180228M1_5	Standard	2.000	6.23	2603.468	6212.966	5.238	2.2	7.8	NO	0.995	NO	bb
5	5 180228M1_6	Standard	5.000	6.22	5561.941	6236.167	11.149	4.6	-7.6	NO	0.995	NO	MM
6	6 180228M1_7	Standard	10.000	6.22	10385.655	5714.606	22.717	9.5	-5.3	NO	0.995	NO	MM
7	7 180228M1_8	Standard	50.000	6.22	68382.102	6118.993	139.692	60.9	21.8	NO	0.995	NO	MM
8	8 180228M1_9	Standard	100.000	6.22	102162.563	6182.767	206.547	92.5	-7.5	NO	0.995	NO	MM
9	9 180228M1_10	Standard	250.000	6.22	239234.953	6388.818	468.074	240.1	-4.0	NO	0.995	NO	MM
10	10 180228M1_11	Standard	500.000	6.22	378496.281	6455.305	732.917	517.6	3.5	NO	0.995	NO	MM

Compound name: N-EtFOSA

Coefficient of Determination: R² = 0.999889

Calibration curve: $-4.63839e-005 * x^2 + 0.925145 * x + 0.0552316$

Response type: Internal Std (Ref 51), Area * (IS Conc. / IS Area)

Curve type: 2nd Order, Origin: Exclude, Weighting: 1/x, Axis trans: None

#	Name	Type	Std. Conc	RT	Area	IS Area	Response	Conc.	%Dev	Conc. Flag	CoD	CoD Flag	x=excluded
1	1 180228M1_2	Standard	1.250	6.37	340.693	37026.734	1.380	1.4	14.6	NO	1.000	NO	bb
2	2 180228M1_3	Standard	2.500	6.37	569.542	37631.148	2.270	2.4	-4.2	NO	1.000	NO	bb
3	3 180228M1_4	Standard	5.000	6.37	980.938	35633.254	4.129	4.4	-11.9	NO	1.000	NO	bb
4	4 180228M1_5	Standard	10.000	6.37	2341.711	37774.215	9.299	10.0	-0.0	NO	1.000	NO	bb
5	5 180228M1_6	Standard	25.000	6.37	5699.142	38238.086	22.357	24.1	-3.5	NO	1.000	NO	MM
6	6 180228M1_7	Standard	50.000	6.37	11188.006	34379.707	48.814	52.8	5.7	NO	1.000	NO	MM
7	7 180228M1_8	Standard	250.000	6.37	58475.684	38303.004	228.999	250.6	0.2	NO	1.000	NO	MM
8	8 180228M1_9	Standard	500.000	6.37	110023.188	37093.738	444.913	493.0	-1.4	NO	1.000	NO	MM
9	9 180228M1_10	Standard	1250.000	6.37	254791.813	35056.164	1090.215	1257.7	0.6	NO	1.000	NO	MM
10	10 180228M1_11	Standard	2500.000	6.37	416468.750	30909.936	2021.043	2497.1	-0.1	NO	1.000	NO	MM

Dataset: F:\Projects\PFAS.PRO\Results\180228M1\180228M1-CRV.qld

Last Altered: Thursday, March 01, 2018 12:54:21 Pacific Standard Time

Printed: Thursday, March 01, 2018 12:56:34 Pacific Standard Time

Compound name: PFHxDA

Coefficient of Determination: $R^2 = 0.998985$

Calibration curve: $-0.000424355 * x^2 + 0.627384 * x + 0.0611432$

Response type: Internal Std (Ref 52), Area * (IS Conc. / IS Area)

Curve type: 2nd Order, Origin: Exclude, Weighting: 1/x, Axis trans: None

#	Name	Type	Std. Conc	RT	Area	IS Area	Response	Conc.	%Dev	Conc. Flag	CoD	CoD Flag	x=excluded
1	1 180228M1_2	Standard	0.250	6.56	182.948	3935.899	0.232	0.3	9.2	NO	0.999	NO	bb
2	2 180228M1_3	Standard	0.500	6.56	278.575	4627.415	0.301	0.4	-23.5	NO	0.999	NO	bb
3	3 180228M1_4	Standard	1.000	6.56	583.744	4049.397	0.721	1.1	5.2	NO	0.999	NO	bb
4	4 180228M1_5	Standard	2.000	6.56	1243.544	4607.287	1.350	2.1	2.8	NO	0.999	NO	bb
5	5 180228M1_6	Standard	5.000	6.56	2700.197	4536.337	2.976	4.7	-6.8	NO	0.999	NO	bb
6	6 180228M1_7	Standard	10.000	6.56	5425.577	3803.405	7.133	11.4	13.6	NO	0.999	NO	bd
7	7 180228M1_8	Standard	50.000	6.56	28599.943	4814.688	29.701	48.9	-2.3	NO	0.999	NO	MM
8	8 180228M1_9	Standard	100.000	6.56	52290.676	4297.296	60.841	104.2	4.2	NO	0.999	NO	MM
9	9 180228M1_10	Standard	250.000	6.56	122119.469	4819.745	126.687	241.2	-3.5	NO	0.999	NO	MM
10	10 180228M1_11	Standard	500.000	6.56	206602.734	4940.089	209.108	507.2	1.4	NO	0.999	NO	MM

Compound name: PFODA

Coefficient of Determination: $R^2 = 0.997491$

Calibration curve: $-0.000302638 * x^2 + 0.675498 * x + 0.0110733$

Response type: Internal Std (Ref 52), Area * (IS Conc. / IS Area)

Curve type: 2nd Order, Origin: Include, Weighting: 1/x, Axis trans: None

#	Name	Type	Std. Conc	RT	Area	IS Area	Response	Conc.	%Dev	Conc. Flag	CoD	CoD Flag	x=excluded
1	1 180228M1_2	Standard	0.250	6.80	171.865	3935.899	0.218	0.3	22.7	NO	0.997	NO	bb
2	2 180228M1_3	Standard	0.500	6.79	293.227	4627.415	0.317	0.5	-9.5	NO	0.997	NO	bb
3	3 180228M1_4	Standard	1.000	6.80	478.583	4049.397	0.591	0.9	-14.1	NO	0.997	NO	bb
4	4 180228M1_5	Standard	2.000	6.79	1281.147	4607.287	1.390	2.0	2.2	NO	0.997	NO	bb
5	5 180228M1_6	Standard	5.000	6.79	2883.985	4536.337	3.179	4.7	-6.0	NO	0.997	NO	bb
6	6 180228M1_7	Standard	10.000	6.79	5554.042	3803.405	7.301	10.8	8.5	NO	0.997	NO	bb
7	7 180228M1_8	Standard	50.000	6.79	31334.826	4814.688	32.541	49.2	-1.5	NO	0.997	NO	MM
8	8 180228M1_9	Standard	100.000	6.79	60444.203	4297.296	70.328	109.5	9.5	NO	0.997	NO	bb
9	9 180228M1_10	Standard	250.000	6.79	135907.750	4819.745	140.991	233.0	-6.8	NO	0.997	NO	MM
10	10 180228M1_11	Standard	500.000	6.79	262290.781	4940.089	265.472	509.1	1.8	NO	0.997	NO	MM

Dataset: F:\Projects\PFAS.PRO\Results\180228M1\180228M1-CRV.qld

Last Altered: Thursday, March 01, 2018 12:54:21 Pacific Standard Time

Printed: Thursday, March 01, 2018 12:56:34 Pacific Standard Time

Compound name: N-MeFOSE

Correlation coefficient: $r = 0.998755$, $r^2 = 0.997511$

Calibration curve: $1.05289 * x + -0.00995271$

Response type: Internal Std (Ref 53), Area * (IS Conc. / IS Area)

Curve type: Linear, Origin: Exclude, Weighting: 1/x, Axis trans: None

#	Name	Type	Std. Conc	RT	Area	IS Area	Response	Conc.	%Dev	Conc. Flag	CoD	CoD Flag	x=excluded
1	1 180228M1_2	Standard	1.250	6.50	296.123	30725.480	1.446	1.4	10.6	NO	0.998	NO	bb
2	2 180228M1_3	Standard	2.500	6.50	612.079	31417.459	2.922	2.8	11.4	NO	0.998	NO	bb
3	3 180228M1_4	Standard	5.000	6.50	944.744	30768.074	4.606	4.4	-12.3	NO	0.998	NO	bb
4	4 180228M1_5	Standard	10.000	6.50	1858.745	27961.176	9.971	9.5	-5.2	NO	0.998	NO	bb
5	5 180228M1_6	Standard	25.000	6.50	4873.767	27676.352	26.415	25.1	0.4	NO	0.998	NO	MM
6	6 180228M1_7	Standard	50.000	6.50	8917.082	27794.805	48.123	45.7	-8.6	NO	0.998	NO	MM
7	7 180228M1_8	Standard	250.000	6.50	58890.406	31259.994	282.584	268.4	7.4	NO	0.998	NO	MM
8	8 180228M1_9	Standard	500.000	6.50	111681.906	31568.895	530.658	504.0	0.8	NO	0.998	NO	MM
9	9 180228M1_10	Standard	1250.000	6.50	278239.781	34289.055	1217.180	1156.1	-7.5	NO	0.998	NO	MM
10	10 180228M1_11	Standard	2500.000	6.50	470776.469	26031.857	2712.694	2576.4	3.1	NO	0.998	NO	MM

Compound name: N-EtFOSE

Coefficient of Determination: $R^2 = 0.997385$

Calibration curve: $-2.41702e-005 * x^2 + 1.20622 * x + 0.0810787$

Response type: Internal Std (Ref 54), Area * (IS Conc. / IS Area)

Curve type: 2nd Order, Origin: Exclude, Weighting: 1/x, Axis trans: None

#	Name	Type	Std. Conc	RT	Area	IS Area	Response	Conc.	%Dev	Conc. Flag	CoD	CoD Flag	x=excluded
1	1 180228M1_2	Standard	1.250	6.65	284.228	28847.656	1.478	1.2	-7.4	NO	0.997	NO	bb
2	2 180228M1_3	Standard	2.500	6.65	544.154	27341.713	2.985	2.4	-3.7	NO	0.997	NO	bb
3	3 180228M1_4	Standard	5.000	6.65	1013.810	28330.986	5.368	4.4	-12.3	NO	0.997	NO	bb
4	4 180228M1_5	Standard	10.000	6.65	2504.453	28096.668	13.371	11.0	10.2	NO	0.997	NO	bb
5	5 180228M1_6	Standard	25.000	6.64	5889.724	30023.010	29.426	24.3	-2.6	NO	0.997	NO	bb
6	6 180228M1_7	Standard	50.000	6.65	10711.698	25378.398	63.312	52.5	5.0	NO	0.997	NO	MM
7	7 180228M1_8	Standard	250.000	6.65	61302.559	26526.193	346.653	289.0	15.6	NO	0.997	NO	MM
8	8 180228M1_9	Standard	500.000	6.65	117654.766	29547.035	597.292	500.1	0.0	NO	0.997	NO	MM
9	9 180228M1_10	Standard	1250.000	6.65	257220.953	27931.848	1381.332	1172.7	-6.2	NO	0.997	NO	MM
10	10 180228M1_11	Standard	2500.000	6.65	523318.969	27028.889	2904.220	2536.6	1.5	NO	0.997	NO	MM

Dataset: F:\Projects\PFAS.PRO\Results\180228M1\180228M1-CRV.qld

Last Altered: Thursday, March 01, 2018 12:54:21 Pacific Standard Time

Printed: Thursday, March 01, 2018 12:56:34 Pacific Standard Time

Compound name: 13C3-PFBA

Response Factor: 0.868851

RRF SD: 0.0356622, Relative SD: 4.10452

Response type: Internal Std (Ref 55), Area * (IS Conc. / IS Area)

Curve type: RF

	# Name	Type	Std. Conc	RT	Area	IS Area	Response	Conc.	%Dev	Conc. Flag	CoD	CoD Flag	x=excluded
1	1 180228M1_2	Standard	12.500	1.47	9482.349	11593.348	10.224	11.8	-5.9	NO		NO	MM
2	2 180228M1_3	Standard	12.500	1.47	10405.057	11931.247	10.901	12.5	0.4	NO		NO	MM
3	3 180228M1_4	Standard	12.500	1.47	7784.448	9237.063	10.534	12.1	-3.0	NO		NO	MM
4	4 180228M1_5	Standard	12.500	1.47	10499.210	11507.105	11.405	13.1	5.0	NO		NO	bb
5	5 180228M1_6	Standard	12.500	1.47	10272.636	11491.565	11.174	12.9	2.9	NO		NO	MM
6	6 180228M1_7	Standard	12.500	1.47	8094.981	9016.525	11.222	12.9	3.3	NO		NO	bb
7	7 180228M1_8	Standard	12.500	1.47	10146.749	12241.607	10.361	11.9	-4.6	NO		NO	MM
8	8 180228M1_9	Standard	12.500	1.47	10209.916	12272.524	10.399	12.0	-4.2	NO		NO	MM
9	9 180228M1_10	Standard	12.500	1.47	10188.778	11566.592	11.011	12.7	1.4	NO		NO	MM
10	10 180228M1_11	Standard	12.500	1.47	10417.884	11448.815	11.374	13.1	4.7	NO		NO	MM

Compound name: 13C3-PFPeA

Response Factor: 0.977712

RRF SD: 0.055538, Relative SD: 5.6804

Response type: Internal Std (Ref 56), Area * (IS Conc. / IS Area)

Curve type: RF

	# Name	Type	Std. Conc	RT	Area	IS Area	Response	Conc.	%Dev	Conc. Flag	CoD	CoD Flag	x=excluded
1	1 180228M1_2	Standard	12.500	2.43	14785.717	15645.559	11.813	12.1	-3.3	NO		NO	MM
2	2 180228M1_3	Standard	12.500	2.43	15577.599	16505.916	11.797	12.1	-3.5	NO		NO	MM
3	3 180228M1_4	Standard	12.500	2.43	13667.284	13683.021	12.486	12.8	2.2	NO		NO	MM
4	4 180228M1_5	Standard	12.500	2.43	14969.095	15625.989	11.975	12.2	-2.0	NO		NO	MM
5	5 180228M1_6	Standard	12.500	2.43	15060.083	14420.662	13.054	13.4	6.8	NO		NO	MM
6	6 180228M1_7	Standard	12.500	2.43	13277.061	14401.465	11.524	11.8	-5.7	NO		NO	MM
7	7 180228M1_8	Standard	12.500	2.43	14578.932	16223.547	11.233	11.5	-8.1	NO		NO	MM
8	8 180228M1_9	Standard	12.500	2.43	15053.539	14038.947	13.403	13.7	9.7	NO		NO	bb
9	9 180228M1_10	Standard	12.500	2.43	14095.015	13796.276	12.771	13.1	4.5	NO		NO	bb
10	10 180228M1_11	Standard	12.500	2.43	13122.153	13490.551	12.159	12.4	-0.5	NO		NO	MM

Dataset: F:\Projects\PFAS.PRO\Results\180228M1\180228M1-CRV.qld

Last Altered: Thursday, March 01, 2018 12:54:21 Pacific Standard Time

Printed: Thursday, March 01, 2018 12:56:34 Pacific Standard Time

Compound name: 13C3-PFBS

Response Factor: 0.123368

RRF SD: 0.00954076, Relative SD: 7.73358

Response type: Internal Std (Ref 56), Area * (IS Conc. / IS Area)

Curve type: RF

#	Name	Type	Std. Conc	RT	Area	IS Area	Response	Conc.	%Dev	Conc. Flag	CoD	CoD Flag	x=excluded
1	1 180228M1_2	Standard	12.500	2.71	1855.292	15645.559	1.482	12.0	-3.9	NO		NO	bb
2	2 180228M1_3	Standard	12.500	2.71	1853.660	16505.916	1.404	11.4	-9.0	NO		NO	bb
3	3 180228M1_4	Standard	12.500	2.70	1807.427	13683.021	1.651	13.4	7.1	NO		NO	bb
4	4 180228M1_5	Standard	12.500	2.71	1822.526	15625.989	1.458	11.8	-5.5	NO		NO	bb
5	5 180228M1_6	Standard	12.500	2.70	2069.823	14420.662	1.794	14.5	16.3	NO		NO	bb
6	6 180228M1_7	Standard	12.500	2.70	1697.783	14401.465	1.474	11.9	-4.4	NO		NO	bb
7	7 180228M1_8	Standard	12.500	2.70	1943.352	16223.547	1.497	12.1	-2.9	NO		NO	bb
8	8 180228M1_9	Standard	12.500	2.70	1833.062	14038.947	1.632	13.2	5.8	NO		NO	bb
9	9 180228M1_10	Standard	12.500	2.70	1734.008	13796.276	1.571	12.7	1.9	NO		NO	bb
10	10 180228M1_11	Standard	12.500	2.70	1573.035	13490.551	1.458	11.8	-5.5	NO		NO	bb

Compound name: 13C2-PFHxA

Response Factor: 0.711785

RRF SD: 0.0432026, Relative SD: 6.06961

Response type: Internal Std (Ref 56), Area * (IS Conc. / IS Area)

Curve type: RF

#	Name	Type	Std. Conc	RT	Area	IS Area	Response	Conc.	%Dev	Conc. Flag	CoD	CoD Flag	x=excluded
1	1 180228M1_2	Standard	5.000	3.20	4490.003	15645.559	3.587	5.0	0.8	NO		NO	MM
2	2 180228M1_3	Standard	5.000	3.20	4675.511	16505.916	3.541	5.0	-0.5	NO		NO	MM
3	3 180228M1_4	Standard	5.000	3.20	3777.600	13683.021	3.451	4.8	-3.0	NO		NO	MM
4	4 180228M1_5	Standard	5.000	3.20	4051.851	15625.989	3.241	4.6	-8.9	NO		NO	bb
5	5 180228M1_6	Standard	5.000	3.20	4362.427	14420.662	3.781	5.3	6.3	NO		NO	bb
6	6 180228M1_7	Standard	5.000	3.20	3889.484	14401.465	3.376	4.7	-5.1	NO		NO	MM
7	7 180228M1_8	Standard	5.000	3.20	4285.701	16223.547	3.302	4.6	-7.2	NO		NO	MM
8	8 180228M1_9	Standard	5.000	3.20	4128.800	14038.947	3.676	5.2	3.3	NO		NO	bb
9	9 180228M1_10	Standard	5.000	3.20	4293.219	13796.276	3.890	5.5	9.3	NO		NO	bb
10	10 180228M1_11	Standard	5.000	3.20	4040.133	13490.551	3.743	5.3	5.2	NO		NO	MM

Dataset: F:\Projects\PFAS.PRO\Results\180228M1\180228M1-CRV.qld

Last Altered: Thursday, March 01, 2018 12:54:21 Pacific Standard Time

Printed: Thursday, March 01, 2018 12:56:34 Pacific Standard Time

Compound name: 13C4-PFHpA

Response Factor: 0.677842

RRF SD: 0.041447, Relative SD: 6.11455

Response type: Internal Std (Ref 56), Area * (IS Conc. / IS Area)

Curve type: RF

	# Name	Type	Std. Conc	RT	Area	IS Area	Response	Conc.	%Dev	Conc. Flag	CoD	CoD Flag	x=excluded
1	1 180228M1_2	Standard	12.500	3.81	9494.082	15645.559	7.585	11.2	-10.5	NO		NO	MM
2	2 180228M1_3	Standard	12.500	3.81	10729.822	16505.916	8.126	12.0	-4.1	NO		NO	MM
3	3 180228M1_4	Standard	12.500	3.81	9187.313	13683.021	8.393	12.4	-0.9	NO		NO	MM
4	4 180228M1_5	Standard	12.500	3.81	10462.907	15625.989	8.370	12.3	-1.2	NO		NO	MM
5	5 180228M1_6	Standard	12.500	3.81	10618.592	14420.662	9.204	13.6	8.6	NO		NO	bb
6	6 180228M1_7	Standard	12.500	3.81	9470.683	14401.465	8.220	12.1	-3.0	NO		NO	MM
7	7 180228M1_8	Standard	12.500	3.81	10641.383	16223.547	8.199	12.1	-3.2	NO		NO	MM
8	8 180228M1_9	Standard	12.500	3.81	9901.633	14038.947	8.816	13.0	4.1	NO		NO	MM
9	9 180228M1_10	Standard	12.500	3.81	10273.245	13796.276	9.308	13.7	9.9	NO		NO	MM
10	10 180228M1_11	Standard	12.500	3.81	9182.921	13490.551	8.509	12.6	0.4	NO		NO	MM

Compound name: 18O2-PFHxS

Response Factor: 0.39248

RRF SD: 0.0243553, Relative SD: 6.20549

Response type: Internal Std (Ref 57), Area * (IS Conc. / IS Area)

Curve type: RF

	# Name	Type	Std. Conc	RT	Area	IS Area	Response	Conc.	%Dev	Conc. Flag	CoD	CoD Flag	x=excluded
1	1 180228M1_2	Standard	12.500	3.96	1424.949	3801.723	4.685	11.9	-4.5	NO		NO	bb
2	2 180228M1_3	Standard	12.500	3.96	1527.789	3871.015	4.933	12.6	0.6	NO		NO	bb
3	3 180228M1_4	Standard	12.500	3.96	1372.598	3053.002	5.620	14.3	14.6	NO		NO	bb
4	4 180228M1_5	Standard	12.500	3.96	1530.425	3804.823	5.028	12.8	2.5	NO		NO	bb
5	5 180228M1_6	Standard	12.500	3.96	1347.034	3363.173	5.007	12.8	2.0	NO		NO	bb
6	6 180228M1_7	Standard	12.500	3.96	1241.597	3266.258	4.752	12.1	-3.1	NO		NO	bb
7	7 180228M1_8	Standard	12.500	3.96	1347.006	3681.151	4.574	11.7	-6.8	NO		NO	bb
8	8 180228M1_9	Standard	12.500	3.96	1275.631	3188.630	5.001	12.7	1.9	NO		NO	bb
9	9 180228M1_10	Standard	12.500	3.96	1258.126	3433.905	4.580	11.7	-6.6	NO		NO	MM
10	10 180228M1_11	Standard	12.500	3.96	1163.364	2979.374	4.881	12.4	-0.5	NO		NO	bb

Dataset: F:\Projects\PFAS.PRO\Results\180228M1\180228M1-CRV.qld

Last Altered: Thursday, March 01, 2018 12:54:21 Pacific Standard Time

Printed: Thursday, March 01, 2018 12:56:34 Pacific Standard Time

Compound name: 13C2-PFOA

Response Factor: 1.30787

RRF SD: 0.124372, Relative SD: 9.50954

Response type: Internal Std (Ref 58), Area * (IS Conc. / IS Area)

Curve type: RF

#	Name	Type	Std. Conc	RT	Area	IS Area	Response	Conc.	%Dev	Conc. Flag	CoD	CoD Flag	x=excluded
1	1 180228M1_2	Standard	12.500	4.34	15975.155	12318.786	16.210	12.4	-0.8	NO		NO	MM
2	2 180228M1_3	Standard	12.500	4.34	15272.082	12816.894	14.894	11.4	-8.9	NO		NO	MM
3	3 180228M1_4	Standard	12.500	4.34	16212.780	11239.981	18.030	13.8	10.3	NO		NO	MM
4	4 180228M1_5	Standard	12.500	4.34	15592.995	12526.418	15.560	11.9	-4.8	NO		NO	MM
5	5 180228M1_6	Standard	12.500	4.34	15321.488	12683.745	15.100	11.5	-7.6	NO		NO	MM
6	6 180228M1_7	Standard	12.500	4.34	14524.955	12527.379	14.493	11.1	-11.3	NO		NO	MM
7	7 180228M1_8	Standard	12.500	4.34	16742.660	12837.801	16.302	12.5	-0.3	NO		NO	bb
8	8 180228M1_9	Standard	12.500	4.34	17006.066	12030.187	17.670	13.5	8.1	NO		NO	MM
9	9 180228M1_10	Standard	12.500	4.34	16192.753	12772.780	15.847	12.1	-3.1	NO		NO	MM
10	10 180228M1_11	Standard	12.500	4.34	14858.598	9585.629	19.376	14.8	18.5	NO		NO	MM

Compound name: 13C5-PFNA

Response Factor: 0.976377

RRF SD: 0.136863, Relative SD: 14.0175

Response type: Internal Std (Ref 59), Area * (IS Conc. / IS Area)

Curve type: RF

#	Name	Type	Std. Conc	RT	Area	IS Area	Response	Conc.	%Dev	Conc. Flag	CoD	CoD Flag	x=excluded
1	1 180228M1_2	Standard	12.500	4.78	13386.770	11364.873	14.724	15.1	20.6	NO		NO	MM
2	2 180228M1_3	Standard	12.500	4.78	12355.240	14416.358	10.713	11.0	-12.2	NO		NO	MM
3	3 180228M1_4	Standard	12.500	4.78	13137.864	12634.902	12.998	13.3	6.5	NO		NO	MM
4	4 180228M1_5	Standard	12.500	4.78	12421.174	15210.487	10.208	10.5	-16.4	NO		NO	bb
5	5 180228M1_6	Standard	12.500	4.78	13044.806	14941.359	10.913	11.2	-10.6	NO		NO	MM
6	6 180228M1_7	Standard	12.500	4.77	9852.600	11539.751	10.672	10.9	-12.6	NO		NO	MM
7	7 180228M1_8	Standard	12.500	4.78	15582.357	12806.404	15.210	15.6	24.6	NO		NO	MM
8	8 180228M1_9	Standard	12.500	4.77	13310.964	13586.784	12.246	12.5	0.3	NO		NO	MM
9	9 180228M1_10	Standard	12.500	4.77	12809.956	13397.615	11.952	12.2	-2.1	NO		NO	bb
10	10 180228M1_11	Standard	12.500	4.78	11338.512	11419.050	12.412	12.7	1.7	NO		NO	bb

Dataset: F:\Projects\PFAS.PRO\Results\180228M1\180228M1-CRV.qld

Last Altered: Thursday, March 01, 2018 12:54:21 Pacific Standard Time

Printed: Thursday, March 01, 2018 12:56:34 Pacific Standard Time

Compound name: 13C8-PFOSA

Response Factor: 0.254282

RRF SD: 0.0244782, Relative SD: 9.62641

Response type: Internal Std (Ref 62), Area * (IS Conc. / IS Area)

Curve type: RF

#	Name	Type	Std. Conc	RT	Area	IS Area	Response	Conc.	%Dev	Conc. Flag	CoD	CoD Flag	x=excluded
1	1 180228M1_2	Standard	12.500	4.84	3907.384	17003.807	2.872	11.3	-9.6	NO		NO	MM
2	2 180228M1_3	Standard	12.500	4.84	4658.614	18392.813	3.166	12.5	-0.4	NO		NO	bb
3	3 180228M1_4	Standard	12.500	4.84	4348.575	14425.266	3.768	14.8	18.6	NO		NO	MM
4	4 180228M1_5	Standard	12.500	4.84	4481.877	16583.193	3.378	13.3	6.3	NO		NO	MM
5	5 180228M1_6	Standard	12.500	4.84	3958.071	18456.570	2.681	10.5	-15.7	NO		NO	MM
6	6 180228M1_7	Standard	12.500	4.84	3967.696	16410.484	3.022	11.9	-4.9	NO		NO	MM
7	7 180228M1_8	Standard	12.500	4.84	4167.121	15542.622	3.351	13.2	5.4	NO		NO	MM
8	8 180228M1_9	Standard	12.500	4.84	4312.461	16255.121	3.316	13.0	4.3	NO		NO	bb
9	9 180228M1_10	Standard	12.500	4.84	3613.998	13938.016	3.241	12.7	2.0	NO		NO	bd
10	10 180228M1_11	Standard	12.500	4.84	3181.620	13307.343	2.989	11.8	-6.0	NO		NO	bb

Compound name: 13C8-PFOS

Response Factor: 1.04025

RRF SD: 0.061716, Relative SD: 5.93279

Response type: Internal Std (Ref 60), Area * (IS Conc. / IS Area)

Curve type: RF

#	Name	Type	Std. Conc	RT	Area	IS Area	Response	Conc.	%Dev	Conc. Flag	CoD	CoD Flag	x=excluded
1	1 180228M1_2	Standard	12.500	4.86	3308.733	3201.792	12.918	12.4	-0.7	NO		NO	bb
2	2 180228M1_3	Standard	12.500	4.85	3954.106	3826.216	12.918	12.4	-0.7	NO		NO	bb
3	3 180228M1_4	Standard	12.500	4.85	3814.397	3490.879	13.658	13.1	5.0	NO		NO	bb
4	4 180228M1_5	Standard	12.500	4.86	3921.420	3961.236	12.374	11.9	-4.8	NO		NO	bb
5	5 180228M1_6	Standard	12.500	4.86	4153.437	4112.229	12.625	12.1	-2.9	NO		NO	MM
6	6 180228M1_7	Standard	12.500	4.85	3273.429	3587.525	11.406	11.0	-12.3	NO		NO	MM
7	7 180228M1_8	Standard	12.500	4.86	4184.055	4035.556	12.960	12.5	-0.3	NO		NO	bb
8	8 180228M1_9	Standard	12.500	4.85	3794.025	3354.516	14.138	13.6	8.7	NO		NO	bb
9	9 180228M1_10	Standard	12.500	4.85	3536.722	3280.875	13.475	13.0	3.6	NO		NO	MM
10	10 180228M1_11	Standard	12.500	4.85	3442.114	3173.011	13.560	13.0	4.3	NO		NO	bb

Dataset: F:\Projects\PFAS.PRO\Results\180228M1\180228M1-CRV.qld

Last Altered: Thursday, March 01, 2018 12:54:21 Pacific Standard Time

Printed: Thursday, March 01, 2018 12:56:34 Pacific Standard Time

Compound name: 13C2-PFDA

Response Factor: 0.967028

RRF SD: 0.129972, Relative SD: 13.4404

Response type: Internal Std (Ref 61), Area * (IS Conc. / IS Area)

Curve type: RF

#	Name	Type	Std. Conc	RT	Area	IS Area	Response	Conc.	%Dev	Conc. Flag	CoD	CoD Flag	x=excluded
1	1 180228M1_2	Standard	12.500	5.15	14256.088	13225.322	13.474	13.9	11.5	NO		NO	MM
2	2 180228M1_3	Standard	12.500	5.15	14143.743	16018.604	11.037	11.4	-8.7	NO		NO	MM
3	3 180228M1_4	Standard	12.500	5.15	11984.702	14028.880	10.679	11.0	-11.7	NO		NO	MM
4	4 180228M1_5	Standard	12.500	5.15	13577.180	13571.068	12.506	12.9	3.5	NO		NO	MM
5	5 180228M1_6	Standard	12.500	5.15	14018.240	11861.205	14.773	15.3	22.2	NO		NO	MM
6	6 180228M1_7	Standard	12.500	5.15	10620.831	14274.159	9.301	9.6	-23.1	NO		NO	MM
7	7 180228M1_8	Standard	12.500	5.15	15840.696	14738.722	13.435	13.9	11.1	NO		NO	bb
8	8 180228M1_9	Standard	12.500	5.15	12124.715	13980.863	10.840	11.2	-10.3	NO		NO	MM
9	9 180228M1_10	Standard	12.500	5.15	13700.789	13835.551	12.378	12.8	2.4	NO		NO	bb
10	10 180228M1_11	Standard	12.500	5.15	12393.765	12437.702	12.456	12.9	3.0	NO		NO	MM

Compound name: d3-N-MeFOSAA

Response Factor: 0.381113

RRF SD: 0.0563944, Relative SD: 14.7973

Response type: Internal Std (Ref 62), Area * (IS Conc. / IS Area)

Curve type: RF

#	Name	Type	Std. Conc	RT	Area	IS Area	Response	Conc.	%Dev	Conc. Flag	CoD	CoD Flag	x=excluded
1	1 180228M1_2	Standard	12.500	5.30	5843.707	17003.807	4.296	11.3	-9.8	NO		NO	bb
2	2 180228M1_3	Standard	12.500	5.30	6143.021	18392.813	4.175	11.0	-12.4	NO		NO	bb
3	3 180228M1_4	Standard	12.500	5.30	6670.816	14425.266	5.780	15.2	21.3	NO		NO	bd
4	4 180228M1_5	Standard	12.500	5.30	6477.365	16583.193	4.882	12.8	2.5	NO		NO	bb
5	5 180228M1_6	Standard	12.500	5.30	6058.855	18456.570	4.103	10.8	-13.9	NO		NO	bd
6	6 180228M1_7	Standard	12.500	5.30	5247.615	16410.484	3.997	10.5	-16.1	NO		NO	bb
7	7 180228M1_8	Standard	12.500	5.30	7100.981	15542.622	5.711	15.0	19.9	NO		NO	bb
8	8 180228M1_9	Standard	12.500	5.30	5519.915	16255.121	4.245	11.1	-10.9	NO		NO	MM
9	9 180228M1_10	Standard	12.500	5.30	6215.069	13938.016	5.574	14.6	17.0	NO		NO	bb
10	10 180228M1_11	Standard	12.500	5.30	5190.166	13307.343	4.875	12.8	2.3	NO		NO	bb

Dataset: F:\Projects\PFAS.PRO\Results\180228M1\180228M1-CRV.qld

Last Altered: Thursday, March 01, 2018 12:54:21 Pacific Standard Time

Printed: Thursday, March 01, 2018 12:56:34 Pacific Standard Time

Compound name: d5-N-EtFOSAA

Response Factor: 0.398547

RRF SD: 0.0357715, Relative SD: 8.97548

Response type: Internal Std (Ref 62), Area * (IS Conc. / IS Area)

Curve type: RF

	# Name	Type	Std. Conc	RT	Area	IS Area	Response	Conc.	%Dev	Conc. Flag	CoD	CoD Flag	x=excluded
1	1 180228M1_2	Standard	12.500	5.46	6743.822	17003.807	4.958	12.4	-0.5	NO		NO	bb
2	2 180228M1_3	Standard	12.500	5.46	7881.525	18392.813	5.356	13.4	7.5	NO		NO	MM
3	3 180228M1_4	Standard	12.500	5.45	6253.478	14425.266	5.419	13.6	8.8	NO		NO	bb
4	4 180228M1_5	Standard	12.500	5.46	6404.463	16583.193	4.828	12.1	-3.1	NO		NO	MM
5	5 180228M1_6	Standard	12.500	5.46	6927.984	18456.570	4.692	11.8	-5.8	NO		NO	MM
6	6 180228M1_7	Standard	12.500	5.46	6831.834	16410.484	5.204	13.1	4.5	NO		NO	bd
7	7 180228M1_8	Standard	12.500	5.46	6397.491	15542.622	5.145	12.9	3.3	NO		NO	MM
8	8 180228M1_9	Standard	12.500	5.46	5678.724	16255.121	4.367	11.0	-12.3	NO		NO	MM
9	9 180228M1_10	Standard	12.500	5.45	6239.269	13938.016	5.596	14.0	12.3	NO		NO	MM
10	10 180228M1_11	Standard	12.500	5.45	4529.286	13307.343	4.254	10.7	-14.6	NO		NO	bb

Compound name: 13C2-PFUdA

Response Factor: 0.984747

RRF SD: 0.112209, Relative SD: 11.3947

Response type: Internal Std (Ref 62), Area * (IS Conc. / IS Area)

Curve type: RF

	# Name	Type	Std. Conc	RT	Area	IS Area	Response	Conc.	%Dev	Conc. Flag	CoD	CoD Flag	x=excluded
1	1 180228M1_2	Standard	12.500	5.47	15925.958	17003.807	11.708	11.9	-4.9	NO		NO	bb
2	2 180228M1_3	Standard	12.500	5.47	16298.963	18392.813	11.077	11.2	-10.0	NO		NO	bb
3	3 180228M1_4	Standard	12.500	5.47	16704.424	14425.266	14.475	14.7	17.6	NO		NO	bb
4	4 180228M1_5	Standard	12.500	5.47	15914.145	16583.193	11.996	12.2	-2.5	NO		NO	MM
5	5 180228M1_6	Standard	12.500	5.47	16755.396	18456.570	11.348	11.5	-7.8	NO		NO	bb
6	6 180228M1_7	Standard	12.500	5.47	13171.220	16410.484	10.033	10.2	-18.5	NO		NO	bb
7	7 180228M1_8	Standard	12.500	5.47	15299.396	15542.622	12.304	12.5	-0.0	NO		NO	MM
8	8 180228M1_9	Standard	12.500	5.47	16325.921	16255.121	12.554	12.7	2.0	NO		NO	MM
9	9 180228M1_10	Standard	12.500	5.47	15903.018	13938.016	14.262	14.5	15.9	NO		NO	bb
10	10 180228M1_11	Standard	12.500	5.47	14197.834	13307.343	13.336	13.5	8.3	NO		NO	MM

Dataset: F:\Projects\PFAS.PRO\Results\180228M1\180228M1-CRV.qld

Last Altered: Thursday, March 01, 2018 12:54:21 Pacific Standard Time

Printed: Thursday, March 01, 2018 12:56:34 Pacific Standard Time

Compound name: 13C2-PFDoA

Response Factor: 0.813189

RRF SD: 0.0816459, Relative SD: 10.0402

Response type: Internal Std (Ref 62), Area * (IS Conc. / IS Area)

Curve type: RF

#	Name	Type	Std. Conc	RT	Area	IS Area	Response	Conc.	%Dev	Conc. Flag	CoD	CoD Flag	x=excluded
1	1 180228M1_2	Standard	12.500	5.76	12664.562	17003.807	9.310	11.4	-8.4	NO		NO	MM
2	2 180228M1_3	Standard	12.500	5.76	13667.324	18392.813	9.288	11.4	-8.6	NO		NO	bb
3	3 180228M1_4	Standard	12.500	5.76	11601.383	14425.266	10.053	12.4	-1.1	NO		NO	MM
4	4 180228M1_5	Standard	12.500	5.76	15959.081	16583.193	12.030	14.8	18.3	NO		NO	bb
5	5 180228M1_6	Standard	12.500	5.76	13821.734	18456.570	9.361	11.5	-7.9	NO		NO	MM
6	6 180228M1_7	Standard	12.500	5.76	12346.844	16410.484	9.405	11.6	-7.5	NO		NO	MM
7	7 180228M1_8	Standard	12.500	5.76	13961.359	15542.622	11.228	13.8	10.5	NO		NO	MM
8	8 180228M1_9	Standard	12.500	5.76	12237.205	16255.121	9.410	11.6	-7.4	NO		NO	MM
9	9 180228M1_10	Standard	12.500	5.76	12681.970	13938.016	11.374	14.0	11.9	NO		NO	MM
10	10 180228M1_11	Standard	12.500	5.76	10847.883	13307.343	10.190	12.5	0.2	NO		NO	MM

Compound name: d3-N-MeFOSA

Response Factor: 0.124499

RRF SD: 0.0114617, Relative SD: 9.20632

Response type: Internal Std (Ref 62), Area * (IS Conc. / IS Area)

Curve type: RF

#	Name	Type	Std. Conc	RT	Area	IS Area	Response	Conc.	%Dev	Conc. Flag	CoD	CoD Flag	x=excluded
1	1 180228M1_2	Standard	150.000	5.98	24123.371	17003.807	17.734	142.4	-5.0	NO		NO	MM
2	2 180228M1_3	Standard	150.000	5.98	25730.398	18392.813	17.487	140.5	-6.4	NO		NO	MM
3	3 180228M1_4	Standard	150.000	5.98	22015.213	14425.266	19.077	153.2	2.2	NO		NO	MM
4	4 180228M1_5	Standard	150.000	5.99	24178.787	16583.193	18.225	146.4	-2.4	NO		NO	MM
5	5 180228M1_6	Standard	150.000	5.98	24319.254	18456.570	16.471	132.3	-11.8	NO		NO	bb
6	6 180228M1_7	Standard	150.000	5.98	22051.787	16410.484	16.797	134.9	-10.1	NO		NO	MM
7	7 180228M1_8	Standard	150.000	5.98	23920.039	15542.622	19.237	154.5	3.0	NO		NO	MM
8	8 180228M1_9	Standard	150.000	5.98	24590.004	16255.121	18.909	151.9	1.3	NO		NO	MM
9	9 180228M1_10	Standard	150.000	5.98	24281.357	13938.016	21.776	174.9	16.6	NO		NO	MM
10	10 180228M1_11	Standard	150.000	5.98	22392.834	13307.343	21.034	169.0	12.6	NO		NO	MM

Dataset: F:\Projects\PFAS.PRO\Results\180228M1\180228M1-CRV.qld

Last Altered: Thursday, March 01, 2018 12:54:21 Pacific Standard Time

Printed: Thursday, March 01, 2018 12:56:34 Pacific Standard Time

Compound name: 13C2-PFTeDA

Response Factor: 0.378655

RRF SD: 0.0588818, Relative SD: 15.5502

Response type: Internal Std (Ref 62), Area * (IS Conc. / IS Area)

Curve type: RF

#	Name	Type	Std. Conc	RT	Area	IS Area	Response	Conc.	%Dev	Conc. Flag	CoD	CoD Flag	x=excluded
1	1 180228M1_2	Standard	12.500	6.23	5738.226	17003.807	4.218	11.1	-10.9	NO		NO	MM
2	2 180228M1_3	Standard	12.500	6.23	5226.793	18392.813	3.552	9.4	-25.0	NO		NO	MM
3	3 180228M1_4	Standard	12.500	6.23	5577.219	14425.266	4.833	12.8	2.1	NO		NO	MM
4	4 180228M1_5	Standard	12.500	6.23	6212.966	16583.193	4.683	12.4	-1.1	NO		NO	bb
5	5 180228M1_6	Standard	12.500	6.23	6236.167	18456.570	4.224	11.2	-10.8	NO		NO	bb
6	6 180228M1_7	Standard	12.500	6.23	5714.606	16410.484	4.353	11.5	-8.0	NO		NO	MM
7	7 180228M1_8	Standard	12.500	6.23	6118.993	15542.622	4.921	13.0	4.0	NO		NO	MM
8	8 180228M1_9	Standard	12.500	6.23	6182.767	16255.121	4.754	12.6	0.4	NO		NO	MM
9	9 180228M1_10	Standard	12.500	6.23	6388.818	13938.016	5.730	15.1	21.1	NO		NO	MM
10	10 180228M1_11	Standard	12.500	6.23	6455.305	13307.343	6.064	16.0	28.1	NO		NO	MM

Compound name: d5-N-ETFOSA

Response Factor: 0.189355

RRF SD: 0.0144219, Relative SD: 7.61629

Response type: Internal Std (Ref 62), Area * (IS Conc. / IS Area)

Curve type: RF

#	Name	Type	Std. Conc	RT	Area	IS Area	Response	Conc.	%Dev	Conc. Flag	CoD	CoD Flag	x=excluded
1	1 180228M1_2	Standard	150.000	6.38	37026.734	17003.807	27.219	143.7	-4.2	NO		NO	MM
2	2 180228M1_3	Standard	150.000	6.38	37631.148	18392.813	25.575	135.1	-10.0	NO		NO	MM
3	3 180228M1_4	Standard	150.000	6.38	35633.254	14425.266	30.877	163.1	8.7	NO		NO	MM
4	4 180228M1_5	Standard	150.000	6.38	37774.215	16583.193	28.473	150.4	0.2	NO		NO	MM
5	5 180228M1_6	Standard	150.000	6.38	38238.086	18456.570	25.897	136.8	-8.8	NO		NO	bb
6	6 180228M1_7	Standard	150.000	6.38	34379.707	16410.484	26.187	138.3	-7.8	NO		NO	MM
7	7 180228M1_8	Standard	150.000	6.38	38303.004	15542.622	30.805	162.7	8.5	NO		NO	MM
8	8 180228M1_9	Standard	150.000	6.38	37093.738	16255.121	28.525	150.6	0.4	NO		NO	MM
9	9 180228M1_10	Standard	150.000	6.38	35056.164	13938.016	31.439	166.0	10.7	NO		NO	MM
10	10 180228M1_11	Standard	150.000	6.38	30909.936	13307.343	29.035	153.3	2.2	NO		NO	MM

Dataset: F:\Projects\PFAS.PRO\Results\180228M1\180228M1-CRV.qld

Last Altered: Thursday, March 01, 2018 12:54:21 Pacific Standard Time

Printed: Thursday, March 01, 2018 12:56:34 Pacific Standard Time

Compound name: 13C2-PFHxDA

Response Factor: 0.702581

RRF SD: 0.119132, Relative SD: 16.9564

Response type: Internal Std (Ref 62), Area * (IS Conc. / IS Area)

Curve type: RF

#	Name	Type	Std. Conc	RT	Area	IS Area	Response	Conc.	%Dev	Conc. Flag	CoD	CoD Flag	x=excluded
1	180228M1_2	Standard	5.000	6.56	3935.899	17003.807	2.893	4.1	-17.6	NO		NO	MM
2	180228M1_3	Standard	5.000	6.56	4627.415	18392.813	3.145	4.5	-10.5	NO		NO	bb
3	180228M1_4	Standard	5.000	6.56	4049.397	14425.266	3.509	5.0	-0.1	NO		NO	MM
4	180228M1_5	Standard	5.000	6.56	4607.287	16583.193	3.473	4.9	-1.1	NO		NO	MM
5	180228M1_6	Standard	5.000	6.56	4536.337	18456.570	3.072	4.4	-12.5	NO		NO	MM
6	180228M1_7	Standard	5.000	6.56	3803.405	16410.484	2.897	4.1	-17.5	NO		NO	bb
7	180228M1_8	Standard	5.000	6.56	4814.688	15542.622	3.872	5.5	10.2	NO		NO	bb
8	180228M1_9	Standard	5.000	6.56	4297.296	16255.121	3.305	4.7	-5.9	NO		NO	bd
9	180228M1_10	Standard	5.000	6.56	4819.745	13938.016	4.322	6.2	23.0	NO		NO	MM
10	180228M1_11	Standard	5.000	6.56	4940.089	13307.343	4.640	6.6	32.1	NO		NO	MM

Compound name: d7-N-MeFOSE

Response Factor: 0.157476

RRF SD: 0.0228784, Relative SD: 14.5282

Response type: Internal Std (Ref 62), Area * (IS Conc. / IS Area)

Curve type: RF

#	Name	Type	Std. Conc	RT	Area	IS Area	Response	Conc.	%Dev	Conc. Flag	CoD	CoD Flag	x=excluded
1	180228M1_2	Standard	150.000	6.49	30725.480	17003.807	22.587	143.4	-4.4	NO		NO	MM
2	180228M1_3	Standard	150.000	6.49	31417.459	18392.813	21.352	135.6	-9.6	NO		NO	MM
3	180228M1_4	Standard	150.000	6.49	30768.074	14425.266	26.662	169.3	12.9	NO		NO	MM
4	180228M1_5	Standard	150.000	6.49	27961.176	16583.193	21.076	133.8	-10.8	NO		NO	MM
5	180228M1_6	Standard	150.000	6.49	27676.352	18456.570	18.744	119.0	-20.6	NO		NO	MM
6	180228M1_7	Standard	150.000	6.49	27794.805	16410.484	21.172	134.4	-10.4	NO		NO	MM
7	180228M1_8	Standard	150.000	6.49	31259.994	15542.622	25.141	159.6	6.4	NO		NO	MM
8	180228M1_9	Standard	150.000	6.49	31568.895	16255.121	24.276	154.2	2.8	NO		NO	MM
9	180228M1_10	Standard	150.000	6.49	34289.055	13938.016	30.751	195.3	30.2	NO		NO	MM
10	180228M1_11	Standard	150.000	6.49	26031.857	13307.343	24.453	155.3	3.5	NO		NO	MM

Dataset: F:\Projects\PFAS.PRO\Results\180228M1\180228M1-CRV.qld

Last Altered: Thursday, March 01, 2018 12:54:21 Pacific Standard Time

Printed: Thursday, March 01, 2018 12:56:34 Pacific Standard Time

Compound name: d9-N-EtFOSE

Response Factor: 0.14645

RRF SD: 0.0158906, Relative SD: 10.8505

Response type: Internal Std (Ref 62), Area * (IS Conc. / IS Area)

Curve type: RF

#	Name	Type	Std. Conc	RT	Area	IS Area	Response	Conc.	%Dev	Conc. Flag	CoD	CoD Flag	x=excluded
1	1 180228M1_2	Standard	150.000	6.63	28847.656	17003.807	21.207	144.8	-3.5	NO		NO	MM
2	2 180228M1_3	Standard	150.000	6.63	27341.713	18392.813	18.582	126.9	-15.4	NO		NO	MM
3	3 180228M1_4	Standard	150.000	6.63	28330.986	14425.266	24.550	167.6	11.8	NO		NO	MM
4	4 180228M1_5	Standard	150.000	6.64	28096.668	16583.193	21.179	144.6	-3.6	NO		NO	MM
5	5 180228M1_6	Standard	150.000	6.63	30023.010	18456.570	20.334	138.8	-7.4	NO		NO	bb
6	6 180228M1_7	Standard	150.000	6.63	25378.398	16410.484	19.331	132.0	-12.0	NO		NO	bb
7	7 180228M1_8	Standard	150.000	6.64	26526.193	15542.622	21.333	145.7	-2.9	NO		NO	MM
8	8 180228M1_9	Standard	150.000	6.63	29547.035	16255.121	22.721	155.1	3.4	NO		NO	MM
9	9 180228M1_10	Standard	150.000	6.63	27931.848	13938.016	25.050	171.0	14.0	NO		NO	MM
10	10 180228M1_11	Standard	150.000	6.63	27028.889	13307.343	25.389	173.4	15.6	NO		NO	MM

Compound name: 13C4-PFBA

Response Factor: 1

RRF SD: 0, Relative SD: 0

Response type: Internal Std (Ref 55), Area * (IS Conc. / IS Area)

Curve type: RF

#	Name	Type	Std. Conc	RT	Area	IS Area	Response	Conc.	%Dev	Conc. Flag	CoD	CoD Flag	x=excluded
1	1 180228M1_2	Standard	12.500	1.47	11593.348	11593.348	12.500	12.5	0.0	NO		NO	MM
2	2 180228M1_3	Standard	12.500	1.47	11931.247	11931.247	12.500	12.5	0.0	NO		NO	MM
3	3 180228M1_4	Standard	12.500	1.47	9237.063	9237.063	12.500	12.5	0.0	NO		NO	MM
4	4 180228M1_5	Standard	12.500	1.46	11507.105	11507.105	12.500	12.5	0.0	NO		NO	MM
5	5 180228M1_6	Standard	12.500	1.47	11491.565	11491.565	12.500	12.5	0.0	NO		NO	MM
6	6 180228M1_7	Standard	12.500	1.47	9016.525	9016.525	12.500	12.5	0.0	NO		NO	MM
7	7 180228M1_8	Standard	12.500	1.47	12241.607	12241.607	12.500	12.5	0.0	NO		NO	MM
8	8 180228M1_9	Standard	12.500	1.46	12272.524	12272.524	12.500	12.5	0.0	NO		NO	MM
9	9 180228M1_10	Standard	12.500	1.47	11566.592	11566.592	12.500	12.5	0.0	NO		NO	MM
10	10 180228M1_11	Standard	12.500	1.47	11448.815	11448.815	12.500	12.5	0.0	NO		NO	MM

Dataset: F:\Projects\PFAS.PRO\Results\180228M1\180228M1-CRV.qld

Last Altered: Thursday, March 01, 2018 12:54:21 Pacific Standard Time

Printed: Thursday, March 01, 2018 12:56:34 Pacific Standard Time

Compound name: 13C5-PFHxA

Response Factor: 1

RRF SD: 0, Relative SD: 0

Response type: Internal Std (Ref 56), Area * (IS Conc. / IS Area)

Curve type: RF

#	Name	Type	Std. Conc	RT	Area	IS Area	Response	Conc.	%Dev	Conc. Flag	CoD	CoD Flag	x=excluded
1	1 180228M1_2	Standard	12.500	3.20	15645.559	15645.559	12.500	12.5	0.0	NO		NO	MM
2	2 180228M1_3	Standard	12.500	3.20	16505.916	16505.916	12.500	12.5	0.0	NO		NO	MM
3	3 180228M1_4	Standard	12.500	3.20	13683.021	13683.021	12.500	12.5	0.0	NO		NO	MM
4	4 180228M1_5	Standard	12.500	3.20	15625.989	15625.989	12.500	12.5	0.0	NO		NO	bb
5	5 180228M1_6	Standard	12.500	3.20	14420.662	14420.662	12.500	12.5	0.0	NO		NO	MM
6	6 180228M1_7	Standard	12.500	3.20	14401.465	14401.465	12.500	12.5	0.0	NO		NO	MM
7	7 180228M1_8	Standard	12.500	3.20	16223.547	16223.547	12.500	12.5	0.0	NO		NO	MM
8	8 180228M1_9	Standard	12.500	3.20	14038.947	14038.947	12.500	12.5	0.0	NO		NO	MM
9	9 180228M1_10	Standard	12.500	3.20	13796.276	13796.276	12.500	12.5	0.0	NO		NO	MM
10	10 180228M1_11	Standard	12.500	3.20	13490.551	13490.551	12.500	12.5	0.0	NO		NO	MM

Compound name: 13C3-PFHxS

Response Factor: 1

RRF SD: 0, Relative SD: 0

Response type: Internal Std (Ref 57), Area * (IS Conc. / IS Area)

Curve type: RF

#	Name	Type	Std. Conc	RT	Area	IS Area	Response	Conc.	%Dev	Conc. Flag	CoD	CoD Flag	x=excluded
1	1 180228M1_2	Standard	12.500	3.96	3801.723	3801.723	12.500	12.5	0.0	NO		NO	bb
2	2 180228M1_3	Standard	12.500	3.96	3871.015	3871.015	12.500	12.5	0.0	NO		NO	MM
3	3 180228M1_4	Standard	12.500	3.96	3053.002	3053.002	12.500	12.5	0.0	NO		NO	MM
4	4 180228M1_5	Standard	12.500	3.96	3804.823	3804.823	12.500	12.5	0.0	NO		NO	bb
5	5 180228M1_6	Standard	12.500	3.96	3363.173	3363.173	12.500	12.5	0.0	NO		NO	MM
6	6 180228M1_7	Standard	12.500	3.96	3266.258	3266.258	12.500	12.5	0.0	NO		NO	MM
7	7 180228M1_8	Standard	12.500	3.96	3681.151	3681.151	12.500	12.5	0.0	NO		NO	bb
8	8 180228M1_9	Standard	12.500	3.96	3188.630	3188.630	12.500	12.5	0.0	NO		NO	bb
9	9 180228M1_10	Standard	12.500	3.96	3433.905	3433.905	12.500	12.5	0.0	NO		NO	bb
10	10 180228M1_11	Standard	12.500	3.96	2979.374	2979.374	12.500	12.5	0.0	NO		NO	bb

Dataset: F:\Projects\PFAS.PRO\Results\180228M1\180228M1-CRV.qld

Last Altered: Thursday, March 01, 2018 12:54:21 Pacific Standard Time

Printed: Thursday, March 01, 2018 12:56:34 Pacific Standard Time

Compound name: 13C8-PFOA

Response Factor: 1

RRF SD: 0, Relative SD: 0

Response type: Internal Std (Ref 58), Area * (IS Conc. / IS Area)

Curve type: RF

#	Name	Type	Std. Conc	RT	Area	IS Area	Response	Conc.	%Dev	Conc. Flag	CoD	CoD Flag	x=excluded
1	1 180228M1_2	Standard	12.500	4.34	12318.786	12318.786	12.500	12.5	0.0	NO		NO	MM
2	2 180228M1_3	Standard	12.500	4.34	12816.894	12816.894	12.500	12.5	0.0	NO		NO	MM
3	3 180228M1_4	Standard	12.500	4.34	11239.981	11239.981	12.500	12.5	0.0	NO		NO	MM
4	4 180228M1_5	Standard	12.500	4.34	12526.418	12526.418	12.500	12.5	0.0	NO		NO	MM
5	5 180228M1_6	Standard	12.500	4.34	12683.745	12683.745	12.500	12.5	0.0	NO		NO	MM
6	6 180228M1_7	Standard	12.500	4.33	12527.379	12527.379	12.500	12.5	0.0	NO		NO	MM
7	7 180228M1_8	Standard	12.500	4.34	12837.801	12837.801	12.500	12.5	0.0	NO		NO	MM
8	8 180228M1_9	Standard	12.500	4.34	12030.187	12030.187	12.500	12.5	0.0	NO		NO	MM
9	9 180228M1_10	Standard	12.500	4.33	12772.780	12772.780	12.500	12.5	0.0	NO		NO	bb
10	10 180228M1_11	Standard	12.500	4.34	9585.629	9585.629	12.500	12.5	0.0	NO		NO	MM

Compound name: 13C9-PFNA

Response Factor: 1

RRF SD: 0, Relative SD: 0

Response type: Internal Std (Ref 59), Area * (IS Conc. / IS Area)

Curve type: RF

#	Name	Type	Std. Conc	RT	Area	IS Area	Response	Conc.	%Dev	Conc. Flag	CoD	CoD Flag	x=excluded
1	1 180228M1_2	Standard	12.500	4.78	11364.873	11364.873	12.500	12.5	0.0	NO		NO	MM
2	2 180228M1_3	Standard	12.500	4.78	14416.358	14416.358	12.500	12.5	0.0	NO		NO	bb
3	3 180228M1_4	Standard	12.500	4.77	12634.902	12634.902	12.500	12.5	0.0	NO		NO	bb
4	4 180228M1_5	Standard	12.500	4.78	15210.487	15210.487	12.500	12.5	0.0	NO		NO	bb
5	5 180228M1_6	Standard	12.500	4.78	14941.359	14941.359	12.500	12.5	0.0	NO		NO	bb
6	6 180228M1_7	Standard	12.500	4.77	11539.751	11539.751	12.500	12.5	0.0	NO		NO	MM
7	7 180228M1_8	Standard	12.500	4.78	12806.404	12806.404	12.500	12.5	0.0	NO		NO	MM
8	8 180228M1_9	Standard	12.500	4.77	13586.784	13586.784	12.500	12.5	0.0	NO		NO	MM
9	9 180228M1_10	Standard	12.500	4.77	13397.615	13397.615	12.500	12.5	0.0	NO		NO	MM
10	10 180228M1_11	Standard	12.500	4.78	11419.050	11419.050	12.500	12.5	0.0	NO		NO	MM

Dataset: F:\Projects\PFAS.PRO\Results\180228M1\180228M1-CRV.qld

Last Altered: Thursday, March 01, 2018 12:54:21 Pacific Standard Time

Printed: Thursday, March 01, 2018 12:56:34 Pacific Standard Time

Compound name: 13C4-PFOS

Response Factor: 1

RRF SD: 0, Relative SD: 0

Response type: Internal Std (Ref 60), Area * (IS Conc. / IS Area)

Curve type: RF

#	Name	Type	Std. Conc	RT	Area	IS Area	Response	Conc.	%Dev	Conc. Flag	CoD	CoD Flag	x=excluded
1	1 180228M1_2	Standard	12.500	4.86	3201.792	3201.792	12.500	12.5	0.0	NO		NO	MM
2	2 180228M1_3	Standard	12.500	4.86	3826.216	3826.216	12.500	12.5	0.0	NO		NO	MM
3	3 180228M1_4	Standard	12.500	4.85	3490.879	3490.879	12.500	12.5	0.0	NO		NO	MM
4	4 180228M1_5	Standard	12.500	4.86	3961.236	3961.236	12.500	12.5	0.0	NO		NO	bb
5	5 180228M1_6	Standard	12.500	4.86	4112.229	4112.229	12.500	12.5	0.0	NO		NO	bb
6	6 180228M1_7	Standard	12.500	4.85	3587.525	3587.525	12.500	12.5	0.0	NO		NO	bb
7	7 180228M1_8	Standard	12.500	4.85	4035.556	4035.556	12.500	12.5	0.0	NO		NO	bb
8	8 180228M1_9	Standard	12.500	4.85	3354.516	3354.516	12.500	12.5	0.0	NO		NO	bb
9	9 180228M1_10	Standard	12.500	4.85	3280.875	3280.875	12.500	12.5	0.0	NO		NO	MM
10	10 180228M1_11	Standard	12.500	4.86	3173.011	3173.011	12.500	12.5	0.0	NO		NO	bb

Compound name: 13C6-PFDA

Response Factor: 1

RRF SD: 0, Relative SD: 0

Response type: Internal Std (Ref 61), Area * (IS Conc. / IS Area)

Curve type: RF

#	Name	Type	Std. Conc	RT	Area	IS Area	Response	Conc.	%Dev	Conc. Flag	CoD	CoD Flag	x=excluded
1	1 180228M1_2	Standard	12.500	5.15	13225.322	13225.322	12.500	12.5	0.0	NO		NO	bb
2	2 180228M1_3	Standard	12.500	5.15	16018.604	16018.604	12.500	12.5	0.0	NO		NO	MM
3	3 180228M1_4	Standard	12.500	5.15	14028.880	14028.880	12.500	12.5	0.0	NO		NO	MM
4	4 180228M1_5	Standard	12.500	5.15	13571.068	13571.068	12.500	12.5	0.0	NO		NO	MM
5	5 180228M1_6	Standard	12.500	5.15	11861.205	11861.205	12.500	12.5	0.0	NO		NO	MM
6	6 180228M1_7	Standard	12.500	5.15	14274.159	14274.159	12.500	12.5	0.0	NO		NO	MM
7	7 180228M1_8	Standard	12.500	5.15	14738.722	14738.722	12.500	12.5	0.0	NO		NO	bb
8	8 180228M1_9	Standard	12.500	5.15	13980.863	13980.863	12.500	12.5	0.0	NO		NO	MM
9	9 180228M1_10	Standard	12.500	5.15	13835.551	13835.551	12.500	12.5	0.0	NO		NO	bb
10	10 180228M1_11	Standard	12.500	5.15	12437.702	12437.702	12.500	12.5	0.0	NO		NO	MM

Dataset: F:\Projects\PFAS.PRO\Results\180228M1\180228M1-CRV.qld

Last Altered: Thursday, March 01, 2018 12:54:21 Pacific Standard Time

Printed: Thursday, March 01, 2018 12:56:34 Pacific Standard Time

Compound name: 13C7-PFUdA

Response Factor: 1

RRF SD: 0, Relative SD: 0

Response type: Internal Std (Ref 62), Area * (IS Conc. / IS Area)

Curve type: RF

	# Name	Type	Std. Conc	RT	Area	IS Area	Response	Conc.	%Dev	Conc. Flag	CoD	CoD Flag	x=excluded
1	1 180228M1_2	Standard	12.500	5.47	17003.807	17003.807	12.500	12.5	0.0	NO		NO	MM
2	2 180228M1_3	Standard	12.500	5.47	18392.813	18392.813	12.500	12.5	0.0	NO		NO	MM
3	3 180228M1_4	Standard	12.500	5.47	14425.266	14425.266	12.500	12.5	0.0	NO		NO	bb
4	4 180228M1_5	Standard	12.500	5.47	16583.193	16583.193	12.500	12.5	0.0	NO		NO	MM
5	5 180228M1_6	Standard	12.500	5.47	18456.570	18456.570	12.500	12.5	0.0	NO		NO	bb
6	6 180228M1_7	Standard	12.500	5.47	16410.484	16410.484	12.500	12.5	0.0	NO		NO	MM
7	7 180228M1_8	Standard	12.500	5.47	15542.622	15542.622	12.500	12.5	0.0	NO		NO	bb
8	8 180228M1_9	Standard	12.500	5.47	16255.121	16255.121	12.500	12.5	0.0	NO		NO	MM
9	9 180228M1_10	Standard	12.500	5.47	13938.016	13938.016	12.500	12.5	0.0	NO		NO	MM
10	10 180228M1_11	Standard	12.500	5.47	13307.343	13307.343	12.500	12.5	0.0	NO		NO	MM

Dataset: F:\Projects\PFAS.PRO\Results\180228M1\180228M1-CRV.qld

Last Altered: Thursday, March 01, 2018 12:54:21 Pacific Standard Time

Printed: Thursday, March 01, 2018 12:57:12 Pacific Standard Time

Method: F:\Projects\PFAS.PRO\MethDB\PFAS_FULL_80C_022718.mdb 28 Feb 2018 13:19:45

Calibration: F:\Projects\PFAS.PRO\CurveDB\C18_VAL-PFAS_Q4_02-28-18-FULL.cdb 01 Mar 2018 12:54:21

Name: 180228M1_2, Date: 28-Feb-2018, Time: 20:44:50, ID: ST180228M1-1 PFC CS-2 18B2312, Description: PFC CS-2 18B2312

#	Name	IS#	CoD	CoD Flag	%RSD
1	1 PFBA	34	0.9983	NO	
2	2 PFPeA	35	0.9998	NO	
3	3 PFBS	36	0.9993	NO	
4	4 4:2 FTS	36	0.9991	NO	
5	5 PFHxA	37	0.9996	NO	
6	6 PFPeS	36	0.9980	NO	
7	7 PFHpA	38	0.9988	NO	
8	8 L-PFHxS	39	0.9997	NO	
9	10 6:2 FTS	40	0.9995	NO	
10	11 L-PFOA	40	0.9993	NO	
11	13 PFHpS	40	0.9984	NO	
12	14 PFNA	41	0.9990	NO	
13	15 PFOSA	42	0.9996	NO	
14	16 L-PFOS	43	0.9984	NO	
15	18 PFDA	44	0.9943	NO	
16	19 8:2 FTS	40	0.9943	NO	
17	20 PFNS	43	0.9988	NO	
18	21 N-MeFOSAA	45	0.9981	NO	
19	22 N-EtFOSAA	46	0.9950	NO	
20	23 PFUdA	47	0.9986	NO	
21	24 PFDS	47	0.9949	NO	
22	25 PFDoA	48	0.9965	NO	
23	26 N-MeFOSA	49	0.9967	NO	
24	27 PFTrDA	48	0.9954	NO	
25	28 PFTeDA	50	0.9945	NO	
26	29 N-EtFOSA	51	0.9999	NO	
27	30 PFHxDA	52	0.9990	NO	
28	31 PFODA	52	0.9975	NO	
29	32 N-MeFOSE	53	0.9975	NO	
30	33 N-EtFOSE	54	0.9974	NO	
31	34 13C3-PFBA	55		NO	4.105

Dataset: F:\Projects\PFAS.PRO\Results\180228M1\180228M1-CRV.qld

Last Altered: Thursday, March 01, 2018 12:54:21 Pacific Standard Time

Printed: Thursday, March 01, 2018 12:57:12 Pacific Standard Time

Name: 180228M1_2, Date: 28-Feb-2018, Time: 20:44:50, ID: ST180228M1-1 PFC CS-2 18B2312, Description: PFC CS-2 18B2312

#	Name	IS#	CoD	CoD Flag	%RSD
32	35 13C3-PFPeA	56		NO	5.680
33	36 13C3-PFBS	56		NO	7.734
34	37 13C2-PFHxA	56		NO	6.070
35	38 13C4-PFHpA	56		NO	6.115
36	39 18O2-PFHxS	57		NO	6.205
37	40 13C2-PFOA	58		NO	9.510
38	41 13C5-PFNA	59		NO	14.017
39	42 13C8-PFOSA	62		NO	9.626
40	43 13C8-PFOS	60		NO	5.933
41	44 13C2-PFDA	61		NO	13.440
42	45 d3-N-MeFOSAA	62		NO	14.797
43	46 d5-N-EtFOSAA	62		NO	8.975
44	47 13C2-PFUdA	62		NO	11.395
45	48 13C2-PFDoA	62		NO	10.040
46	49 d3-N-MeFOSA	62		NO	9.206
47	50 13C2-PFTeDA	62		NO	15.550
48	51 d5-N-ETFOSA	62		NO	7.616
49	52 13C2-PFHxDA	62		NO	16.956
50	53 d7-N-MeFOSE	62		NO	14.528
51	54 d9-N-EtFOSE	62		NO	10.850
52	55 13C4-PFBA	55		NO	0.000
53	56 13C5-PFHxA	56		NO	0.000
54	57 13C3-PFHxS	57		NO	0.000
55	58 13C8-PFOA	58		NO	0.000
56	59 13C9-PFNA	59		NO	0.000
57	60 13C4-PFOS	60		NO	0.000
58	61 13C6-PFDA	61		NO	0.000
59	62 13C7-PFUdA	62		NO	0.000

Vista Analytical Laboratory

Dataset: Untitled

Last Altered: Thursday, March 01, 2018 13:05:51 Pacific Standard Time

Printed: Thursday, March 01, 2018 13:06:01 Pacific Standard Time

Method: F:\Projects\PFAS.PRO\MethDB\PFAS_FULL_80C_022718.mdb 28 Feb 2018 13:19:45

Calibration: F:\Projects\PFAS.PRO\CurveDB\C18_VAL-PFAS_Q4_02-28-18-FULL.cdb 01 Mar 2018 12:54:21

Compound name: PFBA

	Name	ID	Acq.Date	Acq.Time
1	180228M1_1	IPA	28-Feb-18	20:33:26
2	180228M1_2	ST180228M1-1 PFC CS-2 18B2312	28-Feb-18	20:44:50
3	180228M1_3	ST180228M1-2 PFC CS-1 18B2313	28-Feb-18	20:56:17
4	180228M1_4	ST180228M1-3 PFC CS0 18B2314	28-Feb-18	21:07:44
5	180228M1_5	ST180228M1-4 PFC CS1 18B2315	28-Feb-18	21:19:13
6	180228M1_6	ST180228M1-5 PFC CS2 18B2316	28-Feb-18	21:30:43
7	180228M1_7	ST180228M1-6 PFC CS3 18B2317	28-Feb-18	21:42:12
8	180228M1_8	ST180228M1-7 PFC CS4 18B2318	28-Feb-18	21:53:43
9	180228M1_9	ST180228M1-8 PFC CS5 18B2319	28-Feb-18	22:05:09
10	180228M1_10	ST180228M1-9 PFC CS6 18B2320	28-Feb-18	22:16:39
11	180228M1_11	ST180228M1-10 PFC CS7 18B2321	28-Feb-18	22:28:09
12	180228M1_12	IPA	28-Feb-18	22:39:39
13	180228M1_13	ICV180228M1-1 PFC ICV 18B2311	28-Feb-18	22:51:06
14	180228M1_14	IPA	28-Feb-18	23:02:32

Dataset: F:\Projects\PFAS.PRO\Results\180228M1\180228M1-CRV.qld

Last Altered: Thursday, March 01, 2018 12:54:21 Pacific Standard Time

Printed: Thursday, March 01, 2018 13:01:25 Pacific Standard Time

Method: F:\Projects\PFAS.PRO\MethDB\PFAS_FULL_80C_022718.mdb 28 Feb 2018 13:19:45

Calibration: F:\Projects\PFAS.PRO\CurveDB\C18_VAL-PFAS_Q4_02-28-18-FULL.cdb 01 Mar 2018 12:54:21

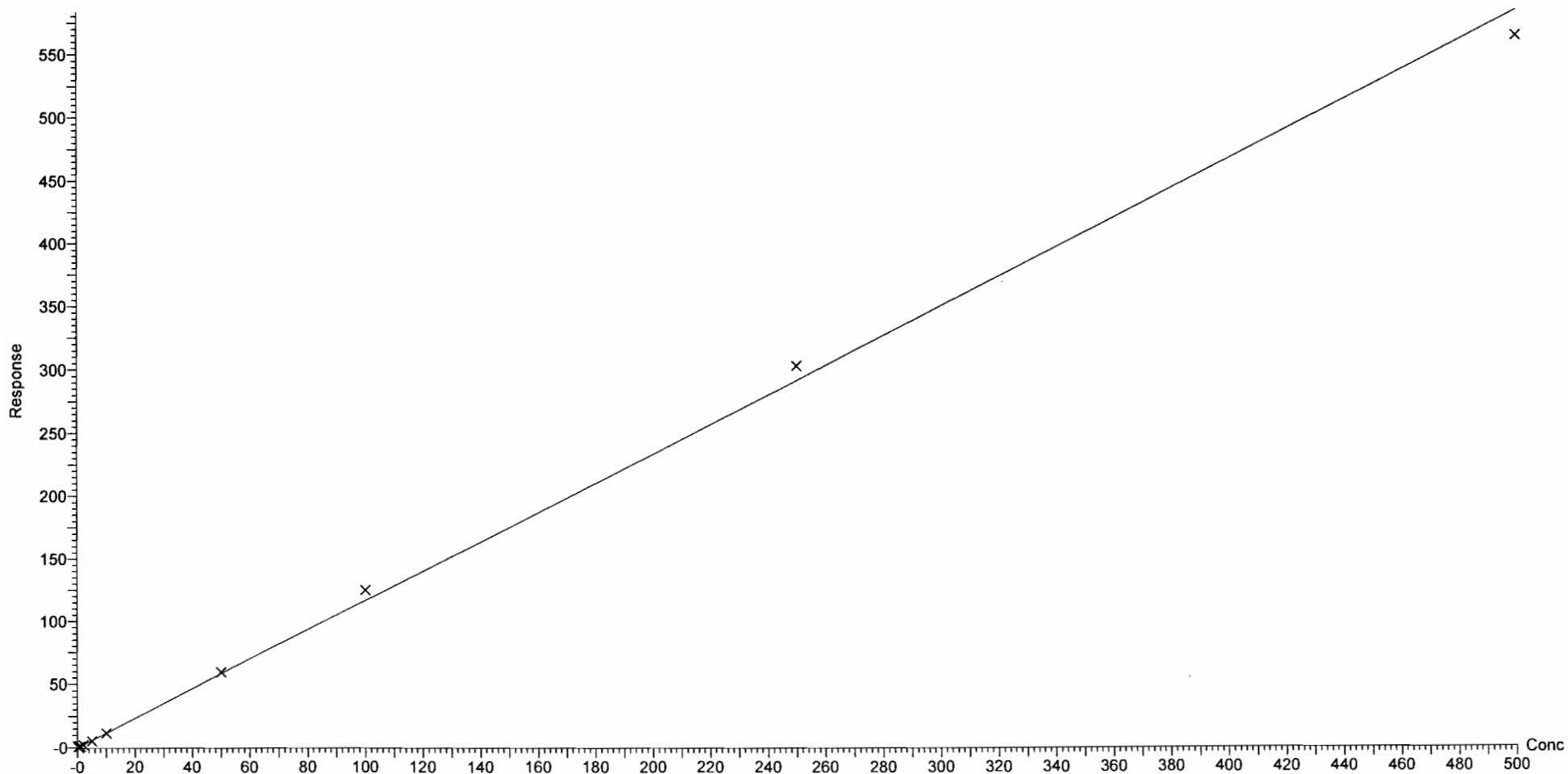
Compound name: PFBA

Correlation coefficient: $r = 0.999128$, $r^2 = 0.998257$

Calibration curve: $1.16633 * x + -0.00657388$

Response type: Internal Std (Ref 34), Area * (IS Conc. / IS Area)

Curve type: Linear, Origin: Include, Weighting: 1/x, Axis trans: None



Dataset: F:\Projects\PFAS.PRO\Results\180228M1\180228M1-CRV.qld

Last Altered: Thursday, March 01, 2018 12:54:21 Pacific Standard Time

Printed: Thursday, March 01, 2018 13:01:25 Pacific Standard Time

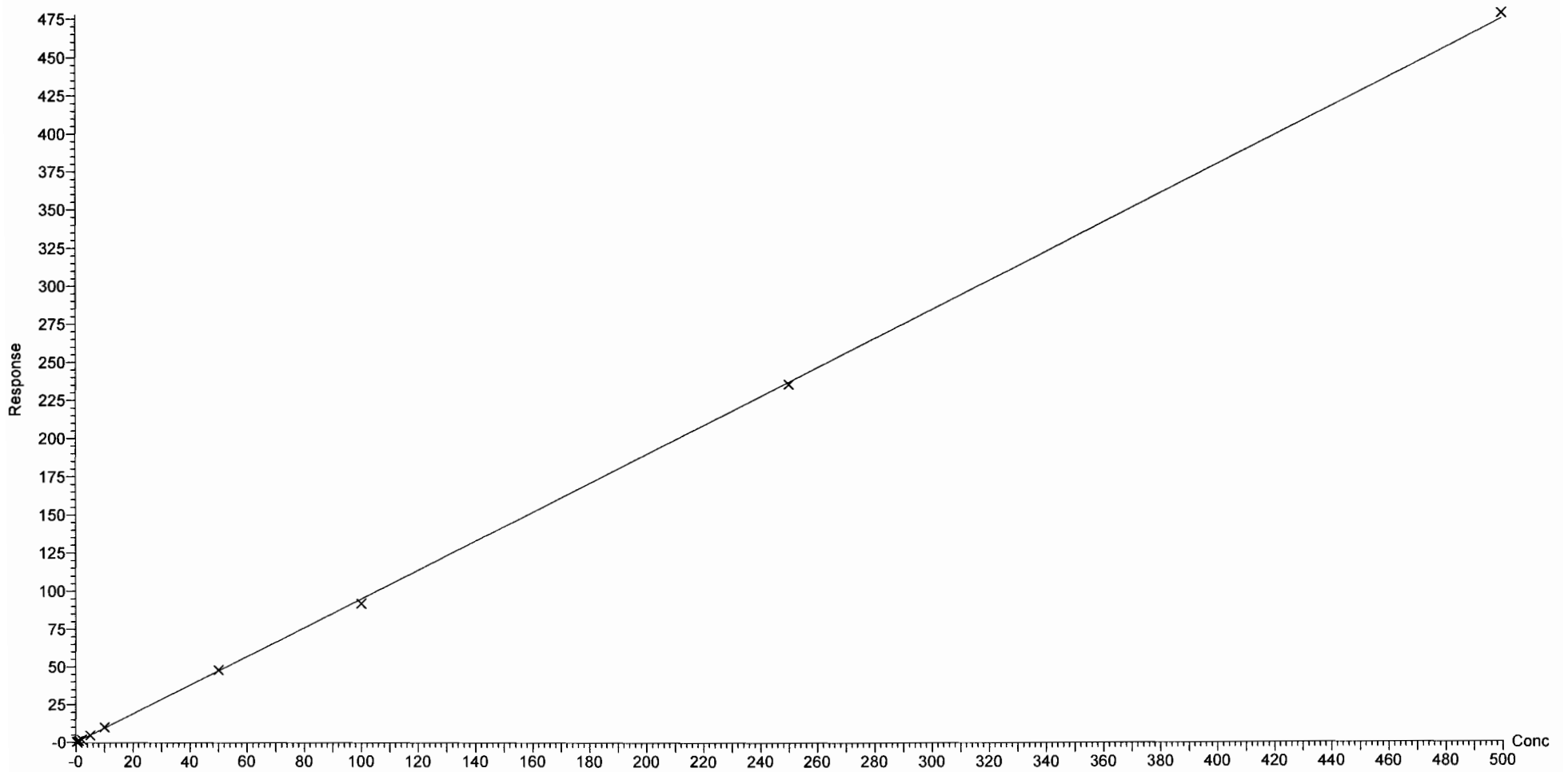
Compound name: PFPeA

Correlation coefficient: $r = 0.999901$, $r^2 = 0.999803$

Calibration curve: $0.948079 * x + 0.0338914$

Response type: Internal Std (Ref 35), Area * (IS Conc. / IS Area)

Curve type: Linear, Origin: Exclude, Weighting: 1/x, Axis trans: None



Dataset: F:\Projects\PFAS.PRO\Results\180228M1\180228M1-CRV.qld

Last Altered: Thursday, March 01, 2018 12:54:21 Pacific Standard Time

Printed: Thursday, March 01, 2018 13:01:25 Pacific Standard Time

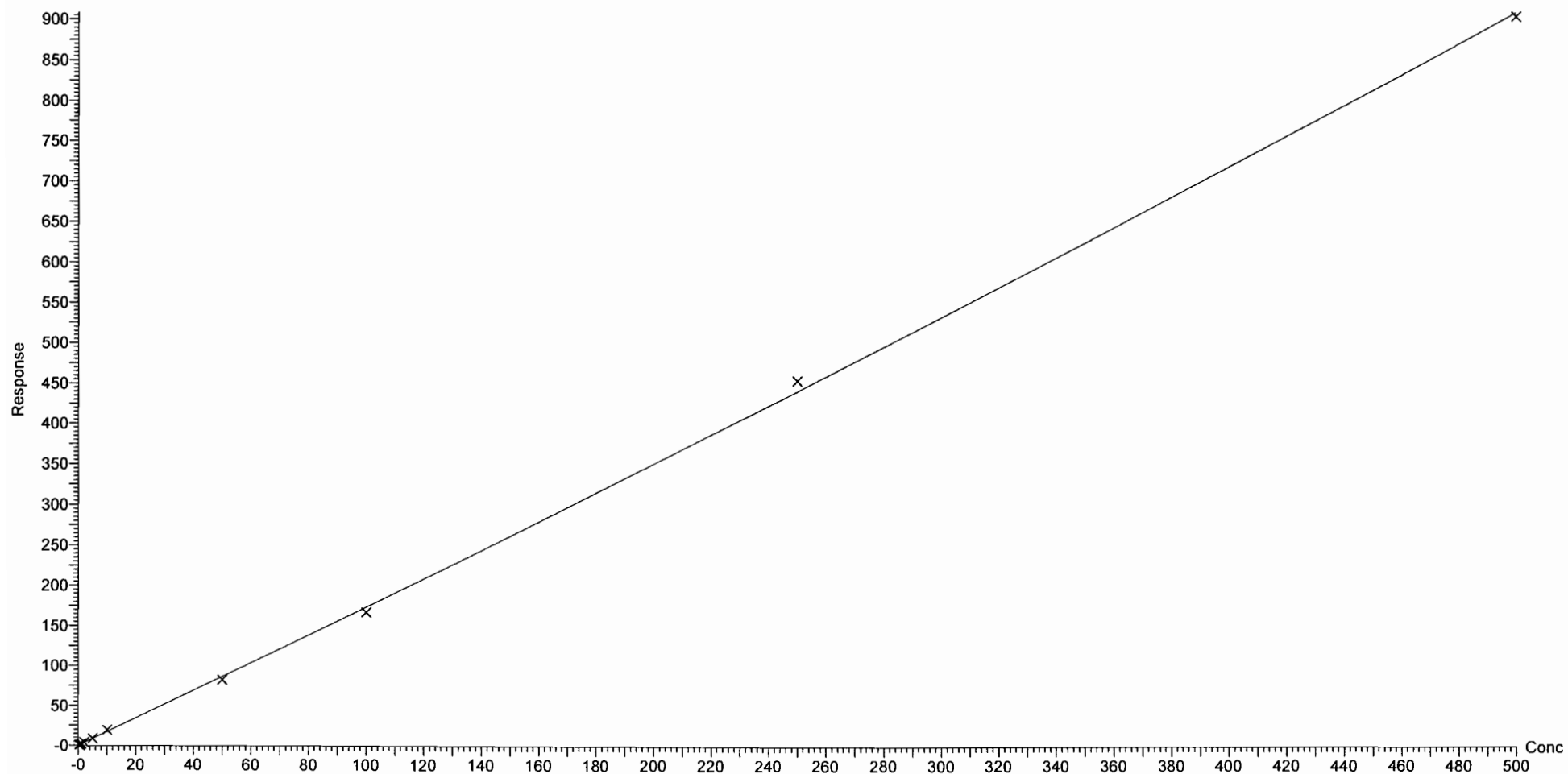
Compound name: PFBS

Coefficient of Determination: $R^2 = 0.999274$

Calibration curve: $0.000206202 * x^2 + 1.71322 * x + 0.111292$

Response type: Internal Std (Ref 36), Area * (IS Conc. / IS Area)

Curve type: 2nd Order, Origin: Exclude, Weighting: 1/x, Axis trans: None



Dataset: F:\Projects\PFAS.PRO\Results\180228M1\180228M1-CRV.qld

Last Altered: Thursday, March 01, 2018 12:54:21 Pacific Standard Time

Printed: Thursday, March 01, 2018 13:01:25 Pacific Standard Time

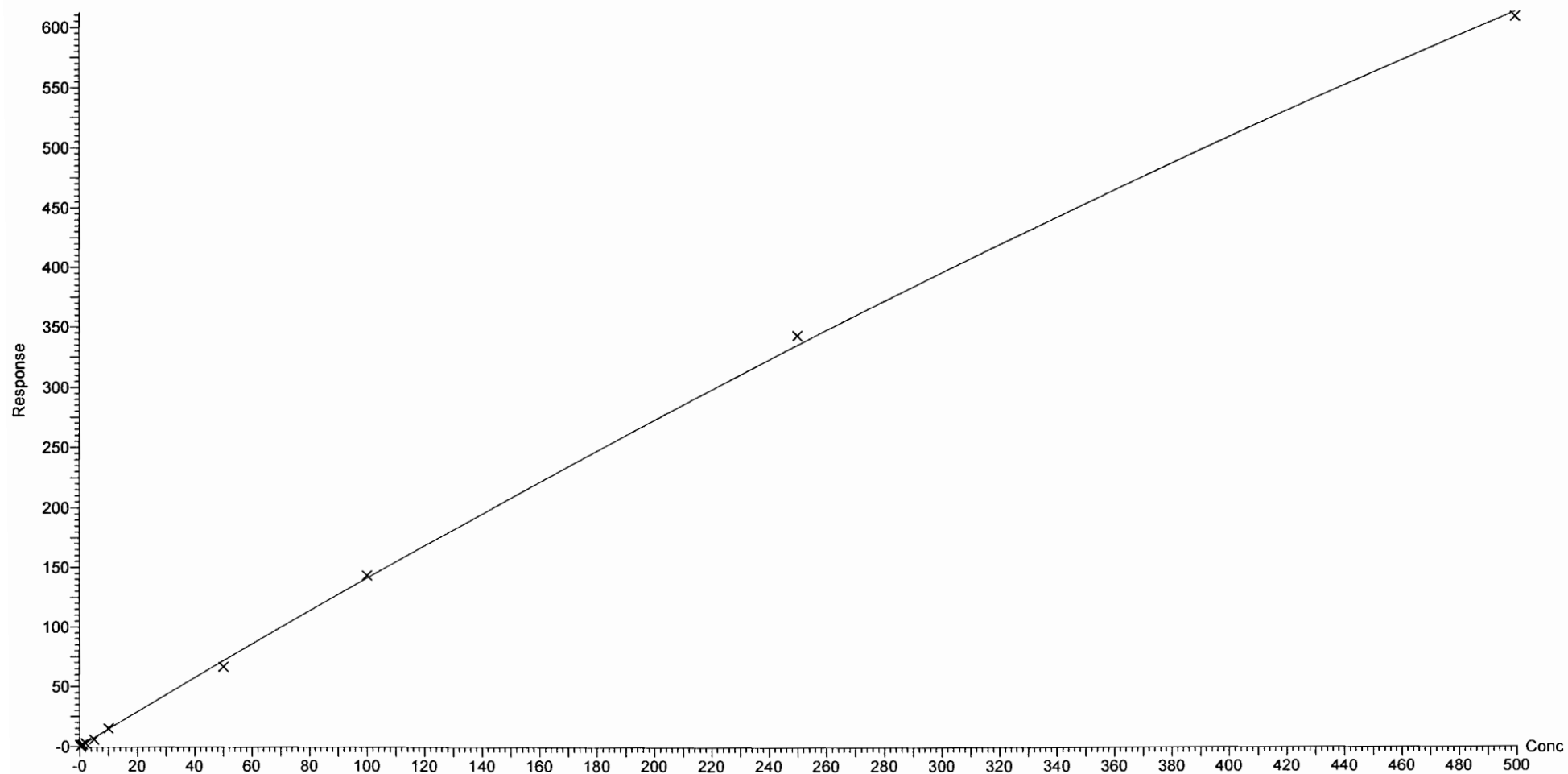
Compound name: 4:2 FTS

Coefficient of Determination: $R^2 = 0.999086$

Calibration curve: $-0.000470192 * x^2 + 1.45893 * x + -0.0353824$

Response type: Internal Std (Ref 36), Area * (IS Conc. / IS Area)

Curve type: 2nd Order, Origin: Exclude, Weighting: 1/x, Axis trans: None



Dataset: F:\Projects\PFAS.PRO\Results\180228M1\180228M1-CRV.qld

Last Altered: Thursday, March 01, 2018 12:54:21 Pacific Standard Time

Printed: Thursday, March 01, 2018 13:01:25 Pacific Standard Time

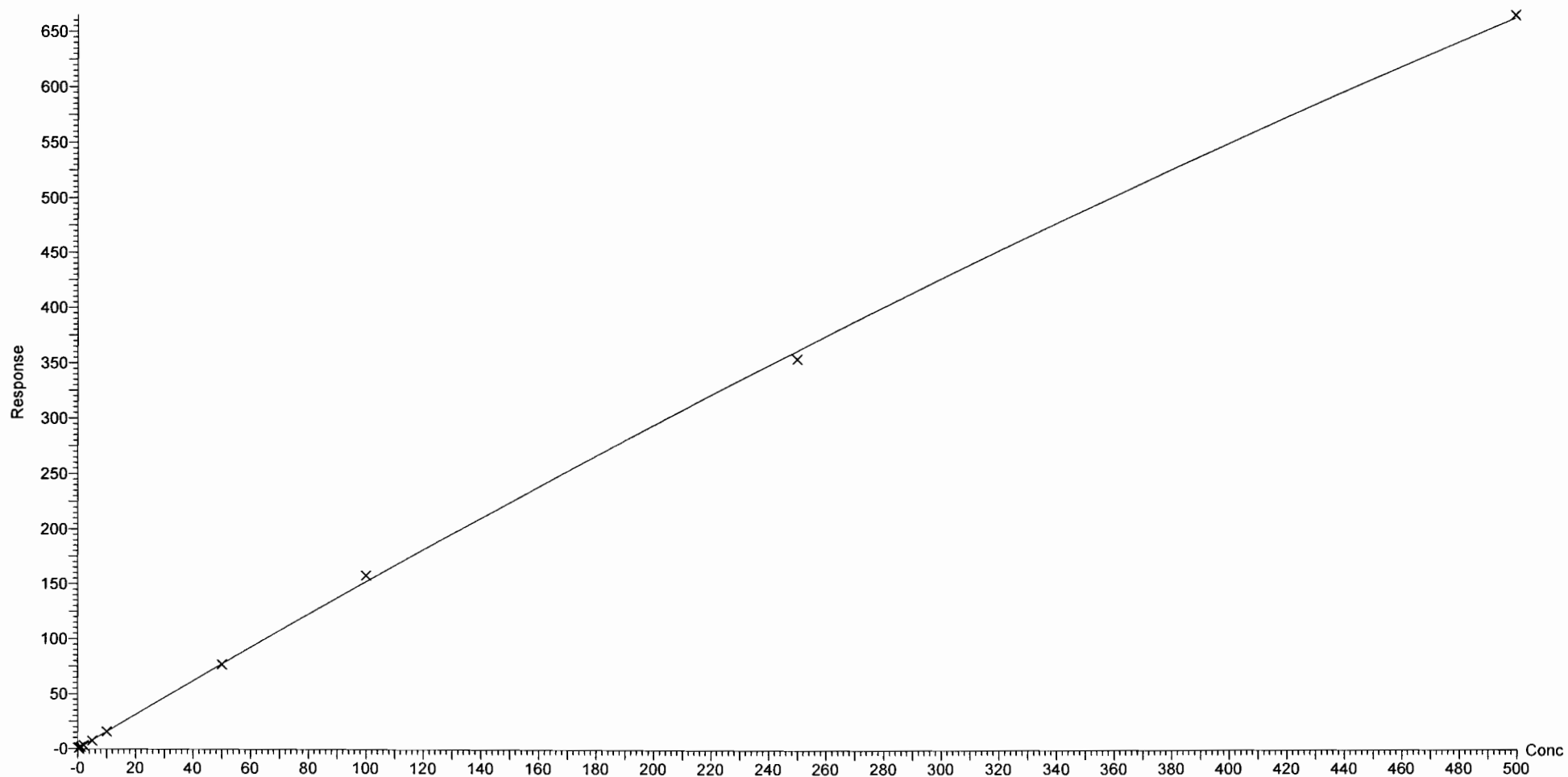
Compound name: PFHxA

Coefficient of Determination: $R^2 = 0.999642$

Calibration curve: $-0.000494924 * x^2 + 1.5717 * x + 0.00313049$

Response type: Internal Std (Ref 37), Area * (IS Conc. / IS Area)

Curve type: 2nd Order, Origin: Include, Weighting: 1/x, Axis trans: None



Dataset: F:\Projects\PFAS.PRO\Results\180228M1\180228M1-CRV.qld

Last Altered: Thursday, March 01, 2018 12:54:21 Pacific Standard Time

Printed: Thursday, March 01, 2018 13:01:25 Pacific Standard Time

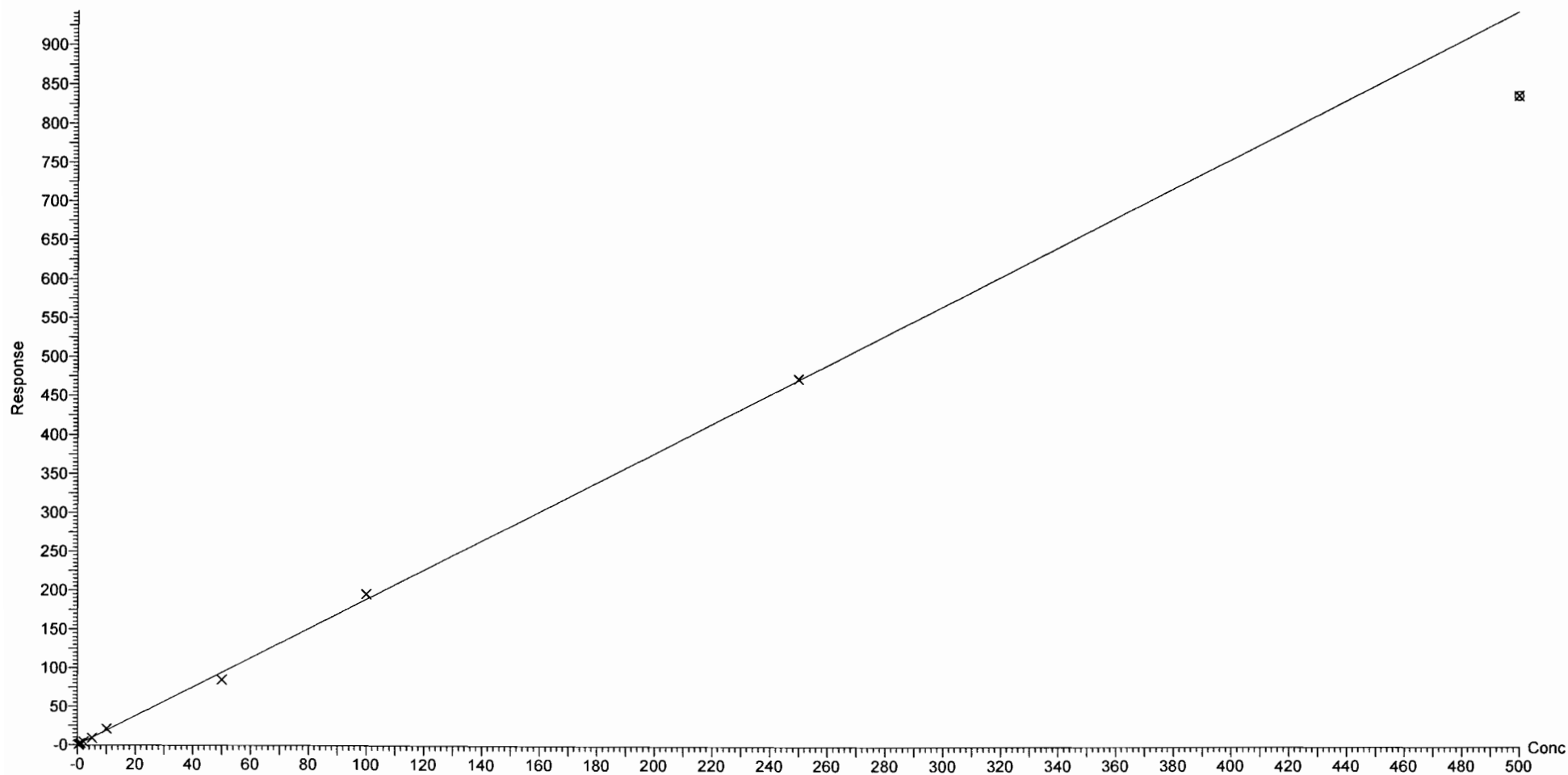
Compound name: PFPeS

Correlation coefficient: $r = 0.999015$, $r^2 = 0.998031$

Calibration curve: $1.88704 * x + 0.0029417$

Response type: Internal Std (Ref 36), Area * (IS Conc. / IS Area)

Curve type: Linear, Origin: Exclude, Weighting: 1/x, Axis trans: None



Dataset: F:\Projects\PFAS.PRO\Results\180228M1\180228M1-CRV.qld

Last Altered: Thursday, March 01, 2018 12:54:21 Pacific Standard Time

Printed: Thursday, March 01, 2018 13:01:25 Pacific Standard Time

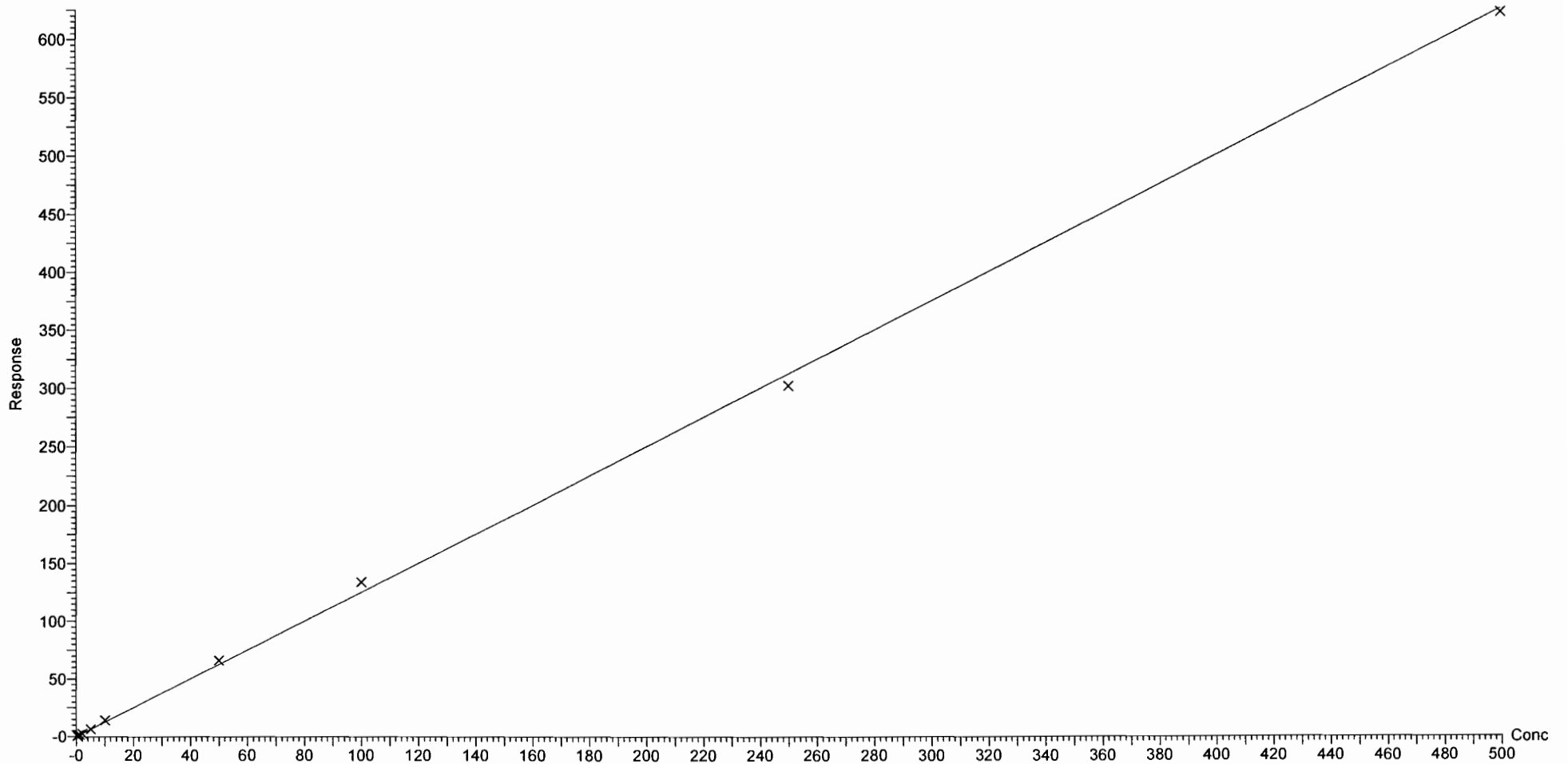
Compound name: PFHpA

Correlation coefficient: $r = 0.999379$, $r^2 = 0.998759$

Calibration curve: $1.25016 * x + 0.120612$

Response type: Internal Std (Ref 38), Area * (IS Conc. / IS Area)

Curve type: Linear, Origin: Exclude, Weighting: 1/x, Axis trans: None

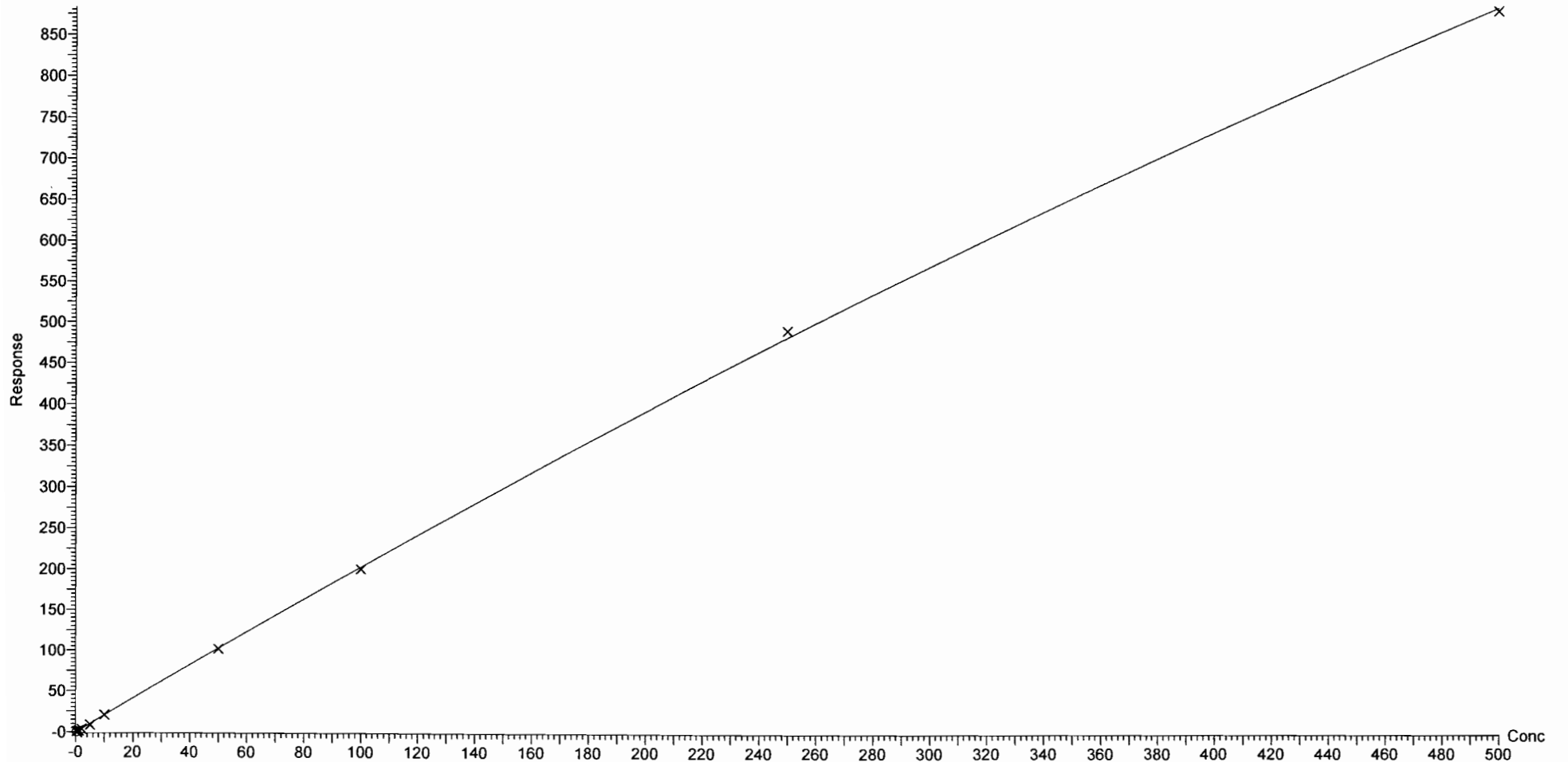


Dataset: F:\Projects\PFAS.PRO\Results\180228M1\180228M1-CRV.qld

Last Altered: Thursday, March 01, 2018 12:54:21 Pacific Standard Time

Printed: Thursday, March 01, 2018 13:01:25 Pacific Standard Time

Compound name: L-PFHxS
Coefficient of Determination: $R^2 = 0.999679$
Calibration curve: $-0.000659439 * x^2 + 2.09699 * x + -0.426089$
Response type: Internal Std (Ref 39), Area * (IS Conc. / IS Area)
Curve type: 2nd Order, Origin: Exclude, Weighting: 1/x, Axis trans: None



Dataset: F:\Projects\PFAS.PRO\Results\180228M1\180228M1-CRV.qld

Last Altered: Thursday, March 01, 2018 12:54:21 Pacific Standard Time

Printed: Thursday, March 01, 2018 13:01:25 Pacific Standard Time

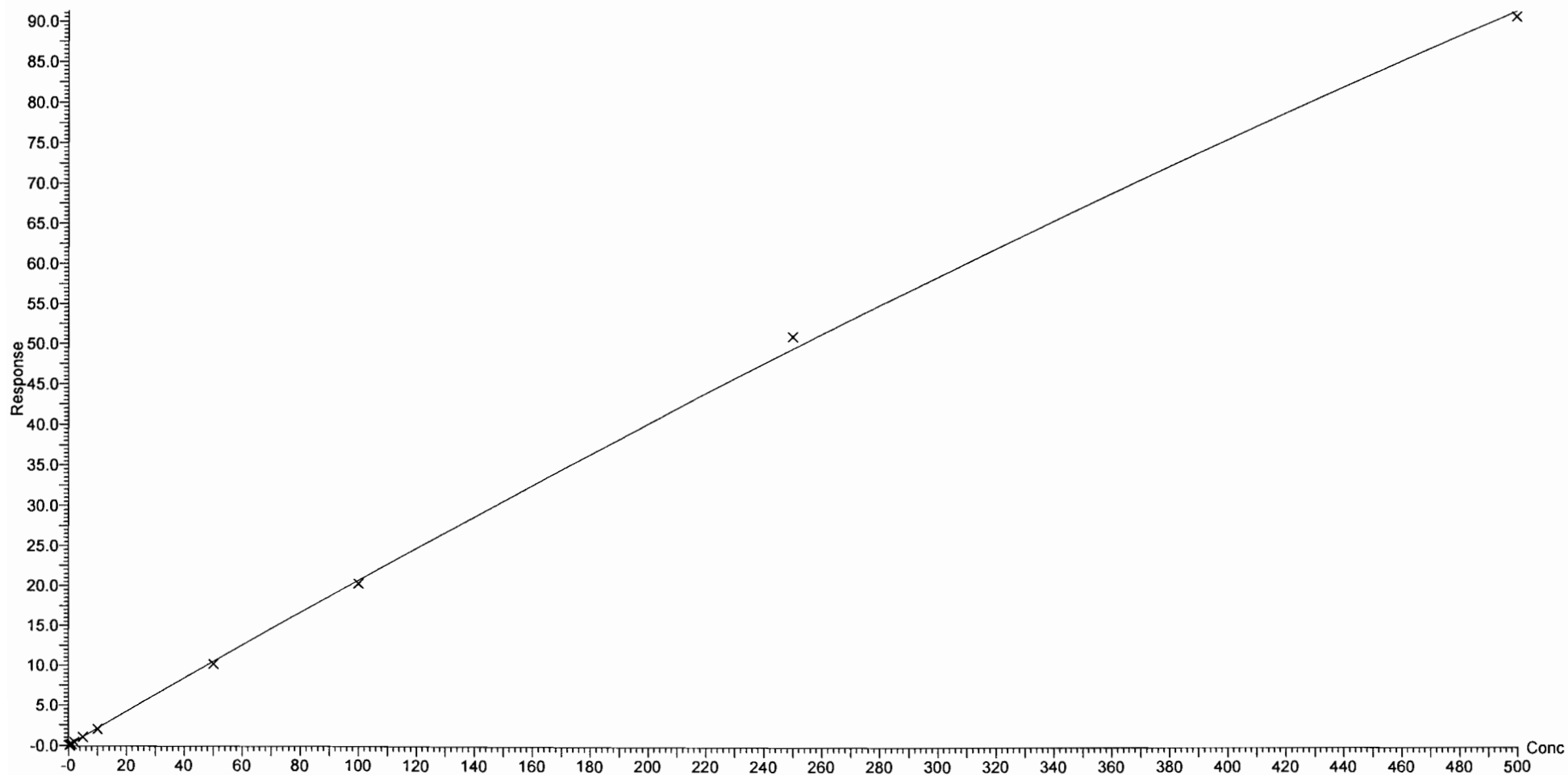
Compound name: 6:2 FTS

Coefficient of Determination: $R^2 = 0.999493$

Calibration curve: $-6.1827e-005 * x^2 + 0.213492 * x + -0.00864232$

Response type: Internal Std (Ref 40), Area * (IS Conc. / IS Area)

Curve type: 2nd Order, Origin: Include, Weighting: 1/x, Axis trans: None



Dataset: F:\Projects\PFAS.PRO\Results\180228M1\180228M1-CRV.qld

Last Altered: Thursday, March 01, 2018 12:54:21 Pacific Standard Time

Printed: Thursday, March 01, 2018 13:01:25 Pacific Standard Time

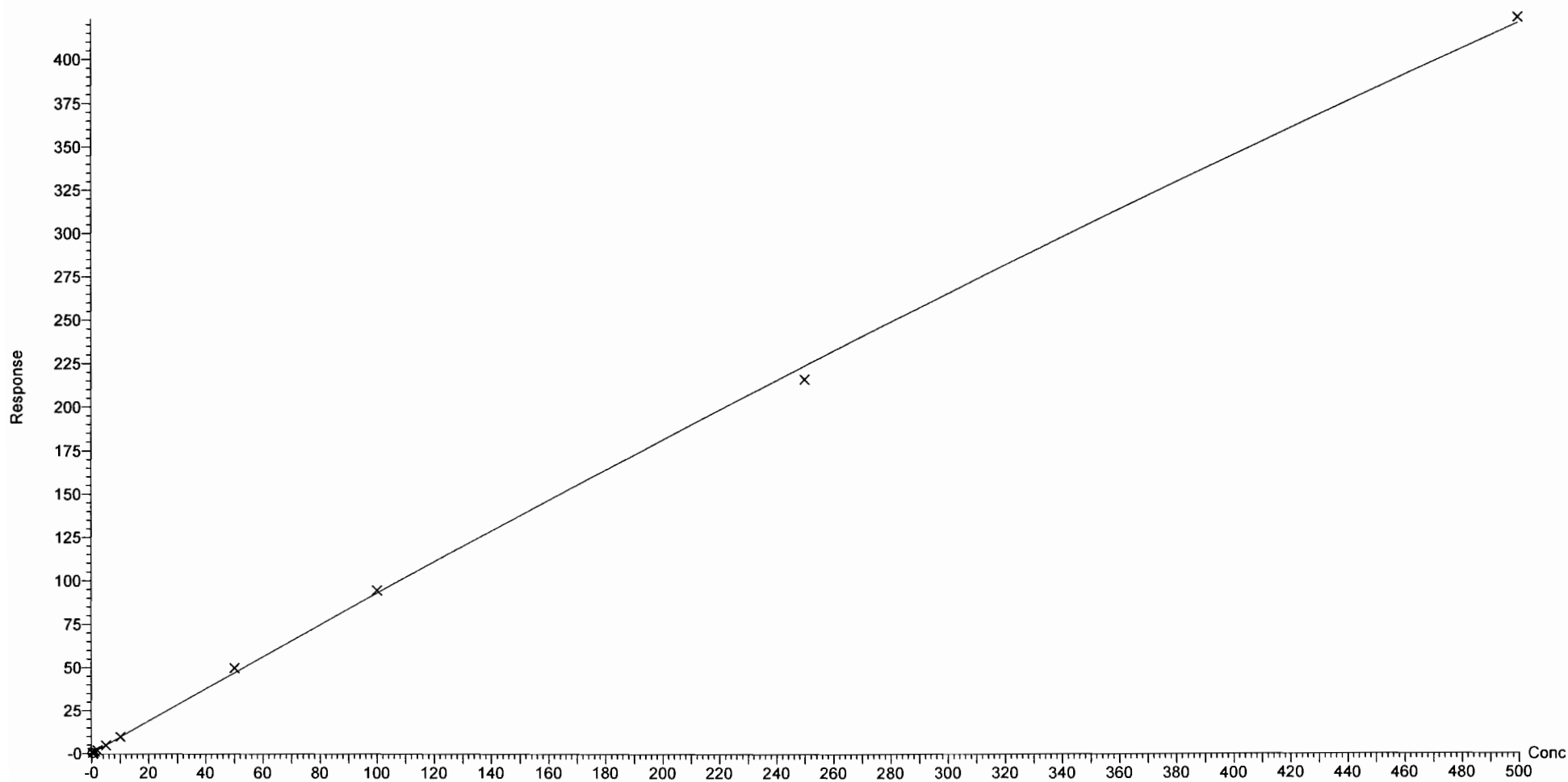
Compound name: L-PFOA

Coefficient of Determination: $R^2 = 0.999349$

Calibration curve: $-0.000221149 * x^2 + 0.949975 * x + 0.169885$

Response type: Internal Std (Ref 40), Area * (IS Conc. / IS Area)

Curve type: 2nd Order, Origin: Exclude, Weighting: 1/x, Axis trans: None



Dataset: F:\Projects\PFAS.PRO\Results\180228M1\180228M1-CRV.qld

Last Altered: Thursday, March 01, 2018 12:54:21 Pacific Standard Time

Printed: Thursday, March 01, 2018 13:01:25 Pacific Standard Time

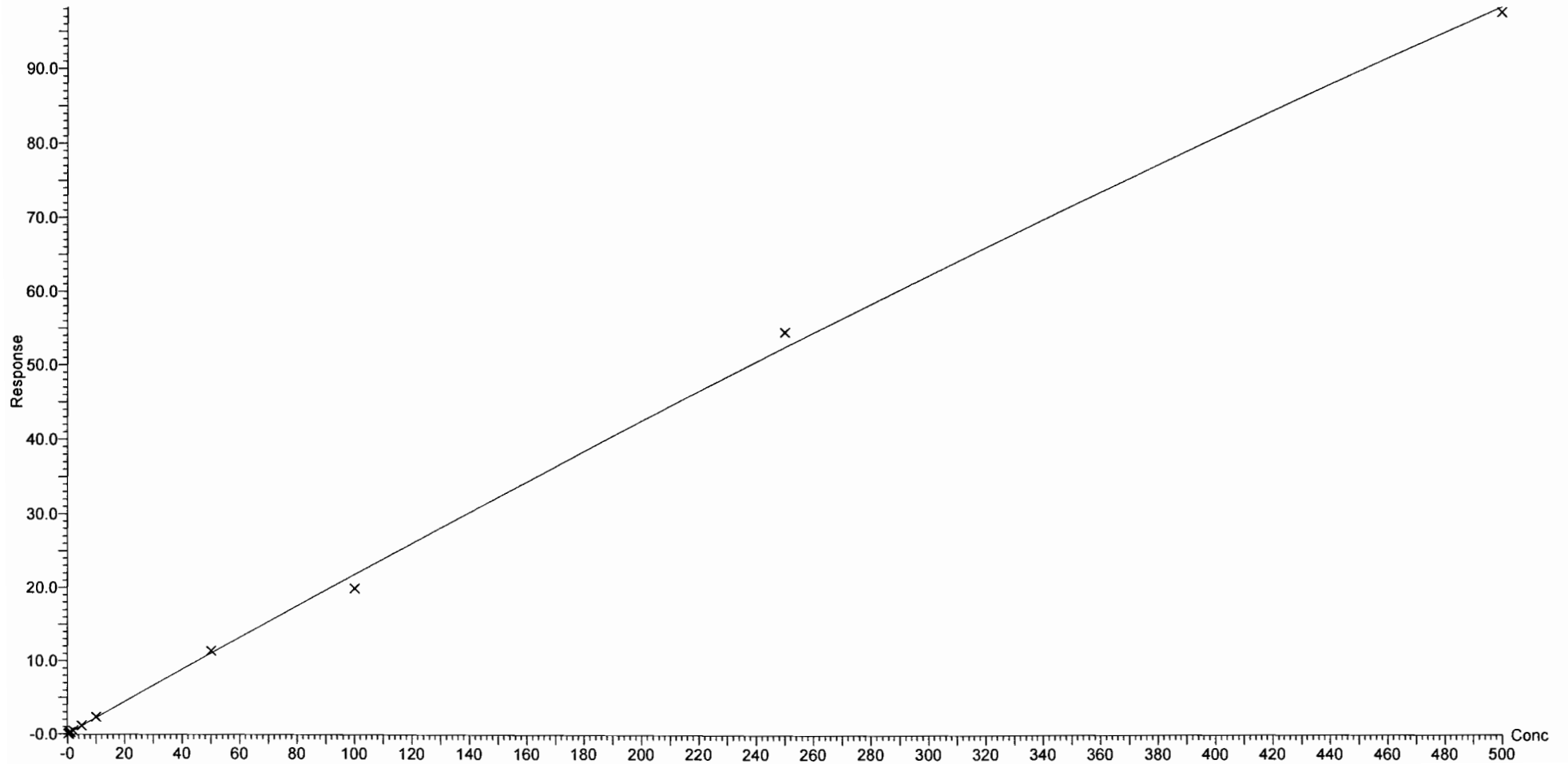
Compound name: PFHpS

Coefficient of Determination: $R^2 = 0.998387$

Calibration curve: $-5.43855e-005 * x^2 + 0.223749 * x + -0.00184111$

Response type: Internal Std (Ref 40), Area * (IS Conc. / IS Area)

Curve type: 2nd Order, Origin: Exclude, Weighting: 1/x, Axis trans: None



Dataset: F:\Projects\PFAS.PRO\Results\180228M1\180228M1-CRV.qld

Last Altered: Thursday, March 01, 2018 12:54:21 Pacific Standard Time

Printed: Thursday, March 01, 2018 13:01:25 Pacific Standard Time

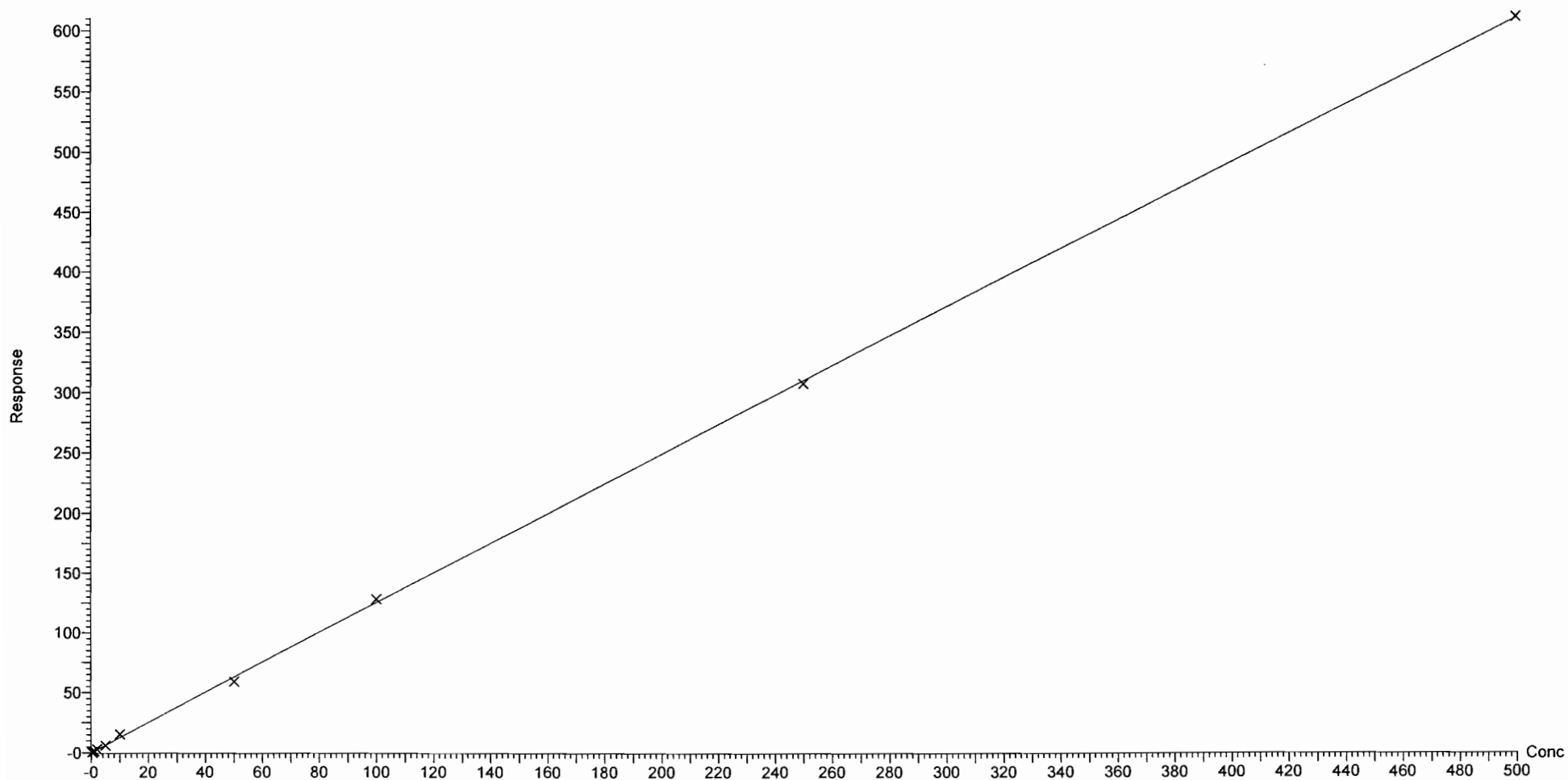
Compound name: PFNA

Coefficient of Determination: $R^2 = 0.999030$

Calibration curve: $-8.81865e-005 * x^2 + 1.2629 * x + 0.0829459$

Response type: Internal Std (Ref 41), Area * (IS Conc. / IS Area)

Curve type: 2nd Order, Origin: Exclude, Weighting: 1/x, Axis trans: None



Dataset: F:\Projects\PFAS.PRO\Results\180228M1\180228M1-CRV.qld

Last Altered: Thursday, March 01, 2018 12:54:21 Pacific Standard Time

Printed: Thursday, March 01, 2018 13:01:25 Pacific Standard Time

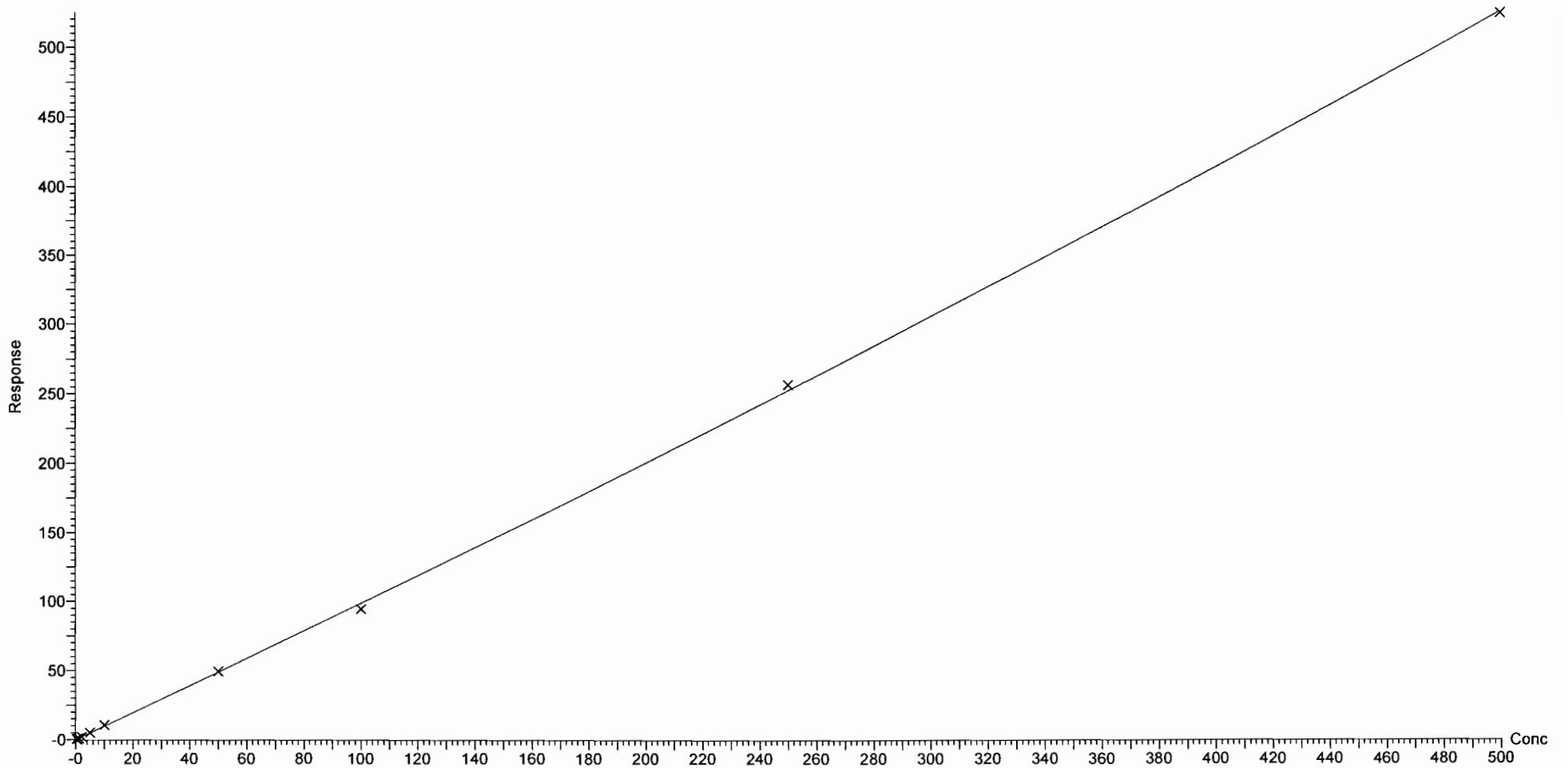
Compound name: PFOSA

Coefficient of Determination: $R^2 = 0.999639$

Calibration curve: $0.000156031 * x^2 + 0.971532 * x + 0.0090602$

Response type: Internal Std (Ref 42), Area * (IS Conc. / IS Area)

Curve type: 2nd Order, Origin: Exclude, Weighting: 1/x, Axis trans: None



Dataset: F:\Projects\PFAS.PRO\Results\180228M1\180228M1-CRV.qld

Last Altered: Thursday, March 01, 2018 12:54:21 Pacific Standard Time

Printed: Thursday, March 01, 2018 13:01:25 Pacific Standard Time

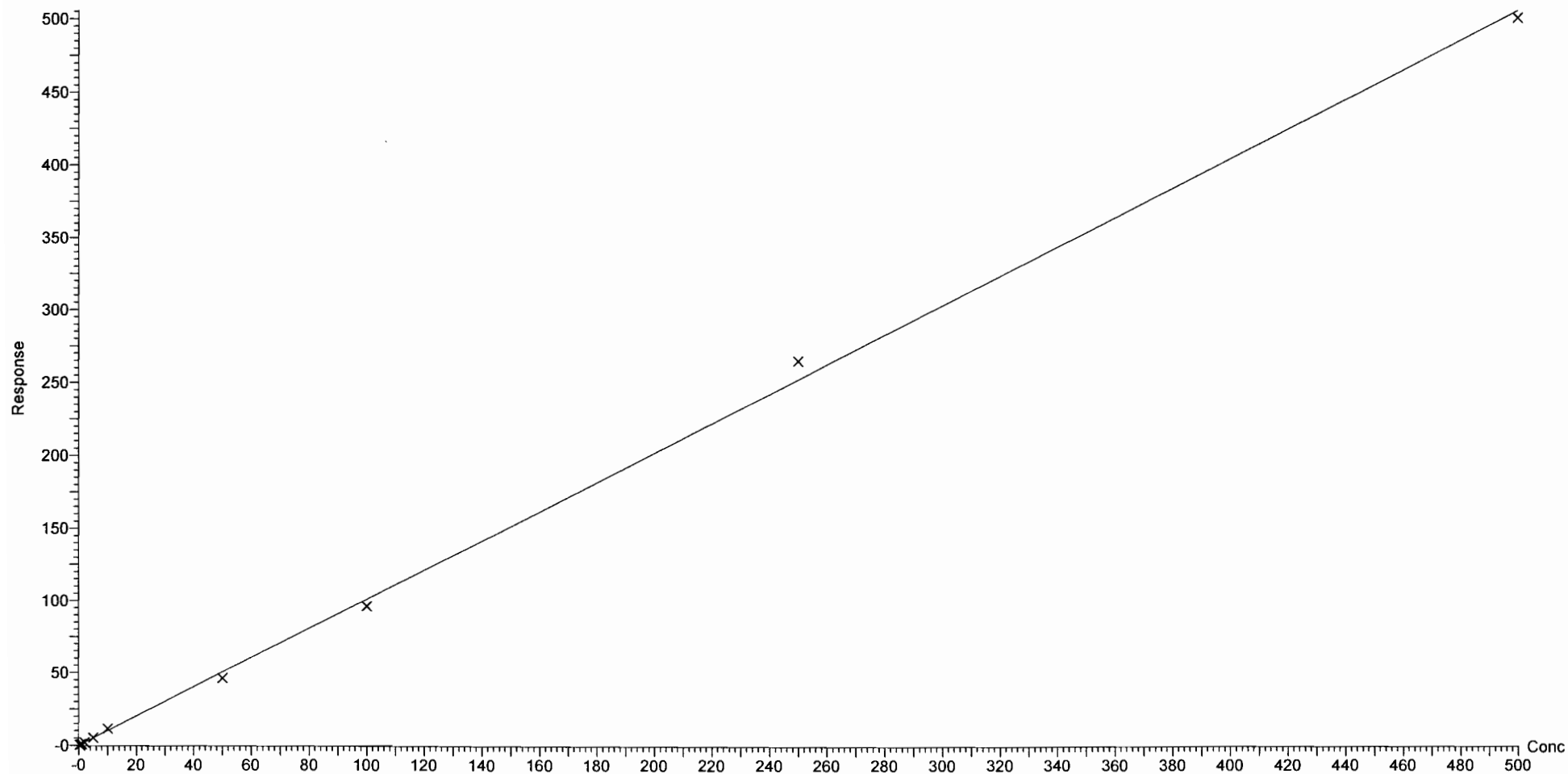
Compound name: L-PFOS

Coefficient of Determination: $R^2 = 0.998384$

Calibration curve: $1.67333e-006 * x^2 + 1.01023 * x + 0.0332659$

Response type: Internal Std (Ref 43), Area * (IS Conc. / IS Area)

Curve type: 2nd Order, Origin: Exclude, Weighting: 1/x, Axis trans: None



Dataset: F:\Projects\PFAS.PRO\Results\180228M1\180228M1-CRV.qld

Last Altered: Thursday, March 01, 2018 12:54:21 Pacific Standard Time

Printed: Thursday, March 01, 2018 13:01:25 Pacific Standard Time

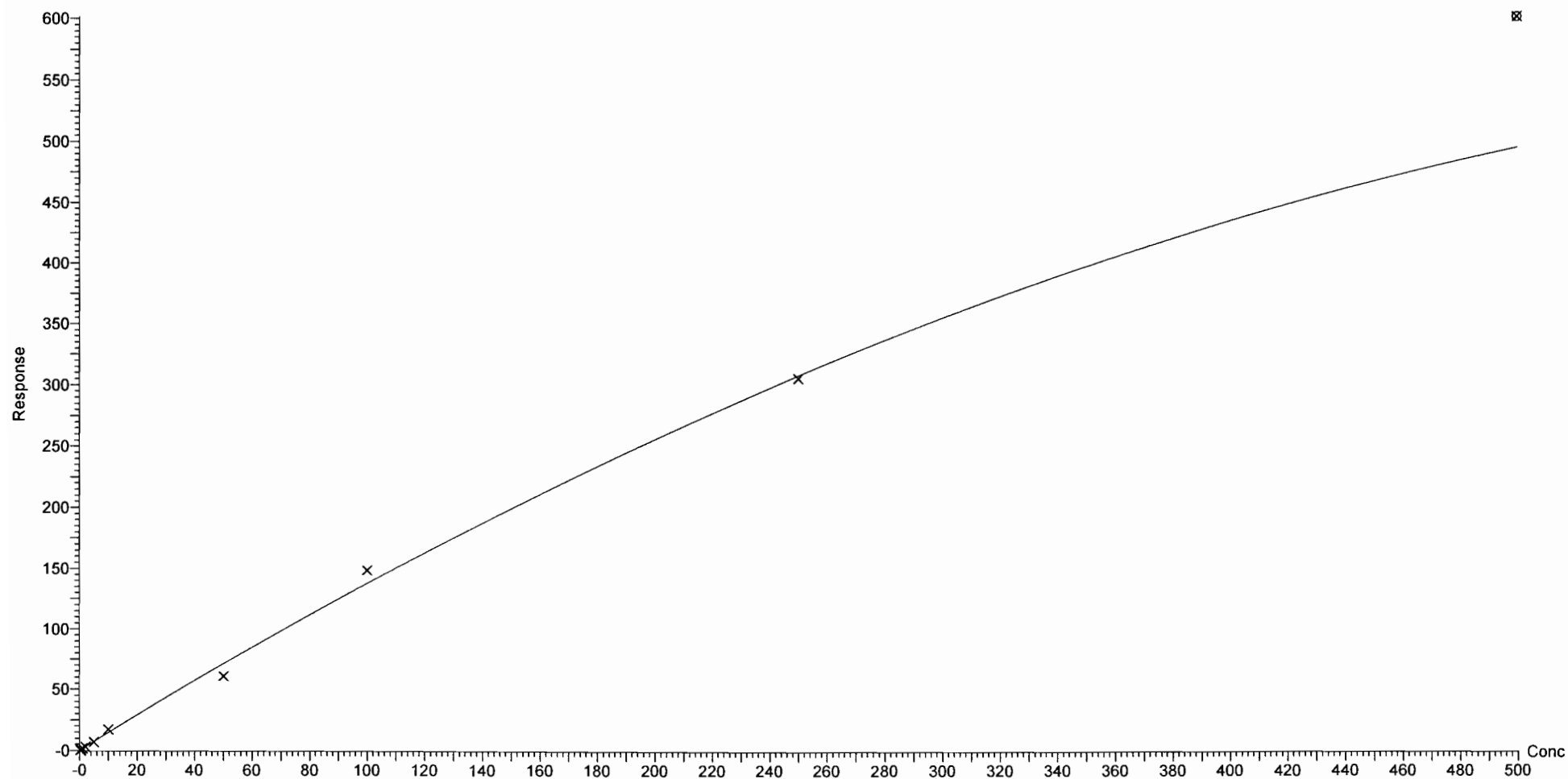
Compound name: PFDA

Coefficient of Determination: $R^2 = 0.994255$

Calibration curve: $-0.000968171 * x^2 + 1.47454 * x + 0.0163597$

Response type: Internal Std (Ref 44), Area * (IS Conc. / IS Area)

Curve type: 2nd Order, Origin: Exclude, Weighting: 1/x, Axis trans: None



Dataset: F:\Projects\PFAS.PRO\Results\180228M1\180228M1-CRV.qld

Last Altered: Thursday, March 01, 2018 12:54:21 Pacific Standard Time

Printed: Thursday, March 01, 2018 13:01:25 Pacific Standard Time

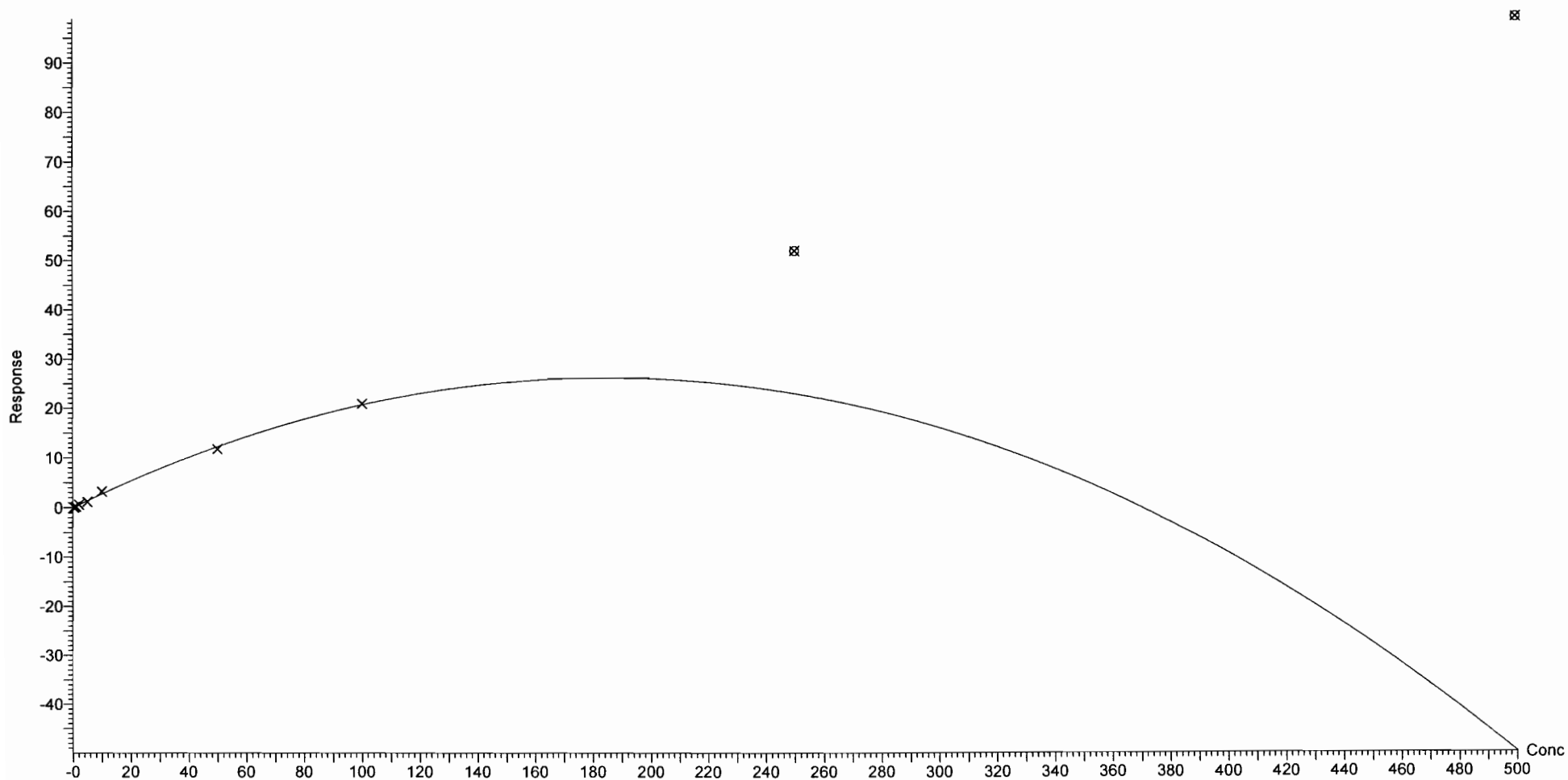
Compound name: 8:2 FTS

Coefficient of Determination: $R^2 = 0.994282$

Calibration curve: $-0.000766546 * x^2 + 0.283394 * x + -0.0147164$

Response type: Internal Std (Ref 40), Area * (IS Conc. / IS Area)

Curve type: 2nd Order, Origin: Include, Weighting: 1/x, Axis trans: None



Dataset: F:\Projects\PFAS.PRO\Results\180228M1\180228M1-CRV.qld

Last Altered: Thursday, March 01, 2018 12:54:21 Pacific Standard Time

Printed: Thursday, March 01, 2018 13:01:25 Pacific Standard Time

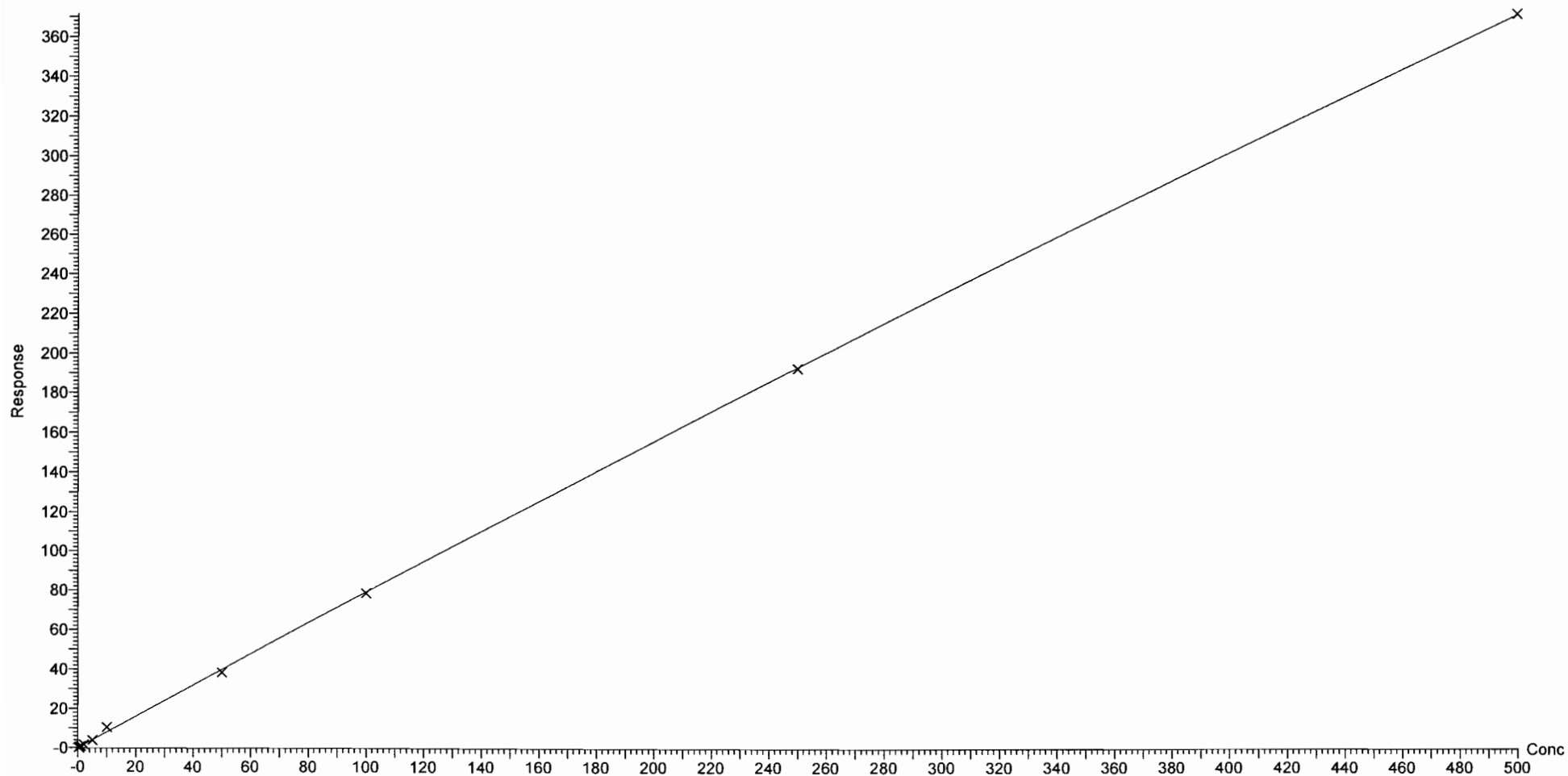
Compound name: PFNS

Coefficient of Determination: $R^2 = 0.998832$

Calibration curve: $-0.000125046 * x^2 + 0.804667 * x + 2.62258e-005$

Response type: Internal Std (Ref 43), Area * (IS Conc. / IS Area)

Curve type: 2nd Order, Origin: Exclude, Weighting: 1/x, Axis trans: None



Dataset: F:\Projects\PFAS.PRO\Results\180228M1\180228M1-CRV.qld

Last Altered: Thursday, March 01, 2018 12:54:21 Pacific Standard Time

Printed: Thursday, March 01, 2018 13:01:25 Pacific Standard Time

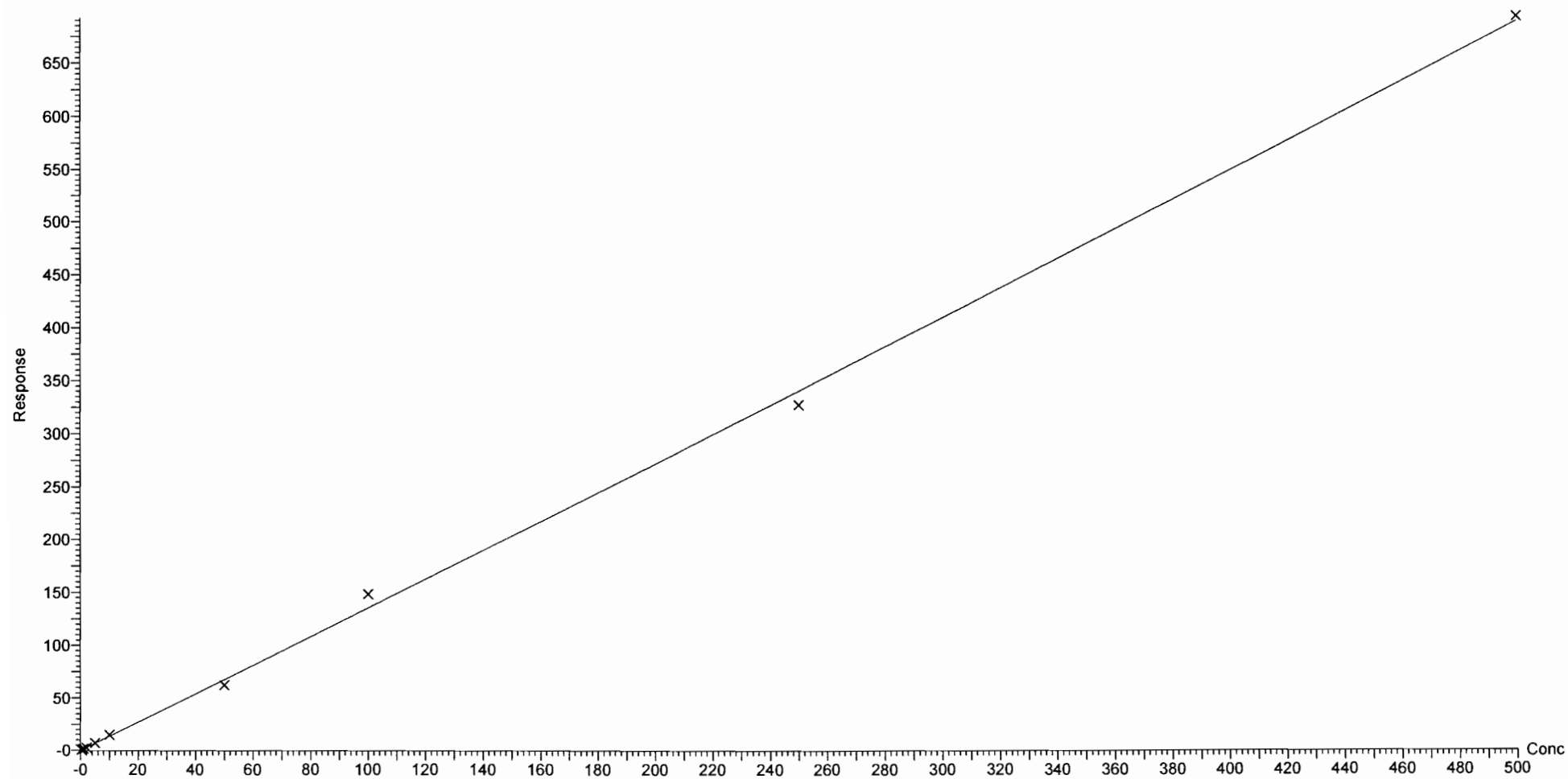
Compound name: N-MeFOSAA

Coefficient of Determination: $R^2 = 0.998127$

Calibration curve: $5.69203e-005 * x^2 + 1.34761 * x + -0.0729694$

Response type: Internal Std (Ref 45), Area * (IS Conc. / IS Area)

Curve type: 2nd Order, Origin: Include, Weighting: 1/x, Axis trans: None



Dataset: F:\Projects\PFAS.PRO\Results\180228M1\180228M1-CRV.qld

Last Altered: Thursday, March 01, 2018 12:54:21 Pacific Standard Time

Printed: Thursday, March 01, 2018 13:01:25 Pacific Standard Time

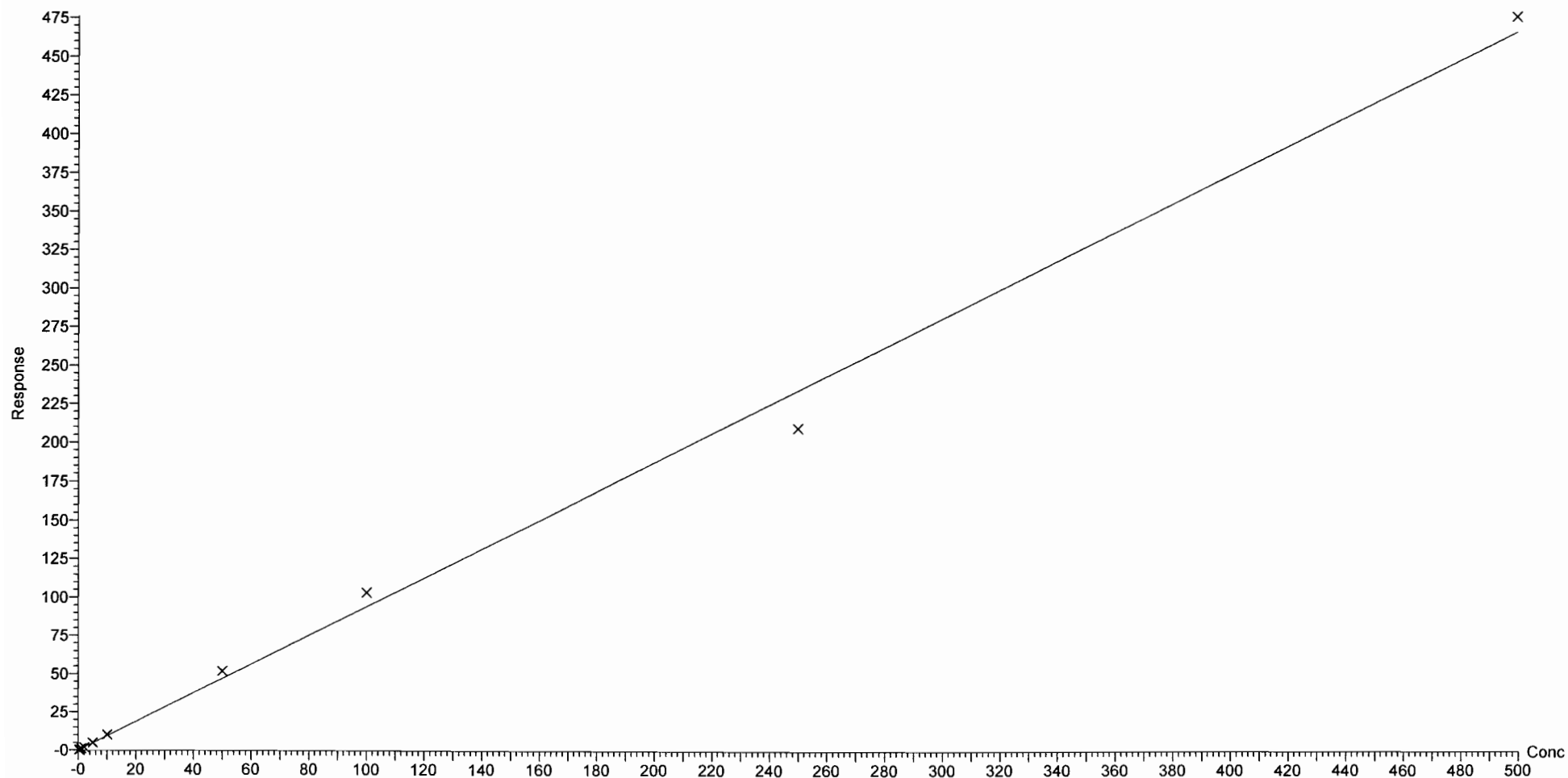
Compound name: N-EtFOSAA

Coefficient of Determination: $R^2 = 0.995033$

Calibration curve: $-1.91553e-005 * x^2 + 0.941653 * x + -0.0144873$

Response type: Internal Std (Ref 46), Area * (IS Conc. / IS Area)

Curve type: 2nd Order, Origin: Include, Weighting: 1/x, Axis trans: None



Dataset: F:\Projects\PFAS.PRO\Results\180228M1\180228M1-CRV.qld

Last Altered: Thursday, March 01, 2018 12:54:21 Pacific Standard Time

Printed: Thursday, March 01, 2018 13:01:25 Pacific Standard Time

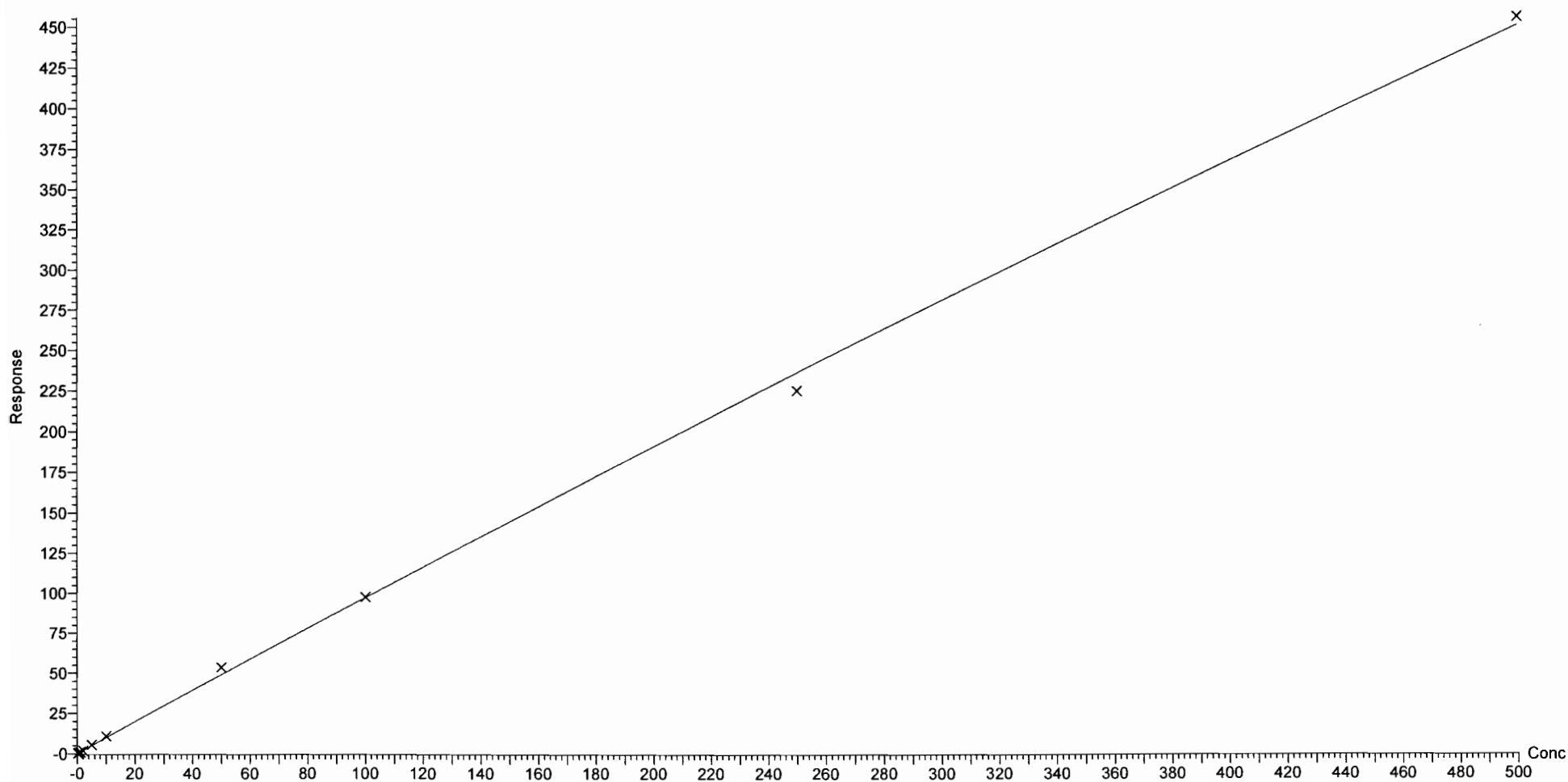
Compound name: PFUdA

Coefficient of Determination: $R^2 = 0.998571$

Calibration curve: $-0.000180071 * x^2 + 0.990692 * x + 0.104625$

Response type: Internal Std (Ref 47), Area * (IS Conc. / IS Area)

Curve type: 2nd Order, Origin: Exclude, Weighting: 1/x, Axis trans: None



Dataset: F:\Projects\PFAS.PRO\Results\180228M1\180228M1-CRV.qld

Last Altered: Thursday, March 01, 2018 12:54:21 Pacific Standard Time

Printed: Thursday, March 01, 2018 13:01:25 Pacific Standard Time

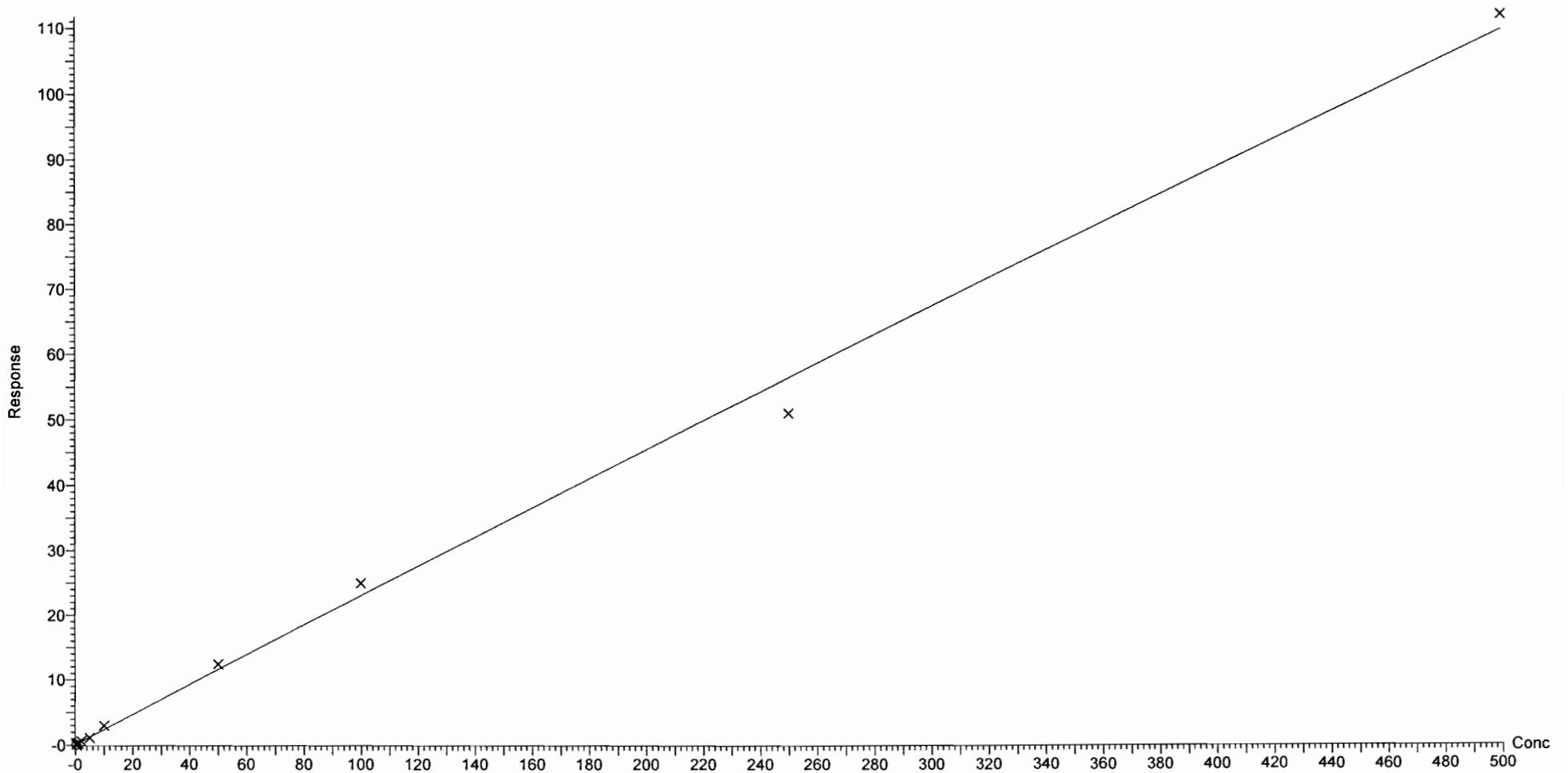
Compound name: PFDS

Coefficient of Determination: $R^2 = 0.994903$

Calibration curve: $-2.67114e-005 * x^2 + 0.232211 * x + 0.0711457$

Response type: Internal Std (Ref 47), Area * (IS Conc. / IS Area)

Curve type: 2nd Order, Origin: Exclude, Weighting: 1/x, Axis trans: None



Dataset: F:\Projects\PFAS.PRO\Results\180228M1\180228M1-CRV.qld

Last Altered: Thursday, March 01, 2018 12:54:21 Pacific Standard Time

Printed: Thursday, March 01, 2018 13:01:25 Pacific Standard Time

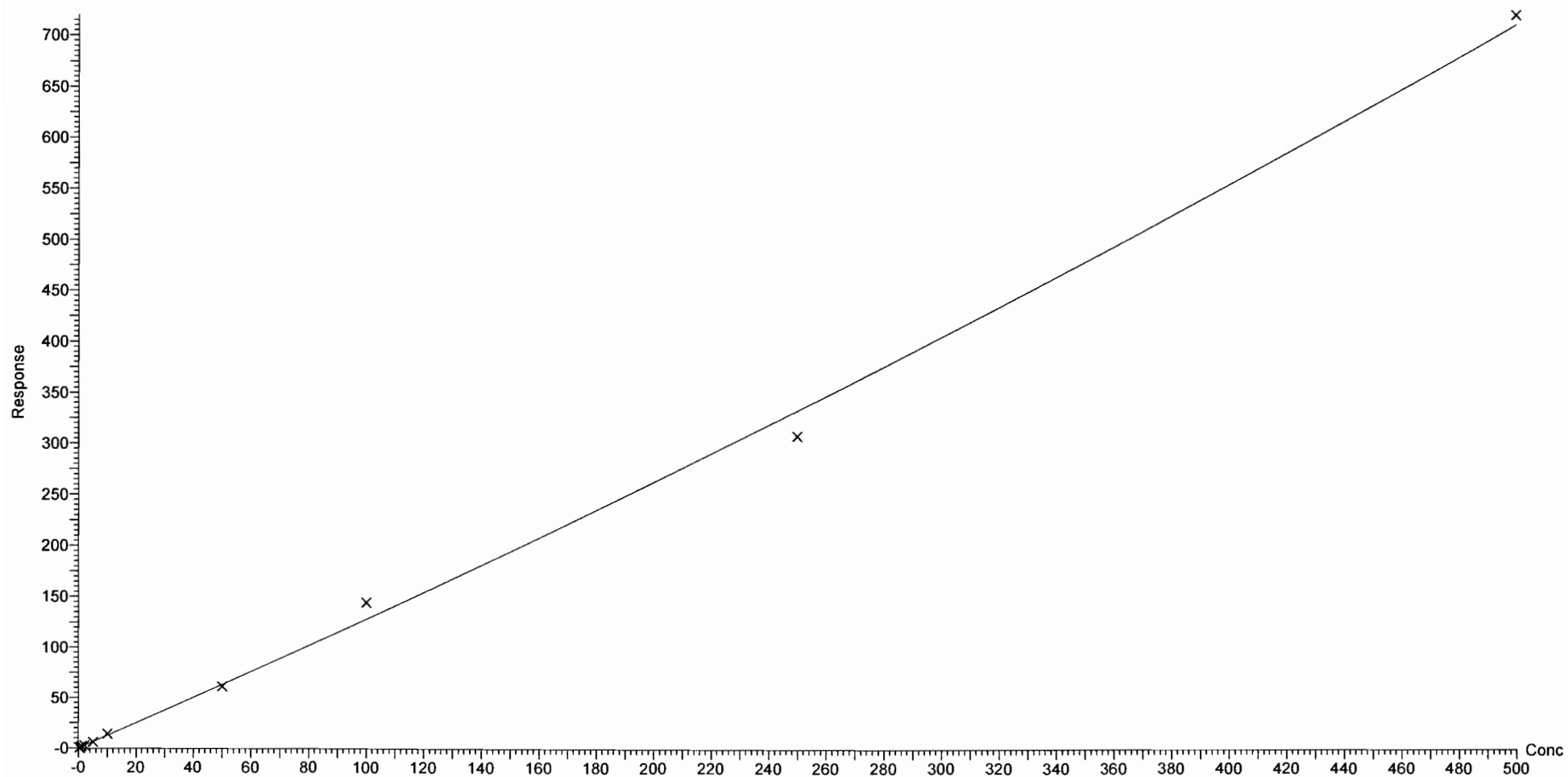
Compound name: PFDoA

Coefficient of Determination: $R^2 = 0.996546$

Calibration curve: $0.000353853 * x^2 + 1.24337 * x + 0.0715804$

Response type: Internal Std (Ref 48), Area * (IS Conc. / IS Area)

Curve type: 2nd Order, Origin: Exclude, Weighting: 1/x, Axis trans: None



Dataset: F:\Projects\PFAS.PRO\Results\180228M1\180228M1-CRV.qld

Last Altered: Thursday, March 01, 2018 12:54:21 Pacific Standard Time

Printed: Thursday, March 01, 2018 13:01:25 Pacific Standard Time

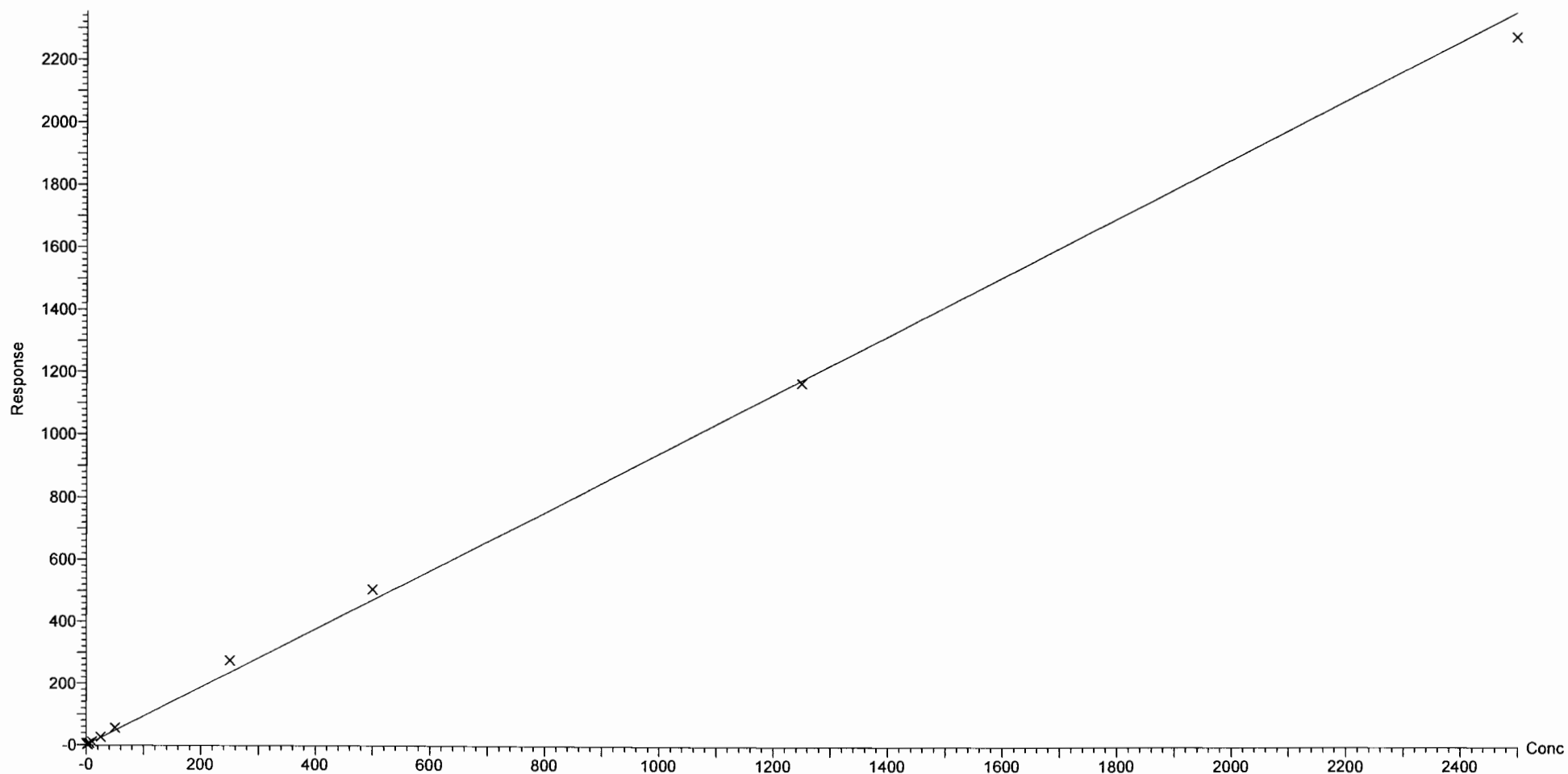
Compound name: N-MeFOSA

Correlation coefficient: $r = 0.998328$, $r^2 = 0.996659$

Calibration curve: $0.940855 * x + 0.495265$

Response type: Internal Std (Ref 49), Area * (IS Conc. / IS Area)

Curve type: Linear, Origin: Include, Weighting: 1/x, Axis trans: None

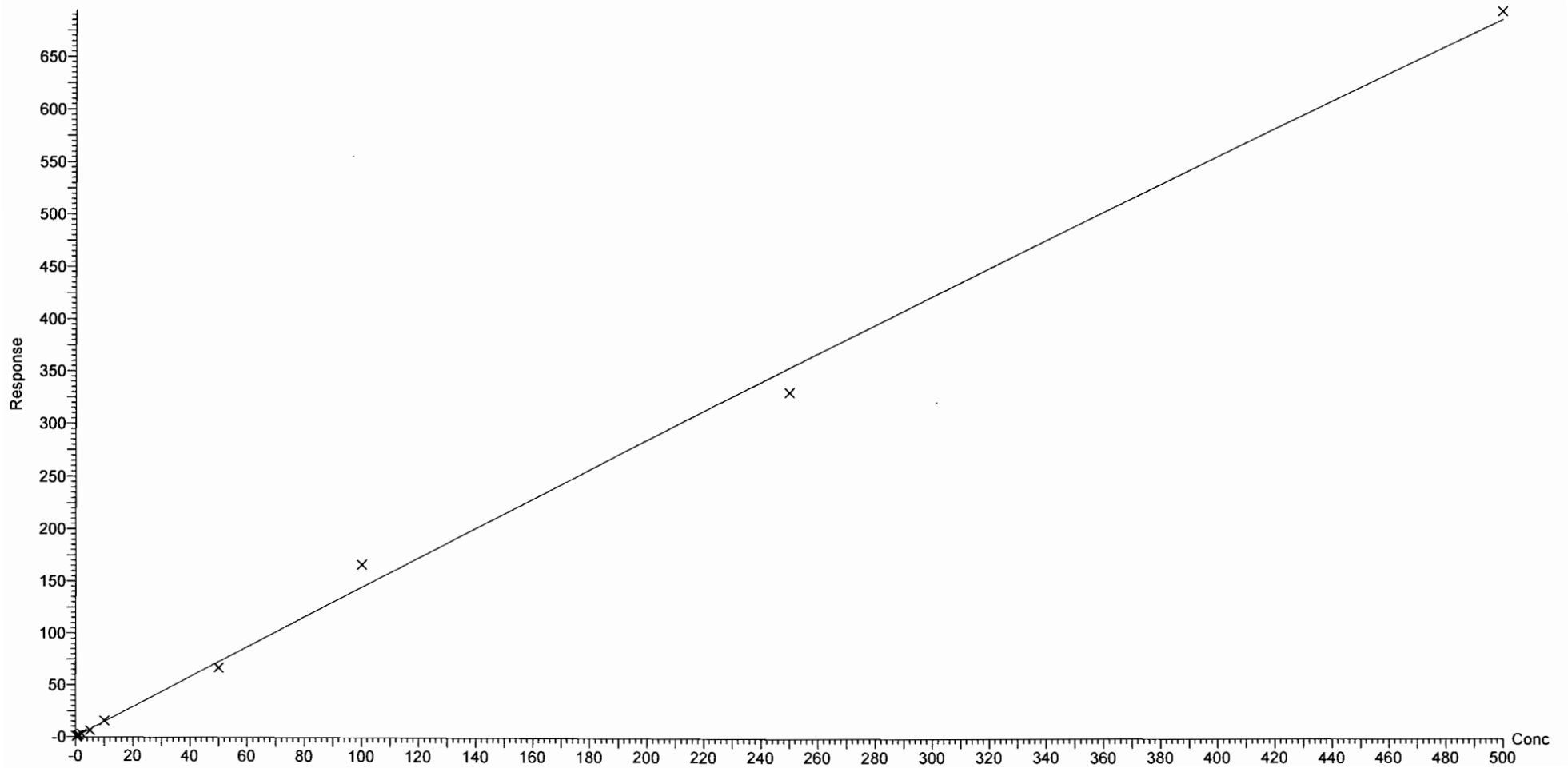


Dataset: F:\Projects\PFAS.PRO\Results\180228M1\180228M1-CRV.qld

Last Altered: Thursday, March 01, 2018 12:54:21 Pacific Standard Time

Printed: Thursday, March 01, 2018 13:01:25 Pacific Standard Time

Compound name: PFTTrDA
Coefficient of Determination: $R^2 = 0.995409$
Calibration curve: $-0.000182428 * x^2 + 1.46369 * x + -0.00500415$
Response type: Internal Std (Ref 48), Area * (IS Conc. / IS Area)
Curve type: 2nd Order, Origin: Exclude, Weighting: 1/x, Axis trans: None



Dataset: F:\Projects\PFAS.PRO\Results\180228M1\180228M1-CRV.qld

Last Altered: Thursday, March 01, 2018 12:54:21 Pacific Standard Time

Printed: Thursday, March 01, 2018 13:01:25 Pacific Standard Time

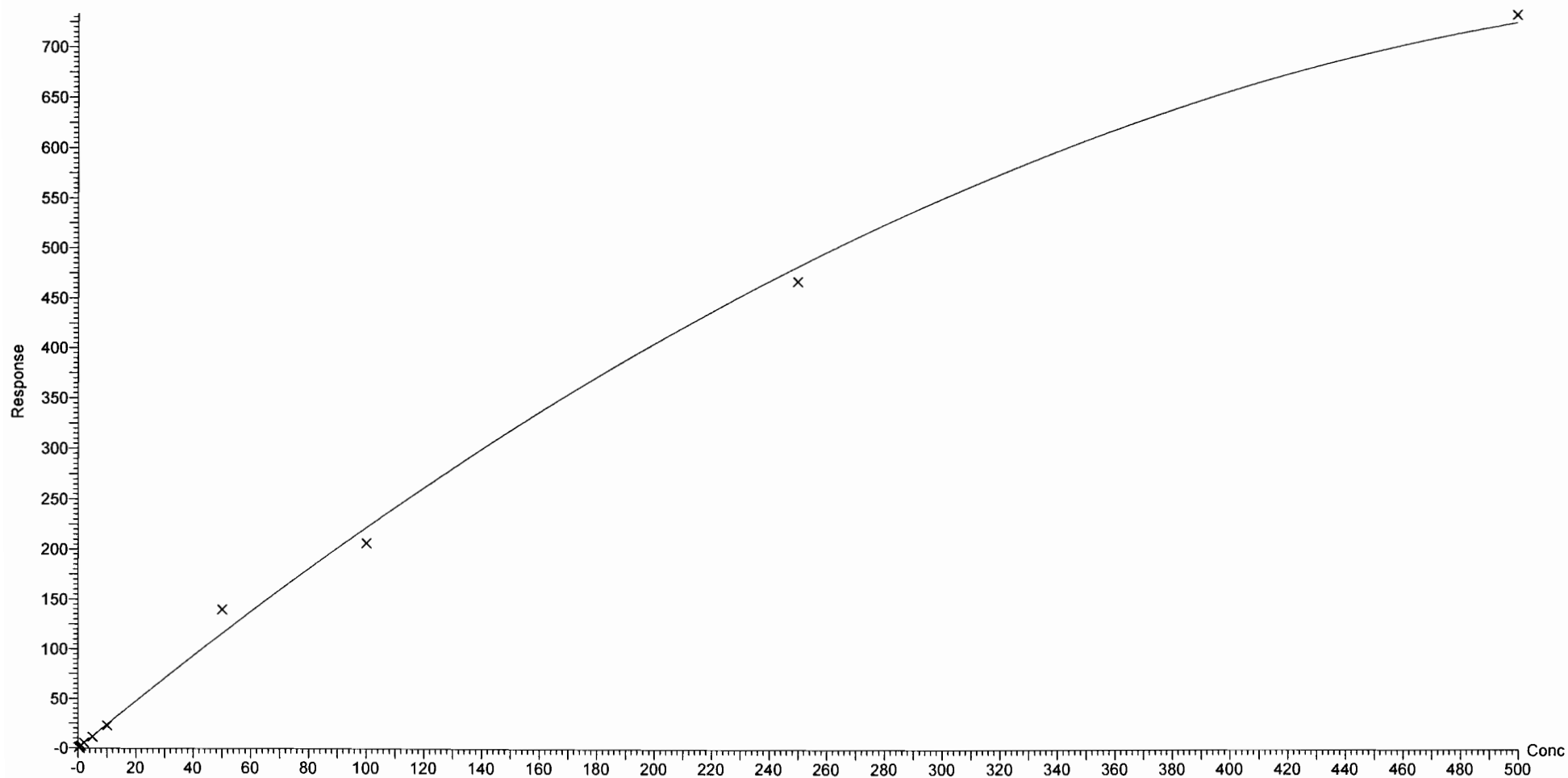
Compound name: PFTeDA

Coefficient of Determination: $R^2 = 0.994512$

Calibration curve: $-0.00192235 * x^2 + 2.41092 * x + 0.0485061$

Response type: Internal Std (Ref 50), Area * (IS Conc. / IS Area)

Curve type: 2nd Order, Origin: Exclude, Weighting: 1/x, Axis trans: None



Dataset: F:\Projects\PFAS.PRO\Results\180228M1\180228M1-CRV.qld

Last Altered: Thursday, March 01, 2018 12:54:21 Pacific Standard Time

Printed: Thursday, March 01, 2018 13:01:25 Pacific Standard Time

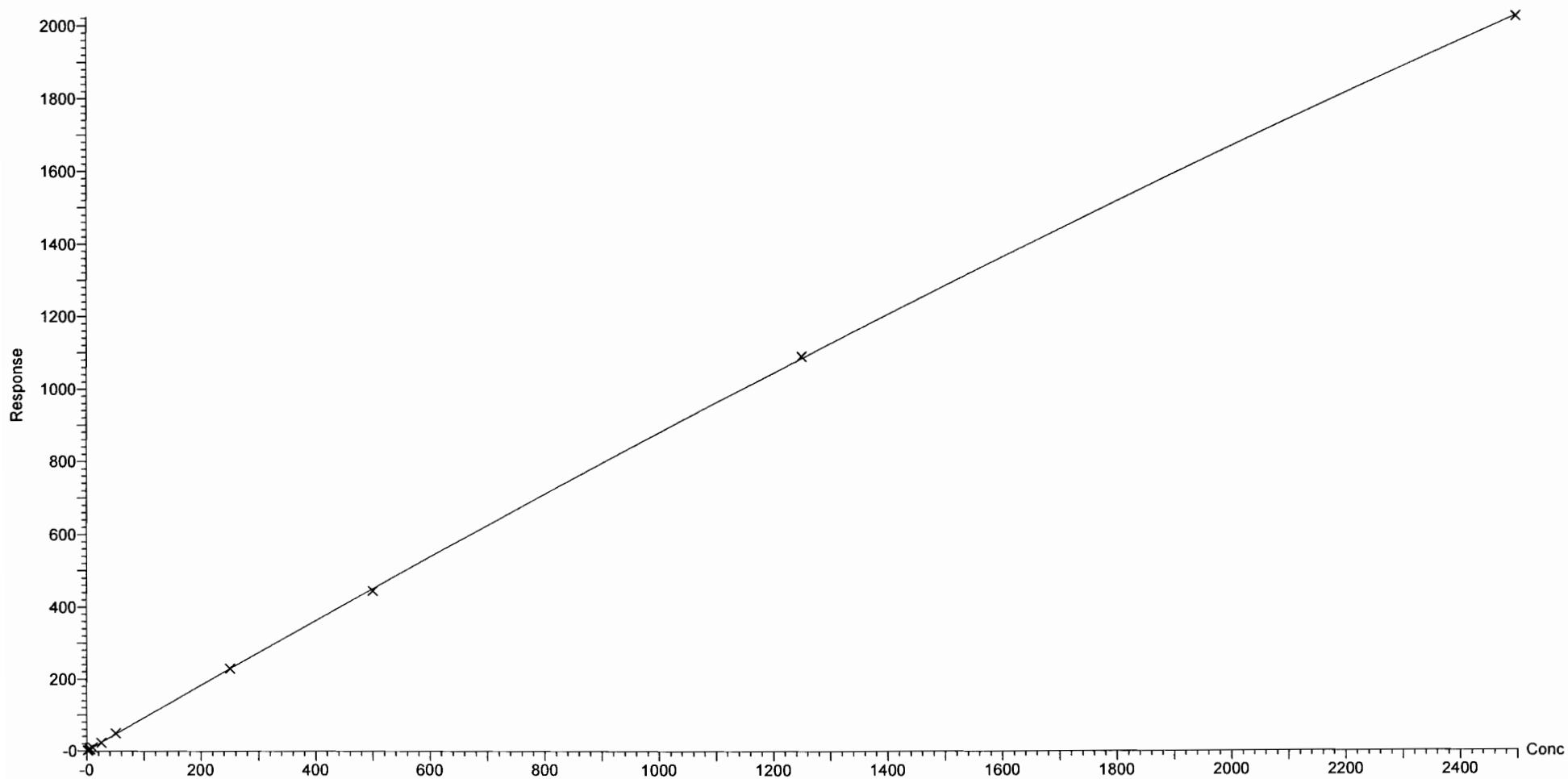
Compound name: N-EtFOSA

Coefficient of Determination: $R^2 = 0.999889$

Calibration curve: $-4.63839e-005 * x^2 + 0.925145 * x + 0.0552316$

Response type: Internal Std (Ref 51), Area * (IS Conc. / IS Area)

Curve type: 2nd Order, Origin: Exclude, Weighting: 1/x, Axis trans: None



Dataset: F:\Projects\PFAS.PRO\Results\180228M1\180228M1-CRV.qld

Last Altered: Thursday, March 01, 2018 12:54:21 Pacific Standard Time

Printed: Thursday, March 01, 2018 13:01:25 Pacific Standard Time

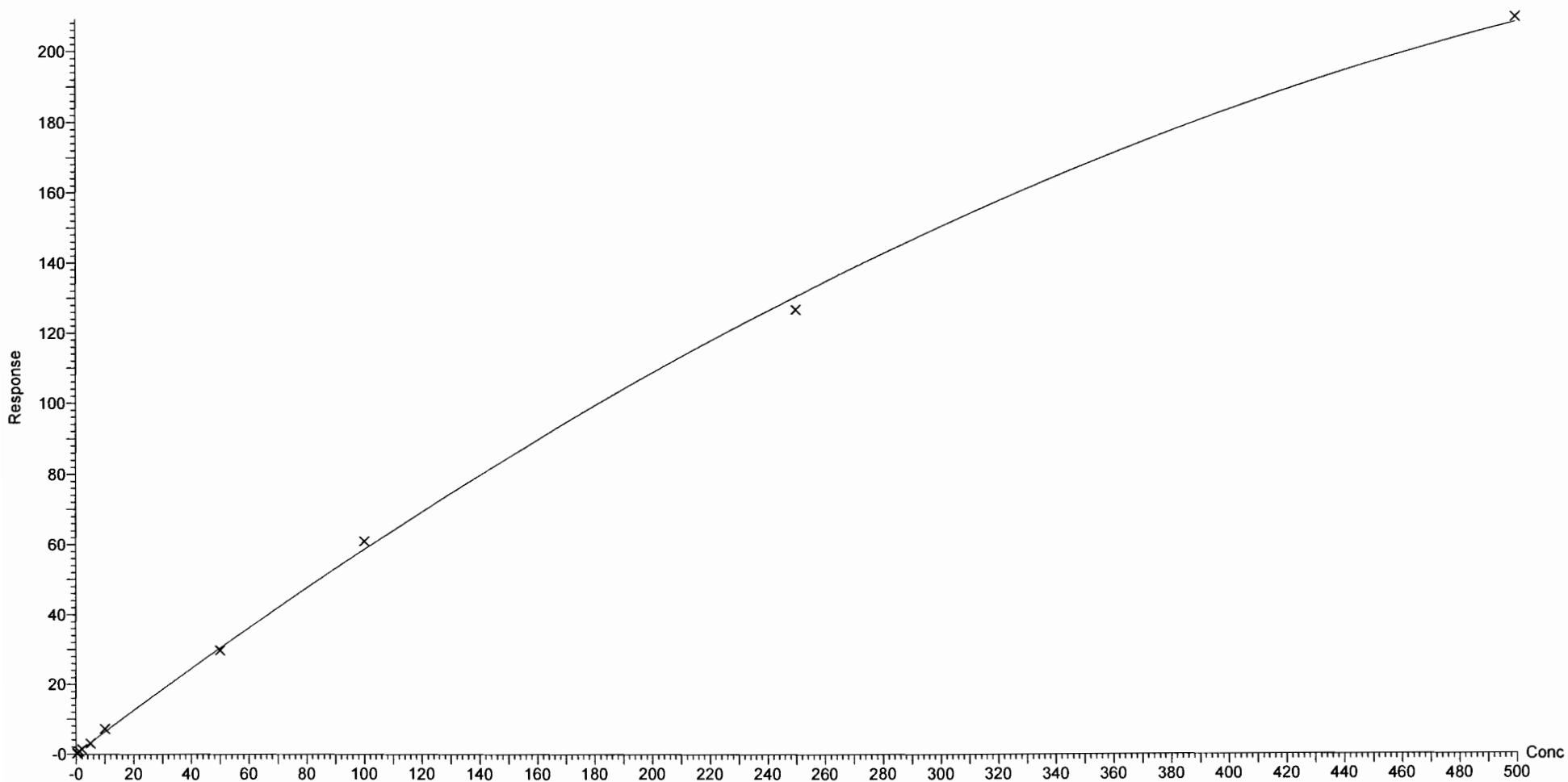
Compound name: PFHxDA

Coefficient of Determination: $R^2 = 0.998985$

Calibration curve: $-0.000424355 * x^2 + 0.627384 * x + 0.0611432$

Response type: Internal Std (Ref 52), Area * (IS Conc. / IS Area)

Curve type: 2nd Order, Origin: Exclude, Weighting: 1/x, Axis trans: None



Dataset: F:\Projects\PFAS.PRO\Results\180228M1\180228M1-CRV.qld

Last Altered: Thursday, March 01, 2018 12:54:21 Pacific Standard Time

Printed: Thursday, March 01, 2018 13:01:25 Pacific Standard Time

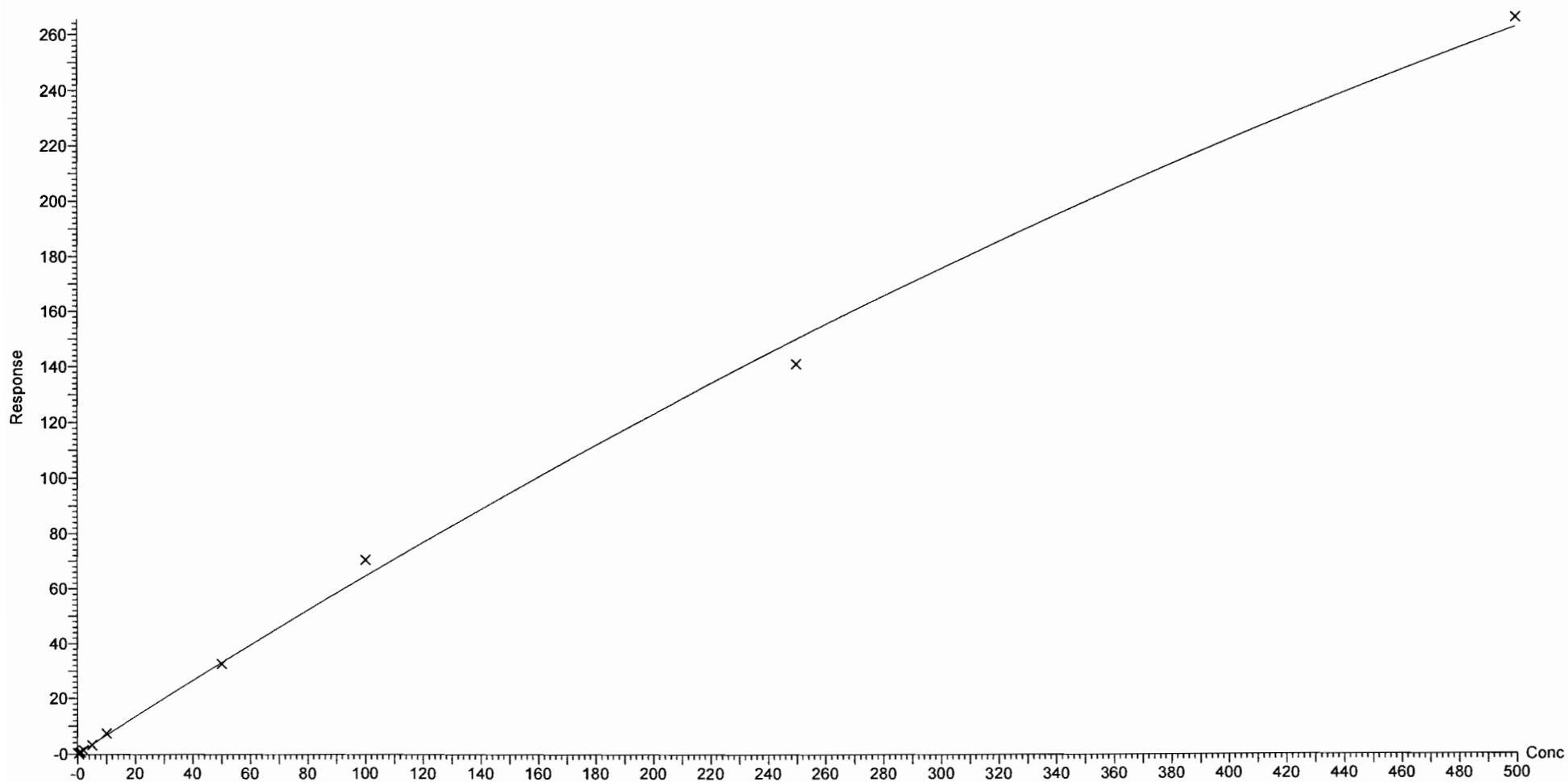
Compound name: PFODA

Coefficient of Determination: $R^2 = 0.997491$

Calibration curve: $-0.000302638 * x^2 + 0.675498 * x + 0.0110733$

Response type: Internal Std (Ref 52), Area * (IS Conc. / IS Area)

Curve type: 2nd Order, Origin: Include, Weighting: 1/x, Axis trans: None



Dataset: F:\Projects\PFAS.PRO\Results\180228M1\180228M1-CRV.qld

Last Altered: Thursday, March 01, 2018 12:54:21 Pacific Standard Time

Printed: Thursday, March 01, 2018 13:01:25 Pacific Standard Time

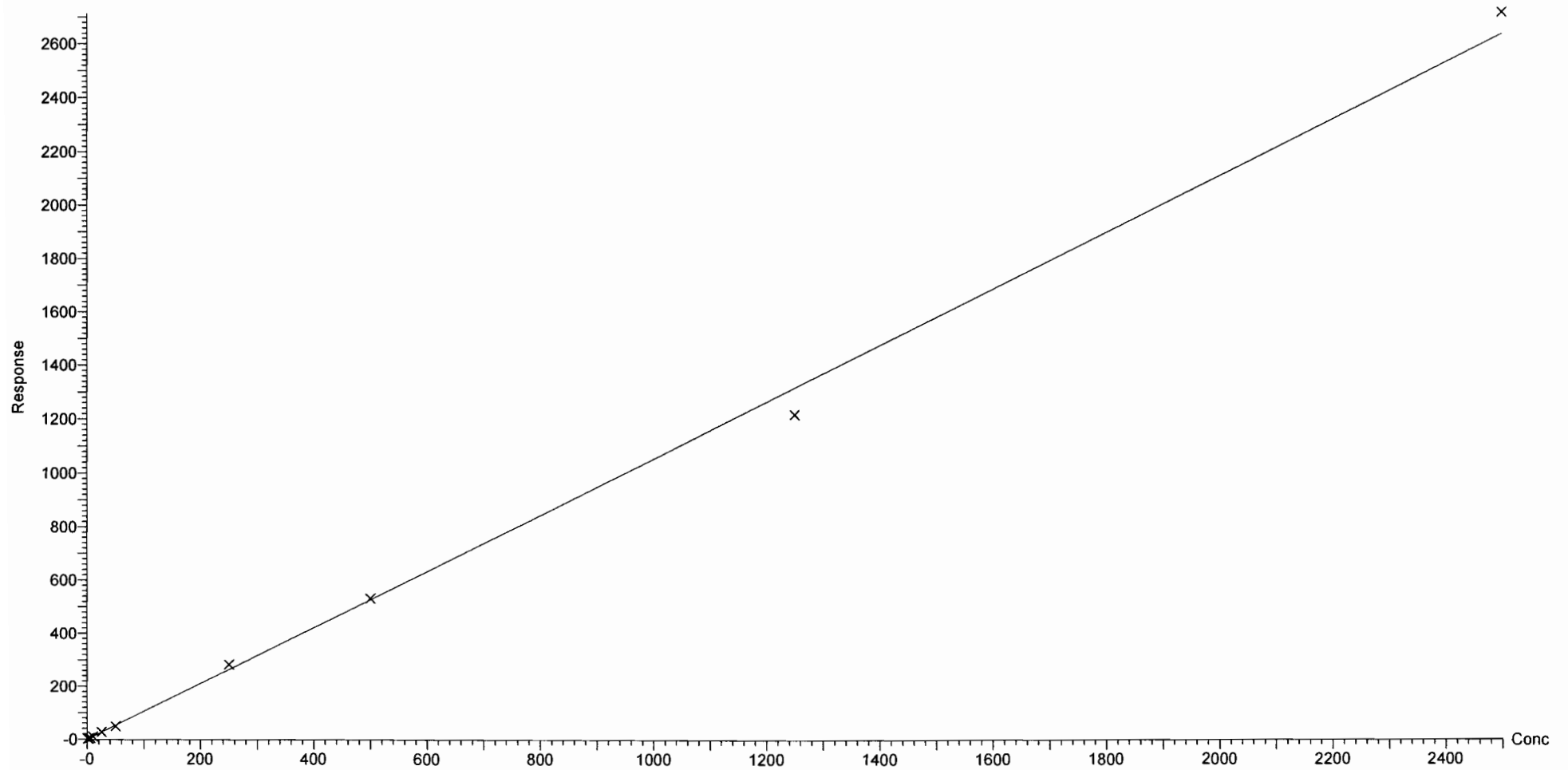
Compound name: N-MeFOSE

Correlation coefficient: $r = 0.998755$, $r^2 = 0.997511$

Calibration curve: $1.05289 * x + -0.00995271$

Response type: Internal Std (Ref 53), Area * (IS Conc. / IS Area)

Curve type: Linear, Origin: Exclude, Weighting: 1/x, Axis trans: None



Dataset: F:\Projects\PFAS.PRO\Results\180228M1\180228M1-CRV.qld

Last Altered: Thursday, March 01, 2018 12:54:21 Pacific Standard Time

Printed: Thursday, March 01, 2018 13:01:25 Pacific Standard Time

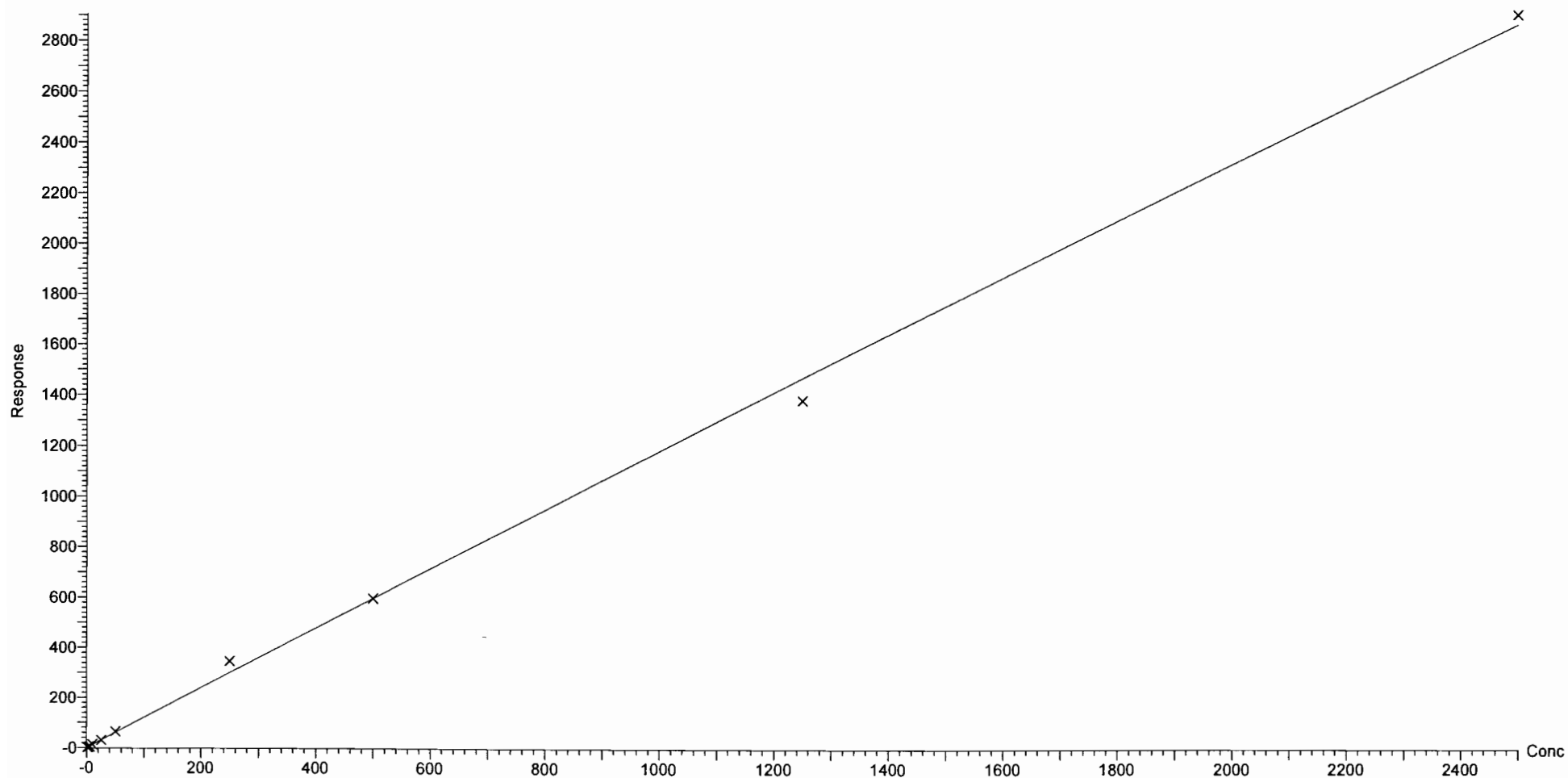
Compound name: N-EtFOSE

Coefficient of Determination: $R^2 = 0.997385$

Calibration curve: $-2.41702e-005 * x^2 + 1.20622 * x + 0.0810787$

Response type: Internal Std (Ref 54), Area * (IS Conc. / IS Area)

Curve type: 2nd Order, Origin: Exclude, Weighting: 1/x, Axis trans: None



Dataset: Untitled

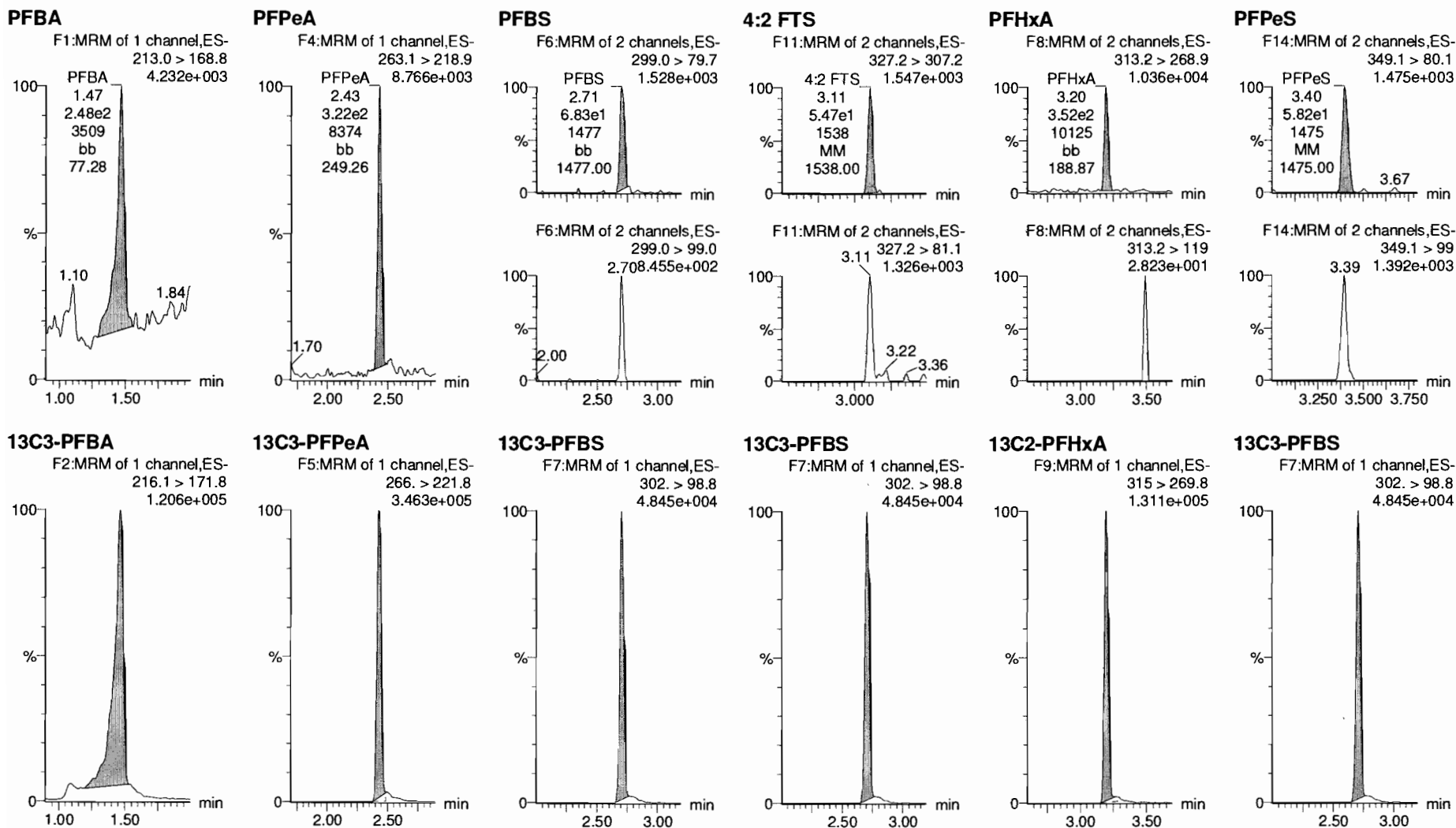
Last Altered: Thursday, March 01, 2018 12:47:57 Pacific Standard Time

Printed: Thursday, March 01, 2018 12:48:35 Pacific Standard Time

Method: F:\Projects\PFAS.PRO\MethDB\PFAS_FULL_80C_022718.mdb 28 Feb 2018 13:19:45

Calibration: 01 Mar 2018 12:47:57

Name: 180228M1_2, Date: 28-Feb-2018, Time: 20:44:50, ID: ST180228M1-1 PFC CS-2 18B2312, Description: PFC CS-2 18B2312



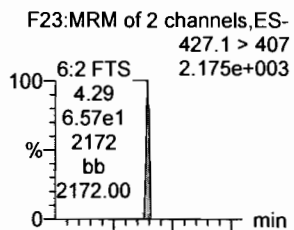
Dataset: Untitled

Last Altered: Thursday, March 01, 2018 12:45:16 Pacific Standard Time

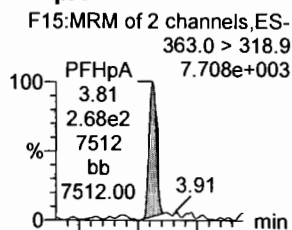
Printed: Thursday, March 01, 2018 12:45:40 Pacific Standard Time

Name: 180228M1_2, Date: 28-Feb-2018, Time: 20:44:50, ID: ST180228M1-1 PFC CS-2 18B2312, Description: PFC CS-2 18B2312

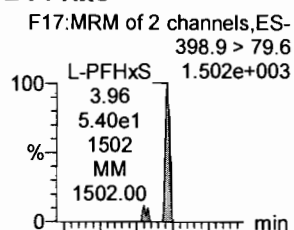
6:2 FTS



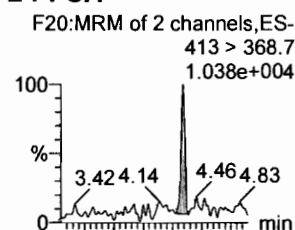
PFHpA



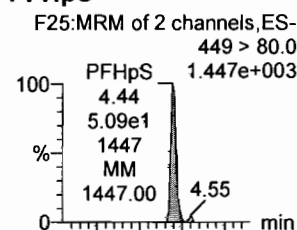
L-PFHxS



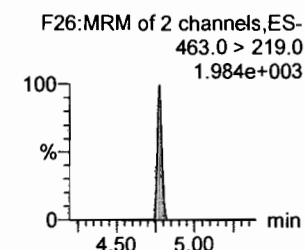
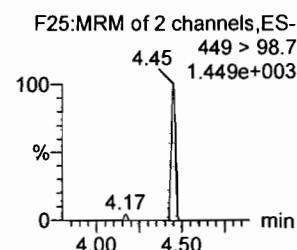
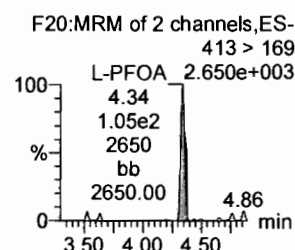
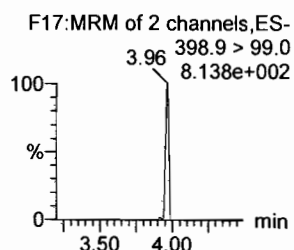
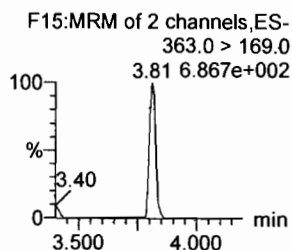
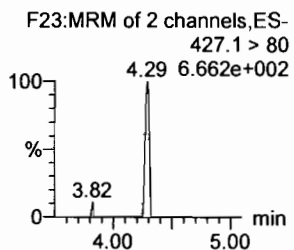
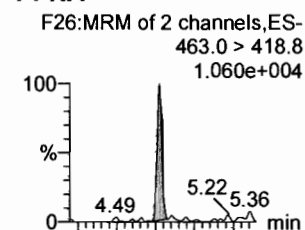
L-PFOA



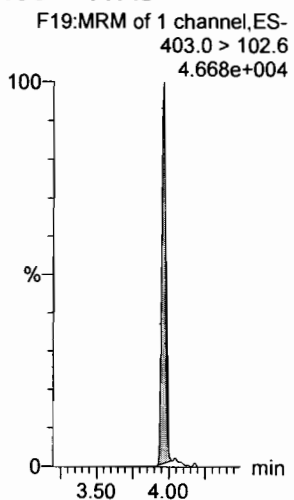
PFHpS



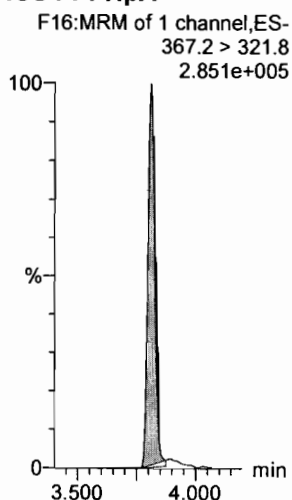
PFNA



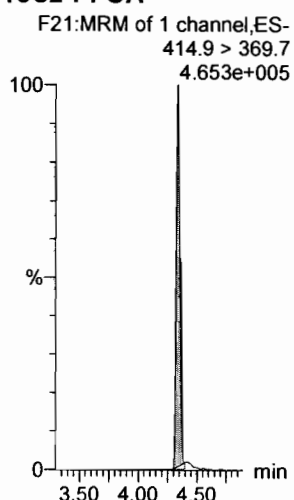
1802-PFHxS



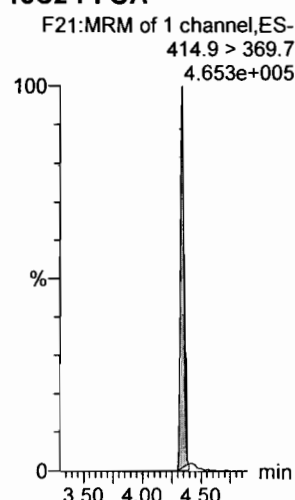
13C4-PFHpA



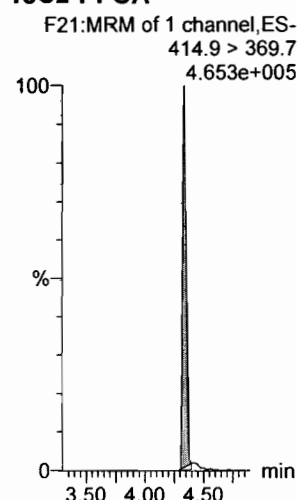
13C2-PFOA



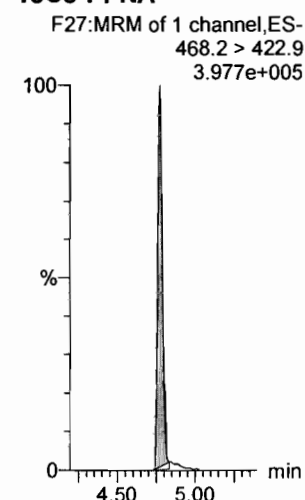
13C2-PFOA



13C2-PFOA



13C5-PFNA



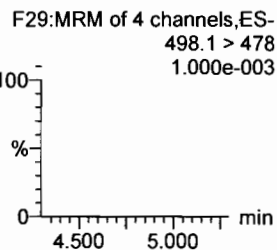
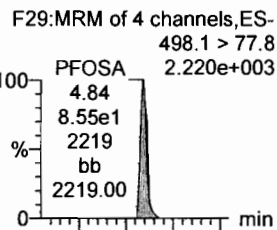
Dataset: Untitled

Last Altered: Thursday, March 01, 2018 12:45:16 Pacific Standard Time

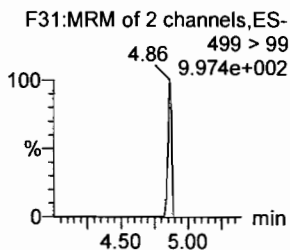
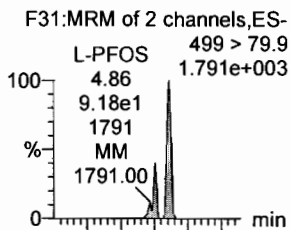
Printed: Thursday, March 01, 2018 12:45:40 Pacific Standard Time

Name: 180228M1_2, Date: 28-Feb-2018, Time: 20:44:50, ID: ST180228M1-1 PFC CS-2 18B2312, Description: PFC CS-2 18B2312

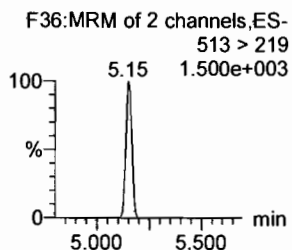
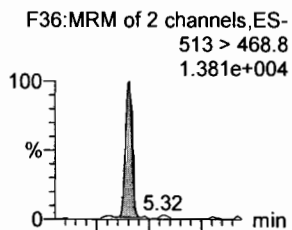
PFOSA



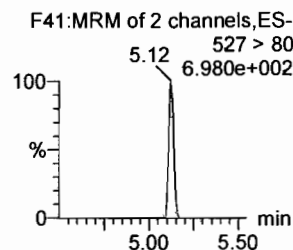
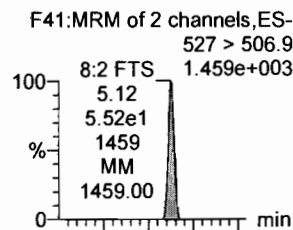
L-PFOS



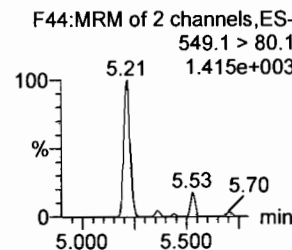
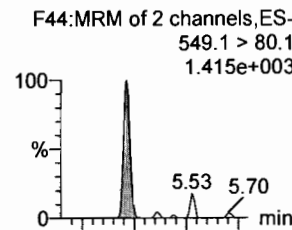
PFDA



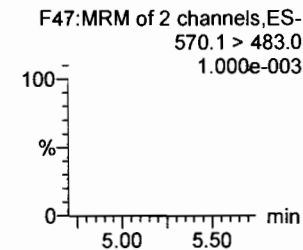
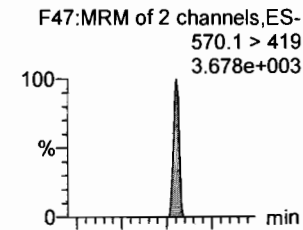
8:2 FTS



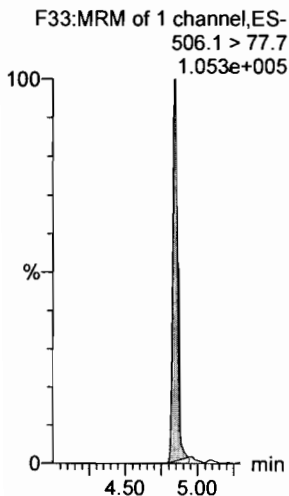
PFNS



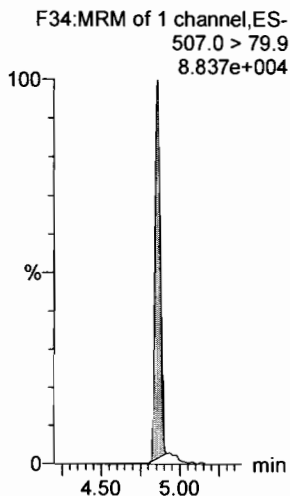
N-MeFOSAA



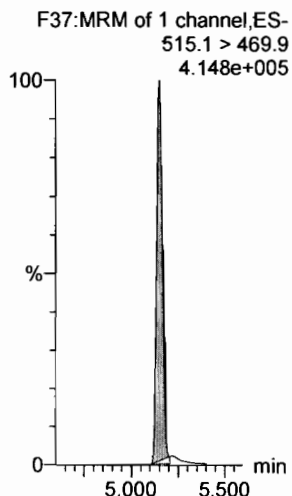
13C8-PFOSA



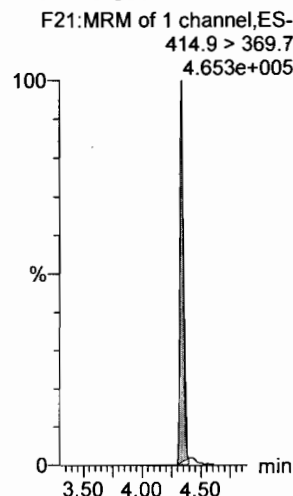
13C8-PFOS



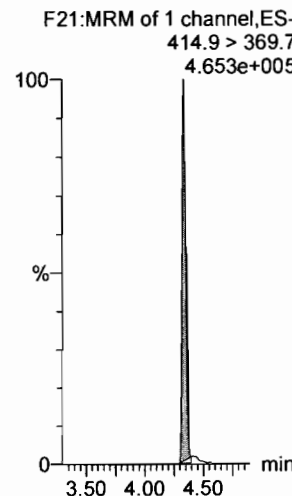
13C2-PFDA



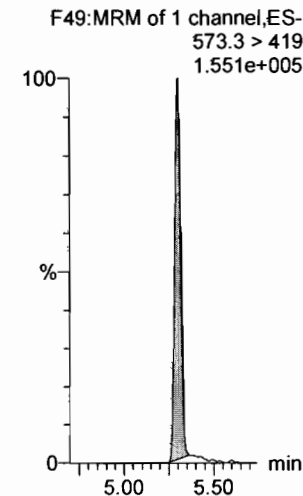
13C2-PFOA



13C2-PFOA



d3-N-MeFOSAA



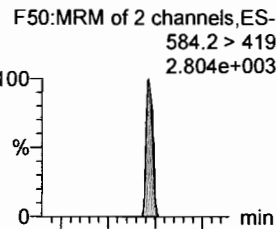
Dataset: Untitled

Last Altered: Thursday, March 01, 2018 12:45:16 Pacific Standard Time

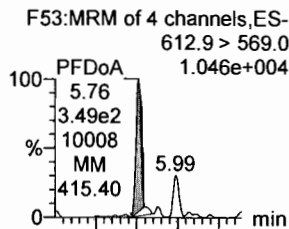
Printed: Thursday, March 01, 2018 12:45:40 Pacific Standard Time

Name: 180228M1_2, Date: 28-Feb-2018, Time: 20:44:50, ID: ST180228M1-1 PFC CS-2 18B2312, Description: PFC CS-2 18B2312

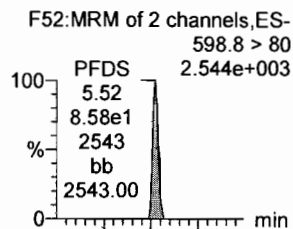
N-EtFOSAA



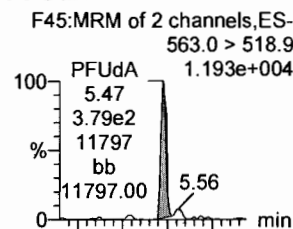
PFDoA



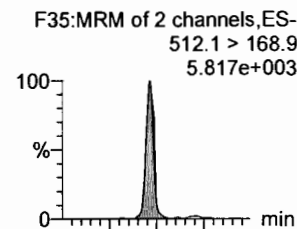
PFDS



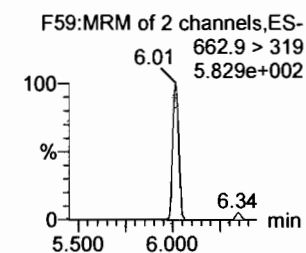
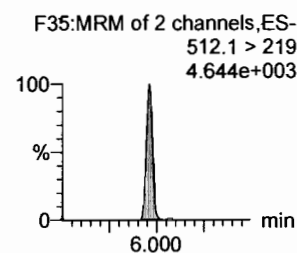
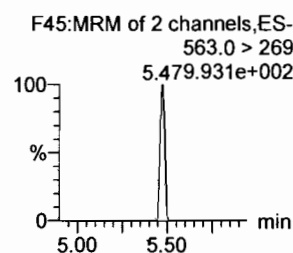
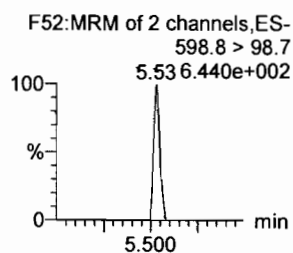
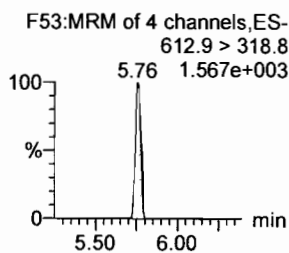
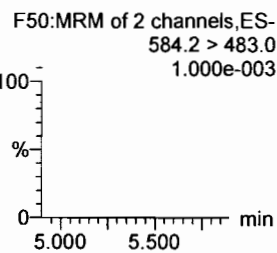
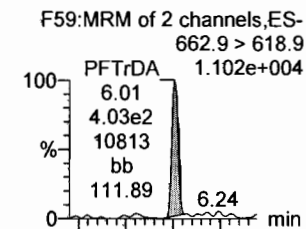
PFUdA




N-MeFOSA



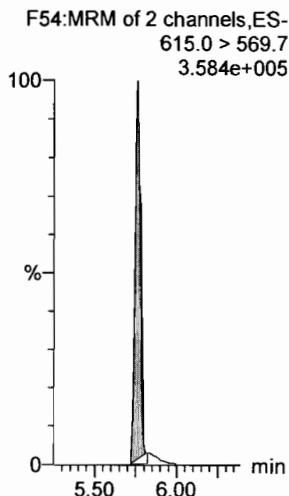
PFTrDA



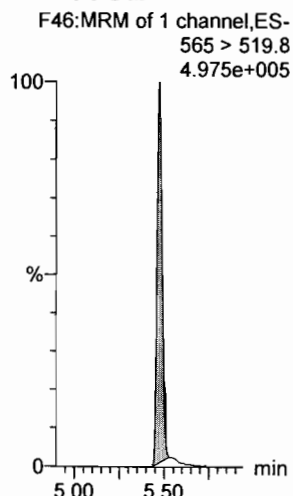
d5-N-EtFOSAA



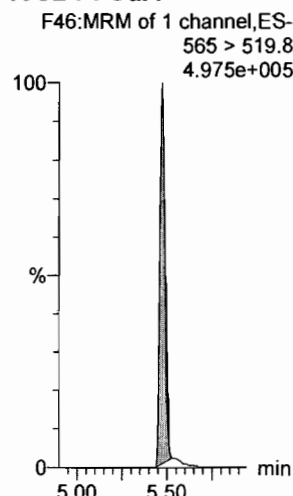
13C2-PFDoA



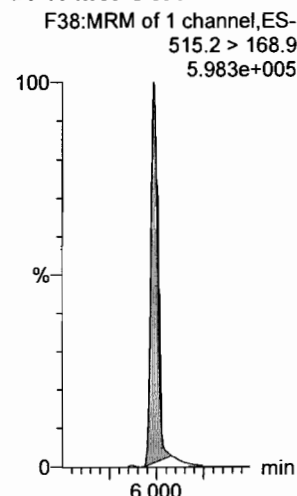
13C2-PFUdA



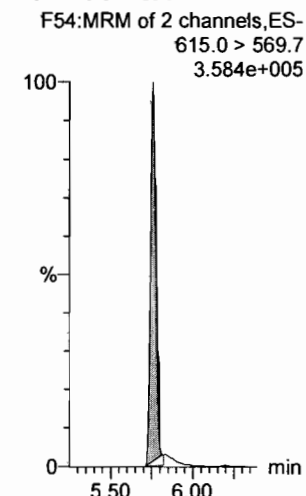
13C2-PFUdA



d3-N-MeFOSA



13C2-PFDoA



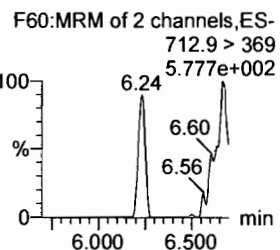
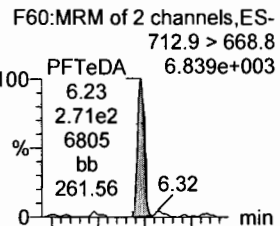
Dataset: Untitled

Last Altered: Thursday, March 01, 2018 12:45:16 Pacific Standard Time

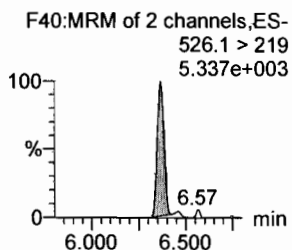
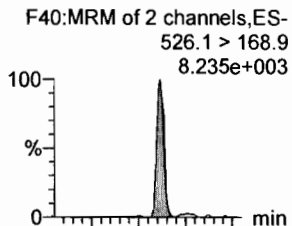
Printed: Thursday, March 01, 2018 12:45:40 Pacific Standard Time

Name: 180228M1_2, Date: 28-Feb-2018, Time: 20:44:50, ID: ST180228M1-1 PFC CS-2 18B2312, Description: PFC CS-2 18B2312

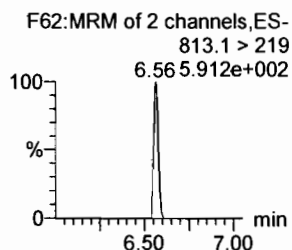
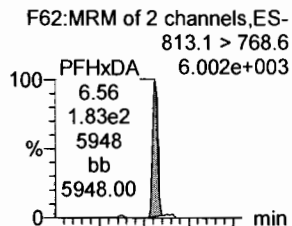
PFTeDA



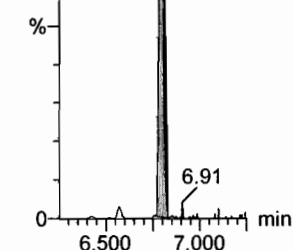

N-EtFOSA



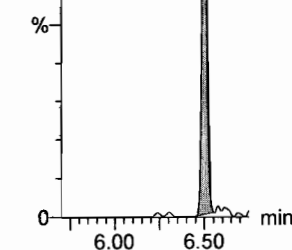
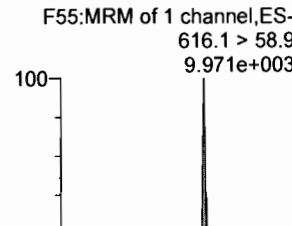
PFHxDA



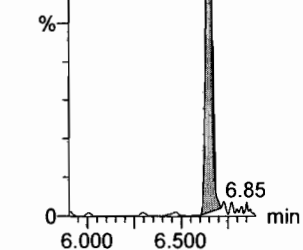
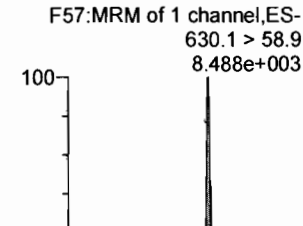
PFODA



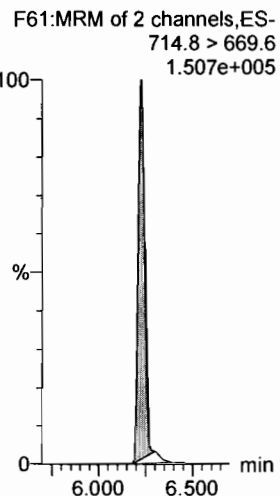
N-MeFOSE



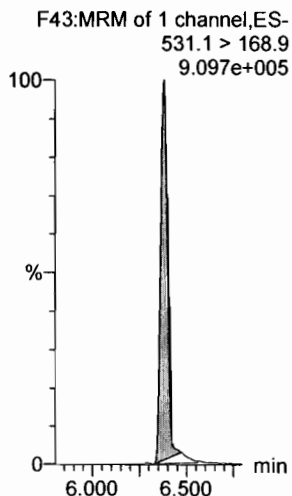
N-EtFOSE



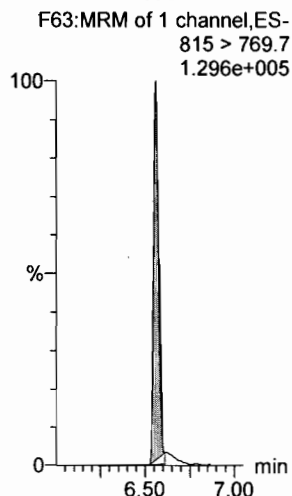
13C2-PFTeDA



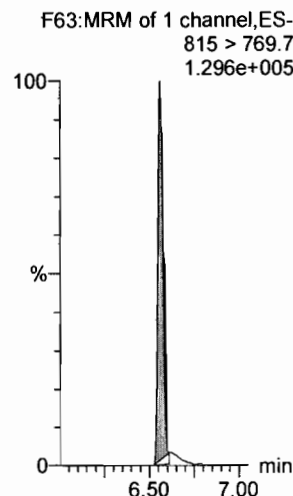
d5-N-ETFOSE



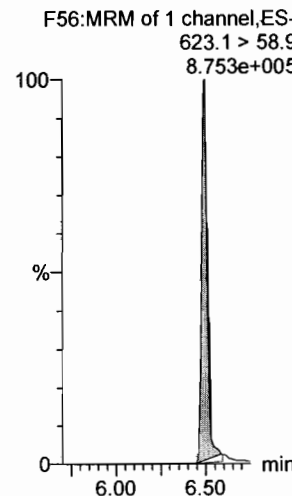
13C2-PFHxDA



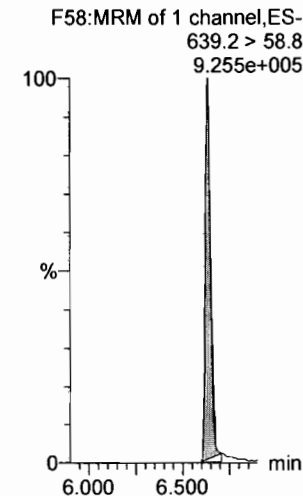
13C2-PFHxDA



d7-N-MeFOSE



d9-N-EtFOSE



Dataset: Untitled

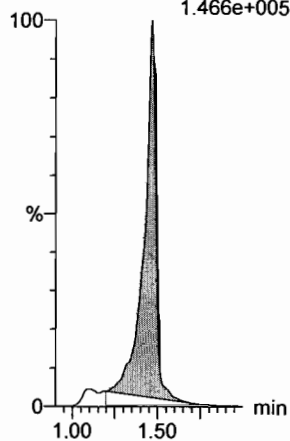
Last Altered: Thursday, March 01, 2018 12:45:16 Pacific Standard Time

Printed: Thursday, March 01, 2018 12:45:40 Pacific Standard Time

Name: 180228M1_2, Date: 28-Feb-2018, Time: 20:44:50, ID: ST180228M1-1 PFC CS-2 18B2312, Description: PFC CS-2 18B2312

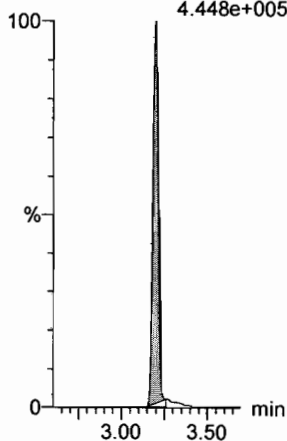
13C4-PFBA

F3:MRM of 1 channel,ES-
217. > 171.8
1.466e+005




13C5-PFHxA

F10:MRM of 1 channel,ES-
318 > 272.9
4.448e+005




13C3-PFHxS

F18:MRM of 1 channel,ES-
401.9 > 79.9
1.201e+005



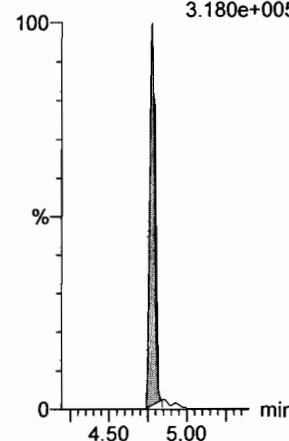
13C8-PFOA

F22:MRM of 1 channel,ES-
421.3 > 376
3.613e+005



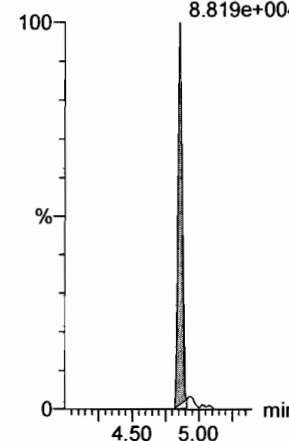
13C9-PFNA

F28:MRM of 1 channel,ES-
472.2 > 426.9
3.180e+005



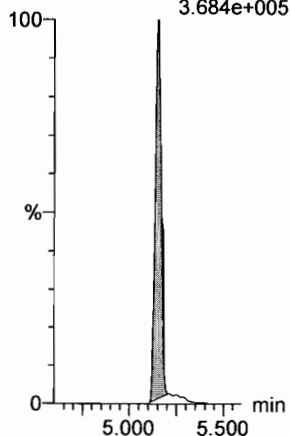
13C4-PFOS

F32:MRM of 1 channel,ES-
503 > 79.9
8.819e+004




13C6-PFDA

F39:MRM of 1 channel,ES-
519.1 > 473.7
3.684e+005



13C7-PFUdA

F48:MRM of 1 channel,ES-
570.1 > 524.8
5.006e+005



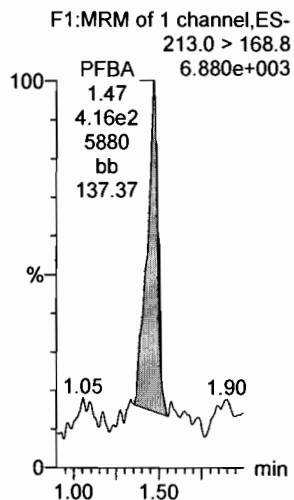
Dataset: Untitled

Last Altered: Thursday, March 01, 2018 12:45:16 Pacific Standard Time

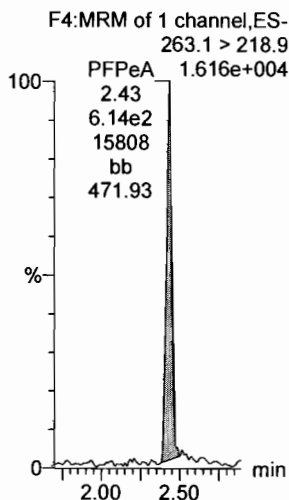
Printed: Thursday, March 01, 2018 12:45:40 Pacific Standard Time

Name: 180228M1_3, Date: 28-Feb-2018, Time: 20:56:17, ID: ST180228M1-2 PFC CS-1 18B2313, Description: PFC CS-1 18B2313

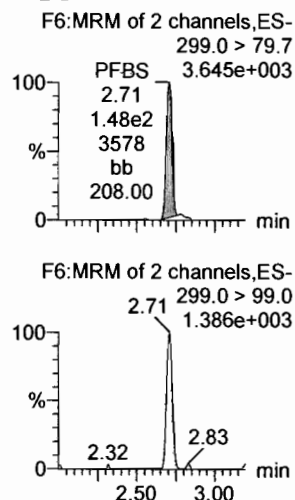
PFBA



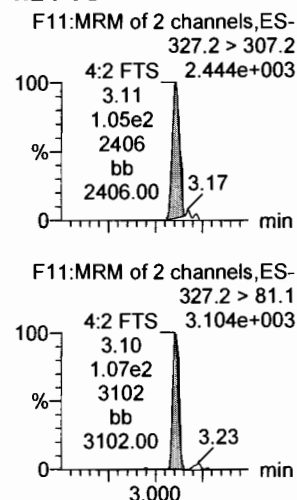
PFPeA



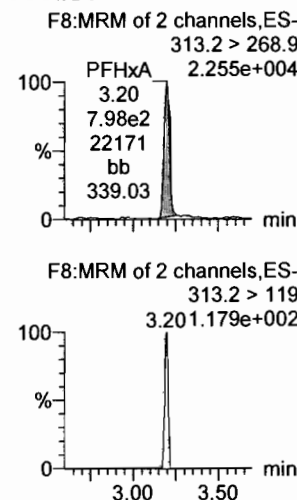
PFBS



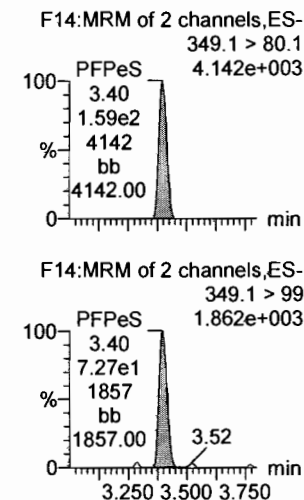
4:2 FTS



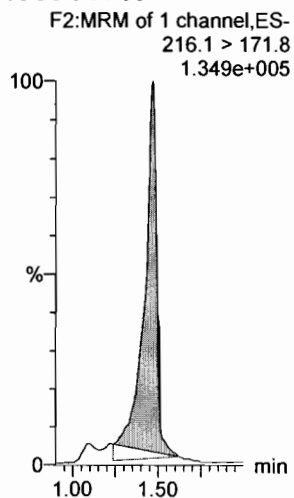
PFHxA




PFPeS



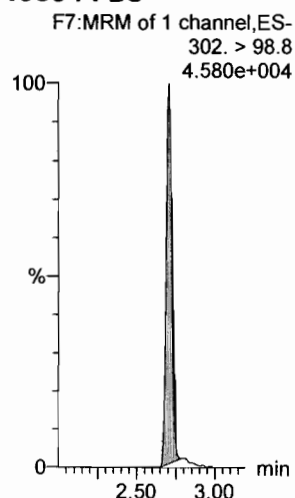
13C3-PFBA



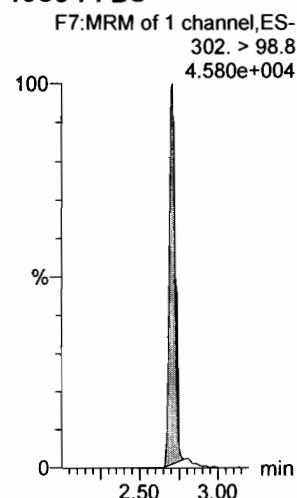
13C3-PFPeA



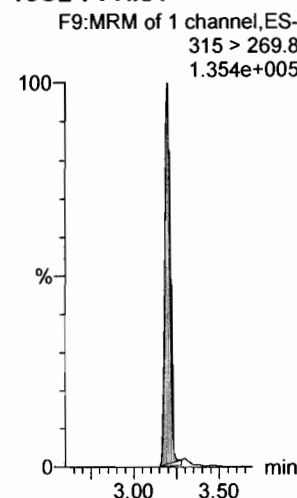
13C3-PFBS



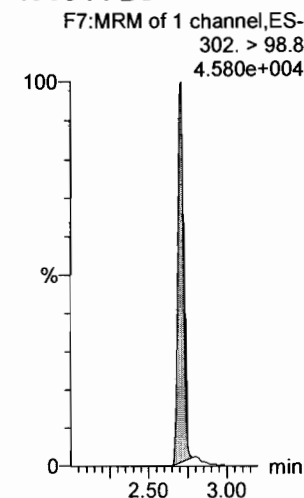
13C3-PFBS



13C2-PFHxA



13C3-PFBS




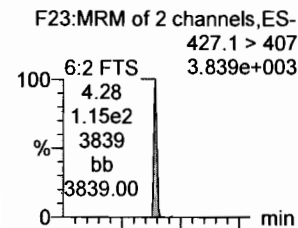
Dataset: Untitled

Last Altered: Thursday, March 01, 2018 12:45:16 Pacific Standard Time

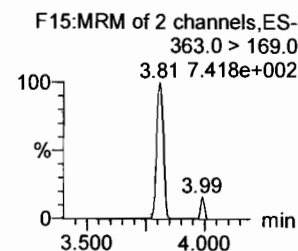
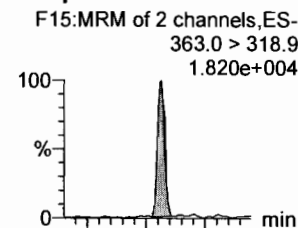
Printed: Thursday, March 01, 2018 12:45:40 Pacific Standard Time

Name: 180228M1_3, Date: 28-Feb-2018, Time: 20:56:17, ID: ST180228M1-2 PFC CS-1 18B2313, Description: PFC CS-1 18B2313

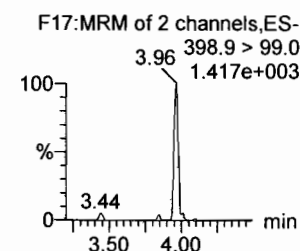
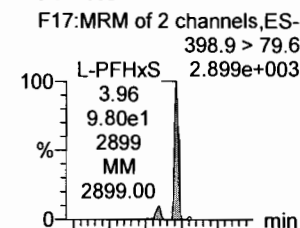
6:2 FTS



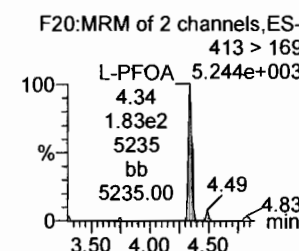
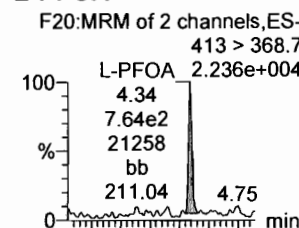
PFHpA



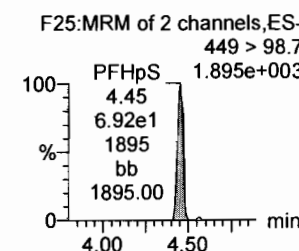
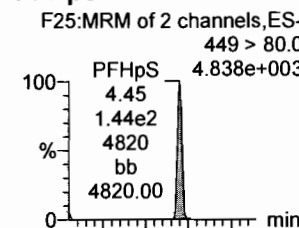
L-PFHxS



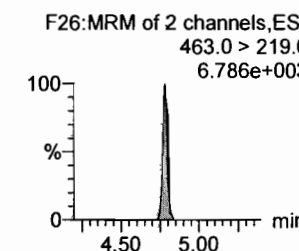
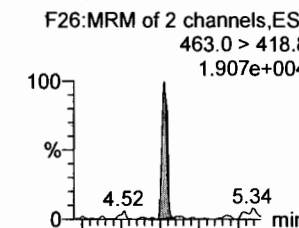
L-PFOA



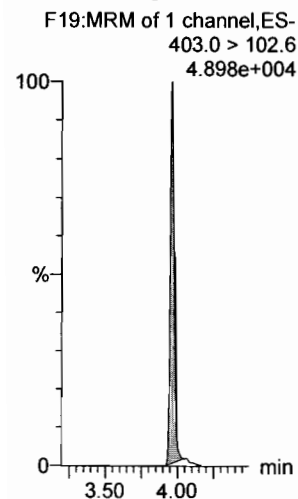
PFHpS



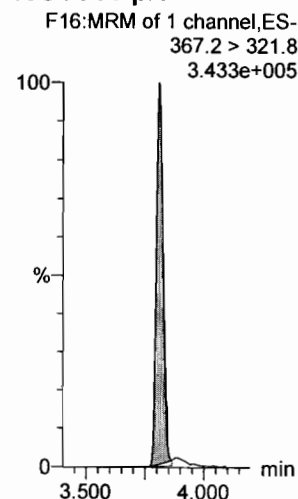
PFNA



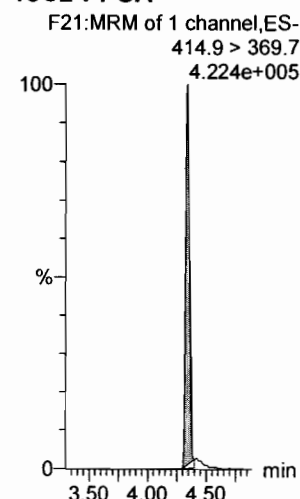
18O2-PFHxS



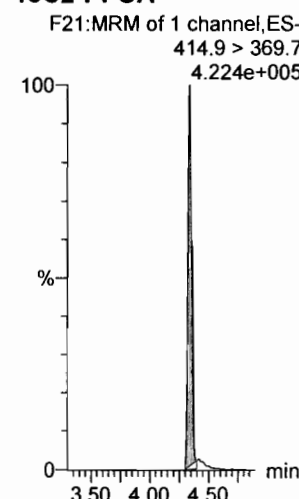
13C4-PFHpA



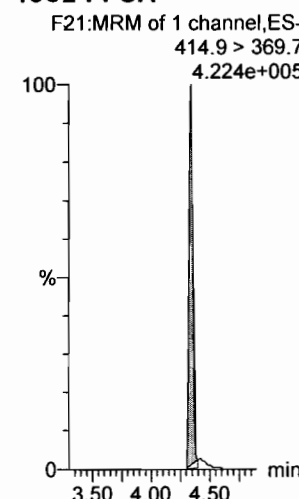
13C2-PFOA



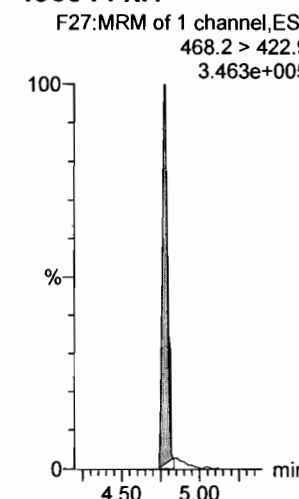
13C2-PFOA



13C2-PFOA



13C5-PFNA



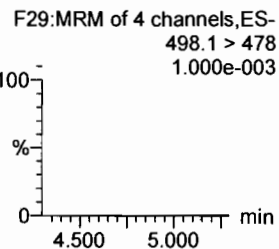
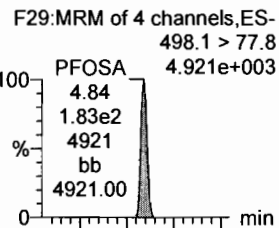
Dataset: Untitled

Last Altered: Thursday, March 01, 2018 12:45:16 Pacific Standard Time

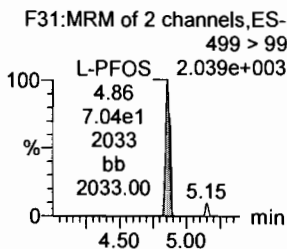
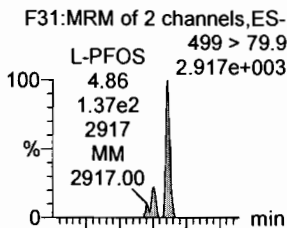
Printed: Thursday, March 01, 2018 12:45:40 Pacific Standard Time

Name: 180228M1_3, Date: 28-Feb-2018, Time: 20:56:17, ID: ST180228M1-2 PFC CS-1 18B2313, Description: PFC CS-1 18B2313

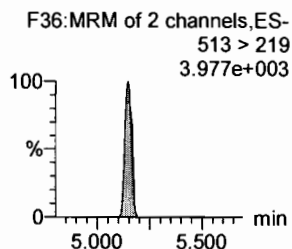
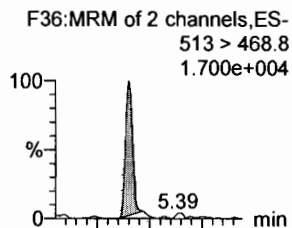
PFOSA



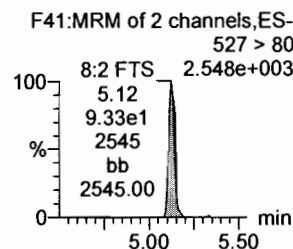
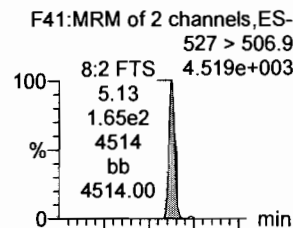
L-PFOS



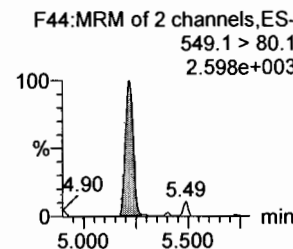
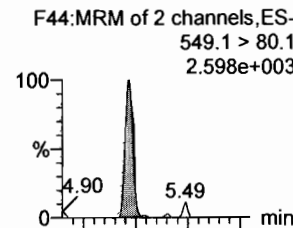
PFDA



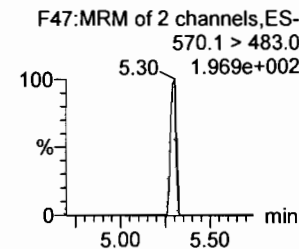
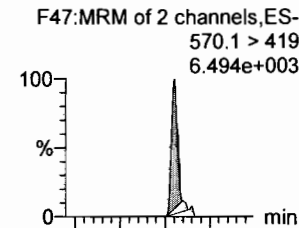
8:2 FTS



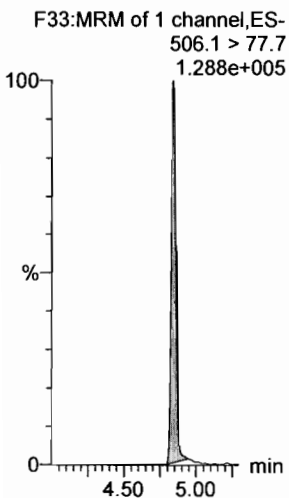
PFNS



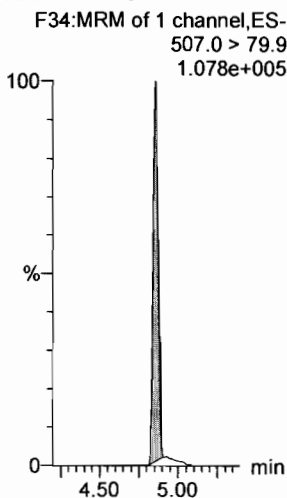
N-MeFOSAA



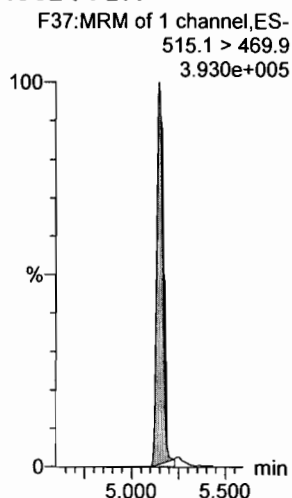
13C8-PFOSA



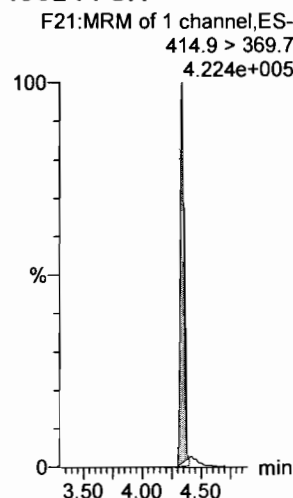
13C8-PFOS



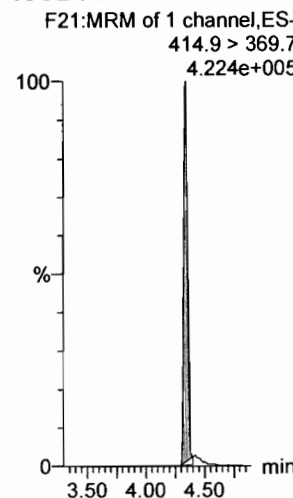
13C2-PFDA



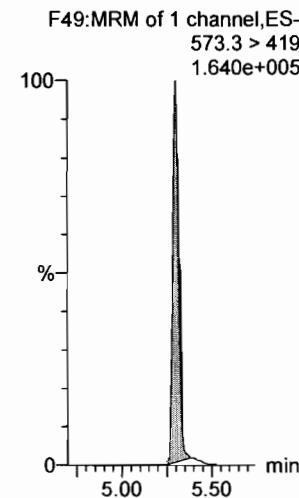
13C2-PFOA



13C2-PFOA



d3-N-MeFOSAA

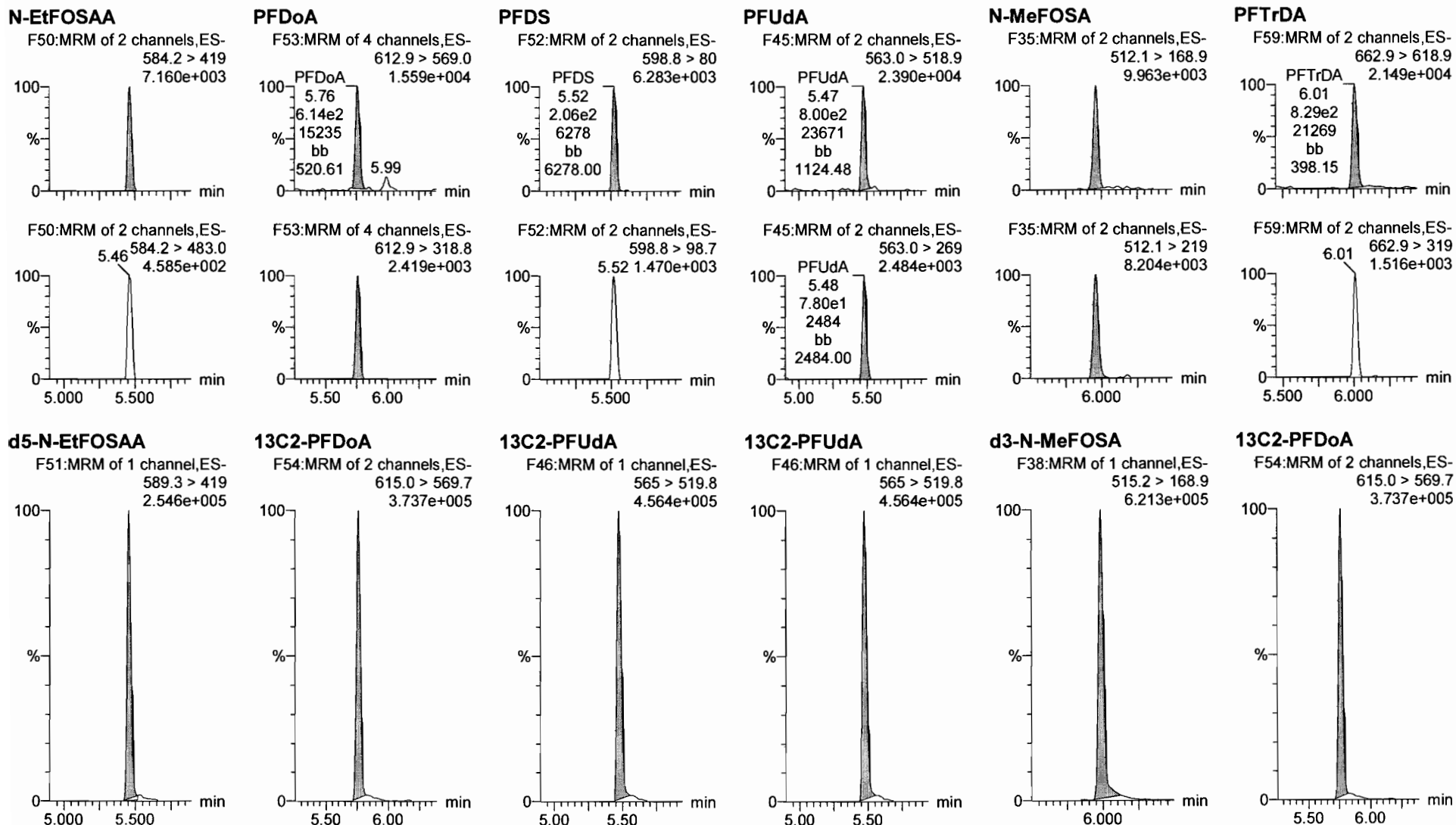


Dataset: Untitled

Last Altered: Thursday, March 01, 2018 12:45:16 Pacific Standard Time

Printed: Thursday, March 01, 2018 12:45:40 Pacific Standard Time

Name: 180228M1_3, Date: 28-Feb-2018, Time: 20:56:17, ID: ST180228M1-2 PFC CS-1 18B2313, Description: PFC CS-1 18B2313



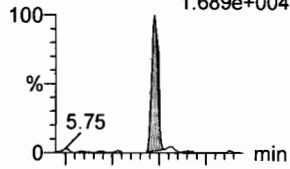
Dataset: Untitled

Last Altered: Thursday, March 01, 2018 12:45:16 Pacific Standard Time
Printed: Thursday, March 01, 2018 12:45:40 Pacific Standard Time

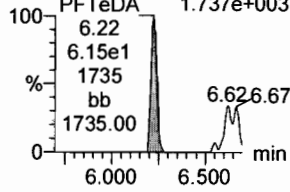
Name: 180228M1_3, Date: 28-Feb-2018, Time: 20:56:17, ID: ST180228M1-2 PFC CS-1 18B2313, Description: PFC CS-1 18B2313

PFTeDA

F60:MRM of 2 channels,ES-
712.9 > 668.8
1.689e+004

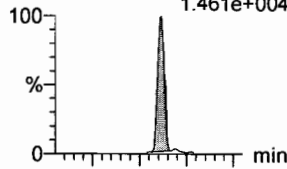


F60:MRM of 2 channels,ES-
712.9 > 369
1.737e+003

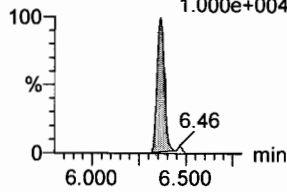


N-EtFOSA

F40:MRM of 2 channels,ES-
526.1 > 168.9
1.461e+004

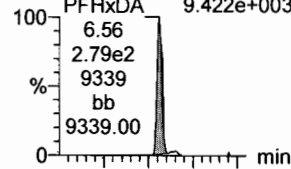


F40:MRM of 2 channels,ES-
526.1 > 219
1.000e+004

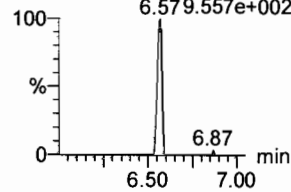


PFHxDA

F62:MRM of 2 channels,ES-
813.1 > 768.6
9.422e+003

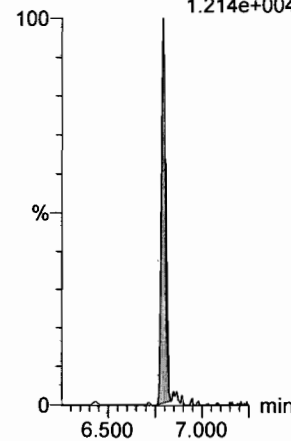


F62:MRM of 2 channels,ES-
813.1 > 219
6.579.557e+002



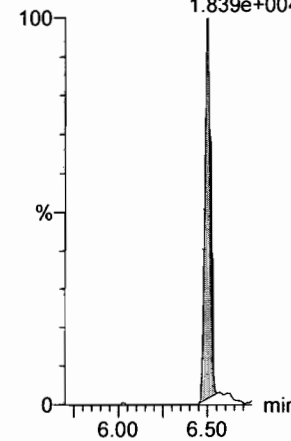
PFODA

F64:MRM of 1 channel,ES-
913.1 > 868.8
1.214e+004



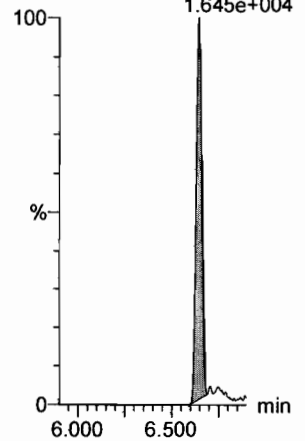
N-MeFOSE

F55:MRM of 1 channel,ES-
616.1 > 58.9
1.839e+004



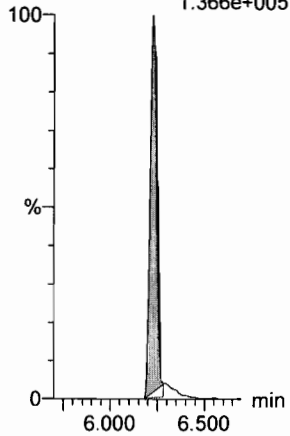
N-EtFOSE

F57:MRM of 1 channel,ES-
630.1 > 58.9
1.645e+004



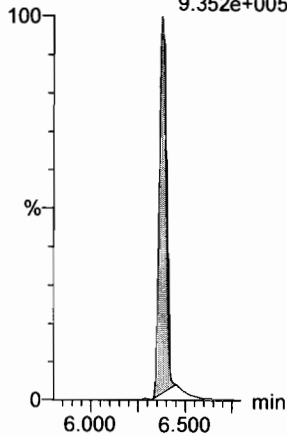
13C2-PFTeDA

F61:MRM of 2 channels,ES-
714.8 > 669.6
1.366e+005



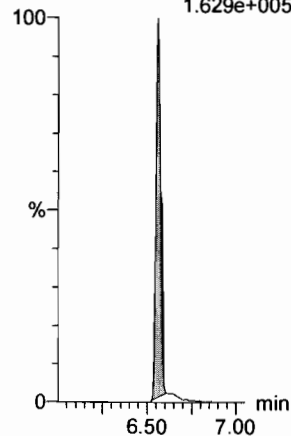
d5-N-ETFOSA

F43:MRM of 1 channel,ES-
531.1 > 168.9
9.352e+005



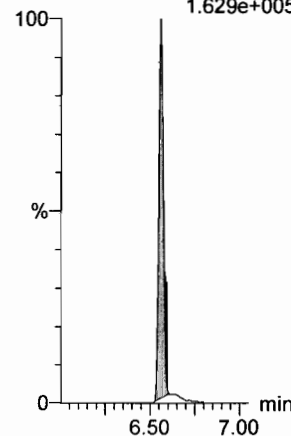
13C2-PFHxDA

F63:MRM of 1 channel,ES-
815 > 769.7
1.629e+005



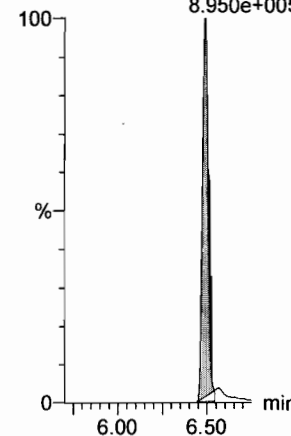
13C2-PFHxDA

F63:MRM of 1 channel,ES-
815 > 769.7
1.629e+005



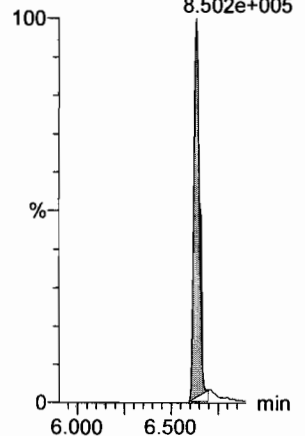
d7-N-MeFOSE

F56:MRM of 1 channel,ES-
623.1 > 58.9
8.950e+005



d9-N-EtFOSE

F58:MRM of 1 channel,ES-
639.2 > 58.8
8.502e+005

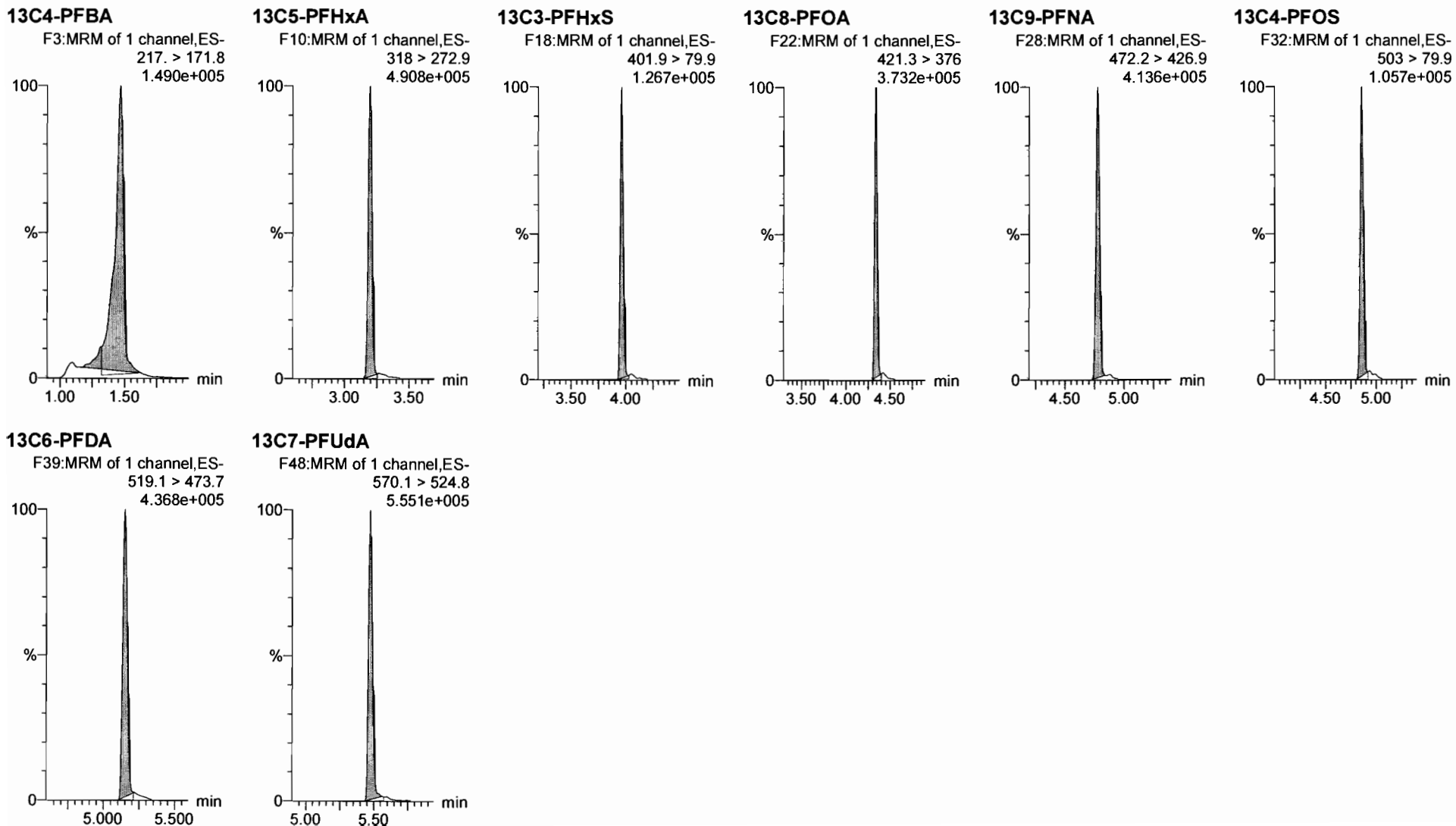


Dataset: Untitled

Last Altered: Thursday, March 01, 2018 12:45:16 Pacific Standard Time

Printed: Thursday, March 01, 2018 12:45:40 Pacific Standard Time

Name: 180228M1_3, Date: 28-Feb-2018, Time: 20:56:17, ID: ST180228M1-2 PFC CS-1 18B2313, Description: PFC CS-1 18B2313



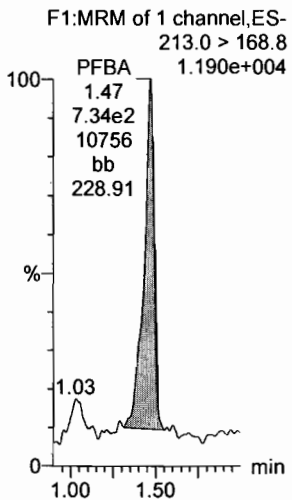
Dataset: Untitled

Last Altered: Thursday, March 01, 2018 12:45:16 Pacific Standard Time

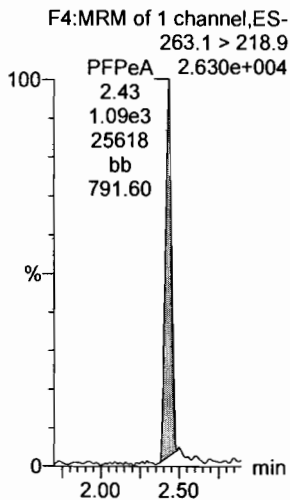
Printed: Thursday, March 01, 2018 12:45:40 Pacific Standard Time

Name: 180228M1_4, Date: 28-Feb-2018, Time: 21:07:44, ID: ST180228M1-3 PFC CS0 18B2314, Description: PFC CS0 18B2314

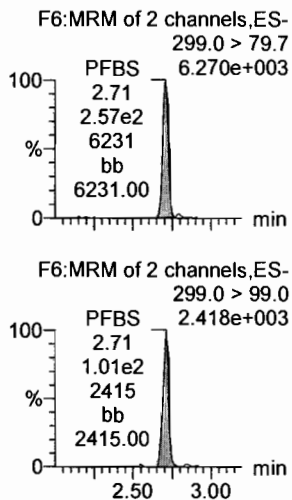
PFBA




PFPeA



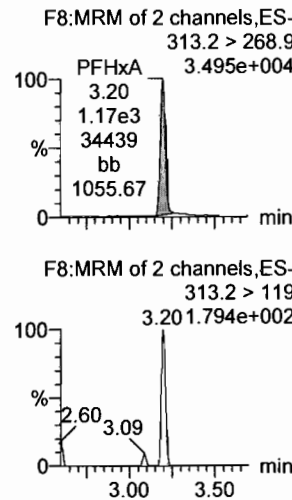
PFBS



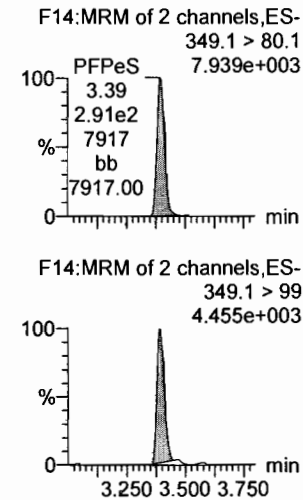
4:2 FTS



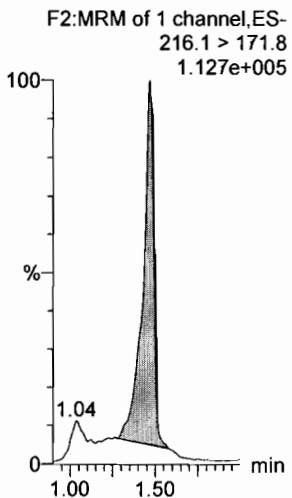
PFHxA



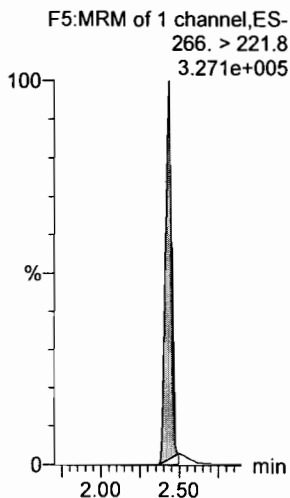
PFPeS



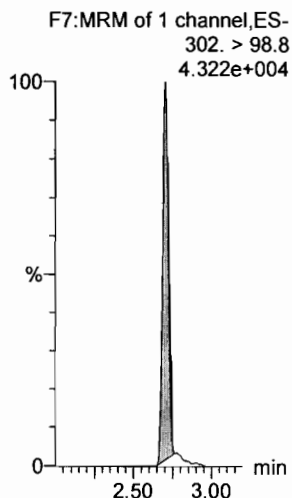
13C3-PFBA



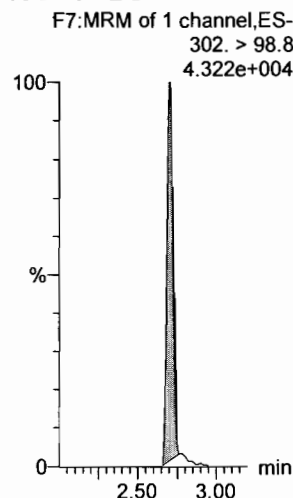
13C3-PFPeA



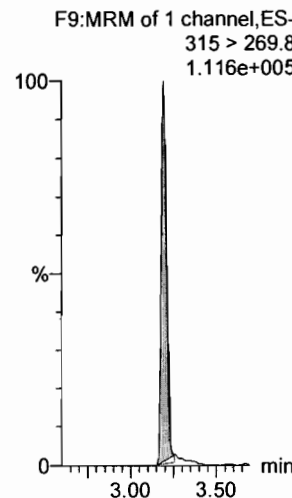
13C3-PFBS



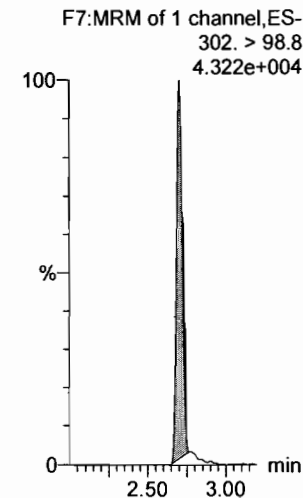
13C3-PFBS



13C2-PFHxA



13C3-PFBS



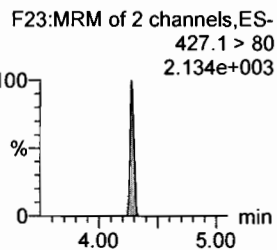
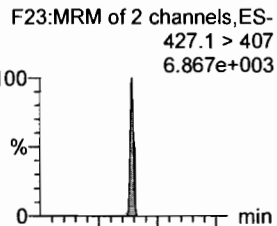
Dataset: Untitled

Last Altered: Thursday, March 01, 2018 12:45:16 Pacific Standard Time

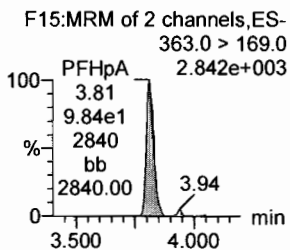
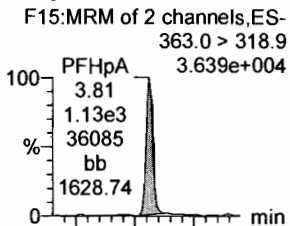
Printed: Thursday, March 01, 2018 12:45:40 Pacific Standard Time

Name: 180228M1_4, Date: 28-Feb-2018, Time: 21:07:44, ID: ST180228M1-3 PFC CS0 18B2314, Description: PFC CS0 18B2314

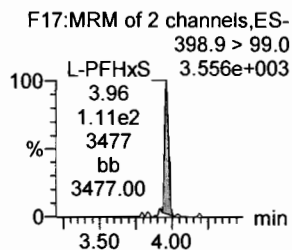
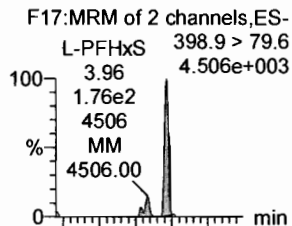
6:2 FTS



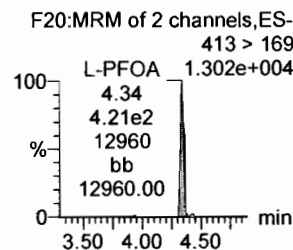
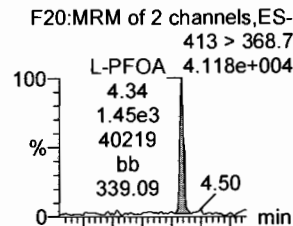
PFHpA



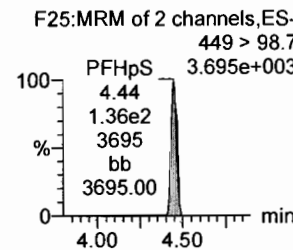
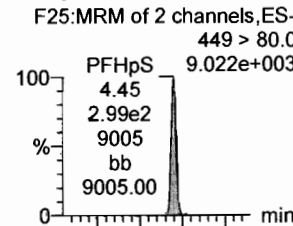
L-PFHxS



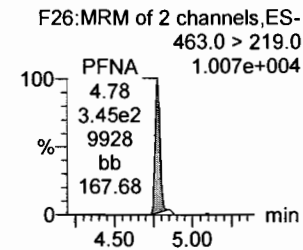
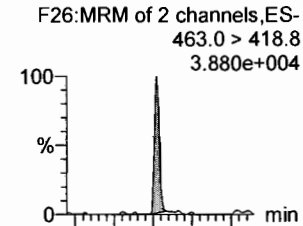
L-PFOA



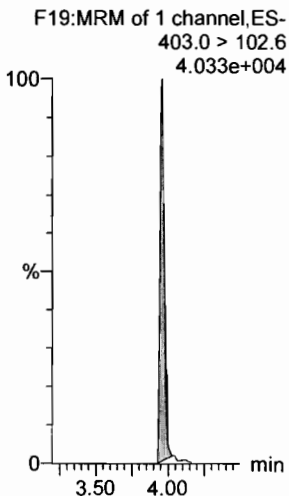
PFHpS



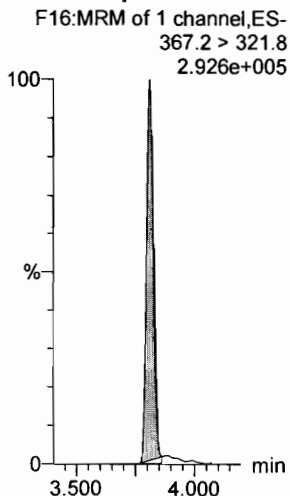
PFNA



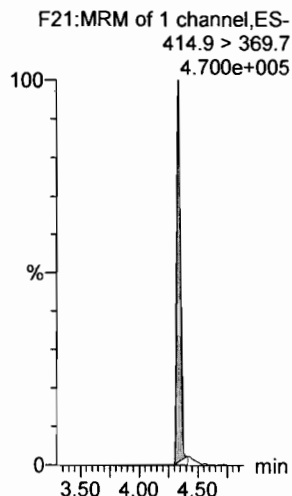
1802-PFHxS



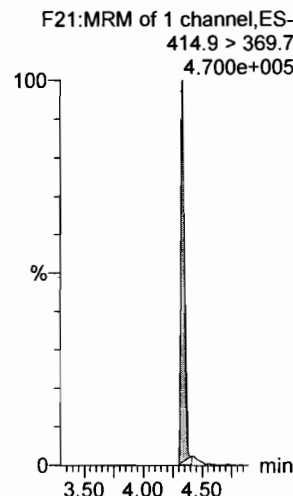
13C4-PFHpA



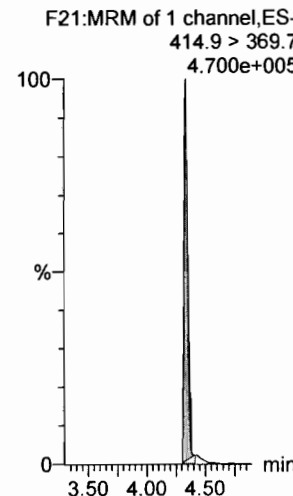
13C2-PFOA



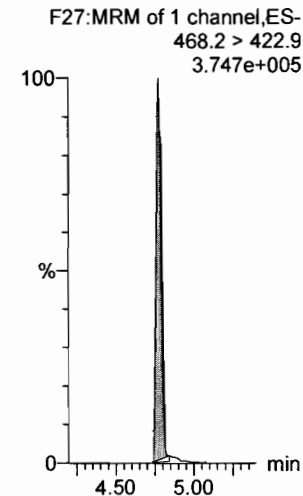
13C2-PFOA



13C2-PFOA



13C5-PFNA



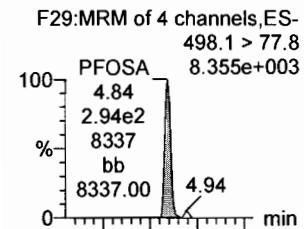
Dataset: Untitled

Last Altered: Thursday, March 01, 2018 12:45:16 Pacific Standard Time

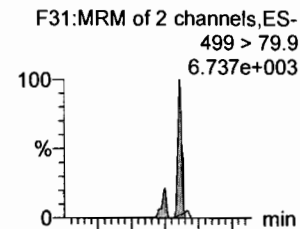
Printed: Thursday, March 01, 2018 12:45:40 Pacific Standard Time

Name: 180228M1_4, Date: 28-Feb-2018, Time: 21:07:44, ID: ST180228M1-3 PFC CS0 18B2314, Description: PFC CS0 18B2314

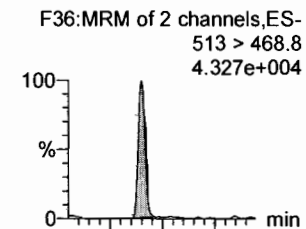
PFOSA



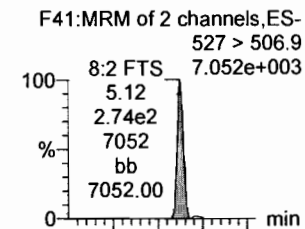
L-PFOS



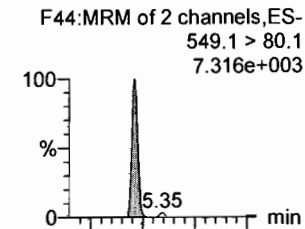
PFDA



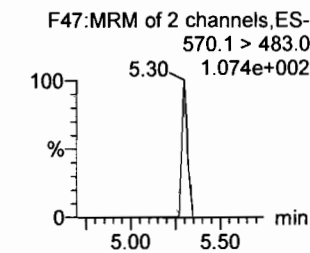
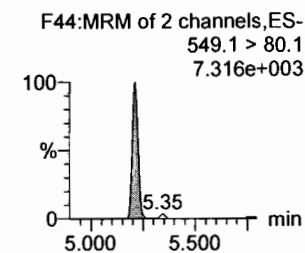
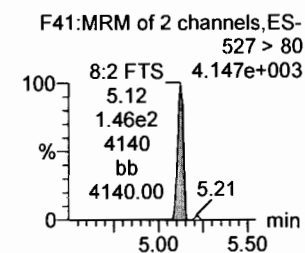
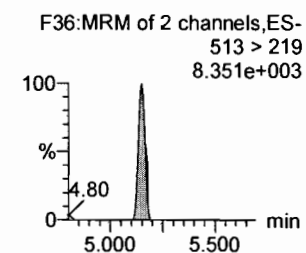
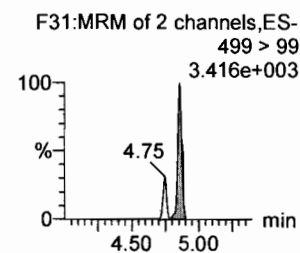
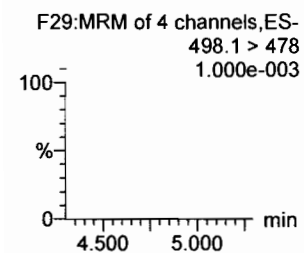
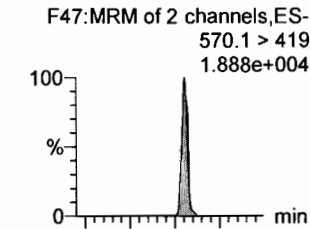
8:2 FTS



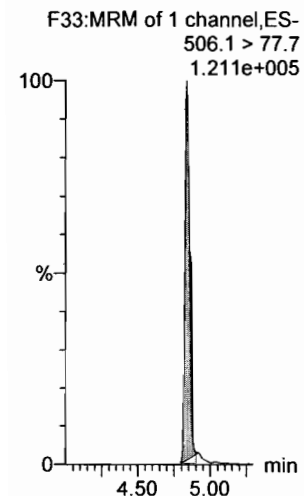
PFNS



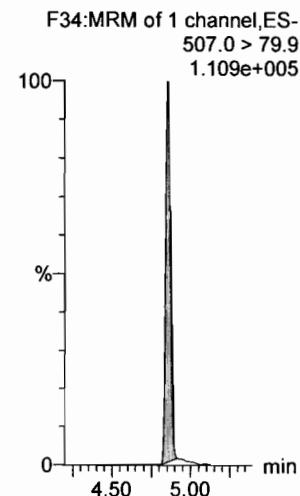
N-MeFOSAA



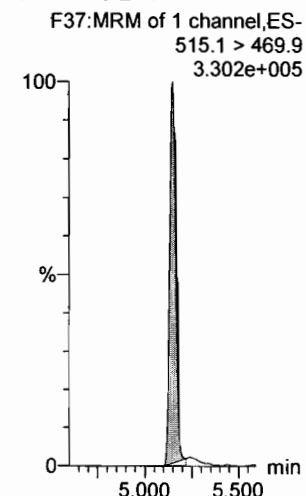
13C8-PFOSA



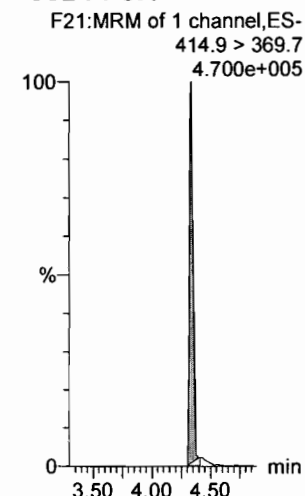
13C8-PFOS



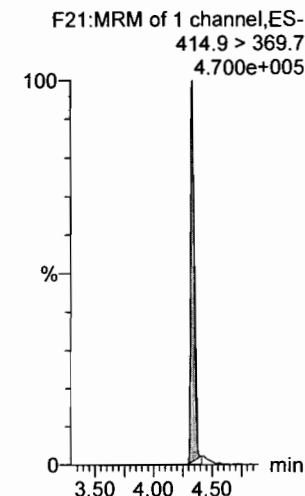
13C2-PFDA



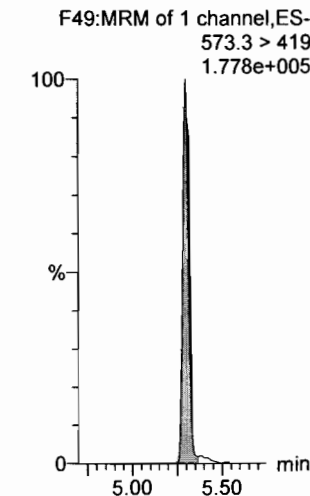
13C2-PFOA



13C2-PFOA



d3-N-MeFOSAA



Dataset: Untitled

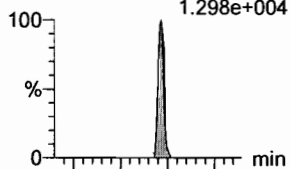
Last Altered: Thursday, March 01, 2018 12:45:16 Pacific Standard Time

Printed: Thursday, March 01, 2018 12:45:40 Pacific Standard Time

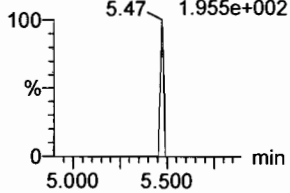
Name: 180228M1_4, Date: 28-Feb-2018, Time: 21:07:44, ID: ST180228M1-3 PFC CS0 18B2314, Description: PFC CS0 18B2314

N-EtFOSAA

F50:MRM of 2 channels,ES-
584.2 > 419
1.298e+004

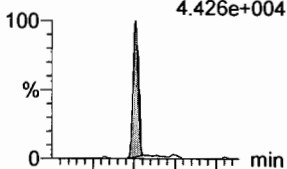


F50:MRM of 2 channels,ES-
584.2 > 483.0
1.955e+002

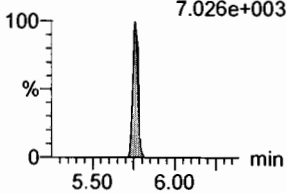


PFDoA

F53:MRM of 4 channels,ES-
612.9 > 569.0
4.426e+004

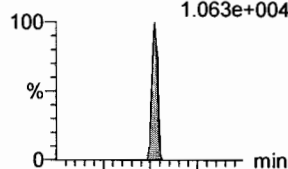


F53:MRM of 4 channels,ES-
612.9 > 318.8
7.026e+003

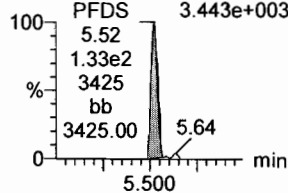


PFDS

F52:MRM of 2 channels,ES-
598.8 > 80
1.063e+004

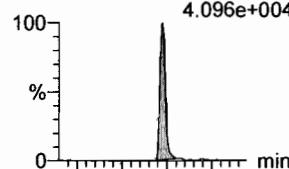


F52:MRM of 2 channels,ES-
598.8 > 98.7
3.443e+003

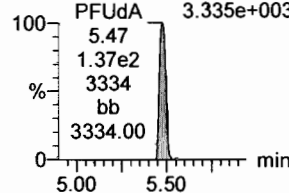


PFUdA

F45:MRM of 2 channels,ES-
563.0 > 518.9
4.096e+004

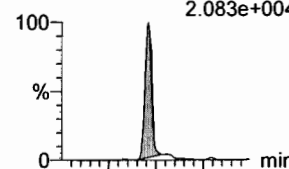


F45:MRM of 2 channels,ES-
563.0 > 269
3.335e+003

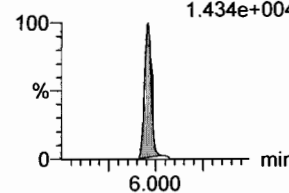


N-MeFOSA

F35:MRM of 2 channels,ES-
512.1 > 168.9
2.083e+004

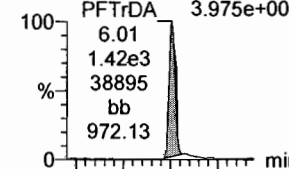


F35:MRM of 2 channels,ES-
512.1 > 219
1.434e+004

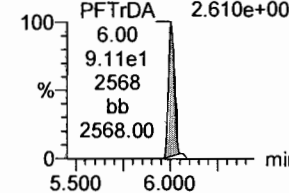


PFTrDA

F59:MRM of 2 channels,ES-
662.9 > 618.9
3.975e+004

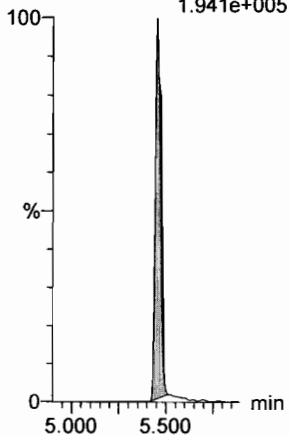


F59:MRM of 2 channels,ES-
662.9 > 319
2.610e+003



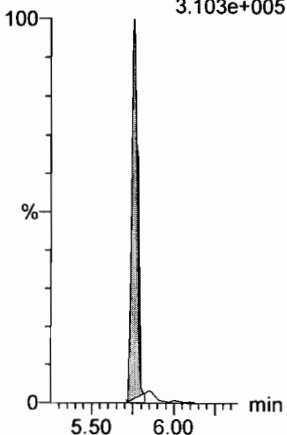
d5-N-EtFOSAA

F51:MRM of 1 channel,ES-
589.3 > 419
1.941e+005



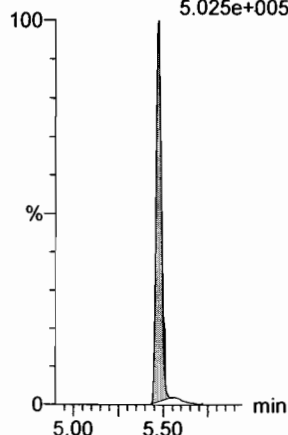
13C2-PFDoA

F54:MRM of 2 channels,ES-
615.0 > 569.7
3.103e+005



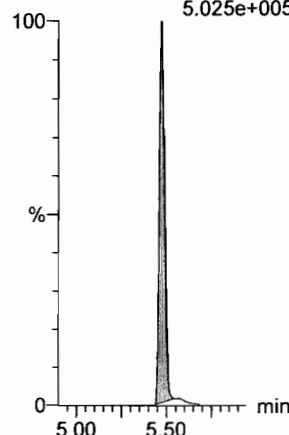
13C2-PFUdA

F46:MRM of 1 channel,ES-
565 > 519.8
5.025e+005



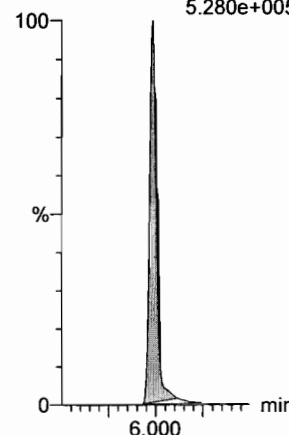
13C2-PFUdA

F46:MRM of 1 channel,ES-
565 > 519.8
5.025e+005



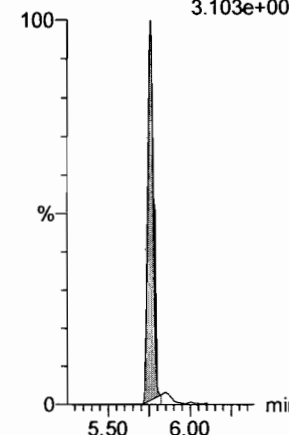
d3-N-MeFOSA

F38:MRM of 1 channel,ES-
515.2 > 168.9
5.280e+005



13C2-PFDoA

F54:MRM of 2 channels,ES-
615.0 > 569.7
3.103e+005



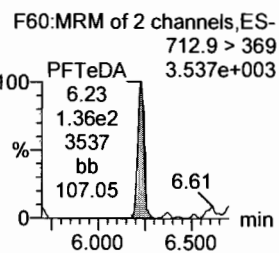
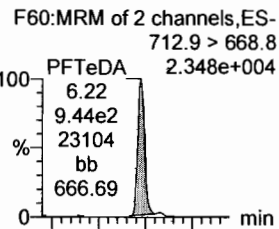
Dataset: Untitled

Last Altered: Thursday, March 01, 2018 12:45:16 Pacific Standard Time

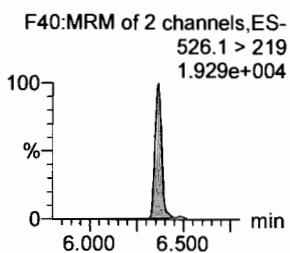
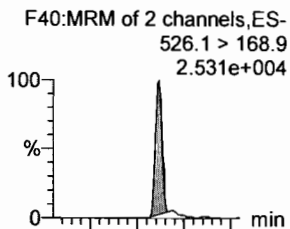
Printed: Thursday, March 01, 2018 12:45:40 Pacific Standard Time

Name: 180228M1_4, Date: 28-Feb-2018, Time: 21:07:44, ID: ST180228M1-3 PFC CS0 18B2314, Description: PFC CS0 18B2314

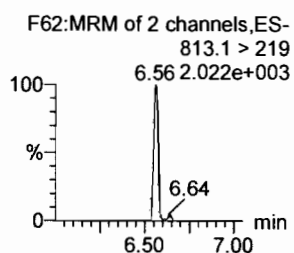
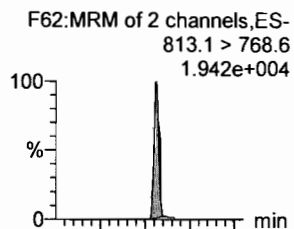
PFTeDA




N-EtFOSA




PFHxDA



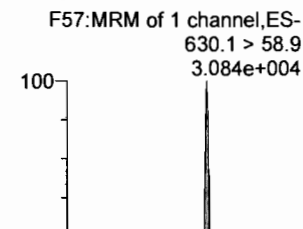
PFODA



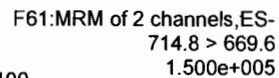
N-MeFOSE



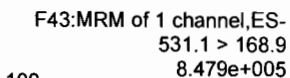
N-EtFOSE



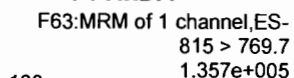
13C2-PFTeDA



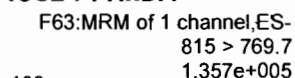
d5-N-ETFOSA



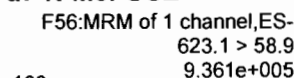
13C2-PFHxDA



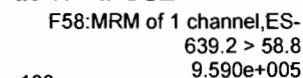
13C2-PFHxDA



d7-N-MeFOSE



d9-N-EtFOSE



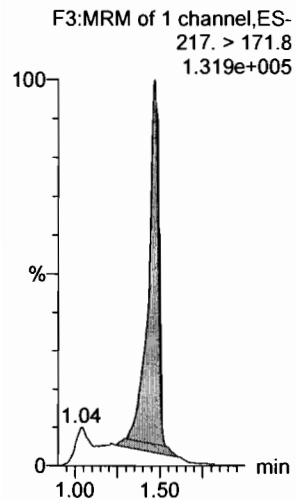
Dataset: Untitled

Last Altered: Thursday, March 01, 2018 12:45:16 Pacific Standard Time

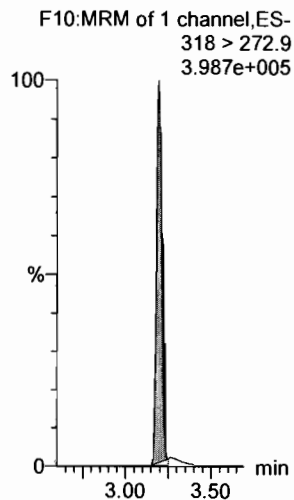
Printed: Thursday, March 01, 2018 12:45:40 Pacific Standard Time

Name: 180228M1_4, Date: 28-Feb-2018, Time: 21:07:44, ID: ST180228M1-3 PFC CS0 18B2314, Description: PFC CS0 18B2314

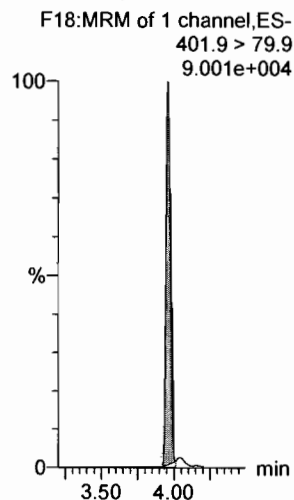
13C4-PFBA



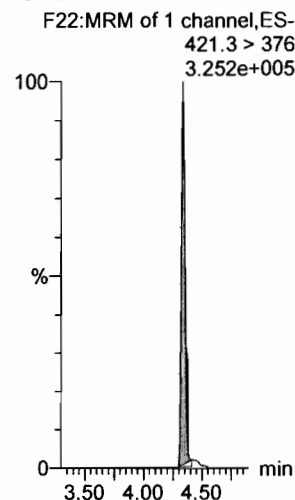
13C5-PFHxA




13C3-PFHxS



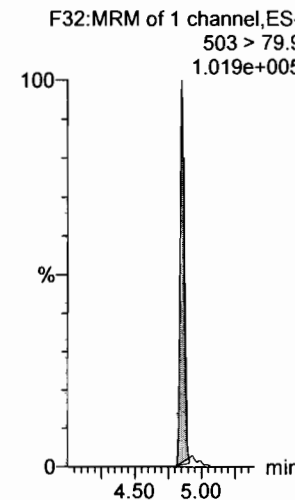
13C8-PFOA



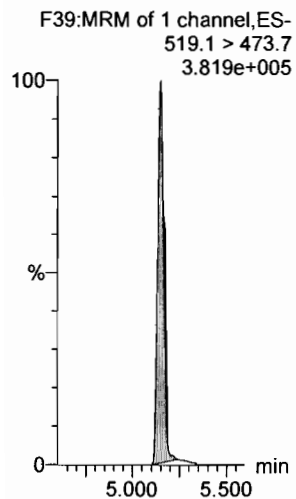
13C9-PFNA




13C4-PFOS



13C6-PFDA



13C7-PFUdA



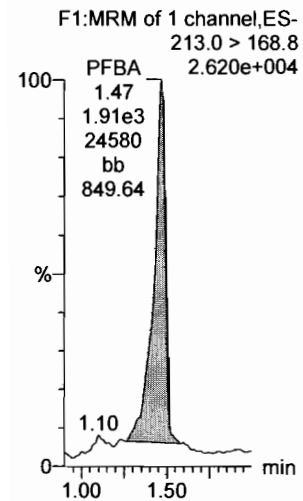
Dataset: Untitled

Last Altered: Thursday, March 01, 2018 12:45:16 Pacific Standard Time

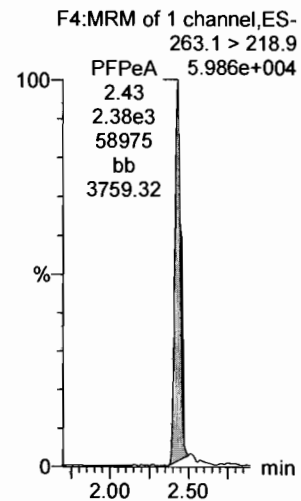
Printed: Thursday, March 01, 2018 12:45:40 Pacific Standard Time

Name: 180228M1_5, Date: 28-Feb-2018, Time: 21:19:13, ID: ST180228M1-4 PFC CS1 18B2315, Description: PFC CS1 18B2315

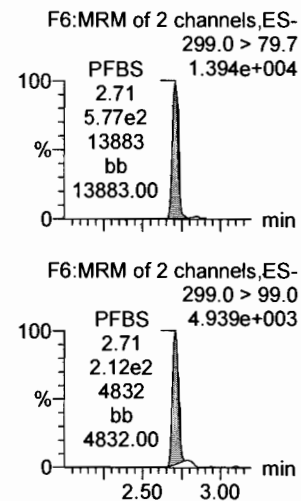
PFBA



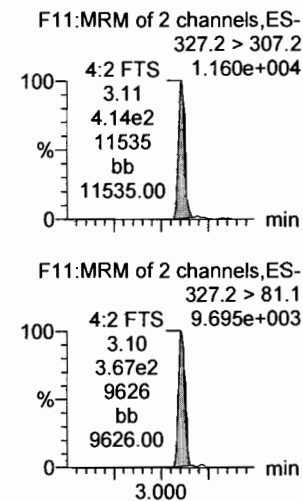
PFPeA



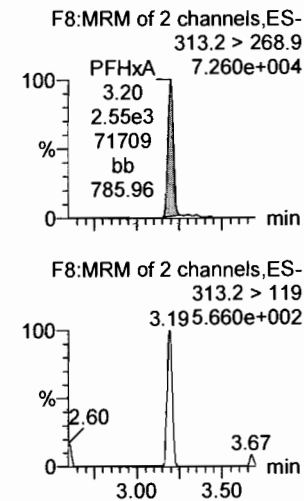
PFBS



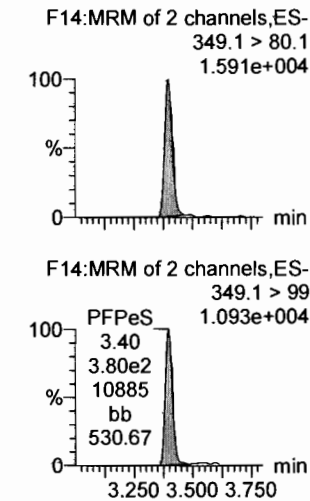
4:2 FTS



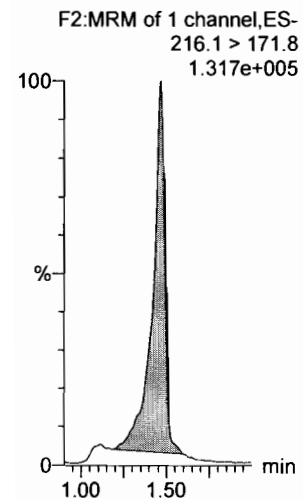
PFHxA



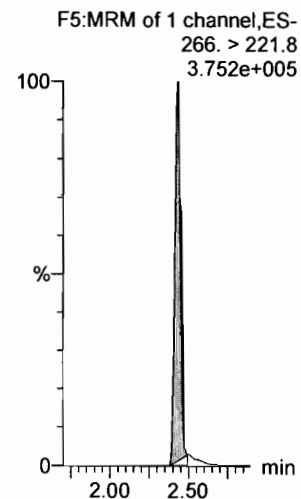
PFPeS



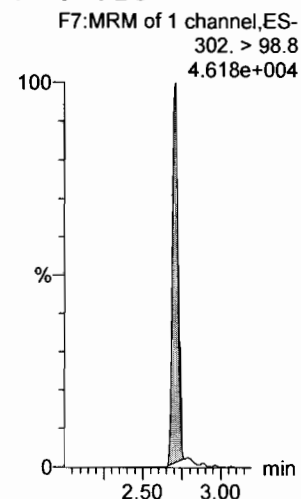
13C3-PFBA



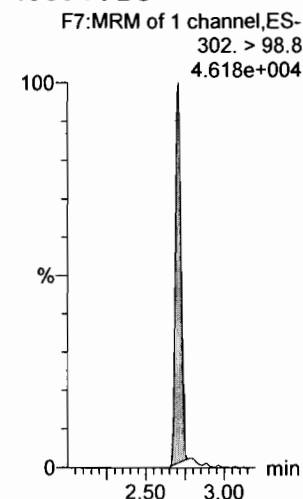
13C3-PFPeA



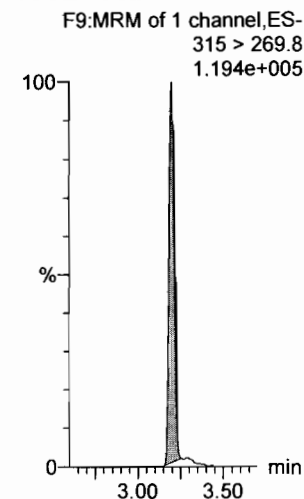
13C3-PFBS



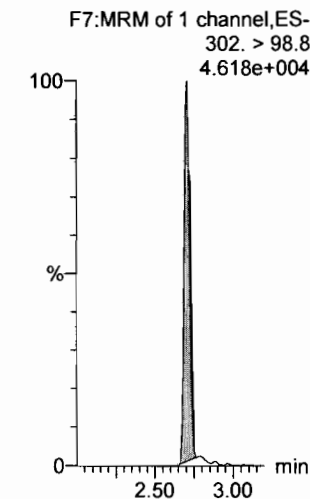
13C3-PFBS



13C2-PFHxA



13C3-PFBS



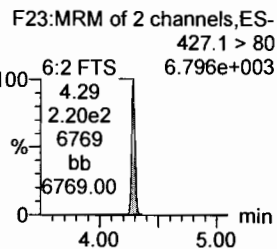
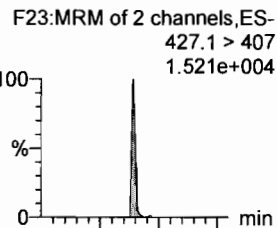
Dataset: Untitled

Last Altered: Thursday, March 01, 2018 12:45:16 Pacific Standard Time

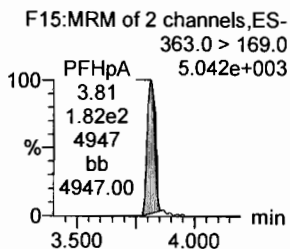
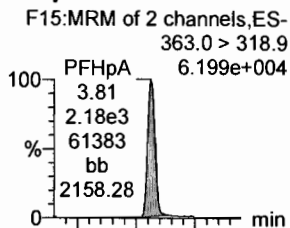
Printed: Thursday, March 01, 2018 12:45:40 Pacific Standard Time

Name: 180228M1_5, Date: 28-Feb-2018, Time: 21:19:13, ID: ST180228M1-4 PFC CS1 18B2315, Description: PFC CS1 18B2315

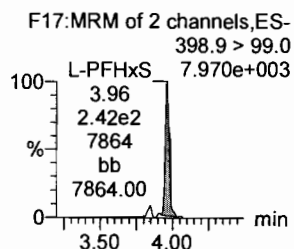
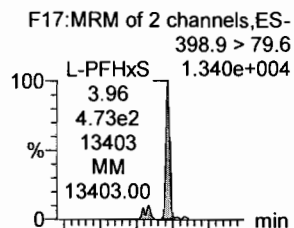
6:2 FTS



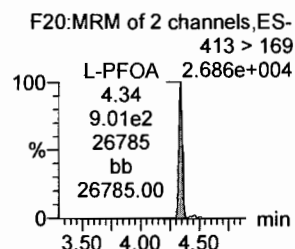
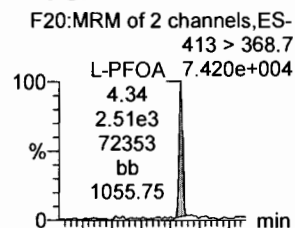
PFHpA



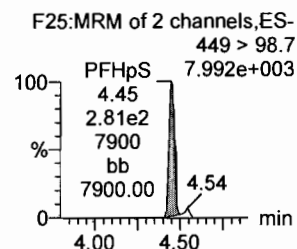
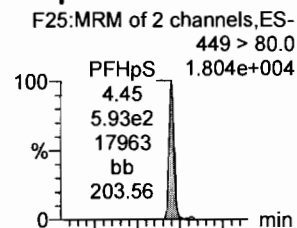
L-PFHxS



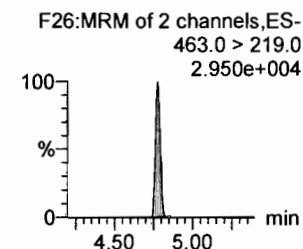
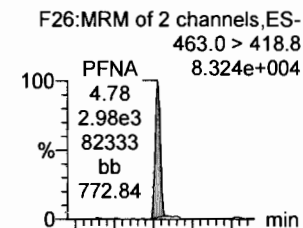
L-PFOA




PFHpS



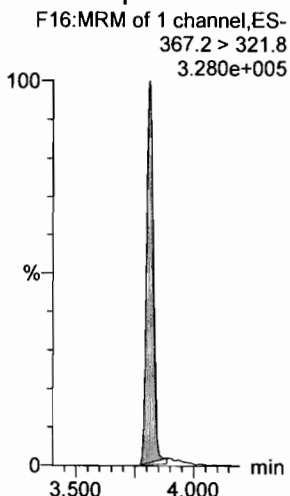
PFNA



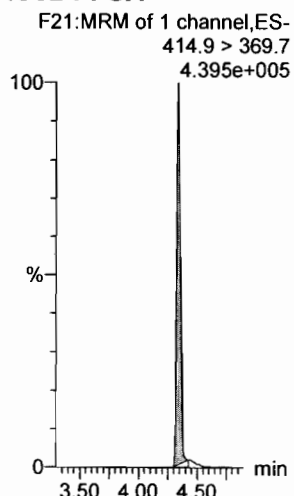
1802-PFHxS




13C4-PFHpA



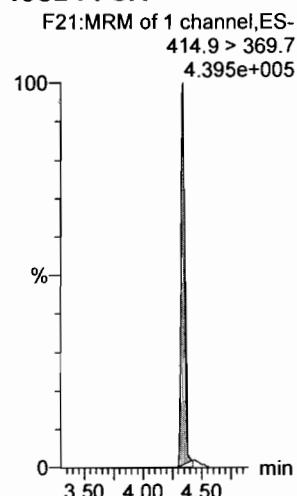
13C2-PFOA



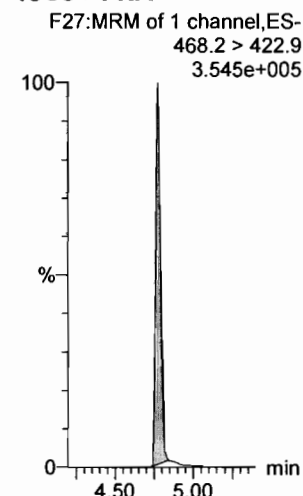
13C2-PFOA



13C2-PFOA



13C5-PFNA



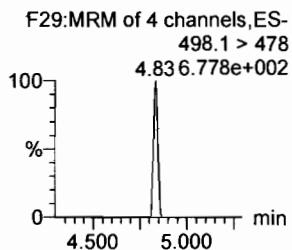
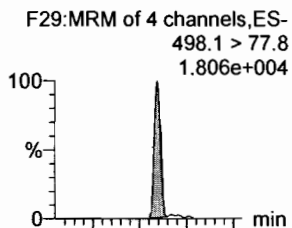
Dataset: Untitled

Last Altered: Thursday, March 01, 2018 12:45:16 Pacific Standard Time

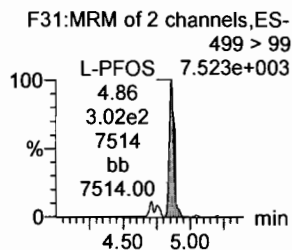
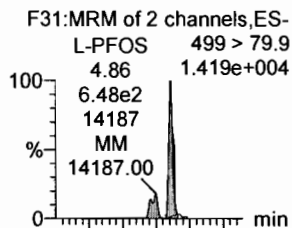
Printed: Thursday, March 01, 2018 12:45:40 Pacific Standard Time

Name: 180228M1_5, Date: 28-Feb-2018, Time: 21:19:13, ID: ST180228M1-4 PFC CS1 18B2315, Description: PFC CS1 18B2315

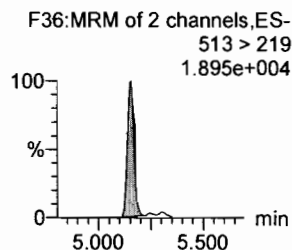
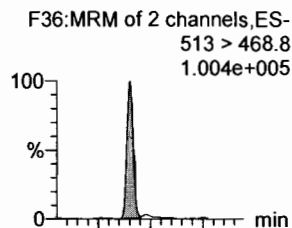
PFOSA



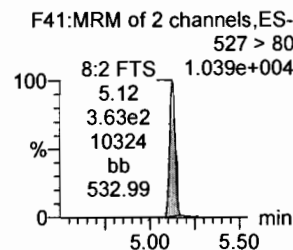
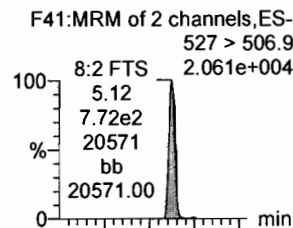
L-PFOS



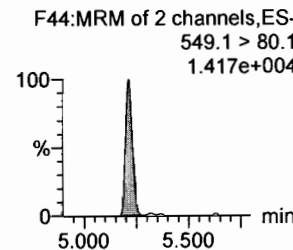
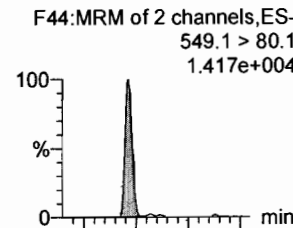
PFDA



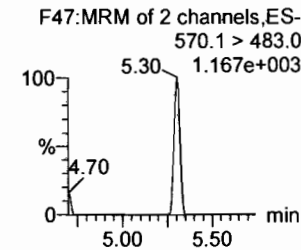
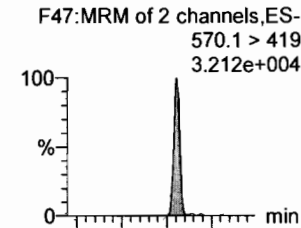
8:2 FTS




PFNS



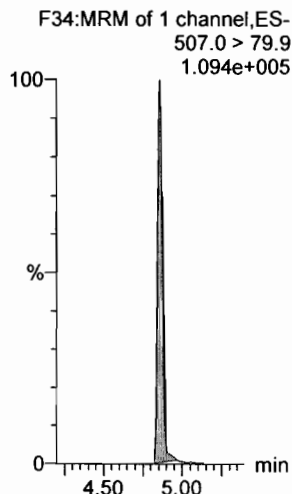
N-MeFOSAA



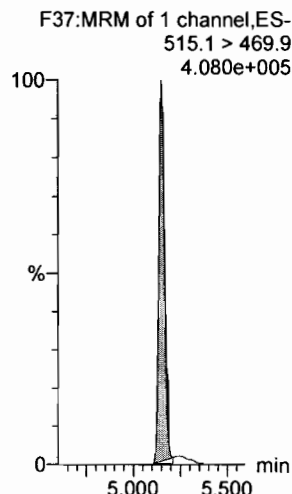
13C8-PFOSA



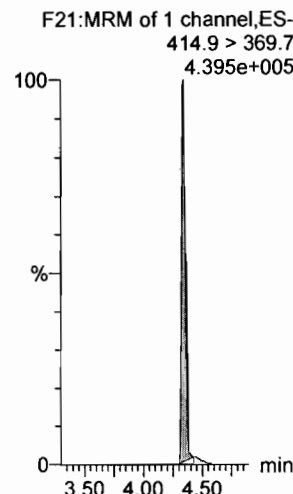
13C8-PFOS



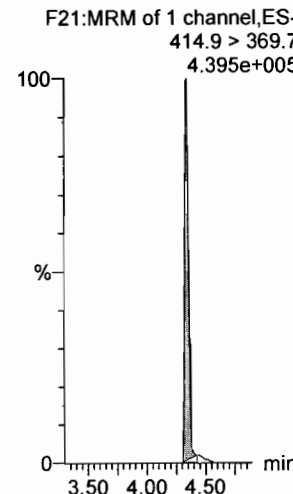
13C2-PFDA



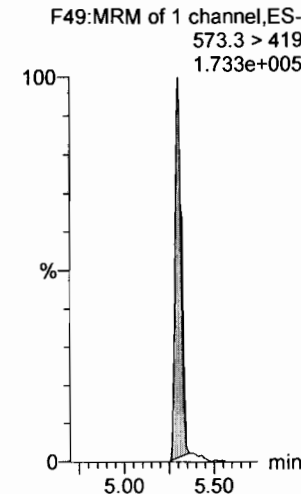
13C2-PFOA



13C2-PFOA



d3-N-MeFOSAA



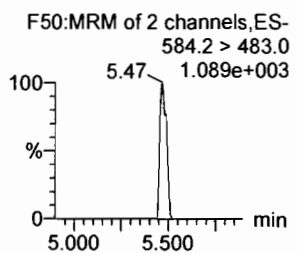
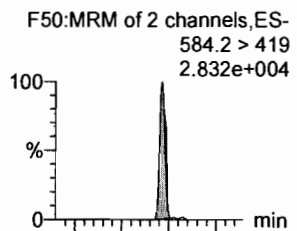
Dataset: Untitled

Last Altered: Thursday, March 01, 2018 12:45:16 Pacific Standard Time

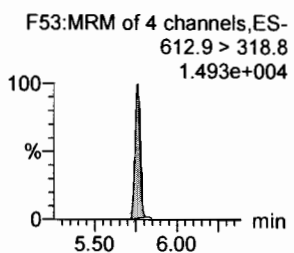
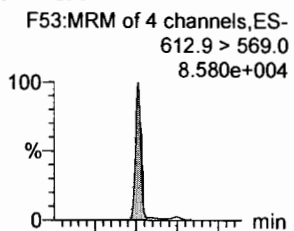
Printed: Thursday, March 01, 2018 12:45:40 Pacific Standard Time

Name: 180228M1_5, Date: 28-Feb-2018, Time: 21:19:13, ID: ST180228M1-4 PFC CS1 18B2315, Description: PFC CS1 18B2315

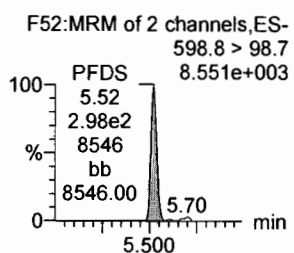
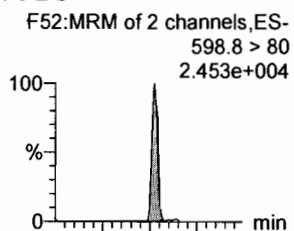
N-EtFOSAA



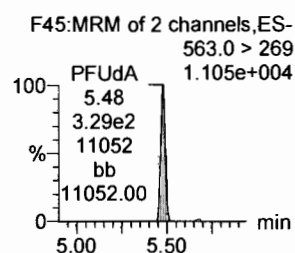
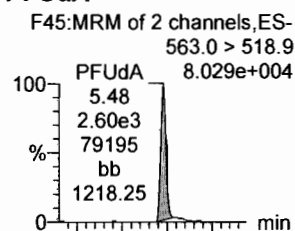
PFDoA



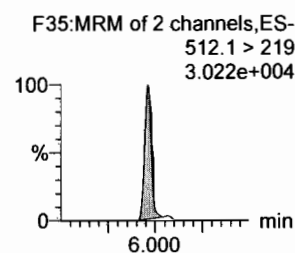
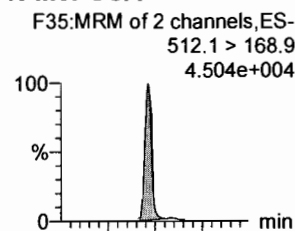
PFDS



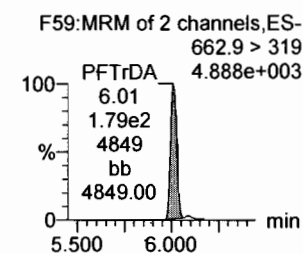
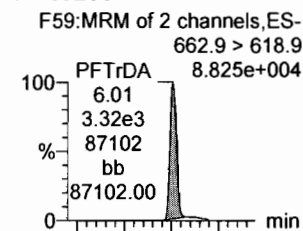
PFUdA



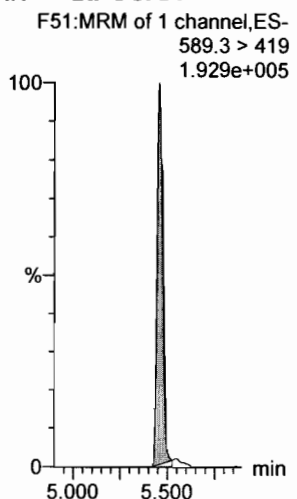
N-MeFOSA



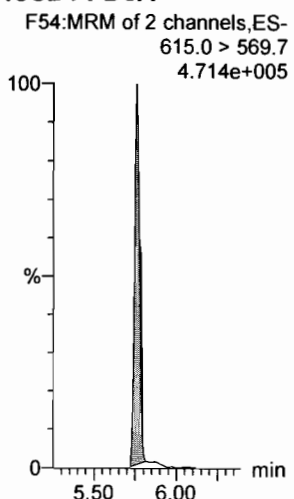
PFTrDA



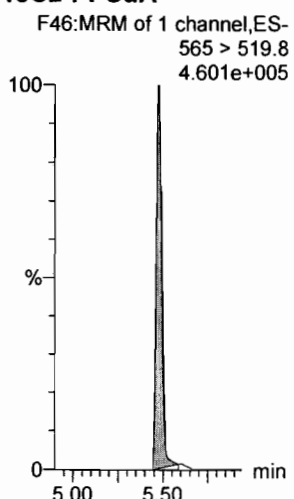
d5-N-EtFOSAA



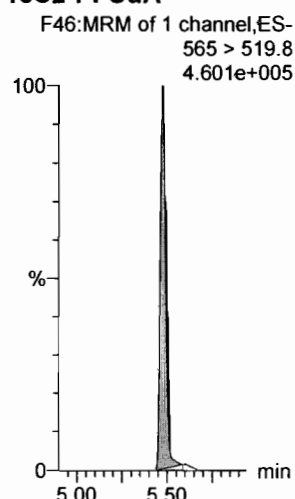
13C2-PFDoA



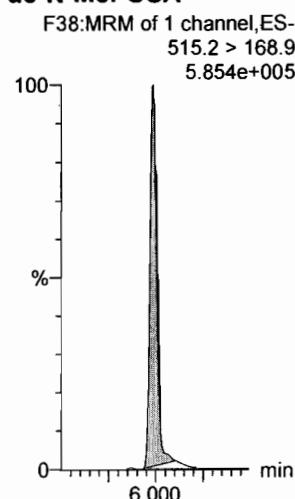
13C2-PFUdA



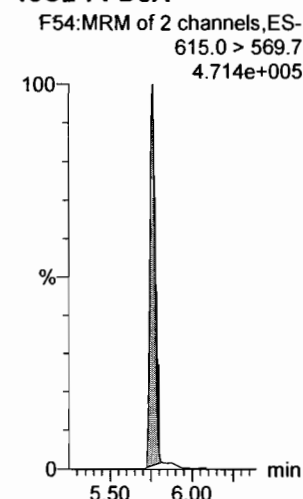
13C2-PFUdA



d3-N-MeFOSA



13C2-PFDoA



Dataset: Untitled

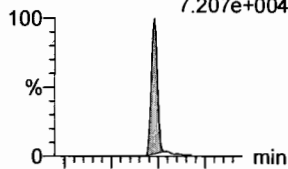
Last Altered: Thursday, March 01, 2018 12:45:16 Pacific Standard Time

Printed: Thursday, March 01, 2018 12:45:40 Pacific Standard Time

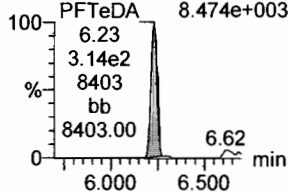
Name: 180228M1_5, Date: 28-Feb-2018, Time: 21:19:13, ID: ST180228M1-4 PFC CS1 18B2315, Description: PFC CS1 18B2315

PFTeDA

F60:MRM of 2 channels,ES-
712.9 > 668.8
7.207e+004

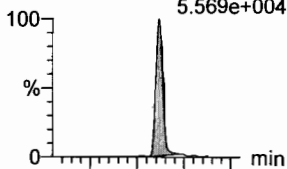


F60:MRM of 2 channels,ES-
712.9 > 369
8.474e+003

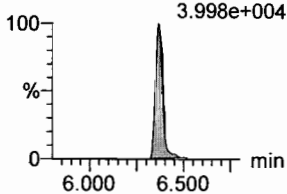


N-EtFOSA

F40:MRM of 2 channels,ES-
526.1 > 168.9
5.569e+004

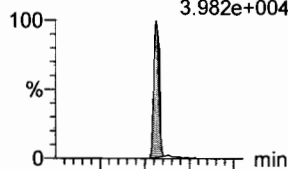


F40:MRM of 2 channels,ES-
526.1 > 219
3.998e+004

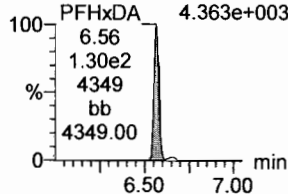


PFHxDA

F62:MRM of 2 channels,ES-
813.1 > 768.6
3.982e+004




F62:MRM of 2 channels,ES-
813.1 > 219
4.363e+003



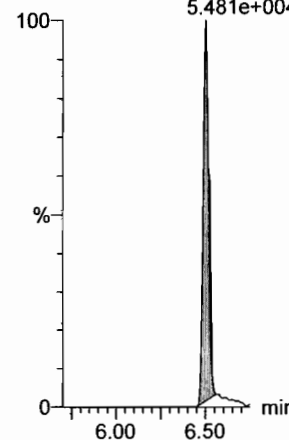
PFODA

F64:MRM of 1 channel,ES-
913.1 > 868.8
5.473e+004



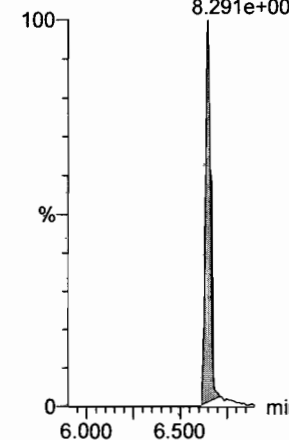
N-MeFOSE

F55:MRM of 1 channel,ES-
616.1 > 58.9
5.481e+004



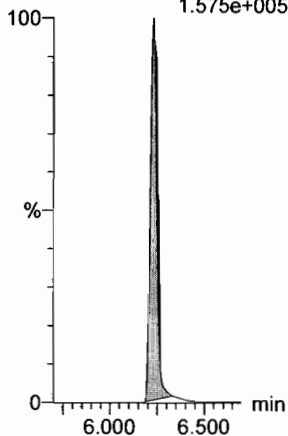
N-EtFOSE

F57:MRM of 1 channel,ES-
630.1 > 58.9
8.291e+004




13C2-PFTeDA

F61:MRM of 2 channels,ES-
714.8 > 669.6
1.575e+005




d5-N-ETFOSA

F43:MRM of 1 channel,ES-
531.1 > 168.9
9.299e+005



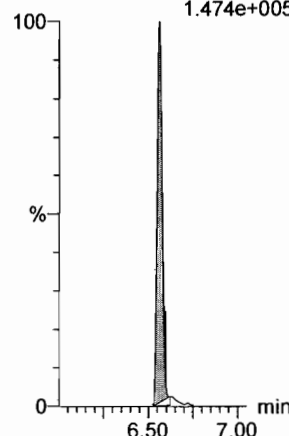
13C2-PFHxDA

F63:MRM of 1 channel,ES-
815 > 769.7
1.474e+005



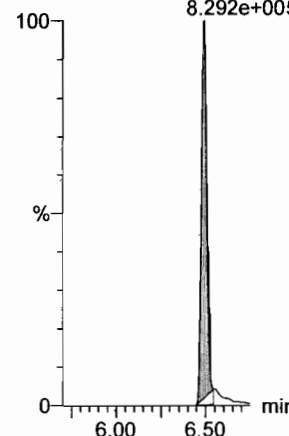
13C2-PFHxDA

F63:MRM of 1 channel,ES-
815 > 769.7
1.474e+005



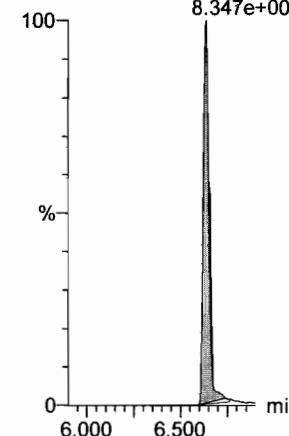
d7-N-MeFOSE

F56:MRM of 1 channel,ES-
623.1 > 58.9
8.292e+005



d9-N-EtFOSE

F58:MRM of 1 channel,ES-
639.2 > 58.8
8.347e+005



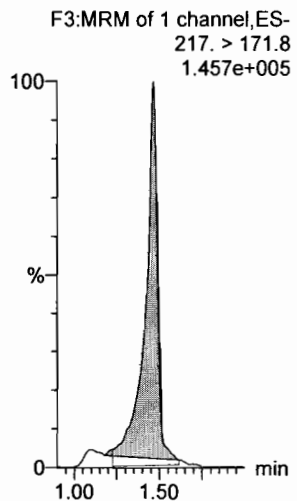
Dataset: Untitled

Last Altered: Thursday, March 01, 2018 12:45:16 Pacific Standard Time

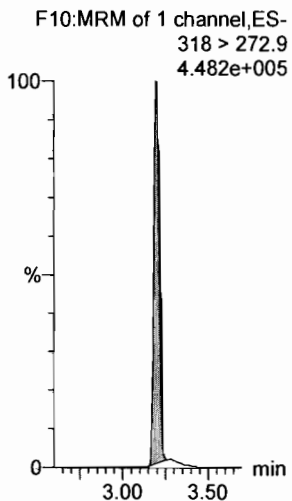
Printed: Thursday, March 01, 2018 12:45:40 Pacific Standard Time

Name: 180228M1_5, Date: 28-Feb-2018, Time: 21:19:13, ID: ST180228M1-4 PFC CS1 18B2315, Description: PFC CS1 18B2315

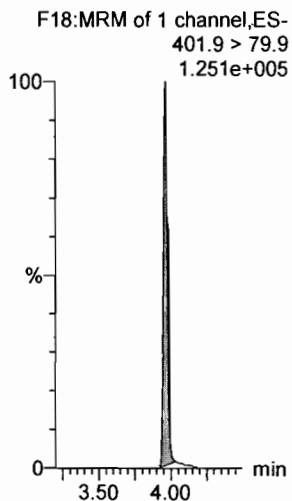
13C4-PFBA



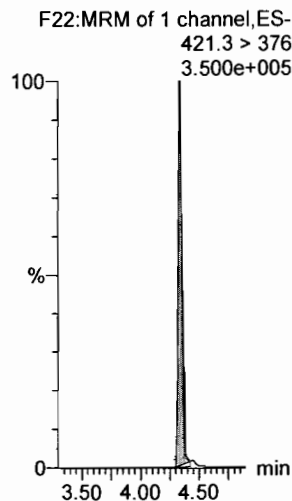
13C5-PFHxA



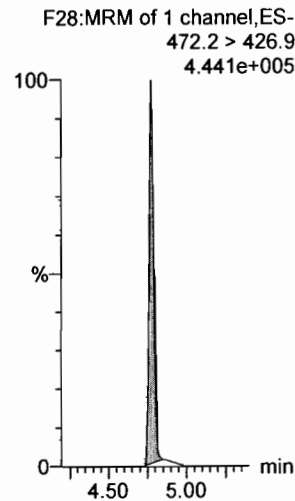
13C3-PFHxS




13C8-PFOA



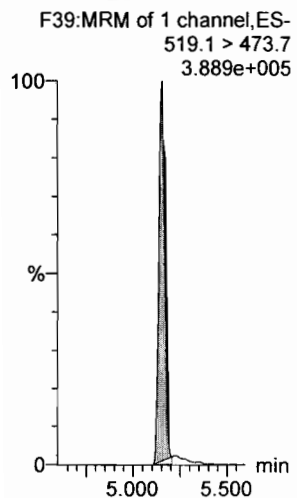
13C9-PFNA



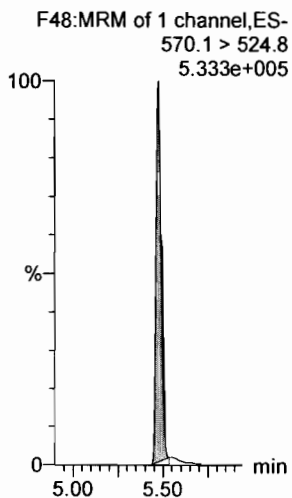
13C4-PFOS



13C6-PFDA



13C7-PFUdA



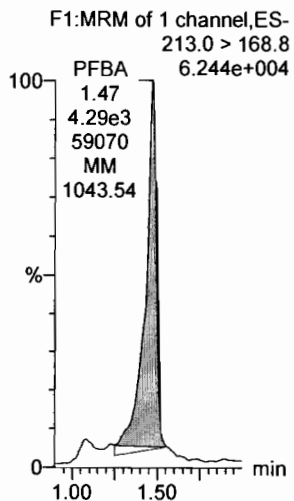
Dataset: Untitled

Last Altered: Thursday, March 01, 2018 12:45:16 Pacific Standard Time

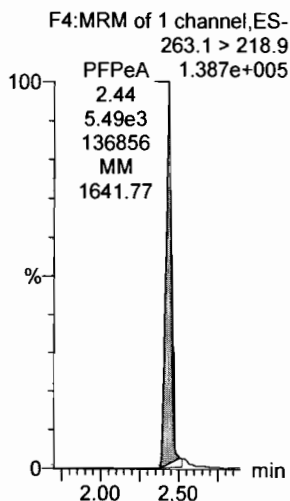
Printed: Thursday, March 01, 2018 12:45:40 Pacific Standard Time

Name: 180228M1_6, Date: 28-Feb-2018, Time: 21:30:43, ID: ST180228M1-5 PFC CS2 18B2316, Description: PFC CS2 18B2316

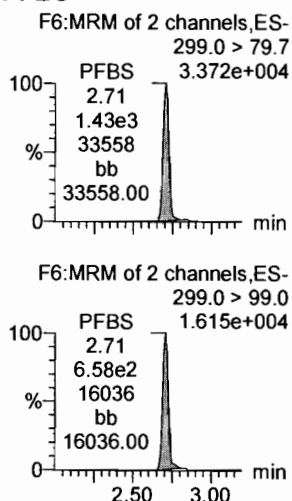
PFBA



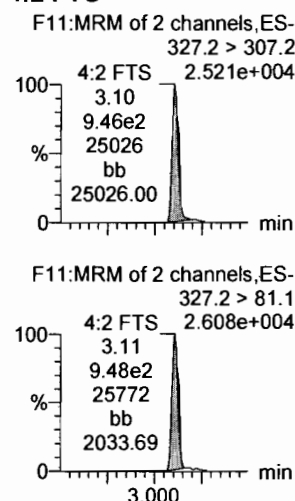
PFPeA



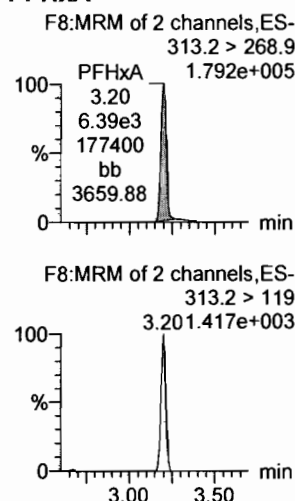
PFBS



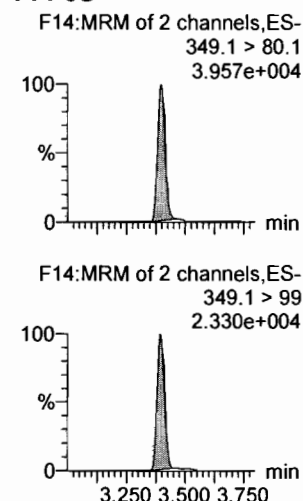
4:2 FTS



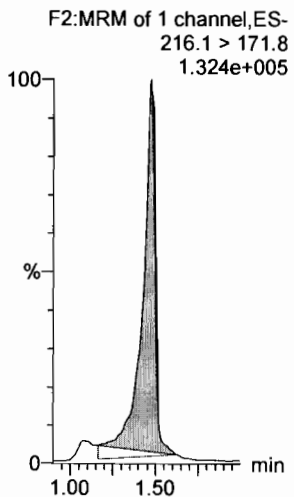
PFHxA



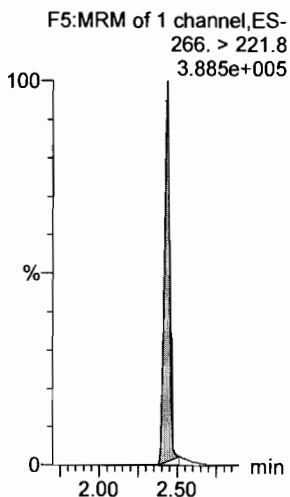
PFPeS



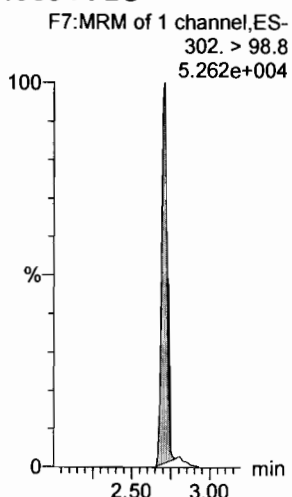
13C3-PFBA



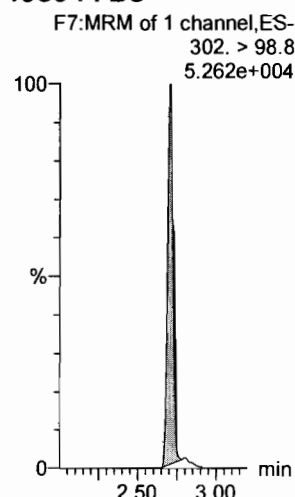
13C3-PFPeA



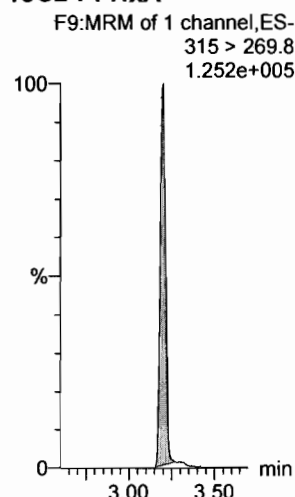
13C3-PFBS



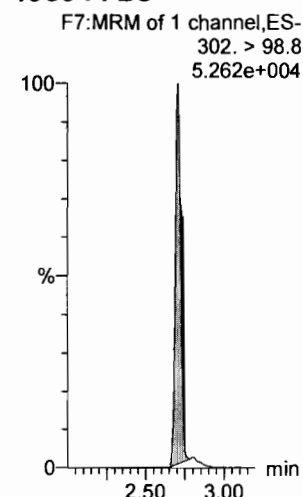
13C3-PFBS



13C2-PFHxA



13C3-PFBS



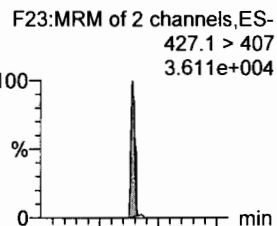
Dataset: Untitled

Last Altered: Thursday, March 01, 2018 12:45:16 Pacific Standard Time

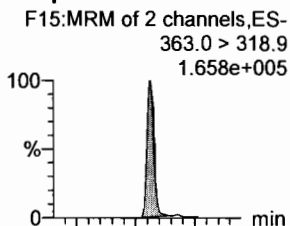
Printed: Thursday, March 01, 2018 12:45:40 Pacific Standard Time

Name: 180228M1_6, Date: 28-Feb-2018, Time: 21:30:43, ID: ST180228M1-5 PFC CS2 18B2316, Description: PFC CS2 18B2316

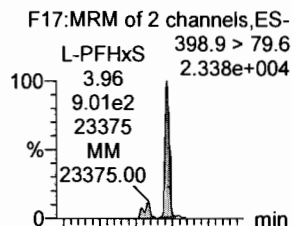
6:2 FTS



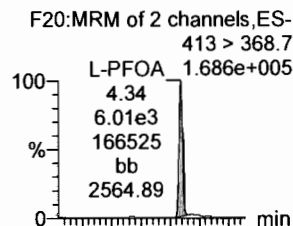
PFHpA



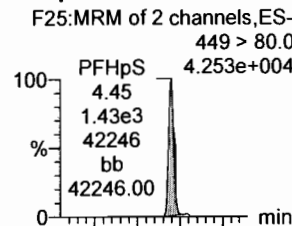
L-PFHxS



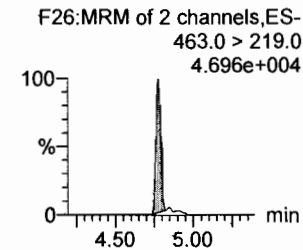
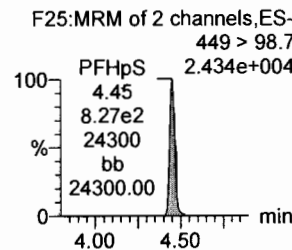
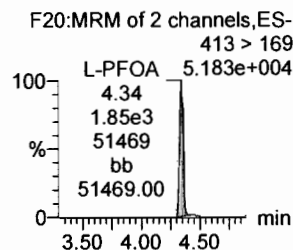
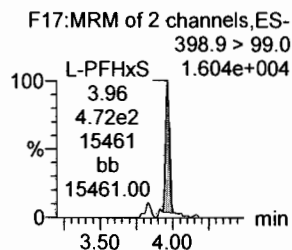
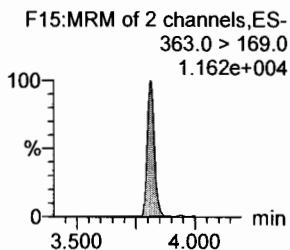
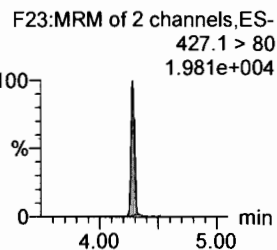
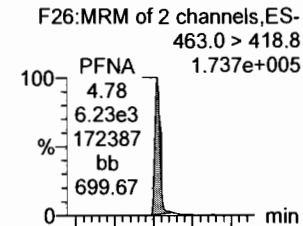
L-PFOA




PFHpS



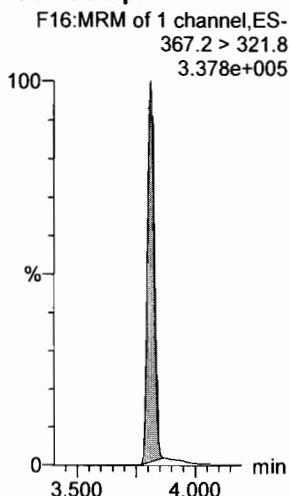
PFNA



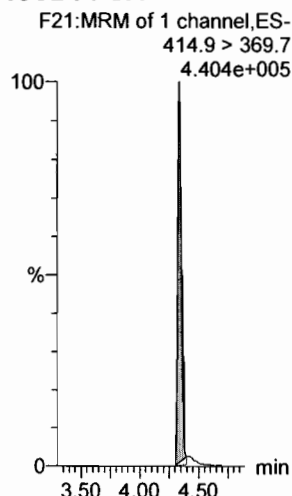
1802-PFHxS



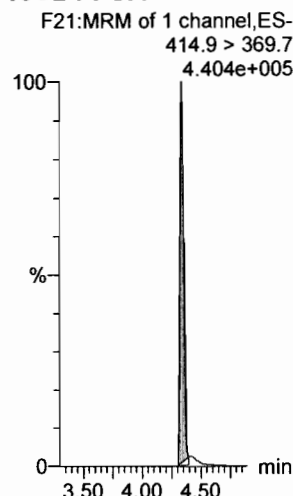
13C4-PFHpA



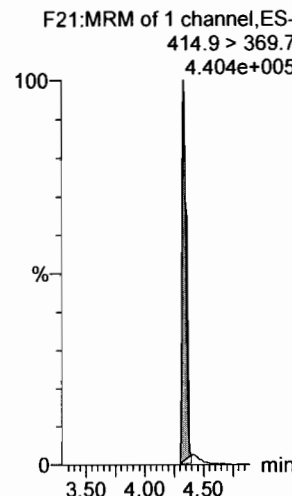
13C2-PFOA



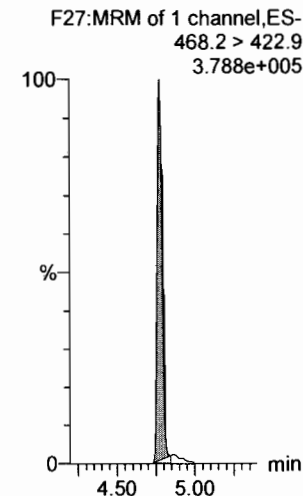
13C2-PFOA



13C2-PFOA



13C5-PFNA



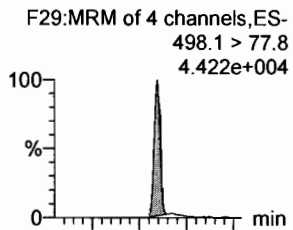
Dataset: Untitled

Last Altered: Thursday, March 01, 2018 12:45:16 Pacific Standard Time

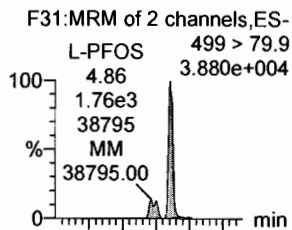
Printed: Thursday, March 01, 2018 12:45:40 Pacific Standard Time

Name: 180228M1_6, Date: 28-Feb-2018, Time: 21:30:43, ID: ST180228M1-5 PFC CS2 18B2316, Description: PFC CS2 18B2316

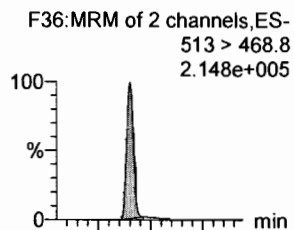
PFOSA



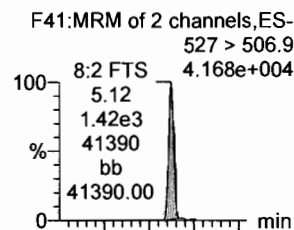
L-PFOS



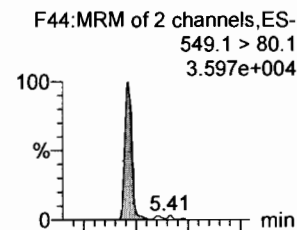
PFDA



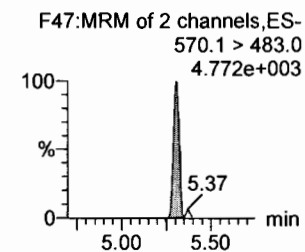
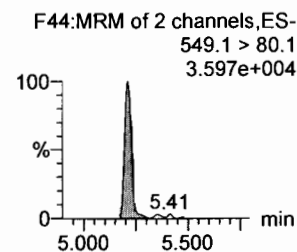
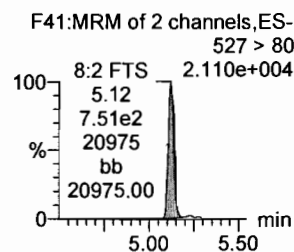
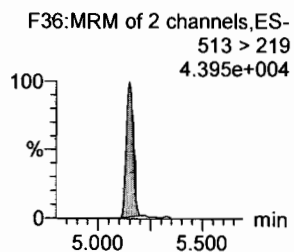
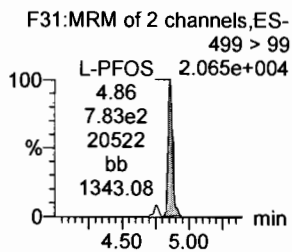
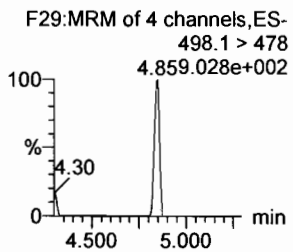
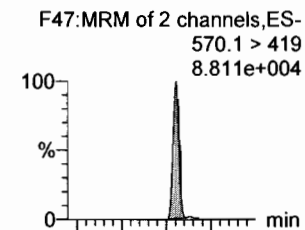
8:2 FTS



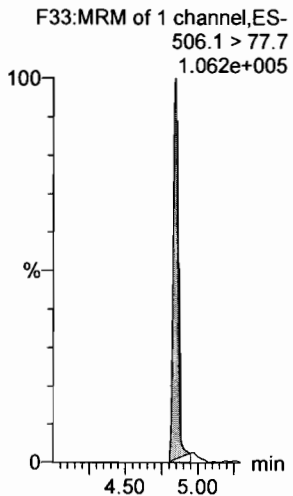
PFNS



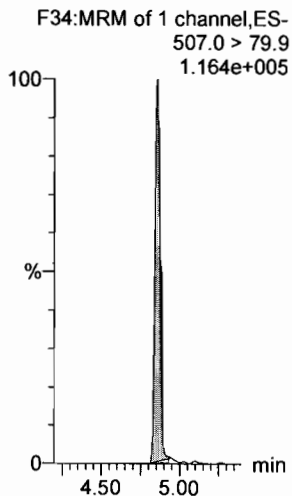
N-MeFOSAA



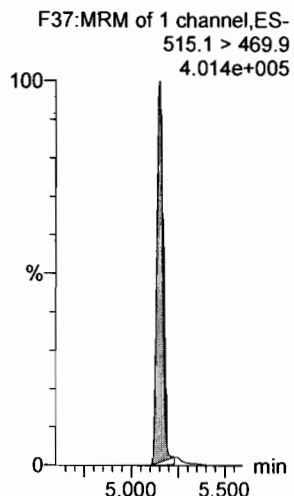
13C8-PFOA



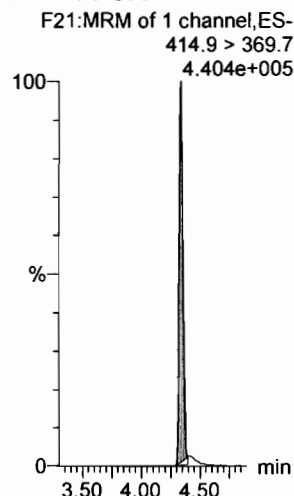
13C8-PFOS



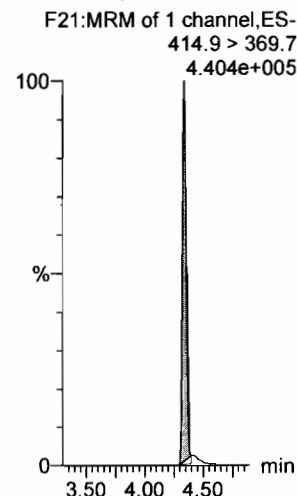
13C2-PFDA



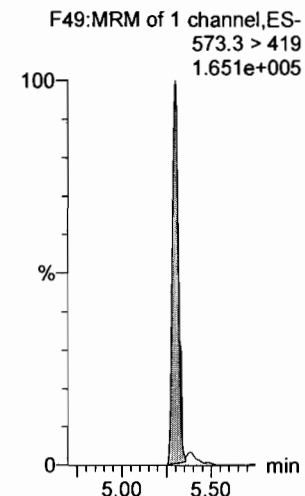
13C2-PFOA



13C2-PFOA



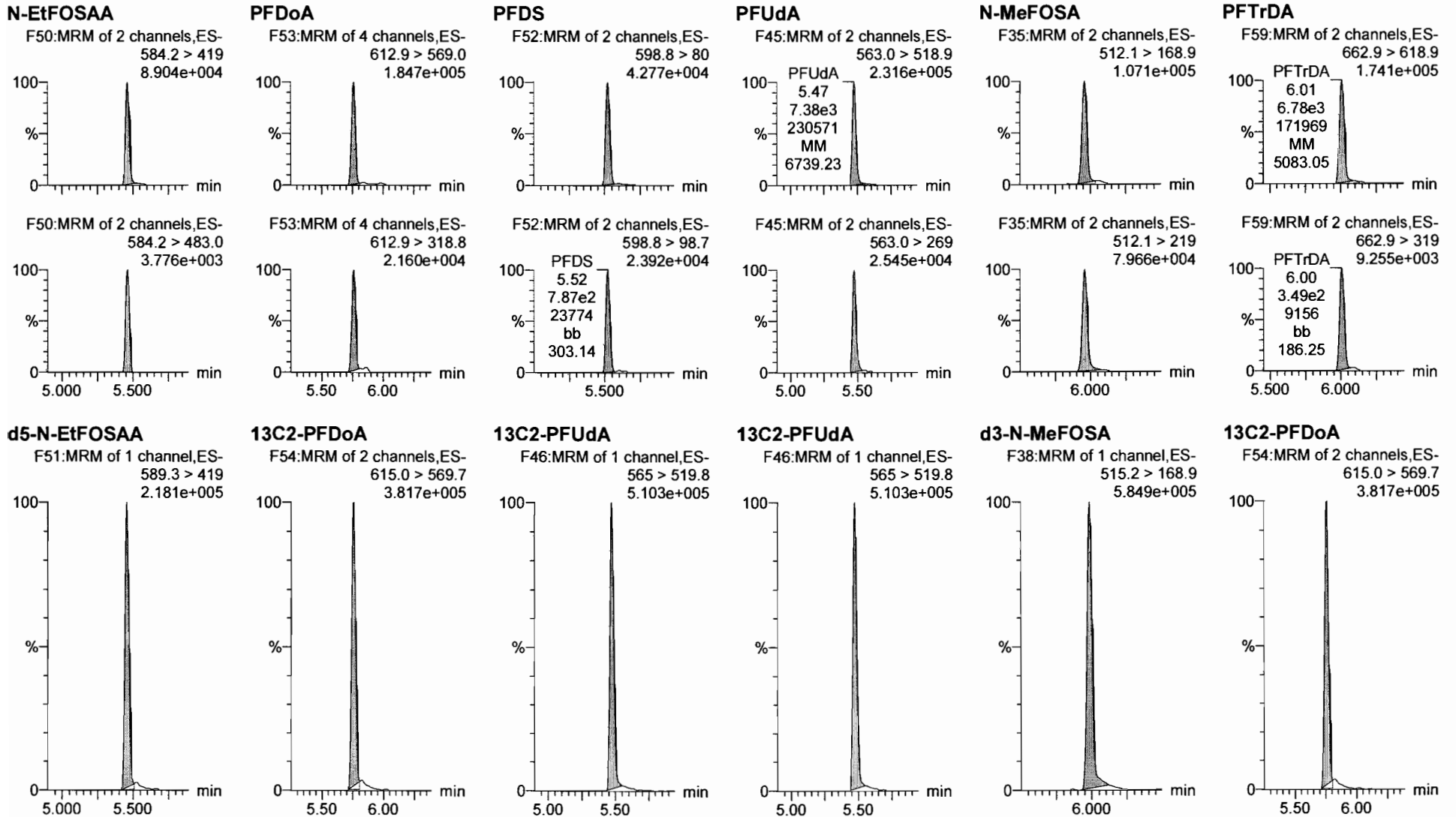
d3-N-MeFOSAA



Dataset: Untitled

Last Altered: Thursday, March 01, 2018 12:45:16 Pacific Standard Time
Printed: Thursday, March 01, 2018 12:45:40 Pacific Standard Time

Name: 180228M1_6, Date: 28-Feb-2018, Time: 21:30:43, ID: ST180228M1-5 PFC CS2 18B2316, Description: PFC CS2 18B2316



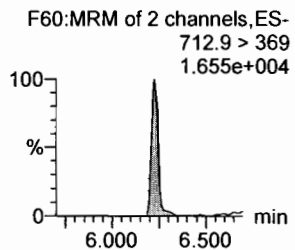
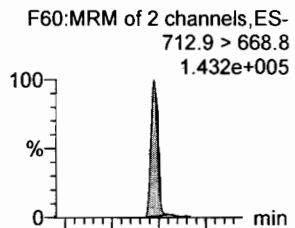
Dataset: Untitled

Last Altered: Thursday, March 01, 2018 12:45:16 Pacific Standard Time

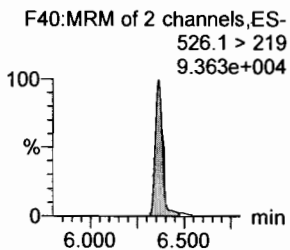
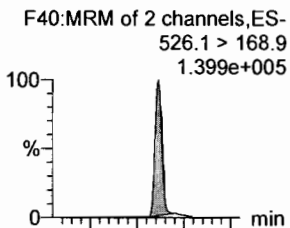
Printed: Thursday, March 01, 2018 12:45:40 Pacific Standard Time

Name: 180228M1_6, Date: 28-Feb-2018, Time: 21:30:43, ID: ST180228M1-5 PFC CS2 18B2316, Description: PFC CS2 18B2316

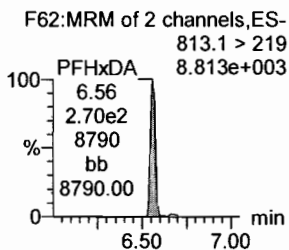
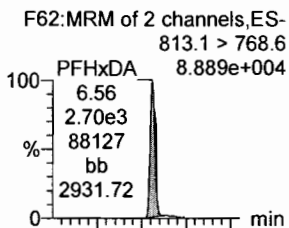
PFTeDA




N-EtFOSA



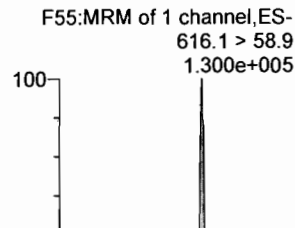
PFHxDA



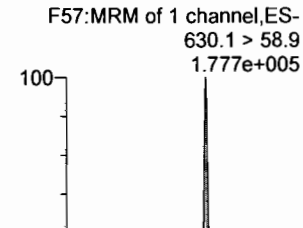
PFODA



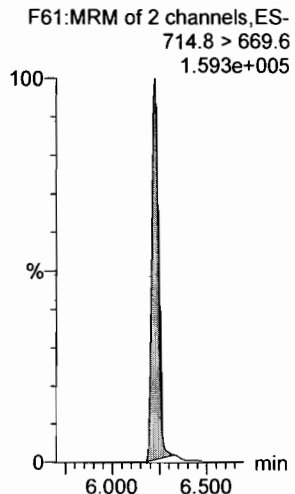
N-MeFOSE



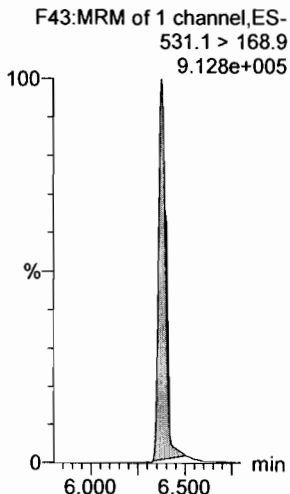
N-EtFOSE



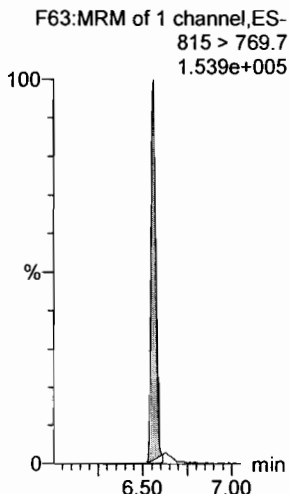
13C2-PFTeDA



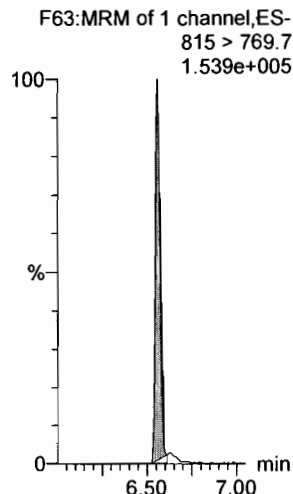
d5-N-ETFOSA



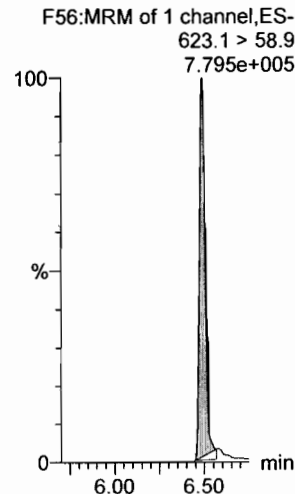
13C2-PFHxDA



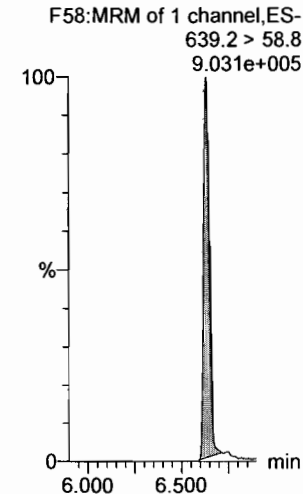
13C2-PFHxDA



d7-N-MeFOSE



d9-N-EtFOSE



Dataset: Untitled

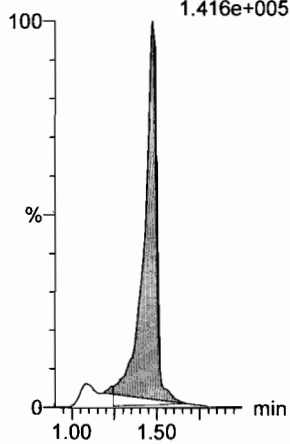
Last Altered: Thursday, March 01, 2018 12:45:16 Pacific Standard Time

Printed: Thursday, March 01, 2018 12:45:40 Pacific Standard Time

Name: 180228M1_6, Date: 28-Feb-2018, Time: 21:30:43, ID: ST180228M1-5 PFC CS2 18B2316, Description: PFC CS2 18B2316

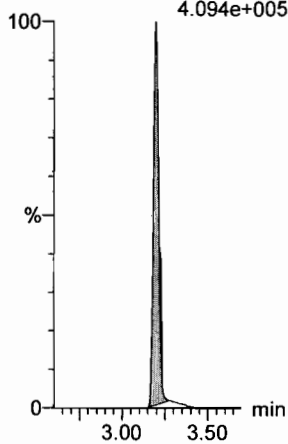
13C4-PFBA

F3:MRM of 1 channel,ES-
217. > 171.8
1.416e+005



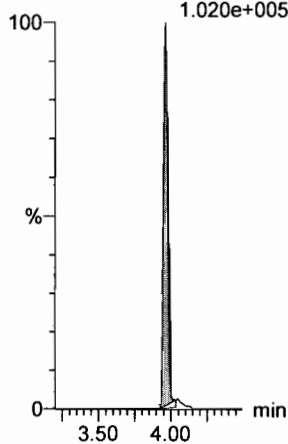
13C5-PFHxA

F10:MRM of 1 channel,ES-
318 > 272.9
4.094e+005



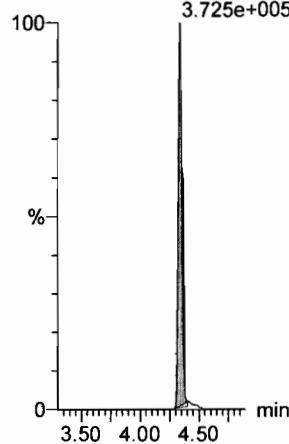
13C3-PFHxS

F18:MRM of 1 channel,ES-
401.9 > 79.9
1.020e+005



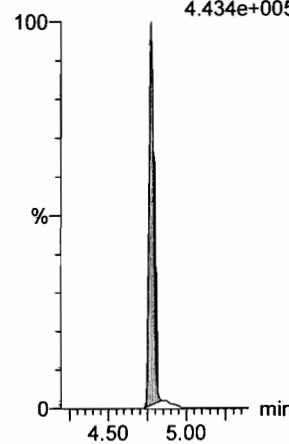
13C8-PFOA

F22:MRM of 1 channel,ES-
421.3 > 376
3.725e+005



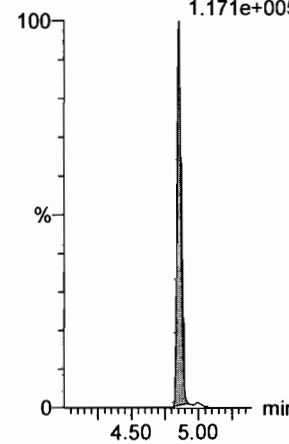
13C9-PFNA

F28:MRM of 1 channel,ES-
472.2 > 426.9
4.434e+005



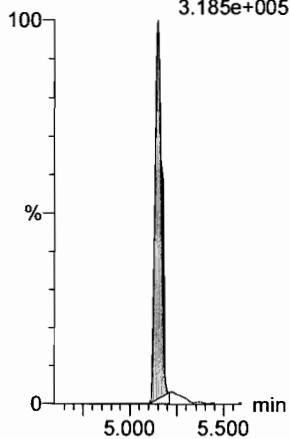
13C4-PFOS

F32:MRM of 1 channel,ES-
503 > 79.9
1.171e+005



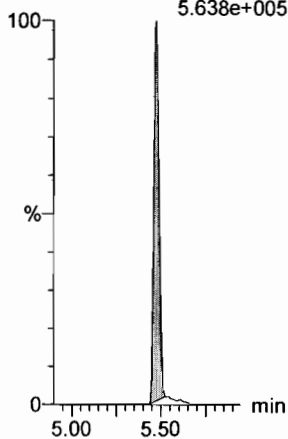
13C6-PFDA

F39:MRM of 1 channel,ES-
519.1 > 473.7
3.185e+005



13C7-PFuDA

F48:MRM of 1 channel,ES-
570.1 > 524.8
5.638e+005



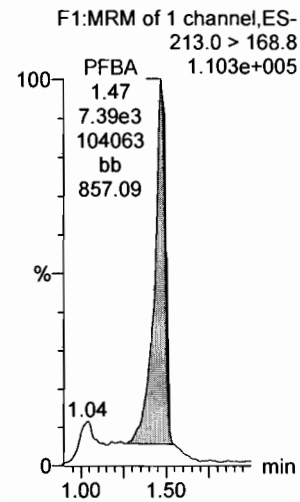
Dataset: Untitled

Last Altered: Thursday, March 01, 2018 12:45:16 Pacific Standard Time

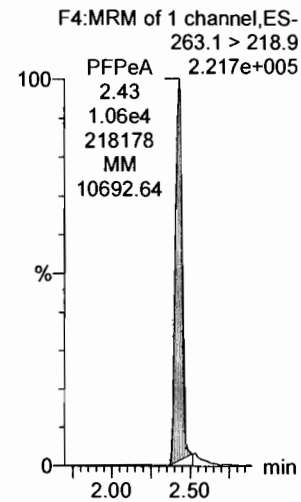
Printed: Thursday, March 01, 2018 12:45:40 Pacific Standard Time

Name: 180228M1_7, Date: 28-Feb-2018, Time: 21:42:12, ID: ST180228M1-6 PFC CS3 18B2317, Description: PFC CS3 18B2317

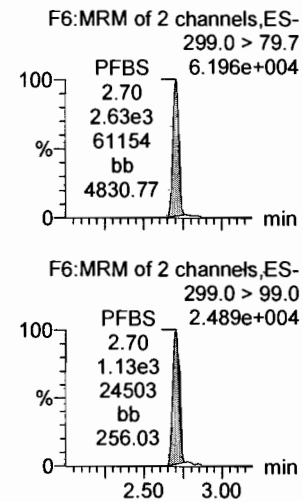
PFBA



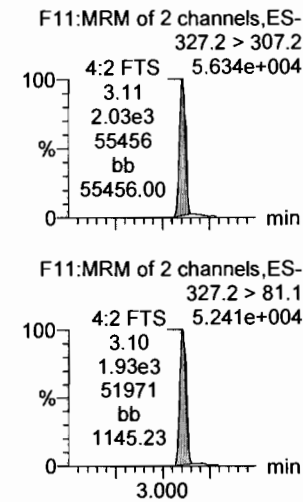
PFPeA



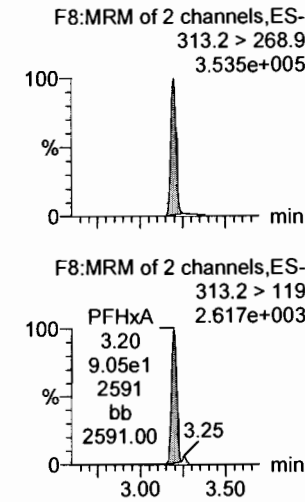
PFBS



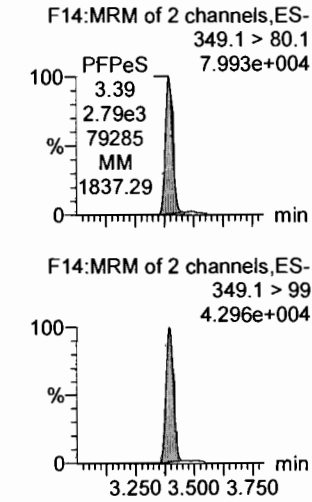
4:2 FTS



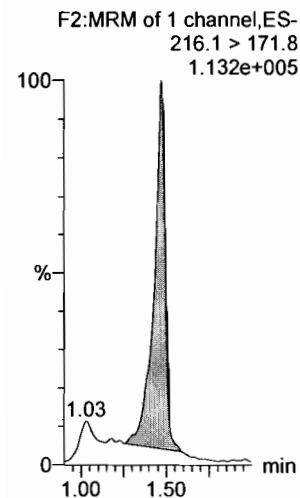
PFHxA



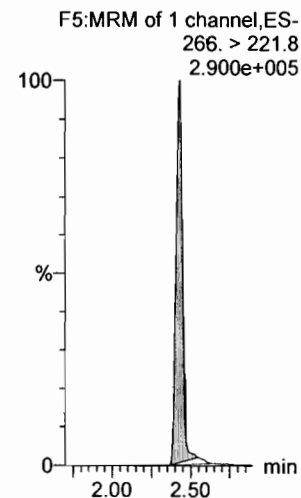
PFPeS



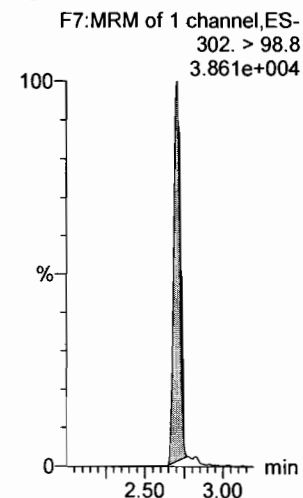
13C3-PFBA



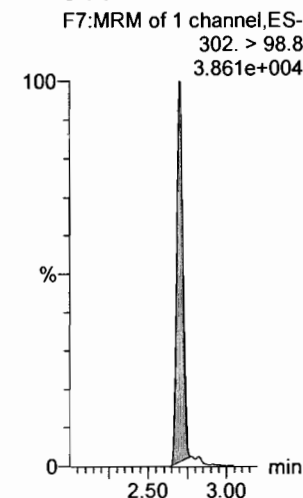
13C3-PFPeA



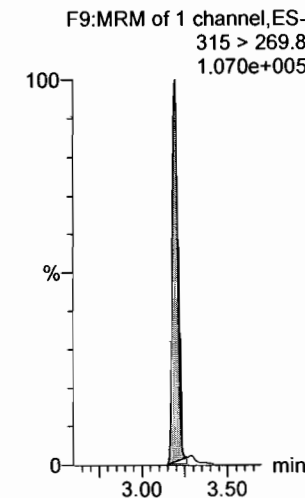
13C3-PFBS



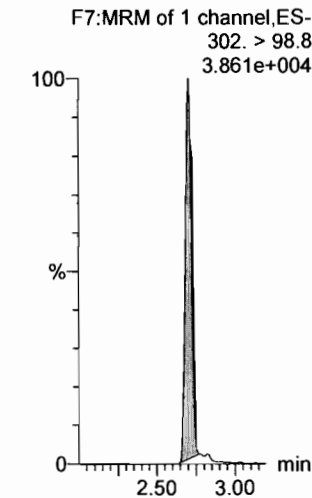
13C3-PFBS



13C2-PFHxA



13C3-PFBS



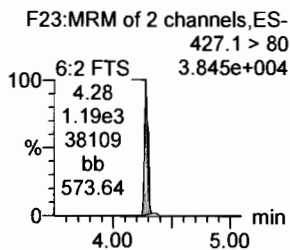
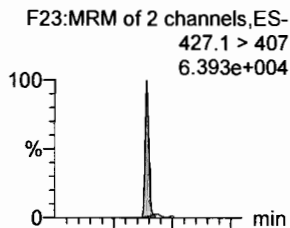
Dataset: Untitled

Last Altered: Thursday, March 01, 2018 12:45:16 Pacific Standard Time

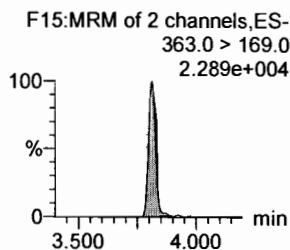
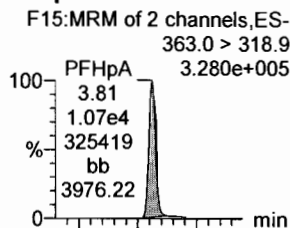
Printed: Thursday, March 01, 2018 12:45:40 Pacific Standard Time

Name: 180228M1_7, Date: 28-Feb-2018, Time: 21:42:12, ID: ST180228M1-6 PFC CS3 18B2317, Description: PFC CS3 18B2317

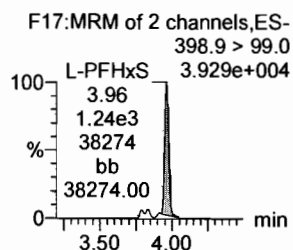
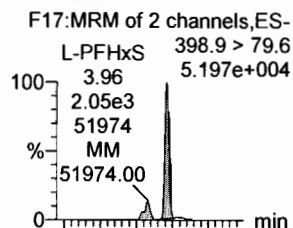
6:2 FTS



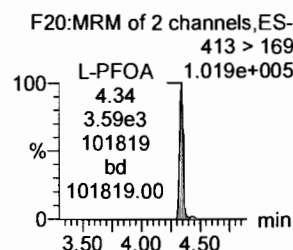
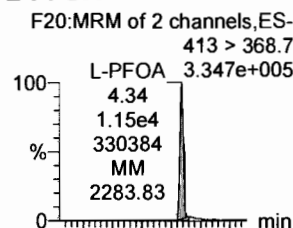
PFHpA



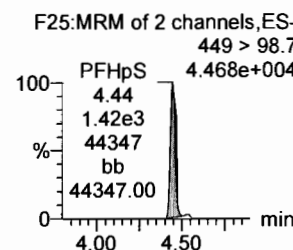
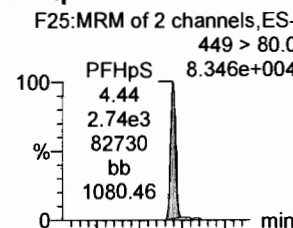
L-PFHxS



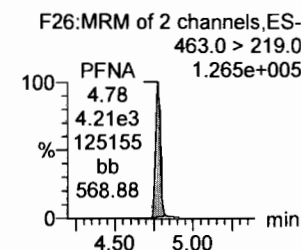
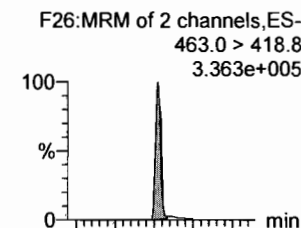
L-PFOA



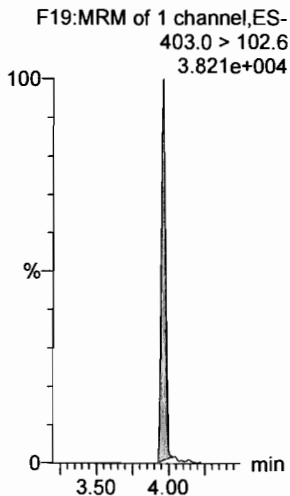
PFHpS



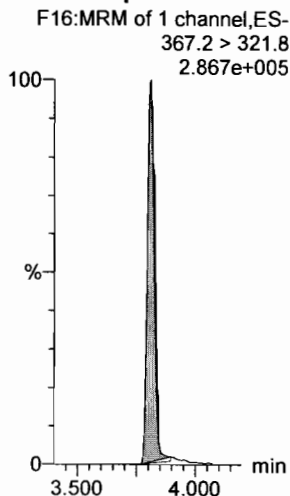
PFNA



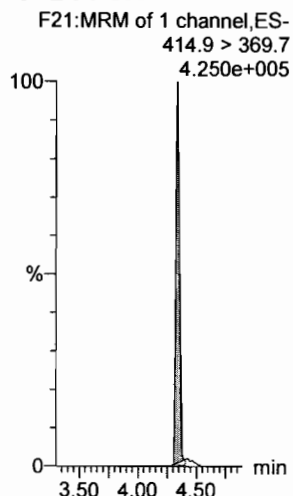
1802-PFHxS




13C4-PFHpA



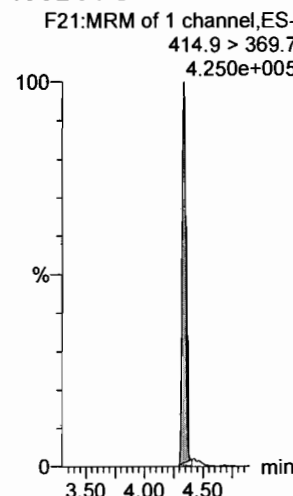
13C2-PFOA



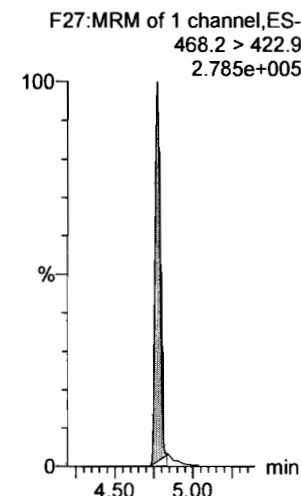
13C2-PFOA



13C2-PFOA



13C5-PFNA

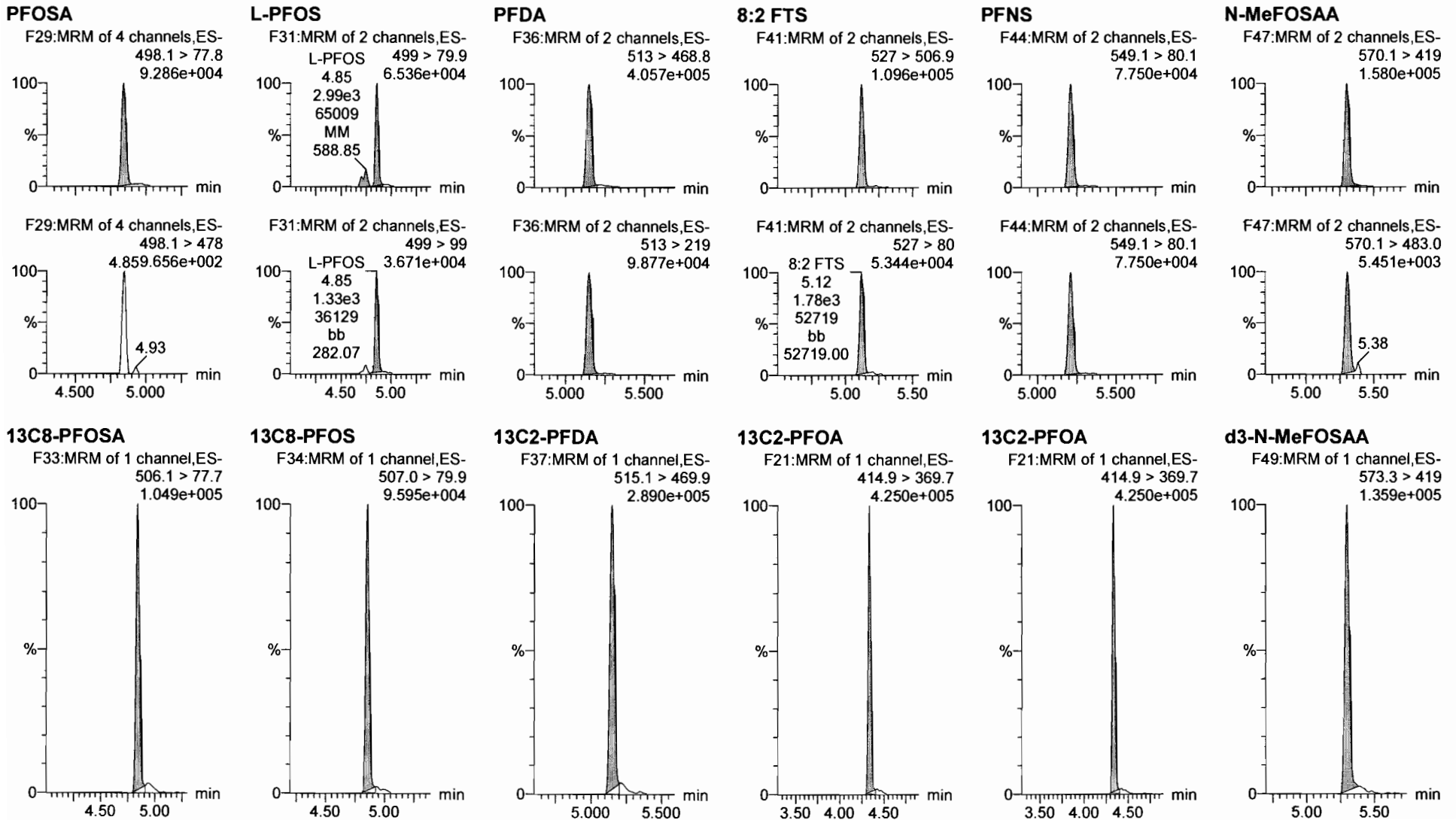


Dataset: Untitled

Last Altered: Thursday, March 01, 2018 12:45:16 Pacific Standard Time

Printed: Thursday, March 01, 2018 12:45:40 Pacific Standard Time

Name: 180228M1_7, Date: 28-Feb-2018, Time: 21:42:12, ID: ST180228M1-6 PFC CS3 18B2317, Description: PFC CS3 18B2317



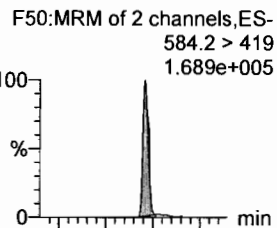
Dataset: Untitled

Last Altered: Thursday, March 01, 2018 12:45:16 Pacific Standard Time

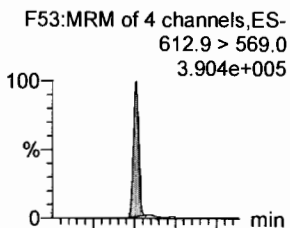
Printed: Thursday, March 01, 2018 12:45:40 Pacific Standard Time

Name: 180228M1_7, Date: 28-Feb-2018, Time: 21:42:12, ID: ST180228M1-6 PFC CS3 18B2317, Description: PFC CS3 18B2317

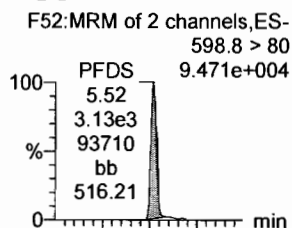
N-EtFOSAA



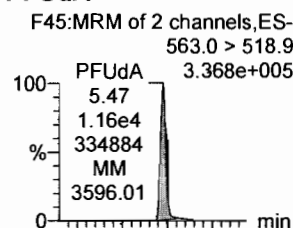
PFDoA



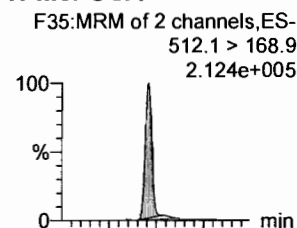
PFDS



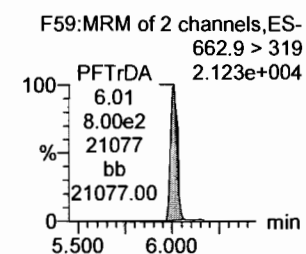
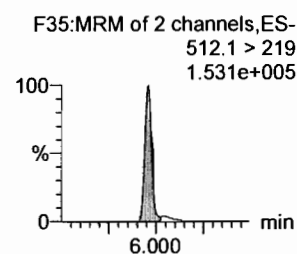
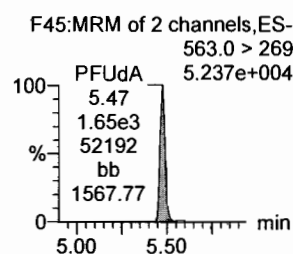
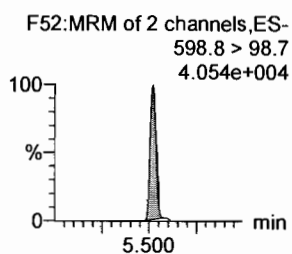
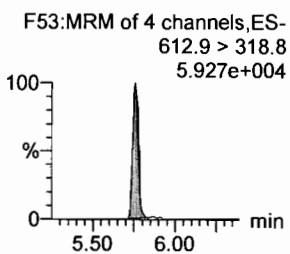
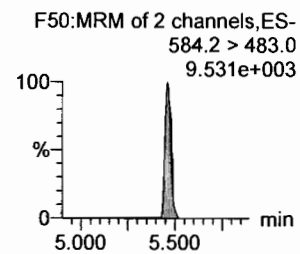
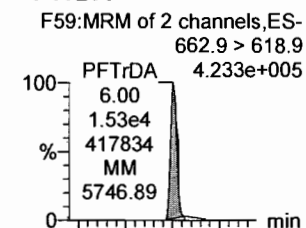
PFUdA



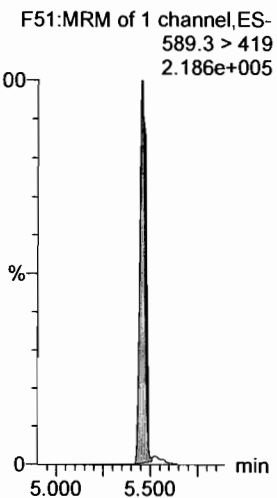
N-MeFOSA



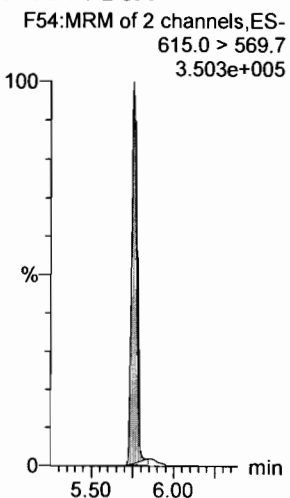
PFTrDA



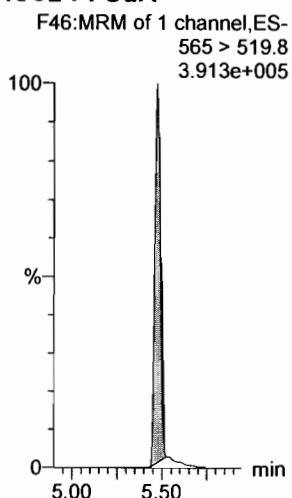
d5-N-EtFOSAA



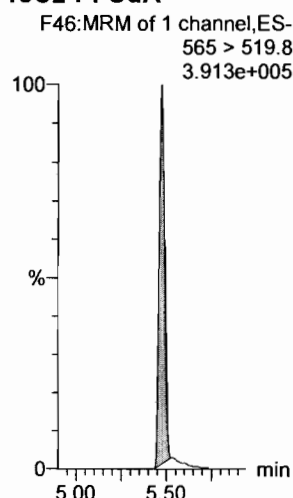
13C2-PFDoA



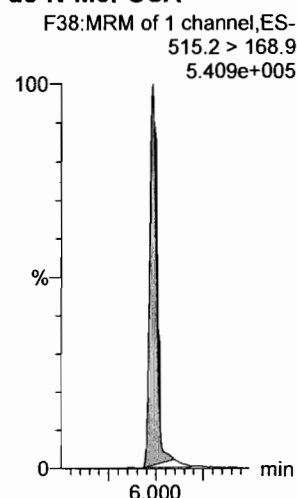
13C2-PFUdA



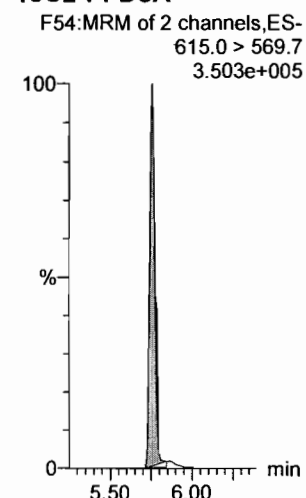
13C2-PFUdA



d3-N-MeFOSA



13C2-PFDoA



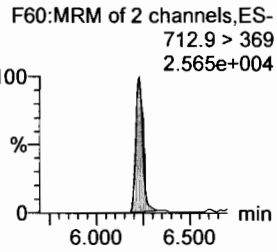
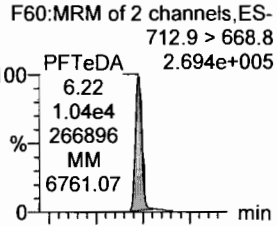
Dataset: Untitled

Last Altered: Thursday, March 01, 2018 12:45:16 Pacific Standard Time

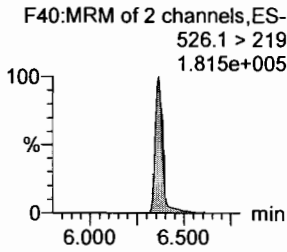
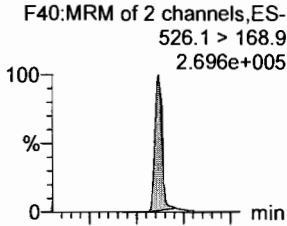
Printed: Thursday, March 01, 2018 12:45:40 Pacific Standard Time

Name: 180228M1_7, Date: 28-Feb-2018, Time: 21:42:12, ID: ST180228M1-6 PFC CS3 18B2317, Description: PFC CS3 18B2317

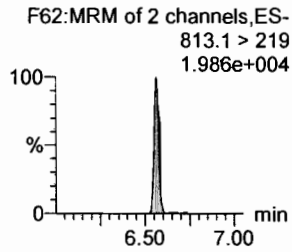
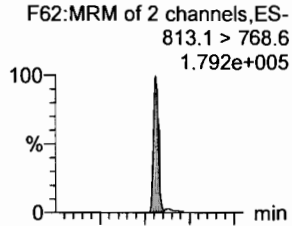
PFTeDA



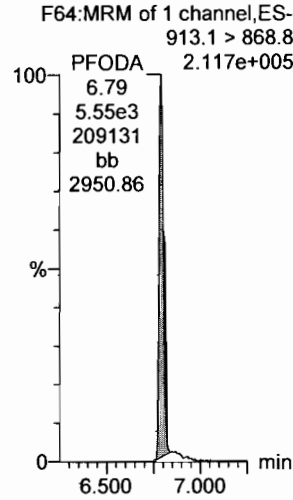
N-EtFOSA



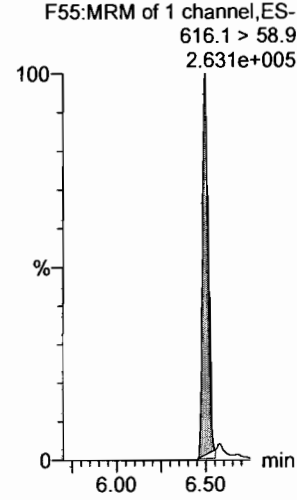
PFHxDA



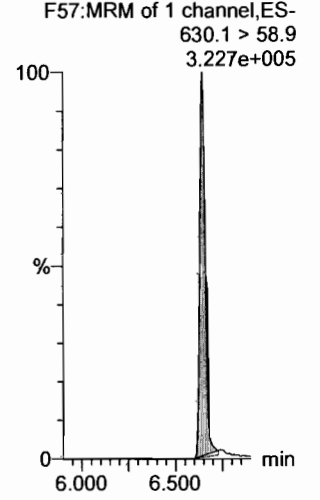
PFODA



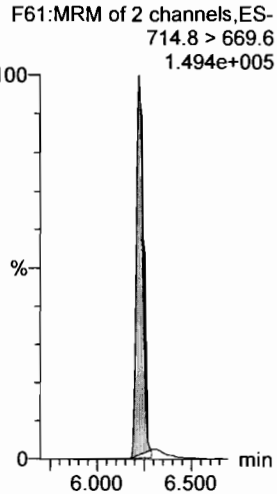
N-MeFOSE



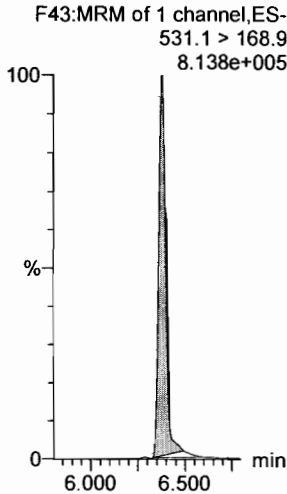
N-EtFOSE




13C2-PFTeDA



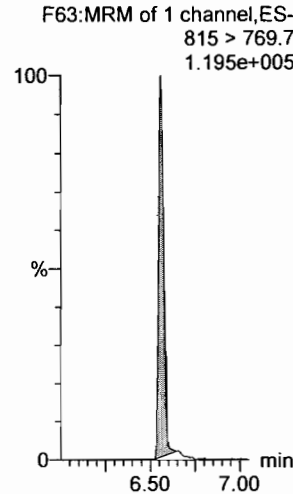
d5-N-ETFOSA



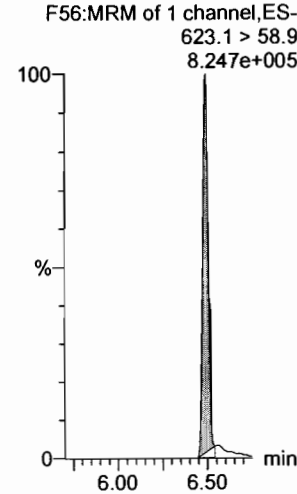
13C2-PFHxDA



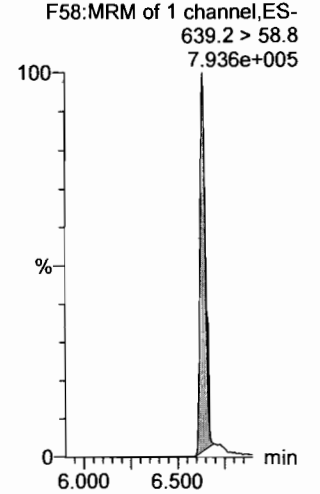
13C2-PFHxDA



d7-N-MeFOSE



d9-N-EtFOSE



Dataset: Untitled

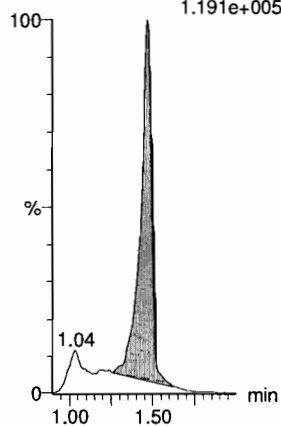
Last Altered: Thursday, March 01, 2018 12:50:56 Pacific Standard Time

Printed: Thursday, March 01, 2018 12:51:05 Pacific Standard Time

Name: 180228M1_7, Date: 28-Feb-2018, Time: 21:42:12, ID: ST180228M1-6 PFC CS3 18B2317, Description: PFC CS3 18B2317

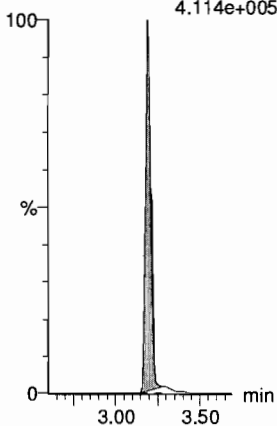
13C4-PFBA

F3:MRM of 1 channel,ES-
217. > 171.8
1.191e+005



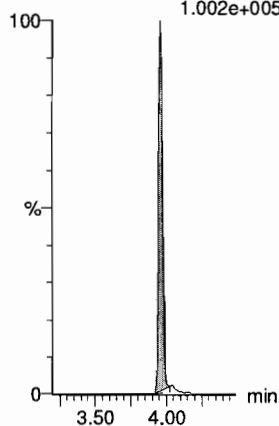
13C5-PFHxA

F10:MRM of 1 channel,ES-
318 > 272.9
4.114e+005



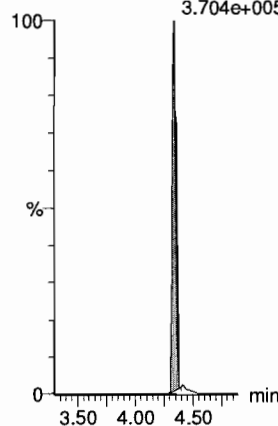
13C3-PFHxS

F18:MRM of 1 channel,ES-
401.9 > 79.9
1.002e+005



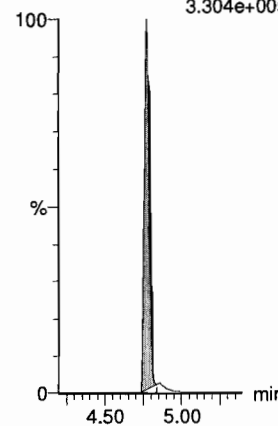
13C8-PFOA

F22:MRM of 1 channel,ES-
421.3 > 376
3.704e+005



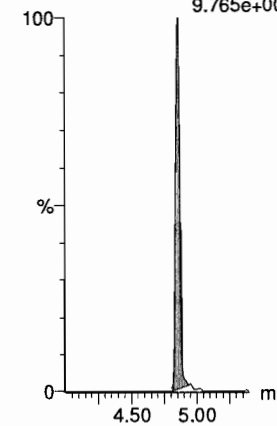
13C9-PFNA

F28:MRM of 1 channel,ES-
472.2 > 426.9
3.304e+005



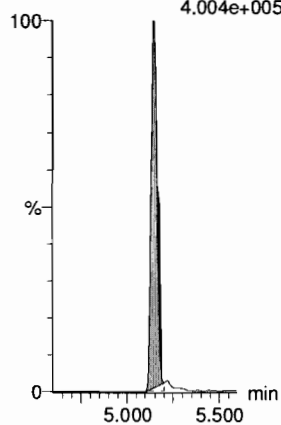
13C4-PFOS

F32:MRM of 1 channel,ES-
503 > 79.9
9.765e+004



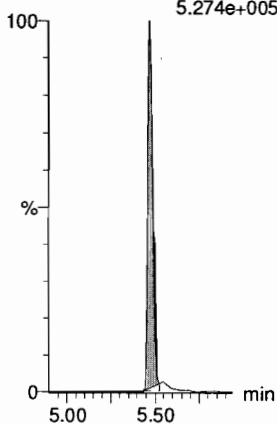
13C6-PFDA

F39:MRM of 1 channel,ES-
519.1 > 473.7
4.004e+005



13C7-PFUDa

F48:MRM of 1 channel,ES-
570.1 > 524.8
5.274e+005




Dataset: Untitled

Last Altered: Thursday, March 01, 2018 12:45:16 Pacific Standard Time

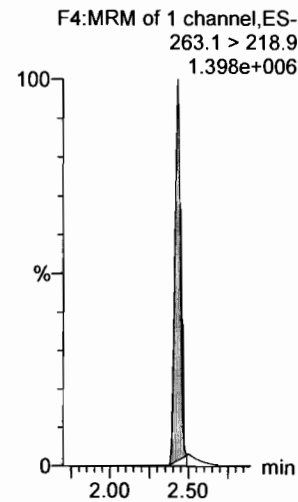
Printed: Thursday, March 01, 2018 12:45:40 Pacific Standard Time

Name: 180228M1_8, Date: 28-Feb-2018, Time: 21:53:43, ID: ST180228M1-7 PFC CS4 18B2318, Description: PFC CS4 18B2318

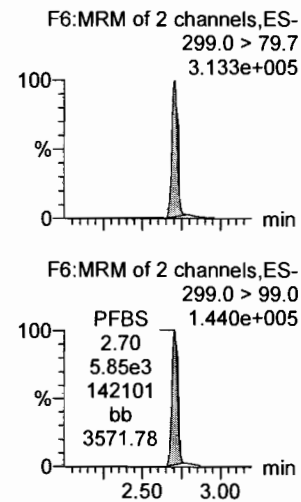
PFBA



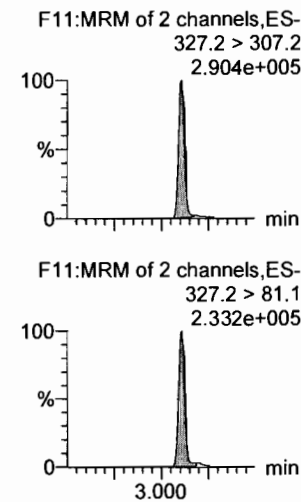
PFPeA



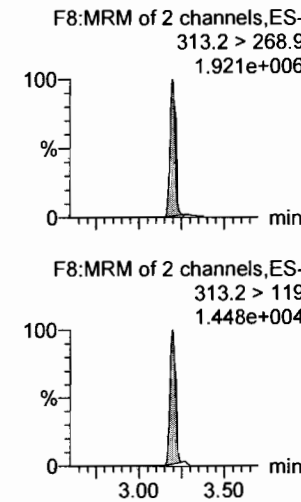
PFBS



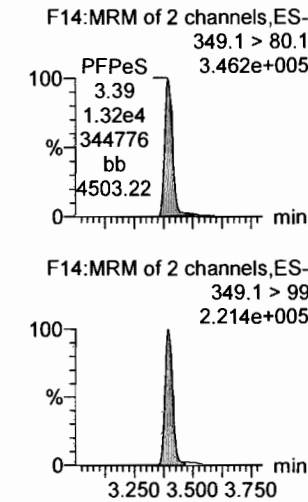
4:2 FTS



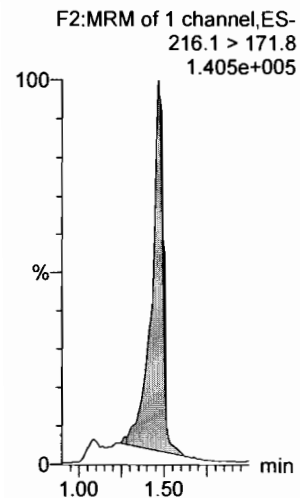
PFHxA



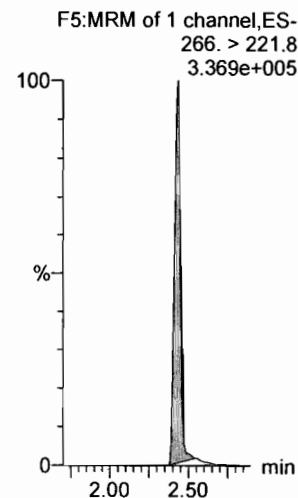
PFPeS



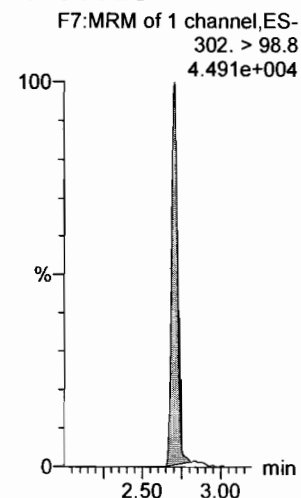
13C3-PFBA



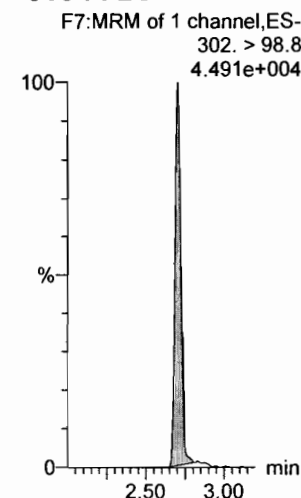
13C3-PFPeA



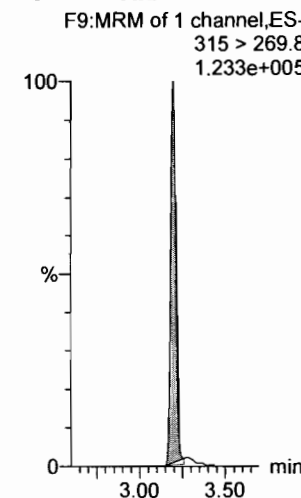
13C3-PFBS



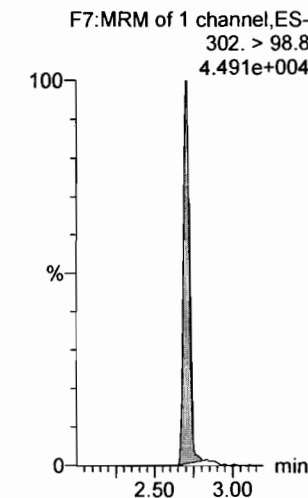
13C3-PFBS



13C2-PFHxA



13C3-PFBS



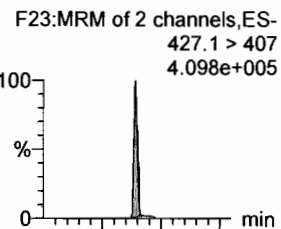
Dataset: Untitled

Last Altered: Thursday, March 01, 2018 12:45:16 Pacific Standard Time

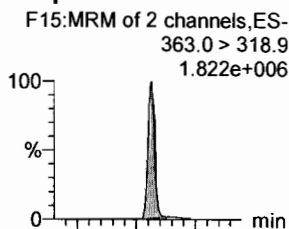
Printed: Thursday, March 01, 2018 12:45:40 Pacific Standard Time

Name: 180228M1_8, Date: 28-Feb-2018, Time: 21:53:43, ID: ST180228M1-7 PFC CS4 18B2318, Description: PFC CS4 18B2318

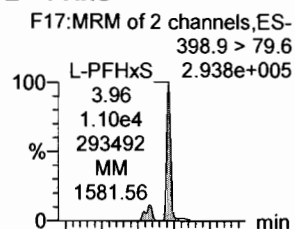
6:2 FTS



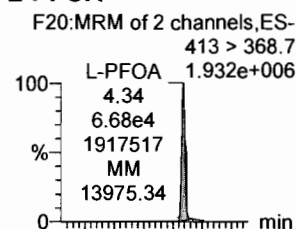
PFHpA



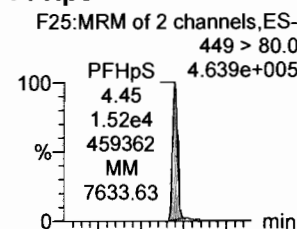
L-PFHxS



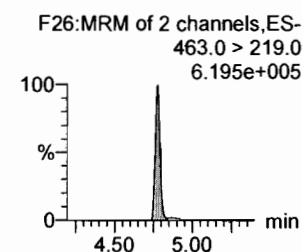
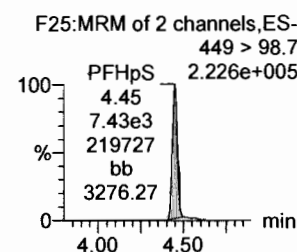
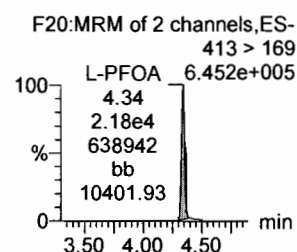
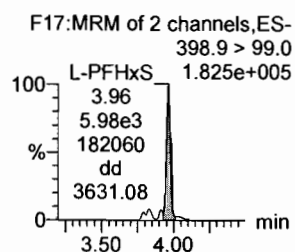
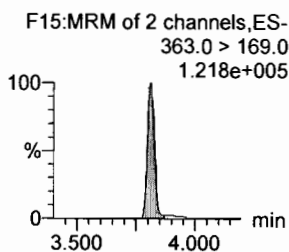
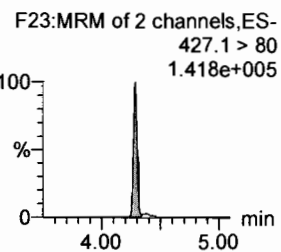
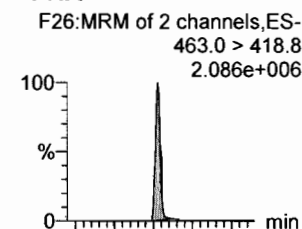
L-PFOA




PFHpS



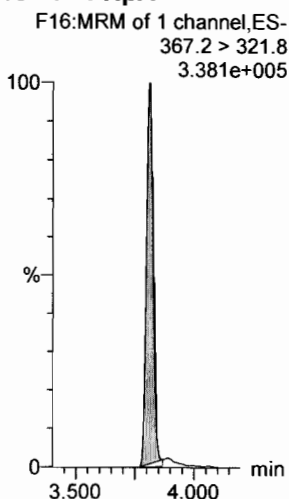
PFNA



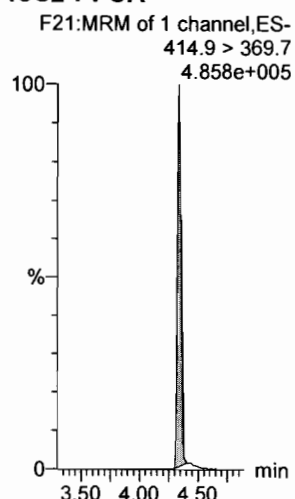
1802-PFHxS



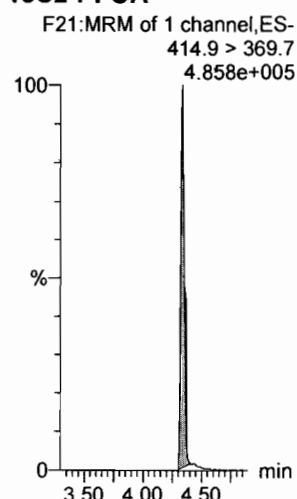
13C4-PFHpA



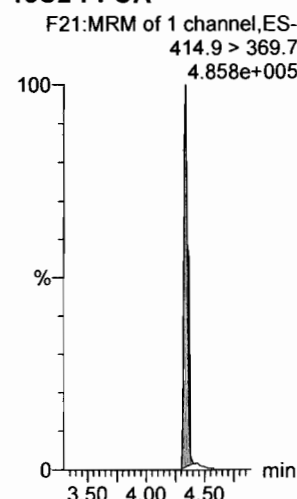
13C2-PFOA



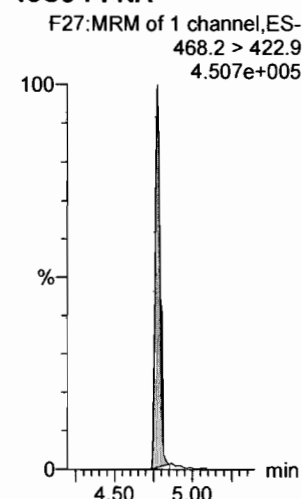
13C2-PFOA



13C2-PFOA



13C5-PFNA



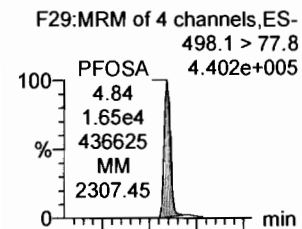
Dataset: Untitled

Last Altered: Thursday, March 01, 2018 12:45:16 Pacific Standard Time

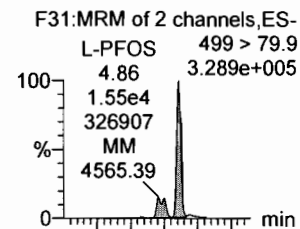
Printed: Thursday, March 01, 2018 12:45:40 Pacific Standard Time

Name: 180228M1_8, Date: 28-Feb-2018, Time: 21:53:43, ID: ST180228M1-7 PFC CS4 18B2318, Description: PFC CS4 18B2318

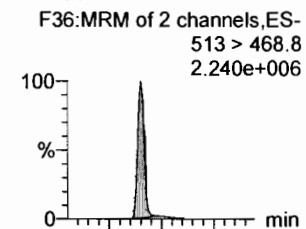
PFOSA



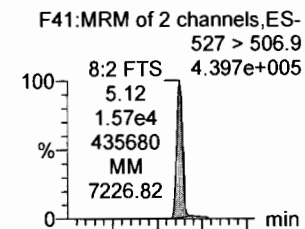
L-PFOS



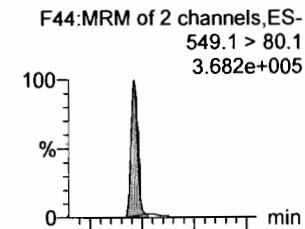
PFDA



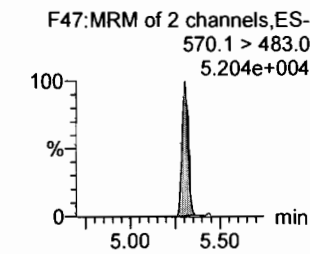
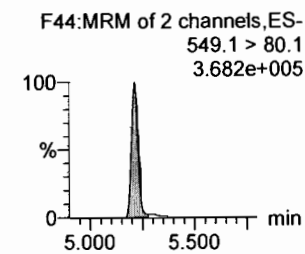
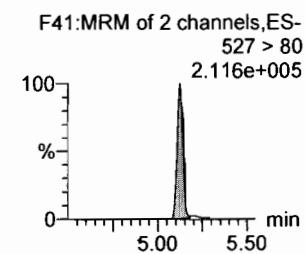
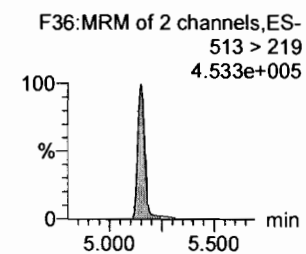
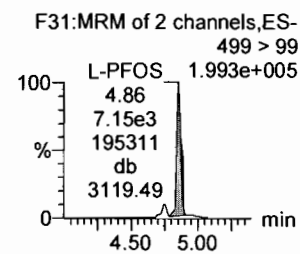
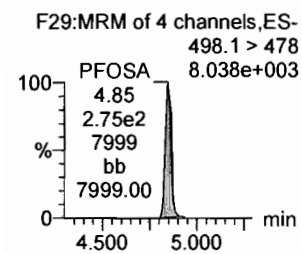
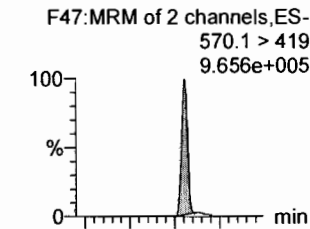
8:2 FTS



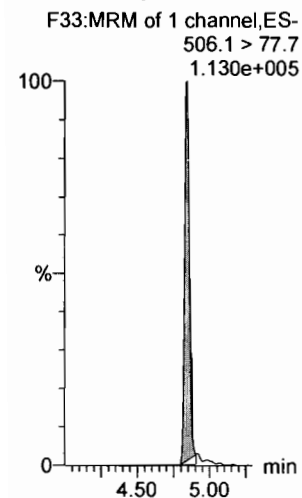
PFNS




N-MeFOSAA



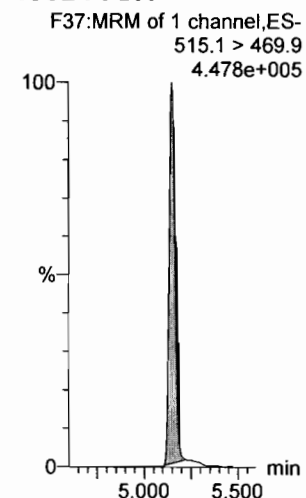
13C8-PFOSA



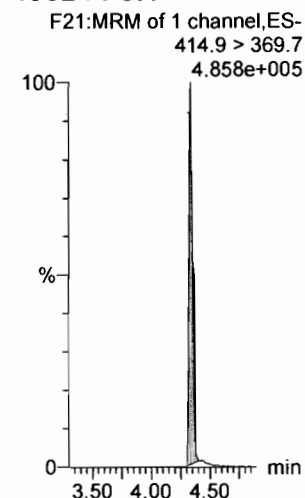
13C8-PFOS



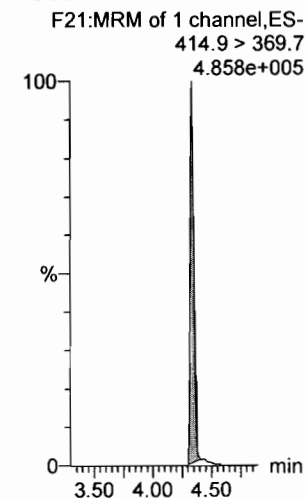
13C2-PFDA



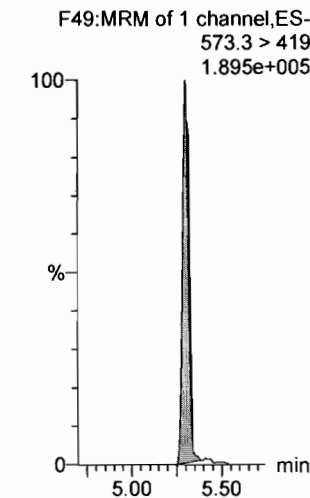
13C2-PFOA



13C2-PFOA



d3-N-MeFOSAA



Dataset: Untitled

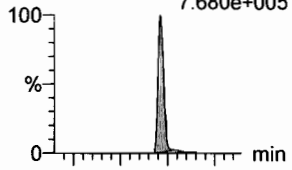
Last Altered: Thursday, March 01, 2018 12:45:16 Pacific Standard Time

Printed: Thursday, March 01, 2018 12:45:40 Pacific Standard Time

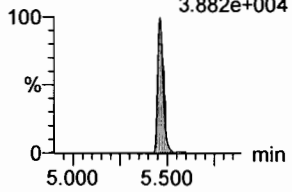
Name: 180228M1_8, Date: 28-Feb-2018, Time: 21:53:43, ID: ST180228M1-7 PFC CS4 18B2318, Description: PFC CS4 18B2318

N-EtFOSAA

F50:MRM of 2 channels,ES-
584.2 > 419
7.680e+005

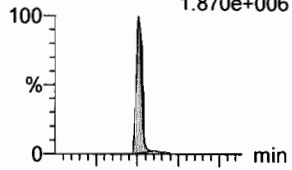


F50:MRM of 2 channels,ES-
584.2 > 483.0
3.882e+004

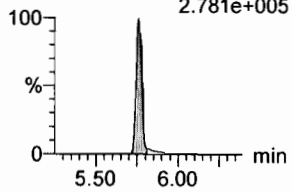


PFDoA

F53:MRM of 4 channels,ES-
612.9 > 569.0
1.870e+006

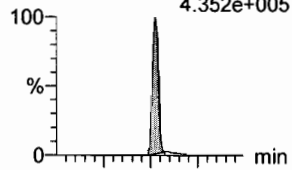


F53:MRM of 4 channels,ES-
612.9 > 318.8
2.781e+005

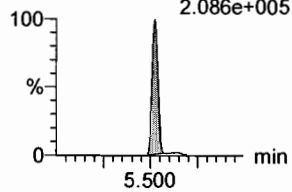


PFDS

F52:MRM of 2 channels,ES-
598.8 > 80
4.352e+005

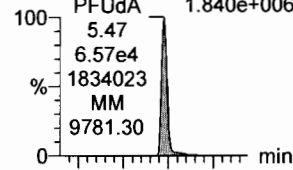


F52:MRM of 2 channels,ES-
598.8 > 98.7
2.086e+005

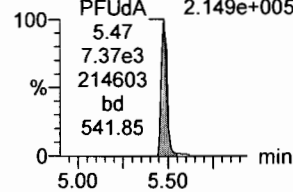


PFUdA

F45:MRM of 2 channels,ES-
563.0 > 518.9
1.840e+006

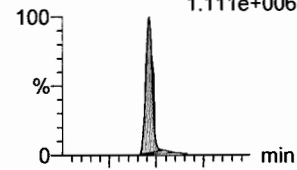


F45:MRM of 2 channels,ES-
563.0 > 269
2.149e+005

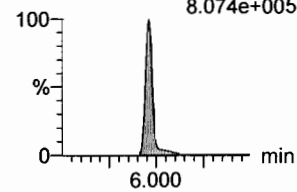


N-MeFOSA

F35:MRM of 2 channels,ES-
512.1 > 168.9
1.111e+006

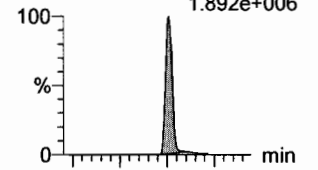


F35:MRM of 2 channels,ES-
512.1 > 219
8.074e+005

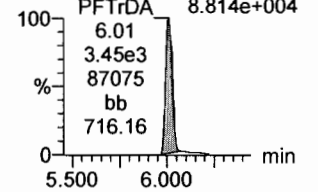


PFTrDA

F59:MRM of 2 channels,ES-
662.9 > 618.9
1.892e+006

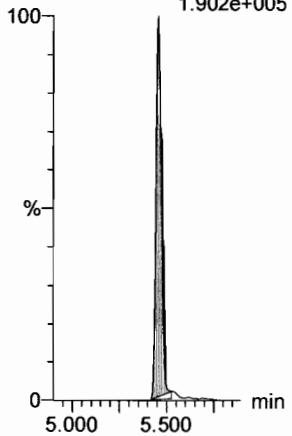


F59:MRM of 2 channels,ES-
662.9 > 319
8.814e+004



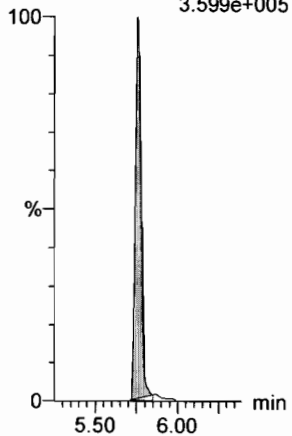
d5-N-EtFOSAA

F51:MRM of 1 channel,ES-
589.3 > 419
1.902e+005



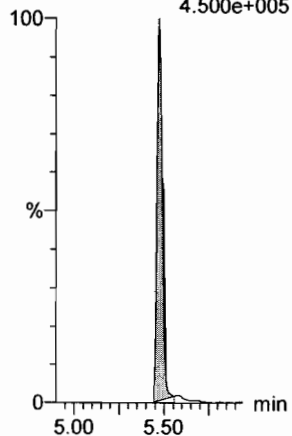
13C2-PFDoA

F54:MRM of 2 channels,ES-
615.0 > 569.7
3.599e+005



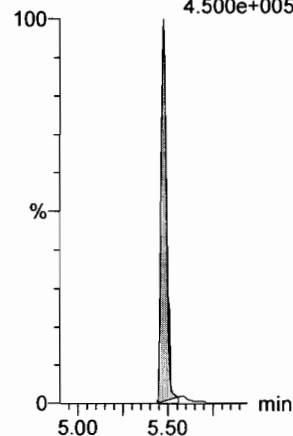
13C2-PFUdA

F46:MRM of 1 channel,ES-
565 > 519.8
4.500e+005



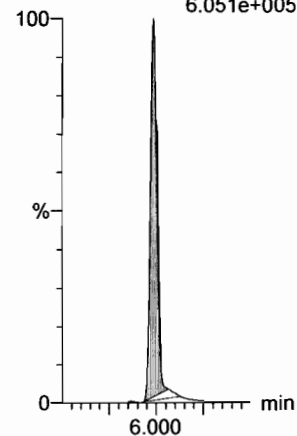
13C2-PFUdA

F46:MRM of 1 channel,ES-
565 > 519.8
4.500e+005



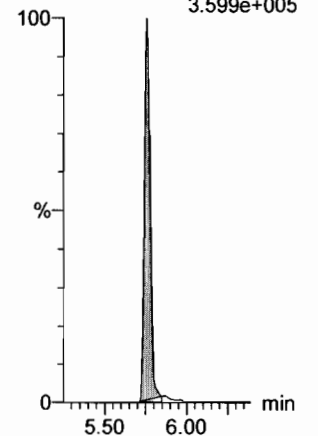
d3-N-MeFOSA

F38:MRM of 1 channel,ES-
515.2 > 168.9
6.051e+005



13C2-PFDoA

F54:MRM of 2 channels,ES-
615.0 > 569.7
3.599e+005

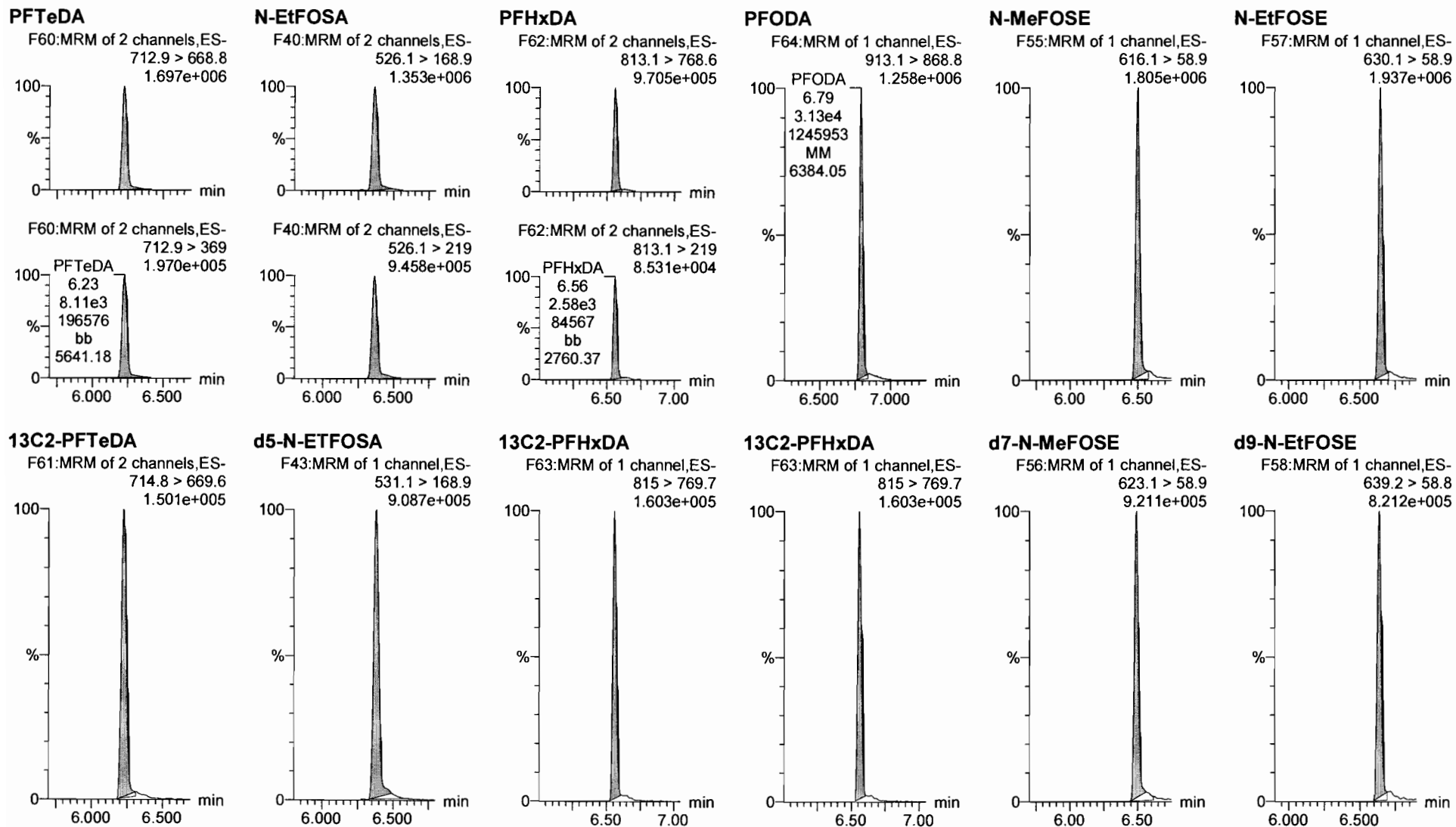


Dataset: Untitled

Last Altered: Thursday, March 01, 2018 12:45:16 Pacific Standard Time

Printed: Thursday, March 01, 2018 12:45:40 Pacific Standard Time

Name: 180228M1_8, Date: 28-Feb-2018, Time: 21:53:43, ID: ST180228M1-7 PFC CS4 18B2318, Description: PFC CS4 18B2318



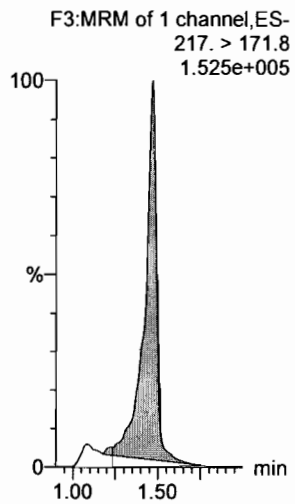
Dataset: Untitled

Last Altered: Thursday, March 01, 2018 12:45:16 Pacific Standard Time

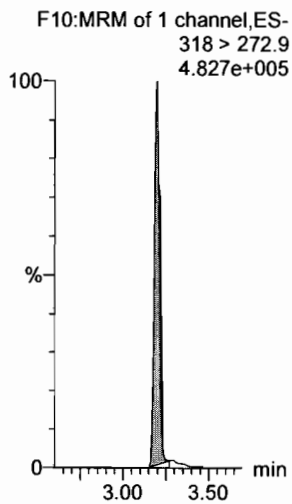
Printed: Thursday, March 01, 2018 12:45:40 Pacific Standard Time

Name: 180228M1_8, Date: 28-Feb-2018, Time: 21:53:43, ID: ST180228M1-7 PFC CS4 18B2318, Description: PFC CS4 18B2318

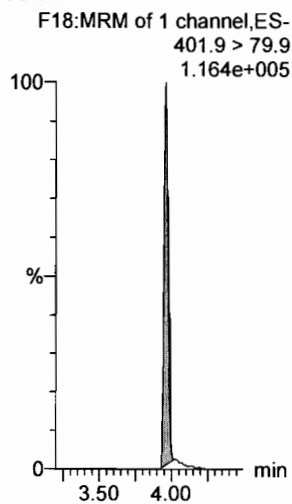
13C4-PFBA



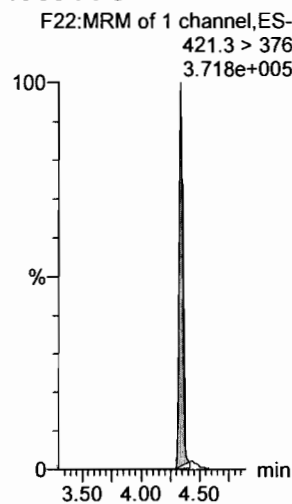
13C5-PFHxA



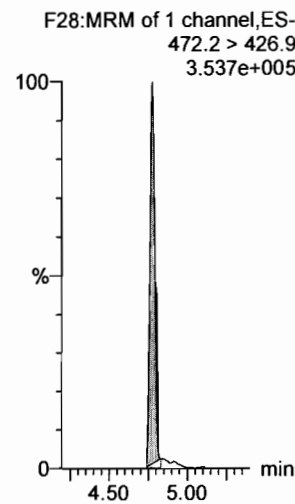
13C3-PFHxS



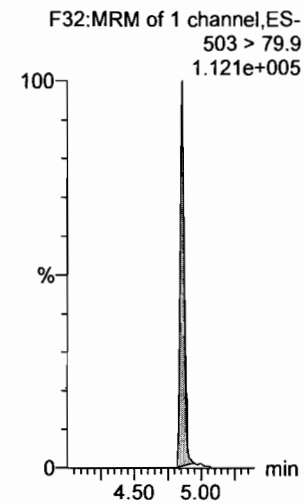
13C8-PFOA



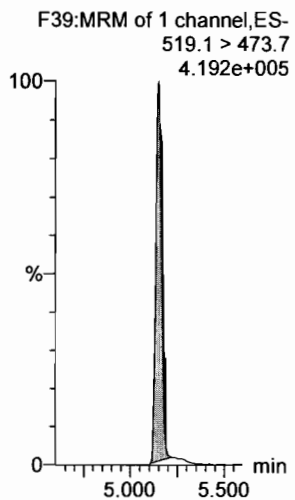
13C9-PFNA



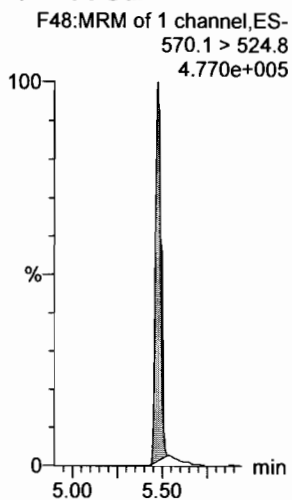
13C4-PFOS



13C6-PFDA



13C7-PFUdA



Dataset: Untitled

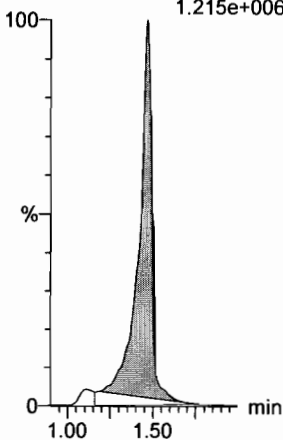
Last Altered: Thursday, March 01, 2018 12:45:16 Pacific Standard Time

Printed: Thursday, March 01, 2018 12:45:40 Pacific Standard Time

Name: 180228M1_9, Date: 28-Feb-2018, Time: 22:05:09, ID: ST180228M1-8 PFC CS5 18B2319, Description: PFC CS5 18B2319

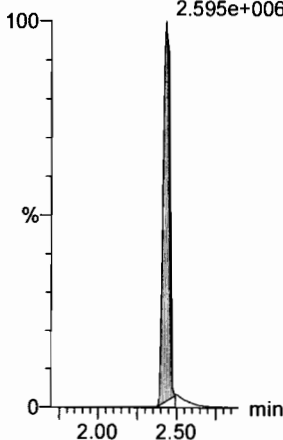
PFBA

F1:MRM of 1 channel,ES-
213.0 > 168.8
1.215e+006



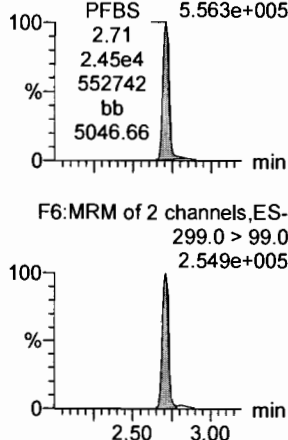
PFPeA

F4:MRM of 1 channel,ES-
263.1 > 218.9
2.595e+006



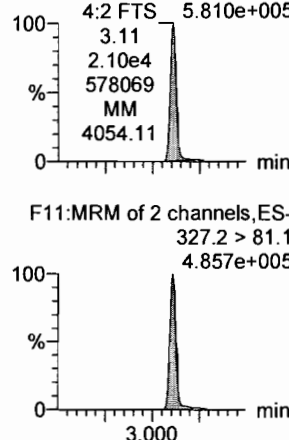
PFBS

F6:MRM of 2 channels,ES-
299.0 > 79.7
5.563e+005



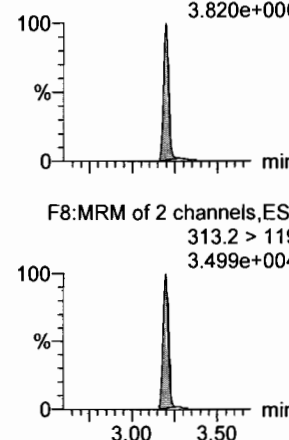
4:2 FTS

F11:MRM of 2 channels,ES-
327.2 > 307.2
5.810e+005



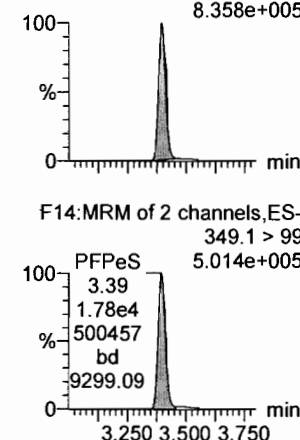
PFHxA

F8:MRM of 2 channels,ES-
313.2 > 268.9
3.820e+006



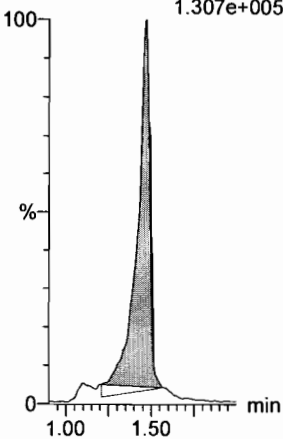
PFPeS

F14:MRM of 2 channels,ES-
349.1 > 80.1
8.358e+005



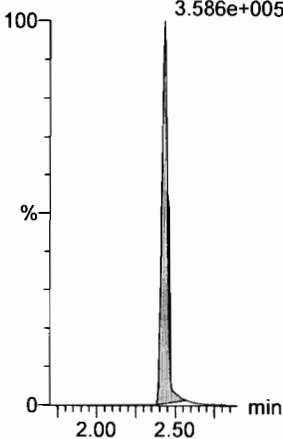
13C3-PFBA

F2:MRM of 1 channel,ES-
216.1 > 171.8
1.307e+005



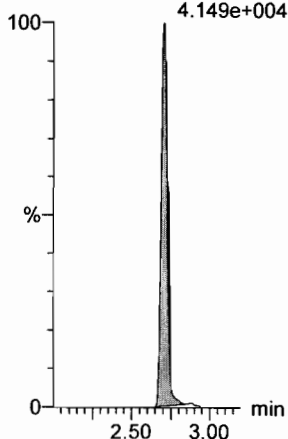
13C3-PFPeA

F5:MRM of 1 channel,ES-
266. > 221.8
3.586e+005



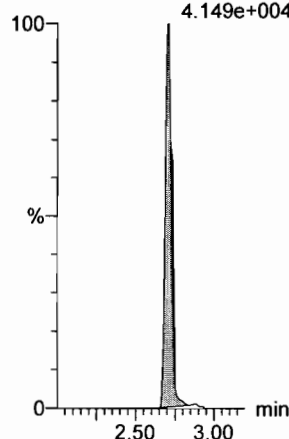
13C3-PFBS

F7:MRM of 1 channel,ES-
302. > 98.8
4.149e+004



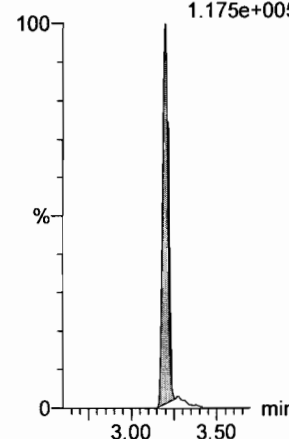
13C3-PFBS

F7:MRM of 1 channel,ES-
302. > 98.8
4.149e+004



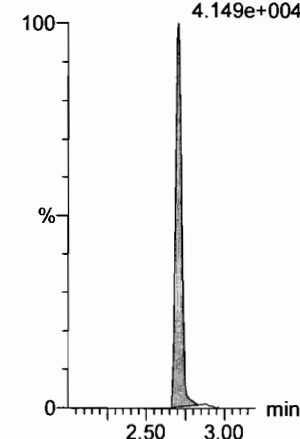
13C2-PFHxA

F9:MRM of 1 channel,ES-
315 > 269.8
1.175e+005



13C3-PFBS

F7:MRM of 1 channel,ES-
302. > 98.8
4.149e+004



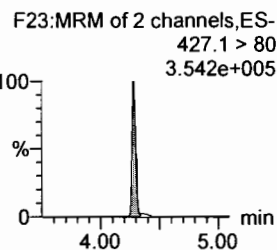
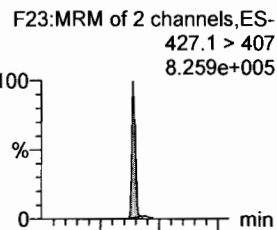
Dataset: Untitled

Last Altered: Thursday, March 01, 2018 12:45:16 Pacific Standard Time

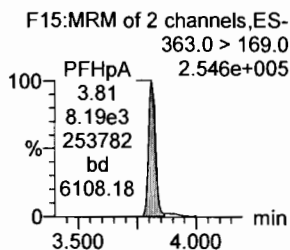
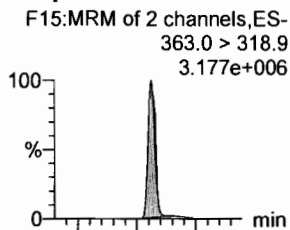
Printed: Thursday, March 01, 2018 12:45:40 Pacific Standard Time

Name: 180228M1_9, Date: 28-Feb-2018, Time: 22:05:09, ID: ST180228M1-8 PFC CS5 18B2319, Description: PFC CS5 18B2319

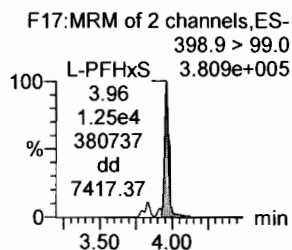
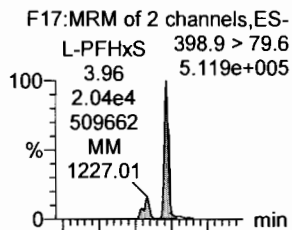
6:2 FTS



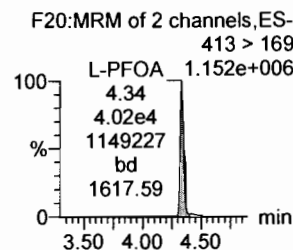
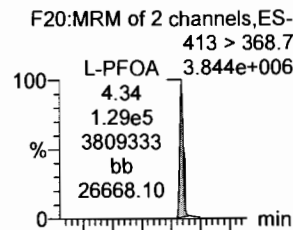
PFHpA



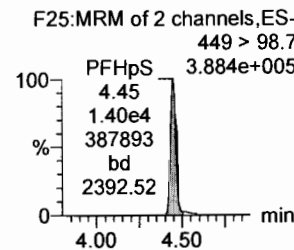
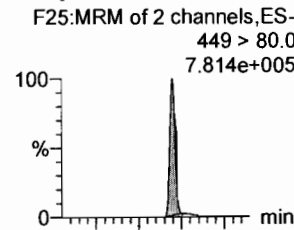
L-PFHxS



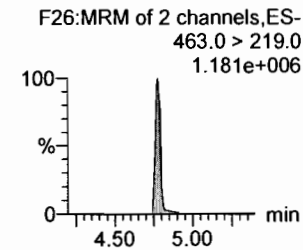
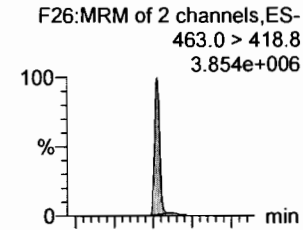
L-PFOA



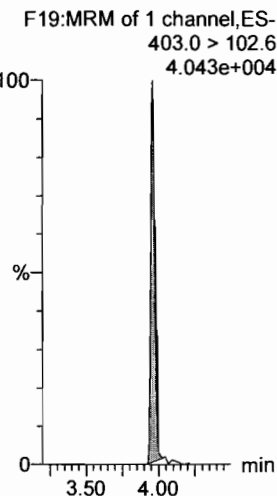
PFHpS



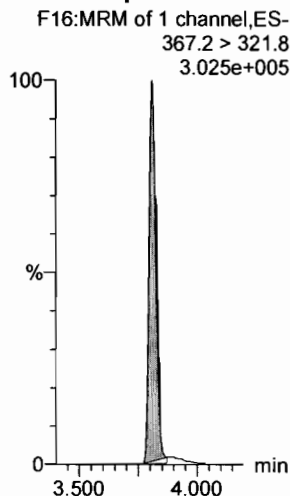
PFNA



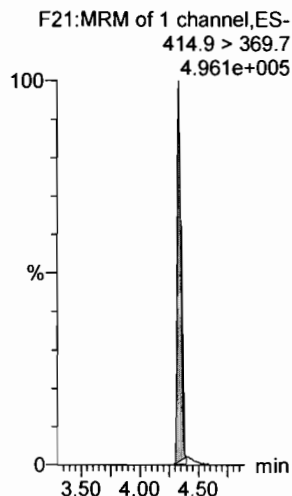
1802-PFHxS



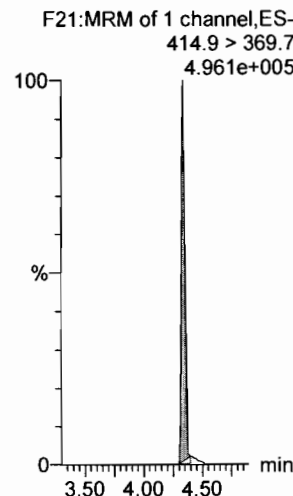
13C4-PFHpA



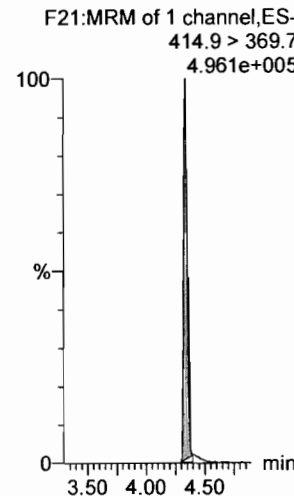
13C2-PFOA



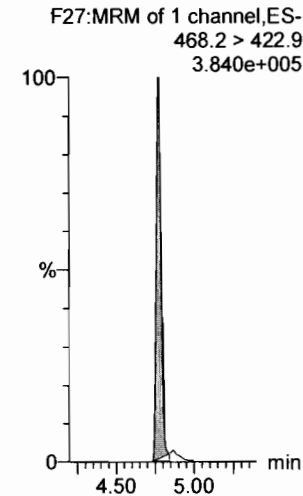
13C2-PFOA



13C2-PFOA



13C5-PFNA



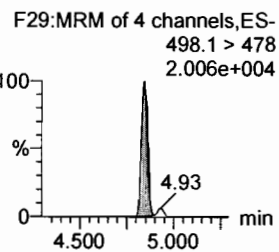
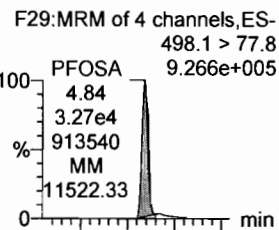
Dataset: Untitled

Last Altered: Thursday, March 01, 2018 12:45:16 Pacific Standard Time

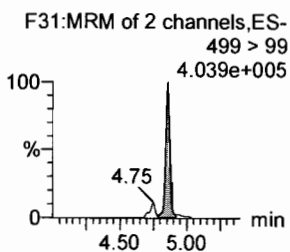
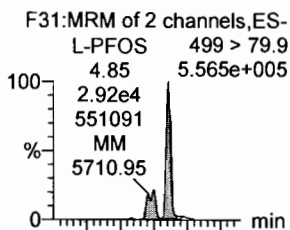
Printed: Thursday, March 01, 2018 12:45:40 Pacific Standard Time

Name: 180228M1_9, Date: 28-Feb-2018, Time: 22:05:09, ID: ST180228M1-8 PFC CS5 18B2319, Description: PFC CS5 18B2319

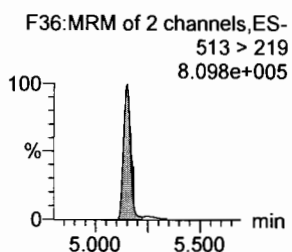
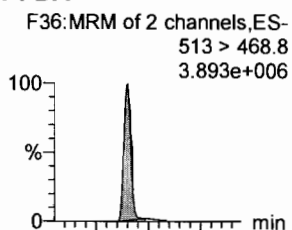
PFOSA



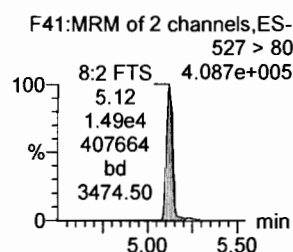
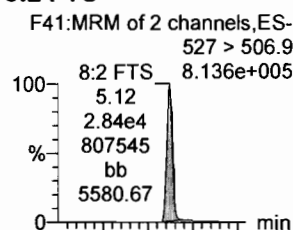
L-PFOS



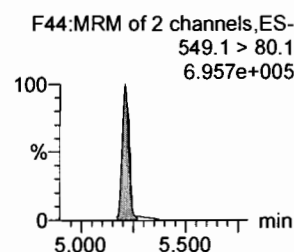
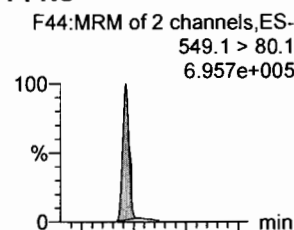
PFDA



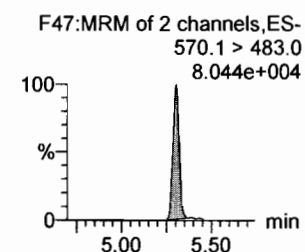
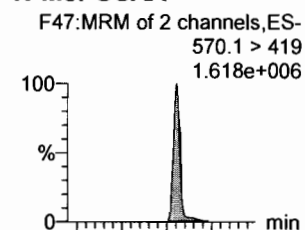
8:2 FTS



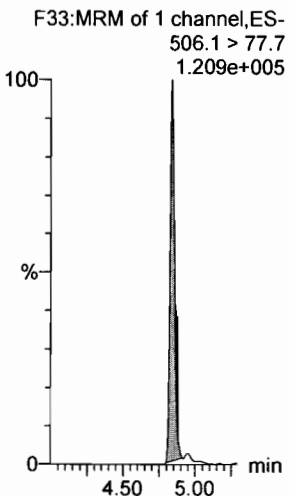
PFNS



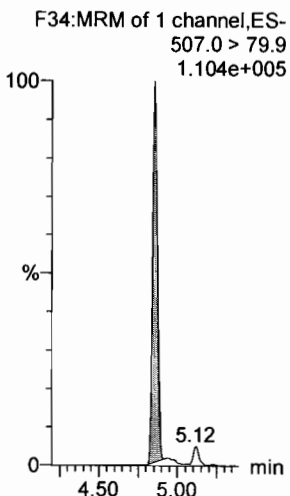
N-MeFOSAA



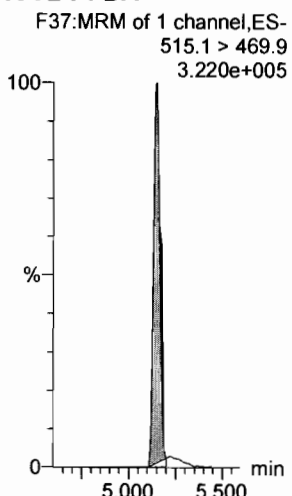
13C8-PFOSA



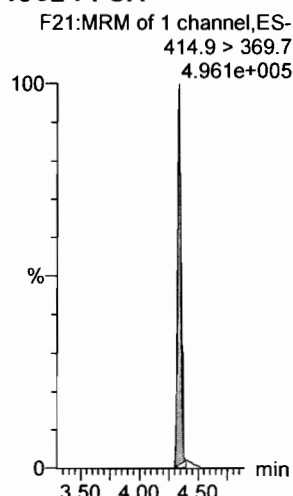
13C8-PFOS



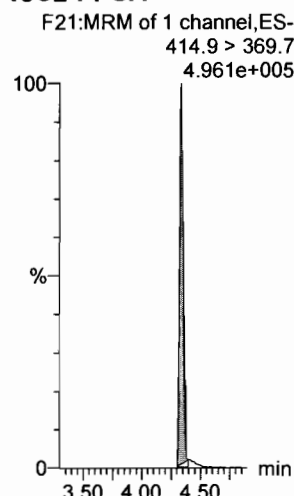
13C2-PFDA



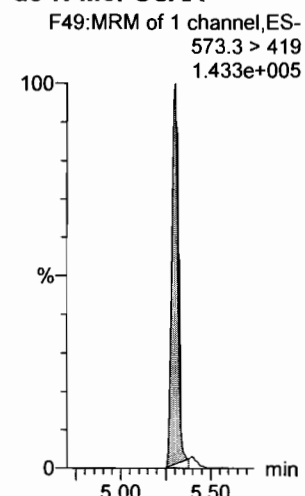
13C2-PFOA



13C2-PFOA



d3-N-MeFOSAA

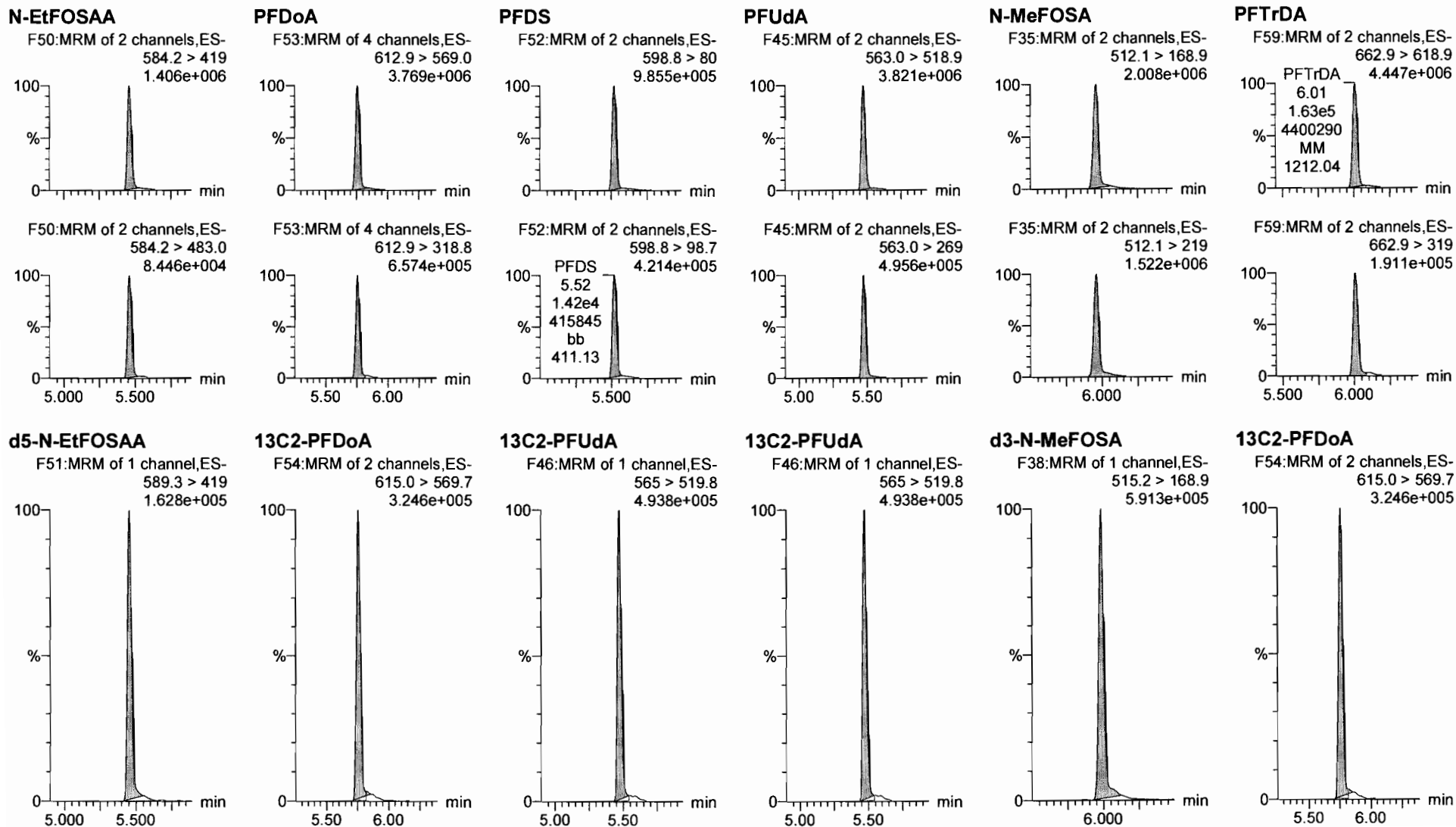


Dataset: Untitled

Last Altered: Thursday, March 01, 2018 12:45:16 Pacific Standard Time

Printed: Thursday, March 01, 2018 12:45:40 Pacific Standard Time

Name: 180228M1_9, Date: 28-Feb-2018, Time: 22:05:09, ID: ST180228M1-8 PFC CS5 18B2319, Description: PFC CS5 18B2319

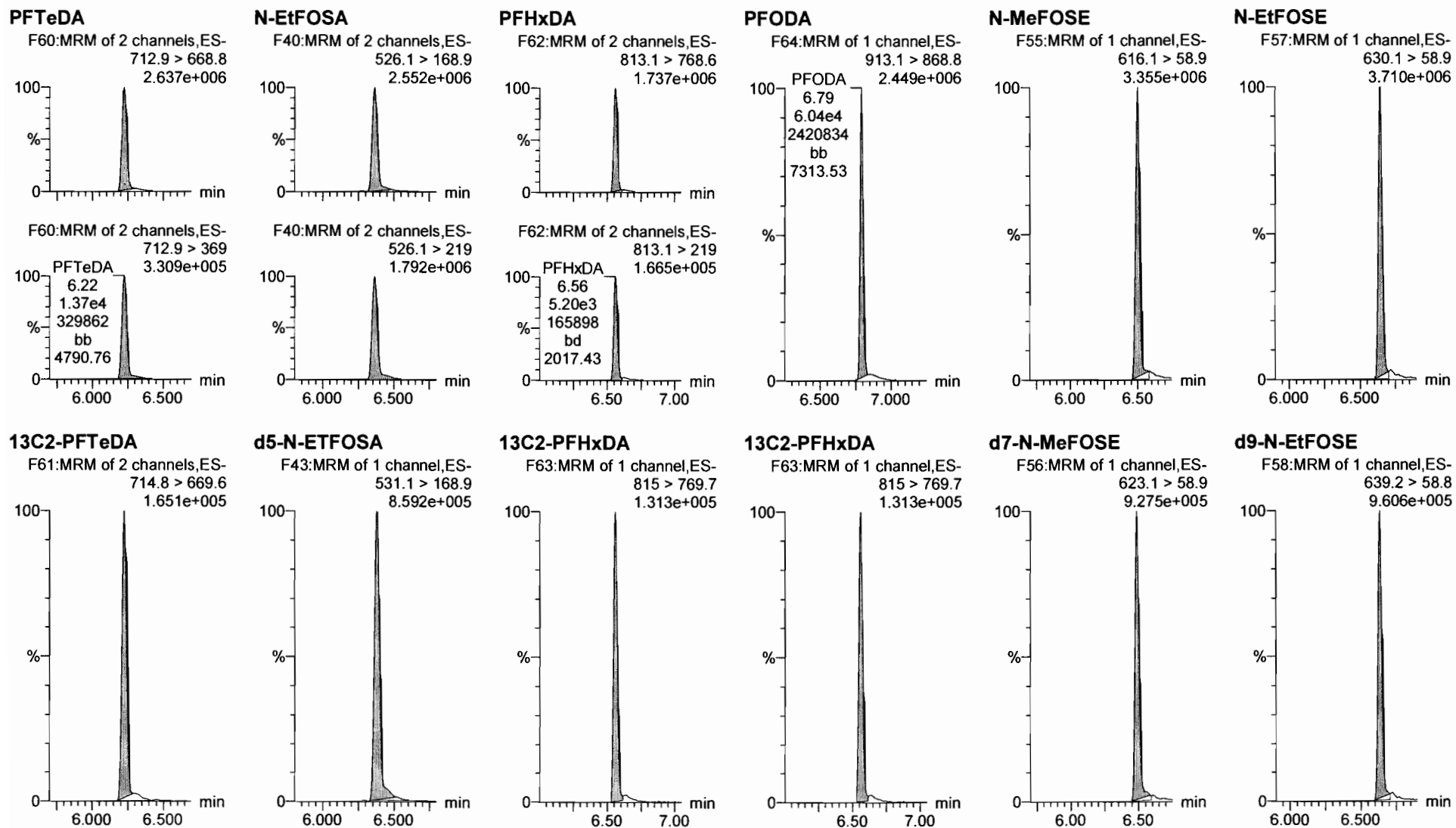


Dataset: Untitled

Last Altered: Thursday, March 01, 2018 12:45:16 Pacific Standard Time

Printed: Thursday, March 01, 2018 12:45:40 Pacific Standard Time

Name: 180228M1_9, Date: 28-Feb-2018, Time: 22:05:09, ID: ST180228M1-8 PFC CS5 18B2319, Description: PFC CS5 18B2319

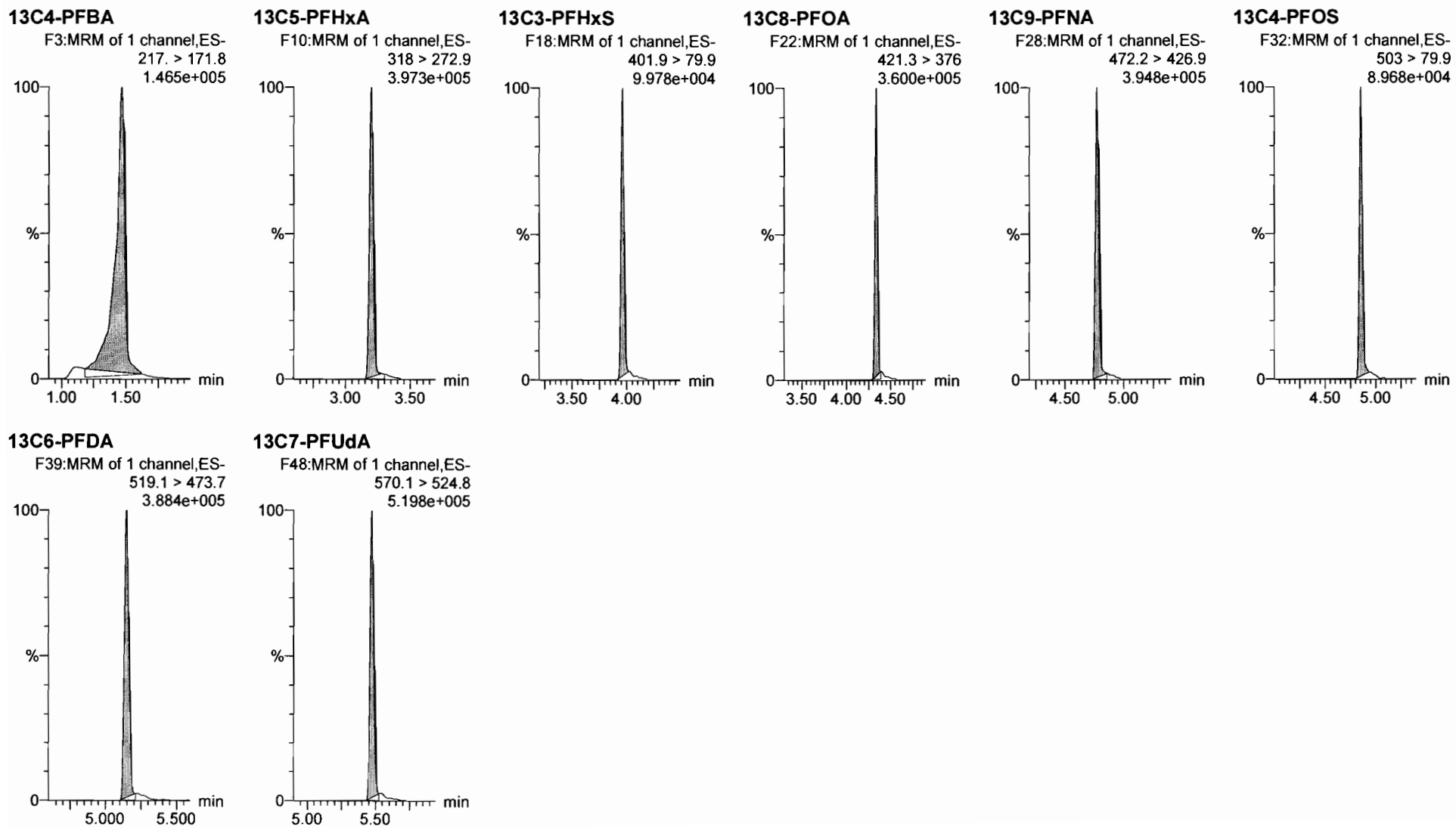


Dataset: Untitled

Last Altered: Thursday, March 01, 2018 12:45:16 Pacific Standard Time

Printed: Thursday, March 01, 2018 12:45:40 Pacific Standard Time

Name: 180228M1_9, Date: 28-Feb-2018, Time: 22:05:09, ID: ST180228M1-8 PFC CS5 18B2319, Description: PFC CS5 18B2319



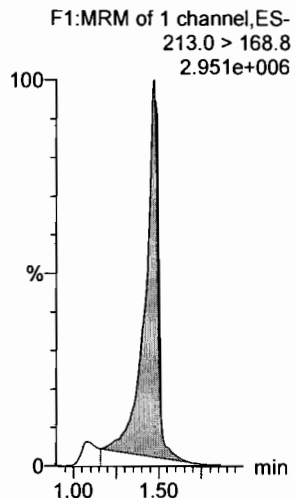
Dataset: Untitled

Last Altered: Thursday, March 01, 2018 12:45:16 Pacific Standard Time

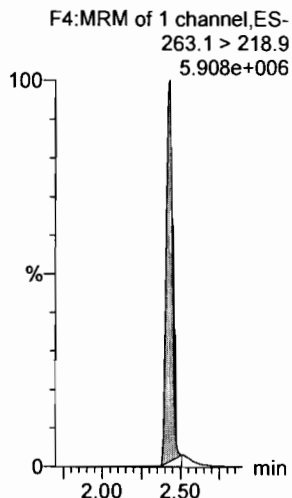
Printed: Thursday, March 01, 2018 12:45:40 Pacific Standard Time

Name: 180228M1_10, Date: 28-Feb-2018, Time: 22:16:39, ID: ST180228M1-9 PFC CS6 18B2320, Description: PFC CS6 18B2320

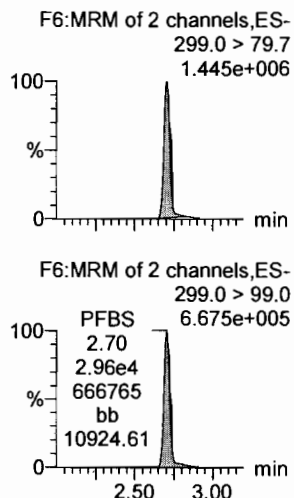
PFBA



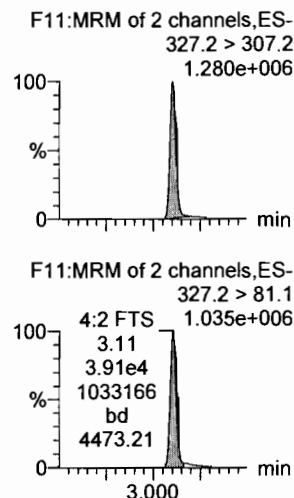
PFPeA



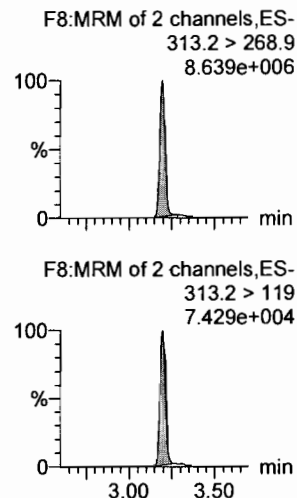
PFBS



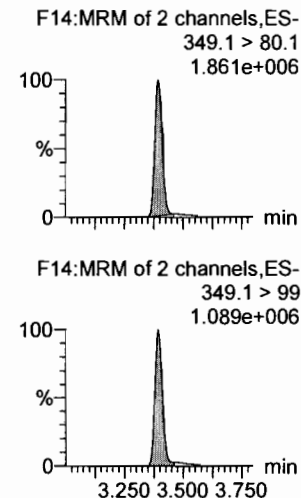
4:2 FTS



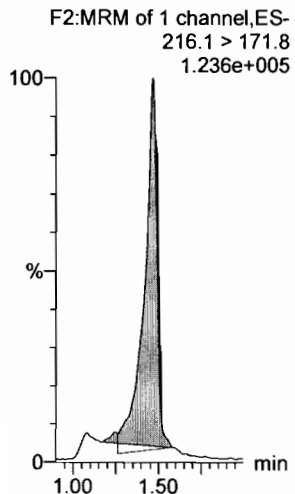
PFHxA



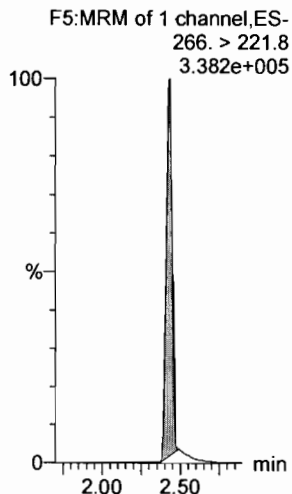
PFPeS



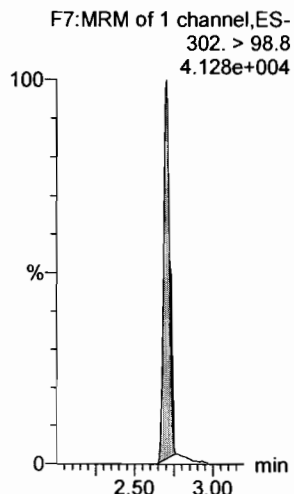
13C3-PFBA



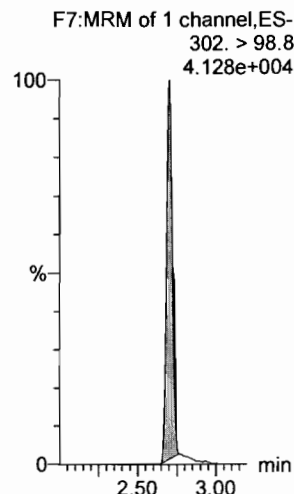
13C3-PFPeA



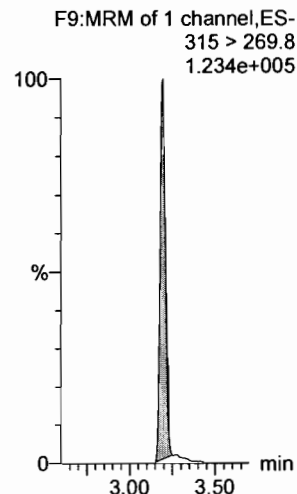
13C3-PFBS



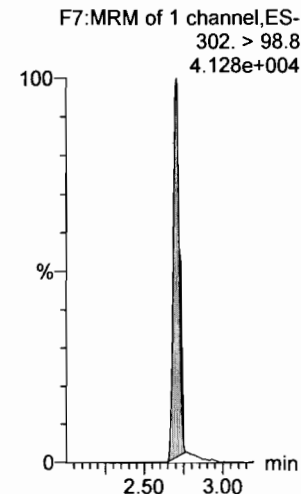
13C3-PFBS



13C2-PFHxA



13C3-PFBS



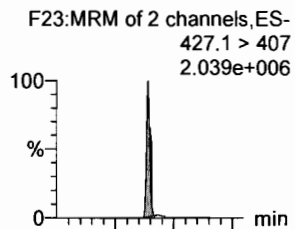
Dataset: Untitled

Last Altered: Thursday, March 01, 2018 12:45:16 Pacific Standard Time

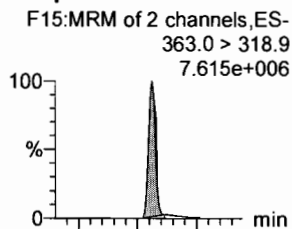
Printed: Thursday, March 01, 2018 12:45:40 Pacific Standard Time

Name: 180228M1_10, Date: 28-Feb-2018, Time: 22:16:39, ID: ST180228M1-9 PFC CS6 18B2320, Description: PFC CS6 18B2320

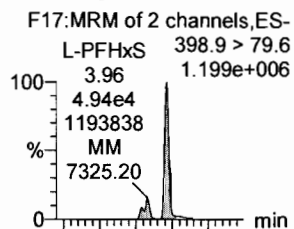
6:2 FTS



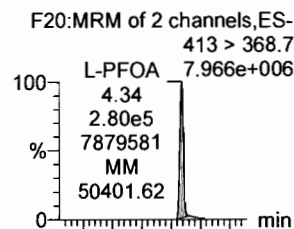
PFHpA



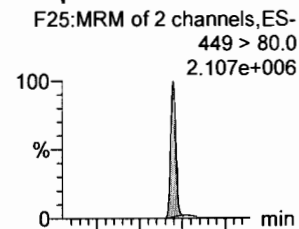
L-PFHxS



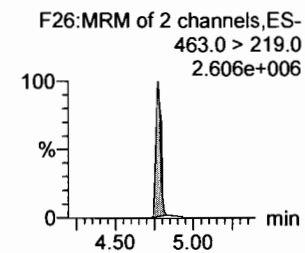
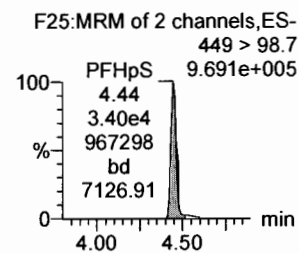
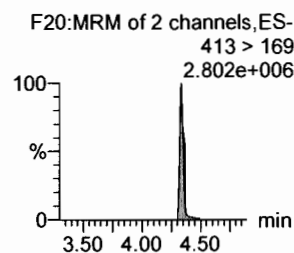
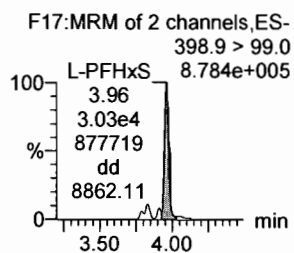
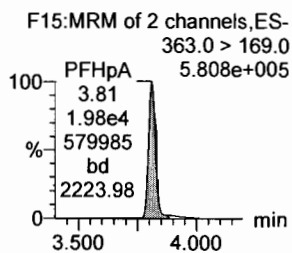
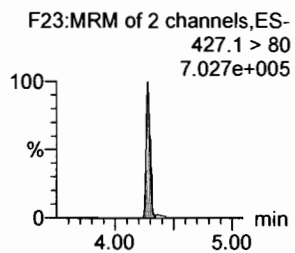
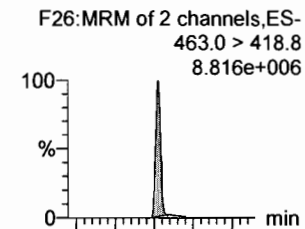
L-PFOA



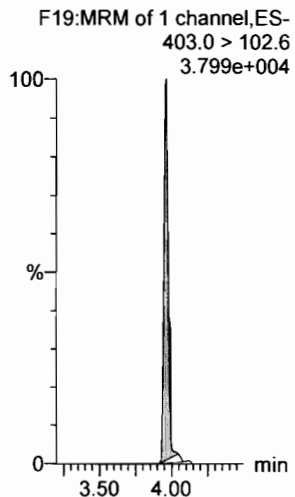
PFHpS



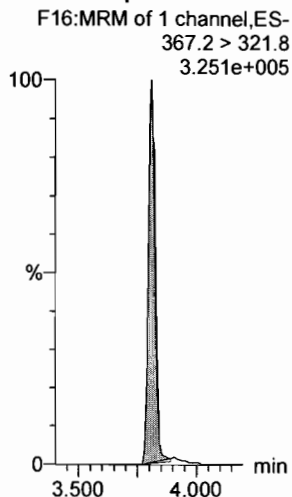
PFNA



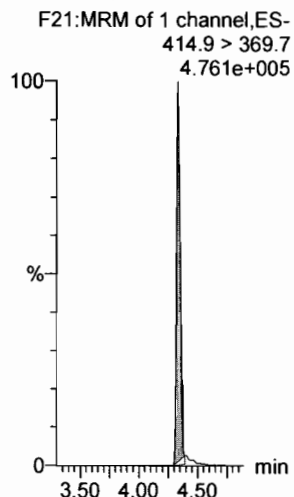
1802-PFHxS



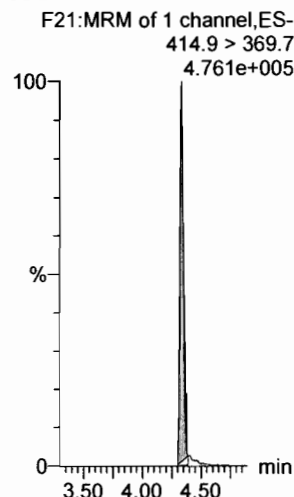
13C4-PFHpA



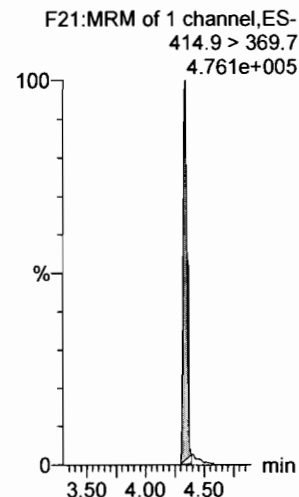
13C2-PFOA



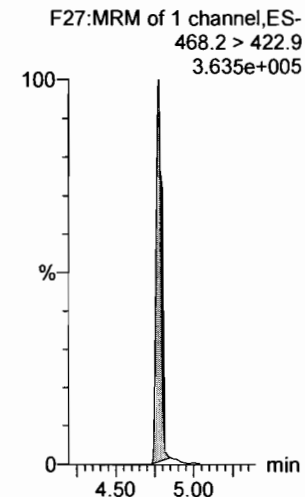
13C2-PFOA



13C2-PFOA



13C5-PFNA



Dataset: Untitled

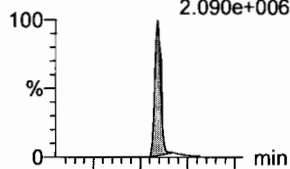
Last Altered: Thursday, March 01, 2018 12:45:16 Pacific Standard Time

Printed: Thursday, March 01, 2018 12:45:40 Pacific Standard Time

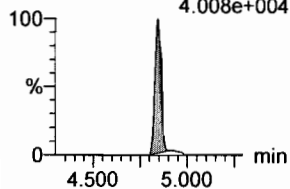
Name: 180228M1_10, Date: 28-Feb-2018, Time: 22:16:39, ID: ST180228M1-9 PFC CS6 18B2320, Description: PFC CS6 18B2320

PFOSA

F29:MRM of 4 channels,ES-
498.1 > 77.8
2.090e+006

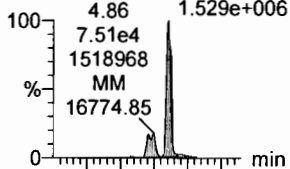


F29:MRM of 4 channels,ES-
498.1 > 478
4.008e+004

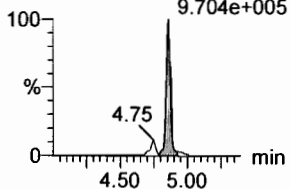


L-PFOS

F31:MRM of 2 channels,ES-
L-PFOS 499 > 79.9
1.529e+006

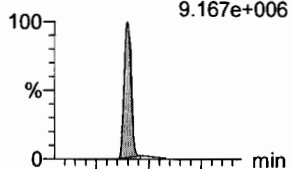


F31:MRM of 2 channels,ES-
499 > 99
9.704e+005

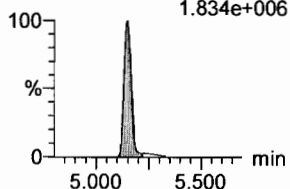


PFDA

F36:MRM of 2 channels,ES-
513 > 468.8
9.167e+006

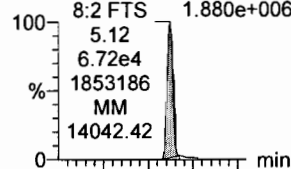


F36:MRM of 2 channels,ES-
513 > 219
1.834e+006

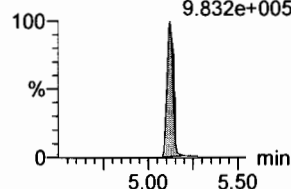


8:2 FTS

F41:MRM of 2 channels,ES-
527 > 506.9
1.880e+006

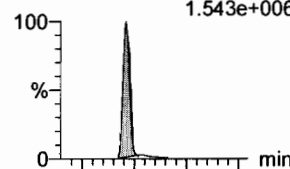


F41:MRM of 2 channels,ES-
527 > 80
9.832e+005

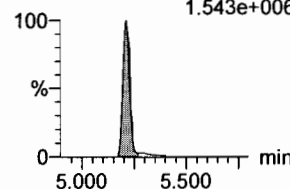


PFNS

F44:MRM of 2 channels,ES-
549.1 > 80.1
1.543e+006

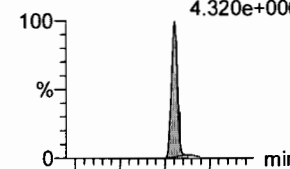


F44:MRM of 2 channels,ES-
549.1 > 80.1
1.543e+006

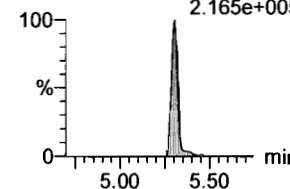


N-MeFOSAA

F47:MRM of 2 channels,ES-
570.1 > 419
4.320e+006

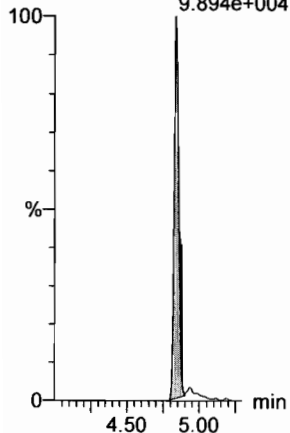


F47:MRM of 2 channels,ES-
570.1 > 483.0
2.165e+005




13C8-PFOSA

F33:MRM of 1 channel,ES-
506.1 > 77.7
9.894e+004



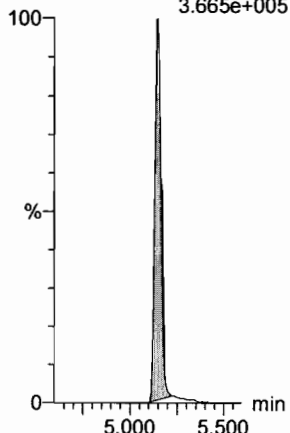
13C8-PFOS

F34:MRM of 1 channel,ES-
507.0 > 79.9
9.696e+004



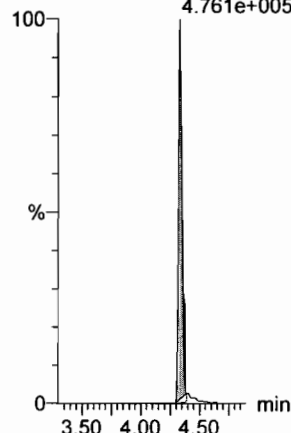
13C2-PFDA

F37:MRM of 1 channel,ES-
515.1 > 469.9
3.665e+005



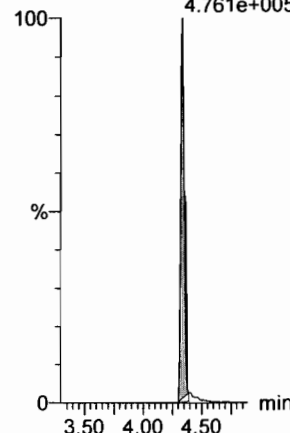
13C2-PFOA

F21:MRM of 1 channel,ES-
414.9 > 369.7
4.761e+005



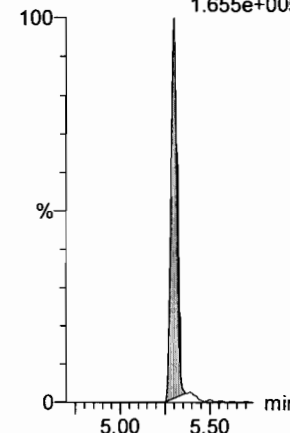
13C2-PFOA

F21:MRM of 1 channel,ES-
414.9 > 369.7
4.761e+005



d3-N-MeFOSAA

F49:MRM of 1 channel,ES-
573.3 > 419
1.655e+005

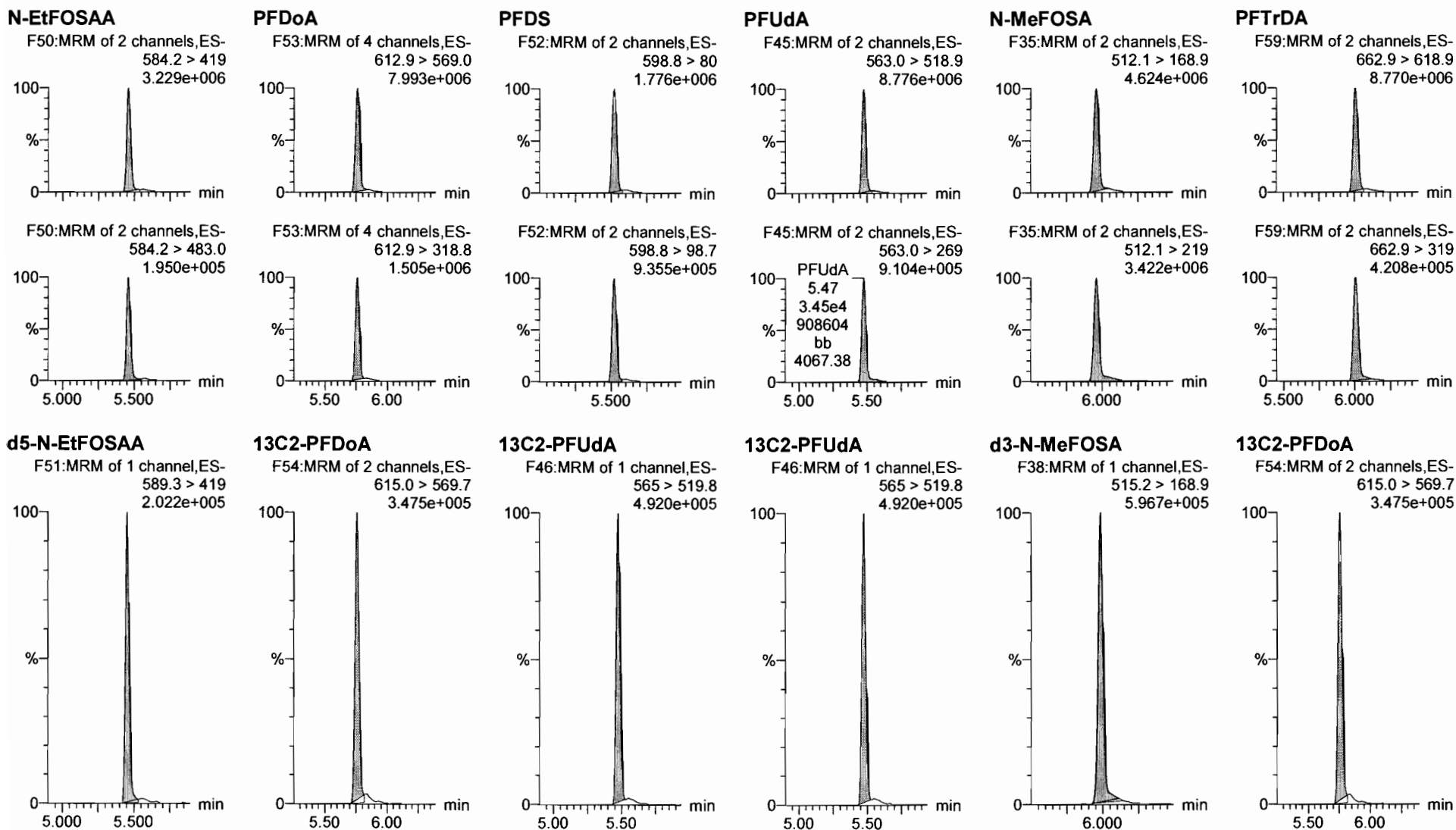


Dataset: Untitled

Last Altered: Thursday, March 01, 2018 12:45:16 Pacific Standard Time

Printed: Thursday, March 01, 2018 12:45:40 Pacific Standard Time

Name: 180228M1_10, Date: 28-Feb-2018, Time: 22:16:39, ID: ST180228M1-9 PFC CS6 18B2320, Description: PFC CS6 18B2320

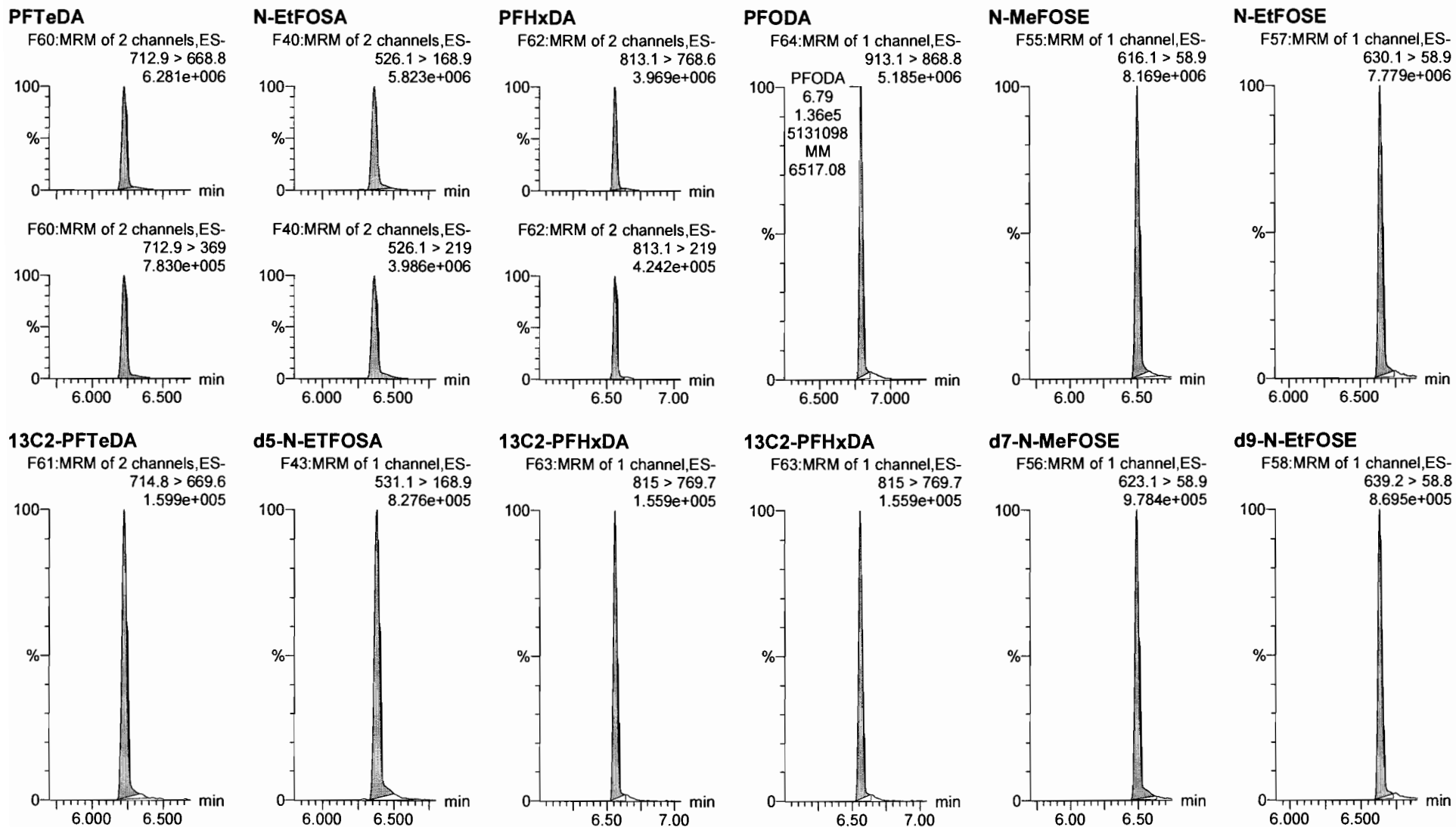


Dataset: Untitled

Last Altered: Thursday, March 01, 2018 12:45:16 Pacific Standard Time

Printed: Thursday, March 01, 2018 12:45:40 Pacific Standard Time

Name: 180228M1_10, Date: 28-Feb-2018, Time: 22:16:39, ID: ST180228M1-9 PFC CS6 18B2320, Description: PFC CS6 18B2320



Dataset: Untitled

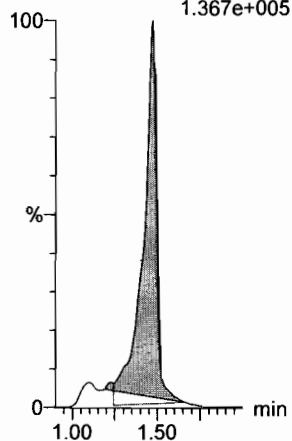
Last Altered: Thursday, March 01, 2018 12:45:16 Pacific Standard Time

Printed: Thursday, March 01, 2018 12:45:40 Pacific Standard Time

Name: 180228M1_10, Date: 28-Feb-2018, Time: 22:16:39, ID: ST180228M1-9 PFC CS6 18B2320, Description: PFC CS6 18B2320

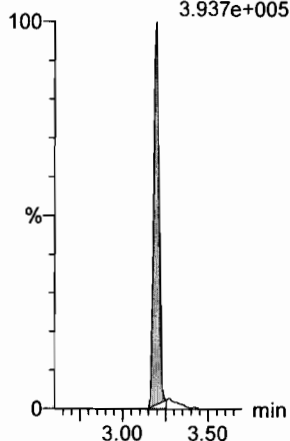
13C4-PFBA

F3:MRM of 1 channel,ES-
217. > 171.8
1.367e+005



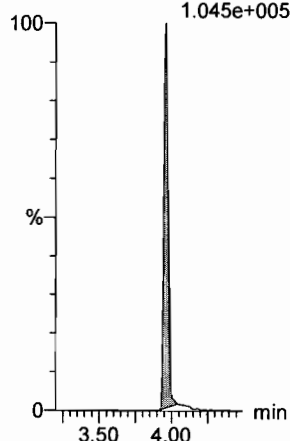
13C5-PFHxA

F10:MRM of 1 channel,ES-
318 > 272.9
3.937e+005




13C3-PFHxS

F18:MRM of 1 channel,ES-
401.9 > 79.9
1.045e+005



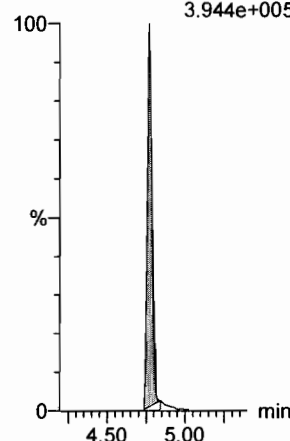
13C8-PFOA

F22:MRM of 1 channel,ES-
421.3 > 376
3.756e+005



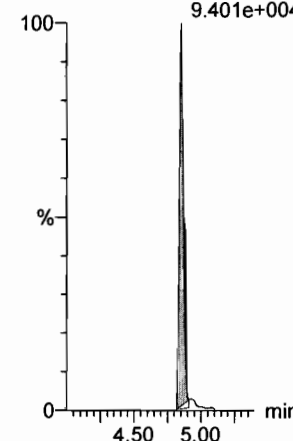
13C9-PFNA

F28:MRM of 1 channel,ES-
472.2 > 426.9
3.944e+005



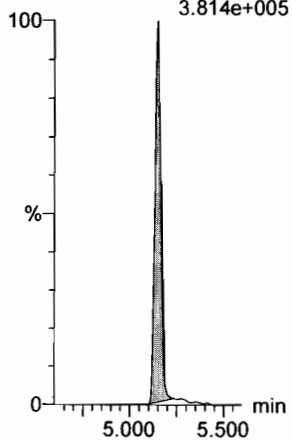
13C4-PFOS

F32:MRM of 1 channel,ES-
503 > 79.9
9.401e+004



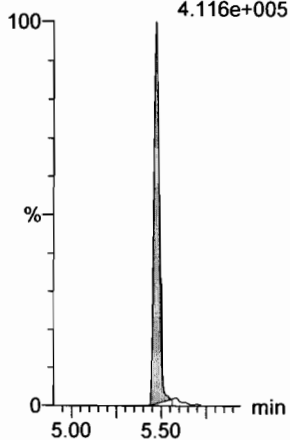
13C6-PFDA

F39:MRM of 1 channel,ES-
519.1 > 473.7
3.814e+005



13C7-PFUdA

F48:MRM of 1 channel,ES-
570.1 > 524.8
4.116e+005



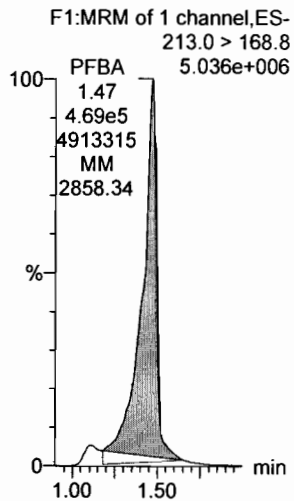
Dataset: Untitled

Last Altered: Thursday, March 01, 2018 12:45:16 Pacific Standard Time

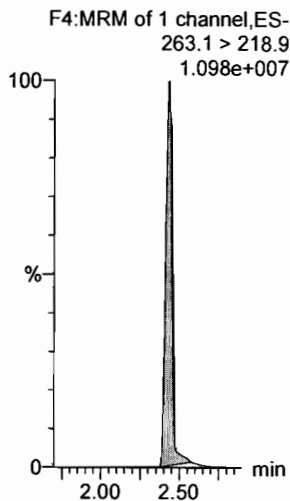
Printed: Thursday, March 01, 2018 12:45:40 Pacific Standard Time

Name: 180228M1_11, Date: 28-Feb-2018, Time: 22:28:09, ID: ST180228M1-10 PFC CS7 18B2321, Description: PFC CS7 18B2321

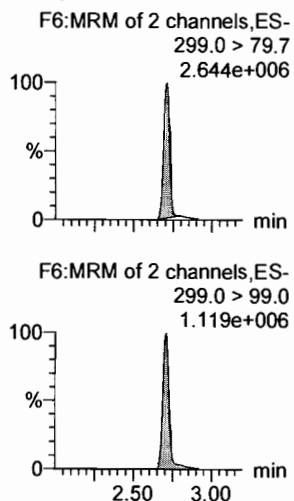
PFBA



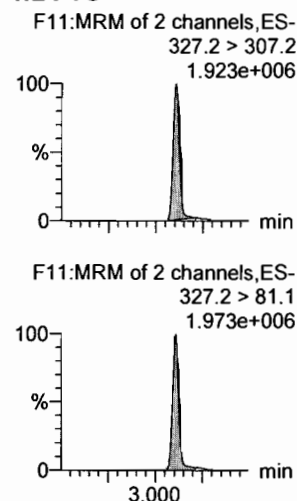
PFPeA



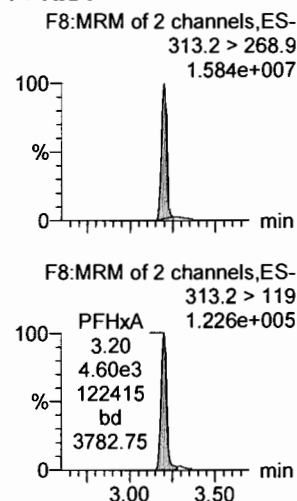
PFBS



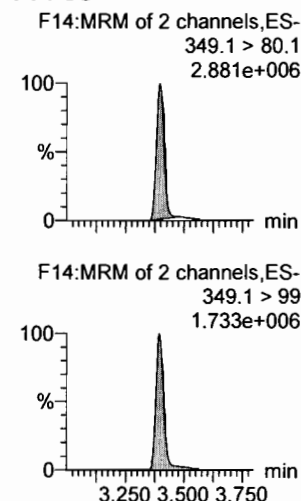
4:2 FTS



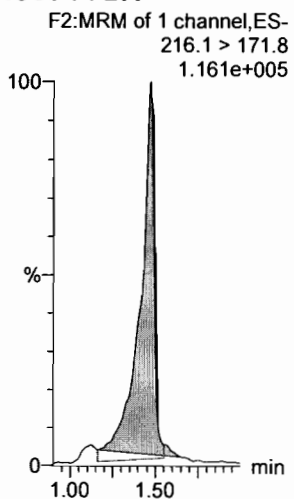
PFHxA



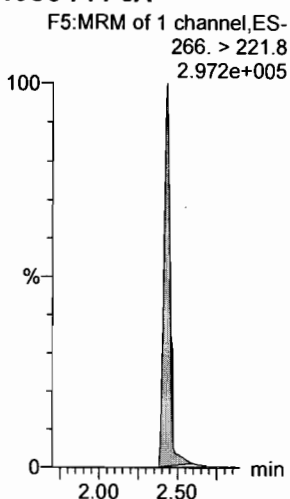
PFPeS



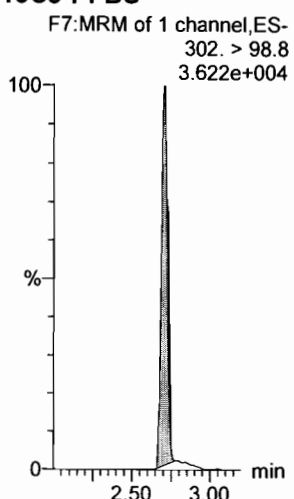
13C3-PFBA



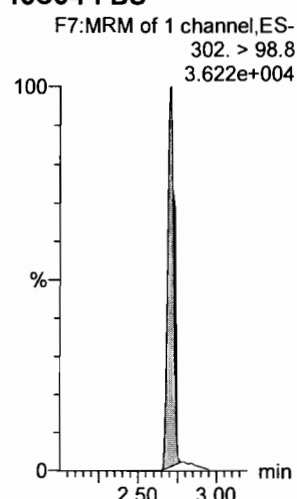
13C3-PFPeA



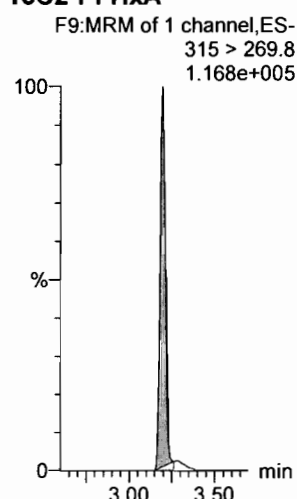
13C3-PFBS



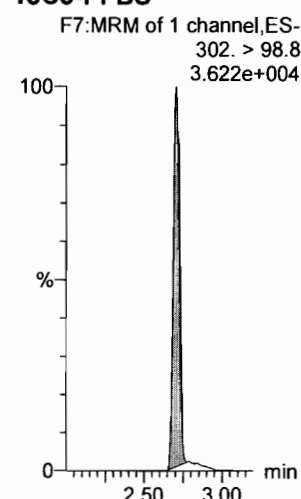
13C3-PFBS



13C2-PFHxA



13C3-PFBS

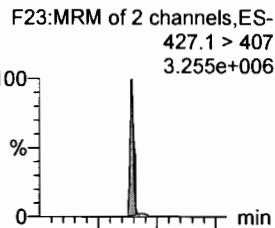


Dataset: Untitled

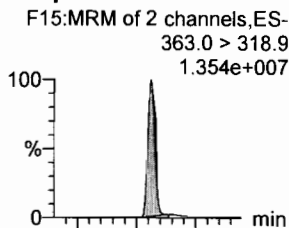
Last Altered: Thursday, March 01, 2018 12:45:16 Pacific Standard Time
Printed: Thursday, March 01, 2018 12:45:40 Pacific Standard Time

Name: 180228M1_11, Date: 28-Feb-2018, Time: 22:28:09, ID: ST180228M1-10 PFC CS7 18B2321, Description: PFC CS7 18B2321

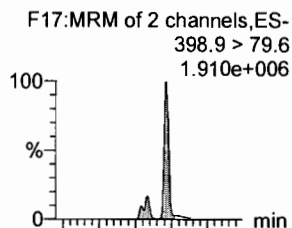
6:2 FTS



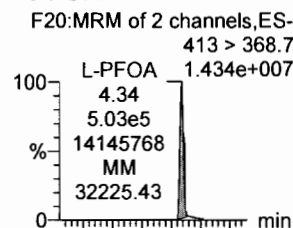
PFHpA



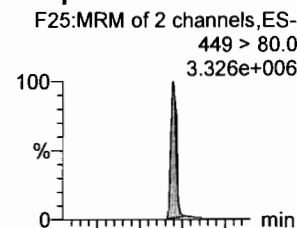
L-PFHxS



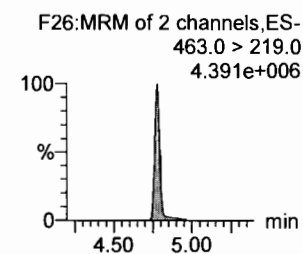
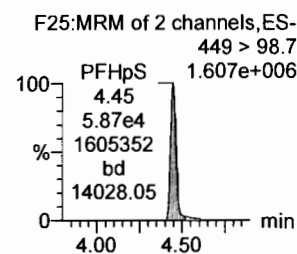
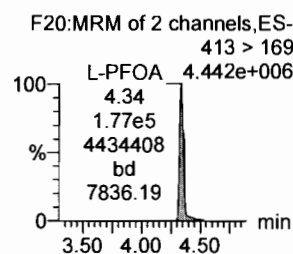
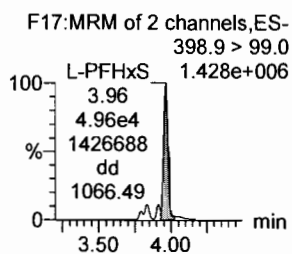
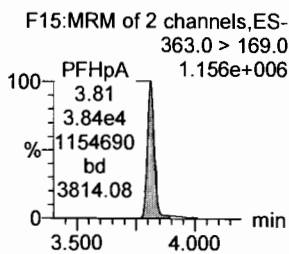
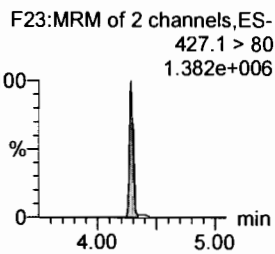
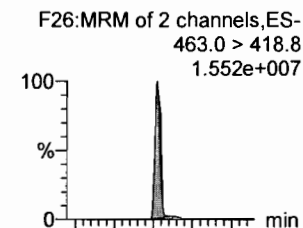
L-PFOA



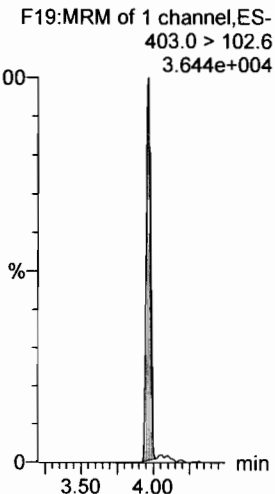
PFHpS



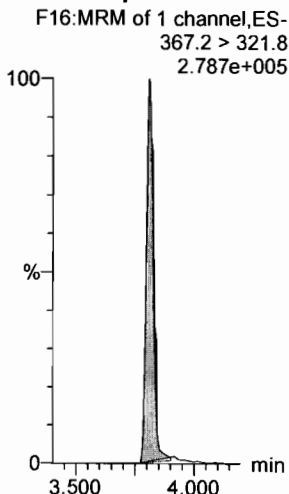
PFNA




1802-PFHxS



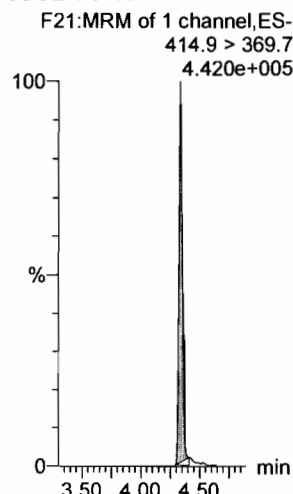
13C4-PFHpA



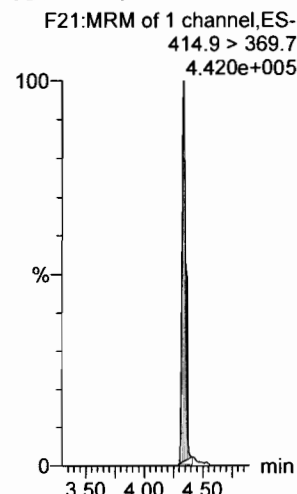
13C2-PFOA



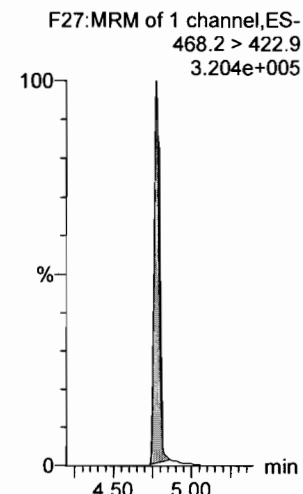
13C2-PFOA



13C2-PFOA



13C5-PFNA



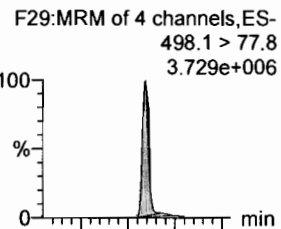
Dataset: Untitled

Last Altered: Thursday, March 01, 2018 12:45:16 Pacific Standard Time

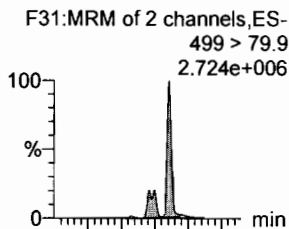
Printed: Thursday, March 01, 2018 12:45:40 Pacific Standard Time

Name: 180228M1_11, Date: 28-Feb-2018, Time: 22:28:09, ID: ST180228M1-10 PFC CS7 18B2321, Description: PFC CS7 18B2321

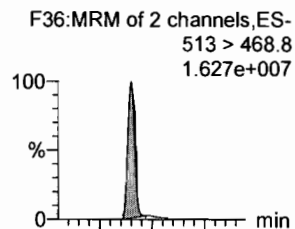
PFOSA



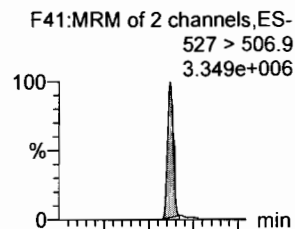
L-PFOS



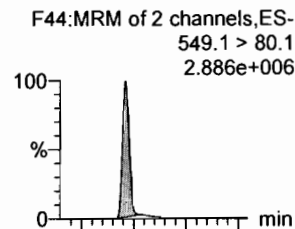
PFDA



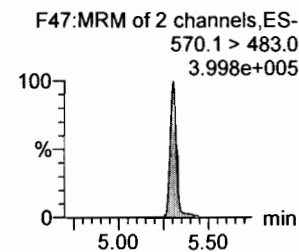
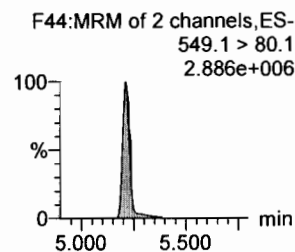
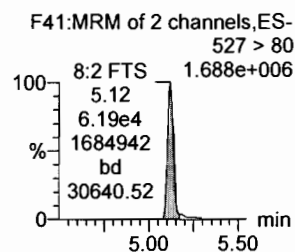
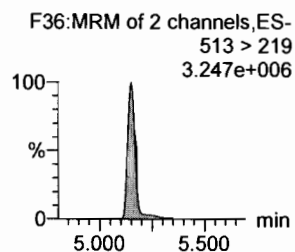
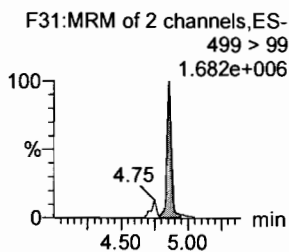
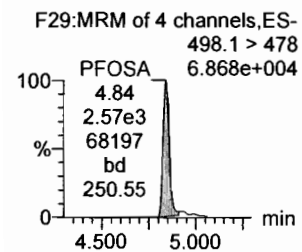
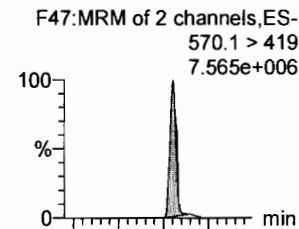
8:2 FTS



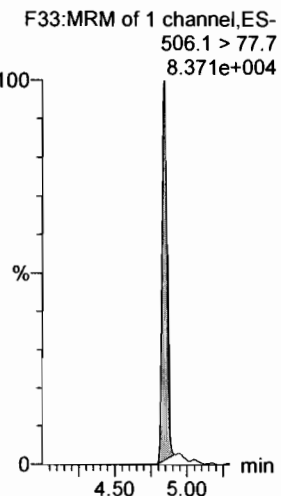
PFNS



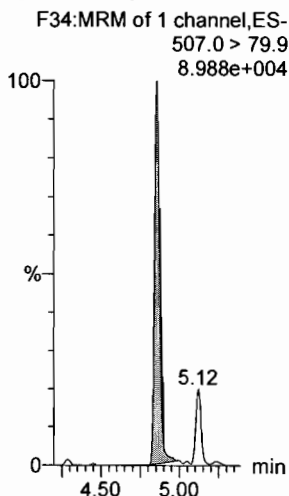
N-MeFOSAA



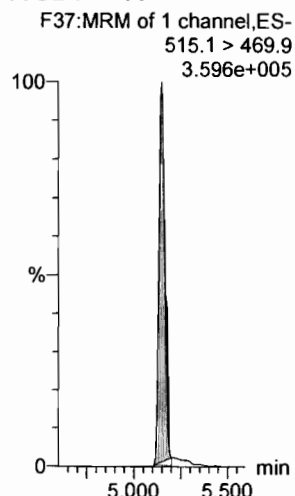
13C8-PFOSA




13C8-PFOS



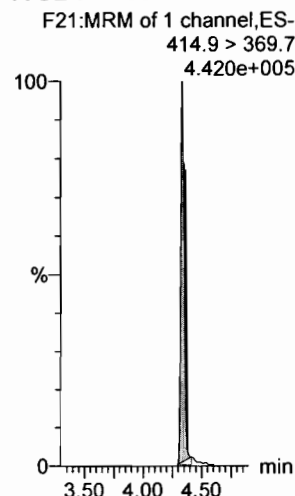
13C2-PFDA



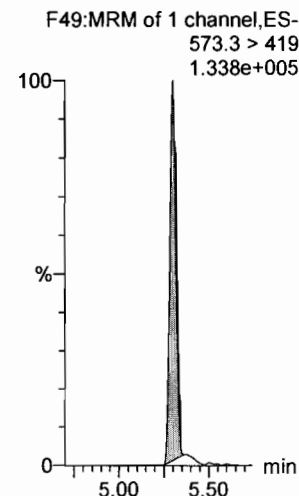
13C2-PFOA



13C2-PFOA



d3-N-MeFOSAA

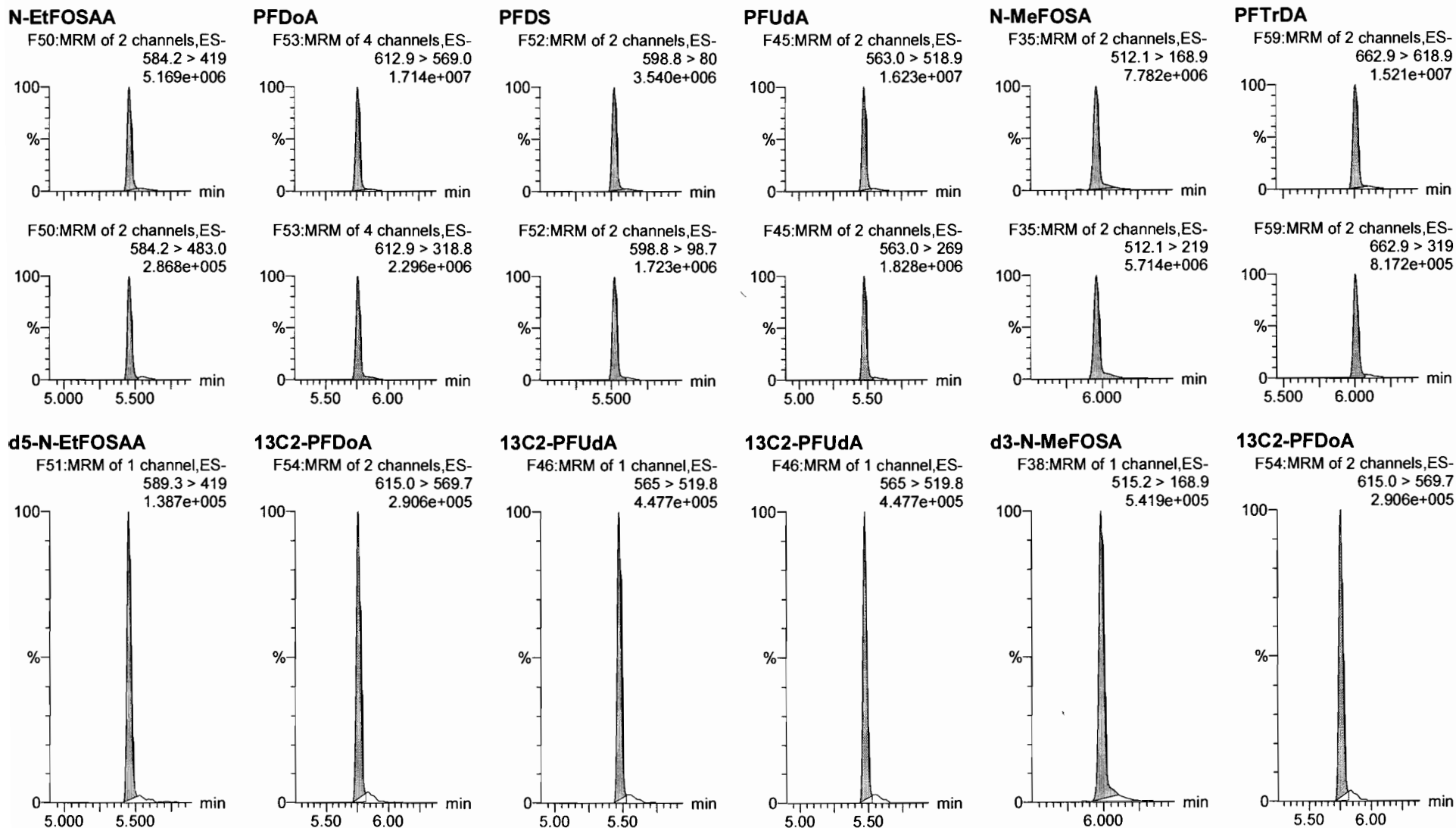


Dataset: Untitled

Last Altered: Thursday, March 01, 2018 12:45:16 Pacific Standard Time

Printed: Thursday, March 01, 2018 12:45:40 Pacific Standard Time

Name: 180228M1_11, Date: 28-Feb-2018, Time: 22:28:09, ID: ST180228M1-10 PFC CS7 18B2321, Description: PFC CS7 18B2321

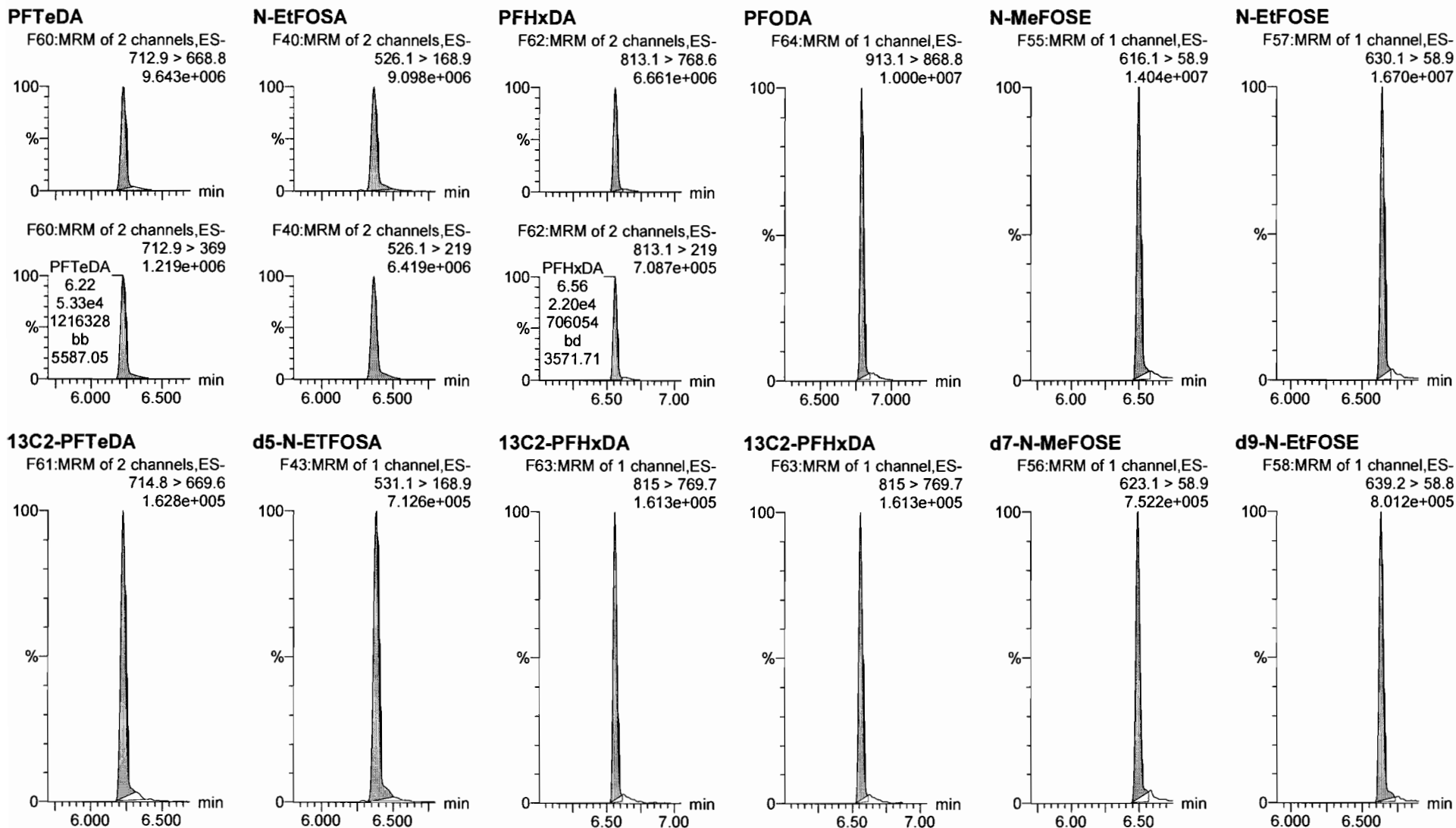


Dataset: Untitled

Last Altered: Thursday, March 01, 2018 12:45:16 Pacific Standard Time

Printed: Thursday, March 01, 2018 12:45:40 Pacific Standard Time

Name: 180228M1_11, Date: 28-Feb-2018, Time: 22:28:09, ID: ST180228M1-10 PFC CS7 18B2321, Description: PFC CS7 18B2321



Dataset: Untitled

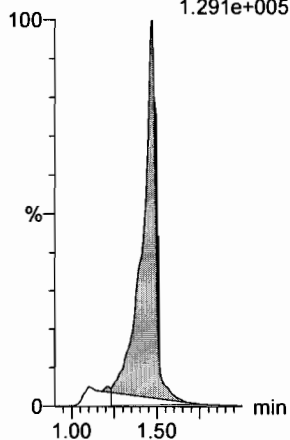
Last Altered: Thursday, March 01, 2018 12:45:16 Pacific Standard Time

Printed: Thursday, March 01, 2018 12:45:40 Pacific Standard Time

Name: 180228M1_11, Date: 28-Feb-2018, Time: 22:28:09, ID: ST180228M1-10 PFC CS7 18B2321, Description: PFC CS7 18B2321

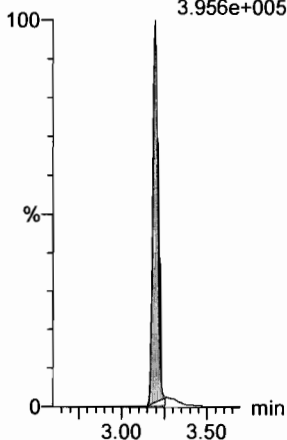
13C4-PFBA

F3:MRM of 1 channel,ES-
217. > 171.8
1.291e+005



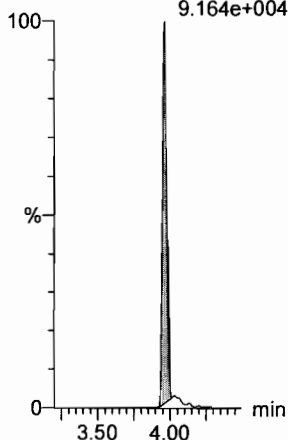
13C5-PFHxA

F10:MRM of 1 channel,ES-
318 > 272.9
3.956e+005



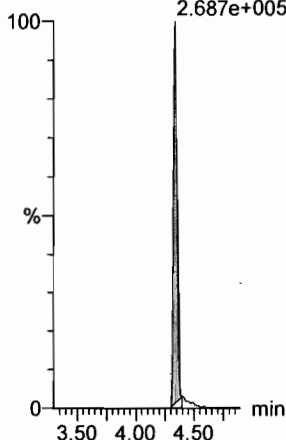
13C3-PFHxS

F18:MRM of 1 channel,ES-
401.9 > 79.9
9.164e+004



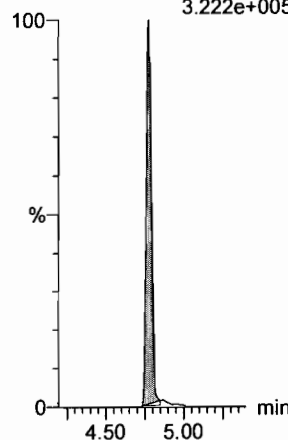
13C8-PFOA

F22:MRM of 1 channel,ES-
421.3 > 376
2.687e+005



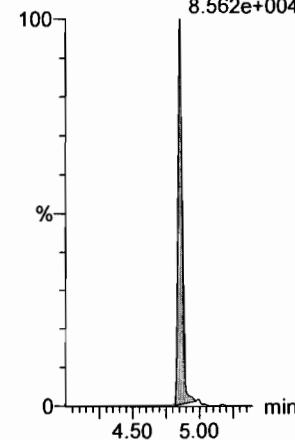
13C9-PFNA

F28:MRM of 1 channel,ES-
472.2 > 426.9
3.222e+005



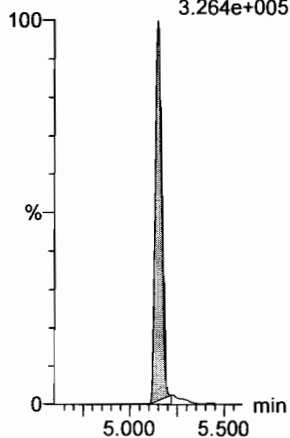
13C4-PFOS

F32:MRM of 1 channel,ES-
503 > 79.9
8.562e+004



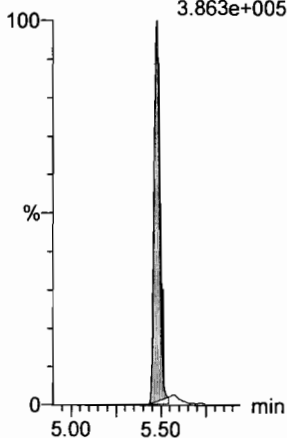
13C6-PFDA

F39:MRM of 1 channel,ES-
519.1 > 473.7
3.264e+005



13C7-PFUDa

F48:MRM of 1 channel,ES-
570.1 > 524.8
3.863e+005



Dataset: F:\Projects\PFAS.PRO\Results\180228M1\180228M1-13.qld

Rev'ol JA 03/01/2018

Last Altered: Thursday, March 01, 2018 13:05:20 Pacific Standard Time

Printed: Thursday, March 01, 2018 13:05:35 Pacific Standard Time

ⓐ Not in UV.

Method: F:\Projects\PFAS.PRO\MethDB\PFAS_FULL_80C_022718.mdb 28 Feb 2018 13:19:45

Calibration: F:\Projects\PFAS.PRO\CurveDB\C18_VAL-PFAS_Q4_02-28-18-FULL.cdb 01 Mar 2018 12:54:21

Name: 180228M1_13, Date: 28-Feb-2018, Time: 22:51:06, ID: ICV180228M1-1 PFC ICV 18B2311, Description: PFC ICV 18B2311

#	Name	Trace	Area	IS Area	RRF	Pred.RT	RT	y Axis Resp.	Conc.	%Rec	Recovery	Out
1	1 PFBA	213.0 > 168.8	7.86e3	9.63e3		1.46	1.47	10.2	8.75	87.5	NO	
2	2 PFPeA	263.1 > 218.9	9.72e3	1.39e4		2.31	2.43	8.74	9.18	91.8	NO	
3	3 PFBS	299.0 > 79.7	1.97e3	1.74e3		2.60	2.70	14.1	8.17	81.7	NO	
4	4 4:2 FTS	327.2>307.2	1.74e3	1.74e3		3.00	3.11	12.4	8.58	85.8	NO	
5	5 PFHxA	313.2 > 268.9	1.10e4	4.34e3		3.19	3.20	12.7	8.08	80.8	NO	
6	6 PFPeS	349.1>80.1	2.39e3	1.74e3		3.39	3.39	17.1	9.06	90.6	NO	
7	7 PFHpA	363.0 > 318.9	9.10e3	9.01e3		3.81	3.81	12.6	10.0	100.0	NO	
8	8 L-PFHxS	398.9 > 79.6	1.74e3	1.33e3		4.17	3.96	16.4	8.03	80.3	NO	
9	10 6:2 FTS	427.1 > 407	2.33e3	1.61e4		4.28	4.28	1.81	8.53	85.3	NO	
10	11 L-PFOA	413 > 368.7	1.14e4	1.61e4		4.40	4.34	8.83	9.14	91.4	NO	
11	13 PFHpS	449 > 80.0	2.53e3	1.61e4		4.44	4.44	1.96	8.80	88.0	NO	
12	14 PFNA	463.0 > 418.8	1.17e4	1.20e4		4.76	4.77	12.2	9.62	96.2	NO	
13	15 PFOSA	498.1 > 77.8	2.91e3	4.19e3		4.83	4.84	8.67	8.90	89.0	NO	
14	16 L-PFOS	499 > 79.9	2.46e3	3.30e3		4.90	4.85	9.31	9.19	91.9	NO	
15	18 PFDA	513 > 468.8	1.44e4	1.40e4		5.14	5.15	12.9	8.78	87.8	NO	
16	19 8:2 FTS	527 > 506.9	2.94e3	1.61e4		5.12	5.12	2.28	8.30	83.0	NO	
17	20 PFNS	549.1>80.1	2.11e3	3.30e3		5.08	5.21	8.01	9.97	99.7	NO	
18	21 N-MeFOSAA	570.1 > 419	6.11e3	4.68e3		5.29	5.30	16.3	12.2	121.6	NO	
19	22 N-EiFOSAA	584.2 > 419	4.65e3	6.48e3		5.45	5.46	8.97	9.54	95.4	NO	
20	23 PFUdA	563.0 > 518.9	1.26e4	1.46e4		5.46	5.47	10.8	10.9	108.5	NO	
21	24 PFDS	598.8 > 80	2.92e3	1.46e4		5.51	5.52	2.51	10.5	105.0	NO	
22	25 PFDoA	612.9 > 569.0	1.36e4	1.46e4		5.74	5.76	11.7	9.34	93.4	NO	
23	26 N-MeFOSA	512.1 > 168.9		2.16e4		5.84				ⓐ	NO	
24	27 PFTrDA	662.9 > 618.9	1.40e4	1.46e4		5.98	6.01	12.0	8.24	82.4	NO	
25	28 PFTeDA	712.9 > 668.8	1.03e4	5.44e3		6.20	6.22	23.7	9.89	98.9	NO	
26	29 N-EiFOSA	526.1 > 168.9		3.53e4		6.22				ⓐ	NO	
27	30 PFHxDA	813.1 > 768.6		3.82e3		6.51				ⓐ	NO	
28	31 PFODA	913.1 > 868.8		3.82e3		6.74				ⓐ	NO	
29	32 N-MeFOSE	616.1 > 58.9		2.58e4		6.31				ⓐ	NO	
30	33 N-EiFOSE	630.1 > 58.9		2.91e4		6.45				ⓐ	NO	
31	34 13C3-PFBA	216.1 > 171.8	9.63e3	1.04e4	0.869	1.46	1.47	11.5	13.3	106.3	NO	

em
3/1/18

Dataset: F:\Projects\PFAS.PRO\Results\180228M1\180228M1-13.qld

Last Altered: Thursday, March 01, 2018 13:05:20 Pacific Standard Time

Printed: Thursday, March 01, 2018 13:05:35 Pacific Standard Time

Name: 180228M1_13, Date: 28-Feb-2018, Time: 22:51:06, ID: ICV180228M1-1 PFC ICV 18B2311, Description: PFC ICV 18B2311

	# Name	Trace	Area	IS Area	RRF	Pred.RT	RT	y Axis Resp.	Conc.	%Rec	Recovery	Out
32	35 13C3-PFPeA	266. > 221.8	1.39e4	1.29e4	0.978	2.42	2.43	13.4	13.8	110.0	NO	
33	36 13C3-PFBS	302. > 98.8	1.74e3	1.29e4	0.123	2.69	2.70	1.69	13.7	109.5	NO	
34	37 13C2-PFHxA	315 > 269.8	4.34e3	1.29e4	0.712	3.19	3.20	4.20	5.90	118.0	NO	
35	38 13C4-PFHpA	367.2 > 321.8	9.01e3	1.29e4	0.678	3.81	3.81	8.72	12.9	102.9	NO	
36	39 18O2-PFHxS	403.0 > 102.6	1.33e3	3.55e3	0.392	3.96	3.96	4.68	11.9	95.4	NO	
37	40 13C2-PFOA	414.9 > 369.7	1.61e4	1.24e4	1.308	4.33	4.34	16.2	12.4	99.1	NO	
38	41 13C5-PFNA	468.2 > 422.9	1.20e4	1.31e4	0.976	4.76	4.77	11.4	11.7	93.7	NO	
39	42 13C8-PFOSA	506.1 > 77.7	4.19e3	1.83e4	0.254	4.83	4.84	2.86	11.2	89.9	NO	
40	43 13C8-PFOS	507.0 > 79.9	3.30e3	3.44e3	1.040	4.84	4.85	12.0	11.5	92.0	NO	
41	44 13C2-PFDA	515.1 > 469.9	1.40e4	1.48e4	0.967	5.14	5.15	11.8	12.2	97.7	NO	
42	45 d3-N-MeFOSAA	573.3 > 419	4.68e3	1.83e4	0.381	5.29	5.30	3.19	8.37	67.0	NO	
43	46 d5-N-EtFOSAA	589.3 > 419	6.48e3	1.83e4	0.399	5.45	5.46	4.42	11.1	88.7	NO	
44	47 13C2-PFUdA	565 > 519.8	1.46e4	1.83e4	0.985	5.46	5.47	9.94	10.1	80.8	NO	
45	48 13C2-PFDoA	615.0 > 569.7	1.46e4	1.83e4	0.813	5.74	5.76	9.92	12.2	97.6	NO	
46	49 d3-N-MeFOSA	515.2 > 168.9	2.16e4	1.83e4	0.124	5.84	5.98	14.8	118	79.0	NO	
47	50 13C2-PFTeDA	714.8 > 669.6	5.44e3	1.83e4	0.379	6.20	6.23	3.71	9.79	78.3	NO	
48	51 d5-N-ETFOSA	531.1 > 168.9	3.53e4	1.83e4	0.189	6.22	6.38	24.1	127	84.7	NO	
49	52 13C2-PFHxDA	815 > 769.7	3.82e3	1.83e4	0.703	6.51	6.56	2.61	3.71	74.2	NO	
50	53 d7-N-MeFOSE	623.1 > 58.9	2.58e4	1.83e4	0.157	6.31	6.49	17.6	112	74.4	NO	
51	54 d9-N-EtFOSE	639.2 > 58.8	2.91e4	1.83e4	0.146	6.45	6.63	19.8	135	90.3	NO	
52	55 13C4-PFBA	217. > 171.8	1.04e4	1.04e4	1.000	1.46	1.47	12.5	12.5	100.0	NO	
53	56 13C5-PFHxA	318 > 272.9	1.29e4	1.29e4	1.000	3.19	3.20	12.5	12.5	100.0	NO	
54	57 13C3-PFHxS	401.9 > 79.9	3.55e3	3.55e3	1.000	3.96	3.96	12.5	12.5	100.0	NO	
55	58 13C8-PFOA	421.3 > 376	1.24e4	1.24e4	1.000	4.33	4.34	12.5	12.5	100.0	NO	
56	59 13C9-PFNA	472.2 > 426.9	1.31e4	1.31e4	1.000	4.70	4.77	12.5	12.5	100.0	NO	
57	60 13C4-PFOS	503 > 79.9	3.44e3	3.44e3	1.000	4.84	4.85	12.5	12.5	100.0	NO	
58	61 13C6-PFDA	519.1 > 473.7	1.48e4	1.48e4	1.000	5.14	5.15	12.5	12.5	100.0	NO	
59	62 13C7-PFUdA	570.1 > 524.8	1.83e4	1.83e4	1.000	5.46	5.47	12.5	12.5	100.0	NO	

Dataset: F:\Projects\PFAS.PRO\Results\180228M1\180228M1-13.qld

Last Altered: Thursday, March 01, 2018 13:05:20 Pacific Standard Time

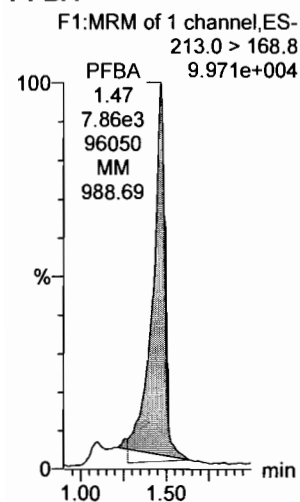
Printed: Thursday, March 01, 2018 13:05:35 Pacific Standard Time

Method: F:\Projects\PFAS.PRO\MethDB\PFAS_FULL_80C_022718.mdb 28 Feb 2018 13:19:45

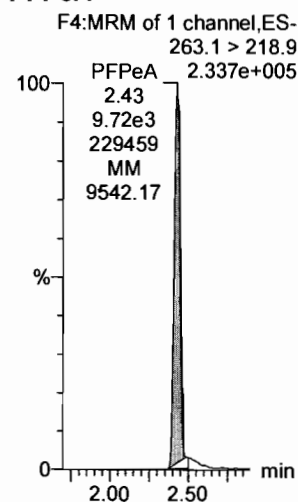
Calibration: F:\Projects\PFAS.PRO\CurveDB\C18_VAL-PFAS_Q4_02-28-18-FULL.cdb 01 Mar 2018 12:54:21

Name: 180228M1_13, Date: 28-Feb-2018, Time: 22:51:06, ID: ICV180228M1-1 PFC ICV 18B2311, Description: PFC ICV 18B2311

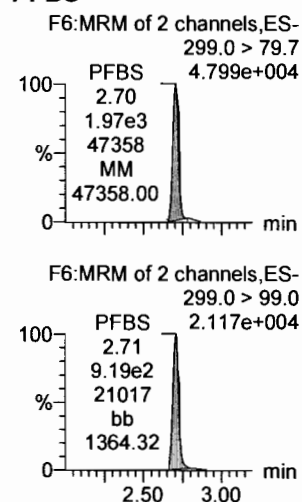
PFBA



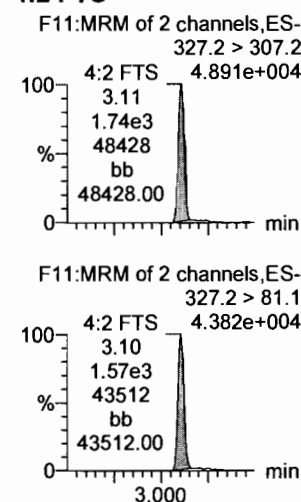
PFPeA



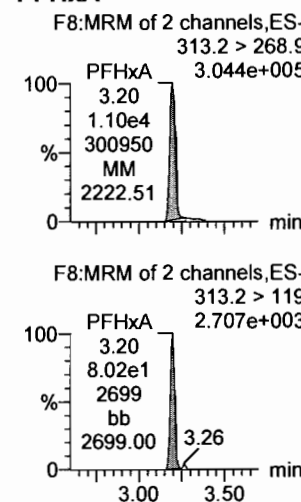
PFBS



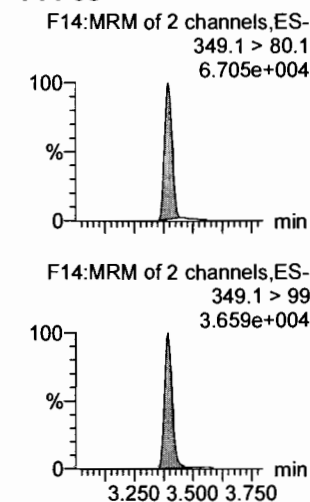
4:2 FTS



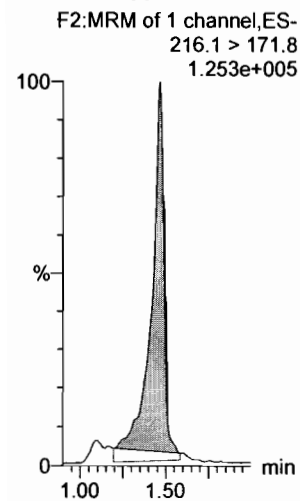
PFHxA



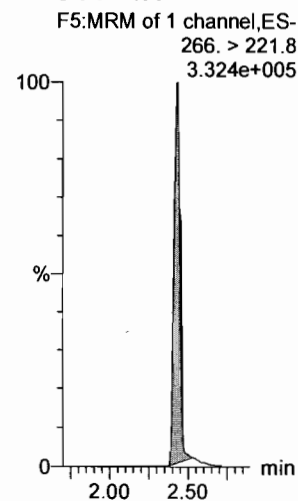
PFPeS



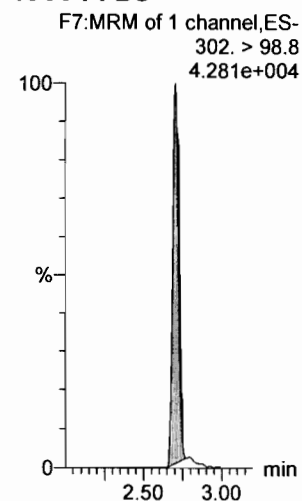
13C3-PFBA



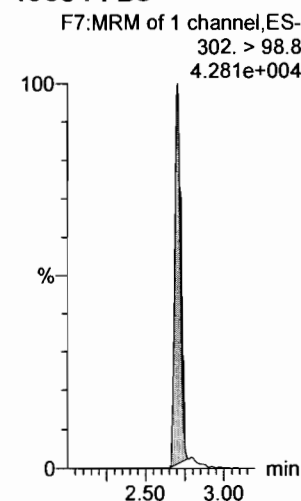
13C3-PFPeA



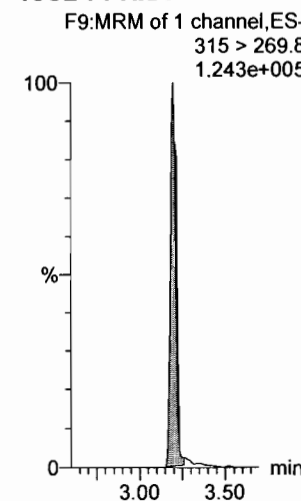
13C3-PFBS



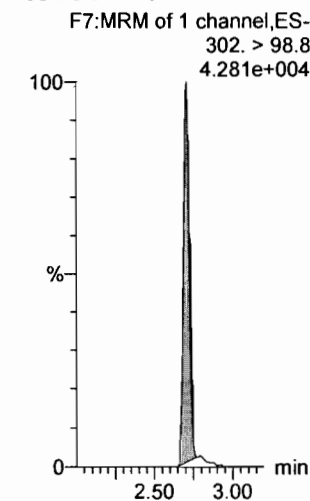
13C3-PFBS



13C2-PFHxA



13C3-PFBS



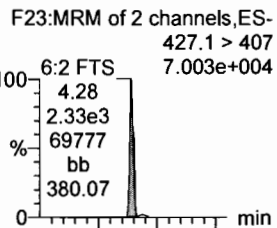
Dataset: F:\Projects\PFAS.PRO\Results\180228M1\180228M1-13.qld

Last Altered: Thursday, March 01, 2018 13:05:20 Pacific Standard Time

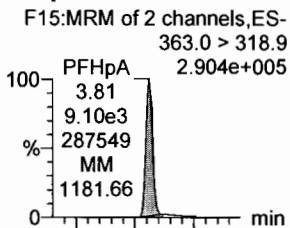
Printed: Thursday, March 01, 2018 13:05:35 Pacific Standard Time

Name: 180228M1_13, Date: 28-Feb-2018, Time: 22:51:06, ID: ICV180228M1-1 PFC ICV 18B2311, Description: PFC ICV 18B2311

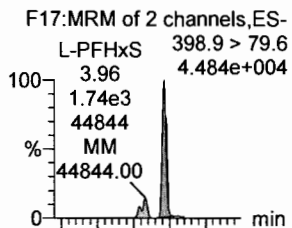
6:2 FTS



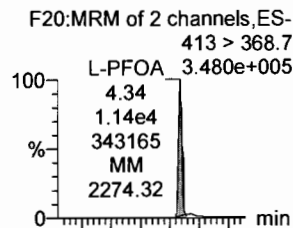
PFHpA



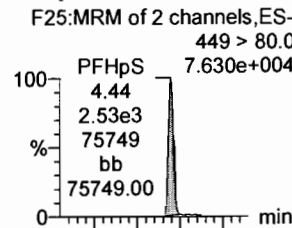
L-PFHxS



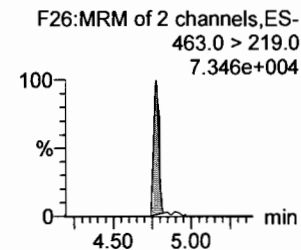
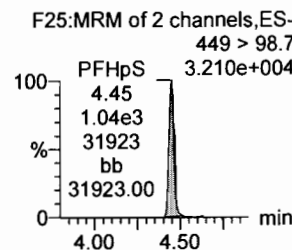
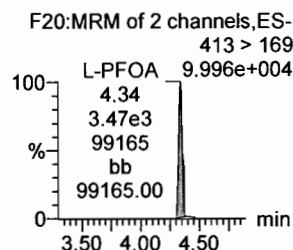
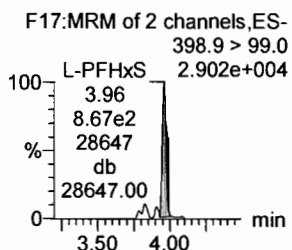
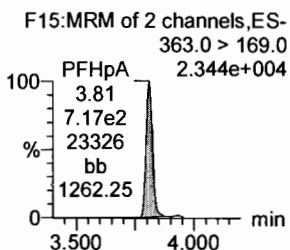
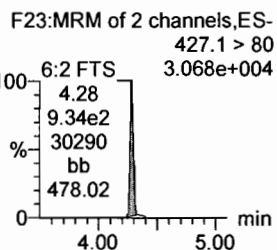
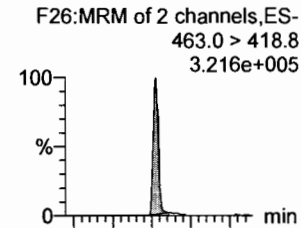
L-PFOA



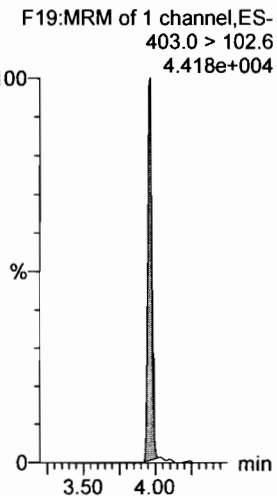
PFHpS



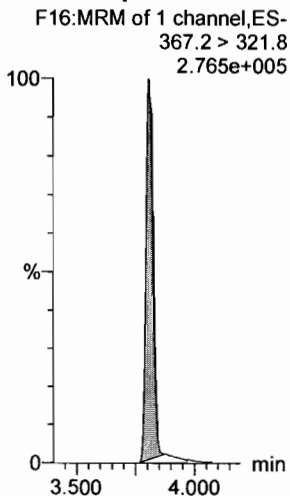
PFNA



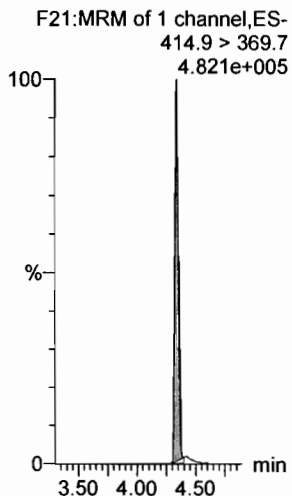
18O2-PFHxS



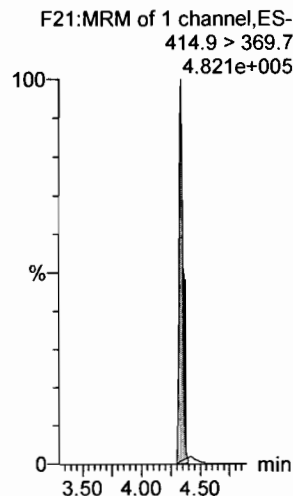
13C4-PFHpA



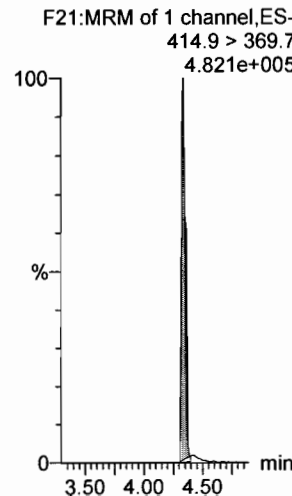
13C2-PFOA



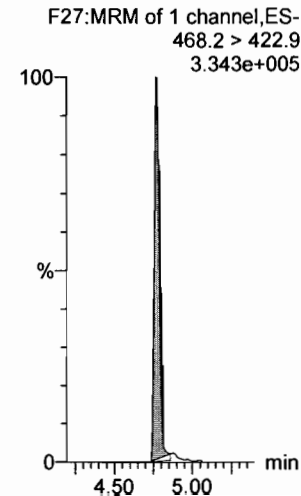
13C2-PFOA



13C2-PFOA



13C5-PFNA



Dataset: F:\Projects\PFAS.PRO\Results\180228M1\180228M1-13.qld

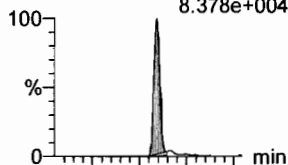
Last Altered: Thursday, March 01, 2018 13:05:20 Pacific Standard Time

Printed: Thursday, March 01, 2018 13:05:35 Pacific Standard Time

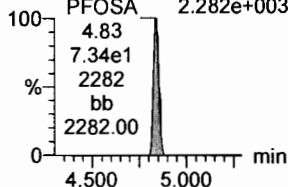
Name: 180228M1_13, Date: 28-Feb-2018, Time: 22:51:06, ID: ICV180228M1-1 PFC ICV 18B2311, Description: PFC ICV 18B2311

PFOSA

F29:MRM of 4 channels,ES-
498.1 > 77.8
8.378e+004

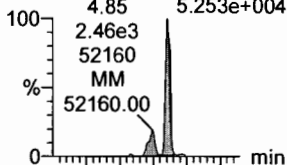


F29:MRM of 4 channels,ES-
498.1 > 478
2.282e+003

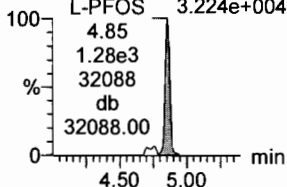


L-PFOS

F31:MRM of 2 channels,ES-
L-PFOS 499 > 79.9
4.85 5.253e+004
2.46e3
52160
MM
52160.00

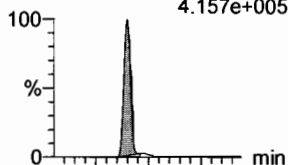


F31:MRM of 2 channels,ES-
L-PFOS 499 > 99
3.224e+004

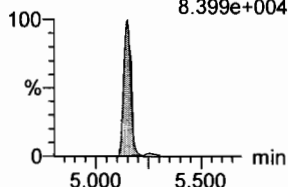


PFDA

F36:MRM of 2 channels,ES-
513 > 468.8
4.157e+005

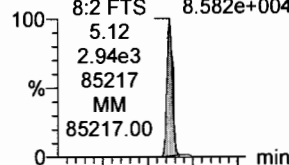


F36:MRM of 2 channels,ES-
513 > 219
8.399e+004

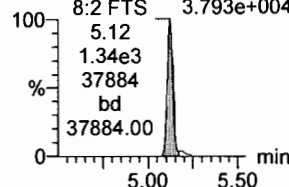


8:2 FTS

F41:MRM of 2 channels,ES-
527 > 506.9
8.582e+004

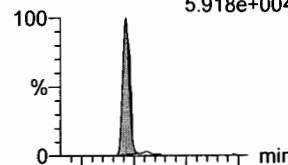


F41:MRM of 2 channels,ES-
527 > 80
3.793e+004

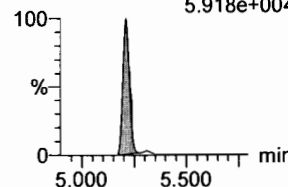


PFNS

F44:MRM of 2 channels,ES-
549.1 > 80.1
5.918e+004

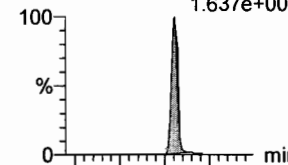


F44:MRM of 2 channels,ES-
549.1 > 80.1
5.918e+004

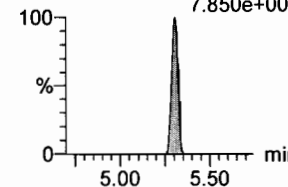


N-MeFOSAA

F47:MRM of 2 channels,ES-
570.1 > 419
1.637e+005

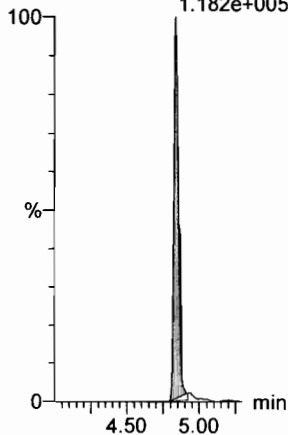


F47:MRM of 2 channels,ES-
570.1 > 483.0
7.850e+003



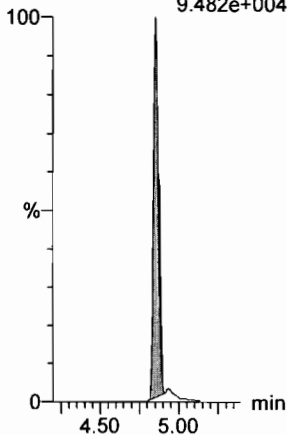
13C8-PFOSA

F33:MRM of 1 channel,ES-
506.1 > 77.7
1.182e+005



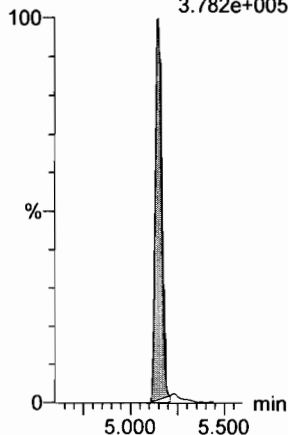
13C8-PFOS

F34:MRM of 1 channel,ES-
507.0 > 79.9
9.482e+004



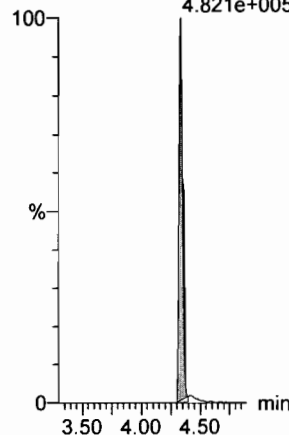
13C2-PFDA

F37:MRM of 1 channel,ES-
515.1 > 469.9
3.782e+005



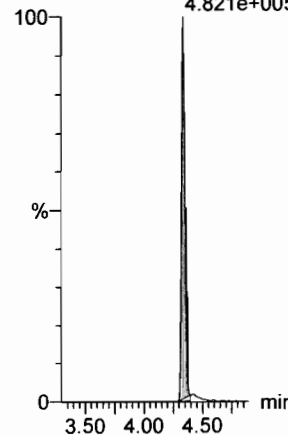
13C2-PFOA

F21:MRM of 1 channel,ES-
414.9 > 369.7
4.821e+005



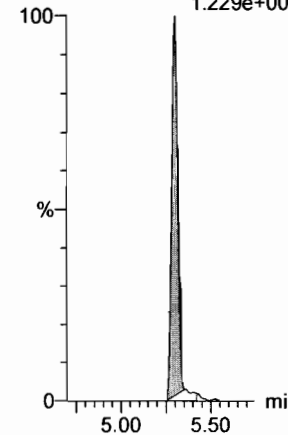
13C2-PFOA

F21:MRM of 1 channel,ES-
414.9 > 369.7
4.821e+005



d3-N-MeFOSAA

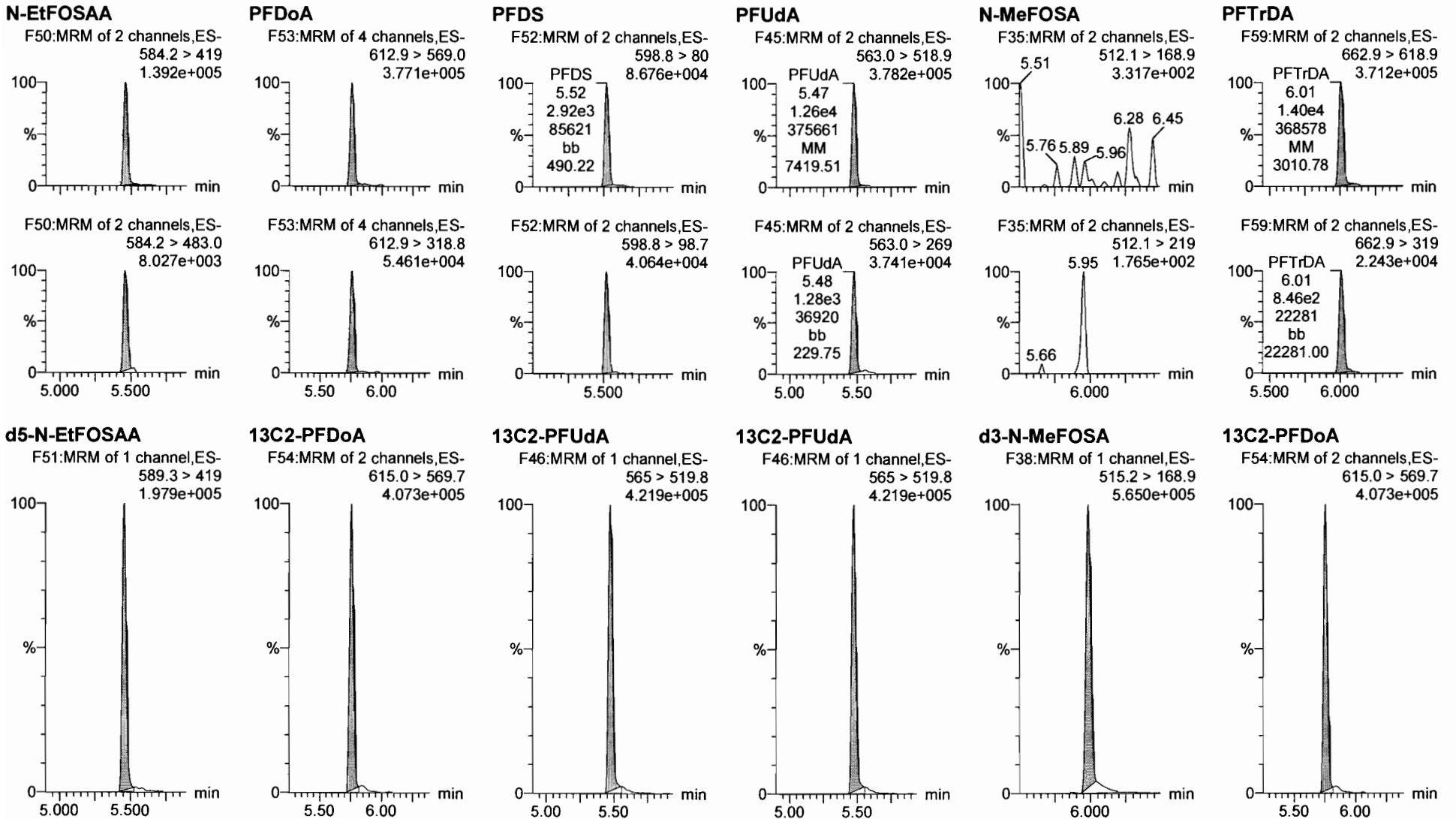
F49:MRM of 1 channel,ES-
573.3 > 419
1.229e+005



Dataset: F:\Projects\PFAS.PRO\Results\180228M1\180228M1-13.qld

Last Altered: Thursday, March 01, 2018 13:05:20 Pacific Standard Time
Printed: Thursday, March 01, 2018 13:05:35 Pacific Standard Time

Name: 180228M1_13, Date: 28-Feb-2018, Time: 22:51:06, ID: ICV180228M1-1 PFC ICV 18B2311, Description: PFC ICV 18B2311



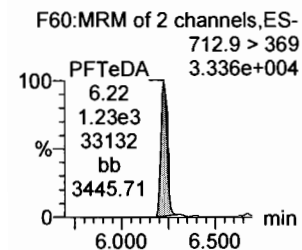
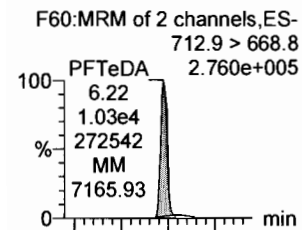
Dataset: F:\Projects\PFAS.PRO\Results\180228M1\180228M1-13.qld

Last Altered: Thursday, March 01, 2018 13:05:20 Pacific Standard Time

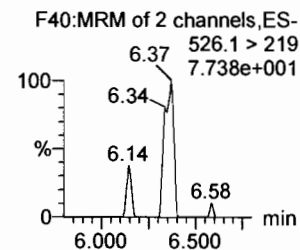
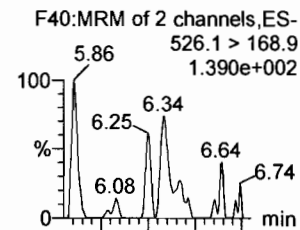
Printed: Thursday, March 01, 2018 13:05:35 Pacific Standard Time

Name: 180228M1_13, Date: 28-Feb-2018, Time: 22:51:06, ID: ICV180228M1-1 PFC ICV 18B2311, Description: PFC ICV 18B2311

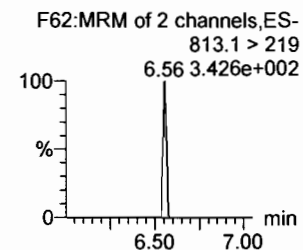
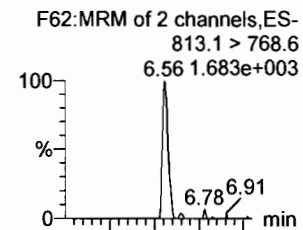
PFTeDA



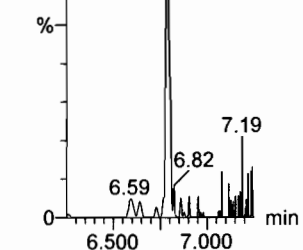

N-EtFOSA



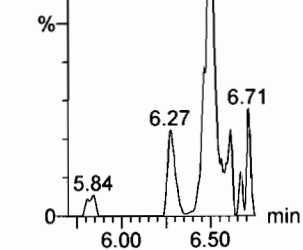
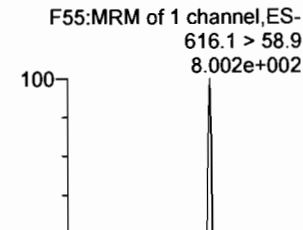
PFHxDA



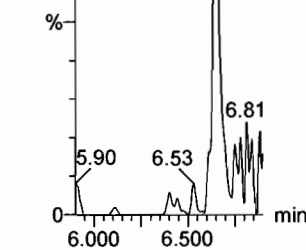
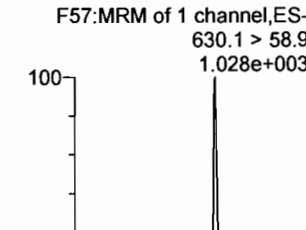
PFODA



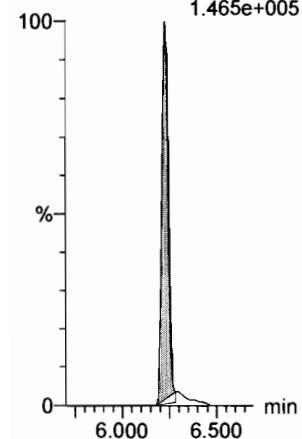
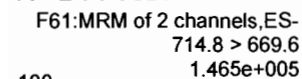
N-MeFOSE



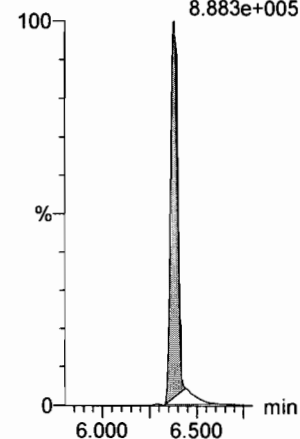
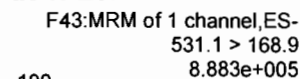
N-EtFOSE



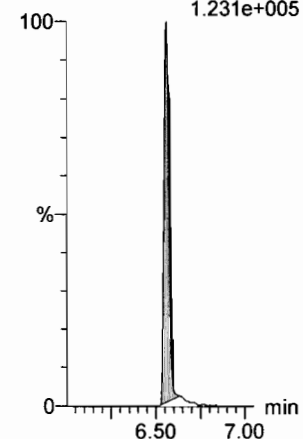
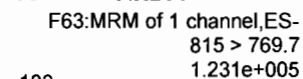
13C2-PFTeDA



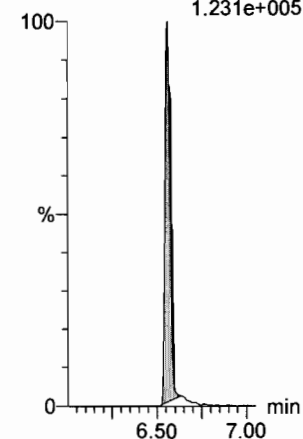
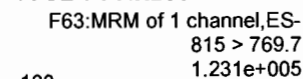
d5-N-ETFOSA



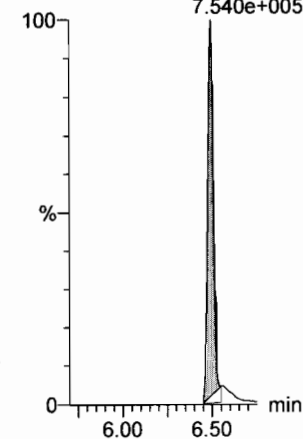
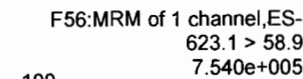
13C2-PFHxDA



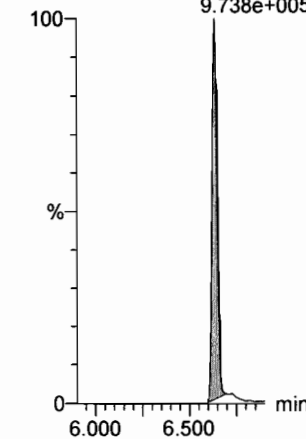
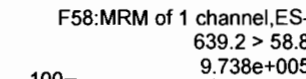
13C2-PFHxDA



d7-N-MeFOSE



d9-N-EtFOSE



Dataset: F:\Projects\PFAS.PRO\Results\180228M1\180228M1-13.qld

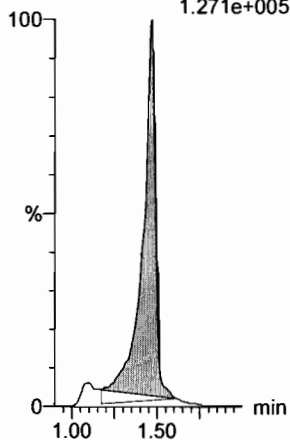
Last Altered: Thursday, March 01, 2018 13:05:20 Pacific Standard Time

Printed: Thursday, March 01, 2018 13:05:35 Pacific Standard Time

Name: 180228M1_13, Date: 28-Feb-2018, Time: 22:51:06, ID: ICV180228M1-1 PFC ICV 18B2311, Description: PFC ICV 18B2311

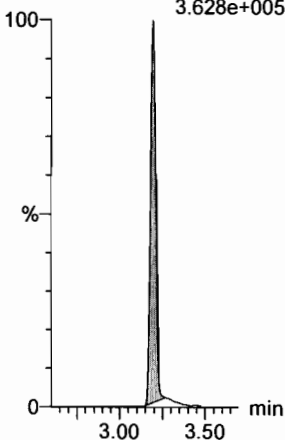
13C4-PFBA

F3:MRM of 1 channel,ES-
217. > 171.8
1.271e+005



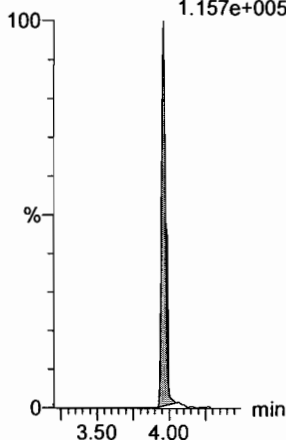
13C5-PFHxA

F10:MRM of 1 channel,ES-
318 > 272.9
3.628e+005



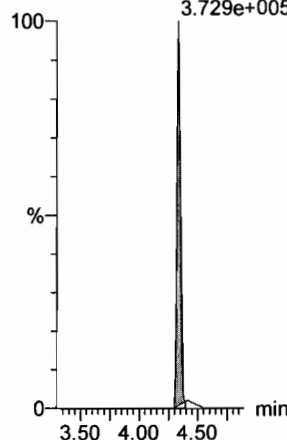
13C3-PFHxS

F18:MRM of 1 channel,ES-
401.9 > 79.9
1.157e+005



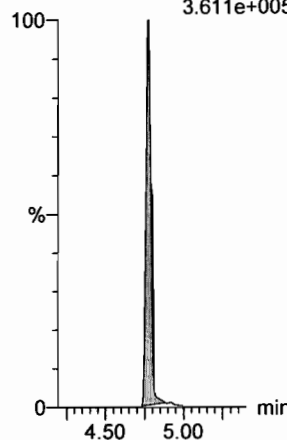
13C8-PFOA

F22:MRM of 1 channel,ES-
421.3 > 376
3.729e+005



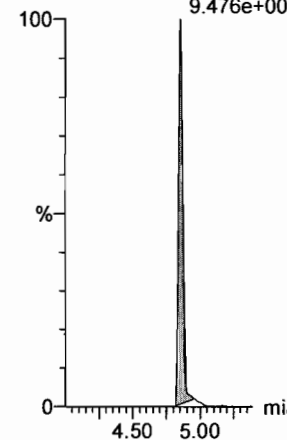
13C9-PFNA

F28:MRM of 1 channel,ES-
472.2 > 426.9
3.611e+005



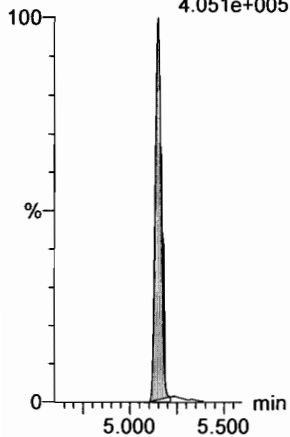
13C4-PFOS

F32:MRM of 1 channel,ES-
503 > 79.9
9.476e+004



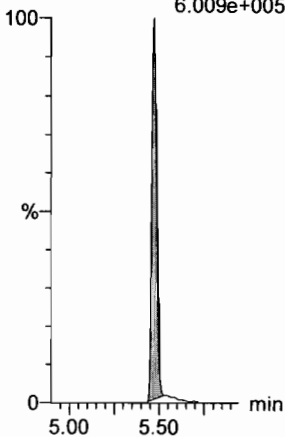
13C6-PFDA

F39:MRM of 1 channel,ES-
519.1 > 473.7
4.051e+005



13C7-PFUdA

F48:MRM of 1 channel,ES-
570.1 > 524.8
6.009e+005



Dataset: Untitled

Last Altered: Thursday, March 01, 2018 14:33:03 Pacific Standard Time

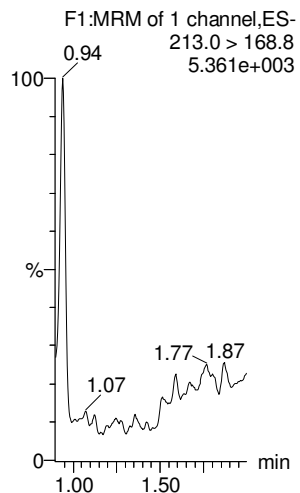
Printed: Thursday, March 01, 2018 14:33:08 Pacific Standard Time

Method: F:\Projects\PFAS.PRO\MethDB\PFAS_FULL_80C_022718.mdb 28 Feb 2018 13:19:45

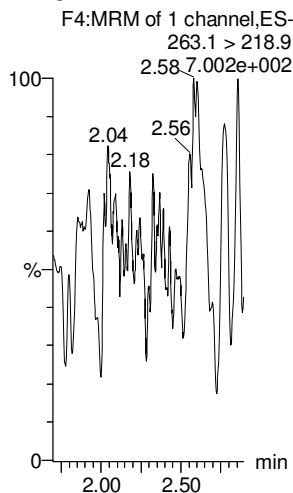
Calibration: F:\Projects\PFAS.PRO\CurveDB\C18_VAL-PFAS_Q4_02-28-18-FULL.cdb 01 Mar 2018 12:54:21

Name: 180228M1_12, Date: 28-Feb-2018, Time: 22:39:39, ID: IPA, Description: IPA

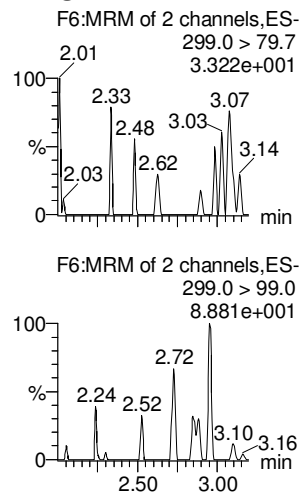
PFBA



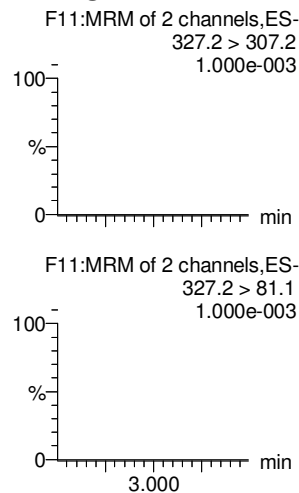
PFPeA



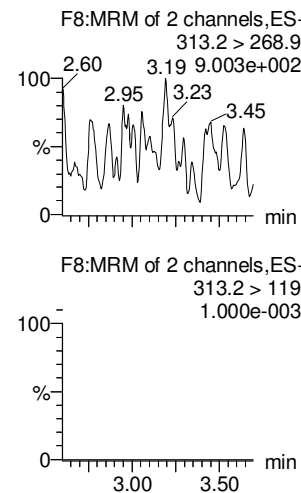
PFBS



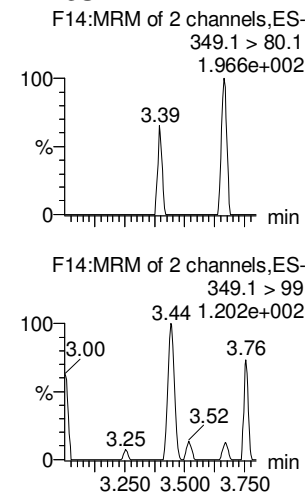
4:2 FTS



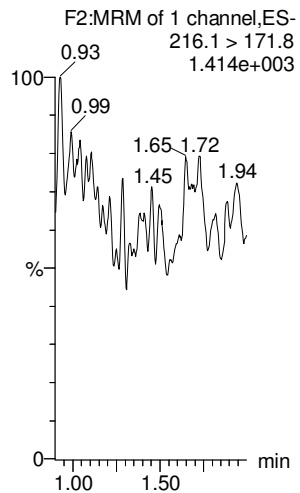
PFHxA



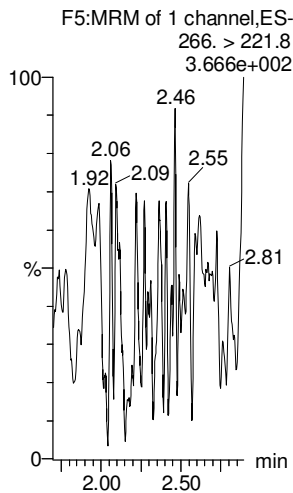
PFPeS




13C3-PFBA




13C3-PFPeA



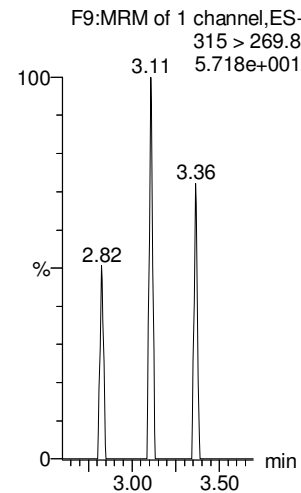
13C3-PFBS



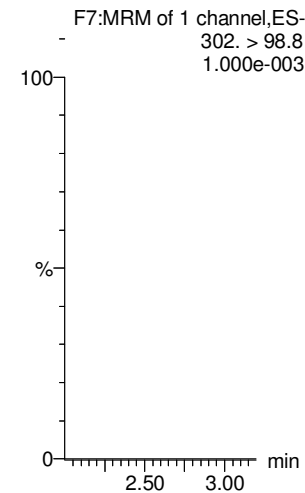
13C3-PFBS



13C2-PFHxA



13C3-PFBS



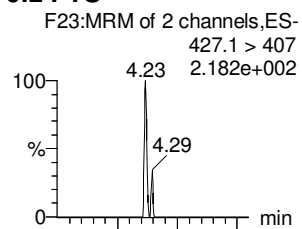
Dataset: Untitled

Last Altered: Thursday, March 01, 2018 14:33:03 Pacific Standard Time

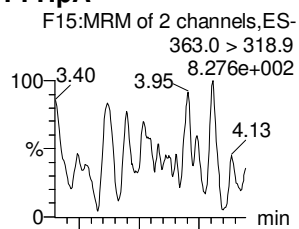
Printed: Thursday, March 01, 2018 14:33:08 Pacific Standard Time

Name: 180228M1_12, Date: 28-Feb-2018, Time: 22:39:39, ID: IPA, Description: IPA

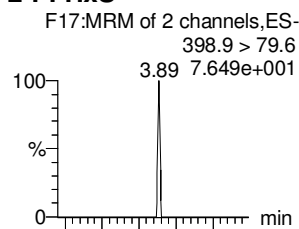
6:2 FTS



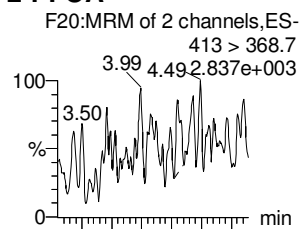
PFHpA



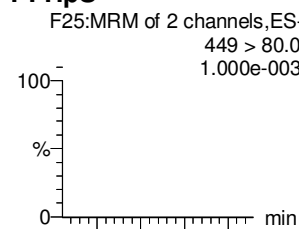
L-PFHxS



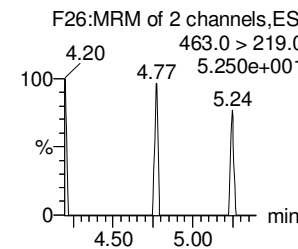
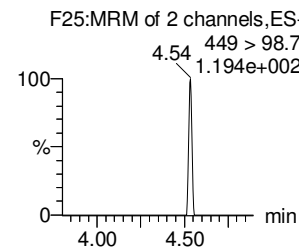
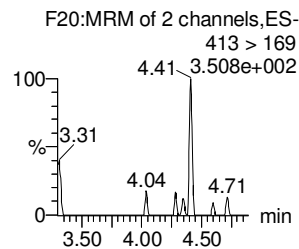
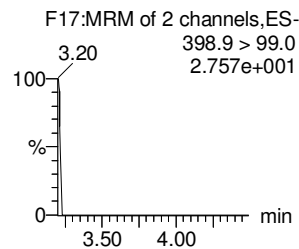
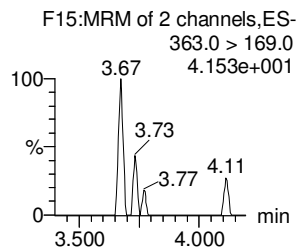
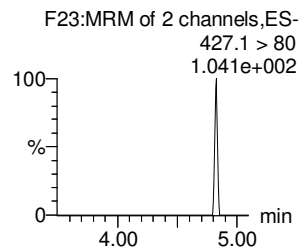
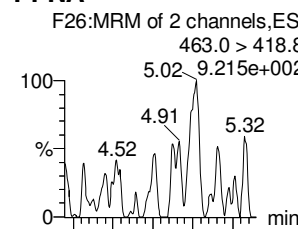
L-PFOA



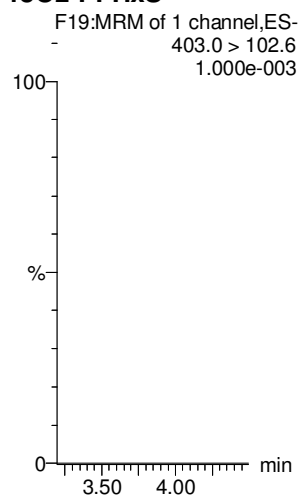
PFHpS



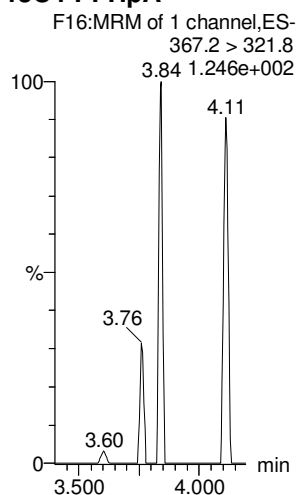
PFNA



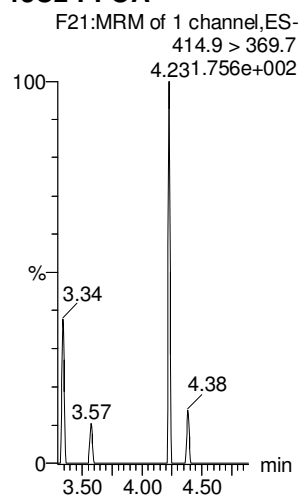
18O2-PFHxS



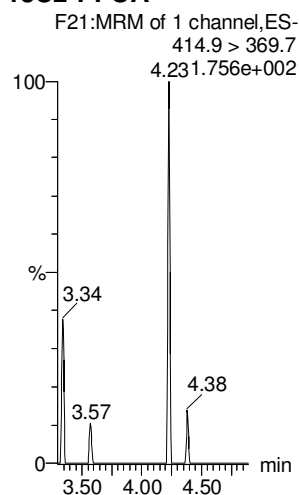
13C4-PFHpA



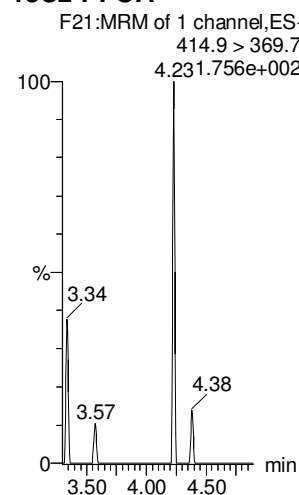
13C2-PFOA



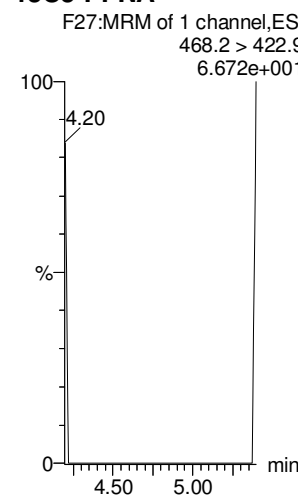
13C2-PFOA



13C2-PFOA



13C5-PFNA



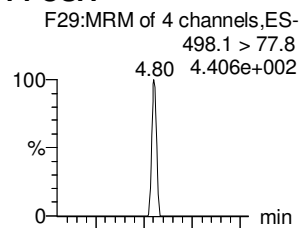
Dataset: Untitled

Last Altered: Thursday, March 01, 2018 14:33:03 Pacific Standard Time

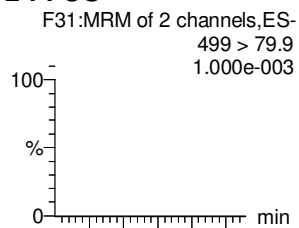
Printed: Thursday, March 01, 2018 14:33:08 Pacific Standard Time

Name: 180228M1_12, Date: 28-Feb-2018, Time: 22:39:39, ID: IPA, Description: IPA

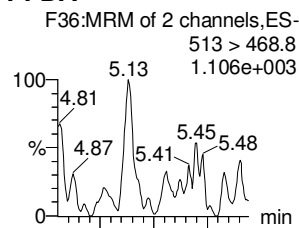
PFOSA



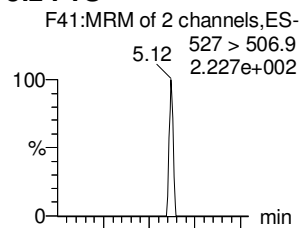
L-PFOS



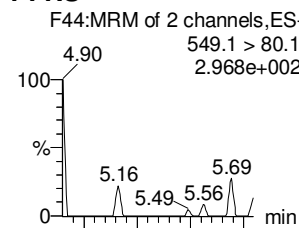
PFDA



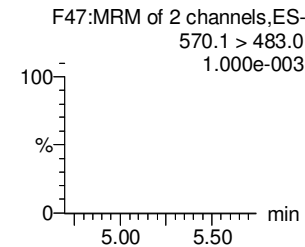
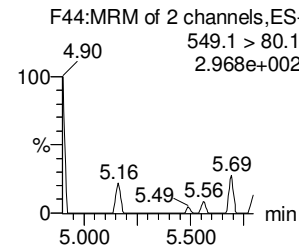
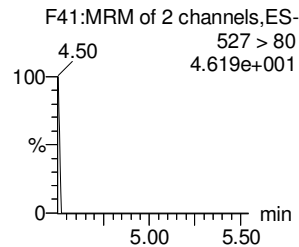
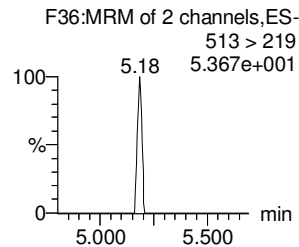
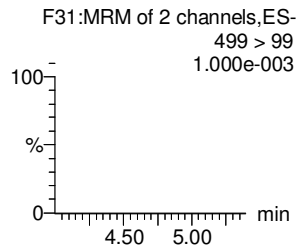
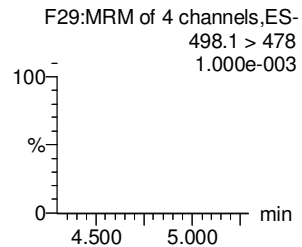
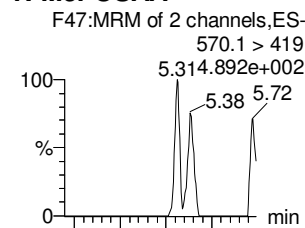
8:2 FTS



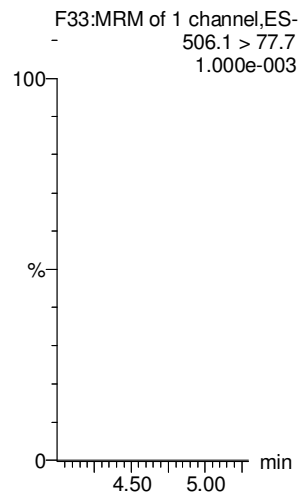
PFNS




N-MeFOSAA



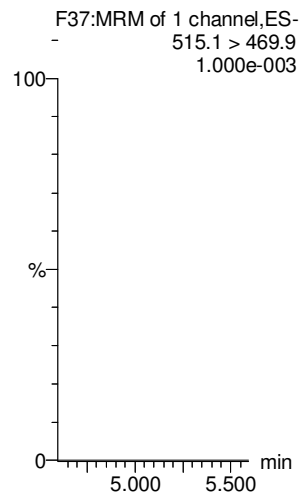
13C8-PFOSA



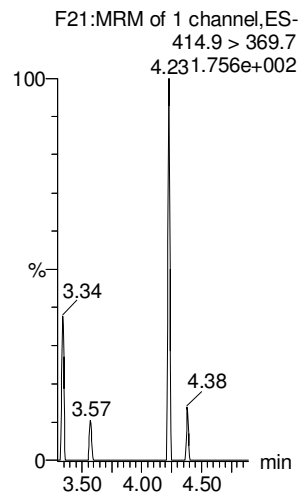
13C8-PFOS



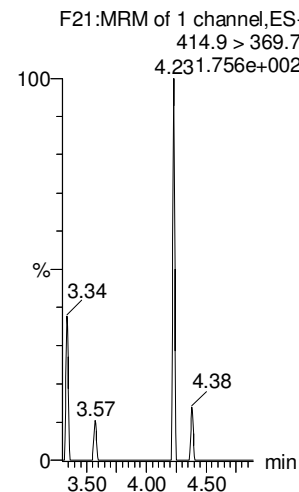
13C2-PFDA



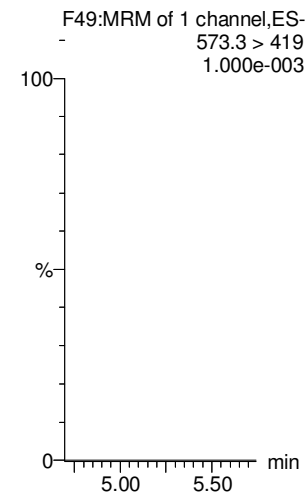
13C2-PFOA



13C2-PFOA



d3-N-MeFOSAA



Dataset: Untitled

Last Altered: Thursday, March 01, 2018 14:33:03 Pacific Standard Time

Printed: Thursday, March 01, 2018 14:33:08 Pacific Standard Time

Name: 180228M1_12, Date: 28-Feb-2018, Time: 22:39:39, ID: IPA, Description: IPA

N-EtFOSAA

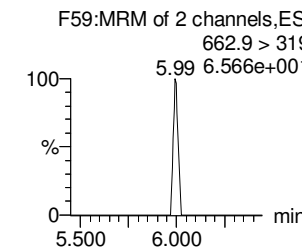
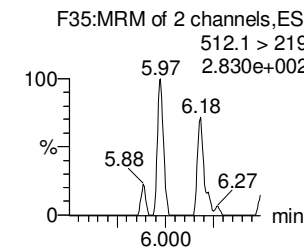
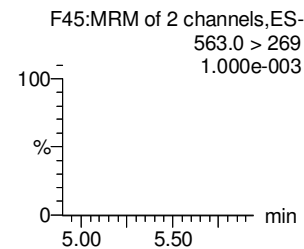
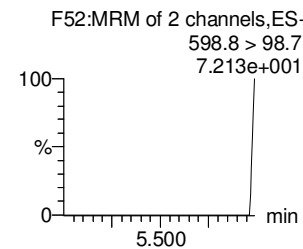
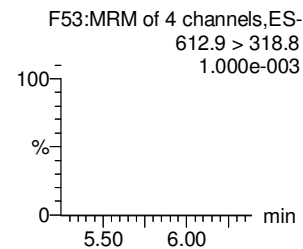
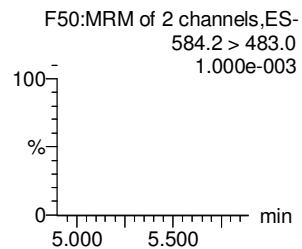
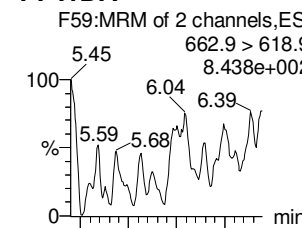
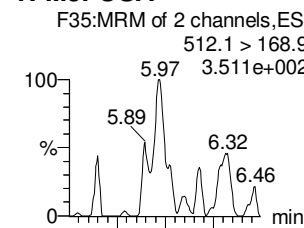
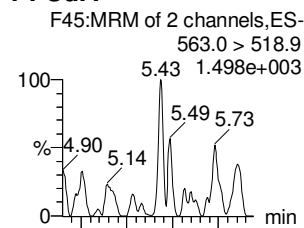
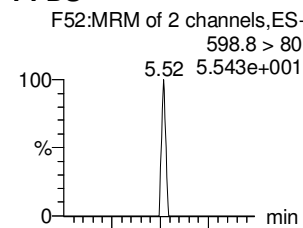
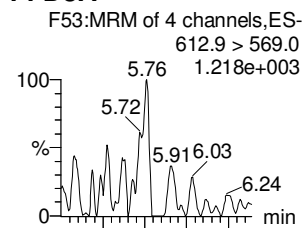
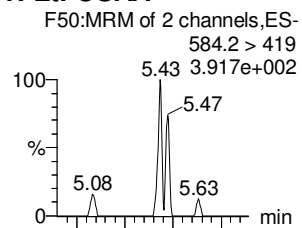
PFDoA

PFDS

PFUdA

N-MeFOSA

PFTrDA



d5-N-EtFOSAA

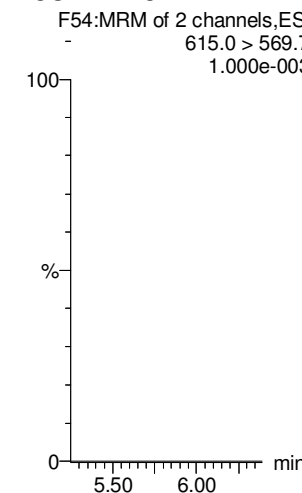
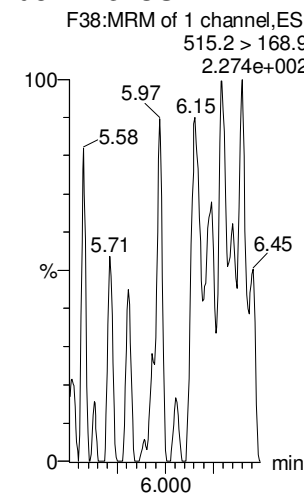
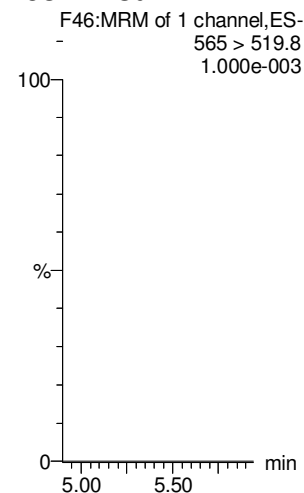
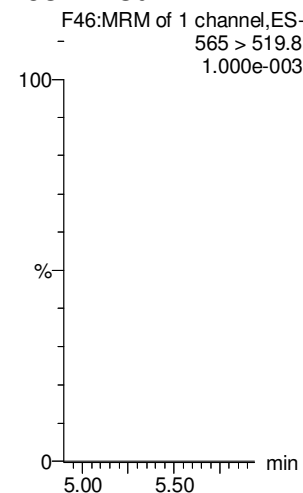
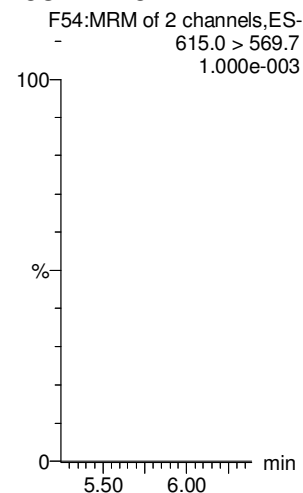
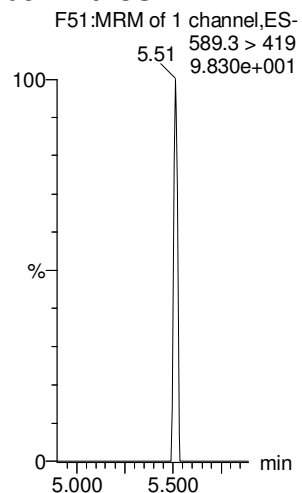
13C2-PFDoA

13C2-PFUdA

13C2-PFUdA

d3-N-MeFOSA

13C2-PFDoA



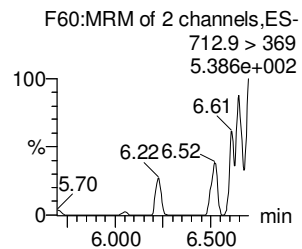
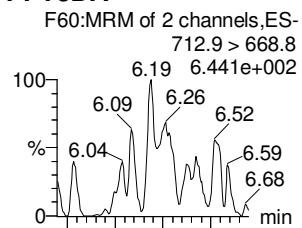
Dataset: Untitled

Last Altered: Thursday, March 01, 2018 14:33:03 Pacific Standard Time

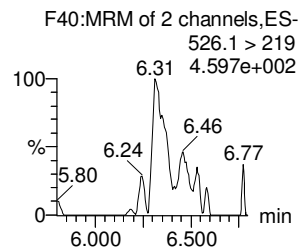
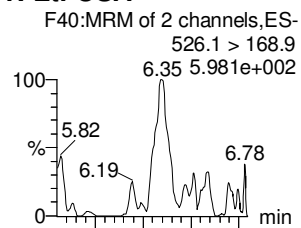
Printed: Thursday, March 01, 2018 14:33:08 Pacific Standard Time

Name: 180228M1_12, Date: 28-Feb-2018, Time: 22:39:39, ID: IPA, Description: IPA

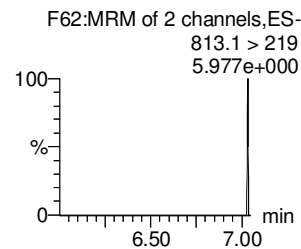
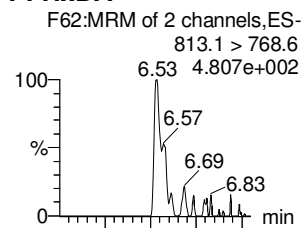
PFTeDA



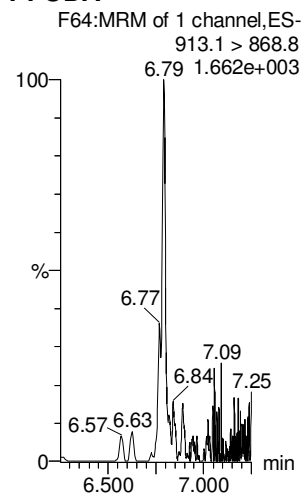
N-EtFOSA



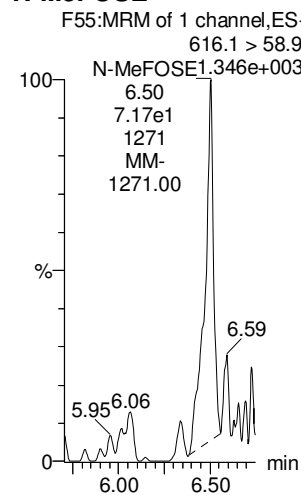
PFHxDA



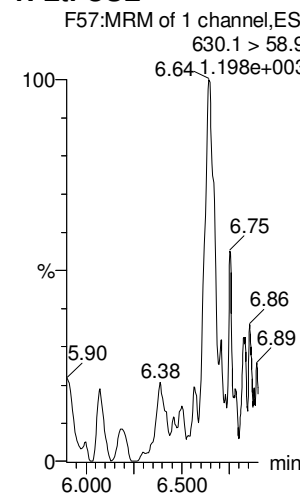
PFODA



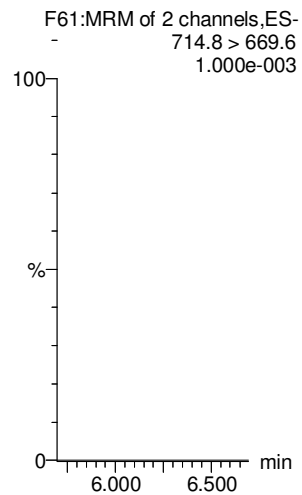
N-MeFOSE



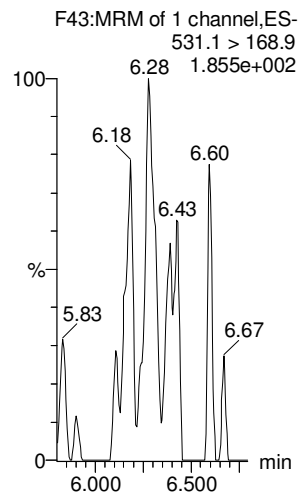
N-EtFOSE



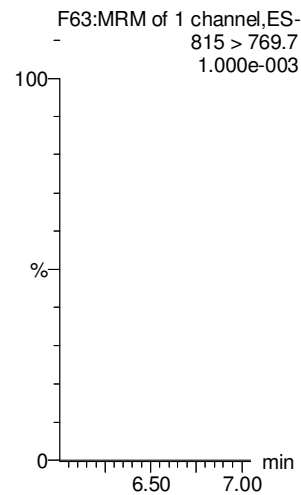
13C2-PFTeDA



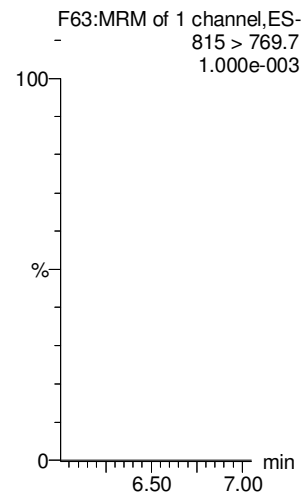
d5-N-ETFOSA



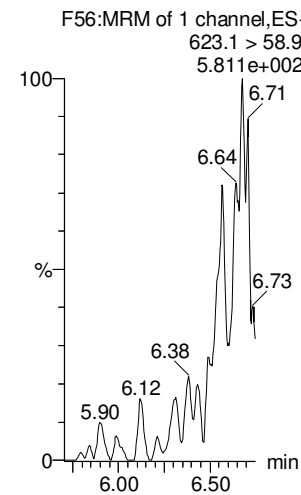
13C2-PFHxDA



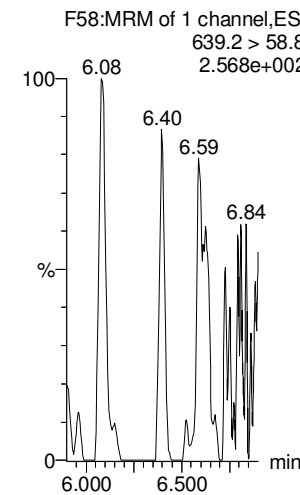
13C2-PFHxDA



d7-N-MeFOSE



d9-N-EtFOSE



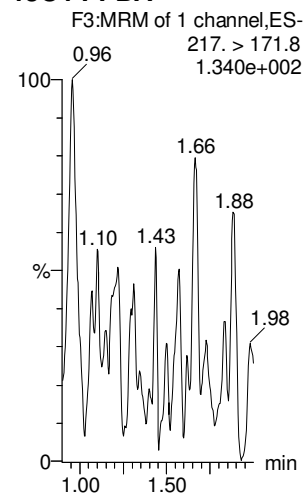
Dataset: Untitled

Last Altered: Thursday, March 01, 2018 14:33:03 Pacific Standard Time

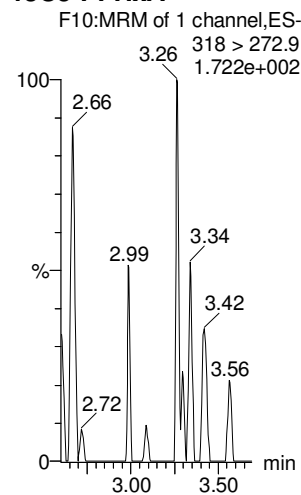
Printed: Thursday, March 01, 2018 14:33:08 Pacific Standard Time

Name: 180228M1_12, Date: 28-Feb-2018, Time: 22:39:39, ID: IPA, Description: IPA

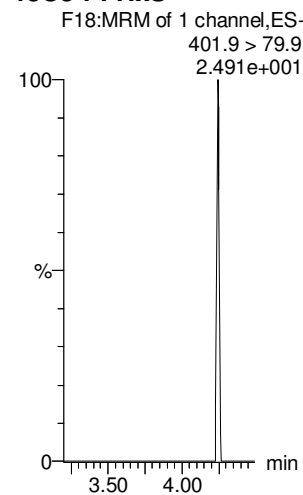
13C4-PFBA



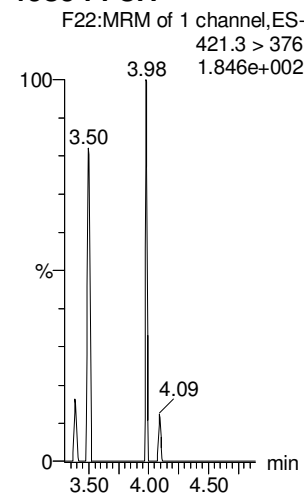
13C5-PFHxA



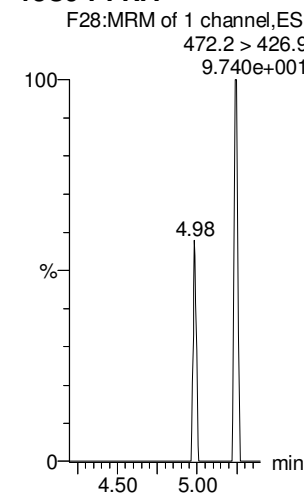
13C3-PFHxS



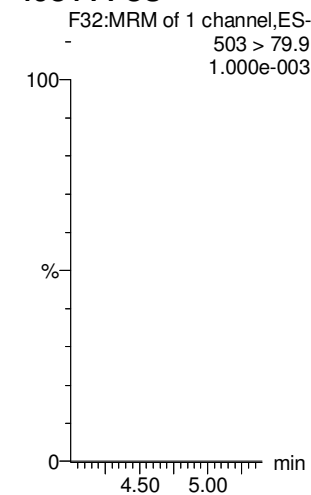
13C8-PFOA



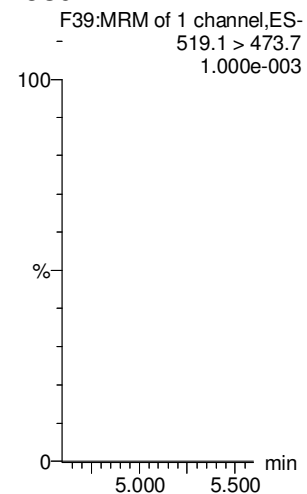
13C9-PFNA



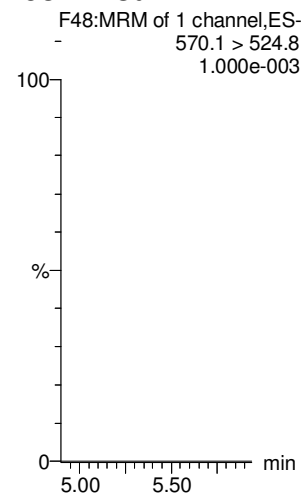
13C4-PFOS



13C6-PFDA



13C7-PFUdA



Dataset: F:\Projects\PFAS.PRO\Results\180301M1\180301M1-CRV.qld

MT 3/5/18

Last Altered: Saturday, March 03, 2018 05:10:16 Pacific Standard Time
 Printed: Saturday, March 03, 2018 05:11:05 Pacific Standard Time

Method: F:\Projects\PFAS.PRO\MethDB\PFAS_FULL_80C_022718.mdb 28 Feb 2018 13:19:45
 Calibration: F:\Projects\PFAS.PRO\CurveDB\C18_VAL-PFAS_Q4_03-01-18-FULL.cdb 03 Mar 2018 05:10:16

Compound name: PFBA

Correlation coefficient: $r = 0.999933$, $r^2 = 0.999866$

Calibration curve: $1.21518 * x + -0.0256219$

Response type: Internal Std (Ref 34), Area * (IS Conc. / IS Area)

Curve type: Linear, Origin: Include, Weighting: 1/x, Axis trans: None

*gm
3/3/18*

	# Name	Type	Std. Conc	RT	Area	IS Area	Response	Conc.	%Dev	Conc. Flag	CoD	CoD Flag	x=excluded
1	1 180301M1_2	Standard	0.250	1.46	135.658	6286.779	0.270	0.2	-2.8	NO	1.000	NO	MM
2	2 180301M1_3	Standard	0.500	1.45	266.757	6958.397	0.479	0.4	-16.9	NO	1.000	NO	MM
3	3 180301M1_4	Standard	1.000	1.45	721.749	6946.079	1.299	1.1	9.0	NO	1.000	NO	bb
4	4 180301M1_5	Standard	2.000	1.44	1460.232	6882.975	2.652	2.2	10.2	NO	1.000	NO	MM
5	5 180301M1_6	Standard	5.000	1.45	3164.139	6660.850	5.938	4.9	-1.8	NO	1.000	NO	MM
6	6 180301M1_7	Standard	10.000	1.44	5863.623	6222.417	11.779	9.7	-2.9	NO	1.000	NO	bb
7	7 180301M1_8	Standard	50.000	1.44	32314.246	6796.288	59.434	48.9	-2.1	NO	1.000	NO	MM
8	8 180301M1_9	Standard	100.000	1.45	61229.617	6412.225	119.361	98.2	-1.8	NO	1.000	NO	MM
9	9 180301M1_10	Standard	250.000	1.45	162441.047	6672.185	304.325	250.5	0.2	NO	1.000	NO	MM
10	10 180301M1_11	Standard	500.000	1.45	291507.344	5967.153	610.650	502.5	0.5	NO	1.000	NO	MM

Compound name: PFPeA

Correlation coefficient: $r = 0.999732$, $r^2 = 0.999463$

Calibration curve: $1.00597 * x + 0.00234598$

Response type: Internal Std (Ref 35), Area * (IS Conc. / IS Area)

Curve type: Linear, Origin: Exclude, Weighting: 1/x, Axis trans: None

	# Name	Type	Std. Conc	RT	Area	IS Area	Response	Conc.	%Dev	Conc. Flag	CoD	CoD Flag	x=excluded
1	1 180301M1_2	Standard	0.250	2.42	245.356	12365.768	0.248	0.2	-2.3	NO	0.999	NO	MM
2	2 180301M1_3	Standard	0.500	2.42	503.459	13322.704	0.472	0.5	-6.6	NO	0.999	NO	bb
3	3 180301M1_4	Standard	1.000	2.41	1147.483	12966.504	1.106	1.1	9.7	NO	0.999	NO	bb
4	4 180301M1_5	Standard	2.000	2.42	2135.908	13260.860	2.013	2.0	-0.0	NO	0.999	NO	bb
5	5 180301M1_6	Standard	5.000	2.42	5119.511	12760.613	5.015	5.0	-0.3	NO	0.999	NO	MM
6	6 180301M1_7	Standard	10.000	2.41	10018.637	12144.494	10.312	10.2	2.5	NO	0.999	NO	MM
7	7 180301M1_8	Standard	50.000	2.41	48048.945	12385.531	48.493	48.2	-3.6	NO	0.999	NO	MM
8	8 180301M1_9	Standard	100.000	2.42	98040.086	11897.310	103.007	102.4	2.4	NO	0.999	NO	MM
9	9 180301M1_10	Standard	250.000	2.42	242837.563	12462.676	243.565	242.1	-3.2	NO	0.999	NO	MM

Dataset: F:\Projects\PFAS.PRO\Results\180301M1\180301M1-CRV.qld

Last Altered: Saturday, March 03, 2018 05:10:16 Pacific Standard Time

Printed: Saturday, March 03, 2018 05:11:05 Pacific Standard Time

Compound name: PFPeA

#	Name	Type	Std. Conc	RT	Area	IS Area	Response	Conc.	%Dev	Conc. Flag	CoD	CoD Flag	x=excluded
10	10 180301M1_11	Standard	500.000	2.41	410959.500	10071.927	510.031	507.0	1.4	NO	0.999	NO	MM

Compound name: PFBS

Coefficient of Determination: R² = 0.999738

Calibration curve: -0.0001083 * x² + 1.80781 * x + -0.110765

Response type: Internal Std (Ref 36), Area * (IS Conc. / IS Area)

Curve type: 2nd Order, Origin: Exclude, Weighting: 1/x, Axis trans: None

#	Name	Type	Std. Conc	RT	Area	IS Area	Response	Conc.	%Dev	Conc. Flag	CoD	CoD Flag	x=excluded
1	1 180301M1_2	Standard	0.250	2.70	53.841	1714.972	0.392	0.3	11.3	NO	1.000	NO	MM
2	2 180301M1_3	Standard	0.500	2.69	98.916	1691.487	0.731	0.5	-6.9	NO	1.000	NO	bb
3	3 180301M1_4	Standard	1.000	2.68	242.299	1654.450	1.831	1.1	7.4	NO	1.000	NO	bb
4	4 180301M1_5	Standard	2.000	2.69	478.066	1621.268	3.686	2.1	5.0	NO	1.000	NO	MM
5	5 180301M1_6	Standard	5.000	2.70	1029.630	1622.102	7.934	4.5	-11.0	NO	1.000	NO	MM
6	6 180301M1_7	Standard	10.000	2.69	2138.917	1609.169	16.615	9.3	-7.4	NO	1.000	NO	bb
7	7 180301M1_8	Standard	50.000	2.68	11191.259	1565.804	89.341	49.6	-0.7	NO	1.000	NO	MM
8	8 180301M1_9	Standard	100.000	2.69	22311.174	1509.528	184.753	102.9	2.9	NO	1.000	NO	MM
9	9 180301M1_10	Standard	250.000	2.70	51515.148	1456.884	441.998	248.2	-0.7	NO	1.000	NO	MM
10	10 180301M1_11	Standard	500.000	2.69	88628.734	1262.763	877.329	500.4	0.1	NO	1.000	NO	MM

Compound name: 4:2 FTS

Coefficient of Determination: R² = 0.999555

Calibration curve: -9.45792e-005 * x² + 1.39095 * x + 0.0149965

Response type: Internal Std (Ref 36), Area * (IS Conc. / IS Area)

Curve type: 2nd Order, Origin: Exclude, Weighting: 1/x, Axis trans: None

#	Name	Type	Std. Conc	RT	Area	IS Area	Response	Conc.	%Dev	Conc. Flag	CoD	CoD Flag	x=excluded
1	1 180301M1_2	Standard	0.250	3.10	50.905	1714.972	0.371	0.3	2.4	NO	1.000	NO	MM
2	2 180301M1_3	Standard	0.500	3.09	106.086	1691.487	0.784	0.6	10.6	NO	1.000	NO	bb
3	3 180301M1_4	Standard	1.000	3.08	181.856	1654.450	1.374	1.0	-2.3	NO	1.000	NO	bb
4	4 180301M1_5	Standard	2.000	3.09	354.889	1621.268	2.736	2.0	-2.2	NO	1.000	NO	bb
5	5 180301M1_6	Standard	5.000	3.10	798.517	1622.102	6.153	4.4	-11.7	NO	1.000	NO	bb
6	6 180301M1_7	Standard	10.000	3.09	1768.300	1609.169	13.736	9.9	-1.3	NO	1.000	NO	bb
7	7 180301M1_8	Standard	50.000	3.09	9027.716	1565.804	72.069	52.0	4.0	NO	1.000	NO	MM

Dataset: F:\Projects\PFAS.PRO\Results\180301M1\180301M1-CRV.qld

Last Altered: Saturday, March 03, 2018 05:10:16 Pacific Standard Time

Printed: Saturday, March 03, 2018 05:11:05 Pacific Standard Time

Compound name: 4:2 FTS

#	Name	Type	Std. Conc	RT	Area	IS Area	Response	Conc.	%Dev	Conc. Flag	CoD	CoD Flag	x=excluded
8	8 180301M1_9	Standard	100.000	3.09	17111.162	1509.528	141.693	102.6	2.6	NO	1.000	NO	MM
9	9 180301M1_10	Standard	250.000	3.10	38839.133	1456.884	333.238	243.6	-2.6	NO	1.000	NO	bb
10	10 180301M1_11	Standard	500.000	3.09	68207.023	1262.763	675.176	502.6	0.5	NO	1.000	NO	bb

Compound name: PFHxA

Coefficient of Determination: R² = 0.999401

Calibration curve: -0.000167228 * x² + 1.53598 * x + 0.061558

Response type: Internal Std (Ref 37), Area * (IS Conc. / IS Area)

Curve type: 2nd Order, Origin: Include, Weighting: 1/x, Axis trans: None

#	Name	Type	Std. Conc	RT	Area	IS Area	Response	Conc.	%Dev	Conc. Flag	CoD	CoD Flag	x=excluded
1	1 180301M1_2	Standard	0.250	3.19	309.128	3787.204	0.408	0.2	-9.7	NO	0.999	NO	bb
2	2 180301M1_3	Standard	0.500	3.18	635.117	3818.646	0.832	0.5	0.3	NO	0.999	NO	bb
3	3 180301M1_4	Standard	1.000	3.18	1247.199	3524.773	1.769	1.1	11.2	NO	0.999	NO	bb
4	4 180301M1_5	Standard	2.000	3.19	2459.177	3797.590	3.238	2.1	3.4	NO	0.999	NO	bb
5	5 180301M1_6	Standard	5.000	3.19	5797.657	3804.469	7.620	4.9	-1.5	NO	0.999	NO	bb
6	6 180301M1_7	Standard	10.000	3.18	11413.377	3334.226	17.115	11.1	11.2	NO	0.999	NO	MM
7	7 180301M1_8	Standard	50.000	3.18	60329.688	3732.596	80.815	52.9	5.8	NO	0.999	NO	MM
8	8 180301M1_9	Standard	100.000	3.19	103893.352	3575.754	145.275	95.5	-4.5	NO	0.999	NO	MM
9	9 180301M1_10	Standard	250.000	3.19	265609.688	3561.678	372.872	249.5	-0.2	NO	0.999	NO	MM
10	10 180301M1_11	Standard	500.000	3.18	488983.531	3360.802	727.480	500.9	0.2	NO	0.999	NO	MM

Compound name: PFPeS

Correlation coefficient: r = 0.999511, r² = 0.999022

Calibration curve: 1.97048 * x + -0.0874669

Response type: Internal Std (Ref 36), Area * (IS Conc. / IS Area)

Curve type: Linear, Origin: Exclude, Weighting: 1/x, Axis trans: None

#	Name	Type	Std. Conc	RT	Area	IS Area	Response	Conc.	%Dev	Conc. Flag	CoD	CoD Flag	x=excluded
1	1 180301M1_2	Standard	0.250	3.39	50.239	1714.972	0.366	0.2	-7.9	NO	0.999	NO	MM
2	2 180301M1_3	Standard	0.500	3.39	112.011	1691.487	0.828	0.5	-7.1	NO	0.999	NO	bb
3	3 180301M1_4	Standard	1.000	3.38	233.117	1654.450	1.761	0.9	-6.2	NO	0.999	NO	bb
4	4 180301M1_5	Standard	2.000	3.39	599.905	1621.268	4.625	2.4	19.6	NO	0.999	NO	bb
5	5 180301M1_6	Standard	5.000	3.39	1320.434	1622.102	10.175	5.2	4.2	NO	0.999	NO	bb

Dataset: F:\Projects\PFAS.PRO\Results\180301M1\180301M1-CRV.qld

Last Altered: Saturday, March 03, 2018 05:10:16 Pacific Standard Time

Printed: Saturday, March 03, 2018 05:11:05 Pacific Standard Time

Compound name: PFPeS

#	Name	Type	Std. Conc	RT	Area	IS Area	Response	Conc.	%Dev	Conc. Flag	CoD	CoD Flag	x=excluded
6	6 180301M1_7	Standard	10.000	3.38	2292.361	1609.169	17.807	9.1	-9.2	NO	0.999	NO	bb
7	7 180301M1_8	Standard	50.000	3.38	12515.984	1565.804	99.917	50.8	1.5	NO	0.999	NO	MM
8	8 180301M1_9	Standard	100.000	3.39	24927.375	1509.528	206.417	104.8	4.8	NO	0.999	NO	bb
9	9 180301M1_10	Standard	250.000	3.39	58963.379	1456.884	505.903	256.8	2.7	NO	0.999	NO	MM
10	10 180301M1_11	Standard	500.000	3.38	97152.781	1262.763	961.708	488.1	-2.4	NO	0.999	NO	MM

Compound name: PFHpA

Correlation coefficient: $r = 0.999214$, $r^2 = 0.998428$

Calibration curve: $1.37003 * x + -0.0299465$

Response type: Internal Std (Ref 38), Area * (IS Conc. / IS Area)

Curve type: Linear, Origin: Exclude, Weighting: 1/x, Axis trans: None

#	Name	Type	Std. Conc	RT	Area	IS Area	Response	Conc.	%Dev	Conc. Flag	CoD	CoD Flag	x=excluded
1	1 180301M1_2	Standard	0.250	3.81	251.998	8476.845	0.372	0.3	17.2	NO	0.998	NO	bb
2	2 180301M1_3	Standard	0.500	3.80	495.658	9463.217	0.655	0.5	-0.1	NO	0.998	NO	MM
3	3 180301M1_4	Standard	1.000	3.80	946.567	8861.947	1.335	1.0	-0.4	NO	0.998	NO	bb
4	4 180301M1_5	Standard	2.000	3.80	1955.142	9052.763	2.700	2.0	-0.4	NO	0.998	NO	bb
5	5 180301M1_6	Standard	5.000	3.81	4927.217	9795.044	6.288	4.6	-7.8	NO	0.998	NO	MM
6	6 180301M1_7	Standard	10.000	3.80	9441.985	9084.935	12.991	9.5	-5.0	NO	0.998	NO	bb
7	7 180301M1_8	Standard	50.000	3.79	45158.984	8543.293	66.074	48.2	-3.5	NO	0.998	NO	MM
8	8 180301M1_9	Standard	100.000	3.80	89408.023	7947.266	140.627	102.7	2.7	NO	0.998	NO	MM
9	9 180301M1_10	Standard	250.000	3.81	221058.953	8559.754	322.817	235.6	-5.7	NO	0.998	NO	MM
10	10 180301M1_11	Standard	500.000	3.80	380069.250	6743.052	704.557	514.3	2.9	NO	0.998	NO	MM

Dataset: F:\Projects\PFAS.PRO\Results\180301M1\180301M1-CRV.qld

Last Altered: Saturday, March 03, 2018 05:24:54 Pacific Standard Time

Printed: Saturday, March 03, 2018 05:25:50 Pacific Standard Time

Method: F:\Projects\PFAS.PRO\MethDB\PFAS_FULL_80C_022718.mdb 28 Feb 2018 13:19:45

Calibration: F:\Projects\PFAS.PRO\CurveDB\C18_VAL-PFAS_Q4_03-01-18-FULL.cdb 03 Mar 2018 05:24:54

Compound name: L-PFHxS

Coefficient of Determination: $R^2 = 0.999223$

Calibration curve: $0.00128029 * x^2 + 1.60315 * x + 0.660702$

Response type: Internal Std (Ref 39), Area * (IS Conc. / IS Area)

Curve type: 2nd Order, Origin: Exclude, Weighting: 1/x, Axis trans: None

	# Name	Type	Std. Conc	RT	Area	IS Area	Response	Conc.	%Dev	Conc. Flag	CoD	CoD Flag	x=excluded
1	1 180301M1_2	Standard	0.250	3.96	57.637	1054.533	0.683	0.0	-94.4	YES	0.999	NO	MMX
2	2 180301M1_3	Standard	0.500	3.95	71.996	1224.092	0.735	0.0	-90.7	YES	0.999	NO	MMX
3	3 180301M1_4	Standard	1.000	3.94	189.406	1204.419	1.966	0.8	-18.6	NO	0.999	NO	MM
4	4 180301M1_5	Standard	2.000	3.95	344.175	1163.666	3.697	1.9	-5.4	NO	0.999	NO	MM
5	5 180301M1_6	Standard	5.000	3.96	890.283	1078.241	10.321	6.0	19.9	NO	0.999	NO	MM
6	6 180301M1_7	Standard	10.000	3.95	1522.598	1082.008	17.590	10.5	4.7	NO	0.999	NO	MM
7	7 180301M1_8	Standard	50.000	3.95	8605.534	1255.073	85.708	51.0	1.9	NO	0.999	NO	MM
8	8 180301M1_9	Standard	100.000	3.95	15853.970	1176.479	168.447	97.1	-2.9	NO	0.999	NO	MM
9	9 180301M1_10	Standard	250.000	3.96	38320.910	991.333	483.199	250.8	0.3	NO	0.999	NO	MM
10	10 180301M1_11	Standard	500.000	3.95	70201.594	990.943	885.540	414.7	-17.1	NO	0.999	NO	MMX

Compound name: 6:2 FTS

Coefficient of Determination: $R^2 = 0.996330$

Calibration curve: $5.72594e-005 * x^2 + 0.17718 * x + 0.0436809$

Response type: Internal Std (Ref 40), Area * (IS Conc. / IS Area)

Curve type: 2nd Order, Origin: Include, Weighting: 1/x, Axis trans: None

	# Name	Type	Std. Conc	RT	Area	IS Area	Response	Conc.	%Dev	Conc. Flag	CoD	CoD Flag	x=excluded
1	1 180301M1_2	Standard	0.250	4.28	35.845	14065.086	0.032			NO	0.996	NO	MMXI
2	2 180301M1_3	Standard	0.500	4.27	138.375	13570.739	0.127	0.5	-5.4	NO	0.996	NO	bb
3	3 180301M1_4	Standard	1.000	4.27	249.441	13951.717	0.223	1.0	1.4	NO	0.996	NO	bb
4	4 180301M1_5	Standard	2.000	4.28	584.407	15361.831	0.476	2.4	21.8	NO	0.996	NO	bb
5	5 180301M1_6	Standard	5.000	4.28	1074.214	15073.758	0.891	4.8	-4.5	NO	0.996	NO	bb
6	6 180301M1_7	Standard	10.000	4.28	2368.426	12984.561	2.280	12.6	25.7	NO	0.996	NO	bb
7	7 180301M1_8	Standard	50.000	4.27	12267.751	14714.071	10.422	57.5	15.0	NO	0.996	NO	bb
8	8 180301M1_9	Standard	100.000	4.28	20133.938	13559.312	18.561	101.2	1.2	NO	0.996	NO	MM
9	9 180301M1_10	Standard	250.000	4.28	51324.082	14544.747	44.109	231.4	-7.4	NO	0.996	NO	MM
10	10 180301M1_11	Standard	500.000	4.27	98072.203	11713.109	104.661	507.3	1.5	NO	0.996	NO	MM

Dataset: F:\Projects\PFAS.PRO\Results\180301M1\180301M1-CRV.qld

Last Altered: Saturday, March 03, 2018 05:10:16 Pacific Standard Time

Printed: Saturday, March 03, 2018 05:11:05 Pacific Standard Time

Compound name: L-PFOA

Correlation coefficient: $r = 0.999526$, $r^2 = 0.999052$

Calibration curve: $0.967604 * x + 0.0816853$

Response type: Internal Std (Ref 40), Area * (IS Conc. / IS Area)

Curve type: Linear, Origin: Exclude, Weighting: 1/x, Axis trans: None

#	Name	Type	Std. Conc	RT	Area	IS Area	Response	Conc.	%Dev	Conc. Flag	CoD	CoD Flag	x=excluded
1	1 180301M1_2	Standard	0.250	4.34	305.118	14065.086	0.271	0.2	-21.7	NO	0.999	NO	bb
2	2 180301M1_3	Standard	0.500	4.33	584.660	13570.739	0.539	0.5	-5.6	NO	0.999	NO	bb
3	3 180301M1_4	Standard	1.000	4.32	1282.137	13951.717	1.149	1.1	10.3	NO	0.999	NO	bb
4	4 180301M1_5	Standard	2.000	4.33	2575.411	15361.831	2.096	2.1	4.1	NO	0.999	NO	bb
5	5 180301M1_6	Standard	5.000	4.34	5770.047	15073.758	4.785	4.9	-2.8	NO	0.999	NO	bb
6	6 180301M1_7	Standard	10.000	4.32	10780.984	12984.561	10.379	10.6	6.4	NO	0.999	NO	bb
7	7 180301M1_8	Standard	50.000	4.32	63838.750	14714.071	54.233	56.0	11.9	NO	0.999	NO	MM
8	8 180301M1_9	Standard	100.000	4.33	103285.234	13559.312	95.216	98.3	-1.7	NO	0.999	NO	MM
9	9 180301M1_10	Standard	250.000	4.34	281551.250	14544.747	241.970	250.0	-0.0	NO	0.999	NO	bb
10	10 180301M1_11	Standard	500.000	4.32	449002.719	11713.109	479.167	495.1	-1.0	NO	0.999	NO	MM

Compound name: PFHpS

Coefficient of Determination: $R^2 = 0.998869$

Calibration curve: $-5.90696e-005 * x^2 + 0.236416 * x + 0.00450455$

Response type: Internal Std (Ref 40), Area * (IS Conc. / IS Area)

Curve type: 2nd Order, Origin: Exclude, Weighting: 1/x, Axis trans: None

#	Name	Type	Std. Conc	RT	Area	IS Area	Response	Conc.	%Dev	Conc. Flag	CoD	CoD Flag	x=excluded
1	1 180301M1_2	Standard	0.250	4.45	51.803	14065.086	0.046	0.2	-29.7	NO	0.999	NO	MM
2	2 180301M1_3	Standard	0.500	4.44	121.503	13570.739	0.112	0.5	-9.1	NO	0.999	NO	MM
3	3 180301M1_4	Standard	1.000	4.44	330.637	13951.717	0.296	1.2	23.4	NO	0.999	NO	bb
4	4 180301M1_5	Standard	2.000	4.44	581.020	15361.831	0.473	2.0	-0.9	NO	0.999	NO	bb
5	5 180301M1_6	Standard	5.000	4.44	1346.987	15073.758	1.117	4.7	-5.8	NO	0.999	NO	bb
6	6 180301M1_7	Standard	10.000	4.44	3016.936	12984.561	2.904	12.3	23.0	NO	0.999	NO	bb
7	7 180301M1_8	Standard	50.000	4.43	13649.974	14714.071	11.596	49.6	-0.7	NO	0.999	NO	MM
8	8 180301M1_9	Standard	100.000	4.44	25504.992	13559.312	23.512	102.0	2.0	NO	0.999	NO	MM
9	9 180301M1_10	Standard	250.000	4.44	62671.105	14544.747	53.861	242.5	-3.0	NO	0.999	NO	MM
10	10 180301M1_11	Standard	500.000	4.44	97574.805	11713.109	104.130	503.9	0.8	NO	0.999	NO	MM

Dataset: F:\Projects\PFAS.PRO\Results\180301M1\180301M1-CRV.qld

Last Altered: Saturday, March 03, 2018 05:10:16 Pacific Standard Time

Printed: Saturday, March 03, 2018 05:11:05 Pacific Standard Time

Compound name: PFNA

Coefficient of Determination: $R^2 = 0.999673$

Calibration curve: $-0.00096212 * x^2 + 1.44117 * x - 0.0367972$

Response type: Internal Std (Ref 41), Area * (IS Conc. / IS Area)

Curve type: 2nd Order, Origin: Exclude, Weighting: 1/x, Axis trans: None

#	Name	Type	Std. Conc	RT	Area	IS Area	Response	Conc.	%Dev	Conc. Flag	CoD	CoD Flag	x=excluded
1	1 180301M1_2	Standard	0.250	4.78	296.057	10980.739	0.337	0.3	3.8	NO	1.000	NO	bb
2	2 180301M1_3	Standard	0.500	4.77	606.913	10286.331	0.738	0.5	7.5	NO	1.000	NO	bb
3	3 180301M1_4	Standard	1.000	4.76	1245.287	11316.348	1.376	1.0	-1.9	NO	1.000	NO	bb
4	4 180301M1_5	Standard	2.000	4.77	2777.847	11950.156	2.906	2.0	2.2	NO	1.000	NO	bb
5	5 180301M1_6	Standard	5.000	4.78	6551.431	12301.189	6.657	4.7	-6.8	NO	1.000	NO	MM
6	6 180301M1_7	Standard	10.000	4.76	11311.691	10657.583	13.267	9.3	-7.1	NO	1.000	NO	MM
7	7 180301M1_8	Standard	50.000	4.76	59706.488	10470.964	71.276	51.2	2.5	NO	1.000	NO	MM
8	8 180301M1_9	Standard	100.000	4.77	114508.359	10642.840	134.490	100.0	0.0	NO	1.000	NO	bb
9	9 180301M1_10	Standard	250.000	4.78	265976.781	11088.648	299.830	249.7	-0.1	NO	1.000	NO	MM
10	10 180301M1_11	Standard	500.000	4.76	569968.375	9629.197	739.896			NO	1.000	NO	MMXI

Compound name: PFOSA

Correlation coefficient: $r = 0.996929$, $r^2 = 0.993868$

Calibration curve: $1.06783 * x + -0.0152718$

Response type: Internal Std (Ref 42), Area * (IS Conc. / IS Area)

Curve type: Linear, Origin: Exclude, Weighting: 1/x, Axis trans: None

#	Name	Type	Std. Conc	RT	Area	IS Area	Response	Conc.	%Dev	Conc. Flag	CoD	CoD Flag	x=excluded
1	1 180301M1_2	Standard	0.250	4.84	64.754	3122.339	0.259	0.3	2.8	NO	0.994	NO	bb
2	2 180301M1_3	Standard	0.500	4.83	144.831	2975.654	0.608	0.6	16.8	NO	0.994	NO	bb
3	3 180301M1_4	Standard	1.000	4.83	270.277	3549.686	0.952	0.9	-9.4	NO	0.994	NO	bb
4	4 180301M1_5	Standard	2.000	4.83	652.958	3856.607	2.116	2.0	-0.2	NO	0.994	NO	MM
5	5 180301M1_6	Standard	5.000	4.84	1289.733	3514.271	4.587	4.3	-13.8	NO	0.994	NO	bb
6	6 180301M1_7	Standard	10.000	4.83	3085.219	3264.274	11.814	11.1	10.8	NO	0.994	NO	MM
7	7 180301M1_8	Standard	50.000	4.83	13911.107	3510.666	49.532	46.4	-7.2	NO	0.994	NO	MM
8	8 180301M1_9	Standard	100.000	4.84	23547.014	3001.923	98.050	91.8	-8.2	NO	0.994	NO	MM
9	9 180301M1_10	Standard	250.000	4.84	60896.184	2542.120	299.436	280.4	12.2	NO	0.994	NO	bb
10	10 180301M1_11	Standard	500.000	4.83	99631.414	2425.020	513.560	481.0	-3.8	NO	0.994	NO	MM

Dataset: F:\Projects\PFAS.PRO\Results\180301M1\180301M1-CRV.qld

Last Altered: Saturday, March 03, 2018 05:10:16 Pacific Standard Time
 Printed: Saturday, March 03, 2018 05:11:05 Pacific Standard Time

Compound name: L-PFOS

Correlation coefficient: $r = 0.997880$, $r^2 = 0.995765$

Calibration curve: $1.10479 * x + 0.0220104$

Response type: Internal Std (Ref 43), Area * (IS Conc. / IS Area)

Curve type: Linear, Origin: Exclude, Weighting: 1/x, Axis trans: None

#	Name	Type	Std. Conc	RT	Area	IS Area	Response	Conc.	%Dev	Conc. Flag	CoD	CoD Flag	x=excluded
1	1 180301M1_2	Standard	0.250	4.85	89.171	3696.443	0.302	0.3	1.2	NO	0.996	NO	MM
2	2 180301M1_3	Standard	0.500	4.85	169.439	3351.062	0.632	0.6	10.4	NO	0.996	NO	MM
3	3 180301M1_4	Standard	1.000	4.84	355.173	3584.908	1.238	1.1	10.1	NO	0.996	NO	MM
4	4 180301M1_5	Standard	2.000	4.85	578.526	3753.576	1.927	1.7	-13.8	NO	0.996	NO	MM
5	5 180301M1_6	Standard	5.000	4.86	1407.449	3361.240	5.234	4.7	-5.6	NO	0.996	NO	MM
6	6 180301M1_7	Standard	10.000	4.85	2956.756	3438.096	10.750	9.7	-2.9	NO	0.996	NO	MM
7	7 180301M1_8	Standard	50.000	4.84	13835.647	3502.931	49.372	44.7	-10.7	NO	0.996	NO	MM
8	8 180301M1_9	Standard	100.000	4.85	28217.340	2755.735	127.994	115.8	15.8	NO	0.996	NO	MM
9	9 180301M1_10	Standard	250.000	4.85	65539.914	3129.026	261.822	237.0	-5.2	NO	0.996	NO	MM
10	10 180301M1_11	Standard	500.000	4.85	119348.211	2683.294	555.978	503.2	0.6	NO	0.996	NO	MM

Compound name: PFDA

Coefficient of Determination: $R^2 = 0.997944$

Calibration curve: $-0.00034341 * x^2 + 1.4956 * x + -0.0888583$

Response type: Internal Std (Ref 44), Area * (IS Conc. / IS Area)

Curve type: 2nd Order, Origin: Exclude, Weighting: 1/x, Axis trans: None

#	Name	Type	Std. Conc	RT	Area	IS Area	Response	Conc.	%Dev	Conc. Flag	CoD	CoD Flag	x=excluded
1	1 180301M1_2	Standard	0.250	5.15	389.910	12822.903	0.380	0.3	25.4	NO	0.998	NO	bb
2	2 180301M1_3	Standard	0.500	5.15	761.650	12881.018	0.739	0.6	10.7	NO	0.998	NO	bb
3	3 180301M1_4	Standard	1.000	5.14	1194.680	11452.913	1.304	0.9	-6.9	NO	0.998	NO	MM
4	4 180301M1_5	Standard	2.000	5.15	3038.890	13884.592	2.736	1.9	-5.5	NO	0.998	NO	bb
5	5 180301M1_6	Standard	5.000	5.15	6874.391	12813.107	6.706	4.5	-9.0	NO	0.998	NO	bb
6	6 180301M1_7	Standard	10.000	5.15	12174.607	11921.728	12.765	8.6	-13.9	NO	0.998	NO	MM
7	7 180301M1_8	Standard	50.000	5.14	66152.906	10989.300	75.247	51.0	1.9	NO	0.998	NO	bd
8	8 180301M1_9	Standard	100.000	5.15	134541.344	12425.440	135.349	92.5	-7.5	NO	0.998	NO	bd
9	9 180301M1_10	Standard	250.000	5.15	300541.719	10085.922	372.477	265.3	6.1	NO	0.998	NO	bd
10	10 180301M1_11	Standard	500.000	5.14	571950.938	10934.418	653.842	493.1	-1.4	NO	0.998	NO	bd

Dataset: F:\Projects\PFAS.PRO\Results\180301M1\180301M1-CRV.qld

Last Altered: Monday, March 05, 2018 08:17:35 Pacific Standard Time

Printed: Monday, March 05, 2018 08:19:39 Pacific Standard Time

Method: F:\Projects\PFAS.PRO\MethDB\PFAS_FULL_80C_022718.mdb 28 Feb 2018 13:19:45

Calibration: F:\Projects\PFAS.PRO\CurveDB\C18_VAL-PFAS_Q4_03-01-18-FULL.cdb 05 Mar 2018 08:17:35

Compound name: 8:2 FTS

Coefficient of Determination: R² = 0.999048

Calibration curve: $-5.52562e-006 * x^2 + 0.206679 * x + 0.0472478$

Response type: Internal Std (Ref 40), Area * (IS Conc. / IS Area)

Curve type: 2nd Order, Origin: Include, Weighting: 1/x, Axis trans: None

	# Name	Type	Std. Conc	RT	Area	IS Area	Response	Conc.	%Dev	Conc. Flag	CoD	CoD Flag	x=excluded
1	1 180301M1_2	Standard	0.250	5.13	42.385	14065.086	0.038			NO	0.999	NO	MMXI
2	2 180301M1_3	Standard	0.500	5.11	166.839	13570.739	0.154	0.5	3.0	NO	0.999	NO	bb
3	3 180301M1_4	Standard	1.000	5.11	342.088	13951.717	0.306	1.3	25.4	NO	0.999	NO	bb
4	4 180301M1_5	Standard	2.000	5.12	541.099	15361.831	0.440	1.9	-4.9	NO	0.999	NO	bb
5	5 180301M1_6	Standard	5.000	5.12	1356.505	15073.758	1.125	5.2	4.3	NO	0.999	NO	bb
6	6 180301M1_7	Standard	10.000	5.11	2528.957	12984.561	2.435	11.6	15.5	NO	0.999	NO	MM
7	7 180301M1_8	Standard	50.000	5.11	12796.081	14714.071	10.871	52.4	4.9	NO	0.999	NO	MM
8	8 180301M1_9	Standard	100.000	5.12	22418.646	13559.312	20.667	100.0	0.0	NO	0.999	NO	MM
9	9 180301M1_10	Standard	250.000	5.12	57790.691	14544.747	49.666	241.6	-3.3	NO	0.999	NO	bb
10	10 180301M1_11	Standard	500.000	5.11	96328.086	11713.109	102.799	503.9	0.8	NO	0.999	NO	MM

Compound name: PFNS

Coefficient of Determination: R² = 0.996592

Calibration curve: $-0.000247687 * x^2 + 0.933776 * x + -0.0403232$

Response type: Internal Std (Ref 43), Area * (IS Conc. / IS Area)

Curve type: 2nd Order, Origin: Exclude, Weighting: 1/x, Axis trans: None

	# Name	Type	Std. Conc	RT	Area	IS Area	Response	Conc.	%Dev	Conc. Flag	CoD	CoD Flag	x=excluded
1	1 180301M1_2	Standard	0.250	5.21	38.575	3696.443	0.130	0.2	-26.8	NO	0.997	NO	MMX
2	2 180301M1_3	Standard	0.500	5.21	146.026	3351.062	0.545	0.6	25.3	NO	0.997	NO	MM
3	3 180301M1_4	Standard	1.000	5.21	217.955	3584.908	0.760	0.9	-14.3	NO	0.997	NO	MM
4	4 180301M1_5	Standard	2.000	5.21	542.925	3753.576	1.808	2.0	-1.0	NO	0.997	NO	MM
5	5 180301M1_6	Standard	5.000	5.21	1268.198	3361.240	4.716	5.1	2.0	NO	0.997	NO	MM
6	6 180301M1_7	Standard	10.000	5.20	2111.757	3438.096	7.678	8.3	-17.2	NO	0.997	NO	MM
7	7 180301M1_8	Standard	50.000	5.20	12608.370	3502.931	44.992	48.9	-2.3	NO	0.997	NO	MM
8	8 180301M1_9	Standard	100.000	5.21	22442.521	2755.735	101.799	112.4	12.4	NO	0.997	NO	MM
9	9 180301M1_10	Standard	250.000	5.21	51389.672	3129.026	205.294	234.5	-6.2	NO	0.997	NO	MM
10	10 180301M1_11	Standard	500.000	5.21	87837.703	2683.294	409.188	506.2	1.2	NO	0.997	NO	MM

Dataset: F:\Projects\PFAS.PRO\Results\180301M1\180301M1-CRV.qld

Last Altered: Saturday, March 03, 2018 05:10:16 Pacific Standard Time

Printed: Saturday, March 03, 2018 05:11:05 Pacific Standard Time

Compound name: N-MeFOSAA

Coefficient of Determination: $R^2 = 0.998328$

Calibration curve: $-0.000367023 * x^2 + 1.50008 * x + -0.201302$

Response type: Internal Std (Ref 45), Area * (IS Conc. / IS Area)

Curve type: 2nd Order, Origin: Include, Weighting: 1/x, Axis trans: None

	# Name	Type	Std. Conc	RT	Area	IS Area	Response	Conc.	%Dev	Conc. Flag	CoD	CoD Flag	x=excluded
1	1 180301M1_2	Standard	0.250	5.31	87.007	5325.746	0.204	0.3	8.1	NO	0.998	NO	bb
2	2 180301M1_3	Standard	0.500	5.30	183.248	5552.029	0.413	0.4	-18.1	NO	0.998	NO	bb
3	3 180301M1_4	Standard	1.000	5.29	585.730	6131.177	1.194	0.9	-7.0	NO	0.998	NO	bb
4	4 180301M1_5	Standard	2.000	5.30	1298.840	6101.043	2.661	1.9	-4.5	NO	0.998	NO	bb
5	5 180301M1_6	Standard	5.000	5.30	2525.429	5737.662	5.502	3.8	-23.9	NO	0.998	NO	MM
6	6 180301M1_7	Standard	10.000	5.29	6212.387	5563.671	13.957	9.5	-5.4	NO	0.998	NO	MM
7	7 180301M1_8	Standard	50.000	5.29	29608.037	5190.762	71.300	48.2	-3.5	NO	0.998	NO	bb
8	8 180301M1_9	Standard	100.000	5.30	54271.961	4812.808	140.957	96.4	-3.6	NO	0.998	NO	MM
9	9 180301M1_10	Standard	250.000	5.30	135935.922	4584.626	370.630	264.3	5.7	NO	0.998	NO	MM
10	10 180301M1_11	Standard	500.000	5.30	220822.406	4246.339	650.038	492.9	-1.4	NO	0.998	NO	MM

Compound name: N-EtFOSAA

Coefficient of Determination: $R^2 = 0.999538$

Calibration curve: $0.000106014 * x^2 + 0.966433 * x + 0.00598936$

Response type: Internal Std (Ref 46), Area * (IS Conc. / IS Area)

Curve type: 2nd Order, Origin: Include, Weighting: 1/x, Axis trans: None

	# Name	Type	Std. Conc	RT	Area	IS Area	Response	Conc.	%Dev	Conc. Flag	CoD	CoD Flag	x=excluded
1	1 180301M1_2	Standard	0.250	5.47	144.541	6104.505	0.296	0.3	20.0	NO	1.000	NO	bb
2	2 180301M1_3	Standard	0.500	5.45	229.996	5753.462	0.500	0.5	2.2	NO	1.000	NO	bb
3	3 180301M1_4	Standard	1.000	5.46	449.484	6360.894	0.883	0.9	-9.2	NO	1.000	NO	bb
4	4 180301M1_5	Standard	2.000	5.46	727.960	5862.503	1.552	1.6	-20.0	NO	1.000	NO	bb
5	5 180301M1_6	Standard	5.000	5.46	2247.923	6225.583	4.513	4.7	-6.8	NO	1.000	NO	MM
6	6 180301M1_7	Standard	10.000	5.45	5243.269	5873.237	11.159	11.5	15.3	NO	1.000	NO	bb
7	7 180301M1_8	Standard	50.000	5.45	21932.760	5463.563	50.180	51.6	3.2	NO	1.000	NO	bb
8	8 180301M1_9	Standard	100.000	5.46	38373.723	5000.331	95.928	98.2	-1.8	NO	1.000	NO	MM
9	9 180301M1_10	Standard	250.000	5.46	97658.953	4945.935	246.816	248.6	-0.6	NO	1.000	NO	MM
10	10 180301M1_11	Standard	500.000	5.45	172862.234	4231.750	510.611	500.8	0.2	NO	1.000	NO	MM

Dataset: F:\Projects\PFAS.PRO\Results\180301M1\180301M1-CRV.qld

Last Altered: Saturday, March 03, 2018 05:10:16 Pacific Standard Time

Printed: Saturday, March 03, 2018 05:11:05 Pacific Standard Time

Compound name: PFUdA

Coefficient of Determination: $R^2 = 0.999538$

Calibration curve: $-0.000236603 * x^2 + 1.05753 * x + -0.0119524$

Response type: Internal Std (Ref 47), Area * (IS Conc. / IS Area)

Curve type: 2nd Order, Origin: Exclude, Weighting: 1/x, Axis trans: None

#	Name	Type	Std. Conc	RT	Area	IS Area	Response	Conc.	%Dev	Conc. Flag	CoD	CoD Flag	x=excluded
1	1 180301M1_2	Standard	0.250	5.48	305.914	16576.887	0.231	0.2	-8.2	NO	1.000	NO	bb
2	2 180301M1_3	Standard	0.500	5.47	554.018	15377.665	0.450	0.4	-12.6	NO	1.000	NO	bb
3	3 180301M1_4	Standard	1.000	5.47	1371.983	13273.690	1.292	1.2	23.3	NO	1.000	NO	bb
4	4 180301M1_5	Standard	2.000	5.47	2897.488	16384.205	2.211	2.1	5.1	NO	1.000	NO	bb
5	5 180301M1_6	Standard	5.000	5.47	5965.454	15134.521	4.927	4.7	-6.5	NO	1.000	NO	MM
6	6 180301M1_7	Standard	10.000	5.47	11928.685	13745.954	10.847	10.3	2.9	NO	1.000	NO	MM
7	7 180301M1_8	Standard	50.000	5.47	51475.262	12956.695	49.661	47.5	-5.0	NO	1.000	NO	MM
8	8 180301M1_9	Standard	100.000	5.48	104736.586	12777.180	102.464	99.1	-0.9	NO	1.000	NO	MM
9	9 180301M1_10	Standard	250.000	5.48	252705.500	12373.797	255.283	256.1	2.4	NO	1.000	NO	MM
10	10 180301M1_11	Standard	500.000	5.47	471807.594	12623.556	467.190	497.1	-0.6	NO	1.000	NO	MM

Compound name: PFDS

Coefficient of Determination: $R^2 = 0.999378$

Calibration curve: $-0.000168442 * x^2 + 0.285232 * x + -0.0186889$

Response type: Internal Std (Ref 47), Area * (IS Conc. / IS Area)

Curve type: 2nd Order, Origin: Exclude, Weighting: 1/x, Axis trans: None

#	Name	Type	Std. Conc	RT	Area	IS Area	Response	Conc.	%Dev	Conc. Flag	CoD	CoD Flag	x=excluded
1	1 180301M1_2	Standard	0.250	5.52	72.228	16576.887	0.054	0.3	2.6	NO	0.999	NO	bb
2	2 180301M1_3	Standard	0.500	5.52	117.052	15377.665	0.095	0.4	-20.2	NO	0.999	NO	bb
3	3 180301M1_4	Standard	1.000	5.51	372.191	13273.690	0.350	1.3	29.5	NO	0.999	NO	bb
4	4 180301M1_5	Standard	2.000	5.52	778.823	16384.205	0.594	2.2	7.6	NO	0.999	NO	bb
5	5 180301M1_6	Standard	5.000	5.53	1408.711	15134.521	1.163	4.2	-16.9	NO	0.999	NO	bb
6	6 180301M1_7	Standard	10.000	5.52	2915.837	13745.954	2.652	9.4	-5.9	NO	0.999	NO	MM
7	7 180301M1_8	Standard	50.000	5.51	14751.914	12956.695	14.232	51.5	3.1	NO	0.999	NO	bb
8	8 180301M1_9	Standard	100.000	5.52	27659.584	12777.180	27.060	101.0	1.0	NO	0.999	NO	bb
9	9 180301M1_10	Standard	250.000	5.53	59630.488	12373.797	60.239	247.4	-1.0	NO	0.999	NO	bb
10	10 180301M1_11	Standard	500.000	5.52	101659.477	12623.556	100.664	501.5	0.3	NO	0.999	NO	MM

Dataset: F:\Projects\PFAS.PRO\Results\180301M1\180301M1-CRV.qld

Last Altered: Saturday, March 03, 2018 05:10:16 Pacific Standard Time

Printed: Saturday, March 03, 2018 05:11:05 Pacific Standard Time

Compound name: PFD_oA

Coefficient of Determination: R² = 0.993413

Calibration curve: -0.000423255 * x² + 1.34335 * x + -0.0396021

Response type: Internal Std (Ref 48), Area * (IS Conc. / IS Area)

Curve type: 2nd Order, Origin: Exclude, Weighting: 1/x, Axis trans: None

#	Name	Type	Std. Conc	RT	Area	IS Area	Response	Conc.	%Dev	Conc. Flag	CoD	CoD Flag	x=excluded
1	1 180301M1_2	Standard	0.250	5.77	310.345	15442.216	0.251	0.2	-13.4	NO	0.993	NO	bb
2	2 180301M1_3	Standard	0.500	5.76	666.939	11919.504	0.699	0.6	10.0	NO	0.993	NO	bb
3	3 180301M1_4	Standard	1.000	5.75	1411.515	12353.530	1.428	1.1	9.3	NO	0.993	NO	bb
4	4 180301M1_5	Standard	2.000	5.76	2704.145	12168.458	2.778	2.1	4.9	NO	0.993	NO	bb
5	5 180301M1_6	Standard	5.000	5.76	6000.544	15522.450	4.832	3.6	-27.4	NO	0.993	NO	MM
6	6 180301M1_7	Standard	10.000	5.75	12498.354	11707.082	13.345	10.0	-0.0	NO	0.993	NO	MM
7	7 180301M1_8	Standard	50.000	5.76	68659.461	10268.462	83.581	63.5	27.0	NO	0.993	NO	MM
8	8 180301M1_9	Standard	100.000	5.76	129569.016	13304.902	121.731	93.4	-6.6	NO	0.993	NO	MM
9	9 180301M1_10	Standard	250.000	5.76	287817.156	12227.076	294.242	236.7	-5.3	NO	0.993	NO	MM
10	10 180301M1_11	Standard	500.000	5.76	509688.031	11112.972	573.303	508.2	1.6	NO	0.993	NO	MM

Compound name: N-MeFOSA

Correlation coefficient: r = 0.998917, r² = 0.997835

Calibration curve: 0.994576 * x + 0.438959

Response type: Internal Std (Ref 49), Area * (IS Conc. / IS Area)

Curve type: Linear, Origin: Include, Weighting: 1/x, Axis trans: None

#	Name	Type	Std. Conc	RT	Area	IS Area	Response	Conc.	%Dev	Conc. Flag	CoD	CoD Flag	x=excluded
1	1 180301M1_2	Standard	1.250	5.98	186.714	19430.975	1.441	1.0	-19.4	NO	0.998	NO	bb
2	2 180301M1_3	Standard	2.500	5.96	383.161	19963.918	2.879	2.5	-1.9	NO	0.998	NO	MM
3	3 180301M1_4	Standard	5.000	5.96	777.951	20908.160	5.581	5.2	3.4	NO	0.998	NO	bb
4	4 180301M1_5	Standard	10.000	5.97	1623.659	19626.619	12.409	12.0	20.4	NO	0.998	NO	bb
5	5 180301M1_6	Standard	25.000	5.98	3569.793	19976.902	26.804	26.5	6.0	NO	0.998	NO	MM
6	6 180301M1_7	Standard	50.000	5.96	7478.803	19503.240	57.520	57.4	14.8	NO	0.998	NO	MM
7	7 180301M1_8	Standard	250.000	5.96	35522.484	20458.707	260.445	261.4	4.6	NO	0.998	NO	MM
8	8 180301M1_9	Standard	500.000	5.98	69486.766	19000.861	548.555	551.1	10.2	NO	0.998	NO	MM
9	9 180301M1_10	Standard	1250.000	5.98	158205.500	19039.311	1246.412	1252.8	0.2	NO	0.998	NO	MM
10	10 180301M1_11	Standard	2500.000	5.96	270487.344	16827.104	2411.176	2423.9	-3.0	NO	0.998	NO	MM

Dataset: F:\Projects\PFAS.PRO\Results\180301M1\180301M1-CRV.qld

Last Altered: Saturday, March 03, 2018 05:10:16 Pacific Standard Time

Printed: Saturday, March 03, 2018 05:11:05 Pacific Standard Time

Compound name: PFTrDA

Coefficient of Determination: $R^2 = 0.997006$

Calibration curve: $-0.000880373 * x^2 + 1.53263 * x + -0.0775313$

Response type: Internal Std (Ref 48), Area * (IS Conc. / IS Area)

Curve type: 2nd Order, Origin: Exclude, Weighting: 1/x, Axis trans: None

#	Name	Type	Std. Conc	RT	Area	IS Area	Response	Conc.	%Dev	Conc. Flag	CoD	CoD Flag	x=excluded
1	1 180301M1_2	Standard	0.250	6.01	283.584	15442.216	0.230	0.2	-19.8	NO	0.997	NO	bb
2	2 180301M1_3	Standard	0.500	6.00	797.691	11919.504	0.837	0.6	19.3	NO	0.997	NO	bb
3	3 180301M1_4	Standard	1.000	6.00	1583.673	12353.530	1.602	1.1	9.7	NO	0.997	NO	bb
4	4 180301M1_5	Standard	2.000	6.01	2973.294	12168.458	3.054	2.0	2.3	NO	0.997	NO	bb
5	5 180301M1_6	Standard	5.000	6.01	6972.146	15522.450	5.615	3.7	-25.6	NO	0.997	NO	MM
6	6 180301M1_7	Standard	10.000	6.00	14996.301	11707.082	16.012	10.6	5.6	NO	0.997	NO	MM
7	7 180301M1_8	Standard	50.000	6.00	70159.586	10268.462	85.407	57.7	15.4	NO	0.997	NO	MM
8	8 180301M1_9	Standard	100.000	6.01	146035.859	13304.902	137.201	94.7	-5.3	NO	0.997	NO	MM
9	9 180301M1_10	Standard	250.000	6.01	314247.469	12227.076	321.262	243.8	-2.5	NO	0.997	NO	MM
10	10 180301M1_11	Standard	500.000	6.00	488860.344	11112.972	549.876	505.8	1.2	NO	0.997	NO	MM

Compound name: PFTeDA

Coefficient of Determination: $R^2 = 0.993273$

Calibration curve: $-0.00419288 * x^2 + 2.8068 * x + -0.471093$

Response type: Internal Std (Ref 50), Area * (IS Conc. / IS Area)

Curve type: 2nd Order, Origin: Exclude, Weighting: 1/x, Axis trans: None

#	Name	Type	Std. Conc	RT	Area	IS Area	Response	Conc.	%Dev	Conc. Flag	CoD	CoD Flag	x=excluded
1	1 180301M1_2	Standard	0.250	6.24	336.729	5865.007	0.718	0.4	69.5	YES	0.993	NO	bbX
2	2 180301M1_3	Standard	0.500	6.22	549.624	5712.738	1.203	0.6	19.4	NO	0.993	NO	bb
3	3 180301M1_4	Standard	1.000	6.22	1027.831	4378.253	2.934	1.2	21.6	NO	0.993	NO	MM
4	4 180301M1_5	Standard	2.000	6.23	2081.338	6134.594	4.241	1.7	-15.8	NO	0.993	NO	MM
5	5 180301M1_6	Standard	5.000	6.23	5828.747	5885.092	12.380	4.6	-7.8	NO	0.993	NO	MM
6	6 180301M1_7	Standard	10.000	6.22	10331.209	5778.615	22.348	8.2	-17.7	NO	0.993	NO	MM
7	7 180301M1_8	Standard	50.000	6.22	51949.906	5470.535	118.704	45.6	-8.9	NO	0.993	NO	MM
8	8 180301M1_9	Standard	100.000	6.23	97243.602	4639.086	262.023	112.4	12.4	NO	0.993	NO	MM
9	9 180301M1_10	Standard	250.000	6.23	247757.969	7168.373	432.033	240.5	-3.8	NO	0.993	NO	MM
10	10 180301M1_11	Standard	500.000	6.22	341479.250	6003.183	711.038			NO	0.993	NO	MMXI

Dataset: F:\Projects\PFAS.PRO\Results\180301M1\180301M1-CRV.qld

Last Altered: Saturday, March 03, 2018 05:10:16 Pacific Standard Time
 Printed: Saturday, March 03, 2018 05:11:05 Pacific Standard Time

Compound name: N-EtFOSA

Coefficient of Determination: R² = 0.999634

Calibration curve: $-1.21629e-005 * x^2 + 0.887616 * x + 0.203022$

Response type: Internal Std (Ref 51), Area * (IS Conc. / IS Area)

Curve type: 2nd Order, Origin: Exclude, Weighting: 1/x, Axis trans: None

#	Name	Type	Std. Conc	RT	Area	IS Area	Response	Conc.	%Dev	Conc. Flag	CoD	CoD Flag	x=excluded
1	1 180301M1_2	Standard	1.250	6.39	239.284	31435.953	1.142	1.1	-15.4	NO	1.000	NO	bb
2	2 180301M1_3	Standard	2.500	6.38	528.133	31336.100	2.528	2.6	4.8	NO	1.000	NO	bb
3	3 180301M1_4	Standard	5.000	6.38	1053.613	31941.109	4.948	5.3	6.9	NO	1.000	NO	bb
4	4 180301M1_5	Standard	10.000	6.39	2017.825	32079.422	9.435	10.4	4.0	NO	1.000	NO	MM
5	5 180301M1_6	Standard	25.000	6.39	4560.371	32482.930	21.059	23.5	-6.0	NO	1.000	NO	MM
6	6 180301M1_7	Standard	50.000	6.38	9155.515	30051.453	45.699	51.3	2.6	NO	1.000	NO	MM
7	7 180301M1_8	Standard	250.000	6.38	46388.273	30597.180	227.414	256.9	2.8	NO	1.000	NO	MM
8	8 180301M1_9	Standard	500.000	6.39	89473.047	29718.752	451.599	512.1	2.4	NO	1.000	NO	MM
9	9 180301M1_10	Standard	1250.000	6.38	198472.422	28033.447	1061.977	1216.5	-2.7	NO	1.000	NO	MM
10	10 180301M1_11	Standard	2500.000	6.38	330181.063	22984.035	2154.851	2514.1	0.6	NO	1.000	NO	MM

Compound name: PFHxDA

Coefficient of Determination: R² = 0.998566

Calibration curve: $-0.000485193 * x^2 + 0.665208 * x + 0.0130071$

Response type: Internal Std (Ref 52), Area * (IS Conc. / IS Area)

Curve type: 2nd Order, Origin: Exclude, Weighting: 1/x, Axis trans: None

#	Name	Type	Std. Conc	RT	Area	IS Area	Response	Conc.	%Dev	Conc. Flag	CoD	CoD Flag	x=excluded
1	1 180301M1_2	Standard	0.250	6.57	163.832	4743.615	0.173	0.2	-4.0	NO	0.999	NO	bb
2	2 180301M1_3	Standard	0.500	6.56	323.968	4135.667	0.392	0.6	13.9	NO	0.999	NO	bb
3	3 180301M1_4	Standard	1.000	6.56	609.263	4143.816	0.735	1.1	8.6	NO	0.999	NO	bb
4	4 180301M1_5	Standard	2.000	6.57	1039.773	4520.493	1.150	1.7	-14.4	NO	0.999	NO	bb
5	5 180301M1_6	Standard	5.000	6.57	2985.585	4638.950	3.218	4.8	-3.3	NO	0.999	NO	bb
6	6 180301M1_7	Standard	10.000	6.56	5371.568	4118.911	6.521	9.9	-1.5	NO	0.999	NO	MM
7	7 180301M1_8	Standard	50.000	6.56	25761.932	4191.027	30.735	47.9	-4.3	NO	0.999	NO	MM
8	8 180301M1_9	Standard	100.000	6.57	50401.836	3815.245	66.053	107.7	7.7	NO	0.999	NO	MM
9	9 180301M1_10	Standard	250.000	6.57	118017.953	4471.259	131.974	240.6	-3.8	NO	0.999	NO	MM
10	10 180301M1_11	Standard	500.000	6.56	189995.125	4468.608	212.589	507.2	1.4	NO	0.999	NO	MM

Dataset: F:\Projects\PFAS.PRO\Results\180301M1\180301M1-CRV.qld

Last Altered: Saturday, March 03, 2018 05:10:16 Pacific Standard Time

Printed: Saturday, March 03, 2018 05:11:05 Pacific Standard Time

Compound name: PFODA

Coefficient of Determination: $R^2 = 0.998904$

Calibration curve: $-0.0004654 * x^2 + 0.777509 * x + -0.020895$

Response type: Internal Std (Ref 52), Area * (IS Conc. / IS Area)

Curve type: 2nd Order, Origin: Include, Weighting: 1/x, Axis trans: None

#	Name	Type	Std. Conc	RT	Area	IS Area	Response	Conc.	%Dev	Conc. Flag	CoD	CoD Flag	x=excluded
1	1 180301M1_2	Standard	0.250	6.80	179.012	4743.615	0.189	0.3	7.8	NO	0.999	NO	bb
2	2 180301M1_3	Standard	0.500	6.80	317.347	4135.667	0.384	0.5	4.1	NO	0.999	NO	bb
3	3 180301M1_4	Standard	1.000	6.80	556.386	4143.816	0.671	0.9	-10.9	NO	0.999	NO	bb
4	4 180301M1_5	Standard	2.000	6.80	1401.404	4520.493	1.550	2.0	1.1	NO	0.999	NO	bb
5	5 180301M1_6	Standard	5.000	6.80	3410.436	4638.950	3.676	4.8	-4.6	NO	0.999	NO	bb
6	6 180301M1_7	Standard	10.000	6.80	6153.795	4118.911	7.470	9.7	-3.1	NO	0.999	NO	bb
7	7 180301M1_8	Standard	50.000	6.79	28931.480	4191.027	34.516	45.7	-8.7	NO	0.999	NO	MM
8	8 180301M1_9	Standard	100.000	6.80	56101.789	3815.245	73.523	100.7	0.7	NO	0.999	NO	bb
9	9 180301M1_10	Standard	250.000	6.80	153060.531	4471.259	171.160	260.9	4.4	NO	0.999	NO	bb
10	10 180301M1_11	Standard	500.000	6.80	241012.422	4468.608	269.673	491.4	-1.7	NO	0.999	NO	MM

Compound name: N-MeFOSE

Correlation coefficient: $r = 0.999522$, $r^2 = 0.999045$

Calibration curve: $1.0094 * x + 0.120335$

Response type: Internal Std (Ref 53), Area * (IS Conc. / IS Area)

Curve type: Linear, Origin: Exclude, Weighting: 1/x, Axis trans: None

#	Name	Type	Std. Conc	RT	Area	IS Area	Response	Conc.	%Dev	Conc. Flag	CoD	CoD Flag	x=excluded
1	1 180301M1_2	Standard	1.250	6.52	263.698	25171.217	1.571	1.4	15.0	NO	0.999	NO	bb
2	2 180301M1_3	Standard	2.500	6.52	454.962	24186.930	2.822	2.7	7.0	NO	0.999	NO	MM
3	3 180301M1_4	Standard	5.000	6.51	953.305	32816.160	4.357	4.2	-16.0	NO	0.999	NO	MM
4	4 180301M1_5	Standard	10.000	6.52	1936.999	27135.879	10.707	10.5	4.9	NO	0.999	NO	MM
5	5 180301M1_6	Standard	25.000	6.52	5260.113	31261.170	25.240	24.9	-0.5	NO	0.999	NO	MM
6	6 180301M1_7	Standard	50.000	6.51	8537.024	28120.146	45.539	45.0	-10.0	NO	0.999	NO	MM
7	7 180301M1_8	Standard	250.000	6.51	50810.363	30349.900	251.123	248.7	-0.5	NO	0.999	NO	MM
8	8 180301M1_9	Standard	500.000	6.52	103934.172	31855.229	489.406	484.7	-3.1	NO	0.999	NO	MM
9	9 180301M1_10	Standard	1250.000	6.52	244084.141	27737.973	1319.946	1307.5	4.6	NO	0.999	NO	MM
10	10 180301M1_11	Standard	2500.000	6.51	436820.938	26341.955	2487.406	2464.1	-1.4	NO	0.999	NO	MM

Dataset: F:\Projects\PFAS.PRO\Results\180301M1\180301M1-CRV.qld

Last Altered: Saturday, March 03, 2018 05:10:16 Pacific Standard Time

Printed: Saturday, March 03, 2018 05:11:05 Pacific Standard Time

Compound name: N-EtFOSE

Coefficient of Determination: $R^2 = 0.993042$

Calibration curve: $-0.000246473 * x^2 + 1.20272 * x + 0.124292$

Response type: Internal Std (Ref 54), Area * (IS Conc. / IS Area)

Curve type: 2nd Order, Origin: Exclude, Weighting: 1/x, Axis trans: None

	# Name	Type	Std. Conc	RT	Area	IS Area	Response	Conc.	%Dev	Conc. Flag	CoD	CoD Flag	x=excluded
1	1 180301M1_2	Standard	1.250	6.67	222.951	26117.539	1.280	1.0	-23.1	NO	0.993	NO	bb
2	2 180301M1_3	Standard	2.500	6.66	463.170	23251.111	2.988	2.4	-4.7	NO	0.993	NO	MM
3	3 180301M1_4	Standard	5.000	6.66	1149.973	26150.514	6.596	5.4	7.7	NO	0.993	NO	MM
4	4 180301M1_5	Standard	10.000	6.66	2040.274	24856.543	12.312	10.2	1.5	NO	0.993	NO	bb
5	5 180301M1_6	Standard	25.000	6.66	5198.791	25267.814	30.862	25.7	2.8	NO	0.993	NO	MM
6	6 180301M1_7	Standard	50.000	6.66	11182.269	22910.215	73.214	61.5	23.1	NO	0.993	NO	MM
7	7 180301M1_8	Standard	250.000	6.66	46595.750	26975.457	259.101	225.8	-9.7	NO	0.993	NO	MM
8	8 180301M1_9	Standard	500.000	6.66	80980.250	22020.955	551.613	512.3	2.5	NO	0.993	NO	MM
9	9 180301M1_10	Standard	1250.000	6.66	243051.375	24780.598	1471.220			NO	0.993	NO	MMXI
10	10 180301M1_11	Standard	2500.000	6.66	451897.781	20888.084	3245.136			NO	0.993	NO	MMXI

Compound name: 13C3-PFBA

Response Factor: 0.895413

RRF SD: 0.0321544, Relative SD: 3.59101

Response type: Internal Std (Ref 55), Area * (IS Conc. / IS Area)

Curve type: RF

	# Name	Type	Std. Conc	RT	Area	IS Area	Response	Conc.	%Dev	Conc. Flag	CoD	CoD Flag	x=excluded
1	1 180301M1_2	Standard	12.500	1.45	6286.779	6898.718	11.391	12.7	1.8	NO		NO	bb
2	2 180301M1_3	Standard	12.500	1.45	6958.397	7463.416	11.654	13.0	4.1	NO		NO	MM
3	3 180301M1_4	Standard	12.500	1.45	6946.079	7584.892	11.447	12.8	2.3	NO		NO	MM
4	4 180301M1_5	Standard	12.500	1.45	6882.975	7839.470	10.975	12.3	-1.9	NO		NO	bb
5	5 180301M1_6	Standard	12.500	1.45	6660.850	7334.360	11.352	12.7	1.4	NO		NO	bb
6	6 180301M1_7	Standard	12.500	1.44	6222.417	6935.251	11.215	12.5	0.2	NO		NO	MM
7	7 180301M1_8	Standard	12.500	1.44	6796.288	7399.419	11.481	12.8	2.6	NO		NO	MM
8	8 180301M1_9	Standard	12.500	1.45	6412.225	7165.229	11.186	12.5	-0.1	NO		NO	MM
9	9 180301M1_10	Standard	12.500	1.45	6672.185	7579.697	11.003	12.3	-1.7	NO		NO	MM
10	10 180301M1_11	Standard	12.500	1.45	5967.153	7297.714	10.221	11.4	-8.7	NO		NO	bb

Dataset: F:\Projects\PFAS.PRO\Results\180301M1\180301M1-CRV.qld

Last Altered: Saturday, March 03, 2018 05:10:16 Pacific Standard Time
 Printed: Saturday, March 03, 2018 05:11:05 Pacific Standard Time

Compound name: 13C3-PFPeA

Response Factor: 0.98257

RRF SD: 0.0535399, Relative SD: 5.44897

Response type: Internal Std (Ref 56), Area * (IS Conc. / IS Area)

Curve type: RF

	# Name	Type	Std. Conc	RT	Area	IS Area	Response	Conc.	%Dev	Conc. Flag	CoD	CoD Flag	x=excluded
1	1 180301M1_2	Standard	12.500	2.42	12365.768	12637.336	12.231	12.4	-0.4	NO		NO	MM
2	2 180301M1_3	Standard	12.500	2.42	13322.704	13338.066	12.486	12.7	1.7	NO		NO	MM
3	3 180301M1_4	Standard	12.500	2.41	12966.504	13082.495	12.389	12.6	0.9	NO		NO	MM
4	4 180301M1_5	Standard	12.500	2.42	13260.860	12947.299	12.803	13.0	4.2	NO		NO	MM
5	5 180301M1_6	Standard	12.500	2.42	12760.613	13690.900	11.651	11.9	-5.1	NO		NO	MM
6	6 180301M1_7	Standard	12.500	2.41	12144.494	11574.014	13.116	13.3	6.8	NO		NO	bb
7	7 180301M1_8	Standard	12.500	2.41	12385.531	14232.165	10.878	11.1	-11.4	NO		NO	MM
8	8 180301M1_9	Standard	12.500	2.42	11897.310	12182.840	12.207	12.4	-0.6	NO		NO	MM
9	9 180301M1_10	Standard	12.500	2.42	12462.676	11950.871	13.035	13.3	6.1	NO		NO	MM
10	10 180301M1_11	Standard	12.500	2.41	10071.927	10469.692	12.025	12.2	-2.1	NO		NO	MM

Compound name: 13C3-PFBS

Response Factor: 0.124816

RRF SD: 0.00825755, Relative SD: 6.61577

Response type: Internal Std (Ref 56), Area * (IS Conc. / IS Area)

Curve type: RF

	# Name	Type	Std. Conc	RT	Area	IS Area	Response	Conc.	%Dev	Conc. Flag	CoD	CoD Flag	x=excluded
1	1 180301M1_2	Standard	12.500	2.70	1714.972	12637.336	1.696	13.6	8.7	NO		NO	bb
2	2 180301M1_3	Standard	12.500	2.69	1691.487	13338.066	1.585	12.7	1.6	NO		NO	bb
3	3 180301M1_4	Standard	12.500	2.69	1654.450	13082.495	1.581	12.7	1.3	NO		NO	bb
4	4 180301M1_5	Standard	12.500	2.69	1621.268	12947.299	1.565	12.5	0.3	NO		NO	bb
5	5 180301M1_6	Standard	12.500	2.70	1622.102	13690.900	1.481	11.9	-5.1	NO		NO	bb
6	6 180301M1_7	Standard	12.500	2.69	1609.169	11574.014	1.738	13.9	11.4	NO		NO	bb
7	7 180301M1_8	Standard	12.500	2.68	1565.804	14232.165	1.375	11.0	-11.9	NO		NO	bb
8	8 180301M1_9	Standard	12.500	2.69	1509.528	12182.840	1.549	12.4	-0.7	NO		NO	bb
9	9 180301M1_10	Standard	12.500	2.70	1456.884	11950.871	1.524	12.2	-2.3	NO		NO	MM
10	10 180301M1_11	Standard	12.500	2.69	1262.763	10469.692	1.508	12.1	-3.4	NO		NO	bb

Dataset: F:\Projects\PFAS.PRO\Results\180301M1\180301M1-CRV.qld

Last Altered: Saturday, March 03, 2018 05:10:16 Pacific Standard Time
 Printed: Saturday, March 03, 2018 05:11:05 Pacific Standard Time

Compound name: 13C2-PFHxA

Response Factor: 0.722371

RRF SD: 0.0415692, Relative SD: 5.75455

Response type: Internal Std (Ref 56), Area * (IS Conc. / IS Area)

Curve type: RF

#	Name	Type	Std. Conc	RT	Area	IS Area	Response	Conc.	%Dev	Conc. Flag	CoD	CoD Flag	x=excluded
1	1 180301M1_2	Standard	5.000	3.19	3787.204	12637.336	3.746	5.2	3.7	NO		NO	bb
2	2 180301M1_3	Standard	5.000	3.18	3818.646	13338.066	3.579	5.0	-0.9	NO		NO	bb
3	3 180301M1_4	Standard	5.000	3.18	3524.773	13082.495	3.368	4.7	-6.8	NO		NO	MM
4	4 180301M1_5	Standard	5.000	3.18	3797.590	12947.299	3.666	5.1	1.5	NO		NO	bb
5	5 180301M1_6	Standard	5.000	3.19	3804.469	13690.900	3.474	4.8	-3.8	NO		NO	bb
6	6 180301M1_7	Standard	5.000	3.18	3334.226	11574.014	3.601	5.0	-0.3	NO		NO	MM
7	7 180301M1_8	Standard	5.000	3.18	3732.596	14232.165	3.278	4.5	-9.2	NO		NO	MM
8	8 180301M1_9	Standard	5.000	3.19	3575.754	12182.840	3.669	5.1	1.6	NO		NO	MM
9	9 180301M1_10	Standard	5.000	3.19	3561.678	11950.871	3.725	5.2	3.1	NO		NO	bb
10	10 180301M1_11	Standard	5.000	3.18	3360.802	10469.692	4.013	5.6	11.1	NO		NO	MM

Compound name: 13C4-PFHpA

Response Factor: 0.687016

RRF SD: 0.0503692, Relative SD: 7.33159

Response type: Internal Std (Ref 56), Area * (IS Conc. / IS Area)

Curve type: RF

#	Name	Type	Std. Conc	RT	Area	IS Area	Response	Conc.	%Dev	Conc. Flag	CoD	CoD Flag	x=excluded
1	1 180301M1_2	Standard	12.500	3.81	8476.845	12637.336	8.385	12.2	-2.4	NO		NO	bb
2	2 180301M1_3	Standard	12.500	3.80	9463.217	13338.066	8.869	12.9	3.3	NO		NO	bb
3	3 180301M1_4	Standard	12.500	3.79	8861.947	13082.495	8.467	12.3	-1.4	NO		NO	bb
4	4 180301M1_5	Standard	12.500	3.80	9052.763	12947.299	8.740	12.7	1.8	NO		NO	bb
5	5 180301M1_6	Standard	12.500	3.81	9795.044	13690.900	8.943	13.0	4.1	NO		NO	MM
6	6 180301M1_7	Standard	12.500	3.80	9084.935	11574.014	9.812	14.3	14.3	NO		NO	MM
7	7 180301M1_8	Standard	12.500	3.79	8543.293	14232.165	7.504	10.9	-12.6	NO		NO	bb
8	8 180301M1_9	Standard	12.500	3.80	7947.266	12182.840	8.154	11.9	-5.0	NO		NO	MM
9	9 180301M1_10	Standard	12.500	3.81	8559.754	11950.871	8.953	13.0	4.3	NO		NO	MM
10	10 180301M1_11	Standard	12.500	3.80	6743.052	10469.692	8.051	11.7	-6.3	NO		NO	MM

Dataset: F:\Projects\PFAS.PRO\Results\180301M1\180301M1-CRV.qld

Last Altered: Saturday, March 03, 2018 05:10:16 Pacific Standard Time

Printed: Saturday, March 03, 2018 05:11:05 Pacific Standard Time

Compound name: 18O2-PFHxS

Response Factor: 0.367004

RRF SD: 0.0346949, Relative SD: 9.45355

Response type: Internal Std (Ref 57), Area * (IS Conc. / IS Area)

Curve type: RF

	# Name	Type	Std. Conc	RT	Area	IS Area	Response	Conc.	%Dev	Conc. Flag	CoD	CoD Flag	x=excluded
1	1 180301M1_2	Standard	12.500	3.96	1054.533	3293.152	4.003	10.9	-12.7	NO		NO	bb
2	2 180301M1_3	Standard	12.500	3.95	1224.092	3627.427	4.218	11.5	-8.1	NO		NO	bb
3	3 180301M1_4	Standard	12.500	3.95	1204.419	3576.785	4.209	11.5	-8.2	NO		NO	bb
4	4 180301M1_5	Standard	12.500	3.96	1163.666	2921.085	4.980	13.6	8.5	NO		NO	bb
5	5 180301M1_6	Standard	12.500	3.96	1078.241	2796.654	4.819	13.1	5.1	NO		NO	bb
6	6 180301M1_7	Standard	12.500	3.95	1082.008	3099.898	4.363	11.9	-4.9	NO		NO	bb
7	7 180301M1_8	Standard	12.500	3.94	1255.073	3242.319	4.839	13.2	5.5	NO		NO	bb
8	8 180301M1_9	Standard	12.500	3.95	1176.479	2897.150	5.076	13.8	10.6	NO		NO	bb
9	9 180301M1_10	Standard	12.500	3.96	991.333	2958.918	4.188	11.4	-8.7	NO		NO	bb
10	10 180301M1_11	Standard	12.500	3.95	990.943	2390.894	5.181	14.1	12.9	NO		NO	bb

Compound name: 13C2-PFOA

Response Factor: 1.26009

RRF SD: 0.0559455, Relative SD: 4.4398

Response type: Internal Std (Ref 58), Area * (IS Conc. / IS Area)

Curve type: RF

	# Name	Type	Std. Conc	RT	Area	IS Area	Response	Conc.	%Dev	Conc. Flag	CoD	CoD Flag	x=excluded
1	1 180301M1_2	Standard	12.500	4.34	14065.086	11175.605	15.732	12.5	-0.1	NO		NO	MM
2	2 180301M1_3	Standard	12.500	4.33	13570.739	11106.500	15.273	12.1	-3.0	NO		NO	bb
3	3 180301M1_4	Standard	12.500	4.32	13951.717	11332.271	15.389	12.2	-2.3	NO		NO	MM
4	4 180301M1_5	Standard	12.500	4.33	15361.831	11590.600	16.567	13.1	5.2	NO		NO	bb
5	5 180301M1_6	Standard	12.500	4.34	15073.758	12038.324	15.652	12.4	-0.6	NO		NO	MM
6	6 180301M1_7	Standard	12.500	4.32	12984.561	11378.594	14.264	11.3	-9.4	NO		NO	MM
7	7 180301M1_8	Standard	12.500	4.32	14714.071	11411.040	16.118	12.8	2.3	NO		NO	bb
8	8 180301M1_9	Standard	12.500	4.33	13559.312	10123.110	16.743	13.3	6.3	NO		NO	MM
9	9 180301M1_10	Standard	12.500	4.34	14544.747	11434.049	15.901	12.6	0.9	NO		NO	MM
10	10 180301M1_11	Standard	12.500	4.32	11713.109	9225.055	15.871	12.6	0.8	NO		NO	MM

Dataset: F:\Projects\PFAS.PRO\Results\180301M1\180301M1-CRV.qld

Last Altered: Saturday, March 03, 2018 05:10:16 Pacific Standard Time

Printed: Saturday, March 03, 2018 05:11:05 Pacific Standard Time

Compound name: 13C5-PFNA

Response Factor: 0.959285

RRF SD: 0.0538361, Relative SD: 5.6121

Response type: Internal Std (Ref 59), Area * (IS Conc. / IS Area)

Curve type: RF

	# Name	Type	Std. Conc	RT	Area	IS Area	Response	Conc.	%Dev	Conc. Flag	CoD	CoD Flag	x=excluded
1	1 180301M1_2	Standard	12.500	4.78	10980.739	11713.663	11.718	12.2	-2.3	NO		NO	MM
2	2 180301M1_3	Standard	12.500	4.77	10286.331	11570.663	11.113	11.6	-7.3	NO		NO	MM
3	3 180301M1_4	Standard	12.500	4.76	11316.348	11157.871	12.678	13.2	5.7	NO		NO	MM
4	4 180301M1_5	Standard	12.500	4.77	11950.156	12864.314	11.612	12.1	-3.2	NO		NO	bb
5	5 180301M1_6	Standard	12.500	4.78	12301.189	11918.772	12.901	13.4	7.6	NO		NO	MM
6	6 180301M1_7	Standard	12.500	4.76	10657.583	10315.065	12.915	13.5	7.7	NO		NO	MM
7	7 180301M1_8	Standard	12.500	4.76	10470.964	11629.393	11.255	11.7	-6.1	NO		NO	bb
8	8 180301M1_9	Standard	12.500	4.77	10642.840	11271.441	11.803	12.3	-1.6	NO		NO	MM
9	9 180301M1_10	Standard	12.500	4.78	11088.648	11197.493	12.378	12.9	3.2	NO		NO	bb
10	10 180301M1_11	Standard	12.500	4.76	9629.197	10431.502	11.539	12.0	-3.8	NO		NO	MM

Compound name: 13C8-PFOSA

Response Factor: 0.228991

RRF SD: 0.0267681, Relative SD: 11.6896

Response type: Internal Std (Ref 62), Area * (IS Conc. / IS Area)

Curve type: RF

	# Name	Type	Std. Conc	RT	Area	IS Area	Response	Conc.	%Dev	Conc. Flag	CoD	CoD Flag	x=excluded
1	1 180301M1_2	Standard	12.500	4.84	3122.339	15336.645	2.545	11.1	-11.1	NO		NO	bb
2	2 180301M1_3	Standard	12.500	4.84	2975.654	12869.193	2.890	12.6	1.0	NO		NO	bb
3	3 180301M1_4	Standard	12.500	4.83	3549.686	14299.881	3.103	13.6	8.4	NO		NO	bd
4	4 180301M1_5	Standard	12.500	4.84	3856.607	14741.061	3.270	14.3	14.3	NO		NO	MM
5	5 180301M1_6	Standard	12.500	4.84	3514.271	15203.104	2.889	12.6	0.9	NO		NO	MM
6	6 180301M1_7	Standard	12.500	4.83	3264.274	13054.862	3.126	13.6	9.2	NO		NO	MM
7	7 180301M1_8	Standard	12.500	4.83	3510.666	13441.544	3.265	14.3	14.1	NO		NO	MM
8	8 180301M1_9	Standard	12.500	4.84	3001.923	13691.178	2.741	12.0	-4.2	NO		NO	bb
9	9 180301M1_10	Standard	12.500	4.84	2542.120	13470.846	2.359	10.3	-17.6	NO		NO	bb
10	10 180301M1_11	Standard	12.500	4.83	2425.020	12442.481	2.436	10.6	-14.9	NO		NO	MM

Dataset: F:\Projects\PFAS.PRO\Results\180301M1\180301M1-CRV.qld

Last Altered: Saturday, March 03, 2018 05:10:16 Pacific Standard Time

Printed: Saturday, March 03, 2018 05:11:05 Pacific Standard Time

Compound name: 13C8-PFOS

Response Factor: 1.05302

RRF SD: 0.0785005, Relative SD: 7.45479

Response type: Internal Std (Ref 60), Area * (IS Conc. / IS Area)

Curve type: RF

#	Name	Type	Std. Conc	RT	Area	IS Area	Response	Conc.	%Dev	Conc. Flag	CoD	CoD Flag	x=excluded
1	1 180301M1_2	Standard	12.500	4.86	3696.443	3272.799	14.118	13.4	7.3	NO		NO	bb
2	2 180301M1_3	Standard	12.500	4.85	3351.062	3570.073	11.733	11.1	-10.9	NO		NO	MM
3	3 180301M1_4	Standard	12.500	4.84	3584.908	3152.786	14.213	13.5	8.0	NO		NO	MM
4	4 180301M1_5	Standard	12.500	4.85	3753.576	3423.723	13.704	13.0	4.1	NO		NO	bb
5	5 180301M1_6	Standard	12.500	4.86	3361.240	3385.483	12.410	11.8	-5.7	NO		NO	MM
6	6 180301M1_7	Standard	12.500	4.84	3438.096	3068.465	14.006	13.3	6.4	NO		NO	MM
7	7 180301M1_8	Standard	12.500	4.84	3502.931	3433.175	12.754	12.1	-3.1	NO		NO	bb
8	8 180301M1_9	Standard	12.500	4.85	2755.735	2974.182	11.582	11.0	-12.0	NO		NO	MM
9	9 180301M1_10	Standard	12.500	4.86	3129.026	2924.657	13.373	12.7	1.6	NO		NO	MM
10	10 180301M1_11	Standard	12.500	4.84	2683.294	2442.329	13.733	13.0	4.3	NO		NO	bb

Compound name: 13C2-PFDA

Response Factor: 0.977016

RRF SD: 0.129323, Relative SD: 13.2365

Response type: Internal Std (Ref 61), Area * (IS Conc. / IS Area)

Curve type: RF

#	Name	Type	Std. Conc	RT	Area	IS Area	Response	Conc.	%Dev	Conc. Flag	CoD	CoD Flag	x=excluded
1	1 180301M1_2	Standard	12.500	5.15	12822.903	12905.657	12.420	12.7	1.7	NO		NO	MM
2	2 180301M1_3	Standard	12.500	5.14	12881.018	13366.000	12.046	12.3	-1.4	NO		NO	bb
3	3 180301M1_4	Standard	12.500	5.14	11452.913	13986.014	10.236	10.5	-16.2	NO		NO	MM
4	4 180301M1_5	Standard	12.500	5.15	13884.592	13896.420	12.489	12.8	2.3	NO		NO	bb
5	5 180301M1_6	Standard	12.500	5.15	12813.107	13302.936	12.040	12.3	-1.4	NO		NO	bb
6	6 180301M1_7	Standard	12.500	5.14	11921.728	13109.354	11.368	11.6	-6.9	NO		NO	MM
7	7 180301M1_8	Standard	12.500	5.14	10989.300	10569.340	12.997	13.3	6.4	NO		NO	MM
8	8 180301M1_9	Standard	12.500	5.15	12425.440	12520.412	12.405	12.7	1.6	NO		NO	MM
9	9 180301M1_10	Standard	12.500	5.15	10085.922	12384.302	10.180	10.4	-16.6	NO		NO	bb
10	10 180301M1_11	Standard	12.500	5.14	10934.418	8571.460	15.946	16.3	30.6	NO		NO	MM

Dataset: F:\Projects\PFAS.PRO\Results\180301M1\180301M1-CRV.qld

Last Altered: Saturday, March 03, 2018 05:10:16 Pacific Standard Time
 Printed: Saturday, March 03, 2018 05:11:05 Pacific Standard Time

Compound name: d3-N-MeFOSAA

Response Factor: 0.38442

RRF SD: 0.0381611, Relative SD: 9.92691

Response type: Internal Std (Ref 62), Area * (IS Conc. / IS Area)

Curve type: RF

	# Name	Type	Std. Conc	RT	Area	IS Area	Response	Conc.	%Dev	Conc. Flag	CoD	CoD Flag	x=excluded
1	1 180301M1_2	Standard	12.500	5.30	5325.746	15336.645	4.341	11.3	-9.7	NO		NO	MM
2	2 180301M1_3	Standard	12.500	5.29	5552.029	12869.193	5.393	14.0	12.2	NO		NO	MM
3	3 180301M1_4	Standard	12.500	5.29	6131.177	14299.881	5.359	13.9	11.5	NO		NO	bb
4	4 180301M1_5	Standard	12.500	5.30	6101.043	14741.061	5.174	13.5	7.7	NO		NO	MM
5	5 180301M1_6	Standard	12.500	5.30	5737.662	15203.104	4.718	12.3	-1.8	NO		NO	bb
6	6 180301M1_7	Standard	12.500	5.29	5563.671	13054.862	5.327	13.9	10.9	NO		NO	bb
7	7 180301M1_8	Standard	12.500	5.29	5190.762	13441.544	4.827	12.6	0.5	NO		NO	MM
8	8 180301M1_9	Standard	12.500	5.30	4812.808	13691.178	4.394	11.4	-8.6	NO		NO	MM
9	9 180301M1_10	Standard	12.500	5.30	4584.626	13470.846	4.254	11.1	-11.5	NO		NO	bb
10	10 180301M1_11	Standard	12.500	5.29	4246.339	12442.481	4.266	11.1	-11.2	NO		NO	MM

Compound name: d5-N-EtFOSAA

Response Factor: 0.402596

RRF SD: 0.0375098, Relative SD: 9.31696

Response type: Internal Std (Ref 62), Area * (IS Conc. / IS Area)

Curve type: RF

	# Name	Type	Std. Conc	RT	Area	IS Area	Response	Conc.	%Dev	Conc. Flag	CoD	CoD Flag	x=excluded
1	1 180301M1_2	Standard	12.500	5.46	6104.505	15336.645	4.975	12.4	-1.1	NO		NO	bb
2	2 180301M1_3	Standard	12.500	5.45	5753.462	12869.193	5.588	13.9	11.0	NO		NO	bb
3	3 180301M1_4	Standard	12.500	5.45	6360.894	14299.881	5.560	13.8	10.5	NO		NO	MM
4	4 180301M1_5	Standard	12.500	5.46	5862.503	14741.061	4.971	12.3	-1.2	NO		NO	MM
5	5 180301M1_6	Standard	12.500	5.46	6225.583	15203.104	5.119	12.7	1.7	NO		NO	MM
6	6 180301M1_7	Standard	12.500	5.45	5873.237	13054.862	5.624	14.0	11.7	NO		NO	MM
7	7 180301M1_8	Standard	12.500	5.45	5463.563	13441.544	5.081	12.6	1.0	NO		NO	bb
8	8 180301M1_9	Standard	12.500	5.46	5000.331	13691.178	4.565	11.3	-9.3	NO		NO	MM
9	9 180301M1_10	Standard	12.500	5.46	4945.935	13470.846	4.589	11.4	-8.8	NO		NO	MM
10	10 180301M1_11	Standard	12.500	5.45	4231.750	12442.481	4.251	10.6	-15.5	NO		NO	MM

Dataset: F:\Projects\PFAS.PRO\Results\180301M1\180301M1-CRV.qld

Last Altered: Saturday, March 03, 2018 05:10:16 Pacific Standard Time

Printed: Saturday, March 03, 2018 05:11:05 Pacific Standard Time

Compound name: 13C2-PFUdA

Response Factor: 1.01942

RRF SD: 0.0905302, Relative SD: 8.88055

Response type: Internal Std (Ref 62), Area * (IS Conc. / IS Area)

Curve type: RF

	# Name	Type	Std. Conc	RT	Area	IS Area	Response	Conc.	%Dev	Conc. Flag	CoD	CoD Flag	x=excluded
1	1 180301M1_2	Standard	12.500	5.48	16576.887	15336.645	13.511	13.3	6.0	NO		NO	MM
2	2 180301M1_3	Standard	12.500	5.47	15377.665	12869.193	14.937	14.7	17.2	NO		NO	MM
3	3 180301M1_4	Standard	12.500	5.47	13273.690	14299.881	11.603	11.4	-8.9	NO		NO	MM
4	4 180301M1_5	Standard	12.500	5.47	16384.205	14741.061	13.893	13.6	9.0	NO		NO	MM
5	5 180301M1_6	Standard	12.500	5.48	15134.521	15203.104	12.444	12.2	-2.3	NO		NO	MM
6	6 180301M1_7	Standard	12.500	5.47	13745.954	13054.862	13.162	12.9	3.3	NO		NO	MM
7	7 180301M1_8	Standard	12.500	5.47	12956.695	13441.544	12.049	11.8	-5.4	NO		NO	bb
8	8 180301M1_9	Standard	12.500	5.47	12777.180	13691.178	11.666	11.4	-8.5	NO		NO	MM
9	9 180301M1_10	Standard	12.500	5.48	12373.797	13470.846	11.482	11.3	-9.9	NO		NO	MM
10	10 180301M1_11	Standard	12.500	5.47	12623.556	12442.481	12.682	12.4	-0.5	NO		NO	MM

Compound name: 13C2-PFDoA

Response Factor: 0.907676

RRF SD: 0.0794454, Relative SD: 8.75262

Response type: Internal Std (Ref 62), Area * (IS Conc. / IS Area)

Curve type: RF

	# Name	Type	Std. Conc	RT	Area	IS Area	Response	Conc.	%Dev	Conc. Flag	CoD	CoD Flag	x=excluded
1	1 180301M1_2	Standard	12.500	5.77	15442.216	15336.645	12.586	13.9	10.9	NO		NO	MM
2	2 180301M1_3	Standard	12.500	5.76	11919.504	12869.193	11.578	12.8	2.0	NO		NO	bb
3	3 180301M1_4	Standard	12.500	5.75	12353.530	14299.881	10.799	11.9	-4.8	NO		NO	MM
4	4 180301M1_5	Standard	12.500	5.76	12168.458	14741.061	10.319	11.4	-9.1	NO		NO	MM
5	5 180301M1_6	Standard	12.500	5.76	15522.450	15203.104	12.763	14.1	12.5	NO		NO	bb
6	6 180301M1_7	Standard	12.500	5.75	11707.082	13054.862	11.210	12.3	-1.2	NO		NO	MM
7	7 180301M1_8	Standard	12.500	5.75	10268.462	13441.544	9.549	10.5	-15.8	NO		NO	MM
8	8 180301M1_9	Standard	12.500	5.76	13304.902	13691.178	12.147	13.4	7.1	NO		NO	MM
9	9 180301M1_10	Standard	12.500	5.76	12227.076	13470.846	11.346	12.5	-0.0	NO		NO	MM
10	10 180301M1_11	Standard	12.500	5.76	11112.972	12442.481	11.164	12.3	-1.6	NO		NO	MM

Dataset: F:\Projects\PFAS.PRO\Results\180301M1\180301M1-CRV.qld

Last Altered: Saturday, March 03, 2018 05:10:16 Pacific Standard Time

Printed: Saturday, March 03, 2018 05:11:05 Pacific Standard Time

Compound name: d3-N-MeFOSA

Response Factor: 0.117462

RRF SD: 0.00795202, Relative SD: 6.76989

Response type: Internal Std (Ref 62), Area * (IS Conc. / IS Area)

Curve type: RF

#	Name	Type	Std. Conc	RT	Area	IS Area	Response	Conc.	%Dev	Conc. Flag	CoD	CoD Flag	x=excluded
1	1 180301M1_2	Standard	150.000	6.01	19430.975	15336.645	15.837	134.8	-10.1	NO		NO	MM
2	2 180301M1_3	Standard	150.000	5.99	19963.918	12869.193	19.391	165.1	10.1	NO		NO	MM
3	3 180301M1_4	Standard	150.000	5.99	20908.160	14299.881	18.277	155.6	3.7	NO		NO	MM
4	4 180301M1_5	Standard	150.000	6.00	19626.619	14741.061	16.643	141.7	-5.5	NO		NO	MM
5	5 180301M1_6	Standard	150.000	6.01	19976.902	15203.104	16.425	139.8	-6.8	NO		NO	MM
6	6 180301M1_7	Standard	150.000	5.99	19503.240	13054.862	18.674	159.0	6.0	NO		NO	MM
7	7 180301M1_8	Standard	150.000	5.99	20458.707	13441.544	19.026	162.0	8.0	NO		NO	MM
8	8 180301M1_9	Standard	150.000	6.01	19000.861	13691.178	17.348	147.7	-1.5	NO		NO	MM
9	9 180301M1_10	Standard	150.000	6.01	19039.311	13470.846	17.667	150.4	0.3	NO		NO	MM
10	10 180301M1_11	Standard	150.000	5.99	16827.104	12442.481	16.905	143.9	-4.1	NO		NO	MM

Compound name: 13C2-PFTeDA

Response Factor: 0.413883

RRF SD: 0.0661742, Relative SD: 15.9886

Response type: Internal Std (Ref 62), Area * (IS Conc. / IS Area)

Curve type: RF

#	Name	Type	Std. Conc	RT	Area	IS Area	Response	Conc.	%Dev	Conc. Flag	CoD	CoD Flag	x=excluded
1	1 180301M1_2	Standard	12.500	6.24	5865.007	15336.645	4.780	11.5	-7.6	NO		NO	MM
2	2 180301M1_3	Standard	12.500	6.23	5712.738	12869.193	5.549	13.4	7.3	NO		NO	MM
3	3 180301M1_4	Standard	12.500	6.23	4378.253	14299.881	3.827	9.2	-26.0	NO		NO	MM
4	4 180301M1_5	Standard	12.500	6.23	6134.594	14741.061	5.202	12.6	0.5	NO		NO	MM
5	5 180301M1_6	Standard	12.500	6.24	5885.092	15203.104	4.839	11.7	-6.5	NO		NO	MM
6	6 180301M1_7	Standard	12.500	6.23	5778.615	13054.862	5.533	13.4	6.9	NO		NO	MM
7	7 180301M1_8	Standard	12.500	6.23	5470.535	13441.544	5.087	12.3	-1.7	NO		NO	MM
8	8 180301M1_9	Standard	12.500	6.23	4639.086	13691.178	4.235	10.2	-18.1	NO		NO	MM
9	9 180301M1_10	Standard	12.500	6.23	7168.373	13470.846	6.652	16.1	28.6	NO		NO	MM
10	10 180301M1_11	Standard	12.500	6.23	6003.183	12442.481	6.031	14.6	16.6	NO		NO	MM

Dataset: F:\Projects\PFAS.PRO\Results\180301M1\180301M1-CRV.qld

Last Altered: Saturday, March 03, 2018 05:10:16 Pacific Standard Time

Printed: Saturday, March 03, 2018 05:11:05 Pacific Standard Time

Compound name: d5-N-ETFOSA

Response Factor: 0.180903

RRF SD: 0.0133415, Relative SD: 7.37496

Response type: Internal Std (Ref 62), Area * (IS Conc. / IS Area)

Curve type: RF

	# Name	Type	Std. Conc	RT	Area	IS Area	Response	Conc.	%Dev	Conc. Flag	CoD	CoD Flag	x=excluded
1	1 180301M1_2	Standard	150.000	6.41	31435.953	15336.645	25.622	141.6	-5.6	NO		NO	MM
2	2 180301M1_3	Standard	150.000	6.39	31336.100	12869.193	30.437	168.3	12.2	NO		NO	MM
3	3 180301M1_4	Standard	150.000	6.39	31941.109	14299.881	27.921	154.3	2.9	NO		NO	MM
4	4 180301M1_5	Standard	150.000	6.40	32079.422	14741.061	27.202	150.4	0.2	NO		NO	MM
5	5 180301M1_6	Standard	150.000	6.40	32482.930	15203.104	26.707	147.6	-1.6	NO		NO	MM
6	6 180301M1_7	Standard	150.000	6.39	30051.453	13054.862	28.774	159.1	6.0	NO		NO	MM
7	7 180301M1_8	Standard	150.000	6.39	30597.180	13441.544	28.454	157.3	4.9	NO		NO	MM
8	8 180301M1_9	Standard	150.000	6.40	29718.752	13691.178	27.133	150.0	-0.0	NO		NO	MM
9	9 180301M1_10	Standard	150.000	6.40	28033.447	13470.846	26.013	143.8	-4.1	NO		NO	MM
10	10 180301M1_11	Standard	150.000	6.39	22984.035	12442.481	23.090	127.6	-14.9	NO		NO	MM

Compound name: 13C2-PFHxDA

Response Factor: 0.782316

RRF SD: 0.0552679, Relative SD: 7.06465

Response type: Internal Std (Ref 62), Area * (IS Conc. / IS Area)

Curve type: RF

	# Name	Type	Std. Conc	RT	Area	IS Area	Response	Conc.	%Dev	Conc. Flag	CoD	CoD Flag	x=excluded
1	1 180301M1_2	Standard	5.000	6.57	4743.615	15336.645	3.866	4.9	-1.2	NO		NO	bb
2	2 180301M1_3	Standard	5.000	6.56	4135.667	12869.193	4.017	5.1	2.7	NO		NO	MM
3	3 180301M1_4	Standard	5.000	6.56	4143.816	14299.881	3.622	4.6	-7.4	NO		NO	bb
4	4 180301M1_5	Standard	5.000	6.57	4520.493	14741.061	3.833	4.9	-2.0	NO		NO	MM
5	5 180301M1_6	Standard	5.000	6.57	4638.950	15203.104	3.814	4.9	-2.5	NO		NO	MM
6	6 180301M1_7	Standard	5.000	6.56	4118.911	13054.862	3.944	5.0	0.8	NO		NO	MM
7	7 180301M1_8	Standard	5.000	6.56	4191.027	13441.544	3.897	5.0	-0.4	NO		NO	MM
8	8 180301M1_9	Standard	5.000	6.57	3815.245	13691.178	3.483	4.5	-10.9	NO		NO	bb
9	9 180301M1_10	Standard	5.000	6.56	4471.259	13470.846	4.149	5.3	6.1	NO		NO	MM
10	10 180301M1_11	Standard	5.000	6.56	4468.608	12442.481	4.489	5.7	14.8	NO		NO	MM

Dataset: F:\Projects\PFAS.PRO\Results\180301M1\180301M1-CRV.qld

Last Altered: Saturday, March 03, 2018 05:10:16 Pacific Standard Time
 Printed: Saturday, March 03, 2018 05:11:05 Pacific Standard Time

Compound name: d7-N-MeFOSE

Response Factor: 0.171895

RRF SD: 0.0182886, Relative SD: 10.6394

Response type: Internal Std (Ref 62), Area * (IS Conc. / IS Area)

Curve type: RF

	# Name	Type	Std. Conc	RT	Area	IS Area	Response	Conc.	%Dev	Conc. Flag	CoD	CoD Flag	x=excluded
1	1 180301M1_2	Standard	150.000	6.51	25171.217	15336.645	20.516	119.3	-20.4	NO		NO	MM
2	2 180301M1_3	Standard	150.000	6.51	24186.930	12869.193	23.493	136.7	-8.9	NO		NO	MM
3	3 180301M1_4	Standard	150.000	6.51	32816.160	14299.881	28.686	166.9	11.3	NO		NO	MM
4	4 180301M1_5	Standard	150.000	6.51	27135.879	14741.061	23.010	133.9	-10.8	NO		NO	MM
5	5 180301M1_6	Standard	150.000	6.51	31261.170	15203.104	25.703	149.5	-0.3	NO		NO	MM
6	6 180301M1_7	Standard	150.000	6.51	28120.146	13054.862	26.925	156.6	4.4	NO		NO	MM
7	7 180301M1_8	Standard	150.000	6.51	30349.900	13441.544	28.224	164.2	9.5	NO		NO	MM
8	8 180301M1_9	Standard	150.000	6.51	31855.229	13691.178	29.084	169.2	12.8	NO		NO	MM
9	9 180301M1_10	Standard	150.000	6.51	27737.973	13470.846	25.739	149.7	-0.2	NO		NO	MM
10	10 180301M1_11	Standard	150.000	6.51	26341.955	12442.481	26.464	154.0	2.6	NO		NO	MM

Compound name: d9-N-EtFOSE

Response Factor: 0.14646

RRF SD: 0.00970344, Relative SD: 6.62533

Response type: Internal Std (Ref 62), Area * (IS Conc. / IS Area)

Curve type: RF

	# Name	Type	Std. Conc	RT	Area	IS Area	Response	Conc.	%Dev	Conc. Flag	CoD	CoD Flag	x=excluded
1	1 180301M1_2	Standard	150.000	6.66	26117.539	15336.645	21.287	145.3	-3.1	NO		NO	MM
2	2 180301M1_3	Standard	150.000	6.65	23251.111	12869.193	22.584	154.2	2.8	NO		NO	MM
3	3 180301M1_4	Standard	150.000	6.65	26150.514	14299.881	22.859	156.1	4.1	NO		NO	MM
4	4 180301M1_5	Standard	150.000	6.66	24856.543	14741.061	21.078	143.9	-4.1	NO		NO	MM
5	5 180301M1_6	Standard	150.000	6.65	25267.814	15203.104	20.775	141.8	-5.4	NO		NO	MM
6	6 180301M1_7	Standard	150.000	6.65	22910.215	13054.862	21.936	149.8	-0.1	NO		NO	MM
7	7 180301M1_8	Standard	150.000	6.65	26975.457	13441.544	25.086	171.3	14.2	NO		NO	MM
8	8 180301M1_9	Standard	150.000	6.66	22020.955	13691.178	20.105	137.3	-8.5	NO		NO	MM
9	9 180301M1_10	Standard	150.000	6.65	24780.598	13470.846	22.995	157.0	4.7	NO		NO	MM
10	10 180301M1_11	Standard	150.000	6.65	20888.084	12442.481	20.985	143.3	-4.5	NO		NO	MM

Dataset: F:\Projects\PFAS.PRO\Results\180301M1\180301M1-CRV.qld

Last Altered: Saturday, March 03, 2018 05:10:16 Pacific Standard Time

Printed: Saturday, March 03, 2018 05:11:05 Pacific Standard Time

Compound name: 13C4-PFBA

Response Factor: 1

RRF SD: 1.2274e-016, Relative SD: 1.2274e-014

Response type: Internal Std (Ref 55), Area * (IS Conc. / IS Area)

Curve type: RF

#	Name	Type	Std. Conc	RT	Area	IS Area	Response	Conc.	%Dev	Conc. Flag	CoD	CoD Flag	x=excluded
1	1 180301M1_2	Standard	12.500	1.45	6898.718	6898.718	12.500	12.5	0.0	NO		NO	bb
2	2 180301M1_3	Standard	12.500	1.45	7463.416	7463.416	12.500	12.5	0.0	NO		NO	MM
3	3 180301M1_4	Standard	12.500	1.45	7584.892	7584.892	12.500	12.5	0.0	NO		NO	MM
4	4 180301M1_5	Standard	12.500	1.44	7839.470	7839.470	12.500	12.5	0.0	NO		NO	MM
5	5 180301M1_6	Standard	12.500	1.45	7334.360	7334.360	12.500	12.5	0.0	NO		NO	bb
6	6 180301M1_7	Standard	12.500	1.44	6935.251	6935.251	12.500	12.5	0.0	NO		NO	bb
7	7 180301M1_8	Standard	12.500	1.44	7399.419	7399.419	12.500	12.5	0.0	NO		NO	MM
8	8 180301M1_9	Standard	12.500	1.45	7165.229	7165.229	12.500	12.5	0.0	NO		NO	MM
9	9 180301M1_10	Standard	12.500	1.45	7579.697	7579.697	12.500	12.5	0.0	NO		NO	MM
10	10 180301M1_11	Standard	12.500	1.45	7297.714	7297.714	12.500	12.5	0.0	NO		NO	MM

Compound name: 13C5-PFHxA

Response Factor: 1

RRF SD: 0, Relative SD: 0

Response type: Internal Std (Ref 56), Area * (IS Conc. / IS Area)

Curve type: RF

#	Name	Type	Std. Conc	RT	Area	IS Area	Response	Conc.	%Dev	Conc. Flag	CoD	CoD Flag	x=excluded
1	1 180301M1_2	Standard	12.500	3.19	12637.336	12637.336	12.500	12.5	0.0	NO		NO	MM
2	2 180301M1_3	Standard	12.500	3.18	13338.066	13338.066	12.500	12.5	0.0	NO		NO	MM
3	3 180301M1_4	Standard	12.500	3.18	13082.495	13082.495	12.500	12.5	0.0	NO		NO	MM
4	4 180301M1_5	Standard	12.500	3.18	12947.299	12947.299	12.500	12.5	0.0	NO		NO	MM
5	5 180301M1_6	Standard	12.500	3.19	13690.900	13690.900	12.500	12.5	0.0	NO		NO	MM
6	6 180301M1_7	Standard	12.500	3.18	11574.014	11574.014	12.500	12.5	0.0	NO		NO	MM
7	7 180301M1_8	Standard	12.500	3.18	14232.165	14232.165	12.500	12.5	0.0	NO		NO	MM
8	8 180301M1_9	Standard	12.500	3.19	12182.840	12182.840	12.500	12.5	0.0	NO		NO	MM
9	9 180301M1_10	Standard	12.500	3.19	11950.871	11950.871	12.500	12.5	0.0	NO		NO	MM
10	10 180301M1_11	Standard	12.500	3.18	10469.692	10469.692	12.500	12.5	0.0	NO		NO	MM

Dataset: F:\Projects\PFAS.PRO\Results\180301M1\180301M1-CRV.qld

Last Altered: Saturday, March 03, 2018 05:10:16 Pacific Standard Time

Printed: Saturday, March 03, 2018 05:11:05 Pacific Standard Time

Compound name: 13C3-PFHxS

Response Factor: 1

RRF SD: 7.40149e-017, Relative SD: 7.40149e-015

Response type: Internal Std (Ref 57), Area * (IS Conc. / IS Area)

Curve type: RF

#	Name	Type	Std. Conc	RT	Area	IS Area	Response	Conc.	%Dev	Conc. Flag	CoD	CoD Flag	x=excluded
1	1 180301M1_2	Standard	12.500	3.96	3293.152	3293.152	12.500	12.5	0.0	NO		NO	bb
2	2 180301M1_3	Standard	12.500	3.95	3627.427	3627.427	12.500	12.5	0.0	NO		NO	bb
3	3 180301M1_4	Standard	12.500	3.95	3576.785	3576.785	12.500	12.5	0.0	NO		NO	bb
4	4 180301M1_5	Standard	12.500	3.95	2921.085	2921.085	12.500	12.5	0.0	NO		NO	bb
5	5 180301M1_6	Standard	12.500	3.96	2796.654	2796.654	12.500	12.5	0.0	NO		NO	bb
6	6 180301M1_7	Standard	12.500	3.95	3099.898	3099.898	12.500	12.5	0.0	NO		NO	bb
7	7 180301M1_8	Standard	12.500	3.95	3242.319	3242.319	12.500	12.5	0.0	NO		NO	bb
8	8 180301M1_9	Standard	12.500	3.95	2897.150	2897.150	12.500	12.5	0.0	NO		NO	MM
9	9 180301M1_10	Standard	12.500	3.96	2958.918	2958.918	12.500	12.5	0.0	NO		NO	MM
10	10 180301M1_11	Standard	12.500	3.95	2390.894	2390.894	12.500	12.5	0.0	NO		NO	bb

Compound name: 13C8-PFOA

Response Factor: 1

RRF SD: 0, Relative SD: 0

Response type: Internal Std (Ref 58), Area * (IS Conc. / IS Area)

Curve type: RF

#	Name	Type	Std. Conc	RT	Area	IS Area	Response	Conc.	%Dev	Conc. Flag	CoD	CoD Flag	x=excluded
1	1 180301M1_2	Standard	12.500	4.34	11175.605	11175.605	12.500	12.5	0.0	NO		NO	MM
2	2 180301M1_3	Standard	12.500	4.33	11106.500	11106.500	12.500	12.5	0.0	NO		NO	bb
3	3 180301M1_4	Standard	12.500	4.33	11332.271	11332.271	12.500	12.5	0.0	NO		NO	bb
4	4 180301M1_5	Standard	12.500	4.33	11590.600	11590.600	12.500	12.5	0.0	NO		NO	MM
5	5 180301M1_6	Standard	12.500	4.34	12038.324	12038.324	12.500	12.5	0.0	NO		NO	MM
6	6 180301M1_7	Standard	12.500	4.33	11378.594	11378.594	12.500	12.5	0.0	NO		NO	bb
7	7 180301M1_8	Standard	12.500	4.32	11411.040	11411.040	12.500	12.5	0.0	NO		NO	MM
8	8 180301M1_9	Standard	12.500	4.33	10123.110	10123.110	12.500	12.5	0.0	NO		NO	MM
9	9 180301M1_10	Standard	12.500	4.33	11434.049	11434.049	12.500	12.5	0.0	NO		NO	bb
10	10 180301M1_11	Standard	12.500	4.33	9225.055	9225.055	12.500	12.5	0.0	NO		NO	MM

Dataset: F:\Projects\PFAS.PRO\Results\180301M1\180301M1-CRV.qld

Last Altered: Saturday, March 03, 2018 05:10:16 Pacific Standard Time

Printed: Saturday, March 03, 2018 05:11:05 Pacific Standard Time

Compound name: 13C9-PFNA

Response Factor: 1

RRF SD: 3.70074e-017, Relative SD: 3.70074e-015

Response type: Internal Std (Ref 59), Area * (IS Conc. / IS Area)

Curve type: RF

	# Name	Type	Std. Conc	RT	Area	IS Area	Response	Conc.	%Dev	Conc. Flag	CoD	CoD Flag	x=excluded
1	1 180301M1_2	Standard	12.500	4.78	11713.663	11713.663	12.500	12.5	0.0	NO		NO	MM
2	2 180301M1_3	Standard	12.500	4.77	11570.663	11570.663	12.500	12.5	0.0	NO		NO	MM
3	3 180301M1_4	Standard	12.500	4.76	11157.871	11157.871	12.500	12.5	0.0	NO		NO	MM
4	4 180301M1_5	Standard	12.500	4.77	12864.314	12864.314	12.500	12.5	0.0	NO		NO	bb
5	5 180301M1_6	Standard	12.500	4.78	11918.772	11918.772	12.500	12.5	0.0	NO		NO	MM
6	6 180301M1_7	Standard	12.500	4.76	10315.065	10315.065	12.500	12.5	0.0	NO		NO	MM
7	7 180301M1_8	Standard	12.500	4.76	11629.393	11629.393	12.500	12.5	0.0	NO		NO	MM
8	8 180301M1_9	Standard	12.500	4.77	11271.441	11271.441	12.500	12.5	0.0	NO		NO	bb
9	9 180301M1_10	Standard	12.500	4.77	11197.493	11197.493	12.500	12.5	0.0	NO		NO	bb
10	10 180301M1_11	Standard	12.500	4.76	10431.502	10431.502	12.500	12.5	0.0	NO		NO	bb

Compound name: 13C4-PFOS

Response Factor: 1

RRF SD: 7.40149e-017, Relative SD: 7.40149e-015

Response type: Internal Std (Ref 60), Area * (IS Conc. / IS Area)

Curve type: RF

	# Name	Type	Std. Conc	RT	Area	IS Area	Response	Conc.	%Dev	Conc. Flag	CoD	CoD Flag	x=excluded
1	1 180301M1_2	Standard	12.500	4.86	3272.799	3272.799	12.500	12.5	0.0	NO		NO	bb
2	2 180301M1_3	Standard	12.500	4.85	3570.073	3570.073	12.500	12.5	0.0	NO		NO	bb
3	3 180301M1_4	Standard	12.500	4.84	3152.786	3152.786	12.500	12.5	0.0	NO		NO	bb
4	4 180301M1_5	Standard	12.500	4.85	3423.723	3423.723	12.500	12.5	0.0	NO		NO	MM
5	5 180301M1_6	Standard	12.500	4.86	3385.483	3385.483	12.500	12.5	0.0	NO		NO	MM
6	6 180301M1_7	Standard	12.500	4.84	3068.465	3068.465	12.500	12.5	0.0	NO		NO	MM
7	7 180301M1_8	Standard	12.500	4.84	3433.175	3433.175	12.500	12.5	0.0	NO		NO	bb
8	8 180301M1_9	Standard	12.500	4.85	2974.182	2974.182	12.500	12.5	0.0	NO		NO	bb
9	9 180301M1_10	Standard	12.500	4.86	2924.657	2924.657	12.500	12.5	0.0	NO		NO	bb
10	10 180301M1_11	Standard	12.500	4.84	2442.329	2442.329	12.500	12.5	0.0	NO		NO	bb

Dataset: F:\Projects\PFAS.PRO\Results\180301M1\180301M1-CRV.qld

Last Altered: Saturday, March 03, 2018 05:10:16 Pacific Standard Time
 Printed: Saturday, March 03, 2018 05:11:05 Pacific Standard Time

Compound name: 13C6-PFDA

Response Factor: 1

RRF SD: 0, Relative SD: 0

Response type: Internal Std (Ref 61), Area * (IS Conc. / IS Area)

Curve type: RF

	# Name	Type	Std. Conc	RT	Area	IS Area	Response	Conc.	%Dev	Conc. Flag	CoD	CoD Flag	x=excluded
1	1 180301M1_2	Standard	12.500	5.15	12905.657	12905.657	12.500	12.5	0.0	NO		NO	MM
2	2 180301M1_3	Standard	12.500	5.14	13366.000	13366.000	12.500	12.5	0.0	NO		NO	MM
3	3 180301M1_4	Standard	12.500	5.14	13986.014	13986.014	12.500	12.5	0.0	NO		NO	MM
4	4 180301M1_5	Standard	12.500	5.15	13896.420	13896.420	12.500	12.5	0.0	NO		NO	MM
5	5 180301M1_6	Standard	12.500	5.15	13302.936	13302.936	12.500	12.5	0.0	NO		NO	MM
6	6 180301M1_7	Standard	12.500	5.14	13109.354	13109.354	12.500	12.5	0.0	NO		NO	MM
7	7 180301M1_8	Standard	12.500	5.14	10569.340	10569.340	12.500	12.5	0.0	NO		NO	MM
8	8 180301M1_9	Standard	12.500	5.15	12520.412	12520.412	12.500	12.5	0.0	NO		NO	MM
9	9 180301M1_10	Standard	12.500	5.15	12384.302	12384.302	12.500	12.5	0.0	NO		NO	MM
10	10 180301M1_11	Standard	12.500	5.14	8571.460	8571.460	12.500	12.5	0.0	NO		NO	MM

Compound name: 13C7-PFUdA

Response Factor: 1

RRF SD: 0, Relative SD: 0

Response type: Internal Std (Ref 62), Area * (IS Conc. / IS Area)

Curve type: RF

	# Name	Type	Std. Conc	RT	Area	IS Area	Response	Conc.	%Dev	Conc. Flag	CoD	CoD Flag	x=excluded
1	1 180301M1_2	Standard	12.500	5.48	15336.645	15336.645	12.500	12.5	0.0	NO		NO	MM
2	2 180301M1_3	Standard	12.500	5.47	12869.193	12869.193	12.500	12.5	0.0	NO		NO	MM
3	3 180301M1_4	Standard	12.500	5.46	14299.881	14299.881	12.500	12.5	0.0	NO		NO	bb
4	4 180301M1_5	Standard	12.500	5.47	14741.061	14741.061	12.500	12.5	0.0	NO		NO	MM
5	5 180301M1_6	Standard	12.500	5.48	15203.104	15203.104	12.500	12.5	0.0	NO		NO	MM
6	6 180301M1_7	Standard	12.500	5.47	13054.862	13054.862	12.500	12.5	0.0	NO		NO	MM
7	7 180301M1_8	Standard	12.500	5.47	13441.544	13441.544	12.500	12.5	0.0	NO		NO	bb
8	8 180301M1_9	Standard	12.500	5.47	13691.178	13691.178	12.500	12.5	0.0	NO		NO	MM
9	9 180301M1_10	Standard	12.500	5.48	13470.846	13470.846	12.500	12.5	0.0	NO		NO	bb
10	10 180301M1_11	Standard	12.500	5.47	12442.481	12442.481	12.500	12.5	0.0	NO		NO	MM

Dataset: F:\Projects\PFAS.PRO\Results\180301M1\180301M1-CRV.qld

Last Altered: Monday, March 05, 2018 08:17:35 Pacific Standard Time

Printed: Monday, March 05, 2018 08:20:27 Pacific Standard Time

Method: F:\Projects\PFAS.PRO\MethDB\PFAS_FULL_80C_022718.mdb 28 Feb 2018 13:19:45

Calibration: F:\Projects\PFAS.PRO\CurveDB\C18_VAL-PFAS_Q4_03-01-18-FULL.cdb 05 Mar 2018 08:17:35

Name: 180301M1_2, Date: 02-Mar-2018, Time: 00:51:52, ID: ST180301M1-1 PFC CS-2 18B2312, Description: PFC CS-2 18B2312

#	Name	IS#	CoD	CoD Flag	%RSD
1	1 PFBA	34	0.9999	NO	
2	2 PFPeA	35	0.9995	NO	
3	3 PFBS	36	0.9997	NO	
4	4 4:2 FTS	36	0.9996	NO	
5	5 PFHxA	37	0.9994	NO	
6	6 PFPeS	36	0.9990	NO	
7	7 PFHpA	38	0.9984	NO	
8	8 L-PFHxS	39	0.9992	NO	
9	10 6:2 FTS	40	0.9963	NO	
10	11 L-PFOA	40	0.9991	NO	
11	13 PFHpS	40	0.9989	NO	
12	14 PFNA	41	0.9997	NO	
13	15 PFOSA	42	0.9939	NO	
14	16 L-PFOS	43	0.9958	NO	
15	18 PFDA	44	0.9979	NO	
16	19 8:2 FTS	40	0.9990	NO	
17	20 PFNS	43	0.9966	NO	
18	21 N-MeFOSAA	45	0.9983	NO	
19	22 N-EtFOSAA	46	0.9995	NO	
20	23 PFUdA	47	0.9995	NO	
21	24 PFDS	47	0.9994	NO	
22	25 PFDoA	48	0.9934	NO	
23	26 N-MeFOSA	49	0.9978	NO	
24	27 PFTrDA	48	0.9970	NO	
25	28 PFTeDA	50	0.9933	NO	
26	29 N-EtFOSA	51	0.9996	NO	
27	30 PFHxDA	52	0.9986	NO	
28	31 PFODA	52	0.9989	NO	
29	32 N-MeFOSE	53	0.9990	NO	
30	33 N-EtFOSE	54	0.9930	NO	
31	34 13C3-PFBA	55		NO	3.591
32	35 13C3-PFPeA	56		NO	5.449

Dataset: F:\Projects\PFAS.PRO\Results\180301M1\180301M1-CRV.qld

Last Altered: Monday, March 05, 2018 08:17:35 Pacific Standard Time

Printed: Monday, March 05, 2018 08:20:27 Pacific Standard Time

Name: 180301M1_2, Date: 02-Mar-2018, Time: 00:51:52, ID: ST180301M1-1 PFC CS-2 18B2312, Description: PFC CS-2 18B2312

#	Name	IS#	CoD	CoD Flag	%RSD
33	36 13C3-PFBS	56		NO	6.616
34	37 13C2-PFHxA	56		NO	5.755
35	38 13C4-PFHpA	56		NO	7.332
36	39 18O2-PFHxS	57		NO	9.454
37	40 13C2-PFOA	58		NO	4.440
38	41 13C5-PFNA	59		NO	5.612
39	42 13C8-PFOA	62		NO	11.690
40	43 13C8-PFOS	60		NO	7.455
41	44 13C2-PFDA	61		NO	13.237
42	45 d3-N-MeFOSAA	62		NO	9.927
43	46 d5-N-EtFOSAA	62		NO	9.317
44	47 13C2-PFUdA	62		NO	8.881
45	48 13C2-PFDoA	62		NO	8.753
46	49 d3-N-MeFOSA	62		NO	6.770
47	50 13C2-PFTeDA	62		NO	15.989
48	51 d5-N-ETFOSA	62		NO	7.375
49	52 13C2-PFHxDA	62		NO	7.065
50	53 d7-N-MeFOSE	62		NO	10.639
51	54 d9-N-EtFOSE	62		NO	6.625
52	55 13C4-PFBA	55		NO	0.000
53	56 13C5-PFHxA	56		NO	0.000
54	57 13C3-PFHxS	57		NO	0.000
55	58 13C8-PFOA	58		NO	0.000
56	59 13C9-PFNA	59		NO	0.000
57	60 13C4-PFOS	60		NO	0.000
58	61 13C6-PFDA	61		NO	0.000
59	62 13C7-PFUdA	62		NO	0.000

Vista Analytical Laboratory

Dataset: Untitled

Last Altered: Saturday, March 03, 2018 05:31:32 Pacific Standard Time

Printed: Saturday, March 03, 2018 05:33:13 Pacific Standard Time

Method: F:\Projects\PFAS.PRO\MethDB\PFAS_FULL_80C_022718.mdb 28 Feb 2018 13:19:45

Calibration: F:\Projects\PFAS.PRO\CurveDB\C18_VAL-PFAS_Q4_03-01-18-FULL.cdb 03 Mar 2018 05:24:54

Compound name: PFBA

	Name	ID	Acq.Date	Acq.Time
1	180301M1_1	IPA	02-Mar-18	00:40:28
2	180301M1_2	ST180301M1-1 PFC CS-2 18B2312	02-Mar-18	00:51:52
3	180301M1_3	ST180301M1-2 PFC CS-1 18B2313	02-Mar-18	01:03:19
4	180301M1_4	ST180301M1-3 PFC CS0 18B2314	02-Mar-18	01:14:50
5	180301M1_5	ST180301M1-4 PFC CS1 18B2315	02-Mar-18	01:26:16
6	180301M1_6	ST180301M1-5 PFC CS2 18B2316	02-Mar-18	01:37:43
7	180301M1_7	ST180301M1-6 PFC CS3 18B2317	02-Mar-18	01:49:10
8	180301M1_8	ST180301M1-7 PFC CS4 18B2318	02-Mar-18	02:00:37
9	180301M1_9	ST180301M1-8 PFC CS5 18B2319	02-Mar-18	02:12:06
10	180301M1_10	ST180301M1-9 PFC CS6 18B2320	02-Mar-18	02:23:33
11	180301M1_11	ST180301M1-10 PFC CS7 18B2321	02-Mar-18	02:35:03
12	180301M1_12	IPA	02-Mar-18	02:46:32
13	180301M1_13	ICV180301M1-1 PFC ICV 18B2311	02-Mar-18	02:58:02
14	180301M1_14	IPA	02-Mar-18	03:09:32

Dataset: F:\Projects\PFAS.PRO\Results\180301M1\180301M1-CRV.qld

Last Altered: Saturday, March 03, 2018 05:10:16 Pacific Standard Time

Printed: Saturday, March 03, 2018 05:16:32 Pacific Standard Time

Method: F:\Projects\PFAS.PRO\MethDB\PFAS_FULL_80C_022718.mdb 28 Feb 2018 13:19:45

Calibration: F:\Projects\PFAS.PRO\CurveDB\C18_VAL-PFAS_Q4_03-01-18-FULL.cdb 03 Mar 2018 05:10:16

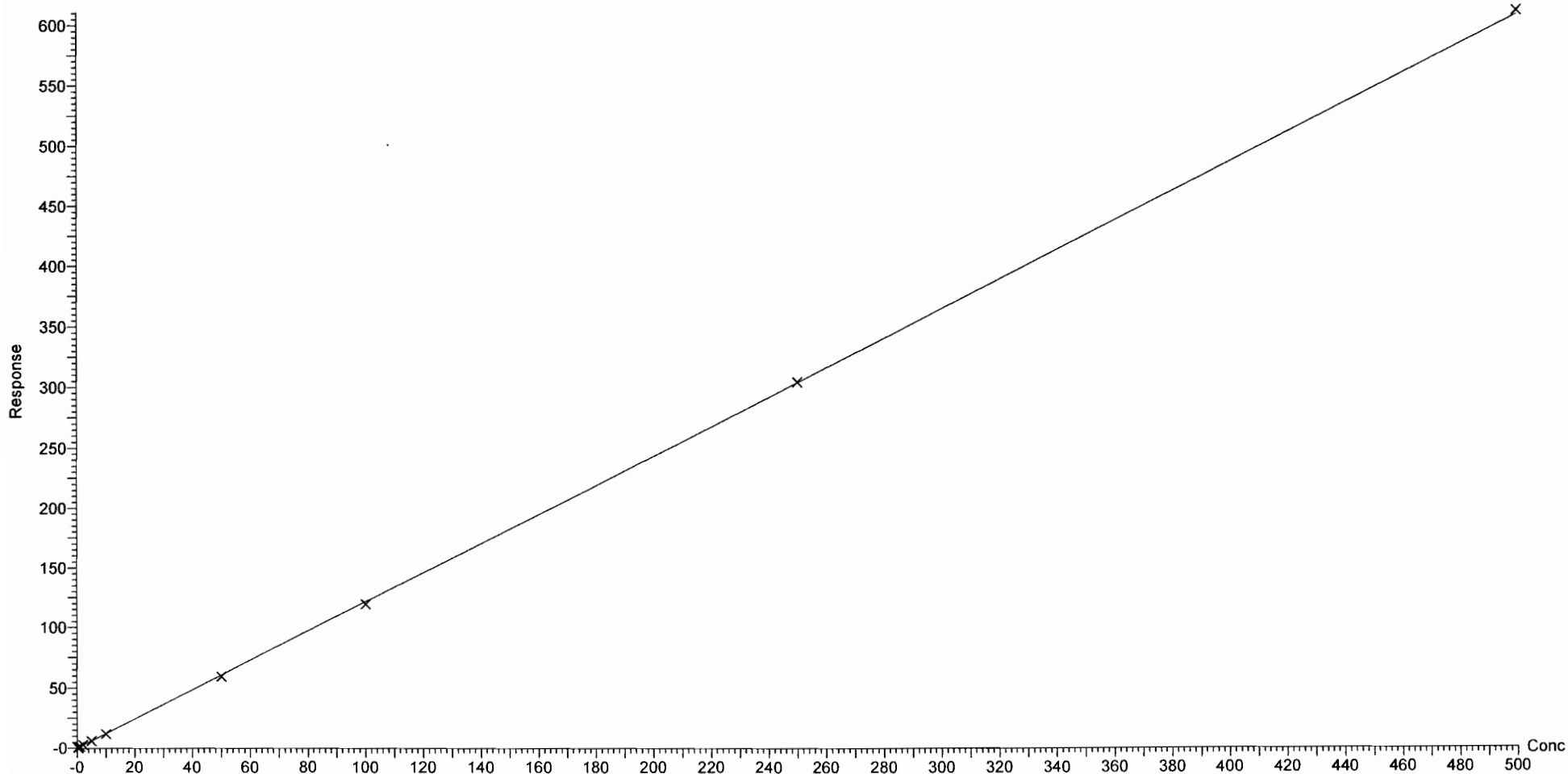
Compound name: PFBA

Correlation coefficient: $r = 0.999933$, $r^2 = 0.999866$

Calibration curve: $1.21518 * x + -0.0256219$

Response type: Internal Std (Ref 34), Area * (IS Conc. / IS Area)

Curve type: Linear, Origin: Include, Weighting: 1/x, Axis trans: None



Dataset: F:\Projects\PFAS.PRO\Results\180301M1\180301M1-CRV.qld

Last Altered: Saturday, March 03, 2018 05:10:16 Pacific Standard Time

Printed: Saturday, March 03, 2018 05:16:32 Pacific Standard Time

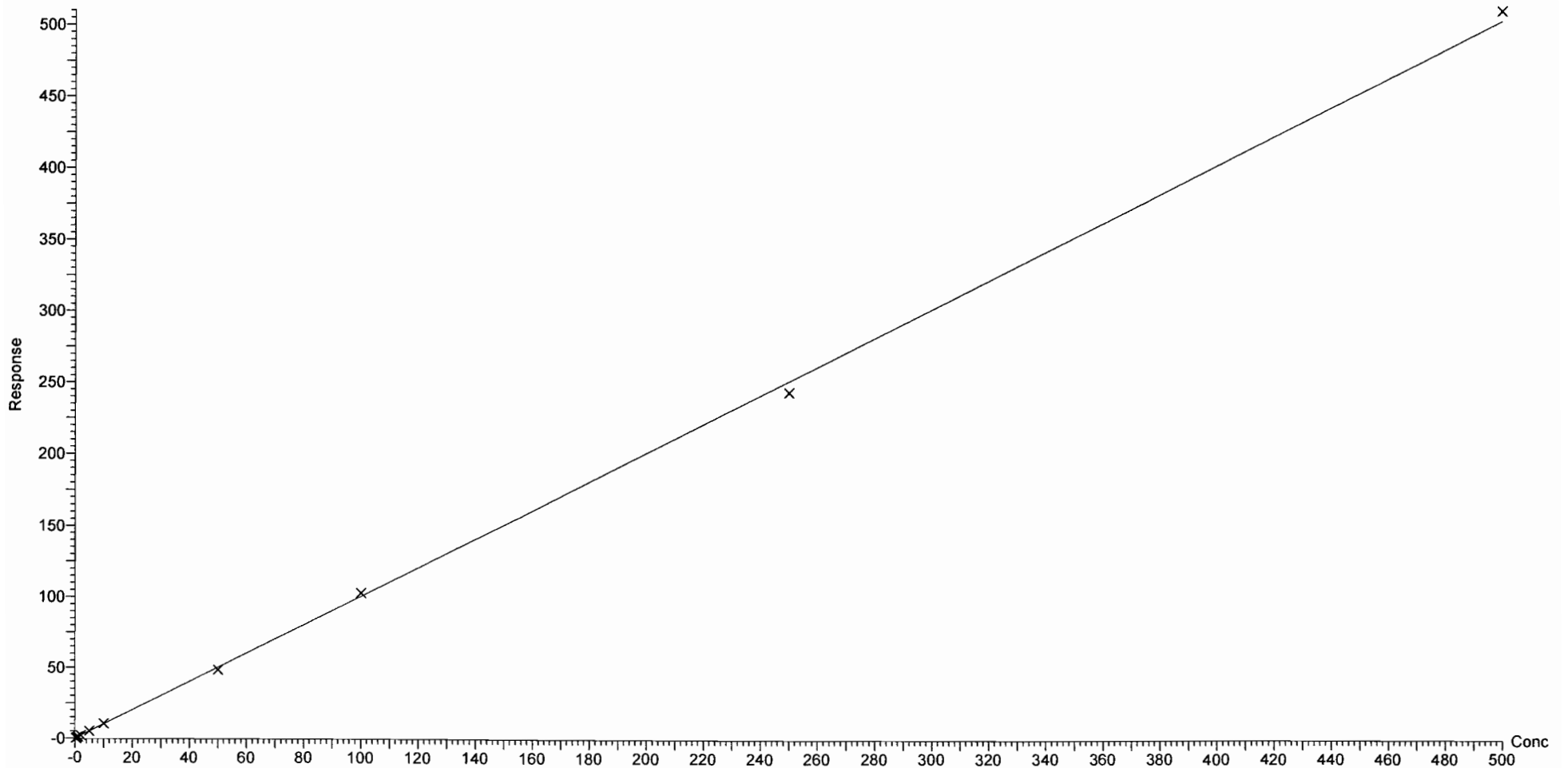
Compound name: PFPeA

Correlation coefficient: $r = 0.999732$, $r^2 = 0.999463$

Calibration curve: $1.00597 * x + 0.00234598$

Response type: Internal Std (Ref 35), Area * (IS Conc. / IS Area)

Curve type: Linear, Origin: Exclude, Weighting: 1/x, Axis trans: None



Dataset: F:\Projects\PFAS.PRO\Results\180301M1\180301M1-CRV.qld

Last Altered: Saturday, March 03, 2018 05:10:16 Pacific Standard Time

Printed: Saturday, March 03, 2018 05:16:32 Pacific Standard Time

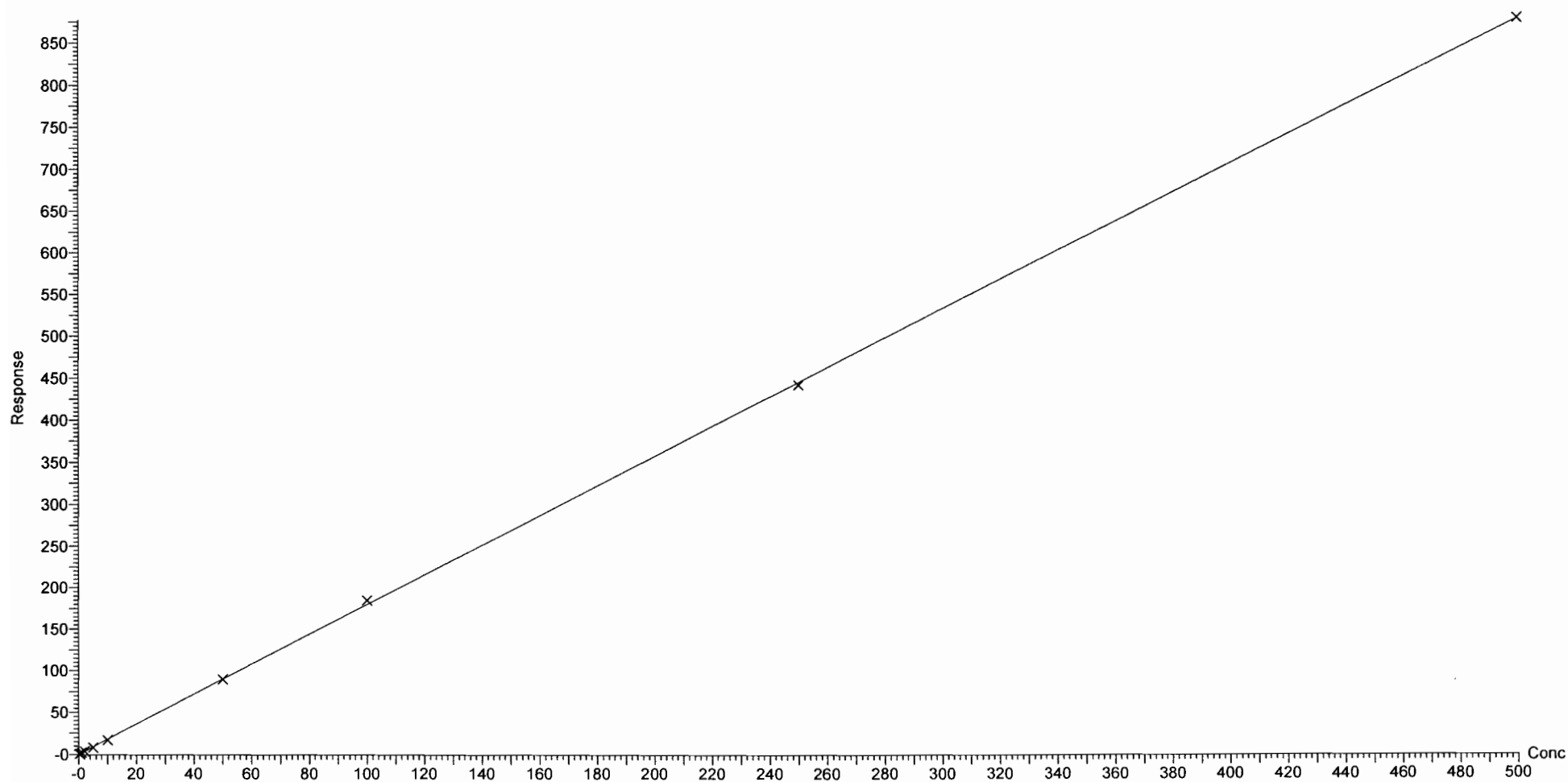
Compound name: PFBS

Coefficient of Determination: $R^2 = 0.999738$

Calibration curve: $-0.0001083 * x^2 + 1.80781 * x + -0.110765$

Response type: Internal Std (Ref 36), Area * (IS Conc. / IS Area)

Curve type: 2nd Order, Origin: Exclude, Weighting: 1/x, Axis trans: None



Dataset: F:\Projects\PFAS.PRO\Results\180301M1\180301M1-CRV.qld

Last Altered: Saturday, March 03, 2018 05:10:16 Pacific Standard Time

Printed: Saturday, March 03, 2018 05:16:32 Pacific Standard Time

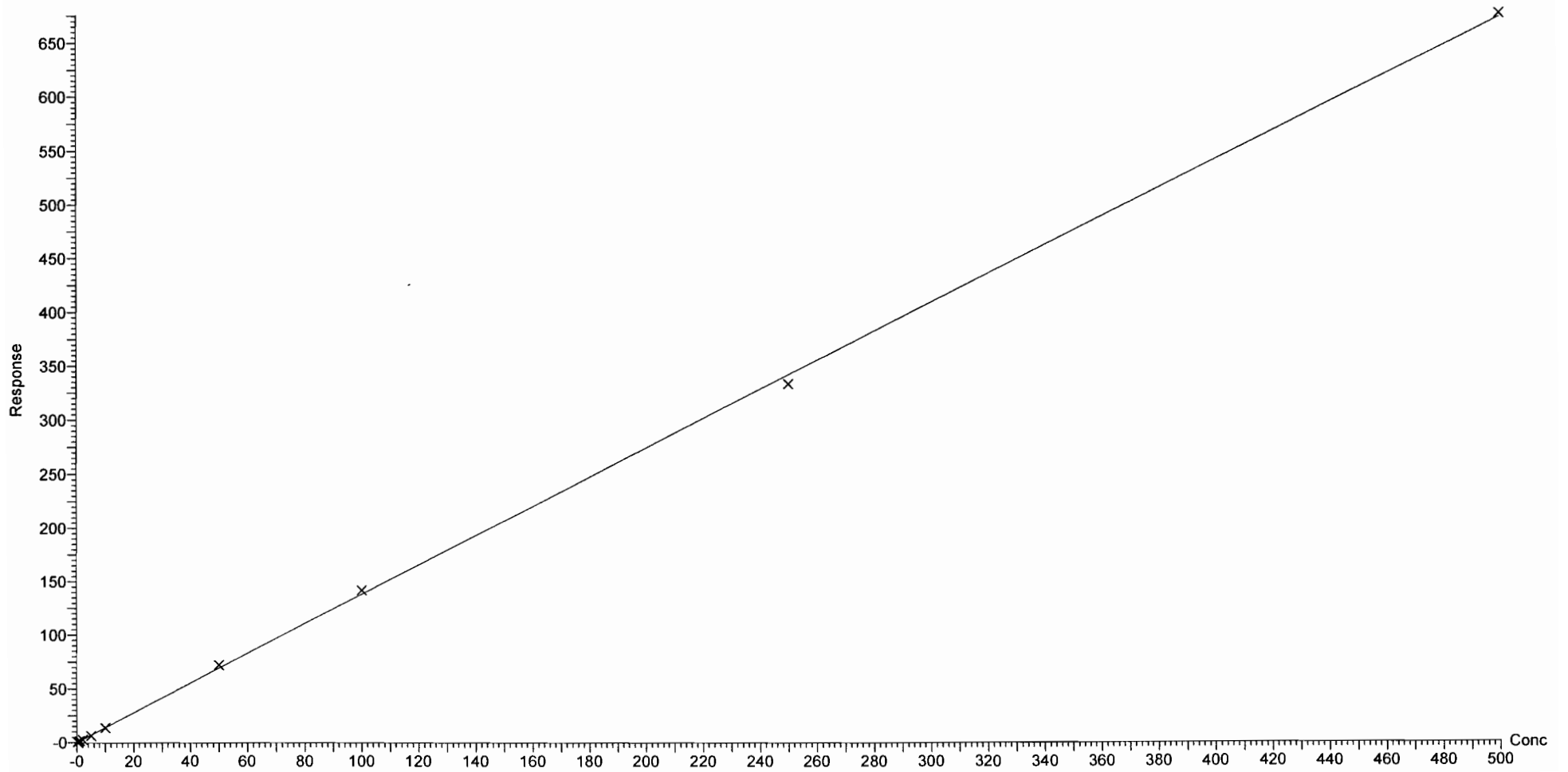
Compound name: 4:2 FTS

Coefficient of Determination: $R^2 = 0.999555$

Calibration curve: $-9.45792e-005 * x^2 + 1.39095 * x + 0.0149965$

Response type: Internal Std (Ref 36), Area * (IS Conc. / IS Area)

Curve type: 2nd Order, Origin: Exclude, Weighting: 1/x, Axis trans: None



Dataset: F:\Projects\PFAS.PRO\Results\180301M1\180301M1-CRV.qld

Last Altered: Saturday, March 03, 2018 05:10:16 Pacific Standard Time

Printed: Saturday, March 03, 2018 05:16:32 Pacific Standard Time

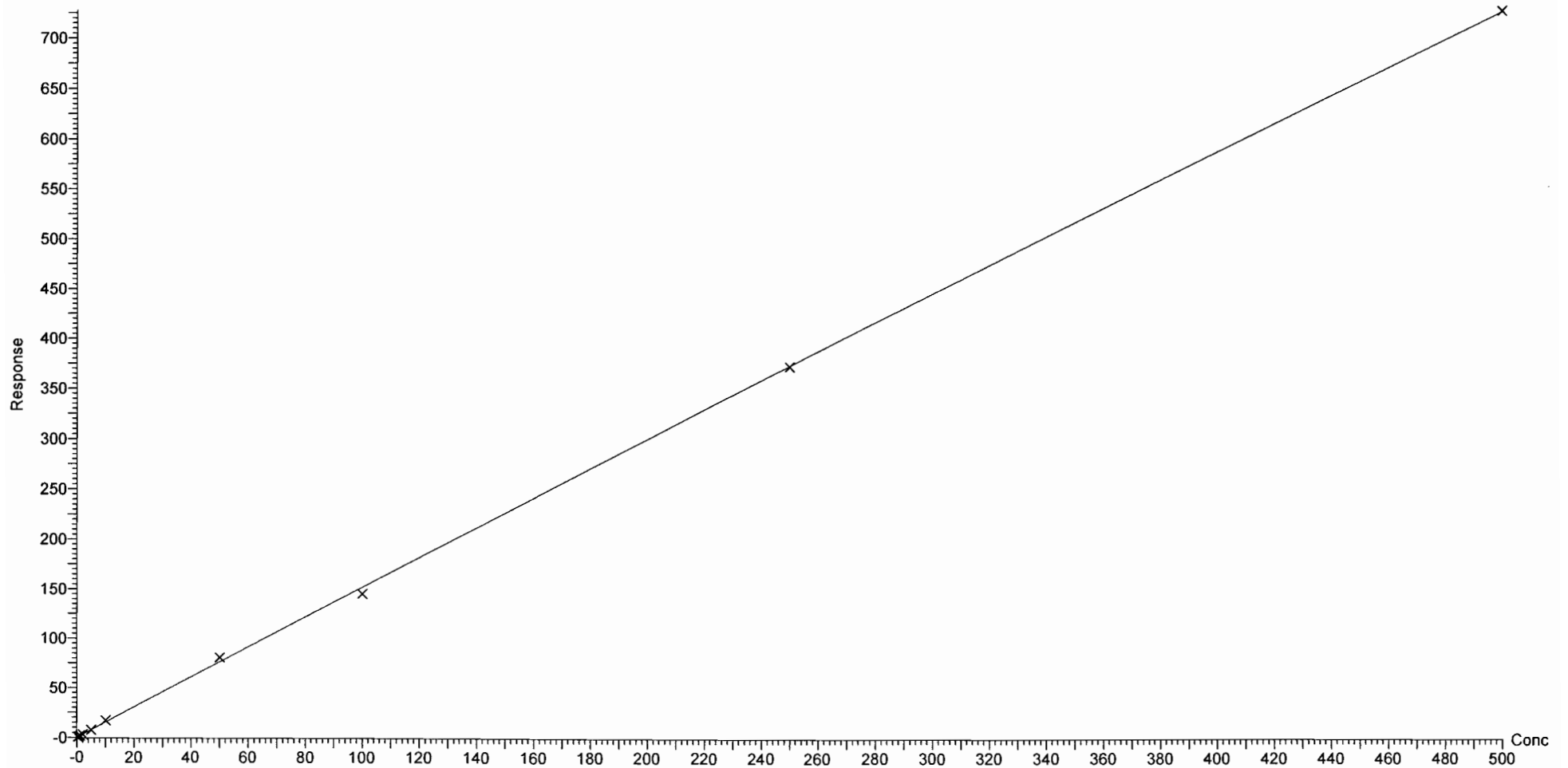
Compound name: PFHxA

Coefficient of Determination: $R^2 = 0.999401$

Calibration curve: $-0.000167228 * x^2 + 1.53598 * x + 0.061558$

Response type: Internal Std (Ref 37), Area * (IS Conc. / IS Area)

Curve type: 2nd Order, Origin: Include, Weighting: 1/x, Axis trans: None



Dataset: F:\Projects\PFAS.PRO\Results\180301M1\180301M1-CRV.qld

Last Altered: Saturday, March 03, 2018 05:10:16 Pacific Standard Time

Printed: Saturday, March 03, 2018 05:16:32 Pacific Standard Time

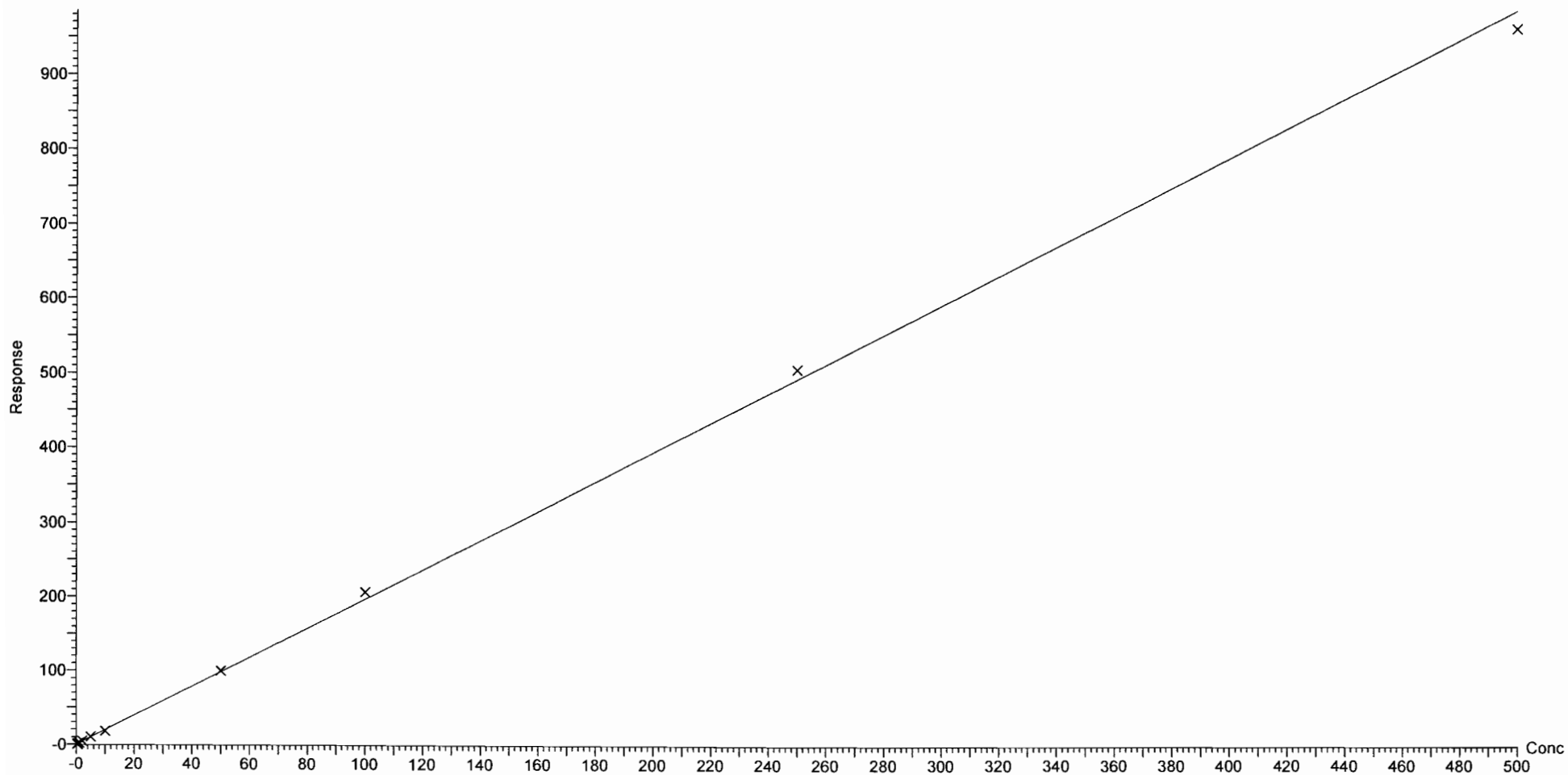
Compound name: PFPeS

Correlation coefficient: $r = 0.999511$, $r^2 = 0.999022$

Calibration curve: $1.97048 * x + -0.0874669$

Response type: Internal Std (Ref 36), Area * (IS Conc. / IS Area)

Curve type: Linear, Origin: Exclude, Weighting: 1/x, Axis trans: None



Dataset: F:\Projects\PFAS.PRO\Results\180301M1\180301M1-CRV.qld

Last Altered: Saturday, March 03, 2018 05:10:16 Pacific Standard Time

Printed: Saturday, March 03, 2018 05:16:32 Pacific Standard Time

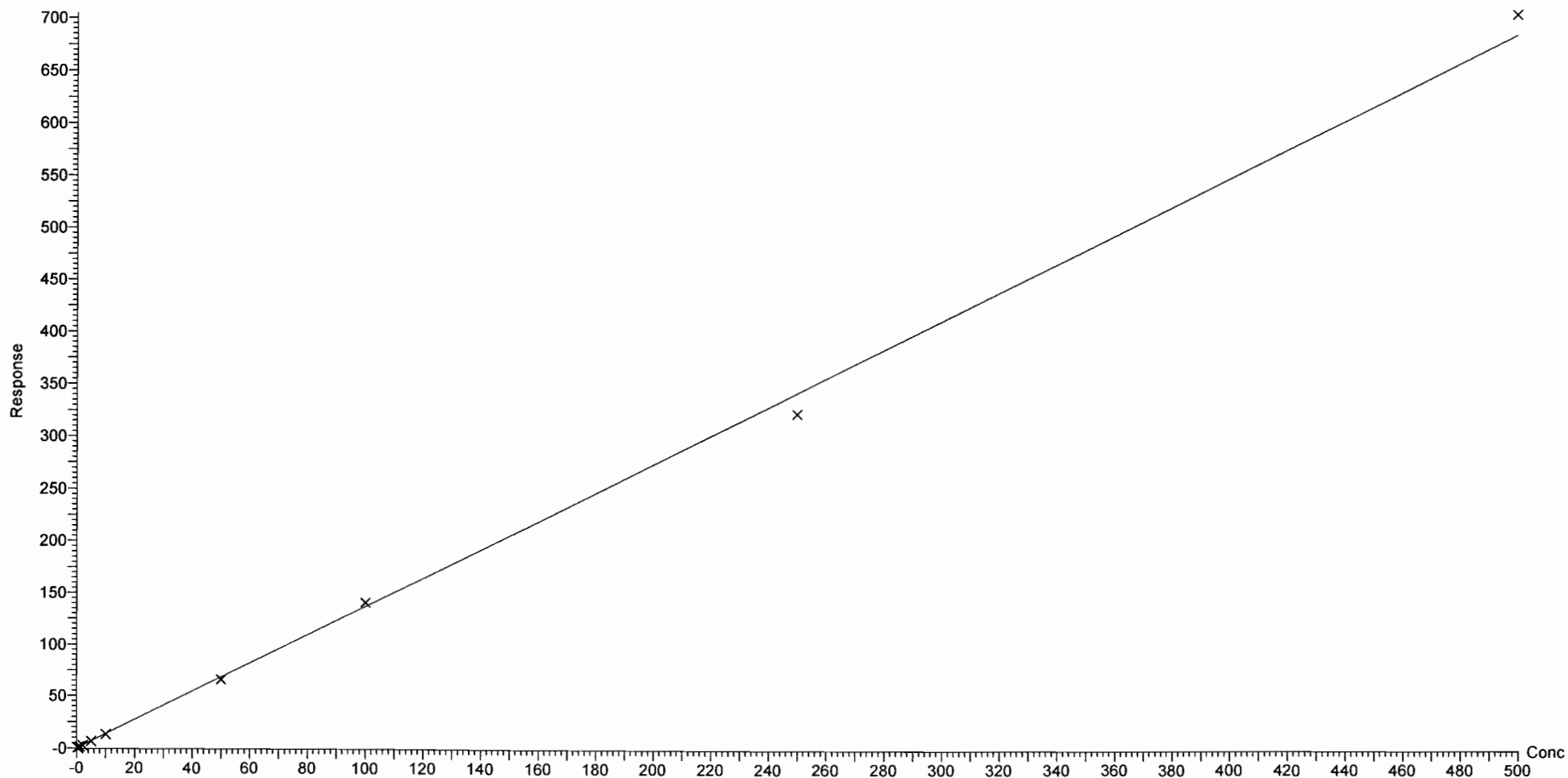
Compound name: PFHpA

Correlation coefficient: $r = 0.999214$, $r^2 = 0.998428$

Calibration curve: $1.37003 * x + -0.0299465$

Response type: Internal Std (Ref 38), Area * (IS Conc. / IS Area)

Curve type: Linear, Origin: Exclude, Weighting: 1/x, Axis trans: None



Dataset: F:\Projects\PFAS.PRO\Results\180301M1\180301M1-CRV.qld

Last Altered: Saturday, March 03, 2018 05:24:54 Pacific Standard Time

Printed: Saturday, March 03, 2018 05:25:18 Pacific Standard Time

Method: F:\Projects\PFAS.PRO\MethDB\PFAS_FULL_80C_022718.mdb 28 Feb 2018 13:19:45

Calibration: F:\Projects\PFAS.PRO\CurveDB\C18_VAL-PFAS_Q4_03-01-18-FULL.cdb 03 Mar 2018 05:24:54

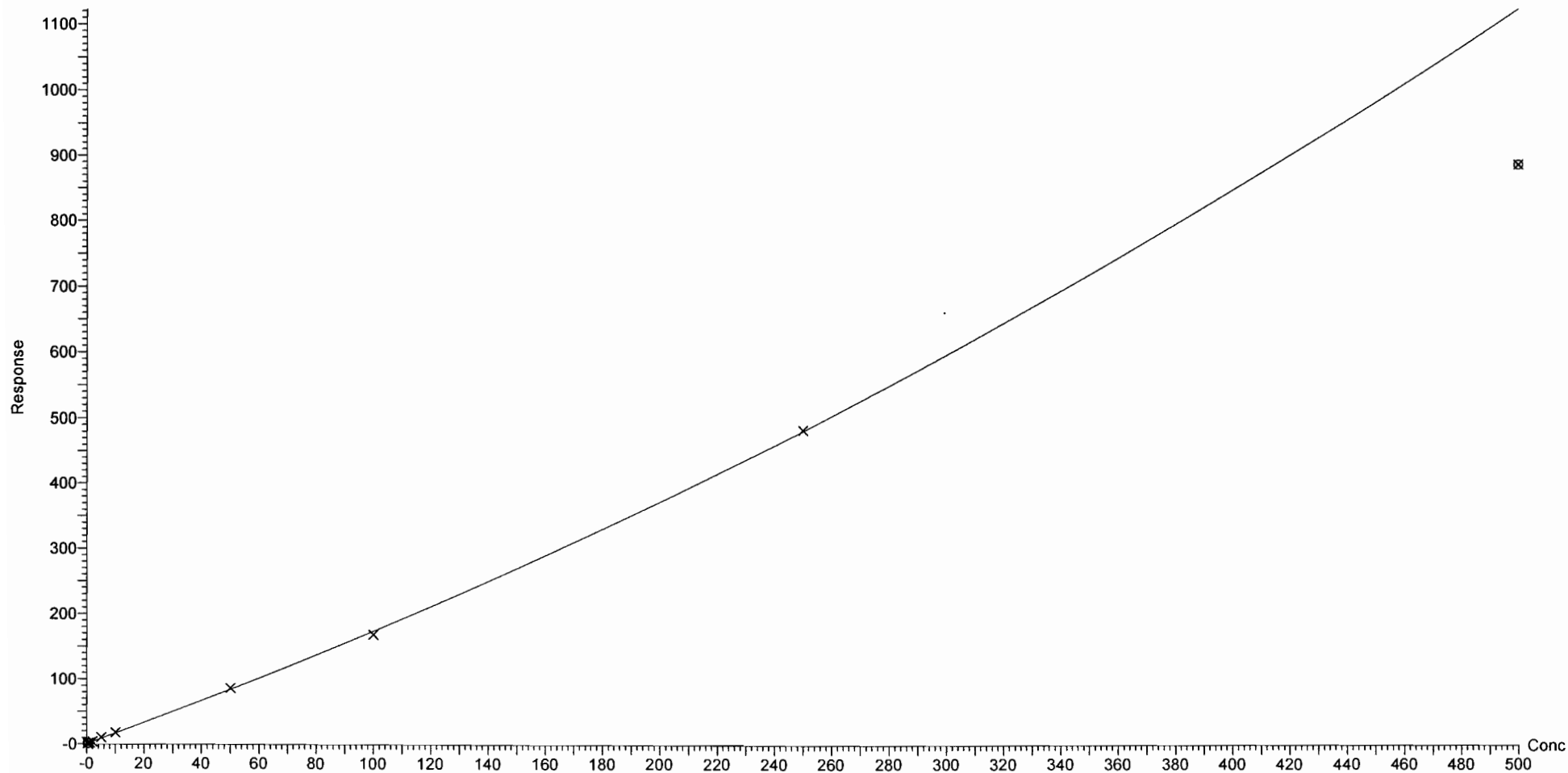
Compound name: L-PFHxS

Coefficient of Determination: $R^2 = 0.999223$

Calibration curve: $0.00128029 * x^2 + 1.60315 * x + 0.660702$

Response type: Internal Std (Ref 39), Area * (IS Conc. / IS Area)

Curve type: 2nd Order, Origin: Exclude, Weighting: 1/x, Axis trans: None



Dataset: F:\Projects\PFAS.PRO\Results\180301M1\180301M1-CRV.qld

Last Altered: Saturday, March 03, 2018 05:10:16 Pacific Standard Time

Printed: Saturday, March 03, 2018 05:16:32 Pacific Standard Time

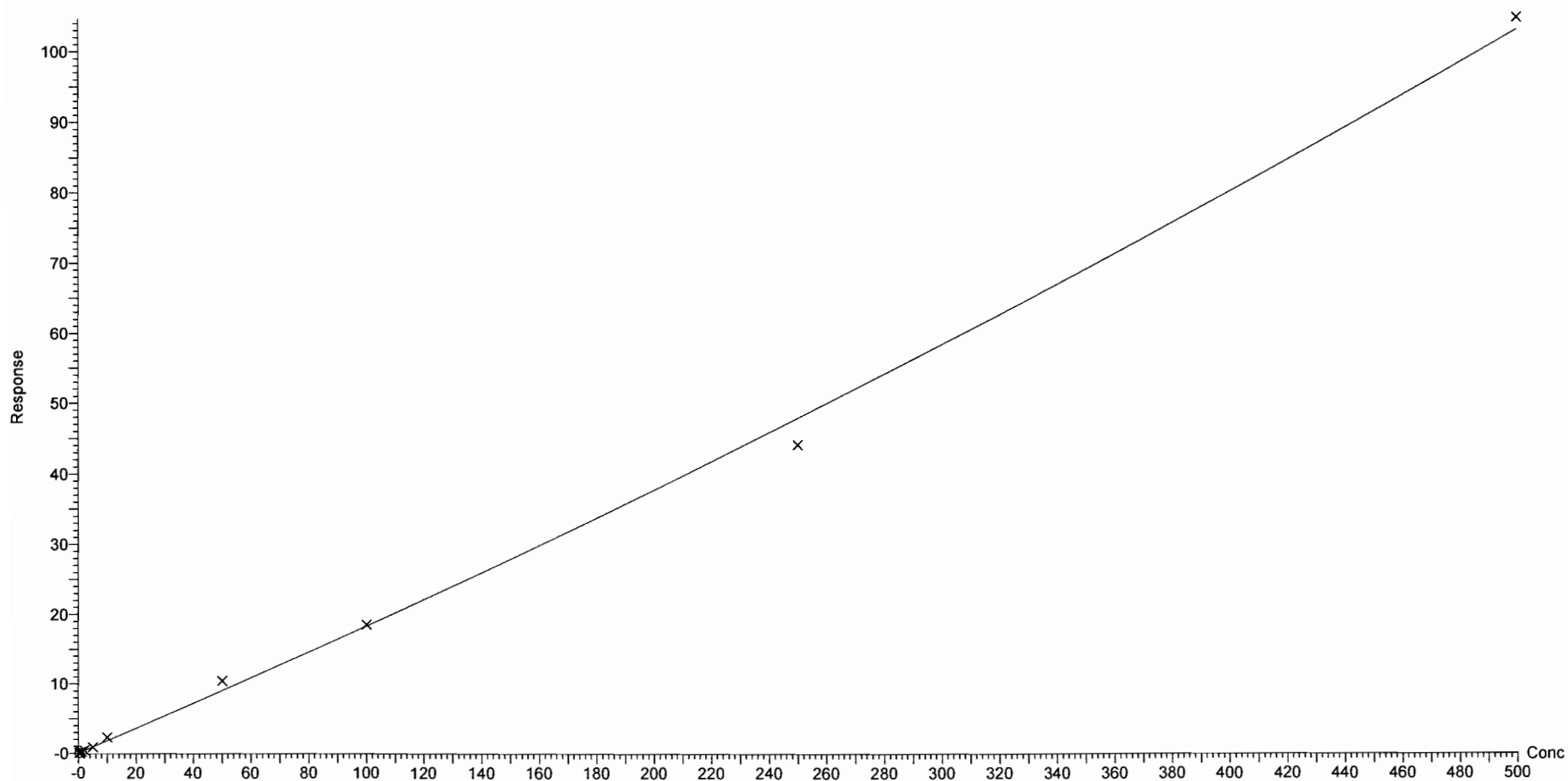
Compound name: 6:2 FTS

Coefficient of Determination: $R^2 = 0.996330$

Calibration curve: $5.72594e-005 * x^2 + 0.17718 * x + 0.0436809$

Response type: Internal Std (Ref 40), Area * (IS Conc. / IS Area)

Curve type: 2nd Order, Origin: Include, Weighting: 1/x, Axis trans: None



Dataset: F:\Projects\PFAS.PRO\Results\180301M1\180301M1-CRV.qld

Last Altered: Saturday, March 03, 2018 05:10:16 Pacific Standard Time

Printed: Saturday, March 03, 2018 05:16:32 Pacific Standard Time

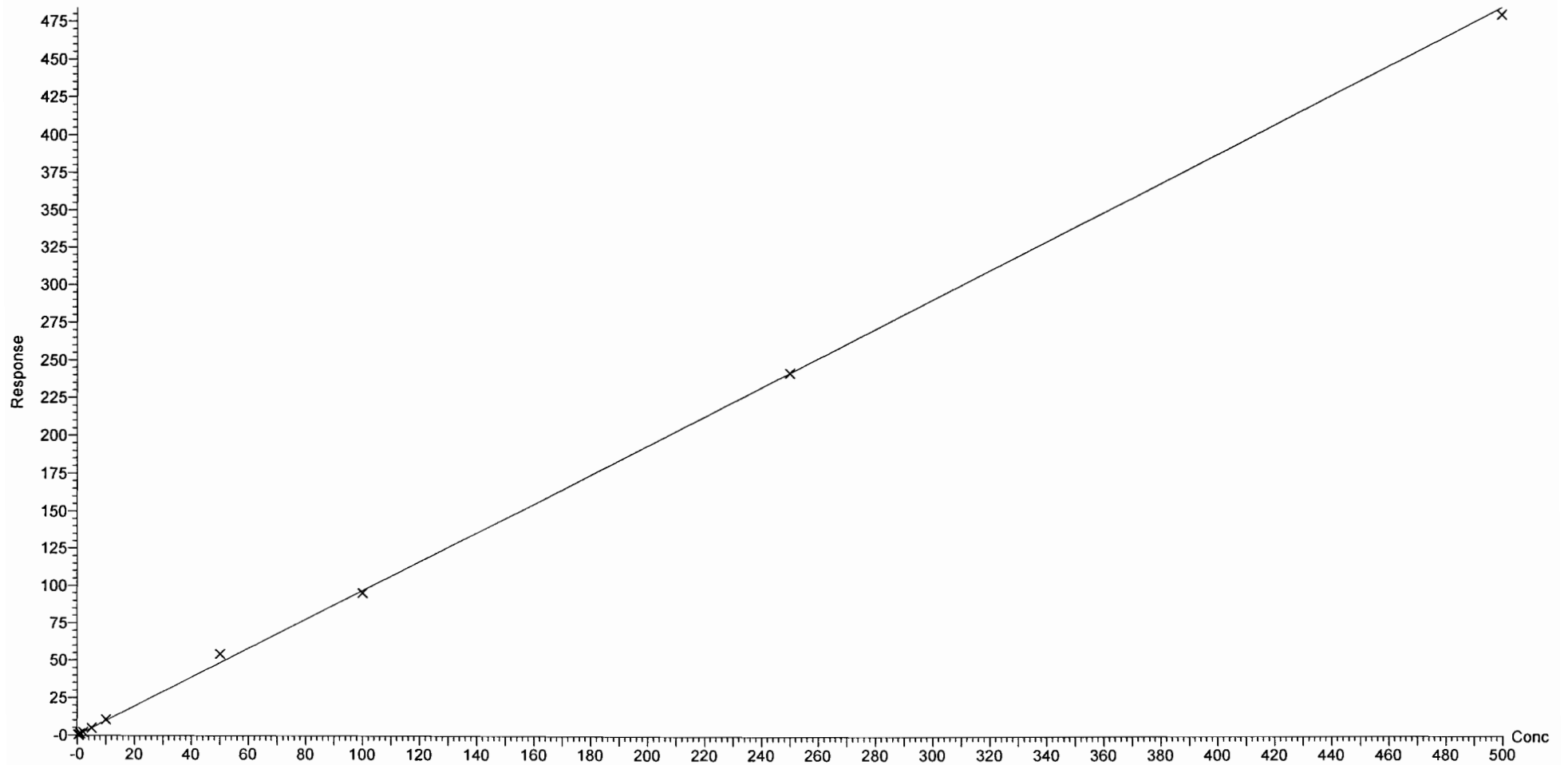
Compound name: L-PFOA

Correlation coefficient: $r = 0.999526$, $r^2 = 0.999052$

Calibration curve: $0.967604 * x + 0.0816853$

Response type: Internal Std (Ref 40), Area * (IS Conc. / IS Area)

Curve type: Linear, Origin: Exclude, Weighting: 1/x, Axis trans: None



Dataset: F:\Projects\PFAS.PRO\Results\180301M1\180301M1-CRV.qld

Last Altered: Saturday, March 03, 2018 05:10:16 Pacific Standard Time

Printed: Saturday, March 03, 2018 05:16:32 Pacific Standard Time

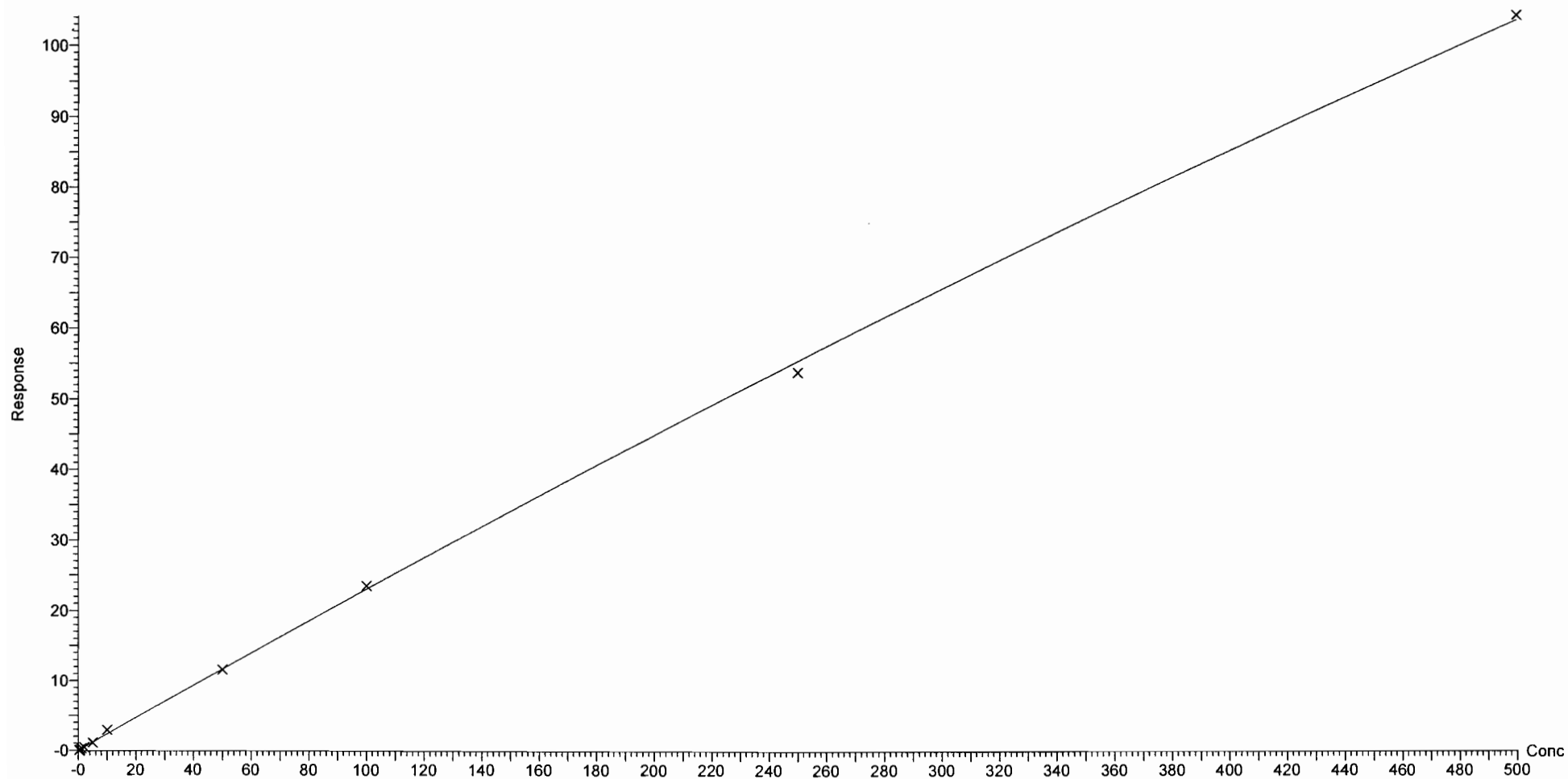
Compound name: PFHpS

Coefficient of Determination: $R^2 = 0.998869$

Calibration curve: $-5.90696e-005 * x^2 + 0.236416 * x + 0.00450455$

Response type: Internal Std (Ref 40), Area * (IS Conc. / IS Area)

Curve type: 2nd Order, Origin: Exclude, Weighting: 1/x, Axis trans: None



Dataset: F:\Projects\PFAS.PRO\Results\180301M1\180301M1-CRV.qld

Last Altered: Saturday, March 03, 2018 05:10:16 Pacific Standard Time

Printed: Saturday, March 03, 2018 05:16:32 Pacific Standard Time

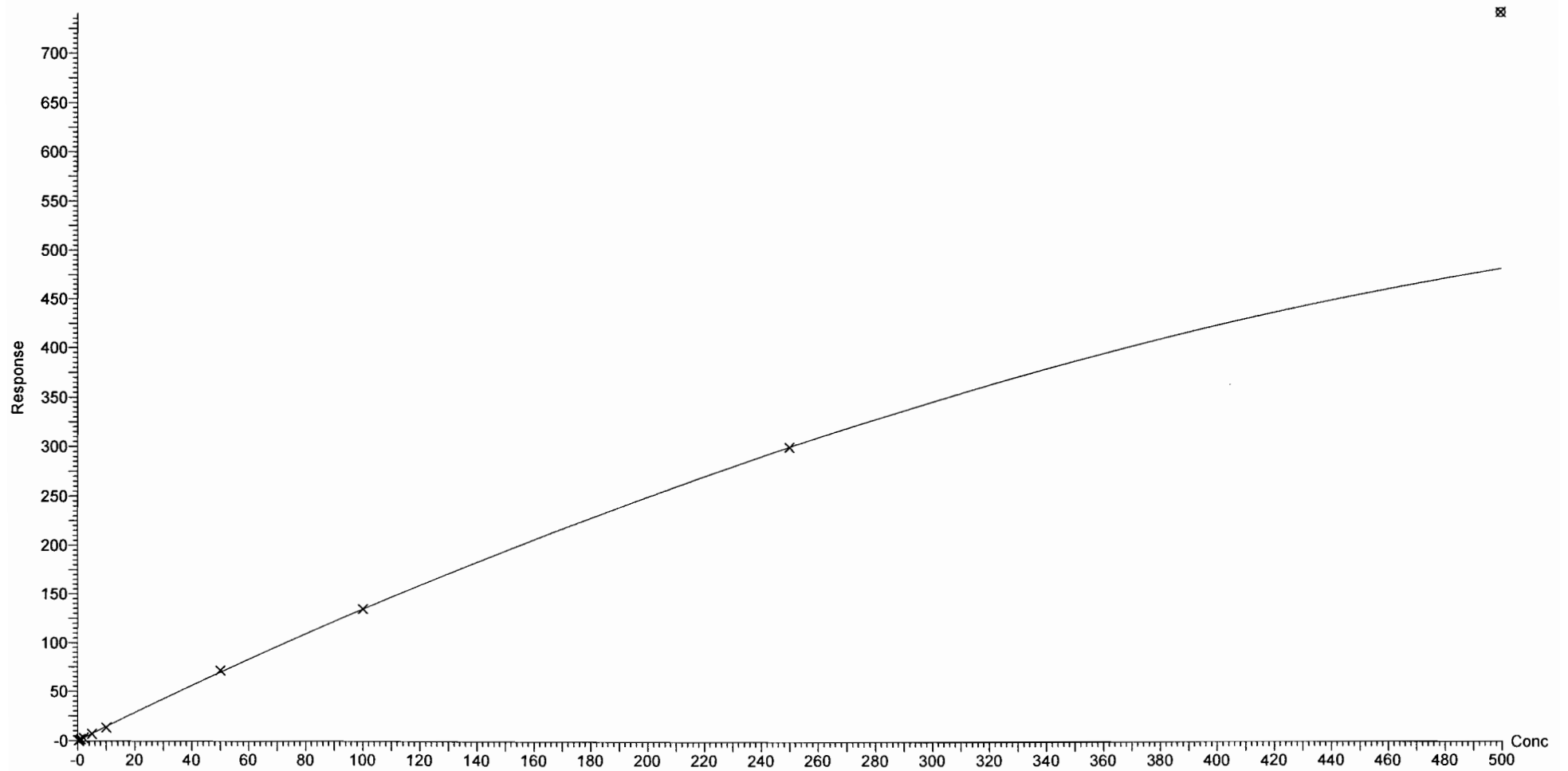
Compound name: PFNA

Coefficient of Determination: $R^2 = 0.999673$

Calibration curve: $-0.00096212 * x^2 + 1.44117 * x + -0.0367972$

Response type: Internal Std (Ref 41), Area * (IS Conc. / IS Area)

Curve type: 2nd Order, Origin: Exclude, Weighting: 1/x, Axis trans: None



Dataset: F:\Projects\PFAS.PRO\Results\180301M1\180301M1-CRV.qld

Last Altered: Saturday, March 03, 2018 05:10:16 Pacific Standard Time

Printed: Saturday, March 03, 2018 05:16:32 Pacific Standard Time

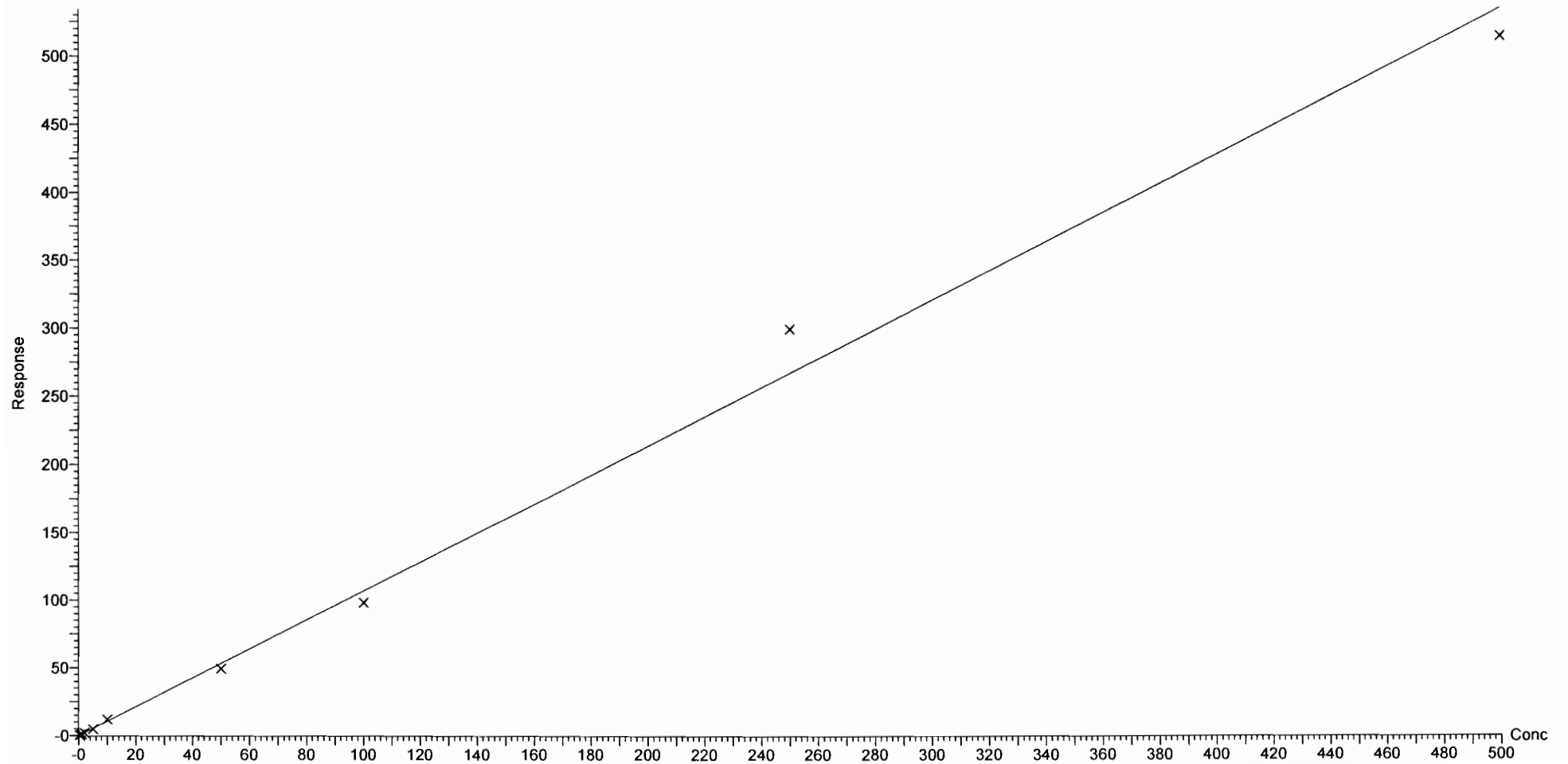
Compound name: PFOSA

Correlation coefficient: $r = 0.996929$, $r^2 = 0.993868$

Calibration curve: $1.06783 * x + -0.0152718$

Response type: Internal Std (Ref 42), Area * (IS Conc. / IS Area)

Curve type: Linear, Origin: Exclude, Weighting: 1/x, Axis trans: None



Dataset: F:\Projects\PFAS.PRO\Results\180301M1\180301M1-CRV.qld

Last Altered: Saturday, March 03, 2018 05:10:16 Pacific Standard Time

Printed: Saturday, March 03, 2018 05:16:32 Pacific Standard Time

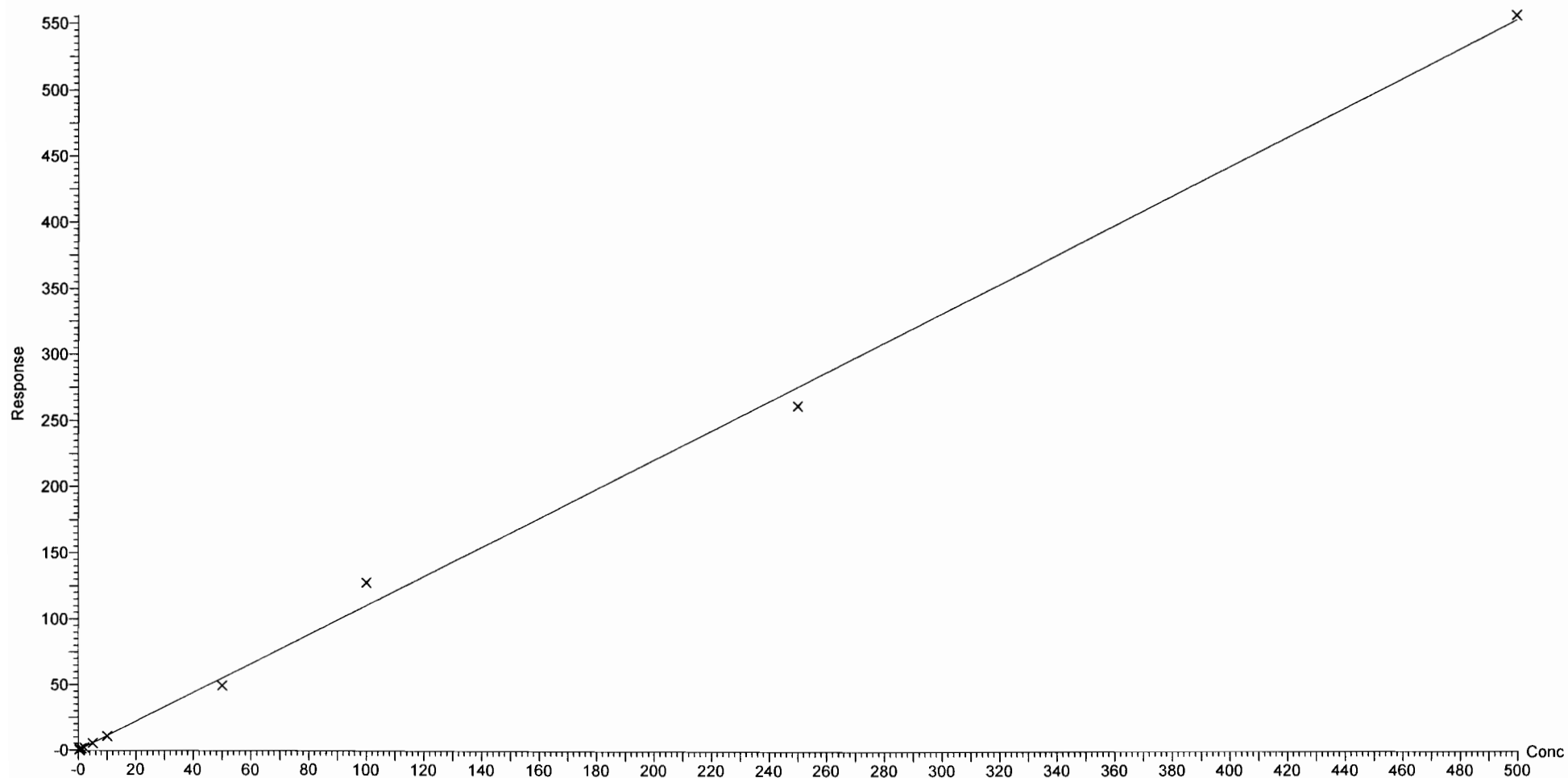
Compound name: L-PFOS

Correlation coefficient: $r = 0.997880$, $r^2 = 0.995765$

Calibration curve: $1.10479 * x + 0.0220104$

Response type: Internal Std (Ref 43), Area * (IS Conc. / IS Area)

Curve type: Linear, Origin: Exclude, Weighting: 1/x, Axis trans: None



Dataset: F:\Projects\PFAS.PRO\Results\180301M1\180301M1-CRV.qld

Last Altered: Saturday, March 03, 2018 05:10:16 Pacific Standard Time

Printed: Saturday, March 03, 2018 05:16:32 Pacific Standard Time

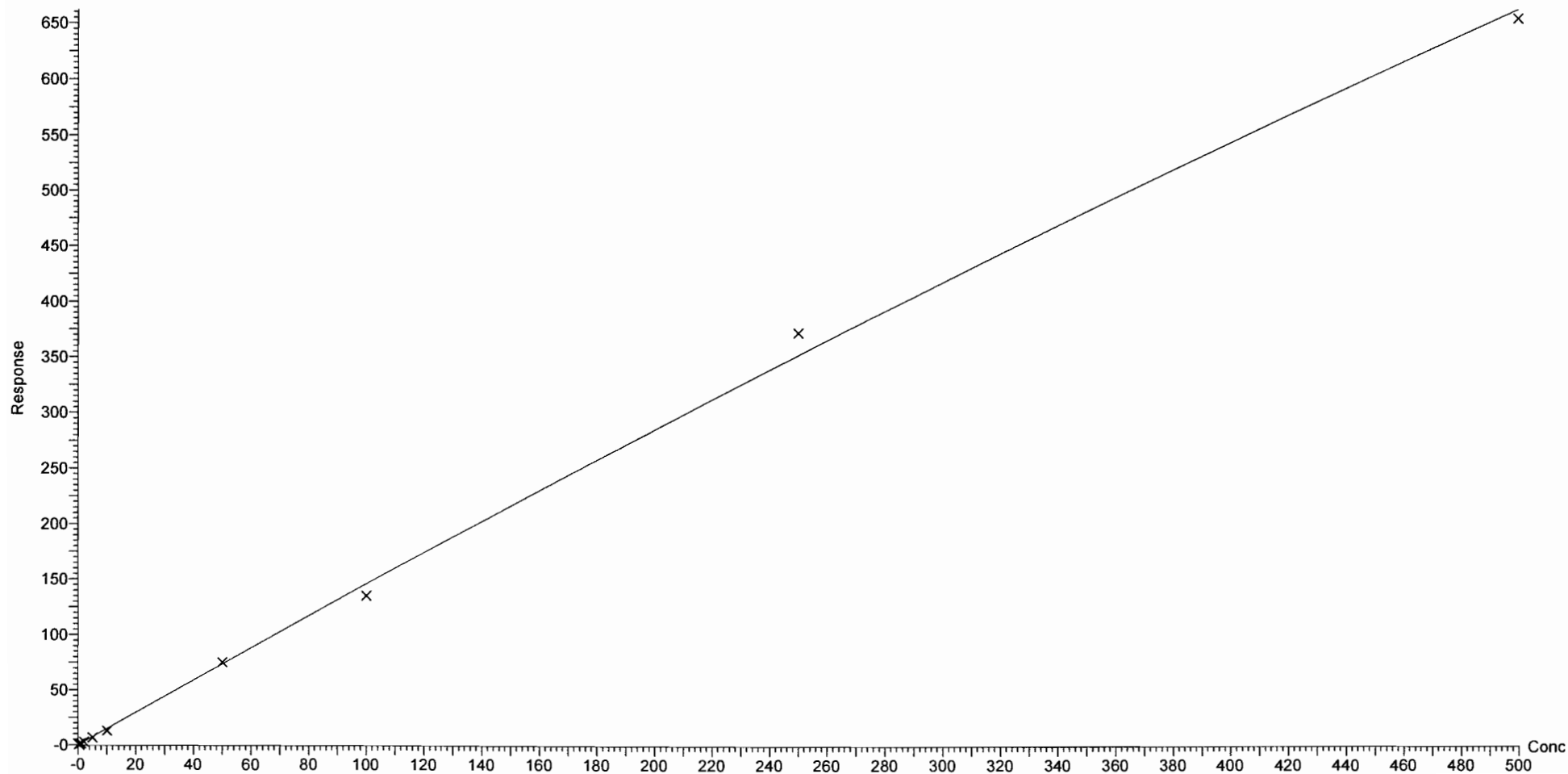
Compound name: PFDA

Coefficient of Determination: $R^2 = 0.997944$

Calibration curve: $-0.00034341 * x^2 + 1.4956 * x + -0.0888583$

Response type: Internal Std (Ref 44), Area * (IS Conc. / IS Area)

Curve type: 2nd Order, Origin: Exclude, Weighting: 1/x, Axis trans: None



Dataset: F:\Projects\PFAS.PRO\Results\180301M1\180301M1-CRV.qld

Last Altered: Saturday, March 03, 2018 05:10:16 Pacific Standard Time

Printed: Saturday, March 03, 2018 05:16:32 Pacific Standard Time

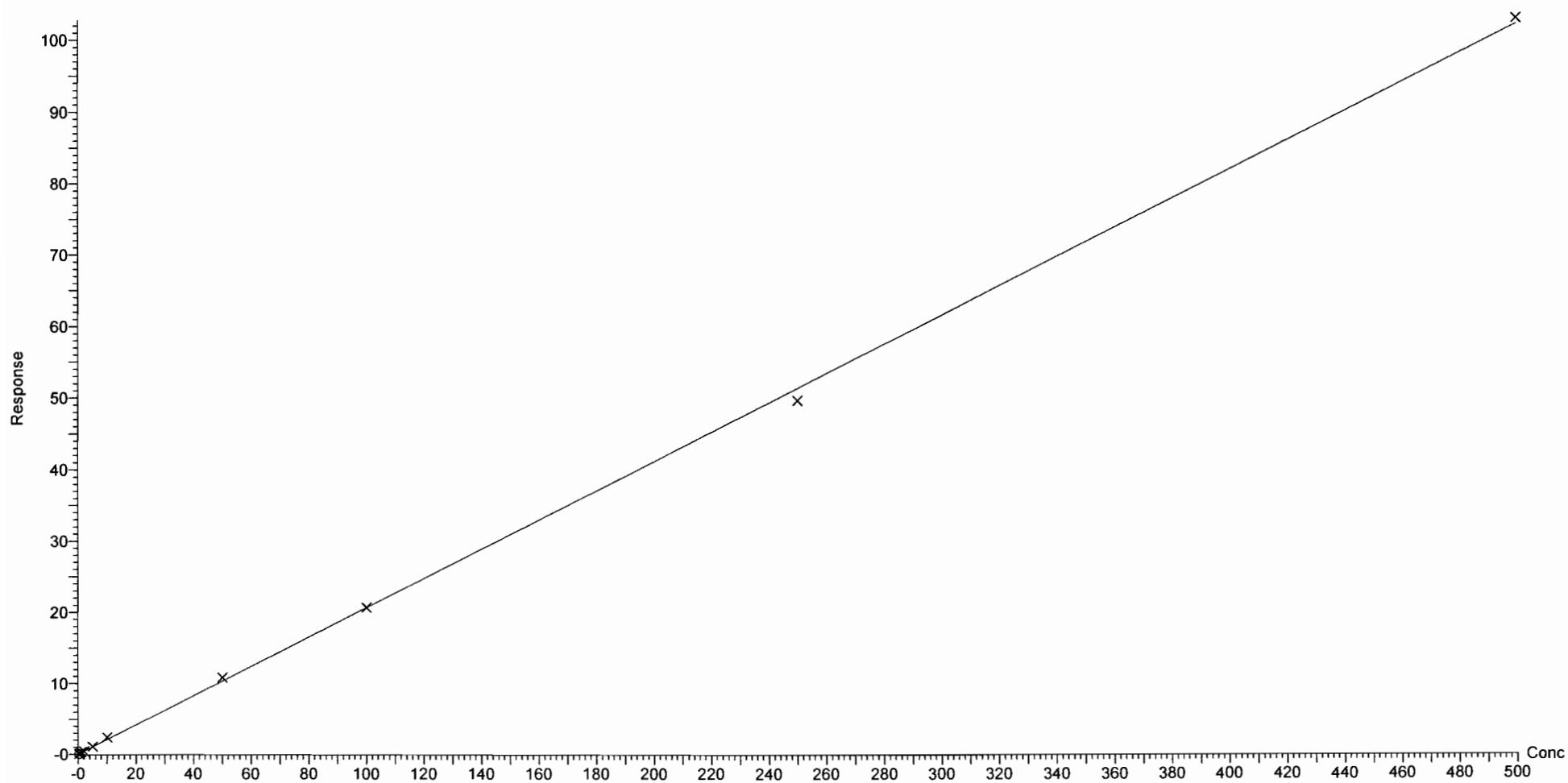
Compound name: 8:2 FTS

Coefficient of Determination: $R^2 = 0.999048$

Calibration curve: $-5.52562e-006 * x^2 + 0.206679 * x + 0.0472478$

Response type: Internal Std (Ref 40), Area * (IS Conc. / IS Area)

Curve type: 2nd Order, Origin: Include, Weighting: 1/x, Axis trans: None



Dataset: F:\Projects\PFAS.PRO\Results\180301M1\180301M1-CRV.qld

Last Altered: Monday, March 05, 2018 08:17:35 Pacific Standard Time

Printed: Monday, March 05, 2018 08:19:15 Pacific Standard Time

Method: F:\Projects\PFAS.PRO\MethDB\PFAS_FULL_80C_022718.mdb 28 Feb 2018 13:19:45

Calibration: F:\Projects\PFAS.PRO\CurveDB\C18_VAL-PFAS_Q4_03-01-18-FULL.cdb 05 Mar 2018 08:17:35

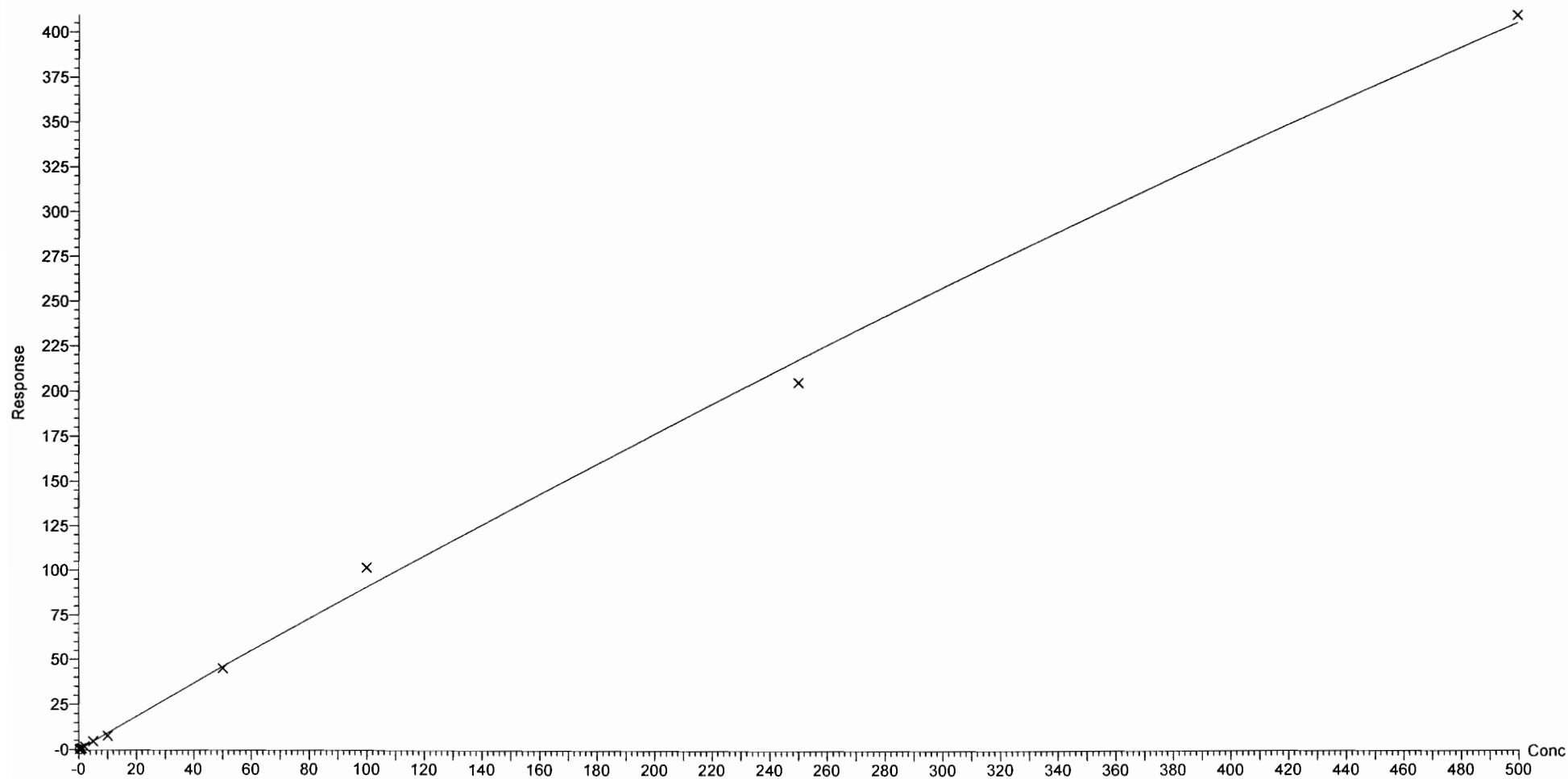
Compound name: PFNS

Coefficient of Determination: $R^2 = 0.996592$

Calibration curve: $-0.000247687 * x^2 + 0.933776 * x - 0.0403232$

Response type: Internal Std (Ref 43), Area * (IS Conc. / IS Area)

Curve type: 2nd Order, Origin: Exclude, Weighting: 1/x, Axis trans: None



Dataset: F:\Projects\PFAS.PRO\Results\180301M1\180301M1-CRV.qld

Last Altered: Saturday, March 03, 2018 05:10:16 Pacific Standard Time

Printed: Saturday, March 03, 2018 05:16:32 Pacific Standard Time

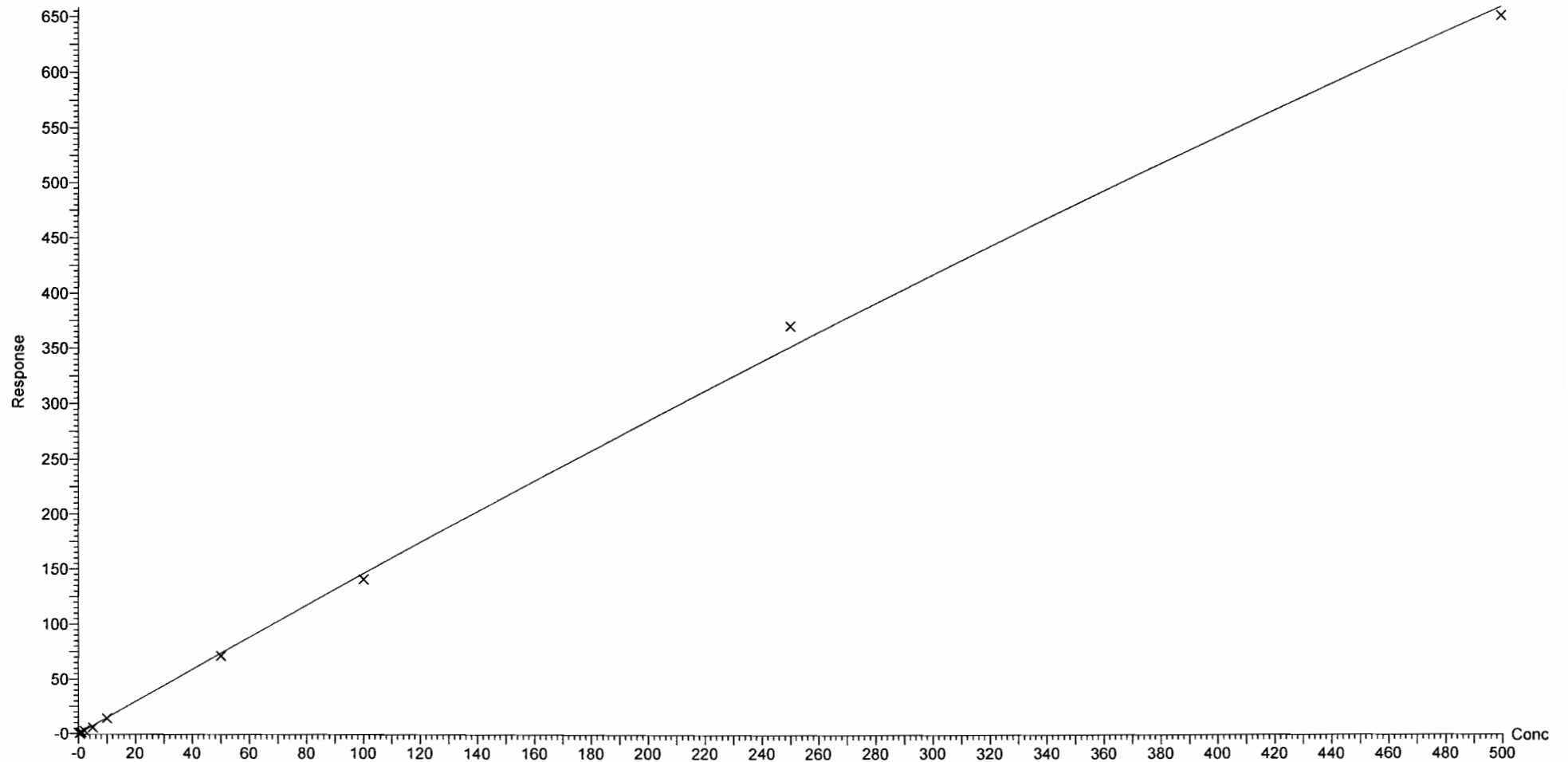
Compound name: N-MeFOSAA

Coefficient of Determination: $R^2 = 0.998328$

Calibration curve: $-0.000367023 * x^2 + 1.50008 * x + -0.201302$

Response type: Internal Std (Ref 45), Area * (IS Conc. / IS Area)

Curve type: 2nd Order, Origin: Include, Weighting: 1/x, Axis trans: None



Dataset: F:\Projects\PFAS.PRO\Results\180301M1\180301M1-CRV.qld

Last Altered: Saturday, March 03, 2018 05:10:16 Pacific Standard Time

Printed: Saturday, March 03, 2018 05:16:32 Pacific Standard Time

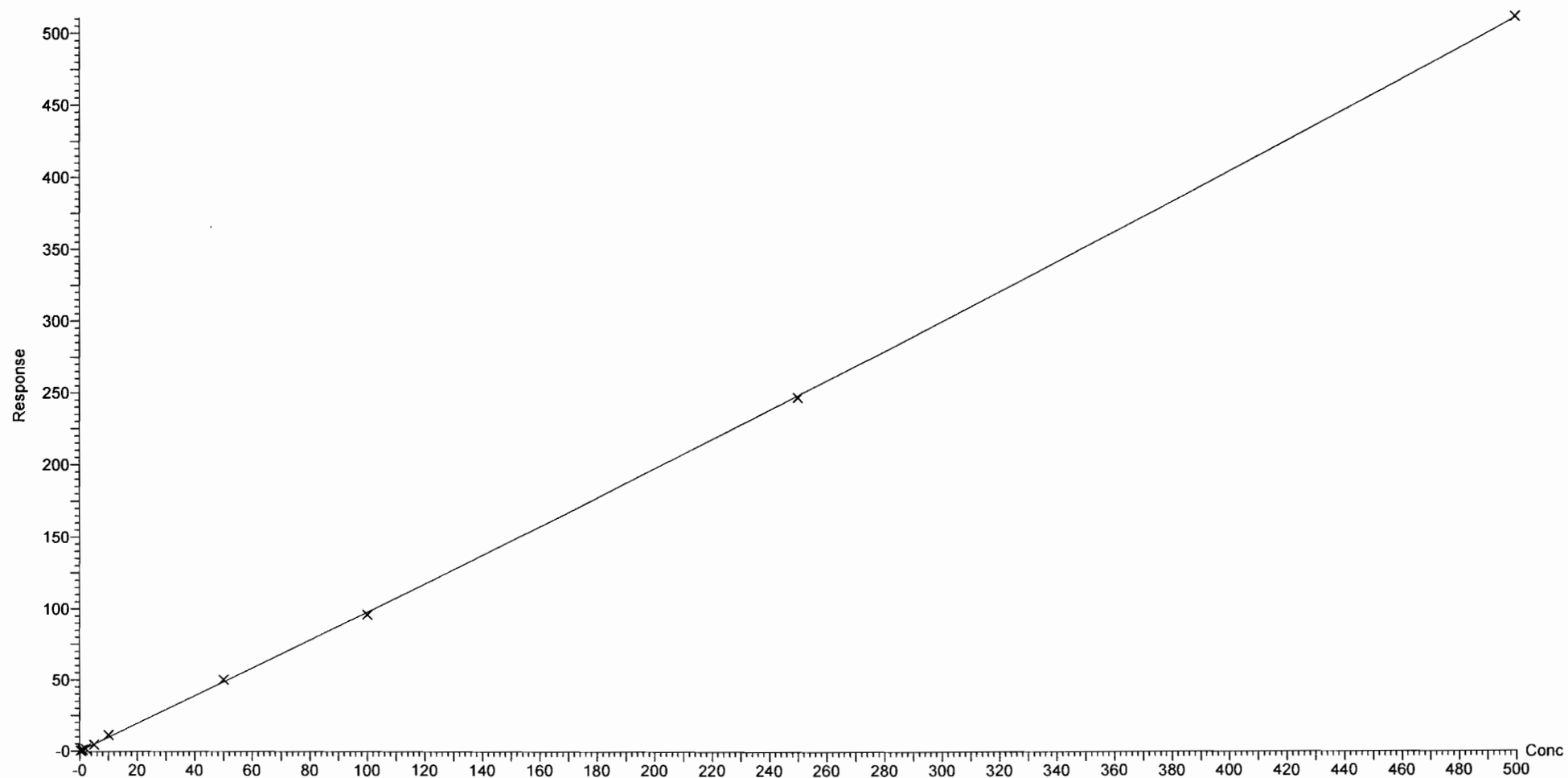
Compound name: N-EtFOSAA

Coefficient of Determination: $R^2 = 0.999538$

Calibration curve: $0.000106014 * x^2 + 0.966433 * x + 0.00598936$

Response type: Internal Std (Ref 46), Area * (IS Conc. / IS Area)

Curve type: 2nd Order, Origin: Include, Weighting: 1/x, Axis trans: None



Dataset: F:\Projects\PFAS.PRO\Results\180301M1\180301M1-CRV.qld

Last Altered: Saturday, March 03, 2018 05:10:16 Pacific Standard Time

Printed: Saturday, March 03, 2018 05:16:32 Pacific Standard Time

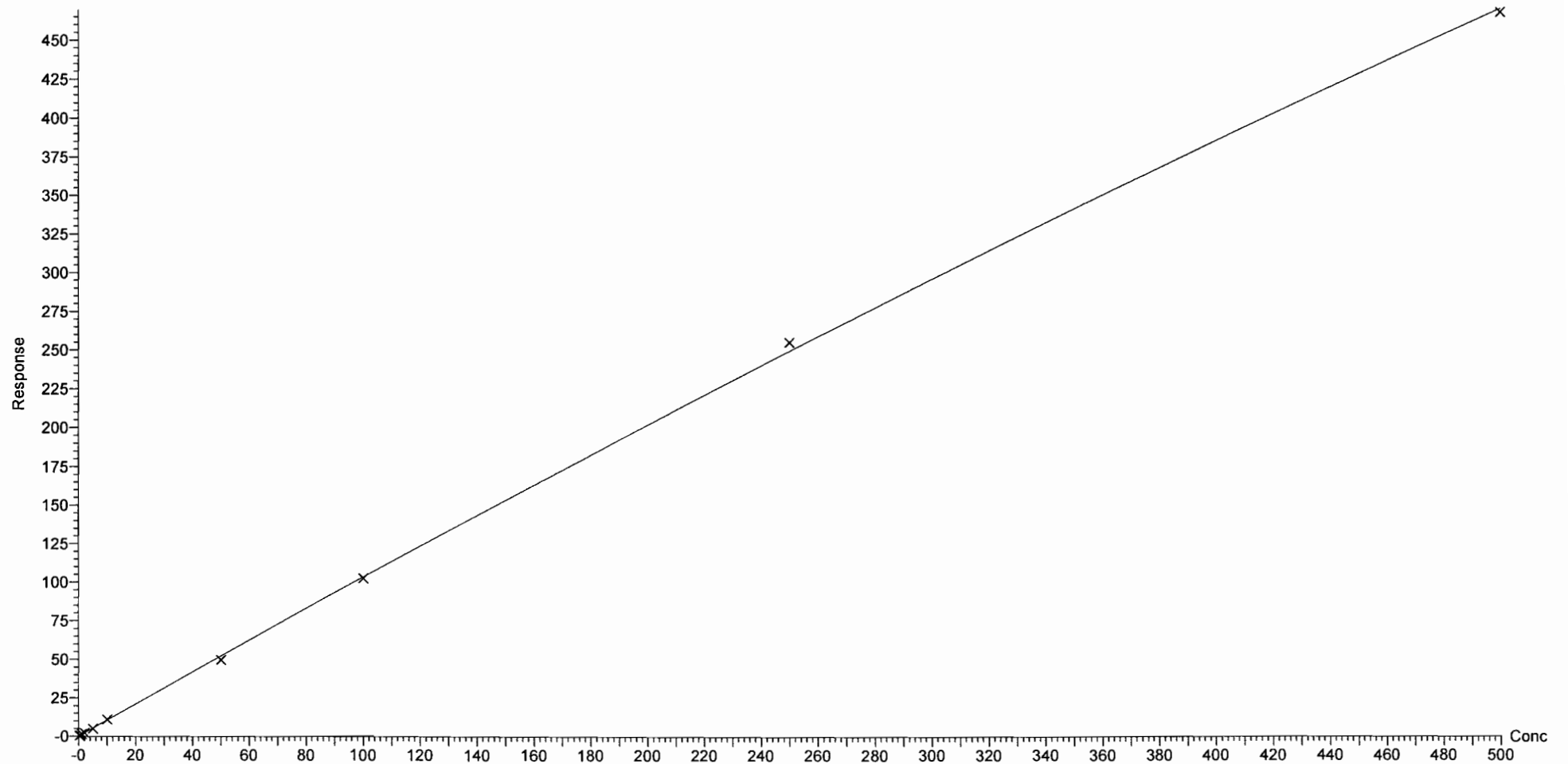
Compound name: PFUdA

Coefficient of Determination: $R^2 = 0.999538$

Calibration curve: $-0.000236603 * x^2 + 1.05753 * x - 0.0119524$

Response type: Internal Std (Ref 47), Area * (IS Conc. / IS Area)

Curve type: 2nd Order, Origin: Exclude, Weighting: 1/x, Axis trans: None



Dataset: F:\Projects\PFAS.PRO\Results\180301M1\180301M1-CRV.qld

Last Altered: Saturday, March 03, 2018 05:10:16 Pacific Standard Time

Printed: Saturday, March 03, 2018 05:16:32 Pacific Standard Time

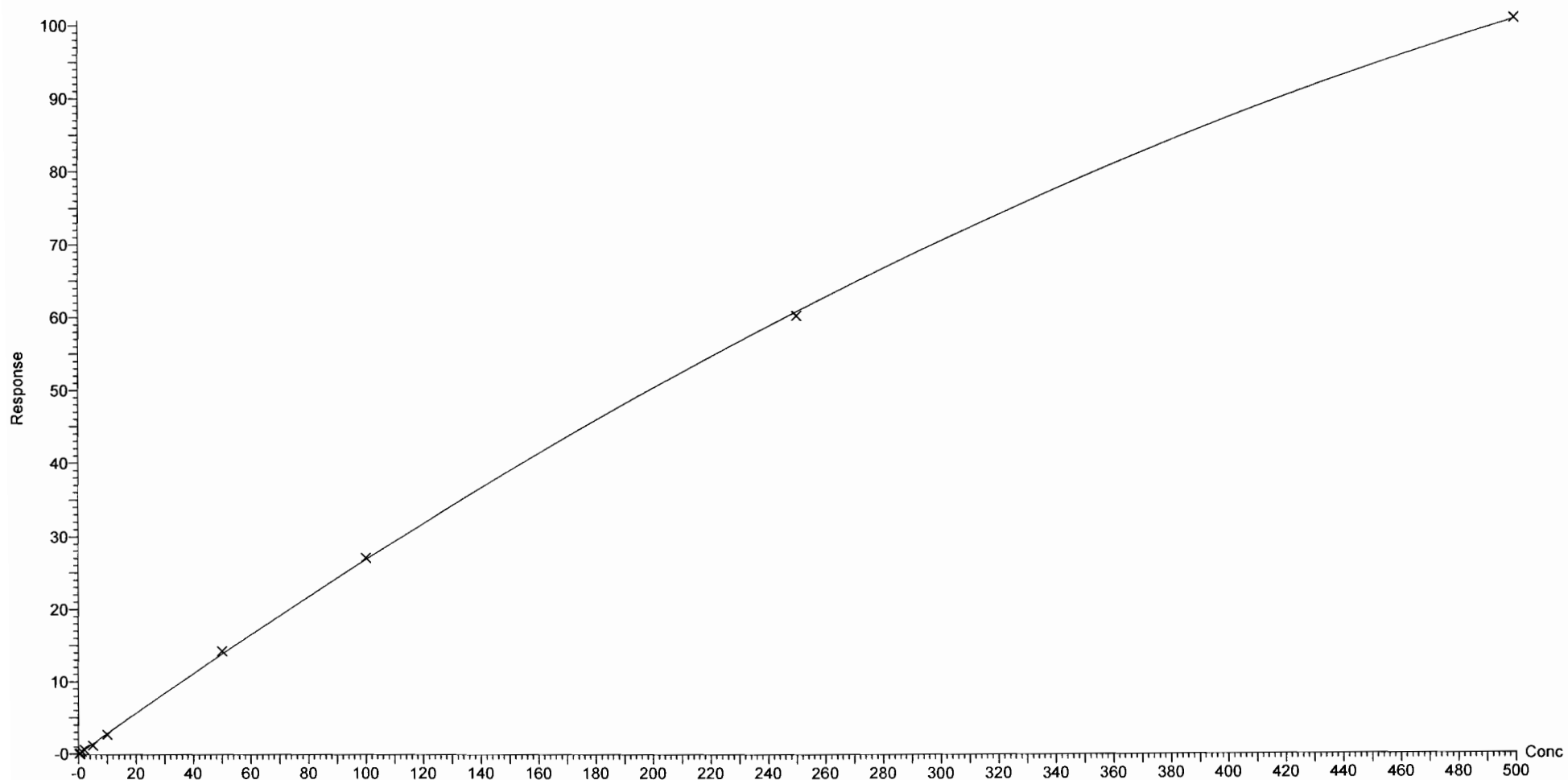
Compound name: PFDS

Coefficient of Determination: $R^2 = 0.999378$

Calibration curve: $-0.000168442 * x^2 + 0.285232 * x - 0.0186889$

Response type: Internal Std (Ref 47), Area * (IS Conc. / IS Area)

Curve type: 2nd Order, Origin: Exclude, Weighting: 1/x, Axis trans: None



Dataset: F:\Projects\PFAS.PRO\Results\180301M1\180301M1-CRV.qld

Last Altered: Saturday, March 03, 2018 05:10:16 Pacific Standard Time

Printed: Saturday, March 03, 2018 05:16:32 Pacific Standard Time

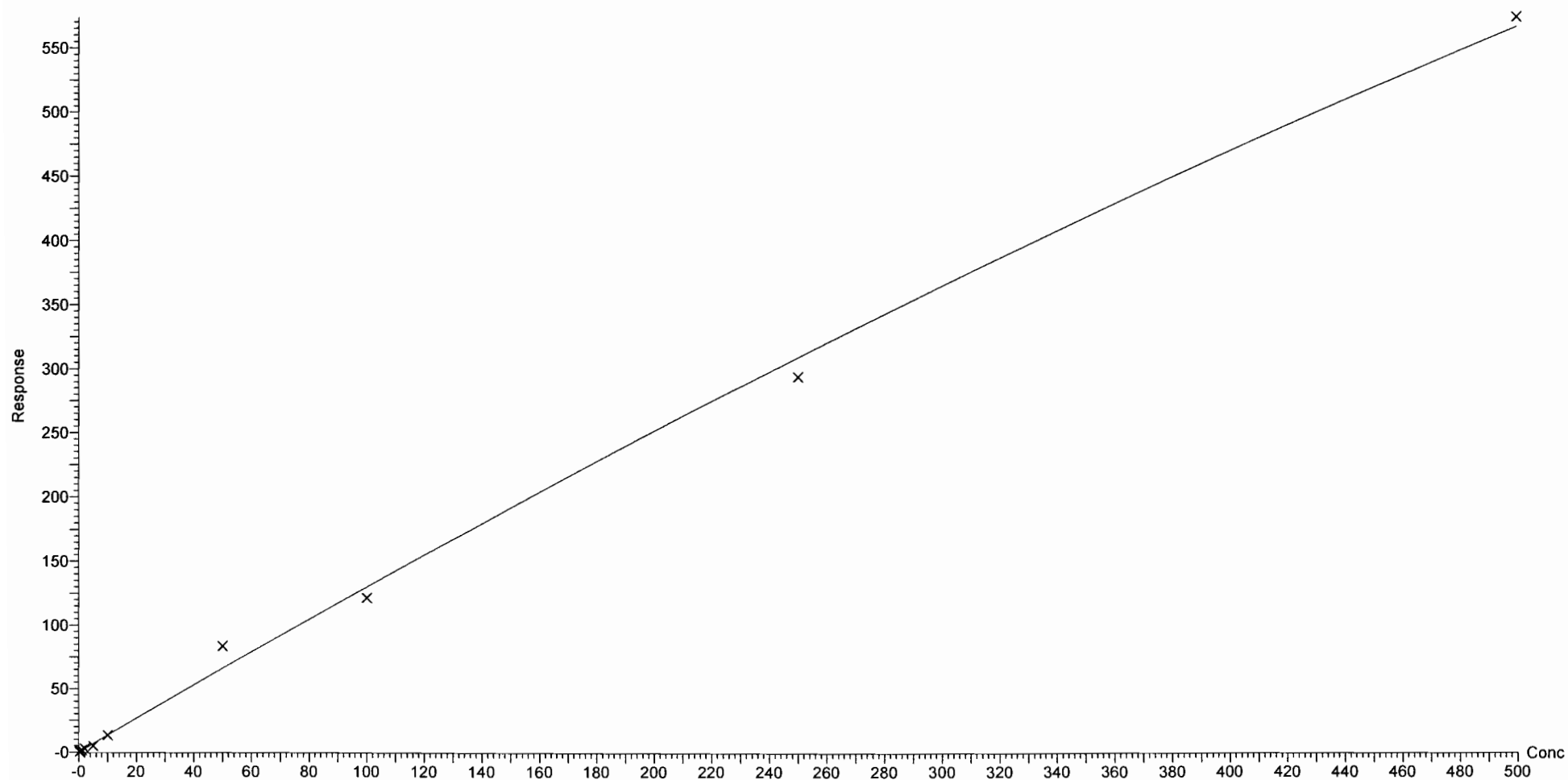
Compound name: PFDoA

Coefficient of Determination: $R^2 = 0.993413$

Calibration curve: $-0.000423255 * x^2 + 1.34335 * x + -0.0396021$

Response type: Internal Std (Ref 48), Area * (IS Conc. / IS Area)

Curve type: 2nd Order, Origin: Exclude, Weighting: 1/x, Axis trans: None

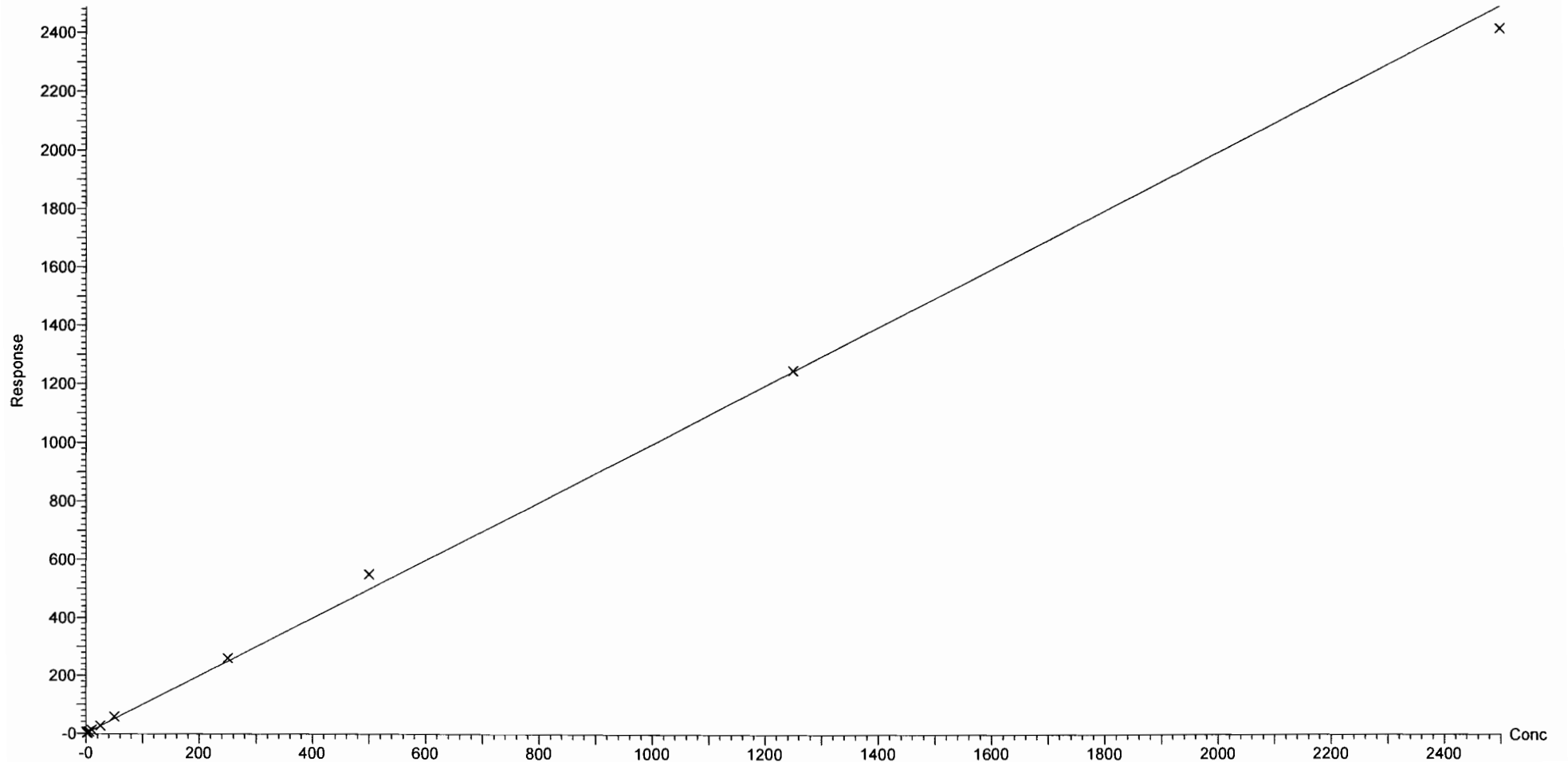


Dataset: F:\Projects\PFAS.PRO\Results\180301M1\180301M1-CRV.qld

Last Altered: Saturday, March 03, 2018 05:10:16 Pacific Standard Time

Printed: Saturday, March 03, 2018 05:16:32 Pacific Standard Time

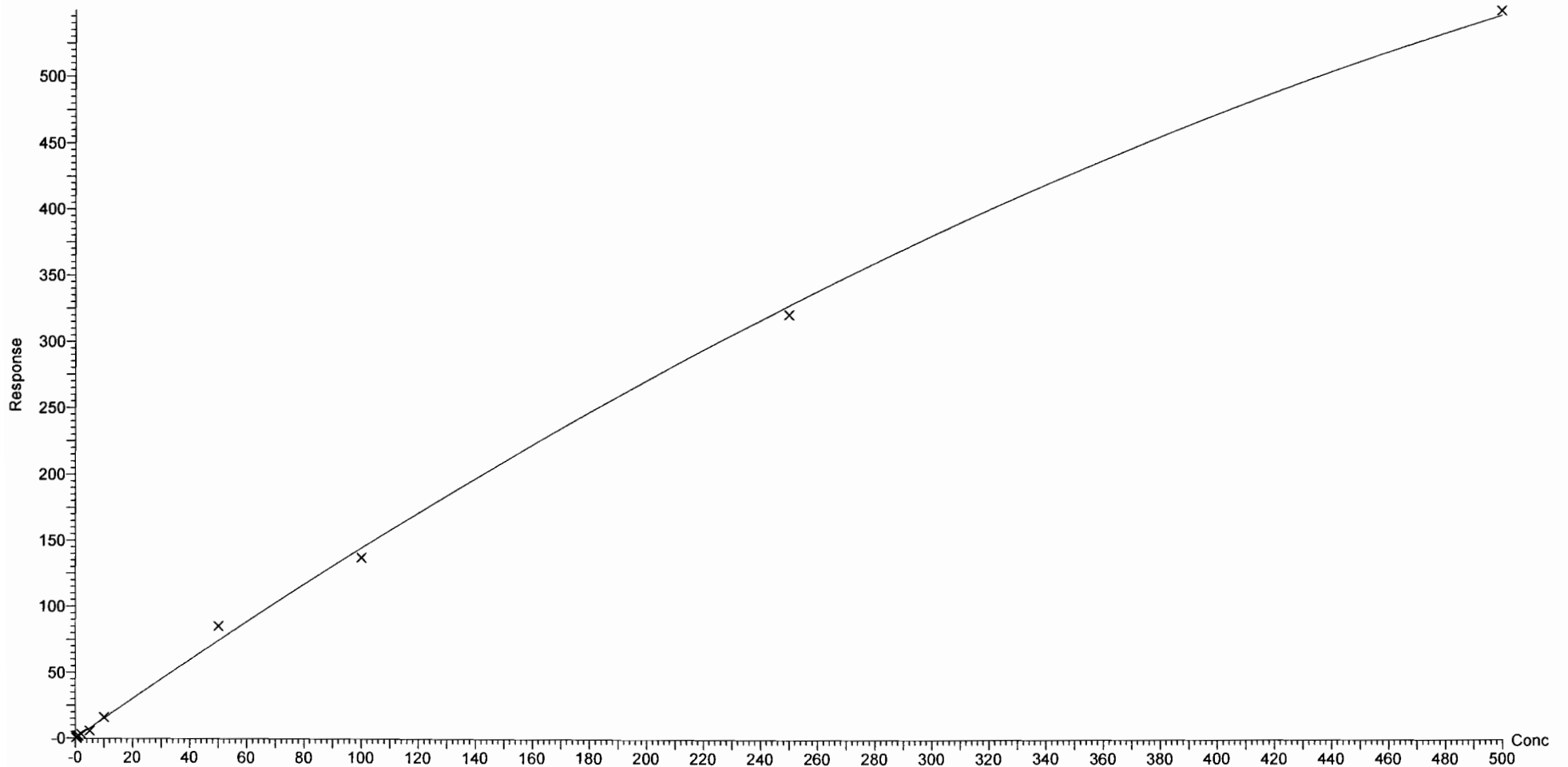
Compound name: N-MeFOSA
Correlation coefficient: $r = 0.998917$, $r^2 = 0.997835$
Calibration curve: $0.994576 * x + 0.438959$
Response type: Internal Std (Ref 49), Area * (IS Conc. / IS Area)
Curve type: Linear, Origin: Include, Weighting: 1/x, Axis trans: None



Dataset: F:\Projects\PFAS.PRO\Results\180301M1\180301M1-CRV.qld

Last Altered: Saturday, March 03, 2018 05:10:16 Pacific Standard Time
Printed: Saturday, March 03, 2018 05:16:32 Pacific Standard Time

Compound name: PFT_rDA
Coefficient of Determination: $R^2 = 0.997006$
Calibration curve: $-0.000880373 * x^2 + 1.53263 * x + -0.0775313$
Response type: Internal Std (Ref 48), Area * (IS Conc. / IS Area)
Curve type: 2nd Order, Origin: Exclude, Weighting: 1/x, Axis trans: None



Dataset: F:\Projects\PFAS.PRO\Results\180301M1\180301M1-CRV.qld

Last Altered: Saturday, March 03, 2018 05:10:16 Pacific Standard Time

Printed: Saturday, March 03, 2018 05:16:32 Pacific Standard Time

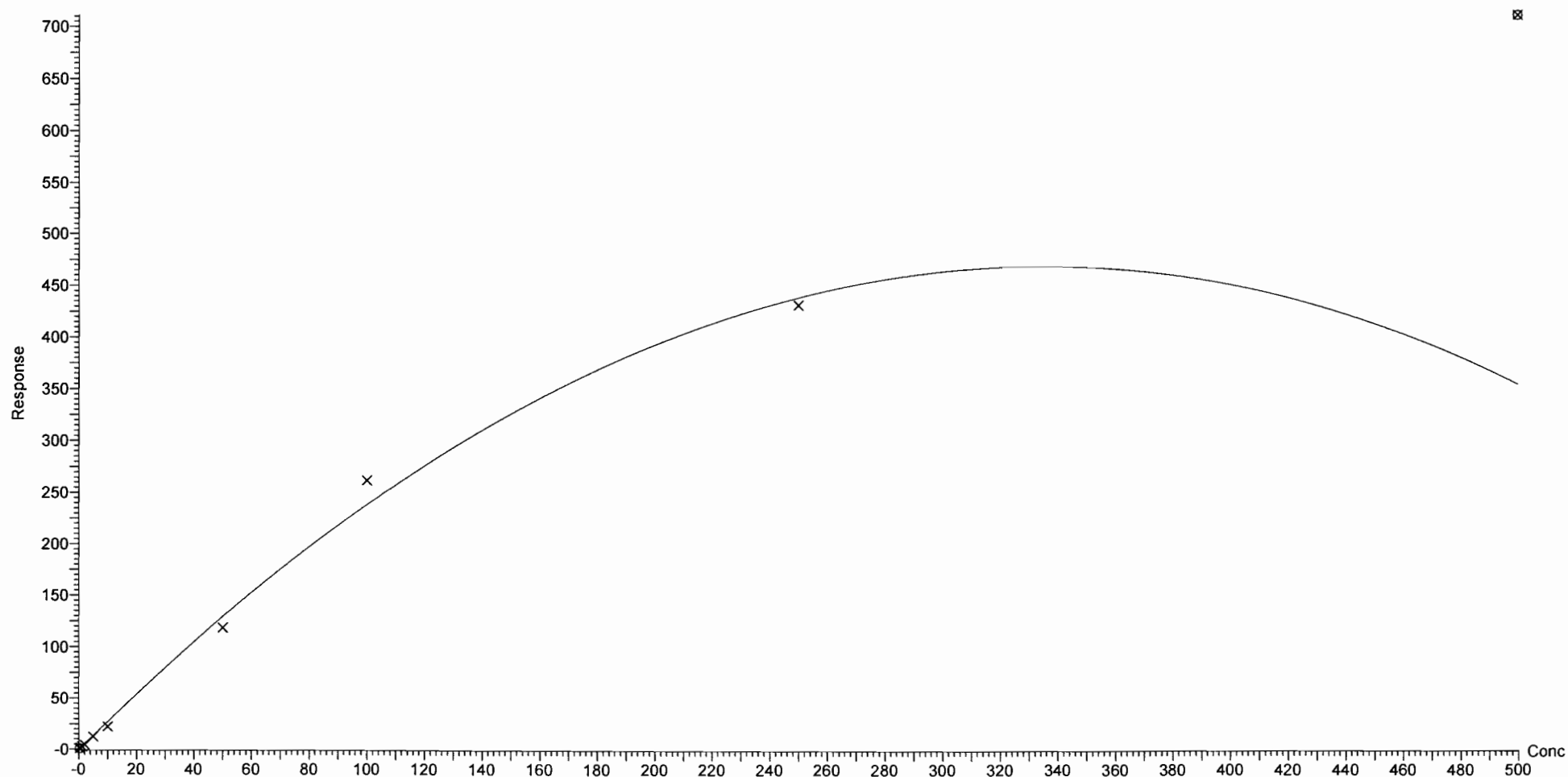
Compound name: PFTeDA

Coefficient of Determination: $R^2 = 0.993273$

Calibration curve: $-0.00419288 * x^2 + 2.8068 * x + -0.471093$

Response type: Internal Std (Ref 50), Area * (IS Conc. / IS Area)

Curve type: 2nd Order, Origin: Exclude, Weighting: 1/x, Axis trans: None



Dataset: F:\Projects\PFAS.PRO\Results\180301M1\180301M1-CRV.qld

Last Altered: Saturday, March 03, 2018 05:10:16 Pacific Standard Time

Printed: Saturday, March 03, 2018 05:16:32 Pacific Standard Time

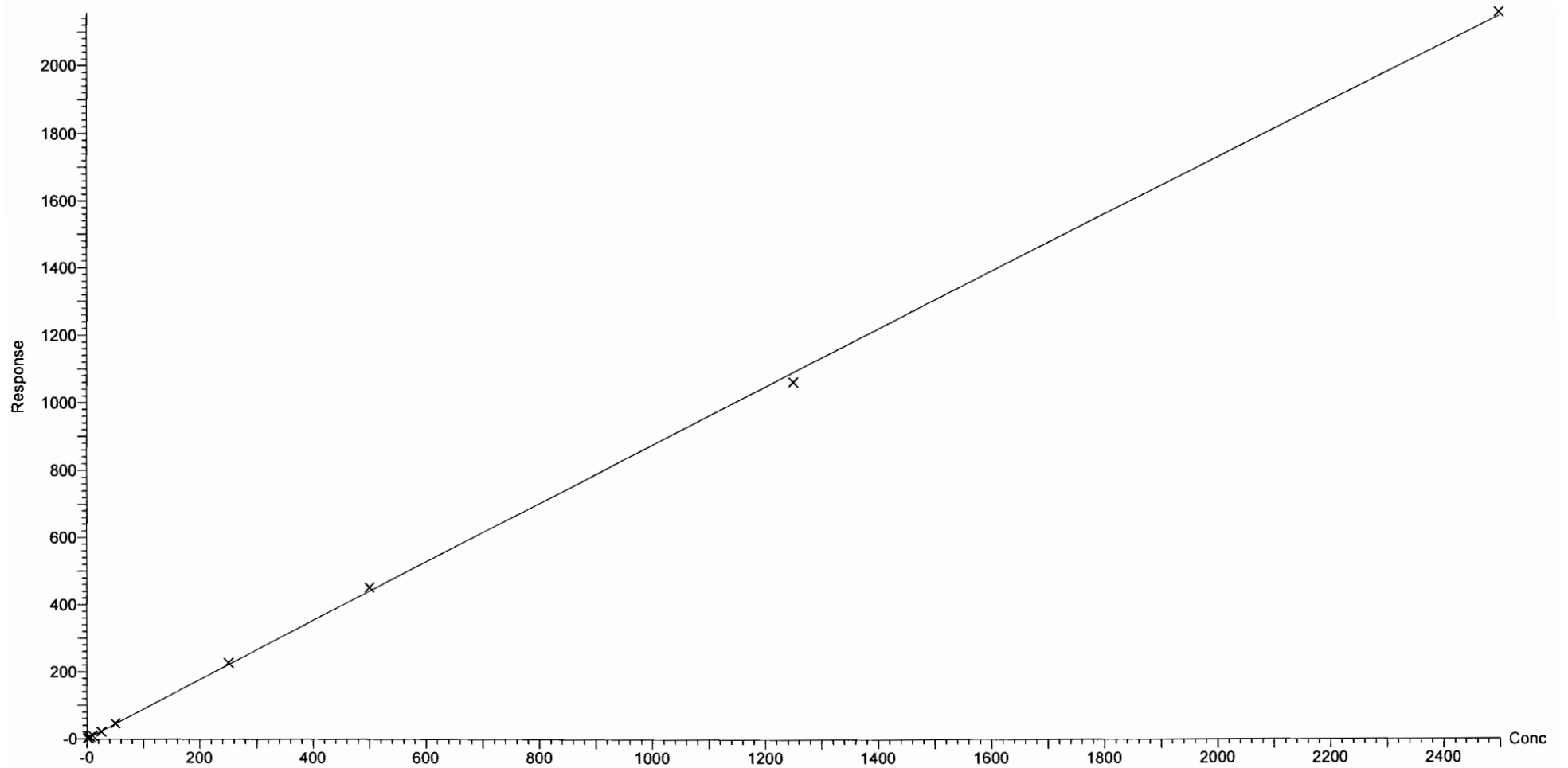
Compound name: N-EtFOSA

Coefficient of Determination: $R^2 = 0.999634$

Calibration curve: $-1.21629e-005 * x^2 + 0.887616 * x + 0.203022$

Response type: Internal Std (Ref 51), Area * (IS Conc. / IS Area)

Curve type: 2nd Order, Origin: Exclude, Weighting: 1/x, Axis trans: None



Dataset: F:\Projects\PFAS.PRO\Results\180301M1\180301M1-CRV.qld

Last Altered: Saturday, March 03, 2018 05:10:16 Pacific Standard Time

Printed: Saturday, March 03, 2018 05:16:32 Pacific Standard Time

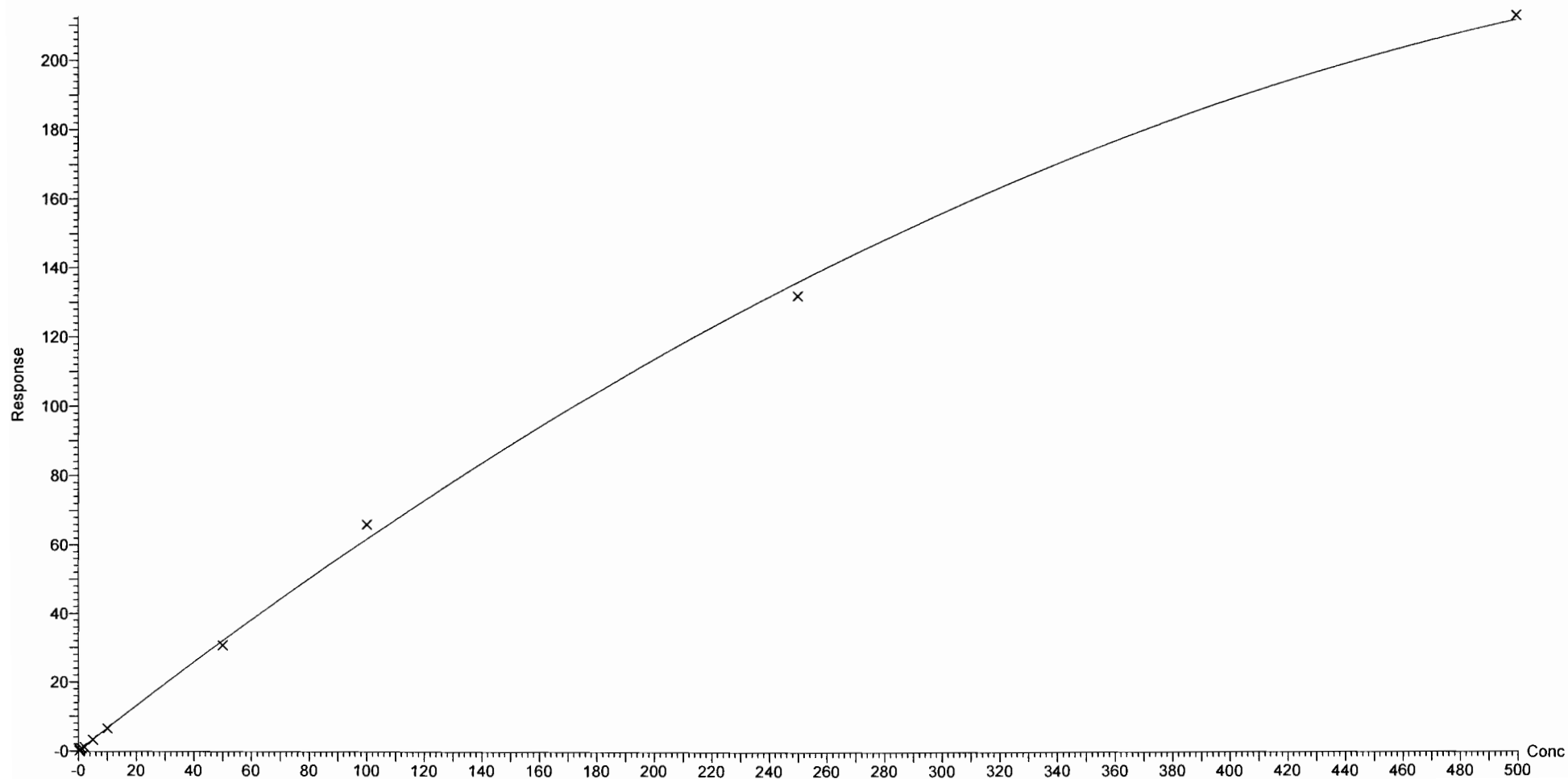
Compound name: PFHxDA

Coefficient of Determination: $R^2 = 0.998566$

Calibration curve: $-0.000485193 * x^2 + 0.665208 * x + 0.0130071$

Response type: Internal Std (Ref 52), Area * (IS Conc. / IS Area)

Curve type: 2nd Order, Origin: Exclude, Weighting: 1/x, Axis trans: None



Dataset: F:\Projects\PFAS.PRO\Results\180301M1\180301M1-CRV.qld

Last Altered: Saturday, March 03, 2018 05:10:16 Pacific Standard Time

Printed: Saturday, March 03, 2018 05:16:32 Pacific Standard Time

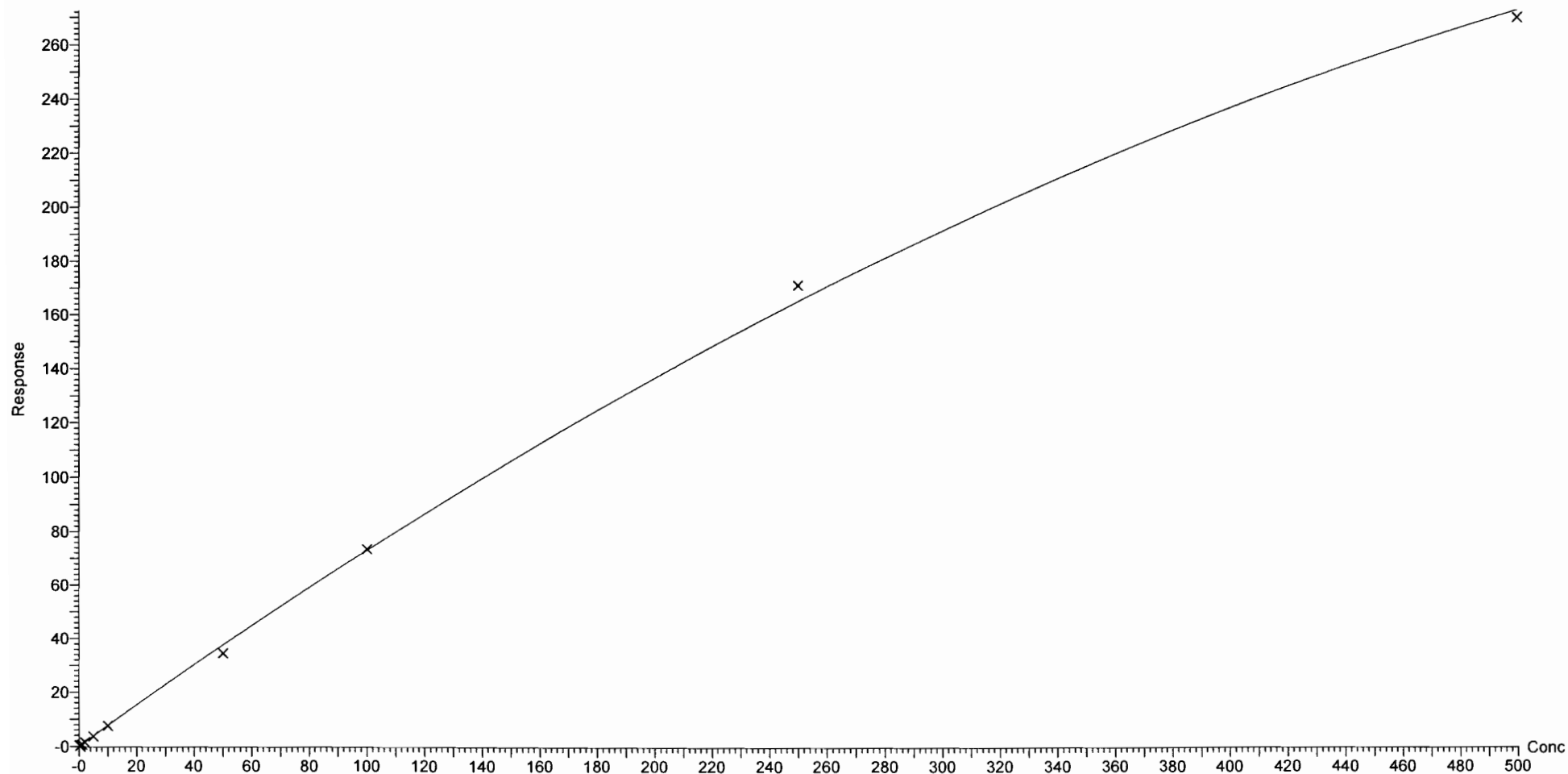
Compound name: PFODA

Coefficient of Determination: $R^2 = 0.998904$

Calibration curve: $-0.0004654 * x^2 + 0.777509 * x - 0.020895$

Response type: Internal Std (Ref 52), Area * (IS Conc. / IS Area)

Curve type: 2nd Order, Origin: Include, Weighting: 1/x, Axis trans: None



Dataset: F:\Projects\PFAS.PRO\Results\180301M1\180301M1-CRV.qld

Last Altered: Saturday, March 03, 2018 05:10:16 Pacific Standard Time

Printed: Saturday, March 03, 2018 05:16:32 Pacific Standard Time

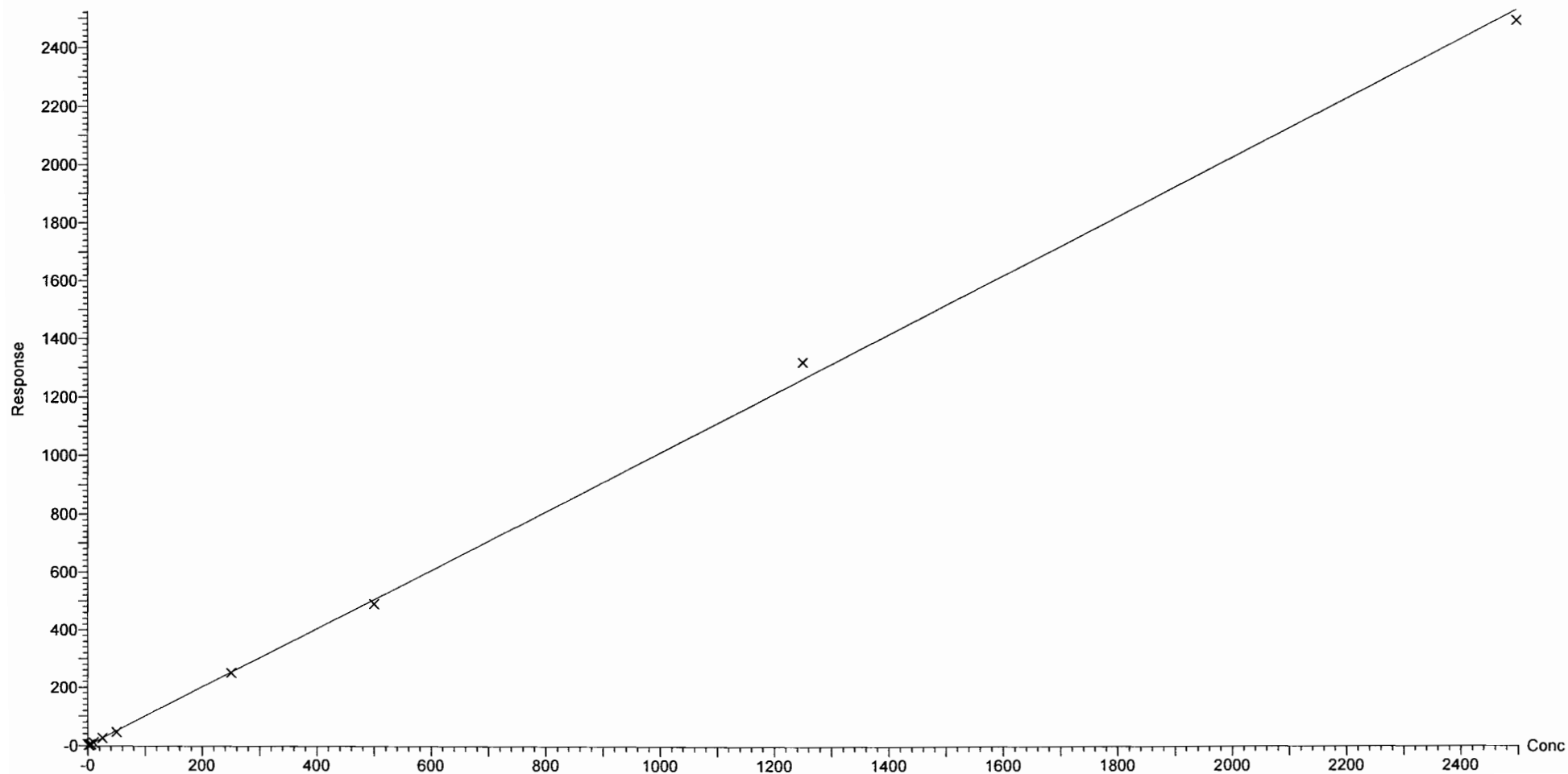
Compound name: N-MeFOSE

Correlation coefficient: $r = 0.999522$, $r^2 = 0.999045$

Calibration curve: $1.0094 * x + 0.120335$

Response type: Internal Std (Ref 53), Area * (IS Conc. / IS Area)

Curve type: Linear, Origin: Exclude, Weighting: 1/x, Axis trans: None



Dataset: F:\Projects\PFAS.PRO\Results\180301M1\180301M1-CRV.qld

Last Altered: Saturday, March 03, 2018 05:10:16 Pacific Standard Time

Printed: Saturday, March 03, 2018 05:16:32 Pacific Standard Time

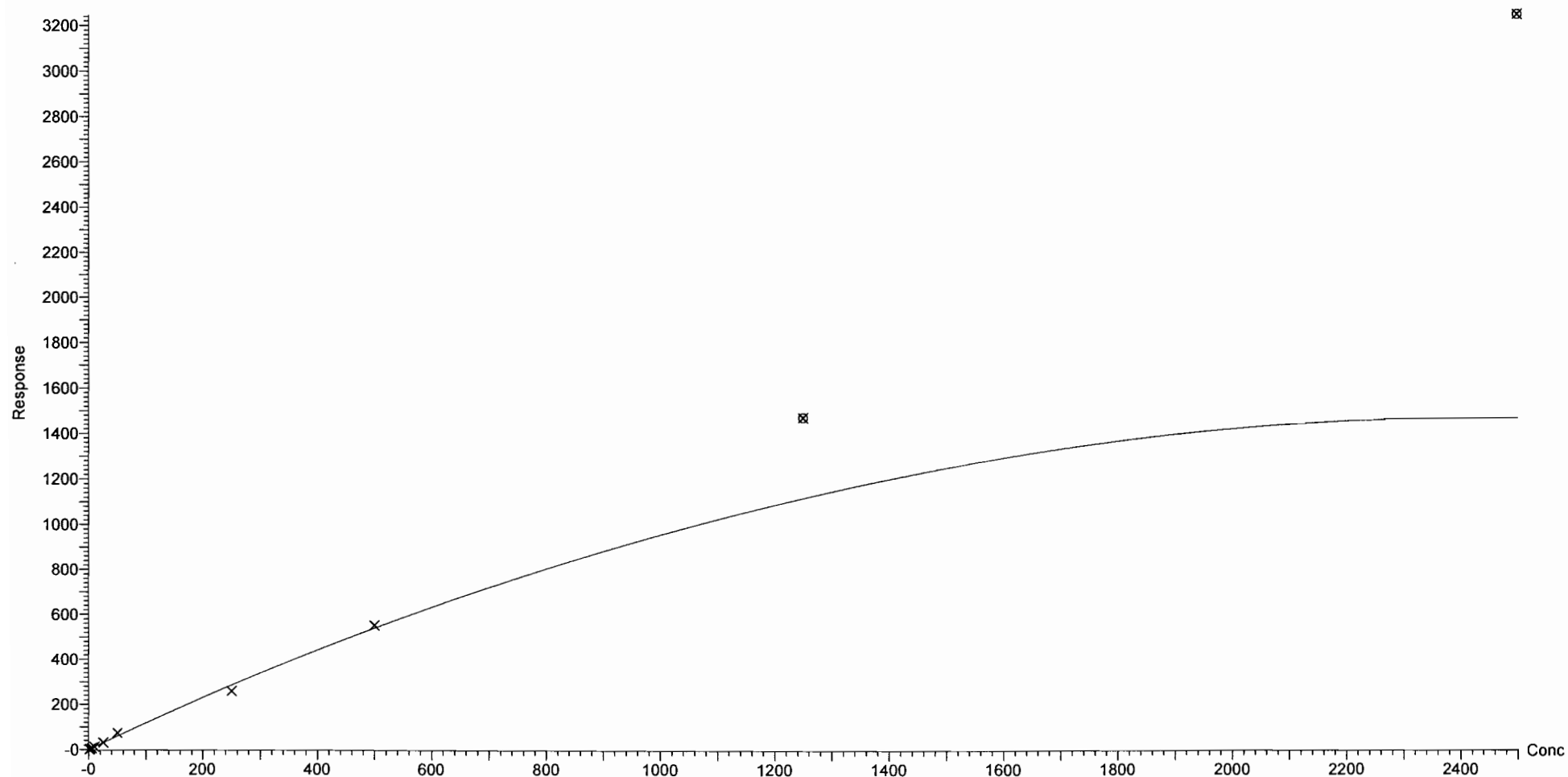
Compound name: N-EtFOSE

Coefficient of Determination: $R^2 = 0.993042$

Calibration curve: $-0.000246473 * x^2 + 1.20272 * x + 0.124292$

Response type: Internal Std (Ref 54), Area * (IS Conc. / IS Area)

Curve type: 2nd Order, Origin: Exclude, Weighting: 1/x, Axis trans: None



Dataset: F:\Projects\PFAS.PRO\Results\180301M1\180301M1-CRV.qld

Last Altered: Saturday, March 03, 2018 04:52:09 Pacific Standard Time

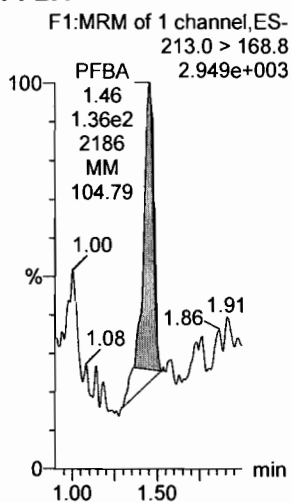
Printed: Saturday, March 03, 2018 04:52:49 Pacific Standard Time

Method: F:\Projects\PFAS.PRO\MethDB\PFAS_FULL_80C_022718.mdb 28 Feb 2018 13:19:45

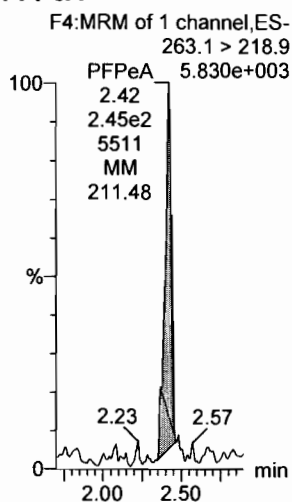
Calibration: 03 Mar 2018 04:52:09

Name: 180301M1_2, Date: 02-Mar-2018, Time: 00:51:52, ID: ST180301M1-1 PFC CS-2 18B2312, Description: PFC CS-2 18B2312

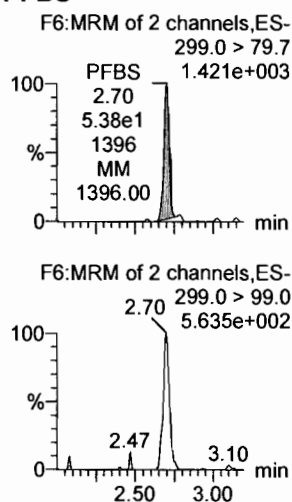
PFBA



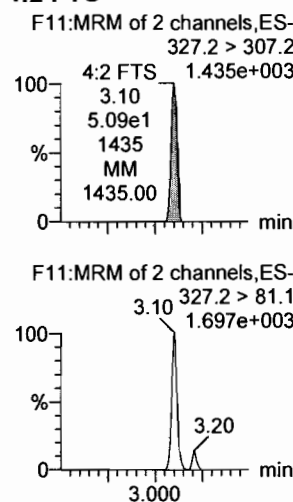
PFPeA



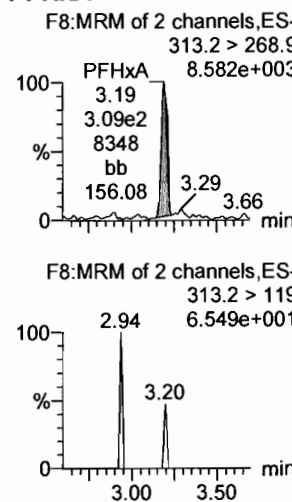
PFBS



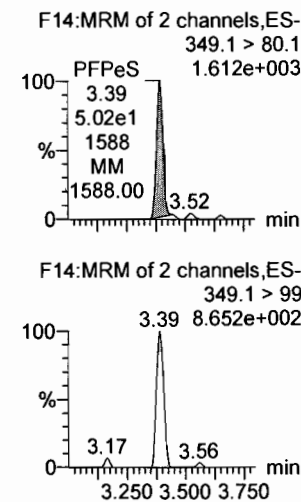
4:2 FTS



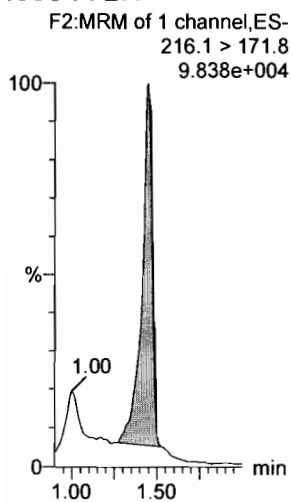
PFHxA



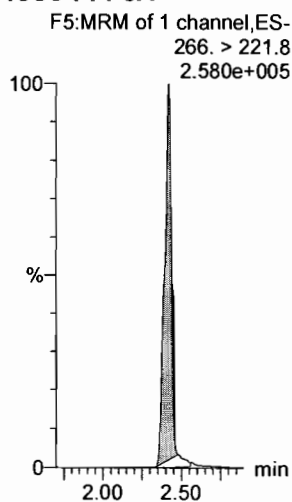
PFPeS



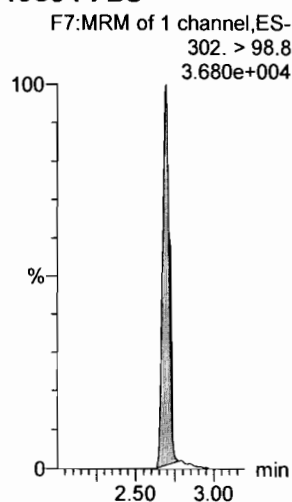
13C3-PFBA



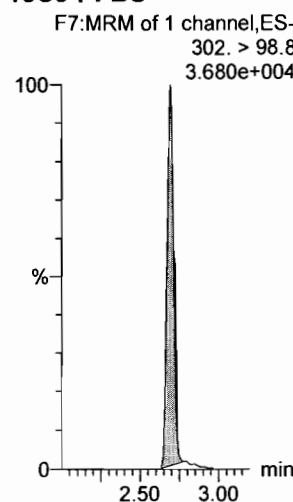
13C3-PFPeA



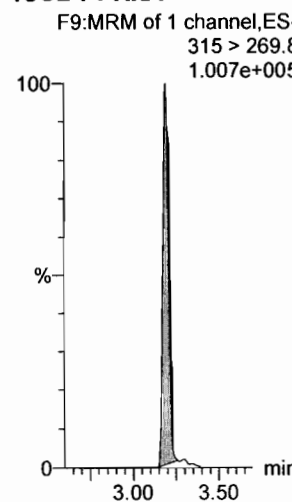
13C3-PFBS



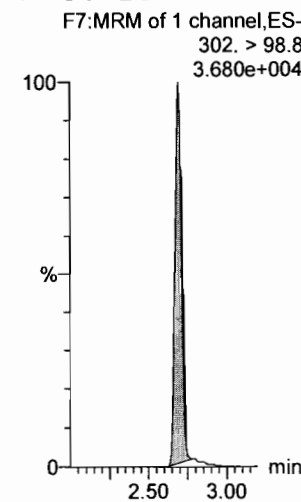
13C3-PFBS



13C2-PFHxA



13C3-PFBS



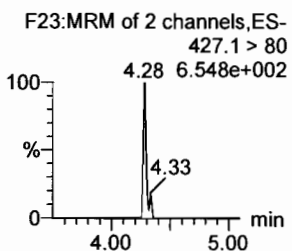
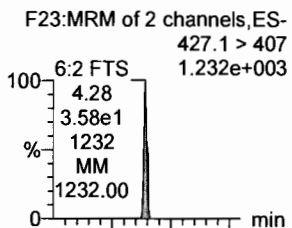
Dataset: F:\Projects\PFAS.PRO\Results\180301M1\180301M1-CRV.qld

Last Altered: Saturday, March 03, 2018 04:52:09 Pacific Standard Time

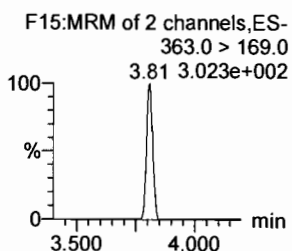
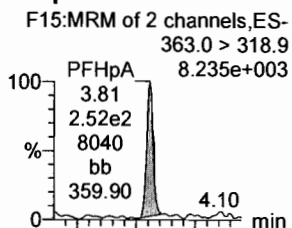
Printed: Saturday, March 03, 2018 04:52:49 Pacific Standard Time

Name: 180301M1_2, Date: 02-Mar-2018, Time: 00:51:52, ID: ST180301M1-1 PFC CS-2 18B2312, Description: PFC CS-2 18B2312

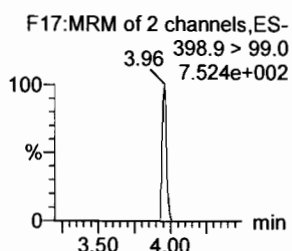

6:2 FTS



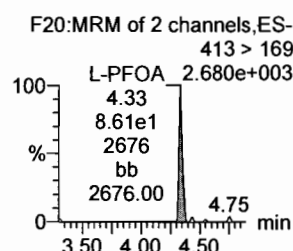
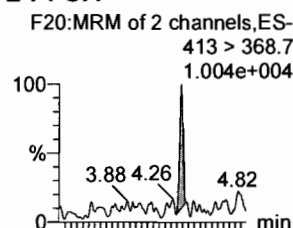
PFHpa



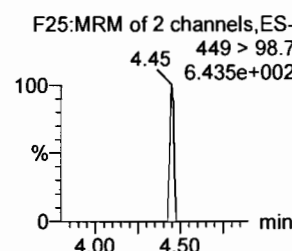
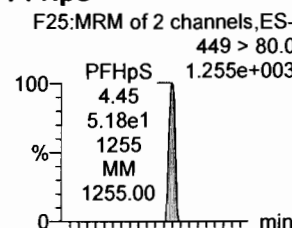
L-PFHxS



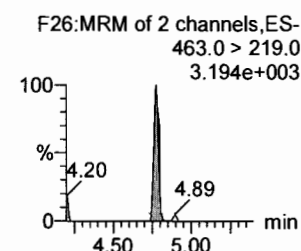
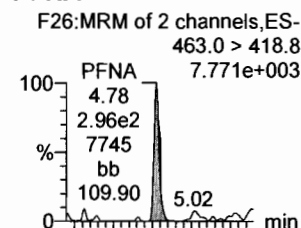
L-PFOA



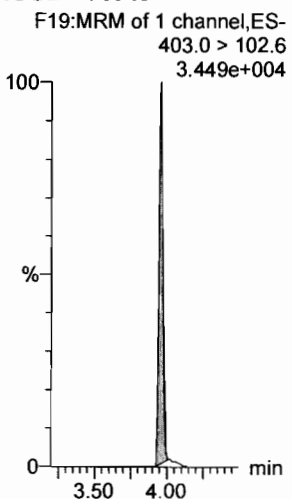
PFHpS



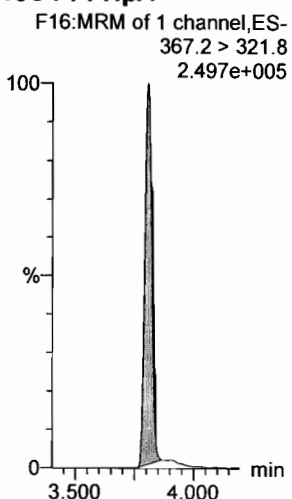
PFNA




18O2-PFHxS



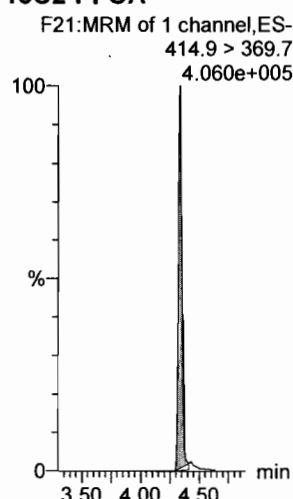
13C4-PFHpa



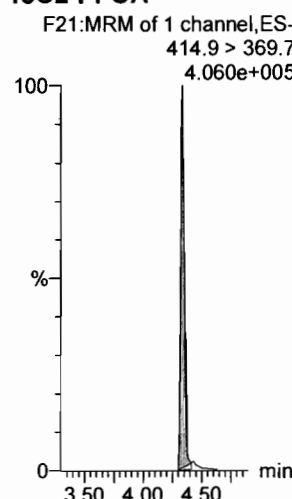
13C2-PFOA



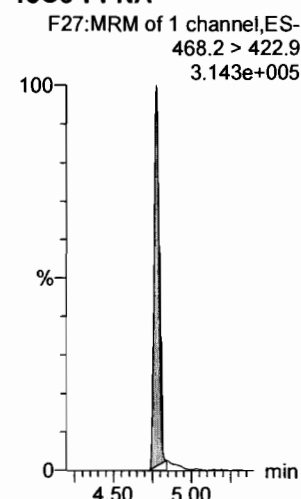
13C2-PFOA



13C2-PFOA



13C5-PFNA



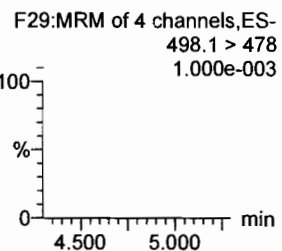
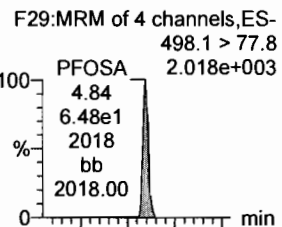
Dataset: F:\Projects\PFAS.PRO\Results\180301M1\180301M1-CRV.qld

Last Altered: Saturday, March 03, 2018 04:52:09 Pacific Standard Time

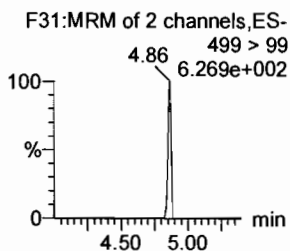
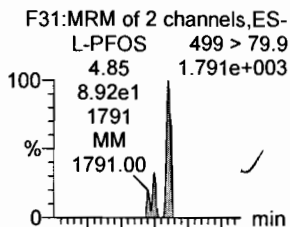
Printed: Saturday, March 03, 2018 04:52:49 Pacific Standard Time

Name: 180301M1_2, Date: 02-Mar-2018, Time: 00:51:52, ID: ST180301M1-1 PFC CS-2 18B2312, Description: PFC CS-2 18B2312

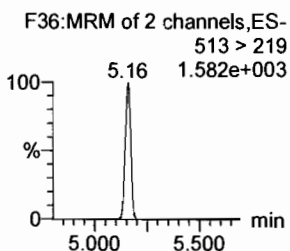
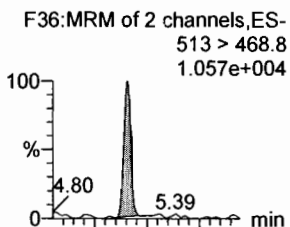
PFOSA



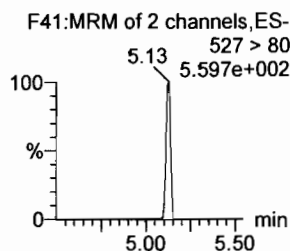
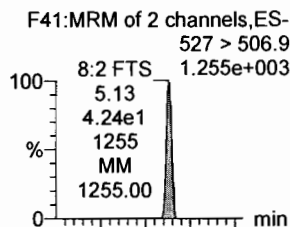
L-PFOS



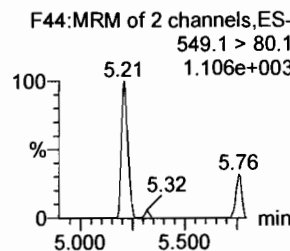
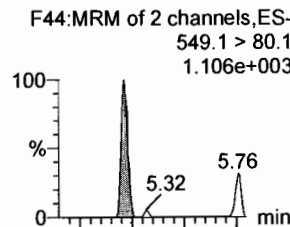
PFDA



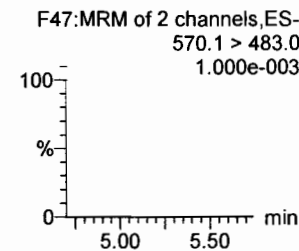
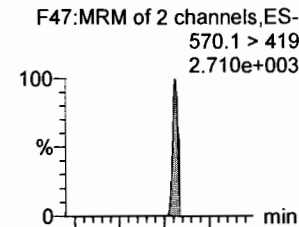
8:2 FTS



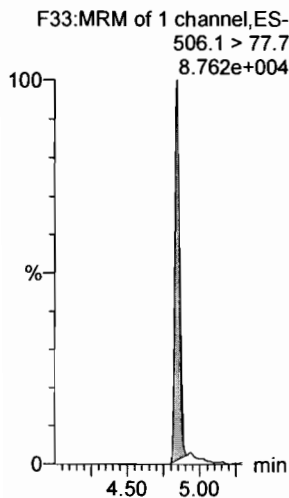
PFNS



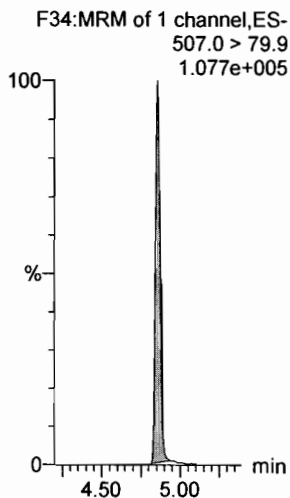
N-MeFOSAA




13C8-PFOSA



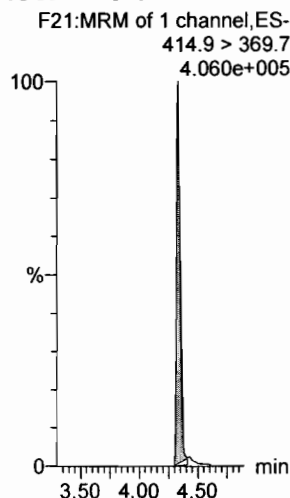
13C8-PFOS



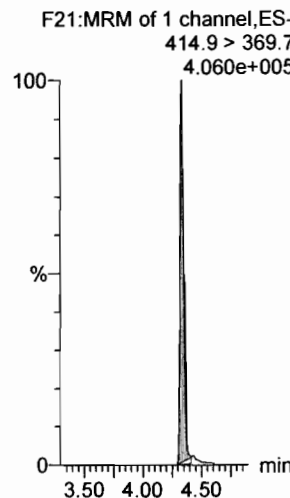
13C2-PFDA



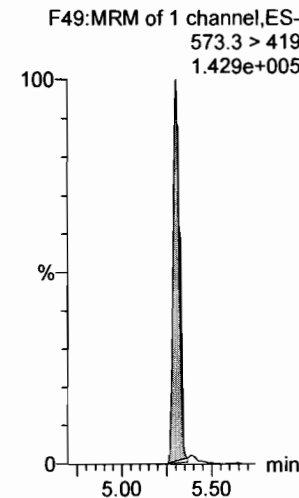
13C2-PFOA



13C2-PFOA



d3-N-MeFOSAA



Dataset: F:\Projects\PFAS.PRO\Results\180301M1\180301M1-CRV.qld

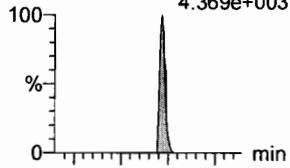
Last Altered: Saturday, March 03, 2018 04:52:09 Pacific Standard Time

Printed: Saturday, March 03, 2018 04:52:49 Pacific Standard Time

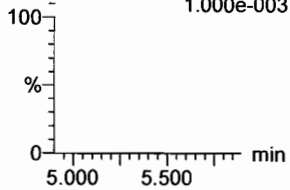
Name: 180301M1_2, Date: 02-Mar-2018, Time: 00:51:52, ID: ST180301M1-1 PFC CS-2 18B2312, Description: PFC CS-2 18B2312

N-EtFOSAA

F50:MRM of 2 channels,ES-
584.2 > 419
4.369e+003

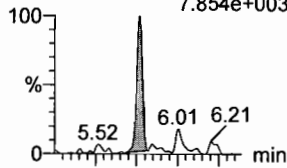


F50:MRM of 2 channels,ES-
584.2 > 483.0
1.000e-003

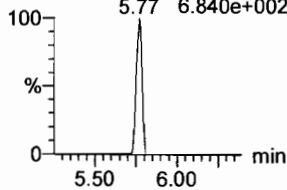


PFDaA

F53:MRM of 4 channels,ES-
612.9 > 569.0
7.854e+003

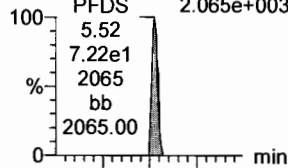


F53:MRM of 4 channels,ES-
612.9 > 318.8
6.840e+002

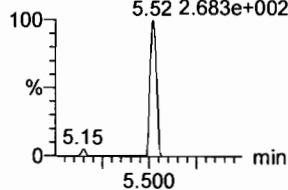


PFDS

F52:MRM of 2 channels,ES-
598.8 > 80
2.065e+003

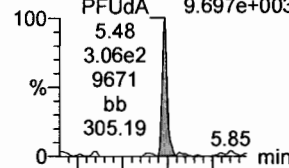


F52:MRM of 2 channels,ES-
598.8 > 98.7
2.683e+002

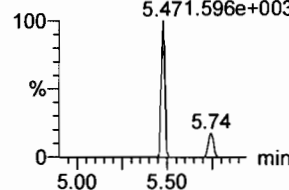


PFUdA

F45:MRM of 2 channels,ES-
563.0 > 518.9
9.697e+003

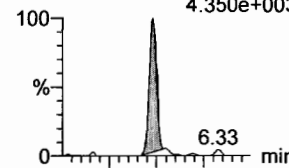


F45:MRM of 2 channels,ES-
563.0 > 269
5.596e+003

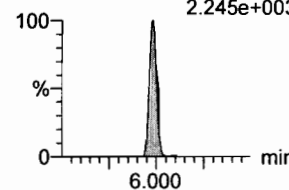


N-MeFOSA

F35:MRM of 2 channels,ES-
512.1 > 168.9
4.350e+003

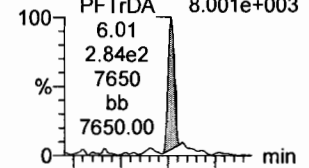


F35:MRM of 2 channels,ES-
512.1 > 219
2.245e+003

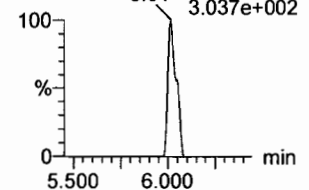


PFTrDA

F59:MRM of 2 channels,ES-
662.9 > 618.9
8.001e+003

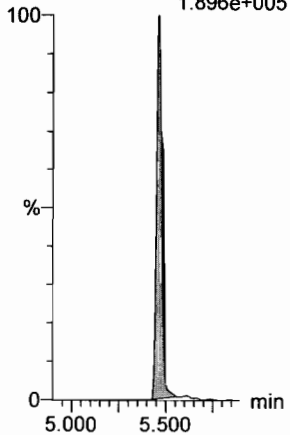


F59:MRM of 2 channels,ES-
662.9 > 319
3.037e+002



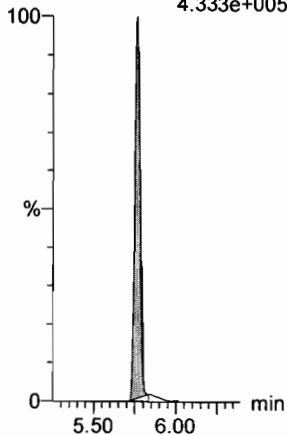
d5-N-EtFOSAA

F51:MRM of 1 channel,ES-
589.3 > 419
1.896e+005



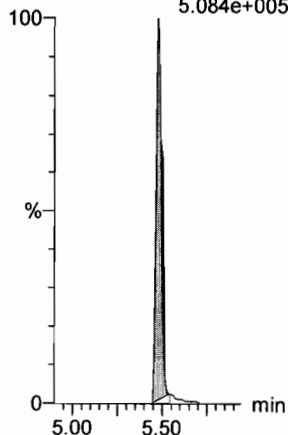
13C2-PFDaA

F54:MRM of 2 channels,ES-
615.0 > 569.7
4.333e+005



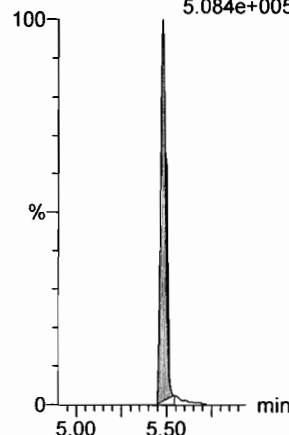
13C2-PFUdA

F46:MRM of 1 channel,ES-
565 > 519.8
5.084e+005



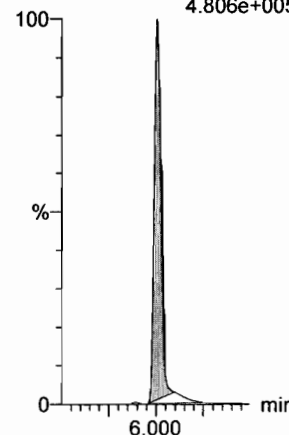
13C2-PFUdA

F46:MRM of 1 channel,ES-
565 > 519.8
5.084e+005



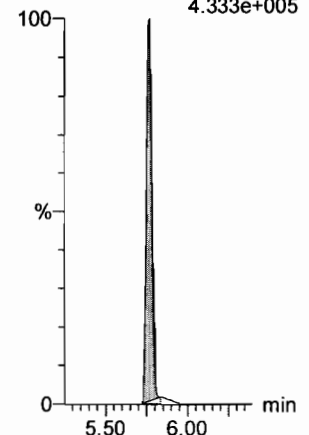
d3-N-MeFOSA

F38:MRM of 1 channel,ES-
515.2 > 168.9
4.806e+005



13C2-PFDaA

F54:MRM of 2 channels,ES-
615.0 > 569.7
4.333e+005



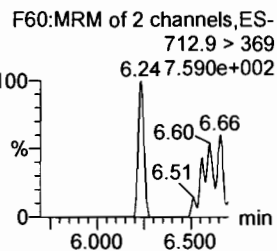
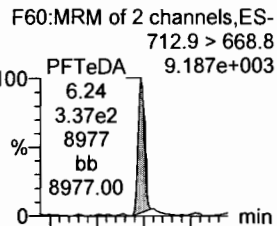
Dataset: F:\Projects\PFAS.PRO\Results\180301M1\180301M1-CRV.qld

Last Altered: Saturday, March 03, 2018 04:52:09 Pacific Standard Time

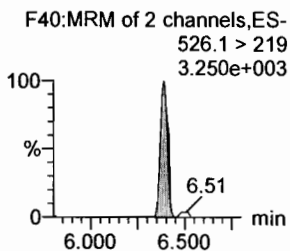
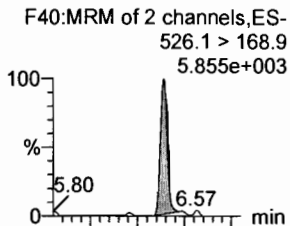
Printed: Saturday, March 03, 2018 04:52:49 Pacific Standard Time

Name: 180301M1_2, Date: 02-Mar-2018, Time: 00:51:52, ID: ST180301M1-1 PFC CS-2 18B2312, Description: PFC CS-2 18B2312

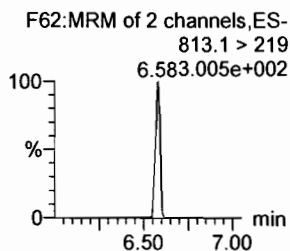
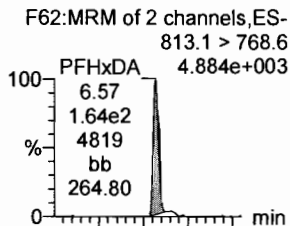
PFTeDA



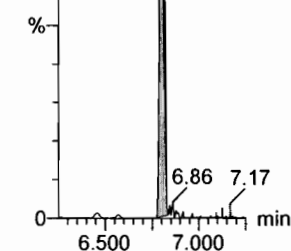

N-EtFOSA



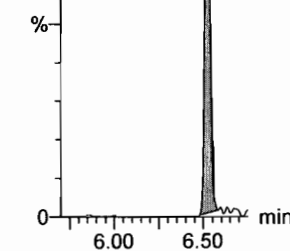
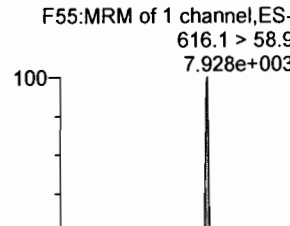
PFHxDA



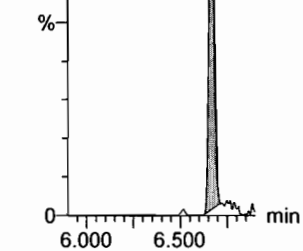
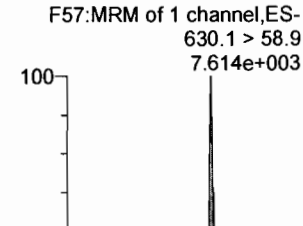
PFODA



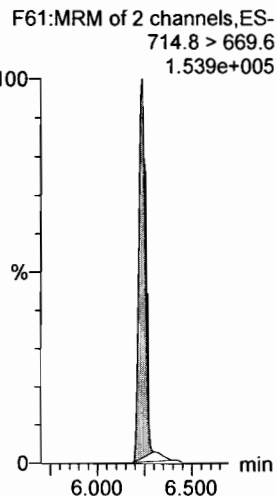
N-MeFOSE



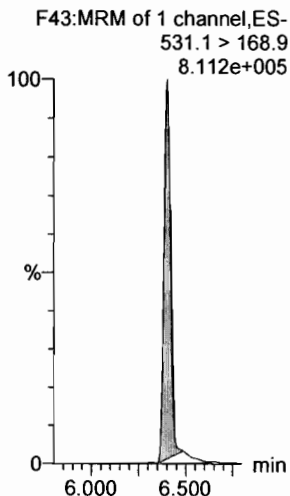
N-EtFOSE



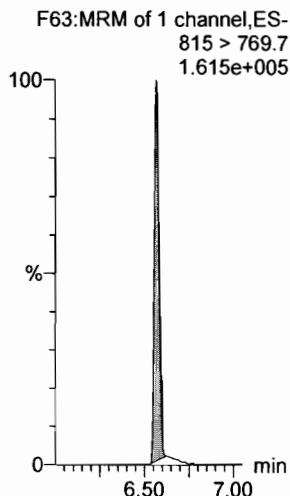
13C2-PFTeDA



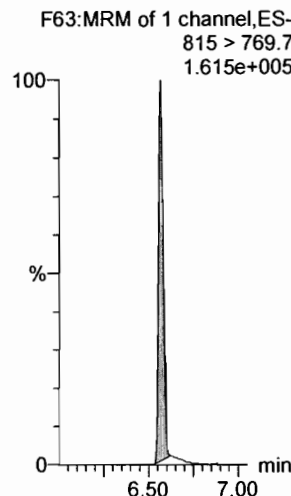
d5-N-ETFOSA



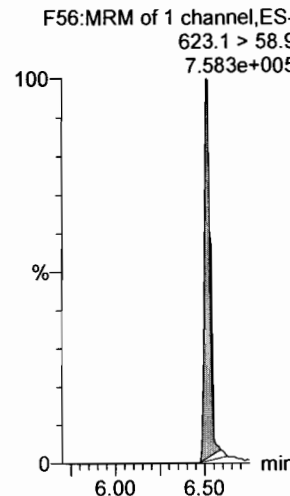
13C2-PFHxDA



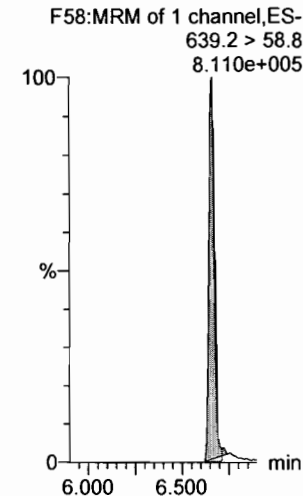
13C2-PFHxDA



d7-N-MeFOSE



d9-N-EtFOSE



Dataset: F:\Projects\PFAS.PRO\Results\180301M1\180301M1-CRV.qld

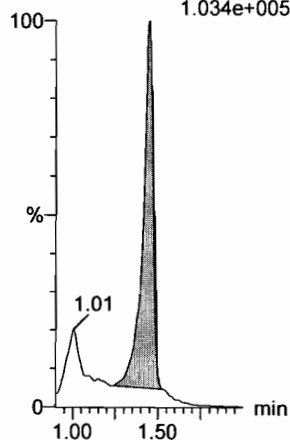
Last Altered: Saturday, March 03, 2018 04:52:09 Pacific Standard Time

Printed: Saturday, March 03, 2018 04:52:49 Pacific Standard Time

Name: 180301M1_2, Date: 02-Mar-2018, Time: 00:51:52, ID: ST180301M1-1 PFC CS-2 18B2312, Description: PFC CS-2 18B2312

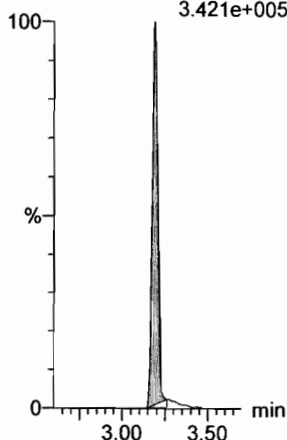
13C4-PFBA

F3:MRM of 1 channel,ES-
217. > 171.8
1.034e+005



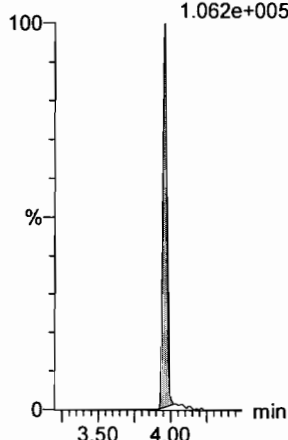
13C5-PFHxA

F10:MRM of 1 channel,ES-
318 > 272.9
3.421e+005



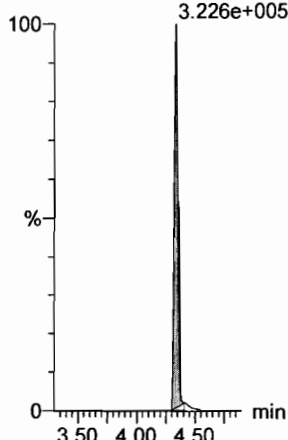
13C3-PFHxS

F18:MRM of 1 channel,ES-
401.9 > 79.9
1.062e+005



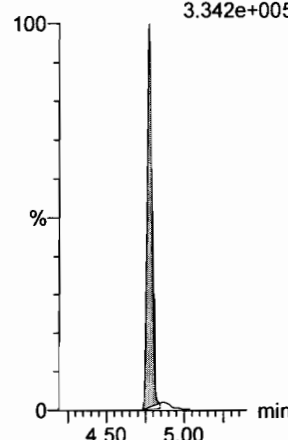
13C8-PFOA

F22:MRM of 1 channel,ES-
421.3 > 376
3.226e+005



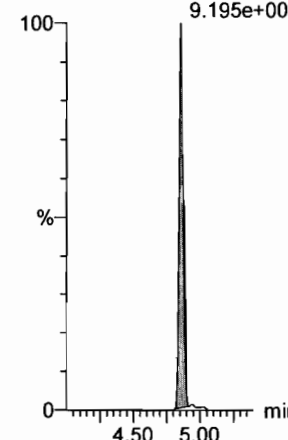
13C9-PFNA

F28:MRM of 1 channel,ES-
472.2 > 426.9
3.342e+005



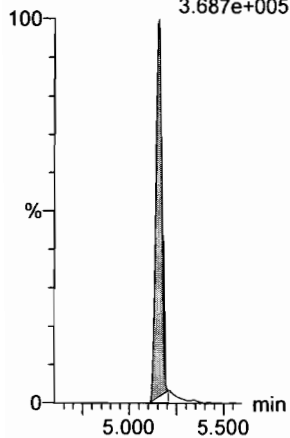
13C4-PFOS

F32:MRM of 1 channel,ES-
503 > 79.9
9.195e+004



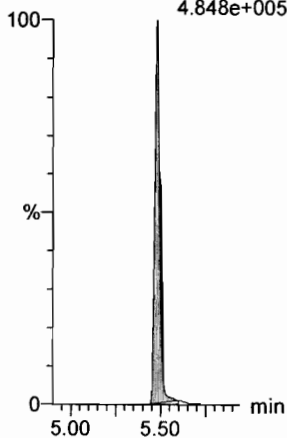
13C6-PFDA

F39:MRM of 1 channel,ES-
519.1 > 473.7
3.687e+005



13C7-PFUdA

F48:MRM of 1 channel,ES-
570.1 > 524.8
4.848e+005



Dataset: F:\Projects\PFAS.PRO\Results\180301M1\180301M1-CRV.qld

Last Altered: Saturday, March 03, 2018 04:53:40 Pacific Standard Time

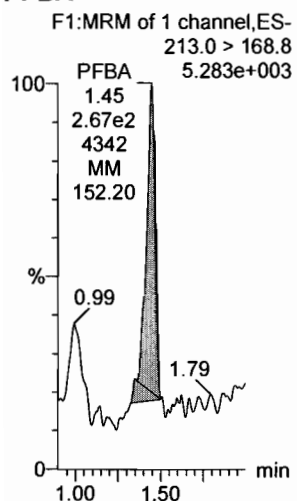
Printed: Saturday, March 03, 2018 04:54:03 Pacific Standard Time

Method: F:\Projects\PFAS.PRO\MethDB\PFAS_FULL_80C_022718.mdb 28 Feb 2018 13:19:45

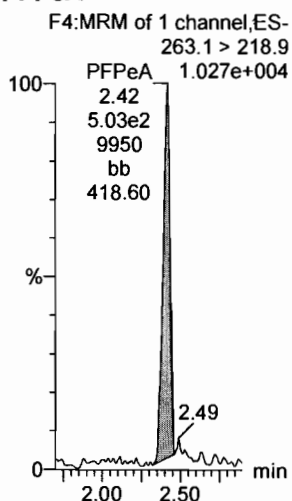
Calibration: 03 Mar 2018 04:53:40

Name: 180301M1_3, Date: 02-Mar-2018, Time: 01:03:19, ID: ST180301M1-2 PFC CS-1 18B2313, Description: PFC CS-1 18B2313

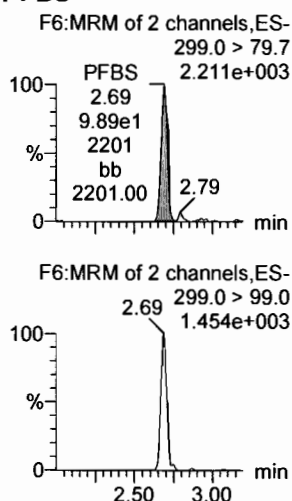
PFBA



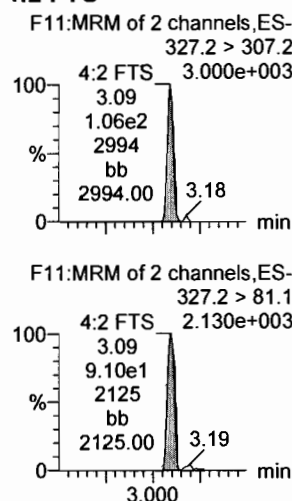
PFPeA



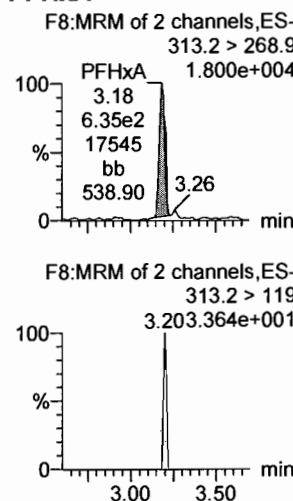
PFBS



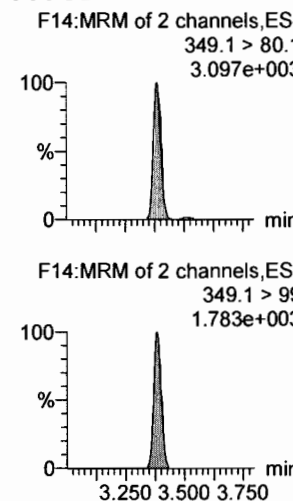
4:2 FTS



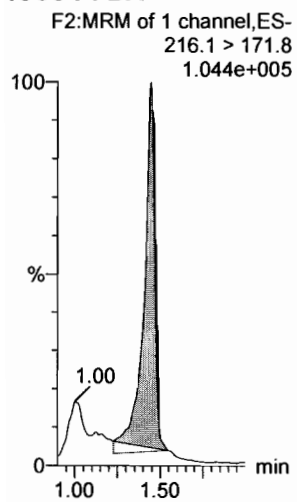
PFHxA



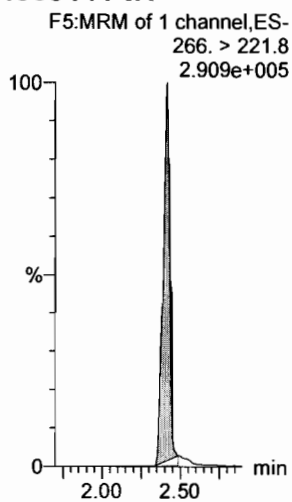
PFPeS



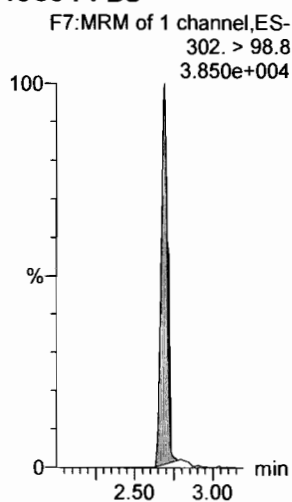
13C3-PFBA



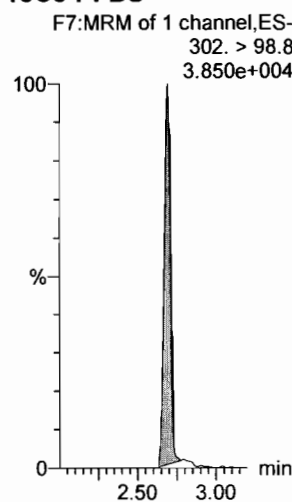
13C3-PFPeA




13C3-PFBS



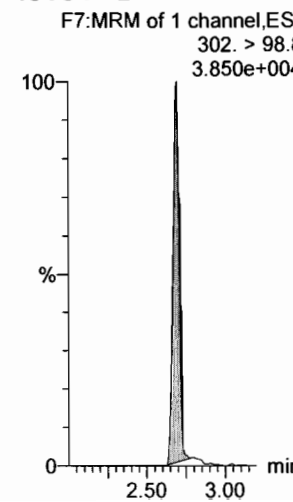
13C3-PFBS



13C2-PFHxA



13C3-PFBS



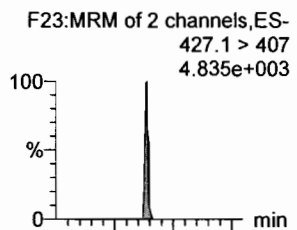
Dataset: F:\Projects\PFAS.PRO\Results\180301M1\180301M1-CRV.qld

Last Altered: Saturday, March 03, 2018 04:53:40 Pacific Standard Time

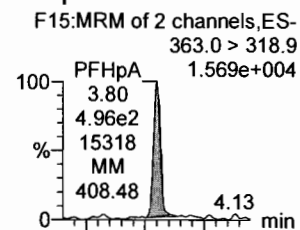
Printed: Saturday, March 03, 2018 04:54:03 Pacific Standard Time

Name: 180301M1_3, Date: 02-Mar-2018, Time: 01:03:19, ID: ST180301M1-2 PFC CS-1 18B2313, Description: PFC CS-1 18B2313

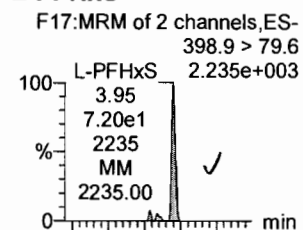
6:2 FTS



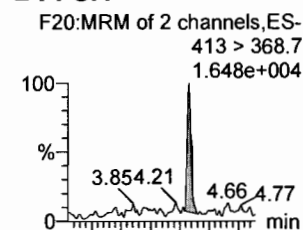
PFHpA



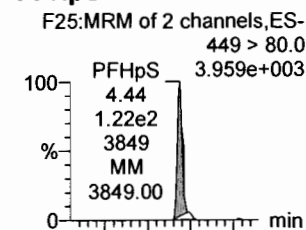
L-PFHxS



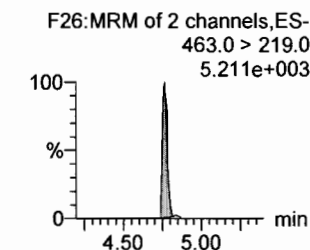
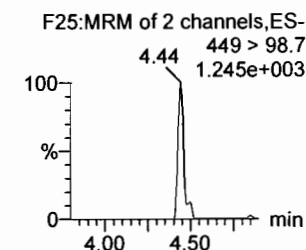
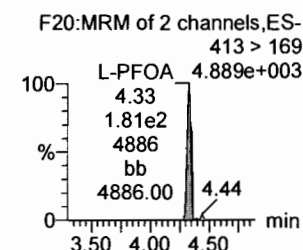
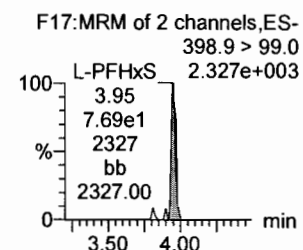
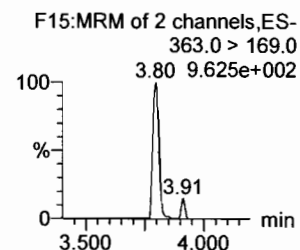
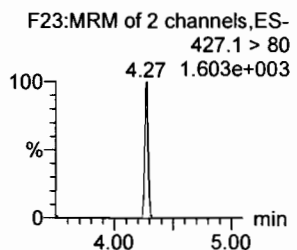
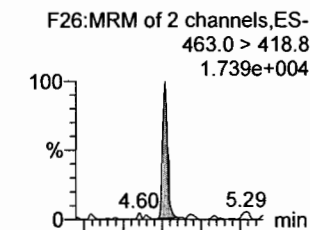
L-PFOA




PFHpS



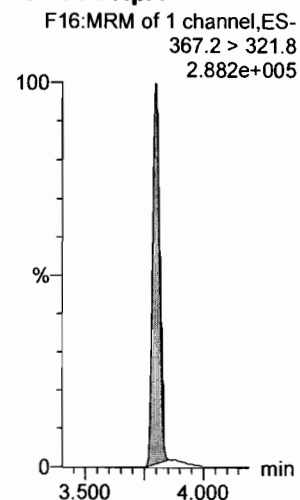
PFNA




1802-PFHxS




13C4-PFHpA



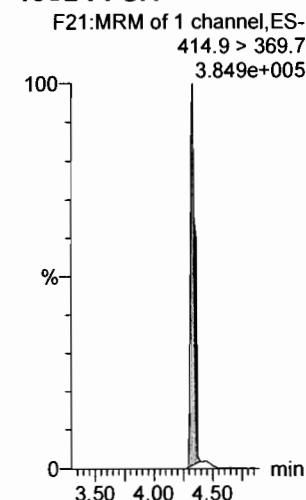
13C2-PFOA



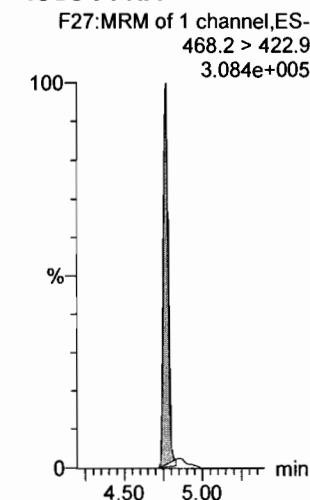
13C2-PFOA



13C2-PFOA



13C5-PFNA



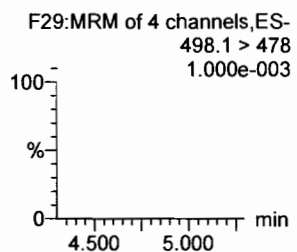
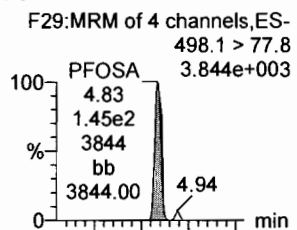
Dataset: F:\Projects\PFAS.PRO\Results\180301M1\180301M1-CRV.qld

Last Altered: Saturday, March 03, 2018 04:53:40 Pacific Standard Time

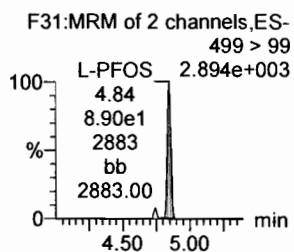
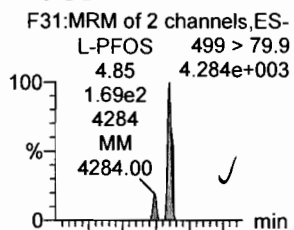
Printed: Saturday, March 03, 2018 04:54:03 Pacific Standard Time

Name: 180301M1_3, Date: 02-Mar-2018, Time: 01:03:19, ID: ST180301M1-2 PFC CS-1 18B2313, Description: PFC CS-1 18B2313

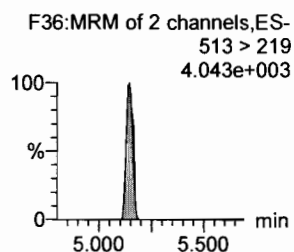
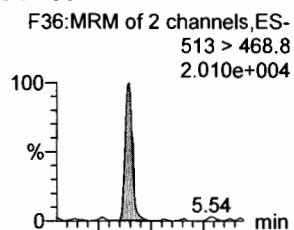
PFOSA



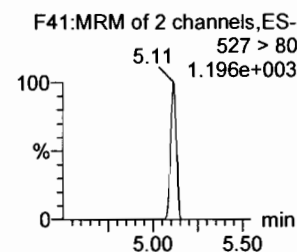
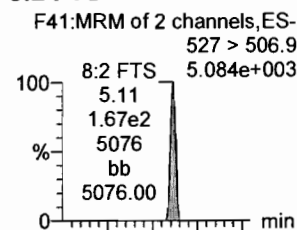
L-PFOS



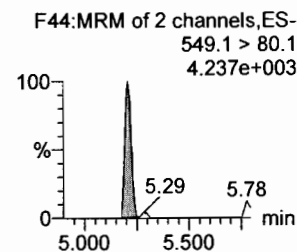
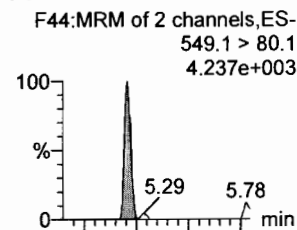
PFDA



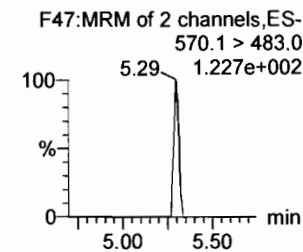
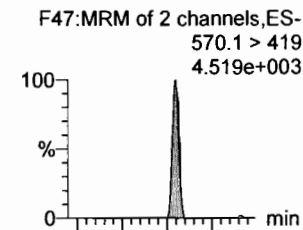
8:2 FTS




PFNS




N-MeFOSAA



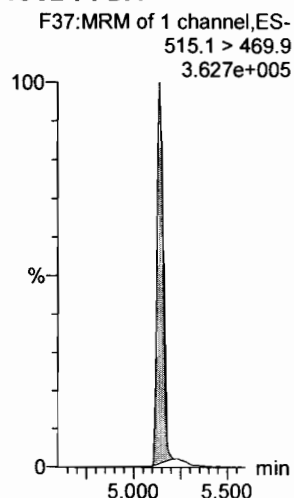
13C8-PFOSA



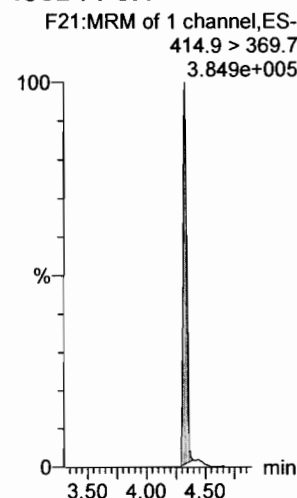
13C8-PFOS



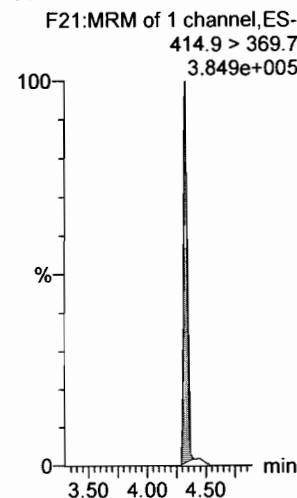
13C2-PFDA



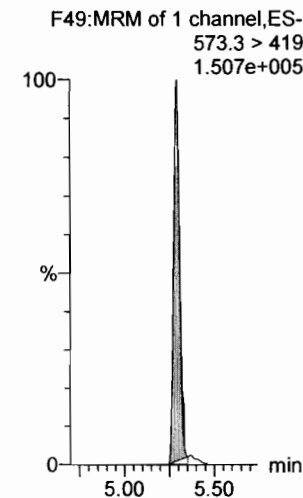
13C2-PFOA



13C2-PFOA



d3-N-MeFOSAA



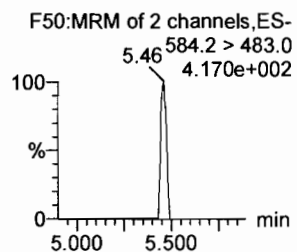
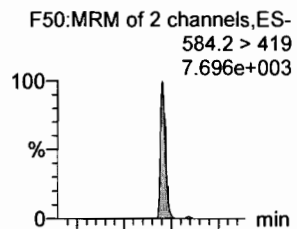
Dataset: F:\Projects\PFAS.PRO\Results\180301M1\180301M1-CRV.qld

Last Altered: Saturday, March 03, 2018 04:53:40 Pacific Standard Time

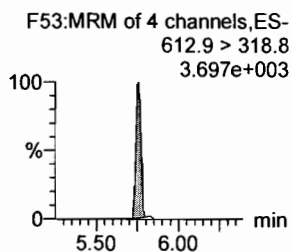
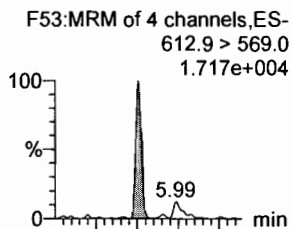
Printed: Saturday, March 03, 2018 04:54:03 Pacific Standard Time

Name: 180301M1_3, Date: 02-Mar-2018, Time: 01:03:19, ID: ST180301M1-2 PFC CS-1 18B2313, Description: PFC CS-1 18B2313

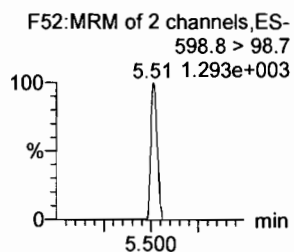
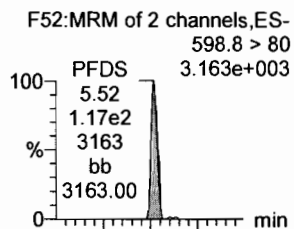
N-EtFOSAA



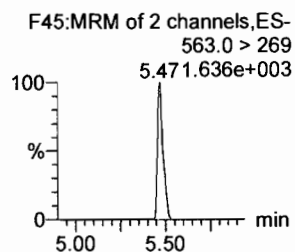
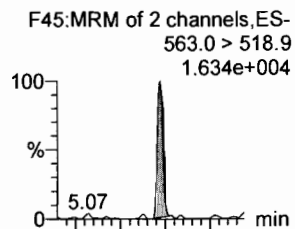
PFDaA



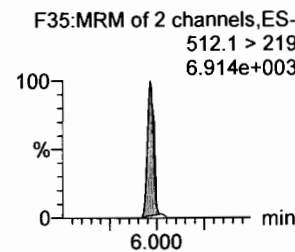
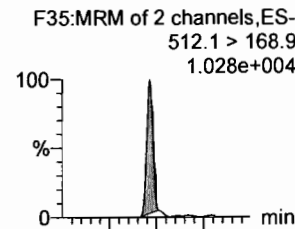
PFDS



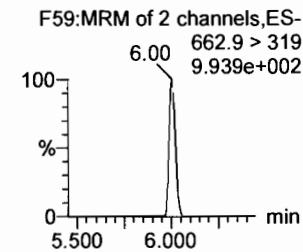
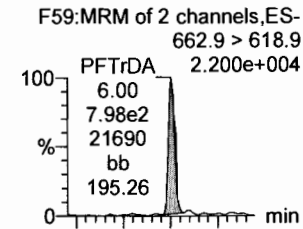
PFUdA



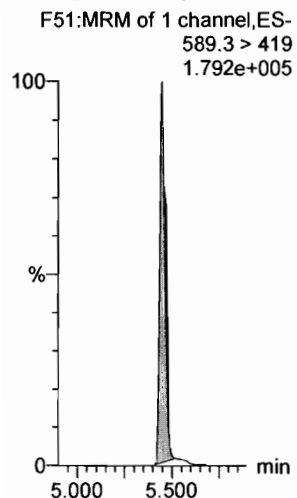
N-MeFOSA



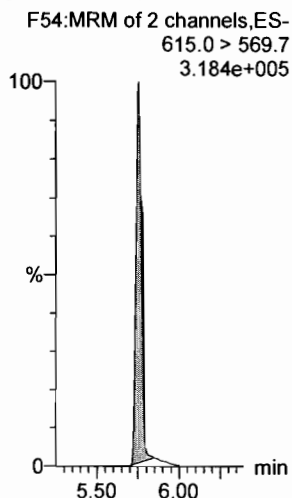
PFTrDA



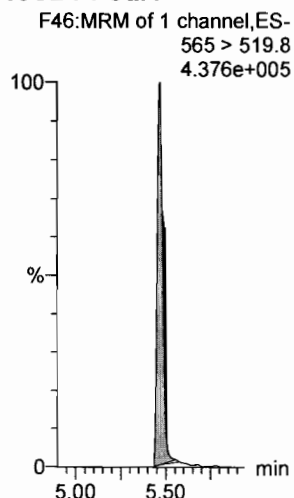
d3-N-EtFOSAA



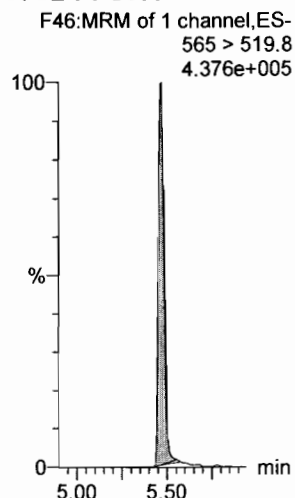
13C2-PFDaA



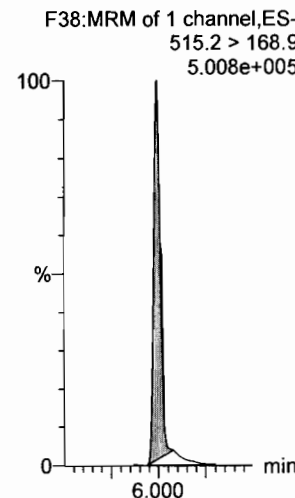
13C2-PFUdA



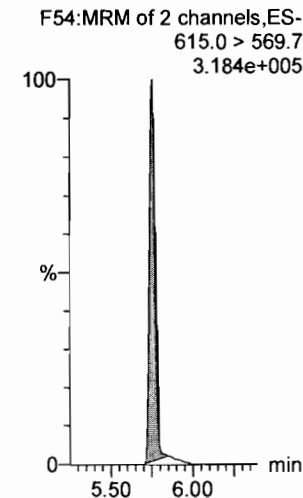
13C2-PFUdA



d3-N-MeFOSA



13C2-PFDaA



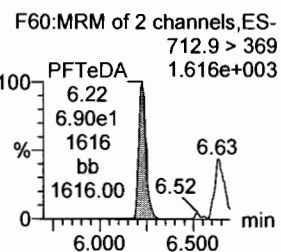
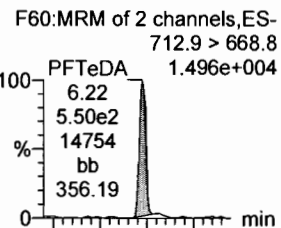
Dataset: F:\Projects\PFAS.PRO\Results\180301M1\180301M1-CRV.qld

Last Altered: Saturday, March 03, 2018 04:53:40 Pacific Standard Time

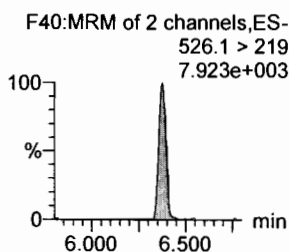
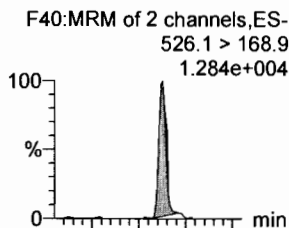
Printed: Saturday, March 03, 2018 04:54:03 Pacific Standard Time

Name: 180301M1_3, Date: 02-Mar-2018, Time: 01:03:19, ID: ST180301M1-2 PFC CS-1 18B2313, Description: PFC CS-1 18B2313

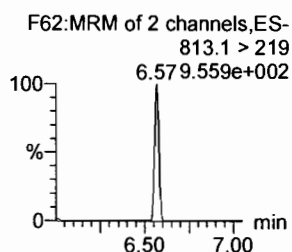
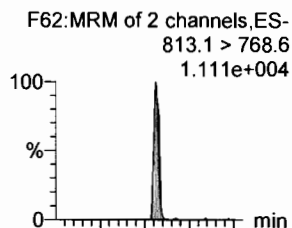
PFTeDA



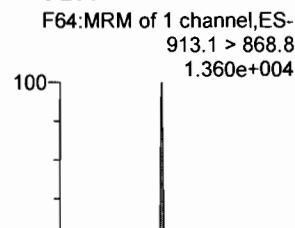
N-EtFOSA



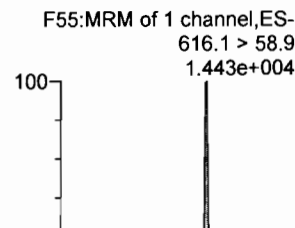
PFHxDA




PFODA



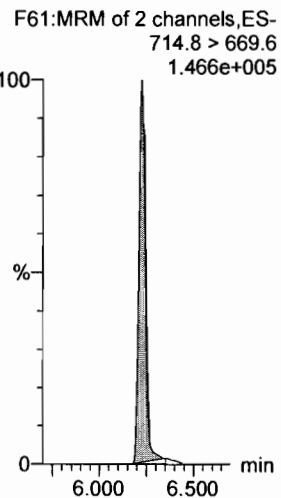
N-MeFOSE



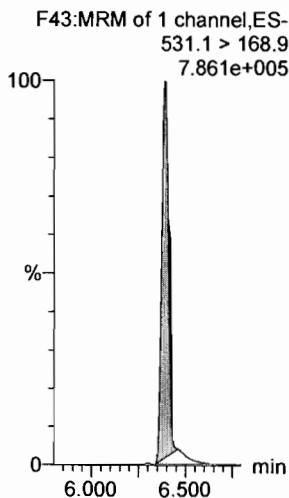
N-EtFOSE



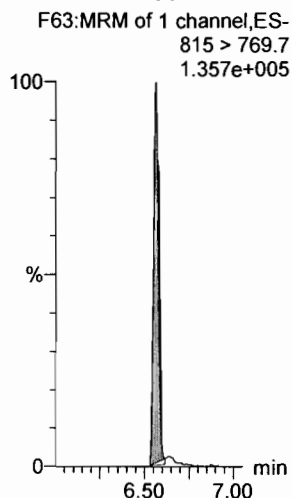
13C2-PFTeDA



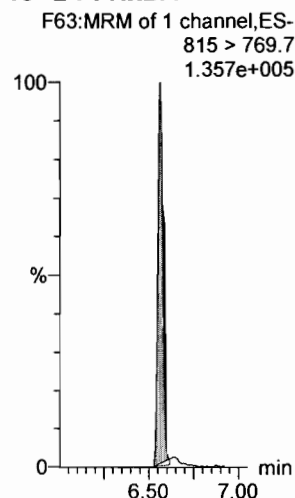
d5-N-ETFOSA



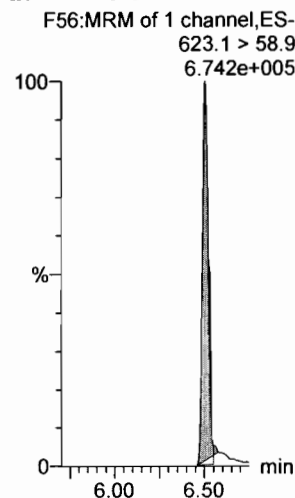
13C2-PFHxDA



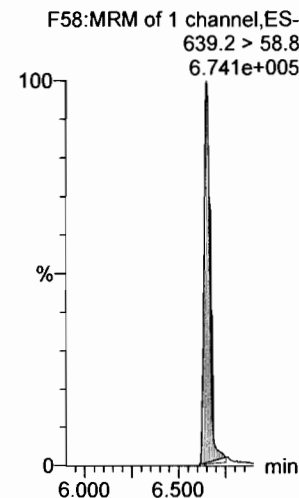
13C2-PFHxDA



d7-N-MeFOSE



d9-N-EtFOSE



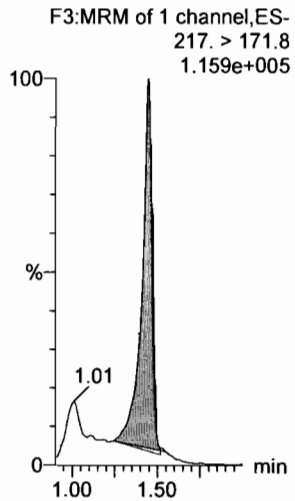
Dataset: F:\Projects\PFAS.PRO\Results\180301M1\180301M1-CRV.qld

Last Altered: Saturday, March 03, 2018 04:53:40 Pacific Standard Time

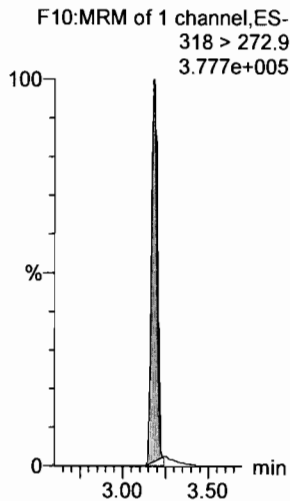
Printed: Saturday, March 03, 2018 04:54:03 Pacific Standard Time

Name: 180301M1_3, Date: 02-Mar-2018, Time: 01:03:19, ID: ST180301M1-2 PFC CS-1 18B2313, Description: PFC CS-1 18B2313

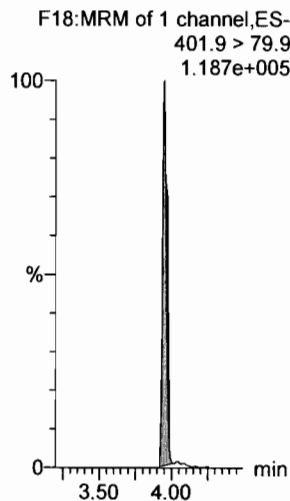
13C4-PFBA



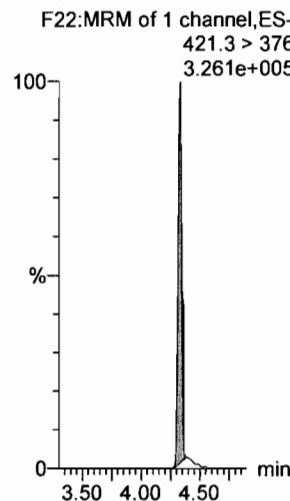
13C5-PFHxA



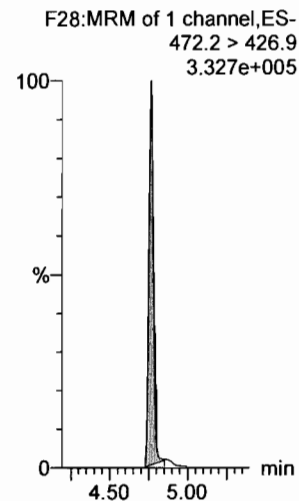
13C3-PFHxS



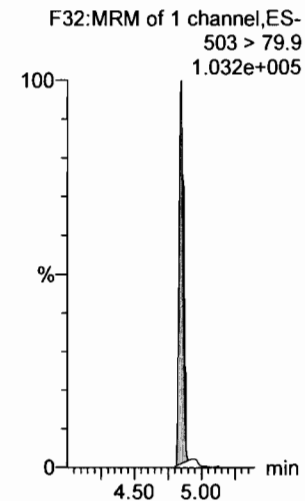
13C8-PFOA



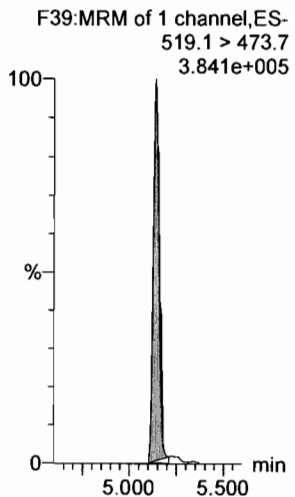
13C9-PFNA



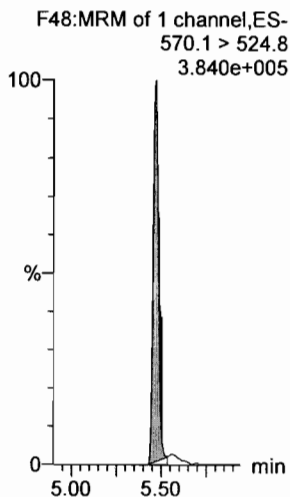
13C4-PFOS



13C6-PFDA



13C7-PFUdA



Dataset: F:\Projects\PFAS.PRO\Results\180301M1\180301M1-CRV.qld

Last Altered: Saturday, March 03, 2018 04:55:45 Pacific Standard Time


Printed: Saturday, March 03, 2018 04:55:51 Pacific Standard Time

Method: F:\Projects\PFAS.PRO\MethDB\PFAS_FULL_80C_022718.mdb 28 Feb 2018 13:19:45

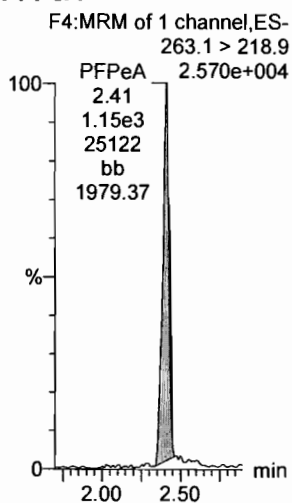
Calibration: 03 Mar 2018 04:55:45

Name: 180301M1_4, Date: 02-Mar-2018, Time: 01:14:50, ID: ST180301M1-3 PFC CS0 18B2314, Description: PFC CS0 18B2314

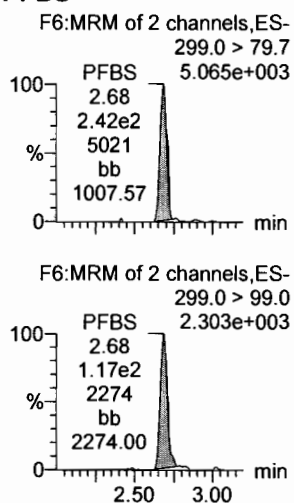
PFBA



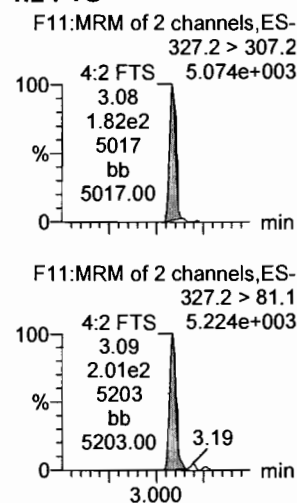
PFPeA



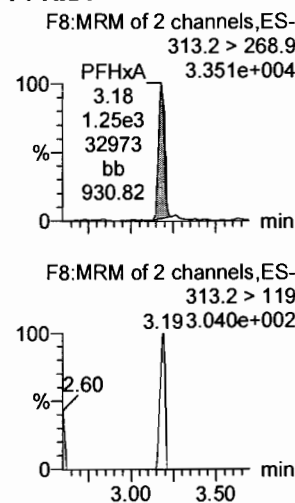
PFBS



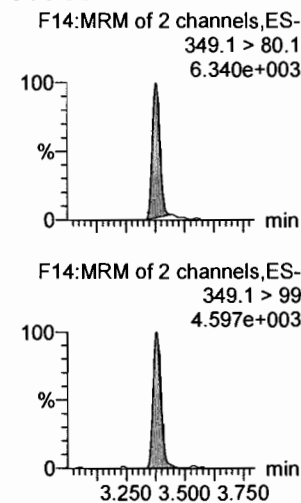
4:2 FTS



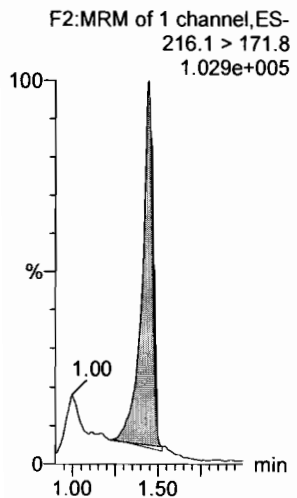
PFHxA



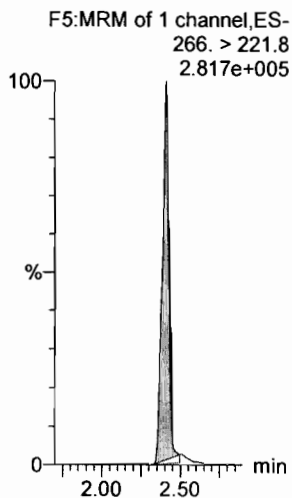
PFPeS



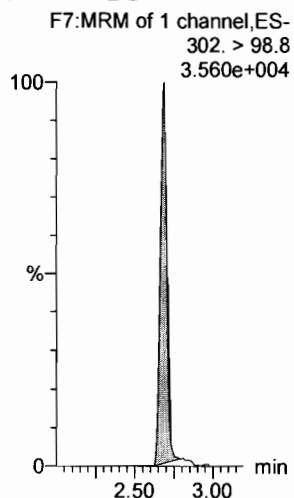
13C3-PFBA



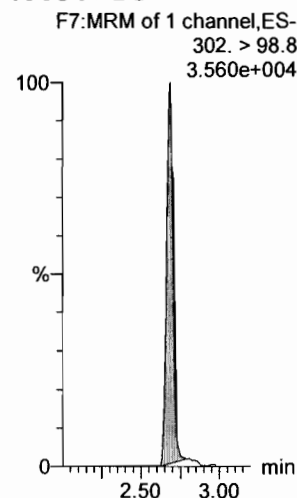
13C3-PFPeA



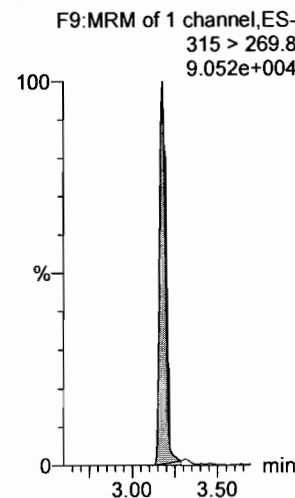
13C3-PFBS



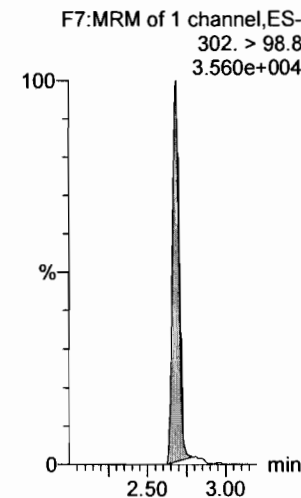
13C3-PFBS



13C2-PFHxA



13C3-PFBS



Dataset: F:\Projects\PFAS.PRO\Results\180301M1\180301M1-CRV.qld

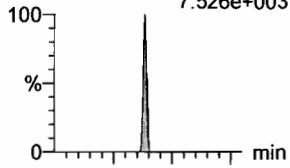
Last Altered: Saturday, March 03, 2018 04:55:45 Pacific Standard Time

Printed: Saturday, March 03, 2018 04:55:51 Pacific Standard Time

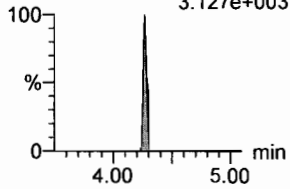
Name: 180301M1_4, Date: 02-Mar-2018, Time: 01:14:50, ID: ST180301M1-3 PFC CS0 18B2314, Description: PFC CS0 18B2314

6:2 FTS

F23:MRM of 2 channels,ES-
427.1 > 407
7.526e+003

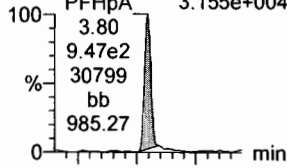


F23:MRM of 2 channels,ES-
427.1 > 80
3.127e+003

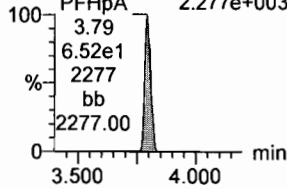


PFHpA

F15:MRM of 2 channels,ES-
363.0 > 318.9
3.155e+004

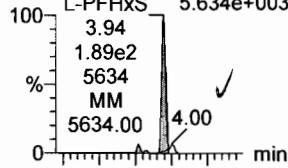


F15:MRM of 2 channels,ES-
363.0 > 169.0
2.277e+003

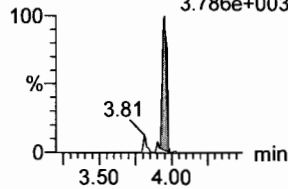


L-PFHxS

F17:MRM of 2 channels,ES-
398.9 > 79.6
5.634e+003

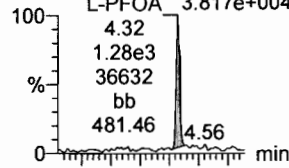


F17:MRM of 2 channels,ES-
398.9 > 99.0
3.786e+003

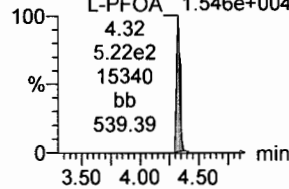


L-PFOA

F20:MRM of 2 channels,ES-
413 > 368.7
3.817e+004

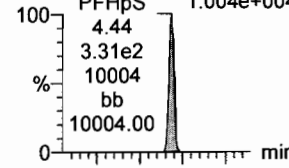


F20:MRM of 2 channels,ES-
413 > 169
1.546e+004

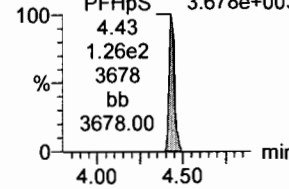


PFHpS

F25:MRM of 2 channels,ES-
449 > 80.0
1.004e+004

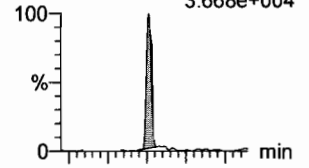


F25:MRM of 2 channels,ES-
449 > 98.7
3.678e+003

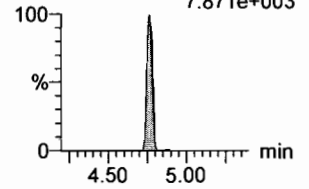


PFNA

F26:MRM of 2 channels,ES-
463.0 > 418.8
3.668e+004

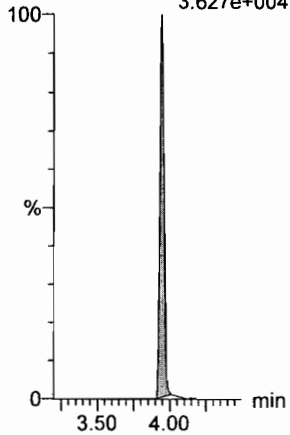


F26:MRM of 2 channels,ES-
463.0 > 219.0
7.871e+003



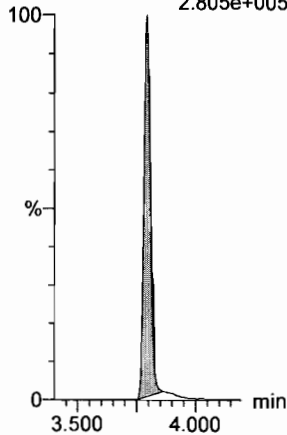
18O2-PFHxS

F19:MRM of 1 channel,ES-
403.0 > 102.6
3.627e+004



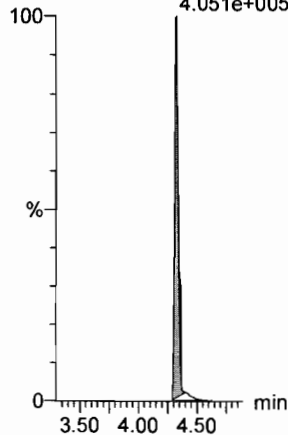
13C4-PFHpA

F16:MRM of 1 channel,ES-
367.2 > 321.8
2.805e+005



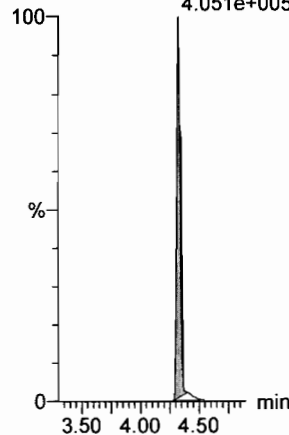
13C2-PFOA

F21:MRM of 1 channel,ES-
414.9 > 369.7
4.051e+005



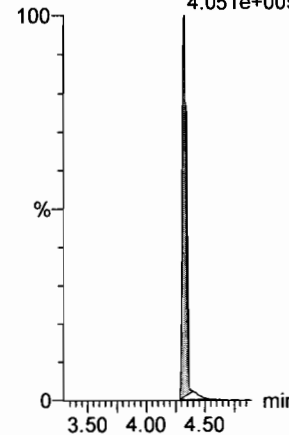
13C2-PFOA

F21:MRM of 1 channel,ES-
414.9 > 369.7
4.051e+005



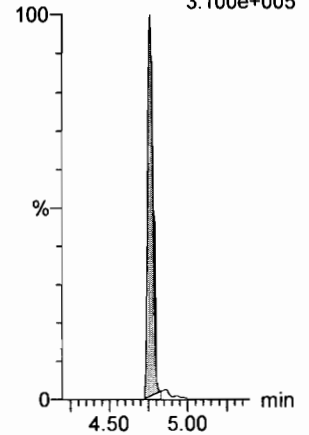
13C2-PFOA

F21:MRM of 1 channel,ES-
414.9 > 369.7
4.051e+005



13C5-PFNA

F27:MRM of 1 channel,ES-
468.2 > 422.9
3.100e+005



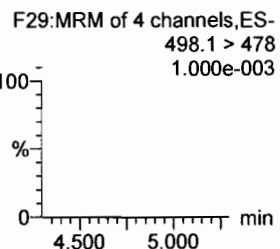
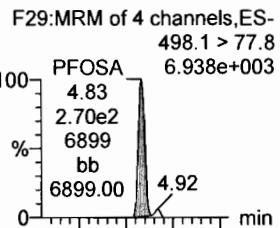
Dataset: F:\Projects\PFAS.PRO\Results\180301M1\180301M1-CRV.qld

Last Altered: Saturday, March 03, 2018 04:55:45 Pacific Standard Time

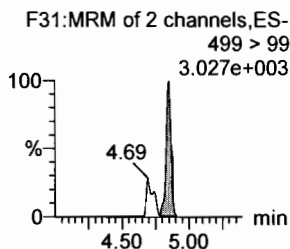
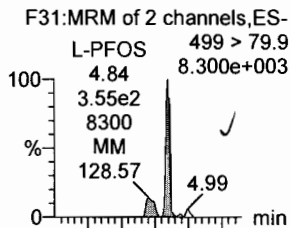
Printed: Saturday, March 03, 2018 04:55:51 Pacific Standard Time

Name: 180301M1_4, Date: 02-Mar-2018, Time: 01:14:50, ID: ST180301M1-3 PFC CS0 18B2314, Description: PFC CS0 18B2314

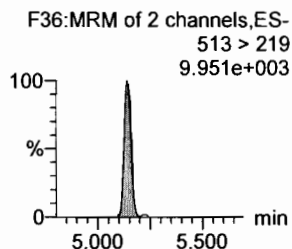
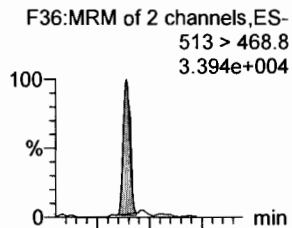
PFOSA



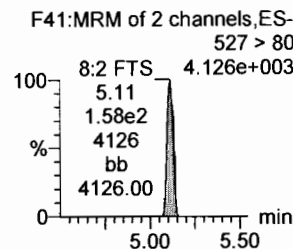
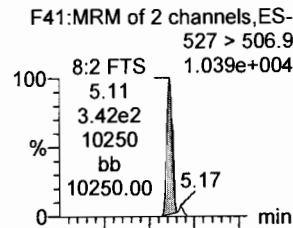
L-PFOS



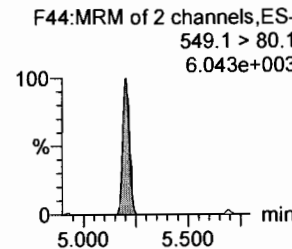
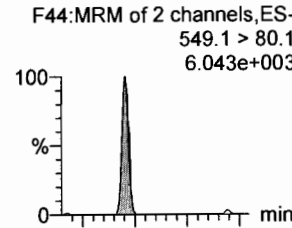
PFDA



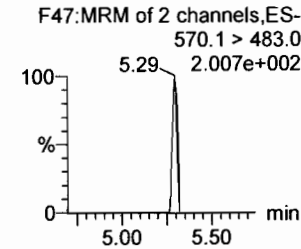
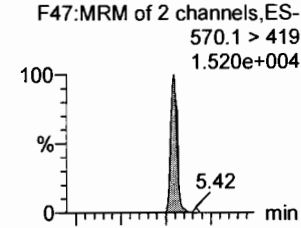
8:2 FTS



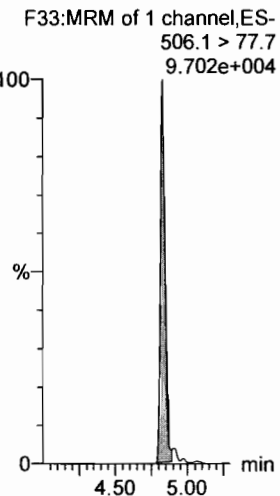
PFNS



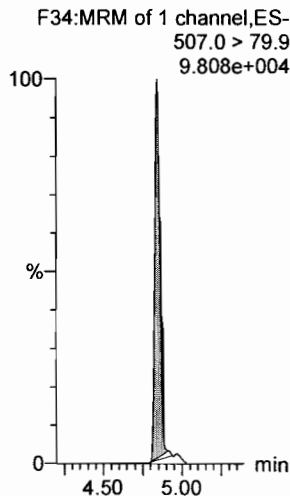
N-MeFOSAA



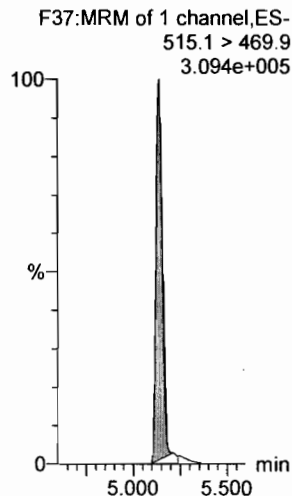
13C8-PFOSA



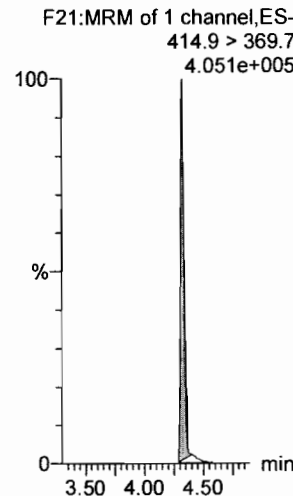
13C8-PFOS



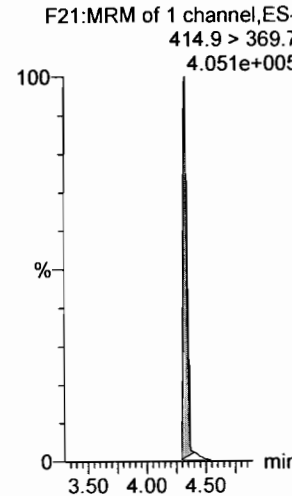
13C2-PFDA



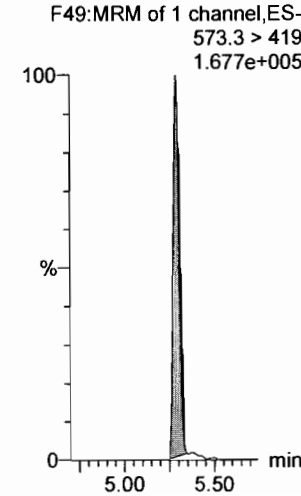
13C2-PFOA



13C2-PFOA



d3-N-MeFOSAA



Dataset: F:\Projects\PFAS.PRO\Results\180301M1\180301M1-CRV.qld

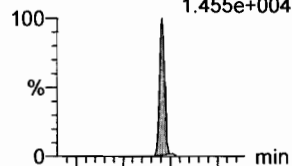
Last Altered: Saturday, March 03, 2018 04:55:45 Pacific Standard Time

Printed: Saturday, March 03, 2018 04:55:51 Pacific Standard Time

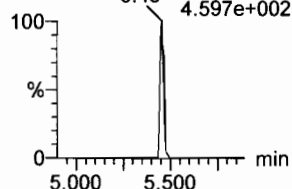
Name: 180301M1_4, Date: 02-Mar-2018, Time: 01:14:50, ID: ST180301M1-3 PFC CS0 18B2314, Description: PFC CS0 18B2314

N-EtFOSAA

F50:MRM of 2 channels,ES-
584.2 > 419
1.455e+004

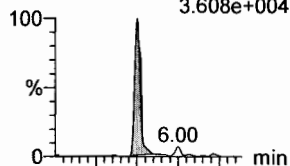


F50:MRM of 2 channels,ES-
584.2 > 483.0
4.597e+002

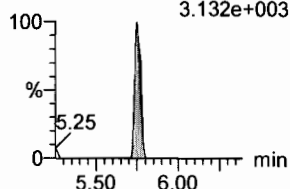


PFDaA

F53:MRM of 4 channels,ES-
612.9 > 569.0
3.608e+004

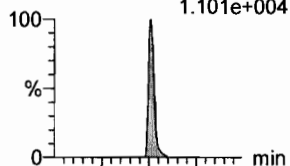


F53:MRM of 4 channels,ES-
612.9 > 318.8
3.132e+003

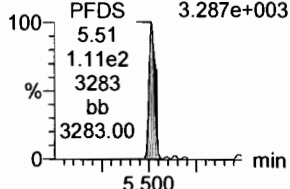


PFDS

F52:MRM of 2 channels,ES-
598.8 > 80
1.101e+004

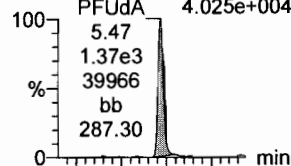


F52:MRM of 2 channels,ES-
598.8 > 98.7
3.287e+003

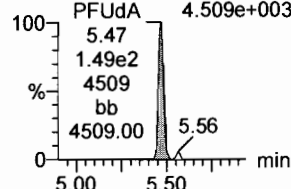


PFUdA

F45:MRM of 2 channels,ES-
563.0 > 518.9
4.025e+004

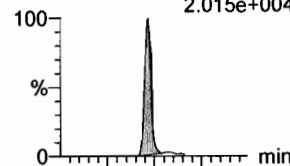


F45:MRM of 2 channels,ES-
563.0 > 269
4.509e+003

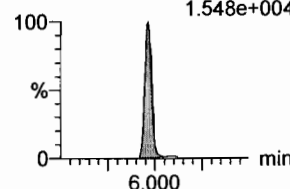


N-MeFOSA

F35:MRM of 2 channels,ES-
512.1 > 168.9
2.015e+004

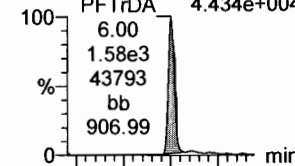


F35:MRM of 2 channels,ES-
512.1 > 219
1.548e+004

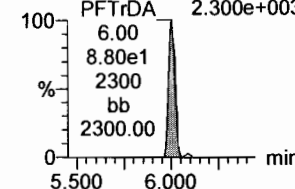


PFTrDA

F59:MRM of 2 channels,ES-
662.9 > 618.9
4.434e+004

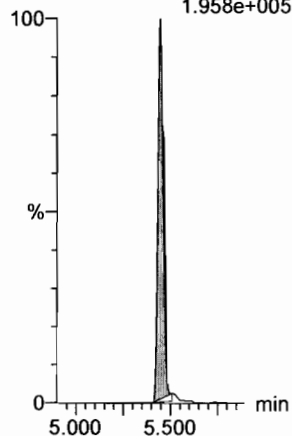


F59:MRM of 2 channels,ES-
662.9 > 319
2.300e+003



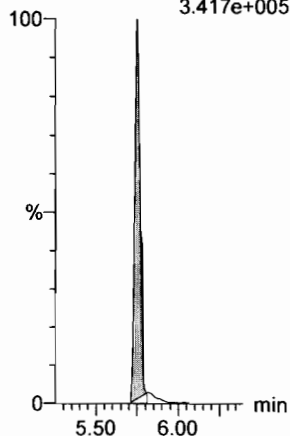
d5-N-EtFOSAA

F51:MRM of 1 channel,ES-
589.3 > 419
1.958e+005



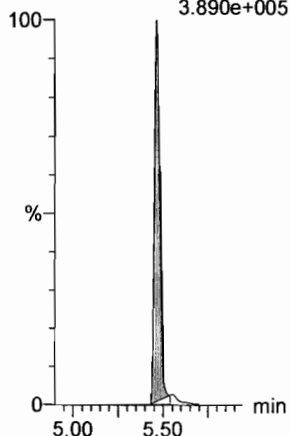
13C2-PFDaA

F54:MRM of 2 channels,ES-
615.0 > 569.7
3.417e+005



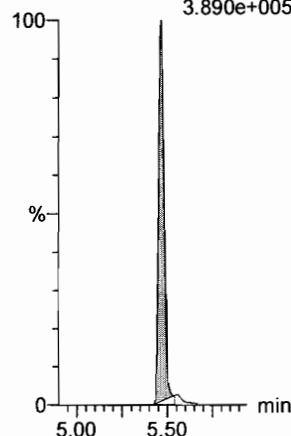
13C2-PFUdA

F46:MRM of 1 channel,ES-
565 > 519.8
3.890e+005



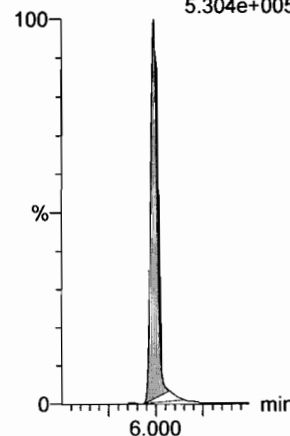
13C2-PFUdA

F46:MRM of 1 channel,ES-
565 > 519.8
3.890e+005



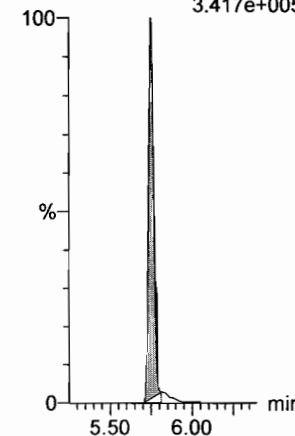
d3-N-MeFOSA

F38:MRM of 1 channel,ES-
515.2 > 168.9
5.304e+005



13C2-PFDaA

F54:MRM of 2 channels,ES-
615.0 > 569.7
3.417e+005



Dataset: F:\Projects\PFAS.PRO\Results\180301M1\180301M1-CRV.qld

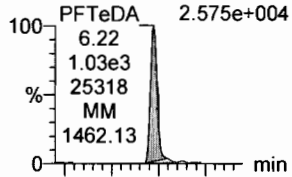
Last Altered: Saturday, March 03, 2018 04:55:45 Pacific Standard Time

Printed: Saturday, March 03, 2018 04:55:51 Pacific Standard Time

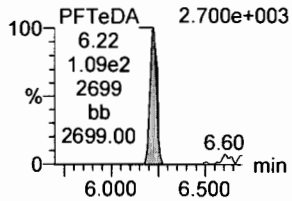
Name: 180301M1_4, Date: 02-Mar-2018, Time: 01:14:50, ID: ST180301M1-3 PFC CS0 18B2314, Description: PFC CS0 18B2314

PFTeDA

F60:MRM of 2 channels,ES-
712.9 > 668.8
2.575e+004

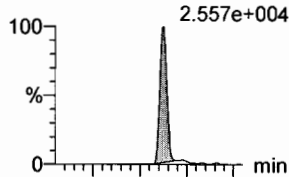


F60:MRM of 2 channels,ES-
712.9 > 369
2.700e+003

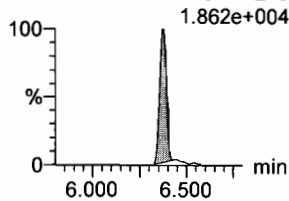


N-EtFOSA

F40:MRM of 2 channels,ES-
526.1 > 168.9
2.557e+004

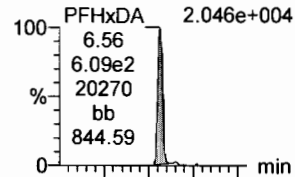


F40:MRM of 2 channels,ES-
526.1 > 219
1.862e+004

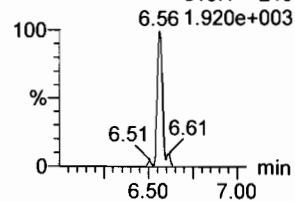


PFHxDA

F62:MRM of 2 channels,ES-
813.1 > 768.6
2.046e+004

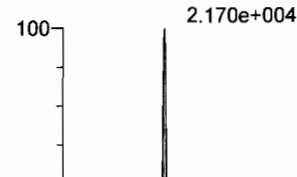


F62:MRM of 2 channels,ES-
813.1 > 219
1.920e+003



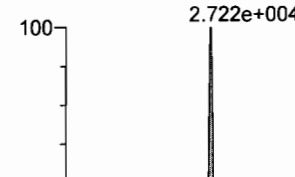
PFODA

F64:MRM of 1 channel,ES-
913.1 > 868.8
2.170e+004




N-MeFOSE

F55:MRM of 1 channel,ES-
616.1 > 58.9
2.722e+004




N-EtFOSE

F57:MRM of 1 channel,ES-
630.1 > 58.9
3.753e+004




13C2-PFTeDA

F61:MRM of 2 channels,ES-
714.8 > 669.6
1.082e+005




d5-N-ETFOSA

F43:MRM of 1 channel,ES-
531.1 > 168.9
8.094e+005




13C2-PFHxDA

F63:MRM of 1 channel,ES-
815 > 769.7
1.332e+005



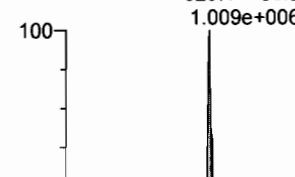
13C2-PFHxDA

F63:MRM of 1 channel,ES-
815 > 769.7
1.332e+005




d7-N-MeFOSE

F56:MRM of 1 channel,ES-
623.1 > 58.9
1.009e+006



d9-N-EtFOSE

F58:MRM of 1 channel,ES-
639.2 > 58.8
8.355e+005



Dataset: F:\Projects\PFAS.PRO\Results\180301M1\180301M1-CRV.qld

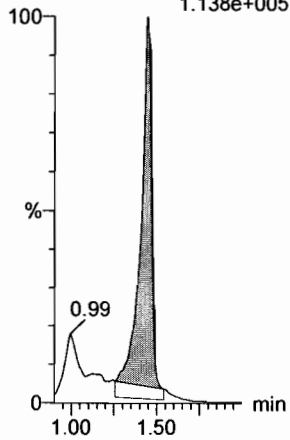
Last Altered: Saturday, March 03, 2018 04:55:45 Pacific Standard Time

Printed: Saturday, March 03, 2018 04:55:51 Pacific Standard Time

Name: 180301M1_4, Date: 02-Mar-2018, Time: 01:14:50, ID: ST180301M1-3 PFC CS0 18B2314, Description: PFC CS0 18B2314

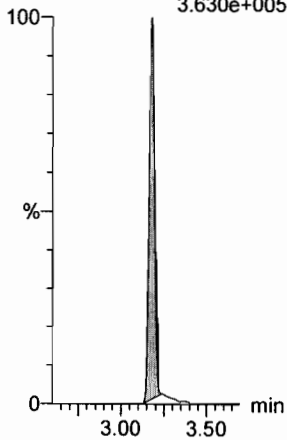
13C4-PFBA

F3:MRM of 1 channel,ES-
217. > 171.8
1.138e+005



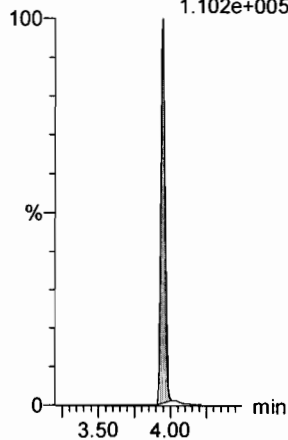
13C5-PFHxA

F10:MRM of 1 channel,ES-
318 > 272.9
3.630e+005



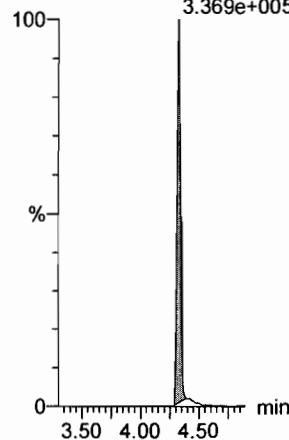
13C3-PFHxS

F18:MRM of 1 channel,ES-
401.9 > 79.9
1.102e+005



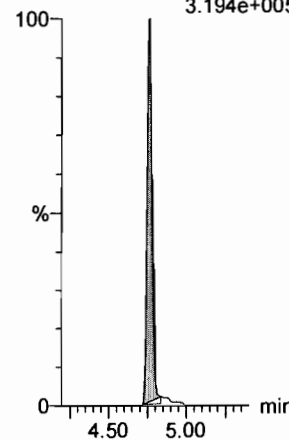
13C8-PFOA

F22:MRM of 1 channel,ES-
421.3 > 376
3.369e+005



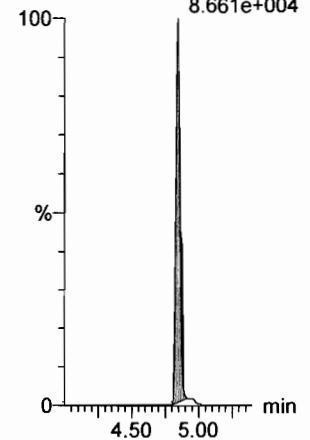
13C9-PFNA

F28:MRM of 1 channel,ES-
472.2 > 426.9
3.194e+005



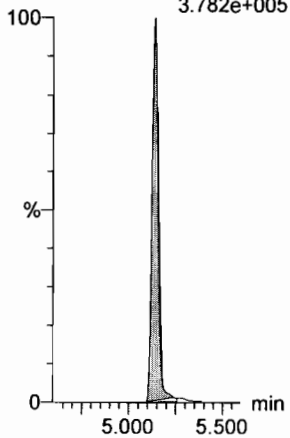
13C4-PFOS

F32:MRM of 1 channel,ES-
503 > 79.9
8.661e+004



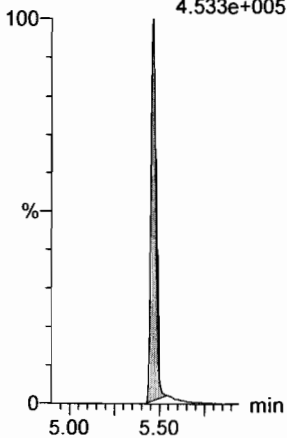
13C6-PFDA

F39:MRM of 1 channel,ES-
519.1 > 473.7
3.782e+005



13C7-PFUdA

F48:MRM of 1 channel,ES-
570.1 > 524.8
4.533e+005



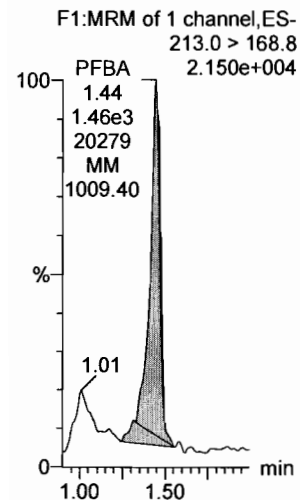
Dataset: F:\Projects\PFAS.PRO\Results\180301M1\180301M1-CRV.qld

Last Altered: Saturday, March 03, 2018 04:46:56 Pacific Standard Time

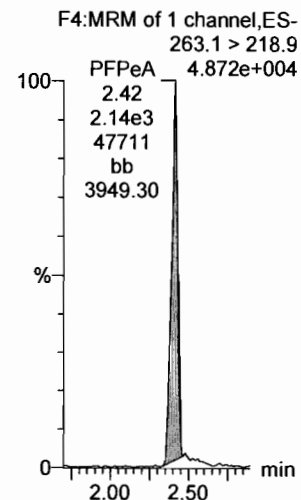
Printed: Saturday, March 03, 2018 04:47:38 Pacific Standard Time

Name: 180301M1_5, Date: 02-Mar-2018, Time: 01:26:16, ID: ST180301M1-4 PFC CS1 18B2315, Description: PFC CS1 18B2315

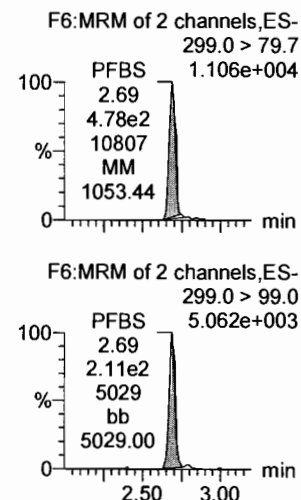
PFBA



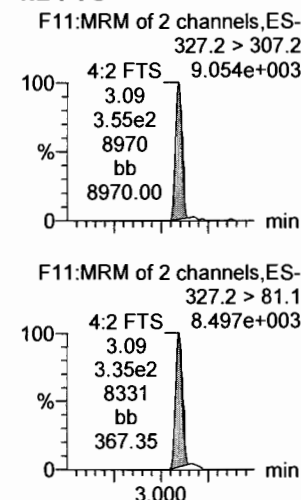
PFPeA



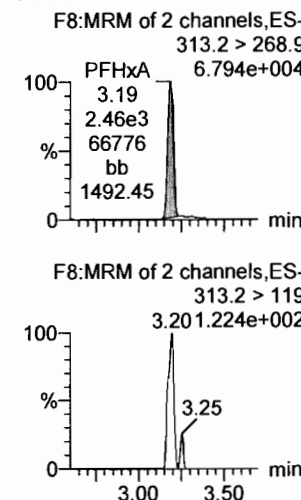
PFBS



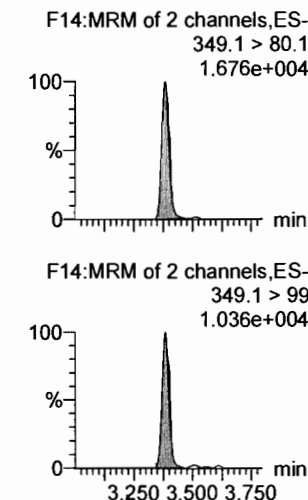
4:2 FTS



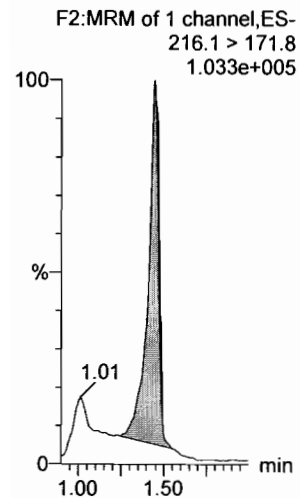
PFHxA



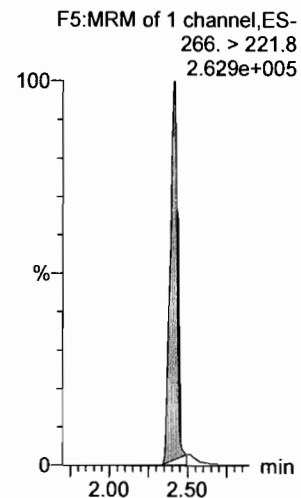
PFPeS



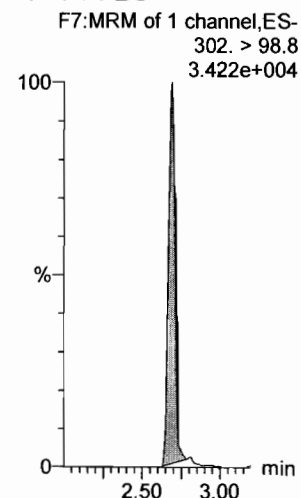
13C3-PFBA



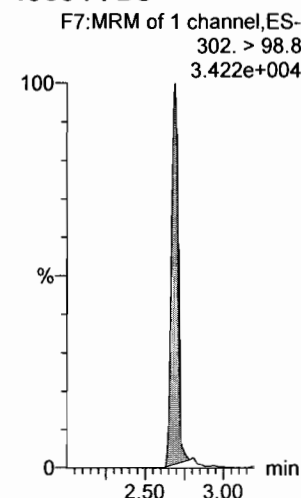
13C3-PFPeA



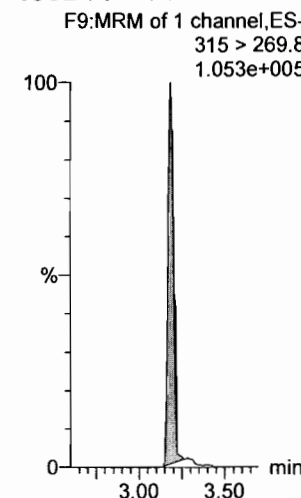
13C3-PFBS



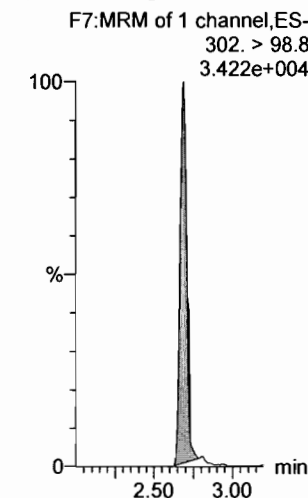
13C3-PFBS



13C2-PFHxA



13C3-PFBS



Dataset: F:\Projects\PFAS.PRO\Results\180301M1\180301M1-CRV.qld

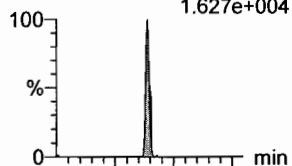
Last Altered: Saturday, March 03, 2018 04:46:56 Pacific Standard Time

Printed: Saturday, March 03, 2018 04:47:38 Pacific Standard Time

Name: 180301M1_5, Date: 02-Mar-2018, Time: 01:26:16, ID: ST180301M1-4 PFC CS1 18B2315, Description: PFC CS1 18B2315

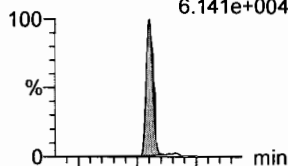
6:2 FTS

F23:MRM of 2 channels,ES-
427.1 > 407
1.627e+004



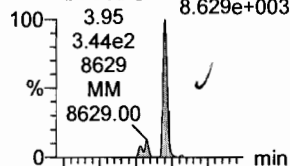
PFHpa

F15:MRM of 2 channels,ES-
363.0 > 318.9
6.141e+004



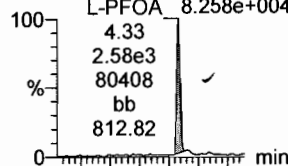
L-PFHxS

F17:MRM of 2 channels,ES-
398.9 > 79.6
8.629e+003



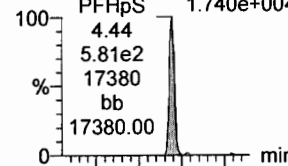
L-PFOA

F20:MRM of 2 channels,ES-
413 > 368.7
8.258e+004



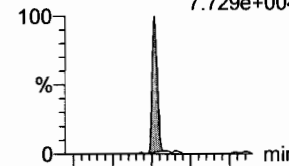
PFHpS

F25:MRM of 2 channels,ES-
449 > 80.0
1.740e+004

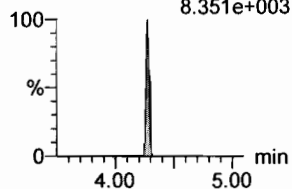


PFNA

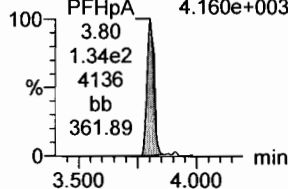
F26:MRM of 2 channels,ES-
463.0 > 418.8
7.729e+004



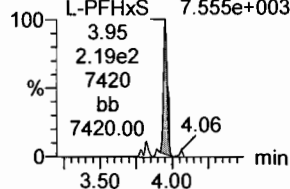
F23:MRM of 2 channels,ES-
427.1 > 80
8.351e+003



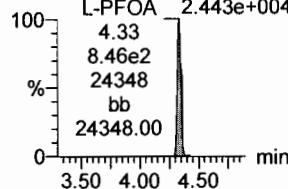
F15:MRM of 2 channels,ES-
363.0 > 169.0
4.160e+003



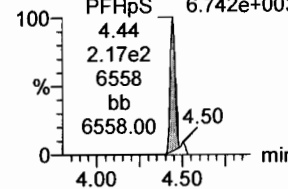
F17:MRM of 2 channels,ES-
398.9 > 99.0
7.555e+003



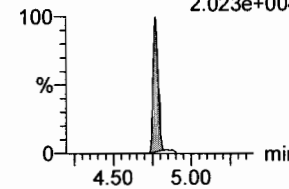
F20:MRM of 2 channels,ES-
413 > 169
2.443e+004



F25:MRM of 2 channels,ES-
449 > 98.7
6.742e+003

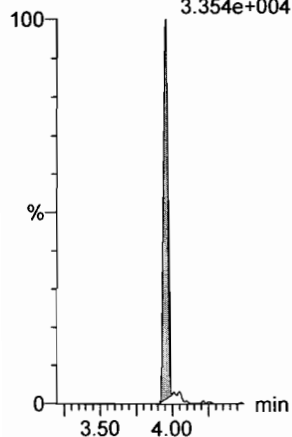


F26:MRM of 2 channels,ES-
463.0 > 219.0
2.023e+004



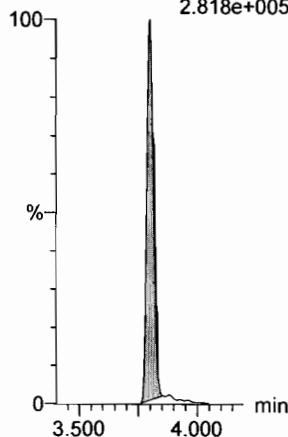
18O2-PFHxS

F19:MRM of 1 channel,ES-
403.0 > 102.6
3.354e+004




13C4-PFHpa

F16:MRM of 1 channel,ES-
367.2 > 321.8
2.818e+005



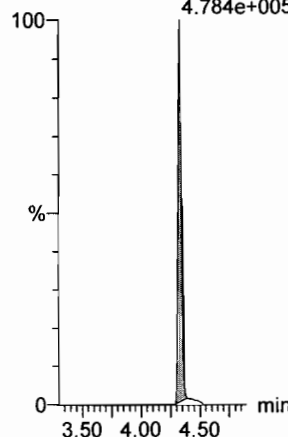
13C2-PFOA

F21:MRM of 1 channel,ES-
414.9 > 369.7
4.784e+005



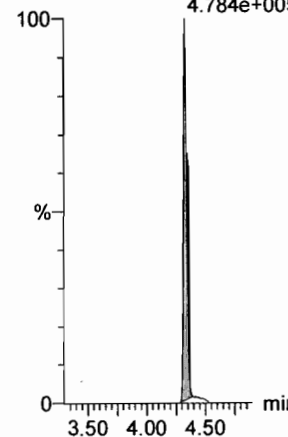
13C2-PFOA

F21:MRM of 1 channel,ES-
414.9 > 369.7
4.784e+005



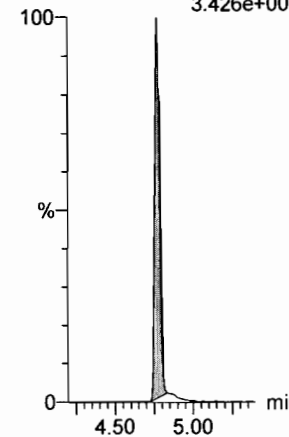
13C2-PFOA

F21:MRM of 1 channel,ES-
414.9 > 369.7
4.784e+005



13C5-PFNA

F27:MRM of 1 channel,ES-
468.2 > 422.9
3.426e+005



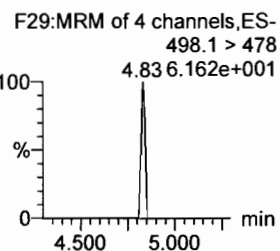
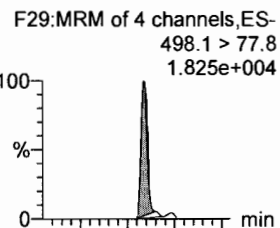
Dataset: F:\Projects\PFAS.PRO\Results\180301M1\180301M1-CRV.qld

Last Altered: Saturday, March 03, 2018 04:46:56 Pacific Standard Time

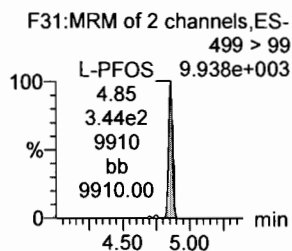
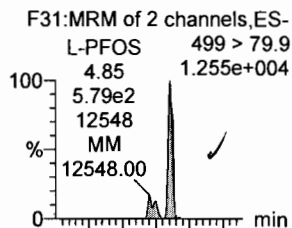
Printed: Saturday, March 03, 2018 04:47:38 Pacific Standard Time

Name: 180301M1_5, Date: 02-Mar-2018, Time: 01:26:16, ID: ST180301M1-4 PFC CS1 18B2315, Description: PFC CS1 18B2315

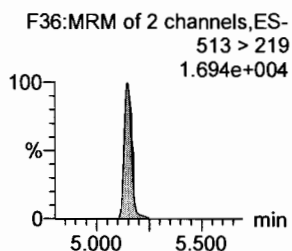
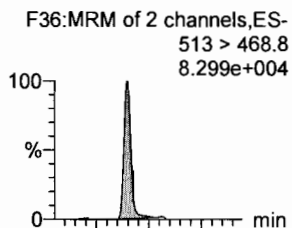
PFOSA



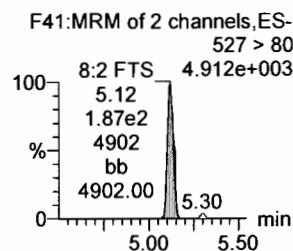
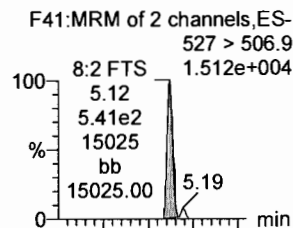
L-PFOS



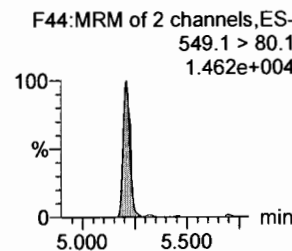
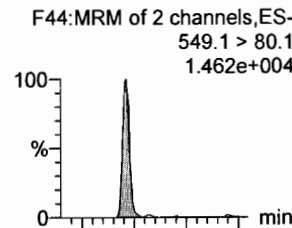
PFDA



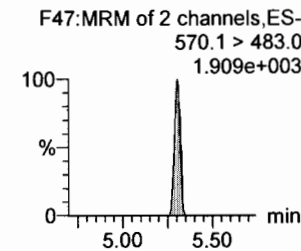
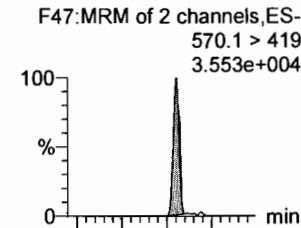
8:2 FTS



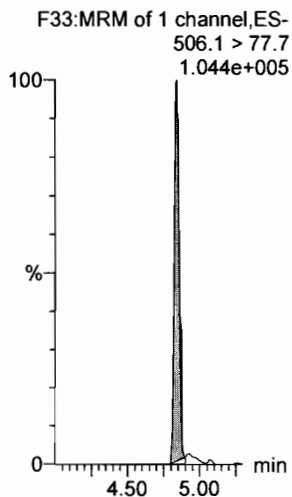
PFNS



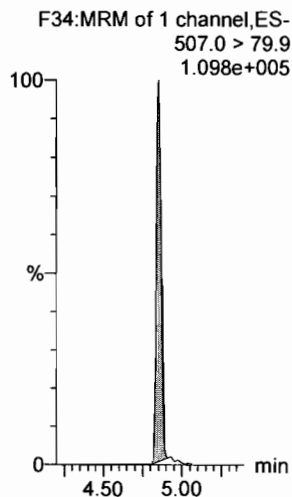
N-MeFOSAA



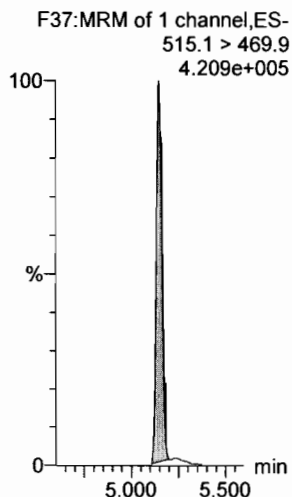
13C8-PFOSA



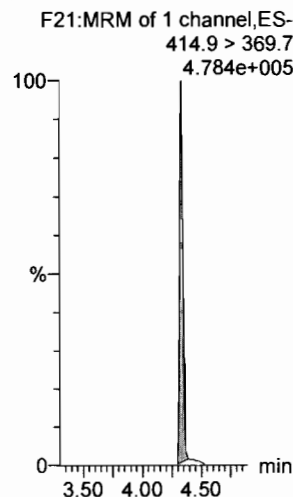
13C8-PFOS



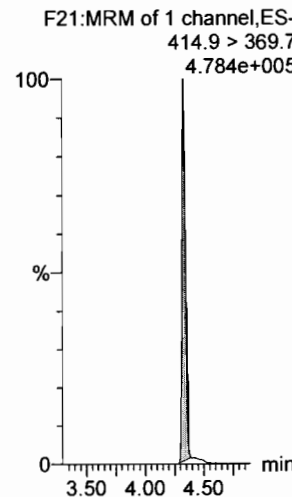
13C2-PFDA



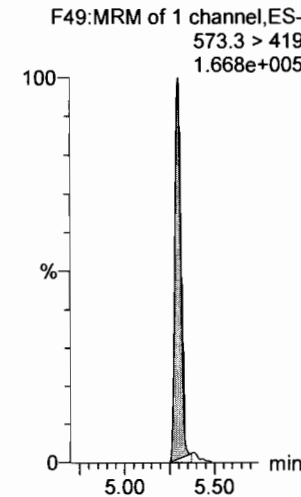
13C2-PFOA



13C2-PFOA



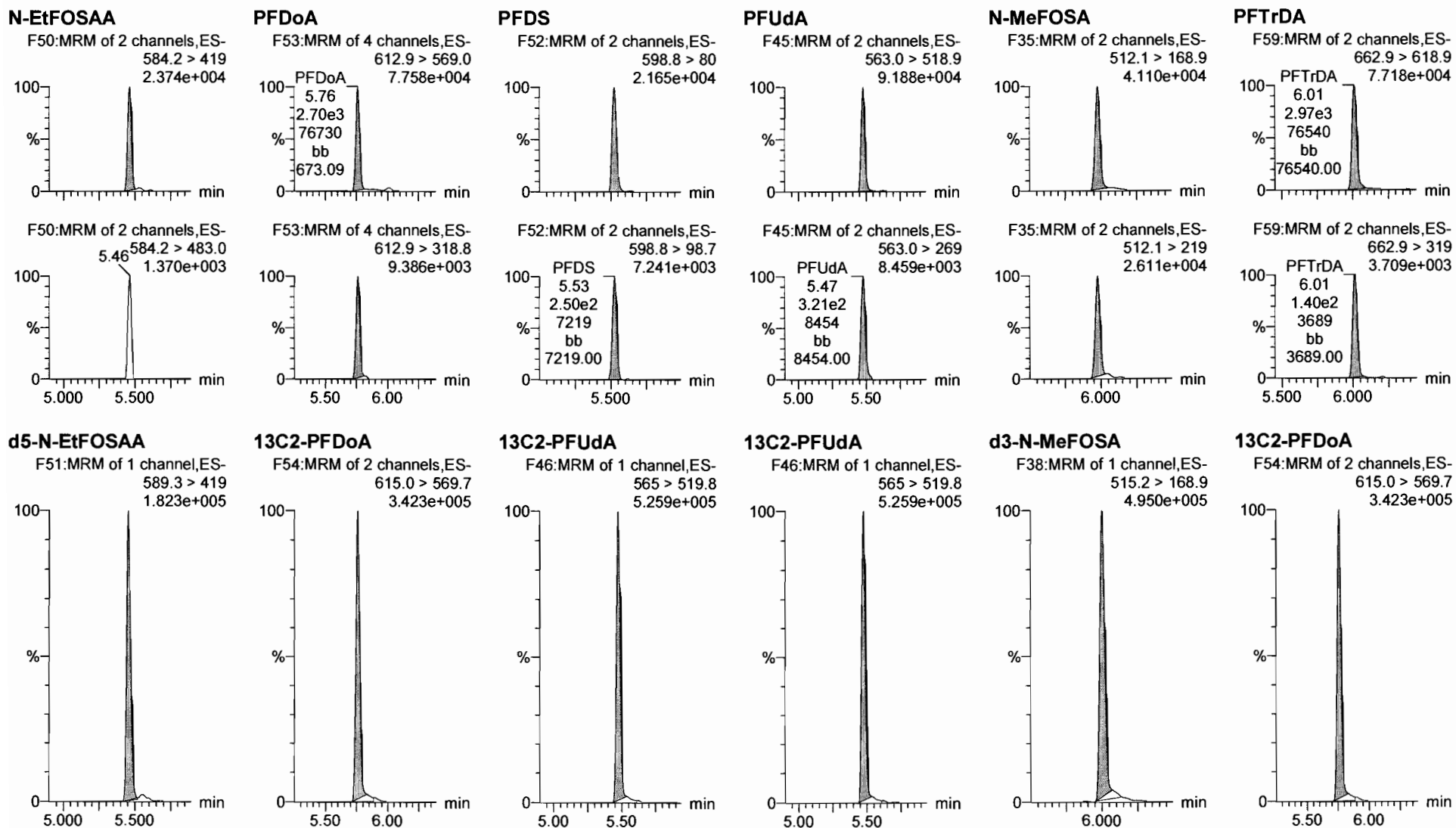
d3-N-MeFOSAA



Dataset: F:\Projects\PFAS.PRO\Results\180301M1\180301M1-CRV.qld

Last Altered: Saturday, March 03, 2018 04:46:56 Pacific Standard Time
Printed: Saturday, March 03, 2018 04:47:38 Pacific Standard Time

Name: 180301M1_5, Date: 02-Mar-2018, Time: 01:26:16, ID: ST180301M1-4 PFC CS1 18B2315, Description: PFC CS1 18B2315

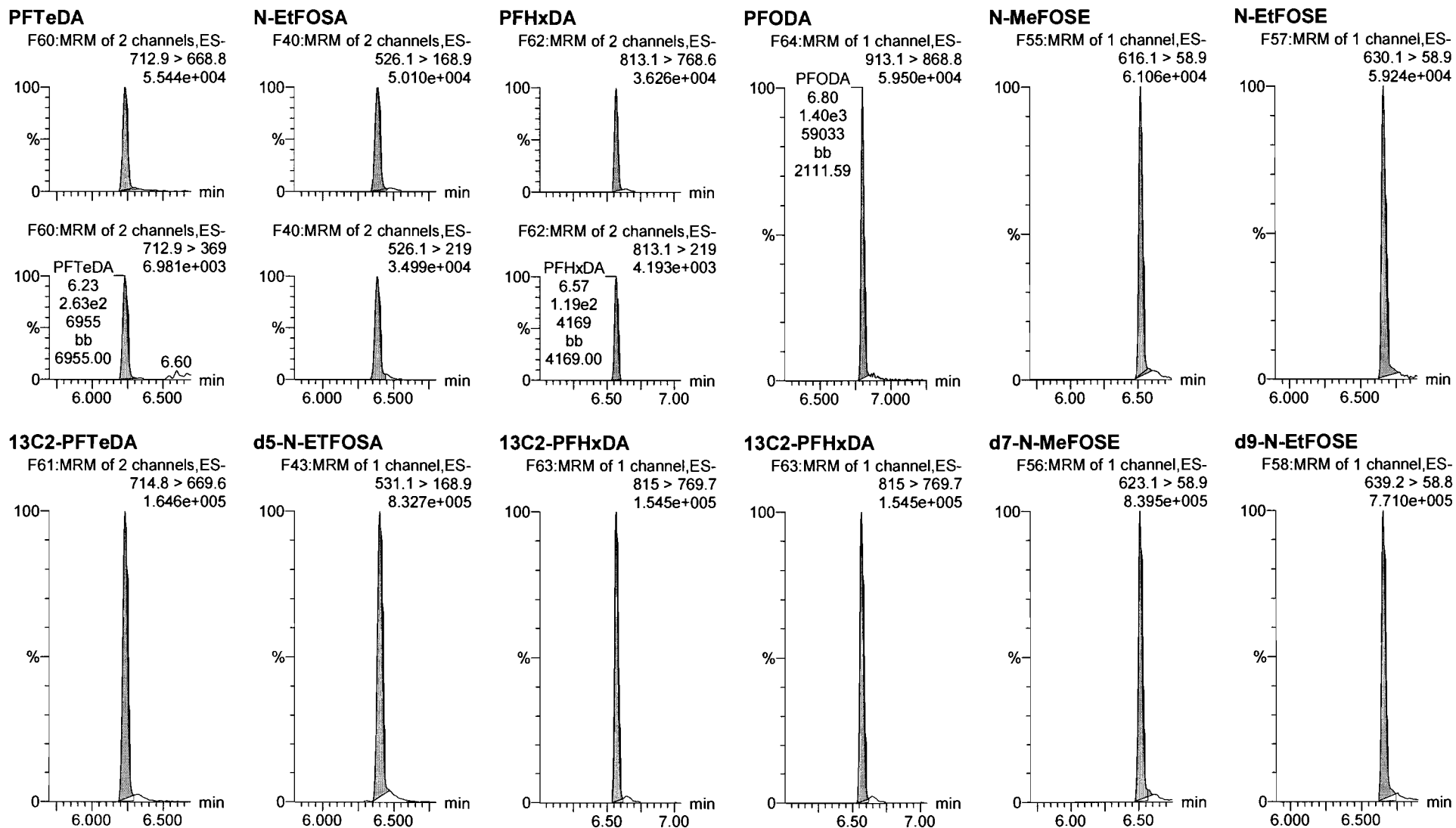


Dataset: F:\Projects\PFAS.PRO\Results\180301M1\180301M1-CRV.qld

Last Altered: Saturday, March 03, 2018 04:46:56 Pacific Standard Time

Printed: Saturday, March 03, 2018 04:47:38 Pacific Standard Time

Name: 180301M1_5, Date: 02-Mar-2018, Time: 01:26:16, ID: ST180301M1-4 PFC CS1 18B2315, Description: PFC CS1 18B2315



Dataset: F:\Projects\PFAS.PRO\Results\180301M1\180301M1-CRV.qld

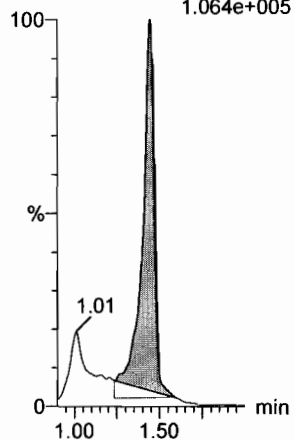
Last Altered: Saturday, March 03, 2018 04:46:56 Pacific Standard Time

Printed: Saturday, March 03, 2018 04:47:38 Pacific Standard Time

Name: 180301M1_5, Date: 02-Mar-2018, Time: 01:26:16, ID: ST180301M1-4 PFC CS1 18B2315, Description: PFC CS1 18B2315

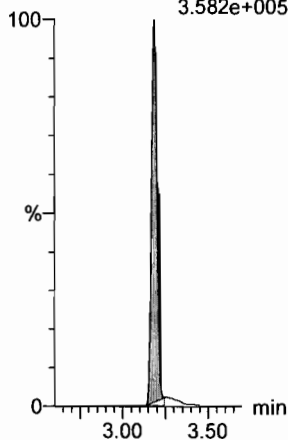
13C4-PFBA

F3:MRM of 1 channel,ES-
217. > 171.8
1.064e+005



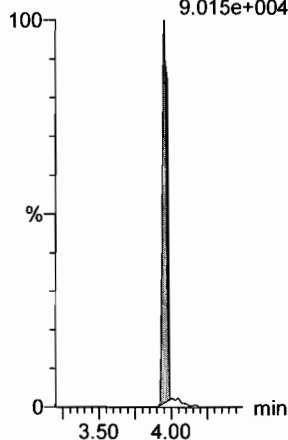
13C5-PFHxA

F10:MRM of 1 channel,ES-
318 > 272.9
3.582e+005



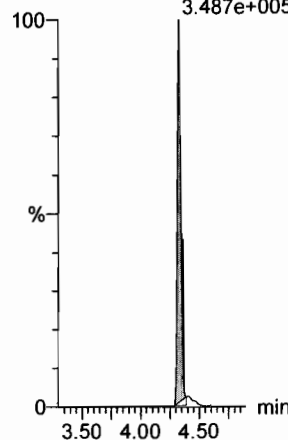
13C3-PFHxS

F18:MRM of 1 channel,ES-
401.9 > 79.9
9.015e+004



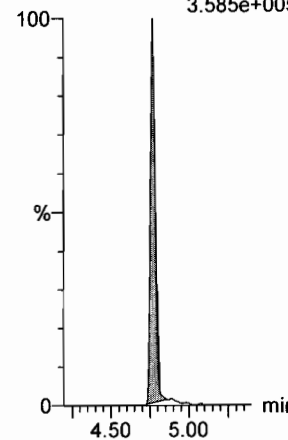
13C8-PFOA

F22:MRM of 1 channel,ES-
421.3 > 376
3.487e+005



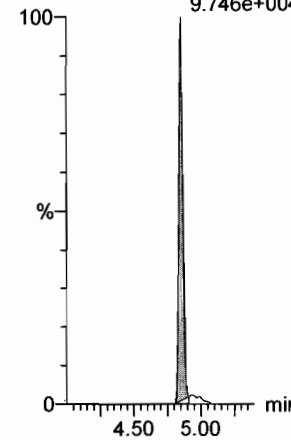
13C9-PFNA

F28:MRM of 1 channel,ES-
472.2 > 426.9
3.585e+005



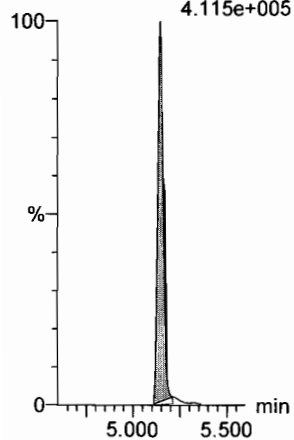
13C4-PFOS

F32:MRM of 1 channel,ES-
503 > 79.9
9.746e+004



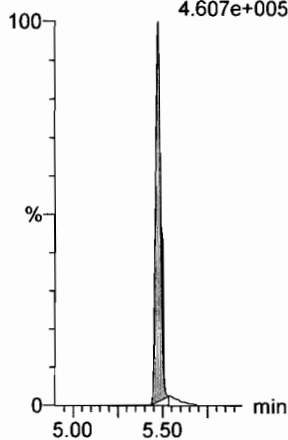
13C6-PFDA

F39:MRM of 1 channel,ES-
519.1 > 473.7
4.115e+005



13C7-PFUdA

F48:MRM of 1 channel,ES-
570.1 > 524.8
4.607e+005



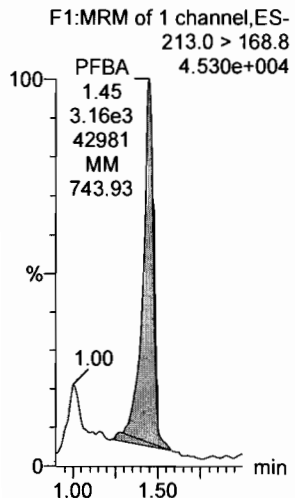
Dataset: F:\Projects\PFAS.PRO\Results\180301M1\180301M1-CRV.qld

Last Altered: Saturday, March 03, 2018 04:46:56 Pacific Standard Time

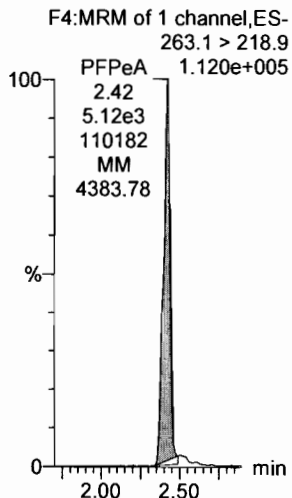
Printed: Saturday, March 03, 2018 04:47:38 Pacific Standard Time

Name: 180301M1_6, Date: 02-Mar-2018, Time: 01:37:43, ID: ST180301M1-5 PFC CS2 18B2316, Description: PFC CS2 18B2316

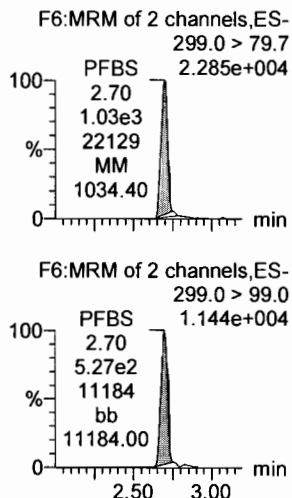
PFBA



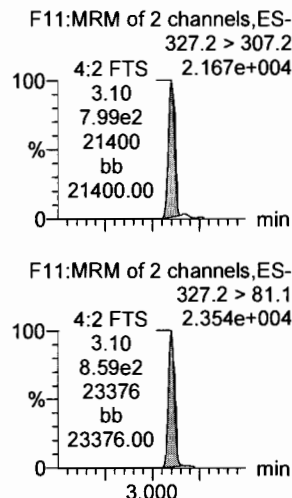
PFPeA



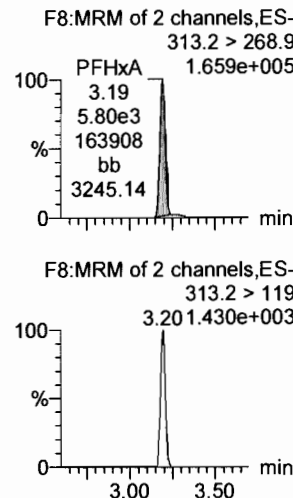
PFBS



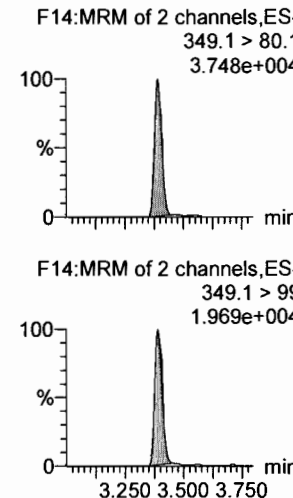
4:2 FTS



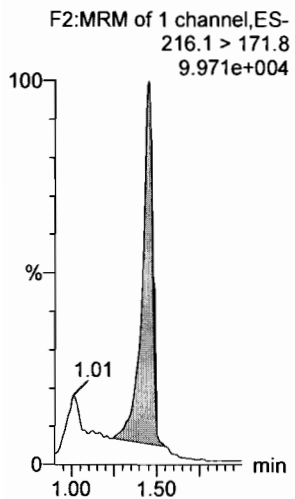
PFHxA



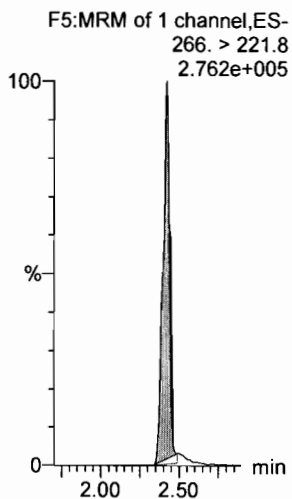
PFPeS



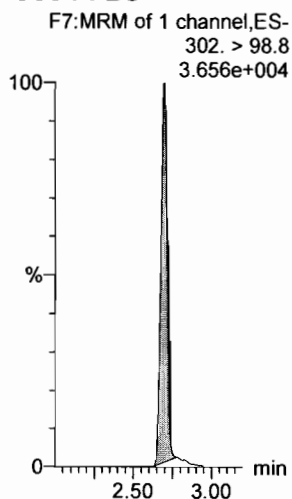
13C3-PFBA



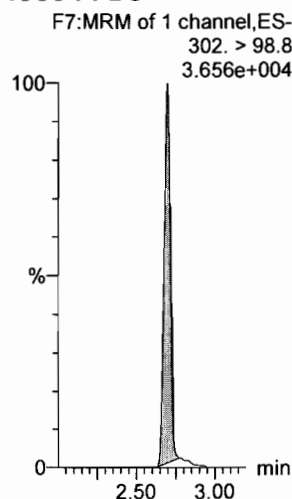
13C3-PFPeA



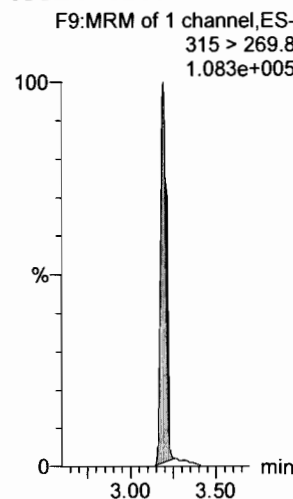
13C3-PFBS



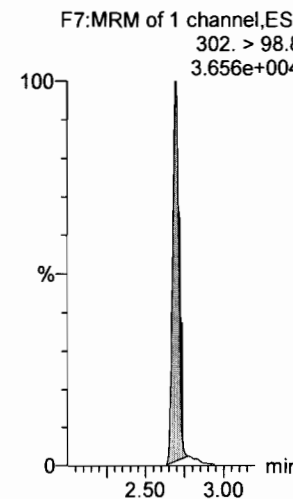
13C3-PFBS



13C2-PFHxA



13C3-PFBS



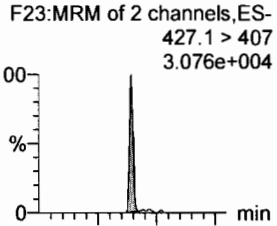
Dataset: F:\Projects\PFAS.PRO\Results\180301M1\180301M1-CRV.qld

Last Altered: Saturday, March 03, 2018 04:46:56 Pacific Standard Time

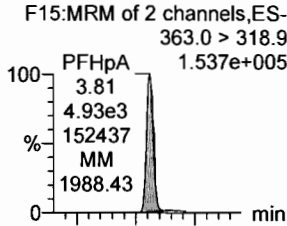
Printed: Saturday, March 03, 2018 04:47:38 Pacific Standard Time

Name: 180301M1_6, Date: 02-Mar-2018, Time: 01:37:43, ID: ST180301M1-5 PFC CS2 18B2316, Description: PFC CS2 18B2316

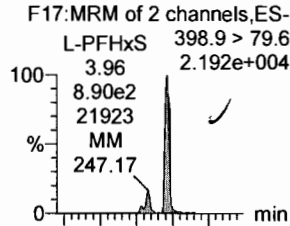
6:2 FTS



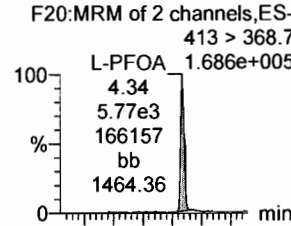
PFHpA



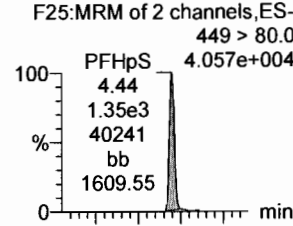
L-PFHxS



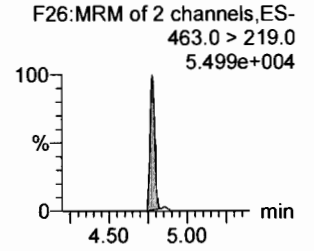
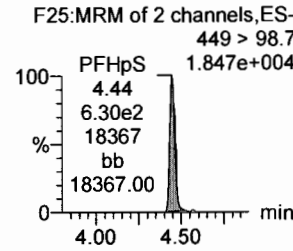
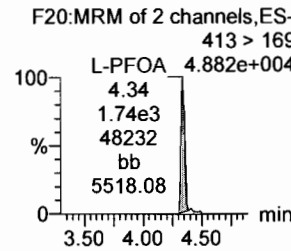
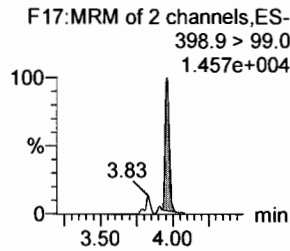
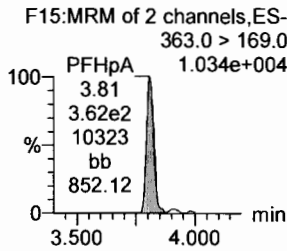
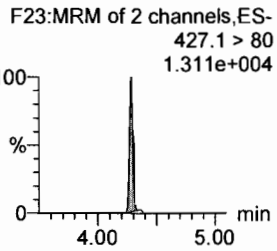
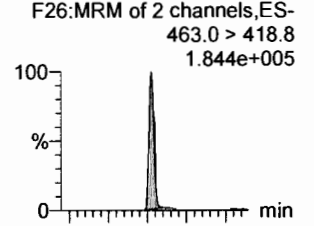
L-PFOA



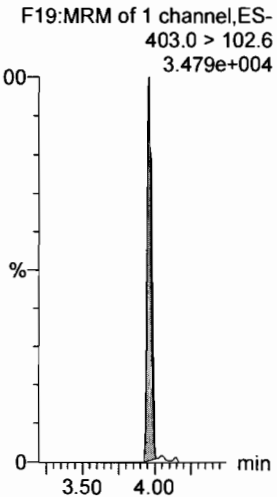
PFHpS



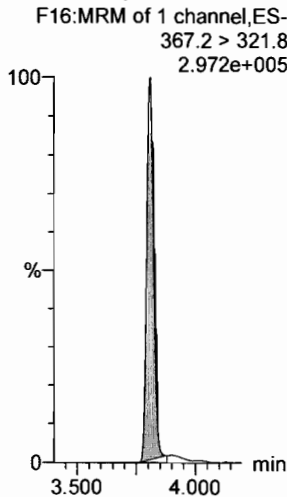
PFNA



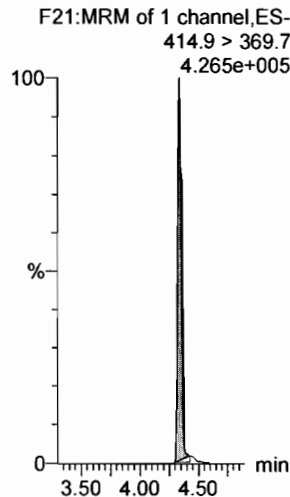
18O2-PFHxS



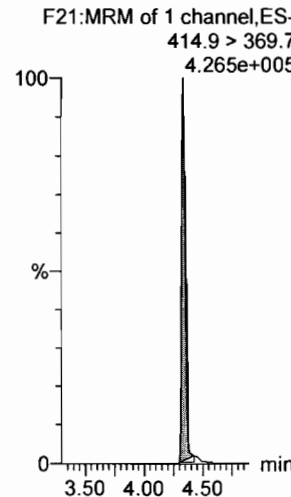
13C4-PFHpA



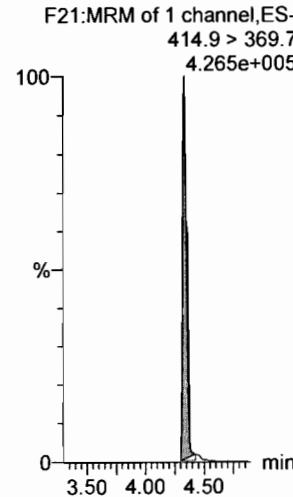
13C2-PFOA



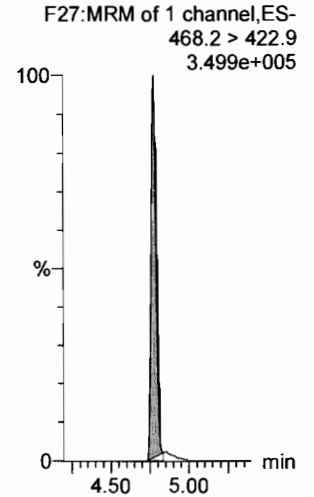
13C2-PFOA



13C2-PFOA



13C5-PFNA



Dataset: F:\Projects\PFAS.PRO\Results\180301M1\180301M1-CRV.qld

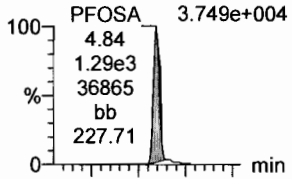
Last Altered: Saturday, March 03, 2018 04:46:56 Pacific Standard Time

Printed: Saturday, March 03, 2018 04:47:38 Pacific Standard Time

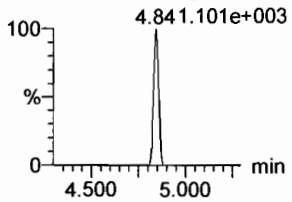
Name: 180301M1_6, Date: 02-Mar-2018, Time: 01:37:43, ID: ST180301M1-5 PFC CS2 18B2316, Description: PFC CS2 18B2316

PFOSA

F29:MRM of 4 channels,ES-
498.1 > 77.8

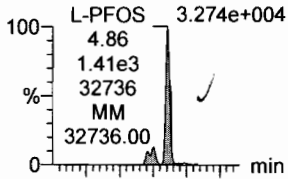


F29:MRM of 4 channels,ES-
498.1 > 478

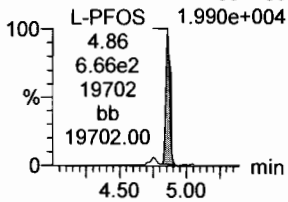


L-PFOS

F31:MRM of 2 channels,ES-
499 > 79.9

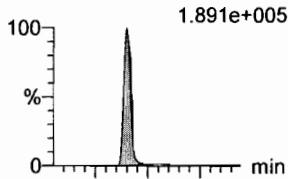


F31:MRM of 2 channels,ES-
499 > 99

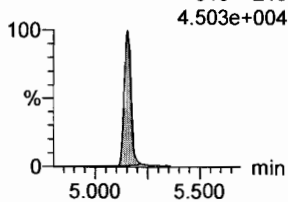


PFDA

F36:MRM of 2 channels,ES-
513 > 468.8

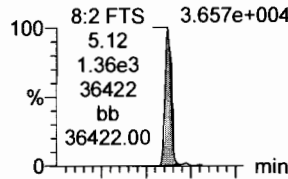


F36:MRM of 2 channels,ES-
513 > 219

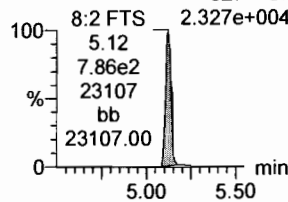


8:2 FTS

F41:MRM of 2 channels,ES-
527 > 506.9

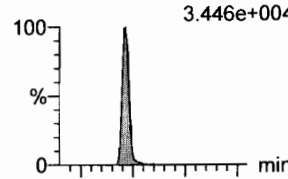


F41:MRM of 2 channels,ES-
527 > 80

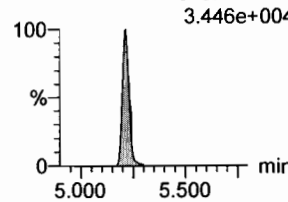


PFNS

F44:MRM of 2 channels,ES-
549.1 > 80.1

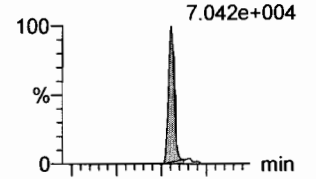


F44:MRM of 2 channels,ES-
549.1 > 80.1

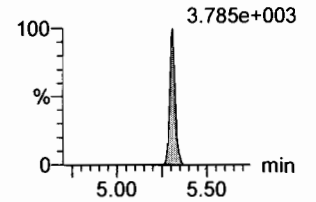


N-MeFOSAA

F47:MRM of 2 channels,ES-
570.1 > 419

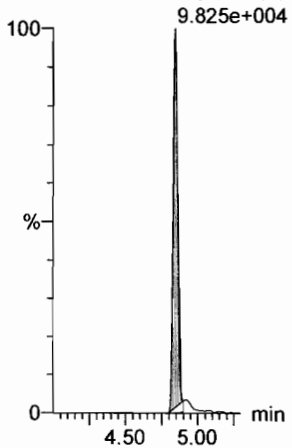


F47:MRM of 2 channels,ES-
570.1 > 483.0



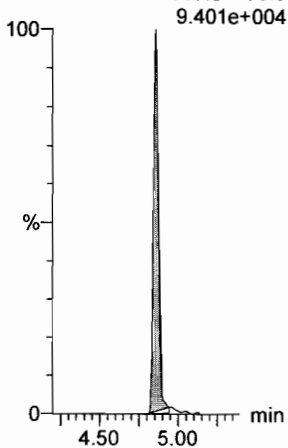
13C8-PFOSA

F33:MRM of 1 channel,ES-
506.1 > 77.7



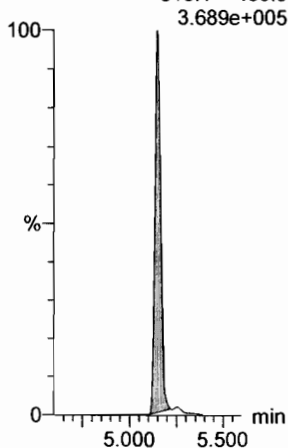
13C8-PFOS

F34:MRM of 1 channel,ES-
507.0 > 79.9



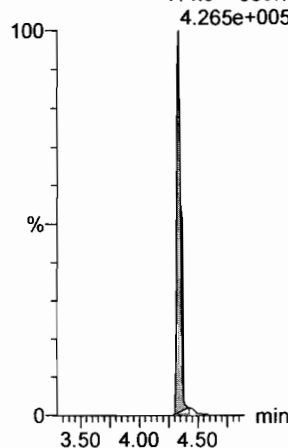
13C2-PFDA

F37:MRM of 1 channel,ES-
515.1 > 469.9



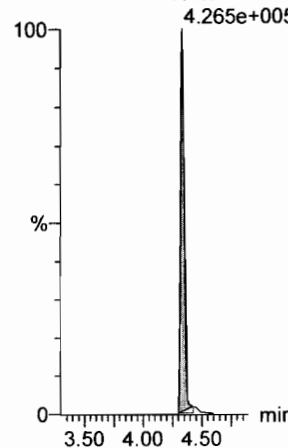
13C2-PFOA

F21:MRM of 1 channel,ES-
414.9 > 369.7



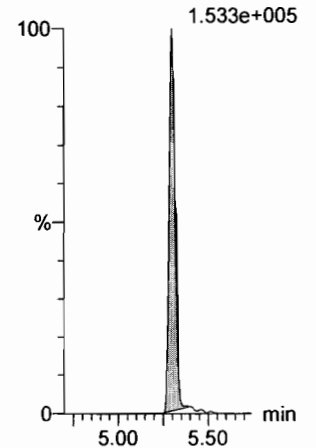
13C2-PFOA

F21:MRM of 1 channel,ES-
414.9 > 369.7



d3-N-MeFOSAA

F49:MRM of 1 channel,ES-
573.3 > 419

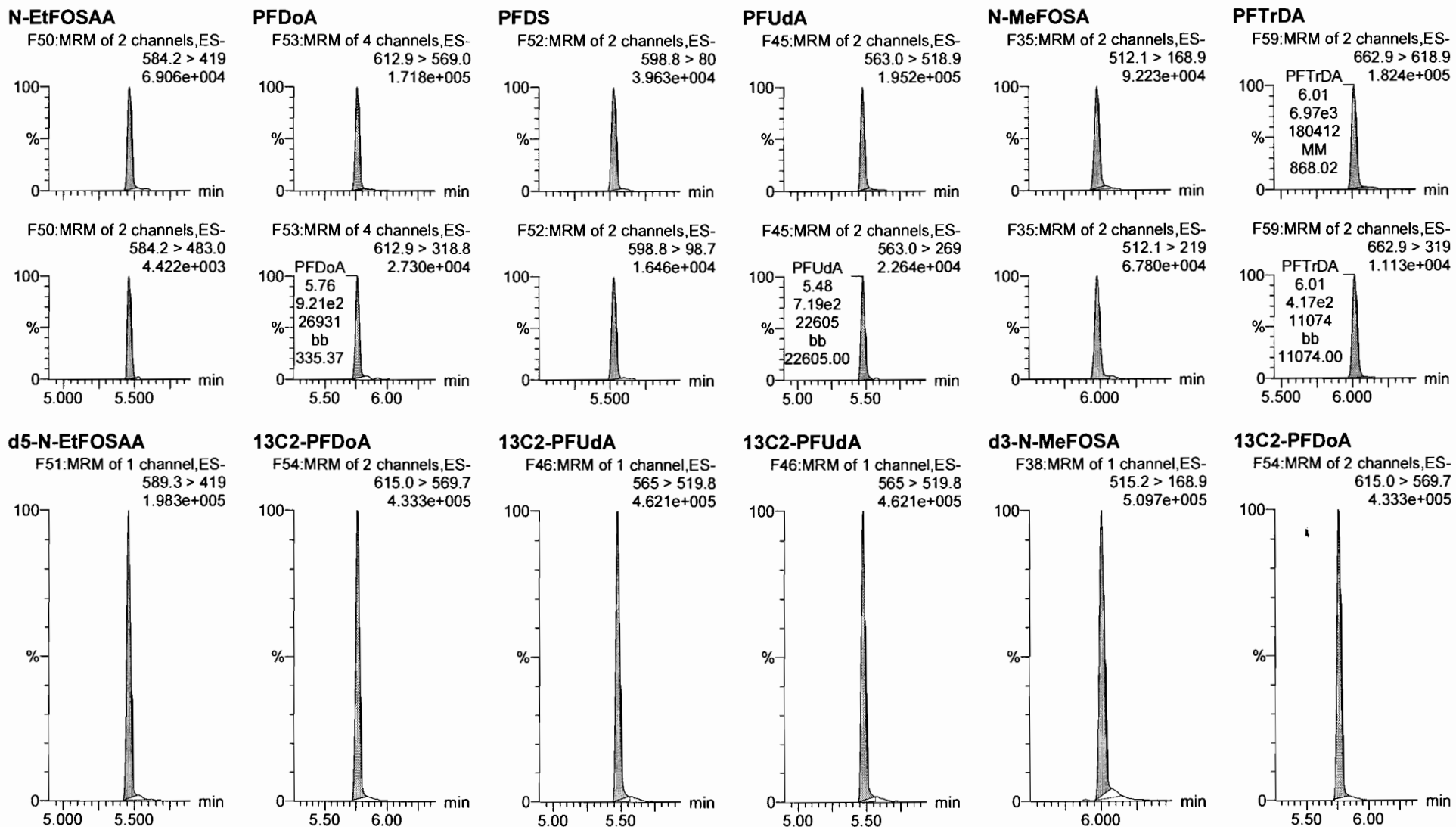


Dataset: F:\Projects\PFAS.PRO\Results\180301M1\180301M1-CRV.qld

Last Altered: Saturday, March 03, 2018 04:46:56 Pacific Standard Time

Printed: Saturday, March 03, 2018 04:47:38 Pacific Standard Time

Name: 180301M1_6, Date: 02-Mar-2018, Time: 01:37:43, ID: ST180301M1-5 PFC CS2 18B2316, Description: PFC CS2 18B2316



Dataset: F:\Projects\PFAS.PRO\Results\180301M1\180301M1-CRV.qld

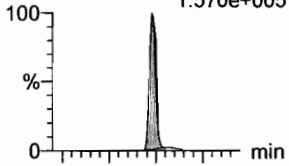
Last Altered: Saturday, March 03, 2018 04:46:56 Pacific Standard Time

Printed: Saturday, March 03, 2018 04:47:38 Pacific Standard Time

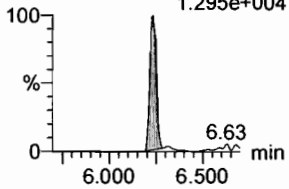
Name: 180301M1_6, Date: 02-Mar-2018, Time: 01:37:43, ID: ST180301M1-5 PFC CS2 18B2316, Description: PFC CS2 18B2316

PFTeDA

F60:MRM of 2 channels,ES-
712.9 > 668.8
1.570e+005

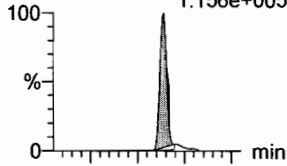


F60:MRM of 2 channels,ES-
712.9 > 369
1.295e+004

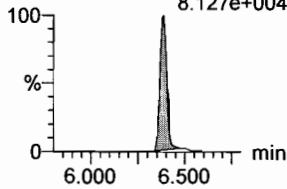


N-EtFOSA

F40:MRM of 2 channels,ES-
526.1 > 168.9
1.156e+005

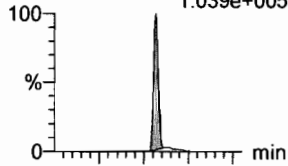


F40:MRM of 2 channels,ES-
526.1 > 219
8.127e+004

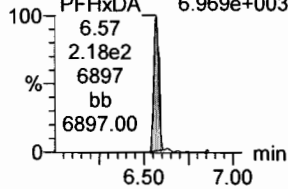


PFHxDA

F62:MRM of 2 channels,ES-
813.1 > 768.6
1.039e+005

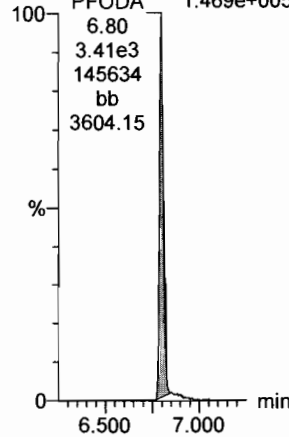


F62:MRM of 2 channels,ES-
813.1 > 219
6.969e+003



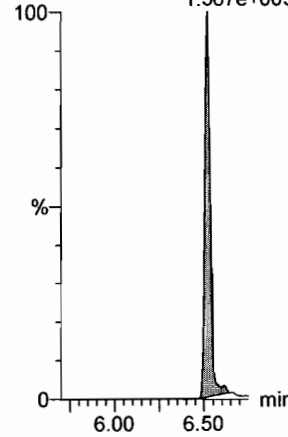
PFODA

F64:MRM of 1 channel,ES-
913.1 > 868.8
1.469e+005



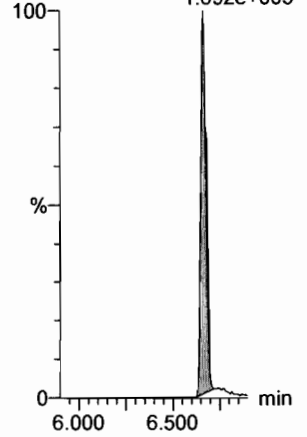
N-MeFOSE

F55:MRM of 1 channel,ES-
616.1 > 58.9
1.567e+005



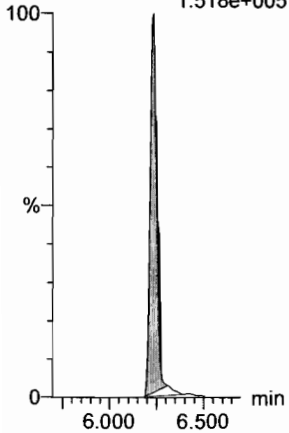
N-EtFOSE

F57:MRM of 1 channel,ES-
630.1 > 58.9
1.692e+005



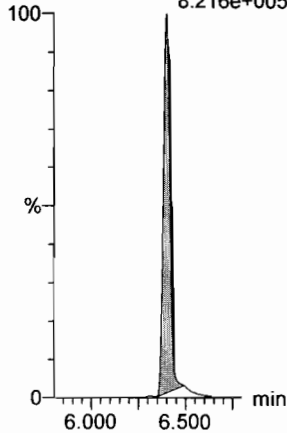
13C2-PFTeDA

F61:MRM of 2 channels,ES-
714.8 > 669.6
1.518e+005



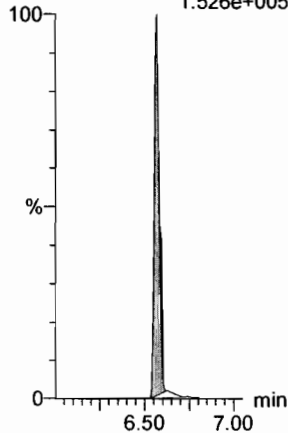
d5-N-ETFOSA

F43:MRM of 1 channel,ES-
531.1 > 168.9
8.216e+005



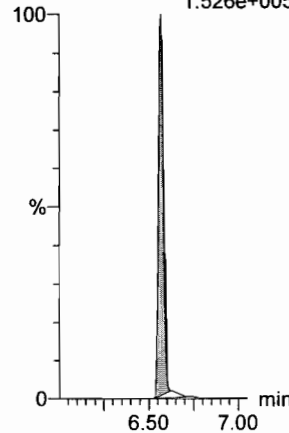
13C2-PFHxDA

F63:MRM of 1 channel,ES-
815 > 769.7
1.526e+005



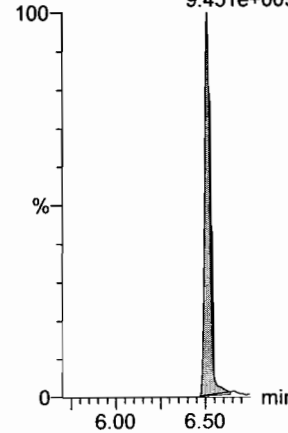
13C2-PFHxDA

F63:MRM of 1 channel,ES-
815 > 769.7
1.526e+005



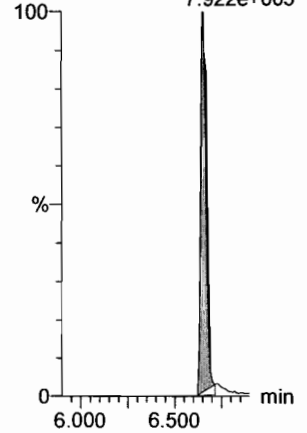
d7-N-MeFOSE

F56:MRM of 1 channel,ES-
623.1 > 58.9
9.451e+005



d9-N-EtFOSE

F58:MRM of 1 channel,ES-
639.2 > 58.8
7.922e+005

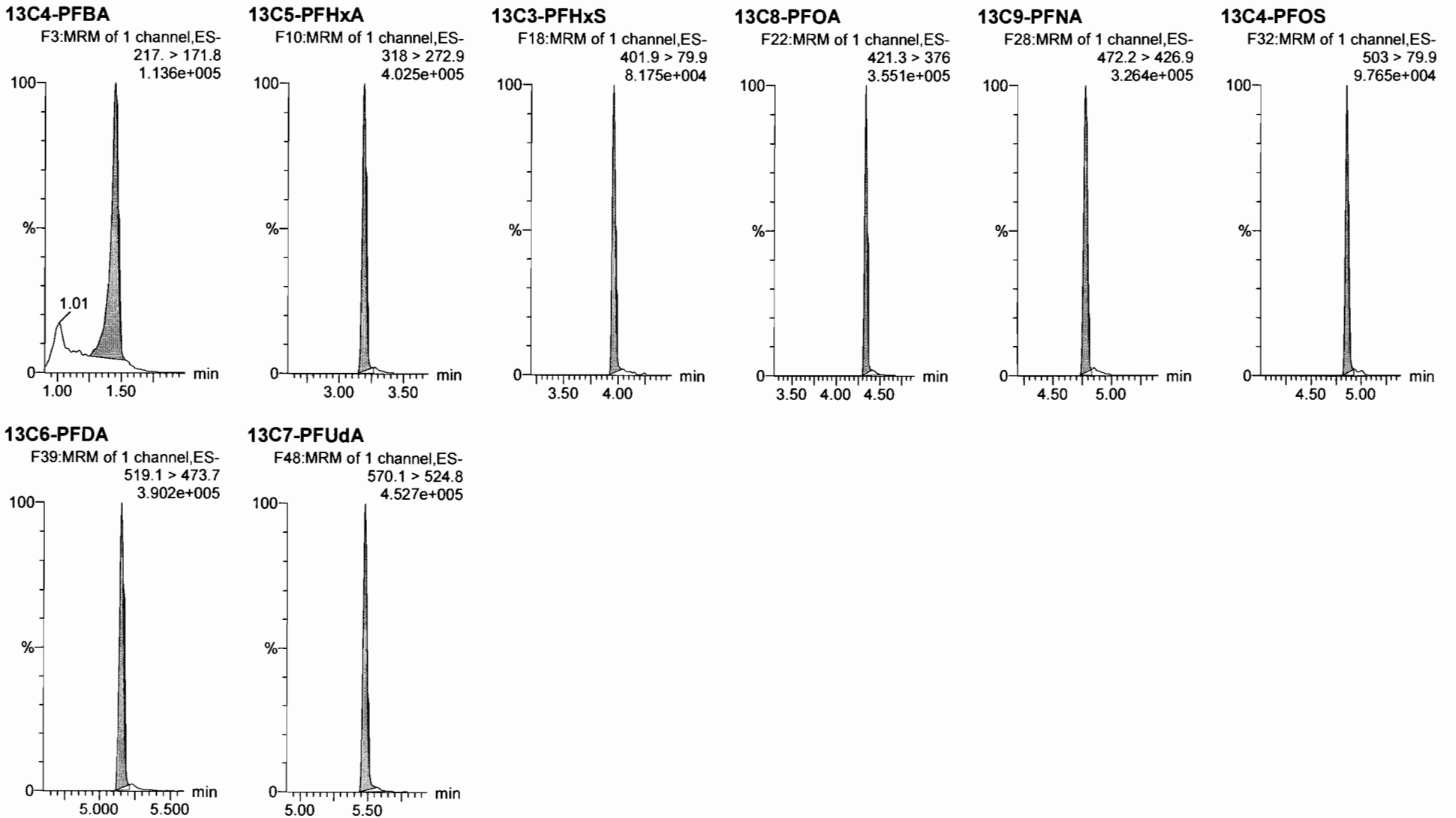


Dataset: F:\Projects\PFAS.PRO\Results\180301M1\180301M1-CRV.qld

Last Altered: Saturday, March 03, 2018 04:46:56 Pacific Standard Time

Printed: Saturday, March 03, 2018 04:47:38 Pacific Standard Time

Name: 180301M1_6, Date: 02-Mar-2018, Time: 01:37:43, ID: ST180301M1-5 PFC CS2 18B2316, Description: PFC CS2 18B2316

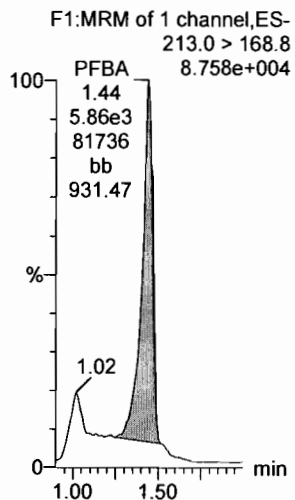


Dataset: F:\Projects\PFAS.PRO\Results\180301M1\180301M1-CRV.qld

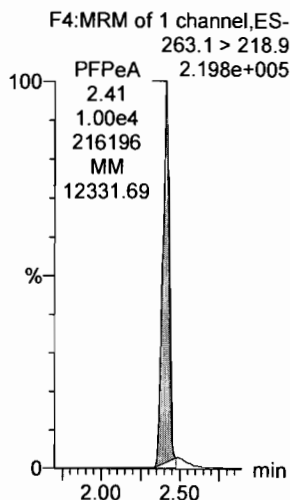
Last Altered: Saturday, March 03, 2018 04:59:10 Pacific Standard Time
Printed: Saturday, March 03, 2018 04:59:27 Pacific Standard Time

Name: 180301M1_7, Date: 02-Mar-2018, Time: 01:49:10, ID: ST180301M1-6 PFC CS3 18B2317, Description: PFC CS3 18B2317

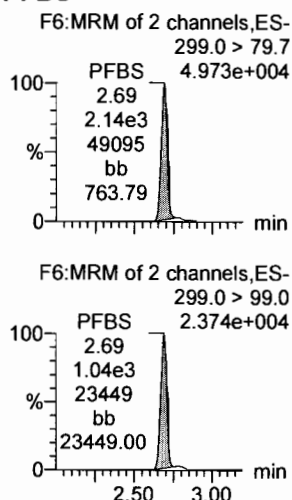
PFBA



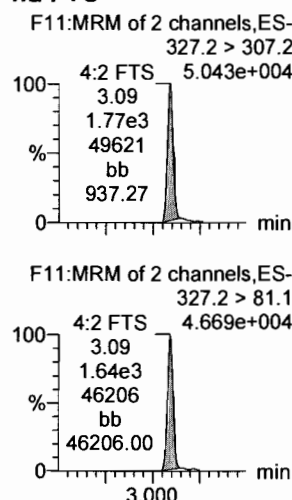
PFPeA



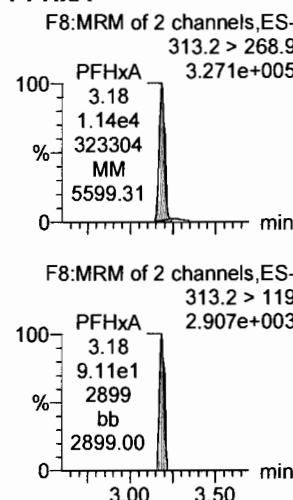
PFBS



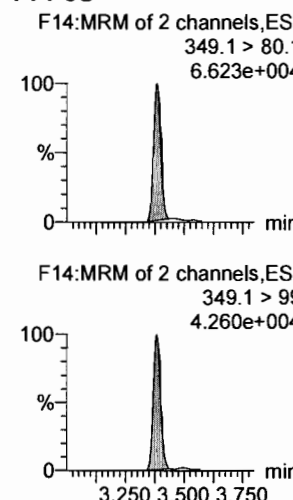
4:2 FTS



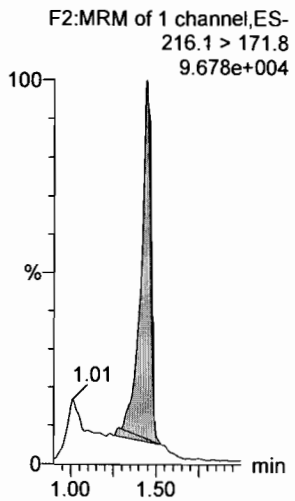
PFHxA



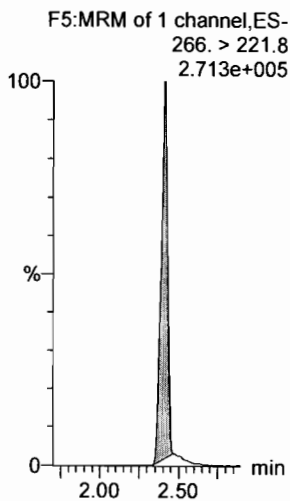
PFPeS



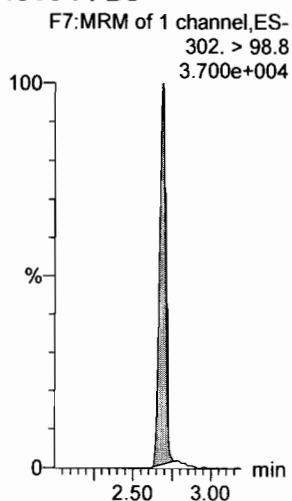
13C3-PFBA



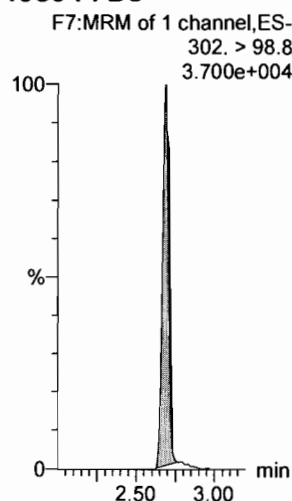
13C3-PFPeA



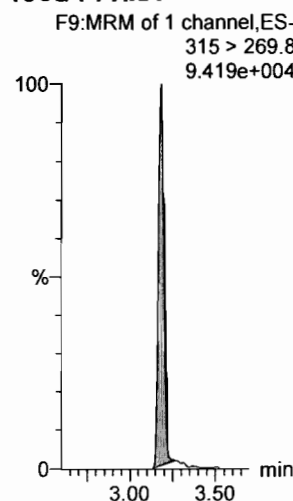
13C3-PFBS



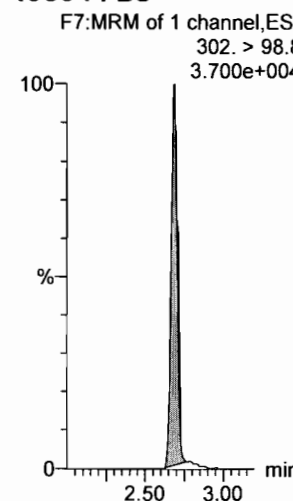
13C3-PFBS



13C2-PFHxA



13C3-PFBS



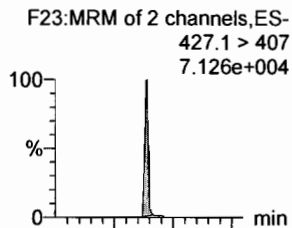
Dataset: F:\Projects\PFAS.PRO\Results\180301M1\180301M1-CRV.qld

Last Altered: Saturday, March 03, 2018 04:59:10 Pacific Standard Time

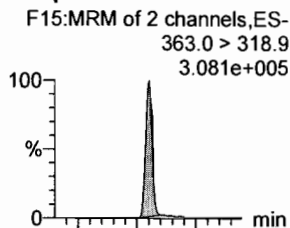
Printed: Saturday, March 03, 2018 04:59:27 Pacific Standard Time

Name: 180301M1_7, Date: 02-Mar-2018, Time: 01:49:10, ID: ST180301M1-6 PFC CS3 18B2317, Description: PFC CS3 18B2317

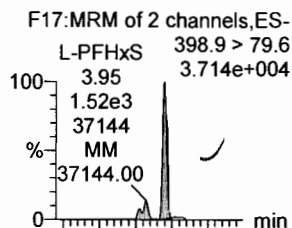
6:2 FTS



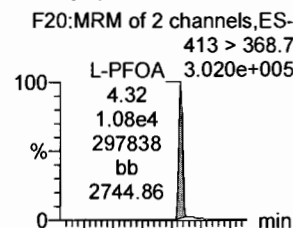
PFHpA



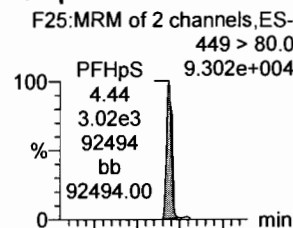
L-PFHxS



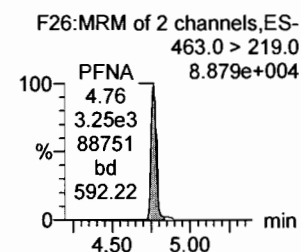
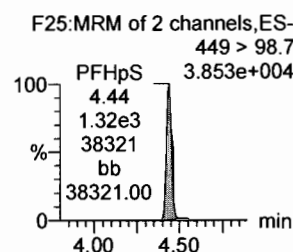
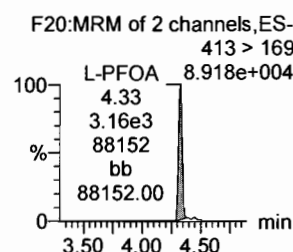
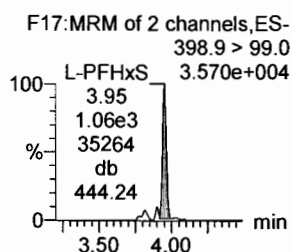
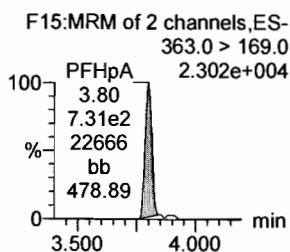
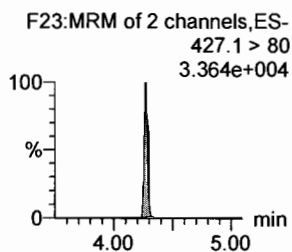
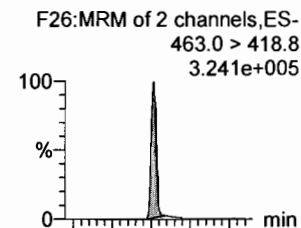
L-PFOA



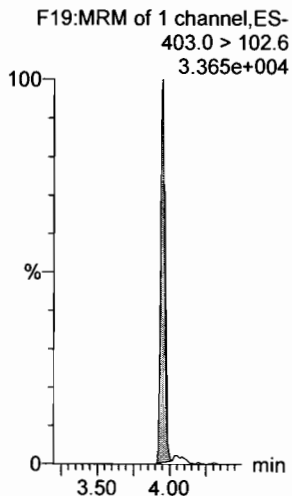
PFHpS



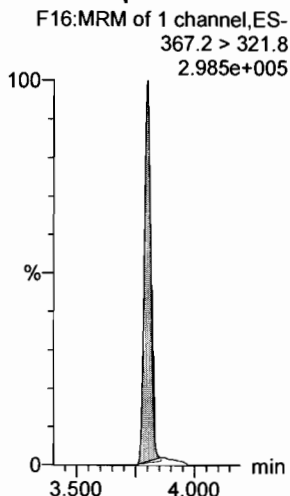
PFNA




1802-PFHxS




13C4-PFHpA



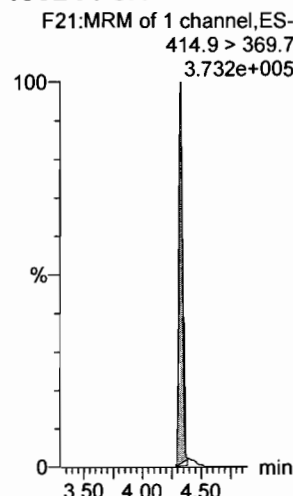
13C2-PFOA



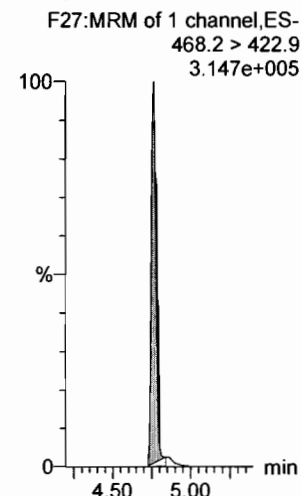
13C2-PFOA



13C2-PFOA



13C5-PFNA

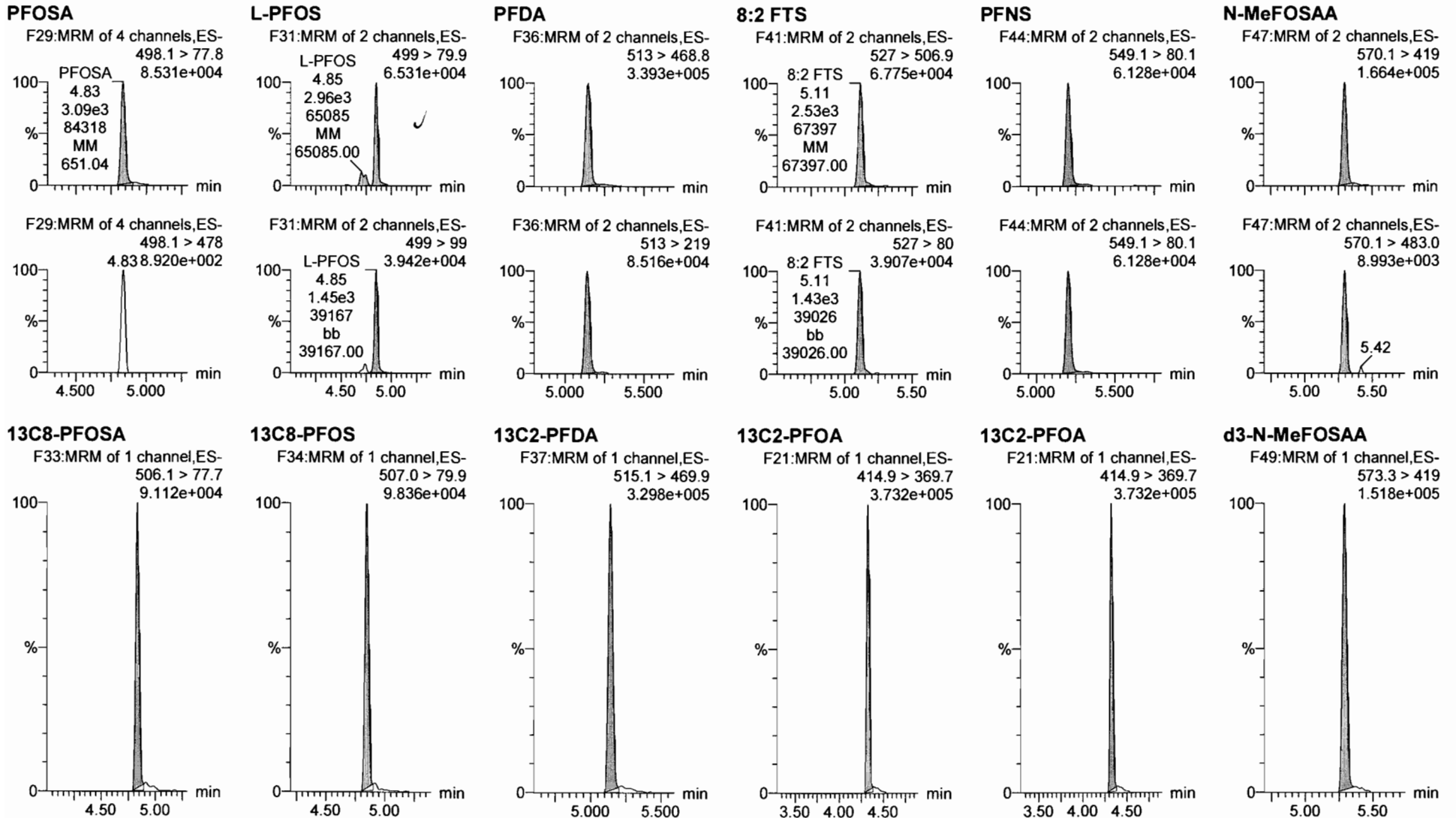


Dataset: F:\Projects\PFAS.PRO\Results\180301M1\180301M1-CRV.qld

Last Altered: Saturday, March 03, 2018 04:59:10 Pacific Standard Time

Printed: Saturday, March 03, 2018 04:59:27 Pacific Standard Time

Name: 180301M1_7, Date: 02-Mar-2018, Time: 01:49:10, ID: ST180301M1-6 PFC CS3 18B2317, Description: PFC CS3 18B2317



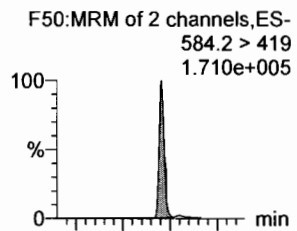
Dataset: F:\Projects\PFAS.PRO\Results\180301M1\180301M1-CRV.qld

Last Altered: Saturday, March 03, 2018 04:59:10 Pacific Standard Time

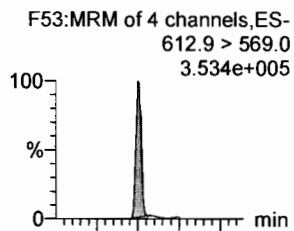
Printed: Saturday, March 03, 2018 04:59:27 Pacific Standard Time

Name: 180301M1_7, Date: 02-Mar-2018, Time: 01:49:10, ID: ST180301M1-6 PFC CS3 18B2317, Description: PFC CS3 18B2317

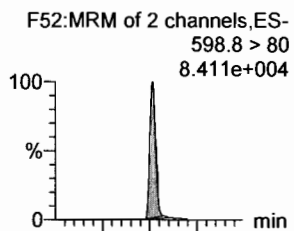
N-EtFOSAA



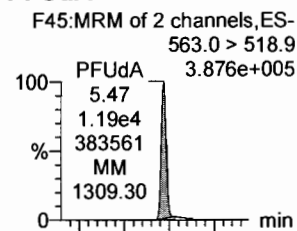
PFDoA



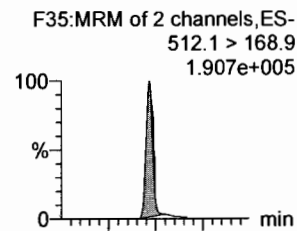
PFDS



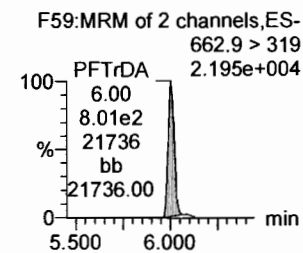
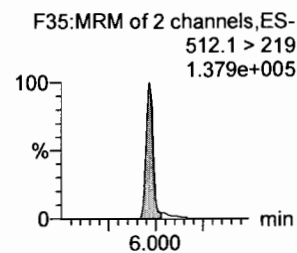
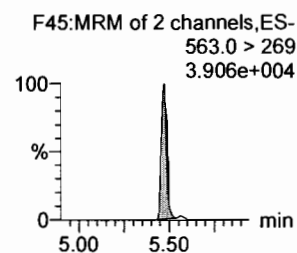
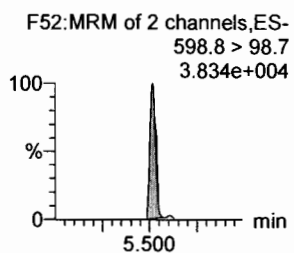
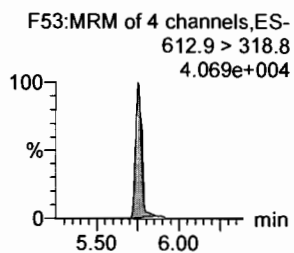
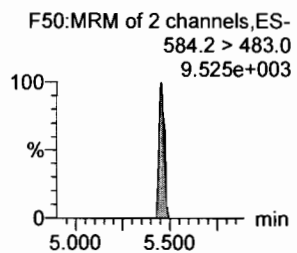
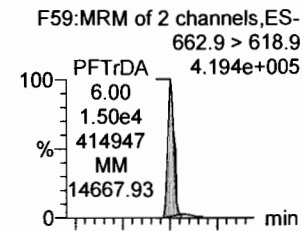
PFUdA




N-MeFOSA



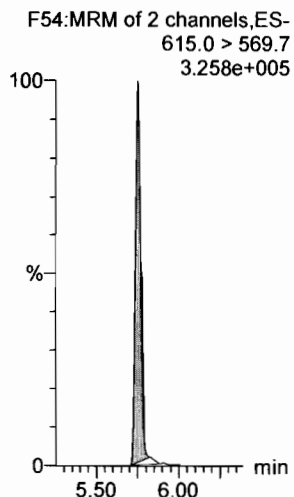
PFTrDA



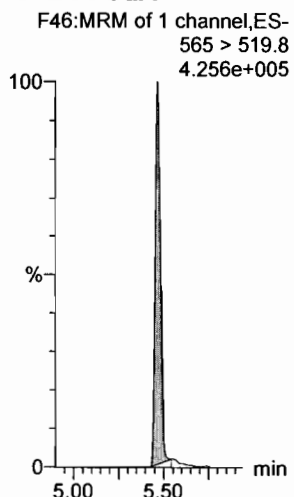
d5-N-EtFOSAA



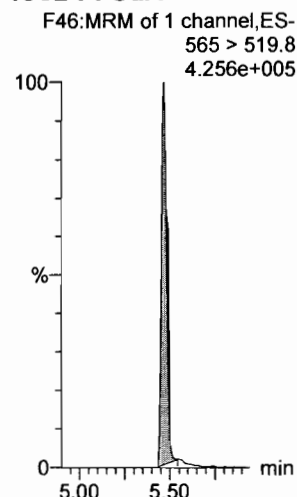
13C2-PFDoA



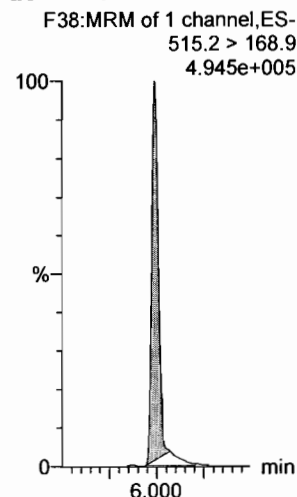
13C2-PFUdA



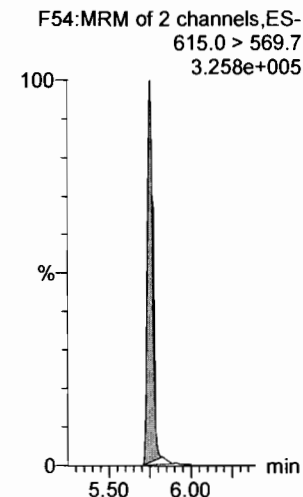
13C2-PFUdA



d3-N-MeFOSA



13C2-PFDoA



Dataset: F:\Projects\PFAS.PRO\Results\180301M1\180301M1-CRV.qld

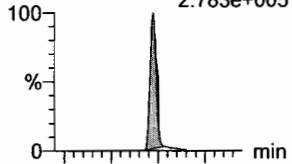
Last Altered: Saturday, March 03, 2018 04:59:10 Pacific Standard Time

Printed: Saturday, March 03, 2018 04:59:27 Pacific Standard Time

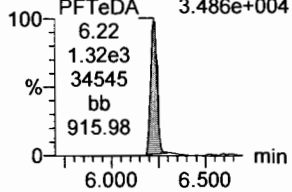
Name: 180301M1_7, Date: 02-Mar-2018, Time: 01:49:10, ID: ST180301M1-6 PFC CS3 18B2317, Description: PFC CS3 18B2317

PFTeDA

F60:MRM of 2 channels,ES-
712.9 > 668.8
2.783e+005

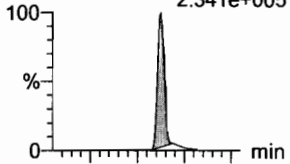


F60:MRM of 2 channels,ES-
712.9 > 369
3.486e+004

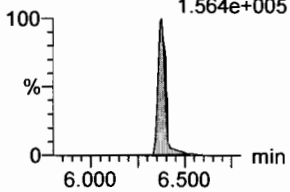


N-EtFOSA

F40:MRM of 2 channels,ES-
526.1 > 168.9
2.341e+005

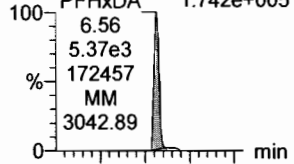


F40:MRM of 2 channels,ES-
526.1 > 219
1.564e+005

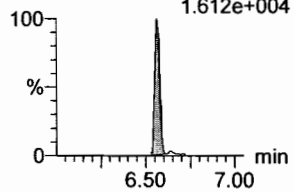


PFHxDA

F62:MRM of 2 channels,ES-
813.1 > 768.6
1.742e+005




F62:MRM of 2 channels,ES-
813.1 > 219
1.612e+004

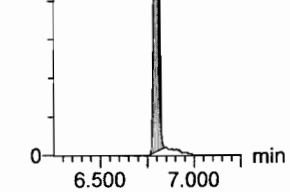


PFODA

F64:MRM of 1 channel,ES-
913.1 > 868.8
2.611e+005

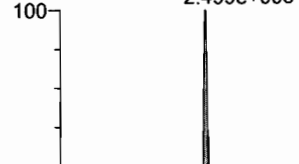


F64:MRM of 1 channel,ES-
913.1 > 868.8
2.611e+005

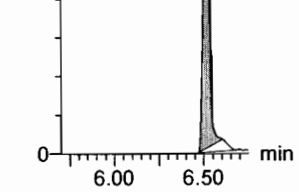


N-MeFOSE

F55:MRM of 1 channel,ES-
616.1 > 58.9
2.499e+005

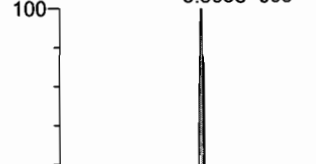


F55:MRM of 1 channel,ES-
616.1 > 58.9
2.499e+005

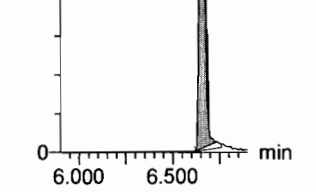


N-EtFOSE

F57:MRM of 1 channel,ES-
630.1 > 58.9
3.503e+005



F57:MRM of 1 channel,ES-
630.1 > 58.9
3.503e+005

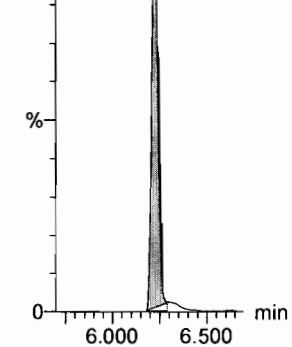


13C2-PFTeDA

F61:MRM of 2 channels,ES-
714.8 > 669.6
1.535e+005

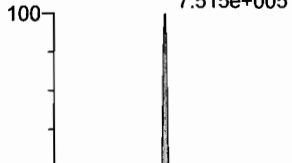


F61:MRM of 2 channels,ES-
714.8 > 669.6
1.535e+005

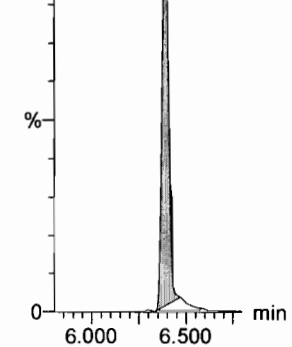


d5-N-ETFOSA

F43:MRM of 1 channel,ES-
531.1 > 168.9
7.515e+005



F43:MRM of 1 channel,ES-
531.1 > 168.9
7.515e+005

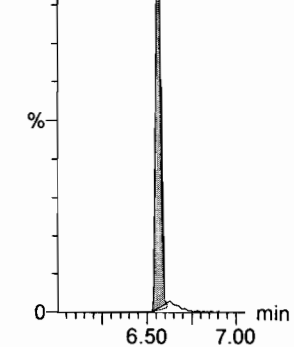


13C2-PFHxDA

F63:MRM of 1 channel,ES-
815 > 769.7
1.328e+005



F63:MRM of 1 channel,ES-
815 > 769.7
1.328e+005

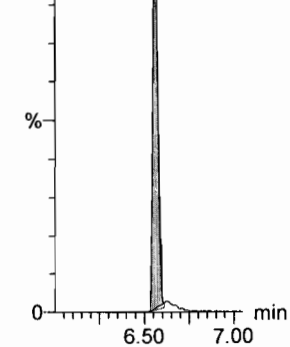


13C2-PFHxDA

F63:MRM of 1 channel,ES-
815 > 769.7
1.328e+005

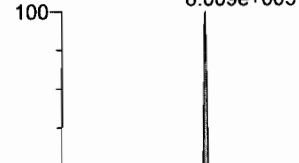


F63:MRM of 1 channel,ES-
815 > 769.7
1.328e+005

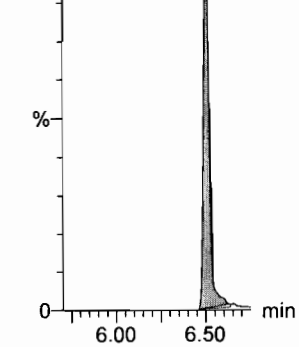


d7-N-MeFOSE

F56:MRM of 1 channel,ES-
623.1 > 58.9
8.009e+005




F56:MRM of 1 channel,ES-
623.1 > 58.9
8.009e+005

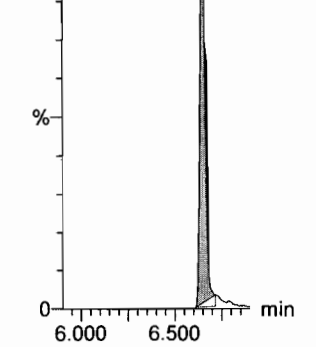


d9-N-EtFOSE

F58:MRM of 1 channel,ES-
639.2 > 58.8
7.287e+005



F58:MRM of 1 channel,ES-
639.2 > 58.8
7.287e+005



Dataset: F:\Projects\PFAS.PRO\Results\180301M1\180301M1-CRV.qld

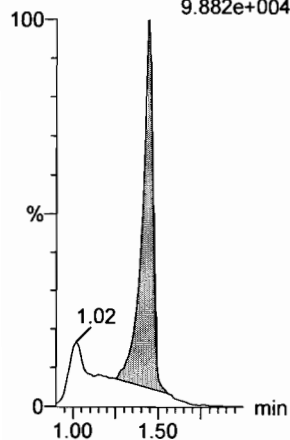
Last Altered: Saturday, March 03, 2018 04:59:10 Pacific Standard Time

Printed: Saturday, March 03, 2018 04:59:27 Pacific Standard Time

Name: 180301M1_7, Date: 02-Mar-2018, Time: 01:49:10, ID: ST180301M1-6 PFC CS3 18B2317, Description: PFC CS3 18B2317

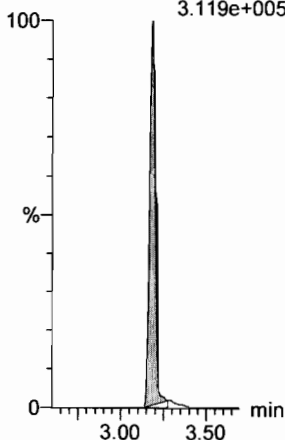
13C4-PFBA

F3:MRM of 1 channel,ES-
217. > 171.8
9.882e+004



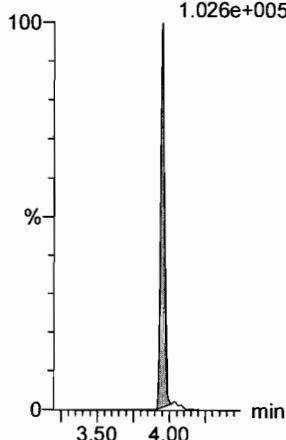
13C5-PFHxA

F10:MRM of 1 channel,ES-
318 > 272.9
3.119e+005



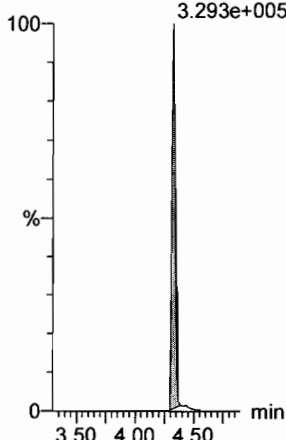
13C3-PFHxS

F18:MRM of 1 channel,ES-
401.9 > 79.9
1.026e+005



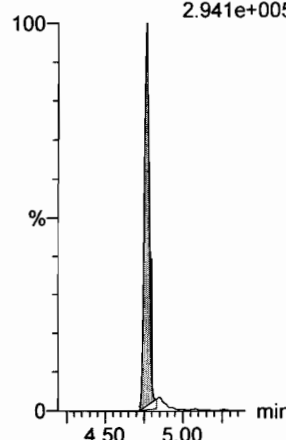
13C8-PFOA

F22:MRM of 1 channel,ES-
421.3 > 376
3.293e+005



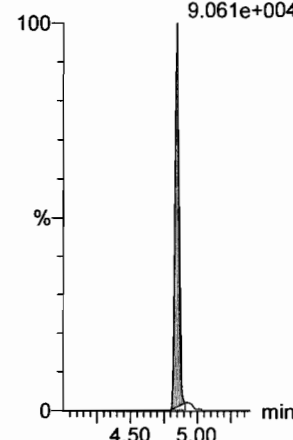
13C9-PFNA

F28:MRM of 1 channel,ES-
472.2 > 426.9
2.941e+005



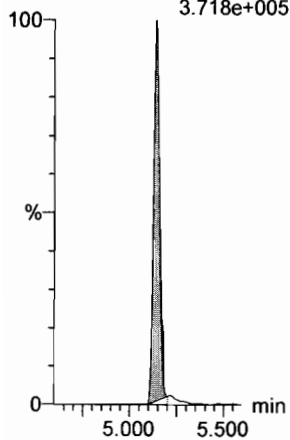
13C4-PFOS

F32:MRM of 1 channel,ES-
503 > 79.9
9.061e+004



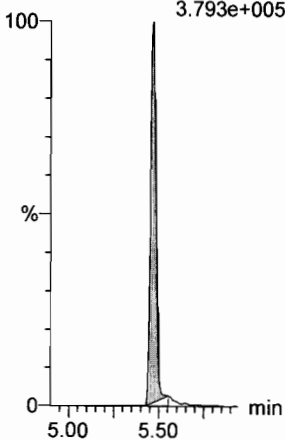
13C6-PFDA

F39:MRM of 1 channel,ES-
519.1 > 473.7
3.718e+005



13C7-PFUdA

F48:MRM of 1 channel,ES-
570.1 > 524.8
3.793e+005



Dataset: F:\Projects\PFAS.PRO\Results\180301M1\180301M1-CRV.qld

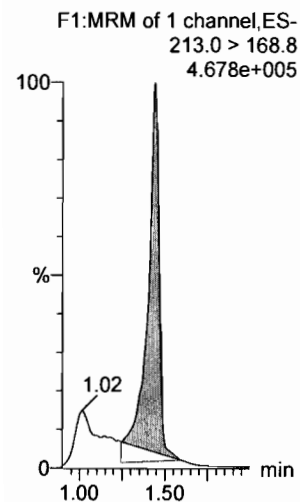
Last Altered: Saturday, March 03, 2018 05:00:34 Pacific Standard Time
Printed: Saturday, March 03, 2018 05:01:20 Pacific Standard Time

Method: F:\Projects\PFAS.PRO\MethDB\PFAS_FULL_80C_022718.mdb 28 Feb 2018 13:19:45

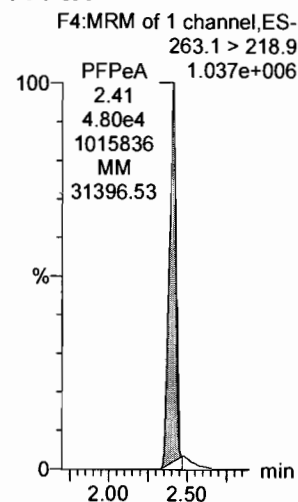
Calibration: 03 Mar 2018 05:00:34

Name: 180301M1_8, Date: 02-Mar-2018, Time: 02:00:37, ID: ST180301M1-7 PFC CS4 18B2318, Description: PFC CS4 18B2318

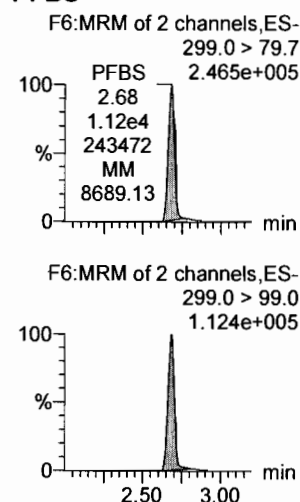
PFBA



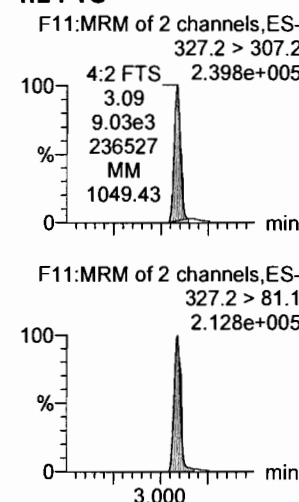
PFPeA



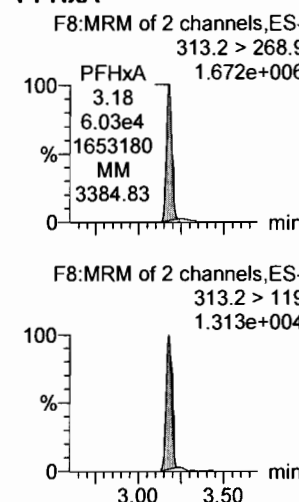
PFBS



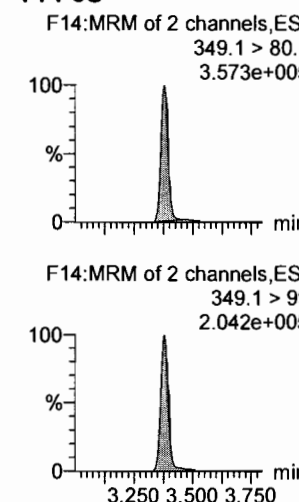
4:2 FTS



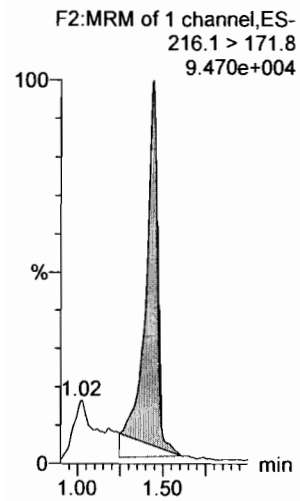
PFHxA



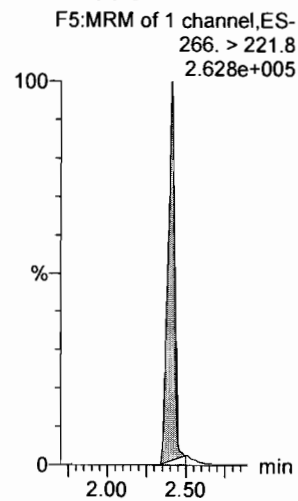
PFPeS



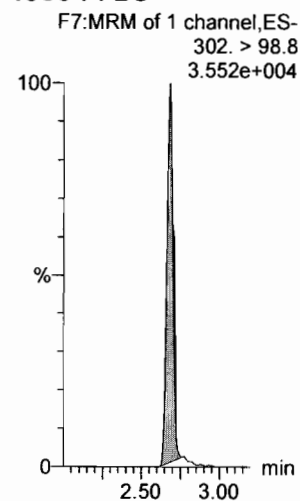
13C3-PFBA



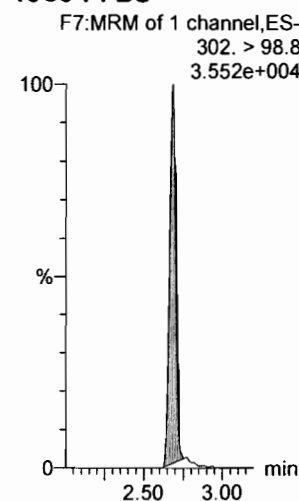
13C3-PFPeA



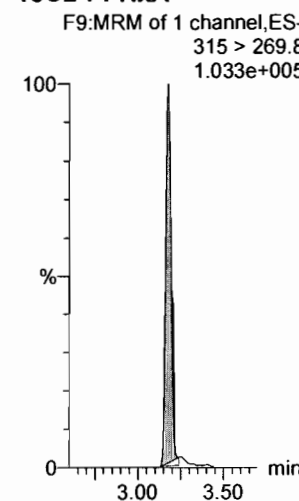
13C3-PFBS



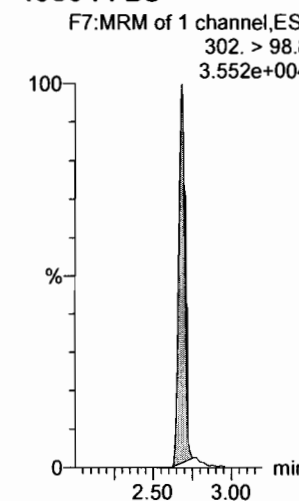
13C3-PFBS



13C2-PFHxA



13C3-PFBS



Dataset: F:\Projects\PFAS.PRO\Results\180301M1\180301M1-CRV.qld

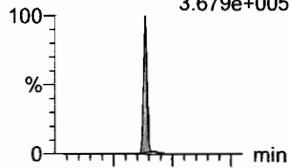
Last Altered: Saturday, March 03, 2018 05:00:34 Pacific Standard Time

Printed: Saturday, March 03, 2018 05:01:20 Pacific Standard Time

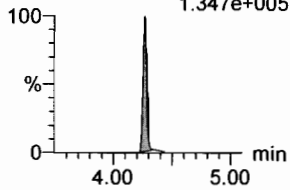
Name: 180301M1_8, Date: 02-Mar-2018, Time: 02:00:37, ID: ST180301M1-7 PFC CS4 18B2318, Description: PFC CS4 18B2318

6:2 FTS

F23:MRM of 2 channels,ES-
427.1 > 407
3.679e+005

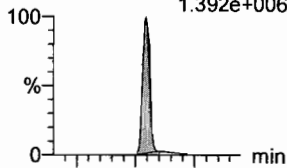


F23:MRM of 2 channels,ES-
427.1 > 80
1.347e+005

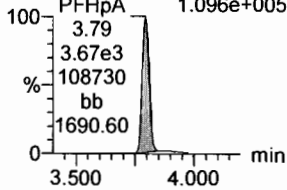


PFHpA

F15:MRM of 2 channels,ES-
363.0 > 318.9
1.392e+006

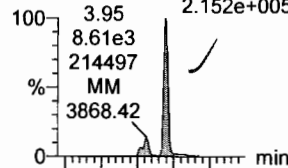


F15:MRM of 2 channels,ES-
363.0 > 169.0
1.096e+005

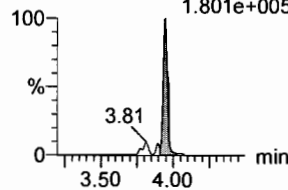


L-PFHxS

F17:MRM of 2 channels,ES-
398.9 > 79.6
2.152e+005

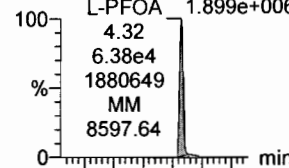


F17:MRM of 2 channels,ES-
398.9 > 99.0
1.801e+005

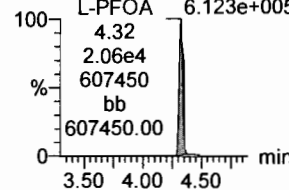


L-PFOA

F20:MRM of 2 channels,ES-
413 > 368.7
1.899e+006

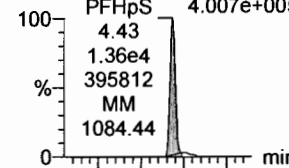


F20:MRM of 2 channels,ES-
413 > 169
6.123e+005

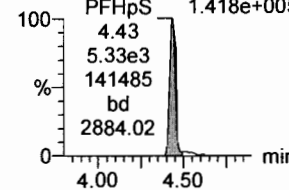


PFHpS

F25:MRM of 2 channels,ES-
449 > 80.0
4.007e+005

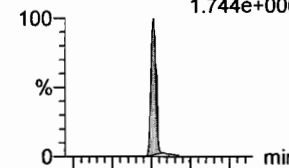


F25:MRM of 2 channels,ES-
449 > 98.7
1.418e+005

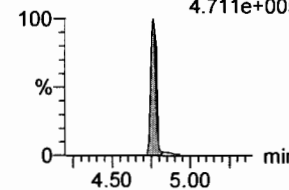


PFNA

F26:MRM of 2 channels,ES-
463.0 > 418.8
1.744e+006

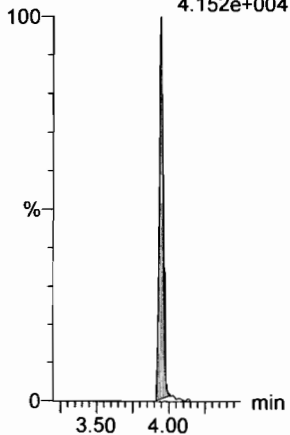


F26:MRM of 2 channels,ES-
463.0 > 219.0
4.711e+005



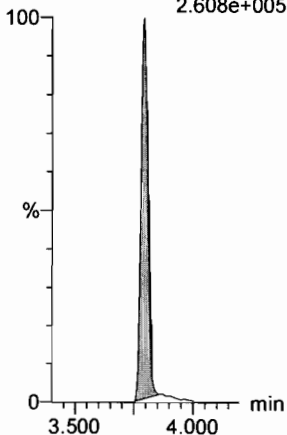
18O2-PFHxS

F19:MRM of 1 channel,ES-
403.0 > 102.6
4.152e+004




13C4-PFHpA

F16:MRM of 1 channel,ES-
367.2 > 321.8
2.608e+005



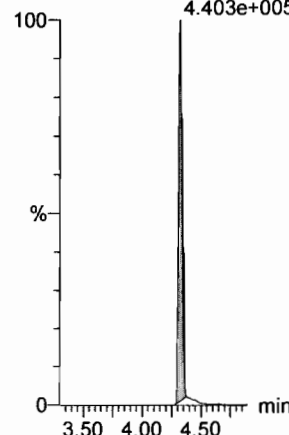
13C2-PFOA

F21:MRM of 1 channel,ES-
414.9 > 369.7
4.403e+005




13C2-PFOA

F21:MRM of 1 channel,ES-
414.9 > 369.7
4.403e+005



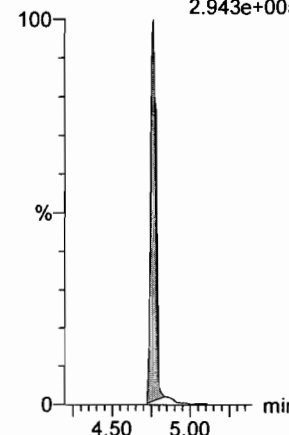
13C2-PFOA

F21:MRM of 1 channel,ES-
414.9 > 369.7
4.403e+005



13C5-PFNA

F27:MRM of 1 channel,ES-
468.2 > 422.9
2.943e+005



Dataset: F:\Projects\PFAS.PRO\Results\180301M1\180301M1-CRV.qld

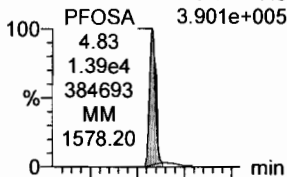
Last Altered: Saturday, March 03, 2018 05:00:34 Pacific Standard Time

Printed: Saturday, March 03, 2018 05:01:20 Pacific Standard Time

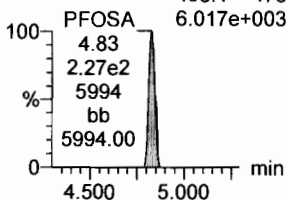
Name: 180301M1_8, Date: 02-Mar-2018, Time: 02:00:37, ID: ST180301M1-7 PFC CS4 18B2318, Description: PFC CS4 18B2318

PFOSA

F29:MRM of 4 channels,ES-
498.1 > 77.8
3.901e+005

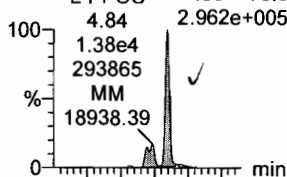


F29:MRM of 4 channels,ES-
498.1 > 478
6.017e+003

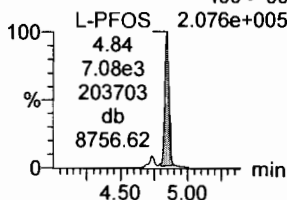


L-PFOS

F31:MRM of 2 channels,ES-
L-PFOS 499 > 79.9
2.962e+005

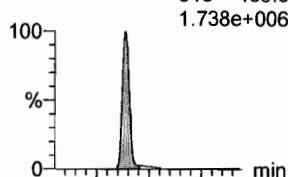


F31:MRM of 2 channels,ES-
L-PFOS 499 > 99
2.076e+005

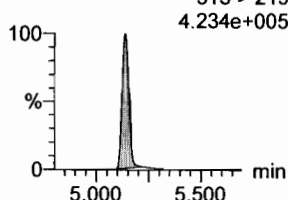


PFDA

F36:MRM of 2 channels,ES-
513 > 468.8
1.738e+006

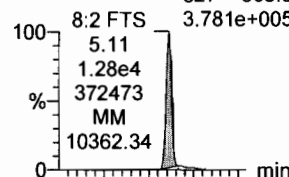


F36:MRM of 2 channels,ES-
513 > 219
4.234e+005

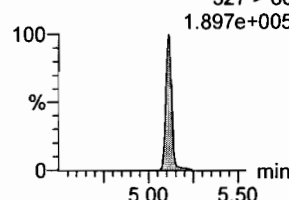


8:2 FTS

F41:MRM of 2 channels,ES-
527 > 506.9
3.781e+005

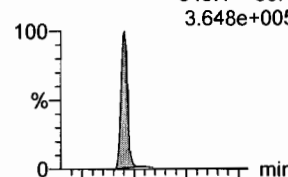


F41:MRM of 2 channels,ES-
527 > 80
1.897e+005

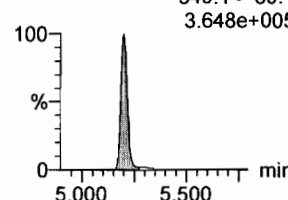


PFNS

F44:MRM of 2 channels,ES-
549.1 > 80.1
3.648e+005

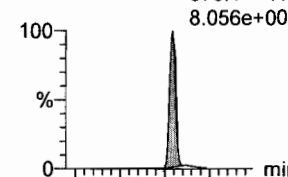


F44:MRM of 2 channels,ES-
549.1 > 80.1
3.648e+005

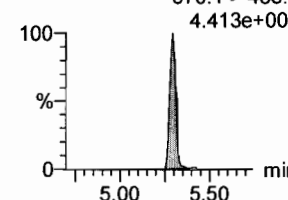


N-MeFOSAA

F47:MRM of 2 channels,ES-
570.1 > 419
8.056e+005

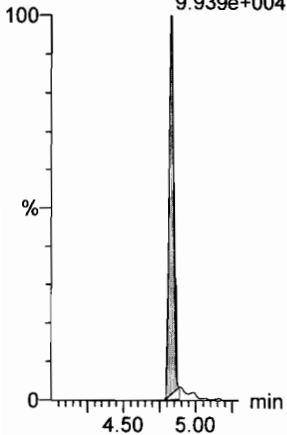


F47:MRM of 2 channels,ES-
570.1 > 483.0
4.413e+004



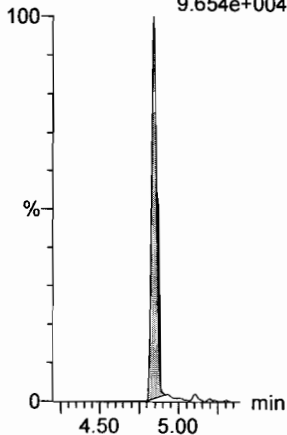
13C8-PFOSA

F33:MRM of 1 channel,ES-
506.1 > 77.7
9.939e+004



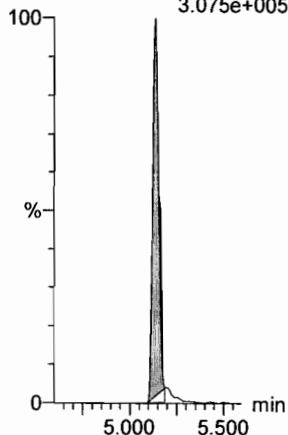
13C8-PFOS

F34:MRM of 1 channel,ES-
507.0 > 79.9
9.654e+004



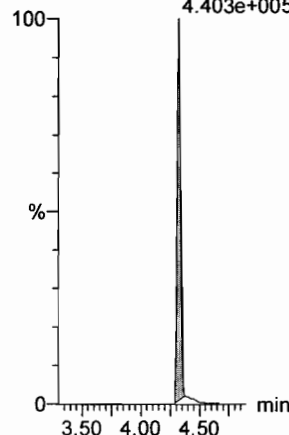
13C2-PFDA

F37:MRM of 1 channel,ES-
515.1 > 469.9
3.075e+005



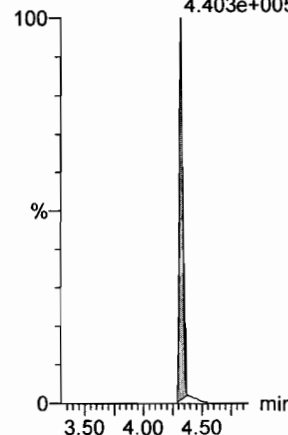
13C2-PFOA

F21:MRM of 1 channel,ES-
414.9 > 369.7
4.403e+005



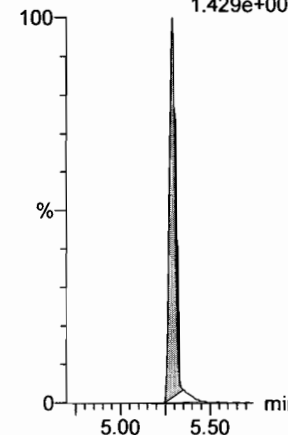
13C2-PFOA

F21:MRM of 1 channel,ES-
414.9 > 369.7
4.403e+005



d3-N-MeFOSAA

F49:MRM of 1 channel,ES-
573.3 > 419
1.429e+005

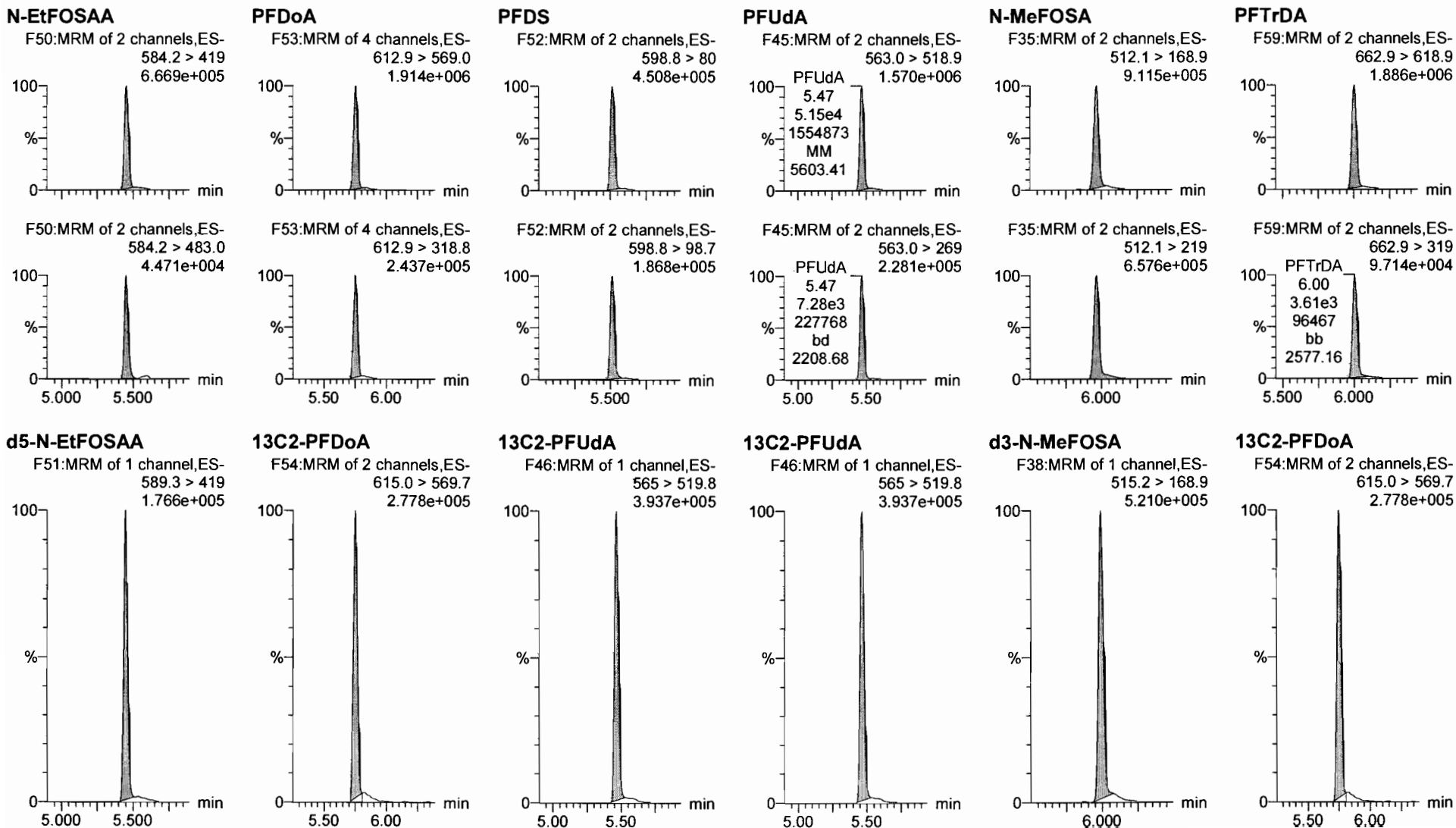


Dataset: F:\Projects\PFAS.PRO\Results\180301M1\180301M1-CRV.qld

Last Altered: Saturday, March 03, 2018 05:00:34 Pacific Standard Time

Printed: Saturday, March 03, 2018 05:01:20 Pacific Standard Time

Name: 180301M1_8, Date: 02-Mar-2018, Time: 02:00:37, ID: ST180301M1-7 PFC CS4 18B2318, Description: PFC CS4 18B2318

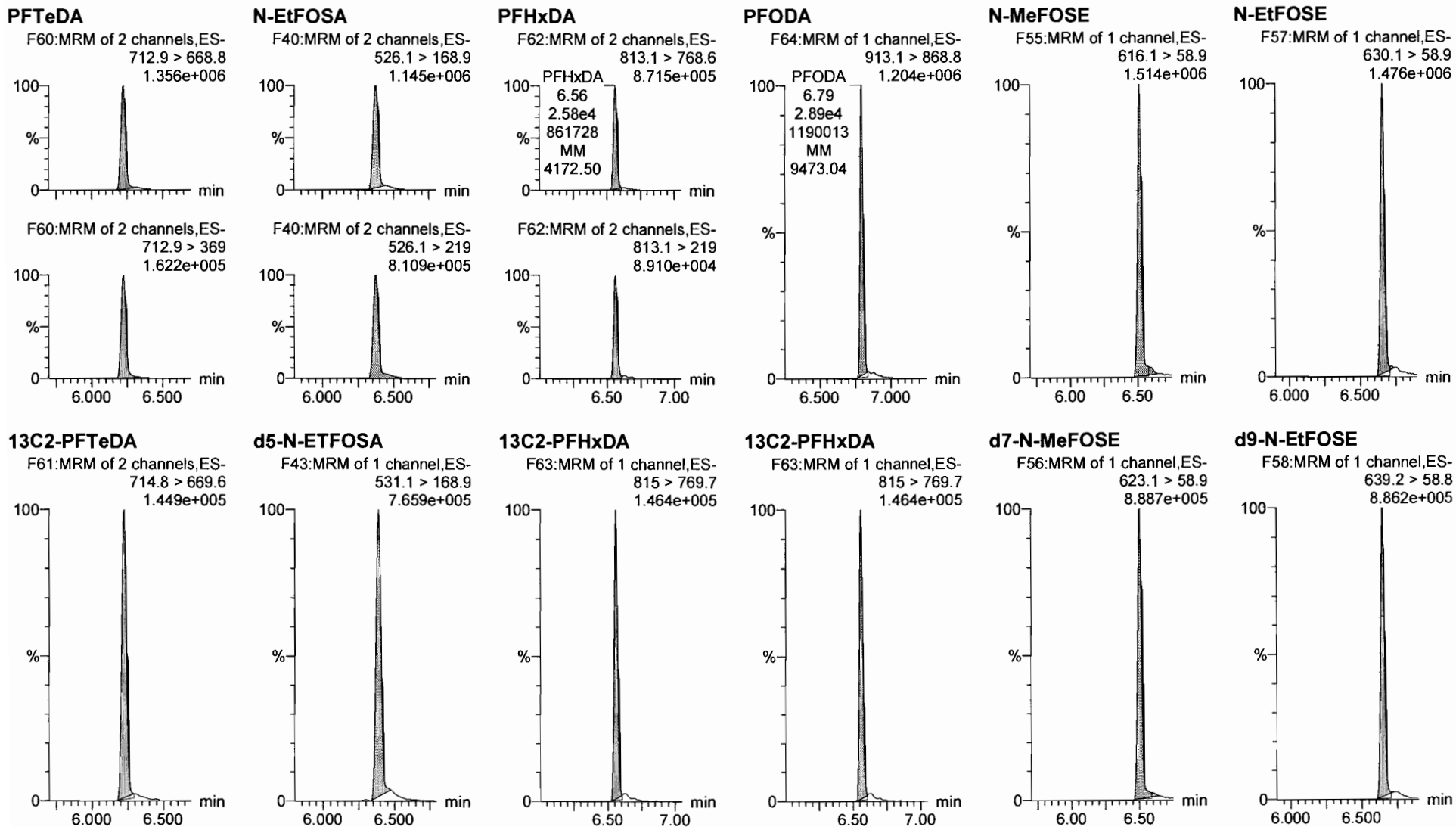


Dataset: F:\Projects\PFAS.PRO\Results\180301M1\180301M1-CRV.qld

Last Altered: Saturday, March 03, 2018 05:00:34 Pacific Standard Time

Printed: Saturday, March 03, 2018 05:01:20 Pacific Standard Time

Name: 180301M1_8, Date: 02-Mar-2018, Time: 02:00:37, ID: ST180301M1-7 PFC CS4 18B2318, Description: PFC CS4 18B2318



Dataset: F:\Projects\PFAS.PRO\Results\180301M1\180301M1-CRV.qld

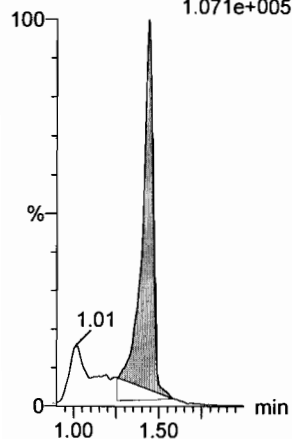
Last Altered: Saturday, March 03, 2018 05:00:34 Pacific Standard Time

Printed: Saturday, March 03, 2018 05:01:20 Pacific Standard Time

Name: 180301M1_8, Date: 02-Mar-2018, Time: 02:00:37, ID: ST180301M1-7 PFC CS4 18B2318, Description: PFC CS4 18B2318

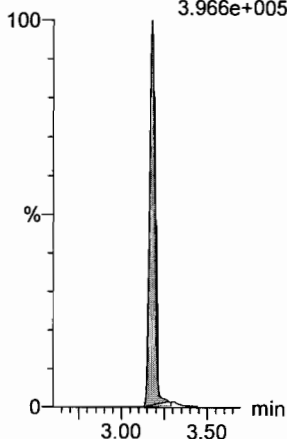
13C4-PFBA

F3:MRM of 1 channel,ES-
217. > 171.8
1.071e+005



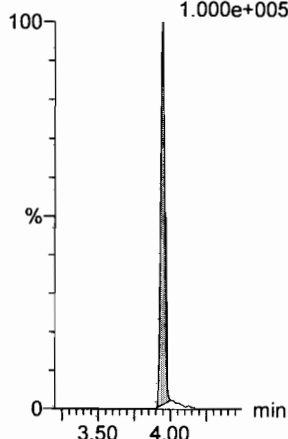
13C5-PFHxA

F10:MRM of 1 channel,ES-
318 > 272.9
3.966e+005



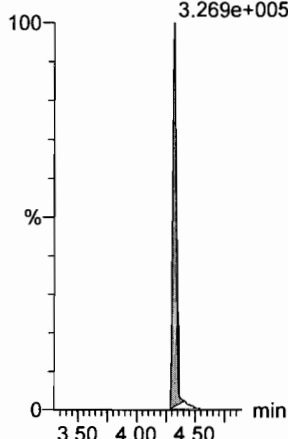
13C3-PFHxS

F18:MRM of 1 channel,ES-
401.9 > 79.9
1.000e+005



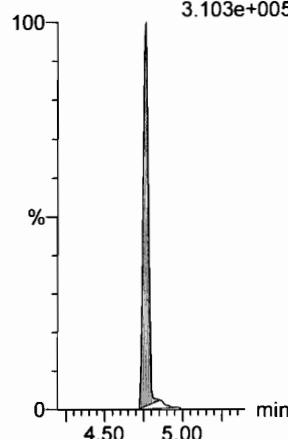
13C8-PFOA

F22:MRM of 1 channel,ES-
421.3 > 376
3.269e+005



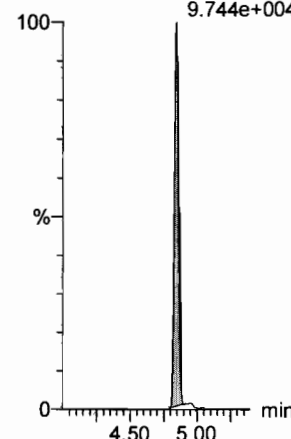
13C9-PFNA

F28:MRM of 1 channel,ES-
472.2 > 426.9
3.103e+005



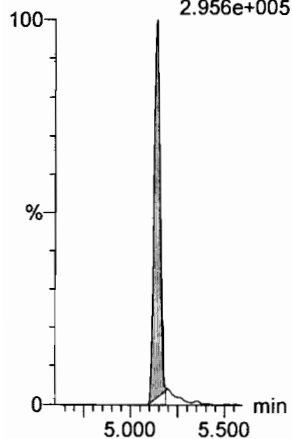
13C4-PFOS

F32:MRM of 1 channel,ES-
503 > 79.9
9.744e+004



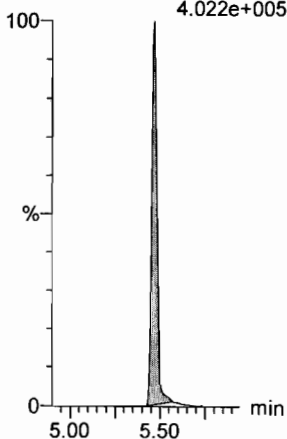
13C6-PFDA

F39:MRM of 1 channel,ES-
519.1 > 473.7
2.956e+005



13C7-PFUdA

F48:MRM of 1 channel,ES-
570.1 > 524.8
4.022e+005



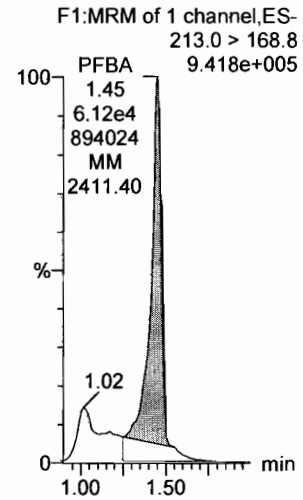
Dataset: F:\Projects\PFAS.PRO\Results\180301M1\180301M1-CRV.qld

Last Altered: Saturday, March 03, 2018 05:01:46 Pacific Standard Time
Printed: Saturday, March 03, 2018 05:04:12 Pacific Standard Time

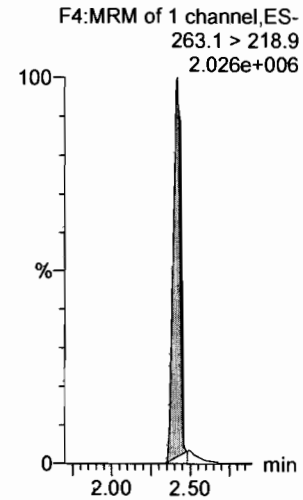
Method: F:\Projects\PFAS.PRO\MethDB\PFAS_FULL_80C_022718.mdb 28 Feb 2018 13:19:45
Calibration: 03 Mar 2018 05:01:46

Name: 180301M1_9, Date: 02-Mar-2018, Time: 02:12:06, ID: ST180301M1-8 PFC CS5 18B2319, Description: PFC CS5 18B2319

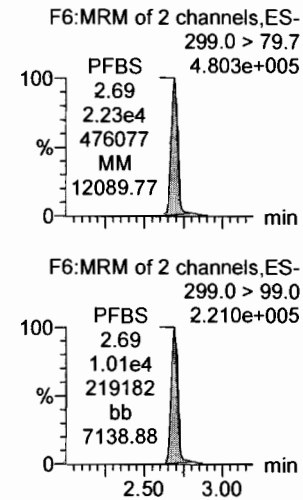
PFBA



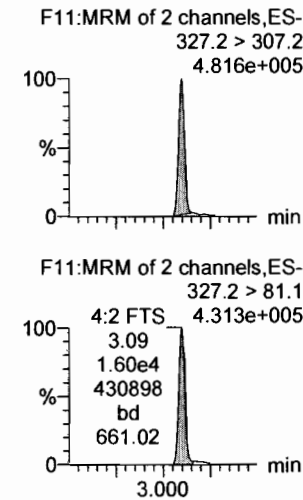
PFPeA



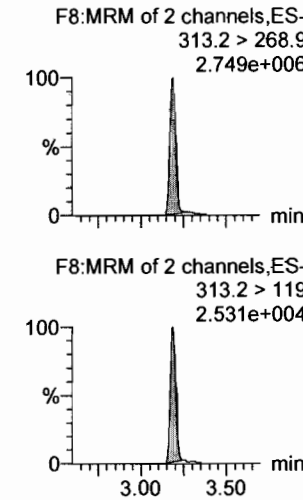
PFBS



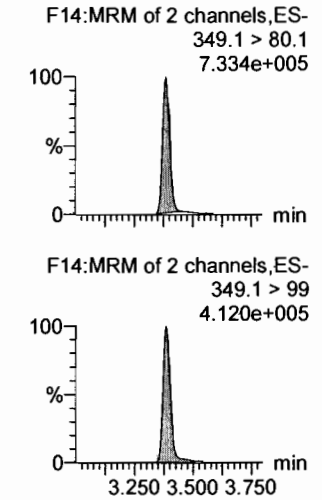
4:2 FTS



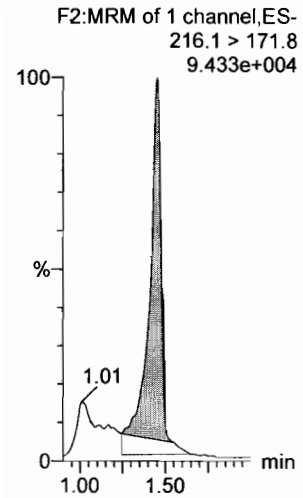
PFHxA



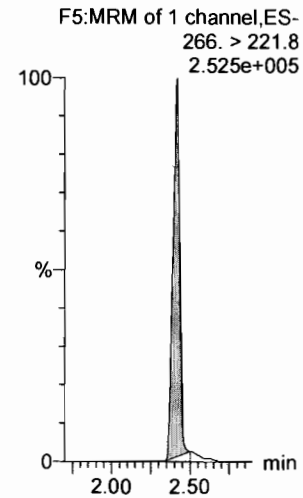
PFPeS



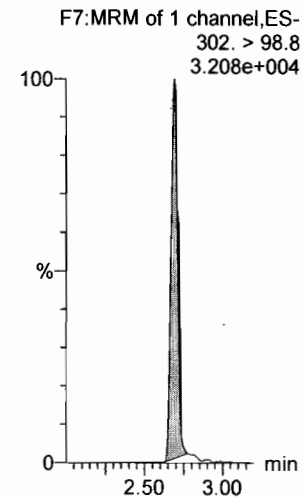
13C3-PFBA



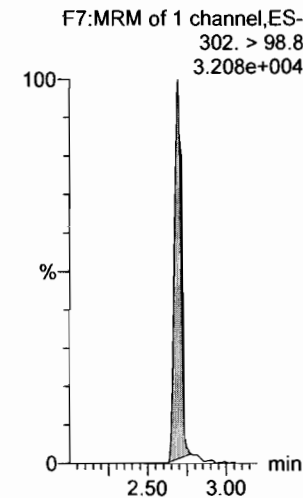
13C3-PFPeA



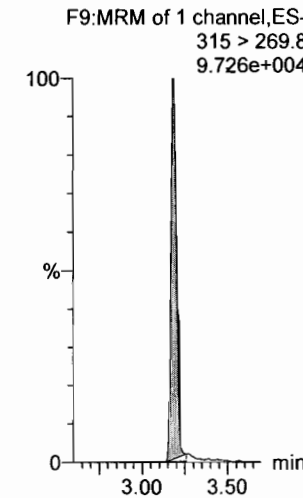
13C3-PFBS



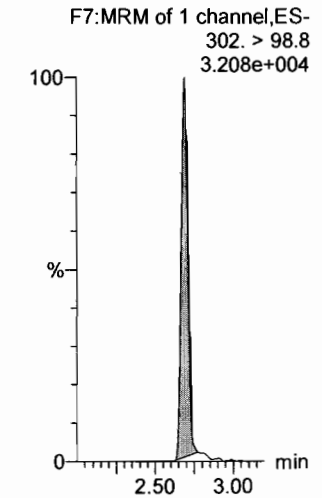
13C3-PFBS



13C2-PFHxA



13C3-PFBS



Dataset: F:\Projects\PFAS.PRO\Results\180301M1\180301M1-CRV.qld

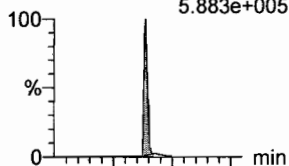
Last Altered: Saturday, March 03, 2018 05:01:46 Pacific Standard Time

Printed: Saturday, March 03, 2018 05:04:12 Pacific Standard Time

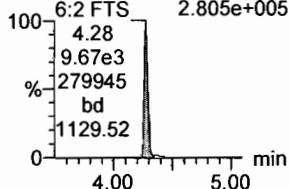
Name: 180301M1_9, Date: 02-Mar-2018, Time: 02:12:06, ID: ST180301M1-8 PFC CS5 18B2319, Description: PFC CS5 18B2319

6:2 FTS

F23:MRM of 2 channels,ES-
427.1 > 407
5.883e+005

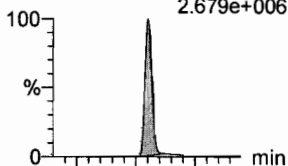


F23:MRM of 2 channels,ES-
427.1 > 80
2.805e+005

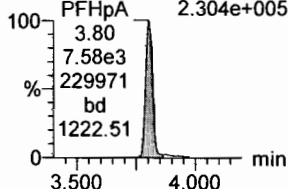


PFHpA

F15:MRM of 2 channels,ES-
363.0 > 318.9
2.679e+006

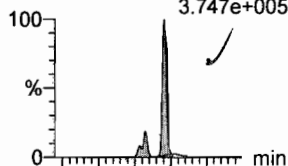


F15:MRM of 2 channels,ES-
363.0 > 169.0
2.304e+005

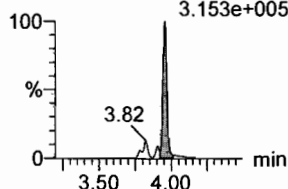


L-PFHxS

F17:MRM of 2 channels,ES-
398.9 > 79.6
3.747e+005

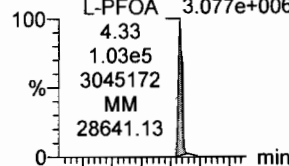


F17:MRM of 2 channels,ES-
398.9 > 99.0
3.153e+005

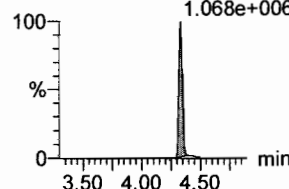


L-PFOA

F20:MRM of 2 channels,ES-
413 > 368.7
3.077e+006

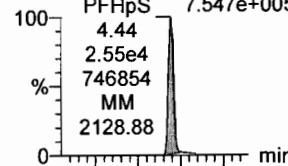


F20:MRM of 2 channels,ES-
413 > 169
1.068e+006

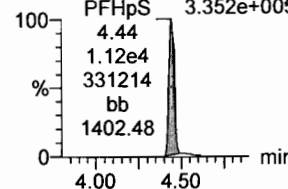


PFHpS

F25:MRM of 2 channels,ES-
449 > 80.0
7.547e+005

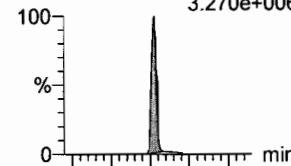


F25:MRM of 2 channels,ES-
449 > 98.7
3.352e+005

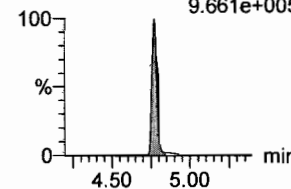


PFNA

F26:MRM of 2 channels,ES-
463.0 > 418.8
3.270e+006

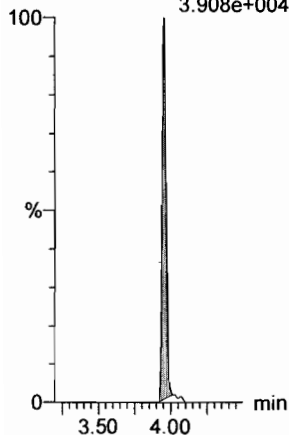


F26:MRM of 2 channels,ES-
463.0 > 219.0
9.661e+005



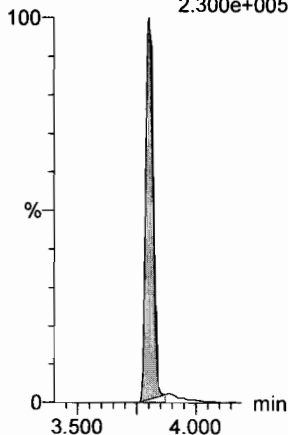
18O2-PFHxS

F19:MRM of 1 channel,ES-
403.0 > 102.6
3.908e+004




13C4-PFHpA

F16:MRM of 1 channel,ES-
367.2 > 321.8
2.300e+005



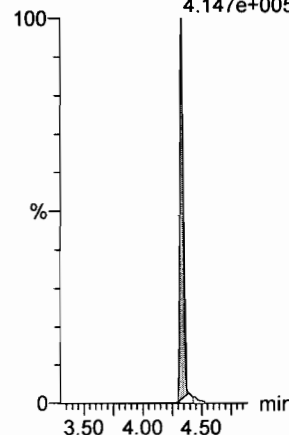
13C2-PFOA

F21:MRM of 1 channel,ES-
414.9 > 369.7
4.147e+005



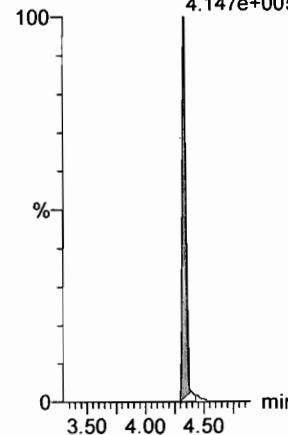
13C2-PFOA

F21:MRM of 1 channel,ES-
414.9 > 369.7
4.147e+005



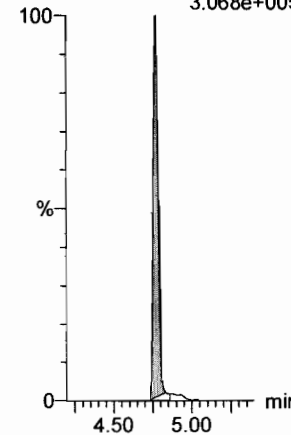
13C2-PFOA

F21:MRM of 1 channel,ES-
414.9 > 369.7
4.147e+005



13C5-PFNA

F27:MRM of 1 channel,ES-
468.2 > 422.9
3.068e+005



Dataset: F:\Projects\PFAS.PRO\Results\180301M1\180301M1-CRV.qld

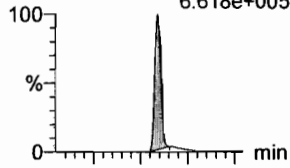
Last Altered: Saturday, March 03, 2018 05:01:46 Pacific Standard Time

Printed: Saturday, March 03, 2018 05:04:12 Pacific Standard Time

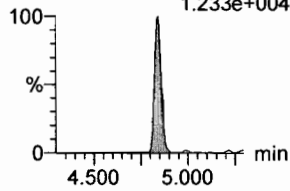
Name: 180301M1_9, Date: 02-Mar-2018, Time: 02:12:06, ID: ST180301M1-8 PFC CS5 18B2319, Description: PFC CS5 18B2319

PFOSA

F29:MRM of 4 channels,ES-
498.1 > 77.8
6.618e+005

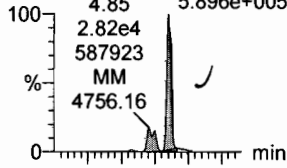


F29:MRM of 4 channels,ES-
498.1 > 478
1.233e+004

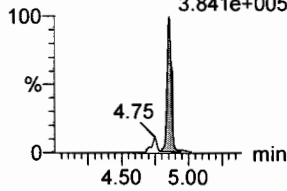


L-PFOS

F31:MRM of 2 channels,ES-
L-PFOS 499 > 79.9
4.85 5.896e+005
2.82e4
587923
MM
4756.16

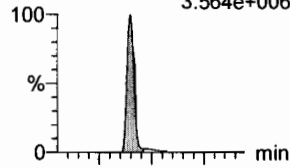


F31:MRM of 2 channels,ES-
499 > 99
3.841e+005

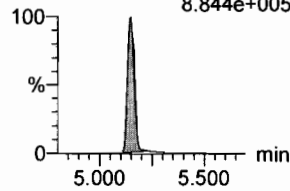


PFDA

F36:MRM of 2 channels,ES-
513 > 468.8
3.564e+006

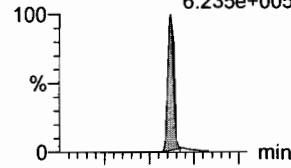


F36:MRM of 2 channels,ES-
513 > 219
8.844e+005

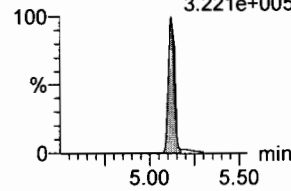


8:2 FTS

F41:MRM of 2 channels,ES-
527 > 506.9
6.235e+005

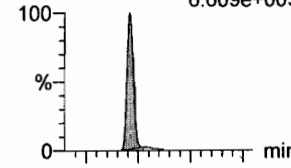


F41:MRM of 2 channels,ES-
527 > 80
3.221e+005

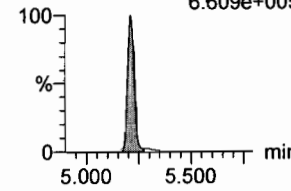


PFNS

F44:MRM of 2 channels,ES-
549.1 > 80.1
6.609e+005

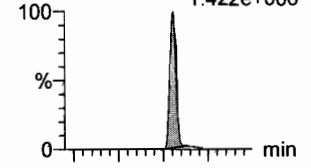


F44:MRM of 2 channels,ES-
549.1 > 80.1
6.609e+005

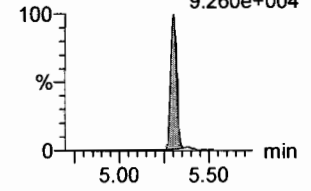


N-MeFOSAA

F47:MRM of 2 channels,ES-
570.1 > 419
1.422e+006

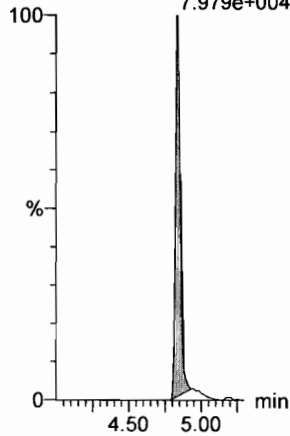


F47:MRM of 2 channels,ES-
570.1 > 483.0
9.260e+004



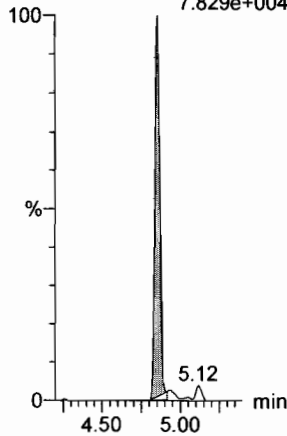
13C8-PFOSA

F33:MRM of 1 channel,ES-
506.1 > 77.7
7.979e+004



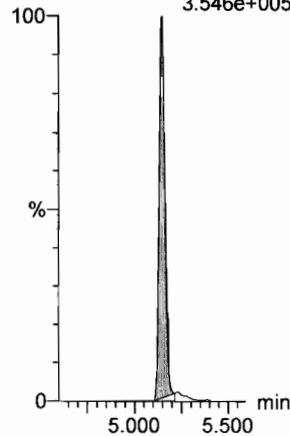
13C8-PFOS

F34:MRM of 1 channel,ES-
507.0 > 79.9
7.829e+004



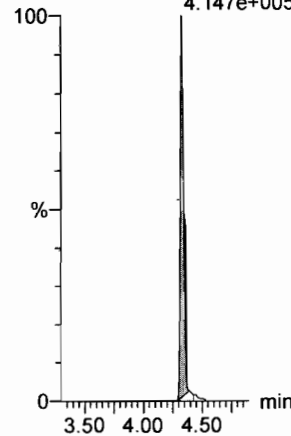
13C2-PFDA

F37:MRM of 1 channel,ES-
515.1 > 469.9
3.546e+005



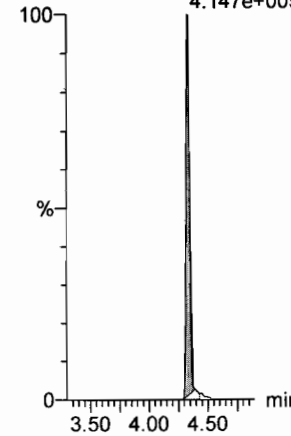
13C2-PFOA

F21:MRM of 1 channel,ES-
414.9 > 369.7
4.147e+005



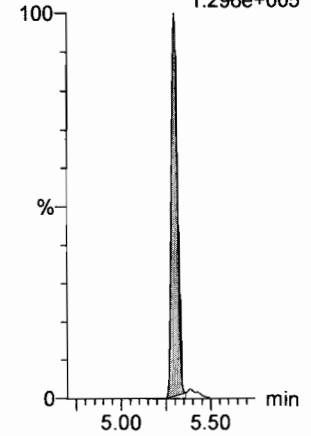
13C2-PFOA

F21:MRM of 1 channel,ES-
414.9 > 369.7
4.147e+005



d3-N-MeFOSAA

F49:MRM of 1 channel,ES-
573.3 > 419
1.296e+005

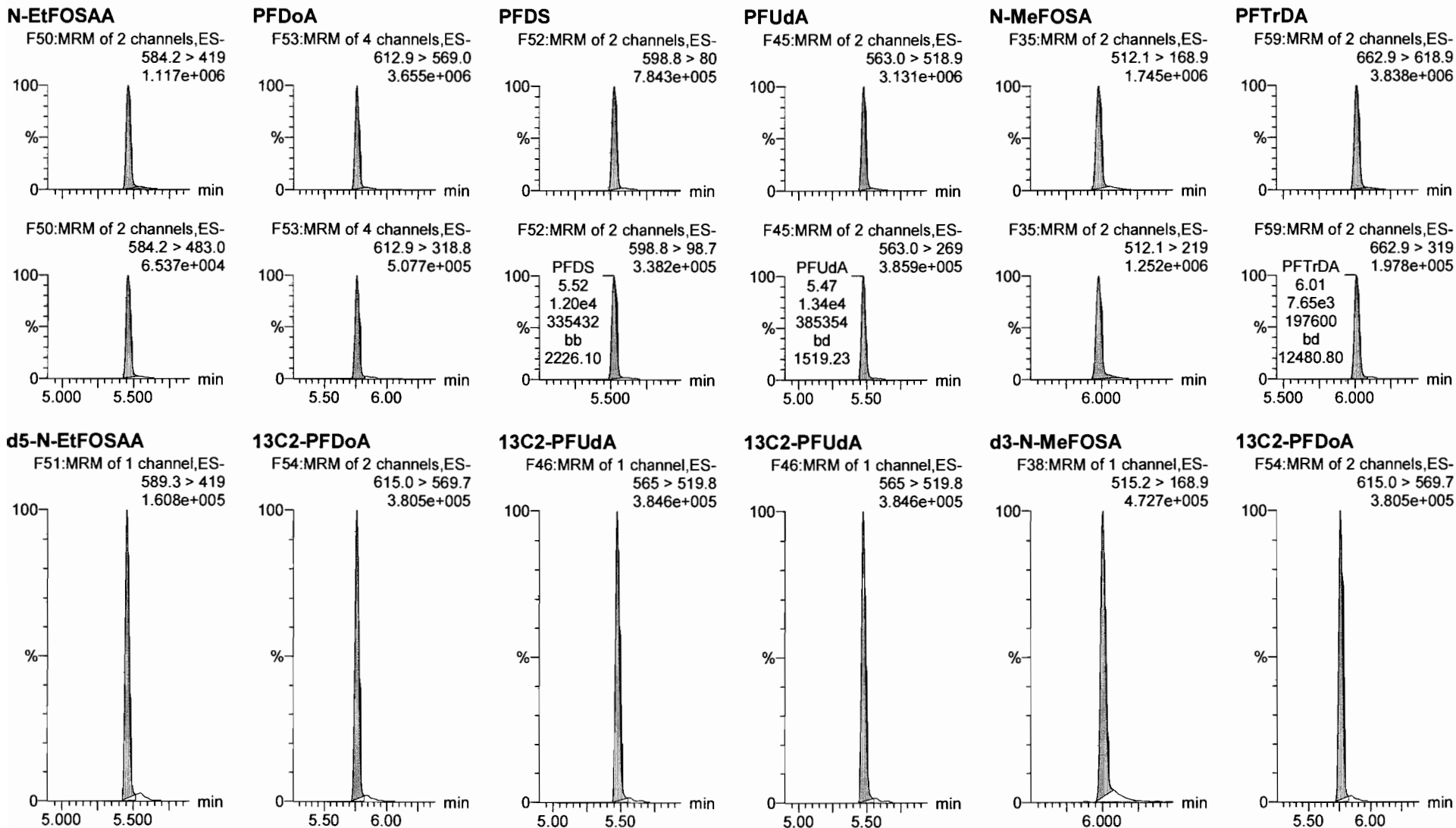


Dataset: F:\Projects\PFAS.PRO\Results\180301M1\180301M1-CRV.qld

Last Altered: Saturday, March 03, 2018 05:01:46 Pacific Standard Time

Printed: Saturday, March 03, 2018 05:04:12 Pacific Standard Time

Name: 180301M1_9, Date: 02-Mar-2018, Time: 02:12:06, ID: ST180301M1-8 PFC CS5 18B2319, Description: PFC CS5 18B2319



Dataset: F:\Projects\PFAS.PRO\Results\180301M1\180301M1-CRV.qld

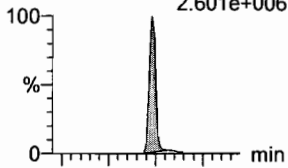
Last Altered: Saturday, March 03, 2018 05:01:46 Pacific Standard Time

Printed: Saturday, March 03, 2018 05:04:12 Pacific Standard Time

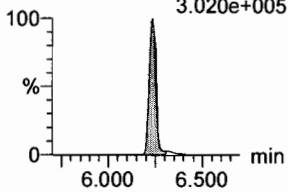
Name: 180301M1_9, Date: 02-Mar-2018, Time: 02:12:06, ID: ST180301M1-8 PFC CS5 18B2319, Description: PFC CS5 18B2319

PFTeDA

F60:MRM of 2 channels,ES-
712.9 > 668.8
2.601e+006

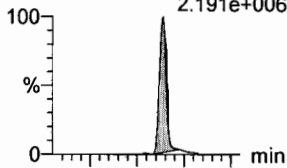


F60:MRM of 2 channels,ES-
712.9 > 369
3.020e+005

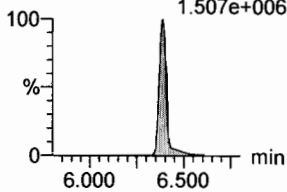


N-EtFOSA

F40:MRM of 2 channels,ES-
526.1 > 168.9
2.191e+006

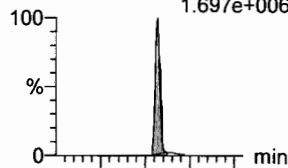


F40:MRM of 2 channels,ES-
526.1 > 219
1.507e+006

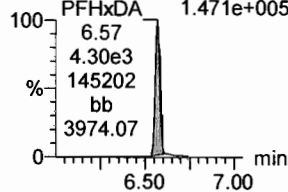


PFHxDA

F62:MRM of 2 channels,ES-
813.1 > 768.6
1.697e+006

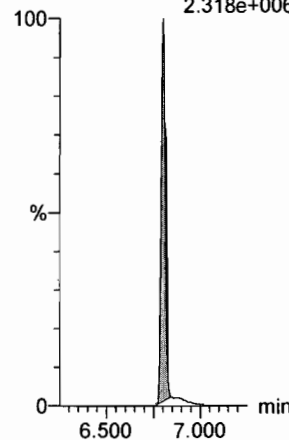


F62:MRM of 2 channels,ES-
813.1 > 219
1.471e+005



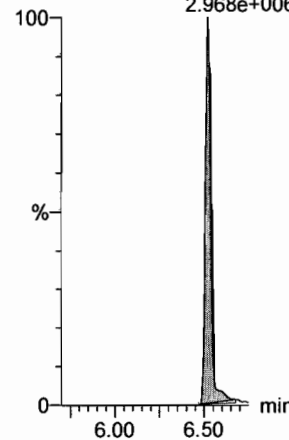
PFODA

F64:MRM of 1 channel,ES-
913.1 > 868.8
2.318e+006



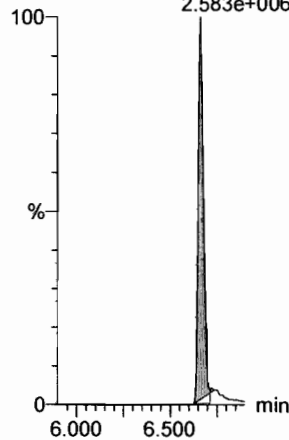
N-MeFOSE

F55:MRM of 1 channel,ES-
616.1 > 58.9
2.968e+006



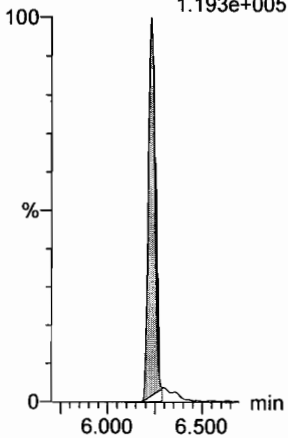
N-EtFOSE

F57:MRM of 1 channel,ES-
630.1 > 58.9
2.583e+006



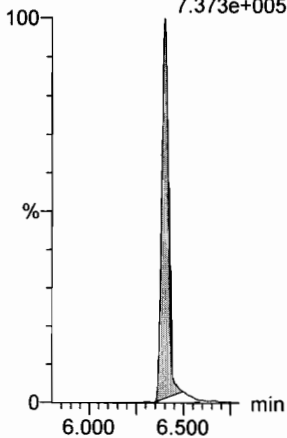
13C2-PFTeDA

F61:MRM of 2 channels,ES-
714.8 > 669.6
1.193e+005



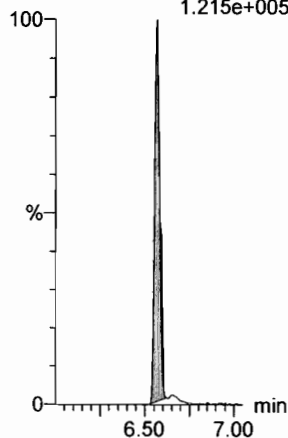
d5-N-ETFOSA

F43:MRM of 1 channel,ES-
531.1 > 168.9
7.373e+005



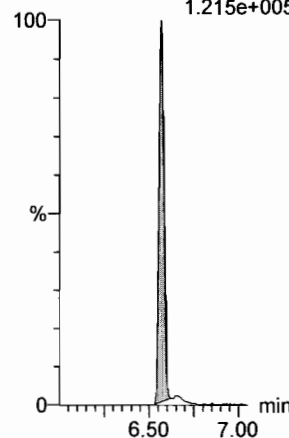
13C2-PFHxDA

F63:MRM of 1 channel,ES-
815 > 769.7
1.215e+005



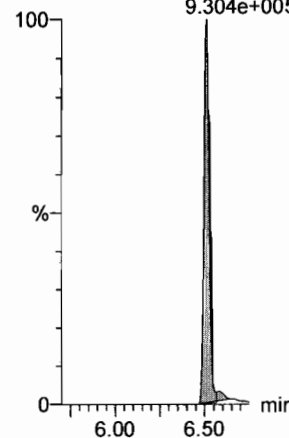
13C2-PFHxDA

F63:MRM of 1 channel,ES-
815 > 769.7
1.215e+005



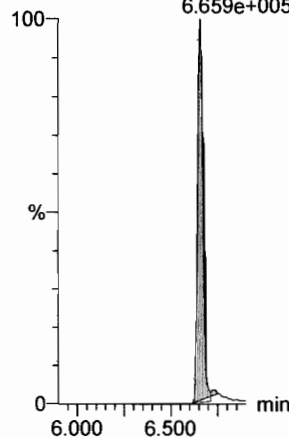
d7-N-MeFOSE

F56:MRM of 1 channel,ES-
623.1 > 58.9
9.304e+005



d9-N-EtFOSE

F58:MRM of 1 channel,ES-
639.2 > 58.8
6.659e+005

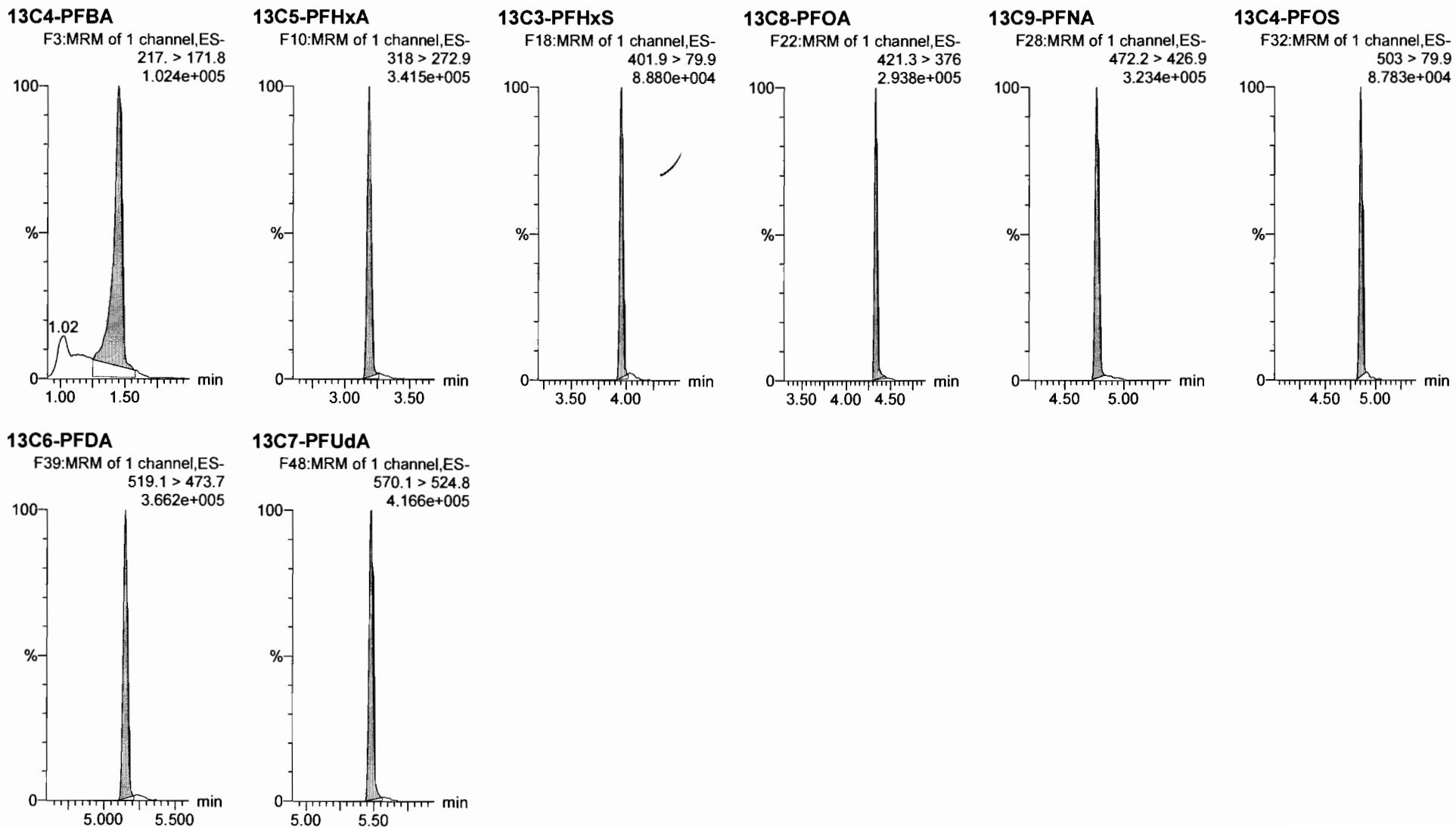


Dataset: F:\Projects\PFAS.PRO\Results\180301M1\180301M1-CRV.qld

Last Altered: Saturday, March 03, 2018 05:01:46 Pacific Standard Time

Printed: Saturday, March 03, 2018 05:04:12 Pacific Standard Time

Name: 180301M1_9, Date: 02-Mar-2018, Time: 02:12:06, ID: ST180301M1-8 PFC CS5 18B2319, Description: PFC CS5 18B2319



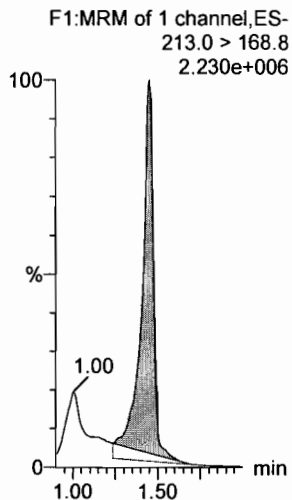
Dataset: F:\Projects\PFAS.PRO\Results\180301M1\180301M1-CRV.qld

Last Altered: Saturday, March 03, 2018 04:46:56 Pacific Standard Time

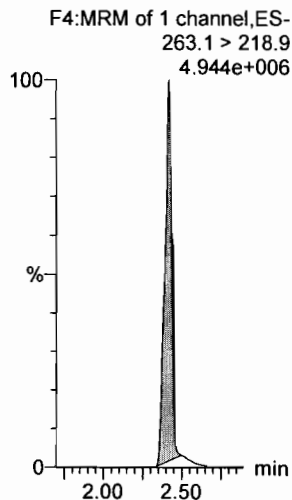
Printed: Saturday, March 03, 2018 04:47:38 Pacific Standard Time

Name: 180301M1_10, Date: 02-Mar-2018, Time: 02:23:33, ID: ST180301M1-9 PFC CS6 18B2320, Description: PFC CS6 18B2320

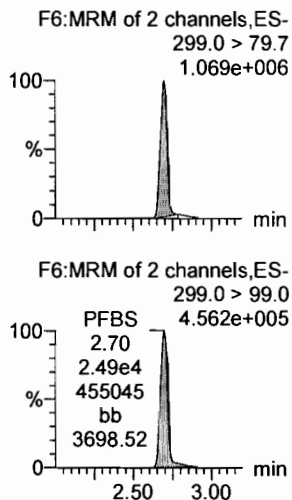
PFBA



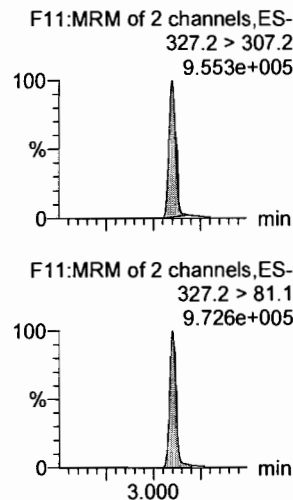
PFPeA



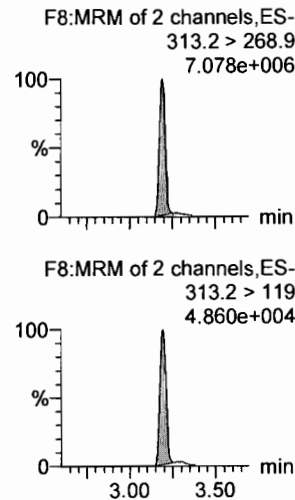
PFBS



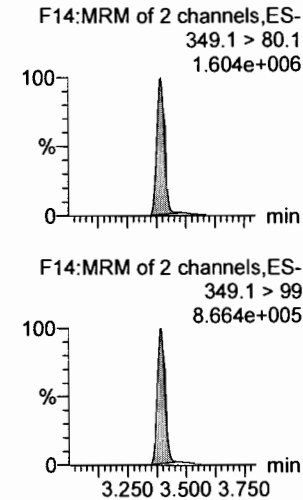
4:2 FTS



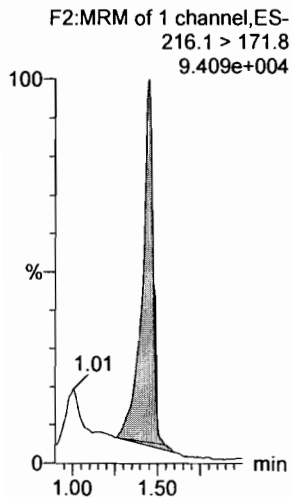
PFHxA



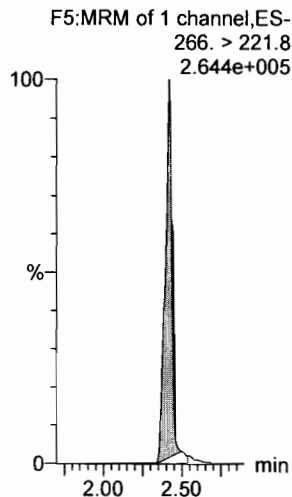
PFPeS



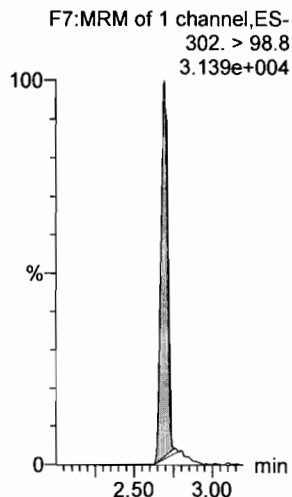
13C3-PFBA



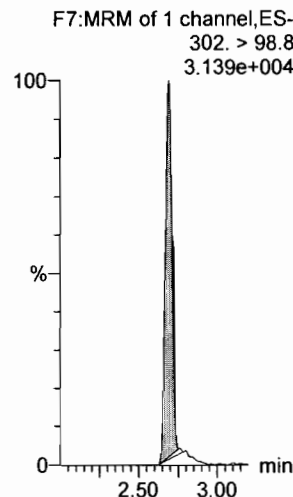
13C3-PFPeA



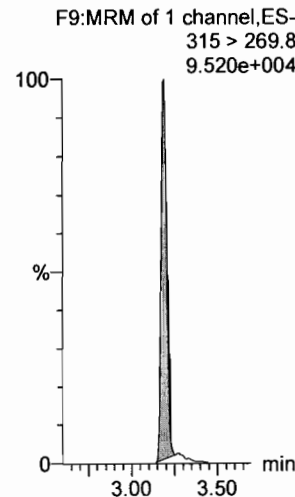
13C3-PFBS



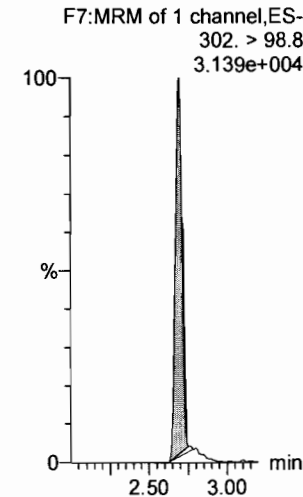
13C3-PFBS



13C2-PFHxA



13C3-PFBS



Dataset: F:\Projects\PFAS.PRO\Results\180301M1\180301M1-CRV.qld

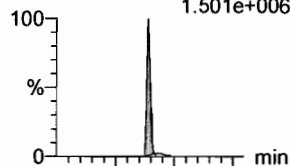
Last Altered: Saturday, March 03, 2018 04:46:56 Pacific Standard Time

Printed: Saturday, March 03, 2018 04:47:38 Pacific Standard Time

Name: 180301M1_10, Date: 02-Mar-2018, Time: 02:23:33, ID: ST180301M1-9 PFC CS6 18B2320, Description: PFC CS6 18B2320


6:2 FTS

F23:MRM of 2 channels,ES-
427.1 > 407
1.501e+006



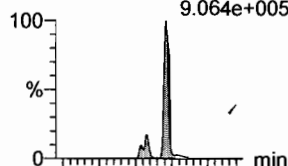
PFHpA

F15:MRM of 2 channels,ES-
363.0 > 318.9
6.763e+006



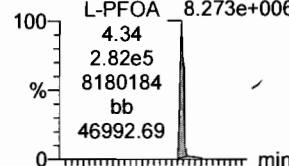
L-PFHxS

F17:MRM of 2 channels,ES-
398.9 > 79.6
9.064e+005



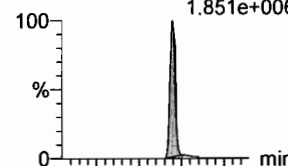
L-PFOA

F20:MRM of 2 channels,ES-
413 > 368.7
8.273e+006



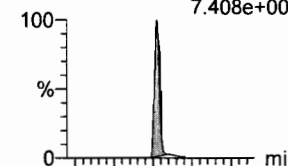
PFHpS

F25:MRM of 2 channels,ES-
449 > 80.0
1.851e+006

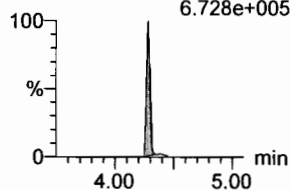


PFNA

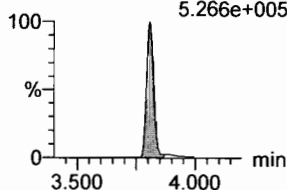
F26:MRM of 2 channels,ES-
463.0 > 418.8
7.408e+006



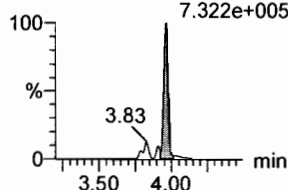
F23:MRM of 2 channels,ES-
427.1 > 80
6.728e+005



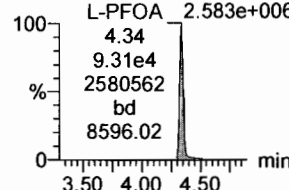
F15:MRM of 2 channels,ES-
363.0 > 169.0
5.266e+005



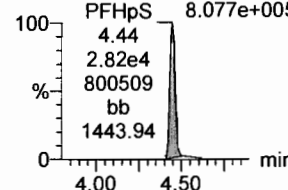
F17:MRM of 2 channels,ES-
398.9 > 99.0
7.322e+005



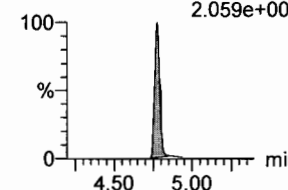
F20:MRM of 2 channels,ES-
413 > 169
2.583e+006



F25:MRM of 2 channels,ES-
449 > 98.7
8.077e+005

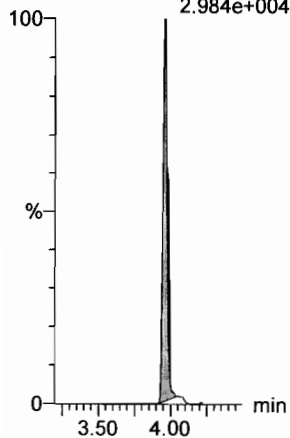


F26:MRM of 2 channels,ES-
463.0 > 219.0
2.059e+006



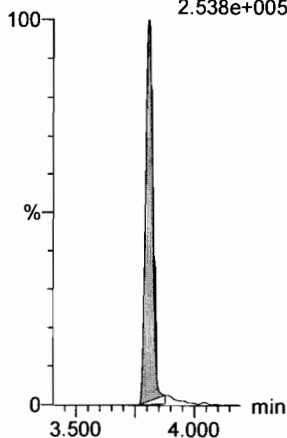
18O2-PFHxS

F19:MRM of 1 channel,ES-
403.0 > 102.6
2.984e+004




13C4-PFHpA

F16:MRM of 1 channel,ES-
367.2 > 321.8
2.538e+005



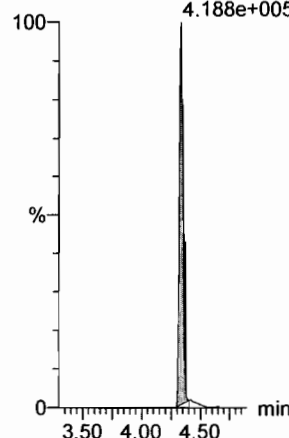
13C2-PFOA

F21:MRM of 1 channel,ES-
414.9 > 369.7
4.188e+005



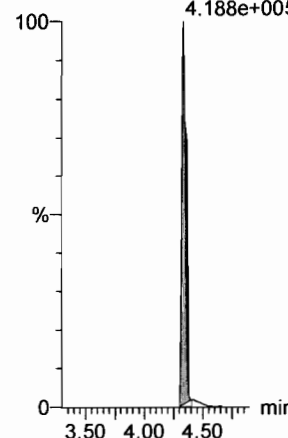
13C2-PFOA

F21:MRM of 1 channel,ES-
414.9 > 369.7
4.188e+005



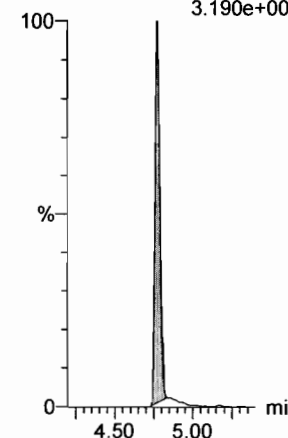
13C2-PFOA

F21:MRM of 1 channel,ES-
414.9 > 369.7
4.188e+005



13C5-PFNA

F27:MRM of 1 channel,ES-
468.2 > 422.9
3.190e+005



Dataset: F:\Projects\PFAS.PRO\Results\180301M1\180301M1-CRV.qld

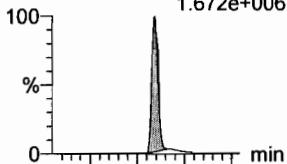
Last Altered: Saturday, March 03, 2018 04:46:56 Pacific Standard Time

Printed: Saturday, March 03, 2018 04:47:38 Pacific Standard Time

Name: 180301M1_10, Date: 02-Mar-2018, Time: 02:23:33, ID: ST180301M1-9 PFC CS6 18B2320, Description: PFC CS6 18B2320

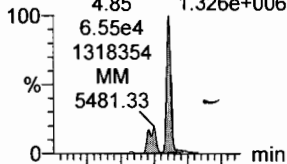
PFOSA

F29:MRM of 4 channels,ES-
498.1 > 77.8
1.672e+006



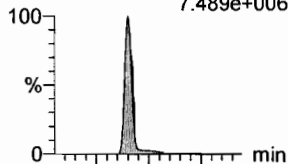
L-PFOS

F31:MRM of 2 channels,ES-
L-PFOS 499 > 79.9
4.85 1.326e+006



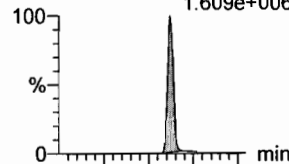
PFDA

F36:MRM of 2 channels,ES-
513 > 468.8
7.489e+006



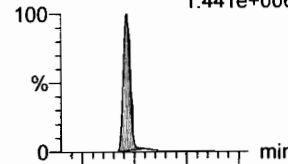
8:2 FTS

F41:MRM of 2 channels,ES-
527 > 506.9
1.609e+006



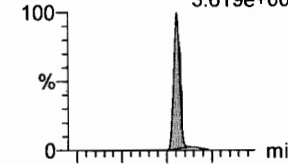
PFNS

F44:MRM of 2 channels,ES-
549.1 > 80.1
1.441e+006

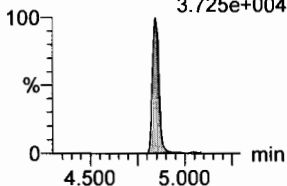


N-MeFOSAA

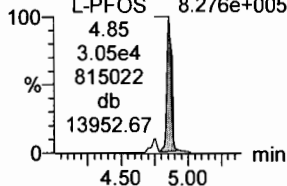
F47:MRM of 2 channels,ES-
570.1 > 419
3.619e+006



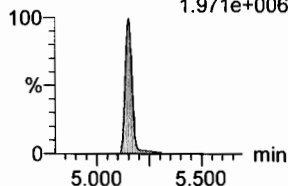
F29:MRM of 4 channels,ES-
498.1 > 478
3.725e+004



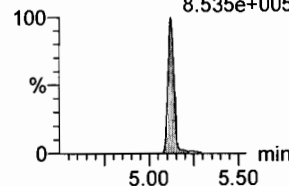
F31:MRM of 2 channels,ES-
L-PFOS 499 > 99
4.85 8.276e+005



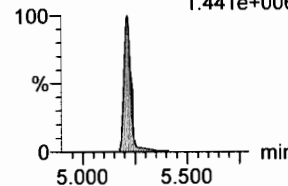
F36:MRM of 2 channels,ES-
513 > 219
1.971e+006



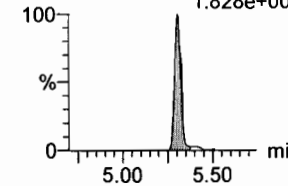
F41:MRM of 2 channels,ES-
527 > 80
8.535e+005



F44:MRM of 2 channels,ES-
549.1 > 80.1
1.441e+006

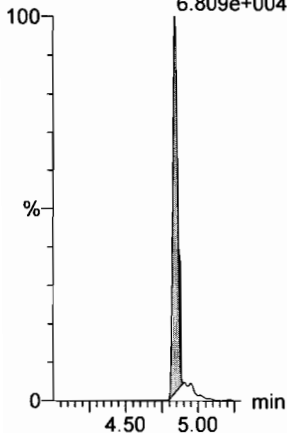


F47:MRM of 2 channels,ES-
570.1 > 483.0
1.828e+005



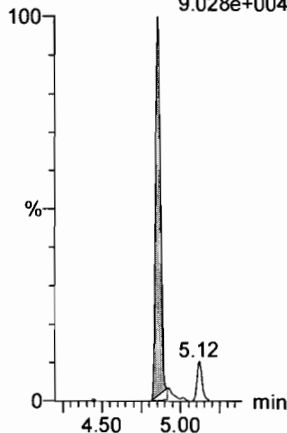
13C8-PFOSA

F33:MRM of 1 channel,ES-
506.1 > 77.7
6.809e+004



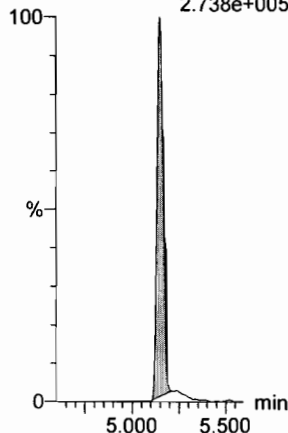
13C8-PFOS

F34:MRM of 1 channel,ES-
507.0 > 79.9
9.028e+004



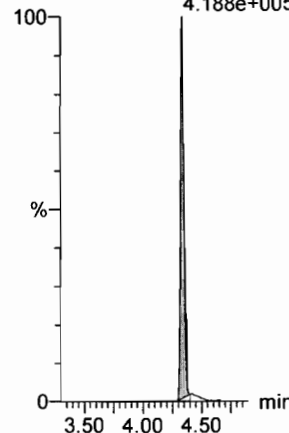
13C2-PFDA

F37:MRM of 1 channel,ES-
515.1 > 469.9
2.738e+005



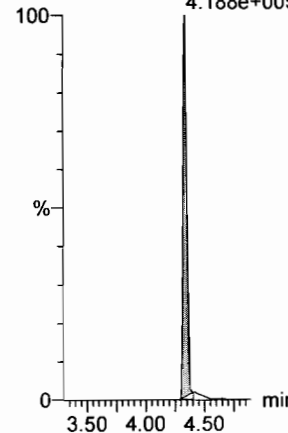
13C2-PFOA

F21:MRM of 1 channel,ES-
414.9 > 369.7
4.188e+005



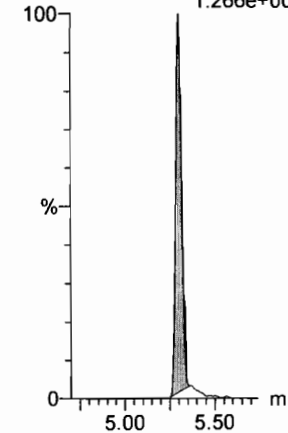
13C2-PFOA

F21:MRM of 1 channel,ES-
414.9 > 369.7
4.188e+005



d3-N-MeFOSAA

F49:MRM of 1 channel,ES-
573.3 > 419
1.266e+005

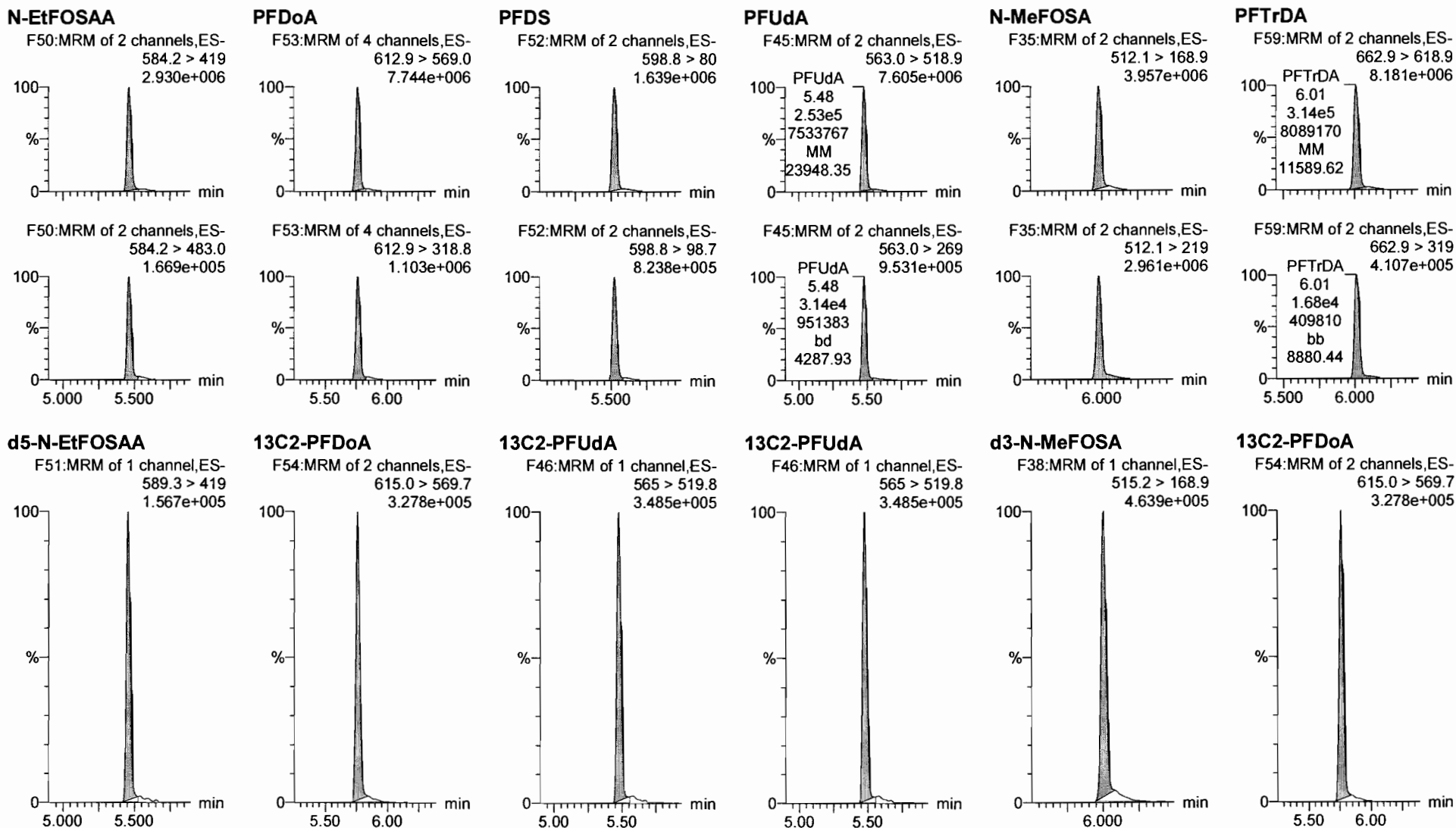


Dataset: F:\Projects\PFAS.PRO\Results\180301M1\180301M1-CRV.qld

Last Altered: Saturday, March 03, 2018 04:46:56 Pacific Standard Time

Printed: Saturday, March 03, 2018 04:47:38 Pacific Standard Time

Name: 180301M1_10, Date: 02-Mar-2018, Time: 02:23:33, ID: ST180301M1-9 PFC CS6 18B2320, Description: PFC CS6 18B2320



Dataset: F:\Projects\PFAS.PRO\Results\180301M1\180301M1-CRV.qld

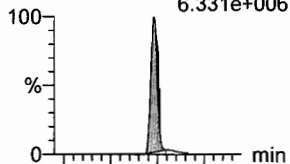
Last Altered: Saturday, March 03, 2018 04:46:56 Pacific Standard Time

Printed: Saturday, March 03, 2018 04:47:38 Pacific Standard Time

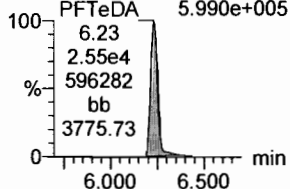
Name: 180301M1_10, Date: 02-Mar-2018, Time: 02:23:33, ID: ST180301M1-9 PFC CS6 18B2320, Description: PFC CS6 18B2320

PFTeDA

F60:MRM of 2 channels,ES-
712.9 > 668.8
6.331e+006

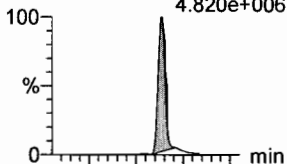


F60:MRM of 2 channels,ES-
712.9 > 369
5.990e+005

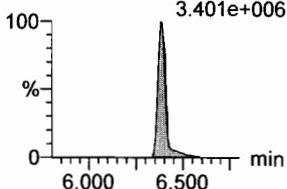


N-EtFOSA

F40:MRM of 2 channels,ES-
526.1 > 168.9
4.820e+006

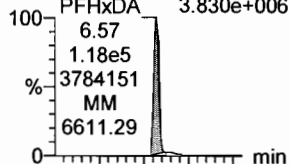


F40:MRM of 2 channels,ES-
526.1 > 219
3.401e+006

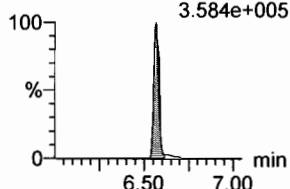


PFHxDA

F62:MRM of 2 channels,ES-
813.1 > 768.6
3.830e+006




F62:MRM of 2 channels,ES-
813.1 > 219
3.584e+005



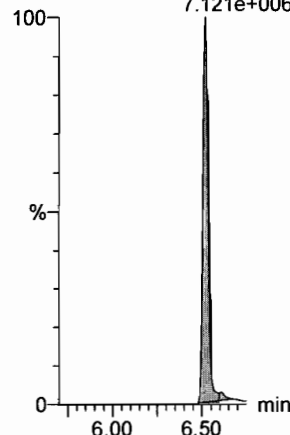
PFODA

F64:MRM of 1 channel,ES-
913.1 > 868.8
6.296e+006



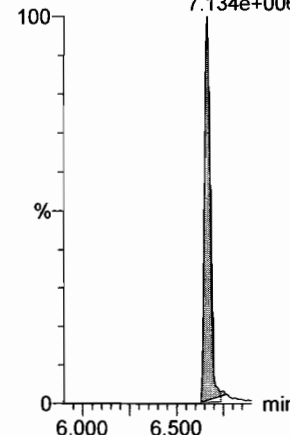
N-MeFOSE

F55:MRM of 1 channel,ES-
616.1 > 58.9
7.121e+006



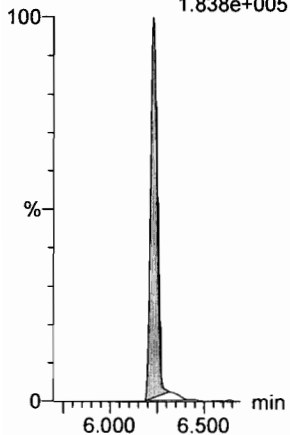
N-EtFOSE

F57:MRM of 1 channel,ES-
630.1 > 58.9
7.134e+006



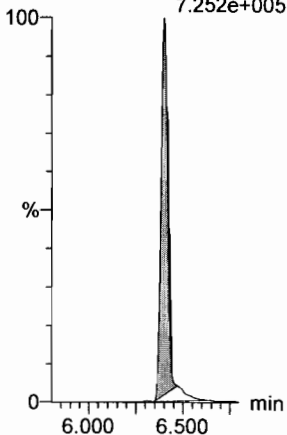
13C2-PFTeDA

F61:MRM of 2 channels,ES-
714.8 > 669.6
1.838e+005



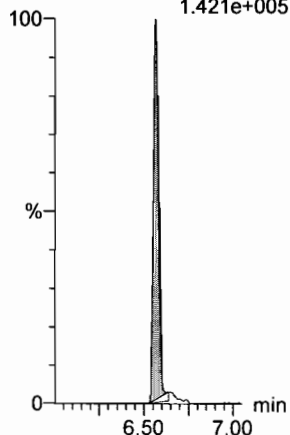
d5-N-ETFOSA

F43:MRM of 1 channel,ES-
531.1 > 168.9
7.252e+005



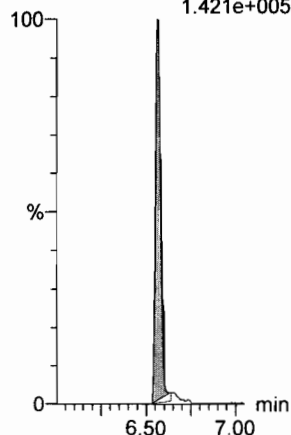
13C2-PFHxDA

F63:MRM of 1 channel,ES-
815 > 769.7
1.421e+005



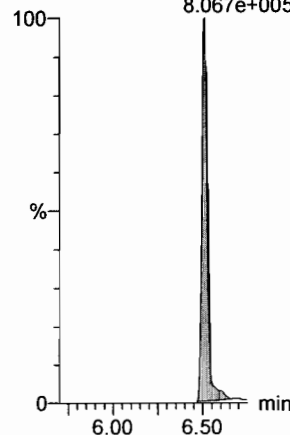
13C2-PFHxDA

F63:MRM of 1 channel,ES-
815 > 769.7
1.421e+005



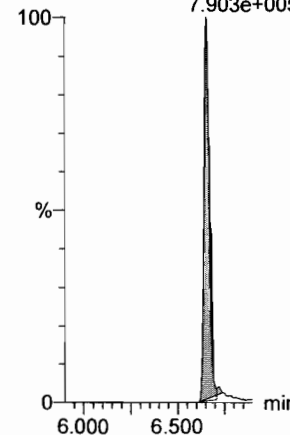
d7-N-MeFOSE

F56:MRM of 1 channel,ES-
623.1 > 58.9
8.067e+005



d9-N-EtFOSE

F58:MRM of 1 channel,ES-
639.2 > 58.8
7.903e+005



Dataset: F:\Projects\PFAS.PRO\Results\180301M1\180301M1-CRV.qld

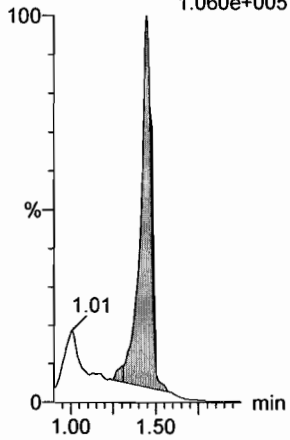
Last Altered: Saturday, March 03, 2018 04:46:56 Pacific Standard Time

Printed: Saturday, March 03, 2018 04:47:38 Pacific Standard Time

Name: 180301M1_10, Date: 02-Mar-2018, Time: 02:23:33, ID: ST180301M1-9 PFC CS6 18B2320, Description: PFC CS6 18B2320

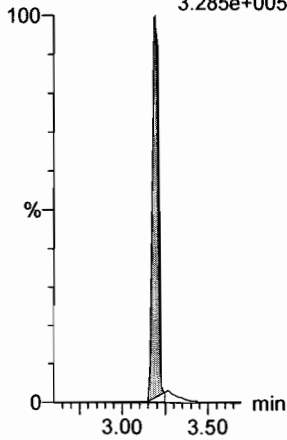
13C4-PFBA

F3:MRM of 1 channel,ES-
217. > 171.8
1.060e+005



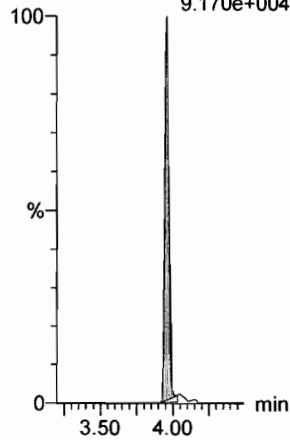
13C5-PFHxA

F10:MRM of 1 channel,ES-
318 > 272.9
3.285e+005




13C3-PFHxS

F18:MRM of 1 channel,ES-
401.9 > 79.9
9.170e+004



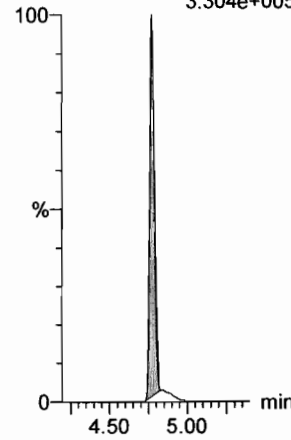
13C8-PFOA

F22:MRM of 1 channel,ES-
421.3 > 376
3.283e+005



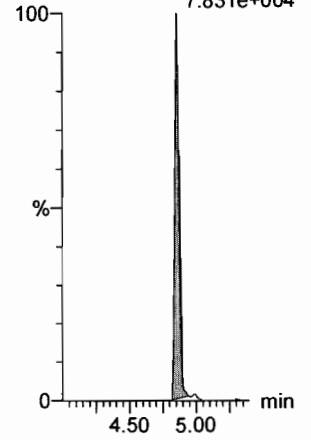
13C9-PFNA

F28:MRM of 1 channel,ES-
472.2 > 426.9
3.304e+005



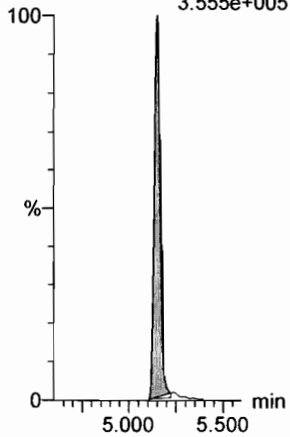
13C4-PFOS

F32:MRM of 1 channel,ES-
503 > 79.9
7.831e+004



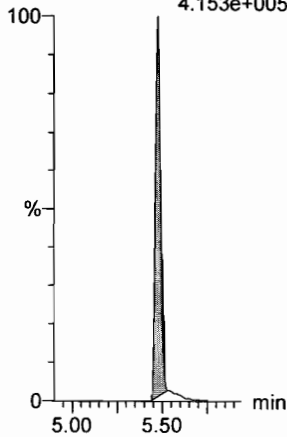
13C6-PFDA

F39:MRM of 1 channel,ES-
519.1 > 473.7
3.555e+005



13C7-PFUDa

F48:MRM of 1 channel,ES-
570.1 > 524.8
4.153e+005



Dataset: F:\Projects\PFAS.PRO\Results\180301M1\180301M1-CRV.qld

Last Altered: Saturday, March 03, 2018 05:04:35 Pacific Standard Time

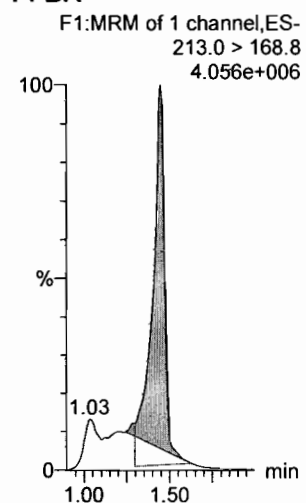
Printed: Saturday, March 03, 2018 05:05:07 Pacific Standard Time

Method: F:\Projects\PFAS.PRO\MethDB\PFAS_FULL_80C_022718.mdb 28 Feb 2018 13:19:45

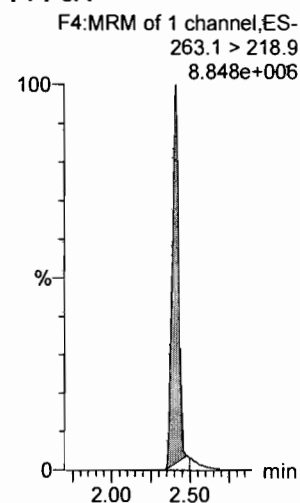
Calibration: 03 Mar 2018 05:04:35

Name: 180301M1_11, Date: 02-Mar-2018, Time: 02:35:03, ID: ST180301M1-10 PFC CS7 18B2321, Description: PFC CS7 18B2321

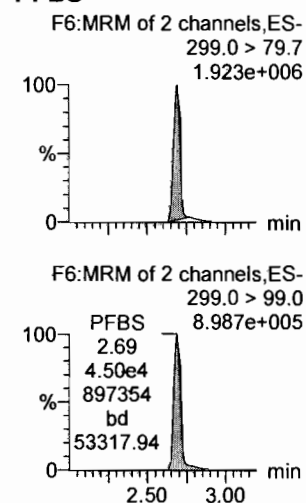
PFBA



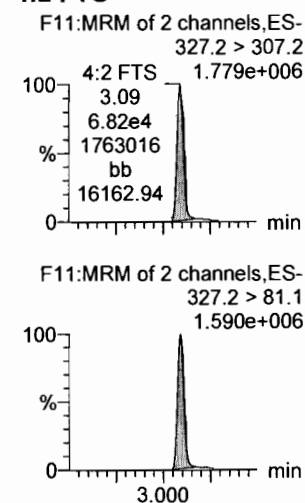
PFPeA



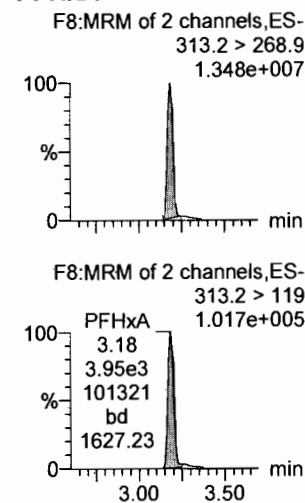
PFBS



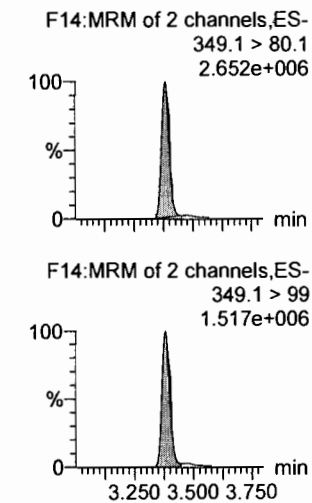
4:2 FTS



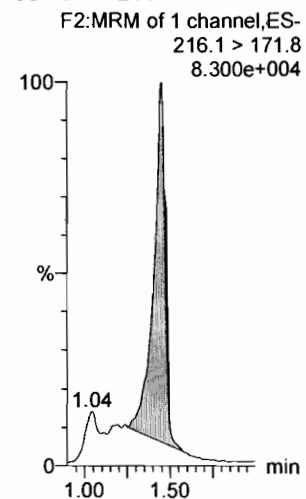
PFHxA



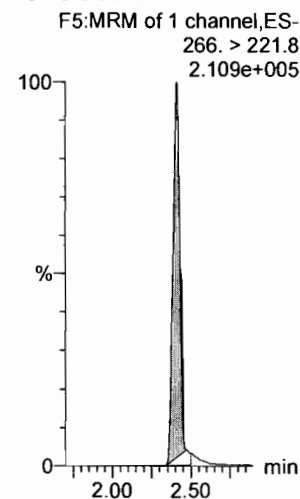
PFPeS



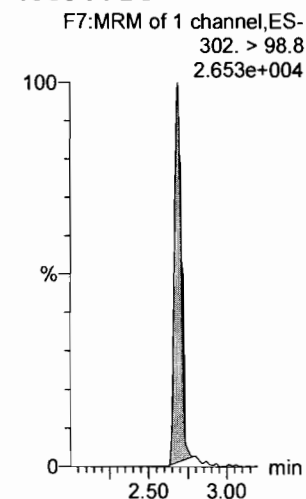
13C3-PFBA



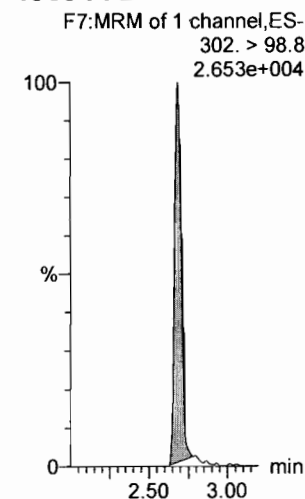
13C3-PFPeA



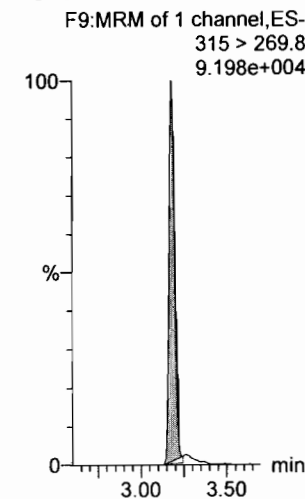
13C3-PFBS



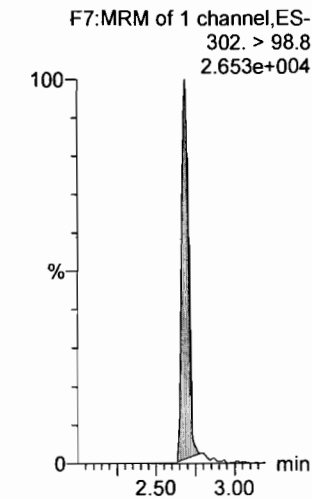
13C3-PFBS



13C2-PFHxA



13C3-PFBS



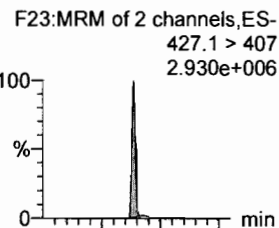
Dataset: F:\Projects\PFAS.PRO\Results\180301M1\180301M1-CRV.qld

Last Altered: Saturday, March 03, 2018 05:04:35 Pacific Standard Time

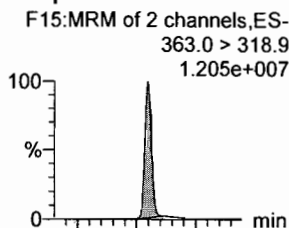
Printed: Saturday, March 03, 2018 05:05:07 Pacific Standard Time

Name: 180301M1_11, Date: 02-Mar-2018, Time: 02:35:03, ID: ST180301M1-10 PFC CS7 18B2321, Description: PFC CS7 18B2321

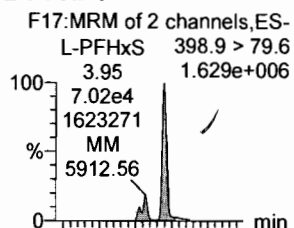
6:2 FTS



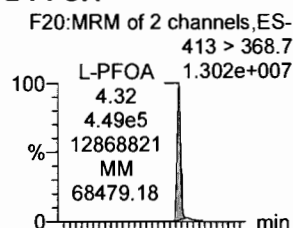
PFHpA



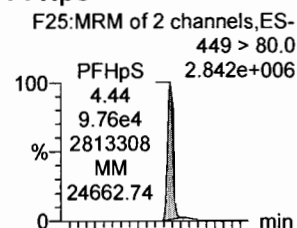
L-PFHxS



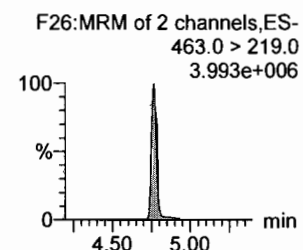
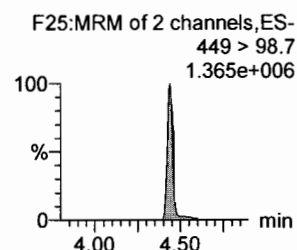
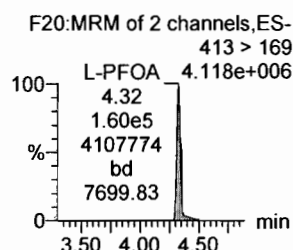
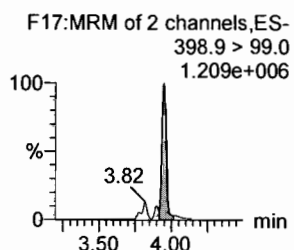
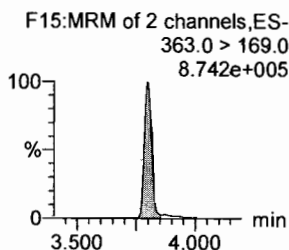
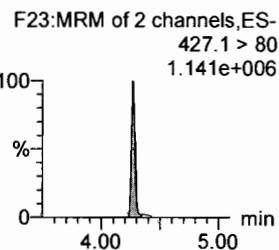
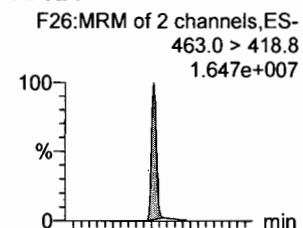
L-PFOA



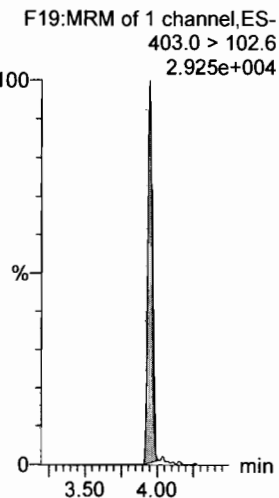
PFHpS



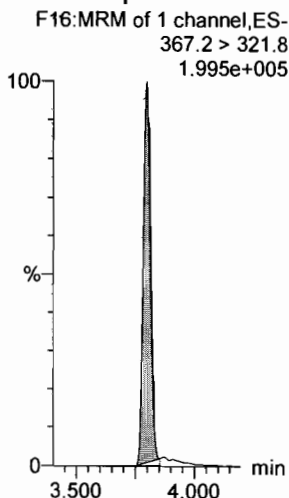
PFNA



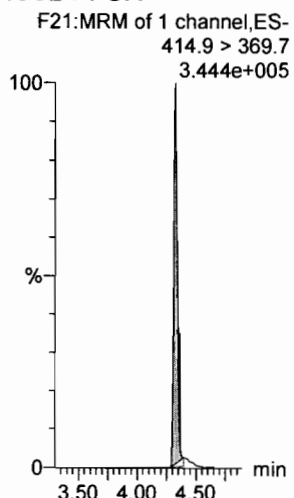
18O2-PFHxS



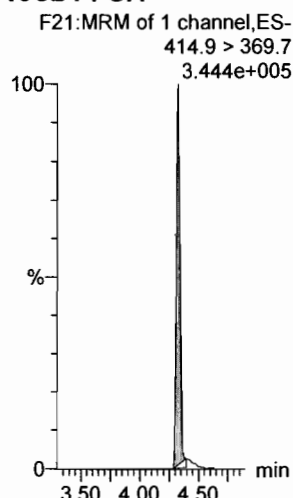
13C4-PFHpA



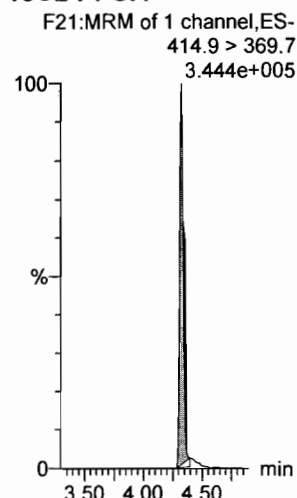
13C2-PFOA



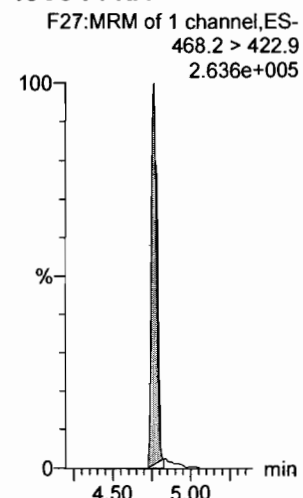
13C2-PFOA



13C2-PFOA



13C5-PFNA



Dataset: F:\Projects\PFAS.PRO\Results\180301M1\180301M1-CRV.qld

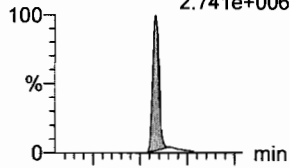
Last Altered: Saturday, March 03, 2018 05:04:35 Pacific Standard Time

Printed: Saturday, March 03, 2018 05:05:07 Pacific Standard Time

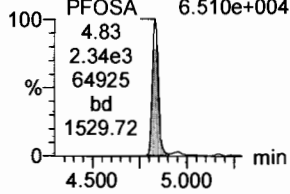
Name: 180301M1_11, Date: 02-Mar-2018, Time: 02:35:03, ID: ST180301M1-10 PFC CS7 18B2321, Description: PFC CS7 18B2321

PFOSA

F29:MRM of 4 channels,ES-
498.1 > 77.8
2.741e+006

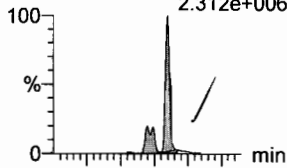


F29:MRM of 4 channels,ES-
498.1 > 478
6.510e+004

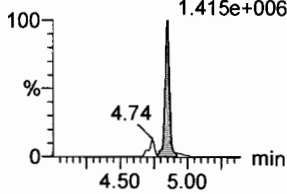


L-PFOS

F31:MRM of 2 channels,ES-
499 > 79.9
2.312e+006

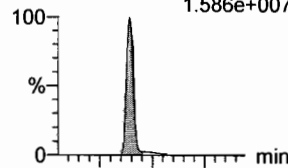


F31:MRM of 2 channels,ES-
499 > 99
1.415e+006

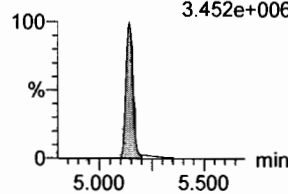


PFDA

F36:MRM of 2 channels,ES-
513 > 468.8
1.586e+007

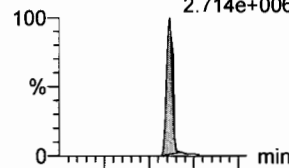


F36:MRM of 2 channels,ES-
513 > 219
3.452e+006

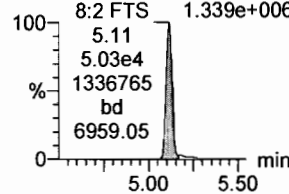


8:2 FTS

F41:MRM of 2 channels,ES-
527 > 506.9
2.714e+006

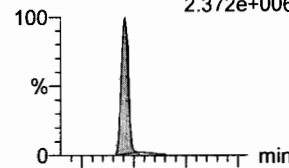


F41:MRM of 2 channels,ES-
527 > 80
1.339e+006

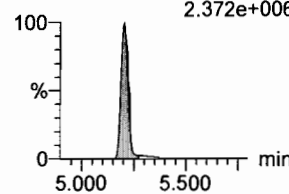


PFNS

F44:MRM of 2 channels,ES-
549.1 > 80.1
2.372e+006

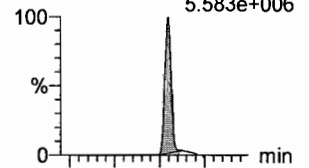


F44:MRM of 2 channels,ES-
549.1 > 80.1
2.372e+006

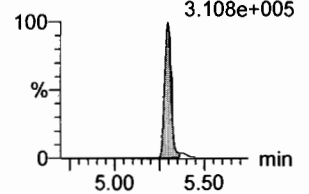


N-MeFOSAA

F47:MRM of 2 channels,ES-
570.1 > 419
5.583e+006

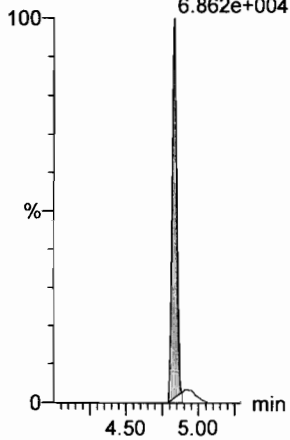


F47:MRM of 2 channels,ES-
570.1 > 483.0
3.108e+005



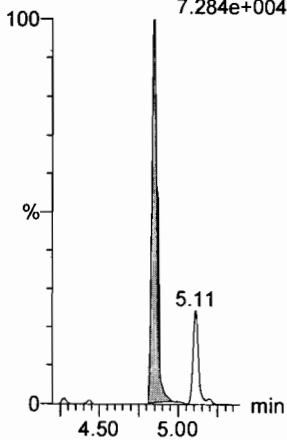
13C8-PFOSA

F33:MRM of 1 channel,ES-
506.1 > 77.7
6.862e+004



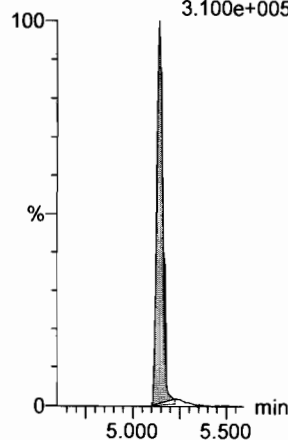
13C8-PFOS

F34:MRM of 1 channel,ES-
507.0 > 79.9
7.284e+004




13C2-PFDA

F37:MRM of 1 channel,ES-
515.1 > 469.9
3.100e+005



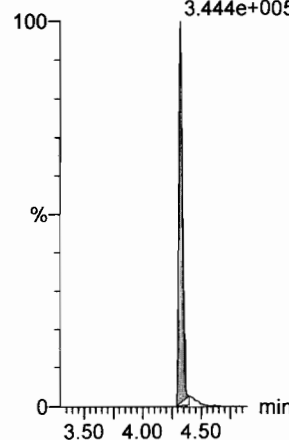
13C2-PFOA

F21:MRM of 1 channel,ES-
414.9 > 369.7
3.444e+005



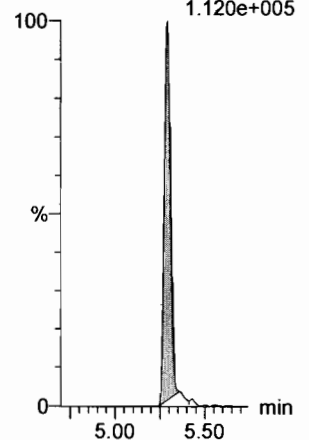
13C2-PFOA

F21:MRM of 1 channel,ES-
414.9 > 369.7
3.444e+005



d3-N-MeFOSAA

F49:MRM of 1 channel,ES-
573.3 > 419
1.120e+005

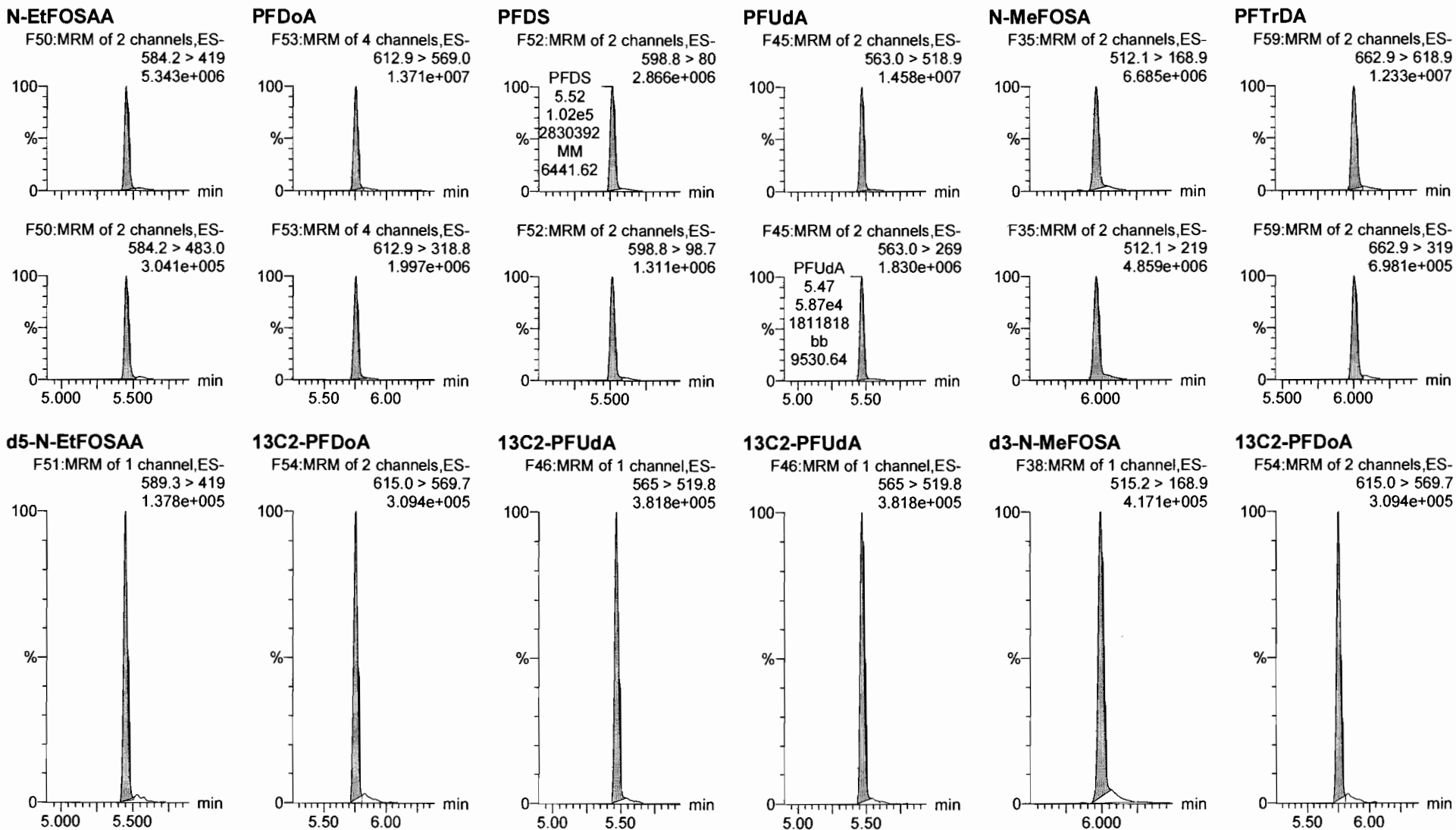


Dataset: F:\Projects\PFAS.PRO\Results\180301M1\180301M1-CRV.qld

Last Altered: Saturday, March 03, 2018 05:04:35 Pacific Standard Time

Printed: Saturday, March 03, 2018 05:05:07 Pacific Standard Time

Name: 180301M1_11, Date: 02-Mar-2018, Time: 02:35:03, ID: ST180301M1-10 PFC CS7 18B2321, Description: PFC CS7 18B2321



Dataset: F:\Projects\PFAS.PRO\Results\180301M1\180301M1-CRV.qld

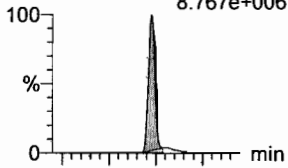
Last Altered: Saturday, March 03, 2018 05:04:35 Pacific Standard Time

Printed: Saturday, March 03, 2018 05:05:07 Pacific Standard Time

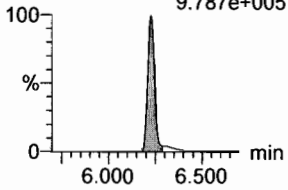
Name: 180301M1_11, Date: 02-Mar-2018, Time: 02:35:03, ID: ST180301M1-10 PFC CS7 18B2321, Description: PFC CS7 18B2321

PFTeDA

F60:MRM of 2 channels,ES-
712.9 > 668.8
8.767e+006

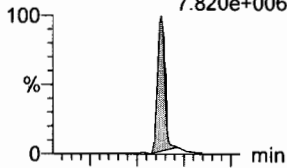


F60:MRM of 2 channels,ES-
712.9 > 369
9.787e+005

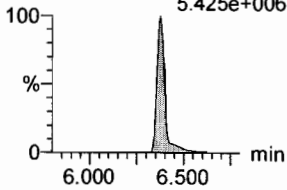


N-EtFOFA

F40:MRM of 2 channels,ES-
526.1 > 168.9
7.820e+006

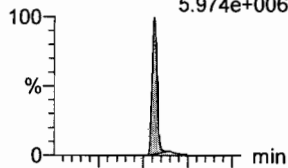


F40:MRM of 2 channels,ES-
526.1 > 219
5.425e+006

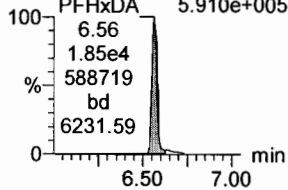


PFHxDA

F62:MRM of 2 channels,ES-
813.1 > 768.6
5.974e+006




F62:MRM of 2 channels,ES-
813.1 > 219
5.910e+005



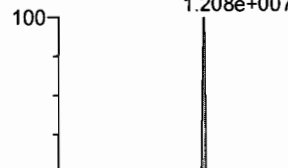
PFODA

F64:MRM of 1 channel,ES-
913.1 > 868.8
9.355e+006




N-MeFOSE

F55:MRM of 1 channel,ES-
616.1 > 58.9
1.208e+007




N-EtFOSE

F57:MRM of 1 channel,ES-
630.1 > 58.9
1.363e+007




13C2-PFTeDA

F61:MRM of 2 channels,ES-
714.8 > 669.6
1.568e+005




d5-N-ETFOFA

F43:MRM of 1 channel,ES-
531.1 > 168.9
5.882e+005




13C2-PFHxDA

F63:MRM of 1 channel,ES-
815 > 769.7
1.453e+005



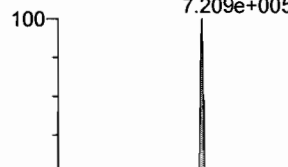
13C2-PFHxDA

F63:MRM of 1 channel,ES-
815 > 769.7
1.453e+005




d7-N-MeFOSE

F56:MRM of 1 channel,ES-
623.1 > 58.9
7.209e+005



d9-N-EtFOSE

F58:MRM of 1 channel,ES-
639.2 > 58.8
6.193e+005



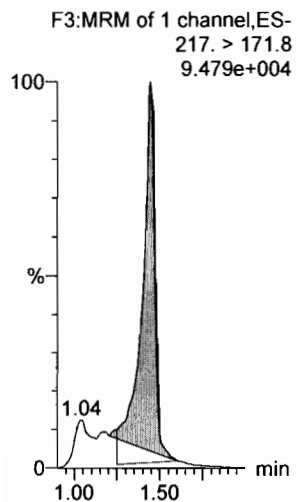
Dataset: F:\Projects\PFAS.PRO\Results\180301M1\180301M1-CRV.qld

Last Altered: Saturday, March 03, 2018 05:04:35 Pacific Standard Time


Printed: Saturday, March 03, 2018 05:05:07 Pacific Standard Time

Name: 180301M1_11, Date: 02-Mar-2018, Time: 02:35:03, ID: ST180301M1-10 PFC CS7 18B2321, Description: PFC CS7 18B2321

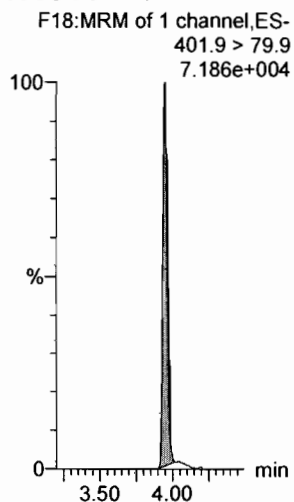
13C4-PFBA



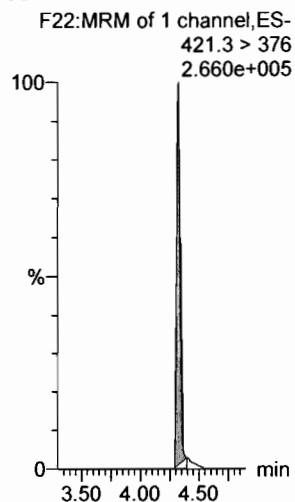
13C5-PFHxA



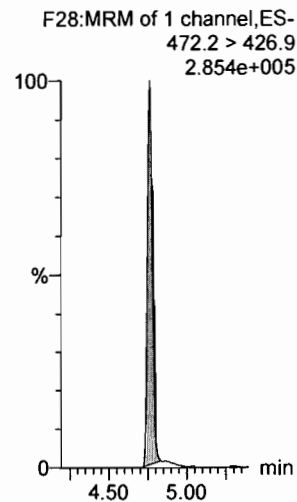
13C3-PFHxS



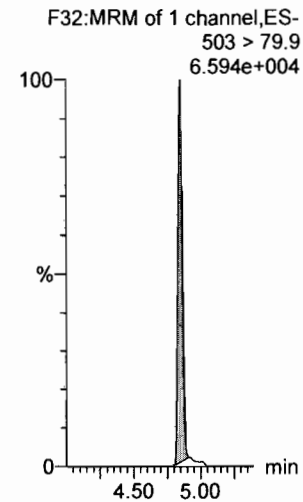
13C8-PFOA



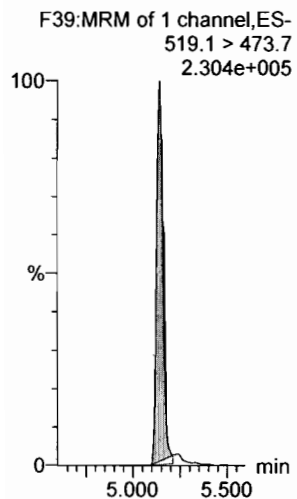
13C9-PFNA



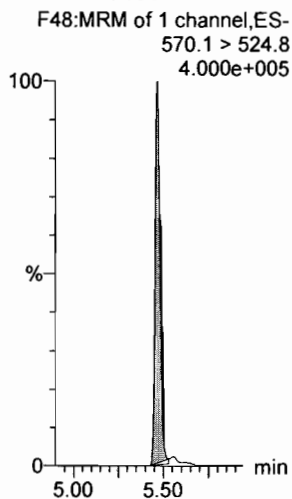
13C4-PFOS



13C6-PFDA



13C7-PFUdA



Dataset: F:\Projects\PFAS.PRO\Results\180301M1\180301M1-13.qld

Last Altered: Monday, March 05, 2018 08:41:59 Pacific Standard Time

Printed: Monday, March 05, 2018 08:42:12 Pacific Standard Time

Method: F:\Projects\PFAS.PRO\MethDB\PFAS_FULL_80C_022718.mdb 28 Feb 2018 13:19:45

Calibration: F:\Projects\PFAS.PRO\CurveDB\C18_VAL-PFAS_Q4_03-01-18-FULL.cdb 05 Mar 2018 08:17:35

Name: 180301M1_13, Date: 02-Mar-2018, Time: 02:58:02, ID: ICV180301M1-1 PFC ICV 18B2311, Description: PFC ICV 18B2311

#	Name	Trace	Area	IS Area	RRF	Pred.RT	RT	y Axis Resp.	Conc.	%Rec	Recovery Out
1	1 PFBA	213.0 > 168.8	5.21e3	6.54e3		1.46	1.46	9.95	8.21	82.1	NO
2	2 PFPeA	263.1 > 218.9	8.61e3	1.19e4		2.31	2.42	9.08	9.02	90.2	NO
3	3 PFBS	299.0 > 79.7	1.78e3	1.49e3		2.60	2.69	14.9	8.33	83.3	NO
4	4 4:2 FTS	327.2>307.2	1.43e3	1.49e3		3.00	3.09	12.1	8.66	86.6	NO
5	5 PFHxA	313.2 > 268.9	1.07e4	3.56e3		3.19	3.19	15.0	9.75	97.5	NO
6	6 PFPeS	349.1>80.1	2.08e3	1.49e3		3.39	3.39	17.5	8.91	89.1	NO
7	7 PFHpA	363.0 > 318.9	9.01e3	9.10e3		3.81	3.80	12.4	9.05	90.5	NO
8	8 L-PFHxS	398.9 > 79.6	1.27e3	1.32e3		4.17	3.95	12.0	7.01	70.1	NO
9	10 6:2 FTS	427.1 > 407	2.15e3	1.36e4		4.28	4.28	1.97	10.8	108.5	NO
10	11 L-PFOA	413 > 368.7	9.54e3	1.36e4		4.40	4.33	8.74	8.95	89.5	NO
11	13 PFHpS	449 > 80.0	2.37e3	1.36e4		4.44	4.44	2.18	9.21	92.1	NO
12	14 PFNA	463.0 > 418.8	1.09e4	1.17e4		4.76	4.77	11.6	8.14	81.4	NO
13	15 PFOSA	498.1 > 77.8	2.48e3	3.47e3		4.83	4.84	8.92	8.37	83.7	NO
14	16 L-PFOS	499 > 79.9	2.41e3	3.35e3		4.90	4.85	8.97	8.10	81.0	NO
15	18 PFDA	513 > 468.8	1.39e4	1.38e4		5.14	5.15	12.6	8.51	85.1	NO
16	19 8:2 FTS	527 > 506.9	2.13e3	1.36e4		5.12	5.12	1.95	9.23	92.3	NO
17	20 PFNS	549.1>80.1	2.07e3	3.35e3		5.08	5.21	7.70	8.31	83.1	NO
18	21 N-MeFOSAA	570.1 > 419	5.25e3	5.07e3		5.29	5.30	13.0	8.79	87.9	NO
19	22 N-EtFOSAA	584.2 > 419	4.43e3	5.15e3		5.45	5.46	10.7	11.1	110.9	NO
20	23 PFUdA	563.0 > 518.9	1.10e4	1.58e4		5.46	5.47	8.70	8.25	82.5	NO
21	24 PFDS	598.8 > 80	2.64e3	1.58e4		5.51	5.52	2.08	7.39	73.9	NO
22	25 PFDoA	612.9 > 569.0	1.19e4	1.10e4		5.74	5.76	13.5	10.1	101.1	NO
23	26 N-MeFOSA	512.1 > 168.9		1.90e4		5.84					NO
24	27 PFTrDA	662.9 > 618.9	1.21e4	1.10e4		5.98	6.01	13.7	9.05	90.5	NO
25	28 PFTeDA	712.9 > 668.8	1.00e4	5.84e3		6.20	6.23	21.4	7.90	79.0	NO
26	29 N-EtFOSA	526.1 > 168.9		3.05e4		6.22					NO
27	30 PFHxDA	813.1 > 768.6		4.33e3		6.51					NO
28	31 PFODA	913.1 > 868.8		4.33e3		6.74					NO
29	32 N-MeFOSE	616.1 > 58.9		2.95e4		6.31					NO
30	33 N-EtFOSE	630.1 > 58.9		2.27e4		6.45					NO
31	34 13C3-PFBA	216.1 > 171.8	6.54e3	7.09e3	0.895	1.46	1.45	11.5	12.9	103.0	NO

Dataset: F:\Projects\PFAS.PRO\Results\180301M1\180301M1-13.qld

Last Altered: Monday, March 05, 2018 08:41:59 Pacific Standard Time

Printed: Monday, March 05, 2018 08:42:12 Pacific Standard Time

Name: 180301M1_13, Date: 02-Mar-2018, Time: 02:58:02, ID: ICV180301M1-1 PFC ICV 18B2311, Description: PFC ICV 18B2311

	# Name	Trace	Area	IS Area	RRF	Pred.RT	RT	y Axis Resp.	Conc.	%Rec	Recovery	Out
32	35 13C3-PFPeA	266. > 221.8	1.19e4	1.34e4	0.983	2.42	2.42	11.1	11.3	90.1	NO	
33	36 13C3-PFBS	302. > 98.8	1.49e3	1.34e4	0.125	2.69	2.69	1.39	11.1	88.9	NO	
34	37 13C2-PFHxA	315 > 269.8	3.56e3	1.34e4	0.722	3.19	3.19	3.32	4.60	92.0	NO	
35	38 13C4-PFHpA	367.2 > 321.8	9.10e3	1.34e4	0.687	3.81	3.80	8.50	12.4	98.9	NO	
36	39 18O2-PFHxS	403.0 > 102.6	1.32e3	3.22e3	0.367	3.96	3.96	5.14	14.0	112.1	NO	
37	40 13C2-PFOA	414.9 > 369.7	1.36e4	1.12e4	1.260	4.33	4.33	15.2	12.0	96.3	NO	
38	41 13C5-PFNA	468.2 > 422.9	1.17e4	1.14e4	0.959	4.76	4.77	12.8	13.3	106.6	NO	
39	42 13C8-PFOA	506.1 > 77.7	3.47e3	1.43e4	0.229	4.83	4.84	3.03	13.2	105.7	NO	
40	43 13C8-PFOS	507.0 > 79.9	3.35e3	2.98e3	1.053	4.84	4.85	14.1	13.4	106.8	NO	
41	44 13C2-PFDA	515.1 > 469.9	1.38e4	1.34e4	0.977	5.14	5.15	12.8	13.2	105.2	NO	
42	45 d3-N-MeFOSAA	573.3 > 419	5.07e3	1.43e4	0.384	5.29	5.30	4.42	11.5	92.0	NO	
43	46 d5-N-EtFOSAA	589.3 > 419	5.15e3	1.43e4	0.403	5.45	5.46	4.50	11.2	89.3	NO	
44	47 13C2-PFUdA	565 > 519.8	1.58e4	1.43e4	1.019	5.46	5.47	13.8	13.6	108.4	NO	
45	48 13C2-PFDoA	615.0 > 569.7	1.10e4	1.43e4	0.908	5.74	5.76	9.61	10.6	84.7	NO	
46	49 d3-N-MeFOSA	515.2 > 168.9	1.90e4	1.43e4	0.117	5.84	6.01	16.6	141	94.2	NO	
47	50 13C2-PFTeDA	714.8 > 669.6	5.84e3	1.43e4	0.414	6.20	6.23	5.09	12.3	98.4	NO	
48	51 d5-N-ETFOSA	531.1 > 168.9	3.05e4	1.43e4	0.181	6.22	6.40	26.6	147	97.9	NO	
49	52 13C2-PFHxDA	815 > 769.7	4.33e3	1.43e4	0.782	6.51	6.57	3.77	4.83	96.5	NO	
50	53 d7-N-MeFOSE	623.1 > 58.9	2.95e4	1.43e4	0.172	6.31	6.51	25.7	150	99.8	NO	
51	54 d9-N-EtFOSE	639.2 > 58.8	2.27e4	1.43e4	0.146	6.45	6.66	19.8	135	90.0	NO	
52	55 13C4-PFBA	217. > 171.8	7.09e3	7.09e3	1.000	1.46	1.45	12.5	12.5	100.0	NO	
53	56 13C5-PFHxA	318 > 272.9	1.34e4	1.34e4	1.000	3.19	3.19	12.5	12.5	100.0	NO	
54	57 13C3-PFHxS	401.9 > 79.9	3.22e3	3.22e3	1.000	3.96	3.95	12.5	12.5	100.0	NO	
55	58 13C8-PFOA	421.3 > 376	1.12e4	1.12e4	1.000	4.33	4.33	12.5	12.5	100.0	NO	
56	59 13C9-PFNA	472.2 > 426.9	1.14e4	1.14e4	1.000	4.70	4.77	12.5	12.5	100.0	NO	
57	60 13C4-PFOS	503 > 79.9	2.98e3	2.98e3	1.000	4.84	4.85	12.5	12.5	100.0	NO	
58	61 13C6-PFDA	519.1 > 473.7	1.34e4	1.34e4	1.000	5.14	5.15	12.5	12.5	100.0	NO	
59	62 13C7-PFUdA	570.1 > 524.8	1.43e4	1.43e4	1.000	5.46	5.47	12.5	12.5	100.0	NO	

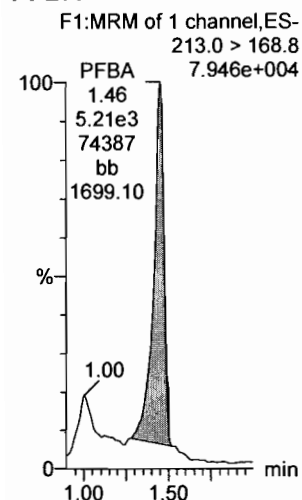
Dataset: F:\Projects\PFAS.PRO\Results\180301M1\180301M1-13.qld

Last Altered: Monday, March 05, 2018 08:41:59 Pacific Standard Time
Printed: Monday, March 05, 2018 08:42:12 Pacific Standard Time

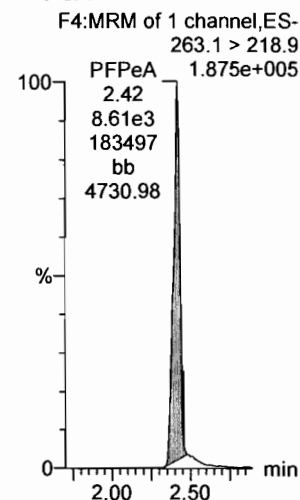
Method: F:\Projects\PFAS.PRO\MethDB\PFAS_FULL_80C_022718.mdb 28 Feb 2018 13:19:45
Calibration: F:\Projects\PFAS.PRO\CurveDB\C18_VAL-PFAS_Q4_03-01-18-FULL.cdb 05 Mar 2018 08:17:35

Name: 180301M1_13, Date: 02-Mar-2018, Time: 02:58:02, ID: ICV180301M1-1 PFC ICV 18B2311, Description: PFC ICV 18B2311

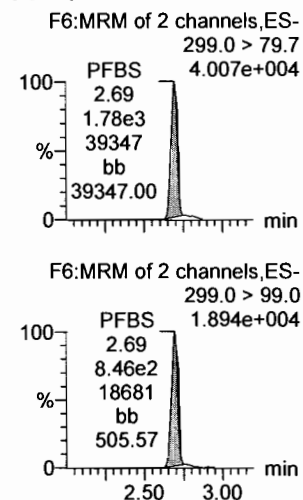
PFBA



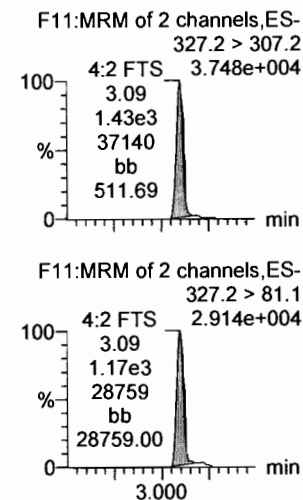
PFPeA



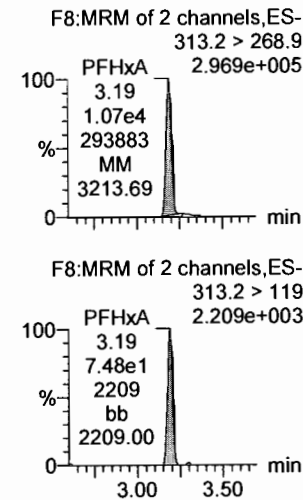
PFBS



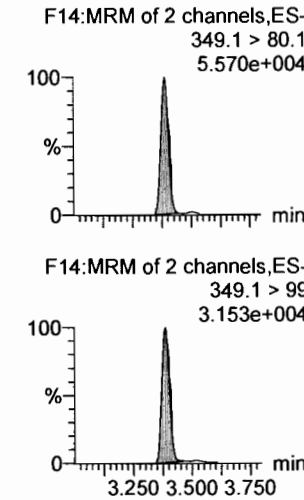
4:2 FTS



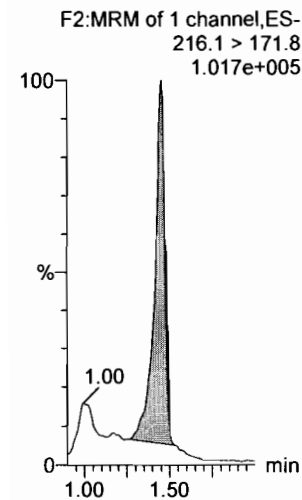
PFHxA



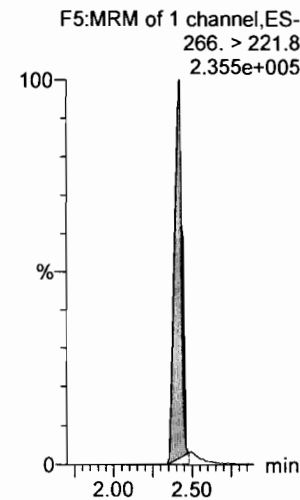
PFPeS



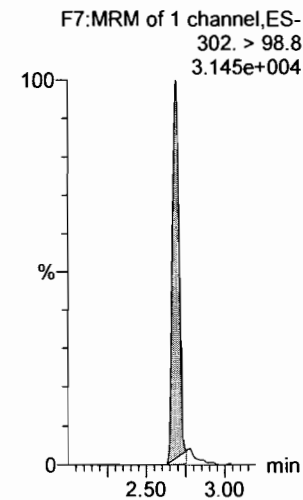
13C3-PFBA



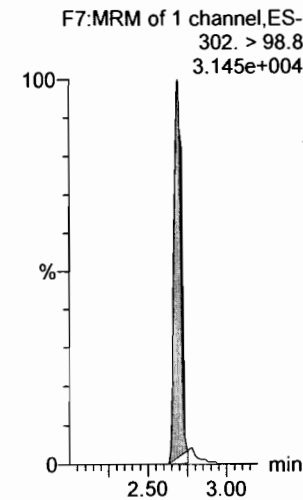
13C3-PFPeA



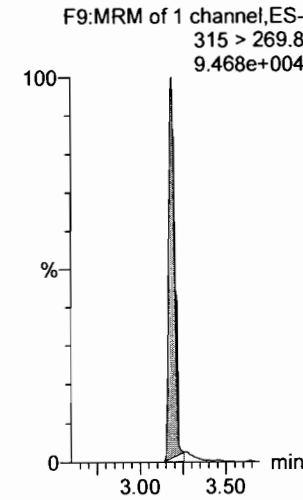
13C3-PFBS



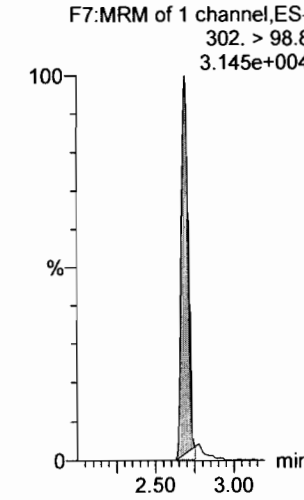
13C3-PFBS



13C2-PFHxA



13C3-PFBS



Dataset: F:\Projects\PFAS.PRO\Results\180301M1\180301M1-13.qld

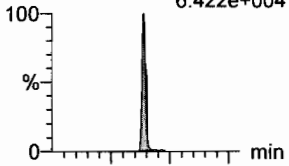
Last Altered: Monday, March 05, 2018 08:41:59 Pacific Standard Time

Printed: Monday, March 05, 2018 08:42:12 Pacific Standard Time

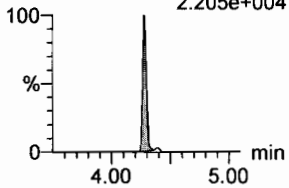
Name: 180301M1_13, Date: 02-Mar-2018, Time: 02:58:02, ID: ICV180301M1-1 PFC ICV 18B2311, Description: PFC ICV 18B2311

6:2 FTS

F23:MRM of 2 channels,ES-
427.1 > 407
6.422e+004

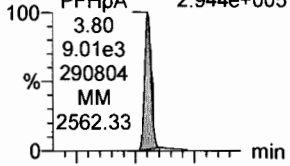


F23:MRM of 2 channels,ES-
427.1 > 80
2.205e+004

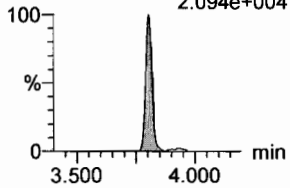


PFHpA

F15:MRM of 2 channels,ES-
363.0 > 318.9
2.944e+005

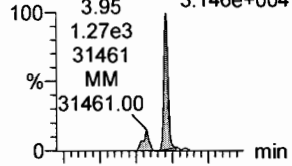


F15:MRM of 2 channels,ES-
363.0 > 169.0
2.094e+004

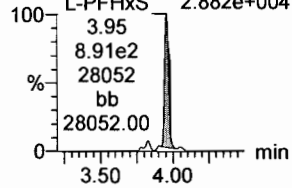


L-PFHxS

F17:MRM of 2 channels,ES-
L-PFHxS 398.9 > 79.6
3.146e+004

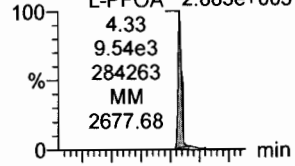


F17:MRM of 2 channels,ES-
L-PFHxS 398.9 > 99.0
2.882e+004

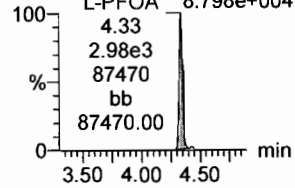


L-PFOA

F20:MRM of 2 channels,ES-
L-PFOA 413 > 368.7
2.883e+005

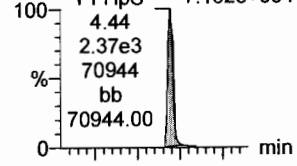


F20:MRM of 2 channels,ES-
L-PFOA 413 > 169
8.798e+004

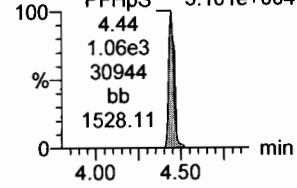


PFHpS

F25:MRM of 2 channels,ES-
PFHpS 449 > 80.0
7.152e+004

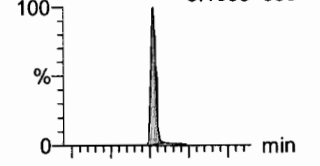


F25:MRM of 2 channels,ES-
PFHpS 449 > 98.7
3.101e+004

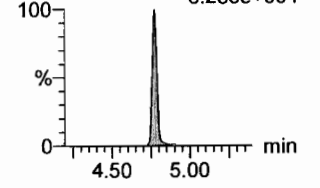


PFNA

F26:MRM of 2 channels,ES-
PFNA 463.0 > 418.8
3.150e+005

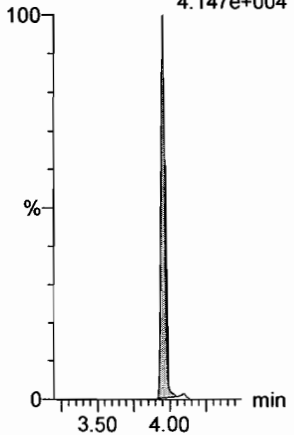


F26:MRM of 2 channels,ES-
PFNA 463.0 > 219.0
8.235e+004



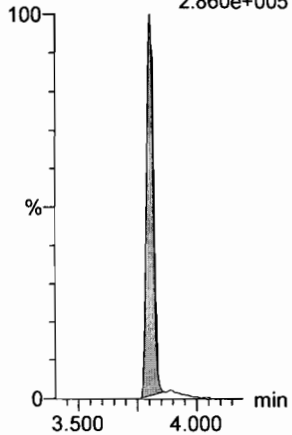
18O2-PFHxS

F19:MRM of 1 channel,ES-
18O2-PFHxS 403.0 > 102.6
4.147e+004




13C4-PFHpa

F16:MRM of 1 channel,ES-
13C4-PFHpa 367.2 > 321.8
2.860e+005



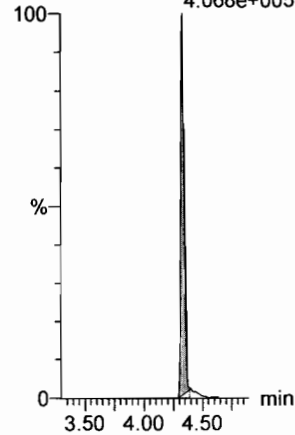
13C2-PFOA

F21:MRM of 1 channel,ES-
13C2-PFOA 414.9 > 369.7
4.068e+005



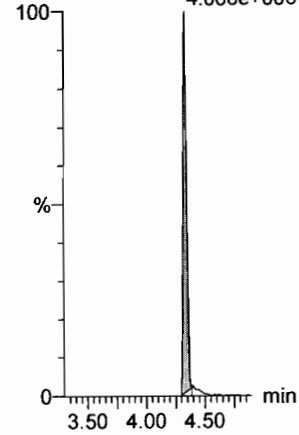
13C2-PFOA

F21:MRM of 1 channel,ES-
13C2-PFOA 414.9 > 369.7
4.068e+005



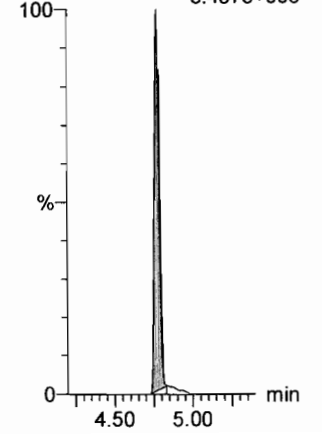
13C2-PFOA

F21:MRM of 1 channel,ES-
13C2-PFOA 414.9 > 369.7
4.068e+005



13C5-PFNA

F27:MRM of 1 channel,ES-
13C5-PFNA 468.2 > 422.9
3.487e+005



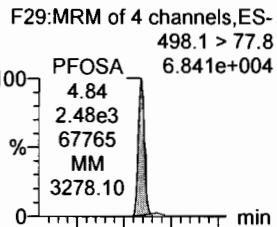
Dataset: F:\Projects\PFAS.PRO\Results\180301M1\180301M1-13.qld

Last Altered: Monday, March 05, 2018 08:41:59 Pacific Standard Time

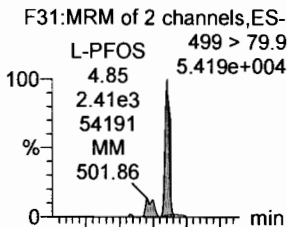
Printed: Monday, March 05, 2018 08:42:12 Pacific Standard Time

Name: 180301M1_13, Date: 02-Mar-2018, Time: 02:58:02, ID: ICV180301M1-1 PFC ICV 18B2311, Description: PFC ICV 18B2311

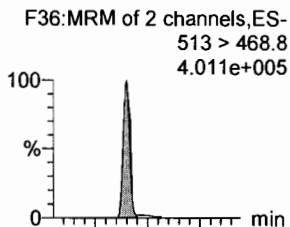
PFOSA



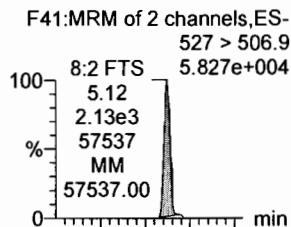
L-PFOS



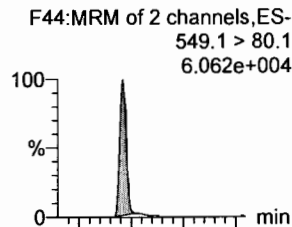
PFDA



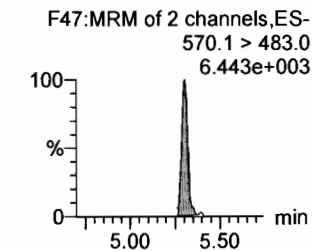
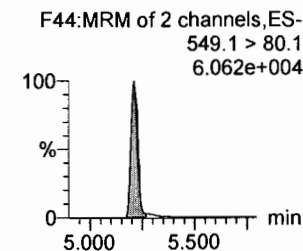
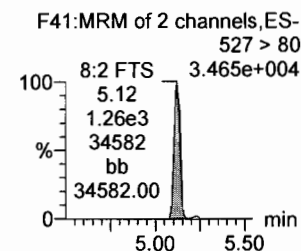
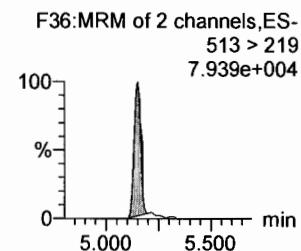
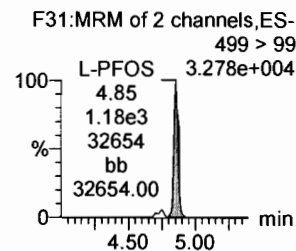
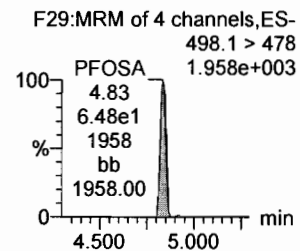
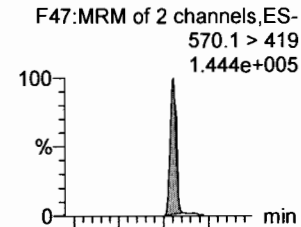
8:2 FTS



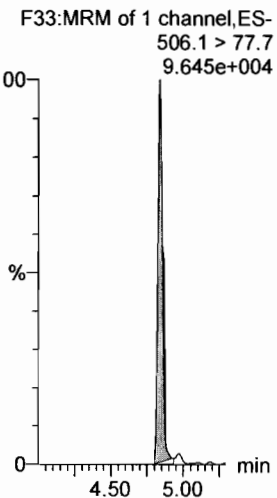
PFNS



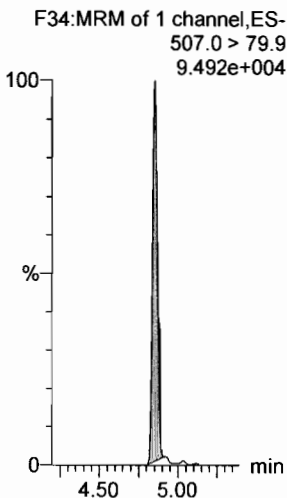
N-MeFOSAA



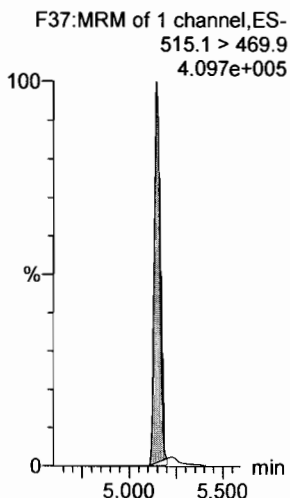
13C8-PFOSA



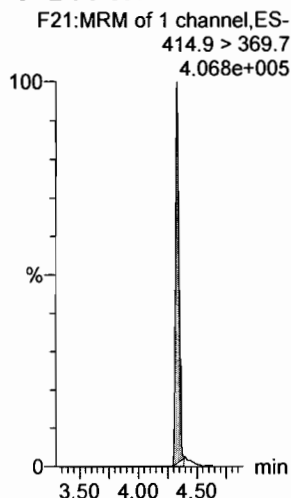
13C8-PFOS




13C2-PFDA



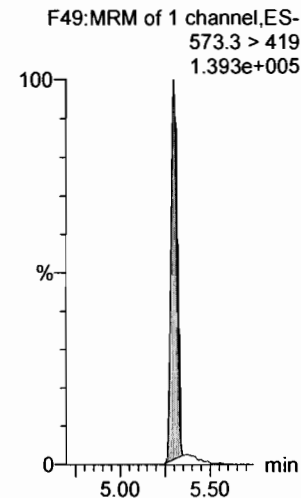
13C2-PFOA



13C2-PFOA



d3-N-MeFOSAA

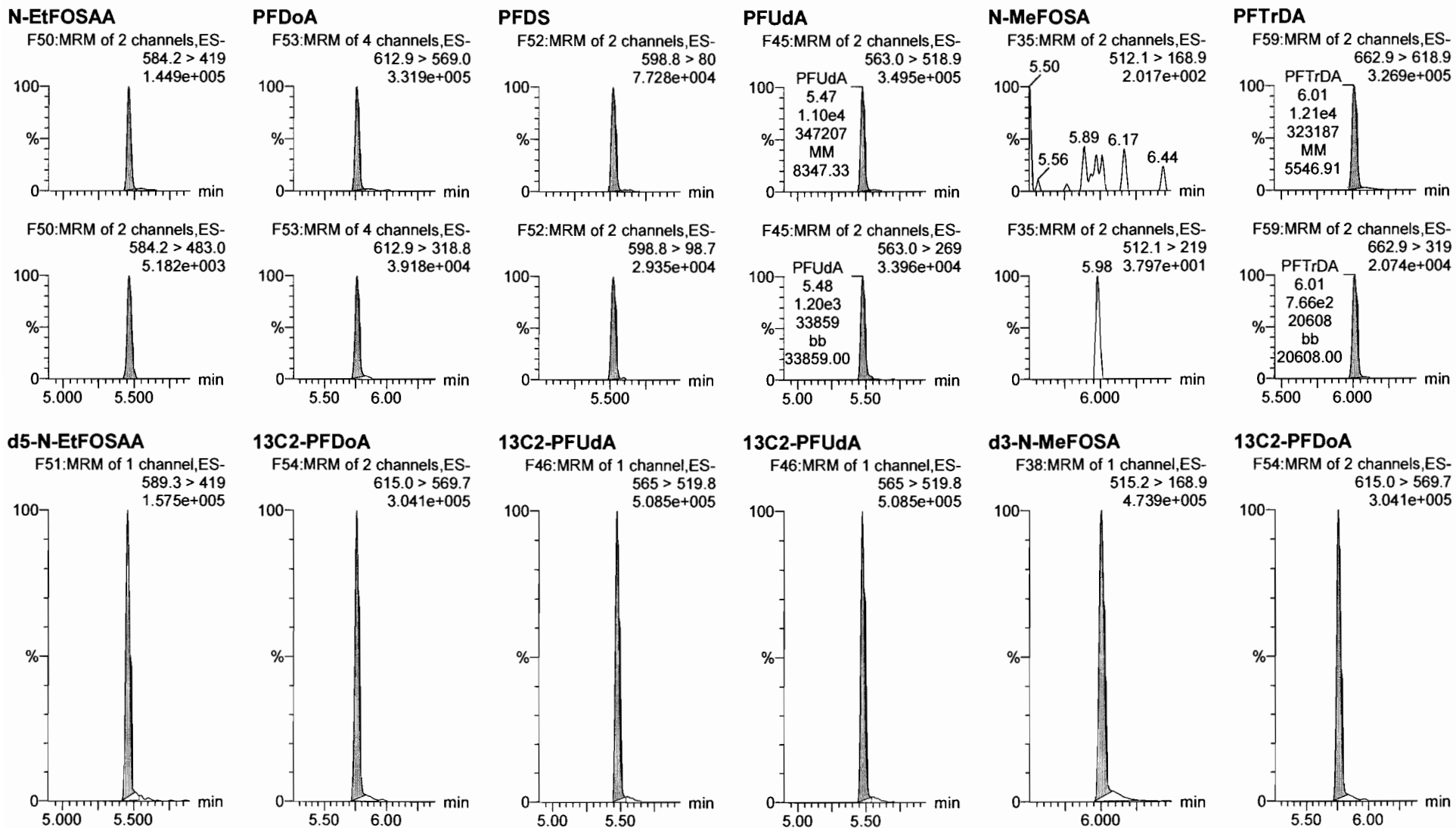


Dataset: F:\Projects\PFAS.PRO\Results\180301M1\180301M1-13.qld

Last Altered: Monday, March 05, 2018 08:41:59 Pacific Standard Time

Printed: Monday, March 05, 2018 08:42:12 Pacific Standard Time

Name: 180301M1_13, Date: 02-Mar-2018, Time: 02:58:02, ID: ICV180301M1-1 PFC ICV 18B2311, Description: PFC ICV 18B2311



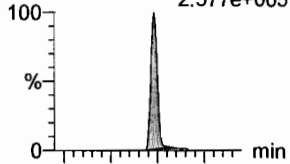
Dataset: F:\Projects\PFAS.PRO\Results\180301M1\180301M1-13.qld

Last Altered: Monday, March 05, 2018 08:41:59 Pacific Standard Time
Printed: Monday, March 05, 2018 08:42:12 Pacific Standard Time

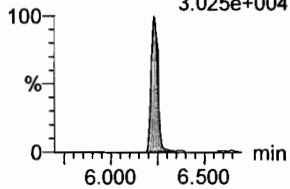
Name: 180301M1_13, Date: 02-Mar-2018, Time: 02:58:02, ID: ICV180301M1-1 PFC ICV 18B2311, Description: PFC ICV 18B2311

PFTeDA

F60:MRM of 2 channels,ES-
712.9 > 668.8
2.577e+005

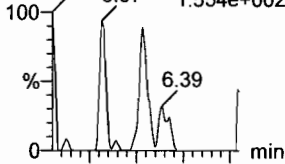


F60:MRM of 2 channels,ES-
712.9 > 369
3.025e+004

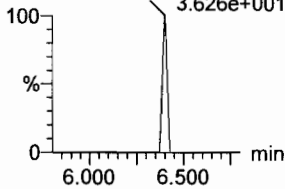


N-EtFOSA

F40:MRM of 2 channels,ES-
526.1 > 168.9
1.554e+002

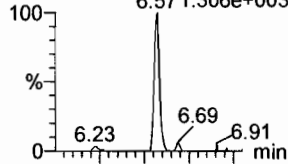


F40:MRM of 2 channels,ES-
526.1 > 219
3.626e+001

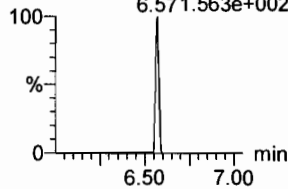


PFHxDA

F62:MRM of 2 channels,ES-
813.1 > 768.6
6.571.306e+003

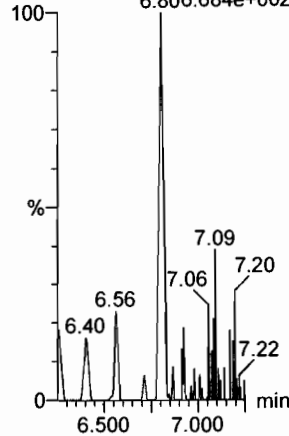


F62:MRM of 2 channels,ES-
813.1 > 219
1.563e+002



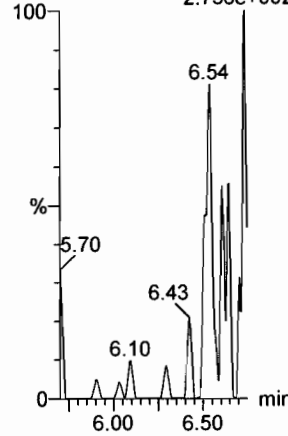
PFODA

F64:MRM of 1 channel,ES-
913.1 > 868.8
6.806.684e+002



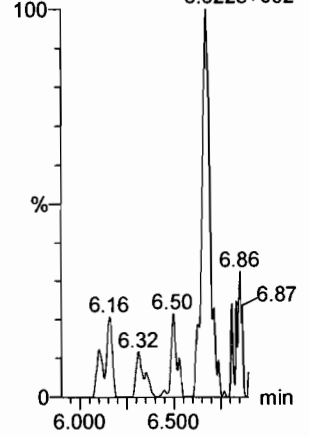
N-MeFOSE

F55:MRM of 1 channel,ES-
616.1 > 58.9
2.756e+002



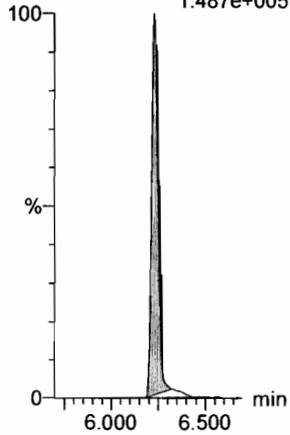
N-EtFOSE

F57:MRM of 1 channel,ES-
630.1 > 58.9
5.622e+002



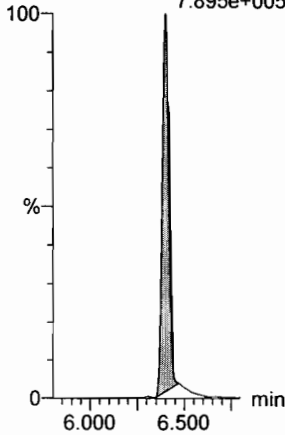
13C2-PFTeDA

F61:MRM of 2 channels,ES-
714.8 > 669.6
1.487e+005



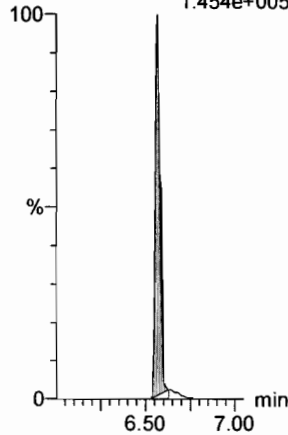
d5-N-ETFOSA

F43:MRM of 1 channel,ES-
531.1 > 168.9
7.895e+005



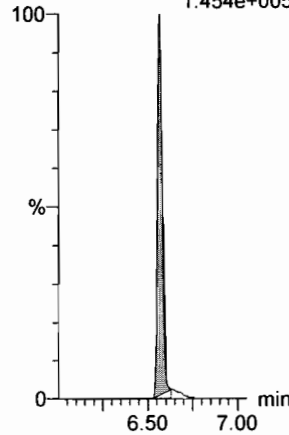
13C2-PFHxDA

F63:MRM of 1 channel,ES-
815 > 769.7
1.454e+005



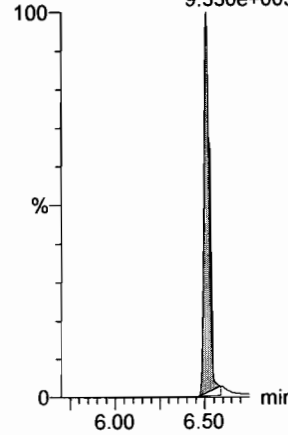
13C2-PFHxDA

F63:MRM of 1 channel,ES-
815 > 769.7
1.454e+005



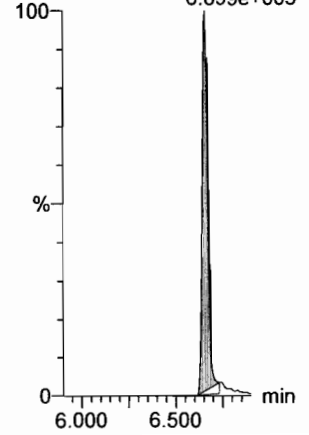
d7-N-MeFOSE

F56:MRM of 1 channel,ES-
623.1 > 58.9
9.330e+005



d9-N-EtFOSE

F58:MRM of 1 channel,ES-
639.2 > 58.8
6.899e+005

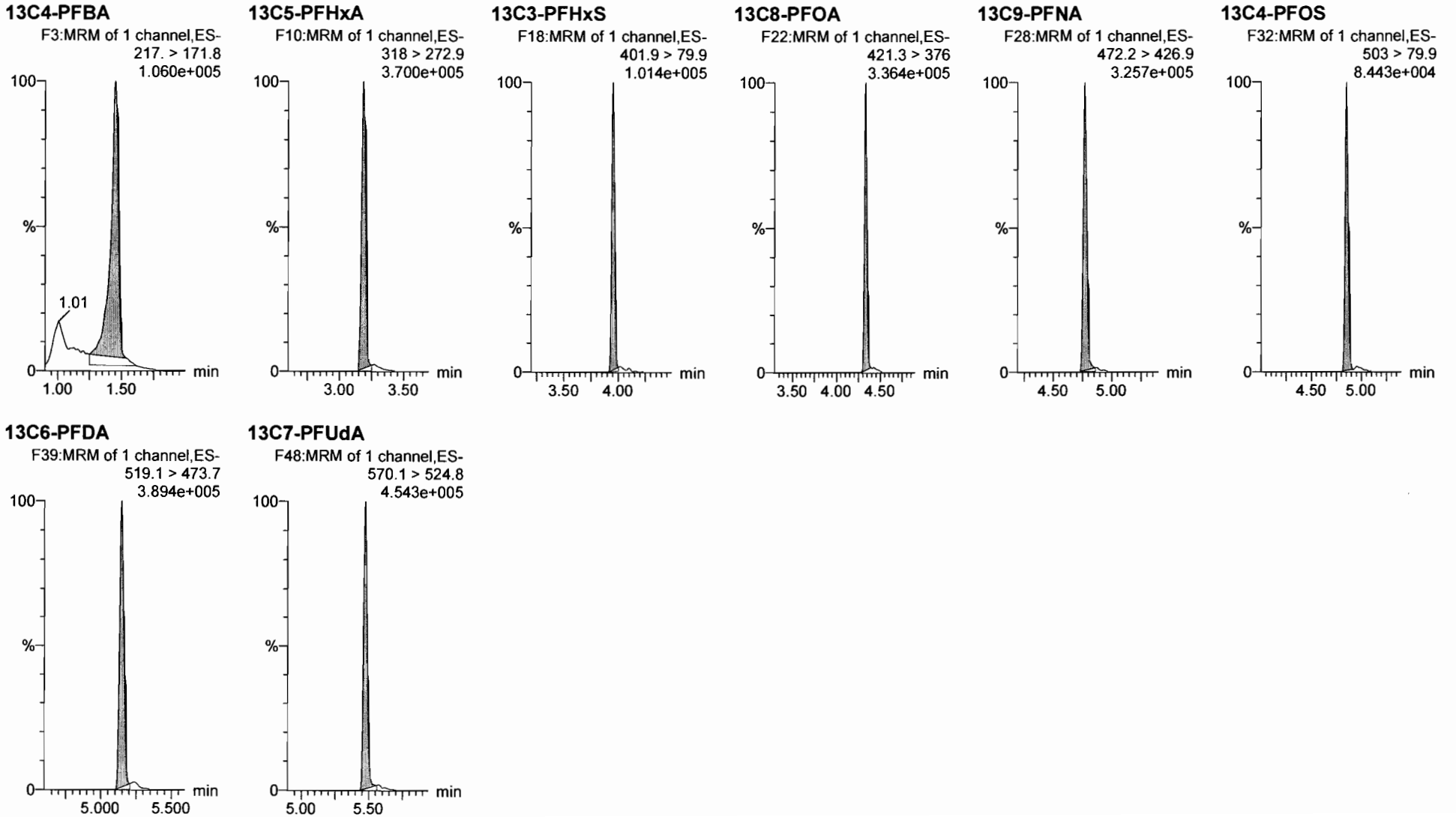


Dataset: F:\Projects\PFAS.PRO\Results\180301M1\180301M1-13.qld

Last Altered: Monday, March 05, 2018 08:41:59 Pacific Standard Time

Printed: Monday, March 05, 2018 08:42:12 Pacific Standard Time

Name: 180301M1_13, Date: 02-Mar-2018, Time: 02:58:02, ID: ICV180301M1-1 PFC ICV 18B2311, Description: PFC ICV 18B2311



Dataset: Untitled

Last Altered: Saturday, March 03, 2018 05:33:33 Pacific Standard Time

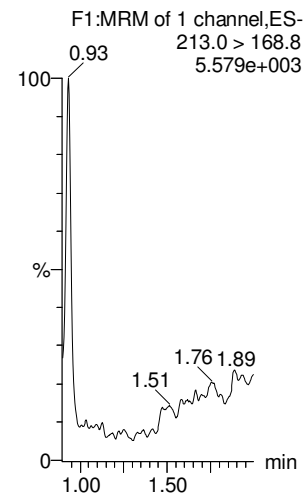
Printed: Saturday, March 03, 2018 05:33:41 Pacific Standard Time

Method: F:\Projects\PFAS.PRO\MethDB\PFAS_FULL_80C_022718.mdb 28 Feb 2018 13:19:45

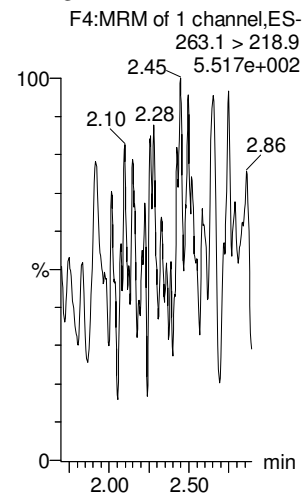
Calibration: F:\Projects\PFAS.PRO\CurveDB\C18_VAL-PFAS_Q4_03-01-18-FULL.cdb 03 Mar 2018 05:24:54

Name: 180301M1_12, Date: 02-Mar-2018, Time: 02:46:32, ID: IPA, Description: IPA

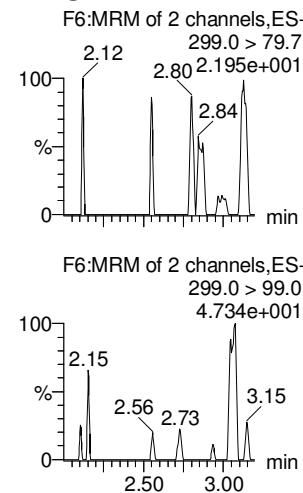
PFBA



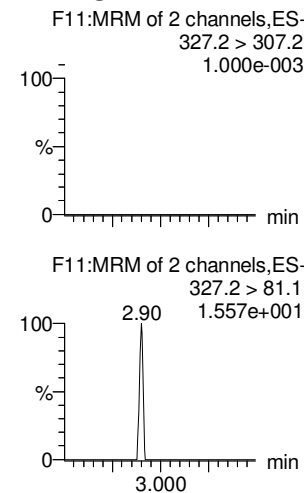
PFPeA



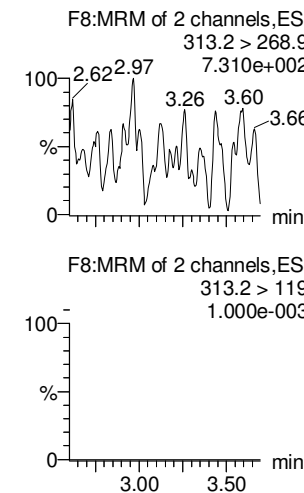
PFBS



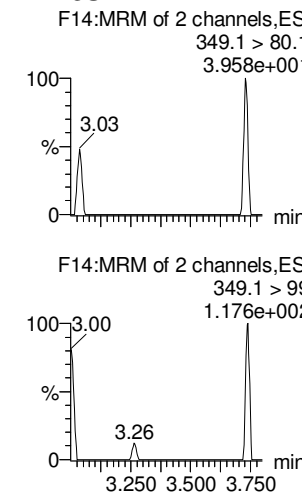
4:2 FTS



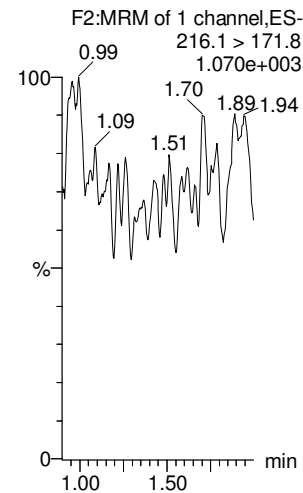
PFHxA



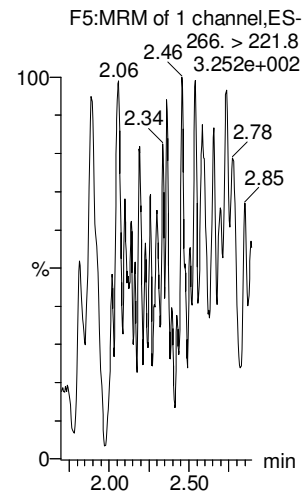
PFPeS



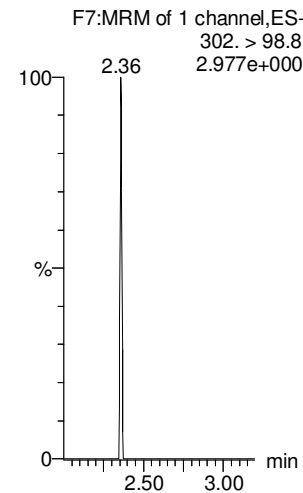
13C3-PFBA



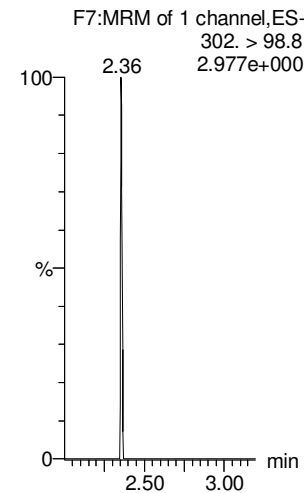
13C3-PFPeA



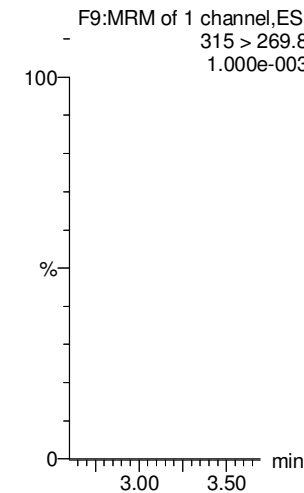
13C3-PFBS



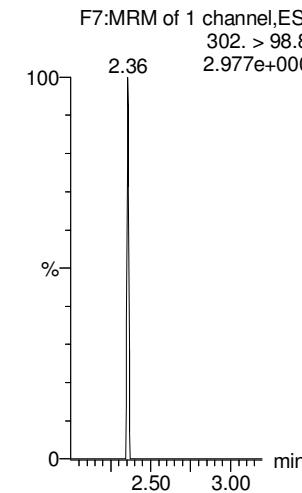
13C3-PFBS



13C2-PFHxA



13C3-PFBS



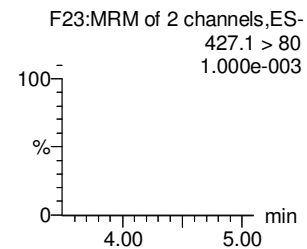
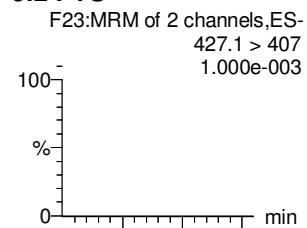
Dataset: Untitled

Last Altered: Saturday, March 03, 2018 05:33:33 Pacific Standard Time

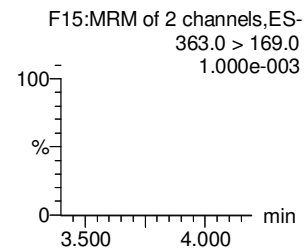
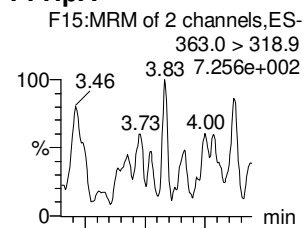
Printed: Saturday, March 03, 2018 05:33:41 Pacific Standard Time

Name: 180301M1_12, Date: 02-Mar-2018, Time: 02:46:32, ID: IPA, Description: IPA

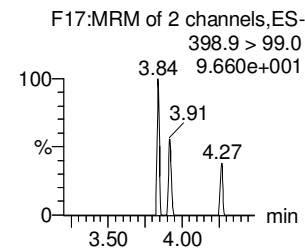
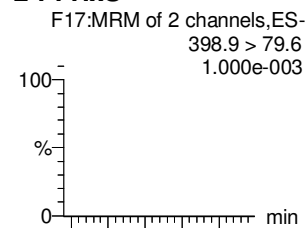
6:2 FTS



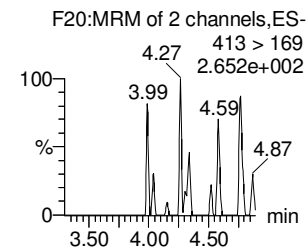
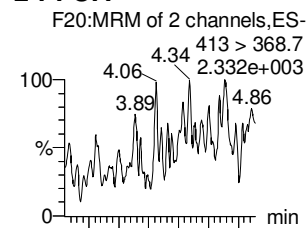
PFHpA



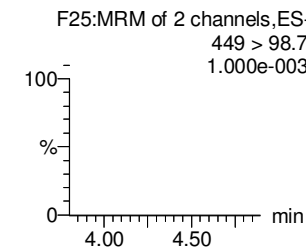
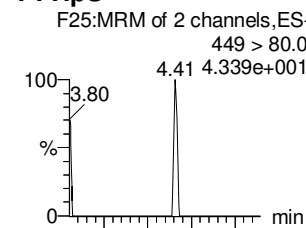
L-PFHxS



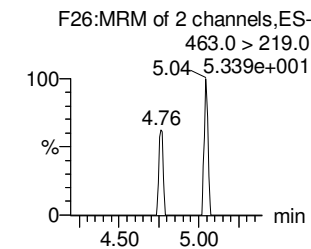
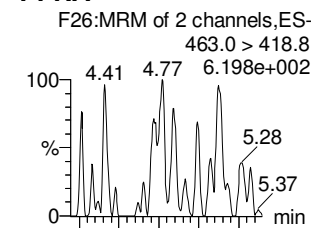
L-PFOA



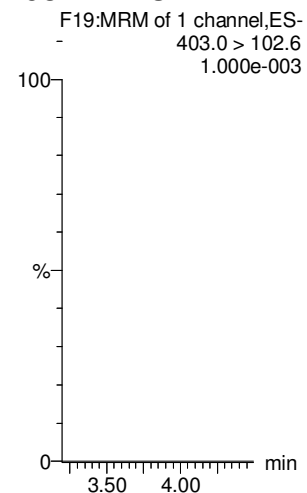
PFHpS



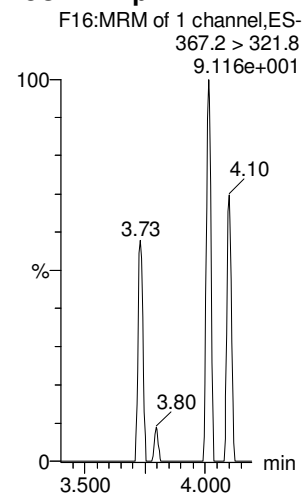
PFNA



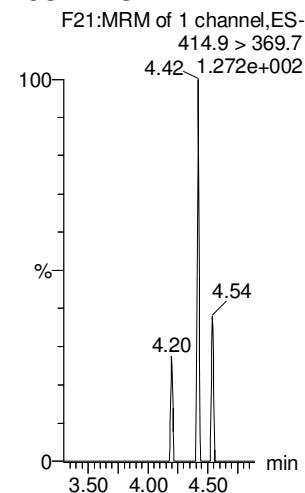
18O2-PFHxS



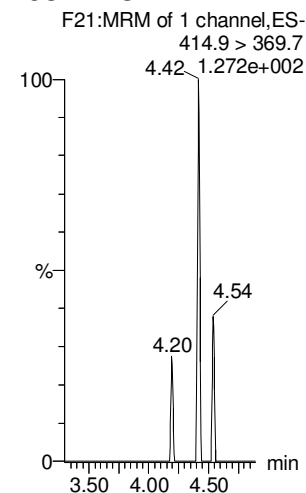
13C4-PFHpa



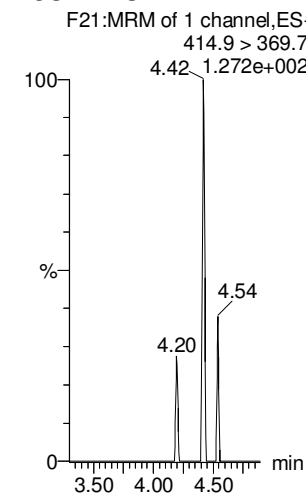
13C2-PFOA



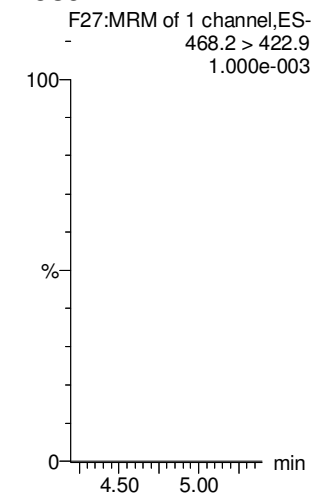
13C2-PFOA



13C2-PFOA



13C5-PFNA



Dataset: Untitled


Last Altered: Saturday, March 03, 2018 05:33:33 Pacific Standard Time

Printed: Saturday, March 03, 2018 05:33:41 Pacific Standard Time

Name: 180301M1_12, Date: 02-Mar-2018, Time: 02:46:32, ID: IPA, Description: IPA


PFOSA

F29:MRM of 4 channels,ES-
498.1 > 77.8
1.000e-003



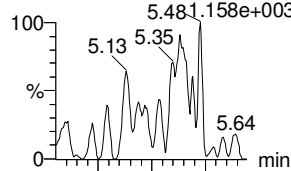
L-PFOS

F31:MRM of 2 channels,ES-
499 > 79.9
1.000e-003



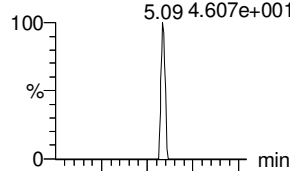
PFDA

F36:MRM of 2 channels,ES-
513 > 468.8
5.481,158e+003



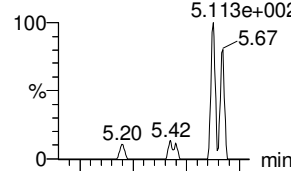
8:2 FTS

F41:MRM of 2 channels,ES-
527 > 506.9
5.09 4.607e+001



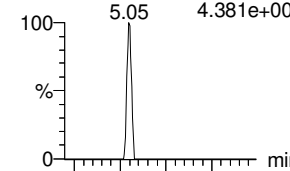
PFNS

F44:MRM of 2 channels,ES-
549.1 > 80.1
5.113e+002

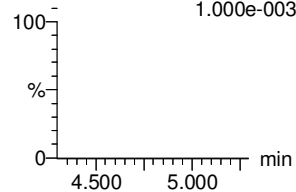


N-MeFOSAA

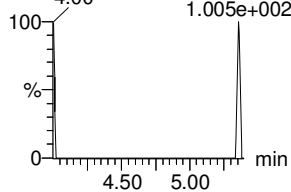
F47:MRM of 2 channels,ES-
570.1 > 419
4.381e+002



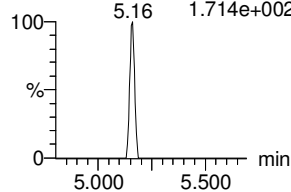
F29:MRM of 4 channels,ES-
498.1 > 478
1.000e-003



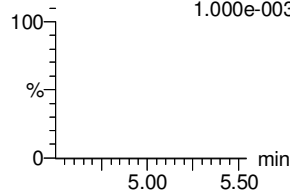
F31:MRM of 2 channels,ES-
499 > 99
1.005e+002



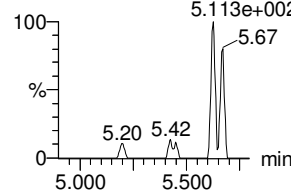
F36:MRM of 2 channels,ES-
513 > 219
1.714e+002



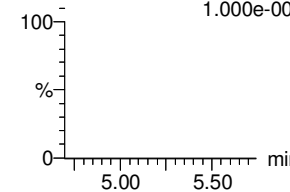
F41:MRM of 2 channels,ES-
527 > 80
1.000e-003



F44:MRM of 2 channels,ES-
549.1 > 80.1
5.113e+002

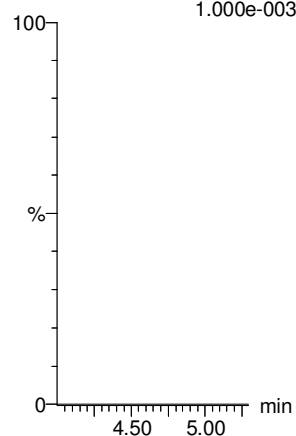


F47:MRM of 2 channels,ES-
570.1 > 483.0
1.000e-003



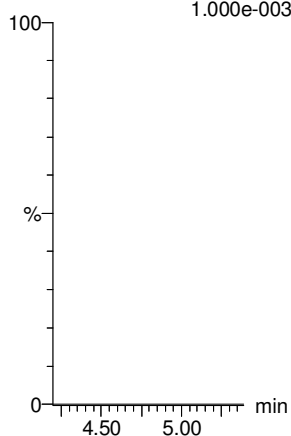
13C8-PFOSA

F33:MRM of 1 channel,ES-
506.1 > 77.7
1.000e-003



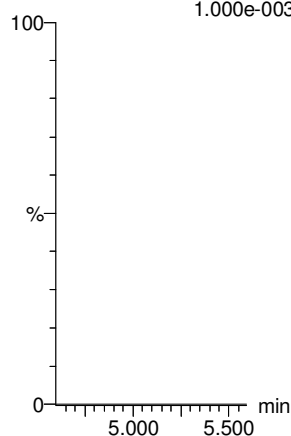
13C8-PFOS

F34:MRM of 1 channel,ES-
507.0 > 79.9
1.000e-003



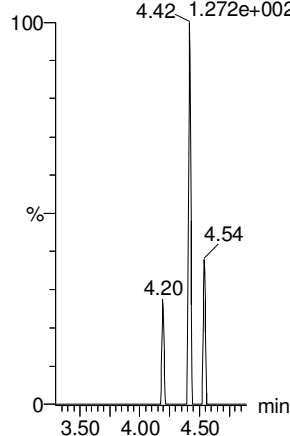
13C2-PFDA

F37:MRM of 1 channel,ES-
515.1 > 469.9
1.000e-003



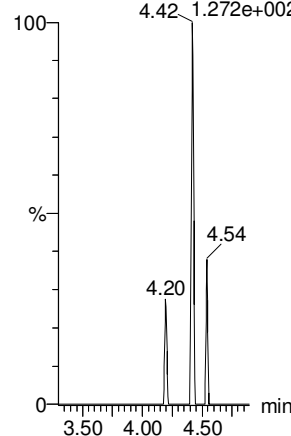
13C2-PFOA

F21:MRM of 1 channel,ES-
414.9 > 369.7
4.42 1.272e+002



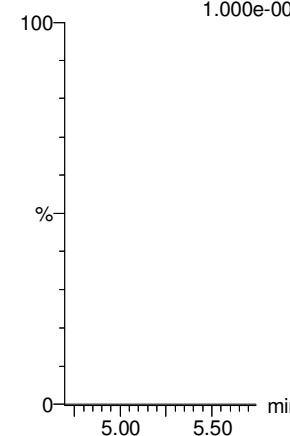
13C2-PFOA

F21:MRM of 1 channel,ES-
414.9 > 369.7
4.42 1.272e+002



d3-N-MeFOSAA

F49:MRM of 1 channel,ES-
573.3 > 419
1.000e-003



Dataset: Untitled

Last Altered: Saturday, March 03, 2018 05:33:33 Pacific Standard Time

Printed: Saturday, March 03, 2018 05:33:41 Pacific Standard Time

Name: 180301M1_12, Date: 02-Mar-2018, Time: 02:46:32, ID: IPA, Description: IPA

N-EtFOSAA

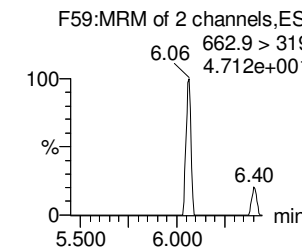
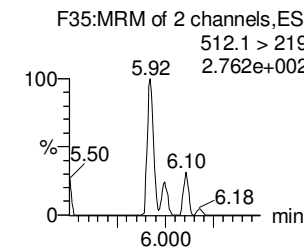
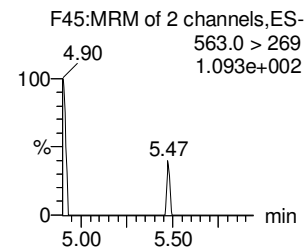
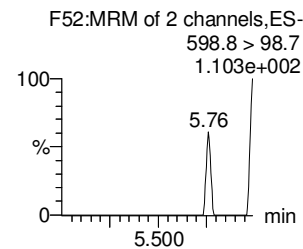
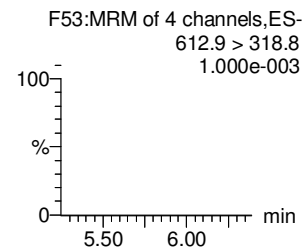
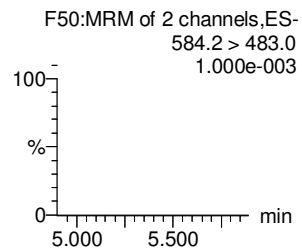
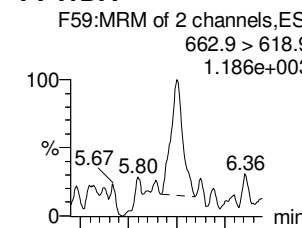
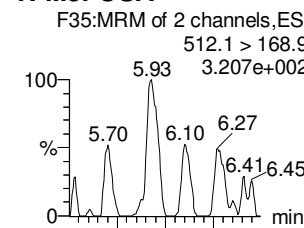
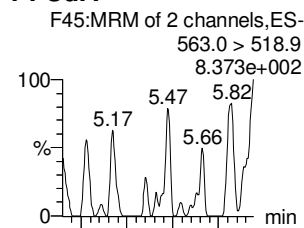
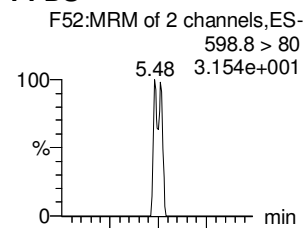
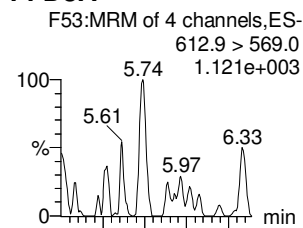
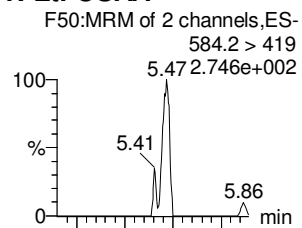
PFDoA

PFDS

PFUdA

N-MeFOSA

PFTrDA



d5-N-EtFOSAA

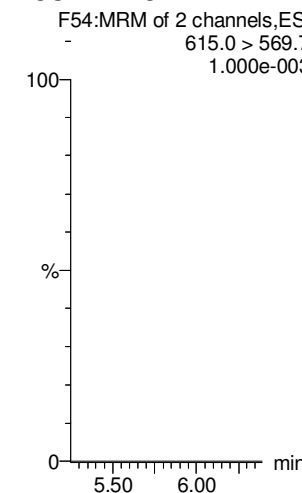
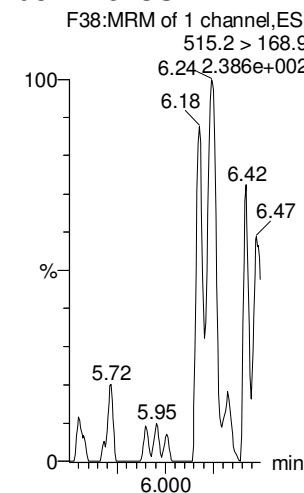
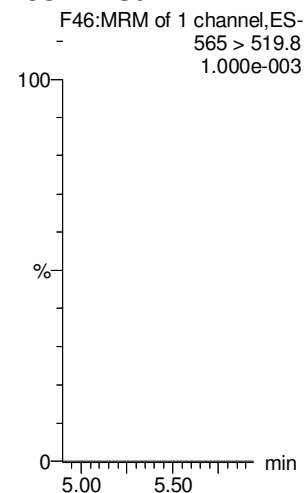
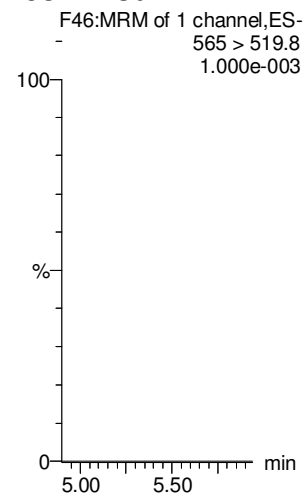
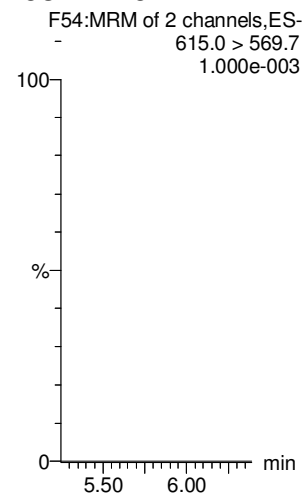
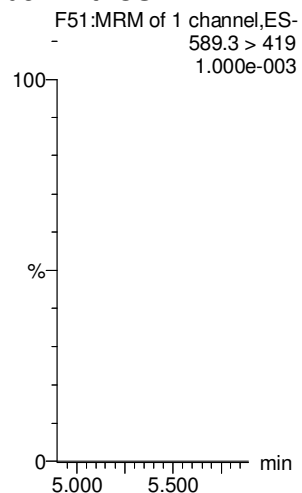
13C2-PFDoA

13C2-PFUdA

13C2-PFUdA

d3-N-MeFOSA

13C2-PFDoA



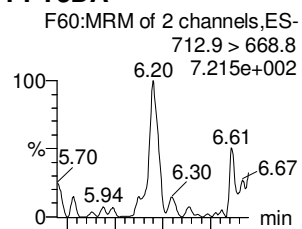
Dataset: Untitled

Last Altered: Saturday, March 03, 2018 05:33:33 Pacific Standard Time

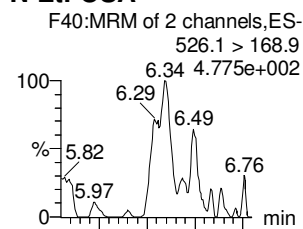
Printed: Saturday, March 03, 2018 05:33:41 Pacific Standard Time

Name: 180301M1_12, Date: 02-Mar-2018, Time: 02:46:32, ID: IPA, Description: IPA

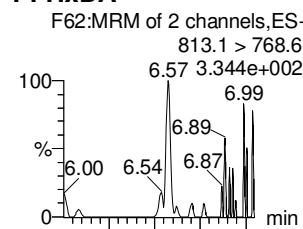
PFTeDA



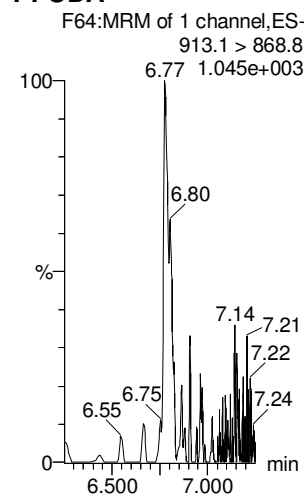
N-EtFOSEA



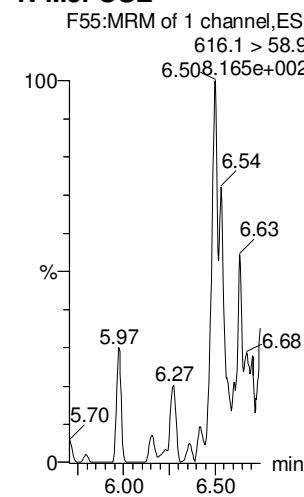
PFHxDA



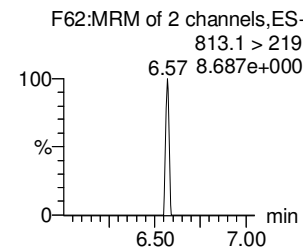
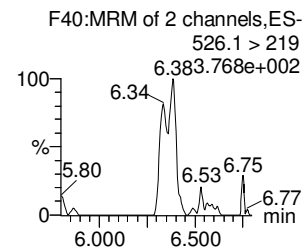
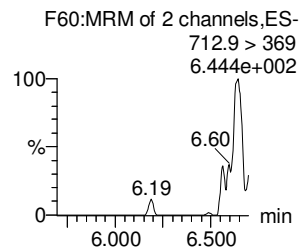
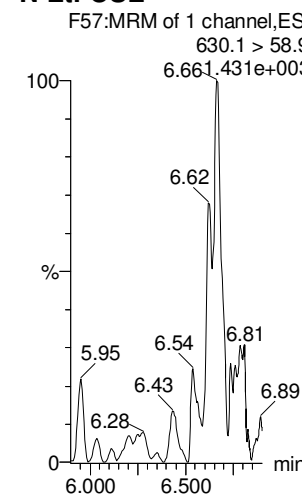
PFODA



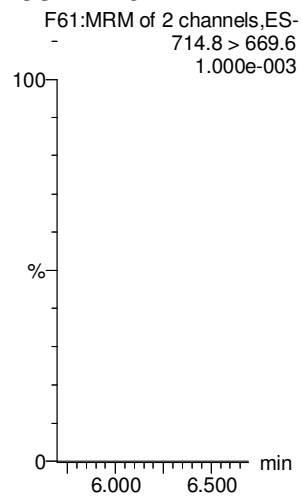
N-MeFOSE



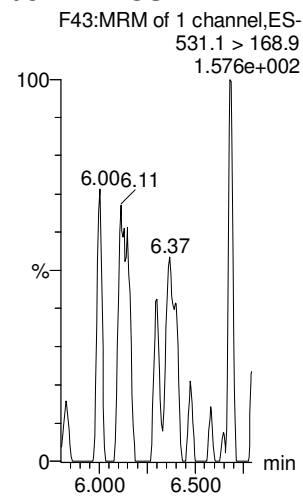
N-EtFOSE



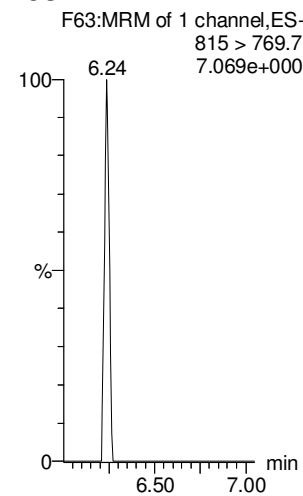
13C2-PFTeDA



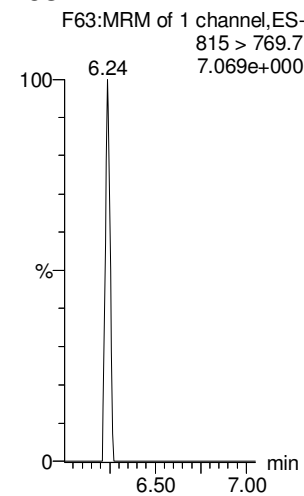
d5-N-ETFOSEA



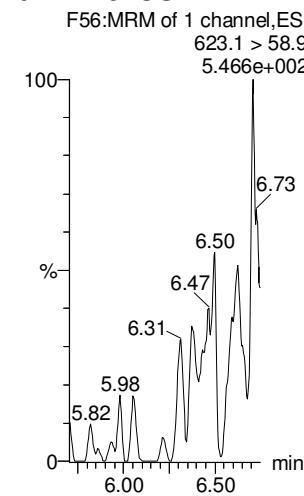
13C2-PFHxDA



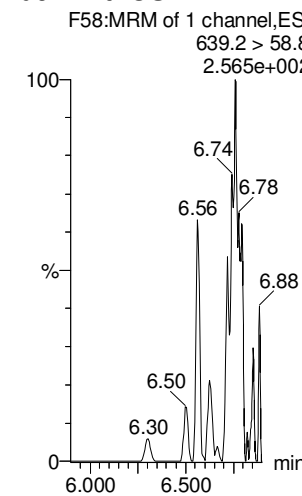
13C2-PFHxDA



d7-N-MeFOSE



d9-N-EtFOSE



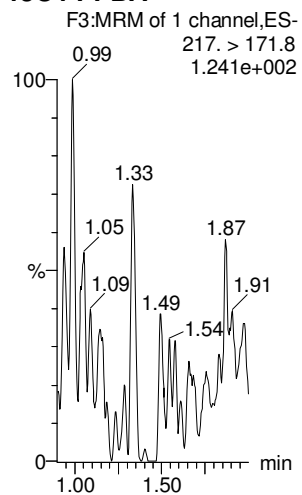
Dataset: Untitled

Last Altered: Saturday, March 03, 2018 05:33:33 Pacific Standard Time

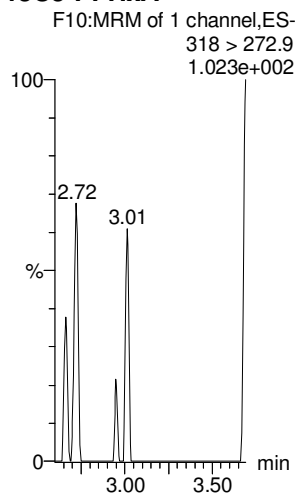
Printed: Saturday, March 03, 2018 05:33:41 Pacific Standard Time

Name: 180301M1_12, Date: 02-Mar-2018, Time: 02:46:32, ID: IPA, Description: IPA

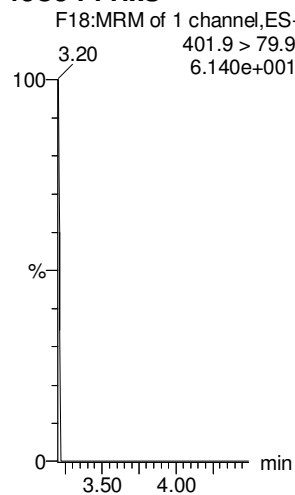
13C4-PFBA



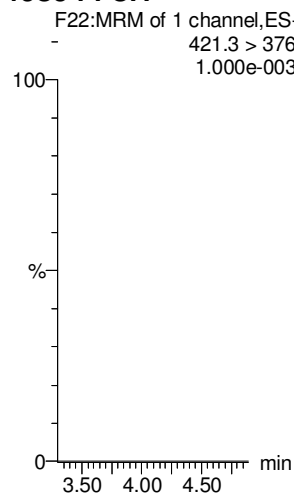
13C5-PFHxA



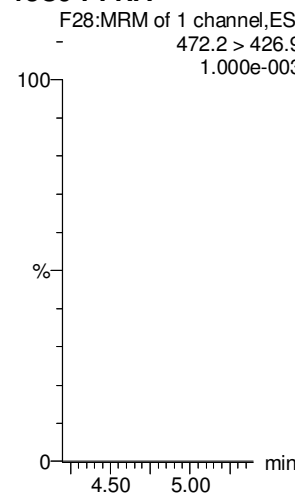
13C3-PFHxS



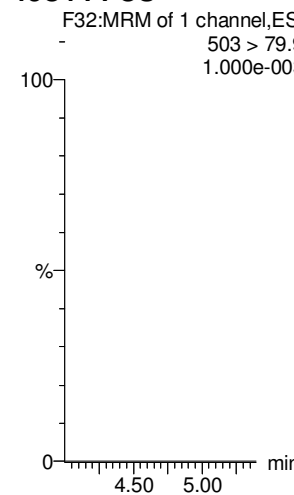
13C8-PFOA



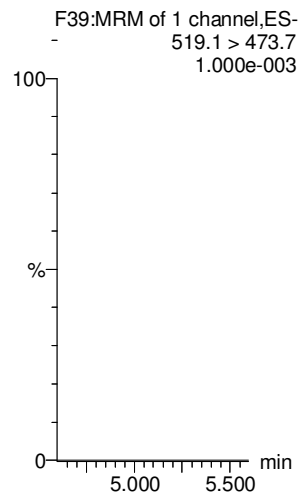
13C9-PFNA



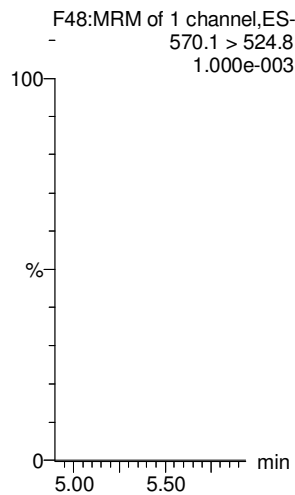
13C4-PFOS



13C6-PFDA



13C7-PFUdA



**DATA VALIDATION SUMMARY REPORT
NALF FENTRESS, VIRGINIA**

Client: CH2M HILL, Inc., Corvallis, Oregon
SDG: 1800324
Laboratory: Vista Analytical Laboratory, El Dorado Hills, California
Site: NALF Fentress, CTO-WE01, Virginia
Date: March 20, 2018

PFCs			
EDS ID	Client Sample ID	Laboratory Sample ID	Matrix
1	OF-RW63-0218	1800324-01	Water
2	OF-FB63-0218	1800324-02	Water
3	OF-RW23-0218	1800324-03	Water
4	OF-FB23-0218	1800324-04	Water
5	OF-RW28-0218	1800324-05	Water
6	OF-FB28-0218	1800324-06	Water
7	OF-RW60-0218	1800324-07	Water
8	OF-RW60P-0218	1800324-08	Water
9	OF-FB60-0218	1800324-09	Water
10	OF-RW42C-0218	1800324-10	Water

A full data validation was performed on the analytical data for six water samples and four aqueous field blank samples collected on February 14-15, 2018 by CH2M HILL at the NALF Fentress site in Chesapeake, Virginia. The samples were analyzed under the EPA Method "Determination of Selected Perfluorinated Alkyl Acids in Drinking Water by Solid Phase Extraction and Liquid Chromatography/Tandem Mass Spectrometry (LC/MS/MS)".

Specific method references are as follows:

Analysis
PFCs

Method References
USEPA Method 537 Modified

The data have been validated according to the protocols and quality control (QC) requirements of the analytical method, and the U.S. Department of Defense (DoD) Quality Systems Manual (QSM), Version 5.0 (July 2013) and the USEPA National Functional Guidelines for Organic Data Review as follows:

- The USEPA "Contract Laboratories Program National Functional Guidelines for Superfund Organic Methods Data Review," January 2017;
- and the reviewer's professional judgment.

The following data quality indicators were reviewed for this report:

Organics

- Date Completeness, Case Narrative & Custody Documentation
- Holding times
- Liquid Chromatography/Mass Spectrometry (LC/MS) Tuning
- Initial and continuing calibration summaries
- Method blank and field QC blank contamination
- Surrogate Spike recoveries
- Matrix Spike/Matrix Spike Duplicate (MS/MSD) recoveries
- Laboratory Control Sample/Laboratory Control Sample Duplicate (LCS/LCSD) recoveries
- Internal standard area and retention time summary forms
- Target Compound Identification
- Compound Quantitation
- Field Duplicate sample precision

A full (Level IV) data validation was performed with this review including a recalculation of 10% of the detected results in the samples.

Data Usability Assessment

There were no rejections of data.

Overall the data is acceptable for the intended purposes as qualified for the deficiencies detailed in this report.

Please note that any results qualified (U) due to blank contamination may be then qualified (J) due to another action. Therefore, the results may be qualified (UJ) due to the culmination of the blank contaminations and actions from other exceedances of QC criteria.

Perfluorinated Compounds (PFCs)

Data Completeness, Case Narrative & Custody Documentation

- The case narrative and chain-of-custody documentation were included in the data package as required. All criteria were met.

Holding Times

- All samples were extracted within 14 days for water samples and analyzed within 28 days.

LC/MS Tuning

- All criteria were met.

Initial Calibration

- All relative standard deviation (%RSD) and/or correlation coefficients criteria were met.

Continuing Calibration

- All percent recovery (%R) and RRF criteria were met.

Method Blank

- The method blanks were free of contamination.

Field QC Blank

- Field QC results are summarized below.

Blank ID	Compound	Conc. ng/L	Qualifier	Affected Samples
OF-FB63-0218	PFHxS	1.92	U	1
OF-FB23-0218	None - ND	-	-	-
OF-FB28-0218	None - ND	-	-	-
OF-FB60-0218	None - ND	-	-	-

Surrogate Spike Recoveries

- All samples exhibited acceptable surrogate %R values.

Matrix Spike/Matrix Spike Duplicate (MS/MSD) Recoveries

- MS/MSD samples were not analyzed.

Laboratory Control Samples

- The LCS samples exhibited acceptable percent recoveries (%R).

Internal Standard (IS) Area Performance

- All internal standards met response and retention time (RT) criteria except for the following.

EDS Sample ID	Compound	%R	Qualifier
1	13C3-PFBS	343%	J - Associated Compound
7	13C3-PFBS	243%	None - Associated Compound ND

Target Compound Identification

- All mass spectra and quantitation criteria were met.

Compound Quantitation

- PFOS was reported from the second injection on 3/2/18 for all samples. No action was required.

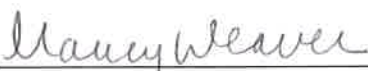
Field Duplicate Sample Precision

- Field duplicate results are summarized below. The precision was acceptable.

Compound	OF-RW60-0218 ng/L	OF-RW60P-0218 ng/L	RPD	Qualifier
PFHxS	2.56	2.38	7%	None
PFOS	1.32	ND	NC	

Please contact the undersigned at (757) 564-0090 if you have any questions or need further information.

Signed:



Nancy Weaver
Senior Chemist

Dated:

3/20/18

Data Qualifier	Definition
U	The analyte was analyzed for, but was not detected above the level of the reported sample quantitation limit.
J	The analyte is an estimated quantity. The associated numerical value is the approximate concentration of the analyte in the sample.
NJ	The analysis has been "tentatively identified" or "presumptively" as present and the associated numerical value is the estimated concentration in the samples.
UJ	The analyte was analyzed for but was not detected. The reported quantitation limit is approximate and may be inaccurate or imprecise.
R	The data are unusable. The sample results are rejected due to serious deficiencies in meeting QC criteria. The analyte may or may not be present in the samples.

Sample ID: OF-RW63-0218

Modified EPA Method 537

Client Data		Laboratory Data	
Name: CH2M Hill	Matrix: Drinking Water	Lab Sample: 1800324-01	Column: BEH C18
Project: CTO-WE01, Fentress PFAS Res. DW Investigation	Date Collected: 15-Feb-18 15:03	Date Received: 16-Feb-18 09:02	

Analyte	Conc. (ng/L)	DL	LOD	LOQ	Qualifiers	Batch	Extracted	Samp Size	Analyzed	Dilution
PFBS	2.80 J	1.95	5.43	8.72	J	B8B0122	23-Feb-18	0.115 L	01-Mar-18 16:38	1
PFHxA	2.90	2.38	5.43	8.72	J	B8B0122	23-Feb-18	0.115 L	01-Mar-18 16:38	1
PFHpA	2.41	0.645	5.43	8.72	J	B8B0122	23-Feb-18	0.115 L	01-Mar-18 16:38	1
PFHxS	9.16 u	1.03	5.43	8.72		B8B0122	23-Feb-18	0.115 L	01-Mar-18 16:38	1
PFOA	17.8	0.710	5.43	8.72		B8B0122	23-Feb-18	0.115 L	01-Mar-18 16:38	1
PFOS	34.0	0.880	5.43	8.72		B8B0122	23-Feb-18	0.115 L	02-Mar-18 12:43	1
PFNA	ND	0.883	5.43	8.72		B8B0122	23-Feb-18	0.115 L	01-Mar-18 16:38	1
PFDA	ND	1.62	5.43	8.72		B8B0122	23-Feb-18	0.115 L	01-Mar-18 16:38	1
MeFOSAA	ND	1.80	5.43	8.72		B8B0122	23-Feb-18	0.115 L	01-Mar-18 16:38	1
PFUnA	ND	1.15	5.43	8.72		B8B0122	23-Feb-18	0.115 L	01-Mar-18 16:38	1
EtFOSAA	ND	1.49	5.43	8.72		B8B0122	23-Feb-18	0.115 L	01-Mar-18 16:38	1
PFDoA	ND	0.864	5.43	8.72		B8B0122	23-Feb-18	0.115 L	01-Mar-18 16:38	1
PFTtDA	ND	0.539	5.43	8.72		B8B0122	23-Feb-18	0.115 L	01-Mar-18 16:38	1
PFTeDA	ND	0.823	5.43	8.72		B8B0122	23-Feb-18	0.115 L	01-Mar-18 16:38	1
Labeled Standards	% Recovery	Limits								
13C3-PFBS	343	50 - 150								
13C2-PFHxA	95.0	50 - 150								
13C4-PFHpA	113	50 - 150								
18O2-PFHxS	104	50 - 150								
13C2-PFOA	80.5	50 - 150								
13C8-PFOS	76.8	50 - 150								
13C5-PFNA	67.6	50 - 150								
13C2-PFDA	80.4	50 - 150								
d3-MeFOSAA	116	50 - 150								
13C2-PFUnA	68.0	50 - 150								
d5-EtFOSAA	121	50 - 150								
13C2-PFDoA	74.5	50 - 150								
13C2-PFTeDA	71.8	50 - 150								

DL - Detection Limit
 LOD - Limit of Detection
 LOQ - Limit of quantitation
 LCL-UCL - Lower control limit - upper control limit
 Results reported to the DL.
 When reported, PFHxS, PFOA and PFOS include both linear and branched isomers.
 Only the linear isomer is reported for all other analytes.

JSH
FBL

new 3/20/18

Sample ID: OF-FB63-0218

Modified EPA Method 537

Client Data		Laboratory Data	
Name: CH2M Hill	Matrix: Drinking Water	Lab Sample: 1800324-02	Column: BEH C18
Project: CTO-WE01, Fentress PFAS Res. DW Investigation	Date Collected: 15-Feb-18 15:04	Date Received: 16-Feb-18 09:02	

Analyte	Conc. (ng/L)	DL	LOD	LOQ	Qualifiers	Batch	Extracted	Samp Size	Analyzed	Dilution
PFBS	ND	1.93	5.39	8.60		B8B0122	23-Feb-18	0.116 L	01-Mar-18 16:50	1
PFHxA	ND	2.34	5.39	8.60		B8B0122	23-Feb-18	0.116 L	01-Mar-18 16:50	1
PFHpA	ND	0.636	5.39	8.60		B8B0122	23-Feb-18	0.116 L	01-Mar-18 16:50	1
PFHxS	1.92	1.02	5.39	8.60	J	B8B0122	23-Feb-18	0.116 L	01-Mar-18 16:50	1
PFOA	ND	0.700	5.39	8.60		B8B0122	23-Feb-18	0.116 L	01-Mar-18 16:50	1
PFOS	ND	0.868	5.39	8.60		B8B0122	23-Feb-18	0.116 L	02-Mar-18 13:29	1
PFNA	ND	0.871	5.39	8.60		B8B0122	23-Feb-18	0.116 L	01-Mar-18 16:50	1
PFDA	ND	1.60	5.39	8.60		B8B0122	23-Feb-18	0.116 L	01-Mar-18 16:50	1
MeFOSAA	ND	1.77	5.39	8.60		B8B0122	23-Feb-18	0.116 L	01-Mar-18 16:50	1
PFUnA	ND	1.13	5.39	8.60		B8B0122	23-Feb-18	0.116 L	01-Mar-18 16:50	1
EtFOSAA	ND	1.47	5.39	8.60		B8B0122	23-Feb-18	0.116 L	01-Mar-18 16:50	1
PFDoA	ND	0.852	5.39	8.60		B8B0122	23-Feb-18	0.116 L	01-Mar-18 16:50	1
PFTtDA	ND	0.531	5.39	8.60		B8B0122	23-Feb-18	0.116 L	01-Mar-18 16:50	1
PFTeDA	ND	0.812	5.39	8.60		B8B0122	23-Feb-18	0.116 L	01-Mar-18 16:50	1
Labeled Standards	Type	% Recovery	Limits	Qualifiers	Batch	Extracted	Samp Size	Analyzed	Dilution	
13C3-PFBS	IS	90.1	50 - 150		B8B0122	23-Feb-18	0.116 L	01-Mar-18 16:50	1	
13C2-PFHxA	IS	85.5	50 - 150		B8B0122	23-Feb-18	0.116 L	01-Mar-18 16:50	1	
13C4-PFHpA	IS	87.8	50 - 150		B8B0122	23-Feb-18	0.116 L	01-Mar-18 16:50	1	
18O2-PFHxS	IS	82.9	50 - 150		B8B0122	23-Feb-18	0.116 L	01-Mar-18 16:50	1	
13C2-PFOA	IS	89.6	50 - 150		B8B0122	23-Feb-18	0.116 L	01-Mar-18 16:50	1	
13C8-PFOS	IS	91.2	50 - 150		B8B0122	23-Feb-18	0.116 L	02-Mar-18 13:29	1	
13C5-PFNA	IS	90.6	50 - 150		B8B0122	23-Feb-18	0.116 L	01-Mar-18 16:50	1	
13C2-PFDA	IS	85.8	50 - 150		B8B0122	23-Feb-18	0.116 L	01-Mar-18 16:50	1	
d3-MeFOSAA	IS	71.3	50 - 150		B8B0122	23-Feb-18	0.116 L	01-Mar-18 16:50	1	
13C2-PFUnA	IS	59.4	50 - 150		B8B0122	23-Feb-18	0.116 L	01-Mar-18 16:50	1	
d5-EtFOSAA	IS	66.4	50 - 150		B8B0122	23-Feb-18	0.116 L	01-Mar-18 16:50	1	
13C2-PFDoA	IS	74.6	50 - 150		B8B0122	23-Feb-18	0.116 L	01-Mar-18 16:50	1	
13C2-PFTeDA	IS	74.3	50 - 150		B8B0122	23-Feb-18	0.116 L	01-Mar-18 16:50	1	

DL - Detection Limit
 LOD - Limit of Detection
 LOQ - Limit of quantitation
 LCL-UCL- Lower control limit - upper control limit
 Results reported to the DL.
 When reported, PFHxS, PFOA and PFOS include both linear and branched isomers.
 Only the linear isomer is reported for all other analytes.

new 3/25/18

Sample ID: OF-RW23-0218

Modified EPA Method 537

Client Data		Laboratory Data		Matrix:		Date Collected:		Date Received:		Column:	
Name:	CH2M Hill	Lab Sample:	1800324-03	Drinking Water	15-Feb-18 15:38	Matrix:	Drinking Water	Lab Sample:	1800324-03	Column:	BEH C18
Project:	CTO-WE01, Fentress PFAS Res. DW Investigation	Date Received:	16-Feb-18 09:02	Date Collected:	15-Feb-18 15:38	Date Collected:	15-Feb-18 15:38	Date Received:	16-Feb-18 09:02		
Analyte	Conc. (ng/L)	DL	LOD	LOQ	Qualifiers	Batch	Extracted	Samp Size	Analyzed	Dilution	
PFBS	ND	1.98	5.53	8.84		B8B0122	23-Feb-18	0.113 L	01-Mar-18 17:35	I	
PFHxA	ND	2.41	5.53	8.84		B8B0122	23-Feb-18	0.113 L	01-Mar-18 17:35	I	
PFHpA	ND	0.653	5.53	8.84		B8B0122	23-Feb-18	0.113 L	01-Mar-18 17:35	I	
PFHxS	ND	1.05	5.53	8.84		B8B0122	23-Feb-18	0.113 L	01-Mar-18 17:35	I	
PFOA	4.29	0.719	5.53	8.84	J	B8B0122	23-Feb-18	0.113 L	01-Mar-18 17:35	I	
PFOS	10.7	0.892	5.53	8.84		B8B0122	23-Feb-18	0.113 L	02-Mar-18 13:40	I	
PFNA	ND	0.895	5.53	8.84		B8B0122	23-Feb-18	0.113 L	01-Mar-18 17:35	I	
PFDA	ND	1.65	5.53	8.84		B8B0122	23-Feb-18	0.113 L	01-Mar-18 17:35	I	
MeFOSAA	ND	1.82	5.53	8.84		B8B0122	23-Feb-18	0.113 L	01-Mar-18 17:35	I	
PFUnA	ND	1.16	5.53	8.84		B8B0122	23-Feb-18	0.113 L	01-Mar-18 17:35	I	
EtFOSAA	ND	1.51	5.53	8.84		B8B0122	23-Feb-18	0.113 L	01-Mar-18 17:35	I	
PFDoA	ND	0.875	5.53	8.84		B8B0122	23-Feb-18	0.113 L	01-Mar-18 17:35	I	
PFTrDA	ND	0.546	5.53	8.84		B8B0122	23-Feb-18	0.113 L	01-Mar-18 17:35	I	
PFTeDA	ND	0.834	5.53	8.84		B8B0122	23-Feb-18	0.113 L	01-Mar-18 17:35	I	
Labeled Standards	Type	% Recovery	Limits	Qualifiers	Batch	Extracted	Samp Size	Analyzed	Dilution		
13C3-PFBs	IS	110	50 - 150		B8B0122	23-Feb-18	0.113 L	01-Mar-18 17:35	I		
13C2-PFHxA	IS	90.5	50 - 150		B8B0122	23-Feb-18	0.113 L	01-Mar-18 17:35	I		
13C4-PFHpA	IS	101	50 - 150		B8B0122	23-Feb-18	0.113 L	01-Mar-18 17:35	I		
18O2-PFHxS	IS	83.3	50 - 150		B8B0122	23-Feb-18	0.113 L	01-Mar-18 17:35	I		
13C2-PFOA	IS	82.5	50 - 150		B8B0122	23-Feb-18	0.113 L	01-Mar-18 17:35	I		
13C8-PFOS	IS	88.2	50 - 150		B8B0122	23-Feb-18	0.113 L	02-Mar-18 13:40	I		
13C5-PFNA	IS	85.4	50 - 150		B8B0122	23-Feb-18	0.113 L	01-Mar-18 17:35	I		
13C2-PFDA	IS	88.5	50 - 150		B8B0122	23-Feb-18	0.113 L	01-Mar-18 17:35	I		
d3-MeFOSAA	IS	78.8	50 - 150		B8B0122	23-Feb-18	0.113 L	01-Mar-18 17:35	I		
13C2-PFUnA	IS	83.4	50 - 150		B8B0122	23-Feb-18	0.113 L	01-Mar-18 17:35	I		
d5-EtFOSAA	IS	83.8	50 - 150		B8B0122	23-Feb-18	0.113 L	01-Mar-18 17:35	I		
13C2-PFDoA	IS	83.5	50 - 150		B8B0122	23-Feb-18	0.113 L	01-Mar-18 17:35	I		
13C2-PFTeDA	IS	89.7	50 - 150		B8B0122	23-Feb-18	0.113 L	01-Mar-18 17:35	I		

DL - Detection Limit
 LOD - Limit of Detection
 LOQ - Limit of quantitation
 LCL-UCL - Lower control limit - upper control limit
 Results reported to the DL
 When reported, PFHxS, PFOA and PFOS include both linear and branched isomers
 Only the linear isomer is reported for all other analytes

rw 3/20/18

Sample ID: OF-FB23-0218

Modified EPA Method 537

Client Data		Laboratory Data	
Name: CH2M Hill	Matrix: Drinking Water	Lab Sample: 1800324-04	Column: BEH C18
Project: CTO-WE01, Fentress PFAS Res. DW Investigation	Date Collected: 15-Feb-18 15:39	Date Received: 16-Feb-18 09:02	

Analyte	Conc. (ng/L)	DL	LOD	LOQ	Qualifiers	Batch	Extracted	Samp Size	Analyzed	Dilution
PFBS	ND	1.91	5.34	8.55		B8B0122	23-Feb-18	0.117 L	01-Mar-18 17:47	I
PFHxA	ND	2.33	5.34	8.55		B8B0122	23-Feb-18	0.117 L	01-Mar-18 17:47	I
PFHpA	ND	0.632	5.34	8.55		B8B0122	23-Feb-18	0.117 L	01-Mar-18 17:47	I
PFHxS	ND	1.01	5.34	8.55		B8B0122	23-Feb-18	0.117 L	01-Mar-18 17:47	I
PFOA	ND	0.696	5.34	8.55		B8B0122	23-Feb-18	0.117 L	01-Mar-18 17:47	I
PFOS	ND	0.863	5.34	8.55		B8B0122	23-Feb-18	0.117 L	02-Mar-18 13:52	I
PFNA	ND	0.866	5.34	8.55		B8B0122	23-Feb-18	0.117 L	01-Mar-18 17:47	I
PFDA	ND	1.59	5.34	8.55		B8B0122	23-Feb-18	0.117 L	01-Mar-18 17:47	I
MeFOSAA	ND	1.76	5.34	8.55		B8B0122	23-Feb-18	0.117 L	01-Mar-18 17:47	I
PFUnA	ND	1.12	5.34	8.55		B8B0122	23-Feb-18	0.117 L	01-Mar-18 17:47	I
EFOSAA	ND	1.46	5.34	8.55		B8B0122	23-Feb-18	0.117 L	01-Mar-18 17:47	I
PFDoA	ND	0.847	5.34	8.55		B8B0122	23-Feb-18	0.117 L	01-Mar-18 17:47	I
PFTtDA	ND	0.528	5.34	8.55		B8B0122	23-Feb-18	0.117 L	01-Mar-18 17:47	I
PFTeDA	ND	0.807	5.34	8.55		B8B0122	23-Feb-18	0.117 L	01-Mar-18 17:47	I
Labeled Standards	% Recovery	Limits	Qualifiers	Batch	Extracted	Samp Size	Analyzed	Dilution		
13C3-PFBS	126	50 - 150		B8B0122	23-Feb-18	0.117 L	01-Mar-18 17:47	I		
13C2-PFHxA	89.7	50 - 150		B8B0122	23-Feb-18	0.117 L	01-Mar-18 17:47	I		
13C4-PFHpA	91.8	50 - 150		B8B0122	23-Feb-18	0.117 L	01-Mar-18 17:47	I		
18O2-PFHxS	86.8	50 - 150		B8B0122	23-Feb-18	0.117 L	01-Mar-18 17:47	I		
13C2-PFOA	80.8	50 - 150		B8B0122	23-Feb-18	0.117 L	01-Mar-18 17:47	I		
13C8-PFOS	91.3	50 - 150		B8B0122	23-Feb-18	0.117 L	02-Mar-18 13:52	I		
13C5-PFNA	86.4	50 - 150		B8B0122	23-Feb-18	0.117 L	01-Mar-18 17:47	I		
13C2-PFDA	82.9	50 - 150		B8B0122	23-Feb-18	0.117 L	01-Mar-18 17:47	I		
d3-MeFOSAA	55.3	50 - 150		B8B0122	23-Feb-18	0.117 L	01-Mar-18 17:47	I		
13C2-PFUnA	55.0	50 - 150		B8B0122	23-Feb-18	0.117 L	01-Mar-18 17:47	I		
d5-EFOSAA	66.9	50 - 150		B8B0122	23-Feb-18	0.117 L	01-Mar-18 17:47	I		
13C2-PFDoA	53.8	50 - 150		B8B0122	23-Feb-18	0.117 L	01-Mar-18 17:47	I		
13C2-PFTeDA	59.3	50 - 150		B8B0122	23-Feb-18	0.117 L	01-Mar-18 17:47	I		

DL - Detection Limit
 LOD - Limit of Detection
 LOQ - Limit of quantitation
 LCL-(UCL) - Lower control limit - upper control limit
 Results: reported to the DL.
 When reported, PFHxS, PFOA and PFOS include both linear and branched isomers.
 Only the linear isomer is reported for all other analytes.

mw 3/20/18

Sample ID: OF-RW28-0218 **Modified EPA Method 537**

Client Data				Laboratory Data			
Name:	CH2M Hill	Matrix:	Drinking Water	Lab Sample:	1800324-05	Column:	BEH C18
Project:	CTO-WE01, Fentress PFAS Res. DW Investigation	Date Collected:	15-Feb-18 17:18	Date Received:	16-Feb-18 09:02		

Analyte	Conc. (ng/L)	DL	LOD	LOQ	Qualifiers	Batch	Extracted	Samp Size	Analyzed	Dilution
PFBS	ND	1.99	5.58	8.91		B8B0122	23-Feb-18	0.112 L	01-Mar-18 17:58	1
PFHxA	ND	2.43	5.58	8.91		B8B0122	23-Feb-18	0.112 L	01-Mar-18 17:58	1
PFHpA	ND	0.658	5.58	8.91		B8B0122	23-Feb-18	0.112 L	01-Mar-18 17:58	1
PFHxS	ND	1.05	5.58	8.91		B8B0122	23-Feb-18	0.112 L	01-Mar-18 17:58	1
PFOA	ND	0.725	5.58	8.91		B8B0122	23-Feb-18	0.112 L	01-Mar-18 17:58	1
PFOS	ND	0.899	5.58	8.91		B8B0122	23-Feb-18	0.112 L	02-Mar-18 14:03	1
PFNA	ND	0.902	5.58	8.91		B8B0122	23-Feb-18	0.112 L	01-Mar-18 17:58	1
PFDA	ND	1.66	5.58	8.91		B8B0122	23-Feb-18	0.112 L	01-Mar-18 17:58	1
MeFOSAA	ND	1.84	5.58	8.91		B8B0122	23-Feb-18	0.112 L	01-Mar-18 17:58	1
PFUnA	ND	1.17	5.58	8.91		B8B0122	23-Feb-18	0.112 L	01-Mar-18 17:58	1
EtFOSAA	ND	1.53	5.58	8.91		B8B0122	23-Feb-18	0.112 L	01-Mar-18 17:58	1
PFDoA	ND	0.882	5.58	8.91		B8B0122	23-Feb-18	0.112 L	01-Mar-18 17:58	1
PFTtDA	ND	0.550	5.58	8.91		B8B0122	23-Feb-18	0.112 L	01-Mar-18 17:58	1
PFtTeDA	ND	0.841	5.58	8.91		B8B0122	23-Feb-18	0.112 L	01-Mar-18 17:58	1
Labelled Standards	Type	% Recovery	Limits	Qualifiers	Batch	Extracted	Samp Size	Analyzed	Dilution	
13C3-PFBS	IS	118	50 - 150		B8B0122	23-Feb-18	0.112 L	01-Mar-18 17:58	1	
13C2-PFHxA	IS	88.7	50 - 150		B8B0122	23-Feb-18	0.112 L	01-Mar-18 17:58	1	
13C4-PFHpA	IS	96.6	50 - 150		B8B0122	23-Feb-18	0.112 L	01-Mar-18 17:58	1	
18O2-PFHxS	IS	80.8	50 - 150		B8B0122	23-Feb-18	0.112 L	01-Mar-18 17:58	1	
13C2-PFOA	IS	95.0	50 - 150		B8B0122	23-Feb-18	0.112 L	01-Mar-18 17:58	1	
13C8-PFOS	IS	76.7	50 - 150		B8B0122	23-Feb-18	0.112 L	02-Mar-18 14:03	1	
13C5-PFNA	IS	68.5	50 - 150		B8B0122	23-Feb-18	0.112 L	01-Mar-18 17:58	1	
13C2-PFDA	IS	74.0	50 - 150		B8B0122	23-Feb-18	0.112 L	01-Mar-18 17:58	1	
d3-MeFOSAA	IS	71.9	50 - 150		B8B0122	23-Feb-18	0.112 L	01-Mar-18 17:58	1	
13C2-PFUnA	IS	72.3	50 - 150		B8B0122	23-Feb-18	0.112 L	01-Mar-18 17:58	1	
d5-EtFOSAA	IS	85.2	50 - 150		B8B0122	23-Feb-18	0.112 L	01-Mar-18 17:58	1	
13C2-PFDoA	IS	70.4	50 - 150		B8B0122	23-Feb-18	0.112 L	01-Mar-18 17:58	1	
13C2-PFtTeDA	IS	79.8	50 - 150		B8B0122	23-Feb-18	0.112 L	01-Mar-18 17:58	1	

DL - Detection Limit
 LOD - Limit of Detection
 LOQ - Limit of Quantitation
 LCL-UCL - Lower control limit - upper control limit
 Results reported to the DL
 When reported, PFHxS, PFOA and PFOS include both linear and branched isomers
 Only the linear isomer is reported for all other analytes

rw 3/20/18

Sample ID: OF-FB28-0218

Modified EPA Method 537

Client Data		Laboratory Data	
Name: CH2M Hill	Matrix: Drinking Water	Lab Sample: 1800324-06	Column: BEH C18
Project: CTO-WE01, Fentress PFAS Res. DW Investigation	Date Collected: 15-Feb-18 17:19	Date Received: 16-Feb-18 09:02	

Analyte	Conc. (ng/L)	DL	LOD	LOQ	Qualifiers	Batch	Extracted	Samp Size	Analyzed	Dilution
PFBS	ND	1.93	5.39	8.63		B8B0122	23-Feb-18	0.116 L	01-Mar-18 18:10	1
PFHxA	ND	2.35	5.39	8.63		B8B0122	23-Feb-18	0.116 L	01-Mar-18 18:10	1
PFHpA	ND	0.638	5.39	8.63		B8B0122	23-Feb-18	0.116 L	01-Mar-18 18:10	1
PFHxS	ND	1.02	5.39	8.63		B8B0122	23-Feb-18	0.116 L	01-Mar-18 18:10	1
PFOA	ND	0.703	5.39	8.63		B8B0122	23-Feb-18	0.116 L	01-Mar-18 18:10	1
PFOS	ND	0.871	5.39	8.63		B8B0122	23-Feb-18	0.116 L	02-Mar-18 14:15	1
PFNA	ND	0.874	5.39	8.63		B8B0122	23-Feb-18	0.116 L	01-Mar-18 18:10	1
PFDA	ND	1.61	5.39	8.63		B8B0122	23-Feb-18	0.116 L	01-Mar-18 18:10	1
MeFOSAA	ND	1.78	5.39	8.63		B8B0122	23-Feb-18	0.116 L	01-Mar-18 18:10	1
PFUnA	ND	1.13	5.39	8.63		B8B0122	23-Feb-18	0.116 L	01-Mar-18 18:10	1
EtFOSAA	ND	1.48	5.39	8.63		B8B0122	23-Feb-18	0.116 L	01-Mar-18 18:10	1
PFDoA	ND	0.855	5.39	8.63		B8B0122	23-Feb-18	0.116 L	01-Mar-18 18:10	1
PFTtDA	ND	0.533	5.39	8.63		B8B0122	23-Feb-18	0.116 L	01-Mar-18 18:10	1
PFTeDA	ND	0.815	5.39	8.63		B8B0122	23-Feb-18	0.116 L	01-Mar-18 18:10	1

Labeled Standards	Type	% Recovery	Limits	Qualifiers	Batch	Extracted	Samp Size	Analyzed	Dilution
13C3-PFBS	IS	124	50 - 150		B8B0122	23-Feb-18	0.116 L	01-Mar-18 18:10	1
13C2-PFHxA	IS	89.6	50 - 150		B8B0122	23-Feb-18	0.116 L	01-Mar-18 18:10	1
13C4-PFHpA	IS	102	50 - 150		B8B0122	23-Feb-18	0.116 L	01-Mar-18 18:10	1
18O2-PFHxS	IS	82.7	50 - 150		B8B0122	23-Feb-18	0.116 L	01-Mar-18 18:10	1
13C2-PFOA	IS	81.5	50 - 150		B8B0122	23-Feb-18	0.116 L	01-Mar-18 18:10	1
13C8-PFOS	IS	70.0	50 - 150		B8B0122	23-Feb-18	0.116 L	02-Mar-18 14:15	1
13C5-PFNA	IS	71.6	50 - 150		B8B0122	23-Feb-18	0.116 L	01-Mar-18 18:10	1
13C2-PFDA	IS	78.7	50 - 150		B8B0122	23-Feb-18	0.116 L	01-Mar-18 18:10	1
d3-MeFOSAA	IS	78.5	50 - 150		B8B0122	23-Feb-18	0.116 L	01-Mar-18 18:10	1
13C2-PFUnA	IS	83.1	50 - 150		B8B0122	23-Feb-18	0.116 L	01-Mar-18 18:10	1
d5-EtFOSAA	IS	62.1	50 - 150		B8B0122	23-Feb-18	0.116 L	01-Mar-18 18:10	1
13C2-PFDoA	IS	68.8	50 - 150		B8B0122	23-Feb-18	0.116 L	01-Mar-18 18:10	1
13C2-PFTeDA	IS	81.9	50 - 150		B8B0122	23-Feb-18	0.116 L	01-Mar-18 18:10	1

DL - Detection Limit
 LOD - Limit of Detection
 LOQ - Limit of quantitation
 LCL-UCI - Lower control limit - upper control limit
 Results reported to the DL.
 When reported, PFHxS, PFOA and PFOS include both linear and branched isomers.
 Only the linear isomer is reported for all other analytes.

new 3/2018

Sample ID: OF-RW60-0218

Modified EPA Method 537

Client Data		Laboratory Data	
Name: CH2M Hill	Matrix: Drinking Water	Lab Sample: 1800324-07	Column: BEHC18
Project: CTO-WE01, Fentress PFAS Res. DW Investigation	Date Collected: 14-Feb-18 14:15	Date Received: 16-Feb-18 09:02	

Analyte	Conc. (ng/L)	DL	LOD	LOQ	Qualifiers	Batch	Extracted	Samp Size	Analyzed	Dilution
PFBS	ND	1.99	5.58	8.91		B8B0122	23-Feb-18	0.112 L	01-Mar-18 18:21	1
PFHxA	ND	2.43	5.58	8.91		B8B0122	23-Feb-18	0.112 L	01-Mar-18 18:21	1
PFHpA	ND	0.658	5.58	8.91		B8B0122	23-Feb-18	0.112 L	01-Mar-18 18:21	1
PFHxS	2.56	1.05	5.58	8.91	J	B8B0122	23-Feb-18	0.112 L	01-Mar-18 18:21	1
PFOA	ND	0.725	5.58	8.91		B8B0122	23-Feb-18	0.112 L	01-Mar-18 18:21	1
PFOS	1.32	0.899	5.58	8.91	J	B8B0122	23-Feb-18	0.112 L	02-Mar-18 14:26	1
PFNA	ND	0.902	5.58	8.91		B8B0122	23-Feb-18	0.112 L	01-Mar-18 18:21	1
PFDA	ND	1.66	5.58	8.91		B8B0122	23-Feb-18	0.112 L	01-Mar-18 18:21	1
MeFOSAA	ND	1.84	5.58	8.91		B8B0122	23-Feb-18	0.112 L	01-Mar-18 18:21	1
PfUnA	ND	1.17	5.58	8.91		B8B0122	23-Feb-18	0.112 L	01-Mar-18 18:21	1
EiFOSAA	ND	1.53	5.58	8.91		B8B0122	23-Feb-18	0.112 L	01-Mar-18 18:21	1
PFDaA	ND	0.882	5.58	8.91		B8B0122	23-Feb-18	0.112 L	01-Mar-18 18:21	1
PFTrDA	ND	0.550	5.58	8.91		B8B0122	23-Feb-18	0.112 L	01-Mar-18 18:21	1
PFTeDA	ND	0.841	5.58	8.91		B8B0122	23-Feb-18	0.112 L	01-Mar-18 18:21	1
Labeled Standards	% Recovery	DL	Limits	LOQ	Qualifiers	Batch	Extracted	Samp Size	Analyzed	Dilution
13C3-PFBs	243		50 - 150		A	B8B0122	23-Feb-18	0.112 L	01-Mar-18 18:21	1
13C2-PFHxA	90.6		50 - 150			B8B0122	23-Feb-18	0.112 L	01-Mar-18 18:21	1
13C4-PFHpA	104		50 - 150			B8B0122	23-Feb-18	0.112 L	01-Mar-18 18:21	1
18O2-PFHxS	96.4		50 - 150			B8B0122	23-Feb-18	0.112 L	01-Mar-18 18:21	1
13C2-PFOA	77.5		50 - 150			B8B0122	23-Feb-18	0.112 L	01-Mar-18 18:21	1
13C8-PFOS	93.9		50 - 150			B8B0122	23-Feb-18	0.112 L	02-Mar-18 14:26	1
13C5-PFNA	69.0		50 - 150			B8B0122	23-Feb-18	0.112 L	01-Mar-18 18:21	1
13C2-PFDA	80.9		50 - 150			B8B0122	23-Feb-18	0.112 L	01-Mar-18 18:21	1
d3-MeFOSAA	90.4		50 - 150			B8B0122	23-Feb-18	0.112 L	01-Mar-18 18:21	1
13C2-PFUnA	68.0		50 - 150			B8B0122	23-Feb-18	0.112 L	01-Mar-18 18:21	1
d5-EiFOSAA	99.5		50 - 150			B8B0122	23-Feb-18	0.112 L	01-Mar-18 18:21	1
13C2-PFDaA	67.1		50 - 150			B8B0122	23-Feb-18	0.112 L	01-Mar-18 18:21	1
13C2-PFTeDA	76.2		50 - 150			B8B0122	23-Feb-18	0.112 L	01-Mar-18 18:21	1

DL - Detection Limit
 LOD - Limit of Detection
 LOQ - Limit of quantitation
 LCL-UCL - Lower control limit - upper control limit
 Results reported to the DL
 When reported, PFHxS, PFOA and PFOS include both linear and branched isomers
 Only the linear isomer is reported for all other analytes

rw 3/20/18

Sample ID: OF-RW60P-0218

Modified EPA Method 537

Client Data		Laboratory Data	
Name: CH2M Hill	Matrix: Drinking Water	Lab Sample: 1800324-08	Column: BEH C18
Project: CTO-WE01, Fentress PFAS Res. DW Investigation	Date Collected: 14-Feb-18 14:16	Date Received: 16-Feb-18 09:02	

Analyte	Conc. (ng/L)	DL	LOD	LOQ	Qualifiers	Batch	Extracted	Samp Size	Analyzed	Dilution
PFBS	ND	1.94	5.43	8.66		B8B0122	23-Feb-18	0.115 L	01-Mar-18 18:33	I
PFHxA	ND	2.36	5.43	8.66		B8B0122	23-Feb-18	0.115 L	01-Mar-18 18:33	I
PFHpA	ND	0.640	5.43	8.66		B8B0122	23-Feb-18	0.115 L	01-Mar-18 18:33	I
PFHxS	2.38	1.03	5.43	8.66	J	B8B0122	23-Feb-18	0.115 L	01-Mar-18 18:33	I
PFOA	ND	0.705	5.43	8.66		B8B0122	23-Feb-18	0.115 L	01-Mar-18 18:33	I
PFOS	ND	0.874	5.43	8.66		B8B0122	23-Feb-18	0.115 L	02-Mar-18 14:38	I
PFNA	ND	0.877	5.43	8.66		B8B0122	23-Feb-18	0.115 L	01-Mar-18 18:33	I
PFDA	ND	1.61	5.43	8.66		B8B0122	23-Feb-18	0.115 L	01-Mar-18 18:33	I
MeFOSAA	ND	1.79	5.43	8.66		B8B0122	23-Feb-18	0.115 L	01-Mar-18 18:33	I
PFUnA	ND	1.14	5.43	8.66		B8B0122	23-Feb-18	0.115 L	01-Mar-18 18:33	I
EtFOSAA	ND	1.48	5.43	8.66		B8B0122	23-Feb-18	0.115 L	01-Mar-18 18:33	I
PFDoA	ND	0.858	5.43	8.66		B8B0122	23-Feb-18	0.115 L	01-Mar-18 18:33	I
PFTtDA	ND	0.535	5.43	8.66		B8B0122	23-Feb-18	0.115 L	01-Mar-18 18:33	I
PFTeDA	ND	0.818	5.43	8.66		B8B0122	23-Feb-18	0.115 L	01-Mar-18 18:33	I

Labelled Standards	Type	% Recovery	Limits	Qualifiers	Batch	Extracted	Samp Size	Analyzed	Dilution
I3C3-PFBS	IS	124	50 - 150		B8B0122	23-Feb-18	0.115 L	01-Mar-18 18:33	I
I3C2-PFHxA	IS	96.0	50 - 150		B8B0122	23-Feb-18	0.115 L	01-Mar-18 18:33	I
I3C4-PFHpA	IS	102	50 - 150		B8B0122	23-Feb-18	0.115 L	01-Mar-18 18:33	I
I8O2-PFHxS	IS	87.3	50 - 150		B8B0122	23-Feb-18	0.115 L	01-Mar-18 18:33	I
I3C2-PFOA	IS	85.5	50 - 150		B8B0122	23-Feb-18	0.115 L	01-Mar-18 18:33	I
I3C8-PFOS	IS	73.8	50 - 150		B8B0122	23-Feb-18	0.115 L	02-Mar-18 14:38	I
I3C5-PFNA	IS	80.3	50 - 150		B8B0122	23-Feb-18	0.115 L	01-Mar-18 18:33	I
I3C2-PFDA	IS	73.0	50 - 150		B8B0122	23-Feb-18	0.115 L	01-Mar-18 18:33	I
d3-MeFOSAA	IS	88.2	50 - 150		B8B0122	23-Feb-18	0.115 L	01-Mar-18 18:33	I
I3C2-PFUnA	IS	74.2	50 - 150		B8B0122	23-Feb-18	0.115 L	01-Mar-18 18:33	I
d5-EtFOSAA	IS	97.4	50 - 150		B8B0122	23-Feb-18	0.115 L	01-Mar-18 18:33	I
I3C2-PFDoA	IS	84.4	50 - 150		B8B0122	23-Feb-18	0.115 L	01-Mar-18 18:33	I
I3C2-PFTeDA	IS	109	50 - 150		B8B0122	23-Feb-18	0.115 L	01-Mar-18 18:33	I

DL - Detection Limit
 LOD - Limit of Detection
 LOQ - Limit of quantitation
 LCL-UCL - Lower control limit - upper control limit
 Results reported to the DL
 When reported, PFHxS, PFOA and PFOS include both linear and branched isomers
 Only the linear isomer is reported for all other analytes.

mw 3/20/18

Sample ID: OF-FB60-0218

Modified EPA Method 537

Client Data		Laboratory Data	
Name: CH2M Hill	Matrix: Drinking Water	Lab Sample: 1800324-09	Column: BEH C18
Project: CTO-WE01, Fentress PFAS Res. DW Investigation	Date Collected: 14-Feb-18 14:17	Date Received: 16-Feb-18 09:02	

Analyte	Conc. (ng/L)	DL	LOD	LOQ	Qualifiers	Batch	Extracted	Samp Size	Analyzed	Dilution
PFBS	ND	1.89	5.30	8.46		B8B0122	23-Feb-18	0.118 L	01-Mar-18 18:44	1
PFHxA	ND	2.31	5.30	8.46		B8B0122	23-Feb-18	0.118 L	01-Mar-18 18:44	1
PFHpA	ND	0.625	5.30	8.46		B8B0122	23-Feb-18	0.118 L	01-Mar-18 18:44	1
PFHxS	ND	1.00	5.30	8.46		B8B0122	23-Feb-18	0.118 L	01-Mar-18 18:44	1
PFOA	ND	0.689	5.30	8.46		B8B0122	23-Feb-18	0.118 L	01-Mar-18 18:44	1
PFOS	ND	0.854	5.30	8.46		B8B0122	23-Feb-18	0.118 L	02-Mar-18 14:49	1
PFNA	ND	0.857	5.30	8.46		B8B0122	23-Feb-18	0.118 L	01-Mar-18 18:44	1
PFDA	ND	1.58	5.30	8.46		B8B0122	23-Feb-18	0.118 L	01-Mar-18 18:44	1
MeFOSAA	ND	1.75	5.30	8.46		B8B0122	23-Feb-18	0.118 L	01-Mar-18 18:44	1
PFUnA	ND	1.11	5.30	8.46		B8B0122	23-Feb-18	0.118 L	01-Mar-18 18:44	1
EiFOSAA	ND	1.45	5.30	8.46		B8B0122	23-Feb-18	0.118 L	01-Mar-18 18:44	1
PFDoA	ND	0.838	5.30	8.46		B8B0122	23-Feb-18	0.118 L	01-Mar-18 18:44	1
PFTtDA	ND	0.523	5.30	8.46		B8B0122	23-Feb-18	0.118 L	01-Mar-18 18:44	1
PFTeDA	ND	0.799	5.30	8.46		B8B0122	23-Feb-18	0.118 L	01-Mar-18 18:44	1
Labeled Standards	Type	% Recovery	Limits	Qualifiers	Batch	Extracted	Samp Size	Analyzed	Dilution	
13C3-PFBs	IS	102	50 - 150		B8B0122	23-Feb-18	0.118 L	01-Mar-18 18:44	1	
13C2-PFHxA	IS	81.9	50 - 150		B8B0122	23-Feb-18	0.118 L	01-Mar-18 18:44	1	
13C4-PFHpA	IS	86.0	50 - 150		B8B0122	23-Feb-18	0.118 L	01-Mar-18 18:44	1	
18O2-PFHxS	IS	89.6	50 - 150		B8B0122	23-Feb-18	0.118 L	01-Mar-18 18:44	1	
13C2-PFOA	IS	90.5	50 - 150		B8B0122	23-Feb-18	0.118 L	01-Mar-18 18:44	1	
13C8-PFOS	IS	86.6	50 - 150		B8B0122	23-Feb-18	0.118 L	02-Mar-18 14:49	1	
13C5-PFNA	IS	79.8	50 - 150		B8B0122	23-Feb-18	0.118 L	01-Mar-18 18:44	1	
13C2-PFDA	IS	76.4	50 - 150		B8B0122	23-Feb-18	0.118 L	01-Mar-18 18:44	1	
d3-MeFOSAA	IS	55.1	50 - 150		B8B0122	23-Feb-18	0.118 L	01-Mar-18 18:44	1	
13C2-PFUnA	IS	76.2	50 - 150		B8B0122	23-Feb-18	0.118 L	01-Mar-18 18:44	1	
d5-EiFOSAA	IS	58.3	50 - 150		B8B0122	23-Feb-18	0.118 L	01-Mar-18 18:44	1	
13C2-PFDoA	IS	70.9	50 - 150		B8B0122	23-Feb-18	0.118 L	01-Mar-18 18:44	1	
13C2-PFTeDA	IS	88.2	50 - 150		B8B0122	23-Feb-18	0.118 L	01-Mar-18 18:44	1	

DL - Detection Limit
 LOD - Limit of Detection
 LOQ - Limit of quantitation
 LCL-UCL - Lower control limit - upper control limit
 Results reported to the DL
 When reported, PFHxS, PFOA and PFOS include both linear and branched isomers
 Only the linear isomer is reported for all other analytes

MW 3/20/18

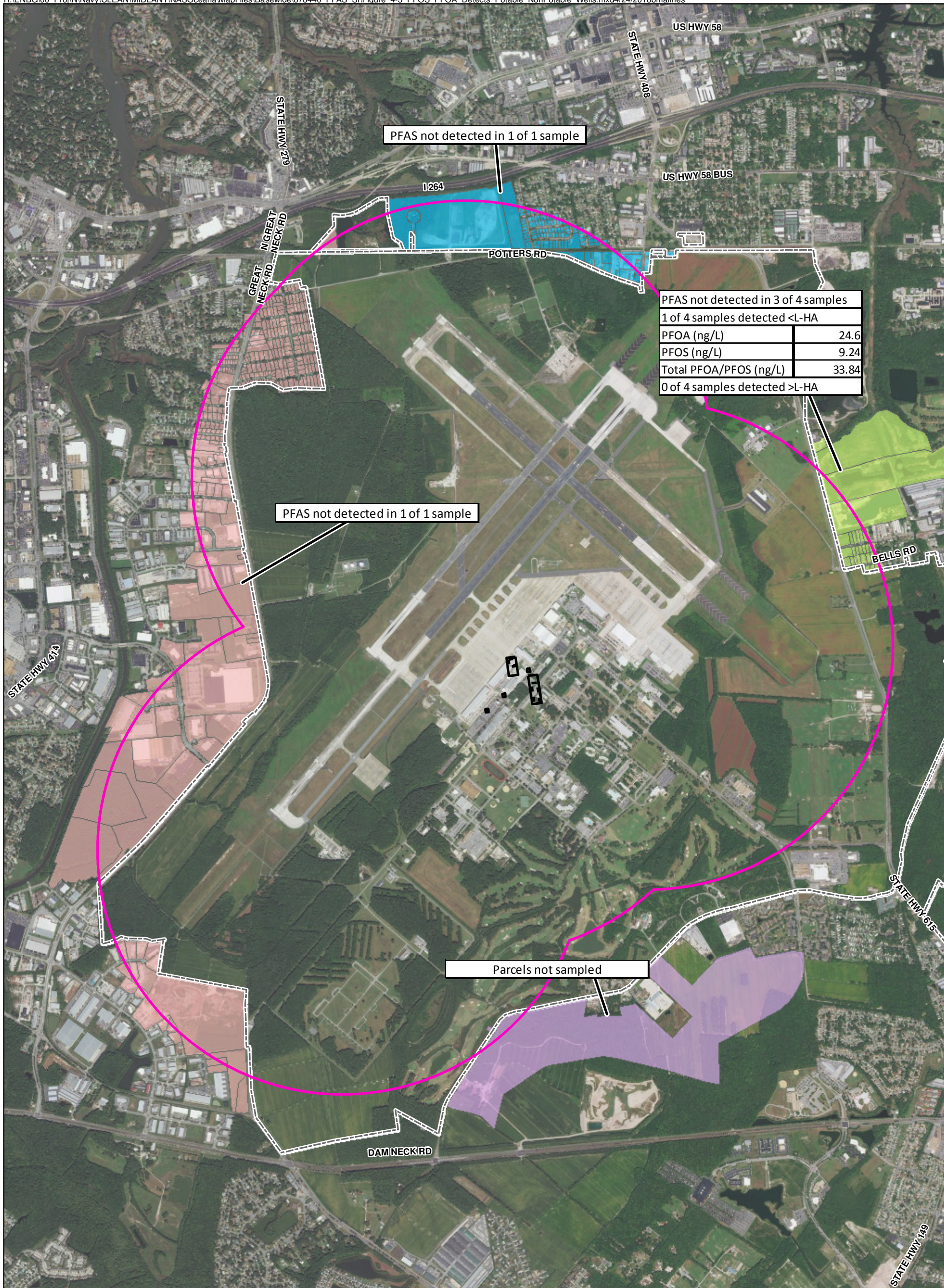
Sample ID: OF-RW42C-0218

Modified EPA Method 537

Client Data		Matrix:		Drinking Water		Laboratory Data				
Name:	CH2M Hill	Date Collected:	1-4-Feb-18 09:33	Lab Sample:	1800324-10	Column:	BEH C18			
Project:	CTO-WE01, Fentress PFAS Res. DW Investigation	Date Collected:	1-4-Feb-18 09:33	Date Received:	16-Feb-18 09:02					
Analyte	Conc. (ng/L)	DL	LOD	LOQ	Qualifiers	Batch	Extracted	Samp Size	Analyzed	Dilution
PFBS	18.0	1.97	5.48	8.80		B8B0122	23-Feb-18	0.114 L	02-Mar-18 15:00	1
PFHxA	26.0	2.40	5.48	8.80		B8B0122	23-Feb-18	0.114 L	02-Mar-18 15:00	1
PFHpA	5.11	0.650	5.48	8.80	J	B8B0122	23-Feb-18	0.114 L	02-Mar-18 15:00	1
PFHxS	217	1.04	5.48	8.80		B8B0122	23-Feb-18	0.114 L	01-Mar-18 18:56	1
PFOA	82.1	0.716	5.48	8.80		B8B0122	23-Feb-18	0.114 L	02-Mar-18 15:00	1
PFOS	26.6	0.888	5.48	8.80		B8B0122	23-Feb-18	0.114 L	02-Mar-18 15:00	1
PFNA	ND	0.891	5.48	8.80		B8B0122	23-Feb-18	0.114 L	02-Mar-18 15:00	1
PFDA	ND	1.64	5.48	8.80		B8B0122	23-Feb-18	0.114 L	02-Mar-18 15:00	1
MeFOSAA	ND	1.82	5.48	8.80		B8B0122	23-Feb-18	0.114 L	02-Mar-18 15:00	1
PFUnA	ND	1.16	5.48	8.80		B8B0122	23-Feb-18	0.114 L	02-Mar-18 15:00	1
EtFOSAA	ND	1.51	5.48	8.80		B8B0122	23-Feb-18	0.114 L	02-Mar-18 15:00	1
PFDoA	ND	0.872	5.48	8.80		B8B0122	23-Feb-18	0.114 L	02-Mar-18 15:00	1
PFTrDA	ND	0.544	5.48	8.80		B8B0122	23-Feb-18	0.114 L	02-Mar-18 15:00	1
PFTeDA	ND	0.831	5.48	8.80		B8B0122	23-Feb-18	0.114 L	02-Mar-18 15:00	1
Labeled Standards	% Recovery	DL	Limits	LOQ	Qualifiers	Batch	Extracted	Samp Size	Analyzed	Dilution
13C3-PFBs	124		50 - 150			B8B0122	23-Feb-18	0.114 L	02-Mar-18 15:00	1
13C2-PFHxA	90.2		50 - 150			B8B0122	23-Feb-18	0.114 L	02-Mar-18 15:00	1
13C4-PFHpA	97.5		50 - 150			B8B0122	23-Feb-18	0.114 L	02-Mar-18 15:00	1
18O2-PFHxS	91.3		50 - 150			B8B0122	23-Feb-18	0.114 L	01-Mar-18 18:56	1
13C2-PFOA	81.5		50 - 150			B8B0122	23-Feb-18	0.114 L	02-Mar-18 15:00	1
13C8-PFOS	78.6		50 - 150			B8B0122	23-Feb-18	0.114 L	02-Mar-18 15:00	1
13C5-PFNA	80.9		50 - 150			B8B0122	23-Feb-18	0.114 L	02-Mar-18 15:00	1
13C2-PFDA	84.0		50 - 150			B8B0122	23-Feb-18	0.114 L	02-Mar-18 15:00	1
d3-MeFOSAA	64.7		50 - 150			B8B0122	23-Feb-18	0.114 L	02-Mar-18 15:00	1
13C2-PFUnA	81.2		50 - 150			B8B0122	23-Feb-18	0.114 L	02-Mar-18 15:00	1
d5-EtFOSAA	72.7		50 - 150			B8B0122	23-Feb-18	0.114 L	02-Mar-18 15:00	1
13C2-PFDoA	78.8		50 - 150			B8B0122	23-Feb-18	0.114 L	02-Mar-18 15:00	1
13C2-PFTeDA	100		50 - 150			B8B0122	23-Feb-18	0.114 L	02-Mar-18 15:00	1

DL - Detection Limit
 LOD - Limit of Detection
 LOQ - Limit of quantitation
 LCL- UCL - Lower control limit - upper control limit
 Results reported to the DL.
 When reported, PFHxS, PFOA and PFOS include both linear and branched isomers
 Only the linear isomer is reported for all other analytes

new 3/20/18



- Legend**
- Non-Core Target Treatment Area (2004)
 - - Core Target Treatment Area (2004) (Core)
 - Sampling Area
 - Installation Boundary
 - Off-Base Parcels**
 - East
 - North
 - South
 - West

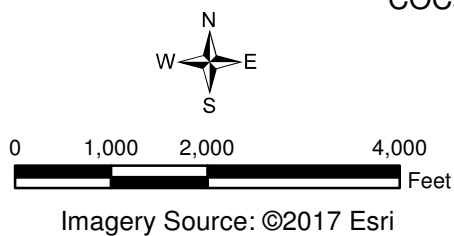


Figure 4-3
COCs Detections in Potable Wells Sampled from Parcels Located Off-Base
Basewide Per- and Polyfluoroalkyl Substances Site Inspection Report
NAS Oceana, Virginia Beach, Virginia