



**Off-Base Drinking Water Sample Results,  
Level 2 Laboratory Report, Level 4 Laboratory Report,  
Electronic Data Deliverable, Data Validation Report,  
and the Sample Location Figure, SDG 1800327**

*Naval Air Station Oceana  
Virginia Beach, Virginia*

July 2019

March 12, 2018

**Vista Work Order No. 1800327**

Ms. Tiffany Hill  
CH2M Hill  
1100 NE Circle Blvd. Suite 300  
Corvallis, OR 97330

Dear Ms. Hill,

Enclosed are the results for the sample set received at Vista Analytical Laboratory on February 16, 2018. This sample set was analyzed on a rush turn-around time, under your Project Name 'CTO-WE01, Fentress PFAS Res. DW Investigation'.

Vista Analytical Laboratory is committed to serving you effectively. If you require additional information, please contact me at 916-673-1520 or by email at [mmaier@vista-analytical.com](mailto:mmaier@vista-analytical.com).

Thank you for choosing Vista as part of your analytical support team.

Sincerely,

Martha Maier  
Laboratory Director



*Vista Analytical Laboratory certifies that the report herein meets all the requirements set forth by NELAP for those applicable test methods. Results relate only to the samples as received by the laboratory. This report should not be reproduced except in full without the written approval of Vista.*

**Vista Work Order No. 1800327**

**Case Narrative**

**Sample Condition on Receipt:**

Thirteen drinking water samples were received in good condition and within the method temperature requirements. The samples were received and stored securely in accordance with Vista standard operating procedures and EPA methodology.

**Analytical Notes:**

**Modified EPA Method 537**

Samples "OF-RW42A-0218", "OF-RW42B-0218" and "OF-RW59-0218" contained particulate and were centrifuged prior to extraction.

The samples were extracted and analyzed for a selected list of PFAS using Modified EPA Method 537.

**Holding Times**

The samples were extracted and analyzed within the method hold times.

**Quality Control**

The Initial Calibration and Continuing Calibration Verifications met the method acceptance criteria.

A Method Blank and Laboratory Control Sample (LCS)/Laboratory Control Sample Duplicate (LCSD) were extracted and analyzed with the preparation batch. No analytes were detected in the Method Blank above 1/2 of the LOQ concentrations. The LCS/LCSD recoveries were within the acceptance criteria.

The labeled standard recoveries for all QC and field samples were within the acceptance criteria.

## TABLE OF CONTENTS

Case Narrative.....	1
Table of Contents.....	3
Sample Inventory.....	4
Analytical Results.....	5
Qualifiers.....	21
Certifications.....	22
Sample Receipt.....	23

# Sample Inventory Report

Vista Sample ID	Client Sample ID	Sampled	Received	Components/Containers
1800327-01	OF-RW42A-0218	14-Feb-18 10:00	16-Feb-18 09:02	HDPE Bottle, 125 mL HDPE Bottle, 125 mL
1800327-02	OF-FB42C-0218	14-Feb-18 09:19	16-Feb-18 09:02	HDPE Bottle, 125 mL HDPE Bottle, 125 mL
1800327-03	OF-FB42A-0218	14-Feb-18 10:02	16-Feb-18 09:02	HDPE Bottle, 125 mL HDPE Bottle, 125 mL
1800327-04	OF-RW42B-0218	14-Feb-18 10:44	16-Feb-18 09:02	HDPE Bottle, 125 mL HDPE Bottle, 125 mL
1800327-05	OF-FB42B-0218	14-Feb-18 10:52	16-Feb-18 09:02	HDPE Bottle, 125 mL HDPE Bottle, 125 mL
1800327-06	OF-RW44-0218	14-Feb-18 11:29	16-Feb-18 09:02	HDPE Bottle, 125 mL HDPE Bottle, 125 mL
1800327-07	OF-FB44-0218	14-Feb-18 11:36	16-Feb-18 09:02	HDPE Bottle, 125 mL HDPE Bottle, 125 mL
1800327-08	OF-RW59-0218	14-Feb-18 13:34	16-Feb-18 09:02	HDPE Bottle, 125 mL HDPE Bottle, 125 mL
1800327-09	OF-FB59-0218	14-Feb-18 13:38	16-Feb-18 09:02	HDPE Bottle, 125 mL HDPE Bottle, 125 mL
1800327-10	OF-RW03-0218	15-Feb-18 17:46	16-Feb-18 09:02	HDPE Bottle, 125 mL HDPE Bottle, 125 mL
1800327-11	OF-FB03-0218	15-Feb-18 17:47	16-Feb-18 09:02	HDPE Bottle, 125 mL HDPE Bottle, 125 mL
1800327-12	OF-RW37-0218	13-Feb-18 18:29	16-Feb-18 09:02	HDPE Bottle, 125 mL HDPE Bottle, 125 mL
1800327-13	OF-FB37-0218	13-Feb-18 18:30	16-Feb-18 09:02	HDPE Bottle, 125 mL HDPE Bottle, 125 mL

## **ANALYTICAL RESULTS**

**Sample ID: Method Blank**
**Modified EPA Method 537**

Client Data				Laboratory Data			
Name:	CH2M Hill	Matrix:	Aqueous	Lab Sample:	B8B0121-BLK1	Column:	BEH C18
Project:	CTO-WE01, Fentress PFAS Res. DW Investigation						

Analyte	Conc. (ng/L)	DL	LOD	LOQ	Qualifiers	Batch	Extracted	Samp Size	Analyzed	Dilution
PFBS	ND	1.79	5.00	8.00		B8B0121	21-Feb-18	0.125 L	01-Mar-18 05:09	1
PFHxA	ND	2.18	5.00	8.00		B8B0121	21-Feb-18	0.125 L	01-Mar-18 05:09	1
PFHpA	ND	0.591	5.00	8.00		B8B0121	21-Feb-18	0.125 L	01-Mar-18 05:09	1
PFHxS	ND	0.947	5.00	8.00		B8B0121	21-Feb-18	0.125 L	01-Mar-18 05:09	1
PFOA	ND	0.651	5.00	8.00		B8B0121	21-Feb-18	0.125 L	01-Mar-18 05:09	1
PFOS	ND	0.807	5.00	8.00		B8B0121	21-Feb-18	0.125 L	01-Mar-18 05:09	1
PFNA	ND	0.810	5.00	8.00		B8B0121	21-Feb-18	0.125 L	01-Mar-18 05:09	1
PFDA	ND	1.49	5.00	8.00		B8B0121	21-Feb-18	0.125 L	01-Mar-18 05:09	1
MeFOSAA	ND	1.65	5.00	8.00		B8B0121	21-Feb-18	0.125 L	01-Mar-18 05:09	1
PFUnA	ND	1.05	5.00	8.00		B8B0121	21-Feb-18	0.125 L	01-Mar-18 05:09	1
EtFOSAA	ND	1.37	5.00	8.00		B8B0121	21-Feb-18	0.125 L	01-Mar-18 05:09	1
PFDoA	ND	0.792	5.00	8.00		B8B0121	21-Feb-18	0.125 L	01-Mar-18 05:09	1
PFTrDA	ND	0.494	5.00	8.00		B8B0121	21-Feb-18	0.125 L	01-Mar-18 05:09	1
PFTeDA	ND	0.755	5.00	8.00		B8B0121	21-Feb-18	0.125 L	01-Mar-18 05:09	1

Labeled Standards	Type	% Recovery	Limits	Qualifiers	Batch	Extracted	Samp Size	Analyzed	Dilution
13C3-PFBS	IS	98.2	50 - 150		B8B0121	21-Feb-18	0.125 L	01-Mar-18 05:09	1
13C2-PFHxA	IS	92.0	50 - 150		B8B0121	21-Feb-18	0.125 L	01-Mar-18 05:09	1
13C4-PFHpA	IS	92.0	50 - 150		B8B0121	21-Feb-18	0.125 L	01-Mar-18 05:09	1
18O2-PFHxS	IS	98.6	50 - 150		B8B0121	21-Feb-18	0.125 L	01-Mar-18 05:09	1
13C2-PFOA	IS	113	50 - 150		B8B0121	21-Feb-18	0.125 L	01-Mar-18 05:09	1
13C8-PFOS	IS	93.5	50 - 150		B8B0121	21-Feb-18	0.125 L	01-Mar-18 05:09	1
13C5-PFNA	IS	90.0	50 - 150		B8B0121	21-Feb-18	0.125 L	01-Mar-18 05:09	1
13C2-PFDA	IS	75.7	50 - 150		B8B0121	21-Feb-18	0.125 L	01-Mar-18 05:09	1
d3-MeFOSAA	IS	50.9	50 - 150		B8B0121	21-Feb-18	0.125 L	01-Mar-18 05:09	1
13C2-PFUnA	IS	65.1	50 - 150		B8B0121	21-Feb-18	0.125 L	01-Mar-18 05:09	1
d5-EtFOSAA	IS	51.2	50 - 150		B8B0121	21-Feb-18	0.125 L	01-Mar-18 05:09	1
13C2-PFDoA	IS	50.6	50 - 150		B8B0121	21-Feb-18	0.125 L	01-Mar-18 05:09	1
13C2-PFTeDA	IS	65.6	50 - 150		B8B0121	21-Feb-18	0.125 L	01-Mar-18 05:09	1

DL - Detection Limit

 LOD - Limit of Detection  
 LOQ - Limit of quantitation

 LCL-UCL- Lower control limit - upper control limit  
 Results reported to the DL.

 When reported, PFHxS, PFOA and PFOS include both linear and branched isomers.  
 Only the linear isomer is reported for all other analytes.

LCS/LCSD Results

Modified EPA Method 537

Matrix: Aqueous  
Sample Size: 0.125 L

QC Batch: B8B0121  
Date Extracted: 21-Feb-2018 13:35

Lab Sample: B8B0121-BS1/B8B0121-BSD1  
Date Analyzed: 01-Mar-18 05:32 Column: BEH C18  
01-Mar-18 05:21 Column: BEH C18

Analyte	LCS-%R	LCSD-%R	RPD	Labeled Standard	LCS-%R	LCSD-%R
PFBS	103	104	1.47	IS 13C3-PFBS	132	115
PFHxA	102	99.6	1.92	IS 13C2-PFHxA	101	104
PFHpA	114	113	0.415	IS 13C4-PFHpA	109	103
PFHxS	96.5	94.7	1.86	IS 18O2-PFHxS	87.1	106
PFOA	100	112	10.6	IS 13C2-PFOA	107	101
PFOS	106	125	16.9	IS 13C8-PFOS	90.6	81.2
PFNA	118	103	13.6	IS 13C5-PFNA	93.6	80.7
PFDA	96.0	87.0	9.90	IS 13C2-PFDA	76.3	70.7
MeFOSAA	121	100	19.1	IS d3-MeFOSAA	82.5	54.1
PFUnA	123	83.0	38.5	IS 13C2-PFUnA	67.0	68.5
EtFOSAA	118	113	4.96	IS d5-EtFOSAA	78.2	60.9
PFDoA	125	89.4	33.0	IS 13C2-PFDoA	79.0	60.2
PFTTrDA	111	111	0.337	IS 13C2-PFTeDA	82.8	72.6
PFTeDA	110	100	9.46			

LCL-UCL - Lower control limit - upper control limit



**Sample ID: OF-RW42A-0218**

**Modified EPA Method 537**

Client Data					Laboratory Data					
Name:	CH2M Hill	Matrix:	Drinking Water		Lab Sample:	1800327-01	Column:	BEH C18		
Project:	CTO-WE01, Fentress PFAS Res. DW Investigation		Date Collected:	14-Feb-18 10:00	Date Received:	16-Feb-18 09:02				

Analyte	Conc. (ng/L)	DL	LOD	LOQ	Qualifiers	Batch	Extracted	Samp Size	Analyzed	Dilution
PFBS	ND	2.05	5.73	9.17		B8B0121	21-Feb-18	0.109 L	01-Mar-18 05:44	1
PFHxA	ND	2.50	5.73	9.17		B8B0121	21-Feb-18	0.109 L	01-Mar-18 05:44	1
PFHpA	ND	0.678	5.73	9.17		B8B0121	21-Feb-18	0.109 L	01-Mar-18 05:44	1
PFHxS	7.48	1.09	5.73	9.17	J	B8B0121	21-Feb-18	0.109 L	01-Mar-18 05:44	1
PFOA	0.977	0.746	5.73	9.17	J	B8B0121	21-Feb-18	0.109 L	01-Mar-18 05:44	1
PFOS	ND	0.925	5.73	9.17		B8B0121	21-Feb-18	0.109 L	01-Mar-18 05:44	1
PFNA	ND	0.929	5.73	9.17		B8B0121	21-Feb-18	0.109 L	01-Mar-18 05:44	1
PFDA	ND	1.71	5.73	9.17		B8B0121	21-Feb-18	0.109 L	01-Mar-18 05:44	1
MeFOSAA	ND	1.89	5.73	9.17		B8B0121	21-Feb-18	0.109 L	01-Mar-18 05:44	1
PFUnA	ND	1.20	5.73	9.17		B8B0121	21-Feb-18	0.109 L	01-Mar-18 05:44	1
EtFOSAA	ND	1.57	5.73	9.17		B8B0121	21-Feb-18	0.109 L	01-Mar-18 05:44	1
PFDoA	ND	0.908	5.73	9.17		B8B0121	21-Feb-18	0.109 L	01-Mar-18 05:44	1
PFTrDA	ND	0.566	5.73	9.17		B8B0121	21-Feb-18	0.109 L	01-Mar-18 05:44	1
PFTeDA	ND	0.866	5.73	9.17		B8B0121	21-Feb-18	0.109 L	01-Mar-18 05:44	1

Labeled Standards	Type	% Recovery	Limits	Qualifiers	Batch	Extracted	Samp Size	Analyzed	Dilution
13C3-PFBS	IS	87.2	50 - 150		B8B0121	21-Feb-18	0.109 L	01-Mar-18 05:44	1
13C2-PFHxA	IS	91.8	50 - 150		B8B0121	21-Feb-18	0.109 L	01-Mar-18 05:44	1
13C4-PFHpA	IS	91.2	50 - 150		B8B0121	21-Feb-18	0.109 L	01-Mar-18 05:44	1
18O2-PFHxS	IS	93.3	50 - 150		B8B0121	21-Feb-18	0.109 L	01-Mar-18 05:44	1
13C2-PFOA	IS	86.2	50 - 150		B8B0121	21-Feb-18	0.109 L	01-Mar-18 05:44	1
13C8-PFOS	IS	89.7	50 - 150		B8B0121	21-Feb-18	0.109 L	01-Mar-18 05:44	1
13C5-PFNA	IS	89.3	50 - 150		B8B0121	21-Feb-18	0.109 L	01-Mar-18 05:44	1
13C2-PFDA	IS	87.0	50 - 150		B8B0121	21-Feb-18	0.109 L	01-Mar-18 05:44	1
d3-MeFOSAA	IS	72.1	50 - 150		B8B0121	21-Feb-18	0.109 L	01-Mar-18 05:44	1
13C2-PFUnA	IS	93.2	50 - 150		B8B0121	21-Feb-18	0.109 L	01-Mar-18 05:44	1
d5-EtFOSAA	IS	77.6	50 - 150		B8B0121	21-Feb-18	0.109 L	01-Mar-18 05:44	1
13C2-PFDoA	IS	98.7	50 - 150		B8B0121	21-Feb-18	0.109 L	01-Mar-18 05:44	1
13C2-PFTeDA	IS	85.9	50 - 150		B8B0121	21-Feb-18	0.109 L	01-Mar-18 05:44	1

DL - Detection Limit

LOD - Limit of Detection  
LOQ - Limit of quantitation

LCL-UCL- Lower control limit - upper control limit  
Results reported to the DL.

When reported, PFHxS, PFOA and PFOS include both linear and branched isomers.  
Only the linear isomer is reported for all other analytes.

**Sample ID: OF-FB42C-0218**

**Modified EPA Method 537**

Client Data					Laboratory Data					
Name:	CH2M Hill	Matrix:	Drinking Water		Lab Sample:	1800327-02	Column:	BEH C18		
Project:	CTO-WE01, Fentress PFAS Res. DW Investigation		Date Collected:	14-Feb-18 09:19	Date Received:	16-Feb-18 09:02				

Analyte	Conc. (ng/L)	DL	LOD	LOQ	Qualifiers	Batch	Extracted	Samp Size	Analyzed	Dilution
PFBS	ND	1.90	5.30	8.47		B8B0121	21-Feb-18	0.118 L	01-Mar-18 05:55	1
PFHxA	ND	2.31	5.30	8.47		B8B0121	21-Feb-18	0.118 L	01-Mar-18 05:55	1
PFHpA	ND	0.626	5.30	8.47		B8B0121	21-Feb-18	0.118 L	01-Mar-18 05:55	1
PFHxS	ND	1.00	5.30	8.47		B8B0121	21-Feb-18	0.118 L	01-Mar-18 05:55	1
PFOA	ND	0.690	5.30	8.47		B8B0121	21-Feb-18	0.118 L	01-Mar-18 05:55	1
PFOS	ND	0.855	5.30	8.47		B8B0121	21-Feb-18	0.118 L	01-Mar-18 05:55	1
PFNA	ND	0.858	5.30	8.47		B8B0121	21-Feb-18	0.118 L	01-Mar-18 05:55	1
PFDA	ND	1.58	5.30	8.47		B8B0121	21-Feb-18	0.118 L	01-Mar-18 05:55	1
MeFOSAA	ND	1.75	5.30	8.47		B8B0121	21-Feb-18	0.118 L	01-Mar-18 05:55	1
PFUnA	ND	1.11	5.30	8.47		B8B0121	21-Feb-18	0.118 L	01-Mar-18 05:55	1
EtFOSAA	ND	1.45	5.30	8.47		B8B0121	21-Feb-18	0.118 L	01-Mar-18 05:55	1
PFDoA	ND	0.839	5.30	8.47		B8B0121	21-Feb-18	0.118 L	01-Mar-18 05:55	1
PFTrDA	ND	0.523	5.30	8.47		B8B0121	21-Feb-18	0.118 L	01-Mar-18 05:55	1
PFTeDA	ND	0.800	5.30	8.47		B8B0121	21-Feb-18	0.118 L	01-Mar-18 05:55	1

Labeled Standards	Type	% Recovery	Limits	Qualifiers	Batch	Extracted	Samp Size	Analyzed	Dilution
13C3-PFBS	IS	93.7	50 - 150		B8B0121	21-Feb-18	0.118 L	01-Mar-18 05:55	1
13C2-PFHxA	IS	97.9	50 - 150		B8B0121	21-Feb-18	0.118 L	01-Mar-18 05:55	1
13C4-PFHpA	IS	90.4	50 - 150		B8B0121	21-Feb-18	0.118 L	01-Mar-18 05:55	1
18O2-PFHxS	IS	87.3	50 - 150		B8B0121	21-Feb-18	0.118 L	01-Mar-18 05:55	1
13C2-PFOA	IS	82.5	50 - 150		B8B0121	21-Feb-18	0.118 L	01-Mar-18 05:55	1
13C8-PFOS	IS	77.6	50 - 150		B8B0121	21-Feb-18	0.118 L	01-Mar-18 05:55	1
13C5-PFNA	IS	78.2	50 - 150		B8B0121	21-Feb-18	0.118 L	01-Mar-18 05:55	1
13C2-PFDA	IS	70.4	50 - 150		B8B0121	21-Feb-18	0.118 L	01-Mar-18 05:55	1
d3-MeFOSAA	IS	61.0	50 - 150		B8B0121	21-Feb-18	0.118 L	01-Mar-18 05:55	1
13C2-PFUnA	IS	68.3	50 - 150		B8B0121	21-Feb-18	0.118 L	01-Mar-18 05:55	1
d5-EtFOSAA	IS	74.0	50 - 150		B8B0121	21-Feb-18	0.118 L	01-Mar-18 05:55	1
13C2-PFDoA	IS	64.8	50 - 150		B8B0121	21-Feb-18	0.118 L	01-Mar-18 05:55	1
13C2-PFTeDA	IS	83.8	50 - 150		B8B0121	21-Feb-18	0.118 L	01-Mar-18 05:55	1

DL - Detection Limit

LOD - Limit of Detection  
LOQ - Limit of quantitation

LCL-UCL- Lower control limit - upper control limit  
Results reported to the DL.

When reported, PFHxS, PFOA and PFOS include both linear and branched isomers.  
Only the linear isomer is reported for all other analytes.

**Sample ID: OF-FB42A-0218**

**Modified EPA Method 537**

Client Data					Laboratory Data					
Name:	CH2M Hill	Matrix:	Drinking Water		Lab Sample:	1800327-03	Column:	BEH C18		
Project:	CTO-WE01, Fentress PFAS Res. DW Investigation		Date Collected:	14-Feb-18 10:02	Date Received:	16-Feb-18 09:02				

Analyte	Conc. (ng/L)	DL	LOD	LOQ	Qualifiers	Batch	Extracted	Samp Size	Analyzed	Dilution
PFBS	ND	1.87	5.25	8.37		B8B0121	21-Feb-18	0.119 L	01-Mar-18 06:07	1
PFHxA	ND	2.28	5.25	8.37		B8B0121	21-Feb-18	0.119 L	01-Mar-18 06:07	1
PFHpA	ND	0.618	5.25	8.37		B8B0121	21-Feb-18	0.119 L	01-Mar-18 06:07	1
PFHxS	1.85	0.991	5.25	8.37	J	B8B0121	21-Feb-18	0.119 L	01-Mar-18 06:07	1
PFOA	ND	0.681	5.25	8.37		B8B0121	21-Feb-18	0.119 L	01-Mar-18 06:07	1
PFOS	ND	0.844	5.25	8.37		B8B0121	21-Feb-18	0.119 L	01-Mar-18 06:07	1
PFNA	ND	0.848	5.25	8.37		B8B0121	21-Feb-18	0.119 L	01-Mar-18 06:07	1
PFDA	ND	1.56	5.25	8.37		B8B0121	21-Feb-18	0.119 L	01-Mar-18 06:07	1
MeFOSAA	ND	1.73	5.25	8.37		B8B0121	21-Feb-18	0.119 L	01-Mar-18 06:07	1
PFUnA	ND	1.10	5.25	8.37		B8B0121	21-Feb-18	0.119 L	01-Mar-18 06:07	1
EtFOSAA	ND	1.43	5.25	8.37		B8B0121	21-Feb-18	0.119 L	01-Mar-18 06:07	1
PFDoA	ND	0.829	5.25	8.37		B8B0121	21-Feb-18	0.119 L	01-Mar-18 06:07	1
PFTrDA	ND	0.517	5.25	8.37		B8B0121	21-Feb-18	0.119 L	01-Mar-18 06:07	1
PFTeDA	ND	0.790	5.25	8.37		B8B0121	21-Feb-18	0.119 L	01-Mar-18 06:07	1

Labeled Standards	Type	% Recovery	Limits	Qualifiers	Batch	Extracted	Samp Size	Analyzed	Dilution
13C3-PFBS	IS	113	50 - 150		B8B0121	21-Feb-18	0.119 L	01-Mar-18 06:07	1
13C2-PFHxA	IS	98.3	50 - 150		B8B0121	21-Feb-18	0.119 L	01-Mar-18 06:07	1
13C4-PFHpA	IS	93.8	50 - 150		B8B0121	21-Feb-18	0.119 L	01-Mar-18 06:07	1
18O2-PFHxS	IS	92.9	50 - 150		B8B0121	21-Feb-18	0.119 L	01-Mar-18 06:07	1
13C2-PFOA	IS	86.0	50 - 150		B8B0121	21-Feb-18	0.119 L	01-Mar-18 06:07	1
13C8-PFOS	IS	78.4	50 - 150		B8B0121	21-Feb-18	0.119 L	01-Mar-18 06:07	1
13C5-PFNA	IS	81.6	50 - 150		B8B0121	21-Feb-18	0.119 L	01-Mar-18 06:07	1
13C2-PFDA	IS	72.0	50 - 150		B8B0121	21-Feb-18	0.119 L	01-Mar-18 06:07	1
d3-MeFOSAA	IS	63.3	50 - 150		B8B0121	21-Feb-18	0.119 L	01-Mar-18 06:07	1
13C2-PFUnA	IS	51.3	50 - 150		B8B0121	21-Feb-18	0.119 L	01-Mar-18 06:07	1
d5-EtFOSAA	IS	69.7	50 - 150		B8B0121	21-Feb-18	0.119 L	01-Mar-18 06:07	1
13C2-PFDoA	IS	65.3	50 - 150		B8B0121	21-Feb-18	0.119 L	01-Mar-18 06:07	1
13C2-PFTeDA	IS	87.4	50 - 150		B8B0121	21-Feb-18	0.119 L	01-Mar-18 06:07	1

DL - Detection Limit

LOD - Limit of Detection  
LOQ - Limit of quantitation

LCL-UCL- Lower control limit - upper control limit  
Results reported to the DL.

When reported, PFHxS, PFOA and PFOS include both linear and branched isomers.  
Only the linear isomer is reported for all other analytes.

**Sample ID: OF-RW42B-0218**

**Modified EPA Method 537**

Client Data					Laboratory Data					
Name:	CH2M Hill	Matrix:	Drinking Water		Lab Sample:	1800327-04	Column:	BEH C18		
Project:	CTO-WE01, Fentress PFAS Res. DW Investigation		Date Collected:	14-Feb-18 10:44	Date Received:	16-Feb-18 09:02				

Analyte	Conc. (ng/L)	DL	LOD	LOQ	Qualifiers	Batch	Extracted	Samp Size	Analyzed	Dilution
PFBS	58.2	2.04	5.73	9.14		B8B0121	21-Feb-18	0.109 L	01-Mar-18 06:18	1
PFHxA	111	2.49	5.73	9.14		B8B0121	21-Feb-18	0.109 L	01-Mar-18 06:18	1
PFHpA	16.7	0.675	5.73	9.14		B8B0121	21-Feb-18	0.109 L	01-Mar-18 06:18	1
PFHxS	580	1.08	5.73	9.14		B8B0121	21-Feb-18	0.109 L	01-Mar-18 06:18	1
PFOA	266	0.744	5.73	9.14		B8B0121	21-Feb-18	0.109 L	01-Mar-18 06:18	1
PFOS	11.9	0.922	5.73	9.14		B8B0121	21-Feb-18	0.109 L	01-Mar-18 06:18	1
PFNA	ND	0.925	5.73	9.14		B8B0121	21-Feb-18	0.109 L	01-Mar-18 06:18	1
PFDA	ND	1.70	5.73	9.14		B8B0121	21-Feb-18	0.109 L	01-Mar-18 06:18	1
MeFOSAA	ND	1.88	5.73	9.14		B8B0121	21-Feb-18	0.109 L	01-Mar-18 06:18	1
PFUnA	ND	1.20	5.73	9.14		B8B0121	21-Feb-18	0.109 L	01-Mar-18 06:18	1
EtFOSAA	ND	1.56	5.73	9.14		B8B0121	21-Feb-18	0.109 L	01-Mar-18 06:18	1
PFDoA	ND	0.905	5.73	9.14		B8B0121	21-Feb-18	0.109 L	01-Mar-18 06:18	1
PFTrDA	ND	0.564	5.73	9.14		B8B0121	21-Feb-18	0.109 L	01-Mar-18 06:18	1
PFTeDA	ND	0.862	5.73	9.14		B8B0121	21-Feb-18	0.109 L	01-Mar-18 06:18	1

Labeled Standards	Type	% Recovery	Limits	Qualifiers	Batch	Extracted	Samp Size	Analyzed	Dilution
13C3-PFBS	IS	93.4	50 - 150		B8B0121	21-Feb-18	0.109 L	01-Mar-18 06:18	1
13C2-PFHxA	IS	90.0	50 - 150		B8B0121	21-Feb-18	0.109 L	01-Mar-18 06:18	1
13C4-PFHpA	IS	82.5	50 - 150		B8B0121	21-Feb-18	0.109 L	01-Mar-18 06:18	1
18O2-PFHxS	IS	100	50 - 150		B8B0121	21-Feb-18	0.109 L	01-Mar-18 06:18	1
13C2-PFOA	IS	78.8	50 - 150		B8B0121	21-Feb-18	0.109 L	01-Mar-18 06:18	1
13C8-PFOS	IS	94.4	50 - 150		B8B0121	21-Feb-18	0.109 L	01-Mar-18 06:18	1
13C5-PFNA	IS	78.6	50 - 150		B8B0121	21-Feb-18	0.109 L	01-Mar-18 06:18	1
13C2-PFDA	IS	88.8	50 - 150		B8B0121	21-Feb-18	0.109 L	01-Mar-18 06:18	1
d3-MeFOSAA	IS	72.6	50 - 150		B8B0121	21-Feb-18	0.109 L	01-Mar-18 06:18	1
13C2-PFUnA	IS	74.4	50 - 150		B8B0121	21-Feb-18	0.109 L	01-Mar-18 06:18	1
d5-EtFOSAA	IS	79.1	50 - 150		B8B0121	21-Feb-18	0.109 L	01-Mar-18 06:18	1
13C2-PFDoA	IS	65.5	50 - 150		B8B0121	21-Feb-18	0.109 L	01-Mar-18 06:18	1
13C2-PFTeDA	IS	86.0	50 - 150		B8B0121	21-Feb-18	0.109 L	01-Mar-18 06:18	1

DL - Detection Limit

LOD - Limit of Detection  
LOQ - Limit of quantitation

LCL-UCL- Lower control limit - upper control limit  
Results reported to the DL.

When reported, PFHxS, PFOA and PFOS include both linear and branched isomers.  
Only the linear isomer is reported for all other analytes.

**Sample ID: OF-FB42B-0218**

**Modified EPA Method 537**

Client Data					Laboratory Data					
Name:	CH2M Hill	Matrix:	Drinking Water		Lab Sample:	1800327-05	Column:	BEH C18		
Project:	CTO-WE01, Fentress PFAS Res. DW Investigation		Date Collected:	14-Feb-18 10:52	Date Received:	16-Feb-18 09:02				

Analyte	Conc. (ng/L)	DL	LOD	LOQ	Qualifiers	Batch	Extracted	Samp Size	Analyzed	Dilution
PFBS	ND	1.94	5.39	8.65		B8B0121	21-Feb-18	0.116 L	01-Mar-18 06:30	1
PFHxA	ND	2.36	5.39	8.65		B8B0121	21-Feb-18	0.116 L	01-Mar-18 06:30	1
PFHpA	ND	0.639	5.39	8.65		B8B0121	21-Feb-18	0.116 L	01-Mar-18 06:30	1
PFHxS	ND	1.02	5.39	8.65		B8B0121	21-Feb-18	0.116 L	01-Mar-18 06:30	1
PFOA	ND	0.704	5.39	8.65		B8B0121	21-Feb-18	0.116 L	01-Mar-18 06:30	1
PFOS	ND	0.873	5.39	8.65		B8B0121	21-Feb-18	0.116 L	01-Mar-18 06:30	1
PFNA	ND	0.876	5.39	8.65		B8B0121	21-Feb-18	0.116 L	01-Mar-18 06:30	1
PFDA	ND	1.61	5.39	8.65		B8B0121	21-Feb-18	0.116 L	01-Mar-18 06:30	1
MeFOSAA	ND	1.78	5.39	8.65		B8B0121	21-Feb-18	0.116 L	01-Mar-18 06:30	1
PFUnA	ND	1.14	5.39	8.65		B8B0121	21-Feb-18	0.116 L	01-Mar-18 06:30	1
EtFOSAA	ND	1.48	5.39	8.65		B8B0121	21-Feb-18	0.116 L	01-Mar-18 06:30	1
PFDoA	ND	0.857	5.39	8.65		B8B0121	21-Feb-18	0.116 L	01-Mar-18 06:30	1
PFTrDA	ND	0.534	5.39	8.65		B8B0121	21-Feb-18	0.116 L	01-Mar-18 06:30	1
PFTeDA	ND	0.817	5.39	8.65		B8B0121	21-Feb-18	0.116 L	01-Mar-18 06:30	1

Labeled Standards	Type	% Recovery	Limits	Qualifiers	Batch	Extracted	Samp Size	Analyzed	Dilution
13C3-PFBS	IS	96.3	50 - 150		B8B0121	21-Feb-18	0.116 L	01-Mar-18 06:30	1
13C2-PFHxA	IS	87.2	50 - 150		B8B0121	21-Feb-18	0.116 L	01-Mar-18 06:30	1
13C4-PFHpA	IS	98.8	50 - 150		B8B0121	21-Feb-18	0.116 L	01-Mar-18 06:30	1
18O2-PFHxS	IS	86.6	50 - 150		B8B0121	21-Feb-18	0.116 L	01-Mar-18 06:30	1
13C2-PFOA	IS	89.6	50 - 150		B8B0121	21-Feb-18	0.116 L	01-Mar-18 06:30	1
13C8-PFOS	IS	91.4	50 - 150		B8B0121	21-Feb-18	0.116 L	01-Mar-18 06:30	1
13C5-PFNA	IS	84.3	50 - 150		B8B0121	21-Feb-18	0.116 L	01-Mar-18 06:30	1
13C2-PFDA	IS	79.7	50 - 150		B8B0121	21-Feb-18	0.116 L	01-Mar-18 06:30	1
d3-MeFOSAA	IS	78.5	50 - 150		B8B0121	21-Feb-18	0.116 L	01-Mar-18 06:30	1
13C2-PFUnA	IS	87.7	50 - 150		B8B0121	21-Feb-18	0.116 L	01-Mar-18 06:30	1
d5-EtFOSAA	IS	78.2	50 - 150		B8B0121	21-Feb-18	0.116 L	01-Mar-18 06:30	1
13C2-PFDoA	IS	87.6	50 - 150		B8B0121	21-Feb-18	0.116 L	01-Mar-18 06:30	1
13C2-PFTeDA	IS	101	50 - 150		B8B0121	21-Feb-18	0.116 L	01-Mar-18 06:30	1

DL - Detection Limit

LOD - Limit of Detection  
LOQ - Limit of quantitation

LCL-UCL- Lower control limit - upper control limit  
Results reported to the DL.

When reported, PFHxS, PFOA and PFOS include both linear and branched isomers.  
Only the linear isomer is reported for all other analytes.

**Sample ID: OF-RW44-0218**

**Modified EPA Method 537**

Client Data					Laboratory Data					
Name:	CH2M Hill	Matrix:	Drinking Water		Lab Sample:	1800327-06	Column:	BEH C18		
Project:	CTO-WE01, Fentress PFAS Res. DW Investigation		Date Collected:	14-Feb-18 11:29	Date Received:	16-Feb-18 09:02				

Analyte	Conc. (ng/L)	DL	LOD	LOQ	Qualifiers	Batch	Extracted	Samp Size	Analyzed	Dilution
PFBS	10.7	1.89	5.30	8.45		B8B0121	21-Feb-18	0.118 L	01-Mar-18 06:41	1
PFHxA	27.4	2.30	5.30	8.45		B8B0121	21-Feb-18	0.118 L	01-Mar-18 06:41	1
PFHpA	9.84	0.624	5.30	8.45		B8B0121	21-Feb-18	0.118 L	01-Mar-18 06:41	1
PFHxS	197	1.00	5.30	8.45		B8B0121	21-Feb-18	0.118 L	01-Mar-18 06:41	1
PFOA	262	0.688	5.30	8.45		B8B0121	21-Feb-18	0.118 L	01-Mar-18 06:41	1
PFOS	746	0.852	5.30	8.45		B8B0121	21-Feb-18	0.118 L	01-Mar-18 06:41	1
PFNA	2.29	0.856	5.30	8.45	J	B8B0121	21-Feb-18	0.118 L	01-Mar-18 06:41	1
PFDA	ND	1.57	5.30	8.45		B8B0121	21-Feb-18	0.118 L	01-Mar-18 06:41	1
MeFOSAA	ND	1.74	5.30	8.45		B8B0121	21-Feb-18	0.118 L	01-Mar-18 06:41	1
PFUnA	ND	1.11	5.30	8.45		B8B0121	21-Feb-18	0.118 L	01-Mar-18 06:41	1
EtFOSAA	ND	1.45	5.30	8.45		B8B0121	21-Feb-18	0.118 L	01-Mar-18 06:41	1
PFDoA	ND	0.837	5.30	8.45		B8B0121	21-Feb-18	0.118 L	01-Mar-18 06:41	1
PFTrDA	ND	0.522	5.30	8.45		B8B0121	21-Feb-18	0.118 L	01-Mar-18 06:41	1
PFTeDA	ND	0.798	5.30	8.45		B8B0121	21-Feb-18	0.118 L	01-Mar-18 06:41	1

Labeled Standards	Type	% Recovery	Limits	Qualifiers	Batch	Extracted	Samp Size	Analyzed	Dilution
13C3-PFBS	IS	105	50 - 150		B8B0121	21-Feb-18	0.118 L	01-Mar-18 06:41	1
13C2-PFHxA	IS	95.9	50 - 150		B8B0121	21-Feb-18	0.118 L	01-Mar-18 06:41	1
13C4-PFHpA	IS	106	50 - 150		B8B0121	21-Feb-18	0.118 L	01-Mar-18 06:41	1
18O2-PFHxS	IS	96.7	50 - 150		B8B0121	21-Feb-18	0.118 L	01-Mar-18 06:41	1
13C2-PFOA	IS	89.7	50 - 150		B8B0121	21-Feb-18	0.118 L	01-Mar-18 06:41	1
13C8-PFOS	IS	89.9	50 - 150		B8B0121	21-Feb-18	0.118 L	01-Mar-18 06:41	1
13C5-PFNA	IS	98.8	50 - 150		B8B0121	21-Feb-18	0.118 L	01-Mar-18 06:41	1
13C2-PFDA	IS	72.7	50 - 150		B8B0121	21-Feb-18	0.118 L	01-Mar-18 06:41	1
d3-MeFOSAA	IS	83.8	50 - 150		B8B0121	21-Feb-18	0.118 L	01-Mar-18 06:41	1
13C2-PFUnA	IS	89.9	50 - 150		B8B0121	21-Feb-18	0.118 L	01-Mar-18 06:41	1
d5-EtFOSAA	IS	95.2	50 - 150		B8B0121	21-Feb-18	0.118 L	01-Mar-18 06:41	1
13C2-PFDoA	IS	96.4	50 - 150		B8B0121	21-Feb-18	0.118 L	01-Mar-18 06:41	1
13C2-PFTeDA	IS	115	50 - 150		B8B0121	21-Feb-18	0.118 L	01-Mar-18 06:41	1

DL - Detection Limit

LOD - Limit of Detection  
LOQ - Limit of quantitation

LCL-UCL- Lower control limit - upper control limit  
Results reported to the DL.

When reported, PFHxS, PFOA and PFOS include both linear and branched isomers.  
Only the linear isomer is reported for all other analytes.

**Sample ID: OF-FB44-0218**

**Modified EPA Method 537**

Client Data					Laboratory Data					
Name:	CH2M Hill	Matrix:	Drinking Water		Lab Sample:	1800327-07	Column:	BEH C18		
Project:	CTO-WE01, Fentress PFAS Res. DW Investigation		Date Collected:	14-Feb-18 11:36	Date Received:	16-Feb-18 09:02				

Analyte	Conc. (ng/L)	DL	LOD	LOQ	Qualifiers	Batch	Extracted	Samp Size	Analyzed	Dilution
PFBS	ND	1.85	5.17	8.25		B8B0121	21-Feb-18	0.121 L	02-Mar-18 03:32	1
PFHxA	ND	2.25	5.17	8.25		B8B0121	21-Feb-18	0.121 L	02-Mar-18 03:32	1
PFHpA	ND	0.610	5.17	8.25		B8B0121	21-Feb-18	0.121 L	02-Mar-18 03:32	1
PFHxS	ND	0.977	5.17	8.25		B8B0121	21-Feb-18	0.121 L	02-Mar-18 03:32	1
PFOA	ND	0.672	5.17	8.25		B8B0121	21-Feb-18	0.121 L	02-Mar-18 03:32	1
PFOS	ND	0.832	5.17	8.25		B8B0121	21-Feb-18	0.121 L	02-Mar-18 03:32	1
PFNA	ND	0.836	5.17	8.25		B8B0121	21-Feb-18	0.121 L	02-Mar-18 03:32	1
PFDA	ND	1.54	5.17	8.25		B8B0121	21-Feb-18	0.121 L	02-Mar-18 03:32	1
MeFOSAA	ND	1.70	5.17	8.25		B8B0121	21-Feb-18	0.121 L	02-Mar-18 03:32	1
PFUnA	ND	1.08	5.17	8.25		B8B0121	21-Feb-18	0.121 L	02-Mar-18 03:32	1
EtFOSAA	ND	1.41	5.17	8.25		B8B0121	21-Feb-18	0.121 L	02-Mar-18 03:32	1
PFDoA	ND	0.817	5.17	8.25		B8B0121	21-Feb-18	0.121 L	02-Mar-18 03:32	1
PFTrDA	ND	0.510	5.17	8.25		B8B0121	21-Feb-18	0.121 L	02-Mar-18 03:32	1
PFTeDA	ND	0.779	5.17	8.25		B8B0121	21-Feb-18	0.121 L	02-Mar-18 03:32	1

Labeled Standards	Type	% Recovery	Limits	Qualifiers	Batch	Extracted	Samp Size	Analyzed	Dilution
13C3-PFBS	IS	107	50 - 150		B8B0121	21-Feb-18	0.121 L	02-Mar-18 03:32	1
13C2-PFHxA	IS	97.6	50 - 150		B8B0121	21-Feb-18	0.121 L	02-Mar-18 03:32	1
13C4-PFHpA	IS	93.2	50 - 150		B8B0121	21-Feb-18	0.121 L	02-Mar-18 03:32	1
18O2-PFHxS	IS	103	50 - 150		B8B0121	21-Feb-18	0.121 L	02-Mar-18 03:32	1
13C2-PFOA	IS	89.4	50 - 150		B8B0121	21-Feb-18	0.121 L	02-Mar-18 03:32	1
13C8-PFOS	IS	93.7	50 - 150		B8B0121	21-Feb-18	0.121 L	02-Mar-18 03:32	1
13C5-PFNA	IS	83.9	50 - 150		B8B0121	21-Feb-18	0.121 L	02-Mar-18 03:32	1
13C2-PFDA	IS	84.3	50 - 150		B8B0121	21-Feb-18	0.121 L	02-Mar-18 03:32	1
d3-MeFOSAA	IS	71.1	50 - 150		B8B0121	21-Feb-18	0.121 L	02-Mar-18 03:32	1
13C2-PFUnA	IS	80.8	50 - 150		B8B0121	21-Feb-18	0.121 L	02-Mar-18 03:32	1
d5-EtFOSAA	IS	67.9	50 - 150		B8B0121	21-Feb-18	0.121 L	02-Mar-18 03:32	1
13C2-PFDoA	IS	62.4	50 - 150		B8B0121	21-Feb-18	0.121 L	02-Mar-18 03:32	1
13C2-PFTeDA	IS	72.9	50 - 150		B8B0121	21-Feb-18	0.121 L	02-Mar-18 03:32	1

DL - Detection Limit

LOD - Limit of Detection  
LOQ - Limit of quantitation

LCL-UCL- Lower control limit - upper control limit  
Results reported to the DL.

When reported, PFHxS, PFOA and PFOS include both linear and branched isomers.  
Only the linear isomer is reported for all other analytes.

**Sample ID: OF-RW59-0218**

**Modified EPA Method 537**

Client Data					Laboratory Data					
Name:	CH2M Hill	Matrix:	Drinking Water		Lab Sample:	1800327-08	Column:	BEH C18		
Project:	CTO-WE01, Fentress PFAS Res. DW Investigation		Date Collected:	14-Feb-18 13:34	Date Received:	16-Feb-18 09:02				

Analyte	Conc. (ng/L)	DL	LOD	LOQ	Qualifiers	Batch	Extracted	Samp Size	Analyzed	Dilution
PFBS	10.5	2.03	5.68	9.07		B8B0121	21-Feb-18	0.110 L	02-Mar-18 03:43	1
PFHxA	21.1	2.47	5.68	9.07		B8B0121	21-Feb-18	0.110 L	02-Mar-18 03:43	1
PFHpA	4.74	0.670	5.68	9.07	J	B8B0121	21-Feb-18	0.110 L	02-Mar-18 03:43	1
PFHxS	330	1.07	5.68	9.07		B8B0121	21-Feb-18	0.110 L	02-Mar-18 03:43	1
PFOA	60.8	0.738	5.68	9.07		B8B0121	21-Feb-18	0.110 L	02-Mar-18 03:43	1
PFOS	380	0.915	5.68	9.07		B8B0121	21-Feb-18	0.110 L	02-Mar-18 03:43	1
PFNA	ND	0.918	5.68	9.07		B8B0121	21-Feb-18	0.110 L	02-Mar-18 03:43	1
PFDA	ND	1.69	5.68	9.07		B8B0121	21-Feb-18	0.110 L	02-Mar-18 03:43	1
MeFOSAA	ND	1.87	5.68	9.07		B8B0121	21-Feb-18	0.110 L	02-Mar-18 03:43	1
PFUnA	ND	1.19	5.68	9.07		B8B0121	21-Feb-18	0.110 L	02-Mar-18 03:43	1
EtFOSAA	ND	1.55	5.68	9.07		B8B0121	21-Feb-18	0.110 L	02-Mar-18 03:43	1
PFDoA	ND	0.898	5.68	9.07		B8B0121	21-Feb-18	0.110 L	02-Mar-18 03:43	1
PFTrDA	ND	0.560	5.68	9.07		B8B0121	21-Feb-18	0.110 L	02-Mar-18 03:43	1
PFTeDA	ND	0.856	5.68	9.07		B8B0121	21-Feb-18	0.110 L	02-Mar-18 03:43	1

Labeled Standards	Type	% Recovery	Limits	Qualifiers	Batch	Extracted	Samp Size	Analyzed	Dilution
13C3-PFBS	IS	91.8	50 - 150		B8B0121	21-Feb-18	0.110 L	02-Mar-18 03:43	1
13C2-PFHxA	IS	102	50 - 150		B8B0121	21-Feb-18	0.110 L	02-Mar-18 03:43	1
13C4-PFHpA	IS	91.3	50 - 150		B8B0121	21-Feb-18	0.110 L	02-Mar-18 03:43	1
18O2-PFHxS	IS	87.7	50 - 150		B8B0121	21-Feb-18	0.110 L	02-Mar-18 03:43	1
13C2-PFOA	IS	90.3	50 - 150		B8B0121	21-Feb-18	0.110 L	02-Mar-18 03:43	1
13C8-PFOS	IS	96.8	50 - 150		B8B0121	21-Feb-18	0.110 L	02-Mar-18 03:43	1
13C5-PFNA	IS	87.1	50 - 150		B8B0121	21-Feb-18	0.110 L	02-Mar-18 03:43	1
13C2-PFDA	IS	91.2	50 - 150		B8B0121	21-Feb-18	0.110 L	02-Mar-18 03:43	1
d3-MeFOSAA	IS	64.2	50 - 150		B8B0121	21-Feb-18	0.110 L	02-Mar-18 03:43	1
13C2-PFUnA	IS	71.6	50 - 150		B8B0121	21-Feb-18	0.110 L	02-Mar-18 03:43	1
d5-EtFOSAA	IS	73.1	50 - 150		B8B0121	21-Feb-18	0.110 L	02-Mar-18 03:43	1
13C2-PFDoA	IS	65.4	50 - 150		B8B0121	21-Feb-18	0.110 L	02-Mar-18 03:43	1
13C2-PFTeDA	IS	81.6	50 - 150		B8B0121	21-Feb-18	0.110 L	02-Mar-18 03:43	1

DL - Detection Limit

LOD - Limit of Detection  
LOQ - Limit of quantitation

LCL-UCL- Lower control limit - upper control limit  
Results reported to the DL.

When reported, PFHxS, PFOA and PFOS include both linear and branched isomers.  
Only the linear isomer is reported for all other analytes.



**Sample ID: OF-FB59-0218**

**Modified EPA Method 537**

Client Data					Laboratory Data					
Name:	CH2M Hill	Matrix:	Drinking Water		Lab Sample:	1800327-09	Column:	BEH C18		
Project:	CTO-WE01, Fentress PFAS Res. DW Investigation		Date Collected:	14-Feb-18 13:38	Date Received:	16-Feb-18 09:02				

Analyte	Conc. (ng/L)	DL	LOD	LOQ	Qualifiers	Batch	Extracted	Samp Size	Analyzed	Dilution
PFBS	ND	1.92	5.39	8.60		B8B0121	21-Feb-18	0.116 L	02-Mar-18 03:55	1
PFHxA	ND	2.34	5.39	8.60		B8B0121	21-Feb-18	0.116 L	02-Mar-18 03:55	1
PFHpA	ND	0.635	5.39	8.60		B8B0121	21-Feb-18	0.116 L	02-Mar-18 03:55	1
PFHxS	ND	1.02	5.39	8.60		B8B0121	21-Feb-18	0.116 L	02-Mar-18 03:55	1
PFOA	ND	0.700	5.39	8.60		B8B0121	21-Feb-18	0.116 L	02-Mar-18 03:55	1
PFOS	ND	0.867	5.39	8.60		B8B0121	21-Feb-18	0.116 L	02-Mar-18 03:55	1
PFNA	ND	0.870	5.39	8.60		B8B0121	21-Feb-18	0.116 L	02-Mar-18 03:55	1
PFDA	ND	1.60	5.39	8.60		B8B0121	21-Feb-18	0.116 L	02-Mar-18 03:55	1
MeFOSAA	ND	1.77	5.39	8.60		B8B0121	21-Feb-18	0.116 L	02-Mar-18 03:55	1
PFUnA	ND	1.13	5.39	8.60		B8B0121	21-Feb-18	0.116 L	02-Mar-18 03:55	1
EtFOSAA	ND	1.47	5.39	8.60		B8B0121	21-Feb-18	0.116 L	02-Mar-18 03:55	1
PFDoA	ND	0.851	5.39	8.60		B8B0121	21-Feb-18	0.116 L	02-Mar-18 03:55	1
PFTrDA	ND	0.531	5.39	8.60		B8B0121	21-Feb-18	0.116 L	02-Mar-18 03:55	1
PFTeDA	ND	0.811	5.39	8.60		B8B0121	21-Feb-18	0.116 L	02-Mar-18 03:55	1

Labeled Standards	Type	% Recovery	Limits	Qualifiers	Batch	Extracted	Samp Size	Analyzed	Dilution
13C3-PFBS	IS	85.1	50 - 150		B8B0121	21-Feb-18	0.116 L	02-Mar-18 03:55	1
13C2-PFHxA	IS	88.8	50 - 150		B8B0121	21-Feb-18	0.116 L	02-Mar-18 03:55	1
13C4-PFHpA	IS	94.2	50 - 150		B8B0121	21-Feb-18	0.116 L	02-Mar-18 03:55	1
18O2-PFHxS	IS	101	50 - 150		B8B0121	21-Feb-18	0.116 L	02-Mar-18 03:55	1
13C2-PFOA	IS	88.2	50 - 150		B8B0121	21-Feb-18	0.116 L	02-Mar-18 03:55	1
13C8-PFOS	IS	91.8	50 - 150		B8B0121	21-Feb-18	0.116 L	02-Mar-18 03:55	1
13C5-PFNA	IS	85.4	50 - 150		B8B0121	21-Feb-18	0.116 L	02-Mar-18 03:55	1
13C2-PFDA	IS	77.1	50 - 150		B8B0121	21-Feb-18	0.116 L	02-Mar-18 03:55	1
d3-MeFOSAA	IS	83.0	50 - 150		B8B0121	21-Feb-18	0.116 L	02-Mar-18 03:55	1
13C2-PFUnA	IS	88.1	50 - 150		B8B0121	21-Feb-18	0.116 L	02-Mar-18 03:55	1
d5-EtFOSAA	IS	77.4	50 - 150		B8B0121	21-Feb-18	0.116 L	02-Mar-18 03:55	1
13C2-PFDoA	IS	77.7	50 - 150		B8B0121	21-Feb-18	0.116 L	02-Mar-18 03:55	1
13C2-PFTeDA	IS	101	50 - 150		B8B0121	21-Feb-18	0.116 L	02-Mar-18 03:55	1

DL - Detection Limit

LOD - Limit of Detection  
LOQ - Limit of quantitation

LCL-UCL- Lower control limit - upper control limit  
Results reported to the DL.

When reported, PFHxS, PFOA and PFOS include both linear and branched isomers.  
Only the linear isomer is reported for all other analytes.

**Sample ID: OF-RW03-0218**

**Modified EPA Method 537**

Client Data					Laboratory Data					
Name:	CH2M Hill	Matrix:	Drinking Water		Lab Sample:	1800327-10	Column:	BEH C18		
Project:	CTO-WE01, Fentress PFAS Res. DW Investigation		Date Collected:	15-Feb-18 17:46	Date Received:	16-Feb-18 09:02				

Analyte	Conc. (ng/L)	DL	LOD	LOQ	Qualifiers	Batch	Extracted	Samp Size	Analyzed	Dilution
PFBS	ND	2.01	5.63	8.97		B8B0121	21-Feb-18	0.111 L	02-Mar-18 04:06	1
PFHxA	ND	2.44	5.63	8.97		B8B0121	21-Feb-18	0.111 L	02-Mar-18 04:06	1
PFHpA	ND	0.663	5.63	8.97		B8B0121	21-Feb-18	0.111 L	02-Mar-18 04:06	1
PFHxS	ND	1.06	5.63	8.97		B8B0121	21-Feb-18	0.111 L	02-Mar-18 04:06	1
PFOA	ND	0.730	5.63	8.97		B8B0121	21-Feb-18	0.111 L	02-Mar-18 04:06	1
PFOS	ND	0.905	5.63	8.97		B8B0121	21-Feb-18	0.111 L	02-Mar-18 04:06	1
PFNA	ND	0.908	5.63	8.97		B8B0121	21-Feb-18	0.111 L	02-Mar-18 04:06	1
PFDA	ND	1.67	5.63	8.97		B8B0121	21-Feb-18	0.111 L	02-Mar-18 04:06	1
MeFOSAA	ND	1.85	5.63	8.97		B8B0121	21-Feb-18	0.111 L	02-Mar-18 04:06	1
PFUnA	ND	1.18	5.63	8.97		B8B0121	21-Feb-18	0.111 L	02-Mar-18 04:06	1
EtFOSAA	ND	1.54	5.63	8.97		B8B0121	21-Feb-18	0.111 L	02-Mar-18 04:06	1
PFDoA	ND	0.888	5.63	8.97		B8B0121	21-Feb-18	0.111 L	02-Mar-18 04:06	1
PFTrDA	ND	0.554	5.63	8.97		B8B0121	21-Feb-18	0.111 L	02-Mar-18 04:06	1
PFTeDA	ND	0.847	5.63	8.97		B8B0121	21-Feb-18	0.111 L	02-Mar-18 04:06	1

Labeled Standards	Type	% Recovery	Limits	Qualifiers	Batch	Extracted	Samp Size	Analyzed	Dilution
13C3-PFBS	IS	86.9	50 - 150		B8B0121	21-Feb-18	0.111 L	02-Mar-18 04:06	1
13C2-PFHxA	IS	92.8	50 - 150		B8B0121	21-Feb-18	0.111 L	02-Mar-18 04:06	1
13C4-PFHpA	IS	84.6	50 - 150		B8B0121	21-Feb-18	0.111 L	02-Mar-18 04:06	1
18O2-PFHxS	IS	92.7	50 - 150		B8B0121	21-Feb-18	0.111 L	02-Mar-18 04:06	1
13C2-PFOA	IS	90.1	50 - 150		B8B0121	21-Feb-18	0.111 L	02-Mar-18 04:06	1
13C8-PFOS	IS	93.3	50 - 150		B8B0121	21-Feb-18	0.111 L	02-Mar-18 04:06	1
13C5-PFNA	IS	82.6	50 - 150		B8B0121	21-Feb-18	0.111 L	02-Mar-18 04:06	1
13C2-PFDA	IS	83.3	50 - 150		B8B0121	21-Feb-18	0.111 L	02-Mar-18 04:06	1
d3-MeFOSAA	IS	78.4	50 - 150		B8B0121	21-Feb-18	0.111 L	02-Mar-18 04:06	1
13C2-PFUnA	IS	83.8	50 - 150		B8B0121	21-Feb-18	0.111 L	02-Mar-18 04:06	1
d5-EtFOSAA	IS	78.3	50 - 150		B8B0121	21-Feb-18	0.111 L	02-Mar-18 04:06	1
13C2-PFDoA	IS	75.3	50 - 150		B8B0121	21-Feb-18	0.111 L	02-Mar-18 04:06	1
13C2-PFTeDA	IS	83.2	50 - 150		B8B0121	21-Feb-18	0.111 L	02-Mar-18 04:06	1

DL - Detection Limit

LOD - Limit of Detection  
LOQ - Limit of quantitation

LCL-UCL- Lower control limit - upper control limit  
Results reported to the DL.

When reported, PFHxS, PFOA and PFOS include both linear and branched isomers.  
Only the linear isomer is reported for all other analytes.

**Sample ID: OF-FB03-0218**

**Modified EPA Method 537**

Client Data					Laboratory Data					
Name:	CH2M Hill	Matrix:	Drinking Water		Lab Sample:	1800327-11	Column:	BEH C18		
Project:	CTO-WE01, Fentress PFAS Res. DW Investigation		Date Collected:	15-Feb-18 17:47	Date Received:	16-Feb-18 09:02				

Analyte	Conc. (ng/L)	DL	LOD	LOQ	Qualifiers	Batch	Extracted	Samp Size	Analyzed	Dilution
PFBS	ND	1.90	5.30	8.50		B8B0121	21-Feb-18	0.118 L	02-Mar-18 04:18	1
PFHxA	ND	2.32	5.30	8.50		B8B0121	21-Feb-18	0.118 L	02-Mar-18 04:18	1
PFHpA	ND	0.628	5.30	8.50		B8B0121	21-Feb-18	0.118 L	02-Mar-18 04:18	1
PFHxS	ND	1.01	5.30	8.50		B8B0121	21-Feb-18	0.118 L	02-Mar-18 04:18	1
PFOA	ND	0.692	5.30	8.50		B8B0121	21-Feb-18	0.118 L	02-Mar-18 04:18	1
PFOS	ND	0.858	5.30	8.50		B8B0121	21-Feb-18	0.118 L	02-Mar-18 04:18	1
PFNA	ND	0.861	5.30	8.50		B8B0121	21-Feb-18	0.118 L	02-Mar-18 04:18	1
PFDA	ND	1.58	5.30	8.50		B8B0121	21-Feb-18	0.118 L	02-Mar-18 04:18	1
MeFOSAA	ND	1.75	5.30	8.50		B8B0121	21-Feb-18	0.118 L	02-Mar-18 04:18	1
PFUnA	ND	1.12	5.30	8.50		B8B0121	21-Feb-18	0.118 L	02-Mar-18 04:18	1
EtFOSAA	ND	1.46	5.30	8.50		B8B0121	21-Feb-18	0.118 L	02-Mar-18 04:18	1
PFDoA	ND	0.842	5.30	8.50		B8B0121	21-Feb-18	0.118 L	02-Mar-18 04:18	1
PFTrDA	ND	0.525	5.30	8.50		B8B0121	21-Feb-18	0.118 L	02-Mar-18 04:18	1
PFTeDA	1.64	0.802	5.30	8.50	J	B8B0121	21-Feb-18	0.118 L	02-Mar-18 04:18	1

Labeled Standards	Type	% Recovery	Limits	Qualifiers	Batch	Extracted	Samp Size	Analyzed	Dilution
13C3-PFBS	IS	101	50 - 150		B8B0121	21-Feb-18	0.118 L	02-Mar-18 04:18	1
13C2-PFHxA	IS	88.5	50 - 150		B8B0121	21-Feb-18	0.118 L	02-Mar-18 04:18	1
13C4-PFHpA	IS	93.0	50 - 150		B8B0121	21-Feb-18	0.118 L	02-Mar-18 04:18	1
18O2-PFHxS	IS	97.1	50 - 150		B8B0121	21-Feb-18	0.118 L	02-Mar-18 04:18	1
13C2-PFOA	IS	91.3	50 - 150		B8B0121	21-Feb-18	0.118 L	02-Mar-18 04:18	1
13C8-PFOS	IS	84.4	50 - 150		B8B0121	21-Feb-18	0.118 L	02-Mar-18 04:18	1
13C5-PFNA	IS	70.8	50 - 150		B8B0121	21-Feb-18	0.118 L	02-Mar-18 04:18	1
13C2-PFDA	IS	86.5	50 - 150		B8B0121	21-Feb-18	0.118 L	02-Mar-18 04:18	1
d3-MeFOSAA	IS	67.2	50 - 150		B8B0121	21-Feb-18	0.118 L	02-Mar-18 04:18	1
13C2-PFUnA	IS	61.0	50 - 150		B8B0121	21-Feb-18	0.118 L	02-Mar-18 04:18	1
d5-EtFOSAA	IS	66.8	50 - 150		B8B0121	21-Feb-18	0.118 L	02-Mar-18 04:18	1
13C2-PFDoA	IS	57.4	50 - 150		B8B0121	21-Feb-18	0.118 L	02-Mar-18 04:18	1
13C2-PFTeDA	IS	58.2	50 - 150		B8B0121	21-Feb-18	0.118 L	02-Mar-18 04:18	1

DL - Detection Limit

LOD - Limit of Detection  
LOQ - Limit of quantitation

LCL-UCL- Lower control limit - upper control limit  
Results reported to the DL.

When reported, PFHxS, PFOA and PFOS include both linear and branched isomers.  
Only the linear isomer is reported for all other analytes.

**Sample ID: OF-RW37-0218**

**Modified EPA Method 537**

Client Data					Laboratory Data					
Name:	CH2M Hill	Matrix:	Drinking Water		Lab Sample:	1800327-12	Column:	BEH C18		
Project:	CTO-WE01, Fentress PFAS Res. DW Investigation		Date Collected:	13-Feb-18 18:29	Date Received:	16-Feb-18 09:02				

Analyte	Conc. (ng/L)	DL	LOD	LOQ	Qualifiers	Batch	Extracted	Samp Size	Analyzed	Dilution
PFBS	ND	1.93	5.39	8.61		B8B0121	21-Feb-18	0.116 L	02-Mar-18 04:29	1
PFHxA	ND	2.34	5.39	8.61		B8B0121	21-Feb-18	0.116 L	02-Mar-18 04:29	1
PFHpA	ND	0.636	5.39	8.61		B8B0121	21-Feb-18	0.116 L	02-Mar-18 04:29	1
PFHxS	ND	1.02	5.39	8.61		B8B0121	21-Feb-18	0.116 L	02-Mar-18 04:29	1
PFOA	2.82	0.700	5.39	8.61	J	B8B0121	21-Feb-18	0.116 L	02-Mar-18 04:29	1
PFOS	ND	0.868	5.39	8.61		B8B0121	21-Feb-18	0.116 L	02-Mar-18 04:29	1
PFNA	ND	0.871	5.39	8.61		B8B0121	21-Feb-18	0.116 L	02-Mar-18 04:29	1
PFDA	ND	1.60	5.39	8.61		B8B0121	21-Feb-18	0.116 L	02-Mar-18 04:29	1
MeFOSAA	ND	1.77	5.39	8.61		B8B0121	21-Feb-18	0.116 L	02-Mar-18 04:29	1
PFUnA	ND	1.13	5.39	8.61		B8B0121	21-Feb-18	0.116 L	02-Mar-18 04:29	1
EtFOSAA	ND	1.47	5.39	8.61		B8B0121	21-Feb-18	0.116 L	02-Mar-18 04:29	1
PFDoA	ND	0.852	5.39	8.61		B8B0121	21-Feb-18	0.116 L	02-Mar-18 04:29	1
PFTrDA	ND	0.531	5.39	8.61		B8B0121	21-Feb-18	0.116 L	02-Mar-18 04:29	1
PFTeDA	ND	0.812	5.39	8.61		B8B0121	21-Feb-18	0.116 L	02-Mar-18 04:29	1

Labeled Standards	Type	% Recovery	Limits	Qualifiers	Batch	Extracted	Samp Size	Analyzed	Dilution
13C3-PFBS	IS	114	50 - 150		B8B0121	21-Feb-18	0.116 L	02-Mar-18 04:29	1
13C2-PFHxA	IS	94.8	50 - 150		B8B0121	21-Feb-18	0.116 L	02-Mar-18 04:29	1
13C4-PFHpA	IS	98.1	50 - 150		B8B0121	21-Feb-18	0.116 L	02-Mar-18 04:29	1
18O2-PFHxS	IS	98.9	50 - 150		B8B0121	21-Feb-18	0.116 L	02-Mar-18 04:29	1
13C2-PFOA	IS	79.2	50 - 150		B8B0121	21-Feb-18	0.116 L	02-Mar-18 04:29	1
13C8-PFOS	IS	116	50 - 150		B8B0121	21-Feb-18	0.116 L	02-Mar-18 04:29	1
13C5-PFNA	IS	82.8	50 - 150		B8B0121	21-Feb-18	0.116 L	02-Mar-18 04:29	1
13C2-PFDA	IS	74.5	50 - 150		B8B0121	21-Feb-18	0.116 L	02-Mar-18 04:29	1
d3-MeFOSAA	IS	69.4	50 - 150		B8B0121	21-Feb-18	0.116 L	02-Mar-18 04:29	1
13C2-PFUnA	IS	93.3	50 - 150		B8B0121	21-Feb-18	0.116 L	02-Mar-18 04:29	1
d5-EtFOSAA	IS	83.6	50 - 150		B8B0121	21-Feb-18	0.116 L	02-Mar-18 04:29	1
13C2-PFDoA	IS	72.7	50 - 150		B8B0121	21-Feb-18	0.116 L	02-Mar-18 04:29	1
13C2-PFTeDA	IS	83.1	50 - 150		B8B0121	21-Feb-18	0.116 L	02-Mar-18 04:29	1

DL - Detection Limit

LOD - Limit of Detection  
LOQ - Limit of quantitation

LCL-UCL- Lower control limit - upper control limit  
Results reported to the DL.

When reported, PFHxS, PFOA and PFOS include both linear and branched isomers.  
Only the linear isomer is reported for all other analytes.

**Sample ID: OF-FB37-0218**

**Modified EPA Method 537**

Client Data					Laboratory Data					
Name:	CH2M Hill	Matrix:	Drinking Water		Lab Sample:	1800327-13	Column:	BEH C18		
Project:	CTO-WE01, Fentress PFAS Res. DW Investigation		Date Collected:	13-Feb-18 18:30	Date Received:	16-Feb-18 09:02				

Analyte	Conc. (ng/L)	DL	LOD	LOQ	Qualifiers	Batch	Extracted	Samp Size	Analyzed	Dilution
PFBS	ND	1.92	5.34	8.58		B8B0121	21-Feb-18	0.117 L	02-Mar-18 04:41	1
PFHxA	ND	2.34	5.34	8.58		B8B0121	21-Feb-18	0.117 L	02-Mar-18 04:41	1
PFHpA	ND	0.634	5.34	8.58		B8B0121	21-Feb-18	0.117 L	02-Mar-18 04:41	1
PFHxS	ND	1.02	5.34	8.58		B8B0121	21-Feb-18	0.117 L	02-Mar-18 04:41	1
PFOA	ND	0.698	5.34	8.58		B8B0121	21-Feb-18	0.117 L	02-Mar-18 04:41	1
PFOS	ND	0.866	5.34	8.58		B8B0121	21-Feb-18	0.117 L	02-Mar-18 04:41	1
PFNA	ND	0.869	5.34	8.58		B8B0121	21-Feb-18	0.117 L	02-Mar-18 04:41	1
PFDA	ND	1.60	5.34	8.58		B8B0121	21-Feb-18	0.117 L	02-Mar-18 04:41	1
MeFOSAA	ND	1.77	5.34	8.58		B8B0121	21-Feb-18	0.117 L	02-Mar-18 04:41	1
PFUnA	ND	1.13	5.34	8.58		B8B0121	21-Feb-18	0.117 L	02-Mar-18 04:41	1
EtFOSAA	ND	1.47	5.34	8.58		B8B0121	21-Feb-18	0.117 L	02-Mar-18 04:41	1
PFDoA	ND	0.850	5.34	8.58		B8B0121	21-Feb-18	0.117 L	02-Mar-18 04:41	1
PFTrDA	ND	0.530	5.34	8.58		B8B0121	21-Feb-18	0.117 L	02-Mar-18 04:41	1
PFTeDA	ND	0.810	5.34	8.58		B8B0121	21-Feb-18	0.117 L	02-Mar-18 04:41	1

Labeled Standards	Type	% Recovery	Limits	Qualifiers	Batch	Extracted	Samp Size	Analyzed	Dilution
13C3-PFBS	IS	83.5	50 - 150		B8B0121	21-Feb-18	0.117 L	02-Mar-18 04:41	1
13C2-PFHxA	IS	92.1	50 - 150		B8B0121	21-Feb-18	0.117 L	02-Mar-18 04:41	1
13C4-PFHpA	IS	89.3	50 - 150		B8B0121	21-Feb-18	0.117 L	02-Mar-18 04:41	1
18O2-PFHxS	IS	95.7	50 - 150		B8B0121	21-Feb-18	0.117 L	02-Mar-18 04:41	1
13C2-PFOA	IS	91.5	50 - 150		B8B0121	21-Feb-18	0.117 L	02-Mar-18 04:41	1
13C8-PFOS	IS	110	50 - 150		B8B0121	21-Feb-18	0.117 L	02-Mar-18 04:41	1
13C5-PFNA	IS	74.5	50 - 150		B8B0121	21-Feb-18	0.117 L	02-Mar-18 04:41	1
13C2-PFDA	IS	80.9	50 - 150		B8B0121	21-Feb-18	0.117 L	02-Mar-18 04:41	1
d3-MeFOSAA	IS	58.6	50 - 150		B8B0121	21-Feb-18	0.117 L	02-Mar-18 04:41	1
13C2-PFUnA	IS	77.0	50 - 150		B8B0121	21-Feb-18	0.117 L	02-Mar-18 04:41	1
d5-EtFOSAA	IS	70.8	50 - 150		B8B0121	21-Feb-18	0.117 L	02-Mar-18 04:41	1
13C2-PFDoA	IS	70.1	50 - 150		B8B0121	21-Feb-18	0.117 L	02-Mar-18 04:41	1
13C2-PFTeDA	IS	90.6	50 - 150		B8B0121	21-Feb-18	0.117 L	02-Mar-18 04:41	1

DL - Detection Limit

LOD - Limit of Detection  
LOQ - Limit of quantitation

LCL-UCL- Lower control limit - upper control limit  
Results reported to the DL.

When reported, PFHxS, PFOA and PFOS include both linear and branched isomers.  
Only the linear isomer is reported for all other analytes.

## **DATA QUALIFIERS & ABBREVIATIONS**

<b>B</b>	<b>This compound was also detected in the method blank.</b>
<b>D</b>	<b>Dilution</b>
<b>E</b>	<b>The associated compound concentration exceeded the calibration range of the instrument.</b>
<b>H</b>	<b>Recovery and/or RPD was outside laboratory acceptance limits.</b>
<b>I</b>	<b>Chemical Interference</b>
<b>J</b>	<b>The amount detected is below the Reporting Limit/LOQ.</b>
<b>M</b>	<b>Estimated Maximum Possible Concentration. (CA Region 2 projects only)</b>
<b>*</b>	<b>See Cover Letter</b>
<b>Conc.</b>	<b>Concentration</b>
<b>NA</b>	<b>Not applicable</b>
<b>ND</b>	<b>Not Detected</b>
<b>TEQ</b>	<b>Toxic Equivalency</b>
<b>U</b>	<b>Not Detected (specific projects only)</b>

**Unless otherwise noted, solid sample results are reported in dry weight. Tissue samples are reported in wet weight.**

## CERTIFICATIONS

<b>Accrediting Authority</b>	<b>Certificate Number</b>
Alaska Department of Environmental Conservation	17-013
Arkansas Department of Environmental Quality	17-015-0
California Department of Health – ELAP	2892
DoD ELAP - A2LA Accredited - ISO/IEC 17025:2005	3091.01
Florida Department of Health	E87777-18
Hawaii Department of Health	N/A
Louisiana Department of Environmental Quality	01977
Maine Department of Health	2016026
Minnesota Department of Health	1322288
New Hampshire Environmental Accreditation Program	207717
New Jersey Department of Environmental Protection	CA003
New York Department of Health	11411
Oregon Laboratory Accreditation Program	4042-008
Pennsylvania Department of Environmental Protection	014
Texas Commission on Environmental Quality	T104704189-17-8
Virginia Department of General Services	9077
Washington Department of Ecology	C584
Wisconsin Department of Natural Resources	998036160

*Current certificates and lists of licensed parameters are located in the Quality Assurance office and are available upon request.*



# CHAIN OF CUSTODY

*For Laboratory Use Only*  
 Work Order #: 1800327 Temp: 0.6 °C  
 Storage ID: WR-2 Storage Secured Yes  No

Project ID: CTO-WE01, Fentress PFAS Residential DW Investigation  
 PO#: 10006-7-105444 Sampler: K. SMITH / C. OSTMAN  
 (name)

TAT (check one):  
 Standard  21 days  
 Rush (surcharge may apply)  
 14 days  7 days Specify: \_\_\_\_\_

Invoice to: Name: Andrew Lairson Company: CH2M Address: 5701 Cleveland Street, Suite 200 City: Virginia Beach State: Virginia Ph#: 757-671-6297 Fax#: \_\_\_\_\_

Relinquished by (printed name and signature): Kathryn Smith Date: 2/15/18 Time: 1900  
 Received by (printed name and signature): B. Benedict Date: 02/16/18 Time: 0944

SHIP TO: Vista Analytical Laboratory  
 1104 Windfield Way  
 El Dorado Hills, CA 95762  
 (916) 673-1520 \* Fax (916) 673-0106  
 ATTN: Martha Maier

Method of Shipment: FEDEX  
 Add Analysis(es) Requested: \_\_\_\_\_  
 Container(s): \_\_\_\_\_  
 Tracking No.: \_\_\_\_\_

Sample ID	Date	Time	Location/Sample Description	Quantity	Type	Matrix	Add Analysis(es) Requested				Comments
							PF04/PF05	UCMR3 PFAS List 6	537 List: 14	Other: Please List Below	
OF-RW42A-0218	2-14-18	1000		2	P	DW			X		
OF-FB42C-0218	2-14-18	0919							X		
OF-FB42A-0218	2-14-18	1002							X		
OF-RW42B-0218	2-14-18	1044							X		
OF-FB42B-0218	2-14-18	1052							X		
OF-RW44-0218	2-14-18	1129							X		
OF-FB44-0218	2-14-18	1136							X		
OF-RW59-0218	2-14-18	1334							X		
OF-FB59-0218	2-14-18	1333							X		
OF-RW03-0218	2-15-18	1746							X		

Special Instructions/Comments: 14 DAY TAT  
Analysis of Drinking Water samples for PFAS (List of 14)

SEND DOCUMENTATION AND RESULTS TO:  
 Name: Andrew Lairson  
 Company: CH2M HILL Inc.  
 Address: 5701 Cleveland Street, Suite 200  
 City: Virginia Beach State: VA Zip: 23462  
 Phone: 757-671-6297 Fax: \_\_\_\_\_  
 Email: Andrew.Lairson@ch2m.com

Container Types: P= HDPE, PJ= HDPE Jar, O = Other  
 Bottle Preservation Type: T = Thiosulfate, TZ = Trizma:  
 Matrix Types: AQ = Aqueous, DW = Drinking Water, EF = Effluent, PP = Pulp/Paper, SD = Sediment, SL = Sludge, SO = Sol, WW = Wastewater, B = Blood/Serum, O = Other:





# CHAIN OF CUSTODY

**For Laboratory Use Only**  
 Work Order #: 1800327 Temp: 0.6 °C  
 Storage ID: WK-2 Storage Secured: Yes  No

Project ID: CTO-WE01, Fentress PFAS Residential DW Investigation PO#: 10006-7-105444 Sampler: K. SMITH / C. OSTMAN  
 (name)

TAT Standard:  21 days  
 (check one): Rush (surcharge may apply)  14 days  7 days Specify: \_\_\_\_\_

Invoice to: Name: Andrew Lairson Company: CH2M Address: 5701 Cleveland Street, Suite 200 City: Virginia Beach State: Virginia Ph#: 757-671-6297 Fax#: \_\_\_\_\_

Relinquished by (printed name and signature): Kathryn Smith Date: 2/15/18 Time: 1900 Received by (printed name and signature): B. Benedict Date: 02/16/18 Time: 0944  
 Relinquished by (printed name and signature): \_\_\_\_\_ Date: \_\_\_\_\_ Time: \_\_\_\_\_ Received by (printed name and signature): \_\_\_\_\_ Date: \_\_\_\_\_ Time: \_\_\_\_\_

SHIP TO: Vista Analytical Laboratory  
 1104 Windfield Way  
 El Dorado Hills, CA 95762  
 (916) 673-1520 \* Fax (916) 673-0106  
 Method of Shipment: FEDEX  
 ATTN: Martha Maier Tracking No: \_\_\_\_\_

Sample ID	Date	Time	Location/Sample Description	Add Analysis(es) Requested										Comments			
				Quantity	Type	Matrix	PFOM/PFOS	UCMR3 PFAS List 6	537 List 14	Full List of 26	Other Please List Below	Mod EPA Method 537	EPA Method 537(DW only)				
<u>OF-FB03-0218</u>	<u>2-15-18</u>	<u>1747</u>		<u>2</u>	<u>P</u>	<u>DW</u>					<u>X</u>						
<u>OF-RW37-0218</u>	<u>2/13/17</u>	<u>1829</u>		<u>2</u>	<u>P</u>	<u>DW</u>					<u>X</u>						
<u>OF-FB37-0218</u>	<u>2/13/17</u>	<u>1830</u>		<u>2</u>	<u>P</u>	<u>DW</u>					<u>X</u>						

Special Instructions/Comments: 14 DAY TAT  
Analysis of Drinking Water samples for PFAS (List of 14)

SEND DOCUMENTATION AND RESULTS TO:

Name: Andrew Lairson  
 Company: CH2M HILL Inc.  
 Address: 5701 Cleveland Street, Suite 200  
 City: Virginia Beach State: VA Zip: 23462  
 Phone: 757-671-6297 Fax: \_\_\_\_\_  
 Email: Andrew.Lairson@ch2m.com

Container Types: P= HDPE, PJ= HDPE Jar      Bottle Preservation Type: T = Thiosulfate,      Matrix Types: AQ = Aqueous, DW = Drinking Water, EF = Effluent, PP = Pulp/Paper, SD = Sediment,  
 O = Other      TZ = Trizma: \_\_\_\_\_      SL = Sludge, SO = Soil, WW = Wastewater, B = Blood/Serum, O = Other: \_\_\_\_\_

**Sample Log-in Checklist**

 Vista Work Order #: 1800327 TAT 14

<b>Samples Arrival:</b>	Date/Time <u>02/16/18 0902</u>	Initials: <u>BBB</u>	Location: <u>WR-2</u>
			Shelf/Rack: <u>NA</u>
<b>Logged In:</b>	Date/Time <u>02/16/18 1401</u>	Initials: <u>BBB</u>	Location: <u>WR-2</u>
			Shelf/Rack: <u>E3</u>
<b>Delivered By:</b>	<input checked="" type="checkbox"/> FedEx	<input type="checkbox"/> UPS	<input type="checkbox"/> On Trac
		<input type="checkbox"/> GSO	<input type="checkbox"/> DHL
		<input type="checkbox"/> Hand Delivered	<input type="checkbox"/> Other
<b>Preservation:</b>	<input checked="" type="checkbox"/> Ice	<input type="checkbox"/> Blue Ice	<input type="checkbox"/> Dry Ice
	<input type="checkbox"/> None		
<b>Temp °C:</b> <u>0.7</u> (uncorrected)	<b>Time:</b> <u>0942</u>		<b>Thermometer ID:</b> IR-4
<b>Temp °C:</b> <u>0.6</u> (corrected)	<b>Probe used:</b> Yes <input type="checkbox"/> No <input checked="" type="checkbox"/>		

	YES	NO	NA
Adequate Sample Volume Received?	<input checked="" type="checkbox"/>	<input type="checkbox"/>	<input type="checkbox"/>
Holding Time Acceptable?	<input checked="" type="checkbox"/>	<input type="checkbox"/>	<input type="checkbox"/>
Shipping Container(s) Intact?	<input checked="" type="checkbox"/>	<input type="checkbox"/>	<input type="checkbox"/>
Shipping Custody Seals Intact?	<input checked="" type="checkbox"/>	<input type="checkbox"/>	<input type="checkbox"/>
Shipping Documentation Present?	<input checked="" type="checkbox"/>	<input type="checkbox"/>	<input type="checkbox"/>
Airbill <u>1of3</u> Trk # <u>7714 9767 3692</u>	<input checked="" type="checkbox"/>	<input type="checkbox"/>	<input type="checkbox"/>
Sample Container Intact?	<input checked="" type="checkbox"/>	<input type="checkbox"/>	<input type="checkbox"/>
Sample Custody Seals Intact?	<input type="checkbox"/>	<input type="checkbox"/>	<input checked="" type="checkbox"/>
Chain of Custody / Sample Documentation Present?	<input checked="" type="checkbox"/>	<input type="checkbox"/>	<input type="checkbox"/>
COC Anomaly/Sample Acceptance Form completed?	<input type="checkbox"/>	<input checked="" type="checkbox"/>	<input checked="" type="checkbox"/>
If Chlorinated or Drinking Water Samples, Acceptable Preservation?			
Preservation Documented:	<input type="checkbox"/> Na <sub>2</sub> S <sub>2</sub> O <sub>3</sub>	<input type="checkbox"/> Trizma	<input checked="" type="checkbox"/> None
	<input type="checkbox"/> Yes	<input type="checkbox"/> No	<input checked="" type="checkbox"/> NA
Shipping Container	<input checked="" type="checkbox"/> Vista	<input type="checkbox"/> Client	<input checked="" type="checkbox"/> Retain
	<input type="checkbox"/> Return	<input type="checkbox"/> Dispose	

Comments:

March 12, 2018

**Vista Work Order No. 1800327**

Ms. Tiffany Hill  
CH2M Hill  
1100 NE Circle Blvd. Suite 300  
Corvallis, OR 97330

Dear Ms. Hill,

Enclosed are the results for the sample set received at Vista Analytical Laboratory on February 16, 2018. This sample set was analyzed on a rush turn-around time, under your Project Name 'CTO-WE01, Fentress PFAS Res. DW Investigation'.

Vista Analytical Laboratory is committed to serving you effectively. If you require additional information, please contact me at 916-673-1520 or by email at [mmaier@vista-analytical.com](mailto:mmaier@vista-analytical.com).

Thank you for choosing Vista as part of your analytical support team.

Sincerely,

Martha Maier  
Laboratory Director



*Vista Analytical Laboratory certifies that the report herein meets all the requirements set forth by NELAP for those applicable test methods. Results relate only to the samples as received by the laboratory. This report should not be reproduced except in full without the written approval of Vista.*

**Vista Work Order No. 1800327**

**Case Narrative**

**Sample Condition on Receipt:**

Thirteen drinking water samples were received in good condition and within the method temperature requirements. The samples were received and stored securely in accordance with Vista standard operating procedures and EPA methodology.

**Analytical Notes:**

**Modified EPA Method 537**

Samples "OF-RW42A-0218", "OF-RW42B-0218" and "OF-RW59-0218" contained particulate and were centrifuged prior to extraction.

The samples were extracted and analyzed for a selected list of PFAS using Modified EPA Method 537.

**Holding Times**

The samples were extracted and analyzed within the method hold times.

**Quality Control**

The Initial Calibration and Continuing Calibration Verifications met the method acceptance criteria.

A Method Blank and Laboratory Control Sample (LCS)/Laboratory Control Sample Duplicate (LCSD) were extracted and analyzed with the preparation batch. No analytes were detected in the Method Blank above 1/2 of the LOQ concentrations. The LCS/LCSD recoveries were within the acceptance criteria.

The labeled standard recoveries for all QC and field samples were within the acceptance criteria.

## TABLE OF CONTENTS

Case Narrative.....	1
Table of Contents.....	3
Sample Inventory.....	4
Analytical Results.....	5
Qualifiers.....	21
Certifications.....	22
Sample Receipt.....	23
Extraction Information.....	26
Sample Data - Modified EPA Method 537.....	30
IIS Areas, IBs and CCVs.....	159
ICAL with ICV and IB.....	273

# Sample Inventory Report

Vista Sample ID	Client Sample ID	Sampled	Received	Components/Containers
1800327-01	OF-RW42A-0218	14-Feb-18 10:00	16-Feb-18 09:02	HDPE Bottle, 125 mL HDPE Bottle, 125 mL
1800327-02	OF-FB42C-0218	14-Feb-18 09:19	16-Feb-18 09:02	HDPE Bottle, 125 mL HDPE Bottle, 125 mL
1800327-03	OF-FB42A-0218	14-Feb-18 10:02	16-Feb-18 09:02	HDPE Bottle, 125 mL HDPE Bottle, 125 mL
1800327-04	OF-RW42B-0218	14-Feb-18 10:44	16-Feb-18 09:02	HDPE Bottle, 125 mL HDPE Bottle, 125 mL
1800327-05	OF-FB42B-0218	14-Feb-18 10:52	16-Feb-18 09:02	HDPE Bottle, 125 mL HDPE Bottle, 125 mL
1800327-06	OF-RW44-0218	14-Feb-18 11:29	16-Feb-18 09:02	HDPE Bottle, 125 mL HDPE Bottle, 125 mL
1800327-07	OF-FB44-0218	14-Feb-18 11:36	16-Feb-18 09:02	HDPE Bottle, 125 mL HDPE Bottle, 125 mL
1800327-08	OF-RW59-0218	14-Feb-18 13:34	16-Feb-18 09:02	HDPE Bottle, 125 mL HDPE Bottle, 125 mL
1800327-09	OF-FB59-0218	14-Feb-18 13:38	16-Feb-18 09:02	HDPE Bottle, 125 mL HDPE Bottle, 125 mL
1800327-10	OF-RW03-0218	15-Feb-18 17:46	16-Feb-18 09:02	HDPE Bottle, 125 mL HDPE Bottle, 125 mL
1800327-11	OF-FB03-0218	15-Feb-18 17:47	16-Feb-18 09:02	HDPE Bottle, 125 mL HDPE Bottle, 125 mL
1800327-12	OF-RW37-0218	13-Feb-18 18:29	16-Feb-18 09:02	HDPE Bottle, 125 mL HDPE Bottle, 125 mL
1800327-13	OF-FB37-0218	13-Feb-18 18:30	16-Feb-18 09:02	HDPE Bottle, 125 mL HDPE Bottle, 125 mL

## **ANALYTICAL RESULTS**

**Sample ID: Method Blank**

**Modified EPA Method 537**

Client Data				Laboratory Data			
Name:	CH2M Hill	Matrix:	Aqueous	Lab Sample:	B8B0121-BLK1	Column:	BEH C18
Project:	CTO-WE01, Fentress PFAS Res. DW Investigation						

Analyte	Conc. (ng/L)	DL	LOD	LOQ	Qualifiers	Batch	Extracted	Samp Size	Analyzed	Dilution
PFBS	ND	1.79	5.00	8.00		B8B0121	21-Feb-18	0.125 L	01-Mar-18 05:09	1
PFHxA	ND	2.18	5.00	8.00		B8B0121	21-Feb-18	0.125 L	01-Mar-18 05:09	1
PFHpA	ND	0.591	5.00	8.00		B8B0121	21-Feb-18	0.125 L	01-Mar-18 05:09	1
PFHxS	ND	0.947	5.00	8.00		B8B0121	21-Feb-18	0.125 L	01-Mar-18 05:09	1
PFOA	ND	0.651	5.00	8.00		B8B0121	21-Feb-18	0.125 L	01-Mar-18 05:09	1
PFOS	ND	0.807	5.00	8.00		B8B0121	21-Feb-18	0.125 L	01-Mar-18 05:09	1
PFNA	ND	0.810	5.00	8.00		B8B0121	21-Feb-18	0.125 L	01-Mar-18 05:09	1
PFDA	ND	1.49	5.00	8.00		B8B0121	21-Feb-18	0.125 L	01-Mar-18 05:09	1
MeFOSAA	ND	1.65	5.00	8.00		B8B0121	21-Feb-18	0.125 L	01-Mar-18 05:09	1
PFUnA	ND	1.05	5.00	8.00		B8B0121	21-Feb-18	0.125 L	01-Mar-18 05:09	1
EtFOSAA	ND	1.37	5.00	8.00		B8B0121	21-Feb-18	0.125 L	01-Mar-18 05:09	1
PFDoA	ND	0.792	5.00	8.00		B8B0121	21-Feb-18	0.125 L	01-Mar-18 05:09	1
PFTrDA	ND	0.494	5.00	8.00		B8B0121	21-Feb-18	0.125 L	01-Mar-18 05:09	1
PFTeDA	ND	0.755	5.00	8.00		B8B0121	21-Feb-18	0.125 L	01-Mar-18 05:09	1

Labeled Standards	Type	% Recovery	Limits	Qualifiers	Batch	Extracted	Samp Size	Analyzed	Dilution
13C3-PFBS	IS	98.2	50 - 150		B8B0121	21-Feb-18	0.125 L	01-Mar-18 05:09	1
13C2-PFHxA	IS	92.0	50 - 150		B8B0121	21-Feb-18	0.125 L	01-Mar-18 05:09	1
13C4-PFHpA	IS	92.0	50 - 150		B8B0121	21-Feb-18	0.125 L	01-Mar-18 05:09	1
18O2-PFHxS	IS	98.6	50 - 150		B8B0121	21-Feb-18	0.125 L	01-Mar-18 05:09	1
13C2-PFOA	IS	113	50 - 150		B8B0121	21-Feb-18	0.125 L	01-Mar-18 05:09	1
13C8-PFOS	IS	93.5	50 - 150		B8B0121	21-Feb-18	0.125 L	01-Mar-18 05:09	1
13C5-PFNA	IS	90.0	50 - 150		B8B0121	21-Feb-18	0.125 L	01-Mar-18 05:09	1
13C2-PFDA	IS	75.7	50 - 150		B8B0121	21-Feb-18	0.125 L	01-Mar-18 05:09	1
d3-MeFOSAA	IS	50.9	50 - 150		B8B0121	21-Feb-18	0.125 L	01-Mar-18 05:09	1
13C2-PFUnA	IS	65.1	50 - 150		B8B0121	21-Feb-18	0.125 L	01-Mar-18 05:09	1
d5-EtFOSAA	IS	51.2	50 - 150		B8B0121	21-Feb-18	0.125 L	01-Mar-18 05:09	1
13C2-PFDoA	IS	50.6	50 - 150		B8B0121	21-Feb-18	0.125 L	01-Mar-18 05:09	1
13C2-PFTeDA	IS	65.6	50 - 150		B8B0121	21-Feb-18	0.125 L	01-Mar-18 05:09	1

DL - Detection Limit

LOD - Limit of Detection  
LOQ - Limit of quantitation

LCL-UCL- Lower control limit - upper control limit  
Results reported to the DL.

When reported, PFHxS, PFOA and PFOS include both linear and branched isomers.  
Only the linear isomer is reported for all other analytes.



LCS/LCSD Results

Modified EPA Method 537

Matrix: Aqueous  
Sample Size: 0.125 L

QC Batch: B8B0121  
Date Extracted: 21-Feb-2018 13:35

Lab Sample: B8B0121-BS1/B8B0121-BSD1  
Date Analyzed: 01-Mar-18 05:32 Column: BEH C18  
01-Mar-18 05:21 Column: BEH C18

Analyte	LCS-%R	LCSD-%R	RPD	Labeled Standard	LCS-%R	LCSD-%R
PFBS	103	104	1.47	IS 13C3-PFBS	132	115
PFHxA	102	99.6	1.92	IS 13C2-PFHxA	101	104
PFHpA	114	113	0.415	IS 13C4-PFHpA	109	103
PFHxS	96.5	94.7	1.86	IS 18O2-PFHxS	87.1	106
PFOA	100	112	10.6	IS 13C2-PFOA	107	101
PFOS	106	125	16.9	IS 13C8-PFOS	90.6	81.2
PFNA	118	103	13.6	IS 13C5-PFNA	93.6	80.7
PFDA	96.0	87.0	9.90	IS 13C2-PFDA	76.3	70.7
MeFOSAA	121	100	19.1	IS d3-MeFOSAA	82.5	54.1
PFUnA	123	83.0	38.5	IS 13C2-PFUnA	67.0	68.5
EtFOSAA	118	113	4.96	IS d5-EtFOSAA	78.2	60.9
PFDoA	125	89.4	33.0	IS 13C2-PFDoA	79.0	60.2
PFTTrDA	111	111	0.337	IS 13C2-PFTeDA	82.8	72.6
PFTeDA	110	100	9.46			

LCL-UCL - Lower control limit - upper control limit

**Sample ID: OF-RW42A-0218**

**Modified EPA Method 537**

Client Data					Laboratory Data					
Name:	CH2M Hill	Matrix:	Drinking Water		Lab Sample:	1800327-01	Column:	BEH C18		
Project:	CTO-WE01, Fentress PFAS Res. DW Investigation		Date Collected:	14-Feb-18 10:00	Date Received:	16-Feb-18 09:02				

Analyte	Conc. (ng/L)	DL	LOD	LOQ	Qualifiers	Batch	Extracted	Samp Size	Analyzed	Dilution
PFBS	ND	2.05	5.73	9.17		B8B0121	21-Feb-18	0.109 L	01-Mar-18 05:44	1
PFHxA	ND	2.50	5.73	9.17		B8B0121	21-Feb-18	0.109 L	01-Mar-18 05:44	1
PFHpA	ND	0.678	5.73	9.17		B8B0121	21-Feb-18	0.109 L	01-Mar-18 05:44	1
PFHxS	7.48	1.09	5.73	9.17	J	B8B0121	21-Feb-18	0.109 L	01-Mar-18 05:44	1
PFOA	0.977	0.746	5.73	9.17	J	B8B0121	21-Feb-18	0.109 L	01-Mar-18 05:44	1
PFOS	ND	0.925	5.73	9.17		B8B0121	21-Feb-18	0.109 L	01-Mar-18 05:44	1
PFNA	ND	0.929	5.73	9.17		B8B0121	21-Feb-18	0.109 L	01-Mar-18 05:44	1
PFDA	ND	1.71	5.73	9.17		B8B0121	21-Feb-18	0.109 L	01-Mar-18 05:44	1
MeFOSAA	ND	1.89	5.73	9.17		B8B0121	21-Feb-18	0.109 L	01-Mar-18 05:44	1
PFUnA	ND	1.20	5.73	9.17		B8B0121	21-Feb-18	0.109 L	01-Mar-18 05:44	1
EtFOSAA	ND	1.57	5.73	9.17		B8B0121	21-Feb-18	0.109 L	01-Mar-18 05:44	1
PFDoA	ND	0.908	5.73	9.17		B8B0121	21-Feb-18	0.109 L	01-Mar-18 05:44	1
PFTrDA	ND	0.566	5.73	9.17		B8B0121	21-Feb-18	0.109 L	01-Mar-18 05:44	1
PFTeDA	ND	0.866	5.73	9.17		B8B0121	21-Feb-18	0.109 L	01-Mar-18 05:44	1

Labeled Standards	Type	% Recovery	Limits	Qualifiers	Batch	Extracted	Samp Size	Analyzed	Dilution
13C3-PFBS	IS	87.2	50 - 150		B8B0121	21-Feb-18	0.109 L	01-Mar-18 05:44	1
13C2-PFHxA	IS	91.8	50 - 150		B8B0121	21-Feb-18	0.109 L	01-Mar-18 05:44	1
13C4-PFHpA	IS	91.2	50 - 150		B8B0121	21-Feb-18	0.109 L	01-Mar-18 05:44	1
18O2-PFHxS	IS	93.3	50 - 150		B8B0121	21-Feb-18	0.109 L	01-Mar-18 05:44	1
13C2-PFOA	IS	86.2	50 - 150		B8B0121	21-Feb-18	0.109 L	01-Mar-18 05:44	1
13C8-PFOS	IS	89.7	50 - 150		B8B0121	21-Feb-18	0.109 L	01-Mar-18 05:44	1
13C5-PFNA	IS	89.3	50 - 150		B8B0121	21-Feb-18	0.109 L	01-Mar-18 05:44	1
13C2-PFDA	IS	87.0	50 - 150		B8B0121	21-Feb-18	0.109 L	01-Mar-18 05:44	1
d3-MeFOSAA	IS	72.1	50 - 150		B8B0121	21-Feb-18	0.109 L	01-Mar-18 05:44	1
13C2-PFUnA	IS	93.2	50 - 150		B8B0121	21-Feb-18	0.109 L	01-Mar-18 05:44	1
d5-EtFOSAA	IS	77.6	50 - 150		B8B0121	21-Feb-18	0.109 L	01-Mar-18 05:44	1
13C2-PFDoA	IS	98.7	50 - 150		B8B0121	21-Feb-18	0.109 L	01-Mar-18 05:44	1
13C2-PFTeDA	IS	85.9	50 - 150		B8B0121	21-Feb-18	0.109 L	01-Mar-18 05:44	1

DL - Detection Limit

LOD - Limit of Detection  
LOQ - Limit of quantitation

LCL-UCL- Lower control limit - upper control limit  
Results reported to the DL.

When reported, PFHxS, PFOA and PFOS include both linear and branched isomers.  
Only the linear isomer is reported for all other analytes.

**Sample ID: OF-FB42C-0218**

**Modified EPA Method 537**

Client Data					Laboratory Data					
Name:	CH2M Hill	Matrix:	Drinking Water		Lab Sample:	1800327-02	Column:	BEH C18		
Project:	CTO-WE01, Fentress PFAS Res. DW Investigation		Date Collected:	14-Feb-18 09:19	Date Received:	16-Feb-18 09:02				

Analyte	Conc. (ng/L)	DL	LOD	LOQ	Qualifiers	Batch	Extracted	Samp Size	Analyzed	Dilution
PFBS	ND	1.90	5.30	8.47		B8B0121	21-Feb-18	0.118 L	01-Mar-18 05:55	1
PFHxA	ND	2.31	5.30	8.47		B8B0121	21-Feb-18	0.118 L	01-Mar-18 05:55	1
PFHpA	ND	0.626	5.30	8.47		B8B0121	21-Feb-18	0.118 L	01-Mar-18 05:55	1
PFHxS	ND	1.00	5.30	8.47		B8B0121	21-Feb-18	0.118 L	01-Mar-18 05:55	1
PFOA	ND	0.690	5.30	8.47		B8B0121	21-Feb-18	0.118 L	01-Mar-18 05:55	1
PFOS	ND	0.855	5.30	8.47		B8B0121	21-Feb-18	0.118 L	01-Mar-18 05:55	1
PFNA	ND	0.858	5.30	8.47		B8B0121	21-Feb-18	0.118 L	01-Mar-18 05:55	1
PFDA	ND	1.58	5.30	8.47		B8B0121	21-Feb-18	0.118 L	01-Mar-18 05:55	1
MeFOSAA	ND	1.75	5.30	8.47		B8B0121	21-Feb-18	0.118 L	01-Mar-18 05:55	1
PFUnA	ND	1.11	5.30	8.47		B8B0121	21-Feb-18	0.118 L	01-Mar-18 05:55	1
EtFOSAA	ND	1.45	5.30	8.47		B8B0121	21-Feb-18	0.118 L	01-Mar-18 05:55	1
PFDoA	ND	0.839	5.30	8.47		B8B0121	21-Feb-18	0.118 L	01-Mar-18 05:55	1
PFTrDA	ND	0.523	5.30	8.47		B8B0121	21-Feb-18	0.118 L	01-Mar-18 05:55	1
PFTeDA	ND	0.800	5.30	8.47		B8B0121	21-Feb-18	0.118 L	01-Mar-18 05:55	1

Labeled Standards	Type	% Recovery	Limits	Qualifiers	Batch	Extracted	Samp Size	Analyzed	Dilution
13C3-PFBS	IS	93.7	50 - 150		B8B0121	21-Feb-18	0.118 L	01-Mar-18 05:55	1
13C2-PFHxA	IS	97.9	50 - 150		B8B0121	21-Feb-18	0.118 L	01-Mar-18 05:55	1
13C4-PFHpA	IS	90.4	50 - 150		B8B0121	21-Feb-18	0.118 L	01-Mar-18 05:55	1
18O2-PFHxS	IS	87.3	50 - 150		B8B0121	21-Feb-18	0.118 L	01-Mar-18 05:55	1
13C2-PFOA	IS	82.5	50 - 150		B8B0121	21-Feb-18	0.118 L	01-Mar-18 05:55	1
13C8-PFOS	IS	77.6	50 - 150		B8B0121	21-Feb-18	0.118 L	01-Mar-18 05:55	1
13C5-PFNA	IS	78.2	50 - 150		B8B0121	21-Feb-18	0.118 L	01-Mar-18 05:55	1
13C2-PFDA	IS	70.4	50 - 150		B8B0121	21-Feb-18	0.118 L	01-Mar-18 05:55	1
d3-MeFOSAA	IS	61.0	50 - 150		B8B0121	21-Feb-18	0.118 L	01-Mar-18 05:55	1
13C2-PFUnA	IS	68.3	50 - 150		B8B0121	21-Feb-18	0.118 L	01-Mar-18 05:55	1
d5-EtFOSAA	IS	74.0	50 - 150		B8B0121	21-Feb-18	0.118 L	01-Mar-18 05:55	1
13C2-PFDoA	IS	64.8	50 - 150		B8B0121	21-Feb-18	0.118 L	01-Mar-18 05:55	1
13C2-PFTeDA	IS	83.8	50 - 150		B8B0121	21-Feb-18	0.118 L	01-Mar-18 05:55	1

DL - Detection Limit

LOD - Limit of Detection  
LOQ - Limit of quantitation

LCL-UCL- Lower control limit - upper control limit  
Results reported to the DL.

When reported, PFHxS, PFOA and PFOS include both linear and branched isomers.  
Only the linear isomer is reported for all other analytes.

**Sample ID: OF-FB42A-0218**

**Modified EPA Method 537**

Client Data					Laboratory Data					
Name:	CH2M Hill	Matrix:	Drinking Water		Lab Sample:	1800327-03	Column:	BEH C18		
Project:	CTO-WE01, Fentress PFAS Res. DW Investigation		Date Collected:	14-Feb-18 10:02	Date Received:	16-Feb-18 09:02				

Analyte	Conc. (ng/L)	DL	LOD	LOQ	Qualifiers	Batch	Extracted	Samp Size	Analyzed	Dilution
PFBS	ND	1.87	5.25	8.37		B8B0121	21-Feb-18	0.119 L	01-Mar-18 06:07	1
PFHxA	ND	2.28	5.25	8.37		B8B0121	21-Feb-18	0.119 L	01-Mar-18 06:07	1
PFHpA	ND	0.618	5.25	8.37		B8B0121	21-Feb-18	0.119 L	01-Mar-18 06:07	1
PFHxS	1.85	0.991	5.25	8.37	J	B8B0121	21-Feb-18	0.119 L	01-Mar-18 06:07	1
PFOA	ND	0.681	5.25	8.37		B8B0121	21-Feb-18	0.119 L	01-Mar-18 06:07	1
PFOS	ND	0.844	5.25	8.37		B8B0121	21-Feb-18	0.119 L	01-Mar-18 06:07	1
PFNA	ND	0.848	5.25	8.37		B8B0121	21-Feb-18	0.119 L	01-Mar-18 06:07	1
PFDA	ND	1.56	5.25	8.37		B8B0121	21-Feb-18	0.119 L	01-Mar-18 06:07	1
MeFOSAA	ND	1.73	5.25	8.37		B8B0121	21-Feb-18	0.119 L	01-Mar-18 06:07	1
PFUnA	ND	1.10	5.25	8.37		B8B0121	21-Feb-18	0.119 L	01-Mar-18 06:07	1
EtFOSAA	ND	1.43	5.25	8.37		B8B0121	21-Feb-18	0.119 L	01-Mar-18 06:07	1
PFDoA	ND	0.829	5.25	8.37		B8B0121	21-Feb-18	0.119 L	01-Mar-18 06:07	1
PFTrDA	ND	0.517	5.25	8.37		B8B0121	21-Feb-18	0.119 L	01-Mar-18 06:07	1
PFTeDA	ND	0.790	5.25	8.37		B8B0121	21-Feb-18	0.119 L	01-Mar-18 06:07	1

Labeled Standards	Type	% Recovery	Limits	Qualifiers	Batch	Extracted	Samp Size	Analyzed	Dilution
13C3-PFBS	IS	113	50 - 150		B8B0121	21-Feb-18	0.119 L	01-Mar-18 06:07	1
13C2-PFHxA	IS	98.3	50 - 150		B8B0121	21-Feb-18	0.119 L	01-Mar-18 06:07	1
13C4-PFHpA	IS	93.8	50 - 150		B8B0121	21-Feb-18	0.119 L	01-Mar-18 06:07	1
18O2-PFHxS	IS	92.9	50 - 150		B8B0121	21-Feb-18	0.119 L	01-Mar-18 06:07	1
13C2-PFOA	IS	86.0	50 - 150		B8B0121	21-Feb-18	0.119 L	01-Mar-18 06:07	1
13C8-PFOS	IS	78.4	50 - 150		B8B0121	21-Feb-18	0.119 L	01-Mar-18 06:07	1
13C5-PFNA	IS	81.6	50 - 150		B8B0121	21-Feb-18	0.119 L	01-Mar-18 06:07	1
13C2-PFDA	IS	72.0	50 - 150		B8B0121	21-Feb-18	0.119 L	01-Mar-18 06:07	1
d3-MeFOSAA	IS	63.3	50 - 150		B8B0121	21-Feb-18	0.119 L	01-Mar-18 06:07	1
13C2-PFUnA	IS	51.3	50 - 150		B8B0121	21-Feb-18	0.119 L	01-Mar-18 06:07	1
d5-EtFOSAA	IS	69.7	50 - 150		B8B0121	21-Feb-18	0.119 L	01-Mar-18 06:07	1
13C2-PFDoA	IS	65.3	50 - 150		B8B0121	21-Feb-18	0.119 L	01-Mar-18 06:07	1
13C2-PFTeDA	IS	87.4	50 - 150		B8B0121	21-Feb-18	0.119 L	01-Mar-18 06:07	1

DL - Detection Limit

LOD - Limit of Detection  
LOQ - Limit of quantitation

LCL-UCL- Lower control limit - upper control limit  
Results reported to the DL.

When reported, PFHxS, PFOA and PFOS include both linear and branched isomers.  
Only the linear isomer is reported for all other analytes.

**Sample ID: OF-RW42B-0218**

**Modified EPA Method 537**

Client Data					Laboratory Data					
Name:	CH2M Hill	Matrix:	Drinking Water		Lab Sample:	1800327-04	Column:	BEH C18		
Project:	CTO-WE01, Fentress PFAS Res. DW Investigation		Date Collected:	14-Feb-18 10:44	Date Received:	16-Feb-18 09:02				

Analyte	Conc. (ng/L)	DL	LOD	LOQ	Qualifiers	Batch	Extracted	Samp Size	Analyzed	Dilution
PFBS	58.2	2.04	5.73	9.14		B8B0121	21-Feb-18	0.109 L	01-Mar-18 06:18	1
PFHxA	111	2.49	5.73	9.14		B8B0121	21-Feb-18	0.109 L	01-Mar-18 06:18	1
PFHpA	16.7	0.675	5.73	9.14		B8B0121	21-Feb-18	0.109 L	01-Mar-18 06:18	1
PFHxS	580	1.08	5.73	9.14		B8B0121	21-Feb-18	0.109 L	01-Mar-18 06:18	1
PFOA	266	0.744	5.73	9.14		B8B0121	21-Feb-18	0.109 L	01-Mar-18 06:18	1
PFOS	11.9	0.922	5.73	9.14		B8B0121	21-Feb-18	0.109 L	01-Mar-18 06:18	1
PFNA	ND	0.925	5.73	9.14		B8B0121	21-Feb-18	0.109 L	01-Mar-18 06:18	1
PFDA	ND	1.70	5.73	9.14		B8B0121	21-Feb-18	0.109 L	01-Mar-18 06:18	1
MeFOSAA	ND	1.88	5.73	9.14		B8B0121	21-Feb-18	0.109 L	01-Mar-18 06:18	1
PFOxA	ND	1.20	5.73	9.14		B8B0121	21-Feb-18	0.109 L	01-Mar-18 06:18	1
EtFOSAA	ND	1.56	5.73	9.14		B8B0121	21-Feb-18	0.109 L	01-Mar-18 06:18	1
PFOxA	ND	0.905	5.73	9.14		B8B0121	21-Feb-18	0.109 L	01-Mar-18 06:18	1
PFTeDA	ND	0.564	5.73	9.14		B8B0121	21-Feb-18	0.109 L	01-Mar-18 06:18	1
PFTeDA	ND	0.862	5.73	9.14		B8B0121	21-Feb-18	0.109 L	01-Mar-18 06:18	1

Labeled Standards	Type	% Recovery	Limits	Qualifiers	Batch	Extracted	Samp Size	Analyzed	Dilution
13C3-PFBS	IS	93.4	50 - 150		B8B0121	21-Feb-18	0.109 L	01-Mar-18 06:18	1
13C2-PFHxA	IS	90.0	50 - 150		B8B0121	21-Feb-18	0.109 L	01-Mar-18 06:18	1
13C4-PFHpA	IS	82.5	50 - 150		B8B0121	21-Feb-18	0.109 L	01-Mar-18 06:18	1
18O2-PFHxS	IS	100	50 - 150		B8B0121	21-Feb-18	0.109 L	01-Mar-18 06:18	1
13C2-PFOA	IS	78.8	50 - 150		B8B0121	21-Feb-18	0.109 L	01-Mar-18 06:18	1
13C8-PFOS	IS	94.4	50 - 150		B8B0121	21-Feb-18	0.109 L	01-Mar-18 06:18	1
13C5-PFNA	IS	78.6	50 - 150		B8B0121	21-Feb-18	0.109 L	01-Mar-18 06:18	1
13C2-PFDA	IS	88.8	50 - 150		B8B0121	21-Feb-18	0.109 L	01-Mar-18 06:18	1
d3-MeFOSAA	IS	72.6	50 - 150		B8B0121	21-Feb-18	0.109 L	01-Mar-18 06:18	1
13C2-PFOxA	IS	74.4	50 - 150		B8B0121	21-Feb-18	0.109 L	01-Mar-18 06:18	1
d5-EtFOSAA	IS	79.1	50 - 150		B8B0121	21-Feb-18	0.109 L	01-Mar-18 06:18	1
13C2-PFOxA	IS	65.5	50 - 150		B8B0121	21-Feb-18	0.109 L	01-Mar-18 06:18	1
13C2-PFTeDA	IS	86.0	50 - 150		B8B0121	21-Feb-18	0.109 L	01-Mar-18 06:18	1

DL - Detection Limit

LOD - Limit of Detection  
LOQ - Limit of quantitation

LCL-UCL- Lower control limit - upper control limit  
Results reported to the DL.

When reported, PFHxS, PFOA and PFOS include both linear and branched isomers.  
Only the linear isomer is reported for all other analytes.

**Sample ID: OF-FB42B-0218**

**Modified EPA Method 537**

Client Data					Laboratory Data					
Name:	CH2M Hill	Matrix:	Drinking Water		Lab Sample:	1800327-05	Column:	BEH C18		
Project:	CTO-WE01, Fentress PFAS Res. DW Investigation		Date Collected:	14-Feb-18 10:52	Date Received:	16-Feb-18 09:02				

Analyte	Conc. (ng/L)	DL	LOD	LOQ	Qualifiers	Batch	Extracted	Samp Size	Analyzed	Dilution
PFBS	ND	1.94	5.39	8.65		B8B0121	21-Feb-18	0.116 L	01-Mar-18 06:30	1
PFHxA	ND	2.36	5.39	8.65		B8B0121	21-Feb-18	0.116 L	01-Mar-18 06:30	1
PFHpA	ND	0.639	5.39	8.65		B8B0121	21-Feb-18	0.116 L	01-Mar-18 06:30	1
PFHxS	ND	1.02	5.39	8.65		B8B0121	21-Feb-18	0.116 L	01-Mar-18 06:30	1
PFOA	ND	0.704	5.39	8.65		B8B0121	21-Feb-18	0.116 L	01-Mar-18 06:30	1
PFOS	ND	0.873	5.39	8.65		B8B0121	21-Feb-18	0.116 L	01-Mar-18 06:30	1
PFNA	ND	0.876	5.39	8.65		B8B0121	21-Feb-18	0.116 L	01-Mar-18 06:30	1
PFDA	ND	1.61	5.39	8.65		B8B0121	21-Feb-18	0.116 L	01-Mar-18 06:30	1
MeFOSAA	ND	1.78	5.39	8.65		B8B0121	21-Feb-18	0.116 L	01-Mar-18 06:30	1
PFUnA	ND	1.14	5.39	8.65		B8B0121	21-Feb-18	0.116 L	01-Mar-18 06:30	1
EtFOSAA	ND	1.48	5.39	8.65		B8B0121	21-Feb-18	0.116 L	01-Mar-18 06:30	1
PFDoA	ND	0.857	5.39	8.65		B8B0121	21-Feb-18	0.116 L	01-Mar-18 06:30	1
PFTrDA	ND	0.534	5.39	8.65		B8B0121	21-Feb-18	0.116 L	01-Mar-18 06:30	1
PFTeDA	ND	0.817	5.39	8.65		B8B0121	21-Feb-18	0.116 L	01-Mar-18 06:30	1

Labeled Standards	Type	% Recovery	Limits	Qualifiers	Batch	Extracted	Samp Size	Analyzed	Dilution
13C3-PFBS	IS	96.3	50 - 150		B8B0121	21-Feb-18	0.116 L	01-Mar-18 06:30	1
13C2-PFHxA	IS	87.2	50 - 150		B8B0121	21-Feb-18	0.116 L	01-Mar-18 06:30	1
13C4-PFHpA	IS	98.8	50 - 150		B8B0121	21-Feb-18	0.116 L	01-Mar-18 06:30	1
18O2-PFHxS	IS	86.6	50 - 150		B8B0121	21-Feb-18	0.116 L	01-Mar-18 06:30	1
13C2-PFOA	IS	89.6	50 - 150		B8B0121	21-Feb-18	0.116 L	01-Mar-18 06:30	1
13C8-PFOS	IS	91.4	50 - 150		B8B0121	21-Feb-18	0.116 L	01-Mar-18 06:30	1
13C5-PFNA	IS	84.3	50 - 150		B8B0121	21-Feb-18	0.116 L	01-Mar-18 06:30	1
13C2-PFDA	IS	79.7	50 - 150		B8B0121	21-Feb-18	0.116 L	01-Mar-18 06:30	1
d3-MeFOSAA	IS	78.5	50 - 150		B8B0121	21-Feb-18	0.116 L	01-Mar-18 06:30	1
13C2-PFUnA	IS	87.7	50 - 150		B8B0121	21-Feb-18	0.116 L	01-Mar-18 06:30	1
d5-EtFOSAA	IS	78.2	50 - 150		B8B0121	21-Feb-18	0.116 L	01-Mar-18 06:30	1
13C2-PFDoA	IS	87.6	50 - 150		B8B0121	21-Feb-18	0.116 L	01-Mar-18 06:30	1
13C2-PFTeDA	IS	101	50 - 150		B8B0121	21-Feb-18	0.116 L	01-Mar-18 06:30	1

DL - Detection Limit

LOD - Limit of Detection  
LOQ - Limit of quantitation

LCL-UCL- Lower control limit - upper control limit  
Results reported to the DL.

When reported, PFHxS, PFOA and PFOS include both linear and branched isomers.  
Only the linear isomer is reported for all other analytes.

**Sample ID: OF-RW44-0218**

**Modified EPA Method 537**

Client Data					Laboratory Data					
Name:	CH2M Hill	Matrix:	Drinking Water		Lab Sample:	1800327-06	Column:	BEH C18		
Project:	CTO-WE01, Fentress PFAS Res. DW Investigation		Date Collected:	14-Feb-18 11:29	Date Received:	16-Feb-18 09:02				

Analyte	Conc. (ng/L)	DL	LOD	LOQ	Qualifiers	Batch	Extracted	Samp Size	Analyzed	Dilution
PFBS	10.7	1.89	5.30	8.45		B8B0121	21-Feb-18	0.118 L	01-Mar-18 06:41	1
PFHxA	27.4	2.30	5.30	8.45		B8B0121	21-Feb-18	0.118 L	01-Mar-18 06:41	1
PFHpA	9.84	0.624	5.30	8.45		B8B0121	21-Feb-18	0.118 L	01-Mar-18 06:41	1
PFHxS	197	1.00	5.30	8.45		B8B0121	21-Feb-18	0.118 L	01-Mar-18 06:41	1
PFOA	262	0.688	5.30	8.45		B8B0121	21-Feb-18	0.118 L	01-Mar-18 06:41	1
PFOS	746	0.852	5.30	8.45		B8B0121	21-Feb-18	0.118 L	01-Mar-18 06:41	1
PFNA	2.29	0.856	5.30	8.45	J	B8B0121	21-Feb-18	0.118 L	01-Mar-18 06:41	1
PFDA	ND	1.57	5.30	8.45		B8B0121	21-Feb-18	0.118 L	01-Mar-18 06:41	1
MeFOSAA	ND	1.74	5.30	8.45		B8B0121	21-Feb-18	0.118 L	01-Mar-18 06:41	1
PFUnA	ND	1.11	5.30	8.45		B8B0121	21-Feb-18	0.118 L	01-Mar-18 06:41	1
EtFOSAA	ND	1.45	5.30	8.45		B8B0121	21-Feb-18	0.118 L	01-Mar-18 06:41	1
PFDoA	ND	0.837	5.30	8.45		B8B0121	21-Feb-18	0.118 L	01-Mar-18 06:41	1
PFTrDA	ND	0.522	5.30	8.45		B8B0121	21-Feb-18	0.118 L	01-Mar-18 06:41	1
PFTeDA	ND	0.798	5.30	8.45		B8B0121	21-Feb-18	0.118 L	01-Mar-18 06:41	1

Labeled Standards	Type	% Recovery	Limits	Qualifiers	Batch	Extracted	Samp Size	Analyzed	Dilution
13C3-PFBS	IS	105	50 - 150		B8B0121	21-Feb-18	0.118 L	01-Mar-18 06:41	1
13C2-PFHxA	IS	95.9	50 - 150		B8B0121	21-Feb-18	0.118 L	01-Mar-18 06:41	1
13C4-PFHpA	IS	106	50 - 150		B8B0121	21-Feb-18	0.118 L	01-Mar-18 06:41	1
18O2-PFHxS	IS	96.7	50 - 150		B8B0121	21-Feb-18	0.118 L	01-Mar-18 06:41	1
13C2-PFOA	IS	89.7	50 - 150		B8B0121	21-Feb-18	0.118 L	01-Mar-18 06:41	1
13C8-PFOS	IS	89.9	50 - 150		B8B0121	21-Feb-18	0.118 L	01-Mar-18 06:41	1
13C5-PFNA	IS	98.8	50 - 150		B8B0121	21-Feb-18	0.118 L	01-Mar-18 06:41	1
13C2-PFDA	IS	72.7	50 - 150		B8B0121	21-Feb-18	0.118 L	01-Mar-18 06:41	1
d3-MeFOSAA	IS	83.8	50 - 150		B8B0121	21-Feb-18	0.118 L	01-Mar-18 06:41	1
13C2-PFUnA	IS	89.9	50 - 150		B8B0121	21-Feb-18	0.118 L	01-Mar-18 06:41	1
d5-EtFOSAA	IS	95.2	50 - 150		B8B0121	21-Feb-18	0.118 L	01-Mar-18 06:41	1
13C2-PFDoA	IS	96.4	50 - 150		B8B0121	21-Feb-18	0.118 L	01-Mar-18 06:41	1
13C2-PFTeDA	IS	115	50 - 150		B8B0121	21-Feb-18	0.118 L	01-Mar-18 06:41	1

DL - Detection Limit

LOD - Limit of Detection  
LOQ - Limit of quantitation

LCL-UCL- Lower control limit - upper control limit  
Results reported to the DL.

When reported, PFHxS, PFOA and PFOS include both linear and branched isomers.  
Only the linear isomer is reported for all other analytes.

**Sample ID: OF-FB44-0218**

**Modified EPA Method 537**

Client Data					Laboratory Data					
Name:	CH2M Hill	Matrix:	Drinking Water		Lab Sample:	1800327-07	Column:	BEH C18		
Project:	CTO-WE01, Fentress PFAS Res. DW Investigation		Date Collected:	14-Feb-18 11:36	Date Received:	16-Feb-18 09:02				

Analyte	Conc. (ng/L)	DL	LOD	LOQ	Qualifiers	Batch	Extracted	Samp Size	Analyzed	Dilution
PFBS	ND	1.85	5.17	8.25		B8B0121	21-Feb-18	0.121 L	02-Mar-18 03:32	1
PFHxA	ND	2.25	5.17	8.25		B8B0121	21-Feb-18	0.121 L	02-Mar-18 03:32	1
PFHpA	ND	0.610	5.17	8.25		B8B0121	21-Feb-18	0.121 L	02-Mar-18 03:32	1
PFHxS	ND	0.977	5.17	8.25		B8B0121	21-Feb-18	0.121 L	02-Mar-18 03:32	1
PFOA	ND	0.672	5.17	8.25		B8B0121	21-Feb-18	0.121 L	02-Mar-18 03:32	1
PFOS	ND	0.832	5.17	8.25		B8B0121	21-Feb-18	0.121 L	02-Mar-18 03:32	1
PFNA	ND	0.836	5.17	8.25		B8B0121	21-Feb-18	0.121 L	02-Mar-18 03:32	1
PFDA	ND	1.54	5.17	8.25		B8B0121	21-Feb-18	0.121 L	02-Mar-18 03:32	1
MeFOSAA	ND	1.70	5.17	8.25		B8B0121	21-Feb-18	0.121 L	02-Mar-18 03:32	1
PFUnA	ND	1.08	5.17	8.25		B8B0121	21-Feb-18	0.121 L	02-Mar-18 03:32	1
EtFOSAA	ND	1.41	5.17	8.25		B8B0121	21-Feb-18	0.121 L	02-Mar-18 03:32	1
PFDoA	ND	0.817	5.17	8.25		B8B0121	21-Feb-18	0.121 L	02-Mar-18 03:32	1
PFTrDA	ND	0.510	5.17	8.25		B8B0121	21-Feb-18	0.121 L	02-Mar-18 03:32	1
PFTeDA	ND	0.779	5.17	8.25		B8B0121	21-Feb-18	0.121 L	02-Mar-18 03:32	1

Labeled Standards	Type	% Recovery	Limits	Qualifiers	Batch	Extracted	Samp Size	Analyzed	Dilution
13C3-PFBS	IS	107	50 - 150		B8B0121	21-Feb-18	0.121 L	02-Mar-18 03:32	1
13C2-PFHxA	IS	97.6	50 - 150		B8B0121	21-Feb-18	0.121 L	02-Mar-18 03:32	1
13C4-PFHpA	IS	93.2	50 - 150		B8B0121	21-Feb-18	0.121 L	02-Mar-18 03:32	1
18O2-PFHxS	IS	103	50 - 150		B8B0121	21-Feb-18	0.121 L	02-Mar-18 03:32	1
13C2-PFOA	IS	89.4	50 - 150		B8B0121	21-Feb-18	0.121 L	02-Mar-18 03:32	1
13C8-PFOS	IS	93.7	50 - 150		B8B0121	21-Feb-18	0.121 L	02-Mar-18 03:32	1
13C5-PFNA	IS	83.9	50 - 150		B8B0121	21-Feb-18	0.121 L	02-Mar-18 03:32	1
13C2-PFDA	IS	84.3	50 - 150		B8B0121	21-Feb-18	0.121 L	02-Mar-18 03:32	1
d3-MeFOSAA	IS	71.1	50 - 150		B8B0121	21-Feb-18	0.121 L	02-Mar-18 03:32	1
13C2-PFUnA	IS	80.8	50 - 150		B8B0121	21-Feb-18	0.121 L	02-Mar-18 03:32	1
d5-EtFOSAA	IS	67.9	50 - 150		B8B0121	21-Feb-18	0.121 L	02-Mar-18 03:32	1
13C2-PFDoA	IS	62.4	50 - 150		B8B0121	21-Feb-18	0.121 L	02-Mar-18 03:32	1
13C2-PFTeDA	IS	72.9	50 - 150		B8B0121	21-Feb-18	0.121 L	02-Mar-18 03:32	1

DL - Detection Limit

LOD - Limit of Detection  
LOQ - Limit of quantitation

LCL-UCL- Lower control limit - upper control limit  
Results reported to the DL.

When reported, PFHxS, PFOA and PFOS include both linear and branched isomers.  
Only the linear isomer is reported for all other analytes.



**Sample ID: OF-RW59-0218**

**Modified EPA Method 537**

Client Data					Laboratory Data					
Name:	CH2M Hill	Matrix:	Drinking Water		Lab Sample:	1800327-08	Column:	BEH C18		
Project:	CTO-WE01, Fentress PFAS Res. DW Investigation		Date Collected:	14-Feb-18 13:34	Date Received:	16-Feb-18 09:02				

Analyte	Conc. (ng/L)	DL	LOD	LOQ	Qualifiers	Batch	Extracted	Samp Size	Analyzed	Dilution
PFBS	10.5	2.03	5.68	9.07		B8B0121	21-Feb-18	0.110 L	02-Mar-18 03:43	1
PFHxA	21.1	2.47	5.68	9.07		B8B0121	21-Feb-18	0.110 L	02-Mar-18 03:43	1
PFHpA	4.74	0.670	5.68	9.07	J	B8B0121	21-Feb-18	0.110 L	02-Mar-18 03:43	1
PFHxS	330	1.07	5.68	9.07		B8B0121	21-Feb-18	0.110 L	02-Mar-18 03:43	1
PFOA	60.8	0.738	5.68	9.07		B8B0121	21-Feb-18	0.110 L	02-Mar-18 03:43	1
PFOS	380	0.915	5.68	9.07		B8B0121	21-Feb-18	0.110 L	02-Mar-18 03:43	1
PFNA	ND	0.918	5.68	9.07		B8B0121	21-Feb-18	0.110 L	02-Mar-18 03:43	1
PFDA	ND	1.69	5.68	9.07		B8B0121	21-Feb-18	0.110 L	02-Mar-18 03:43	1
MeFOSAA	ND	1.87	5.68	9.07		B8B0121	21-Feb-18	0.110 L	02-Mar-18 03:43	1
PFUnA	ND	1.19	5.68	9.07		B8B0121	21-Feb-18	0.110 L	02-Mar-18 03:43	1
EtFOSAA	ND	1.55	5.68	9.07		B8B0121	21-Feb-18	0.110 L	02-Mar-18 03:43	1
PFDoA	ND	0.898	5.68	9.07		B8B0121	21-Feb-18	0.110 L	02-Mar-18 03:43	1
PFTrDA	ND	0.560	5.68	9.07		B8B0121	21-Feb-18	0.110 L	02-Mar-18 03:43	1
PFTeDA	ND	0.856	5.68	9.07		B8B0121	21-Feb-18	0.110 L	02-Mar-18 03:43	1

Labeled Standards	Type	% Recovery	Limits	Qualifiers	Batch	Extracted	Samp Size	Analyzed	Dilution
13C3-PFBS	IS	91.8	50 - 150		B8B0121	21-Feb-18	0.110 L	02-Mar-18 03:43	1
13C2-PFHxA	IS	102	50 - 150		B8B0121	21-Feb-18	0.110 L	02-Mar-18 03:43	1
13C4-PFHpA	IS	91.3	50 - 150		B8B0121	21-Feb-18	0.110 L	02-Mar-18 03:43	1
18O2-PFHxS	IS	87.7	50 - 150		B8B0121	21-Feb-18	0.110 L	02-Mar-18 03:43	1
13C2-PFOA	IS	90.3	50 - 150		B8B0121	21-Feb-18	0.110 L	02-Mar-18 03:43	1
13C8-PFOS	IS	96.8	50 - 150		B8B0121	21-Feb-18	0.110 L	02-Mar-18 03:43	1
13C5-PFNA	IS	87.1	50 - 150		B8B0121	21-Feb-18	0.110 L	02-Mar-18 03:43	1
13C2-PFDA	IS	91.2	50 - 150		B8B0121	21-Feb-18	0.110 L	02-Mar-18 03:43	1
d3-MeFOSAA	IS	64.2	50 - 150		B8B0121	21-Feb-18	0.110 L	02-Mar-18 03:43	1
13C2-PFUnA	IS	71.6	50 - 150		B8B0121	21-Feb-18	0.110 L	02-Mar-18 03:43	1
d5-EtFOSAA	IS	73.1	50 - 150		B8B0121	21-Feb-18	0.110 L	02-Mar-18 03:43	1
13C2-PFDoA	IS	65.4	50 - 150		B8B0121	21-Feb-18	0.110 L	02-Mar-18 03:43	1
13C2-PFTeDA	IS	81.6	50 - 150		B8B0121	21-Feb-18	0.110 L	02-Mar-18 03:43	1

DL - Detection Limit

LOD - Limit of Detection  
LOQ - Limit of quantitation

LCL-UCL- Lower control limit - upper control limit  
Results reported to the DL.

When reported, PFHxS, PFOA and PFOS include both linear and branched isomers.  
Only the linear isomer is reported for all other analytes.

**Sample ID: OF-FB59-0218**

**Modified EPA Method 537**

Client Data					Laboratory Data					
Name:	CH2M Hill	Matrix:	Drinking Water		Lab Sample:	1800327-09	Column:	BEH C18		
Project:	CTO-WE01, Fentress PFAS Res. DW Investigation		Date Collected:	14-Feb-18 13:38	Date Received:	16-Feb-18 09:02				

Analyte	Conc. (ng/L)	DL	LOD	LOQ	Qualifiers	Batch	Extracted	Samp Size	Analyzed	Dilution
PFBS	ND	1.92	5.39	8.60		B8B0121	21-Feb-18	0.116 L	02-Mar-18 03:55	1
PFHxA	ND	2.34	5.39	8.60		B8B0121	21-Feb-18	0.116 L	02-Mar-18 03:55	1
PFHpA	ND	0.635	5.39	8.60		B8B0121	21-Feb-18	0.116 L	02-Mar-18 03:55	1
PFHxS	ND	1.02	5.39	8.60		B8B0121	21-Feb-18	0.116 L	02-Mar-18 03:55	1
PFOA	ND	0.700	5.39	8.60		B8B0121	21-Feb-18	0.116 L	02-Mar-18 03:55	1
PFOS	ND	0.867	5.39	8.60		B8B0121	21-Feb-18	0.116 L	02-Mar-18 03:55	1
PFNA	ND	0.870	5.39	8.60		B8B0121	21-Feb-18	0.116 L	02-Mar-18 03:55	1
PFDA	ND	1.60	5.39	8.60		B8B0121	21-Feb-18	0.116 L	02-Mar-18 03:55	1
MeFOSAA	ND	1.77	5.39	8.60		B8B0121	21-Feb-18	0.116 L	02-Mar-18 03:55	1
PFUnA	ND	1.13	5.39	8.60		B8B0121	21-Feb-18	0.116 L	02-Mar-18 03:55	1
EtFOSAA	ND	1.47	5.39	8.60		B8B0121	21-Feb-18	0.116 L	02-Mar-18 03:55	1
PFDoA	ND	0.851	5.39	8.60		B8B0121	21-Feb-18	0.116 L	02-Mar-18 03:55	1
PFTrDA	ND	0.531	5.39	8.60		B8B0121	21-Feb-18	0.116 L	02-Mar-18 03:55	1
PFTeDA	ND	0.811	5.39	8.60		B8B0121	21-Feb-18	0.116 L	02-Mar-18 03:55	1

Labeled Standards	Type	% Recovery	Limits	Qualifiers	Batch	Extracted	Samp Size	Analyzed	Dilution
13C3-PFBS	IS	85.1	50 - 150		B8B0121	21-Feb-18	0.116 L	02-Mar-18 03:55	1
13C2-PFHxA	IS	88.8	50 - 150		B8B0121	21-Feb-18	0.116 L	02-Mar-18 03:55	1
13C4-PFHpA	IS	94.2	50 - 150		B8B0121	21-Feb-18	0.116 L	02-Mar-18 03:55	1
18O2-PFHxS	IS	101	50 - 150		B8B0121	21-Feb-18	0.116 L	02-Mar-18 03:55	1
13C2-PFOA	IS	88.2	50 - 150		B8B0121	21-Feb-18	0.116 L	02-Mar-18 03:55	1
13C8-PFOS	IS	91.8	50 - 150		B8B0121	21-Feb-18	0.116 L	02-Mar-18 03:55	1
13C5-PFNA	IS	85.4	50 - 150		B8B0121	21-Feb-18	0.116 L	02-Mar-18 03:55	1
13C2-PFDA	IS	77.1	50 - 150		B8B0121	21-Feb-18	0.116 L	02-Mar-18 03:55	1
d3-MeFOSAA	IS	83.0	50 - 150		B8B0121	21-Feb-18	0.116 L	02-Mar-18 03:55	1
13C2-PFUnA	IS	88.1	50 - 150		B8B0121	21-Feb-18	0.116 L	02-Mar-18 03:55	1
d5-EtFOSAA	IS	77.4	50 - 150		B8B0121	21-Feb-18	0.116 L	02-Mar-18 03:55	1
13C2-PFDoA	IS	77.7	50 - 150		B8B0121	21-Feb-18	0.116 L	02-Mar-18 03:55	1
13C2-PFTeDA	IS	101	50 - 150		B8B0121	21-Feb-18	0.116 L	02-Mar-18 03:55	1

DL - Detection Limit

LOD - Limit of Detection  
LOQ - Limit of quantitation

LCL-UCL- Lower control limit - upper control limit  
Results reported to the DL.

When reported, PFHxS, PFOA and PFOS include both linear and branched isomers.  
Only the linear isomer is reported for all other analytes.

**Sample ID: OF-RW03-0218**

**Modified EPA Method 537**

Client Data					Laboratory Data					
Name:	CH2M Hill	Matrix:	Drinking Water		Lab Sample:	1800327-10	Column:	BEH C18		
Project:	CTO-WE01, Fentress PFAS Res. DW Investigation		Date Collected:	15-Feb-18 17:46	Date Received:	16-Feb-18 09:02				

Analyte	Conc. (ng/L)	DL	LOD	LOQ	Qualifiers	Batch	Extracted	Samp Size	Analyzed	Dilution
PFBS	ND	2.01	5.63	8.97		B8B0121	21-Feb-18	0.111 L	02-Mar-18 04:06	1
PFHxA	ND	2.44	5.63	8.97		B8B0121	21-Feb-18	0.111 L	02-Mar-18 04:06	1
PFHpA	ND	0.663	5.63	8.97		B8B0121	21-Feb-18	0.111 L	02-Mar-18 04:06	1
PFHxS	ND	1.06	5.63	8.97		B8B0121	21-Feb-18	0.111 L	02-Mar-18 04:06	1
PFOA	ND	0.730	5.63	8.97		B8B0121	21-Feb-18	0.111 L	02-Mar-18 04:06	1
PFOS	ND	0.905	5.63	8.97		B8B0121	21-Feb-18	0.111 L	02-Mar-18 04:06	1
PFNA	ND	0.908	5.63	8.97		B8B0121	21-Feb-18	0.111 L	02-Mar-18 04:06	1
PFDA	ND	1.67	5.63	8.97		B8B0121	21-Feb-18	0.111 L	02-Mar-18 04:06	1
MeFOSAA	ND	1.85	5.63	8.97		B8B0121	21-Feb-18	0.111 L	02-Mar-18 04:06	1
PFUnA	ND	1.18	5.63	8.97		B8B0121	21-Feb-18	0.111 L	02-Mar-18 04:06	1
EtFOSAA	ND	1.54	5.63	8.97		B8B0121	21-Feb-18	0.111 L	02-Mar-18 04:06	1
PFDoA	ND	0.888	5.63	8.97		B8B0121	21-Feb-18	0.111 L	02-Mar-18 04:06	1
PFTrDA	ND	0.554	5.63	8.97		B8B0121	21-Feb-18	0.111 L	02-Mar-18 04:06	1
PFTeDA	ND	0.847	5.63	8.97		B8B0121	21-Feb-18	0.111 L	02-Mar-18 04:06	1

Labeled Standards	Type	% Recovery	Limits	Qualifiers	Batch	Extracted	Samp Size	Analyzed	Dilution
13C3-PFBS	IS	86.9	50 - 150		B8B0121	21-Feb-18	0.111 L	02-Mar-18 04:06	1
13C2-PFHxA	IS	92.8	50 - 150		B8B0121	21-Feb-18	0.111 L	02-Mar-18 04:06	1
13C4-PFHpA	IS	84.6	50 - 150		B8B0121	21-Feb-18	0.111 L	02-Mar-18 04:06	1
18O2-PFHxS	IS	92.7	50 - 150		B8B0121	21-Feb-18	0.111 L	02-Mar-18 04:06	1
13C2-PFOA	IS	90.1	50 - 150		B8B0121	21-Feb-18	0.111 L	02-Mar-18 04:06	1
13C8-PFOS	IS	93.3	50 - 150		B8B0121	21-Feb-18	0.111 L	02-Mar-18 04:06	1
13C5-PFNA	IS	82.6	50 - 150		B8B0121	21-Feb-18	0.111 L	02-Mar-18 04:06	1
13C2-PFDA	IS	83.3	50 - 150		B8B0121	21-Feb-18	0.111 L	02-Mar-18 04:06	1
d3-MeFOSAA	IS	78.4	50 - 150		B8B0121	21-Feb-18	0.111 L	02-Mar-18 04:06	1
13C2-PFUnA	IS	83.8	50 - 150		B8B0121	21-Feb-18	0.111 L	02-Mar-18 04:06	1
d5-EtFOSAA	IS	78.3	50 - 150		B8B0121	21-Feb-18	0.111 L	02-Mar-18 04:06	1
13C2-PFDoA	IS	75.3	50 - 150		B8B0121	21-Feb-18	0.111 L	02-Mar-18 04:06	1
13C2-PFTeDA	IS	83.2	50 - 150		B8B0121	21-Feb-18	0.111 L	02-Mar-18 04:06	1

DL - Detection Limit

LOD - Limit of Detection  
LOQ - Limit of quantitation

LCL-UCL- Lower control limit - upper control limit  
Results reported to the DL.

When reported, PFHxS, PFOA and PFOS include both linear and branched isomers.  
Only the linear isomer is reported for all other analytes.

**Sample ID: OF-FB03-0218**

**Modified EPA Method 537**

Client Data					Laboratory Data					
Name:	CH2M Hill	Matrix:	Drinking Water		Lab Sample:	1800327-11	Column:	BEH C18		
Project:	CTO-WE01, Fentress PFAS Res. DW Investigation		Date Collected:	15-Feb-18 17:47	Date Received:	16-Feb-18 09:02				

Analyte	Conc. (ng/L)	DL	LOD	LOQ	Qualifiers	Batch	Extracted	Samp Size	Analyzed	Dilution
PFBS	ND	1.90	5.30	8.50		B8B0121	21-Feb-18	0.118 L	02-Mar-18 04:18	1
PFHxA	ND	2.32	5.30	8.50		B8B0121	21-Feb-18	0.118 L	02-Mar-18 04:18	1
PFHpA	ND	0.628	5.30	8.50		B8B0121	21-Feb-18	0.118 L	02-Mar-18 04:18	1
PFHxS	ND	1.01	5.30	8.50		B8B0121	21-Feb-18	0.118 L	02-Mar-18 04:18	1
PFOA	ND	0.692	5.30	8.50		B8B0121	21-Feb-18	0.118 L	02-Mar-18 04:18	1
PFOS	ND	0.858	5.30	8.50		B8B0121	21-Feb-18	0.118 L	02-Mar-18 04:18	1
PFNA	ND	0.861	5.30	8.50		B8B0121	21-Feb-18	0.118 L	02-Mar-18 04:18	1
PFDA	ND	1.58	5.30	8.50		B8B0121	21-Feb-18	0.118 L	02-Mar-18 04:18	1
MeFOSAA	ND	1.75	5.30	8.50		B8B0121	21-Feb-18	0.118 L	02-Mar-18 04:18	1
PFUnA	ND	1.12	5.30	8.50		B8B0121	21-Feb-18	0.118 L	02-Mar-18 04:18	1
EtFOSAA	ND	1.46	5.30	8.50		B8B0121	21-Feb-18	0.118 L	02-Mar-18 04:18	1
PFDoA	ND	0.842	5.30	8.50		B8B0121	21-Feb-18	0.118 L	02-Mar-18 04:18	1
PFTrDA	ND	0.525	5.30	8.50		B8B0121	21-Feb-18	0.118 L	02-Mar-18 04:18	1
PFTeDA	1.64	0.802	5.30	8.50	J	B8B0121	21-Feb-18	0.118 L	02-Mar-18 04:18	1

Labeled Standards	Type	% Recovery	Limits	Qualifiers	Batch	Extracted	Samp Size	Analyzed	Dilution
13C3-PFBS	IS	101	50 - 150		B8B0121	21-Feb-18	0.118 L	02-Mar-18 04:18	1
13C2-PFHxA	IS	88.5	50 - 150		B8B0121	21-Feb-18	0.118 L	02-Mar-18 04:18	1
13C4-PFHpA	IS	93.0	50 - 150		B8B0121	21-Feb-18	0.118 L	02-Mar-18 04:18	1
18O2-PFHxS	IS	97.1	50 - 150		B8B0121	21-Feb-18	0.118 L	02-Mar-18 04:18	1
13C2-PFOA	IS	91.3	50 - 150		B8B0121	21-Feb-18	0.118 L	02-Mar-18 04:18	1
13C8-PFOS	IS	84.4	50 - 150		B8B0121	21-Feb-18	0.118 L	02-Mar-18 04:18	1
13C5-PFNA	IS	70.8	50 - 150		B8B0121	21-Feb-18	0.118 L	02-Mar-18 04:18	1
13C2-PFDA	IS	86.5	50 - 150		B8B0121	21-Feb-18	0.118 L	02-Mar-18 04:18	1
d3-MeFOSAA	IS	67.2	50 - 150		B8B0121	21-Feb-18	0.118 L	02-Mar-18 04:18	1
13C2-PFUnA	IS	61.0	50 - 150		B8B0121	21-Feb-18	0.118 L	02-Mar-18 04:18	1
d5-EtFOSAA	IS	66.8	50 - 150		B8B0121	21-Feb-18	0.118 L	02-Mar-18 04:18	1
13C2-PFDoA	IS	57.4	50 - 150		B8B0121	21-Feb-18	0.118 L	02-Mar-18 04:18	1
13C2-PFTeDA	IS	58.2	50 - 150		B8B0121	21-Feb-18	0.118 L	02-Mar-18 04:18	1

DL - Detection Limit

LOD - Limit of Detection  
LOQ - Limit of quantitation

LCL-UCL- Lower control limit - upper control limit  
Results reported to the DL.

When reported, PFHxS, PFOA and PFOS include both linear and branched isomers.  
Only the linear isomer is reported for all other analytes.

**Sample ID: OF-RW37-0218**

**Modified EPA Method 537**

Client Data					Laboratory Data					
Name:	CH2M Hill	Matrix:	Drinking Water		Lab Sample:	1800327-12	Column:	BEH C18		
Project:	CTO-WE01, Fentress PFAS Res. DW Investigation		Date Collected:	13-Feb-18 18:29	Date Received:	16-Feb-18 09:02				

Analyte	Conc. (ng/L)	DL	LOD	LOQ	Qualifiers	Batch	Extracted	Samp Size	Analyzed	Dilution
PFBS	ND	1.93	5.39	8.61		B8B0121	21-Feb-18	0.116 L	02-Mar-18 04:29	1
PFHxA	ND	2.34	5.39	8.61		B8B0121	21-Feb-18	0.116 L	02-Mar-18 04:29	1
PFHpA	ND	0.636	5.39	8.61		B8B0121	21-Feb-18	0.116 L	02-Mar-18 04:29	1
PFHxS	ND	1.02	5.39	8.61		B8B0121	21-Feb-18	0.116 L	02-Mar-18 04:29	1
PFOA	2.82	0.700	5.39	8.61	J	B8B0121	21-Feb-18	0.116 L	02-Mar-18 04:29	1
PFOS	ND	0.868	5.39	8.61		B8B0121	21-Feb-18	0.116 L	02-Mar-18 04:29	1
PFNA	ND	0.871	5.39	8.61		B8B0121	21-Feb-18	0.116 L	02-Mar-18 04:29	1
PFDA	ND	1.60	5.39	8.61		B8B0121	21-Feb-18	0.116 L	02-Mar-18 04:29	1
MeFOSAA	ND	1.77	5.39	8.61		B8B0121	21-Feb-18	0.116 L	02-Mar-18 04:29	1
PFUnA	ND	1.13	5.39	8.61		B8B0121	21-Feb-18	0.116 L	02-Mar-18 04:29	1
EtFOSAA	ND	1.47	5.39	8.61		B8B0121	21-Feb-18	0.116 L	02-Mar-18 04:29	1
PFDoA	ND	0.852	5.39	8.61		B8B0121	21-Feb-18	0.116 L	02-Mar-18 04:29	1
PFTrDA	ND	0.531	5.39	8.61		B8B0121	21-Feb-18	0.116 L	02-Mar-18 04:29	1
PFTeDA	ND	0.812	5.39	8.61		B8B0121	21-Feb-18	0.116 L	02-Mar-18 04:29	1

Labeled Standards	Type	% Recovery	Limits	Qualifiers	Batch	Extracted	Samp Size	Analyzed	Dilution
13C3-PFBS	IS	114	50 - 150		B8B0121	21-Feb-18	0.116 L	02-Mar-18 04:29	1
13C2-PFHxA	IS	94.8	50 - 150		B8B0121	21-Feb-18	0.116 L	02-Mar-18 04:29	1
13C4-PFHpA	IS	98.1	50 - 150		B8B0121	21-Feb-18	0.116 L	02-Mar-18 04:29	1
18O2-PFHxS	IS	98.9	50 - 150		B8B0121	21-Feb-18	0.116 L	02-Mar-18 04:29	1
13C2-PFOA	IS	79.2	50 - 150		B8B0121	21-Feb-18	0.116 L	02-Mar-18 04:29	1
13C8-PFOS	IS	116	50 - 150		B8B0121	21-Feb-18	0.116 L	02-Mar-18 04:29	1
13C5-PFNA	IS	82.8	50 - 150		B8B0121	21-Feb-18	0.116 L	02-Mar-18 04:29	1
13C2-PFDA	IS	74.5	50 - 150		B8B0121	21-Feb-18	0.116 L	02-Mar-18 04:29	1
d3-MeFOSAA	IS	69.4	50 - 150		B8B0121	21-Feb-18	0.116 L	02-Mar-18 04:29	1
13C2-PFUnA	IS	93.3	50 - 150		B8B0121	21-Feb-18	0.116 L	02-Mar-18 04:29	1
d5-EtFOSAA	IS	83.6	50 - 150		B8B0121	21-Feb-18	0.116 L	02-Mar-18 04:29	1
13C2-PFDoA	IS	72.7	50 - 150		B8B0121	21-Feb-18	0.116 L	02-Mar-18 04:29	1
13C2-PFTeDA	IS	83.1	50 - 150		B8B0121	21-Feb-18	0.116 L	02-Mar-18 04:29	1

DL - Detection Limit

LOD - Limit of Detection  
LOQ - Limit of quantitation

LCL-UCL- Lower control limit - upper control limit  
Results reported to the DL.

When reported, PFHxS, PFOA and PFOS include both linear and branched isomers.  
Only the linear isomer is reported for all other analytes.

**Sample ID: OF-FB37-0218**

**Modified EPA Method 537**

Client Data					Laboratory Data					
Name:	CH2M Hill	Matrix:	Drinking Water		Lab Sample:	1800327-13	Column:	BEH C18		
Project:	CTO-WE01, Fentress PFAS Res. DW Investigation		Date Collected:	13-Feb-18 18:30	Date Received:	16-Feb-18 09:02				

Analyte	Conc. (ng/L)	DL	LOD	LOQ	Qualifiers	Batch	Extracted	Samp Size	Analyzed	Dilution
PFBS	ND	1.92	5.34	8.58		B8B0121	21-Feb-18	0.117 L	02-Mar-18 04:41	1
PFHxA	ND	2.34	5.34	8.58		B8B0121	21-Feb-18	0.117 L	02-Mar-18 04:41	1
PFHpA	ND	0.634	5.34	8.58		B8B0121	21-Feb-18	0.117 L	02-Mar-18 04:41	1
PFHxS	ND	1.02	5.34	8.58		B8B0121	21-Feb-18	0.117 L	02-Mar-18 04:41	1
PFOA	ND	0.698	5.34	8.58		B8B0121	21-Feb-18	0.117 L	02-Mar-18 04:41	1
PFOS	ND	0.866	5.34	8.58		B8B0121	21-Feb-18	0.117 L	02-Mar-18 04:41	1
PFNA	ND	0.869	5.34	8.58		B8B0121	21-Feb-18	0.117 L	02-Mar-18 04:41	1
PFDA	ND	1.60	5.34	8.58		B8B0121	21-Feb-18	0.117 L	02-Mar-18 04:41	1
MeFOSAA	ND	1.77	5.34	8.58		B8B0121	21-Feb-18	0.117 L	02-Mar-18 04:41	1
PFUnA	ND	1.13	5.34	8.58		B8B0121	21-Feb-18	0.117 L	02-Mar-18 04:41	1
EtFOSAA	ND	1.47	5.34	8.58		B8B0121	21-Feb-18	0.117 L	02-Mar-18 04:41	1
PFDoA	ND	0.850	5.34	8.58		B8B0121	21-Feb-18	0.117 L	02-Mar-18 04:41	1
PFTrDA	ND	0.530	5.34	8.58		B8B0121	21-Feb-18	0.117 L	02-Mar-18 04:41	1
PFTeDA	ND	0.810	5.34	8.58		B8B0121	21-Feb-18	0.117 L	02-Mar-18 04:41	1

Labeled Standards	Type	% Recovery	Limits	Qualifiers	Batch	Extracted	Samp Size	Analyzed	Dilution
13C3-PFBS	IS	83.5	50 - 150		B8B0121	21-Feb-18	0.117 L	02-Mar-18 04:41	1
13C2-PFHxA	IS	92.1	50 - 150		B8B0121	21-Feb-18	0.117 L	02-Mar-18 04:41	1
13C4-PFHpA	IS	89.3	50 - 150		B8B0121	21-Feb-18	0.117 L	02-Mar-18 04:41	1
18O2-PFHxS	IS	95.7	50 - 150		B8B0121	21-Feb-18	0.117 L	02-Mar-18 04:41	1
13C2-PFOA	IS	91.5	50 - 150		B8B0121	21-Feb-18	0.117 L	02-Mar-18 04:41	1
13C8-PFOS	IS	110	50 - 150		B8B0121	21-Feb-18	0.117 L	02-Mar-18 04:41	1
13C5-PFNA	IS	74.5	50 - 150		B8B0121	21-Feb-18	0.117 L	02-Mar-18 04:41	1
13C2-PFDA	IS	80.9	50 - 150		B8B0121	21-Feb-18	0.117 L	02-Mar-18 04:41	1
d3-MeFOSAA	IS	58.6	50 - 150		B8B0121	21-Feb-18	0.117 L	02-Mar-18 04:41	1
13C2-PFUnA	IS	77.0	50 - 150		B8B0121	21-Feb-18	0.117 L	02-Mar-18 04:41	1
d5-EtFOSAA	IS	70.8	50 - 150		B8B0121	21-Feb-18	0.117 L	02-Mar-18 04:41	1
13C2-PFDoA	IS	70.1	50 - 150		B8B0121	21-Feb-18	0.117 L	02-Mar-18 04:41	1
13C2-PFTeDA	IS	90.6	50 - 150		B8B0121	21-Feb-18	0.117 L	02-Mar-18 04:41	1

DL - Detection Limit

LOD - Limit of Detection  
LOQ - Limit of quantitation

LCL-UCL- Lower control limit - upper control limit  
Results reported to the DL.

When reported, PFHxS, PFOA and PFOS include both linear and branched isomers.  
Only the linear isomer is reported for all other analytes.

## **DATA QUALIFIERS & ABBREVIATIONS**

<b>B</b>	<b>This compound was also detected in the method blank.</b>
<b>D</b>	<b>Dilution</b>
<b>E</b>	<b>The associated compound concentration exceeded the calibration range of the instrument.</b>
<b>H</b>	<b>Recovery and/or RPD was outside laboratory acceptance limits.</b>
<b>I</b>	<b>Chemical Interference</b>
<b>J</b>	<b>The amount detected is below the Reporting Limit/LOQ.</b>
<b>M</b>	<b>Estimated Maximum Possible Concentration. (CA Region 2 projects only)</b>
<b>*</b>	<b>See Cover Letter</b>
<b>Conc.</b>	<b>Concentration</b>
<b>NA</b>	<b>Not applicable</b>
<b>ND</b>	<b>Not Detected</b>
<b>TEQ</b>	<b>Toxic Equivalency</b>
<b>U</b>	<b>Not Detected (specific projects only)</b>

**Unless otherwise noted, solid sample results are reported in dry weight. Tissue samples are reported in wet weight.**

## CERTIFICATIONS

<b>Accrediting Authority</b>	<b>Certificate Number</b>
Alaska Department of Environmental Conservation	17-013
Arkansas Department of Environmental Quality	17-015-0
California Department of Health – ELAP	2892
DoD ELAP - A2LA Accredited - ISO/IEC 17025:2005	3091.01
Florida Department of Health	E87777-18
Hawaii Department of Health	N/A
Louisiana Department of Environmental Quality	01977
Maine Department of Health	2016026
Minnesota Department of Health	1322288
New Hampshire Environmental Accreditation Program	207717
New Jersey Department of Environmental Protection	CA003
New York Department of Health	11411
Oregon Laboratory Accreditation Program	4042-008
Pennsylvania Department of Environmental Protection	014
Texas Commission on Environmental Quality	T104704189-17-8
Virginia Department of General Services	9077
Washington Department of Ecology	C584
Wisconsin Department of Natural Resources	998036160

*Current certificates and lists of licensed parameters are located in the Quality Assurance office and are available upon request.*





# CHAIN OF CUSTODY

*For Laboratory Use Only*

Work Order #: 1800327 Temp: 0.6 °C

Storage ID: WR-2 Storage Secured Yes  No

Project ID: CTO-WE01, Fentress PFAS Residential DW Investigation PO#: 10006-7-105444 Sampler: K. SMITH / C. OSTMAN (name)

TAT (check one): Standard  21 days  
Rush (surcharge may apply)  14 days  7 days Specify: \_\_\_\_\_

Invoice to: Name: Andrew Lairson Company: CH2M Address: 5701 Cleveland Street, Suite 200 City: Virginia Beach State: Virginia Ph#: 757-671-6297 Fax#: \_\_\_\_\_

Relinquished by (printed name and signature): Kathryn Smith Date: 2/15/18 Time: 1900 Received by (printed name and signature): B. Benedict Date: 02/16/18 Time: 0944

SHIP TO: Vista Analytical Laboratory  
1104 Windfield Way  
El Dorado Hills, CA 95762  
(916) 673-1520 \* Fax (916) 673-0106

Method of Shipment: FEDEX

ATTN: Martha Maier Tracking No: \_\_\_\_\_

Sample ID	Date	Time	Location/Sample Description	Add Analysis(es) Requested							Comments		
				Quantity	Type	Matrix	PFOS/PFOA	UCMR3 PFAS List 6	537 List: 14	Full List of 26		Other: Please List Below	
OF-RW42A-0218	2-14-18	1000		2	P	DW				X			
OF-FB42C-0218	2-14-18	0919								X			
OF-FB42A-0218	2-14-18	1002								X			
OF-RW42B-0218	2-14-18	1044								X			
OF-FB42B-0218	2-14-18	1052								X			
OF-RW44-0218	2-14-18	1129								X			
OF-FB44-0218	2-14-18	1136								X			
OF-RW59-0218	2-14-18	1334								X			
OF-FB59-0218	2-14-18	1333								X			
OF-RW03-0218	2-15-18	1746								X			

Special Instructions/Comments: 14 DAY TAT  
Analysis of Drinking Water samples for PFAS (List of 14)

SEND DOCUMENTATION AND RESULTS TO:

Name: Andrew Lairson  
Company: CH2M HILL Inc.  
Address: 5701 Cleveland Street, Suite 200  
City: Virginia Beach State: VA Zip: 23462  
Phone: 757-671-6297 Fax: \_\_\_\_\_  
Email: Andrew.Lairson@ch2m.com

Container Types: P= HDPE, PJ= HDPE Jar, O = Other \_\_\_\_\_

Bottle Preservation Type: T = Thiosulfate, TZ = Trizma: \_\_\_\_\_

Matrix Types: AQ = Aqueous, DW = Drinking Water, EF = Effluent, PP = Pulp/Paper, SD = Sediment, SL = Sludge, SO = Sol, WW = Wastewater, B = Blood/Serum, O = Other: \_\_\_\_\_



# CHAIN OF CUSTODY

**For Laboratory Use Only**  
 Work Order #: 1800327 Temp: 0.6 °C  
 Storage ID: WK-2 Storage Secured Yes  No

Project ID: CTO-WE01, Fentress PFAS Residential DW Investigation PO#: 10006-7-105444 Sampler: K. SMITH / C. OSTMAN  
 (name)

TAT Standard  21 days  
 (check one): Rush (surcharge may apply)  
 14 days  7 days Specify: \_\_\_\_\_

Invoice to: Name Andrew Lairson Company CH2M Address 5701 Cleveland Street, Suite 200 City Virginia Beach State Virginia Ph# 757-671-6297 Fax# \_\_\_\_\_

Relinquished by (printed name and signature) Kathryn Smith Date 2/15/18 Time 1900 Received by (printed name and signature) B. Benedict Date 02/16/18 Time 0944  
 Relinquished by (printed name and signature) \_\_\_\_\_ Date \_\_\_\_\_ Time \_\_\_\_\_ Received by (printed name and signature) \_\_\_\_\_ Date \_\_\_\_\_ Time \_\_\_\_\_

Sample ID	Date	Time	Location/Sample Description	Add Analysis(es) Requested										Comments			
				Quantity	Type	Matrix	PFOM/PFOS	UCMR3 PFAS List 6	537 List 14	Full List of 26	Other Please List Below	Mod EPA Method 537	EPA Method 537(DW only)				
<u>OF-FB03-0218</u>	<u>2-15-18</u>	<u>1747</u>		<u>2</u>	<u>P</u>	<u>DW</u>					<input checked="" type="checkbox"/>						
<u>OF-RW37-0218</u>	<u>2/13/17</u>	<u>1829</u>		<u>2</u>	<u>P</u>	<u>DW</u>					<input checked="" type="checkbox"/>						
<u>OF-FB37-0218</u>	<u>2/13/17</u>	<u>1830</u>		<u>2</u>	<u>P</u>	<u>DW</u>					<input checked="" type="checkbox"/>						

Special Instructions/Comments: 14 DAY TAT  
Analysis of Drinking Water samples for PFAS (List of 14)

SEND DOCUMENTATION AND RESULTS TO:

Name: Andrew Lairson  
 Company: CH2M HILL Inc.  
 Address: 5701 Cleveland Street, Suite 200  
 City: Virginia Beach State: VA Zip: 23462  
 Phone: 757-671-6297 Fax: \_\_\_\_\_  
 Email: Andrew.Lairson@ch2m.com

Container Types: P = HDPE, PJ = HDPE Jar  
 Bottle Preservation Type: T = Thiosulfate, TZ = Trizma:  
 Matrix Types: AQ = Aqueous, DW = Drinking Water, EF = Effluent, PP = Pulp/Paper, SD = Sediment, SL = Sludge, SO = Soil, WW = Wastewater, B = Blood/Serum, O = Other:

Sample Log-in Checklist

Vista Work Order #: 1800327 TAT 14

Samples Arrival:	Date/Time 02/16/18 0902	Initials: JBB	Location: WR-2
Logged In:	Date/Time 02/16/18 1401	Initials: JBB	Location: WR-2 Shelf/Rack: E3
Delivered By:	<input checked="" type="checkbox"/> FedEx	<input type="checkbox"/> UPS	<input type="checkbox"/> On Trac
Preservation:	<input checked="" type="checkbox"/> Ice	<input type="checkbox"/> Blue Ice	<input type="checkbox"/> Dry Ice
Temp °C: 0.7 (uncorrected)	Time: 0942	Thermometer ID: IR-4	Other
Temp °C: 0.6 (corrected)	Probe used: Yes <input type="checkbox"/> No <input checked="" type="checkbox"/>		

	YES	NO	NA
Adequate Sample Volume Received?	<input checked="" type="checkbox"/>		
Holding Time Acceptable?	<input checked="" type="checkbox"/>		
Shipping Container(s) Intact?	<input checked="" type="checkbox"/>		
Shipping Custody Seals Intact?	<input checked="" type="checkbox"/>		
Shipping Documentation Present?	<input checked="" type="checkbox"/>		
Airbill <u>1of3</u> Trk # <u>7714 9767 3692</u>	<input checked="" type="checkbox"/>		
Sample Container Intact?	<input checked="" type="checkbox"/>		
Sample Custody Seals Intact?			<input checked="" type="checkbox"/>
Chain of Custody / Sample Documentation Present?	<input checked="" type="checkbox"/>		
COC Anomaly/Sample Acceptance Form completed?		<input checked="" type="checkbox"/>	<input checked="" type="checkbox"/>
If Chlorinated or Drinking Water Samples, Acceptable Preservation?			<input checked="" type="checkbox"/>
Preservation Documented:	<input type="checkbox"/> Na <sub>2</sub> S <sub>2</sub> O <sub>3</sub>	<input type="checkbox"/> Trizma	<input checked="" type="checkbox"/> None
Shipping Container	<input checked="" type="checkbox"/> Vista	<input type="checkbox"/> Client	<input checked="" type="checkbox"/> Retain
		<input type="checkbox"/> Return	<input type="checkbox"/> Dispose

Comments:

## **EXTRACTION INFORMATION**

Process Sheet

Workorder: 1800327

**PRIORITY**

Prep Expiration: 2018-Feb-27  
Client: CH2M Hill

Workorder Due: 02-Mar-18 00:00

TAT: 14

Method: 537M PFAS DOD (LOQ as mRL)  
Matrix: Aqueous

Prep Batch: B8B0121

Version: 537 (14 Analyte)  
DoD: DoD QSM 5.1

Prep Data Entered: 2-22-18 FR  
Date and Initials

Initial Sequence: 503069

LabSampID	A/B	Prep Rec	Spike Rec	ClientSampleID	Comments	Location	Container
1800327-01	"A"	<input checked="" type="checkbox"/>	<input checked="" type="checkbox"/>	OF-RW42A-0218		WR-2 E-2	HDPE Bottle, 125 mL
1800327-02		<input checked="" type="checkbox"/>	<input checked="" type="checkbox"/>	OF-FB42C-0218		WR-2 E-2	HDPE Bottle, 125 mL
1800327-03		<input checked="" type="checkbox"/>	<input checked="" type="checkbox"/>	OF-FB42A-0218		WR-2 E-2	HDPE Bottle, 125 mL
1800327-04		<input checked="" type="checkbox"/>	<input checked="" type="checkbox"/>	OF-RW42B-0218		WR-2 E-2	HDPE Bottle, 125 mL
1800327-05		<input checked="" type="checkbox"/>	<input checked="" type="checkbox"/>	OF-FB42B-0218		WR-2 E-2	HDPE Bottle, 125 mL
1800327-06		<input checked="" type="checkbox"/>	<input checked="" type="checkbox"/>	OF-RW44-0218		WR-2 E-2	HDPE Bottle, 125 mL
1800327-07		<input checked="" type="checkbox"/>	<input checked="" type="checkbox"/>	OF-FB44-0218		WR-2 E-2	HDPE Bottle, 125 mL
1800327-08		<input checked="" type="checkbox"/>	<input checked="" type="checkbox"/>	OF-RW59-0218		WR-2 E-2	HDPE Bottle, 125 mL
1800327-09		<input checked="" type="checkbox"/>	<input checked="" type="checkbox"/>	OF-FB59-0218		WR-2 E-2	HDPE Bottle, 125 mL
1800327-10		<input checked="" type="checkbox"/>	<input checked="" type="checkbox"/>	OF-RW03-0218		WR-2 E-2	HDPE Bottle, 125 mL
1800327-11		<input checked="" type="checkbox"/>	<input checked="" type="checkbox"/>	OF-FB03-0218		WR-2 E-2	HDPE Bottle, 125 mL
1800327-12		<input checked="" type="checkbox"/>	<input checked="" type="checkbox"/>	OF-RW37-0218		WR-2 E-2	HDPE Bottle, 125 mL
1800327-13		<input checked="" type="checkbox"/>	<input checked="" type="checkbox"/>	OF-FB37-0218		WR-2 E-2	HDPE Bottle, 125 mL

Pre-Prep Check Out: HN 2/21/18  
Pre-Prep Check In: NA

Prep Check Out: NA  
Prep Check In: NA

Prep Reconciled Initials/Date: HN 2/21/18  
Spike Reconciled Initials/Date: HC 2-21-18  
VialBoxID: D1B

PREPARATION BENCH SHEET

Matrix: Aqueous

B8B0121

Chemist: HN

Method: 537M PFAS DOD (LOQ as mL)

Prep Date/Time: ~~20 Feb 18 09:08~~

2/21/18 13:35  
HN 2/21/18

Prepared using: LCMS - SPE Extraction-LCMS

		Date/Initials: HN 2/21/18				BalanceID: HRMS-9						
Cen	VISTA Sample ID	pH Before	pH After	Chlorine (Cl)	Drops HCl Added	Bottle + Sample (g)	Bottle Only (g)	Sample Amt. (L)	IS/NS CHEM/WIT DATE	SPE	RS CHEM/WIT DATE	
<input type="checkbox"/>	B8B0121-BLK1	5	2	0	2	NA	NA	(0.125)	HN/KC 2/21/18	HN 2/21/18	HN 17C 2/21/18	
<input type="checkbox"/>	B8B0121-BS1	5	2	0	2	↓	↓	↓				
<input type="checkbox"/>	B8B0121-BSD1	5	2	0	2	↓	↓	↓				
<input checked="" type="checkbox"/>	1800327-01	6	2	0	2	135.98	26.95	0.10903				
<input type="checkbox"/>	1800327-02	5	2	0	2	144.90	26.89	0.11801				
<input type="checkbox"/>	1800327-03	5	2	0	2	146.47	27.01	0.11946				
<input checked="" type="checkbox"/>	1800327-04	5	2	0	2	136.48	27.04	0.10944				
<input type="checkbox"/>	1800327-05	5	2	0	2	142.50	26.93	0.11557				
<input type="checkbox"/>	1800327-06	5	2	0	2	145.30	26.97	0.11833				
<input type="checkbox"/>	1800327-07	7	2	0	3	147.99	26.81	0.12118				
<input checked="" type="checkbox"/>	1800327-08	7	2	0	2	137.35	27.05	0.11030				
<input type="checkbox"/>	1800327-09	7	2	0	4	143.25	26.92	0.11633				
<input type="checkbox"/>	1800327-10	6	2	0	4	138.16	26.69	0.11147				
<input type="checkbox"/>	1800327-11	5	2	0	2	144.60	26.98	0.11762				
<input type="checkbox"/>	1800327-12	5	2	0	2	143.03	26.82	0.11621				
<input type="checkbox"/>	1800327-13	5	2	0	2	143.45	26.95	0.11650				

IS: 17L2601, 10 mL (V1)	SPE Chem: Strata-X-AW 83 <sup>200ug</sup> <sub>6mL</sub>	Notes:
IS SUP: NA	Ele SOLV: MeOH / 5% NH4OH in MeOH	
NS: 17L2103, 10 mL (V2)	Final Volume(s) 1 mL	
RS: 17L2332, 10 mL (V1)		

Comments: Assume 1 g = 1 mL  
Cen = Centrifuged

Batch: B8B0121

Matrix: Aqueous

LabNumber	WetWeight (Initial)	% Solids (Extraction Solids)	DryWeight	Final	Extracted	Ext By	Spike	SpikeAmount	ClientMatrix	Analysis
1800327-01	0.10903 -	NA	NA	1000	21-Feb-18 13:35	HN			Drinking Water	537M PFAS DOD (LOQ as
1800327-02	0.11801 -	↓	↓	1000	21-Feb-18 13:35	HN			Drinking Water	537M PFAS DOD (LOQ as
1800327-03	0.11946 -			1000	21-Feb-18 13:35	HN			Drinking Water	537M PFAS DOD (LOQ as
1800327-04	0.10944 -			1000	21-Feb-18 13:35	HN			Drinking Water	537M PFAS DOD (LOQ as
1800327-05	0.11557 -			1000	21-Feb-18 13:35	HN			Drinking Water	537M PFAS DOD (LOQ as
1800327-06	0.11833 -			1000	21-Feb-18 13:35	HN			Drinking Water	537M PFAS DOD (LOQ as
1800327-07	0.12118 -			1000	21-Feb-18 13:35	HN			Drinking Water	537M PFAS DOD (LOQ as
1800327-08	0.1103 -			1000	21-Feb-18 13:35	HN			Drinking Water	537M PFAS DOD (LOQ as
1800327-09	0.11633 -			1000	21-Feb-18 13:35	HN			Drinking Water	537M PFAS DOD (LOQ as
1800327-10	0.11147 -			1000	21-Feb-18 13:35	HN			Drinking Water	537M PFAS DOD (LOQ as
1800327-11	0.11762 -			1000	21-Feb-18 13:35	HN			Drinking Water	537M PFAS DOD (LOQ as
1800327-12	0.11621 -			1000	21-Feb-18 13:35	HN			Drinking Water	537M PFAS DOD (LOQ as
1800327-13	0.1165 -			1000	21-Feb-18 13:35	HN			Drinking Water	537M PFAS DOD (LOQ as
B8B0121-BLK1	0.125 -					1000	21-Feb-18 13:35	HN		
B8B0121-BS1	0.125 -			1000	21-Feb-18 13:35	HN	17L2103 -	10 -		QC
B8B0121-BSD1	0.125 -			1000	21-Feb-18 13:35	HN	17L2103 -	10 -		QC

FR 2-22-18

**SAMPLE DATA – MODIFIED EPA METHOD 537**



Dataset: F:\Projects\PFAS.PRO\Results\180228M1\180228M1-46.qld

Last Altered: Thursday, March 08, 2018 16:25:31 Pacific Standard Time

Printed: Thursday, March 08, 2018 16:26:27 Pacific Standard Time

Method: Z:\Projects\PFAS.PRO\MethDB\PFAS\_FULL\_80C\_022718.mdb 28 Feb 2018 13:19:45

Calibration: Z:\Projects\PFAS.PRO\CurveDB\C18\_VAL-PFAS\_Q4\_02-28-18-FULL.cdb 01 Mar 2018 12:54:21

Name: 180228M1\_46, Date: 01-Mar-2018, Time: 05:09:51, ID: B8B0121-BLK1 Method Blank 0.125, Description: Method Blank

	# Name	Trace	Area	IS Area	Wt./Vol.	RRF	Pred.RT	RT	y Axis Resp.	Conc.	%Rec
1	3 PFBS	299.0 > 79.7	3.01e0	1.12e3	0.125		2.60	2.70	0.0336		
2	5 PFHxA	313.2 > 268.9		2.42e3	0.125		3.19				
3	7 PFHpA	363.0 > 318.9		5.76e3	0.125		3.81				
4	8 L-PFHxS	398.9 > 79.6		9.27e2	0.125		4.17				
5	11 L-PFOA	413 > 368.7		1.04e4	0.125		4.40				
6	14 PFNA	463.0 > 418.8		7.35e3	0.125		4.76				
7	16 L-PFOS	499 > 79.9		2.52e3	0.125		4.90				
8	18 PFDA	513 > 468.8	4.42e1	7.28e3	0.125		5.14	5.15	0.0759	0.3230	
9	21 N-MeFOSAA	570.1 > 419		2.27e3	0.125		5.29				
10	22 N-EtFOSAA	584.2 > 419		2.39e3	0.125		5.45				
11	23 PFUdA	563.0 > 518.9		7.50e3	0.125		5.46				

Dataset: F:\Projects\PFAS.PRO\Results\180228M1\180228M1-46.qld

Last Altered: Thursday, March 08, 2018 16:25:31 Pacific Standard Time

Printed: Thursday, March 08, 2018 16:26:36 Pacific Standard Time

Method: Z:\Projects\PFAS.PRO\MethDB\PFAS\_FULL\_80C\_022718.mdb 28 Feb 2018 13:19:45

Calibration: Z:\Projects\PFAS.PRO\CurveDB\C18\_VAL-PFAS\_Q4\_02-28-18-FULL.cdb 01 Mar 2018 12:54:21

Name: 180228M1\_46, Date: 01-Mar-2018, Time: 05:09:51, ID: B8B0121-BLK1 Method Blank 0.125, Description: Method Blank

#	Name	Trace	Area	IS Area	Wt./Vol.	RRF	Pred.RT	RT	y Axis Resp.	Conc.	%Rec
1	25	PFDa	612.9 > 569.0	4.81e3	0.125		5.74				
2	27	PFTDA	662.9 > 618.9	4.81e3	0.125		5.98				
3	28	PFTeDA	712.9 > 668.8	2.75e1	2.91e3	0.125	6.20	6.23	0.118	0.2313	
4	36	13C3-PFBS	302. > 98.8	1.12e3	9.24e3	0.125	0.123	2.69	2.71	1.51	98.1795
5	37	13C2-PFHxA	315 > 269.8	2.42e3	9.24e3	0.125	0.712	3.19	3.20	3.27	36.7893
6	38	13C4-PFHpA	367.2 > 321.8	5.76e3	9.24e3	0.125	0.678	3.81	3.81	7.79	91.9938
7	39	18O2-PFHxS	403.0 > 102.6	9.27e2	2.39e3	0.125	0.392	3.96	3.96	4.84	98.6097
8	40	13C2-PFOA	414.9 > 369.7	1.04e4	7.01e3	0.125	1.308	4.33	4.33	18.5	113.1567
9	41	13C5-PFNA	468.2 > 422.9	7.35e3	8.37e3	0.125	0.976	4.76	4.77	11.0	89.9830
10	42	13C8-PFOA	506.1 > 77.7	1.19e3	1.17e4	0.125	0.254	4.83	4.84	1.27	40.0583
11	43	13C8-PFOS	507.0 > 79.9	2.52e3	2.59e3	0.125	1.040	4.84	4.85	12.2	93.4773
12	44	13C2-PFDA	515.1 > 469.9	7.28e3	9.95e3	0.125	0.967	5.14	5.15	9.16	75.7450
13	45	d3-N-MeFOSAA	573.3 > 419	2.27e3	1.17e4	0.125	0.381	5.29	5.29	2.43	50.9468
14	46	d5-N-EtFOSAA	589.3 > 419	2.39e3	1.17e4	0.125	0.399	5.45	5.45	2.55	51.1925
15	47	13C2-PFUdA	565 > 519.8	7.50e3	1.17e4	0.125	0.985	5.46	5.47	8.01	65.1005
16	48	13C2-PFDa	615.0 > 569.7	4.81e3	1.17e4	0.125	0.813	5.74	5.75	5.14	50.5568
17	49	d3-N-MeFOSA	515.2 > 168.9		1.17e4	0.125	0.124	5.84			
18	50	13C2-PFTeDA	714.8 > 669.6	2.91e3	1.17e4	0.125	0.379	6.20	6.22	3.10	65.5739
19	51	d5-N-ETFOSA	531.1 > 168.9		1.17e4	0.125	0.189	6.22			
20	52	13C2-PFHxDA	815 > 769.7	2.48e3	1.17e4	0.125	0.703	6.51	6.56	2.65	30.1616
21	53	d7-N-MeFOSE	623.1 > 58.9		1.17e4	0.125	0.157	6.31			
22	54	d9-N-EtFOSE	639.2 > 58.8		1.17e4	0.125	0.146	6.45			
23	55	13C4-PFBA	217. > 171.8	9.04e3	9.04e3	0.125	1.000	1.46	1.46	12.5	100.0000
24	56	13C5-PFHxA	318 > 272.9	9.24e3	9.24e3	0.125	1.000	3.19	3.20	12.5	100.0000
25	57	13C3-PFHxS	401.9 > 79.9	2.39e3	2.39e3	0.125	1.000	3.96	3.96	12.5	100.0000
26	58	13C8-PFOA	421.3 > 376	7.01e3	7.01e3	0.125	1.000	4.33	4.33	12.5	100.0000
27	59	13C9-PFNA	472.2 > 426.9	8.37e3	8.37e3	0.125	1.000	4.70	4.77	12.5	100.0000
28	60	13C4-PFOS	503 > 79.9	2.59e3	2.59e3	0.125	1.000	4.84	4.85	12.5	100.0000
29	61	13C6-PFDA	519.1 > 473.7	9.95e3	9.95e3	0.125	1.000	5.14	5.15	12.5	100.0000
30	62	13C7-PFUdA	570.1 > 524.8	1.17e4	1.17e4	0.125	1.000	5.46	5.47	12.5	100.0000
31	63	Total PFHxS	398.9 > 79.6	0.00e0	9.27e2	0.125		3.85		0.000	
32	64	Total PFOA	413 > 368.7	0.00e0	1.04e4	0.125		4.21		0.000	

GM for KBF 3/8/2018

Dataset: F:\Projects\PFAS.PRO\Results\180228M1\180228M1-46.qld

Last Altered: Thursday, March 08, 2018 16:25:31 Pacific Standard Time

Printed: Thursday, March 08, 2018 16:26:36 Pacific Standard Time

Name: 180228M1\_46, Date: 01-Mar-2018, Time: 05:09:51, ID: B8B0121-BLK1 Method Blank 0.125, Description: Method Blank

	# Name	Trace	Area	IS Area	Wt./Vol.	RRF	Pred.RT	RT	y Axis Resp.	Conc.	%Rec
33	65 Total PFOS	499 > 79.9	0.00e0	2.52e3	0.125		4.73		0.000		
34	66 Total N-MeFOSAA	570.1 > 419	0.00e0	2.27e3	0.125		5.29		0.000		
35	67 Total N-EtFOSAA	584.2 > 419	0.00e0	2.39e3	0.125		5.45		0.000		

Dataset: F:\Projects\PFAS.PRO\Results\180228M1\180228M1-46.qld

Last Altered: Thursday, March 08, 2018 16:25:31 Pacific Standard Time

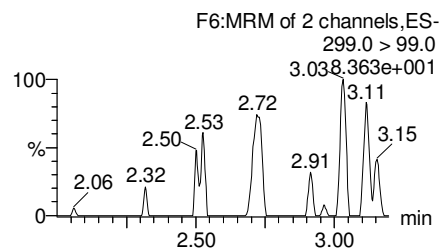
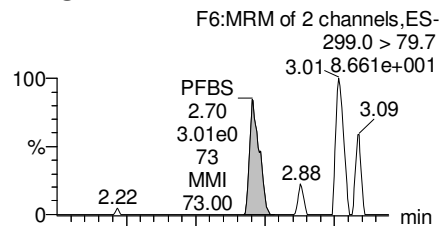
Printed: Thursday, March 08, 2018 16:26:36 Pacific Standard Time

Method: Z:\Projects\PFAS.PRO\MethDB\PFAS\_FULL\_80C\_022718.mdb 28 Feb 2018 13:19:45

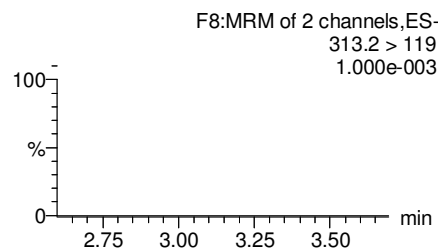
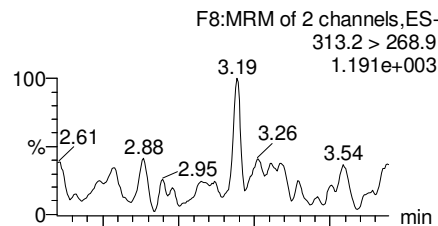
Calibration: Z:\Projects\PFAS.PRO\CurveDB\C18\_VAL-PFAS\_Q4\_02-28-18-FULL.cdb 01 Mar 2018 12:54:21

Name: 180228M1\_46, Date: 01-Mar-2018, Time: 05:09:51, ID: B8B0121-BLK1 Method Blank 0.125, Description: Method Blank

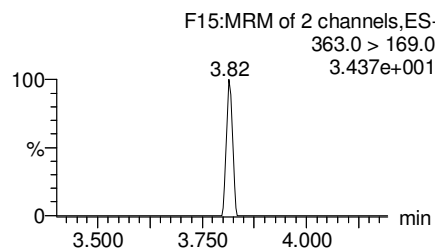
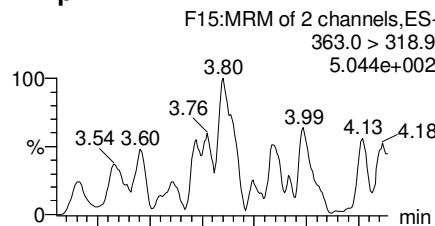
**PFBS**



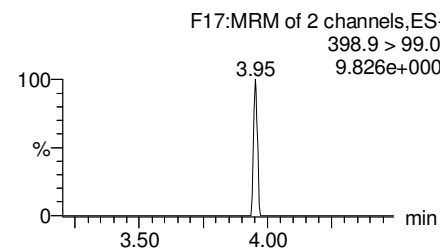
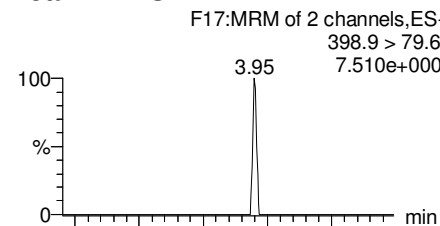
**PFHxA**



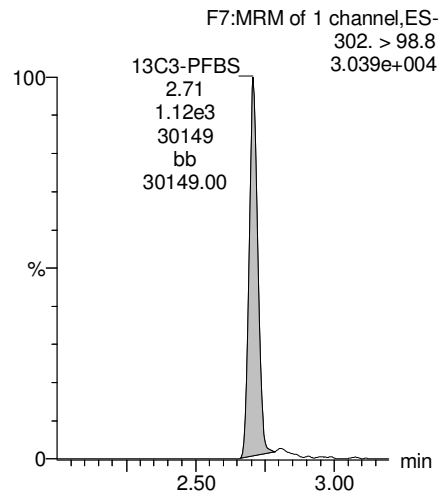
**PFHpA**



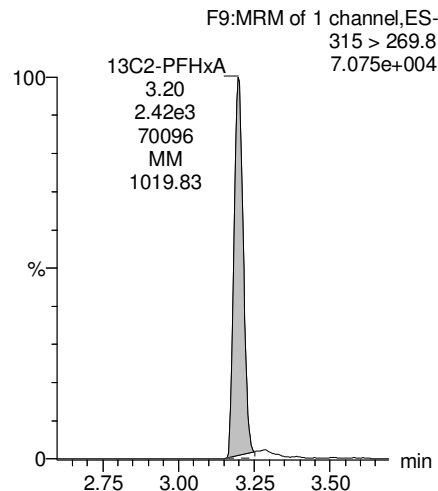
**Total PFHxS**



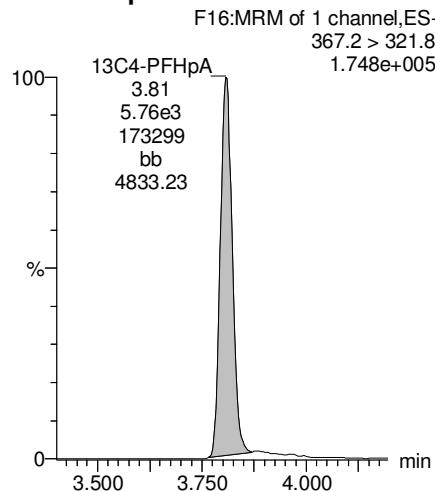
**13C3-PFBS**



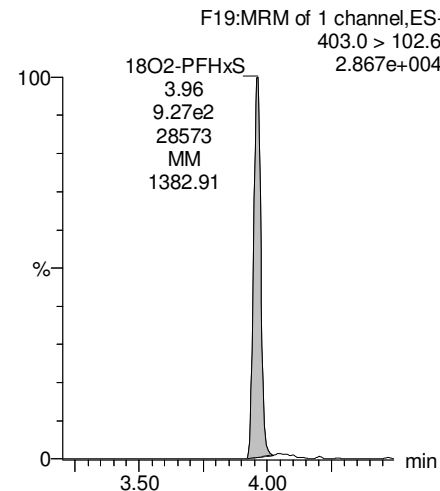
**13C2-PFHxA**



**13C4-PFHpA**



**18O2-PFHxS**



Dataset: F:\Projects\PFAS.PRO\Results\180228M1\180228M1-46.qld

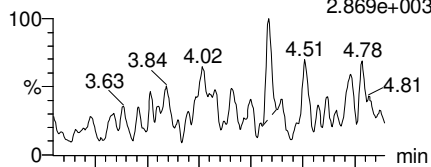
Last Altered: Thursday, March 08, 2018 16:25:31 Pacific Standard Time

Printed: Thursday, March 08, 2018 16:26:36 Pacific Standard Time

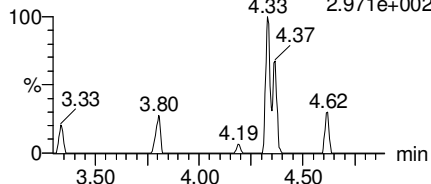
Name: 180228M1\_46, Date: 01-Mar-2018, Time: 05:09:51, ID: B8B0121-BLK1 Method Blank 0.125, Description: Method Blank

**Total PFOA**

F20:MRM of 2 channels,ES-  
413 > 368.7  
2.869e+003

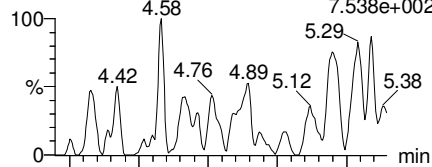


F20:MRM of 2 channels,ES-  
413 > 169  
2.971e+002




**PFNA**

F26:MRM of 2 channels,ES-  
463.0 > 418.8  
7.538e+002




F26:MRM of 2 channels,ES-  
463.0 > 219.0  
1.000e-003

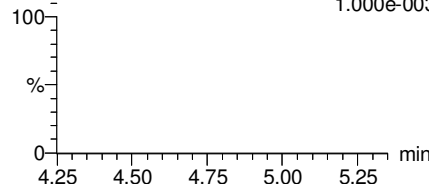


**Total PFOS**

F31:MRM of 2 channels,ES-  
499 > 79.9  
1.000e-003

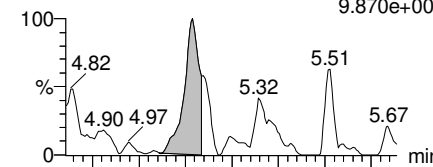


F31:MRM of 2 channels,ES-  
499 > 99  
1.000e-003

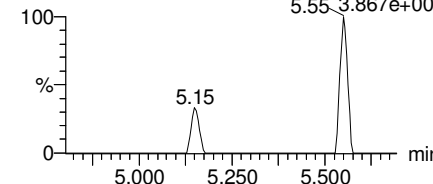


**PFDA**

F36:MRM of 2 channels,ES-  
513 > 468.8  
9.870e+002

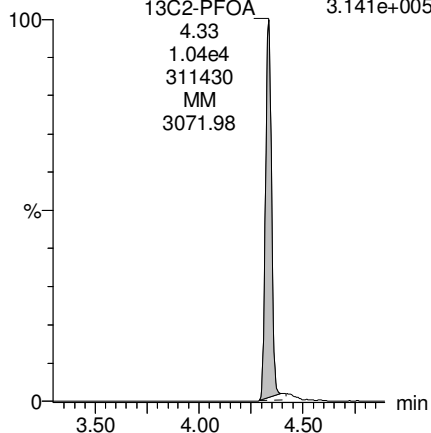


F36:MRM of 2 channels,ES-  
513 > 219  
5.553.867e+001



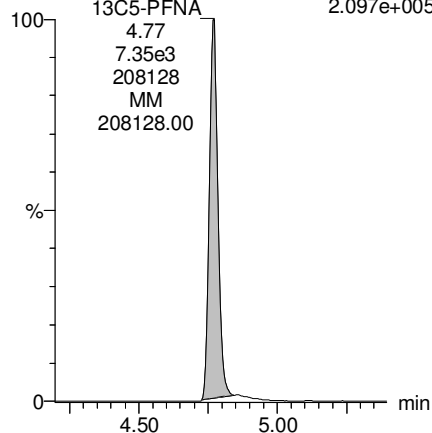
**13C2-PFOA**

F21:MRM of 1 channel,ES-  
414.9 > 369.7  
3.141e+005



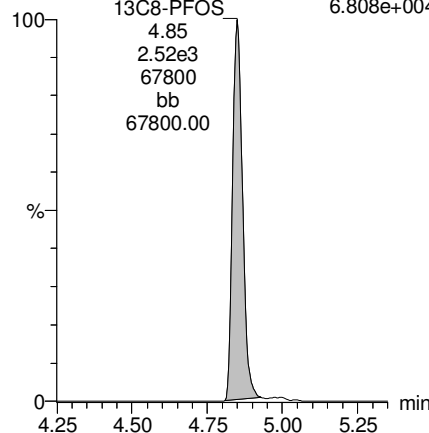
**13C5-PFNA**

F27:MRM of 1 channel,ES-  
468.2 > 422.9  
2.097e+005



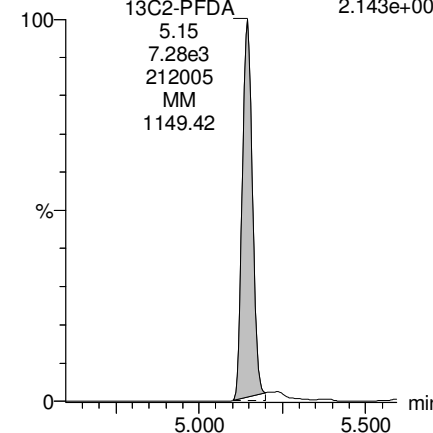
**13C8-PFOS**

F34:MRM of 1 channel,ES-  
507.0 > 79.9  
6.808e+004



**13C2-PFDA**

F37:MRM of 1 channel,ES-  
515.1 > 469.9  
2.143e+005



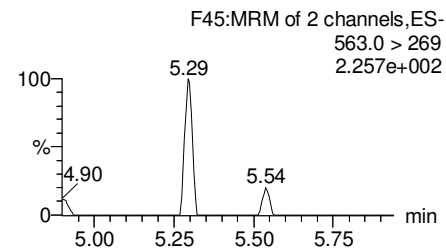
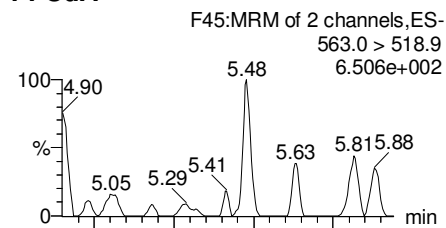
Dataset: F:\Projects\PFAS.PRO\Results\180228M1\180228M1-46.qld

Last Altered: Thursday, March 08, 2018 16:25:31 Pacific Standard Time

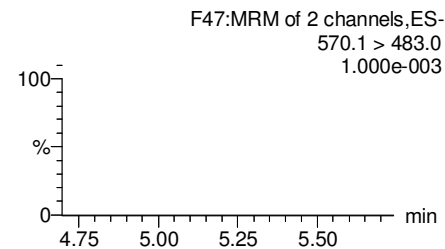
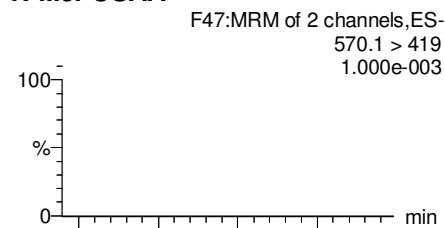
Printed: Thursday, March 08, 2018 16:26:36 Pacific Standard Time

Name: 180228M1\_46, Date: 01-Mar-2018, Time: 05:09:51, ID: B8B0121-BLK1 Method Blank 0.125, Description: Method Blank

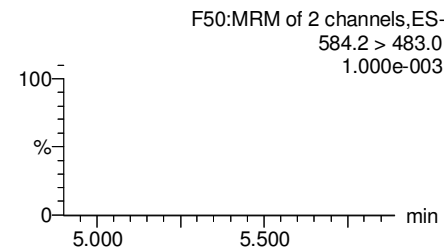
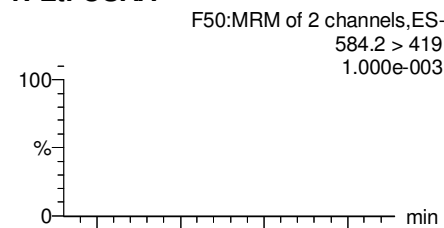
**PFUdA**



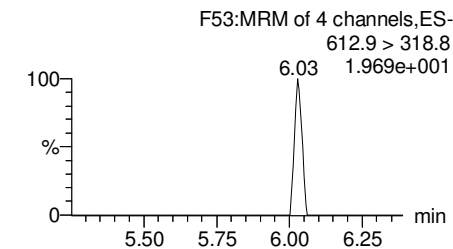
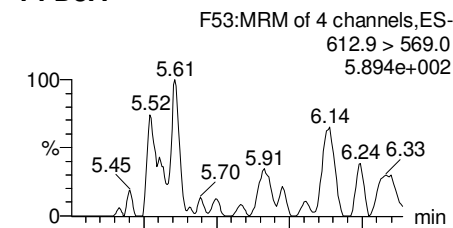
**N-MeFOSAA**



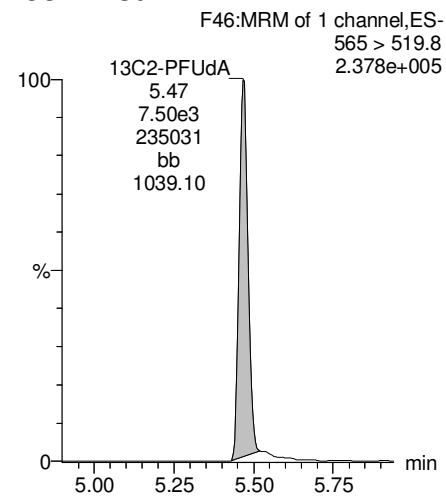
**N-EtFOSAA**



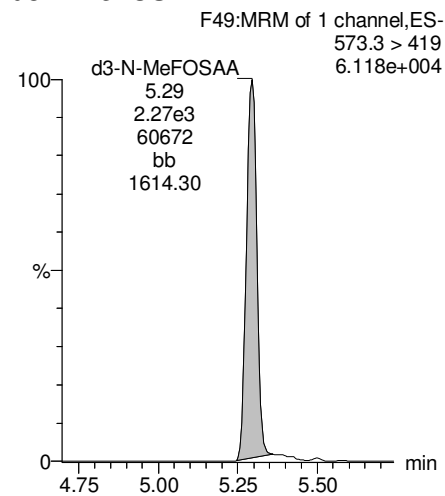
**PFDaA**



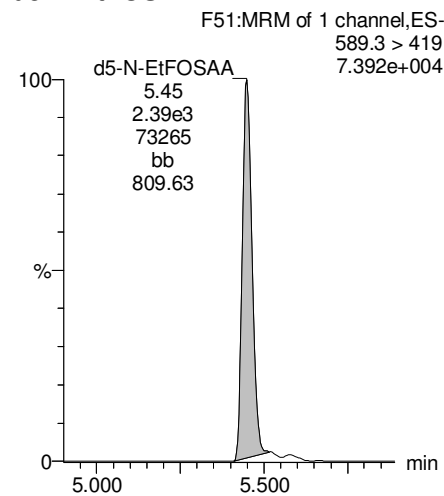
**13C2-PFUdA**



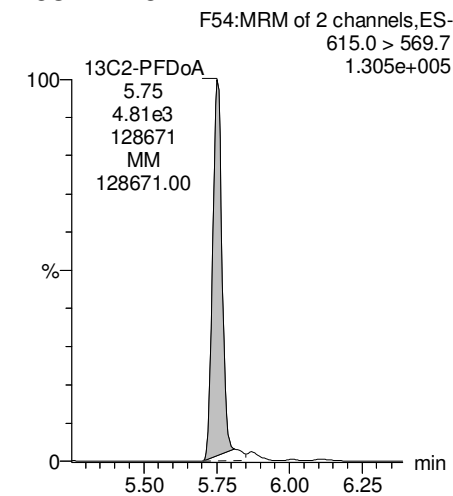
**d3-N-MeFOSAA**



**d5-N-EtFOSAA**



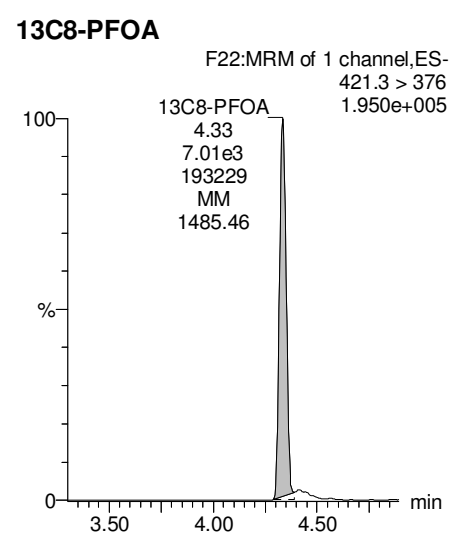
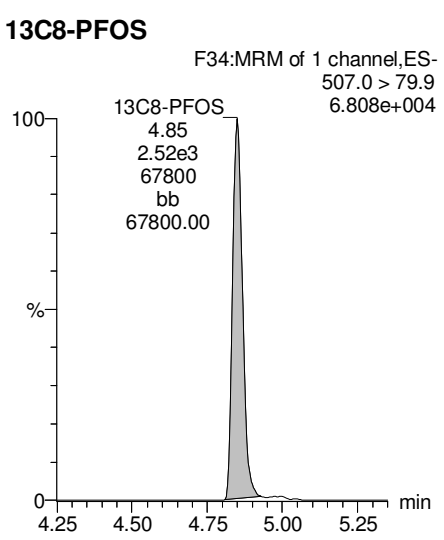
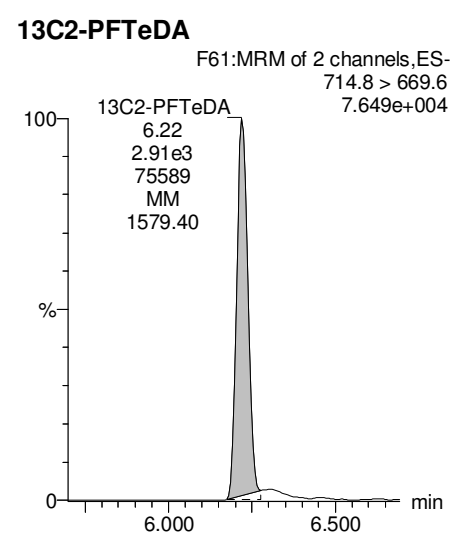
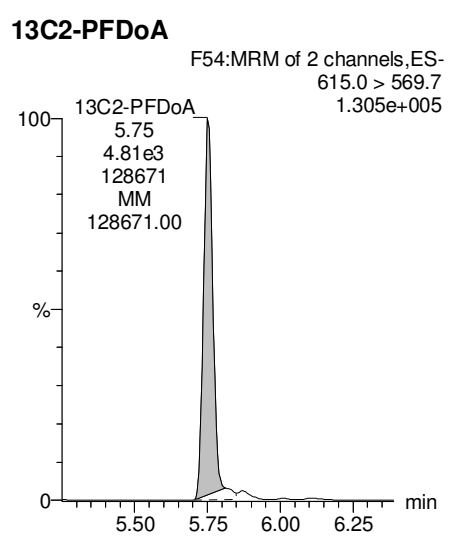
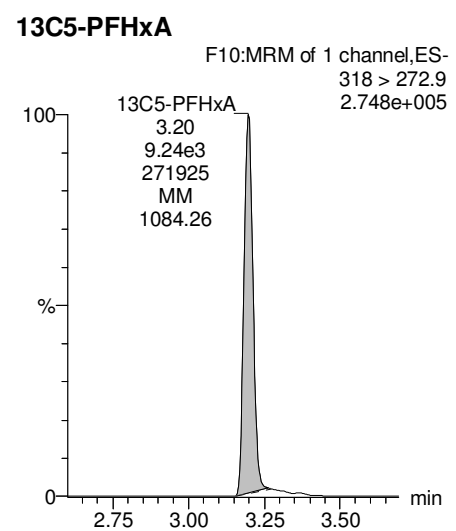
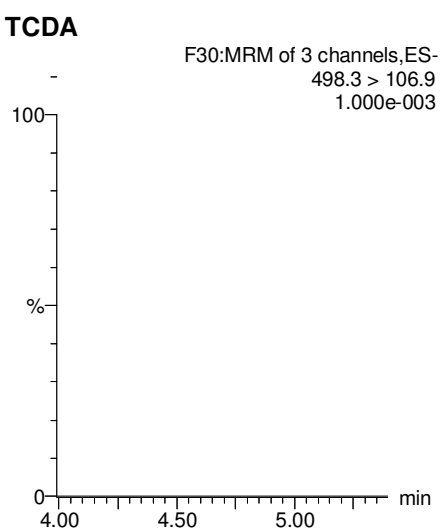
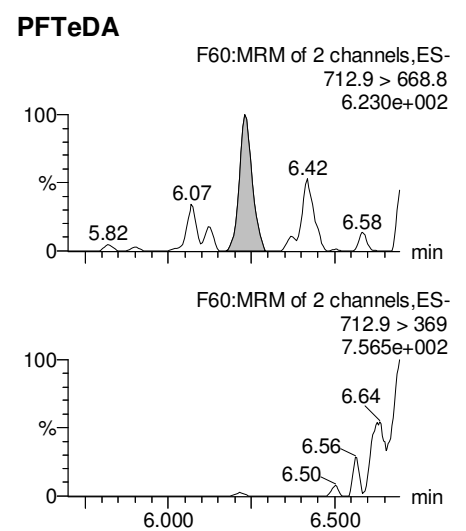
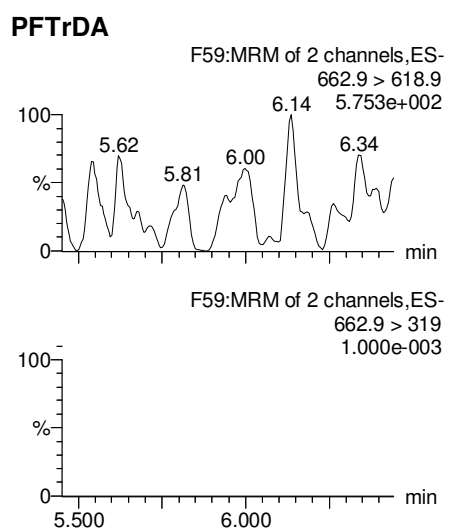
**13C2-PFDaA**



Dataset: F:\Projects\PFAS.PRO\Results\180228M1\180228M1-46.qld

Last Altered: Thursday, March 08, 2018 16:25:31 Pacific Standard Time  
Printed: Thursday, March 08, 2018 16:26:36 Pacific Standard Time

Name: 180228M1\_46, Date: 01-Mar-2018, Time: 05:09:51, ID: B8B0121-BLK1 Method Blank 0.125, Description: Method Blank



Dataset: F:\Projects\PFAS.PRO\Results\180228M1\180228M1-46.qld

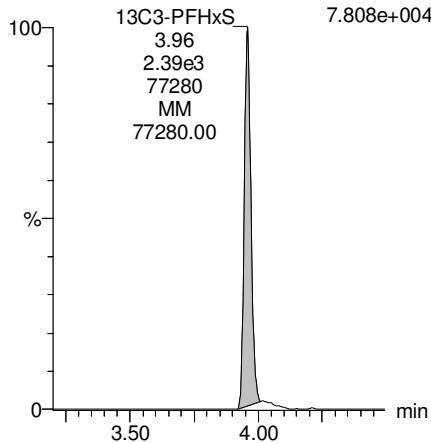
Last Altered: Thursday, March 08, 2018 16:25:31 Pacific Standard Time

Printed: Thursday, March 08, 2018 16:26:36 Pacific Standard Time

Name: 180228M1\_46, Date: 01-Mar-2018, Time: 05:09:51, ID: B8B0121-BLK1 Method Blank 0.125, Description: Method Blank

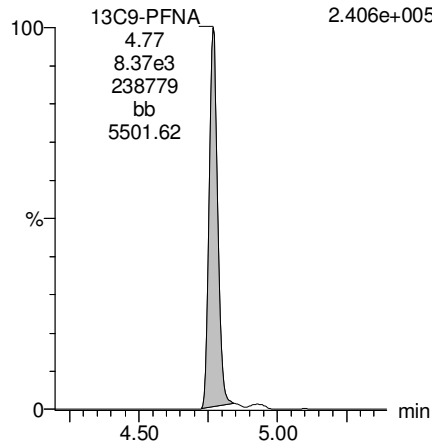
**13C3-PFHxS**

F18:MRM of 1 channel,ES-  
401.9 > 79.9  
7.808e+004



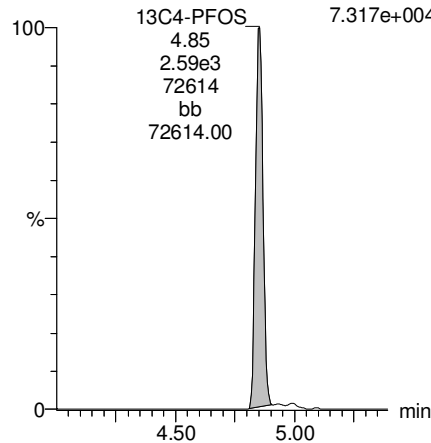
**13C9-PFNA**

F28:MRM of 1 channel,ES-  
472.2 > 426.9  
2.406e+005



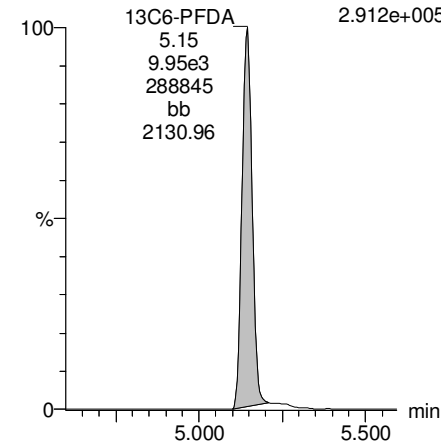
**13C4-PFOS**

F32:MRM of 1 channel,ES-  
503 > 79.9  
7.317e+004



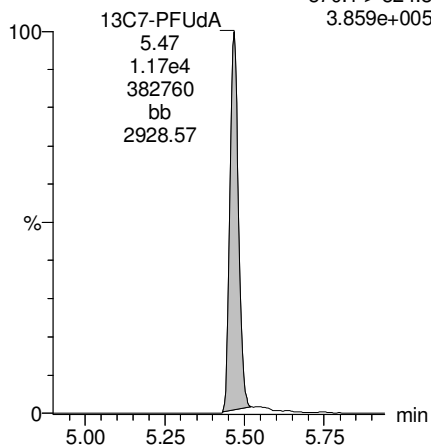
**13C6-PFDA**

F39:MRM of 1 channel,ES-  
519.1 > 473.7  
2.912e+005



**13C7-PFUdA**

F48:MRM of 1 channel,ES-  
570.1 > 524.8  
3.859e+005





Dataset: Z:\Projects\PFAS.PRO\Results\180228M1\180228M1-48.qld

Last Altered: Tuesday, March 06, 2018 10:46:13 Pacific Standard Time

Printed: Tuesday, March 06, 2018 10:46:48 Pacific Standard Time

Method: Z:\Projects\PFAS.PRO\MethDB\PFAS\_FULL\_80C\_022718.mdb 28 Feb 2018 13:19:45

Calibration: Z:\Projects\PFAS.PRO\CurveDB\C18\_VAL-PFAS\_Q4\_02-28-18-FULL.cdb 01 Mar 2018 12:54:21

Name: 180228M1\_48, Date: 01-Mar-2018, Time: 05:32:51, ID: B8B0121-BS1 OPR 0.125, Description: OPR

	# Name	Trace	Area	IS Area	Wt./Vol.	RRF	Pred.RT	RT	y Axis Resp.	Conc.	%Rec
1	3 PFBS	299.0 > 79.7	1.67e3	1.18e3	0.125		2.60	2.70	17.8	82.2820	102.9
2	5 PFHxA	313.2 > 268.9	6.61e3	2.08e3	0.125		3.19	3.20	15.9	81.2072	101.5
3	7 PFHpA	363.0 > 318.9	6.13e3	5.33e3	0.125		3.81	3.81	14.4	91.1156	113.9
4	8 L-PFHxS	398.9 > 79.6	1.35e3	8.55e2	0.125		4.17	3.96	19.7	77.1634	96.5
5	11 L-PFOA	413 > 368.7	7.52e3	9.71e3	0.125		4.40	4.33	9.68	80.3115	100.4
6	14 PFNA	463.0 > 418.8	8.55e3	7.15e3	0.125		4.76	4.77	15.0	94.3355	117.9
7	16 L-PFOS	499 > 79.9	2.12e3	2.48e3	0.125		4.90	4.85	10.7	84.4681	105.6
8	18 PFDA	513 > 468.8	7.35e3	6.52e3	0.125		5.14	5.15	14.1	76.8095	96.0
9	21 N-MeFOSAA	570.1 > 419	3.53e3	2.70e3	0.125		5.29	5.30	16.3	97.1524	121.4
10	22 N-EtFOSAA	584.2 > 419	2.39e3	2.68e3	0.125		5.45	5.46	11.1	94.7756	118.5
11	23 PFUdA	563.0 > 518.9	5.55e3	5.67e3	0.125		5.46	5.47	12.2	98.0213	122.5

Dataset: Z:\Projects\PFAS.PRO\Results\180228M1\180228M1-48.qld

Last Altered: Tuesday, March 06, 2018 10:46:13 Pacific Standard Time

Printed: Tuesday, March 06, 2018 10:46:56 Pacific Standard Time

Method: Z:\Projects\PFAS.PRO\MethDB\PFAS\_FULL\_80C\_022718.mdb 28 Feb 2018 13:19:45

Calibration: Z:\Projects\PFAS.PRO\CurveDB\C18\_VAL-PFAS\_Q4\_02-28-18-FULL.cdb 01 Mar 2018 12:54:21

Name: 180228M1\_48, Date: 01-Mar-2018, Time: 05:32:51, ID: B8B0121-BS1 OPR 0.125, Description: OPR

#	Name	Trace	Area	IS Area	Wt./Vol.	RRF	Pred.RT	RT	y Axis Resp.	Conc.	%Rec
1	25 PFD <sub>o</sub> A	612.9 > 569.0	6.91e3	5.52e3	0.125		5.74	5.75	15.6	99.7540	124.7
2	27 PFT <sub>r</sub> DA	662.9 > 618.9	7.19e3	5.52e3	0.125		5.98	6.00	16.3	89.1136	111.4
3	28 PFT <sub>e</sub> DA	712.9 > 668.8	5.69e3	2.69e3	0.125		6.20	6.22	26.4	88.2031	110.3
4	36 13C <sub>3</sub> -PFBS	302. > 98.8	1.18e3	7.22e3	0.125	0.123	2.69	2.70	2.04	132.1751	132.2
5	37 13C <sub>2</sub> -PFH <sub>x</sub> A	315 > 269.8	2.08e3	7.22e3	0.125	0.712	3.19	3.20	3.60	40.4179	101.0
6	38 13C <sub>4</sub> -PFH <sub>p</sub> A	367.2 > 321.8	5.33e3	7.22e3	0.125	0.678	3.81	3.81	9.23	108.9557	109.0
7	39 18O <sub>2</sub> -PFH <sub>x</sub> S	403.0 > 102.6	8.55e2	2.50e3	0.125	0.392	3.96	3.96	4.27	87.1135	87.1
8	40 13C <sub>2</sub> -PFOA	414.9 > 369.7	9.71e3	6.93e3	0.125	1.308	4.33	4.33	17.5	107.1556	107.2
9	41 13C <sub>5</sub> -PFNA	468.2 > 422.9	7.15e3	7.82e3	0.125	0.976	4.76	4.77	11.4	93.5789	93.6
10	42 13C <sub>8</sub> -PFOSA	506.1 > 77.7	1.42e3	8.60e3	0.125	0.254	4.83	4.84	2.06	64.8838	64.9
11	43 13C <sub>8</sub> -PFOS	507.0 > 79.9	2.48e3	2.63e3	0.125	1.040	4.84	4.85	11.8	90.6241	90.6
12	44 13C <sub>2</sub> -PFDA	515.1 > 469.9	6.52e3	8.84e3	0.125	0.967	5.14	5.15	9.23	76.3256	76.3
13	45 d <sub>3</sub> -N-MeFOSAA	573.3 > 419	2.70e3	8.60e3	0.125	0.381	5.29	5.29	3.93	82.5436	82.5
14	46 d <sub>5</sub> -N-EtFOSAA	589.3 > 419	2.68e3	8.60e3	0.125	0.399	5.45	5.45	3.89	78.1754	78.2
15	47 13C <sub>2</sub> -PFU <sub>d</sub> A	565 > 519.8	5.67e3	8.60e3	0.125	0.985	5.46	5.47	8.25	67.0200	67.0
16	48 13C <sub>2</sub> -PFD <sub>o</sub> A	615.0 > 569.7	5.52e3	8.60e3	0.125	0.813	5.74	5.75	8.03	79.0252	79.0
17	49 d <sub>3</sub> -N-MeFOSA	515.2 > 168.9		8.60e3	0.125	0.124	5.84				
18	50 13C <sub>2</sub> -PFT <sub>e</sub> DA	714.8 > 669.6	2.69e3	8.60e3	0.125	0.379	6.20	6.22	3.92	82.7786	82.8
19	51 d <sub>5</sub> -N-ETFOSA	531.1 > 168.9		8.60e3	0.125	0.189	6.22				
20	52 13C <sub>2</sub> -PFH <sub>x</sub> DA	815 > 769.7	2.70e3	8.60e3	0.125	0.703	6.51	6.55	3.92	44.6228	111.6
21	53 d <sub>7</sub> -N-MeFOSE	623.1 > 58.9		8.60e3	0.125	0.157	6.31				
22	54 d <sub>9</sub> -N-EtFOSE	639.2 > 58.8		8.60e3	0.125	0.146	6.45				
23	55 13C <sub>4</sub> -PFBA	217. > 171.8	7.60e3	7.60e3	0.125	1.000	1.46	1.46	12.5	100.0000	100.0
24	56 13C <sub>5</sub> -PFH <sub>x</sub> A	318 > 272.9	7.22e3	7.22e3	0.125	1.000	3.19	3.20	12.5	100.0000	100.0
25	57 13C <sub>3</sub> -PFH <sub>x</sub> S	401.9 > 79.9	2.50e3	2.50e3	0.125	1.000	3.96	3.96	12.5	100.0000	100.0
26	58 13C <sub>8</sub> -PFOA	421.3 > 376	6.93e3	6.93e3	0.125	1.000	4.33	4.33	12.5	100.0000	100.0
27	59 13C <sub>9</sub> -PFNA	472.2 > 426.9	7.82e3	7.82e3	0.125	1.000	4.70	4.77	12.5	100.0000	100.0
28	60 13C <sub>4</sub> -PFOS	503 > 79.9	2.63e3	2.63e3	0.125	1.000	4.84	4.85	12.5	100.0000	100.0
29	61 13C <sub>6</sub> -PFDA	519.1 > 473.7	8.84e3	8.84e3	0.125	1.000	5.14	5.15	12.5	100.0000	100.0
30	62 13C <sub>7</sub> -PFU <sub>d</sub> A	570.1 > 524.8	8.60e3	8.60e3	0.125	1.000	5.46	5.47	12.5	100.0000	100.0
31	63 Total PFH <sub>x</sub> S	398.9 > 79.6	1.35e3	8.55e2	0.125		3.85		19.7	77.1634	
32	64 Total PFOA	413 > 368.7	7.52e3	9.71e3	0.125		4.21		9.68	80.3115	

Dataset: Z:\Projects\PFAS.PRO\Results\180228M1\180228M1-48.qld

Last Altered: Tuesday, March 06, 2018 10:46:13 Pacific Standard Time

Printed: Tuesday, March 06, 2018 10:46:56 Pacific Standard Time

Name: 180228M1\_48, Date: 01-Mar-2018, Time: 05:32:51, ID: B8B0121-BS1 OPR 0.125, Description: OPR

	# Name	Trace	Area	IS Area	Wt./Vol.	RRF	Pred.RT	RT	y Axis Resp.	Conc.	%Rec
33	65 Total PFOS	499 > 79.9	2.12e3	2.48e3	0.125		4.73		10.7	84.4681	
34	66 Total N-MeFOSAA	570.1 > 419	3.53e3	2.70e3	0.125		5.29		16.3	97.1524	
35	67 Total N-EtFOSAA	584.2 > 419	2.39e3	2.68e3	0.125		5.45		11.1	94.7756	

Dataset: Z:\Projects\PFAS.PRO\Results\180228M1\180228M1-48.qld

Last Altered: Tuesday, March 06, 2018 10:46:13 Pacific Standard Time

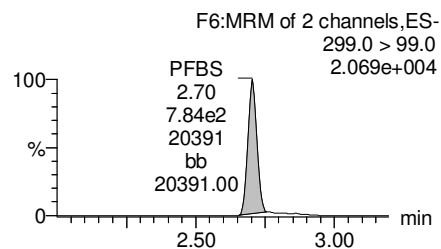
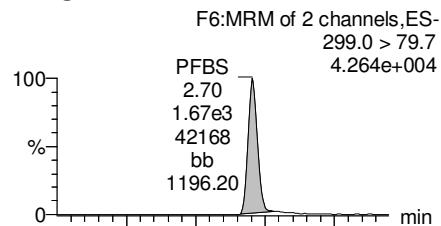
Printed: Tuesday, March 06, 2018 10:46:56 Pacific Standard Time

Method: Z:\Projects\PFAS.PRO\MethDB\PFAS\_FULL\_80C\_022718.mdb 28 Feb 2018 13:19:45

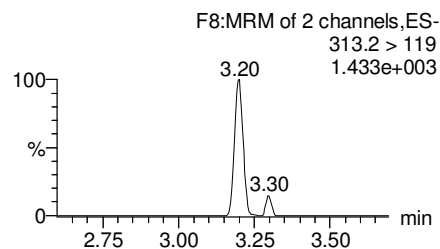
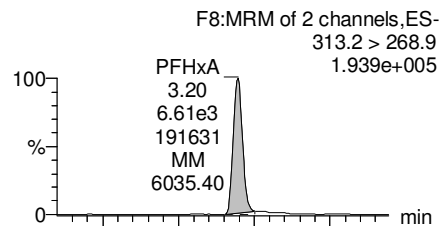
Calibration: Z:\Projects\PFAS.PRO\CurveDB\C18\_VAL-PFAS\_Q4\_02-28-18-FULL.cdb 01 Mar 2018 12:54:21

Name: 180228M1\_48, Date: 01-Mar-2018, Time: 05:32:51, ID: B8B0121-BS1 OPR 0.125, Description: OPR

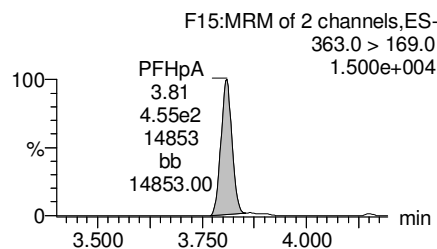
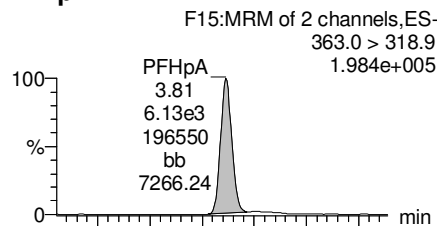
**PFBS**



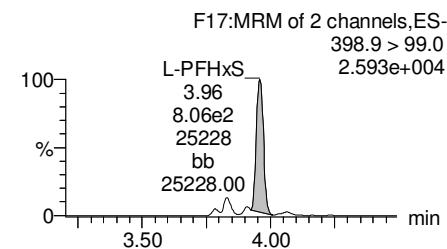
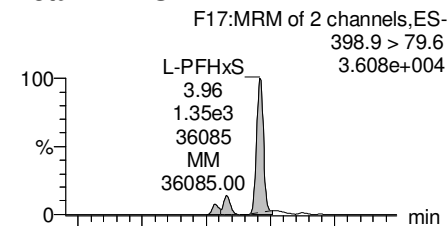
**PFHxA**



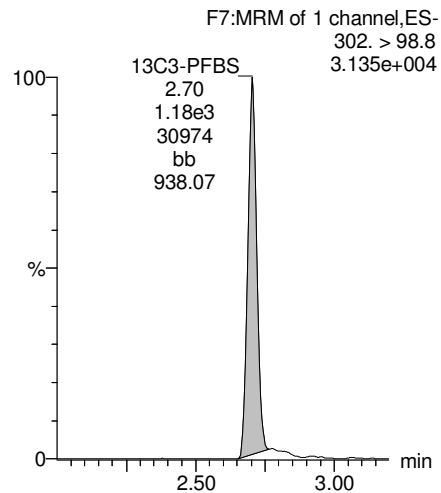
**PFHpA**



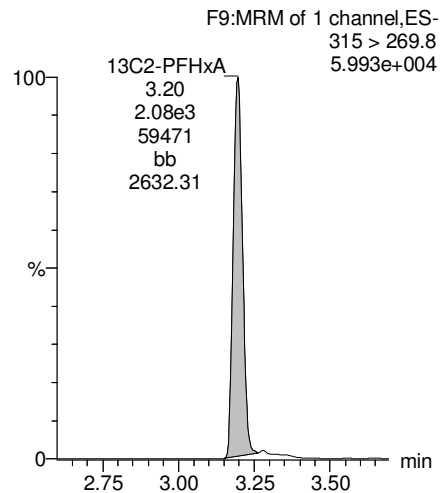
**Total PFHxS**



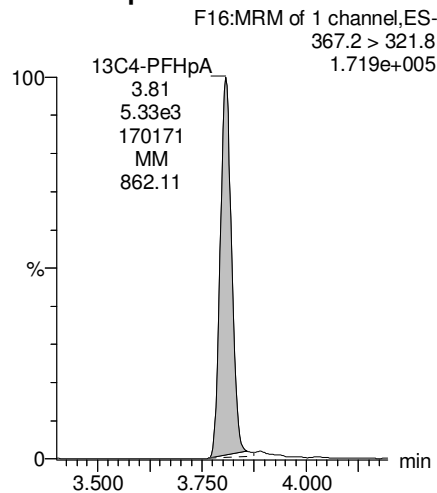
**13C3-PFBS**



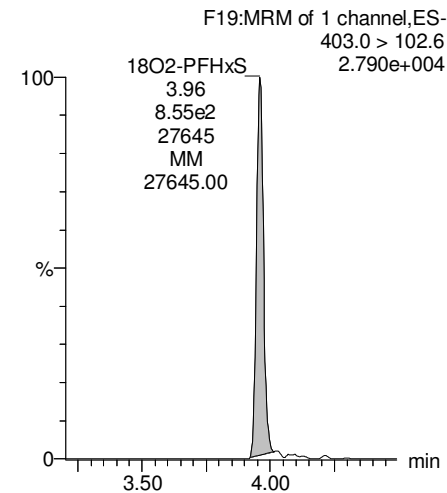
**13C2-PFHxA**



**13C4-PFHpA**



**18O2-PFHxS**



Dataset: Z:\Projects\PFAS.PRO\Results\180228M1\180228M1-48.qld

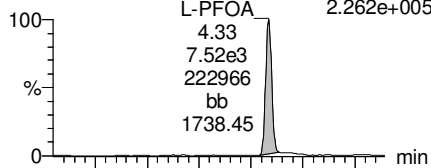
Last Altered: Tuesday, March 06, 2018 10:46:13 Pacific Standard Time

Printed: Tuesday, March 06, 2018 10:46:56 Pacific Standard Time

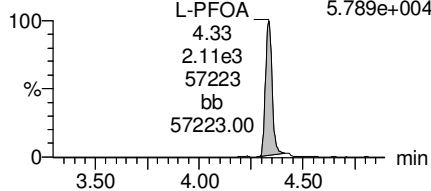
Name: 180228M1\_48, Date: 01-Mar-2018, Time: 05:32:51, ID: B8B0121-BS1 OPR 0.125, Description: OPR

**Total PFOA**

F20:MRM of 2 channels,ES-  
413 > 368.7  
2.262e+005

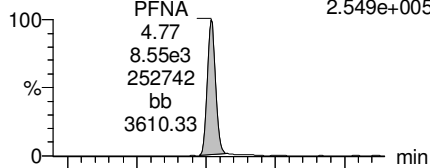


F20:MRM of 2 channels,ES-  
413 > 169  
5.789e+004

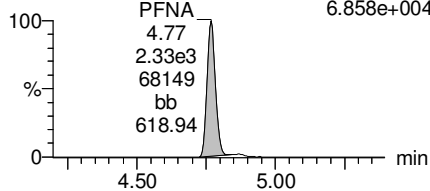


**PFNA**

F26:MRM of 2 channels,ES-  
463.0 > 418.8  
2.549e+005

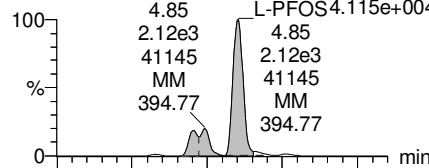


F26:MRM of 2 channels,ES-  
463.0 > 219.0  
6.858e+004

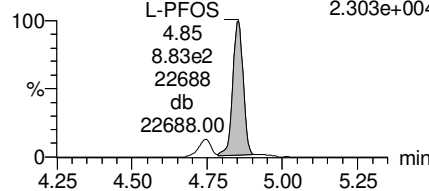


**Total PFOS**

F31:MRM of 2 channels,ES-  
499 > 79.9  
4.115e+004

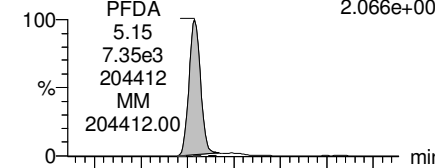


F31:MRM of 2 channels,ES-  
499 > 99  
2.303e+004

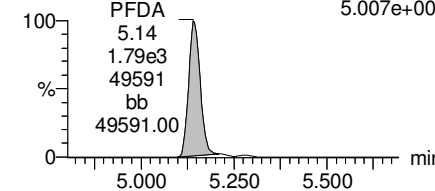


**PFDA**

F36:MRM of 2 channels,ES-  
513 > 468.8  
2.066e+005

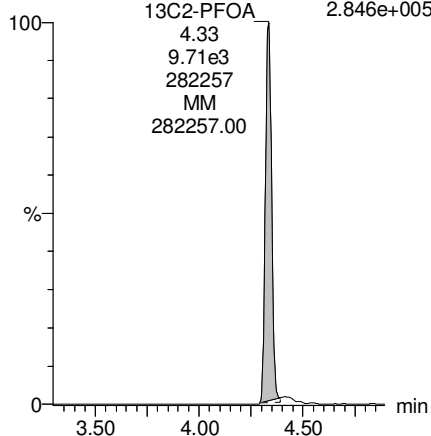


F36:MRM of 2 channels,ES-  
513 > 219  
5.007e+004



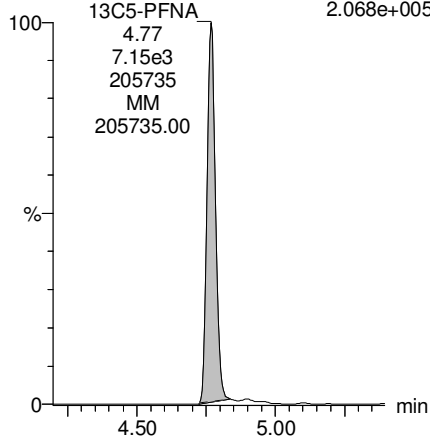
**13C2-PFOA**

F21:MRM of 1 channel,ES-  
414.9 > 369.7  
2.846e+005



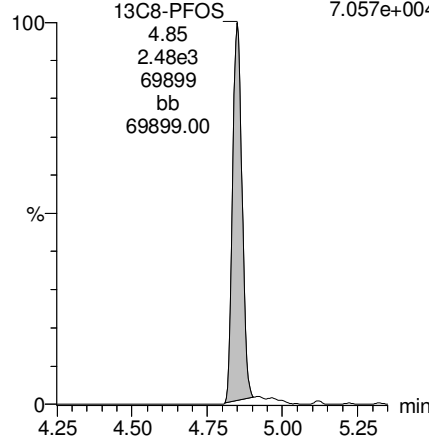
**13C5-PFNA**

F27:MRM of 1 channel,ES-  
468.2 > 422.9  
2.068e+005



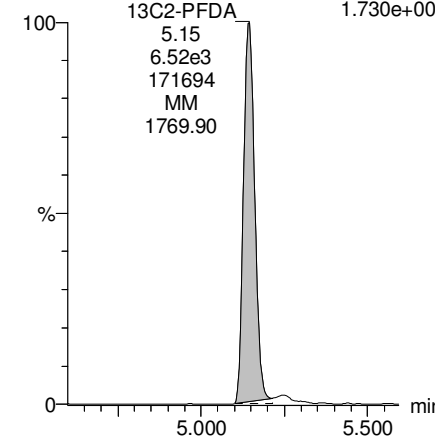
**13C8-PFOS**

F34:MRM of 1 channel,ES-  
507.0 > 79.9  
7.057e+004



**13C2-PFDA**

F37:MRM of 1 channel,ES-  
515.1 > 469.9  
1.730e+005



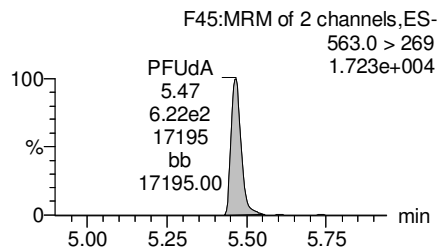
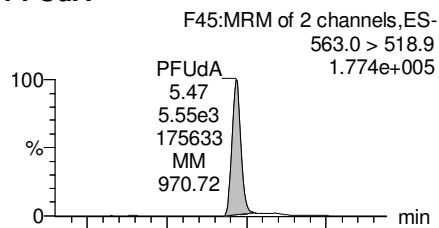
Dataset: Z:\Projects\PFAS.PRO\Results\180228M1\180228M1-48.qld

Last Altered: Tuesday, March 06, 2018 10:46:13 Pacific Standard Time

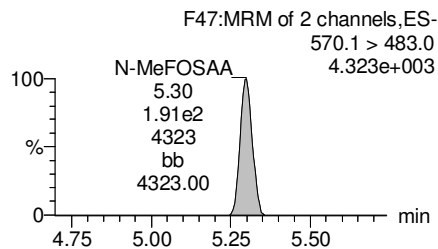
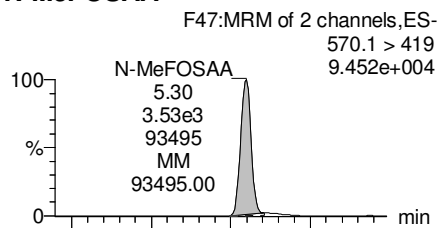
Printed: Tuesday, March 06, 2018 10:46:56 Pacific Standard Time

Name: 180228M1\_48, Date: 01-Mar-2018, Time: 05:32:51, ID: B8B0121-BS1 OPR 0.125, Description: OPR

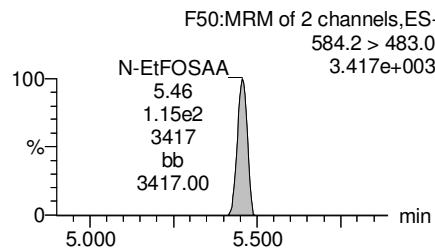
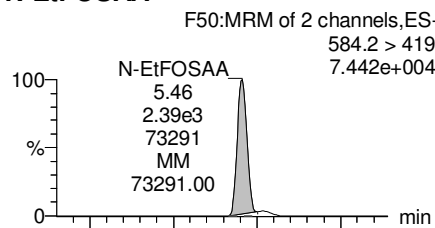
**PFUdA**



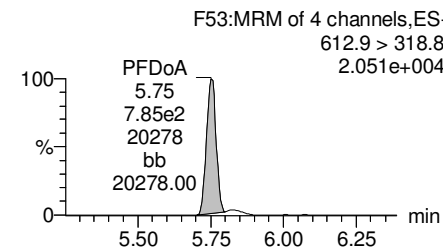
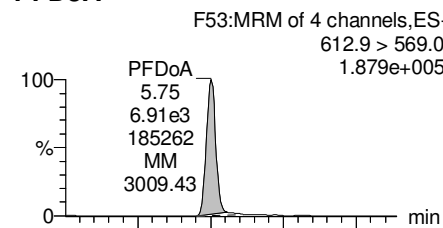
**N-MeFOSAA**



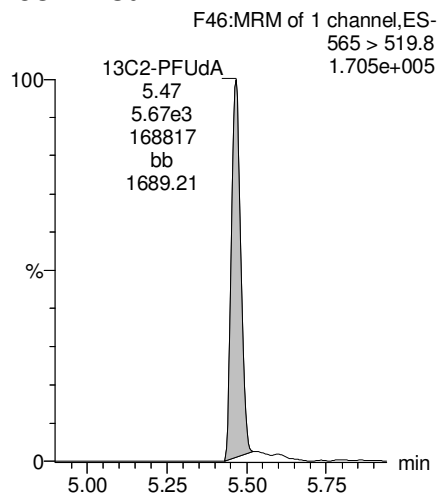
**N-EtFOSAA**



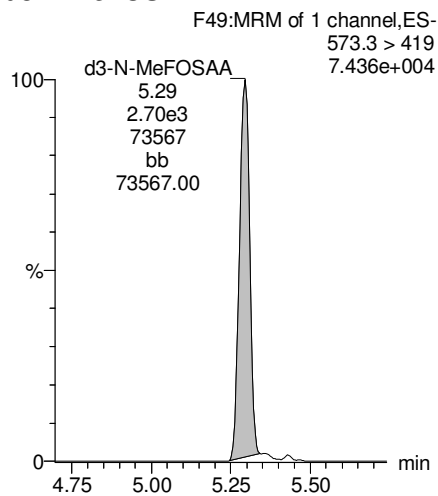
**PFDoA**



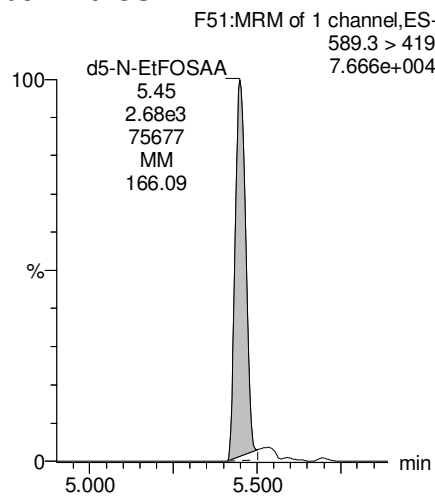
**13C2-PFUdA**



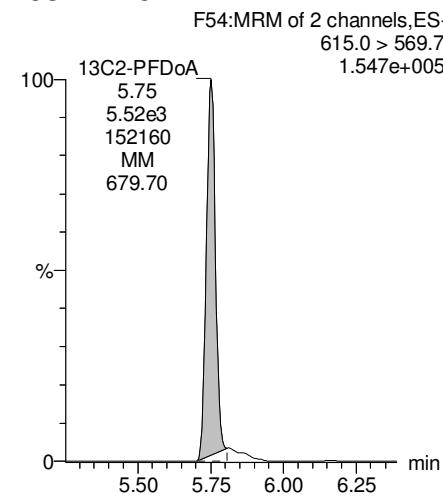
**d3-N-MeFOSAA**



**d5-N-EtFOSAA**



**13C2-PFDoA**



Dataset: Z:\Projects\PFAS.PRO\Results\180228M1\180228M1-48.qld

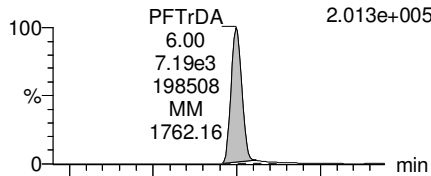
Last Altered: Tuesday, March 06, 2018 10:46:13 Pacific Standard Time

Printed: Tuesday, March 06, 2018 10:46:56 Pacific Standard Time

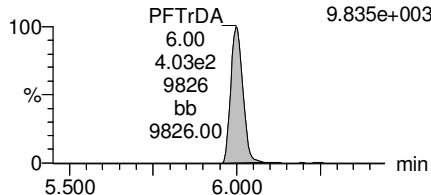
Name: 180228M1\_48, Date: 01-Mar-2018, Time: 05:32:51, ID: B8B0121-BS1 OPR 0.125, Description: OPR

**PFTrDA**

F59:MRM of 2 channels,ES-  
662.9 > 618.9  
2.013e+005

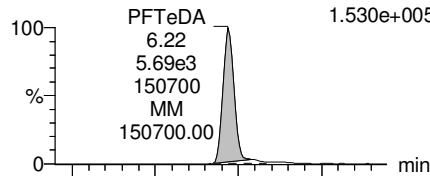


F59:MRM of 2 channels,ES-  
662.9 > 319  
9.835e+003

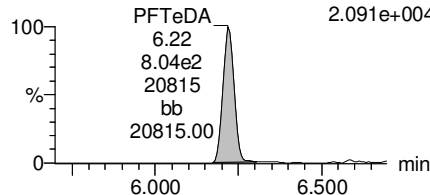


**PFTeDA**

F60:MRM of 2 channels,ES-  
712.9 > 668.8  
1.530e+005

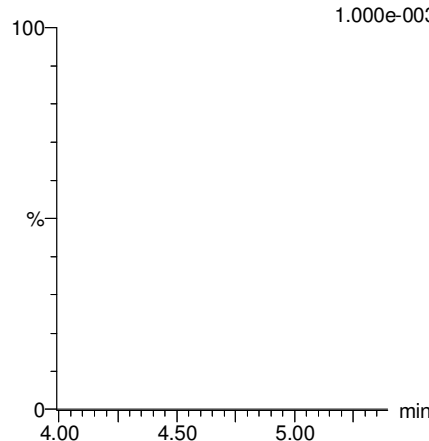


F60:MRM of 2 channels,ES-  
712.9 > 369  
2.091e+004



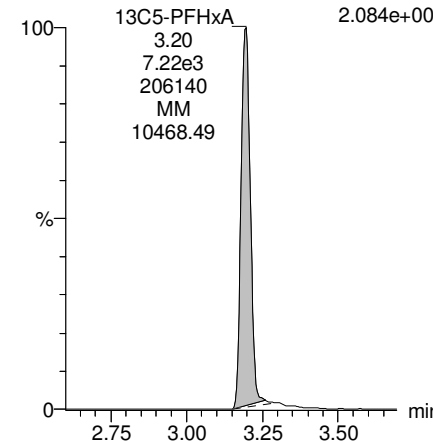
**TCDA**

F30:MRM of 3 channels,ES-  
498.3 > 106.9  
1.000e-003



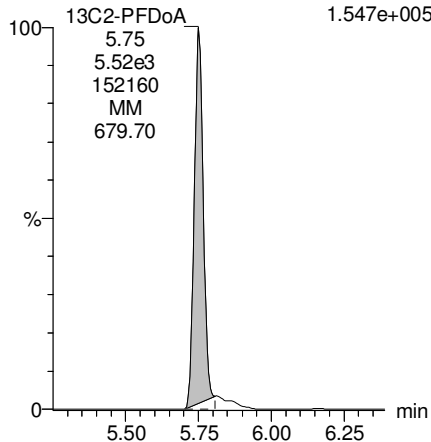
**13C5-PFHxA**

F10:MRM of 1 channel,ES-  
318 > 272.9  
2.084e+005



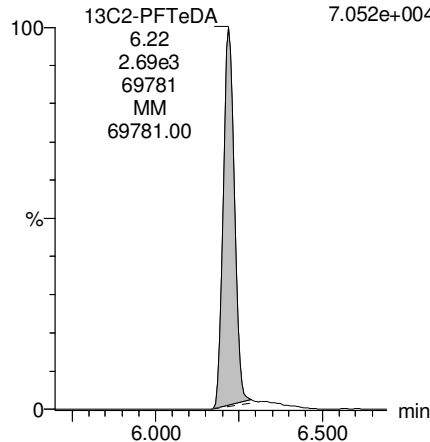
**13C2-PFDoA**

F54:MRM of 2 channels,ES-  
615.0 > 569.7  
1.547e+005



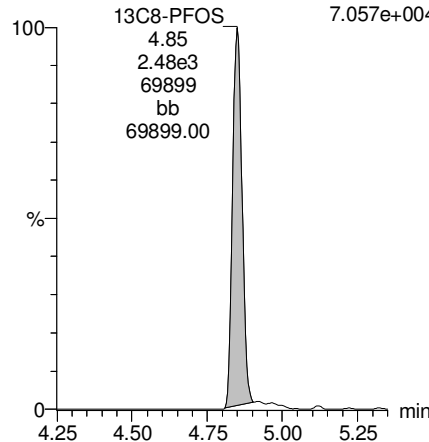
**13C2-PFTeDA**

F61:MRM of 2 channels,ES-  
714.8 > 669.6  
7.052e+004



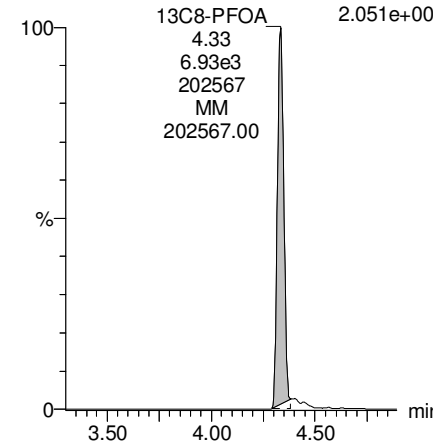
**13C8-PFOS**

F34:MRM of 1 channel,ES-  
507.0 > 79.9  
7.057e+004



**13C8-PFOA**

F22:MRM of 1 channel,ES-  
421.3 > 376  
2.051e+005



Dataset: Z:\Projects\PFAS.PRO\Results\180228M1\180228M1-48.qld

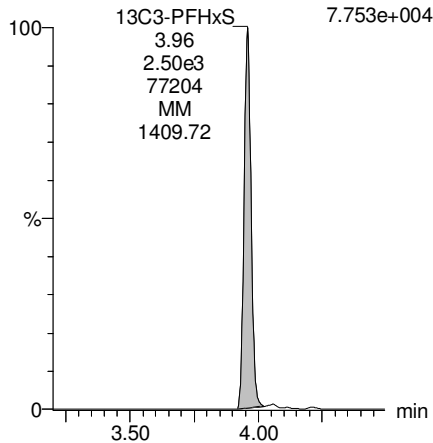
Last Altered: Tuesday, March 06, 2018 10:46:13 Pacific Standard Time

Printed: Tuesday, March 06, 2018 10:46:56 Pacific Standard Time

Name: 180228M1\_48, Date: 01-Mar-2018, Time: 05:32:51, ID: B8B0121-BS1 OPR 0.125, Description: OPR

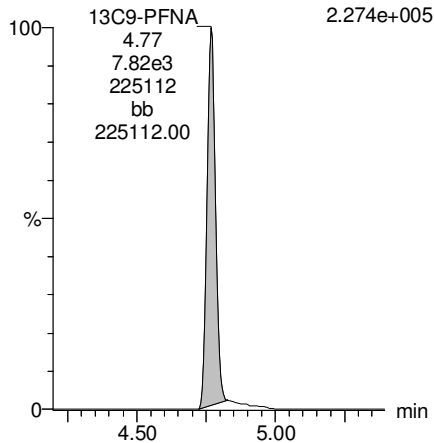
**13C3-PFHxS**

F18:MRM of 1 channel,ES-  
401.9 > 79.9  
7.753e+004



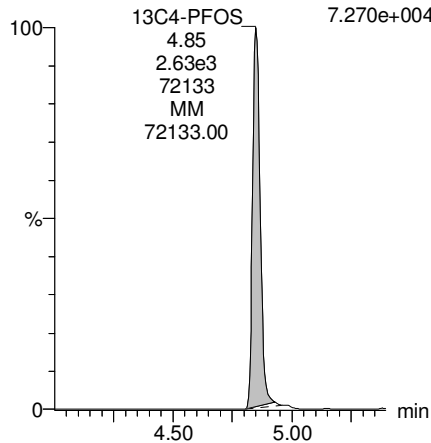
**13C9-PFNA**

F28:MRM of 1 channel,ES-  
472.2 > 426.9  
2.274e+005



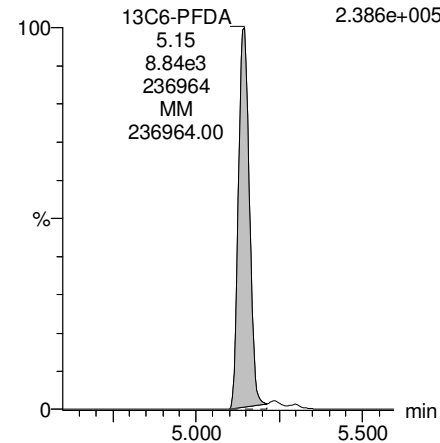
**13C4-PFOS**

F32:MRM of 1 channel,ES-  
503 > 79.9  
7.270e+004



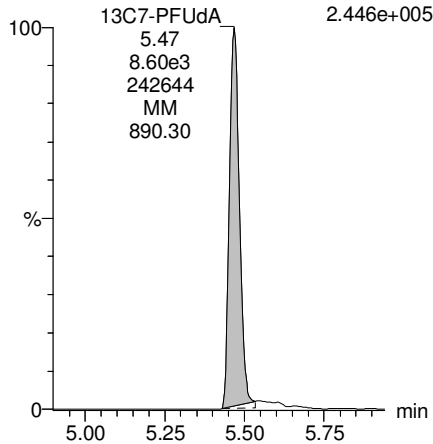
**13C6-PFDA**

F39:MRM of 1 channel,ES-  
519.1 > 473.7  
2.386e+005



**13C7-PFUdA**

F48:MRM of 1 channel,ES-  
570.1 > 524.8  
2.446e+005





Dataset: Z:\Projects\PFAS.PRO\Results\180228M1\180228M1-47.qld

Last Altered: Tuesday, March 06, 2018 10:34:25 Pacific Standard Time

Printed: Tuesday, March 06, 2018 10:35:46 Pacific Standard Time

Method: Z:\Projects\PFAS.PRO\MethDB\PFAS\_FULL\_80C\_022718.mdb 28 Feb 2018 13:19:45

Calibration: Z:\Projects\PFAS.PRO\CurveDB\C18\_VAL-PFAS\_Q4\_02-28-18-FULL.cdb 01 Mar 2018 12:54:21

Name: 180228M1\_47, Date: 01-Mar-2018, Time: 05:21:21, ID: B8B0121-BSD1 LCSD 0.125, Description: LCSD

	# Name	Trace	Area	IS Area	Wt./Vol.	RRF	Pred.RT	RT	y Axis Resp.	Conc.	%Rec
1	3 PFBS	299.0 > 79.7	1.76e3	1.22e3	0.125		2.60	2.71	18.0	83.4980	104.4
2	5 PFHxA	313.2 > 268.9	7.98e3	2.56e3	0.125		3.19	3.20	15.6	79.6598	99.6
3	7 PFHpA	363.0 > 318.9	6.87e3	6.01e3	0.125		3.81	3.81	14.3	90.7380	113.4
4	8 L-PFHxS	398.9 > 79.6	1.38e3	8.90e2	0.125		4.17	3.96	19.4	75.7447	94.7
5	11 L-PFOA	413 > 368.7	8.08e3	9.39e3	0.125		4.40	4.33	10.7	89.3234	111.7
6	14 PFNA	463.0 > 418.8	7.48e3	7.15e3	0.125		4.76	4.77	13.1	82.3393	102.9
7	16 L-PFOS	499 > 79.9	2.22e3	2.19e3	0.125		4.90	4.85	12.7	100.1073	125.1
8	18 PFDA	513 > 468.8	6.69e3	6.55e3	0.125		5.14	5.15	12.8	69.5607	87.0
9	21 N-MeFOSAA	570.1 > 419	2.78e3	2.59e3	0.125		5.29	5.30	13.4	80.2425	100.3
10	22 N-EtFOSAA	584.2 > 419	2.58e3	3.04e3	0.125		5.45	5.46	10.6	90.1866	112.7
11	23 PFUdA	563.0 > 518.9	5.63e3	8.46e3	0.125		5.46	5.47	8.31	66.3894	83.0

Dataset: Z:\Projects\PFAS.PRO\Results\180228M1\180228M1-47.qld

Last Altered: Tuesday, March 06, 2018 10:34:25 Pacific Standard Time

Printed: Tuesday, March 06, 2018 10:35:56 Pacific Standard Time

Method: Z:\Projects\PFAS.PRO\MethDB\PFAS\_FULL\_80C\_022718.mdb 28 Feb 2018 13:19:45

Calibration: Z:\Projects\PFAS.PRO\CurveDB\C18\_VAL-PFAS\_Q4\_02-28-18-FULL.cdb 01 Mar 2018 12:54:21

Name: 180228M1\_47, Date: 01-Mar-2018, Time: 05:21:21, ID: B8B0121-BSD1 LCSD 0.125, Description: LCSD

#	Name	Trace	Area	IS Area	Wt./Vol.	RRF	Pred.RT	RT	y Axis Resp.	Conc.	%Rec
1	25 PFDaA	612.9 > 569.0	5.51e3	6.14e3	0.125		5.74	5.75	11.2	71.5123	89.4
2	27 PFTDA	662.9 > 618.9	7.97e3	6.14e3	0.125		5.98	6.00	16.2	88.8137	111.0
3	28 PFTeDA	712.9 > 668.8	6.63e3	3.45e3	0.125		6.20	6.22	24.0	80.2355	100.3
4	36 13C3-PFBS	302. > 98.8	1.22e3	8.60e3	0.125	0.123	2.69	2.70	1.77	114.9481	114.9
5	37 13C2-PFHxA	315 > 269.8	2.56e3	8.60e3	0.125	0.712	3.19	3.20	3.71	41.7468	104.4
6	38 13C4-PFHpA	367.2 > 321.8	6.01e3	8.60e3	0.125	0.678	3.81	3.81	8.73	103.0065	103.0
7	39 18O2-PFHxS	403.0 > 102.6	8.90e2	2.14e3	0.125	0.392	3.96	3.96	5.21	106.0969	106.1
8	40 13C2-PFOA	414.9 > 369.7	9.39e3	7.09e3	0.125	1.308	4.33	4.33	16.6	101.2480	101.2
9	41 13C5-PFNA	468.2 > 422.9	7.15e3	9.07e3	0.125	0.976	4.76	4.77	9.85	80.7459	80.7
10	42 13C8-PFOSA	506.1 > 77.7	1.24e3	1.25e4	0.125	0.254	4.83	4.84	1.24	39.0161	39.0
11	43 13C8-PFOS	507.0 > 79.9	2.19e3	2.60e3	0.125	1.040	4.84	4.85	10.6	81.1732	81.2
12	44 13C2-PFDA	515.1 > 469.9	6.55e3	9.58e3	0.125	0.967	5.14	5.14	8.54	70.6875	70.7
13	45 d3-N-MeFOSAA	573.3 > 419	2.59e3	1.25e4	0.125	0.381	5.29	5.29	2.58	54.1266	54.1
14	46 d5-N-EtFOSAA	589.3 > 419	3.04e3	1.25e4	0.125	0.399	5.45	5.45	3.03	60.9103	60.9
15	47 13C2-PFUdA	565 > 519.8	8.46e3	1.25e4	0.125	0.985	5.46	5.47	8.44	68.5273	68.5
16	48 13C2-PFDoA	615.0 > 569.7	6.14e3	1.25e4	0.125	0.813	5.74	5.75	6.12	60.2243	60.2
17	49 d3-N-MeFOSA	515.2 > 168.9		1.25e4	0.125	0.124	5.84				
18	50 13C2-PFTeDA	714.8 > 669.6	3.45e3	1.25e4	0.125	0.379	6.20	6.22	3.44	72.6276	72.6
19	51 d5-N-ETFOSA	531.1 > 168.9		1.25e4	0.125	0.189	6.22				
20	52 13C2-PFHxDA	815 > 769.7	2.62e3	1.25e4	0.125	0.703	6.51	6.56	2.62	29.7761	74.4
21	53 d7-N-MeFOSE	623.1 > 58.9		1.25e4	0.125	0.157	6.31				
22	54 d9-N-EtFOSE	639.2 > 58.8		1.25e4	0.125	0.146	6.45				
23	55 13C4-PFBA	217. > 171.8	8.90e3	8.90e3	0.125	1.000	1.46	1.46	12.5	100.0000	100.0
24	56 13C5-PFHxA	318 > 272.9	8.60e3	8.60e3	0.125	1.000	3.19	3.20	12.5	100.0000	100.0
25	57 13C3-PFHxS	401.9 > 79.9	2.14e3	2.14e3	0.125	1.000	3.96	3.96	12.5	100.0000	100.0
26	58 13C8-PFOA	421.3 > 376	7.09e3	7.09e3	0.125	1.000	4.33	4.33	12.5	100.0000	100.0
27	59 13C9-PFNA	472.2 > 426.9	9.07e3	9.07e3	0.125	1.000	4.70	4.77	12.5	100.0000	100.0
28	60 13C4-PFOS	503 > 79.9	2.60e3	2.60e3	0.125	1.000	4.84	4.85	12.5	100.0000	100.0
29	61 13C6-PFDA	519.1 > 473.7	9.58e3	9.58e3	0.125	1.000	5.14	5.14	12.5	100.0000	100.0
30	62 13C7-PFUdA	570.1 > 524.8	1.25e4	1.25e4	0.125	1.000	5.46	5.47	12.5	100.0000	100.0
31	63 Total PFHxS	398.9 > 79.6	1.38e3	8.90e2	0.125		3.85		19.4	75.7447	
32	64 Total PFOA	413 > 368.7	8.08e3	9.39e3	0.125		4.21		10.7	89.3234	

Dataset: Z:\Projects\PFAS.PRO\Results\180228M1\180228M1-47.qld

Last Altered: Tuesday, March 06, 2018 10:34:25 Pacific Standard Time

Printed: Tuesday, March 06, 2018 10:35:56 Pacific Standard Time

Name: 180228M1\_47, Date: 01-Mar-2018, Time: 05:21:21, ID: B8B0121-BSD1 LCSD 0.125, Description: LCSD

	# Name	Trace	Area	IS Area	Wt./Vol.	RRF	Pred.RT	RT	y Axis Resp.	Conc.	%Rec
33	65 Total PFOS	499 > 79.9	2.22e3	2.19e3	0.125		4.73		12.7	100.1073	
34	66 Total N-MeFOSAA	570.1 > 419	2.78e3	2.59e3	0.125		5.29		13.4	80.2425	
35	67 Total N-EtFOSAA	584.2 > 419	2.58e3	3.04e3	0.125		5.45		10.6	90.1866	

Dataset: Z:\Projects\PFAS.PRO\Results\180228M1\180228M1-47.qld

Last Altered: Tuesday, March 06, 2018 10:34:25 Pacific Standard Time

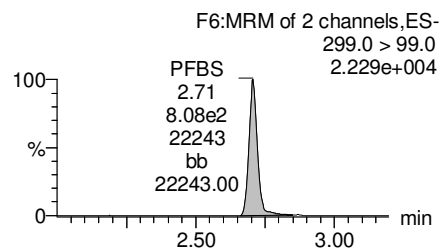
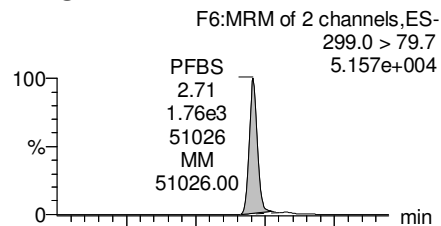
Printed: Tuesday, March 06, 2018 10:35:56 Pacific Standard Time

Method: Z:\Projects\PFAS.PRO\MethDB\PFAS\_FULL\_80C\_022718.mdb 28 Feb 2018 13:19:45

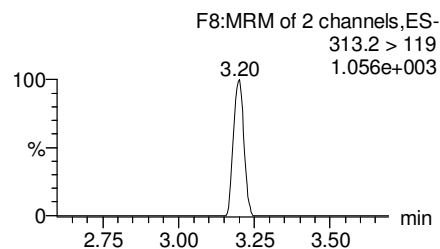
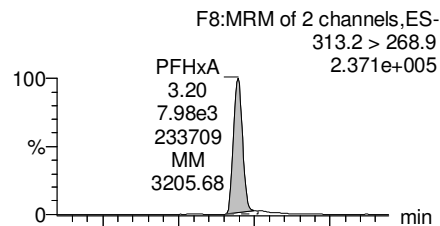
Calibration: Z:\Projects\PFAS.PRO\CurveDB\C18\_VAL-PFAS\_Q4\_02-28-18-FULL.cdb 01 Mar 2018 12:54:21

Name: 180228M1\_47, Date: 01-Mar-2018, Time: 05:21:21, ID: B8B0121-BSD1 LCSD 0.125, Description: LCSD

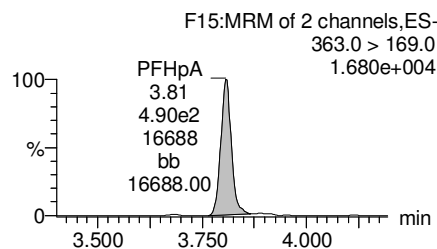
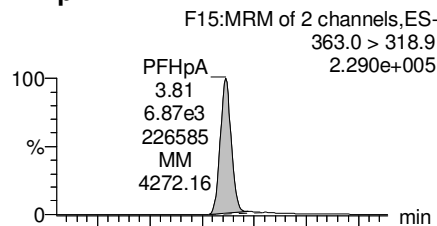
**PFBS**



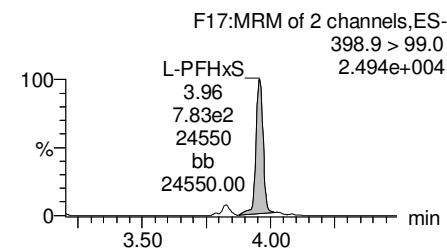
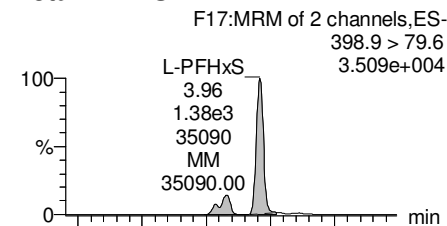
**PFHxA**



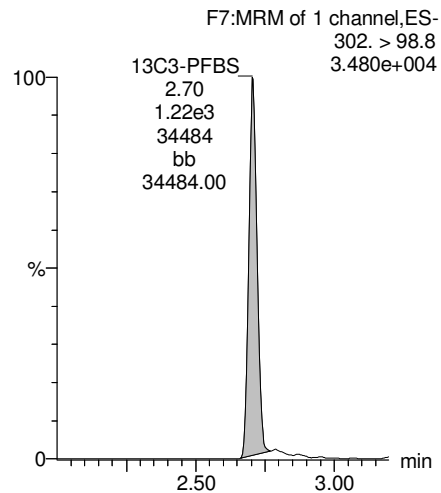
**PFHpA**



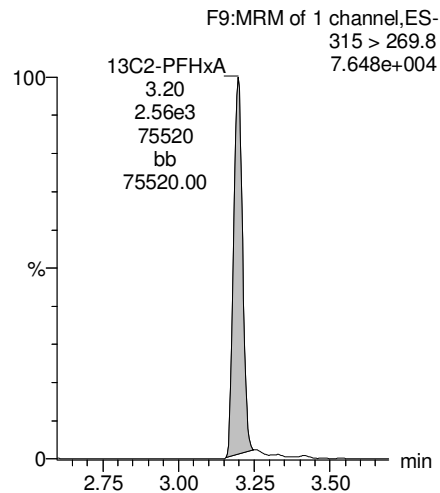
**Total PFHxS**



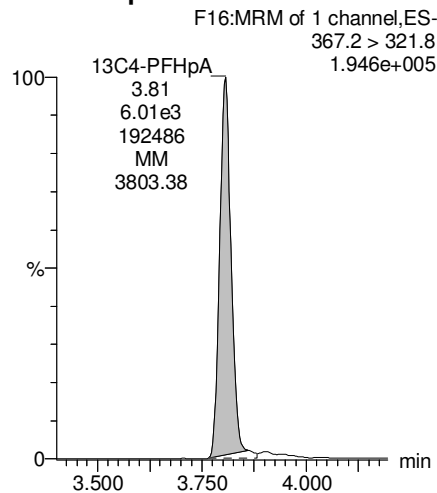
**13C3-PFBS**



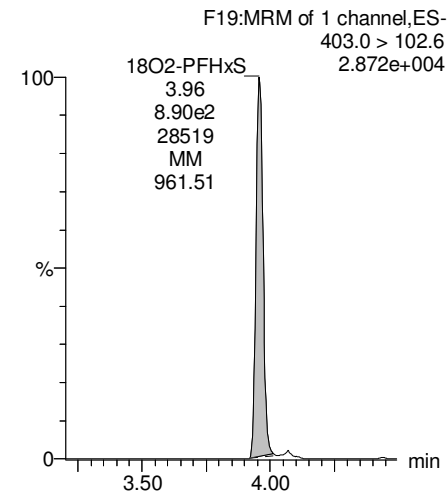
**13C2-PFHxA**



**13C4-PFHpA**



**18O2-PFHxS**



Dataset: Z:\Projects\PFAS.PRO\Results\180228M1\180228M1-47.qld

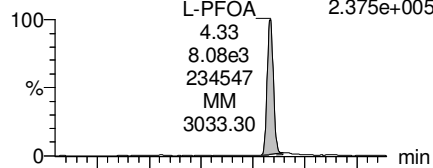
Last Altered: Tuesday, March 06, 2018 10:34:25 Pacific Standard Time

Printed: Tuesday, March 06, 2018 10:35:56 Pacific Standard Time

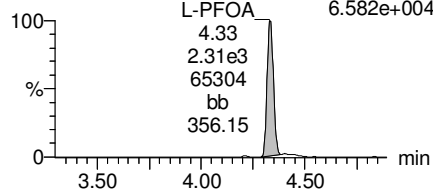
Name: 180228M1\_47, Date: 01-Mar-2018, Time: 05:21:21, ID: B8B0121-BSD1 LCSD 0.125, Description: LCSD

**Total PFOA**

F20:MRM of 2 channels,ES-  
413 > 368.7  
2.375e+005

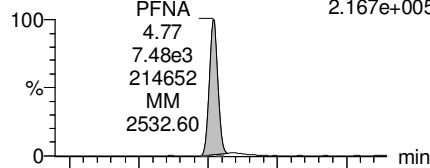


F20:MRM of 2 channels,ES-  
413 > 169  
6.582e+004

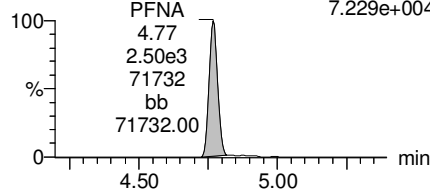


**PFNA**

F26:MRM of 2 channels,ES-  
463.0 > 418.8  
2.167e+005

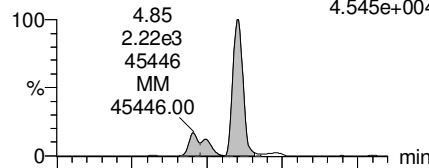


F26:MRM of 2 channels,ES-  
463.0 > 219.0  
7.229e+004

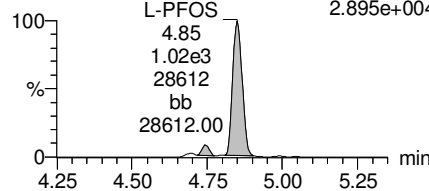


**Total PFOS**

F31:MRM of 2 channels,ES-  
499 > 79.9  
4.545e+004

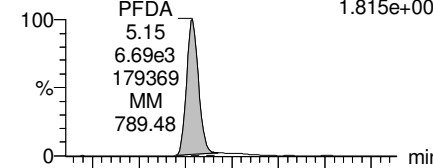


F31:MRM of 2 channels,ES-  
499 > 99  
2.895e+004

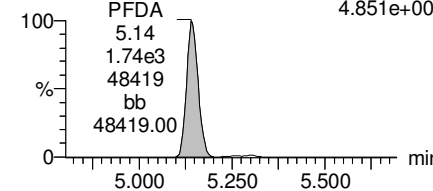


**PFDA**

F36:MRM of 2 channels,ES-  
513 > 468.8  
1.815e+005

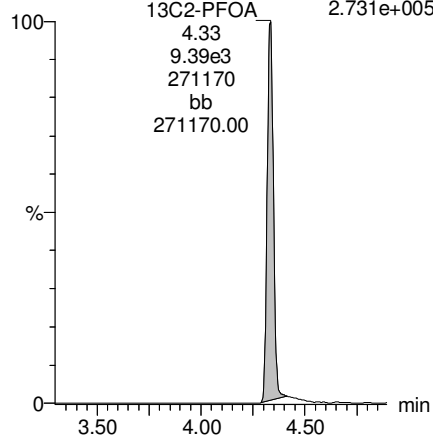


F36:MRM of 2 channels,ES-  
513 > 219  
4.851e+004



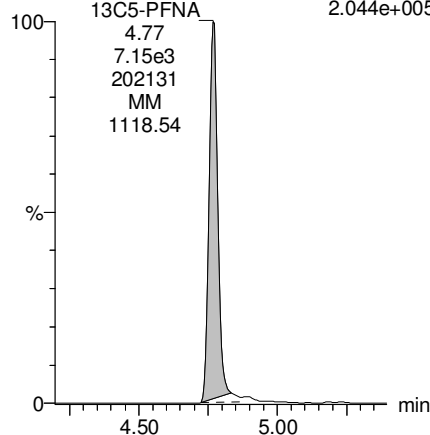
**13C2-PFOA**

F21:MRM of 1 channel,ES-  
414.9 > 369.7  
2.731e+005



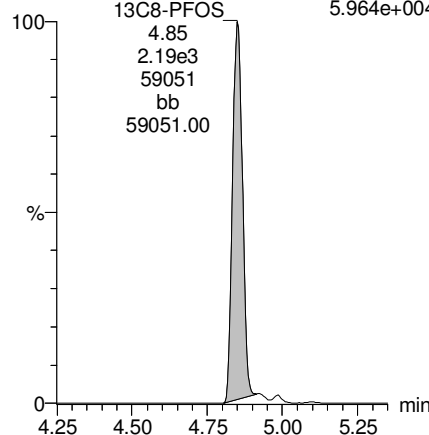
**13C5-PFNA**

F27:MRM of 1 channel,ES-  
468.2 > 422.9  
2.044e+005



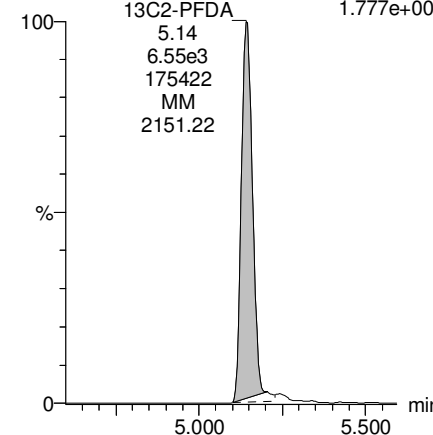
**13C8-PFOS**

F34:MRM of 1 channel,ES-  
507.0 > 79.9  
5.964e+004



**13C2-PFDA**

F37:MRM of 1 channel,ES-  
515.1 > 469.9  
1.777e+005



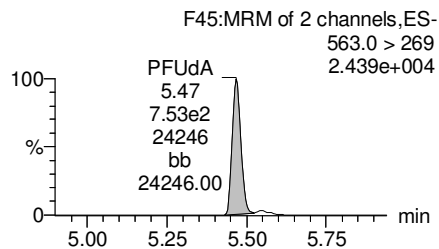
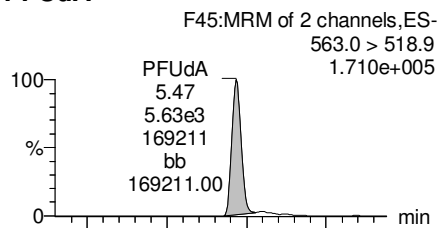
Dataset: Z:\Projects\PFAS.PRO\Results\180228M1\180228M1-47.qld

Last Altered: Tuesday, March 06, 2018 10:34:25 Pacific Standard Time

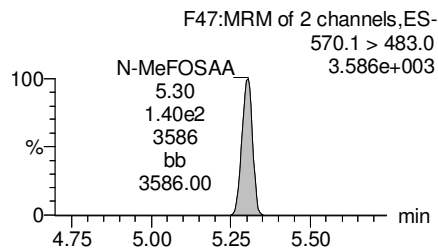
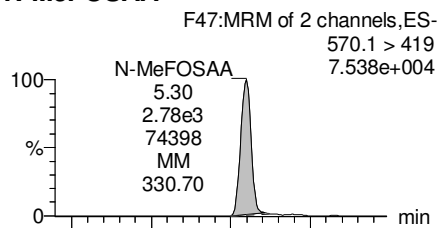
Printed: Tuesday, March 06, 2018 10:35:56 Pacific Standard Time

Name: 180228M1\_47, Date: 01-Mar-2018, Time: 05:21:21, ID: B8B0121-BSD1 LCSD 0.125, Description: LCSD

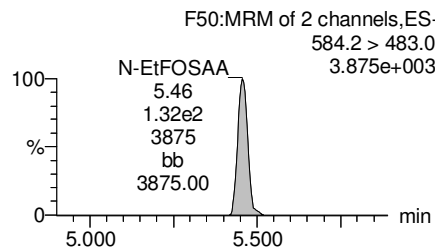
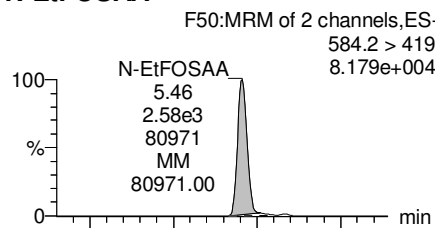
**PFUdA**



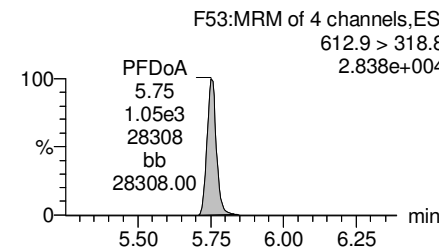
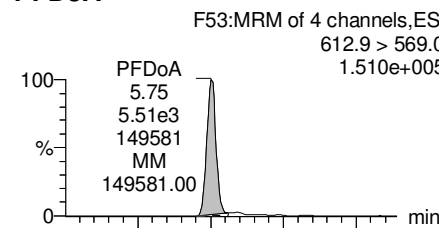
**N-MeFOSAA**



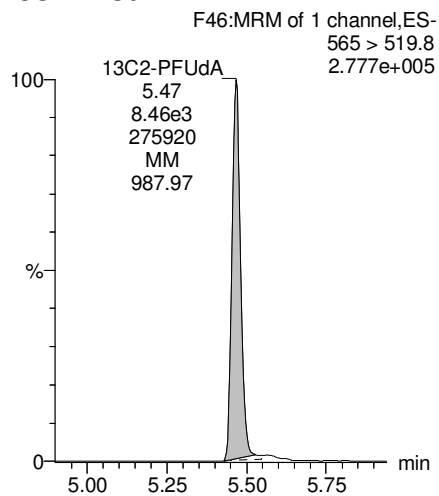
**N-EtFOSAA**



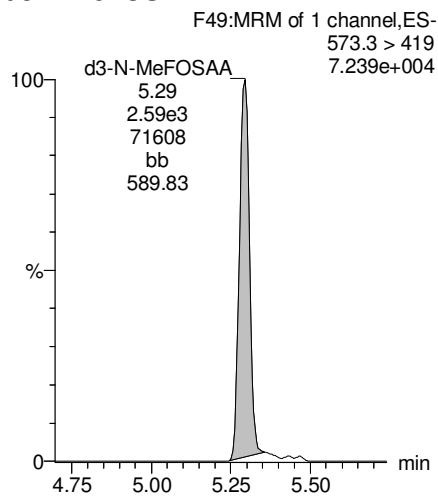
**PFDaA**



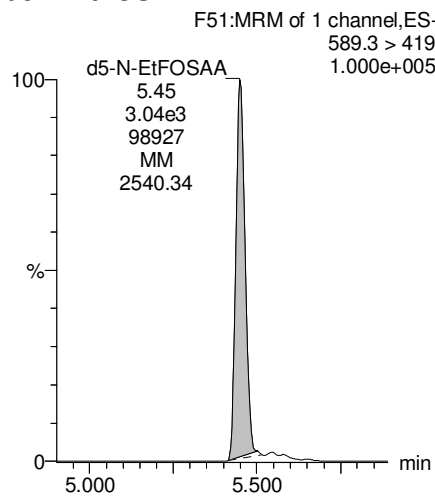
**13C2-PFUdA**



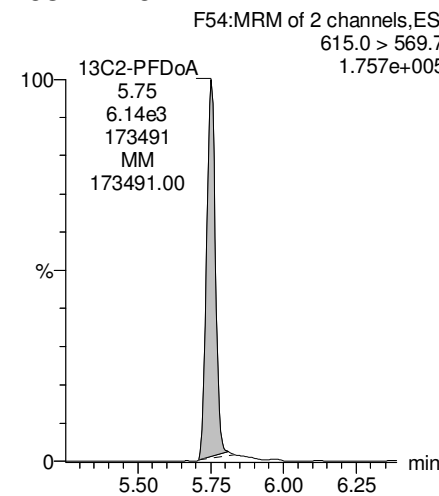
**d3-N-MeFOSAA**



**d5-N-EtFOSAA**



**13C2-PFDaA**



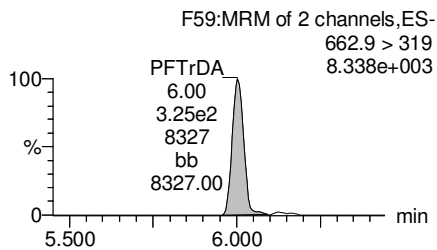
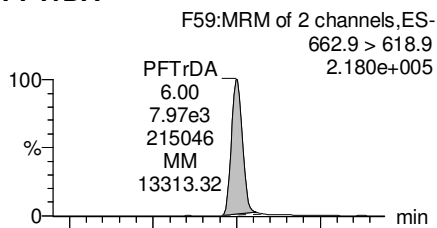
Dataset: Z:\Projects\PFAS.PRO\Results\180228M1\180228M1-47.qld

Last Altered: Tuesday, March 06, 2018 10:34:25 Pacific Standard Time

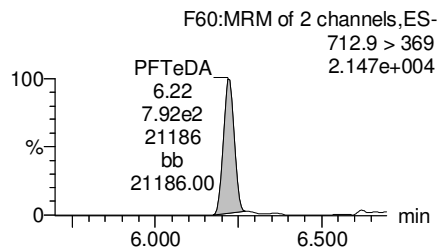
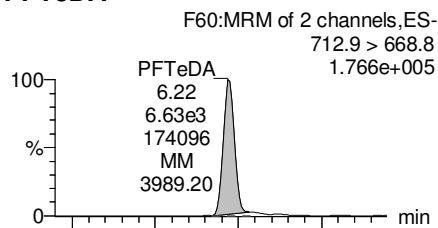
Printed: Tuesday, March 06, 2018 10:35:56 Pacific Standard Time

Name: 180228M1\_47, Date: 01-Mar-2018, Time: 05:21:21, ID: B8B0121-BSD1 LCSD 0.125, Description: LCSD

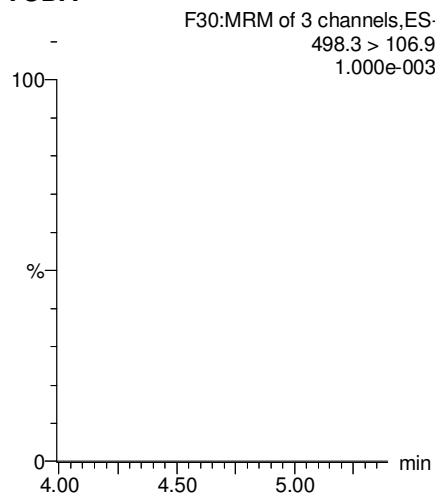
**PFTrDA**



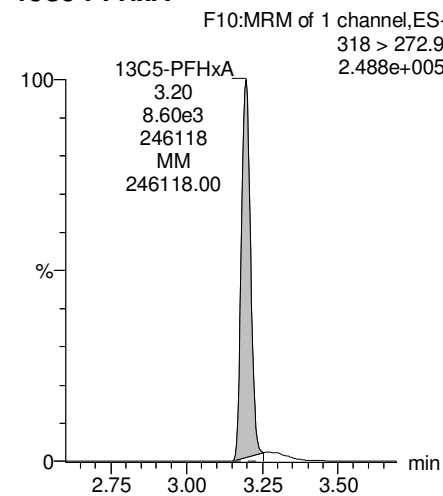
**PFTeDA**



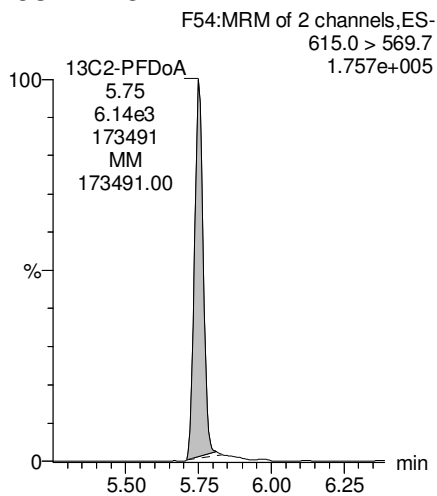
**TCDA**



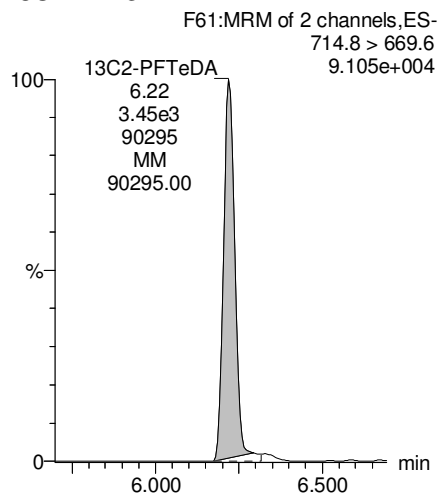
**13C5-PFHxA**



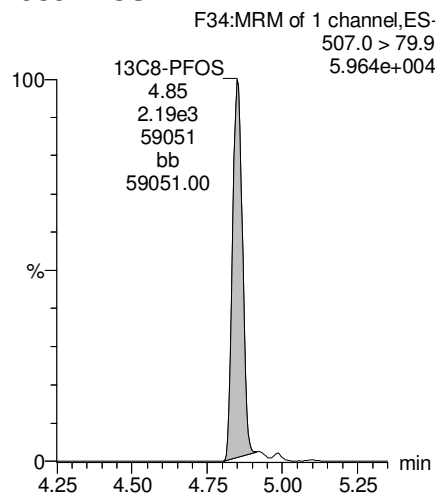
**13C2-PFDoA**



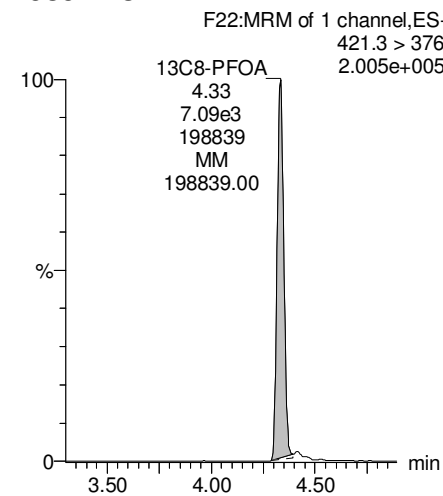
**13C2-PFTeDA**



**13C8-PFOS**



**13C8-PFOA**



Dataset: Z:\Projects\PFAS.PRO\Results\180228M1\180228M1-47.qld

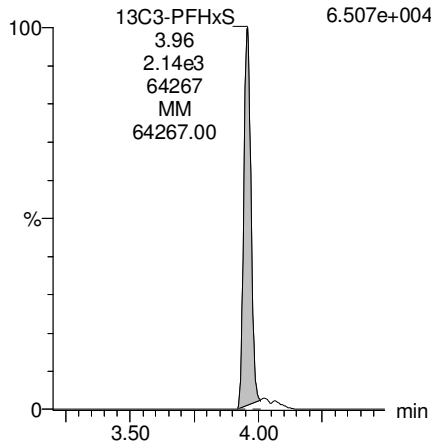
Last Altered: Tuesday, March 06, 2018 10:34:25 Pacific Standard Time

Printed: Tuesday, March 06, 2018 10:35:56 Pacific Standard Time

Name: 180228M1\_47, Date: 01-Mar-2018, Time: 05:21:21, ID: B8B0121-BSD1 LCSD 0.125, Description: LCSD

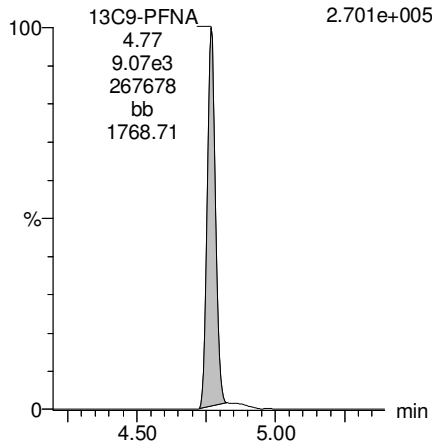
**13C3-PFHxS**

F18:MRM of 1 channel,ES-  
401.9 > 79.9  
6.507e+004



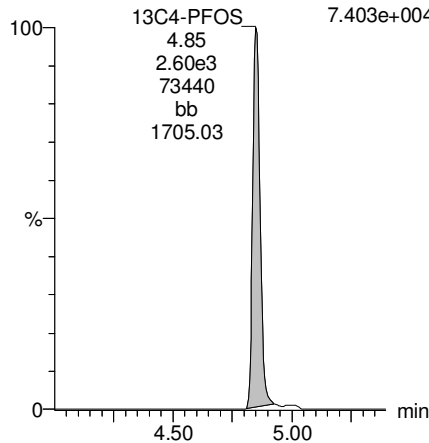
**13C9-PFNA**

F28:MRM of 1 channel,ES-  
472.2 > 426.9  
2.701e+005



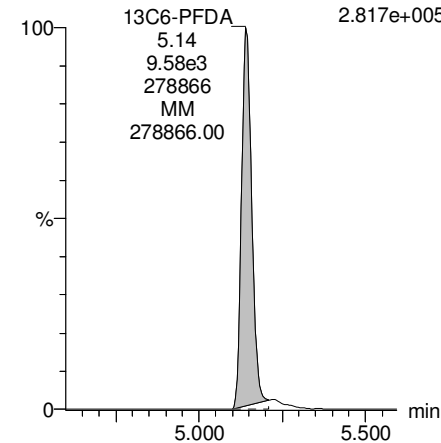
**13C4-PFOS**

F32:MRM of 1 channel,ES-  
503 > 79.9  
7.403e+004



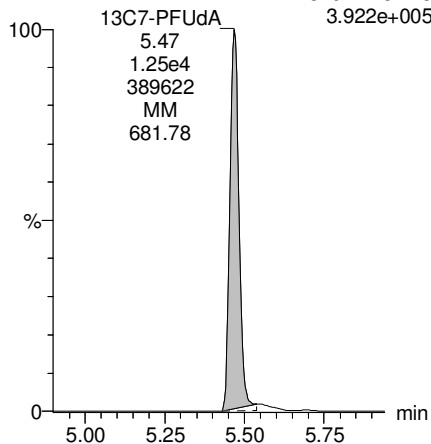
**13C6-PFDA**

F39:MRM of 1 channel,ES-  
519.1 > 473.7  
2.817e+005



**13C7-PFUdA**

F48:MRM of 1 channel,ES-  
570.1 > 524.8  
3.922e+005





Dataset: Z:\Projects\PFAS.PRO\Results\180228M1\180228M1-49.qld

Last Altered: Tuesday, March 06, 2018 10:59:12 Pacific Standard Time

Printed: Tuesday, March 06, 2018 10:59:31 Pacific Standard Time

Method: Z:\Projects\PFAS.PRO\MethDB\PFAS\_FULL\_80C\_022718.mdb 28 Feb 2018 13:19:45

Calibration: Z:\Projects\PFAS.PRO\CurveDB\C18\_VAL-PFAS\_Q4\_02-28-18-FULL.cdb 01 Mar 2018 12:54:21

Name: 180228M1\_49, Date: 01-Mar-2018, Time: 05:44:18, ID: 1800327-01 OF-RW42A-0218 0.10903, Description: OF-RW42A-0218

	# Name	Trace	Area	IS Area	Wt./Vol.	RRF	Pred.RT	RT	y Axis Resp.	Conc.	%Rec
1	3 PFBS	299.0 > 79.7	1.38e1	1.18e3	0.109		2.60	2.71	0.147	0.1927	
2	5 PFHxA	313.2 > 268.9	1.30e2	2.86e3	0.109		3.19	3.20	0.227	1.3066	
3	7 PFHpA	363.0 > 318.9		6.75e3	0.109		3.81				
4	8 L-PFHxS	398.9 > 79.6	8.90e1	8.66e2	0.109		4.17	3.96	1.28	7.4830	
5	11 L-PFOA	413 > 368.7	2.23e2	1.03e4	0.109		4.40	4.34	0.271	0.9775	
6	14 PFNA	463.0 > 418.8		7.89e3	0.109		4.76				
7	16 L-PFOS	499 > 79.9		2.37e3	0.109		4.90				
8	18 PFDA	513 > 468.8		8.52e3	0.109		5.14				
9	21 N-MeFOSAA	570.1 > 419		3.24e3	0.109		5.29				
10	22 N-EtFOSAA	584.2 > 419		3.64e3	0.109		5.45				
11	23 PFUdA	563.0 > 518.9		1.08e4	0.109		5.46				

Dataset: Z:\Projects\PFAS.PRO\Results\180228M1\180228M1-49.qld

Last Altered: Tuesday, March 06, 2018 10:59:12 Pacific Standard Time

Printed: Tuesday, March 06, 2018 10:59:40 Pacific Standard Time

Method: Z:\Projects\PFAS.PRO\MethDB\PFAS\_FULL\_80C\_022718.mdb 28 Feb 2018 13:19:45

Calibration: Z:\Projects\PFAS.PRO\CurveDB\C18\_VAL-PFAS\_Q4\_02-28-18-FULL.cdb 01 Mar 2018 12:54:21

Name: 180228M1\_49, Date: 01-Mar-2018, Time: 05:44:18, ID: 1800327-01 OF-RW42A-0218 0.10903, Description: OF-RW42A-0218

#	Name	Trace	Area	IS Area	Wt./Vol.	RRF	Pred.RT	RT	y Axis Resp.	Conc.	%Rec	
1	25	PFDa	612.9 > 569.0	9.46e3	0.109		5.74					
2	27	PFTDA	662.9 > 618.9	9.46e3	0.109		5.98					
3	28	PFTeDA	712.9 > 668.8	3.83e3	0.109		6.20					
4	36	13C3-PFBS	302. > 98.8	1.18e3	1.09e4	0.109	0.123	2.69	2.70	1.34	99.9611	87.2
5	37	13C2-PFHxA	315 > 269.8	2.86e3	1.09e4	0.109	0.712	3.19	3.20	3.27	42.1186	91.8
6	38	13C4-PFHpA	367.2 > 321.8	6.75e3	1.09e4	0.109	0.678	3.81	3.81	7.73	104.5665	91.2
7	39	18O2-PFHxS	403.0 > 102.6	8.66e2	2.37e3	0.109	0.392	3.96	3.96	4.58	106.9444	93.3
8	40	13C2-PFOA	414.9 > 369.7	1.03e4	9.12e3	0.109	1.308	4.33	4.33	14.1	98.7790	86.2
9	41	13C5-PFNA	468.2 > 422.9	7.89e3	9.04e3	0.109	0.976	4.76	4.77	10.9	102.3748	89.3
10	42	13C8-PFOSA	506.1 > 77.7	2.32e3	1.18e4	0.109	0.254	4.83	4.84	2.46	88.5565	77.2
11	43	13C8-PFOS	507.0 > 79.9	2.37e3	2.54e3	0.109	1.040	4.84	4.85	11.7	102.7844	89.7
12	44	13C2-PFDA	515.1 > 469.9	8.52e3	1.01e4	0.109	0.967	5.14	5.15	10.5	99.7012	87.0
13	45	d3-N-MeFOSAA	573.3 > 419	3.24e3	1.18e4	0.109	0.381	5.29	5.29	3.43	82.6325	72.1
14	46	d5-N-EtFOSAA	589.3 > 419	3.64e3	1.18e4	0.109	0.399	5.45	5.45	3.87	88.9532	77.6
15	47	13C2-PFUdA	565 > 519.8	1.08e4	1.18e4	0.109	0.985	5.46	5.47	11.5	106.8297	93.2
16	48	13C2-PFDoA	615.0 > 569.7	9.46e3	1.18e4	0.109	0.813	5.74	5.75	10.0	113.1582	98.7
17	49	d3-N-MeFOSA	515.2 > 168.9		1.18e4	0.109	0.124	5.84				
18	50	13C2-PFTeDA	714.8 > 669.6	3.83e3	1.18e4	0.109	0.379	6.20	6.22	4.06	98.4527	85.9
19	51	d5-N-ETFOSA	531.1 > 168.9		1.18e4	0.109	0.189	6.22				
20	52	13C2-PFHxDA	815 > 769.7	2.95e3	1.18e4	0.109	0.703	6.51	6.56	3.13	40.8484	89.1
21	53	d7-N-MeFOSE	623.1 > 58.9		1.18e4	0.109	0.157	6.31				
22	54	d9-N-EtFOSE	639.2 > 58.8		1.18e4	0.109	0.146	6.45				
23	55	13C4-PFBA	217. > 171.8	9.99e3	9.99e3	0.109	1.000	1.46	1.46	12.5	114.6473	100.0
24	56	13C5-PFHxA	318 > 272.9	1.09e4	1.09e4	0.109	1.000	3.19	3.20	12.5	114.6473	100.0
25	57	13C3-PFHxS	401.9 > 79.9	2.37e3	2.37e3	0.109	1.000	3.96	3.96	12.5	114.6473	100.0
26	58	13C8-PFOA	421.3 > 376	9.12e3	9.12e3	0.109	1.000	4.33	4.33	12.5	114.6473	100.0
27	59	13C9-PFNA	472.2 > 426.9	9.04e3	9.04e3	0.109	1.000	4.70	4.77	12.5	114.6473	100.0
28	60	13C4-PFOS	503 > 79.9	2.54e3	2.54e3	0.109	1.000	4.84	4.85	12.5	114.6473	100.0
29	61	13C6-PFDA	519.1 > 473.7	1.01e4	1.01e4	0.109	1.000	5.14	5.15	12.5	114.6473	100.0
30	62	13C7-PFUdA	570.1 > 524.8	1.18e4	1.18e4	0.109	1.000	5.46	5.47	12.5	114.6473	100.0
31	63	Total PFHxS	398.9 > 79.6	8.90e1	8.66e2	0.109		3.85		1.28	7.4830	
32	64	Total PFOA	413 > 368.7	2.23e2	1.03e4	0.109		4.21		0.271	0.9775	

Dataset: Z:\Projects\PFAS.PRO\Results\180228M1\180228M1-49.qld

Last Altered: Tuesday, March 06, 2018 10:59:12 Pacific Standard Time

Printed: Tuesday, March 06, 2018 10:59:40 Pacific Standard Time

**Name: 180228M1\_49, Date: 01-Mar-2018, Time: 05:44:18, ID: 1800327-01 OF-RW42A-0218 0.10903, Description: OF-RW42A-0218**

	# Name	Trace	Area	IS Area	Wt./Vol.	RRF	Pred.RT	RT	y Axis Resp.	Conc.	%Rec
33	65 Total PFOS	499 > 79.9	0.00e0	2.37e3	0.109		4.73		0.000		
34	66 Total N-MeFOSAA	570.1 > 419	0.00e0	3.24e3	0.109		5.29		0.000		
35	67 Total N-EtFOSAA	584.2 > 419	0.00e0	3.64e3	0.109		5.45		0.000		

Dataset: Z:\Projects\PFAS.PRO\Results\180228M1\180228M1-49.qld

Last Altered: Tuesday, March 06, 2018 10:59:12 Pacific Standard Time

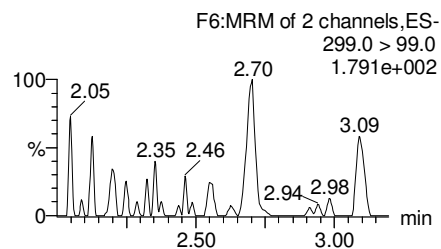
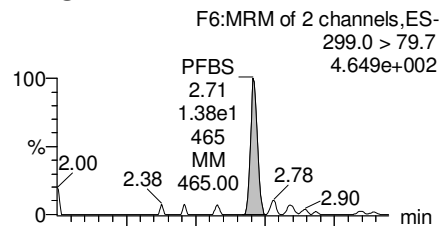
Printed: Tuesday, March 06, 2018 10:59:40 Pacific Standard Time

Method: Z:\Projects\PFAS.PRO\MethDB\PFAS\_FULL\_80C\_022718.mdb 28 Feb 2018 13:19:45

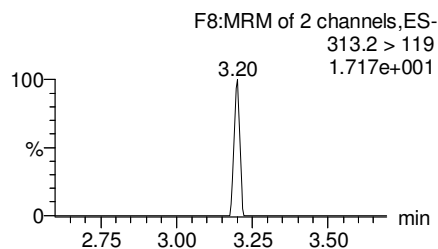
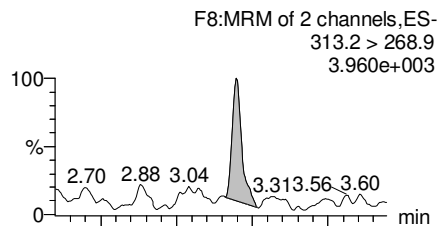
Calibration: Z:\Projects\PFAS.PRO\CurveDB\C18\_VAL-PFAS\_Q4\_02-28-18-FULL.cdb 01 Mar 2018 12:54:21

Name: 180228M1\_49, Date: 01-Mar-2018, Time: 05:44:18, ID: 1800327-01 OF-RW42A-0218 0.10903, Description: OF-RW42A-0218

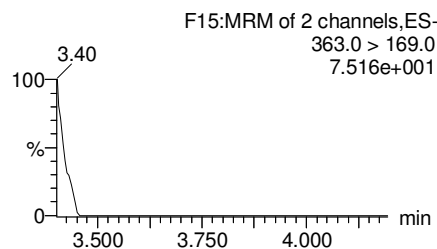
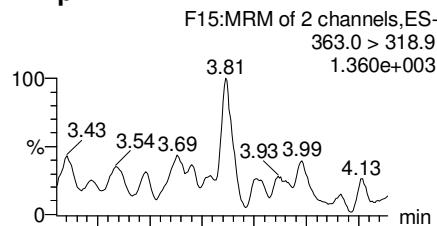
**PFBS**



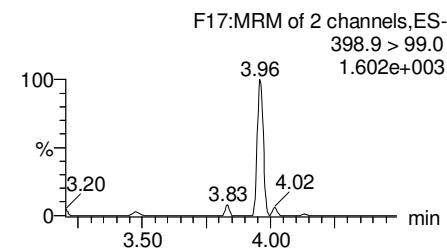
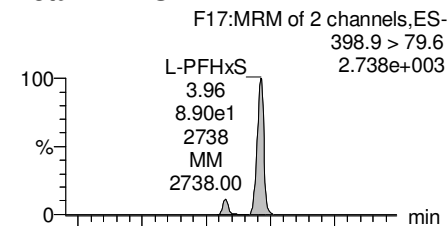
**PFHxA**



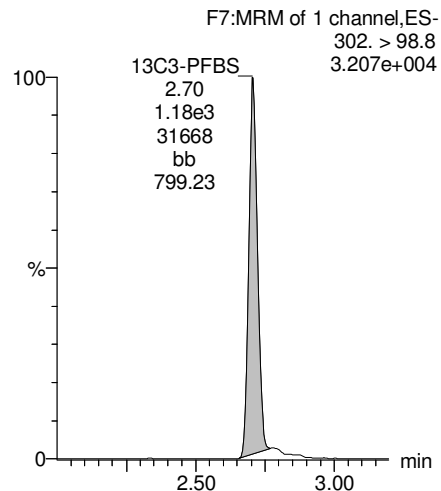
**PFHpA**



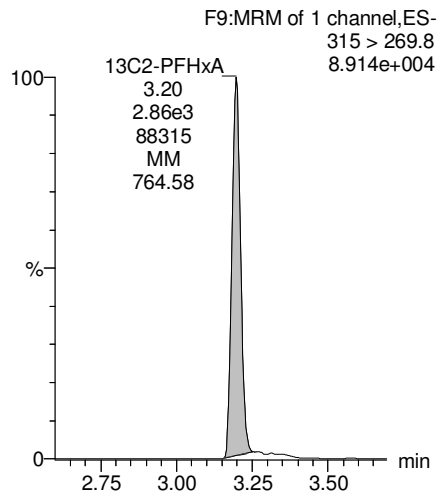
**Total PFHxS**



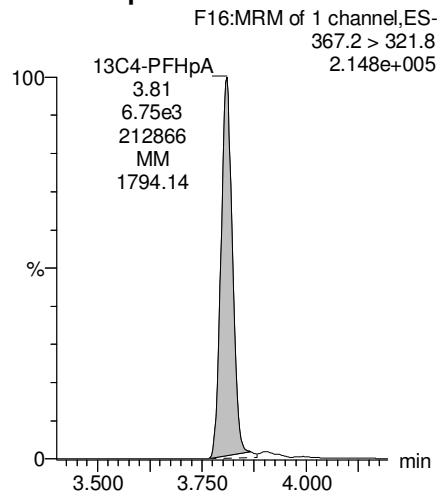
**13C3-PFBS**



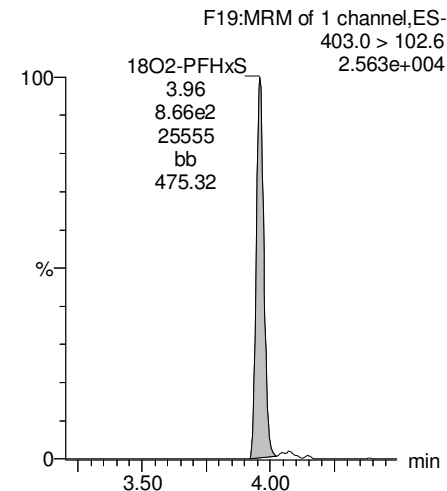
**13C2-PFHxA**



**13C4-PFHpA**



**18O2-PFHxS**



Dataset: Z:\Projects\PFAS.PRO\Results\180228M1\180228M1-49.qld

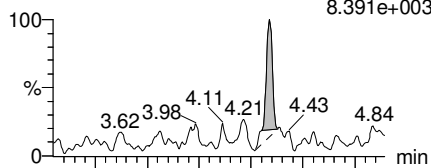
Last Altered: Tuesday, March 06, 2018 10:59:12 Pacific Standard Time

Printed: Tuesday, March 06, 2018 10:59:40 Pacific Standard Time

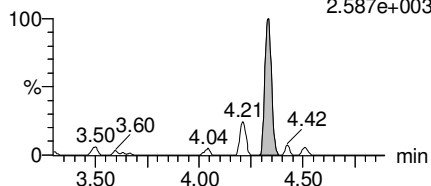
Name: 180228M1\_49, Date: 01-Mar-2018, Time: 05:44:18, ID: 1800327-01 OF-RW42A-0218 0.10903, Description: OF-RW42A-0218

**Total PFOA**

F20:MRM of 2 channels,ES-  
413 > 368.7  
8.391e+003

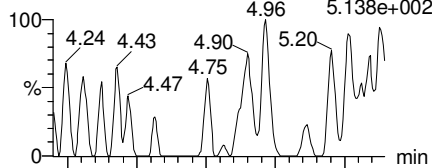


F20:MRM of 2 channels,ES-  
413 > 169  
2.587e+003




**PFNA**

F26:MRM of 2 channels,ES-  
463.0 > 418.8  
5.138e+002

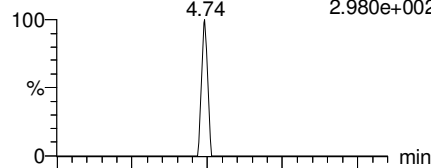


F26:MRM of 2 channels,ES-  
463.0 > 219.0  
1.000e+003

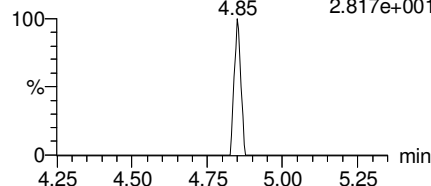


**Total PFOS**

F31:MRM of 2 channels,ES-  
499 > 79.9  
2.980e+002

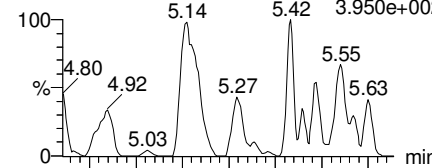


F31:MRM of 2 channels,ES-  
499 > 99  
2.817e+001

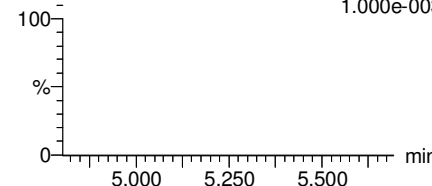


**PFDA**

F36:MRM of 2 channels,ES-  
513 > 468.8  
3.950e+002

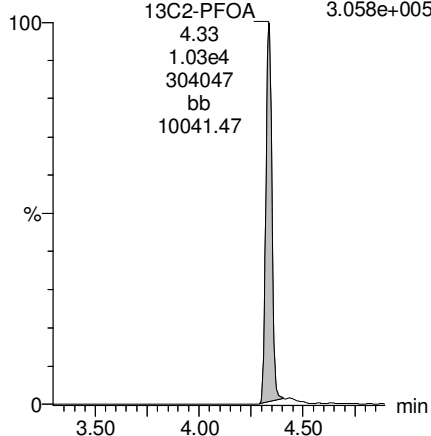


F36:MRM of 2 channels,ES-  
513 > 219  
1.000e+003



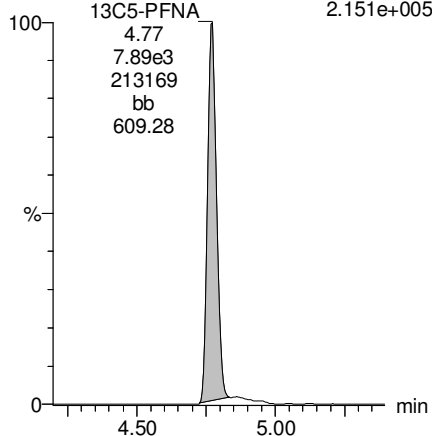
**13C2-PFOA**

F21:MRM of 1 channel,ES-  
414.9 > 369.7  
3.058e+005



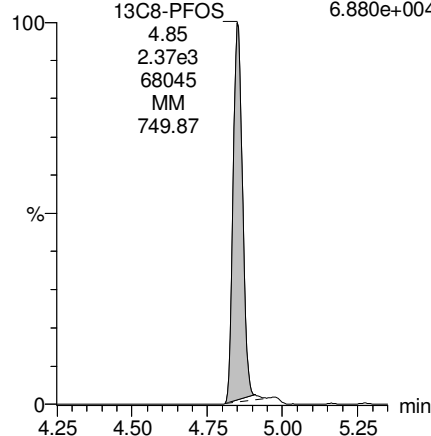
**13C5-PFNA**

F27:MRM of 1 channel,ES-  
468.2 > 422.9  
2.151e+005



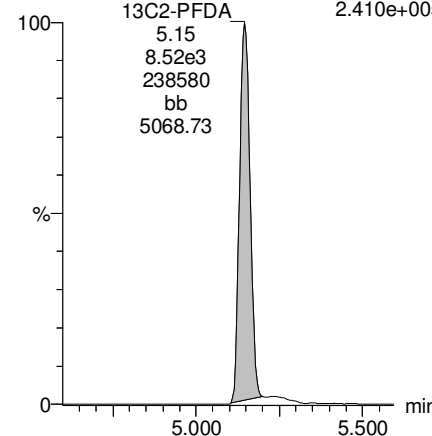
**13C8-PFOS**

F34:MRM of 1 channel,ES-  
507.0 > 79.9  
6.880e+004



**13C2-PFDA**

F37:MRM of 1 channel,ES-  
515.1 > 469.9  
2.410e+005



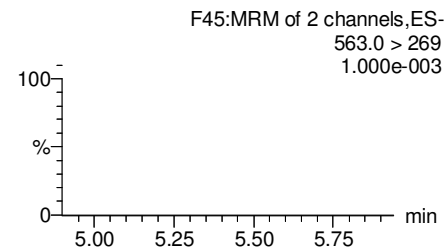
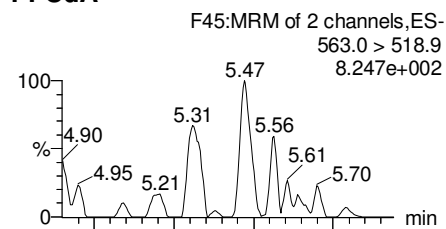
Dataset: Z:\Projects\PFAS.PRO\Results\180228M1\180228M1-49.qld

Last Altered: Tuesday, March 06, 2018 10:59:12 Pacific Standard Time

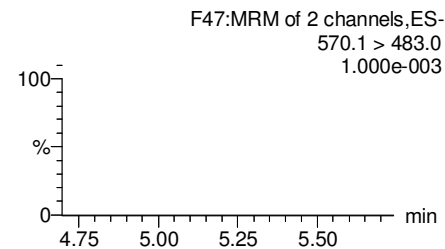
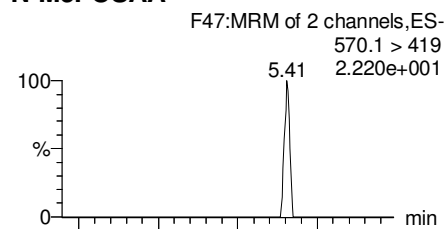
Printed: Tuesday, March 06, 2018 10:59:40 Pacific Standard Time

Name: 180228M1\_49, Date: 01-Mar-2018, Time: 05:44:18, ID: 1800327-01 OF-RW42A-0218 0.10903, Description: OF-RW42A-0218

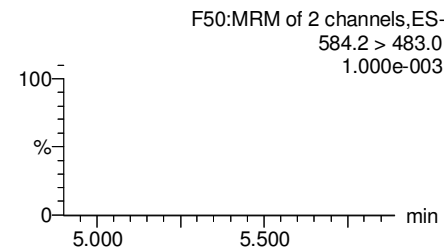
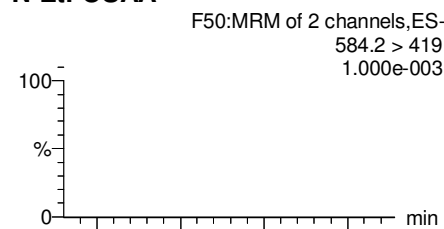
**PFUdA**



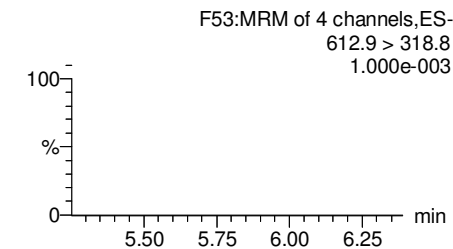
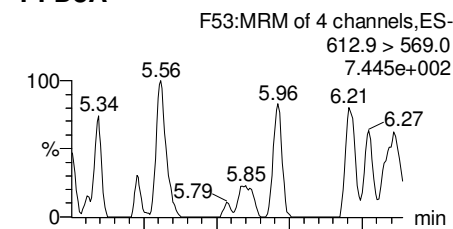
**N-MeFOSAA**



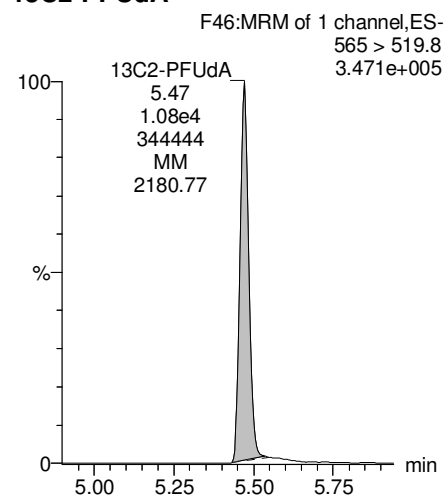
**N-EtFOSAA**



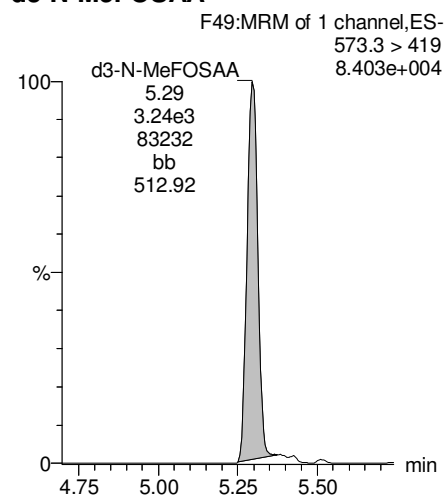
**PFDaA**



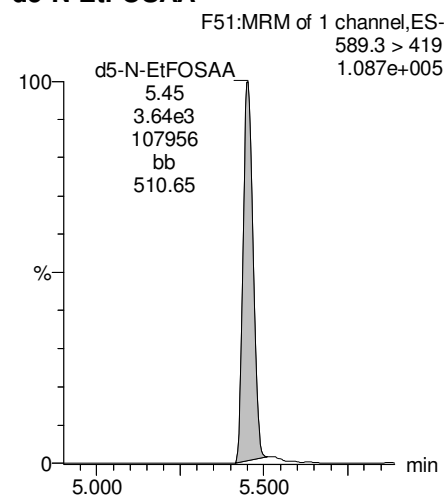
**13C2-PFUdA**



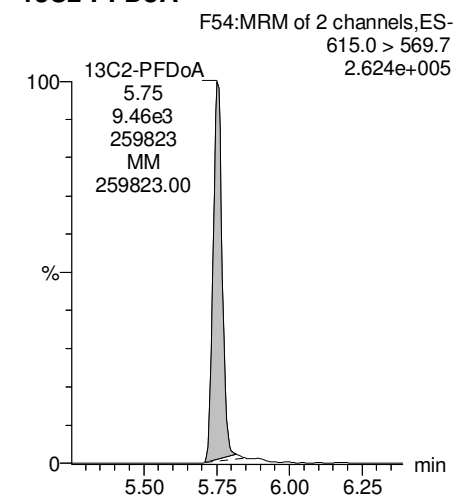
**d3-N-MeFOSAA**



**d5-N-EtFOSAA**



**13C2-PFDaA**



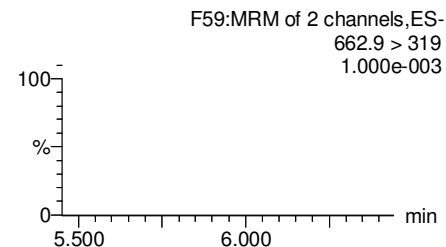
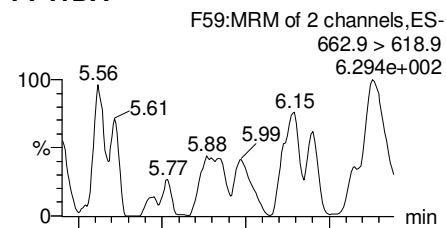
Dataset: Z:\Projects\PFAS.PRO\Results\180228M1\180228M1-49.qld

Last Altered: Tuesday, March 06, 2018 10:59:12 Pacific Standard Time

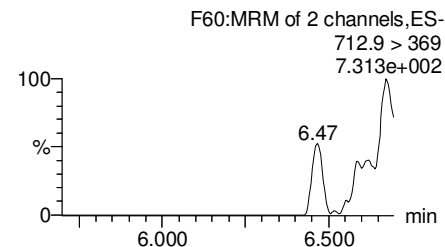
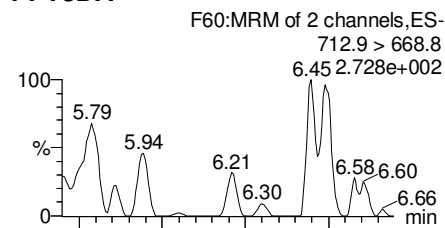
Printed: Tuesday, March 06, 2018 10:59:40 Pacific Standard Time

Name: 180228M1\_49, Date: 01-Mar-2018, Time: 05:44:18, ID: 1800327-01 OF-RW42A-0218 0.10903, Description: OF-RW42A-0218

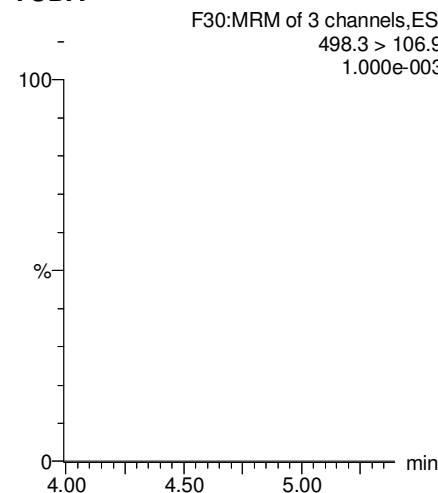
**PFTrDA**



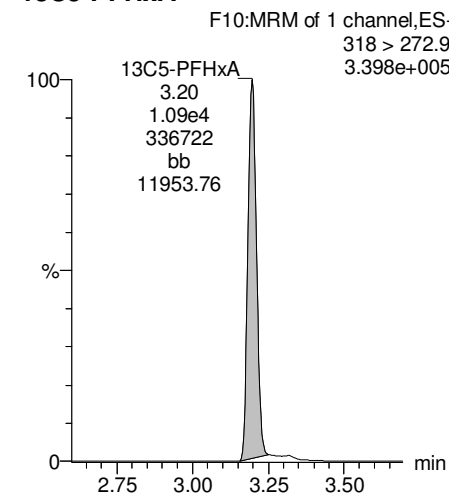
**PFTeDA**



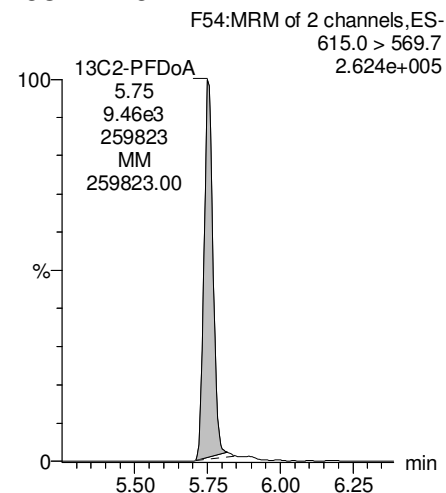
**TCDA**



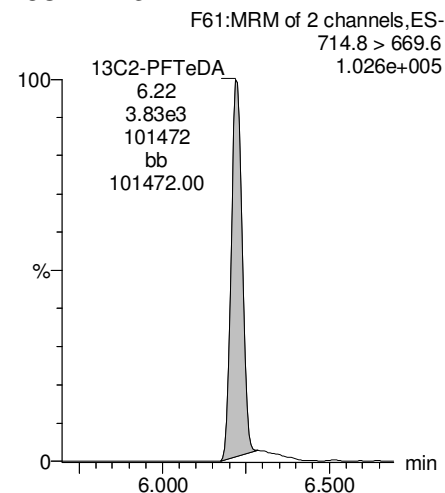
**13C5-PFHxA**



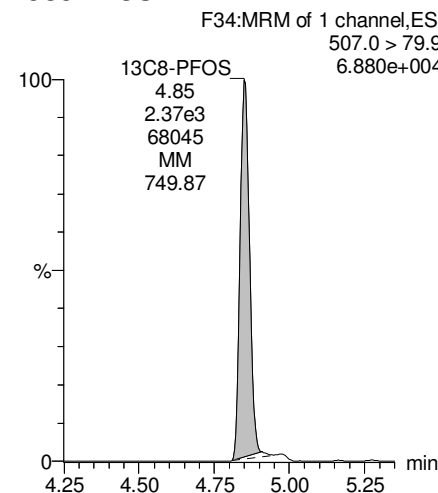
**13C2-PFDoA**



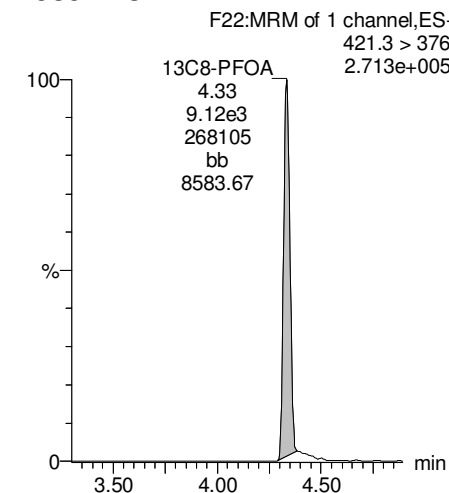
**13C2-PFTeDA**



**13C8-PFOS**



**13C8-PFOA**



Dataset: Z:\Projects\PFAS.PRO\Results\180228M1\180228M1-49.qld

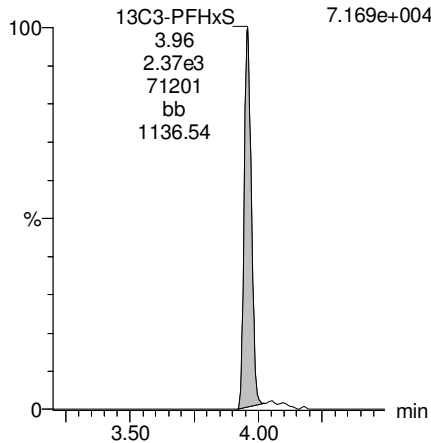
Last Altered: Tuesday, March 06, 2018 10:59:12 Pacific Standard Time

Printed: Tuesday, March 06, 2018 10:59:40 Pacific Standard Time

Name: 180228M1\_49, Date: 01-Mar-2018, Time: 05:44:18, ID: 1800327-01 OF-RW42A-0218 0.10903, Description: OF-RW42A-0218

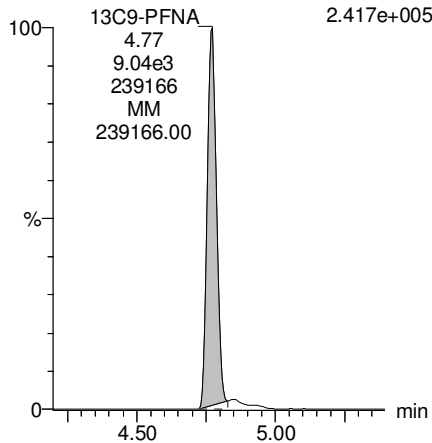
**13C3-PFHxS**

F18:MRM of 1 channel,ES-  
401.9 > 79.9  
7.169e+004



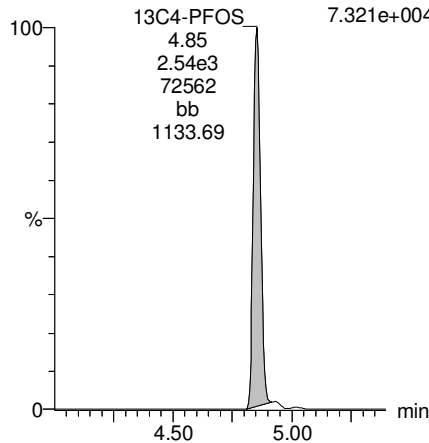
**13C9-PFNA**

F28:MRM of 1 channel,ES-  
472.2 > 426.9  
2.417e+005



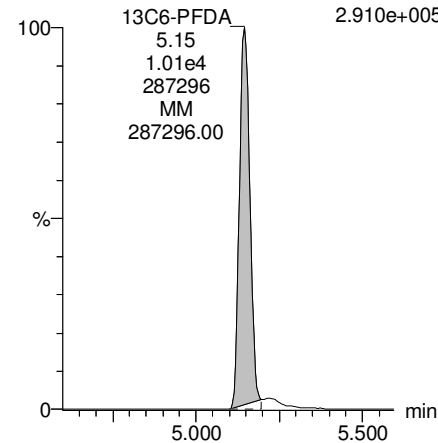
**13C4-PFOS**

F32:MRM of 1 channel,ES-  
503 > 79.9  
7.321e+004



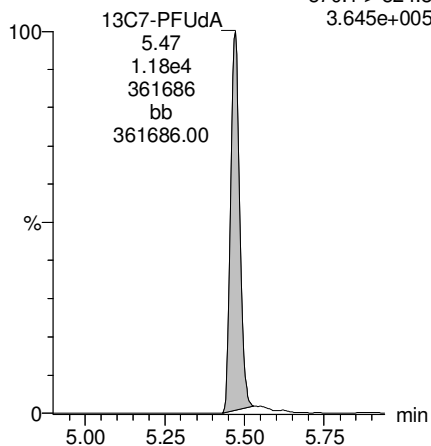
**13C6-PFDA**

F39:MRM of 1 channel,ES-  
519.1 > 473.7  
2.910e+005



**13C7-PFUdA**

F48:MRM of 1 channel,ES-  
570.1 > 524.8  
3.645e+005





Dataset: Z:\Projects\PFAS.PRO\Results\180228M1\180228M1-50.qld

Last Altered: Tuesday, March 06, 2018 11:04:35 Pacific Standard Time

Printed: Tuesday, March 06, 2018 11:05:37 Pacific Standard Time

Method: Z:\Projects\PFAS.PRO\MethDB\PFAS\_FULL\_80C\_022718.mdb 28 Feb 2018 13:19:45

Calibration: Z:\Projects\PFAS.PRO\CurveDB\C18\_VAL-PFAS\_Q4\_02-28-18-FULL.cdb 01 Mar 2018 12:54:21

Name: 180228M1\_50, Date: 01-Mar-2018, Time: 05:55:45, ID: 1800327-02 OF-FB42C-0218 0.11801, Description: OF-FB42C-0218

	#	Name	Trace	Area	IS Area	Wt./Vol.	RRF	Pred.RT	RT	y Axis Resp.	Conc.	%Rec
1	3	PFBS	299.0 > 79.7		1.13e3	0.118		2.60				
2	5	PFHxA	313.2 > 268.9		2.73e3	0.118		3.19				
3	7	PFHpA	363.0 > 318.9		6.00e3	0.118		3.81				
4	8	L-PFHxS	398.9 > 79.6		8.60e2	0.118		4.17				
5	11	L-PFOA	413 > 368.7		8.57e3	0.118		4.40				
6	14	PFNA	463.0 > 418.8		6.81e3	0.118		4.76				
7	16	L-PFOS	499 > 79.9		2.19e3	0.118		4.90				
8	18	PFDA	513 > 468.8		6.89e3	0.118		5.14				
9	21	N-MeFOSAA	570.1 > 419		2.38e3	0.118		5.29				
10	22	N-EtFOSAA	584.2 > 419		3.03e3	0.118		5.45				
11	23	PFUdA	563.0 > 518.9	1.96e1	6.90e3	0.118		5.46	5.48	0.0355		

Dataset: Z:\Projects\PFAS.PRO\Results\180228M1\180228M1-50.qld

Last Altered: Tuesday, March 06, 2018 11:04:35 Pacific Standard Time

Printed: Tuesday, March 06, 2018 11:05:51 Pacific Standard Time

Method: Z:\Projects\PFAS.PRO\MethDB\PFAS\_FULL\_80C\_022718.mdb 28 Feb 2018 13:19:45

Calibration: Z:\Projects\PFAS.PRO\CurveDB\C18\_VAL-PFAS\_Q4\_02-28-18-FULL.cdb 01 Mar 2018 12:54:21

Name: 180228M1\_50, Date: 01-Mar-2018, Time: 05:55:45, ID: 1800327-02 OF-FB42C-0218 0.11801, Description: OF-FB42C-0218

#	Name	Trace	Area	IS Area	Wt./Vol.	RRF	Pred.RT	RT	y Axis Resp.	Conc.	%Rec	
1	25	PFDa	612.9 > 569.0	5.41e3	0.118		5.74					
2	27	PFTDA	662.9 > 618.9	5.41e3	0.118		5.98					
3	28	PFTeDA	712.9 > 668.8	3.25e3	0.118		6.20					
4	36	13C3-PFBS	302. > 98.8	1.13e3	9.78e3	0.118	0.123	2.69	2.71	1.44	99.2096	93.7
5	37	13C2-PFHxA	315 > 269.8	2.73e3	9.78e3	0.118	0.712	3.19	3.20	3.49	41.4939	97.9
6	38	13C4-PFHpA	367.2 > 321.8	6.00e3	9.78e3	0.118	0.678	3.81	3.81	7.66	95.7922	90.4
7	39	18O2-PFHxS	403.0 > 102.6	8.60e2	2.51e3	0.118	0.392	3.96	3.96	4.28	92.5117	87.3
8	40	13C2-PFOA	414.9 > 369.7	8.57e3	7.94e3	0.118	1.308	4.33	4.34	13.5	87.4376	82.5
9	41	13C5-PFNA	468.2 > 422.9	6.81e3	8.92e3	0.118	0.976	4.76	4.77	9.55	82.8464	78.2
10	42	13C8-PFOSA	506.1 > 77.7	1.37e3	1.03e4	0.118	0.254	4.83	4.84	1.66	55.4828	52.4
11	43	13C8-PFOS	507.0 > 79.9	2.19e3	2.72e3	0.118	1.040	4.84	4.85	10.1	82.1520	77.6
12	44	13C2-PFDA	515.1 > 469.9	6.89e3	1.01e4	0.118	0.967	5.14	5.15	8.51	74.5585	70.4
13	45	d3-N-MeFOSAA	573.3 > 419	2.38e3	1.03e4	0.118	0.381	5.29	5.29	2.91	64.6122	61.0
14	46	d5-N-EtFOSAA	589.3 > 419	3.03e3	1.03e4	0.118	0.399	5.45	5.45	3.69	78.4320	74.0
15	47	13C2-PFUdA	565 > 519.8	6.90e3	1.03e4	0.118	0.985	5.46	5.47	8.41	72.3364	68.3
16	48	13C2-PFDoA	615.0 > 569.7	5.41e3	1.03e4	0.118	0.813	5.74	5.75	6.59	68.6463	64.8
17	49	d3-N-MeFOSA	515.2 > 168.9		1.03e4	0.118	0.124	5.84				
18	50	13C2-PFTeDA	714.8 > 669.6	3.25e3	1.03e4	0.118	0.379	6.20	6.22	3.97	88.7717	83.8
19	51	d5-N-ETFOSA	531.1 > 168.9		1.03e4	0.118	0.189	6.22				
20	52	13C2-PFHxDA	815 > 769.7	2.91e3	1.03e4	0.118	0.703	6.51	6.56	3.55	42.7952	101.0
21	53	d7-N-MeFOSE	623.1 > 58.9		1.03e4	0.118	0.157	6.31				
22	54	d9-N-EtFOSE	639.2 > 58.8		1.03e4	0.118	0.146	6.45				
23	55	13C4-PFBA	217. > 171.8	8.79e3	8.79e3	0.118	1.000	1.46	1.46	12.5	105.9232	100.0
24	56	13C5-PFHxA	318 > 272.9	9.78e3	9.78e3	0.118	1.000	3.19	3.20	12.5	105.9232	100.0
25	57	13C3-PFHxS	401.9 > 79.9	2.51e3	2.51e3	0.118	1.000	3.96	3.96	12.5	105.9232	100.0
26	58	13C8-PFOA	421.3 > 376	7.94e3	7.94e3	0.118	1.000	4.33	4.33	12.5	105.9232	100.0
27	59	13C9-PFNA	472.2 > 426.9	8.92e3	8.92e3	0.118	1.000	4.70	4.77	12.5	105.9232	100.0
28	60	13C4-PFOS	503 > 79.9	2.72e3	2.72e3	0.118	1.000	4.84	4.85	12.5	105.9232	100.0
29	61	13C6-PFDA	519.1 > 473.7	1.01e4	1.01e4	0.118	1.000	5.14	5.15	12.5	105.9232	100.0
30	62	13C7-PFUdA	570.1 > 524.8	1.03e4	1.03e4	0.118	1.000	5.46	5.47	12.5	105.9232	100.0
31	63	Total PFHxS	398.9 > 79.6	0.00e0	8.60e2	0.118		3.85		0.000		
32	64	Total PFOA	413 > 368.7	0.00e0	8.57e3	0.118		4.21		0.000		

Dataset: Z:\Projects\PFAS.PRO\Results\180228M1\180228M1-50.qld

Last Altered: Tuesday, March 06, 2018 11:04:35 Pacific Standard Time

Printed: Tuesday, March 06, 2018 11:05:51 Pacific Standard Time

**Name: 180228M1\_50, Date: 01-Mar-2018, Time: 05:55:45, ID: 1800327-02 OF-FB42C-0218 0.11801, Description: OF-FB42C-0218**

	# Name	Trace	Area	IS Area	Wt./Vol.	RRF	Pred.RT	RT	y Axis Resp.	Conc.	%Rec
33	65 Total PFOS	499 > 79.9	0.00e0	2.19e3	0.118		4.73		0.000		
34	66 Total N-MeFOSAA	570.1 > 419	0.00e0	2.38e3	0.118		5.29		0.000		
35	67 Total N-EtFOSAA	584.2 > 419	0.00e0	3.03e3	0.118		5.45		0.000		

Dataset: Z:\Projects\PFAS.PRO\Results\180228M1\180228M1-50.qld

Last Altered: Tuesday, March 06, 2018 11:04:35 Pacific Standard Time

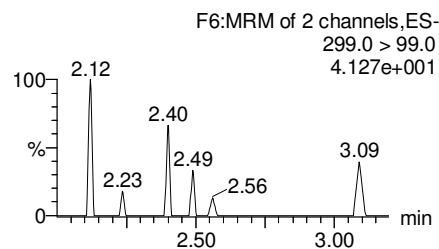
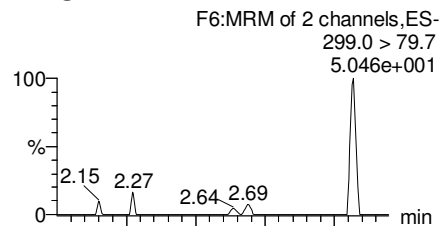
Printed: Tuesday, March 06, 2018 11:05:51 Pacific Standard Time

Method: Z:\Projects\PFAS.PRO\MethDB\PFAS\_FULL\_80C\_022718.mdb 28 Feb 2018 13:19:45

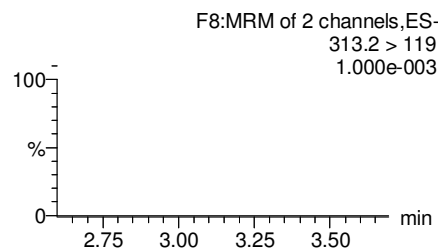
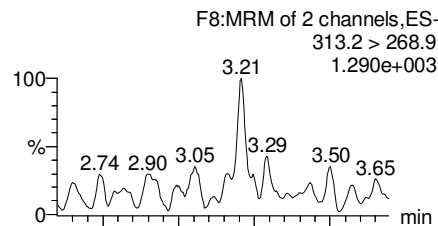
Calibration: Z:\Projects\PFAS.PRO\CurveDB\C18\_VAL-PFAS\_Q4\_02-28-18-FULL.cdb 01 Mar 2018 12:54:21

Name: 180228M1\_50, Date: 01-Mar-2018, Time: 05:55:45, ID: 1800327-02 OF-FB42C-0218 0.11801, Description: OF-FB42C-0218

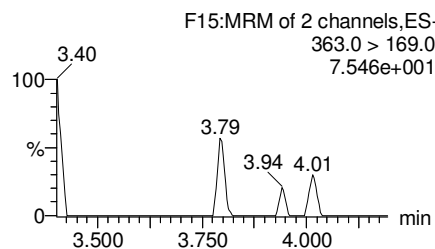
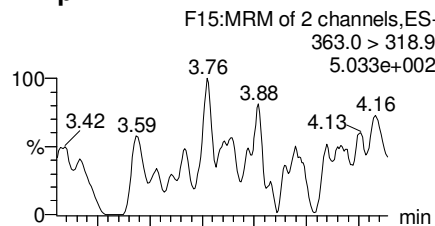
**PFBS**



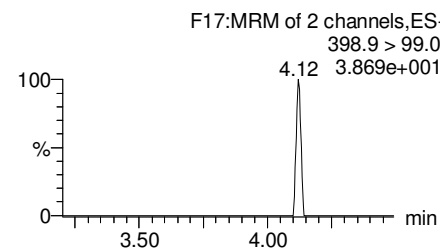
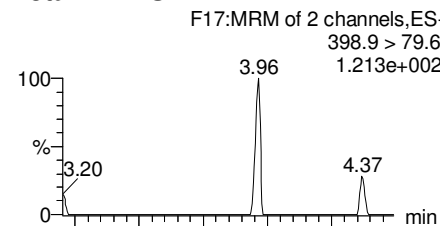
**PFHxA**



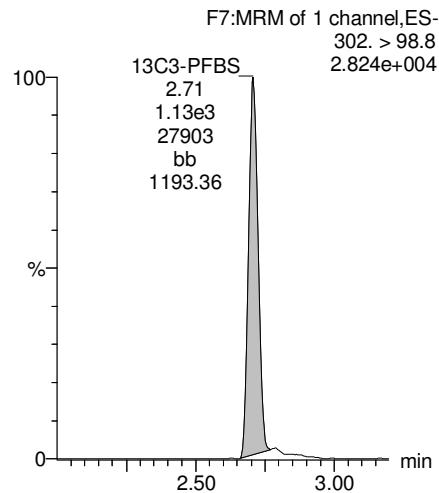
**PFHpA**



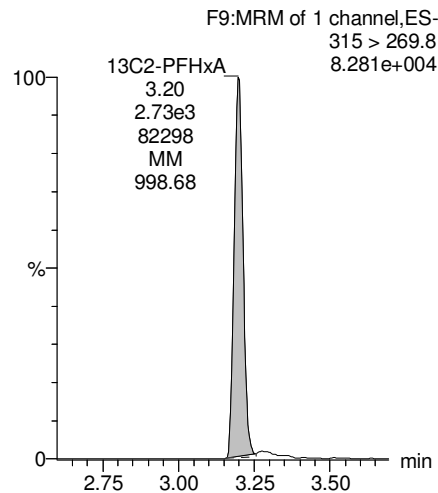
**Total PFHxS**



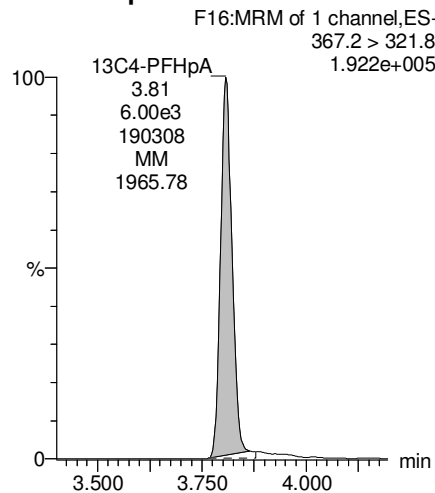
**13C3-PFBS**



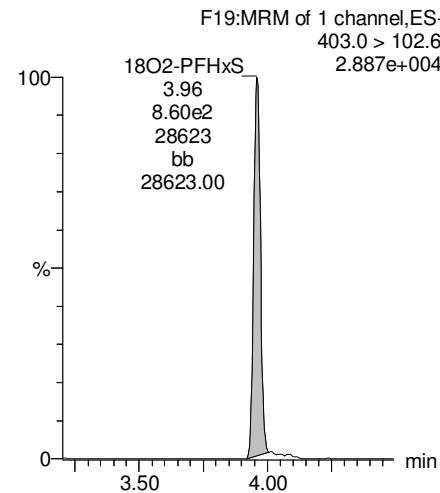
**13C2-PFHxA**



**13C4-PFHpA**



**18O2-PFHxS**



Dataset: Z:\Projects\PFAS.PRO\Results\180228M1\180228M1-50.qld

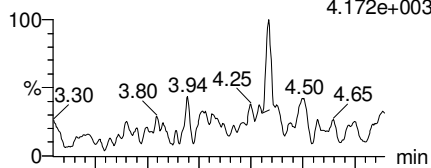
Last Altered: Tuesday, March 06, 2018 11:04:35 Pacific Standard Time

Printed: Tuesday, March 06, 2018 11:05:51 Pacific Standard Time

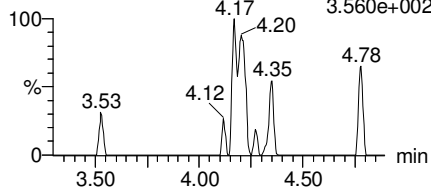
Name: 180228M1\_50, Date: 01-Mar-2018, Time: 05:55:45, ID: 1800327-02 OF-FB42C-0218 0.11801, Description: OF-FB42C-0218

**Total PFOA**

F20:MRM of 2 channels,ES-  
413 > 368.7  
4.172e+003

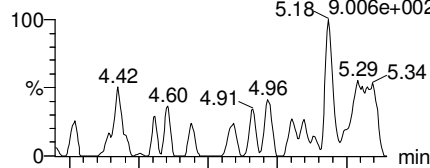


F20:MRM of 2 channels,ES-  
413 > 169  
3.560e+002

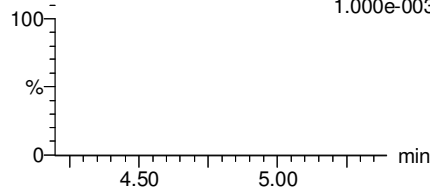


**PFNA**

F26:MRM of 2 channels,ES-  
463.0 > 418.8  
9.006e+002




F26:MRM of 2 channels,ES-  
463.0 > 219.0  
1.000e-003

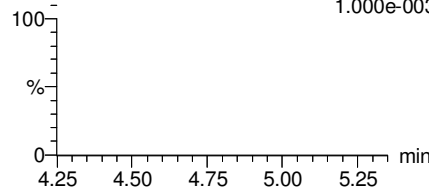


**Total PFOS**

F31:MRM of 2 channels,ES-  
499 > 79.9  
1.000e-003

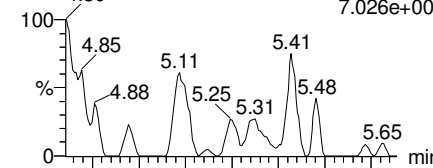


F31:MRM of 2 channels,ES-  
499 > 99  
1.000e-003

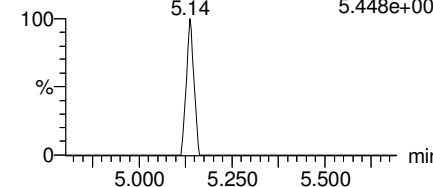


**PFDA**

F36:MRM of 2 channels,ES-  
513 > 468.8  
7.026e+002

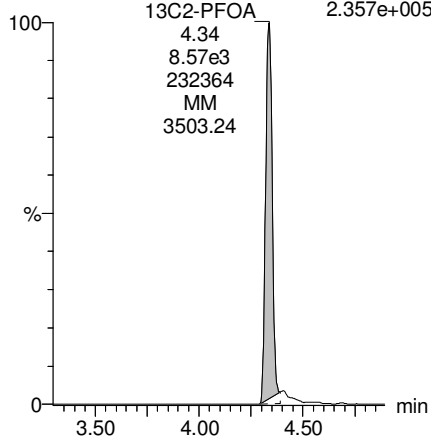


F36:MRM of 2 channels,ES-  
513 > 219  
5.448e+001



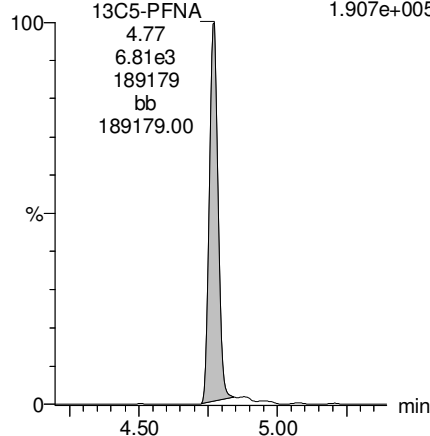
**13C2-PFOA**

F21:MRM of 1 channel,ES-  
414.9 > 369.7  
2.357e+005



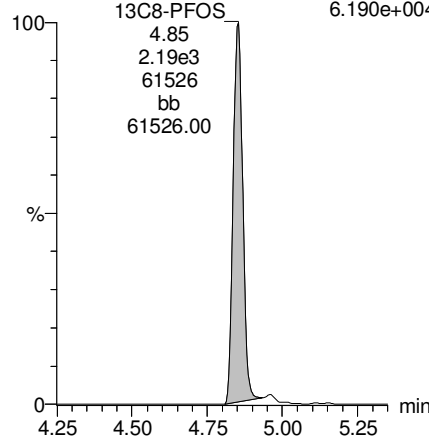
**13C5-PFNA**

F27:MRM of 1 channel,ES-  
468.2 > 422.9  
1.907e+005



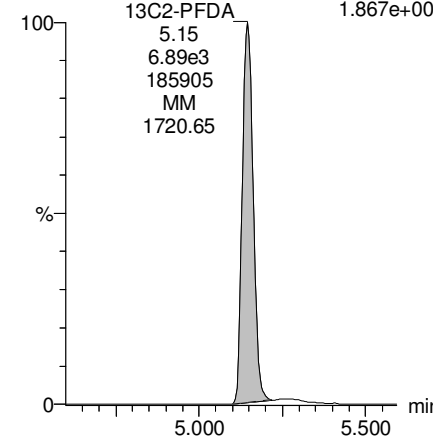
**13C8-PFOS**

F34:MRM of 1 channel,ES-  
507.0 > 79.9  
6.190e+004



**13C2-PFDA**

F37:MRM of 1 channel,ES-  
515.1 > 469.9  
1.867e+005



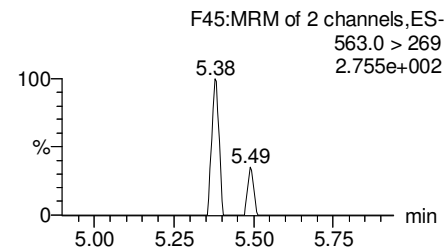
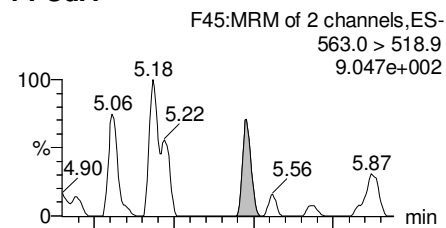
Dataset: Z:\Projects\PFAS.PRO\Results\180228M1\180228M1-50.qld

Last Altered: Tuesday, March 06, 2018 11:04:35 Pacific Standard Time

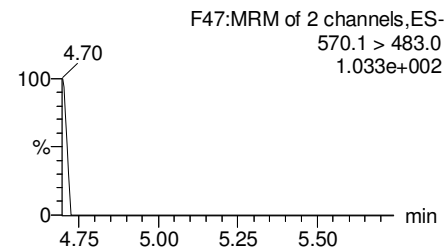
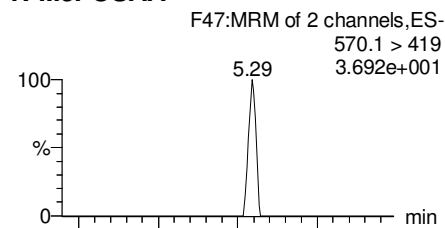
Printed: Tuesday, March 06, 2018 11:05:51 Pacific Standard Time

Name: 180228M1\_50, Date: 01-Mar-2018, Time: 05:55:45, ID: 1800327-02 OF-FB42C-0218 0.11801, Description: OF-FB42C-0218

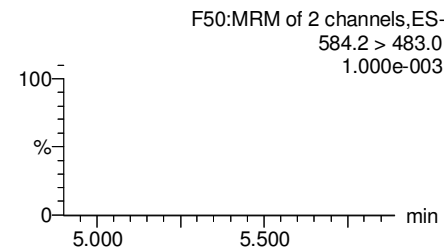
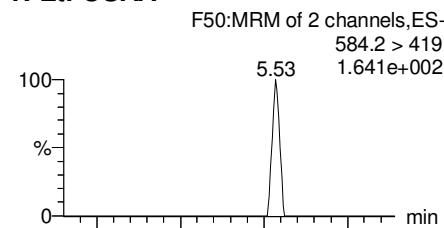
**PFUdA**



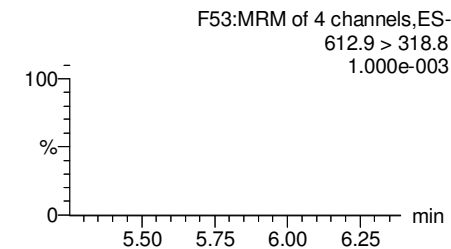
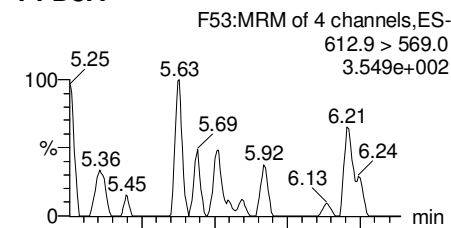
**N-MeFOSAA**



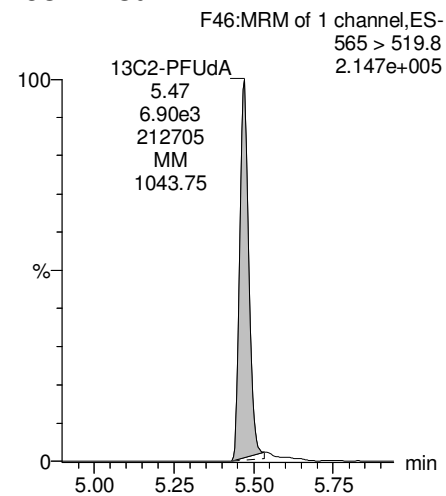
**N-EtFOSAA**



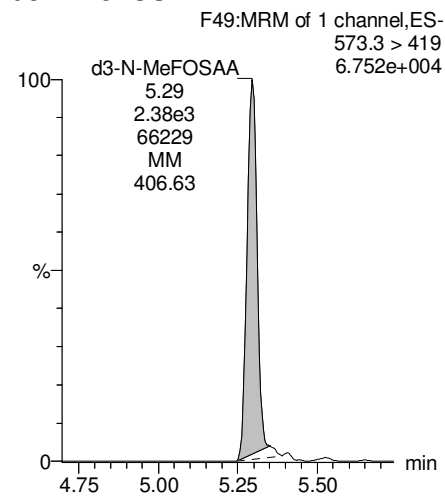
**PFDaA**



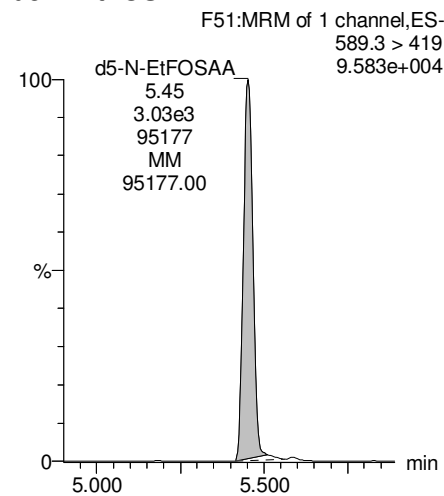
**13C2-PFUdA**



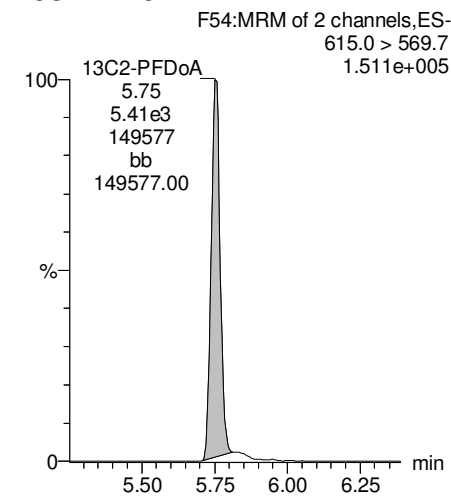
**d3-N-MeFOSAA**



**d5-N-EtFOSAA**



**13C2-PFDaA**



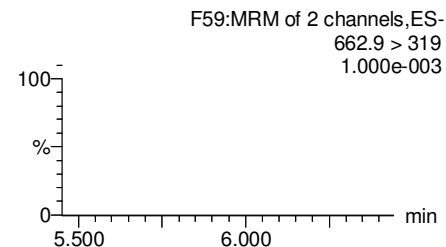
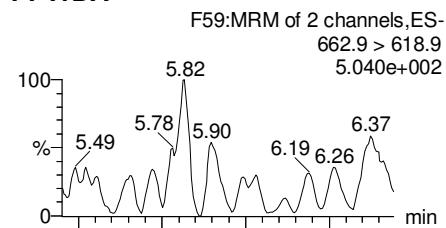
Dataset: Z:\Projects\PFAS.PRO\Results\180228M1\180228M1-50.qld

Last Altered: Tuesday, March 06, 2018 11:04:35 Pacific Standard Time

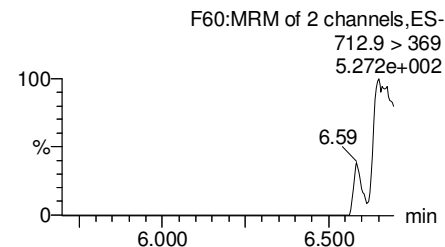
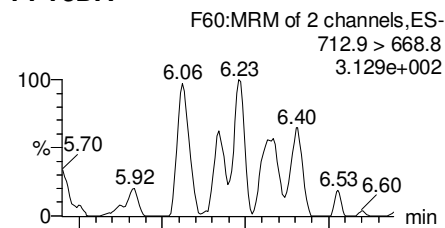
Printed: Tuesday, March 06, 2018 11:05:51 Pacific Standard Time

Name: 180228M1\_50, Date: 01-Mar-2018, Time: 05:55:45, ID: 1800327-02 OF-FB42C-0218 0.11801, Description: OF-FB42C-0218

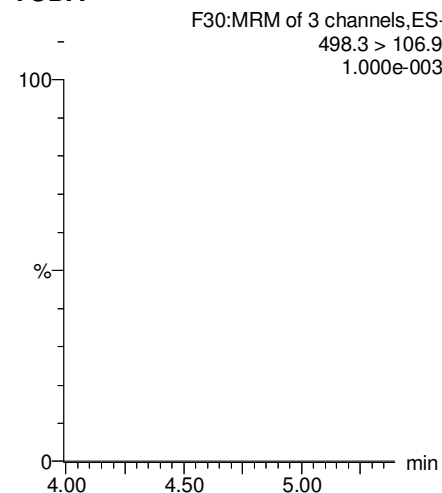
**PFTrDA**



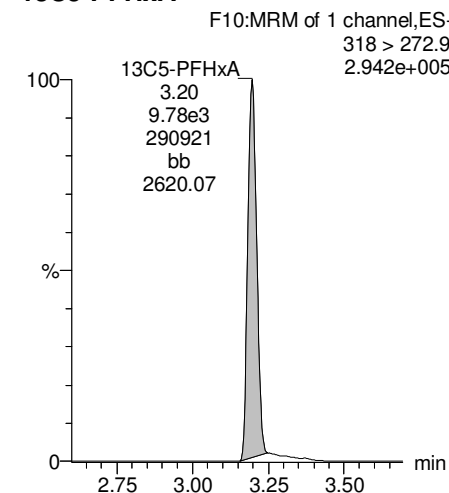
**PFTeDA**



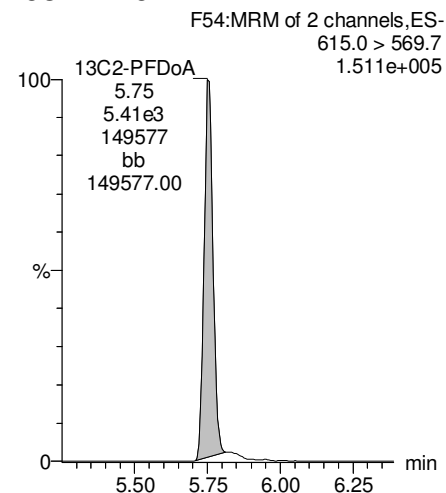
**TCDA**



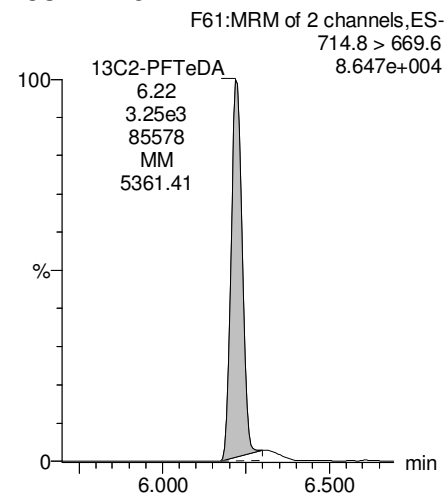
**13C5-PFHxA**



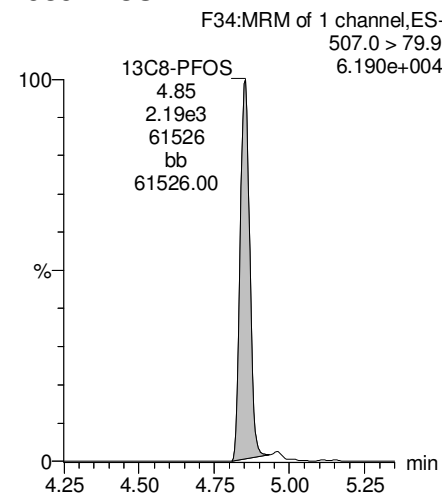
**13C2-PFDoA**



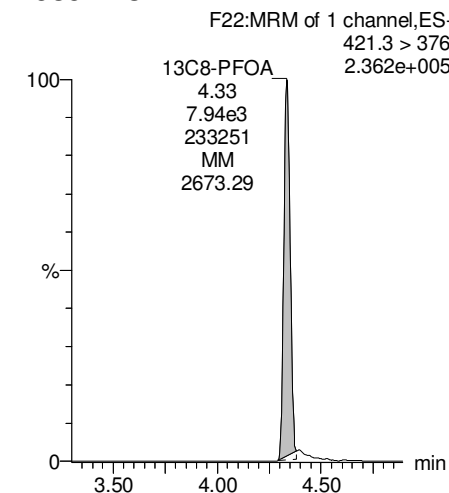
**13C2-PFTeDA**



**13C8-PFOS**



**13C8-PFOA**

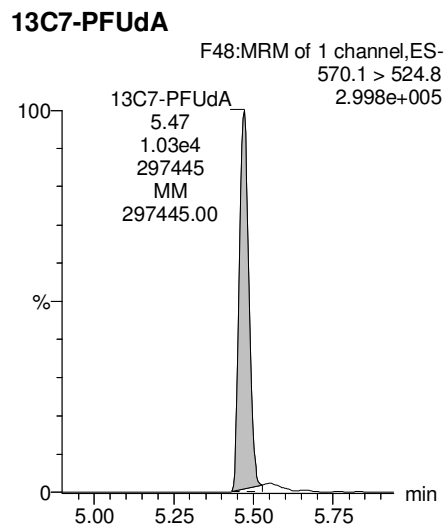
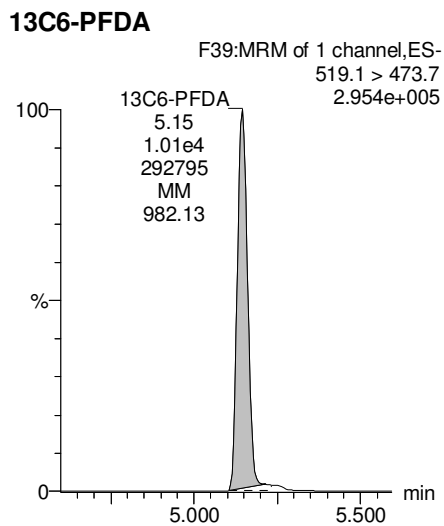
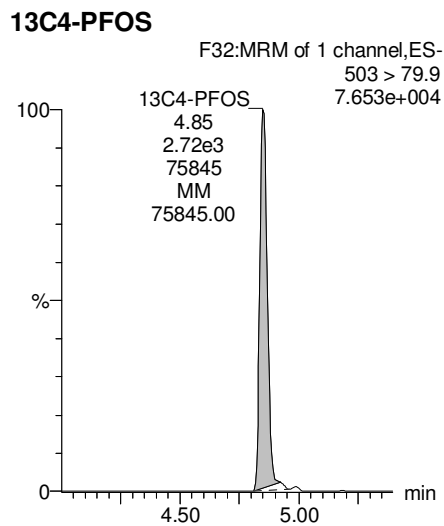
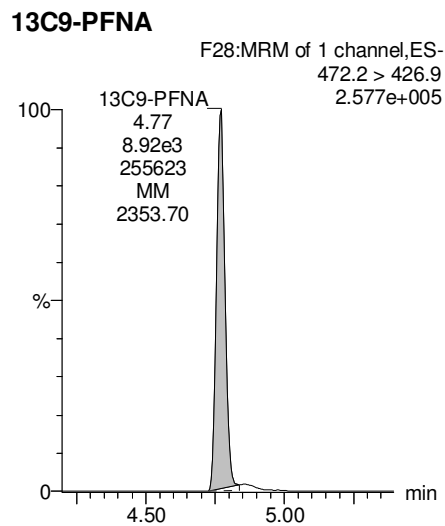
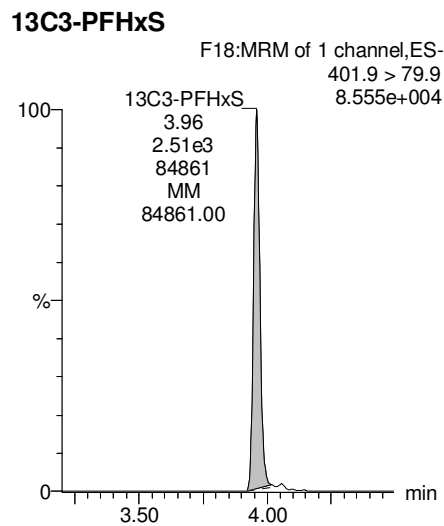


Dataset: Z:\Projects\PFAS.PRO\Results\180228M1\180228M1-50.qld

Last Altered: Tuesday, March 06, 2018 11:04:35 Pacific Standard Time

Printed: Tuesday, March 06, 2018 11:05:51 Pacific Standard Time

Name: 180228M1\_50, Date: 01-Mar-2018, Time: 05:55:45, ID: 1800327-02 OF-FB42C-0218 0.11801, Description: OF-FB42C-0218





Dataset: Z:\Projects\PFAS.PRO\Results\180228M1\180228M1-51.qld

Last Altered: Tuesday, March 06, 2018 11:12:31 Pacific Standard Time

Printed: Tuesday, March 06, 2018 11:14:12 Pacific Standard Time

Method: Z:\Projects\PFAS.PRO\MethDB\PFAS\_FULL\_80C\_022718.mdb 28 Feb 2018 13:19:45

Calibration: Z:\Projects\PFAS.PRO\CurveDB\C18\_VAL-PFAS\_Q4\_02-28-18-FULL.cdb 01 Mar 2018 12:54:21

Name: 180228M1\_51, Date: 01-Mar-2018, Time: 06:07:12, ID: 1800327-03 OF-FB42A-0218 0.11946, Description: OF-FB42A-0218

	# Name	Trace	Area	IS Area	Wt./Vol.	RRF	Pred.RT	RT	y Axis Resp.	Conc.	%Rec
1	3 PFBS	299.0 > 79.7		1.32e3	0.119		2.60				
2	5 PFHxA	313.2 > 268.9		2.65e3	0.119		3.19				
3	7 PFHpA	363.0 > 318.9		6.03e3	0.119		3.81				
4	8 L-PFHxS	398.9 > 79.6	2.73e0	9.14e2	0.119		4.17	3.95	0.0373	1.8500	
5	11 L-PFOA	413 > 368.7	7.56e1	8.59e3	0.119		4.40	4.34	0.110		
6	14 PFNA	463.0 > 418.8		6.33e3	0.119		4.76				
7	16 L-PFOS	499 > 79.9		2.25e3	0.119		4.90				
8	18 PFDA	513 > 468.8		6.96e3	0.119		5.14				
9	21 N-MeFOSAA	570.1 > 419		2.91e3	0.119		5.29				
10	22 N-EtFOSAA	584.2 > 419		3.35e3	0.119		5.45				
11	23 PFUdA	563.0 > 518.9		6.10e3	0.119		5.46				

Dataset: Z:\Projects\PFAS.PRO\Results\180228M1\180228M1-51.qld

Last Altered: Tuesday, March 06, 2018 11:12:31 Pacific Standard Time

Printed: Tuesday, March 06, 2018 11:14:19 Pacific Standard Time

Method: Z:\Projects\PFAS.PRO\MethDB\PFAS\_FULL\_80C\_022718.mdb 28 Feb 2018 13:19:45

Calibration: Z:\Projects\PFAS.PRO\CurveDB\C18\_VAL-PFAS\_Q4\_02-28-18-FULL.cdb 01 Mar 2018 12:54:21

Name: 180228M1\_51, Date: 01-Mar-2018, Time: 06:07:12, ID: 1800327-03 OF-FB42A-0218 0.11946, Description: OF-FB42A-0218

#	Name	Trace	Area	IS Area	Wt./Vol.	RRF	Pred.RT	RT	y Axis Resp.	Conc.	%Rec	
1	25	PFDa	612.9 > 569.0	6.41e3	0.119		5.74					
2	27	PFTDA	662.9 > 618.9	6.41e3	0.119		5.98					
3	28	PFTeDA	712.9 > 668.8	4.00e3	0.119		6.20					
4	36	13C3-PFBS	302. > 98.8	1.32e3	9.48e3	0.119	0.123	2.69	2.71	1.74	117.9415	112.7
5	37	13C2-PFHxA	315 > 269.8	2.65e3	9.48e3	0.119	0.712	3.19	3.20	3.50	41.1247	98.3
6	38	13C4-PFHpA	367.2 > 321.8	6.03e3	9.48e3	0.119	0.678	3.81	3.81	7.95	98.1658	93.8
7	39	18O2-PFHxS	403.0 > 102.6	9.14e2	2.51e3	0.119	0.392	3.96	3.96	4.56	97.1635	92.9
8	40	13C2-PFOA	414.9 > 369.7	8.59e3	7.64e3	0.119	1.308	4.33	4.34	14.1	89.9457	86.0
9	41	13C5-PFNA	468.2 > 422.9	6.33e3	7.94e3	0.119	0.976	4.76	4.77	9.96	85.3645	81.6
10	42	13C8-PFOA	506.1 > 77.7	1.09e3	1.21e4	0.119	0.254	4.83	4.84	1.13	37.2081	35.6
11	43	13C8-PFOS	507.0 > 79.9	2.25e3	2.77e3	0.119	1.040	4.84	4.85	10.2	82.0149	78.4
12	44	13C2-PFDA	515.1 > 469.9	6.96e3	1.00e4	0.119	0.967	5.14	5.15	8.71	75.3737	72.0
13	45	d3-N-MeFOSAA	573.3 > 419	2.91e3	1.21e4	0.119	0.381	5.29	5.30	3.02	66.2293	63.3
14	46	d5-N-EtFOSAA	589.3 > 419	3.35e3	1.21e4	0.119	0.399	5.45	5.45	3.47	72.8845	69.7
15	47	13C2-PFUdA	565 > 519.8	6.10e3	1.21e4	0.119	0.985	5.46	5.47	6.31	53.6756	51.3
16	48	13C2-PFDoA	615.0 > 569.7	6.41e3	1.21e4	0.119	0.813	5.74	5.75	6.64	68.3444	65.3
17	49	d3-N-MeFOSA	515.2 > 168.9		1.21e4	0.119	0.124	5.84				
18	50	13C2-PFTeDA	714.8 > 669.6	4.00e3	1.21e4	0.119	0.379	6.20	6.23	4.14	91.4982	87.4
19	51	d5-N-ETFOSA	531.1 > 168.9		1.21e4	0.119	0.189	6.22				
20	52	13C2-PFHxDA	815 > 769.7	3.29e3	1.21e4	0.119	0.703	6.51	6.56	3.40	40.5661	96.9
21	53	d7-N-MeFOSE	623.1 > 58.9		1.21e4	0.119	0.157	6.31				
22	54	d9-N-EtFOSE	639.2 > 58.8		1.21e4	0.119	0.146	6.45				
23	55	13C4-PFBA	217. > 171.8	9.41e3	9.41e3	0.119	1.000	1.46	1.46	12.5	104.6375	100.0
24	56	13C5-PFHxA	318 > 272.9	9.48e3	9.48e3	0.119	1.000	3.19	3.20	12.5	104.6375	100.0
25	57	13C3-PFHxS	401.9 > 79.9	2.51e3	2.51e3	0.119	1.000	3.96	3.96	12.5	104.6375	100.0
26	58	13C8-PFOA	421.3 > 376	7.64e3	7.64e3	0.119	1.000	4.33	4.33	12.5	104.6375	100.0
27	59	13C9-PFNA	472.2 > 426.9	7.94e3	7.94e3	0.119	1.000	4.70	4.77	12.5	104.6375	100.0
28	60	13C4-PFOS	503 > 79.9	2.77e3	2.77e3	0.119	1.000	4.84	4.85	12.5	104.6375	100.0
29	61	13C6-PFDA	519.1 > 473.7	1.00e4	1.00e4	0.119	1.000	5.14	5.15	12.5	104.6375	100.0
30	62	13C7-PFUdA	570.1 > 524.8	1.21e4	1.21e4	0.119	1.000	5.46	5.47	12.5	104.6375	100.0
31	63	Total PFHxS	398.9 > 79.6	2.73e0	9.14e2	0.119		3.85		0.0373	1.8500	
32	64	Total PFOA	413 > 368.7	7.56e1	8.59e3	0.119		4.21		0.000		

Dataset: Z:\Projects\PFAS.PRO\Results\180228M1\180228M1-51.qld

Last Altered: Tuesday, March 06, 2018 11:12:31 Pacific Standard Time

Printed: Tuesday, March 06, 2018 11:14:19 Pacific Standard Time

**Name: 180228M1\_51, Date: 01-Mar-2018, Time: 06:07:12, ID: 1800327-03 OF-FB42A-0218 0.11946, Description: OF-FB42A-0218**

	# Name	Trace	Area	IS Area	Wt./Vol.	RRF	Pred.RT	RT	y Axis Resp.	Conc.	%Rec
33	65 Total PFOS	499 > 79.9	0.00e0	2.25e3	0.119		4.73		0.000		
34	66 Total N-MeFOSAA	570.1 > 419	0.00e0	2.91e3	0.119		5.29		0.000		
35	67 Total N-EtFOSAA	584.2 > 419	0.00e0	3.35e3	0.119		5.45		0.000		

Dataset: Z:\Projects\PFAS.PRO\Results\180228M1\180228M1-51.qld

Last Altered: Tuesday, March 06, 2018 11:12:31 Pacific Standard Time

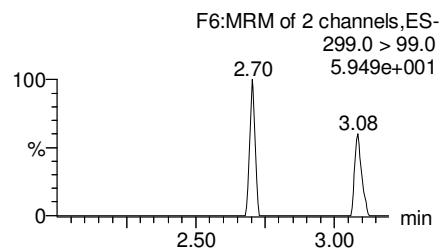
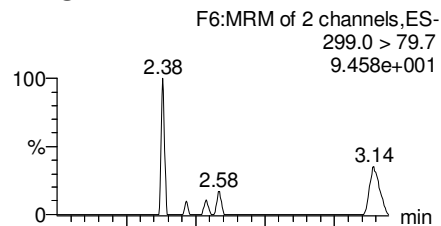
Printed: Tuesday, March 06, 2018 11:14:19 Pacific Standard Time

Method: Z:\Projects\PFAS.PRO\MethDB\PFAS\_FULL\_80C\_022718.mdb 28 Feb 2018 13:19:45

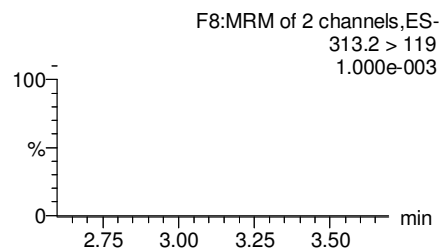
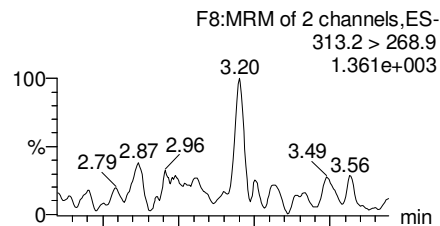
Calibration: Z:\Projects\PFAS.PRO\CurveDB\C18\_VAL-PFAS\_Q4\_02-28-18-FULL.cdb 01 Mar 2018 12:54:21

Name: 180228M1\_51, Date: 01-Mar-2018, Time: 06:07:12, ID: 1800327-03 OF-FB42A-0218 0.11946, Description: OF-FB42A-0218

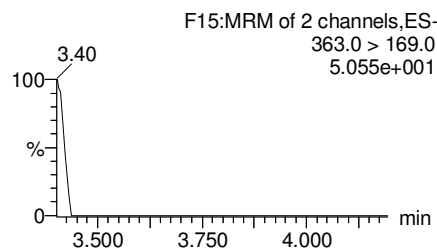
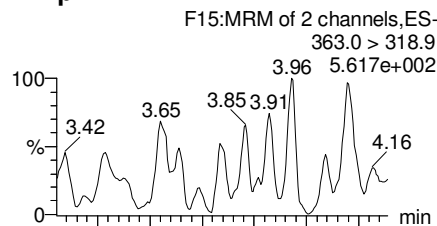
**PFBS**



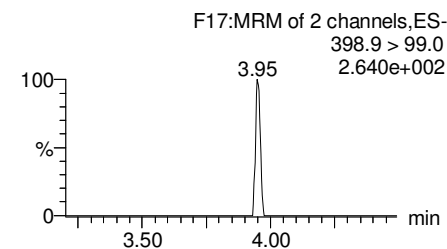
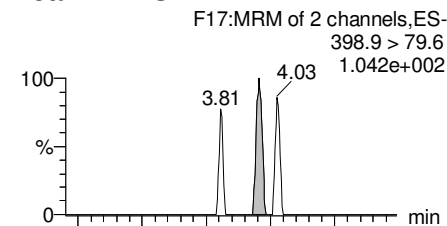
**PFHxA**



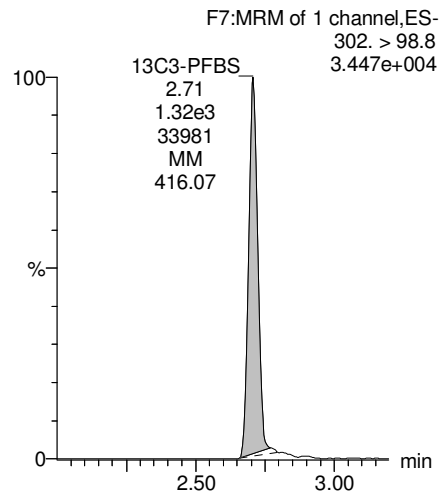
**PFHpA**



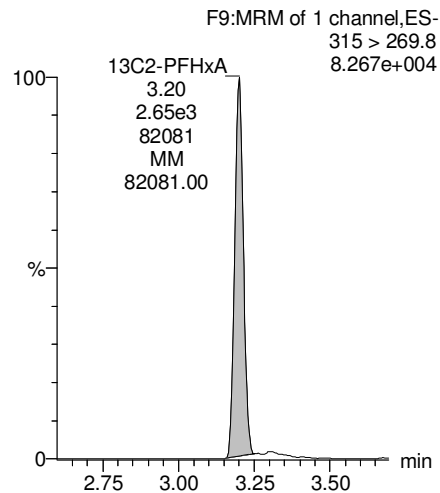
**Total PFHxS**



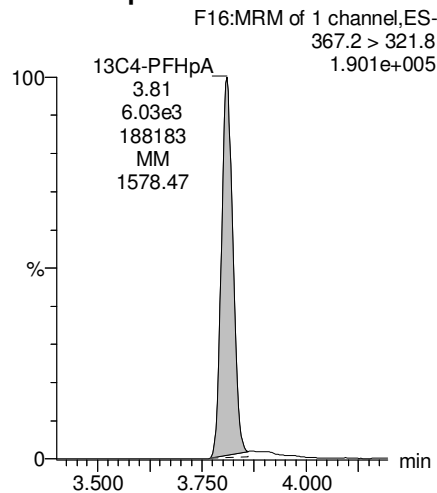
**13C3-PFBS**



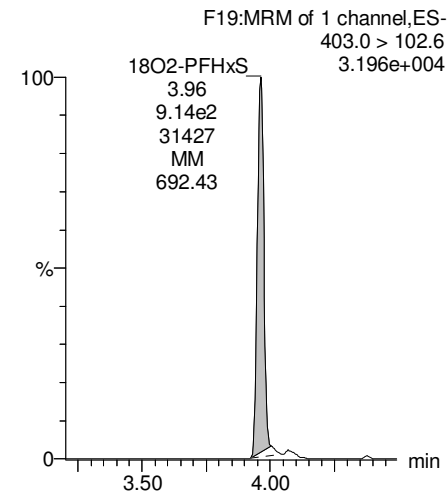
**13C2-PFHxA**



**13C4-PFHpA**



**18O2-PFHxS**



Dataset: Z:\Projects\PFAS.PRO\Results\180228M1\180228M1-51.qld

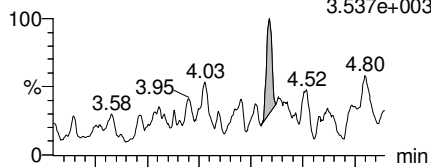
Last Altered: Tuesday, March 06, 2018 11:12:31 Pacific Standard Time

Printed: Tuesday, March 06, 2018 11:14:19 Pacific Standard Time

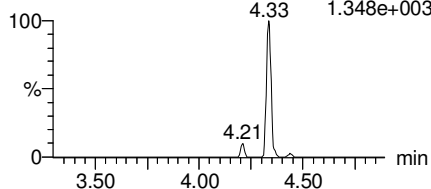
Name: 180228M1\_51, Date: 01-Mar-2018, Time: 06:07:12, ID: 1800327-03 OF-FB42A-0218 0.11946, Description: OF-FB42A-0218

**Total PFOA**

F20:MRM of 2 channels,ES-  
413 > 368.7  
3.537e+003

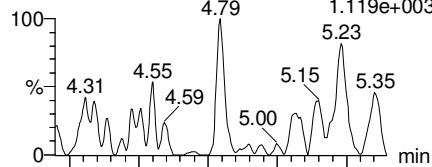


F20:MRM of 2 channels,ES-  
413 > 169  
1.348e+003

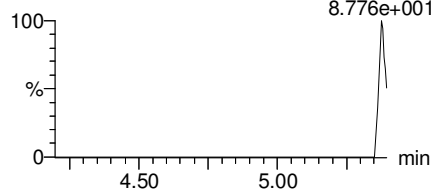


**PFNA**

F26:MRM of 2 channels,ES-  
463.0 > 418.8  
1.119e+003

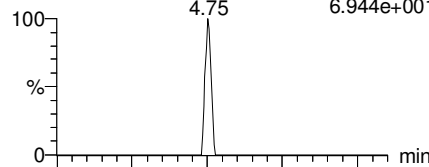


F26:MRM of 2 channels,ES-  
463.0 > 219.0  
8.776e+001

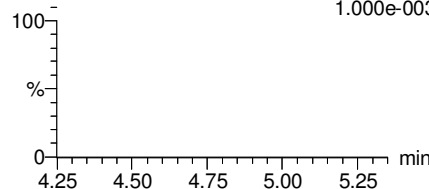


**Total PFOS**

F31:MRM of 2 channels,ES-  
499 > 79.9  
6.944e+001

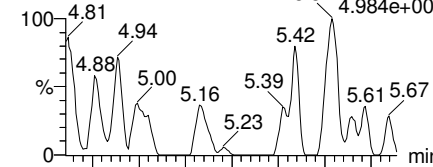


F31:MRM of 2 channels,ES-  
499 > 99  
1.000e+003

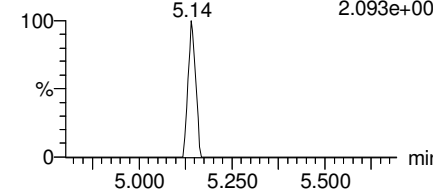


**PFDA**

F36:MRM of 2 channels,ES-  
513 > 468.8  
4.984e+002

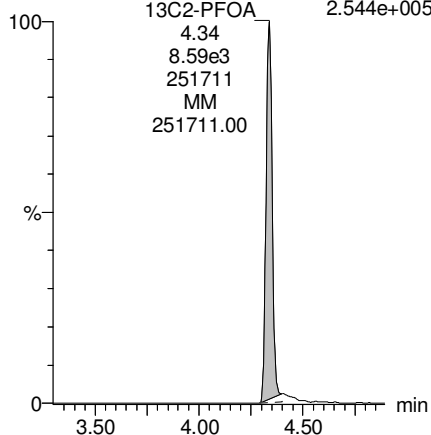


F36:MRM of 2 channels,ES-  
513 > 219  
2.093e+001



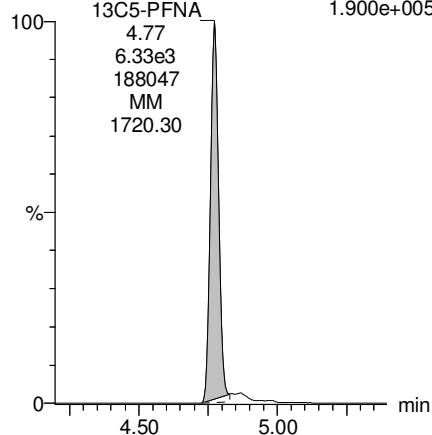
**13C2-PFOA**

F21:MRM of 1 channel,ES-  
414.9 > 369.7  
2.544e+005



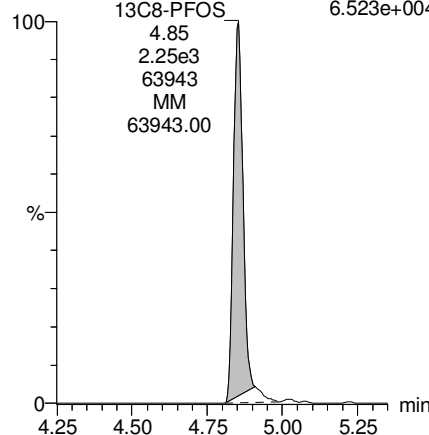
**13C5-PFNA**

F27:MRM of 1 channel,ES-  
468.2 > 422.9  
1.900e+005



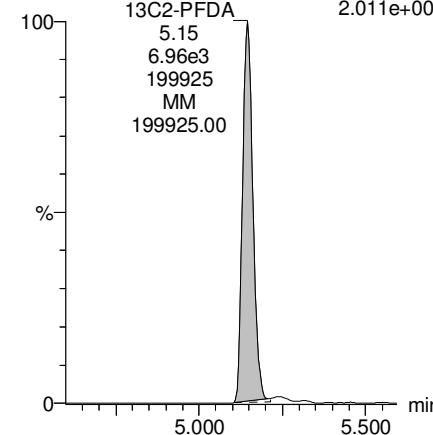
**13C8-PFOS**

F34:MRM of 1 channel,ES-  
507.0 > 79.9  
6.523e+004



**13C2-PFDA**

F37:MRM of 1 channel,ES-  
515.1 > 469.9  
2.011e+005




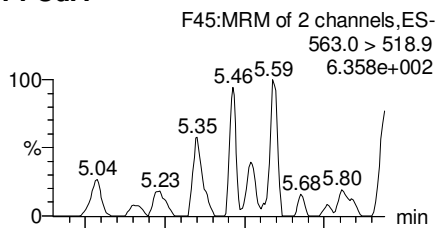
Dataset: Z:\Projects\PFAS.PRO\Results\180228M1\180228M1-51.qld

Last Altered: Tuesday, March 06, 2018 11:12:31 Pacific Standard Time

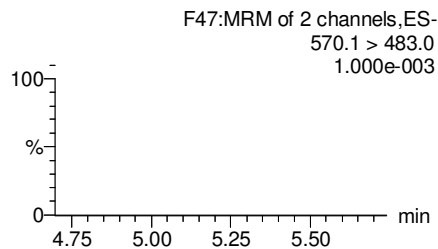
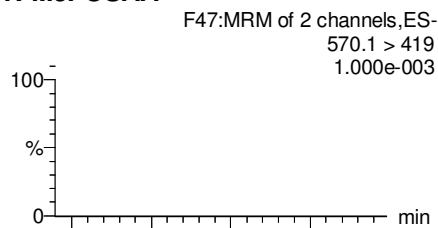
Printed: Tuesday, March 06, 2018 11:14:19 Pacific Standard Time

Name: 180228M1\_51, Date: 01-Mar-2018, Time: 06:07:12, ID: 1800327-03 OF-FB42A-0218 0.11946, Description: OF-FB42A-0218

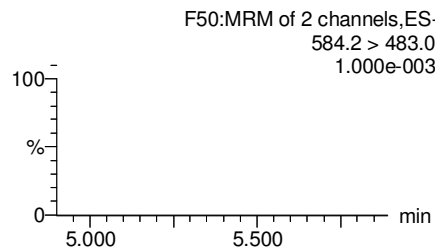
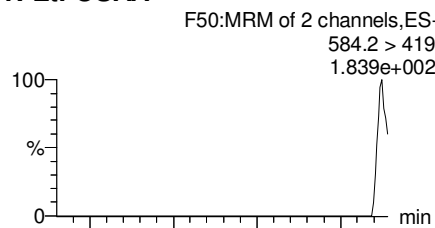
**PFUdA**



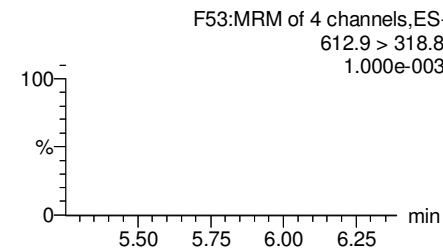
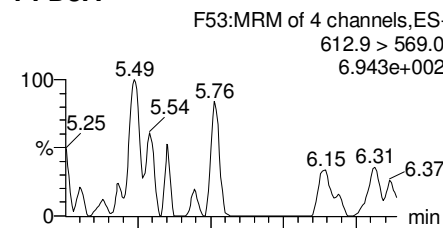
**N-MeFOSAA**



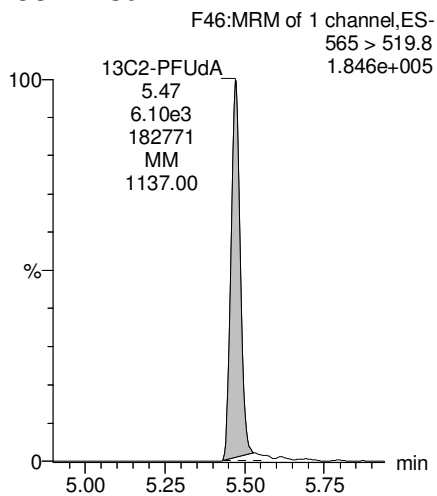
**N-EtFOSAA**



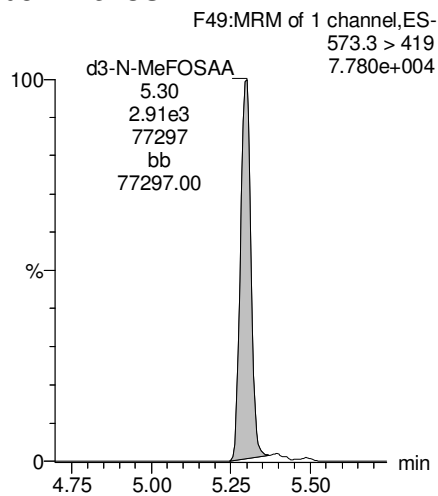
**PFDaA**



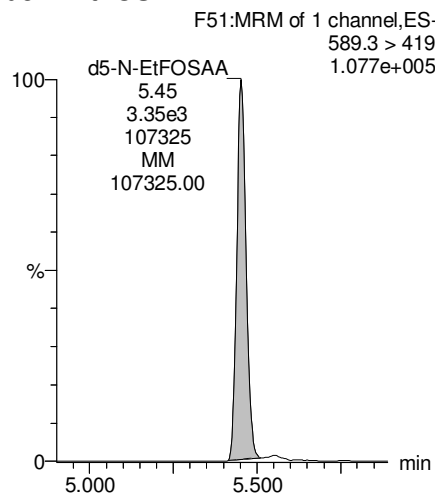
**13C2-PFUdA**



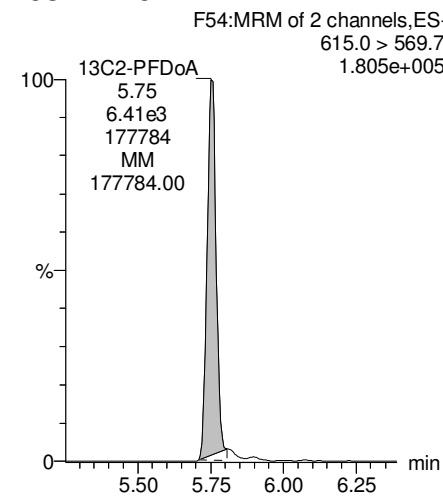
**d3-N-MeFOSAA**



**d5-N-EtFOSAA**



**13C2-PFDaA**



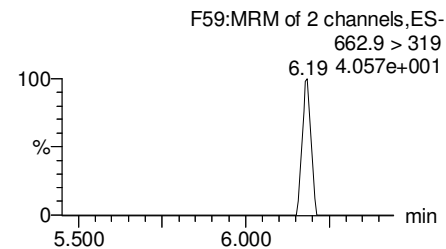
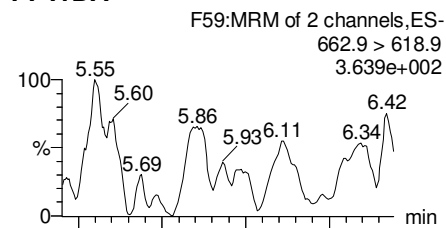
Dataset: Z:\Projects\PFAS.PRO\Results\180228M1\180228M1-51.qld

Last Altered: Tuesday, March 06, 2018 11:12:31 Pacific Standard Time

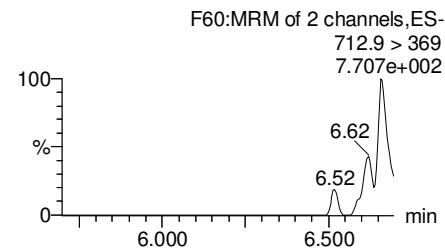
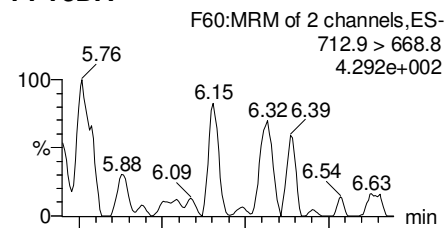
Printed: Tuesday, March 06, 2018 11:14:19 Pacific Standard Time

Name: 180228M1\_51, Date: 01-Mar-2018, Time: 06:07:12, ID: 1800327-03 OF-FB42A-0218 0.11946, Description: OF-FB42A-0218

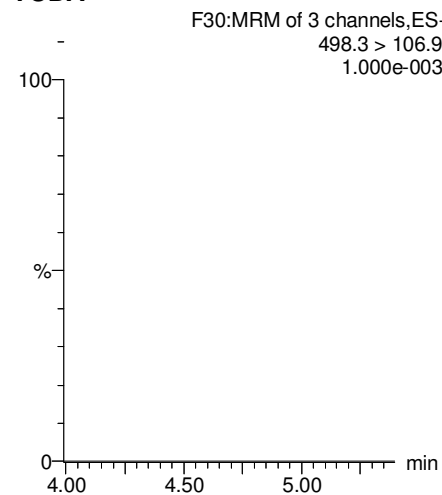
**PFTrDA**



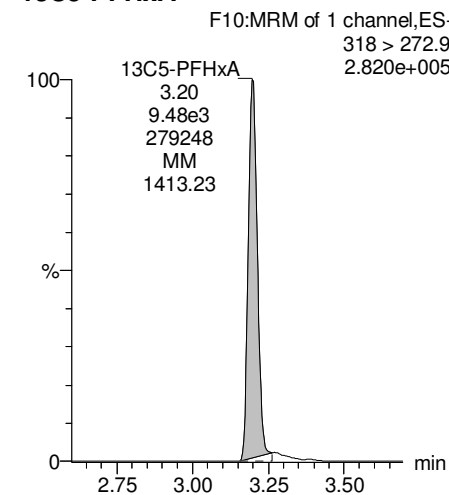
**PFTeDA**



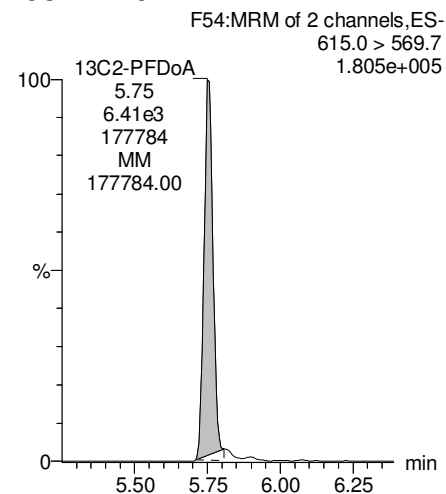
**TCDA**



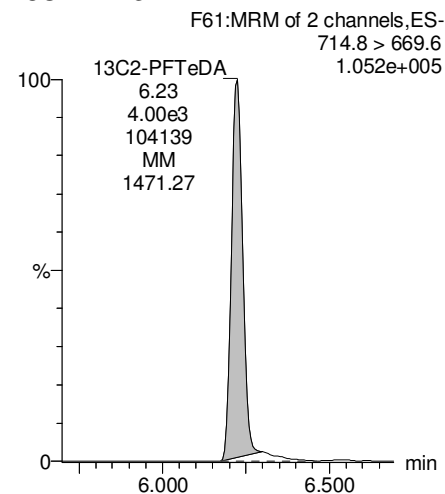
**13C5-PFHxA**



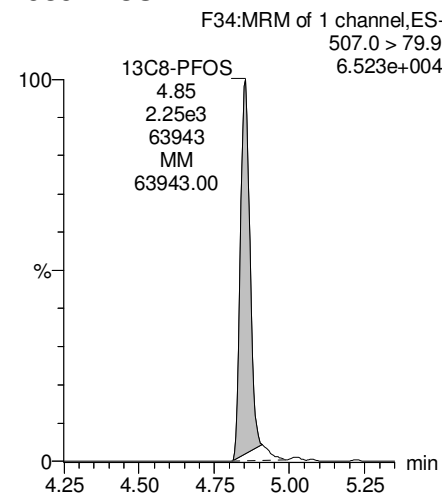
**13C2-PFDoA**



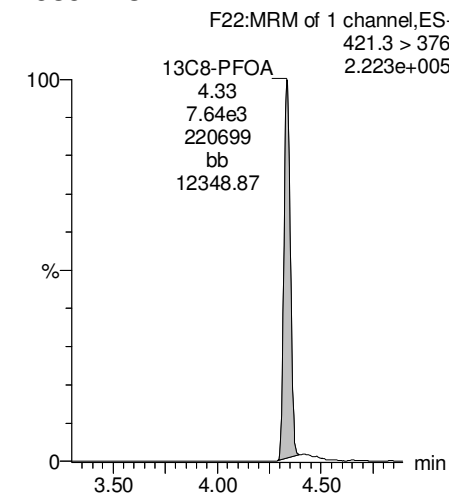
**13C2-PFTeDA**



**13C8-PFOS**



**13C8-PFOA**



Dataset: Z:\Projects\PFAS.PRO\Results\180228M1\180228M1-51.qld

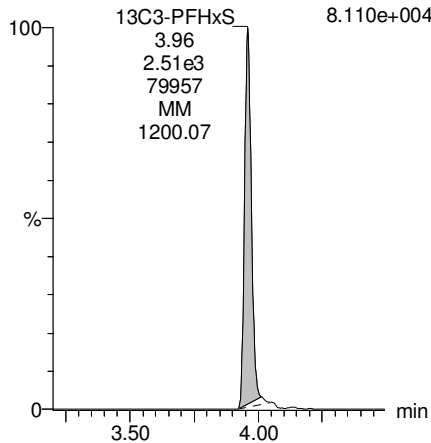
Last Altered: Tuesday, March 06, 2018 11:12:31 Pacific Standard Time

Printed: Tuesday, March 06, 2018 11:14:19 Pacific Standard Time

Name: 180228M1\_51, Date: 01-Mar-2018, Time: 06:07:12, ID: 1800327-03 OF-FB42A-0218 0.11946, Description: OF-FB42A-0218

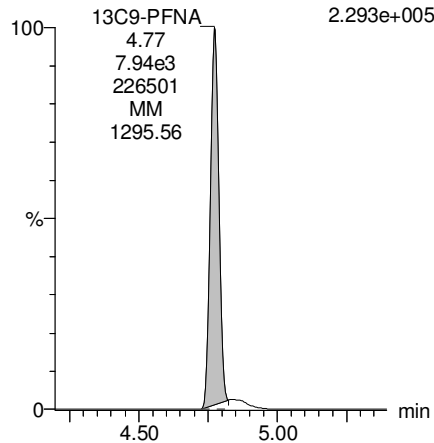
13C3-PFHxS

F18:MRM of 1 channel,ES-  
401.9 > 79.9  
8.110e+004



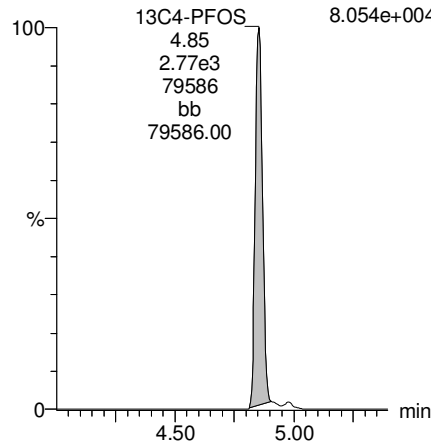
13C9-PFNA

F28:MRM of 1 channel,ES-  
472.2 > 426.9  
2.293e+005



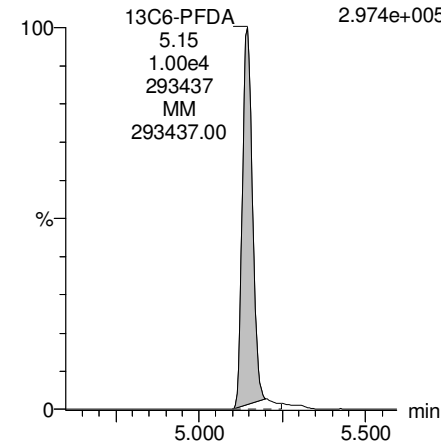
13C4-PFOS

F32:MRM of 1 channel,ES-  
503 > 79.9  
8.054e+004



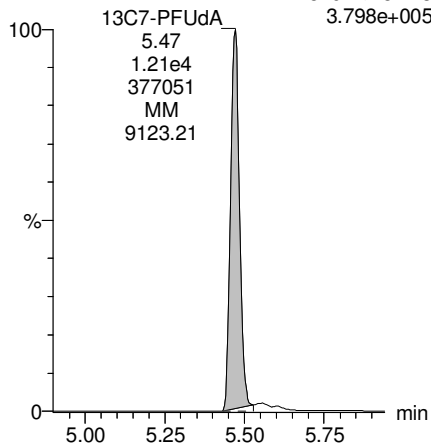
13C6-PFDA

F39:MRM of 1 channel,ES-  
519.1 > 473.7  
2.974e+005



13C7-PFUdA

F48:MRM of 1 channel,ES-  
570.1 > 524.8  
3.798e+005





Dataset: Z:\Projects\PFAS.PRO\Results\180228M1\180228M1-52.qld

Last Altered: Tuesday, March 06, 2018 11:23:18 Pacific Standard Time

Printed: Tuesday, March 06, 2018 11:24:35 Pacific Standard Time

Method: Z:\Projects\PFAS.PRO\MethDB\PFAS\_FULL\_80C\_022718.mdb 28 Feb 2018 13:19:45

Calibration: Z:\Projects\PFAS.PRO\CurveDB\C18\_VAL-PFAS\_Q4\_02-28-18-FULL.cdb 01 Mar 2018 12:54:21

Name: 180228M1\_52, Date: 01-Mar-2018, Time: 06:18:38, ID: 1800327-04 OF-RW42B-0218 0.10944, Description: OF-RW42B-0218

	# Name	Trace	Area	IS Area	Wt./Vol.	RRF	Pred.RT	RT	y Axis Resp.	Conc.	%Rec
1	3 PFBS	299.0 > 79.7	1.11e3	1.26e3	0.109		2.60	2.71	11.0	58.2016	
2	5 PFHxA	313.2 > 268.9	1.07e4	2.81e3	0.109		3.19	3.20	19.1	111.4156	
3	7 PFHpA	363.0 > 318.9	1.18e3	6.13e3	0.109		3.81	3.81	2.40	16.6602	
4	8 L-PFHxS	398.9 > 79.6	9.09e3	8.74e2	0.109		4.17	3.96	130	579.6311	
5	11 L-PFOA	413 > 368.7	1.58e4	8.68e3	0.109		4.40	4.34	22.7	218.3905	
6	14 PFNA	463.0 > 418.8		6.63e3	0.109		4.76				
7	16 L-PFOS	499 > 79.9	2.65e2	2.46e3	0.109		4.90	4.70	1.35	11.8775	
8	18 PFDA	513 > 468.8		7.85e3	0.109		5.14				
9	21 N-MeFOSAA	570.1 > 419		3.44e3	0.109		5.29				
10	22 N-EtFOSAA	584.2 > 419		3.92e3	0.109		5.45				
11	23 PFUdA	563.0 > 518.9		9.11e3	0.109		5.46				

Dataset: Z:\Projects\PFAS.PRO\Results\180228M1\180228M1-52.qld

Last Altered: Tuesday, March 06, 2018 11:23:18 Pacific Standard Time

Printed: Tuesday, March 06, 2018 11:24:45 Pacific Standard Time

Method: Z:\Projects\PFAS.PRO\MethDB\PFAS\_FULL\_80C\_022718.mdb 28 Feb 2018 13:19:45

Calibration: Z:\Projects\PFAS.PRO\CurveDB\C18\_VAL-PFAS\_Q4\_02-28-18-FULL.cdb 01 Mar 2018 12:54:21

Name: 180228M1\_52, Date: 01-Mar-2018, Time: 06:18:38, ID: 1800327-04 OF-RW42B-0218 0.10944, Description: OF-RW42B-0218

#	Name	Trace	Area	IS Area	Wt./Vol.	RRF	Pred.RT	RT	y Axis Resp.	Conc.	%Rec	
1	25	PFDa	612.9 > 569.0	6.63e3	0.109		5.74					
2	27	PFTDA	662.9 > 618.9	6.63e3	0.109		5.98					
3	28	PFTeDA	712.9 > 668.8	4.05e3	0.109		6.20					
4	36	13C3-PFBS	302. > 98.8	1.26e3	1.10e4	0.109	0.123	2.69	2.71	1.44	106.6417	93.4
5	37	13C2-PFHxA	315 > 269.8	2.81e3	1.10e4	0.109	0.712	3.19	3.20	3.20	41.1337	90.0
6	38	13C4-PFHpA	367.2 > 321.8	6.13e3	1.10e4	0.109	0.678	3.81	3.81	6.99	94.2570	82.5
7	39	18O2-PFHxS	403.0 > 102.6	8.74e2	2.22e3	0.109	0.392	3.96	3.96	4.92	114.5267	100.3
8	40	13C2-PFOA	414.9 > 369.7	8.68e3	8.42e3	0.109	1.308	4.33	4.34	12.9	90.0367	78.8
9	41	13C5-PFNA	468.2 > 422.9	6.63e3	8.64e3	0.109	0.976	4.76	4.77	9.59	89.7879	78.6
10	42	13C8-PFOSA	506.1 > 77.7	1.74e3	1.24e4	0.109	0.254	4.83	4.84	1.75	63.0090	55.2
11	43	13C8-PFOS	507.0 > 79.9	2.46e3	2.50e3	0.109	1.040	4.84	4.85	12.3	107.8157	94.4
12	44	13C2-PFDA	515.1 > 469.9	7.85e3	9.14e3	0.109	0.967	5.14	5.15	10.7	101.4071	88.8
13	45	d3-N-MeFOSAA	573.3 > 419	3.44e3	1.24e4	0.109	0.381	5.29	5.29	3.46	82.8970	72.6
14	46	d5-N-EtFOSAA	589.3 > 419	3.92e3	1.24e4	0.109	0.399	5.45	5.45	3.94	90.3774	79.1
15	47	13C2-PFUdA	565 > 519.8	9.11e3	1.24e4	0.109	0.985	5.46	5.47	9.16	84.9666	74.4
16	48	13C2-PFDoA	615.0 > 569.7	6.63e3	1.24e4	0.109	0.813	5.74	5.75	6.66	74.8235	65.5
17	49	d3-N-MeFOSA	515.2 > 168.9		1.24e4	0.109	0.124	5.84				
18	50	13C2-PFTeDA	714.8 > 669.6	4.05e3	1.24e4	0.109	0.379	6.20	6.22	4.07	98.2384	86.0
19	51	d5-N-ETFOSA	531.1 > 168.9		1.24e4	0.109	0.189	6.22				
20	52	13C2-PFHxDA	815 > 769.7	2.53e3	1.24e4	0.109	0.703	6.51	6.56	2.54	33.0234	72.3
21	53	d7-N-MeFOSE	623.1 > 58.9		1.24e4	0.109	0.157	6.31				
22	54	d9-N-EtFOSE	639.2 > 58.8		1.24e4	0.109	0.146	6.45				
23	55	13C4-PFBA	217. > 171.8	9.16e3	9.16e3	0.109	1.000	1.46	1.46	12.5	114.2178	100.0
24	56	13C5-PFHxA	318 > 272.9	1.10e4	1.10e4	0.109	1.000	3.19	3.20	12.5	114.2178	100.0
25	57	13C3-PFHxS	401.9 > 79.9	2.22e3	2.22e3	0.109	1.000	3.96	3.96	12.5	114.2178	100.0
26	58	13C8-PFOA	421.3 > 376	8.42e3	8.42e3	0.109	1.000	4.33	4.33	12.5	114.2178	100.0
27	59	13C9-PFNA	472.2 > 426.9	8.64e3	8.64e3	0.109	1.000	4.70	4.77	12.5	114.2178	100.0
28	60	13C4-PFOS	503 > 79.9	2.50e3	2.50e3	0.109	1.000	4.84	4.85	12.5	114.2178	100.0
29	61	13C6-PFDA	519.1 > 473.7	9.14e3	9.14e3	0.109	1.000	5.14	5.15	12.5	114.2178	100.0
30	62	13C7-PFUdA	570.1 > 524.8	1.24e4	1.24e4	0.109	1.000	5.46	5.47	12.5	114.2178	100.0
31	63	Total PFHxS	398.9 > 79.6	9.09e3	8.74e2	0.109		3.85		130	579.6311	
32	64	Total PFOA	413 > 368.7	1.94e4	8.68e3	0.109		4.21		27.9	266.4884	

Dataset: Z:\Projects\PFAS.PRO\Results\180228M1\180228M1-52.qld

Last Altered: Tuesday, March 06, 2018 11:23:18 Pacific Standard Time

Printed: Tuesday, March 06, 2018 11:24:45 Pacific Standard Time

**Name: 180228M1\_52, Date: 01-Mar-2018, Time: 06:18:38, ID: 1800327-04 OF-RW42B-0218 0.10944, Description: OF-RW42B-0218**

	# Name	Trace	Area	IS Area	Wt./Vol.	RRF	Pred.RT	RT	y Axis Resp.	Conc.	%Rec
33	65 Total PFOS	499 > 79.9	2.65e2	2.46e3	0.109		4.73		1.35	11.8775	
34	66 Total N-MeFOSAA	570.1 > 419	0.00e0	3.44e3	0.109		5.29		0.000		
35	67 Total N-EtFOSAA	584.2 > 419	0.00e0	3.92e3	0.109		5.45		0.000		

Dataset: Z:\Projects\PFAS.PRO\Results\180228M1\180228M1-52.qld

Last Altered: Tuesday, March 06, 2018 11:23:18 Pacific Standard Time

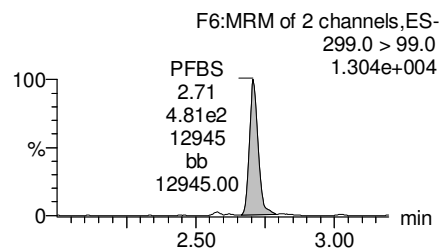
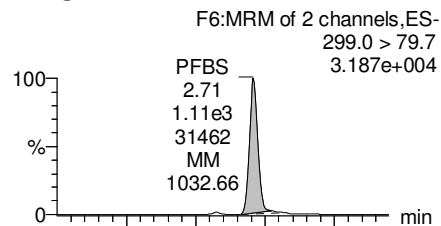
Printed: Tuesday, March 06, 2018 11:24:45 Pacific Standard Time

Method: Z:\Projects\PFAS.PRO\MethDB\PFAS\_FULL\_80C\_022718.mdb 28 Feb 2018 13:19:45

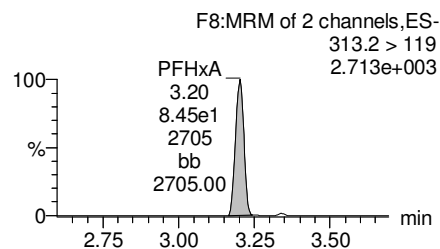
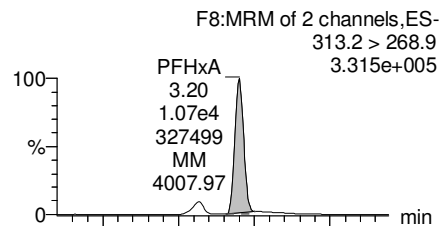
Calibration: Z:\Projects\PFAS.PRO\CurveDB\C18\_VAL-PFAS\_Q4\_02-28-18-FULL.cdb 01 Mar 2018 12:54:21

Name: 180228M1\_52, Date: 01-Mar-2018, Time: 06:18:38, ID: 1800327-04 OF-RW42B-0218 0.10944, Description: OF-RW42B-0218

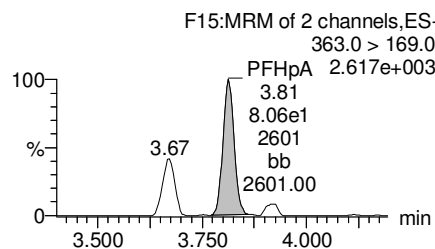
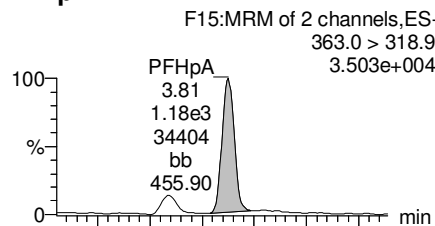
**PFBS**



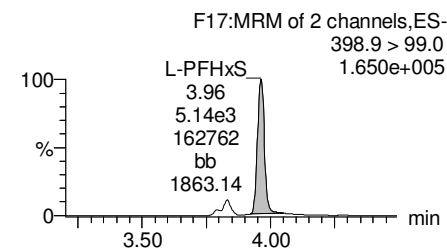
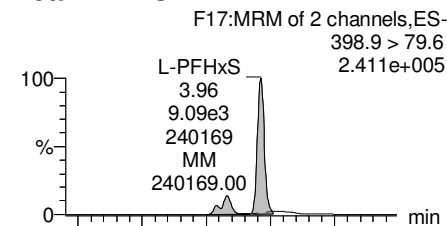
**PFHxA**



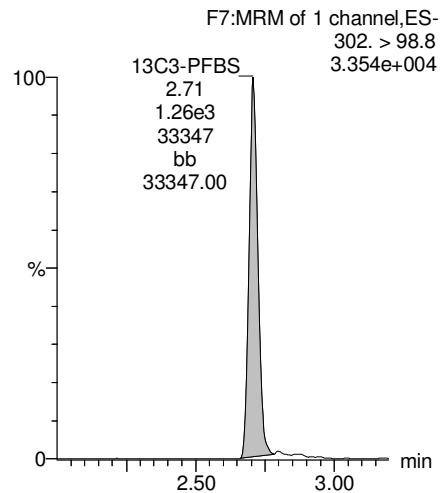
**PFHpA**



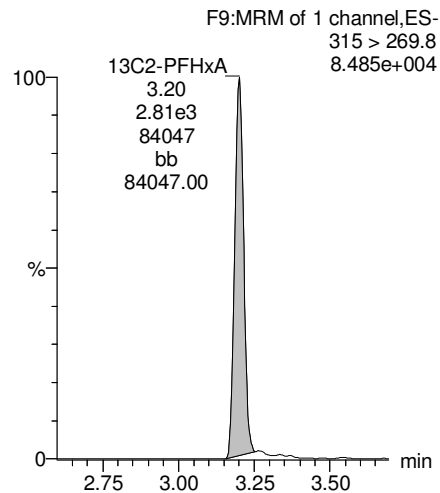
**Total PFHxS**



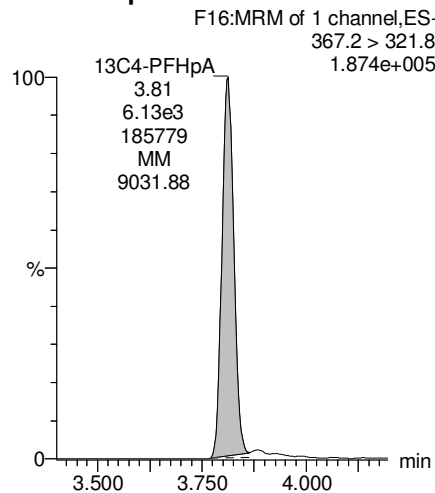
**13C3-PFBS**



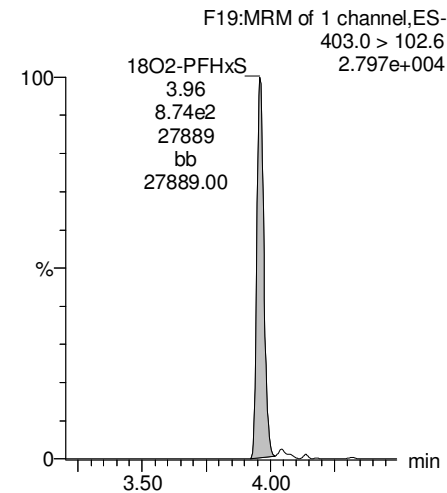
**13C2-PFHxA**



**13C4-PFHpA**



**18O2-PFHxS**



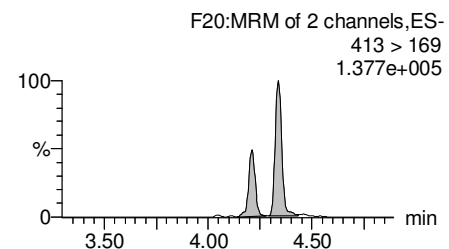
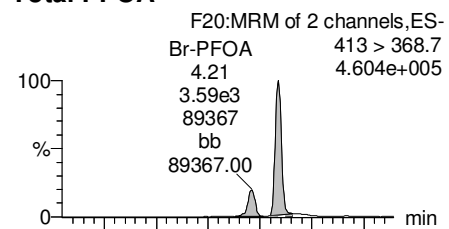
Dataset: Z:\Projects\PFAS.PRO\Results\180228M1\180228M1-52.qld

Last Altered: Tuesday, March 06, 2018 11:23:18 Pacific Standard Time

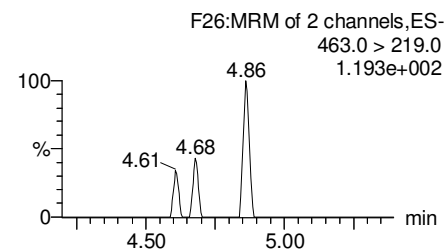
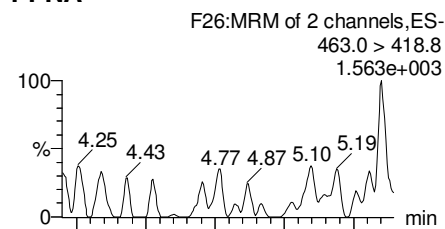
Printed: Tuesday, March 06, 2018 11:24:45 Pacific Standard Time

Name: 180228M1\_52, Date: 01-Mar-2018, Time: 06:18:38, ID: 1800327-04 OF-RW42B-0218 0.10944, Description: OF-RW42B-0218

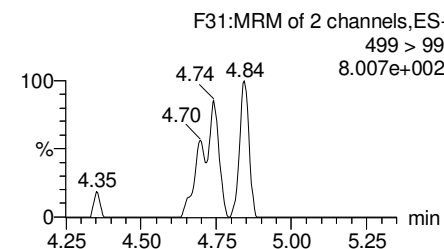
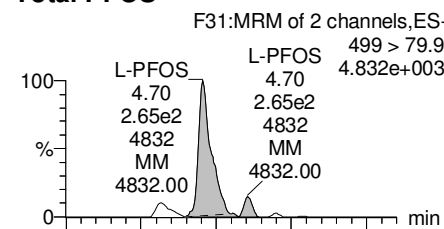
**Total PFOA**



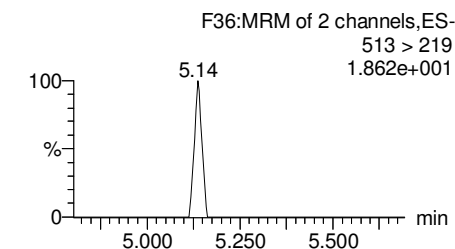
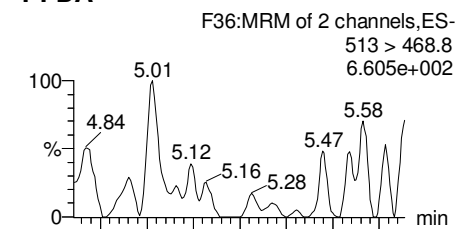
**PFNA**



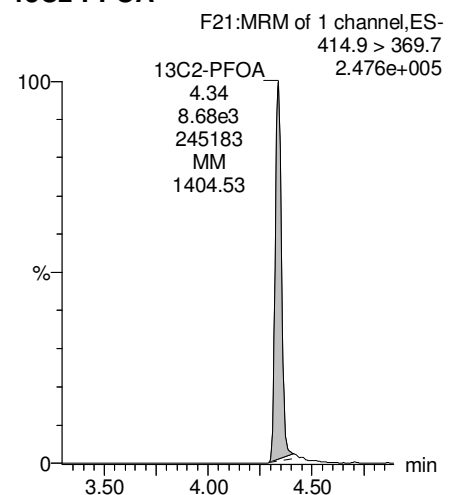
**Total PFOS**



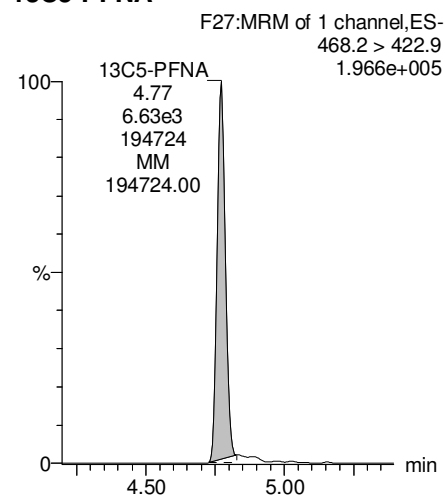
**PFDA**



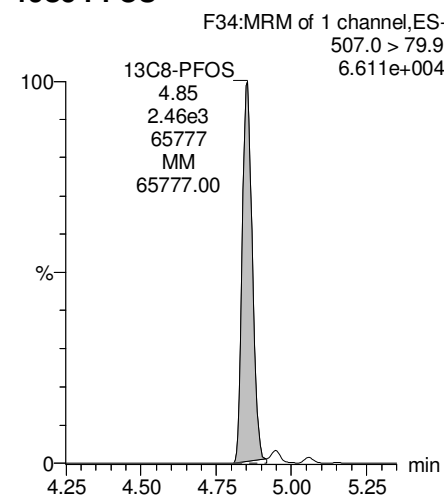
**13C2-PFOA**



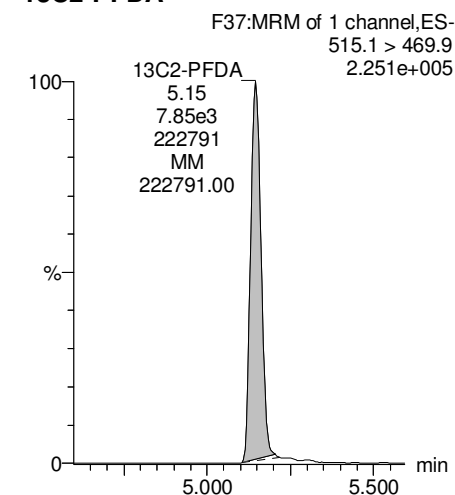
**13C5-PFNA**



**13C8-PFOS**



**13C2-PFDA**



Dataset: Z:\Projects\PFAS.PRO\Results\180228M1\180228M1-52.qld

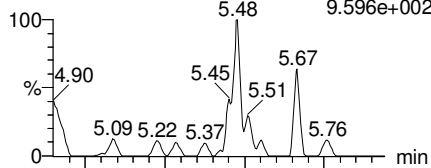
Last Altered: Tuesday, March 06, 2018 11:23:18 Pacific Standard Time

Printed: Tuesday, March 06, 2018 11:24:45 Pacific Standard Time

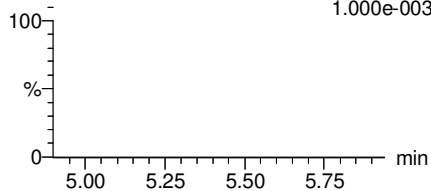
Name: 180228M1\_52, Date: 01-Mar-2018, Time: 06:18:38, ID: 1800327-04 OF-RW42B-0218 0.10944, Description: OF-RW42B-0218

**PFUdA**

F45:MRM of 2 channels,ES-  
563.0 > 518.9  
9.596e+002

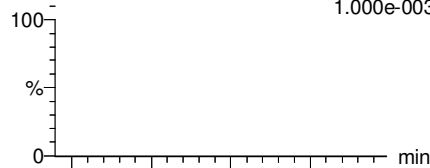


F45:MRM of 2 channels,ES-  
563.0 > 269  
1.000e-003

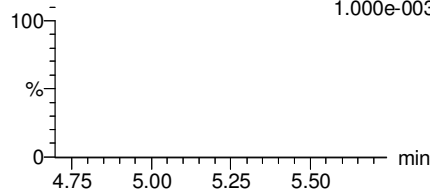


**N-MeFOSAA**

F47:MRM of 2 channels,ES-  
570.1 > 419  
1.000e-003

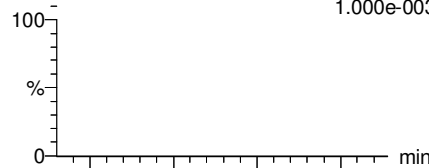


F47:MRM of 2 channels,ES-  
570.1 > 483.0  
1.000e-003

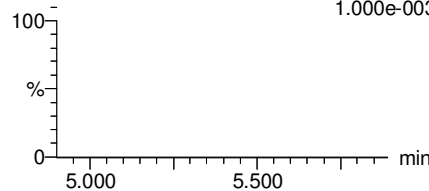


**N-EtFOSAA**

F50:MRM of 2 channels,ES-  
584.2 > 419  
1.000e-003

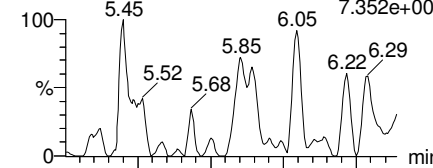


F50:MRM of 2 channels,ES-  
584.2 > 483.0  
1.000e-003

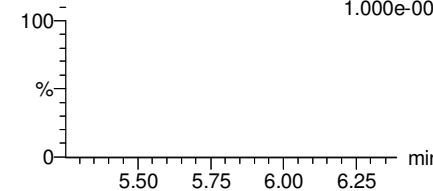


**PFDaA**

F53:MRM of 4 channels,ES-  
612.9 > 569.0  
7.352e+002

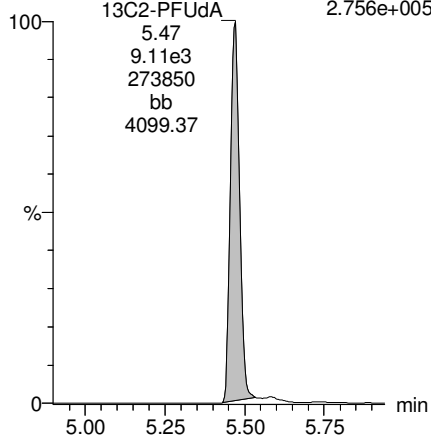


F53:MRM of 4 channels,ES-  
612.9 > 318.8  
1.000e-003



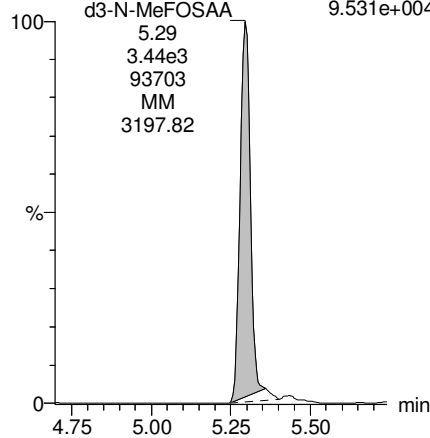
**13C2-PFUdA**

F46:MRM of 1 channel,ES-  
565 > 519.8  
2.756e+005



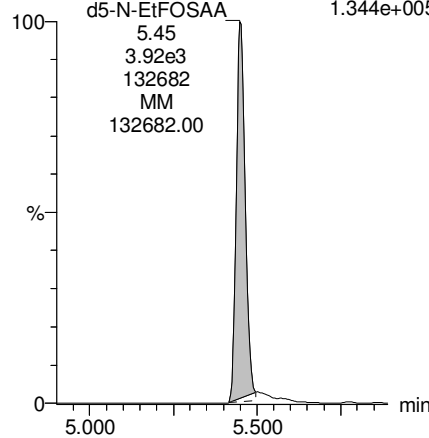
**d3-N-MeFOSAA**

F49:MRM of 1 channel,ES-  
573.3 > 419  
9.531e+004



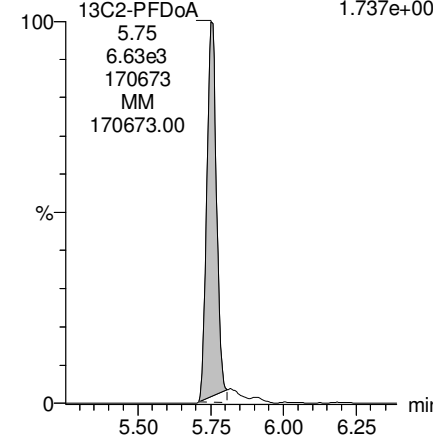
**d5-N-EtFOSAA**

F51:MRM of 1 channel,ES-  
589.3 > 419  
1.344e+005



**13C2-PFDaA**

F54:MRM of 2 channels,ES-  
615.0 > 569.7  
1.737e+005



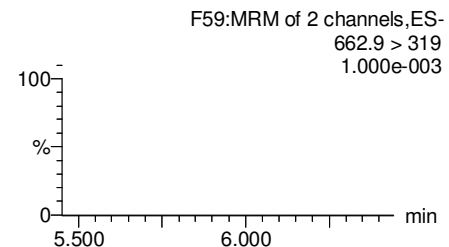
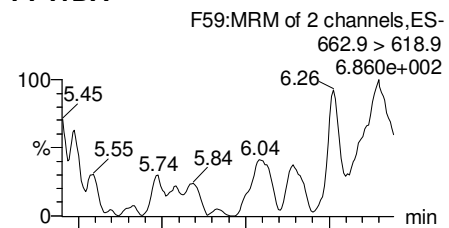
Dataset: Z:\Projects\PFAS.PRO\Results\180228M1\180228M1-52.qld

Last Altered: Tuesday, March 06, 2018 11:23:18 Pacific Standard Time

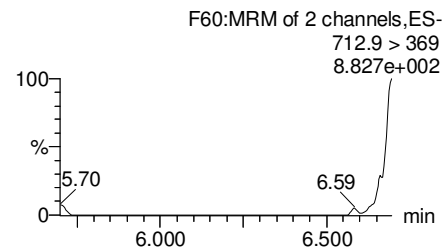
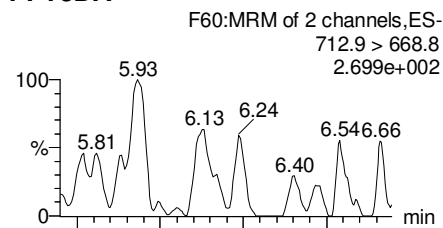
Printed: Tuesday, March 06, 2018 11:24:45 Pacific Standard Time

Name: 180228M1\_52, Date: 01-Mar-2018, Time: 06:18:38, ID: 1800327-04 OF-RW42B-0218 0.10944, Description: OF-RW42B-0218

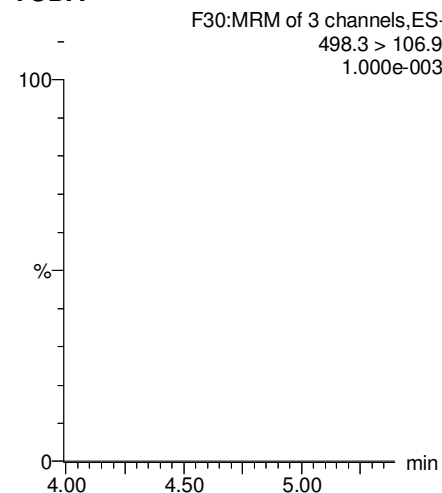
**PFTrDA**



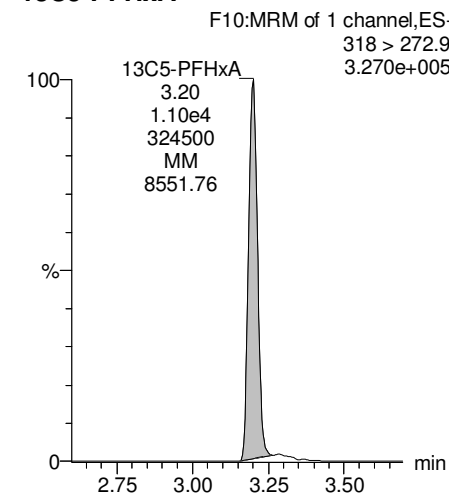
**PFTeDA**



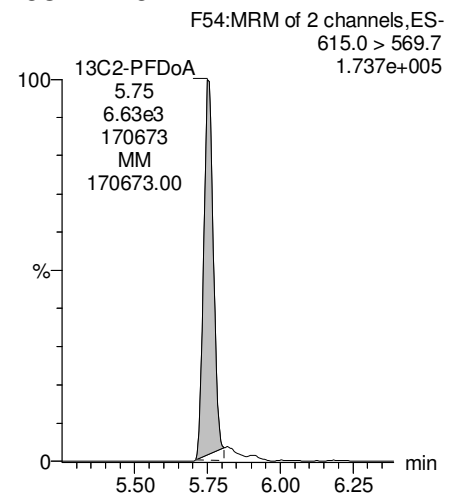
**TCDA**



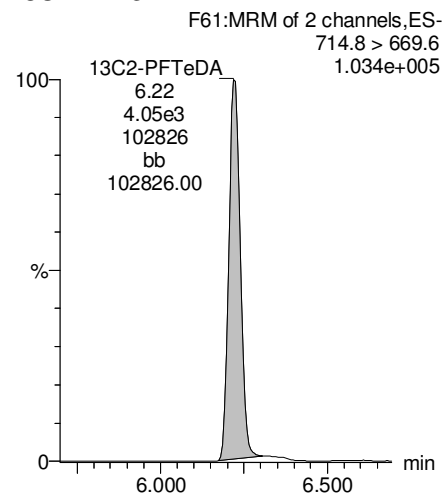
**13C5-PFHxA**



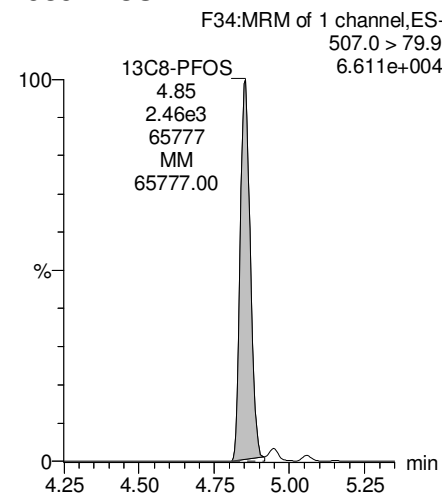
**13C2-PFDoA**



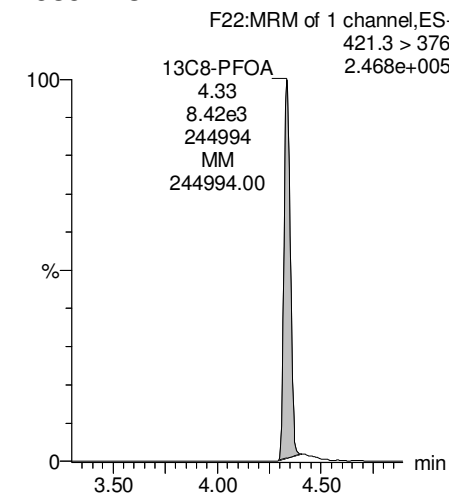
**13C2-PFTeDA**



**13C8-PFOS**



**13C8-PFOA**



Dataset: Z:\Projects\PFAS.PRO\Results\180228M1\180228M1-52.qld

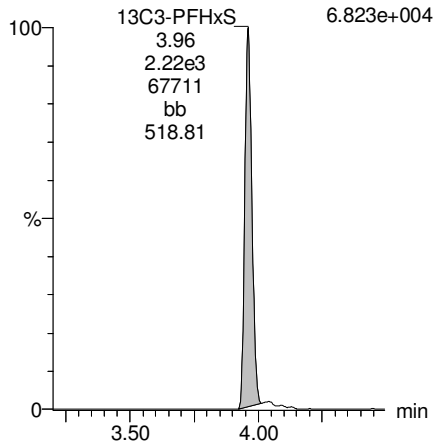
Last Altered: Tuesday, March 06, 2018 11:23:18 Pacific Standard Time

Printed: Tuesday, March 06, 2018 11:24:45 Pacific Standard Time

Name: 180228M1\_52, Date: 01-Mar-2018, Time: 06:18:38, ID: 1800327-04 OF-RW42B-0218 0.10944, Description: OF-RW42B-0218

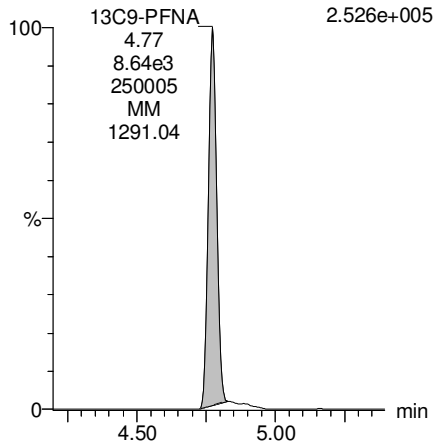
**13C3-PFHxS**

F18:MRM of 1 channel,ES-  
401.9 > 79.9  
6.823e+004



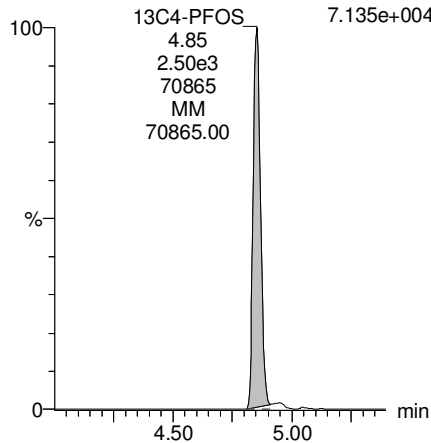
**13C9-PFNA**

F28:MRM of 1 channel,ES-  
472.2 > 426.9  
2.526e+005



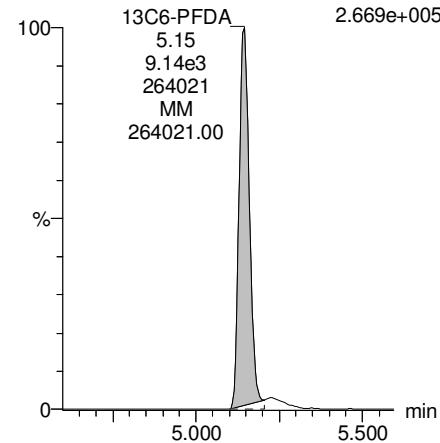
**13C4-PFOS**

F32:MRM of 1 channel,ES-  
503 > 79.9  
7.135e+004



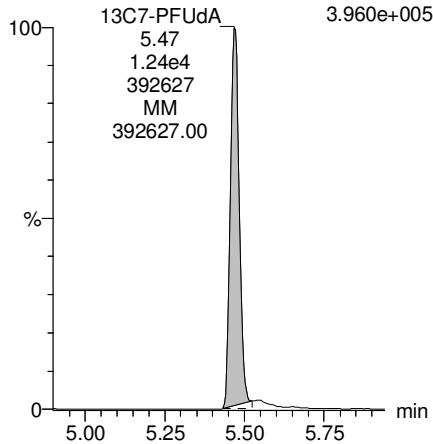
**13C6-PFDA**

F39:MRM of 1 channel,ES-  
519.1 > 473.7  
2.669e+005



**13C7-PFUdA**

F48:MRM of 1 channel,ES-  
570.1 > 524.8  
3.960e+005





Dataset: Z:\Projects\PFAS.PRO\Results\180228M1\180228M1-53.qld

Last Altered: Tuesday, March 06, 2018 11:30:16 Pacific Standard Time

Printed: Tuesday, March 06, 2018 11:36:03 Pacific Standard Time

Method: Z:\Projects\PFAS.PRO\MethDB\PFAS\_FULL\_80C\_022718.mdb 28 Feb 2018 13:19:45

Calibration: Z:\Projects\PFAS.PRO\CurveDB\C18\_VAL-PFAS\_Q4\_02-28-18-FULL.cdb 01 Mar 2018 12:54:21

Name: 180228M1\_53, Date: 01-Mar-2018, Time: 06:30:07, ID: 1800327-05 OF-FB42B-0218 0.11557, Description: OF-FB42B-0218

	# Name	Trace	Area	IS Area	Wt./Vol.	RRF	Pred.RT	RT	y Axis Resp.	Conc.	%Rec
1	3 PFBS	299.0 > 79.7		1.24e3	0.116		2.60				
2	5 PFHxA	313.2 > 268.9		2.59e3	0.116		3.19				
3	7 PFHpA	363.0 > 318.9		6.99e3	0.116		3.81				
4	8 L-PFHxS	398.9 > 79.6		9.07e2	0.116		4.17				
5	11 L-PFOA	413 > 368.7	9.26e1	9.65e3	0.116		4.40	4.34	0.120		
6	14 PFNA	463.0 > 418.8	2.52e1	7.54e3	0.116		4.76	4.77	0.0418		
7	16 L-PFOS	499 > 79.9		2.64e3	0.116		4.90				
8	18 PFDA	513 > 468.8		7.81e3	0.116		5.14				
9	21 N-MeFOSAA	570.1 > 419		2.99e3	0.116		5.29				
10	22 N-EtFOSAA	584.2 > 419		3.12e3	0.116		5.45				
11	23 PFUdA	563.0 > 518.9		8.63e3	0.116		5.46				

Dataset: Z:\Projects\PFAS.PRO\Results\180228M1\180228M1-53.qld

Last Altered: Tuesday, March 06, 2018 11:30:16 Pacific Standard Time

Printed: Tuesday, March 06, 2018 11:36:12 Pacific Standard Time

Method: Z:\Projects\PFAS.PRO\MethDB\PFAS\_FULL\_80C\_022718.mdb 28 Feb 2018 13:19:45

Calibration: Z:\Projects\PFAS.PRO\CurveDB\C18\_VAL-PFAS\_Q4\_02-28-18-FULL.cdb 01 Mar 2018 12:54:21

Name: 180228M1\_53, Date: 01-Mar-2018, Time: 06:30:07, ID: 1800327-05 OF-FB42B-0218 0.11557, Description: OF-FB42B-0218

#	Name	Trace	Area	IS Area	Wt./Vol.	RRF	Pred.RT	RT	y Axis Resp.	Conc.	%Rec	
1	25	PFDa	612.9 > 569.0	7.12e3	0.116		5.74					
2	27	PFTDA	662.9 > 618.9	7.12e3	0.116		5.98					
3	28	PFTeDA	712.9 > 668.8	1.37e1	3.83e3	0.116	6.20	6.22	0.0447			
4	36	13C3-PFBS	302. > 98.8	1.24e3	1.04e4	0.116	0.123	2.69	2.71	1.49	104.1801	96.3
5	37	13C2-PFHxA	315 > 269.8	2.59e3	1.04e4	0.116	0.712	3.19	3.20	3.10	37.7099	87.2
6	38	13C4-PFHpA	367.2 > 321.8	6.99e3	1.04e4	0.116	0.678	3.81	3.81	8.38	106.9128	98.8
7	39	18O2-PFHxS	403.0 > 102.6	9.07e2	2.67e3	0.116	0.392	3.96	3.96	4.25	93.7194	86.6
8	40	13C2-PFOA	414.9 > 369.7	9.65e3	8.23e3	0.116	1.308	4.33	4.34	14.7	96.9244	89.6
9	41	13C5-PFNA	468.2 > 422.9	7.54e3	9.16e3	0.116	0.976	4.76	4.78	10.3	91.1820	84.3
10	42	13C8-PFOA	506.1 > 77.7	1.13e3	1.00e4	0.116	0.254	4.83	4.84	1.41	48.0780	44.5
11	43	13C8-PFOS	507.0 > 79.9	2.64e3	2.78e3	0.116	1.040	4.84	4.85	11.9	98.8328	91.4
12	44	13C2-PFDA	515.1 > 469.9	7.81e3	1.01e4	0.116	0.967	5.14	5.15	9.64	86.2539	79.7
13	45	d3-N-MeFOSAA	573.3 > 419	2.99e3	1.00e4	0.116	0.381	5.29	5.30	3.74	84.8764	78.5
14	46	d5-N-EtFOSAA	589.3 > 419	3.12e3	1.00e4	0.116	0.399	5.45	5.45	3.89	84.5470	78.2
15	47	13C2-PFUdA	565 > 519.8	8.63e3	1.00e4	0.116	0.985	5.46	5.47	10.8	94.8100	87.7
16	48	13C2-PFDoA	615.0 > 569.7	7.12e3	1.00e4	0.116	0.813	5.74	5.75	8.90	94.7132	87.6
17	49	d3-N-MeFOSA	515.2 > 168.9		1.00e4	0.116	0.124	5.84				
18	50	13C2-PFTeDA	714.8 > 669.6	3.83e3	1.00e4	0.116	0.379	6.20	6.22	4.78	109.2671	101.0
19	51	d5-N-ETFOSA	531.1 > 168.9		1.00e4	0.116	0.189	6.22				
20	52	13C2-PFHxDA	815 > 769.7	2.82e3	1.00e4	0.116	0.703	6.51	6.56	3.52	43.3455	100.2
21	53	d7-N-MeFOSE	623.1 > 58.9		1.00e4	0.116	0.157	6.31				
22	54	d9-N-EtFOSE	639.2 > 58.8		1.00e4	0.116	0.146	6.45				
23	55	13C4-PFBA	217. > 171.8	9.25e3	9.25e3	0.116	1.000	1.46	1.46	12.5	108.1596	100.0
24	56	13C5-PFHxA	318 > 272.9	1.04e4	1.04e4	0.116	1.000	3.19	3.20	12.5	108.1596	100.0
25	57	13C3-PFHxS	401.9 > 79.9	2.67e3	2.67e3	0.116	1.000	3.96	3.96	12.5	108.1596	100.0
26	58	13C8-PFOA	421.3 > 376	8.23e3	8.23e3	0.116	1.000	4.33	4.34	12.5	108.1596	100.0
27	59	13C9-PFNA	472.2 > 426.9	9.16e3	9.16e3	0.116	1.000	4.70	4.77	12.5	108.1596	100.0
28	60	13C4-PFOS	503 > 79.9	2.78e3	2.78e3	0.116	1.000	4.84	4.85	12.5	108.1596	100.0
29	61	13C6-PFDA	519.1 > 473.7	1.01e4	1.01e4	0.116	1.000	5.14	5.15	12.5	108.1596	100.0
30	62	13C7-PFUdA	570.1 > 524.8	1.00e4	1.00e4	0.116	1.000	5.46	5.47	12.5	108.1596	100.0
31	63	Total PFHxS	398.9 > 79.6	0.00e0	9.07e2	0.116		3.85		0.000		
32	64	Total PFOA	413 > 368.7	9.26e1	9.65e3	0.116		4.21		0.000		

Dataset: Z:\Projects\PFAS.PRO\Results\180228M1\180228M1-53.qld

Last Altered: Tuesday, March 06, 2018 11:30:16 Pacific Standard Time

Printed: Tuesday, March 06, 2018 11:36:12 Pacific Standard Time

**Name: 180228M1\_53, Date: 01-Mar-2018, Time: 06:30:07, ID: 1800327-05 OF-FB42B-0218 0.11557, Description: OF-FB42B-0218**

	# Name	Trace	Area	IS Area	Wt./Vol.	RRF	Pred.RT	RT	y Axis Resp.	Conc.	%Rec
33	65 Total PFOS	499 > 79.9	0.00e0	2.64e3	0.116		4.73		0.000		
34	66 Total N-MeFOSAA	570.1 > 419	0.00e0	2.99e3	0.116		5.29		0.000		
35	67 Total N-EtFOSAA	584.2 > 419	0.00e0	3.12e3	0.116		5.45		0.000		

Dataset: Z:\Projects\PFAS.PRO\Results\180228M1\180228M1-53.qld

Last Altered: Tuesday, March 06, 2018 11:30:16 Pacific Standard Time

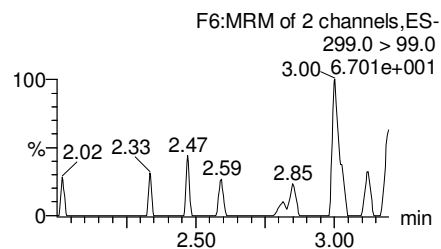
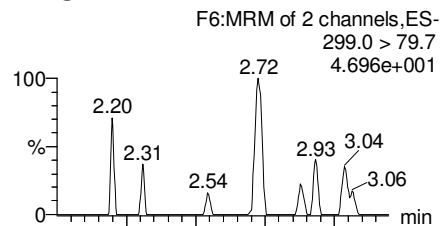
Printed: Tuesday, March 06, 2018 11:36:12 Pacific Standard Time

Method: Z:\Projects\PFAS.PRO\MethDB\PFAS\_FULL\_80C\_022718.mdb 28 Feb 2018 13:19:45


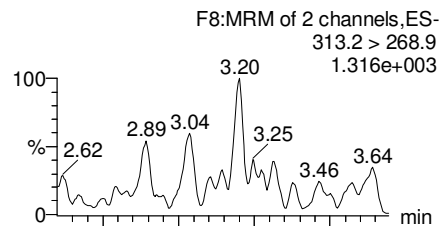
Calibration: Z:\Projects\PFAS.PRO\CurveDB\C18\_VAL-PFAS\_Q4\_02-28-18-FULL.cdb 01 Mar 2018 12:54:21

Name: 180228M1\_53, Date: 01-Mar-2018, Time: 06:30:07, ID: 1800327-05 OF-FB42B-0218 0.11557, Description: OF-FB42B-0218

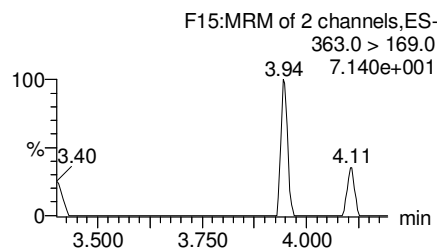
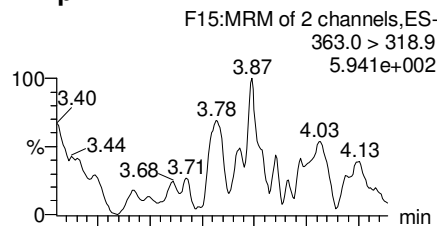
**PFBS**



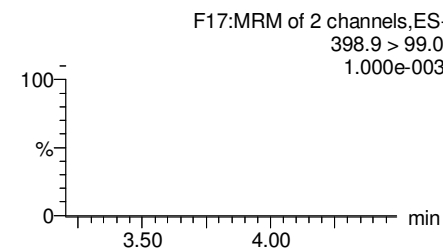
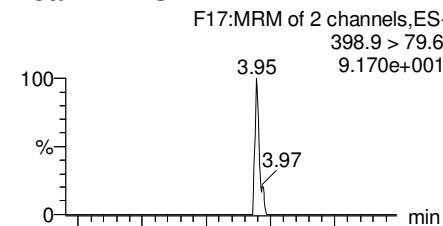
**PFHxA**



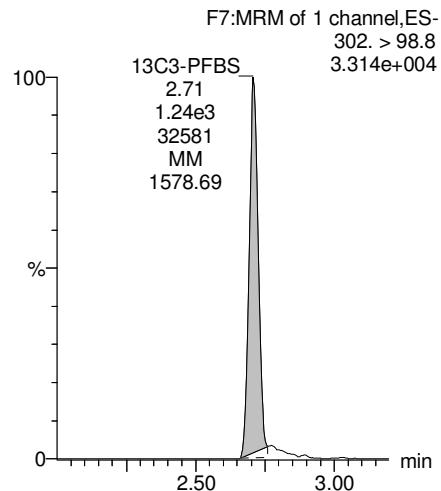
**PFHpA**



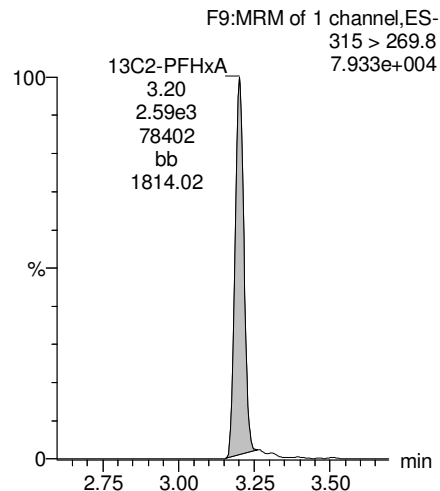
**Total PFHxS**



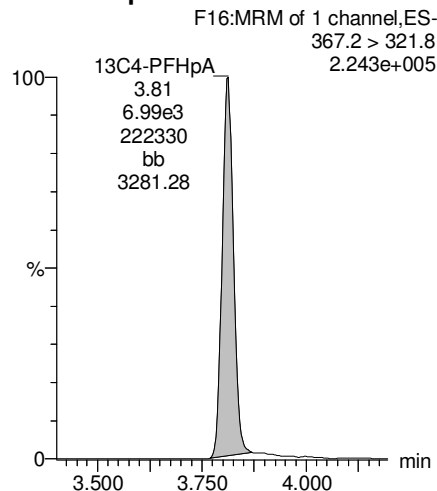
**13C3-PFBS**



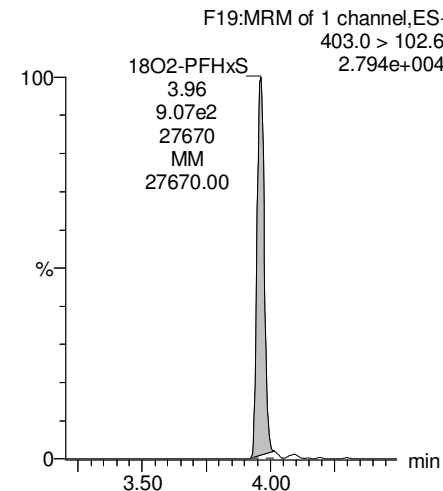
**13C2-PFHxA**



**13C4-PFHpA**



**18O2-PFHxS**



Dataset: Z:\Projects\PFAS.PRO\Results\180228M1\180228M1-53.qld

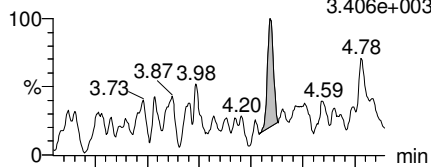
Last Altered: Tuesday, March 06, 2018 11:30:16 Pacific Standard Time

Printed: Tuesday, March 06, 2018 11:36:12 Pacific Standard Time

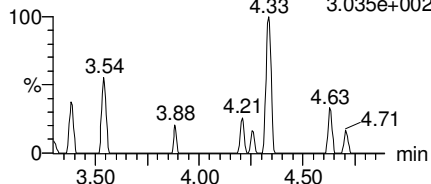
Name: 180228M1\_53, Date: 01-Mar-2018, Time: 06:30:07, ID: 1800327-05 OF-FB42B-0218 0.11557, Description: OF-FB42B-0218

Total PFOA

F20:MRM of 2 channels,ES-  
413 > 368.7  
3.406e+003

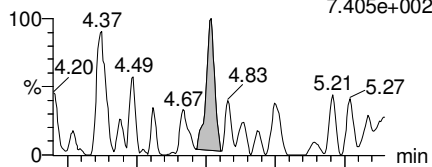


F20:MRM of 2 channels,ES-  
413 > 169  
3.035e+002

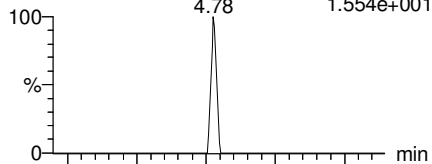


PFNA

F26:MRM of 2 channels,ES-  
463.0 > 418.8  
7.405e+002

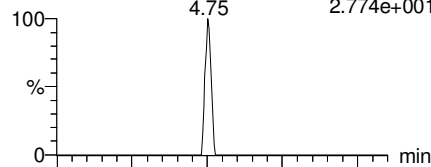


F26:MRM of 2 channels,ES-  
463.0 > 219.0  
1.554e+001

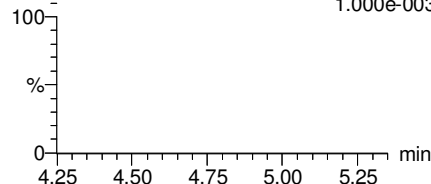


Total PFOS

F31:MRM of 2 channels,ES-  
499 > 79.9  
2.774e+001

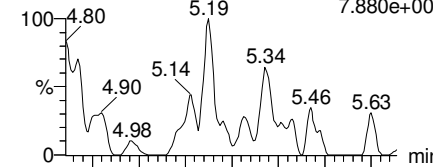


F31:MRM of 2 channels,ES-  
499 > 99  
1.000e-003

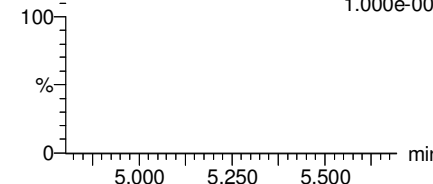


PFDA

F36:MRM of 2 channels,ES-  
513 > 468.8  
7.880e+002

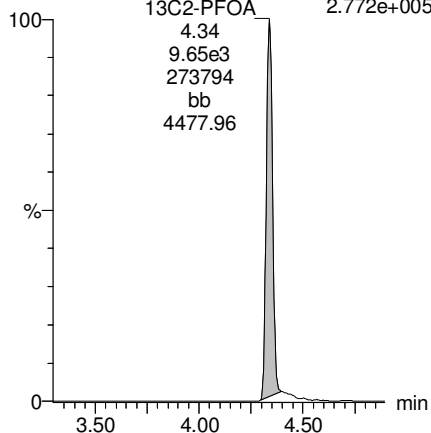


F36:MRM of 2 channels,ES-  
513 > 219  
1.000e-003



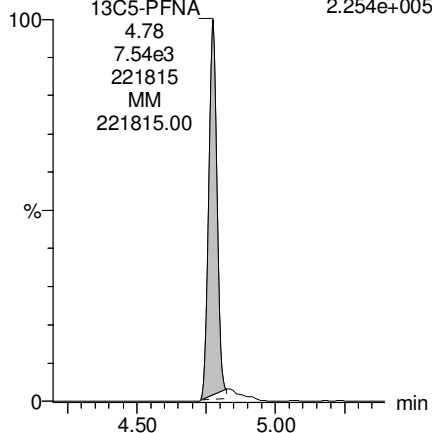
13C2-PFOA

F21:MRM of 1 channel,ES-  
414.9 > 369.7  
2.772e+005



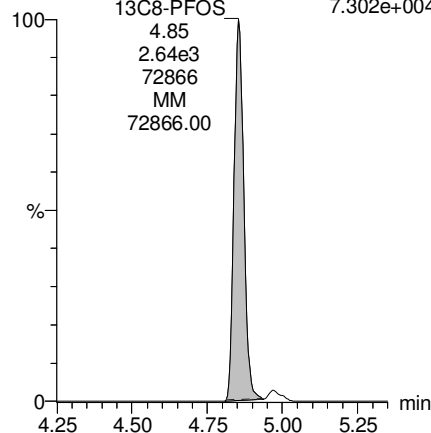
13C5-PFNA

F27:MRM of 1 channel,ES-  
468.2 > 422.9  
2.254e+005



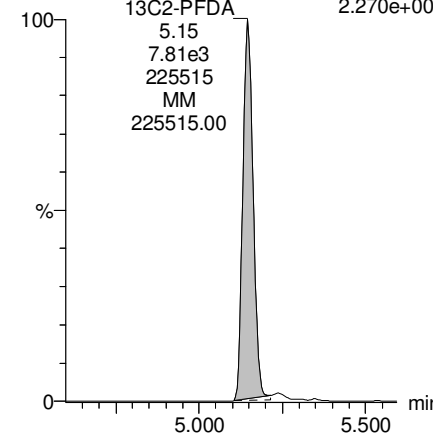
13C8-PFOS

F34:MRM of 1 channel,ES-  
507.0 > 79.9  
7.302e+004



13C2-PFDA

F37:MRM of 1 channel,ES-  
515.1 > 469.9  
2.270e+005



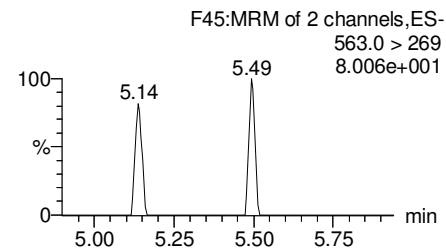
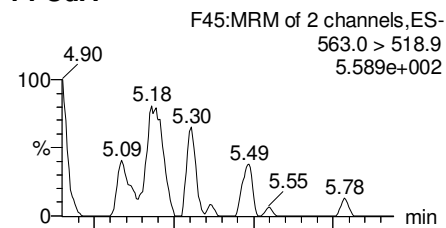
Dataset: Z:\Projects\PFAS.PRO\Results\180228M1\180228M1-53.qld

Last Altered: Tuesday, March 06, 2018 11:30:16 Pacific Standard Time

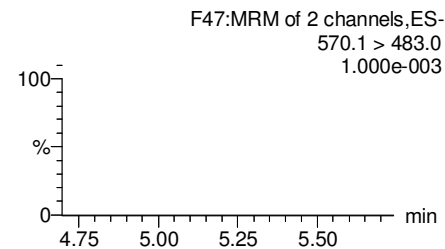
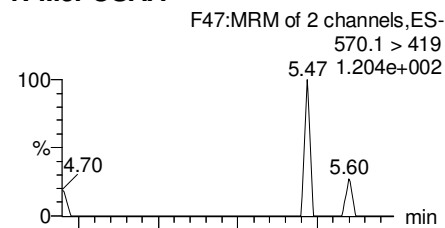
Printed: Tuesday, March 06, 2018 11:36:12 Pacific Standard Time

Name: 180228M1\_53, Date: 01-Mar-2018, Time: 06:30:07, ID: 1800327-05 OF-FB42B-0218 0.11557, Description: OF-FB42B-0218

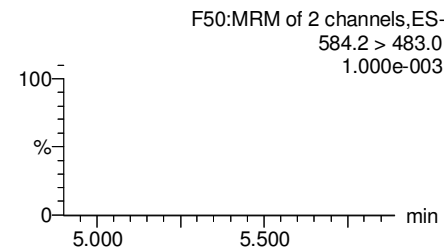
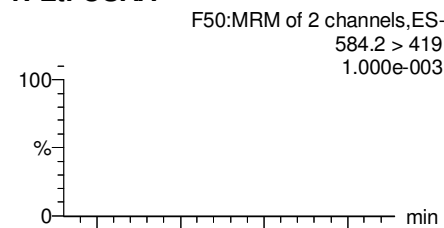
**PFUdA**



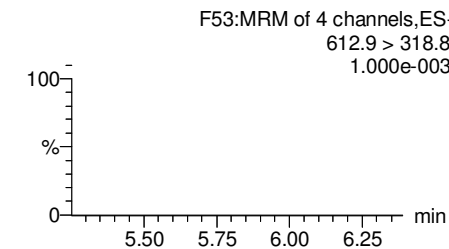
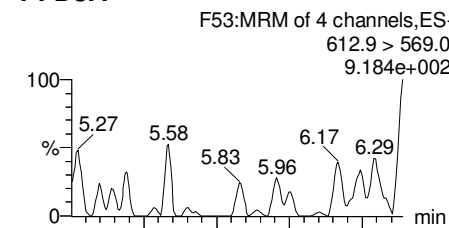
**N-MeFOSAA**



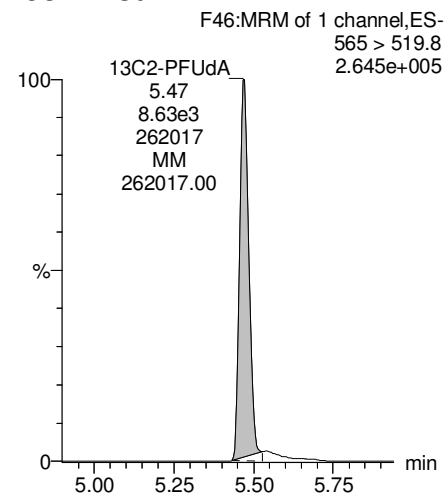
**N-EtFOSAA**



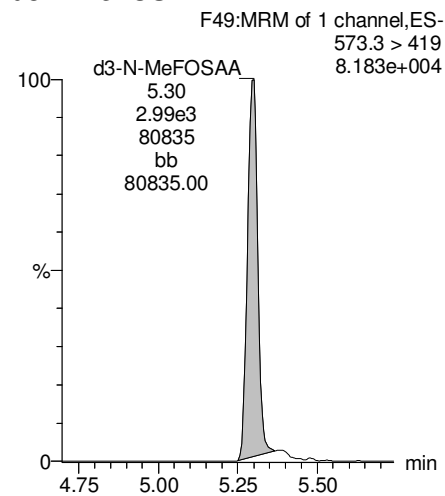
**PFDaA**



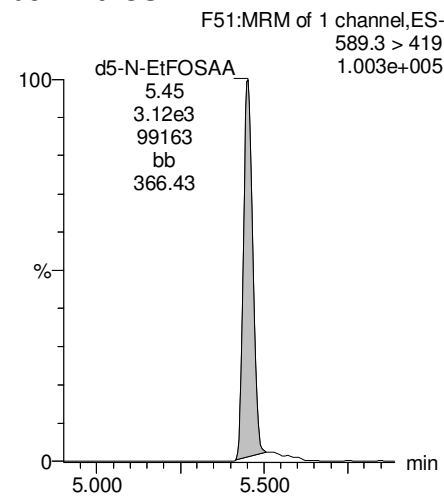
**13C2-PFUdA**



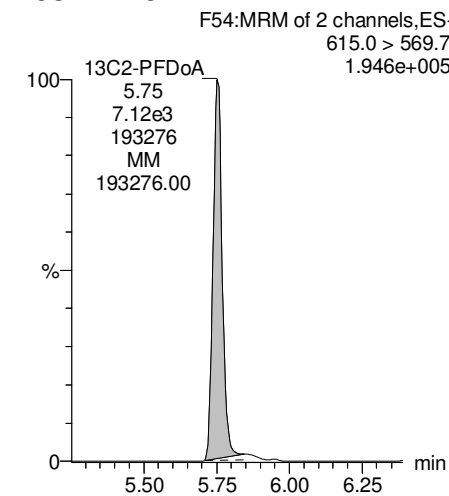
**d3-N-MeFOSAA**



**d5-N-EtFOSAA**



**13C2-PFDaA**



Dataset: Z:\Projects\PFAS.PRO\Results\180228M1\180228M1-53.qld

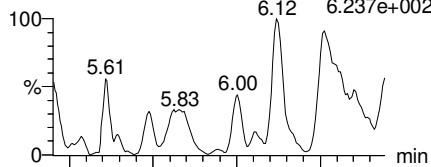
Last Altered: Tuesday, March 06, 2018 11:30:16 Pacific Standard Time

Printed: Tuesday, March 06, 2018 11:36:12 Pacific Standard Time

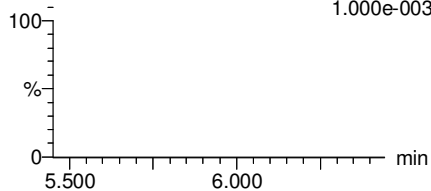
Name: 180228M1\_53, Date: 01-Mar-2018, Time: 06:30:07, ID: 1800327-05 OF-FB42B-0218 0.11557, Description: OF-FB42B-0218

**PFTrDA**

F59:MRM of 2 channels,ES-  
662.9 > 618.9  
6.12 6.237e+002

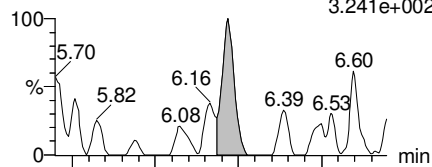


F59:MRM of 2 channels,ES-  
662.9 > 319  
1.000e-003

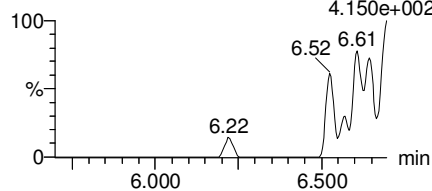


**PFTeDA**

F60:MRM of 2 channels,ES-  
712.9 > 668.8  
3.241e+002

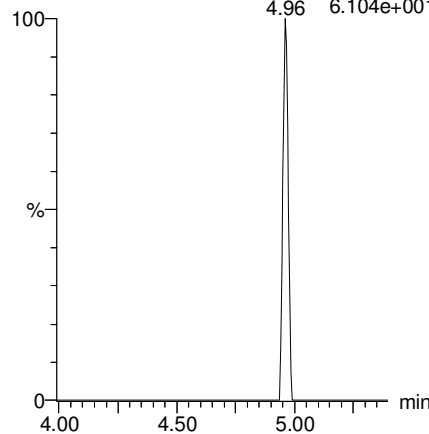


F60:MRM of 2 channels,ES-  
712.9 > 369  
4.150e+002



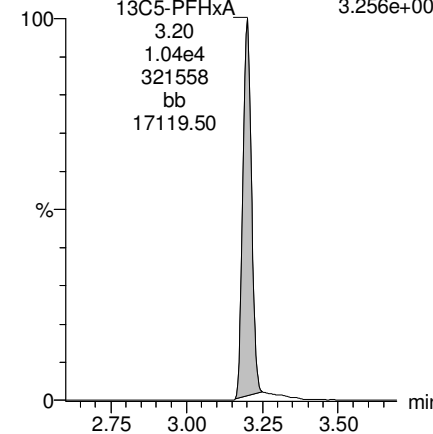
**TCDA**

F30:MRM of 3 channels,ES-  
498.3 > 106.9  
6.104e+001



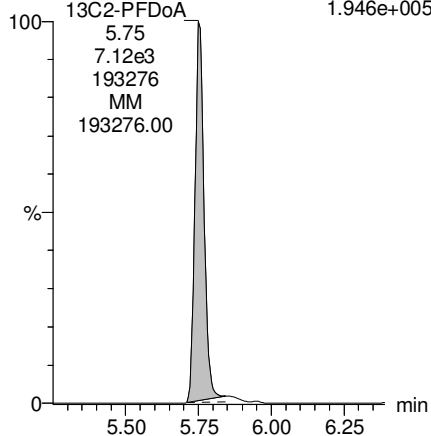
**13C5-PFHxA**

F10:MRM of 1 channel,ES-  
318 > 272.9  
3.256e+005



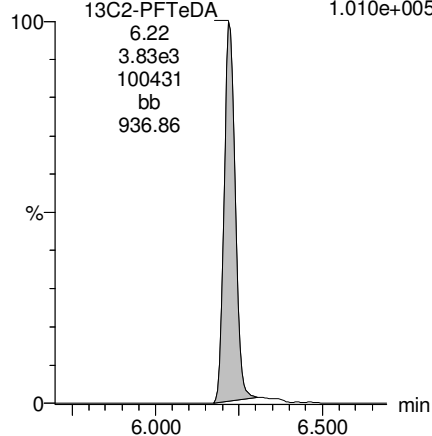
**13C2-PFDoA**

F54:MRM of 2 channels,ES-  
615.0 > 569.7  
1.946e+005



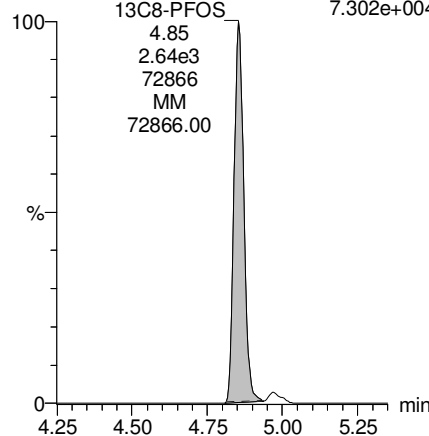
**13C2-PFTeDA**

F61:MRM of 2 channels,ES-  
714.8 > 669.6  
1.010e+005



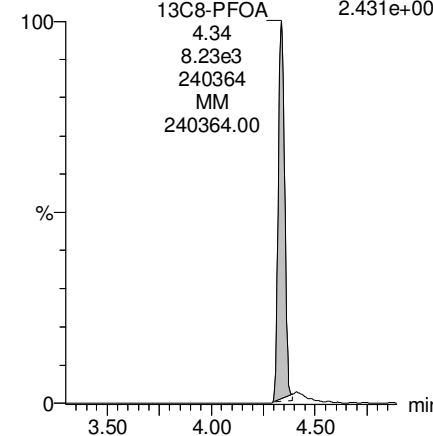
**13C8-PFOS**

F34:MRM of 1 channel,ES-  
507.0 > 79.9  
7.302e+004



**13C8-PFOA**

F22:MRM of 1 channel,ES-  
421.3 > 376  
2.431e+005



Dataset: Z:\Projects\PFAS.PRO\Results\180228M1\180228M1-53.qld

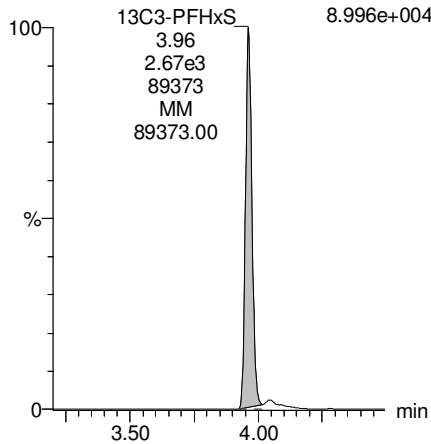
Last Altered: Tuesday, March 06, 2018 11:30:16 Pacific Standard Time

Printed: Tuesday, March 06, 2018 11:36:12 Pacific Standard Time

Name: 180228M1\_53, Date: 01-Mar-2018, Time: 06:30:07, ID: 1800327-05 OF-FB42B-0218 0.11557, Description: OF-FB42B-0218

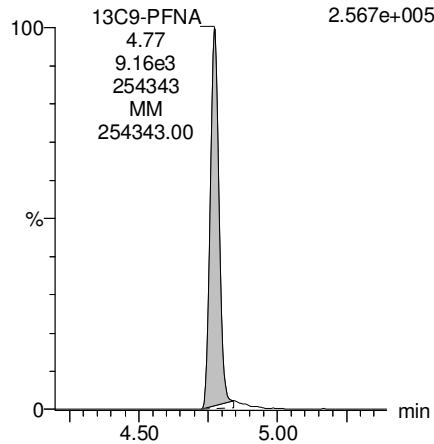
**13C3-PFHxS**

F18:MRM of 1 channel,ES-  
401.9 > 79.9  
8.996e+004



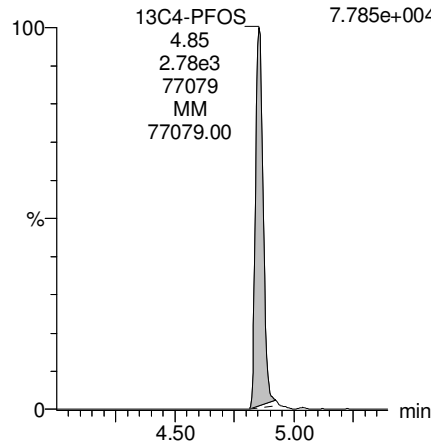
**13C9-PFNA**

F28:MRM of 1 channel,ES-  
472.2 > 426.9  
2.567e+005



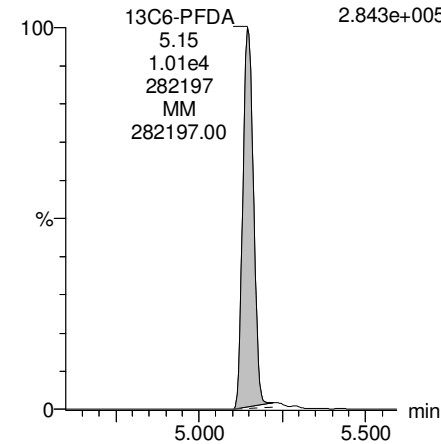
**13C4-PFOS**

F32:MRM of 1 channel,ES-  
503 > 79.9  
7.785e+004



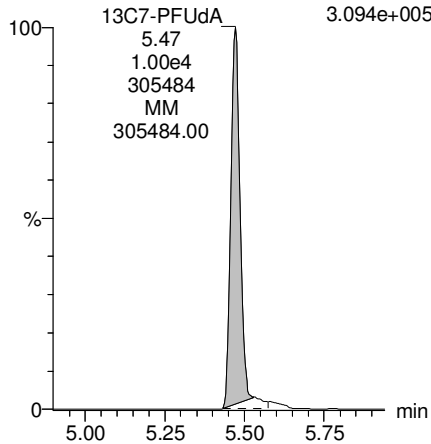
**13C6-PFDA**

F39:MRM of 1 channel,ES-  
519.1 > 473.7  
2.843e+005



**13C7-PFUdA**

F48:MRM of 1 channel,ES-  
570.1 > 524.8  
3.094e+005





Dataset: Z:\Projects\PFAS.PRO\Results\180228M1\180228M1-54.qld

Last Altered: Tuesday, March 06, 2018 11:49:00 Pacific Standard Time

Printed: Tuesday, March 06, 2018 11:50:00 Pacific Standard Time

Method: Z:\Projects\PFAS.PRO\MethDB\PFAS\_FULL\_80C\_022718.mdb 28 Feb 2018 13:19:45

Calibration: Z:\Projects\PFAS.PRO\CurveDB\C18\_VAL-PFAS\_Q4\_02-28-18-FULL.cdb 01 Mar 2018 12:54:21

Name: 180228M1\_54, Date: 01-Mar-2018, Time: 06:41:38, ID: 1800327-06 OF-RW44-0218 0.11833, Description: OF-RW44-0218

	# Name	Trace	Area	IS Area	Wt./Vol.	RRF	Pred.RT	RT	y Axis Resp.	Conc.	%Rec
1	3 PFBS	299.0 > 79.7	2.12e2	1.17e3	0.118		2.60	2.71	2.27	10.6602	
2	5 PFHxA	313.2 > 268.9	2.50e3	2.46e3	0.118		3.19	3.20	5.09	27.3534	
3	7 PFHpA	363.0 > 318.9	8.17e2	6.48e3	0.118		3.81	3.81	1.58	9.8399	
4	8 L-PFHxS	398.9 > 79.6	3.51e3	9.11e2	0.118		4.17	3.96	48.2	197.2395	
5	11 L-PFOA	413 > 368.7	1.80e4	8.81e3	0.118		4.40	4.34	25.6	227.5136	
6	14 PFNA	463.0 > 418.8	2.45e2	7.20e3	0.118		4.76	4.78	0.426	2.2927	
7	16 L-PFOS	499 > 79.9	1.58e4	2.22e3	0.118		4.90	4.85	89.2	745.8132	
8	18 PFDA	513 > 468.8	3.95e1	6.31e3	0.118		5.14	5.14	0.0782	0.3541	
9	21 N-MeFOSAA	570.1 > 419		2.86e3	0.118		5.29				
10	22 N-EtFOSAA	584.2 > 419		3.40e3	0.118		5.45				
11	23 PFUdA	563.0 > 518.9		7.93e3	0.118		5.46				

Dataset: Z:\Projects\PFAS.PRO\Results\180228M1\180228M1-54.qld

Last Altered: Tuesday, March 06, 2018 11:49:00 Pacific Standard Time

Printed: Tuesday, March 06, 2018 11:50:08 Pacific Standard Time

Method: Z:\Projects\PFAS.PRO\MethDB\PFAS\_FULL\_80C\_022718.mdb 28 Feb 2018 13:19:45

Calibration: Z:\Projects\PFAS.PRO\CurveDB\C18\_VAL-PFAS\_Q4\_02-28-18-FULL.cdb 01 Mar 2018 12:54:21

Name: 180228M1\_54, Date: 01-Mar-2018, Time: 06:41:38, ID: 1800327-06 OF-RW44-0218 0.11833, Description: OF-RW44-0218

#	Name	Trace	Area	IS Area	Wt./Vol.	RRF	Pred.RT	RT	y Axis Resp.	Conc.	%Rec	
1	25	PFDa	612.9 > 569.0	7.02e3	0.118		5.74					
2	27	PFTrDA	662.9 > 618.9	7.02e3	0.118		5.98					
3	28	PFTeDA	712.9 > 668.8	3.90e3	0.118		6.20					
4	36	13C3-PFBS	302. > 98.8	1.17e3	9.00e3	0.118	0.123	2.69	2.71	1.62	111.0015	105.1
5	37	13C2-PFHxA	315 > 269.8	2.46e3	9.00e3	0.118	0.712	3.19	3.20	3.41	40.5203	95.9
6	38	13C4-PFHpA	367.2 > 321.8	6.48e3	9.00e3	0.118	0.678	3.81	3.81	9.00	112.1657	106.2
7	39	18O2-PFHxS	403.0 > 102.6	9.11e2	2.40e3	0.118	0.392	3.96	3.96	4.74	102.1576	96.7
8	40	13C2-PFOA	414.9 > 369.7	8.81e3	7.51e3	0.118	1.308	4.33	4.34	14.7	94.7495	89.7
9	41	13C5-PFNA	468.2 > 422.9	7.20e3	7.47e3	0.118	0.976	4.76	4.78	12.1	104.3314	98.8
10	42	13C8-PFOA	506.1 > 77.7	1.56e3	8.96e3	0.118	0.254	4.83	4.84	2.18	72.5387	68.7
11	43	13C8-PFOS	507.0 > 79.9	2.22e3	2.37e3	0.118	1.040	4.84	4.85	11.7	94.9593	89.9
12	44	13C2-PFDA	515.1 > 469.9	6.31e3	8.98e3	0.118	0.967	5.14	5.15	8.79	76.7732	72.7
13	45	d3-N-MeFOSAA	573.3 > 419	2.86e3	8.96e3	0.118	0.381	5.29	5.30	3.99	88.4947	83.8
14	46	d5-N-EtFOSAA	589.3 > 419	3.40e3	8.96e3	0.118	0.399	5.45	5.45	4.75	100.6160	95.2
15	47	13C2-PFUdA	565 > 519.8	7.93e3	8.96e3	0.118	0.985	5.46	5.47	11.1	94.9797	89.9
16	48	13C2-PFDoA	615.0 > 569.7	7.02e3	8.96e3	0.118	0.813	5.74	5.76	9.80	101.8371	96.4
17	49	d3-N-MeFOSA	515.2 > 168.9		8.96e3	0.118	0.124	5.84				
18	50	13C2-PFTeDA	714.8 > 669.6	3.90e3	8.96e3	0.118	0.379	6.20	6.23	5.44	121.4569	115.0
19	51	d5-N-ETFOSA	531.1 > 168.9		8.96e3	0.118	0.189	6.22				
20	52	13C2-PFHxDA	815 > 769.7	2.64e3	8.96e3	0.118	0.703	6.51	6.56	3.68	44.2530	104.7
21	53	d7-N-MeFOSE	623.1 > 58.9		8.96e3	0.118	0.157	6.31				
22	54	d9-N-EtFOSE	639.2 > 58.8		8.96e3	0.118	0.146	6.45				
23	55	13C4-PFBA	217. > 171.8	8.25e3	8.25e3	0.118	1.000	1.46	1.46	12.5	105.6368	100.0
24	56	13C5-PFHxA	318 > 272.9	9.00e3	9.00e3	0.118	1.000	3.19	3.20	12.5	105.6368	100.0
25	57	13C3-PFHxS	401.9 > 79.9	2.40e3	2.40e3	0.118	1.000	3.96	3.96	12.5	105.6368	100.0
26	58	13C8-PFOA	421.3 > 376	7.51e3	7.51e3	0.118	1.000	4.33	4.34	12.5	105.6368	100.0
27	59	13C9-PFNA	472.2 > 426.9	7.47e3	7.47e3	0.118	1.000	4.70	4.77	12.5	105.6368	100.0
28	60	13C4-PFOS	503 > 79.9	2.37e3	2.37e3	0.118	1.000	4.84	4.85	12.5	105.6368	100.0
29	61	13C6-PFDA	519.1 > 473.7	8.98e3	8.98e3	0.118	1.000	5.14	5.15	12.5	105.6368	100.0
30	62	13C7-PFUdA	570.1 > 524.8	8.96e3	8.96e3	0.118	1.000	5.46	5.47	12.5	105.6368	100.0
31	63	Total PFHxS	398.9 > 79.6	3.51e3	9.11e2	0.118		3.85		48.2	197.2395	
32	64	Total PFOA	413 > 368.7	2.09e4	8.81e3	0.118		4.21		29.6	261.8426	

GM for KBF3/7/2018

Dataset: Z:\Projects\PFAS.PRO\Results\180228M1\180228M1-54.qld

Last Altered: Tuesday, March 06, 2018 11:49:00 Pacific Standard Time

Printed: Tuesday, March 06, 2018 11:50:08 Pacific Standard Time

**Name: 180228M1\_54, Date: 01-Mar-2018, Time: 06:41:38, ID: 1800327-06 OF-RW44-0218 0.11833, Description: OF-RW44-0218**

	# Name	Trace	Area	IS Area	Wt./Vol.	RRF	Pred.RT	RT	y Axis Resp.	Conc.	%Rec
33	65 Total PFOS	499 > 79.9	1.58e4	2.22e3	0.118		4.73		89.2	745.8132	
34	66 Total N-MeFOSAA	570.1 > 419	0.00e0	2.86e3	0.118		5.29		0.000		
35	67 Total N-EtFOSAA	584.2 > 419	0.00e0	3.40e3	0.118		5.45		0.000		

Dataset: Z:\Projects\PFAS.PRO\Results\180228M1\180228M1-54.qld

Last Altered: Tuesday, March 06, 2018 11:49:00 Pacific Standard Time

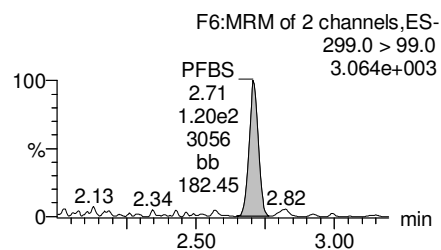
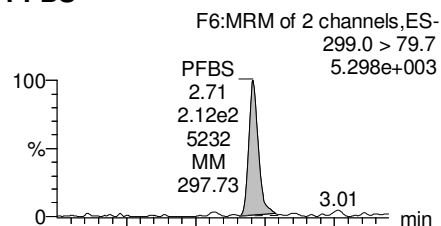
Printed: Tuesday, March 06, 2018 11:50:08 Pacific Standard Time

Method: Z:\Projects\PFAS.PRO\MethDB\PFAS\_FULL\_80C\_022718.mdb 28 Feb 2018 13:19:45

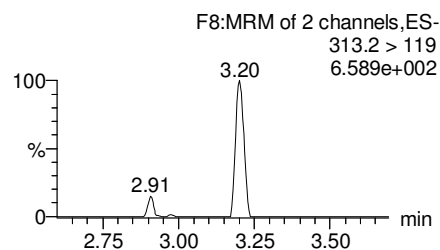
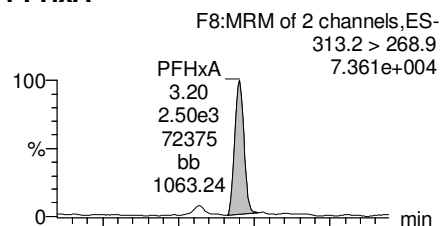
Calibration: Z:\Projects\PFAS.PRO\CurveDB\C18\_VAL-PFAS\_Q4\_02-28-18-FULL.cdb 01 Mar 2018 12:54:21

Name: 180228M1\_54, Date: 01-Mar-2018, Time: 06:41:38, ID: 1800327-06 OF-RW44-0218 0.11833, Description: OF-RW44-0218

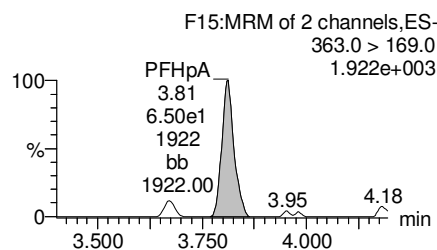
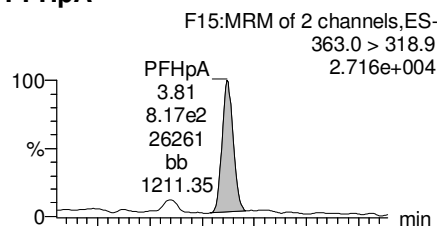
**PFBS**



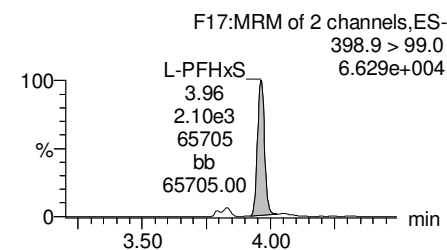
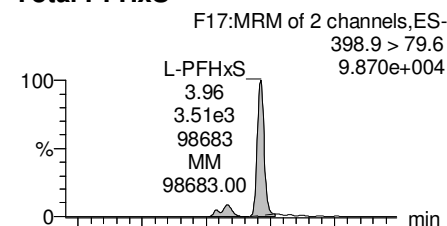
**PFHxA**



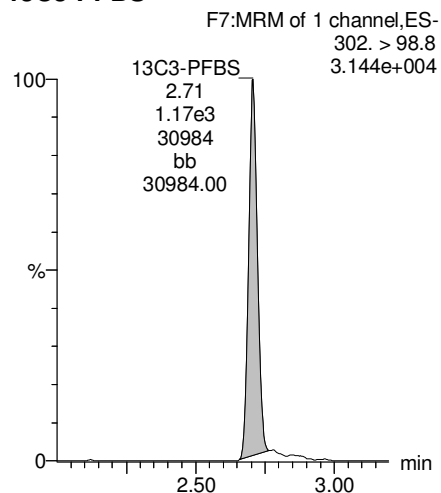
**PFHpA**



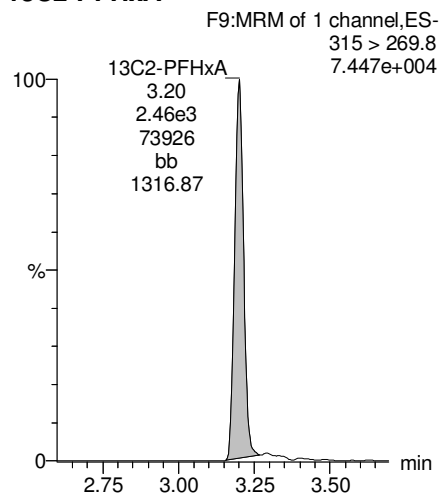
**Total PFHxS**



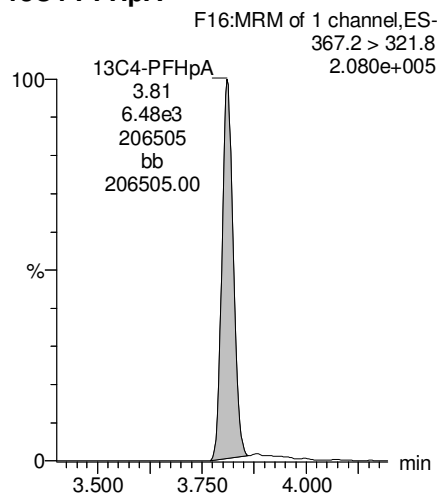
**13C3-PFBS**



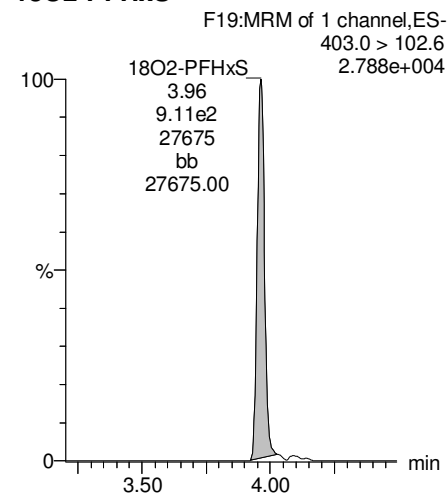
**13C2-PFHxA**



**13C4-PFHpA**



**18O2-PFHxS**



Dataset: Z:\Projects\PFAS.PRO\Results\180228M1\180228M1-54.qld

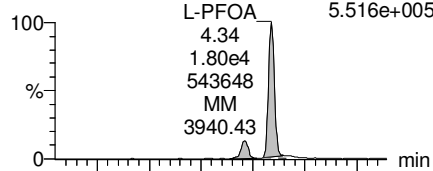
Last Altered: Tuesday, March 06, 2018 11:49:00 Pacific Standard Time

Printed: Tuesday, March 06, 2018 11:50:08 Pacific Standard Time

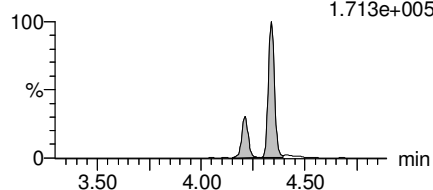
Name: 180228M1\_54, Date: 01-Mar-2018, Time: 06:41:38, ID: 1800327-06 OF-RW44-0218 0.11833, Description: OF-RW44-0218

**Total PFOA**

F20:MRM of 2 channels,ES-  
413 > 368.7  
5.516e+005

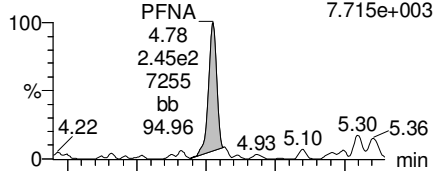


F20:MRM of 2 channels,ES-  
413 > 169  
1.713e+005

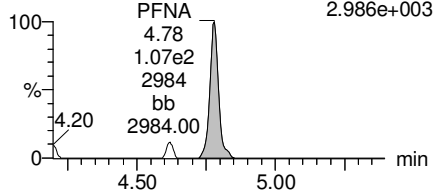


**PFNA**

F26:MRM of 2 channels,ES-  
463.0 > 418.8  
7.715e+003

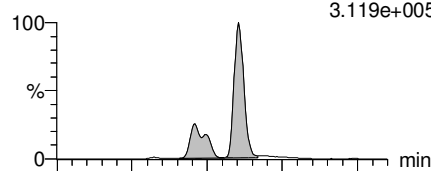


F26:MRM of 2 channels,ES-  
463.0 > 219.0  
2.986e+003

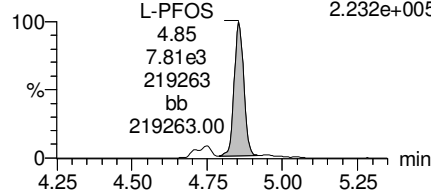


**Total PFOS**

F31:MRM of 2 channels,ES-  
499 > 79.9  
3.119e+005

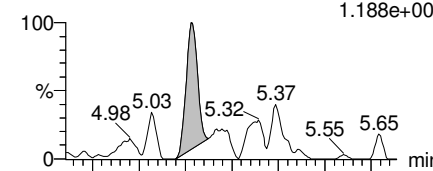


F31:MRM of 2 channels,ES-  
499 > 99  
2.232e+005

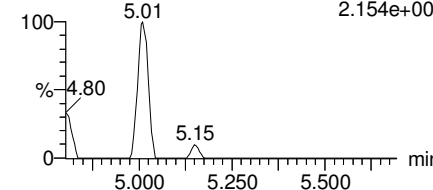


**PFDA**

F36:MRM of 2 channels,ES-  
513 > 468.8  
1.188e+003

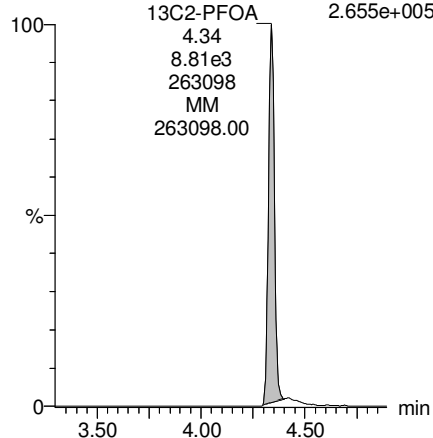


F36:MRM of 2 channels,ES-  
513 > 219  
2.154e+002



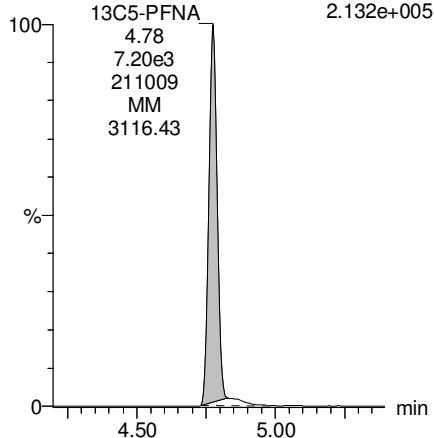
**13C2-PFOA**

F21:MRM of 1 channel,ES-  
414.9 > 369.7  
2.655e+005



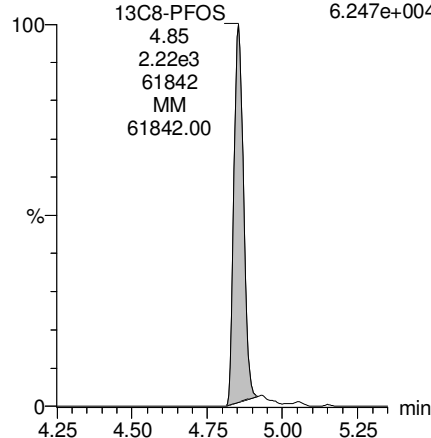
**13C5-PFNA**

F27:MRM of 1 channel,ES-  
468.2 > 422.9  
2.132e+005



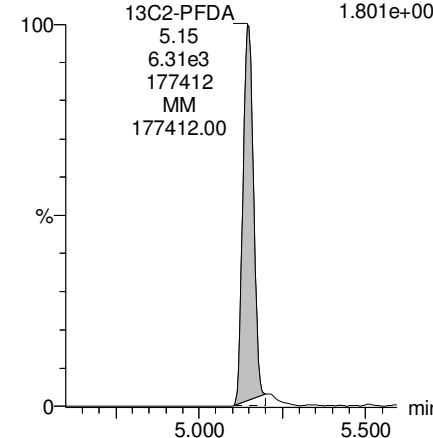
**13C8-PFOS**

F34:MRM of 1 channel,ES-  
507.0 > 79.9  
6.247e+004



**13C2-PFDA**

F37:MRM of 1 channel,ES-  
515.1 > 469.9  
1.801e+005



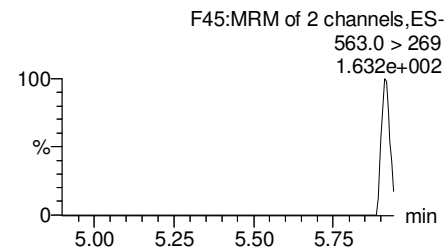
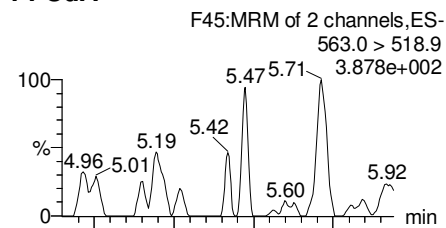
Dataset: Z:\Projects\PFAS.PRO\Results\180228M1\180228M1-54.qld

Last Altered: Tuesday, March 06, 2018 11:49:00 Pacific Standard Time

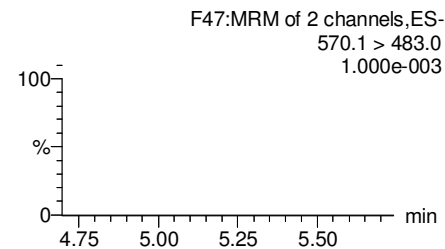
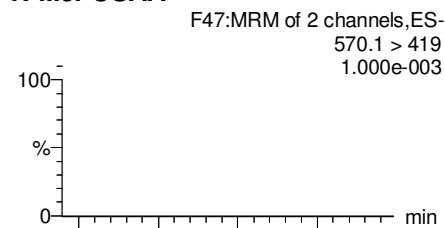
Printed: Tuesday, March 06, 2018 11:50:08 Pacific Standard Time

Name: 180228M1\_54, Date: 01-Mar-2018, Time: 06:41:38, ID: 1800327-06 OF-RW44-0218 0.11833, Description: OF-RW44-0218

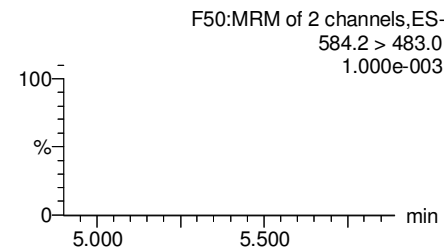
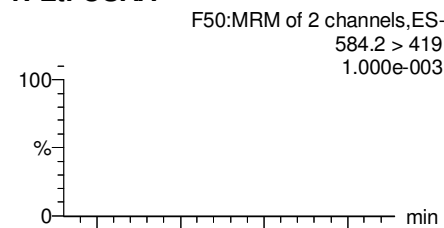
**PFUdA**



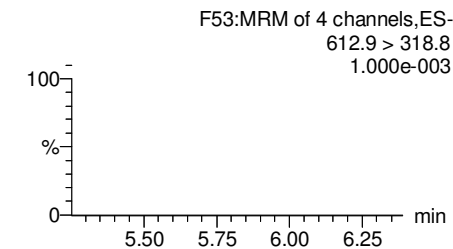
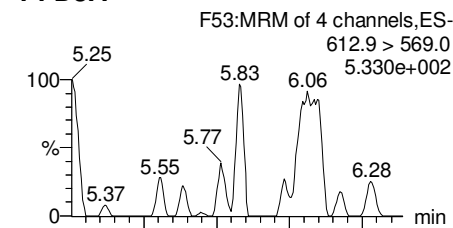
**N-MeFOSAA**



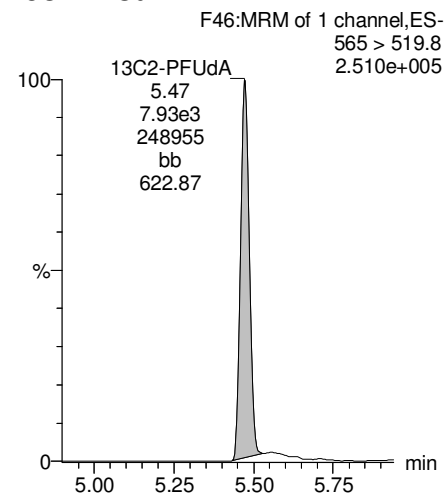
**N-EtFOSAA**



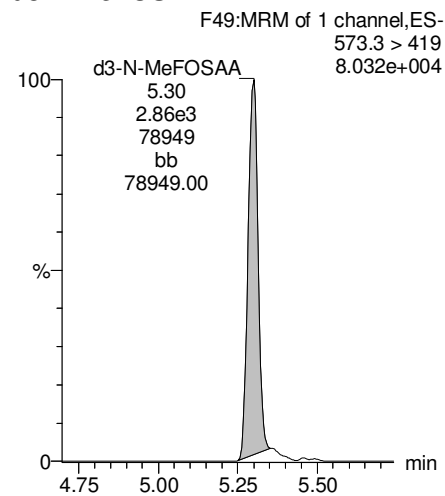
**PFDaA**



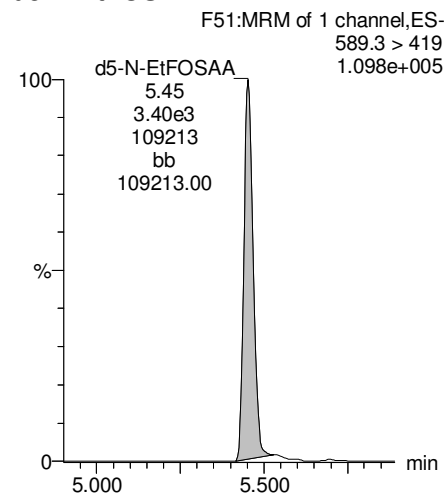
**13C2-PFUdA**



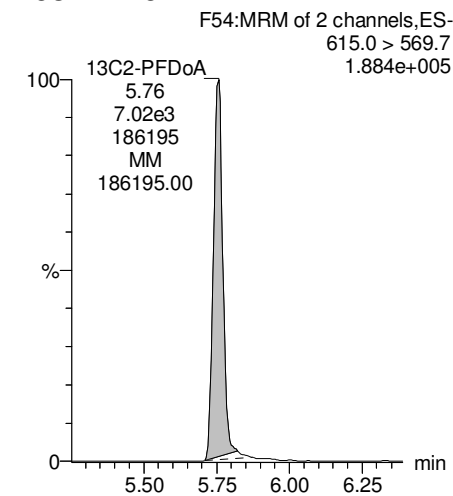
**d3-N-MeFOSAA**



**d5-N-EtFOSAA**



**13C2-PFDaA**



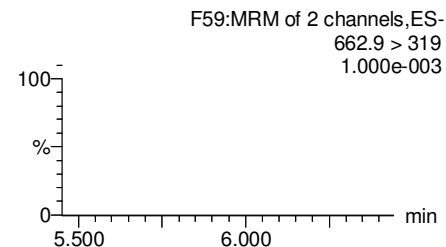
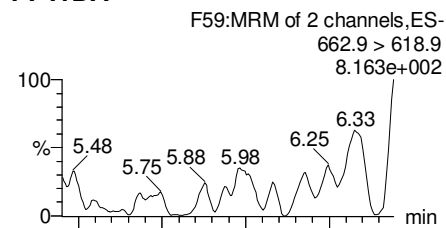
Dataset: Z:\Projects\PFAS.PRO\Results\180228M1\180228M1-54.qld

Last Altered: Tuesday, March 06, 2018 11:49:00 Pacific Standard Time

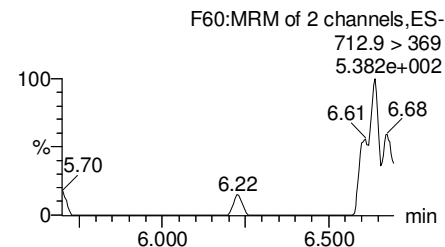
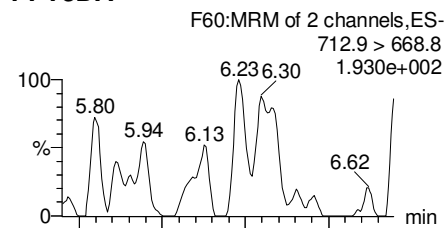
Printed: Tuesday, March 06, 2018 11:50:08 Pacific Standard Time

Name: 180228M1\_54, Date: 01-Mar-2018, Time: 06:41:38, ID: 1800327-06 OF-RW44-0218 0.11833, Description: OF-RW44-0218

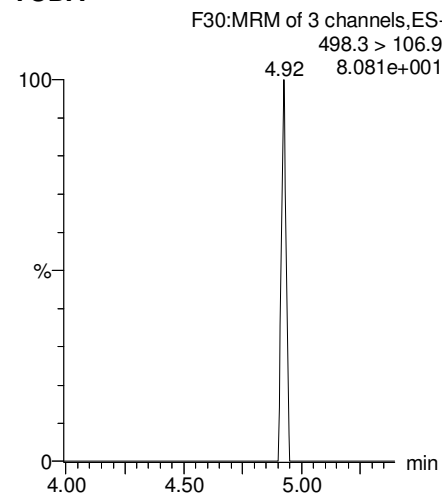
**PFTrDA**



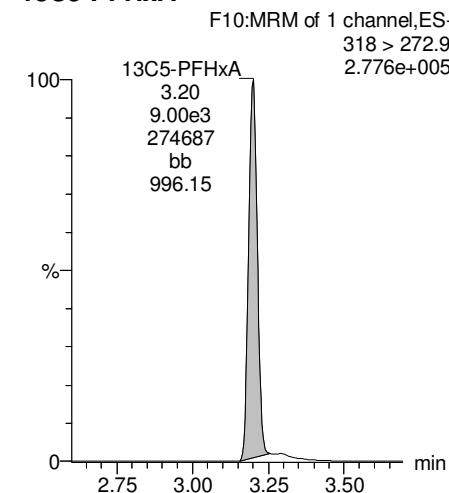
**PFTeDA**



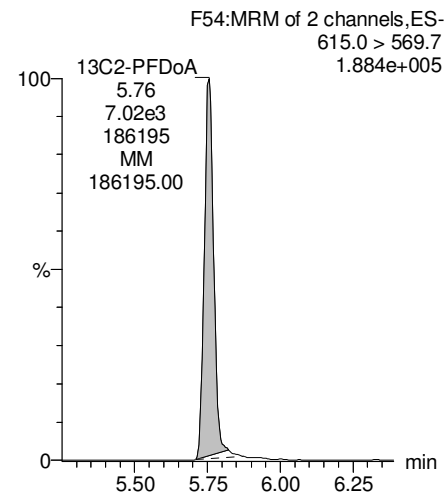
**TCDA**



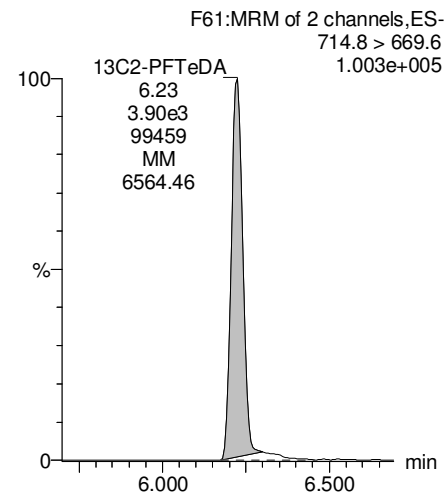
**13C5-PFHxA**



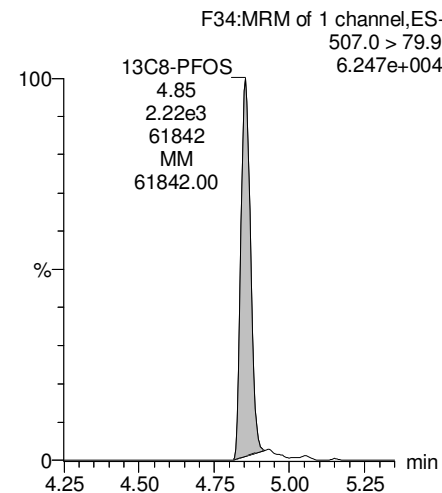
**13C2-PFDoA**



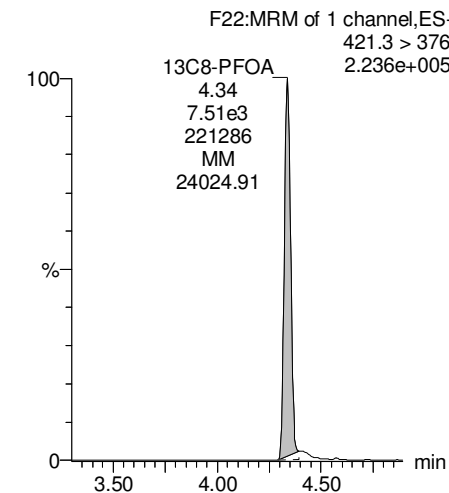
**13C2-PFTeDA**



**13C8-PFOS**



**13C8-PFOA**



Dataset: Z:\Projects\PFAS.PRO\Results\180228M1\180228M1-54.qld

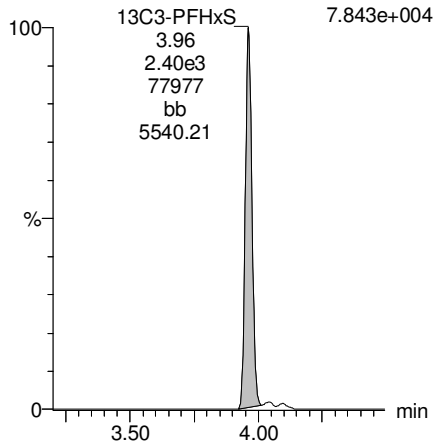
Last Altered: Tuesday, March 06, 2018 11:49:00 Pacific Standard Time

Printed: Tuesday, March 06, 2018 11:50:08 Pacific Standard Time

Name: 180228M1\_54, Date: 01-Mar-2018, Time: 06:41:38, ID: 1800327-06 OF-RW44-0218 0.11833, Description: OF-RW44-0218

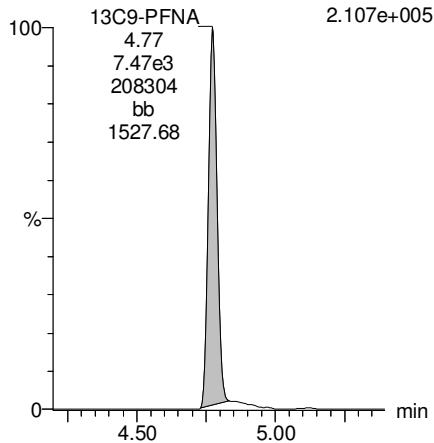
**13C3-PFHxS**

F18:MRM of 1 channel,ES-  
401.9 > 79.9  
7.843e+004



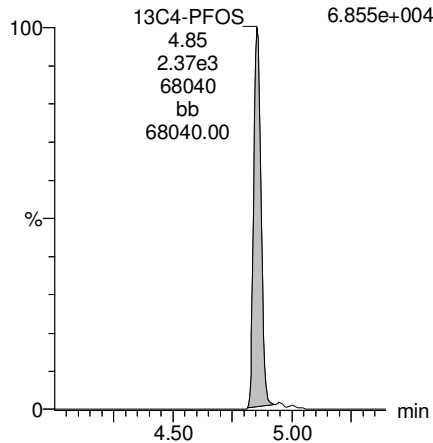
**13C9-PFNA**

F28:MRM of 1 channel,ES-  
472.2 > 426.9  
2.107e+005



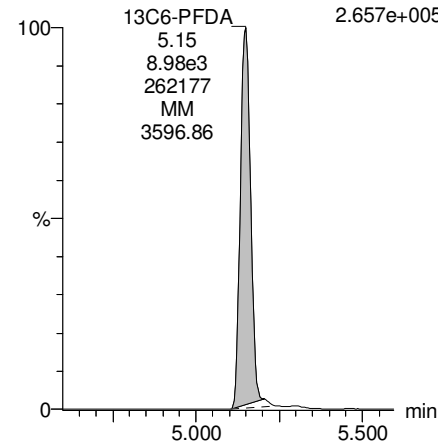
**13C4-PFOS**

F32:MRM of 1 channel,ES-  
503 > 79.9  
6.855e+004



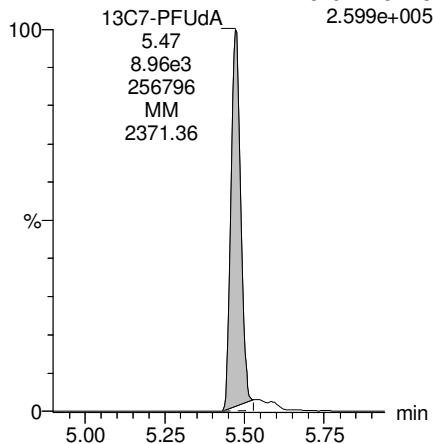
**13C6-PFDA**

F39:MRM of 1 channel,ES-  
519.1 > 473.7  
2.657e+005



**13C7-PFUdA**

F48:MRM of 1 channel,ES-  
570.1 > 524.8  
2.599e+005





Dataset: Z:\Projects\PFAS.PRO\Results\180301M1\180301M1-16.qld

Last Altered: Tuesday, March 06, 2018 09:42:27 Pacific Standard Time

Printed: Tuesday, March 06, 2018 09:48:38 Pacific Standard Time

Method: Z:\Projects\PFAS.PRO\MethDB\PFAS\_FULL\_80C\_022718.mdb 28 Feb 2018 13:19:45

Calibration: Z:\Projects\PFAS.PRO\CurveDB\C18\_VAL-PFAS\_Q4\_03-01-18-FULL.cdb 05 Mar 2018 08:17:35

Name: 180301M1\_16, Date: 02-Mar-2018, Time: 03:32:29, ID: 1800327-07 OF-FB44-0218 0.12118, Description: OF-FB44-0218

	# Name	Trace	Area	IS Area	Wt./Vol.	RRF	Pred.RT	RT	y Axis Resp.	Conc.	%Rec
1	3 PFBS	299.0 > 79.7		1.18e3	0.121		2.60				
2	5 PFHxA	313.2 > 268.9		2.50e3	0.121		3.19				
3	7 PFHpA	363.0 > 318.9		5.67e3	0.121		3.81				
4	8 L-PFHxS	398.9 > 79.6		9.09e2	0.121		4.17				
5	11 L-PFOA	413 > 368.7		9.62e3	0.121		4.40				
6	14 PFNA	463.0 > 418.8		7.80e3	0.121		4.76				
7	16 L-PFOS	499 > 79.9		2.15e3	0.121		4.90				
8	18 PFDA	513 > 468.8		7.67e3	0.121		5.14				
9	21 N-MeFOSAA	570.1 > 419		2.87e3	0.121		5.29				
10	22 N-EtFOSAA	584.2 > 419		2.87e3	0.121		5.45				
11	23 PFUdA	563.0 > 518.9	3.81e1	8.65e3	0.121		5.46	5.47	0.0550	0.5226	

Dataset: Z:\Projects\PFAS.PRO\Results\180301M1\180301M1-16.qld

Last Altered: Tuesday, March 06, 2018 09:42:27 Pacific Standard Time

Printed: Tuesday, March 06, 2018 09:49:57 Pacific Standard Time

Method: Z:\Projects\PFAS.PRO\MethDB\PFAS\_FULL\_80C\_022718.mdb 28 Feb 2018 13:19:45

Calibration: Z:\Projects\PFAS.PRO\CurveDB\C18\_VAL-PFAS\_Q4\_03-01-18-FULL.cdb 05 Mar 2018 08:17:35

Name: 180301M1\_16, Date: 02-Mar-2018, Time: 03:32:29, ID: 1800327-07 OF-FB44-0218 0.12118, Description: OF-FB44-0218

#	Name	Trace	Area	IS Area	Wt./Vol.	RRF	Pred.RT	RT	y Axis Resp.	Conc.	%Rec	
1	25	PFDa	612.9 > 569.0	5.94e3	0.121		5.74					
2	27	PFTDA	662.9 > 618.9	5.94e3	0.121		5.98					
3	28	PFTeDA	712.9 > 668.8	3.17e3	0.121		6.20					
4	36	13C3-PFBS	302. > 98.8	1.18e3	8.86e3	0.121	0.125	2.69	2.69	1.66	110.0787	106.7
5	37	13C2-PFHxA	315 > 269.8	2.50e3	8.86e3	0.121	0.722	3.19	3.18	3.53	40.2811	97.6
6	38	13C4-PFHpA	367.2 > 321.8	5.67e3	8.86e3	0.121	0.687	3.81	3.80	8.00	96.1194	93.2
7	39	18O2-PFHxS	403.0 > 102.6	9.09e2	2.41e3	0.121	0.367	3.96	3.95	4.72	106.1218	102.9
8	40	13C2-PFOA	414.9 > 369.7	9.62e3	8.54e3	0.121	1.260	4.33	4.32	14.1	92.2228	89.4
9	41	13C5-PFNA	468.2 > 422.9	7.80e3	9.68e3	0.121	0.959	4.76	4.76	10.1	86.5936	83.9
10	42	13C8-PFOA	506.1 > 77.7	1.63e3	1.05e4	0.121	0.229	4.83	4.83	1.94	69.7403	67.6
11	43	13C8-PFOS	507.0 > 79.9	2.15e3	2.18e3	0.121	1.053	4.84	4.84	12.3	96.6267	93.7
12	44	13C2-PFDA	515.1 > 469.9	7.67e3	9.31e3	0.121	0.977	5.14	5.14	10.3	86.9895	84.3
13	45	d3-N-MeFOSAA	573.3 > 419	2.87e3	1.05e4	0.121	0.384	5.29	5.29	3.42	73.3681	71.1
14	46	d5-N-EtFOSAA	589.3 > 419	2.87e3	1.05e4	0.121	0.403	5.45	5.45	3.42	70.0654	67.9
15	47	13C2-PFUdA	565 > 519.8	8.65e3	1.05e4	0.121	1.019	5.46	5.47	10.3	83.3337	80.8
16	48	13C2-PFDoA	615.0 > 569.7	5.94e3	1.05e4	0.121	0.908	5.74	5.75	7.07	64.3174	62.4
17	49	d3-N-MeFOSA	515.2 > 168.9		1.05e4	0.121	0.117	5.84				
18	50	13C2-PFTeDA	714.8 > 669.6	3.17e3	1.05e4	0.121	0.414	6.20	6.23	3.77	75.1593	72.9
19	51	d5-N-ETFOSA	531.1 > 168.9		1.05e4	0.121	0.181	6.22				
20	52	13C2-PFHxDA	815 > 769.7	2.71e3	1.05e4	0.121	0.782	6.51	6.56	3.22	34.0013	82.4
21	53	d7-N-MeFOSE	623.1 > 58.9		1.05e4	0.121	0.172	6.31				
22	54	d9-N-EtFOSE	639.2 > 58.8		1.05e4	0.121	0.146	6.45				
23	55	13C4-PFBA	217. > 171.8	8.61e3	8.61e3	0.121	1.000	1.46	1.44	12.5	103.1523	100.0
24	56	13C5-PFHxA	318 > 272.9	8.86e3	8.86e3	0.121	1.000	3.19	3.18	12.5	103.1523	100.0
25	57	13C3-PFHxS	401.9 > 79.9	2.41e3	2.41e3	0.121	1.000	3.96	3.95	12.5	103.1523	100.0
26	58	13C8-PFOA	421.3 > 376	8.54e3	8.54e3	0.121	1.000	4.33	4.33	12.5	103.1523	100.0
27	59	13C9-PFNA	472.2 > 426.9	9.68e3	9.68e3	0.121	1.000	4.70	4.76	12.5	103.1523	100.0
28	60	13C4-PFOS	503 > 79.9	2.18e3	2.18e3	0.121	1.000	4.84	4.84	12.5	103.1523	100.0
29	61	13C6-PFDA	519.1 > 473.7	9.31e3	9.31e3	0.121	1.000	5.14	5.14	12.5	103.1523	100.0
30	62	13C7-PFUdA	570.1 > 524.8	1.05e4	1.05e4	0.121	1.000	5.46	5.47	12.5	103.1523	100.0
31	63	Total PFHxS	398.9 > 79.6	0.00e0	9.09e2	0.121		3.85		0.000		
32	64	Total PFOA	413 > 368.7	0.00e0	9.62e3	0.121		4.21		0.000		

KBF 3/6/2018

Dataset: Z:\Projects\PFAS.PRO\Results\180301M1\180301M1-16.qld

Last Altered: Tuesday, March 06, 2018 09:42:27 Pacific Standard Time

Printed: Tuesday, March 06, 2018 09:49:57 Pacific Standard Time

Name: 180301M1\_16, Date: 02-Mar-2018, Time: 03:32:29, ID: 1800327-07 OF-FB44-0218 0.12118, Description: OF-FB44-0218

	# Name	Trace	Area	IS Area	Wt./Vol.	RRF	Pred.RT	RT	y Axis Resp.	Conc.	%Rec
33	65 Total PFOS	499 > 79.9	0.00e0	2.15e3	0.121		4.73		0.000		
34	66 Total N-MeFOSAA	570.1 > 419	0.00e0	2.87e3	0.121		5.29		0.000		
35	67 Total N-EtFOSAA	584.2 > 419	0.00e0	2.87e3	0.121		5.45		0.000		

Dataset: Z:\Projects\PFAS.PRO\Results\180301M1\180301M1-16.qld

Last Altered: Tuesday, March 06, 2018 09:42:27 Pacific Standard Time

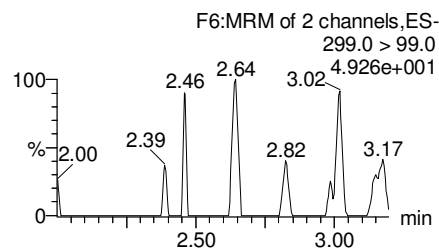
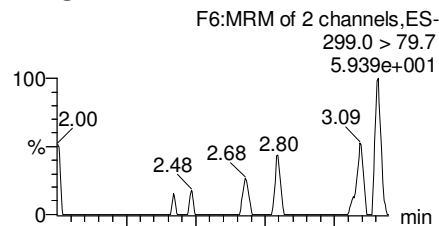
Printed: Tuesday, March 06, 2018 09:49:57 Pacific Standard Time

Method: Z:\Projects\PFAS.PRO\MethDB\PFAS\_FULL\_80C\_022718.mdb 28 Feb 2018 13:19:45

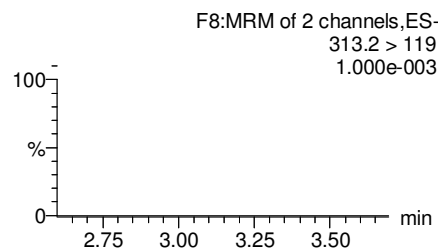
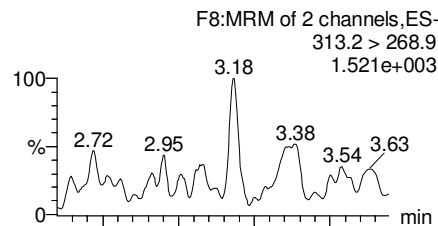
Calibration: Z:\Projects\PFAS.PRO\CurveDB\C18\_VAL-PFAS\_Q4\_03-01-18-FULL.cdb 05 Mar 2018 08:17:35

Name: 180301M1\_16, Date: 02-Mar-2018, Time: 03:32:29, ID: 1800327-07 OF-FB44-0218 0.12118, Description: OF-FB44-0218

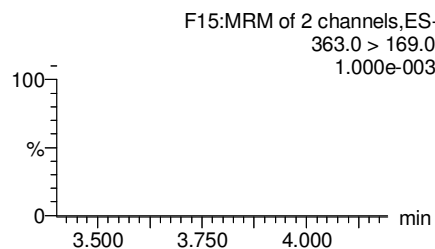
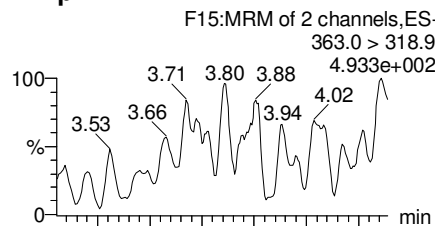
PFBS



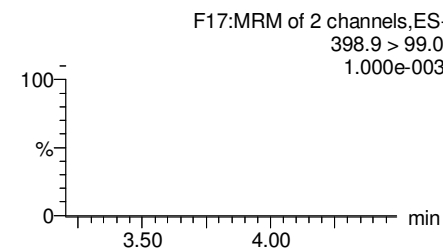
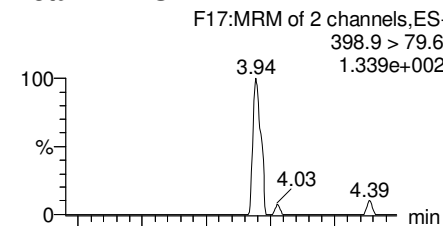
PFHxA



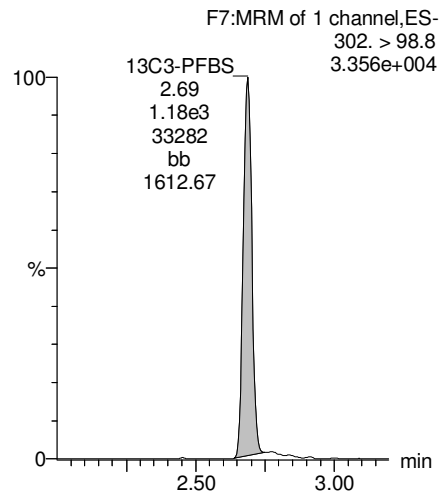
PFHpA



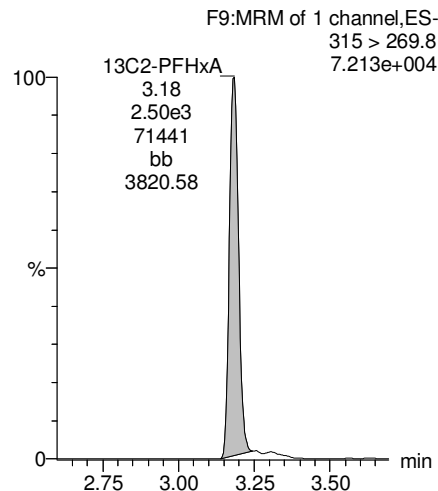
Total PFHxS



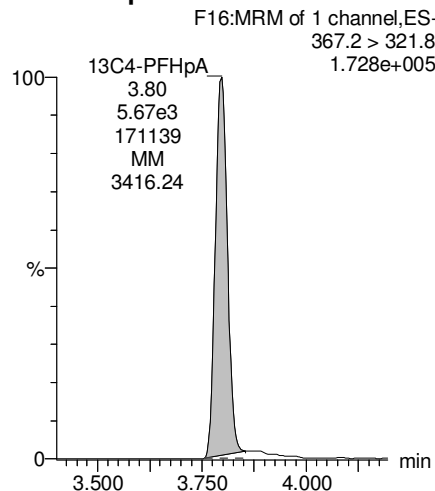
13C3-PFBS



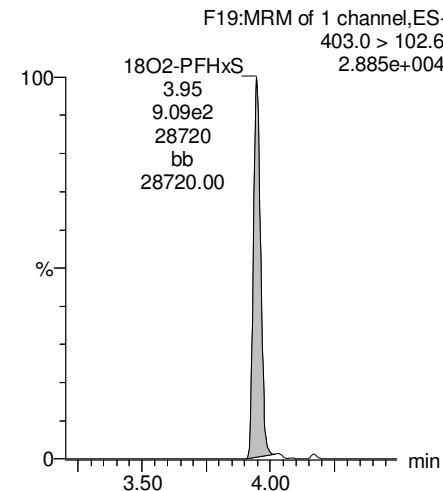
13C2-PFHxA



13C4-PFHpA



18O2-PFHxS



Dataset: Z:\Projects\PFAS.PRO\Results\180301M1\180301M1-16.qld

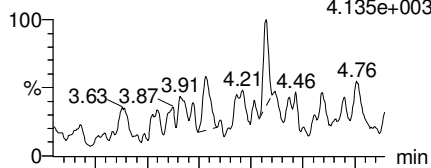
Last Altered: Tuesday, March 06, 2018 09:42:27 Pacific Standard Time

Printed: Tuesday, March 06, 2018 09:49:57 Pacific Standard Time

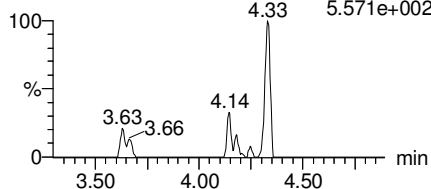
Name: 180301M1\_16, Date: 02-Mar-2018, Time: 03:32:29, ID: 1800327-07 OF-FB44-0218 0.12118, Description: OF-FB44-0218

**Total PFOA**

F20:MRM of 2 channels,ES-  
413 > 368.7  
4.135e+003

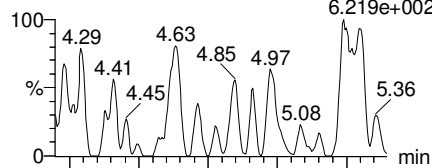


F20:MRM of 2 channels,ES-  
413 > 169  
5.571e+002

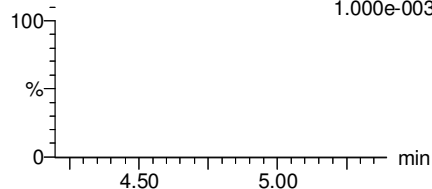


**PFNA**

F26:MRM of 2 channels,ES-  
463.0 > 418.8  
6.219e+002




F26:MRM of 2 channels,ES-  
463.0 > 219.0  
1.000e-003

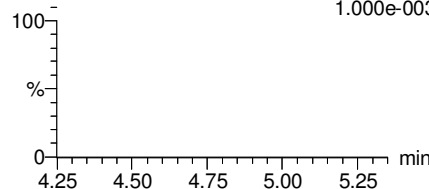


**Total PFOS**

F31:MRM of 2 channels,ES-  
499 > 79.9  
1.000e-003

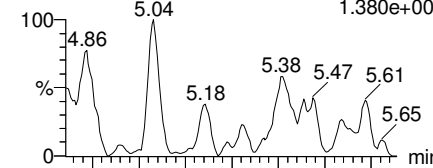


F31:MRM of 2 channels,ES-  
499 > 99  
1.000e-003

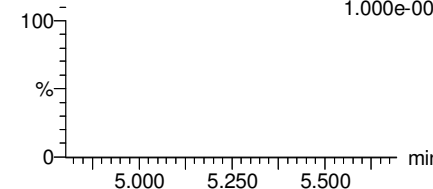


**PFDA**

F36:MRM of 2 channels,ES-  
513 > 468.8  
1.380e+003

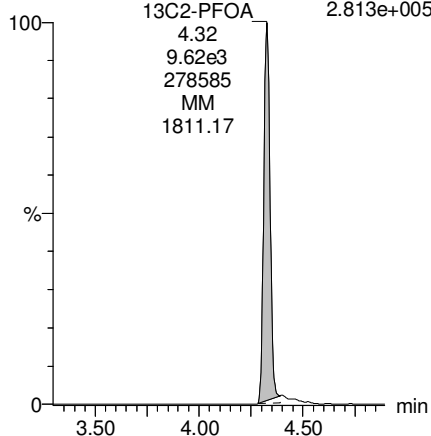


F36:MRM of 2 channels,ES-  
513 > 219  
1.000e-003



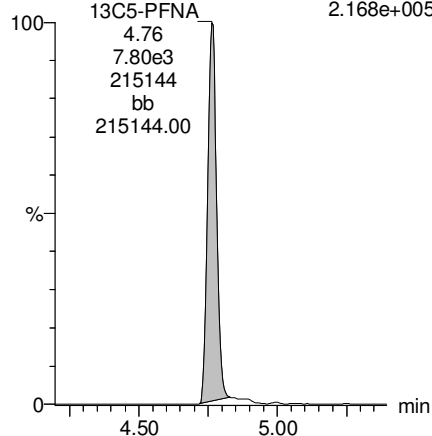
**13C2-PFOA**

F21:MRM of 1 channel,ES-  
414.9 > 369.7  
2.813e+005



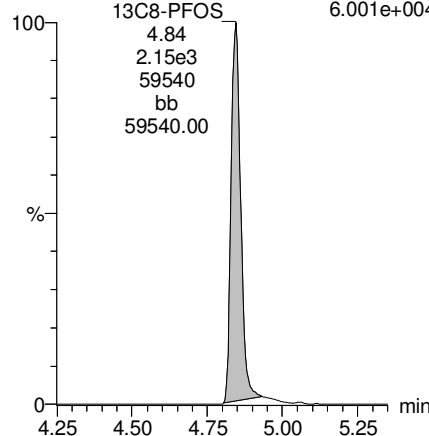
**13C5-PFNA**

F27:MRM of 1 channel,ES-  
468.2 > 422.9  
2.168e+005



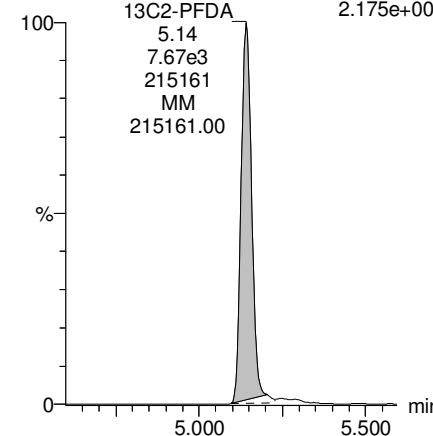
**13C8-PFOS**

F34:MRM of 1 channel,ES-  
507.0 > 79.9  
6.001e+004



**13C2-PFDA**

F37:MRM of 1 channel,ES-  
515.1 > 469.9  
2.175e+005



Dataset: Z:\Projects\PFAS.PRO\Results\180301M1\180301M1-16.qld

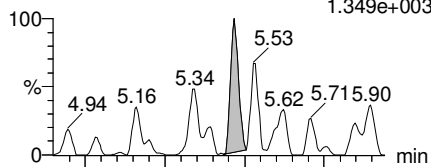
Last Altered: Tuesday, March 06, 2018 09:42:27 Pacific Standard Time

Printed: Tuesday, March 06, 2018 09:49:57 Pacific Standard Time

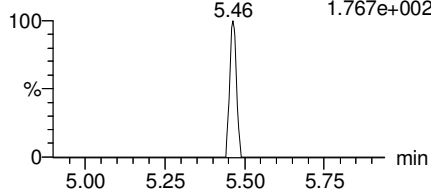
Name: 180301M1\_16, Date: 02-Mar-2018, Time: 03:32:29, ID: 1800327-07 OF-FB44-0218 0.12118, Description: OF-FB44-0218

**PFUdA**

F45:MRM of 2 channels,ES-  
563.0 > 518.9  
1.349e+003

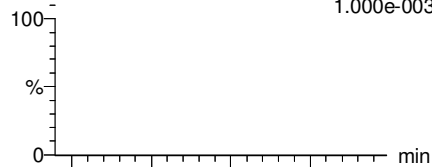


F45:MRM of 2 channels,ES-  
563.0 > 269  
1.767e+002

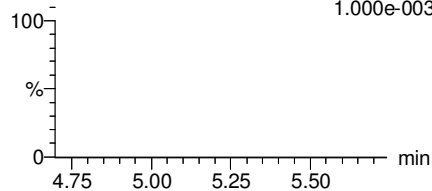


**N-MeFOSAA**

F47:MRM of 2 channels,ES-  
570.1 > 419  
1.000e-003

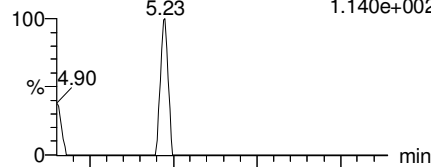


F47:MRM of 2 channels,ES-  
570.1 > 483.0  
1.000e-003

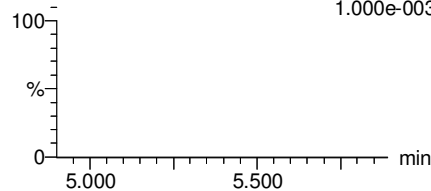


**N-EtFOSAA**

F50:MRM of 2 channels,ES-  
584.2 > 419  
1.140e+002

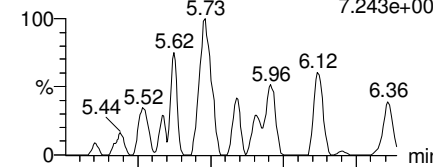


F50:MRM of 2 channels,ES-  
584.2 > 483.0  
1.000e-003

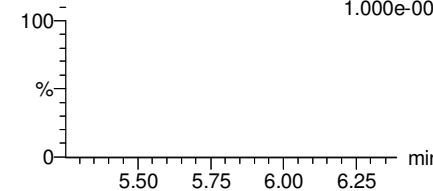


**PFDaA**

F53:MRM of 4 channels,ES-  
612.9 > 569.0  
7.243e+002

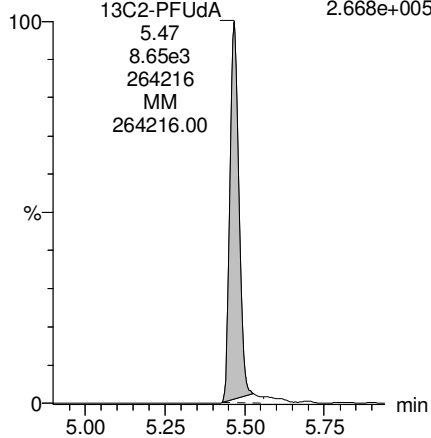


F53:MRM of 4 channels,ES-  
612.9 > 318.8  
1.000e-003



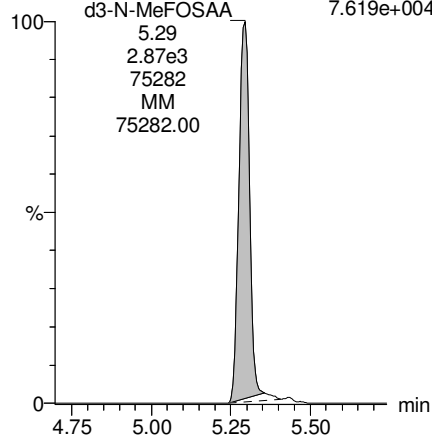
**13C2-PFUdA**

F46:MRM of 1 channel,ES-  
565 > 519.8  
2.668e+005



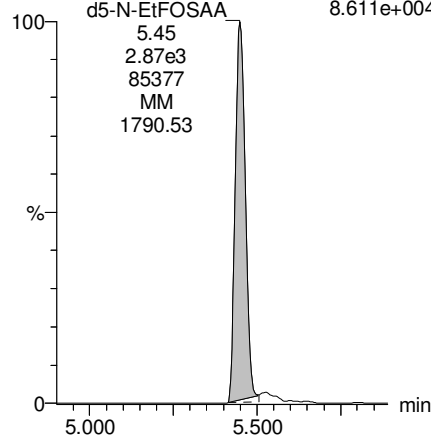
**d3-N-MeFOSAA**

F49:MRM of 1 channel,ES-  
573.3 > 419  
7.619e+004



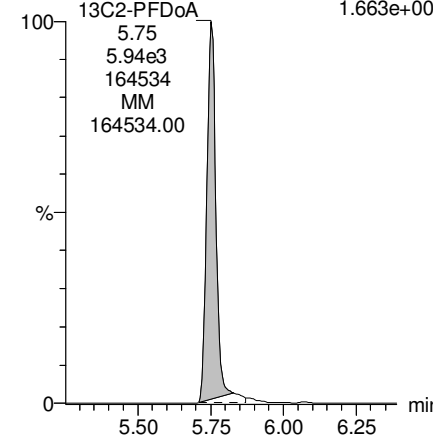
**d5-N-EtFOSAA**

F51:MRM of 1 channel,ES-  
589.3 > 419  
8.611e+004



**13C2-PFDaA**

F54:MRM of 2 channels,ES-  
615.0 > 569.7  
1.663e+005



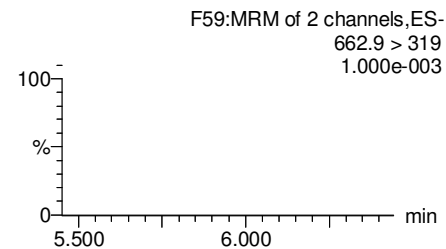
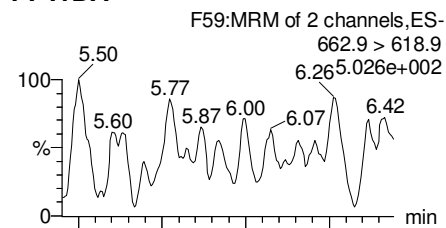
Dataset: Z:\Projects\PFAS.PRO\Results\180301M1\180301M1-16.qld

Last Altered: Tuesday, March 06, 2018 09:42:27 Pacific Standard Time

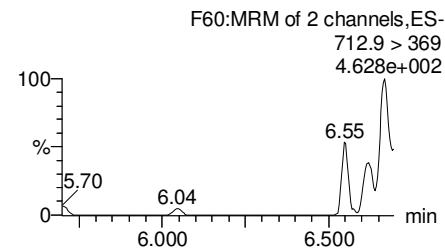
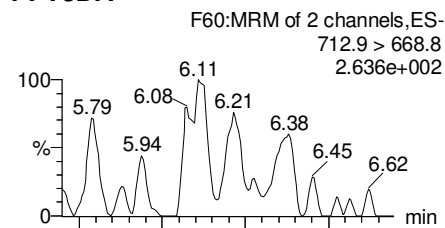
Printed: Tuesday, March 06, 2018 09:49:57 Pacific Standard Time

Name: 180301M1\_16, Date: 02-Mar-2018, Time: 03:32:29, ID: 1800327-07 OF-FB44-0218 0.12118, Description: OF-FB44-0218

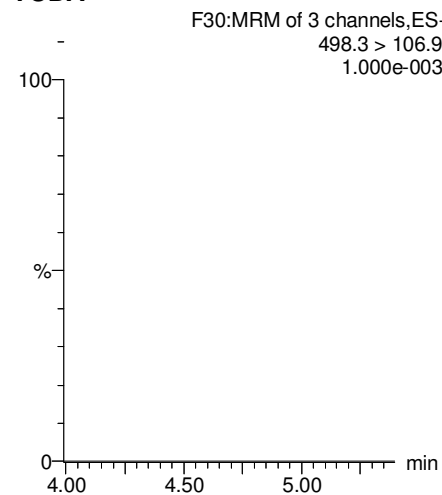
**PFTrDA**



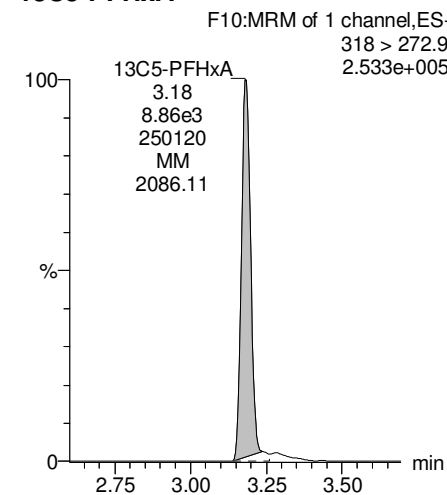
**PFTeDA**



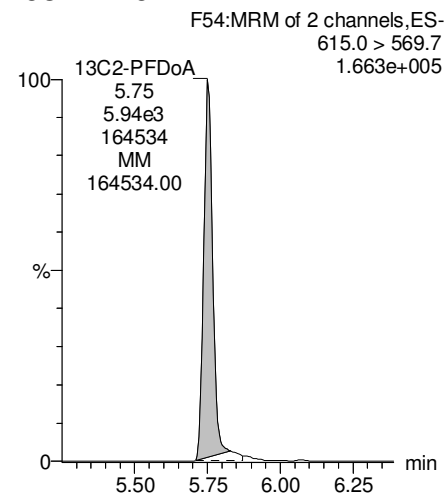
**TCDA**



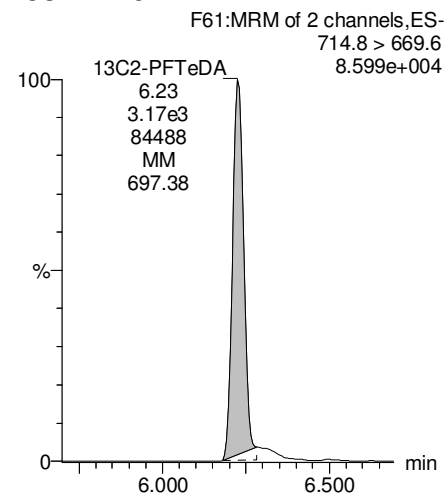
**13C5-PFHxA**



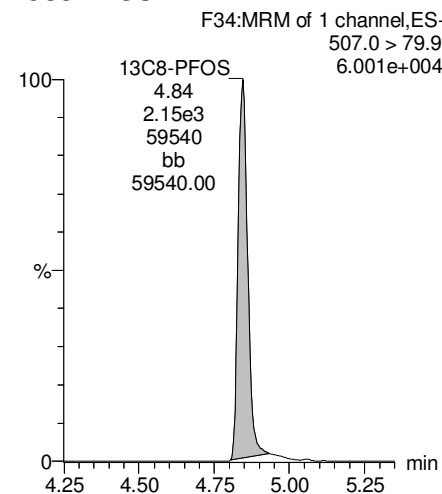
**13C2-PFDoA**



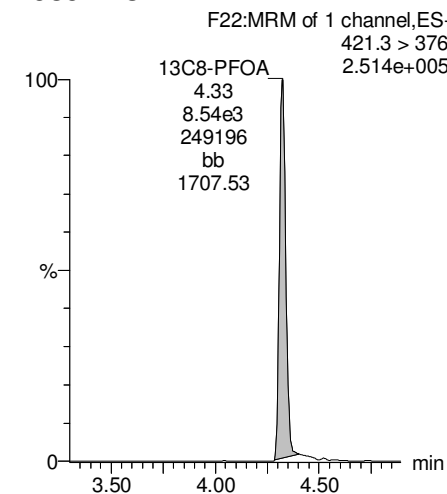
**13C2-PFTeDA**



**13C8-PFOS**



**13C8-PFOA**

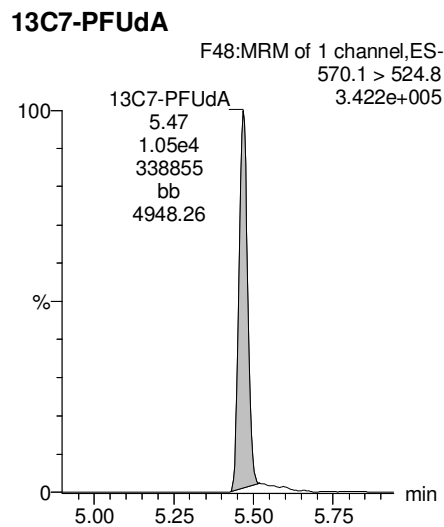
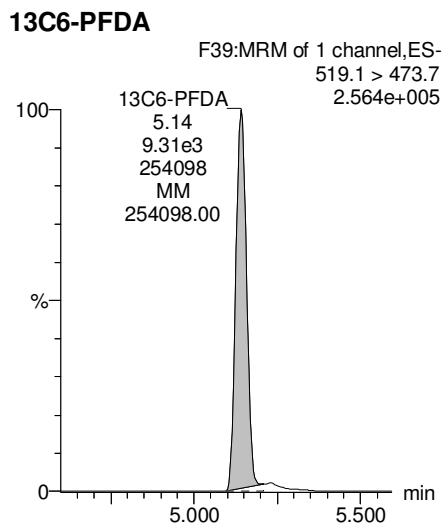
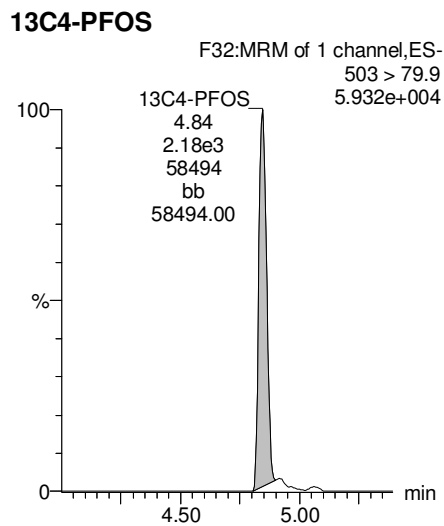
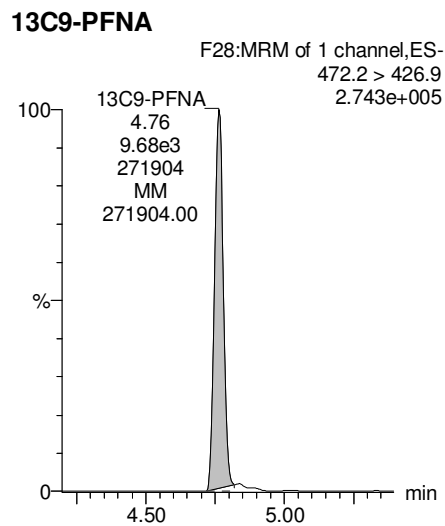
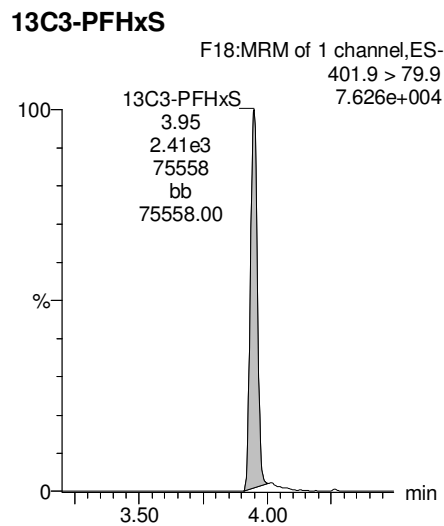


Dataset: Z:\Projects\PFAS.PRO\Results\180301M1\180301M1-16.qld

Last Altered: Tuesday, March 06, 2018 09:42:27 Pacific Standard Time

Printed: Tuesday, March 06, 2018 09:49:57 Pacific Standard Time

Name: 180301M1\_16, Date: 02-Mar-2018, Time: 03:32:29, ID: 1800327-07 OF-FB44-0218 0.12118, Description: OF-FB44-0218





Dataset: Z:\Projects\PFAS.PRO\Results\180301M1\180301M1-17.qld

Last Altered: Tuesday, March 06, 2018 12:02:43 Pacific Standard Time

Printed: Tuesday, March 06, 2018 12:03:18 Pacific Standard Time

Method: Z:\Projects\PFAS.PRO\MethDB\PFAS\_FULL\_80C\_022718.mdb 28 Feb 2018 13:19:45

Calibration: Z:\Projects\PFAS.PRO\CurveDB\C18\_VAL-PFAS\_Q4\_03-01-18-FULL.cdb 05 Mar 2018 08:17:35

Name: 180301M1\_17, Date: 02-Mar-2018, Time: 03:43:58, ID: 1800327-08 OF-RW59-0218 0.1103, Description: OF-RW59-0218

	# Name	Trace	Area	IS Area	Wt./Vol.	RRF	Pred.RT	RT	y Axis Resp.	Conc.	%Rec
1	3 PFBS	299.0 > 79.7	1.67e2	1.05e3	0.110		2.60	2.70	1.99	10.5160	
2	5 PFHxA	313.2 > 268.9	1.97e3	2.71e3	0.110		3.19	3.19	3.64	21.1410	
3	7 PFHpA	363.0 > 318.9	3.16e2	5.75e3	0.110		3.81	3.81	0.687	4.7447	
4	8 L-PFHxS	398.9 > 79.6	3.24e3	6.68e2	0.110		4.17	3.95	60.7	329.8209	
5	11 L-PFOA	413 > 368.7	3.92e3	8.68e3	0.110		4.40	4.33	5.65	52.1541	
6	14 PFNA	463.0 > 418.8		6.01e3	0.110		4.76				
7	16 L-PFOS	499 > 79.9	8.05e3	2.17e3	0.110		4.90	4.85	46.4	380.1812	
8	18 PFDA	513 > 468.8		6.96e3	0.110		5.14				
9	21 N-MeFOSAA	570.1 > 419		2.71e3	0.110		5.29				
10	22 N-EtFOSAA	584.2 > 419		3.23e3	0.110		5.45				
11	23 PFUdA	563.0 > 518.9		8.01e3	0.110		5.46				

Dataset: Z:\Projects\PFAS.PRO\Results\180301M1\180301M1-17.qld

Last Altered: Tuesday, March 06, 2018 12:02:43 Pacific Standard Time

Printed: Tuesday, March 06, 2018 12:03:27 Pacific Standard Time

Method: Z:\Projects\PFAS.PRO\MethDB\PFAS\_FULL\_80C\_022718.mdb 28 Feb 2018 13:19:45

Calibration: Z:\Projects\PFAS.PRO\CurveDB\C18\_VAL-PFAS\_Q4\_03-01-18-FULL.cdb 05 Mar 2018 08:17:35

Name: 180301M1\_17, Date: 02-Mar-2018, Time: 03:43:58, ID: 1800327-08 OF-RW59-0218 0.1103, Description: OF-RW59-0218

#	Name	Trace	Area	IS Area	Wt./Vol.	RRF	Pred.RT	RT	y Axis Resp.	Conc.	%Rec	
1	25	PFDa	612.9 > 569.0	6.51e3	0.110		5.74					
2	27	PFTDA	662.9 > 618.9	6.51e3	0.110		5.98					
3	28	PFTeDA	712.9 > 668.8	3.71e3	0.110		6.20					
4	36	13C3-PFBS	302. > 98.8	1.05e3	9.17e3	0.110	0.125	2.69	2.70	1.43	104.0108	91.8
5	37	13C2-PFHxA	315 > 269.8	2.71e3	9.17e3	0.110	0.722	3.19	3.19	3.69	46.3490	102.2
6	38	13C4-PFHpA	367.2 > 321.8	5.75e3	9.17e3	0.110	0.687	3.81	3.80	7.84	103.4147	91.3
7	39	18O2-PFHxS	403.0 > 102.6	6.68e2	2.08e3	0.110	0.367	3.96	3.96	4.02	99.3901	87.7
8	40	13C2-PFOA	414.9 > 369.7	8.68e3	7.62e3	0.110	1.260	4.33	4.33	14.2	102.3815	90.3
9	41	13C5-PFNA	468.2 > 422.9	6.01e3	7.20e3	0.110	0.959	4.76	4.77	10.4	98.6787	87.1
10	42	13C8-PFOSA	506.1 > 77.7	1.57e3	1.10e4	0.110	0.229	4.83	4.84	1.79	70.7810	62.5
11	43	13C8-PFOS	507.0 > 79.9	2.17e3	2.13e3	0.110	1.053	4.84	4.85	12.7	109.6731	96.8
12	44	13C2-PFDA	515.1 > 469.9	6.96e3	7.81e3	0.110	0.977	5.14	5.15	11.1	103.3696	91.2
13	45	d3-N-MeFOSAA	573.3 > 419	2.71e3	1.10e4	0.110	0.384	5.29	5.30	3.09	72.7885	64.2
14	46	d5-N-EtFOSAA	589.3 > 419	3.23e3	1.10e4	0.110	0.403	5.45	5.46	3.68	82.8184	73.1
15	47	13C2-PFUdA	565 > 519.8	8.01e3	1.10e4	0.110	1.019	5.46	5.47	9.13	81.1702	71.6
16	48	13C2-PFDoA	615.0 > 569.7	6.51e3	1.10e4	0.110	0.908	5.74	5.76	7.42	74.0982	65.4
17	49	d3-N-MeFOSA	515.2 > 168.9		1.10e4	0.110	0.117	5.84				
18	50	13C2-PFTeDA	714.8 > 669.6	3.71e3	1.10e4	0.110	0.414	6.20	6.24	4.22	92.5066	81.6
19	51	d5-N-ETFOSA	531.1 > 168.9		1.10e4	0.110	0.181	6.22				
20	52	13C2-PFHxDA	815 > 769.7	2.62e3	1.10e4	0.110	0.782	6.51	6.57	2.99	34.6494	76.4
21	53	d7-N-MeFOSE	623.1 > 58.9		1.10e4	0.110	0.172	6.31				
22	54	d9-N-EtFOSE	639.2 > 58.8		1.10e4	0.110	0.146	6.45				
23	55	13C4-PFBA	217. > 171.8	7.99e3	7.99e3	0.110	1.000	1.46	1.44	12.5	113.3273	100.0
24	56	13C5-PFHxA	318 > 272.9	9.17e3	9.17e3	0.110	1.000	3.19	3.19	12.5	113.3273	100.0
25	57	13C3-PFHxS	401.9 > 79.9	2.08e3	2.08e3	0.110	1.000	3.96	3.95	12.5	113.3273	100.0
26	58	13C8-PFOA	421.3 > 376	7.62e3	7.62e3	0.110	1.000	4.33	4.33	12.5	113.3273	100.0
27	59	13C9-PFNA	472.2 > 426.9	7.20e3	7.20e3	0.110	1.000	4.70	4.77	12.5	113.3273	100.0
28	60	13C4-PFOS	503 > 79.9	2.13e3	2.13e3	0.110	1.000	4.84	4.85	12.5	113.3273	100.0
29	61	13C6-PFDA	519.1 > 473.7	7.81e3	7.81e3	0.110	1.000	5.14	5.15	12.5	113.3273	100.0
30	62	13C7-PFUdA	570.1 > 524.8	1.10e4	1.10e4	0.110	1.000	5.46	5.47	12.5	113.3273	100.0
31	63	Total PFHxS	398.9 > 79.6	3.24e3	6.68e2	0.110		3.85		60.7	329.8209	
32	64	Total PFOA	413 > 368.7	4.62e3	8.68e3	0.110		4.21		6.65	60.8032	

KBF 3/6/2018

Dataset: Z:\Projects\PFAS.PRO\Results\180301M1\180301M1-17.qld

Last Altered: Tuesday, March 06, 2018 12:02:43 Pacific Standard Time

Printed: Tuesday, March 06, 2018 12:03:27 Pacific Standard Time

**Name: 180301M1\_17, Date: 02-Mar-2018, Time: 03:43:58, ID: 1800327-08 OF-RW59-0218 0.1103, Description: OF-RW59-0218**

	# Name	Trace	Area	IS Area	Wt./Vol.	RRF	Pred.RT	RT	y Axis Resp.	Conc.	%Rec
33	65 Total PFOS	499 > 79.9	8.05e3	2.17e3	0.110		4.73		46.4	380.1812	
34	66 Total N-MeFOSAA	570.1 > 419	0.00e0	2.71e3	0.110		5.29		0.000		
35	67 Total N-EtFOSAA	584.2 > 419	0.00e0	3.23e3	0.110		5.45		0.000		

Dataset: Z:\Projects\PFAS.PRO\Results\180301M1\180301M1-17.qld

Last Altered: Tuesday, March 06, 2018 12:02:43 Pacific Standard Time

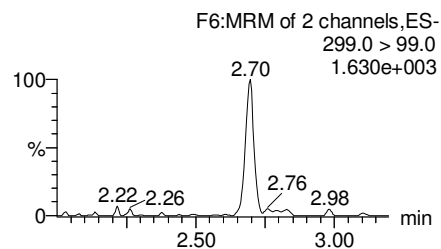
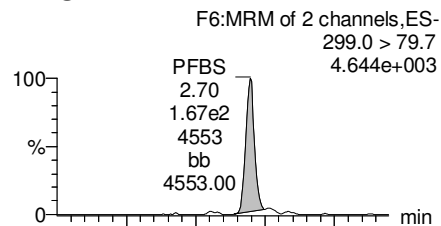
Printed: Tuesday, March 06, 2018 12:03:27 Pacific Standard Time

Method: Z:\Projects\PFAS.PRO\MethDB\PFAS\_FULL\_80C\_022718.mdb 28 Feb 2018 13:19:45

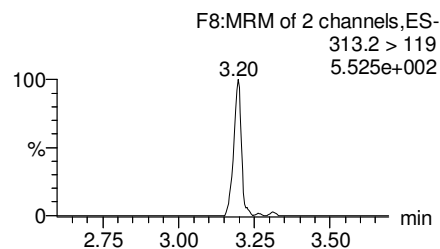
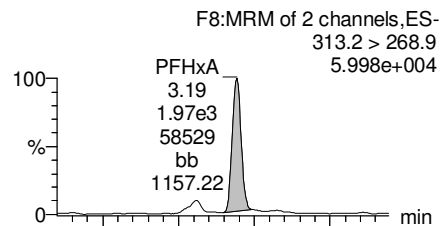
Calibration: Z:\Projects\PFAS.PRO\CurveDB\C18\_VAL-PFAS\_Q4\_03-01-18-FULL.cdb 05 Mar 2018 08:17:35

Name: 180301M1\_17, Date: 02-Mar-2018, Time: 03:43:58, ID: 1800327-08 OF-RW59-0218 0.1103, Description: OF-RW59-0218

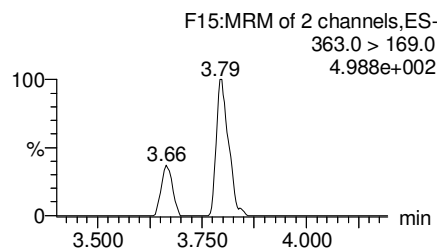
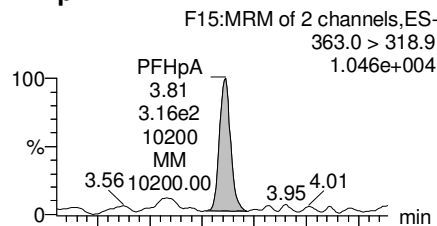
**PFBS**



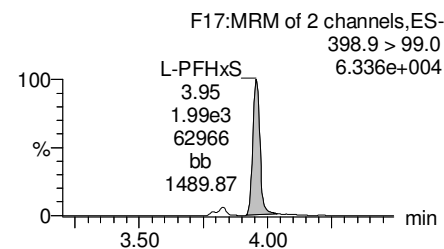
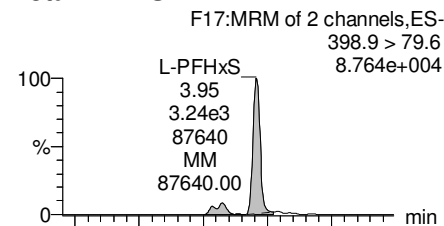
**PFHxA**



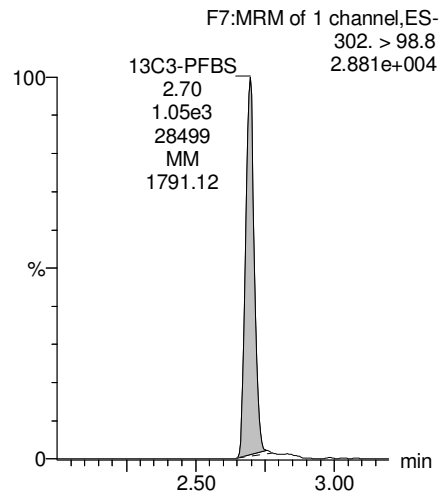
**PFHpA**



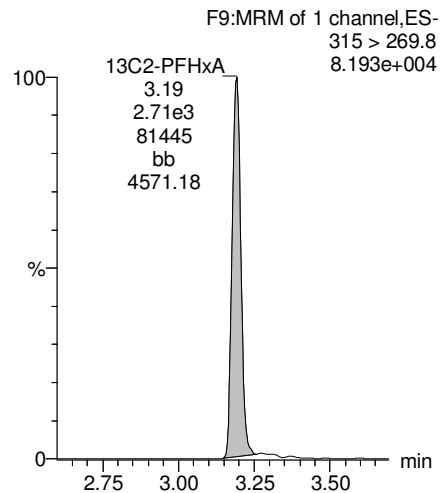
**Total PFHxS**



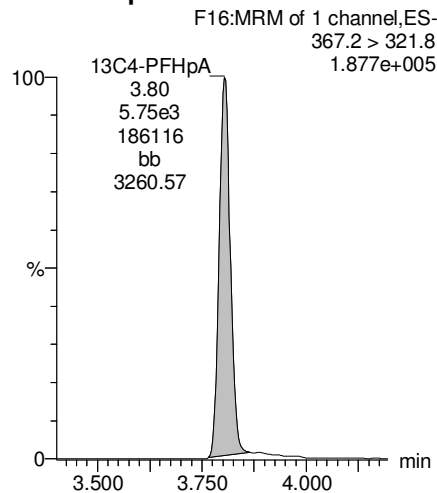
**13C3-PFBS**



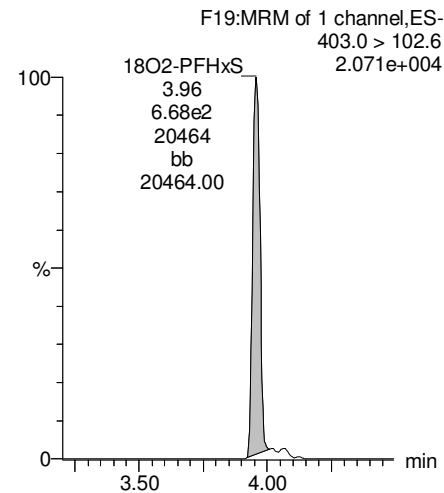
**13C2-PFHxA**



**13C4-PFHpA**



**18O2-PFHxS**



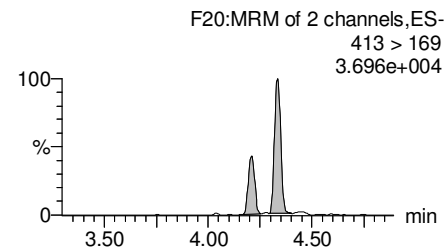
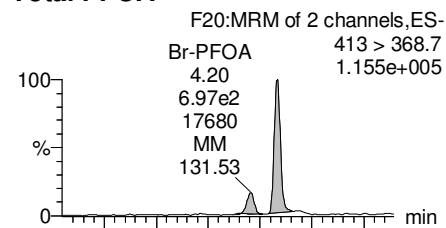
Dataset: Z:\Projects\PFAS.PRO\Results\180301M1\180301M1-17.qld

Last Altered: Tuesday, March 06, 2018 12:02:43 Pacific Standard Time

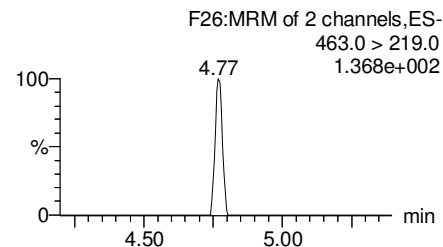
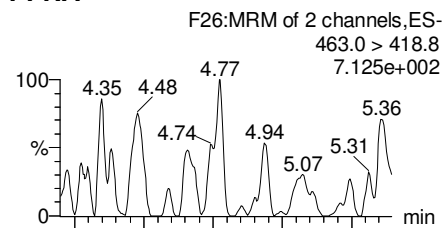
Printed: Tuesday, March 06, 2018 12:03:27 Pacific Standard Time

Name: 180301M1\_17, Date: 02-Mar-2018, Time: 03:43:58, ID: 1800327-08 OF-RW59-0218 0.1103, Description: OF-RW59-0218

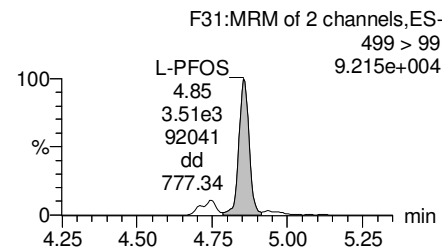
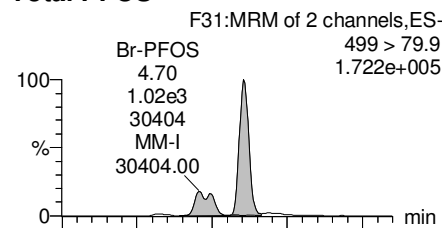
**Total PFOA**



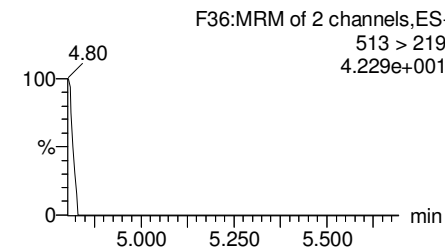
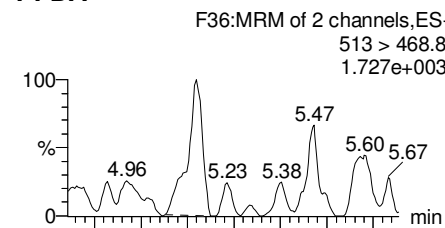
**PFNA**



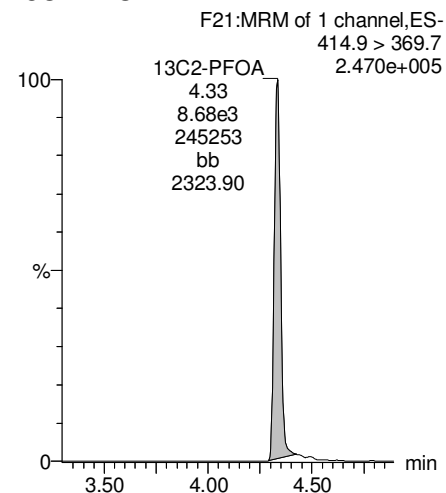
**Total PFOS**



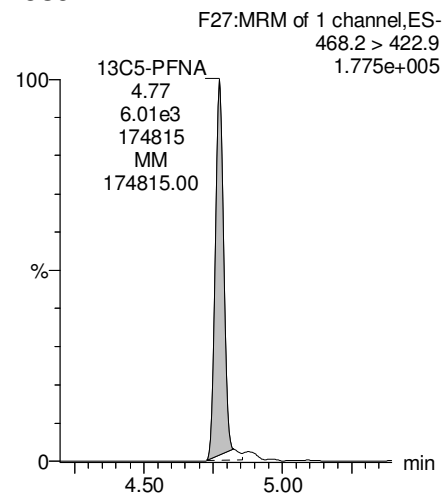
**PFDA**



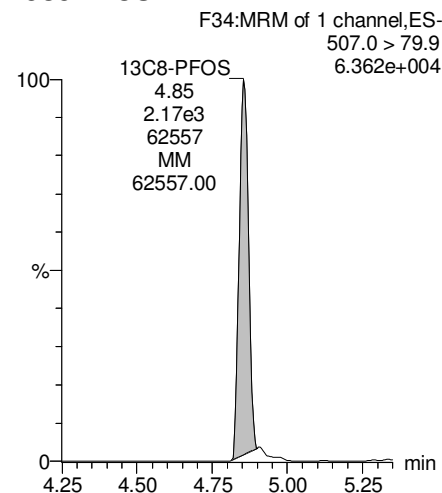
**13C2-PFOA**



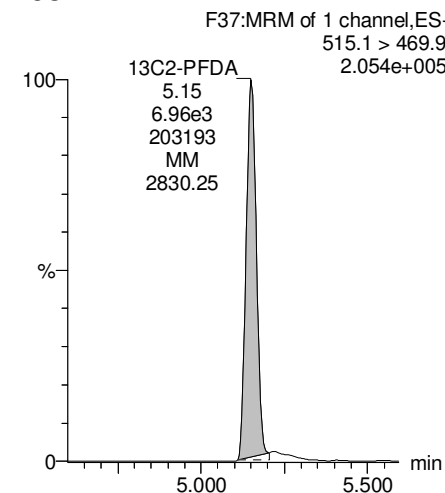
**13C5-PFNA**



**13C8-PFOS**



**13C2-PFDA**



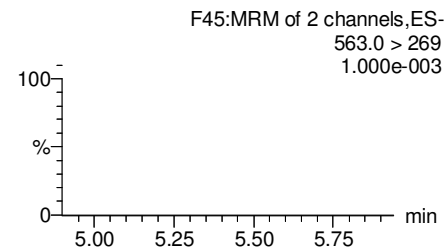
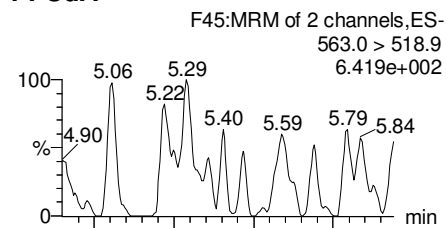
Dataset: Z:\Projects\PFAS.PRO\Results\180301M1\180301M1-17.qld

Last Altered: Tuesday, March 06, 2018 12:02:43 Pacific Standard Time

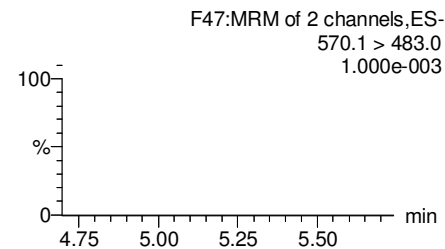
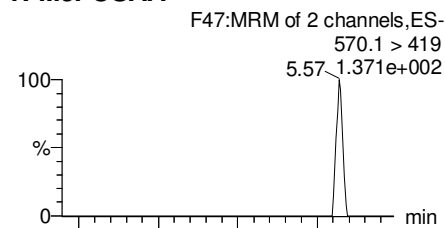
Printed: Tuesday, March 06, 2018 12:03:27 Pacific Standard Time

Name: 180301M1\_17, Date: 02-Mar-2018, Time: 03:43:58, ID: 1800327-08 OF-RW59-0218 0.1103, Description: OF-RW59-0218

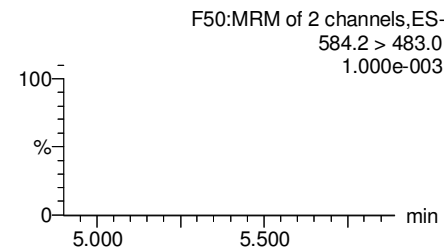
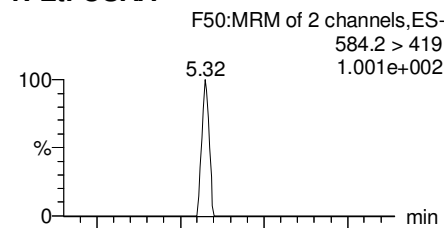
**PFUdA**



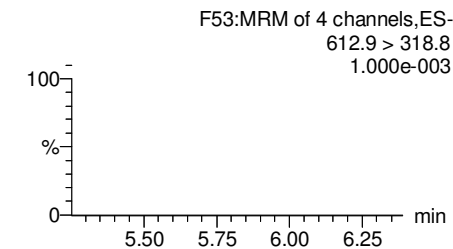
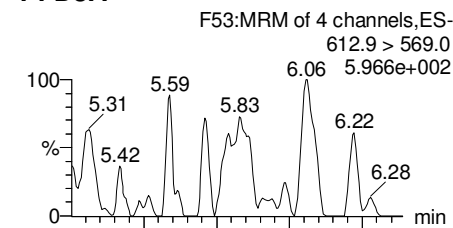
**N-MeFOSAA**



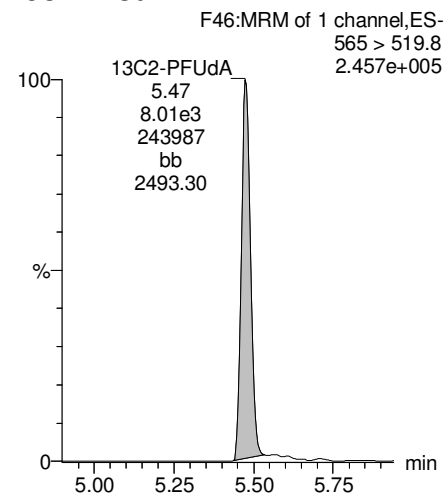
**N-EtFOSAA**



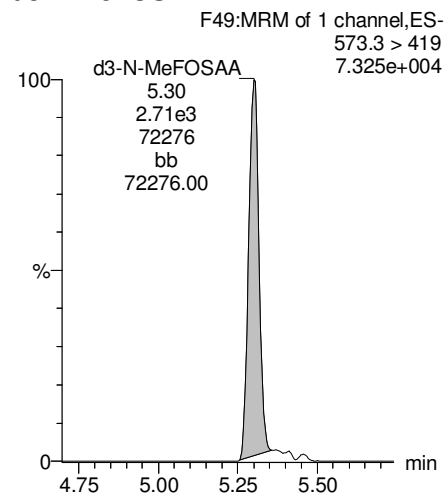
**PFDaA**



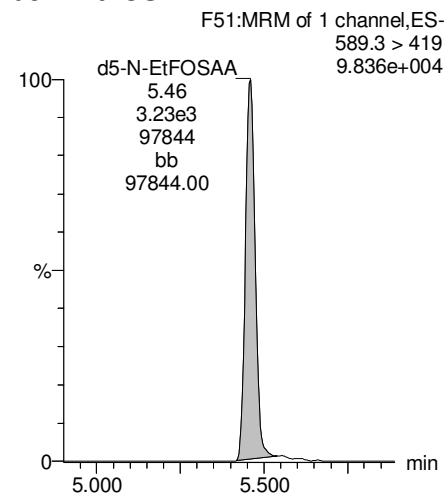
**13C2-PFUdA**



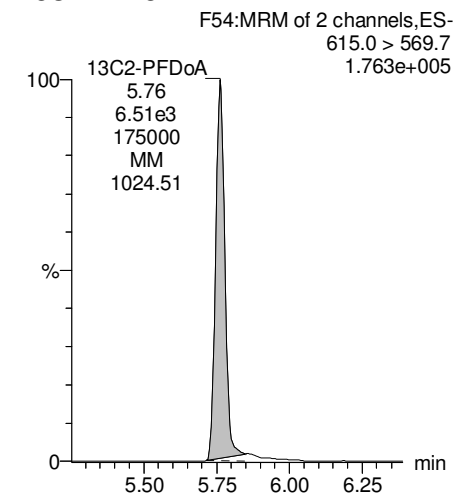
**d3-N-MeFOSAA**



**d5-N-EtFOSAA**



**13C2-PFDaA**



Dataset: Z:\Projects\PFAS.PRO\Results\180301M1\180301M1-17.qld

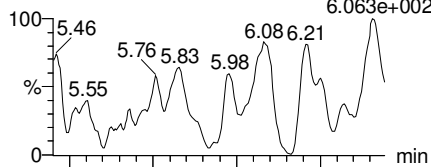
Last Altered: Tuesday, March 06, 2018 12:02:43 Pacific Standard Time

Printed: Tuesday, March 06, 2018 12:03:27 Pacific Standard Time

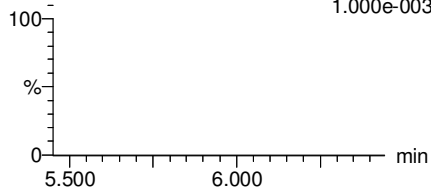
Name: 180301M1\_17, Date: 02-Mar-2018, Time: 03:43:58, ID: 1800327-08 OF-RW59-0218 0.1103, Description: OF-RW59-0218

**PFTrDA**

F59:MRM of 2 channels,ES-  
662.9 > 618.9  
6.063e+002

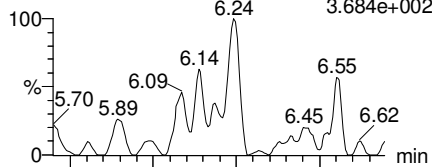


F59:MRM of 2 channels,ES-  
662.9 > 319  
1.000e-003

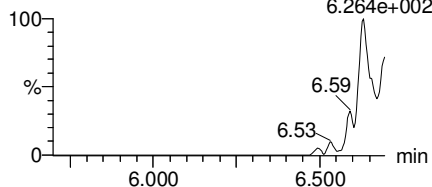


**PFTeDA**

F60:MRM of 2 channels,ES-  
712.9 > 668.8  
3.684e+002

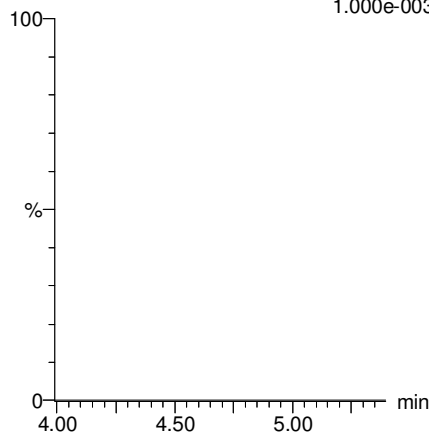


F60:MRM of 2 channels,ES-  
712.9 > 369  
6.264e+002



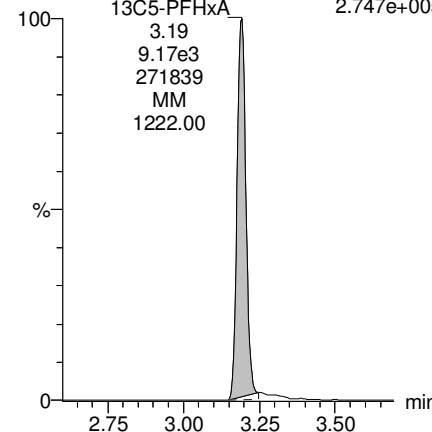
**TCDA**

F30:MRM of 3 channels,ES-  
498.3 > 106.9  
1.000e-003



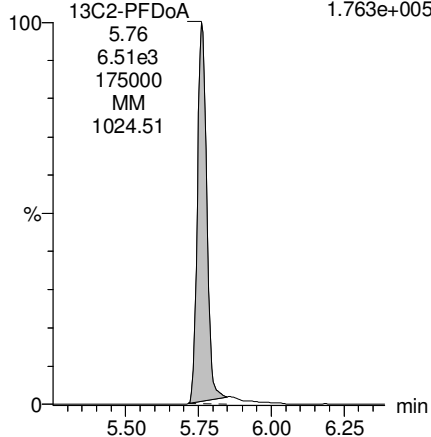
**13C5-PFHxA**

F10:MRM of 1 channel,ES-  
318 > 272.9  
2.747e+005



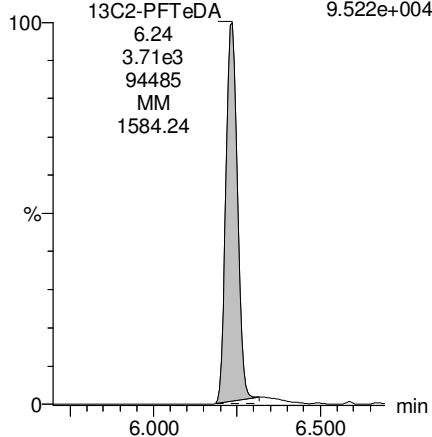
**13C2-PFDoA**

F54:MRM of 2 channels,ES-  
615.0 > 569.7  
1.763e+005



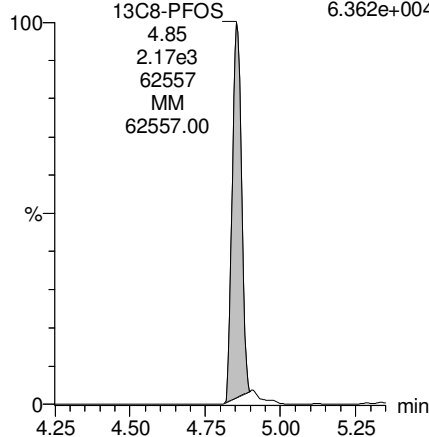
**13C2-PFTeDA**

F61:MRM of 2 channels,ES-  
714.8 > 669.6  
9.522e+004



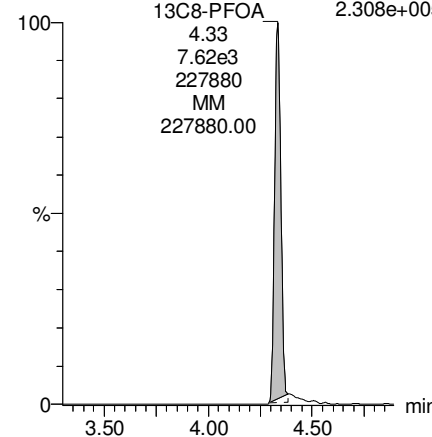
**13C8-PFOS**

F34:MRM of 1 channel,ES-  
507.0 > 79.9  
6.362e+004



**13C8-PFOA**

F22:MRM of 1 channel,ES-  
421.3 > 376  
2.308e+005

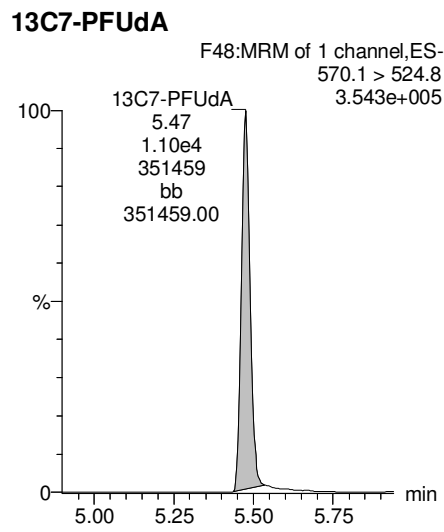
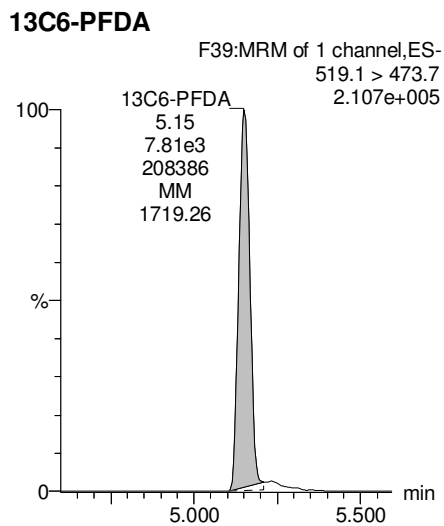
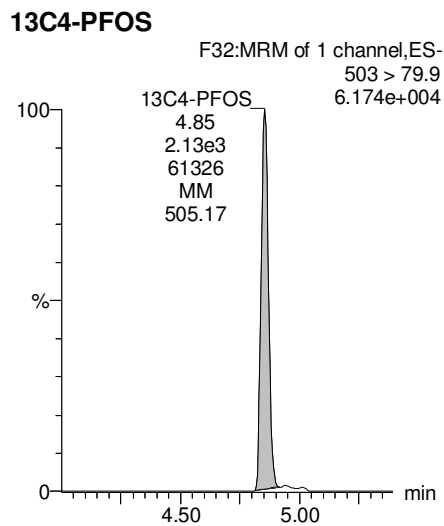
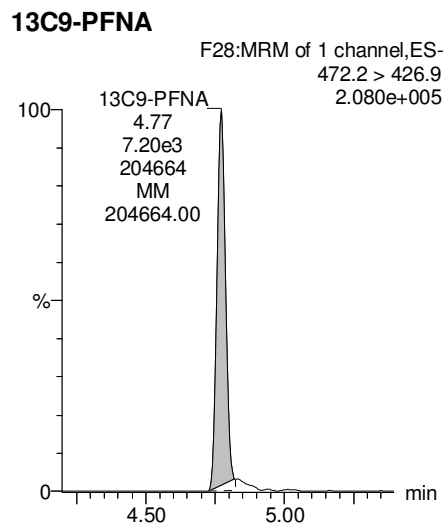
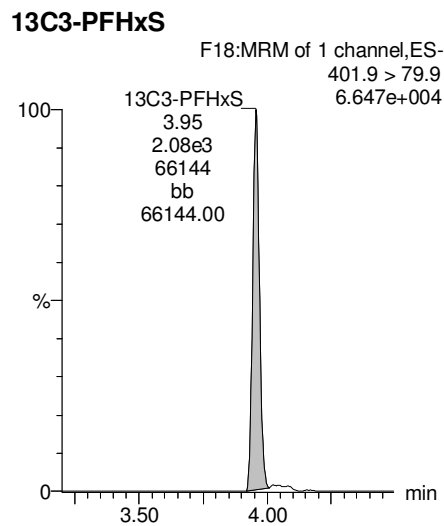


Dataset: Z:\Projects\PFAS.PRO\Results\180301M1\180301M1-17.qld

Last Altered: Tuesday, March 06, 2018 12:02:43 Pacific Standard Time

Printed: Tuesday, March 06, 2018 12:03:27 Pacific Standard Time

Name: 180301M1\_17, Date: 02-Mar-2018, Time: 03:43:58, ID: 1800327-08 OF-RW59-0218 0.1103, Description: OF-RW59-0218





Dataset: Z:\Projects\PFAS.PRO\Results\180301M1\180301M1-18.qld

Last Altered: Tuesday, March 06, 2018 12:09:08 Pacific Standard Time

Printed: Tuesday, March 06, 2018 12:10:24 Pacific Standard Time

Method: Z:\Projects\PFAS.PRO\MethDB\PFAS\_FULL\_80C\_022718.mdb 28 Feb 2018 13:19:45

Calibration: Z:\Projects\PFAS.PRO\CurveDB\C18\_VAL-PFAS\_Q4\_03-01-18-FULL.cdb 05 Mar 2018 08:17:35

Name: 180301M1\_18, Date: 02-Mar-2018, Time: 03:55:25, ID: 1800327-09 OF-FB59-0218 0.11633, Description: OF-FB59-0218

	# Name	Trace	Area	IS Area	Wt./Vol.	RRF	Pred.RT	RT	y Axis Resp.	Conc.	%Rec
1	3 PFBS	299.0 > 79.7		1.00e3	0.116		2.60				
2	5 PFHxA	313.2 > 268.9		2.42e3	0.116		3.19				
3	7 PFHpA	363.0 > 318.9		6.10e3	0.116		3.81				
4	8 L-PFHxS	398.9 > 79.6	1.93e0	8.41e2	0.116		4.17	3.96	0.0286		
5	11 L-PFOA	413 > 368.7		8.43e3	0.116		4.40				
6	14 PFNA	463.0 > 418.8		7.50e3	0.116		4.76				
7	16 L-PFOS	499 > 79.9		2.33e3	0.116		4.90				
8	18 PFDA	513 > 468.8		6.49e3	0.116		5.14				
9	21 N-MeFOSAA	570.1 > 419		3.21e3	0.116		5.29				
10	22 N-EtFOSAA	584.2 > 419		3.13e3	0.116		5.45				
11	23 PFUdA	563.0 > 518.9		9.03e3	0.116		5.46				

Dataset: Z:\Projects\PFAS.PRO\Results\180301M1\180301M1-18.qld

Last Altered: Tuesday, March 06, 2018 12:09:08 Pacific Standard Time

Printed: Tuesday, March 06, 2018 12:10:33 Pacific Standard Time

Method: Z:\Projects\PFAS.PRO\MethDB\PFAS\_FULL\_80C\_022718.mdb 28 Feb 2018 13:19:45

Calibration: Z:\Projects\PFAS.PRO\CurveDB\C18\_VAL-PFAS\_Q4\_03-01-18-FULL.cdb 05 Mar 2018 08:17:35

Name: 180301M1\_18, Date: 02-Mar-2018, Time: 03:55:25, ID: 1800327-09 OF-FB59-0218 0.11633, Description: OF-FB59-0218

#	Name	Trace	Area	IS Area	Wt./Vol.	RRF	Pred.RT	RT	y Axis Resp.	Conc.	%Rec	
1	25	PFDa	612.9 > 569.0	7.09e3	0.116		5.74					
2	27	PFTDA	662.9 > 618.9	7.09e3	0.116		5.98					
3	28	PFTeDA	712.9 > 668.8	4.21e3	0.116		6.20					
4	36	13C3-PFBS	302. > 98.8	1.00e3	9.43e3	0.116	0.125	2.69	2.70	1.33	91.4575	85.1
5	37	13C2-PFHxA	315 > 269.8	2.42e3	9.43e3	0.116	0.722	3.19	3.20	3.21	38.1857	88.8
6	38	13C4-PFHpA	367.2 > 321.8	6.10e3	9.43e3	0.116	0.687	3.81	3.81	8.09	101.2700	94.2
7	39	18O2-PFHxS	403.0 > 102.6	8.41e2	2.27e3	0.116	0.367	3.96	3.96	4.63	108.4513	100.9
8	40	13C2-PFOA	414.9 > 369.7	8.43e3	7.59e3	0.116	1.260	4.33	4.33	13.9	94.7922	88.2
9	41	13C5-PFNA	468.2 > 422.9	7.50e3	9.15e3	0.116	0.959	4.76	4.77	10.2	91.7979	85.4
10	42	13C8-PFOSA	506.1 > 77.7	1.70e3	1.01e4	0.116	0.229	4.83	4.84	2.11	79.2250	73.7
11	43	13C8-PFOS	507.0 > 79.9	2.33e3	2.41e3	0.116	1.053	4.84	4.85	12.1	98.6051	91.8
12	44	13C2-PFDA	515.1 > 469.9	6.49e3	8.62e3	0.116	0.977	5.14	5.15	9.41	82.8202	77.1
13	45	d3-N-MeFOSAA	573.3 > 419	3.21e3	1.01e4	0.116	0.384	5.29	5.30	3.99	89.1563	83.0
14	46	d5-N-EtFOSAA	589.3 > 419	3.13e3	1.01e4	0.116	0.403	5.45	5.46	3.89	83.1494	77.4
15	47	13C2-PFUdA	565 > 519.8	9.03e3	1.01e4	0.116	1.019	5.46	5.48	11.2	94.6764	88.1
16	48	13C2-PFDoA	615.0 > 569.7	7.09e3	1.01e4	0.116	0.908	5.74	5.76	8.82	83.5099	77.7
17	49	d3-N-MeFOSA	515.2 > 168.9		1.01e4	0.116	0.117	5.84				
18	50	13C2-PFTeDA	714.8 > 669.6	4.21e3	1.01e4	0.116	0.414	6.20	6.24	5.23	108.7108	101.2
19	51	d5-N-ETFOSA	531.1 > 168.9		1.01e4	0.116	0.181	6.22				
20	52	13C2-PFHxDA	815 > 769.7	2.86e3	1.01e4	0.116	0.782	6.51	6.57	3.56	39.1253	91.0
21	53	d7-N-MeFOSE	623.1 > 58.9		1.01e4	0.116	0.172	6.31				
22	54	d9-N-EtFOSE	639.2 > 58.8		1.01e4	0.116	0.146	6.45				
23	55	13C4-PFBA	217. > 171.8	8.24e3	8.24e3	0.116	1.000	1.46	1.45	12.5	107.4529	100.0
24	56	13C5-PFHxA	318 > 272.9	9.43e3	9.43e3	0.116	1.000	3.19	3.20	12.5	107.4529	100.0
25	57	13C3-PFHxS	401.9 > 79.9	2.27e3	2.27e3	0.116	1.000	3.96	3.95	12.5	107.4529	100.0
26	58	13C8-PFOA	421.3 > 376	7.59e3	7.59e3	0.116	1.000	4.33	4.34	12.5	107.4529	100.0
27	59	13C9-PFNA	472.2 > 426.9	9.15e3	9.15e3	0.116	1.000	4.70	4.78	12.5	107.4529	100.0
28	60	13C4-PFOS	503 > 79.9	2.41e3	2.41e3	0.116	1.000	4.84	4.86	12.5	107.4529	100.0
29	61	13C6-PFDA	519.1 > 473.7	8.62e3	8.62e3	0.116	1.000	5.14	5.15	12.5	107.4529	100.0
30	62	13C7-PFUdA	570.1 > 524.8	1.01e4	1.01e4	0.116	1.000	5.46	5.48	12.5	107.4529	100.0
31	63	Total PFHxS	398.9 > 79.6	1.93e0	8.41e2	0.116		3.85		0.000		
32	64	Total PFOA	413 > 368.7	0.00e0	8.43e3	0.116		4.21		0.000		

KBF 3/6/2018

Dataset: Z:\Projects\PFAS.PRO\Results\180301M1\180301M1-18.qld

Last Altered: Tuesday, March 06, 2018 12:09:08 Pacific Standard Time

Printed: Tuesday, March 06, 2018 12:10:33 Pacific Standard Time

**Name: 180301M1\_18, Date: 02-Mar-2018, Time: 03:55:25, ID: 1800327-09 OF-FB59-0218 0.11633, Description: OF-FB59-0218**

	# Name	Trace	Area	IS Area	Wt./Vol.	RRF	Pred.RT	RT	y Axis Resp.	Conc.	%Rec
33	65 Total PFOS	499 > 79.9	0.00e0	2.33e3	0.116		4.73		0.000		
34	66 Total N-MeFOSAA	570.1 > 419	0.00e0	3.21e3	0.116		5.29		0.000		
35	67 Total N-EtFOSAA	584.2 > 419	0.00e0	3.13e3	0.116		5.45		0.000		

Dataset: Z:\Projects\PFAS.PRO\Results\180301M1\180301M1-18.qld

Last Altered: Tuesday, March 06, 2018 12:09:08 Pacific Standard Time

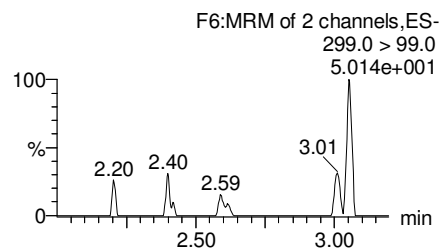
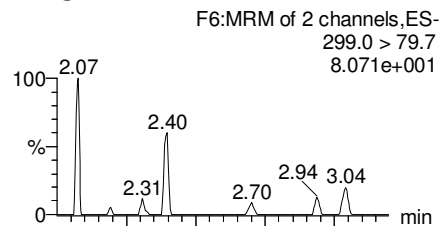
Printed: Tuesday, March 06, 2018 12:10:33 Pacific Standard Time

Method: Z:\Projects\PFAS.PRO\MethDB\PFAS\_FULL\_80C\_022718.mdb 28 Feb 2018 13:19:45

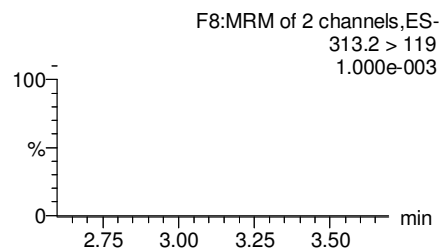
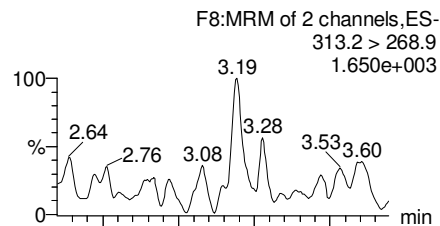
Calibration: Z:\Projects\PFAS.PRO\CurveDB\C18\_VAL-PFAS\_Q4\_03-01-18-FULL.cdb 05 Mar 2018 08:17:35

Name: 180301M1\_18, Date: 02-Mar-2018, Time: 03:55:25, ID: 1800327-09 OF-FB59-0218 0.11633, Description: OF-FB59-0218

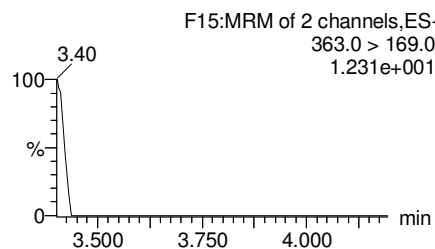
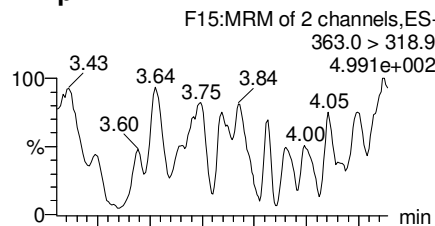
**PFBS**



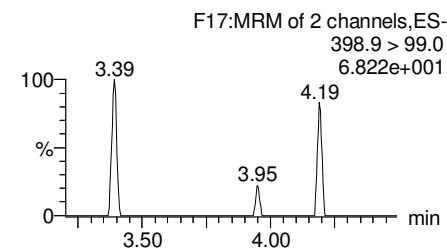
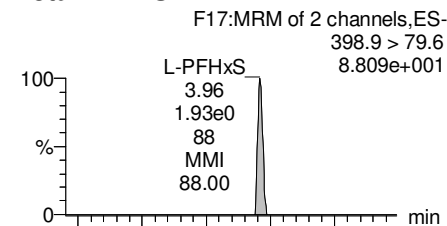
**PFHxA**



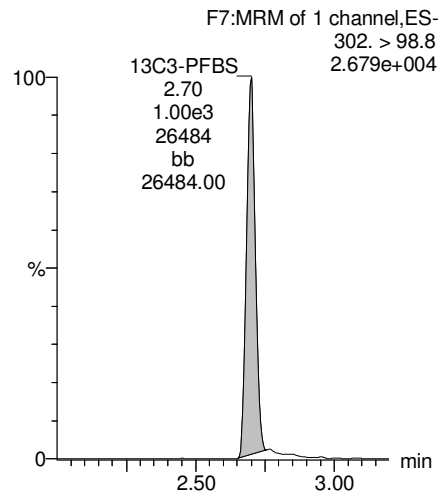
**PFHpA**



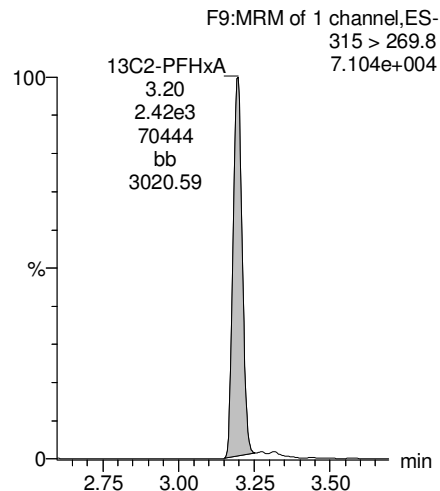
**Total PFHxS**



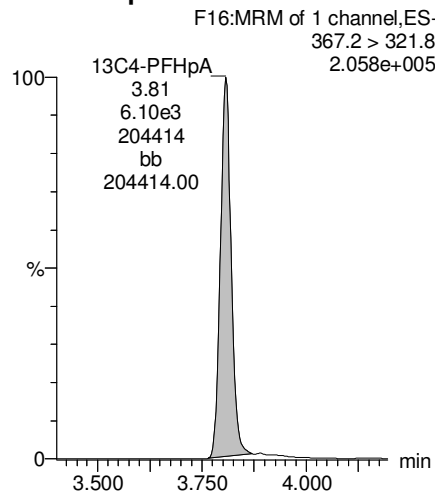
**13C3-PFBS**



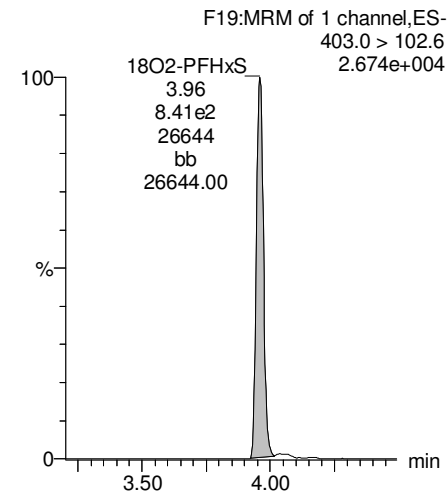
**13C2-PFHxA**



**13C4-PFHpA**



**18O2-PFHxS**



Dataset: Z:\Projects\PFAS.PRO\Results\180301M1\180301M1-18.qld

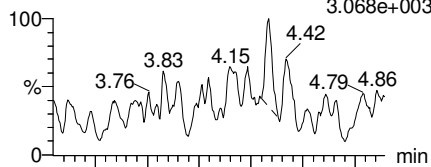
Last Altered: Tuesday, March 06, 2018 12:09:08 Pacific Standard Time

Printed: Tuesday, March 06, 2018 12:10:33 Pacific Standard Time

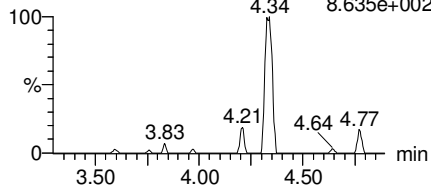
Name: 180301M1\_18, Date: 02-Mar-2018, Time: 03:55:25, ID: 1800327-09 OF-FB59-0218 0.11633, Description: OF-FB59-0218

**Total PFOA**

F20:MRM of 2 channels,ES-  
413 > 368.7  
3.068e+003

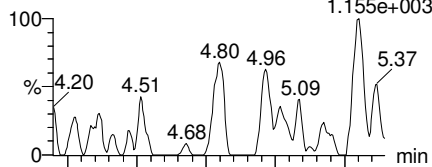


F20:MRM of 2 channels,ES-  
413 > 169  
8.635e+002

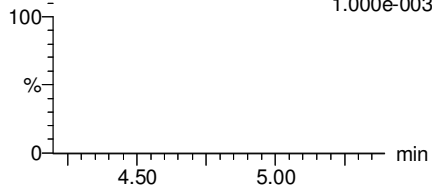


**PFNA**

F26:MRM of 2 channels,ES-  
463.0 > 418.8  
1.155e+003

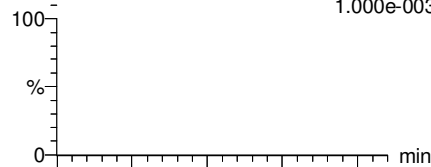


F26:MRM of 2 channels,ES-  
463.0 > 219.0  
1.000e-003

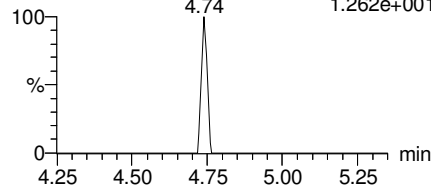


**Total PFOS**

F31:MRM of 2 channels,ES-  
499 > 79.9  
1.000e-003

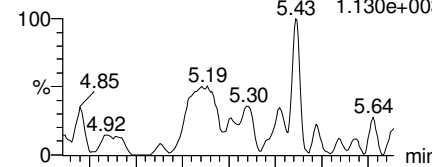


F31:MRM of 2 channels,ES-  
499 > 99  
1.262e+001

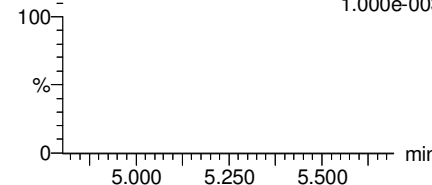


**PFDA**

F36:MRM of 2 channels,ES-  
513 > 468.8  
1.130e+003

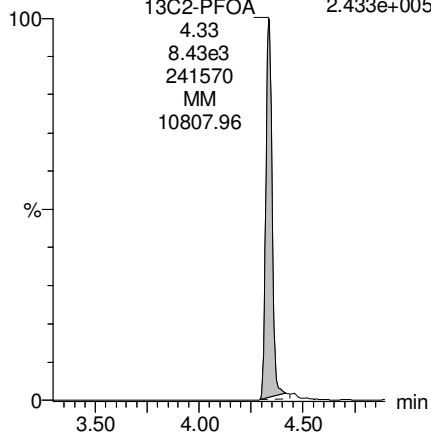


F36:MRM of 2 channels,ES-  
513 > 219  
1.000e-003



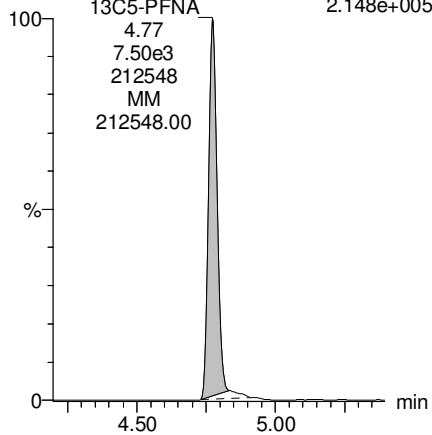
**13C2-PFOA**

F21:MRM of 1 channel,ES-  
414.9 > 369.7  
2.433e+005



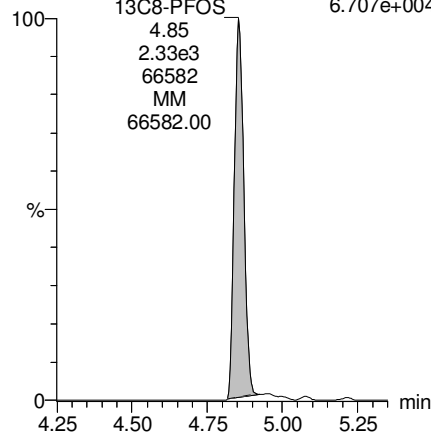
**13C5-PFNA**

F27:MRM of 1 channel,ES-  
468.2 > 422.9  
2.148e+005



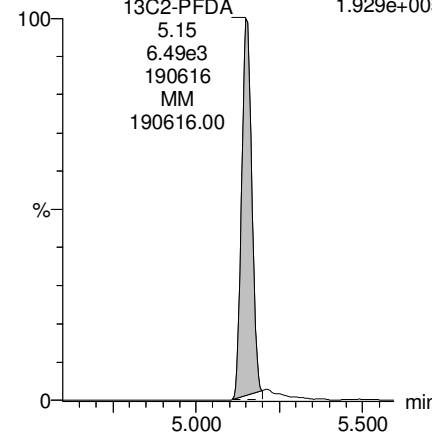
**13C8-PFOS**

F34:MRM of 1 channel,ES-  
507.0 > 79.9  
6.707e+004



**13C2-PFDA**

F37:MRM of 1 channel,ES-  
515.1 > 469.9  
1.929e+005



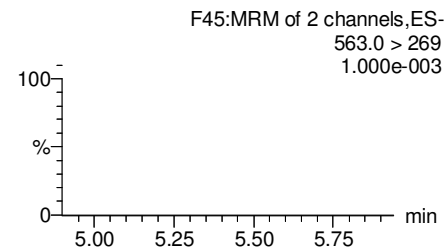
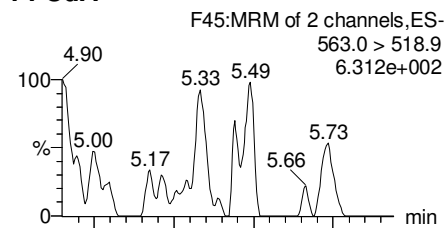
Dataset: Z:\Projects\PFAS.PRO\Results\180301M1\180301M1-18.qld

Last Altered: Tuesday, March 06, 2018 12:09:08 Pacific Standard Time

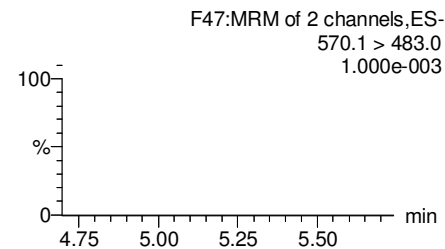
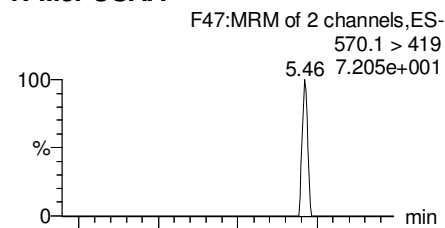
Printed: Tuesday, March 06, 2018 12:10:33 Pacific Standard Time

Name: 180301M1\_18, Date: 02-Mar-2018, Time: 03:55:25, ID: 1800327-09 OF-FB59-0218 0.11633, Description: OF-FB59-0218

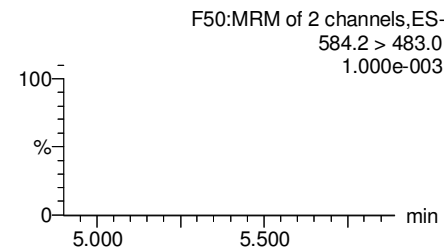
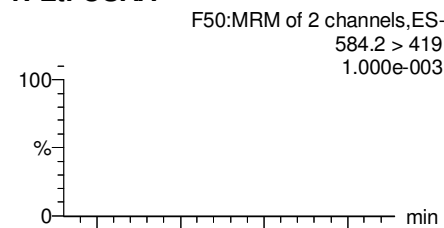
**PFUdA**



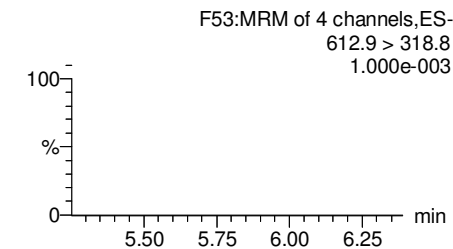
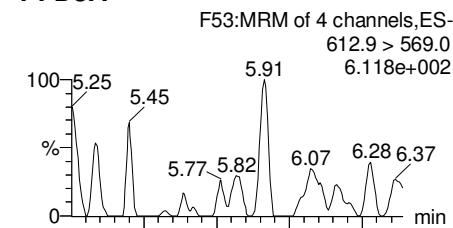
**N-MeFOSAA**



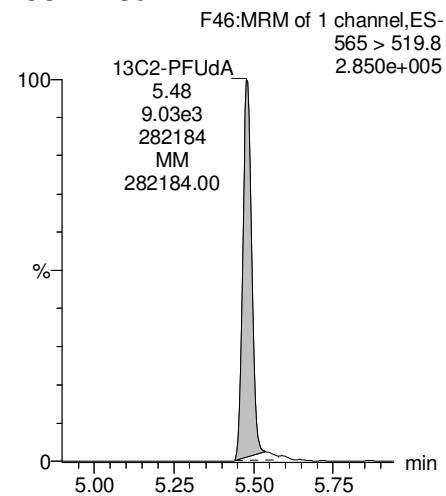
**N-EtFOSAA**



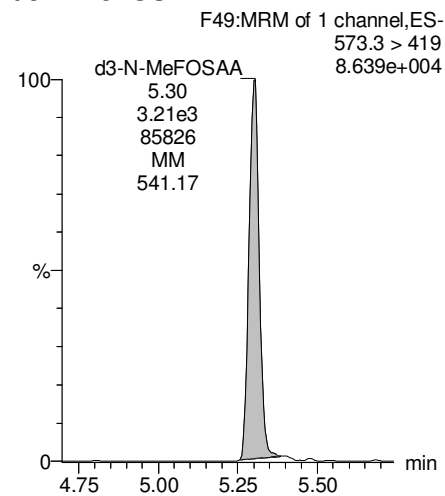
**PFDaA**



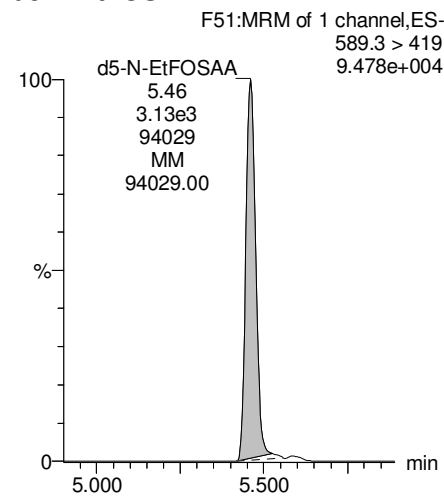
**13C2-PFUdA**



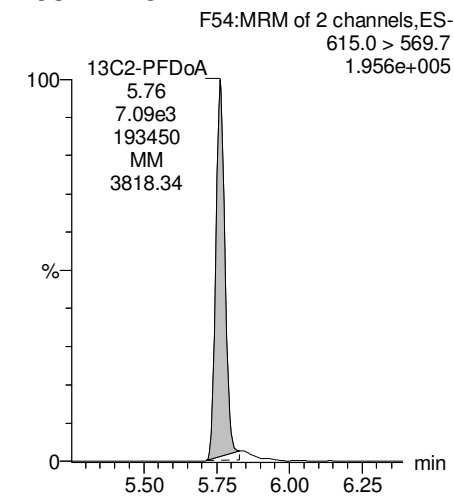
**d3-N-MeFOSAA**



**d5-N-EtFOSAA**



**13C2-PFDaA**



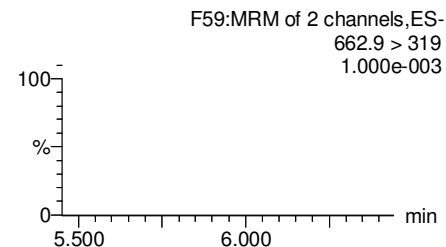
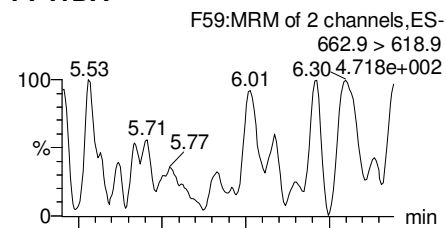
Dataset: Z:\Projects\PFAS.PRO\Results\180301M1\180301M1-18.qld

Last Altered: Tuesday, March 06, 2018 12:09:08 Pacific Standard Time

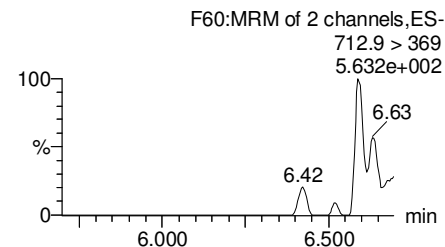
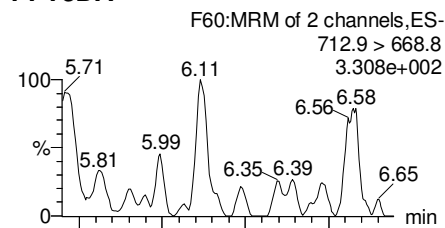
Printed: Tuesday, March 06, 2018 12:10:33 Pacific Standard Time

Name: 180301M1\_18, Date: 02-Mar-2018, Time: 03:55:25, ID: 1800327-09 OF-FB59-0218 0.11633, Description: OF-FB59-0218

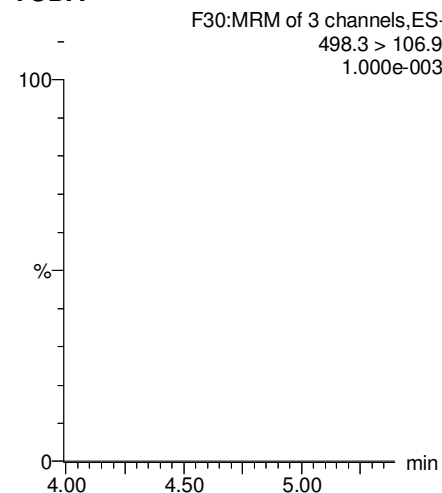
**PFTrDA**



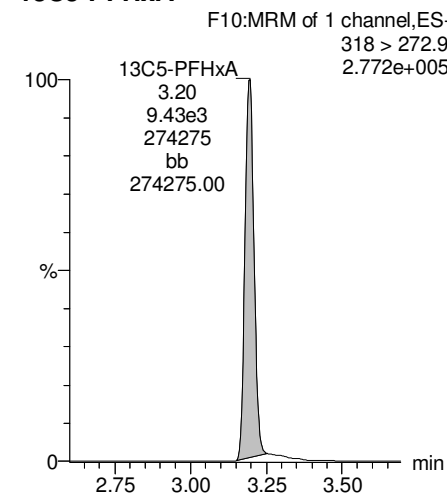
**PFTeDA**



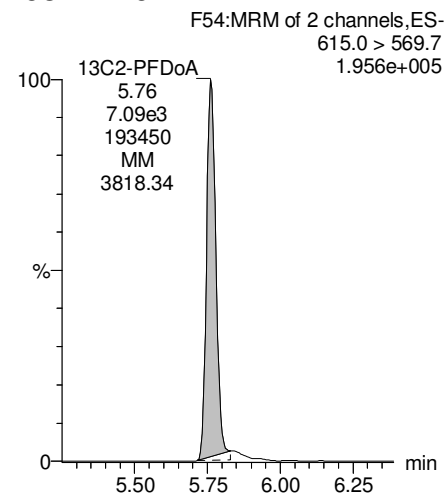
**TCDA**



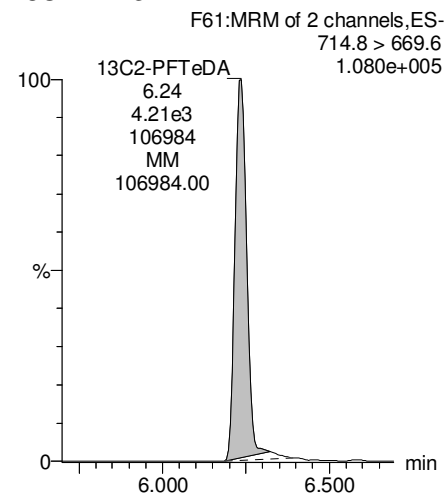
**13C5-PFHxA**



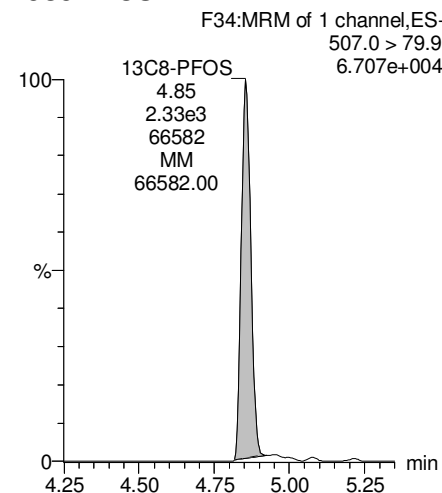
**13C2-PFDoA**



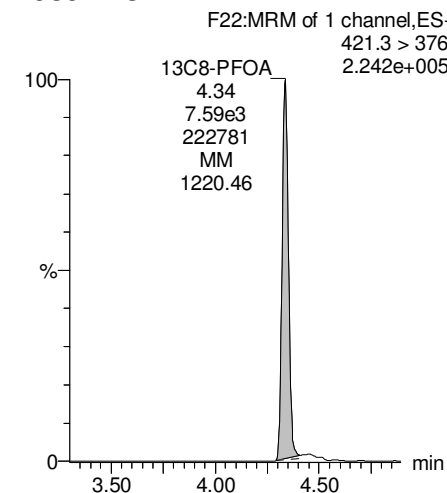
**13C2-PFTeDA**



**13C8-PFOS**



**13C8-PFOA**



Dataset: Z:\Projects\PFAS.PRO\Results\180301M1\180301M1-18.qld

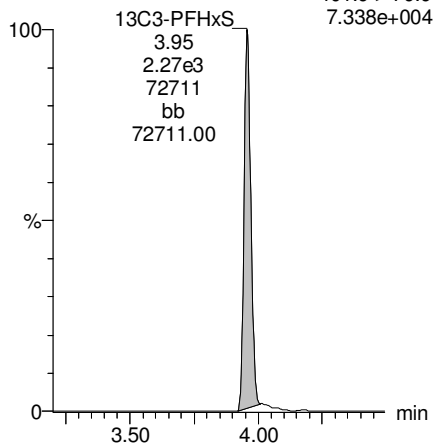
Last Altered: Tuesday, March 06, 2018 12:09:08 Pacific Standard Time

Printed: Tuesday, March 06, 2018 12:10:33 Pacific Standard Time

Name: 180301M1\_18, Date: 02-Mar-2018, Time: 03:55:25, ID: 1800327-09 OF-FB59-0218 0.11633, Description: OF-FB59-0218

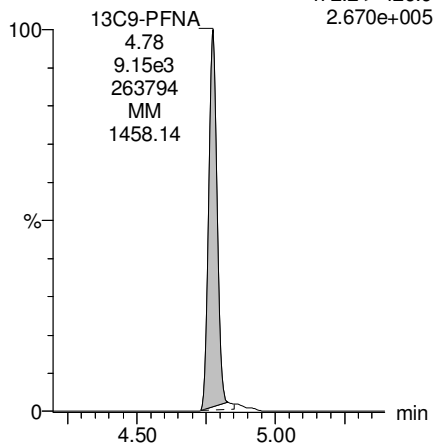
**13C3-PFHxS**

F18:MRM of 1 channel,ES-  
401.9 > 79.9  
7.338e+004



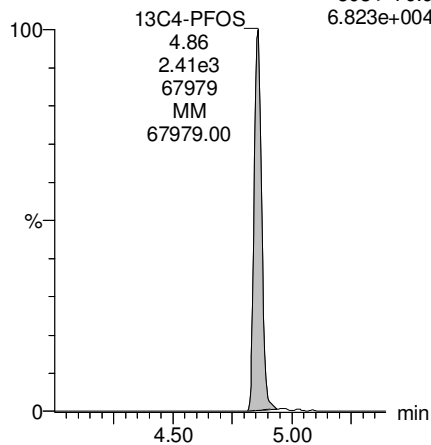
**13C9-PFNA**

F28:MRM of 1 channel,ES-  
472.2 > 426.9  
2.670e+005



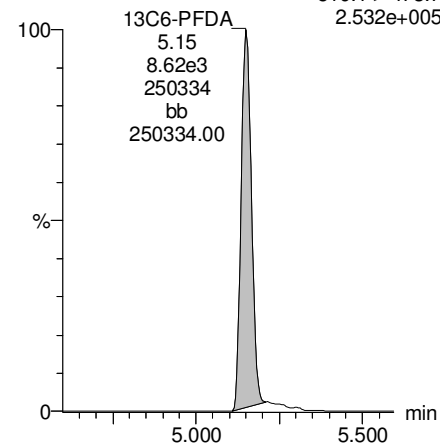
**13C4-PFOS**

F32:MRM of 1 channel,ES-  
503 > 79.9  
6.823e+004



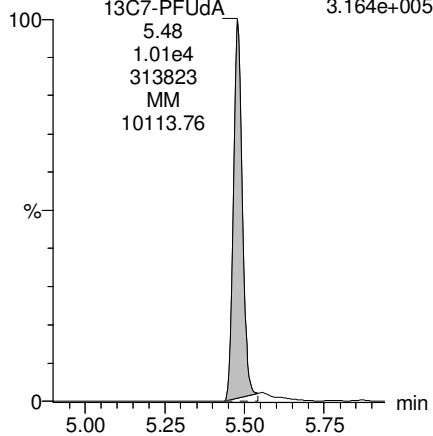
**13C6-PFDA**

F39:MRM of 1 channel,ES-  
519.1 > 473.7  
2.532e+005



**13C7-PFUdA**

F48:MRM of 1 channel,ES-  
570.1 > 524.8  
3.164e+005





Dataset: Z:\Projects\PFAS.PRO\Results\180301M1\180301M1-19.qld

Last Altered: Tuesday, March 06, 2018 12:29:57 Pacific Standard Time

Printed: Tuesday, March 06, 2018 12:31:33 Pacific Standard Time

Method: Z:\Projects\PFAS.PRO\MethDB\PFAS\_FULL\_80C\_022718.mdb 28 Feb 2018 13:19:45

Calibration: Z:\Projects\PFAS.PRO\CurveDB\C18\_VAL-PFAS\_Q4\_03-01-18-FULL.cdb 05 Mar 2018 08:17:35

Name: 180301M1\_19, Date: 02-Mar-2018, Time: 04:06:52, ID: 1800327-10 OF-RW03-0218 0.11147, Description: OF-RW03-0218

	# Name	Trace	Area	IS Area	Wt./Vol.	RRF	Pred.RT	RT	y Axis Resp.	Conc.	%Rec
1	3 PFBS	299.0 > 79.7		1.03e3	0.111		2.60				
2	5 PFHxA	313.2 > 268.9		2.55e3	0.111		3.19				
3	7 PFHpA	363.0 > 318.9		5.53e3	0.111		3.81				
4	8 L-PFHxS	398.9 > 79.6	1.27e0	7.24e2	0.111		4.17	3.93	0.0220		
5	11 L-PFOA	413 > 368.7	8.51e1	8.57e3	0.111		4.40	4.32	0.124	0.3932	
6	14 PFNA	463.0 > 418.8		6.29e3	0.111		4.76				
7	16 L-PFOS	499 > 79.9		2.22e3	0.111		4.90				
8	18 PFDA	513 > 468.8		6.95e3	0.111		5.14				
9	21 N-MeFOSAA	570.1 > 419		3.17e3	0.111		5.29				
10	22 N-EtFOSAA	584.2 > 419		3.31e3	0.111		5.45				
11	23 PFUdA	563.0 > 518.9		8.97e3	0.111		5.46				

Dataset: Z:\Projects\PFAS.PRO\Results\180301M1\180301M1-19.qld

Last Altered: Tuesday, March 06, 2018 12:29:57 Pacific Standard Time

Printed: Tuesday, March 06, 2018 12:31:42 Pacific Standard Time

Method: Z:\Projects\PFAS.PRO\MethDB\PFAS\_FULL\_80C\_022718.mdb 28 Feb 2018 13:19:45

Calibration: Z:\Projects\PFAS.PRO\CurveDB\C18\_VAL-PFAS\_Q4\_03-01-18-FULL.cdb 05 Mar 2018 08:17:35

Name: 180301M1\_19, Date: 02-Mar-2018, Time: 04:06:52, ID: 1800327-10 OF-RW03-0218 0.11147, Description: OF-RW03-0218

#	Name	Trace	Area	IS Area	Wt./Vol.	RRF	Pred.RT	RT	y Axis Resp.	Conc.	%Rec	
1	25	PFDa	612.9 > 569.0	7.18e3	0.111		5.74					
2	27	PFTDA	662.9 > 618.9	7.18e3	0.111		5.98					
3	28	PFTeDA	712.9 > 668.8	3.62e3	0.111		6.20					
4	36	13C3-PFBS	302. > 98.8	1.03e3	9.52e3	0.111	0.125	2.69	2.69	1.36	97.4874	86.9
5	37	13C2-PFHxA	315 > 269.8	2.55e3	9.52e3	0.111	0.722	3.19	3.18	3.35	41.6260	92.8
6	38	13C4-PFHpA	367.2 > 321.8	5.53e3	9.52e3	0.111	0.687	3.81	3.80	7.26	94.8400	84.6
7	39	18O2-PFHxS	403.0 > 102.6	7.24e2	2.13e3	0.111	0.367	3.96	3.95	4.25	103.9848	92.7
8	40	13C2-PFOA	414.9 > 369.7	8.57e3	7.55e3	0.111	1.260	4.33	4.32	14.2	101.0750	90.1
9	41	13C5-PFNA	468.2 > 422.9	6.29e3	7.95e3	0.111	0.959	4.76	4.76	9.90	92.5795	82.6
10	42	13C8-PFOSA	506.1 > 77.7	1.92e3	1.05e4	0.111	0.229	4.83	4.83	2.29	89.5477	79.9
11	43	13C8-PFOS	507.0 > 79.9	2.22e3	2.25e3	0.111	1.053	4.84	4.84	12.3	104.6150	93.3
12	44	13C2-PFDA	515.1 > 469.9	6.95e3	8.53e3	0.111	0.977	5.14	5.14	10.2	93.4383	83.3
13	45	d3-N-MeFOSAA	573.3 > 419	3.17e3	1.05e4	0.111	0.384	5.29	5.29	3.77	87.9502	78.4
14	46	d5-N-EtFOSAA	589.3 > 419	3.31e3	1.05e4	0.111	0.403	5.45	5.45	3.94	87.8037	78.3
15	47	13C2-PFUdA	565 > 519.8	8.97e3	1.05e4	0.111	1.019	5.46	5.47	10.7	93.9180	83.8
16	48	13C2-PFDoA	615.0 > 569.7	7.18e3	1.05e4	0.111	0.908	5.74	5.75	8.54	84.4206	75.3
17	49	d3-N-MeFOSA	515.2 > 168.9		1.05e4	0.111	0.117	5.84				
18	50	13C2-PFTeDA	714.8 > 669.6	3.62e3	1.05e4	0.111	0.414	6.20	6.23	4.30	93.2968	83.2
19	51	d5-N-ETFOSA	531.1 > 168.9		1.05e4	0.111	0.181	6.22				
20	52	13C2-PFHxDA	815 > 769.7	2.70e3	1.05e4	0.111	0.782	6.51	6.56	3.21	36.7708	82.0
21	53	d7-N-MeFOSE	623.1 > 58.9		1.05e4	0.111	0.172	6.31				
22	54	d9-N-EtFOSE	639.2 > 58.8		1.05e4	0.111	0.146	6.45				
23	55	13C4-PFBA	217. > 171.8	8.03e3	8.03e3	0.111	1.000	1.46	1.44	12.5	112.1378	100.0
24	56	13C5-PFHxA	318 > 272.9	9.52e3	9.52e3	0.111	1.000	3.19	3.18	12.5	112.1378	100.0
25	57	13C3-PFHxS	401.9 > 79.9	2.13e3	2.13e3	0.111	1.000	3.96	3.95	12.5	112.1378	100.0
26	58	13C8-PFOA	421.3 > 376	7.55e3	7.55e3	0.111	1.000	4.33	4.33	12.5	112.1378	100.0
27	59	13C9-PFNA	472.2 > 426.9	7.95e3	7.95e3	0.111	1.000	4.70	4.76	12.5	112.1378	100.0
28	60	13C4-PFOS	503 > 79.9	2.25e3	2.25e3	0.111	1.000	4.84	4.84	12.5	112.1378	100.0
29	61	13C6-PFDA	519.1 > 473.7	8.53e3	8.53e3	0.111	1.000	5.14	5.14	12.5	112.1378	100.0
30	62	13C7-PFUdA	570.1 > 524.8	1.05e4	1.05e4	0.111	1.000	5.46	5.47	12.5	112.1378	100.0
31	63	Total PFHxS	398.9 > 79.6	1.27e0	7.24e2	0.111		3.85		0.000		
32	64	Total PFOA	413 > 368.7	8.51e1	8.57e3	0.111		4.21		0.124	0.3932	

KBF 3/6/2018

Dataset: Z:\Projects\PFAS.PRO\Results\180301M1\180301M1-19.qld

Last Altered: Tuesday, March 06, 2018 12:29:57 Pacific Standard Time

Printed: Tuesday, March 06, 2018 12:31:42 Pacific Standard Time

**Name: 180301M1\_19, Date: 02-Mar-2018, Time: 04:06:52, ID: 1800327-10 OF-RW03-0218 0.11147, Description: OF-RW03-0218**

	# Name	Trace	Area	IS Area	Wt./Vol.	RRF	Pred.RT	RT	y Axis Resp.	Conc.	%Rec
33	65 Total PFOS	499 > 79.9	0.00e0	2.22e3	0.111		4.73		0.000		
34	66 Total N-MeFOSAA	570.1 > 419	0.00e0	3.17e3	0.111		5.29		0.000		
35	67 Total N-EtFOSAA	584.2 > 419	0.00e0	3.31e3	0.111		5.45		0.000		

Dataset: Z:\Projects\PFAS.PRO\Results\180301M1\180301M1-19.qld

Last Altered: Tuesday, March 06, 2018 12:29:57 Pacific Standard Time

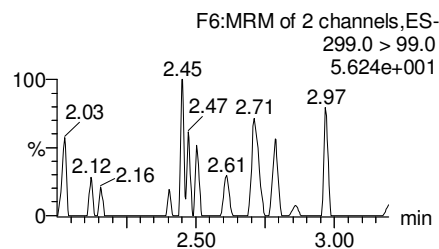
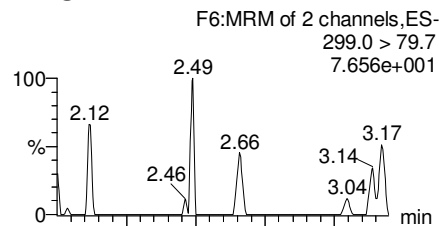
Printed: Tuesday, March 06, 2018 12:31:42 Pacific Standard Time

Method: Z:\Projects\PFAS.PRO\MethDB\PFAS\_FULL\_80C\_022718.mdb 28 Feb 2018 13:19:45

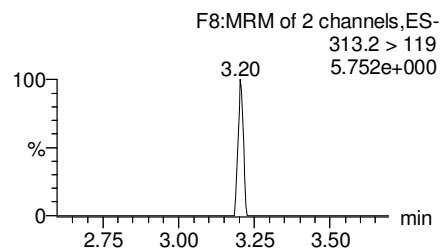
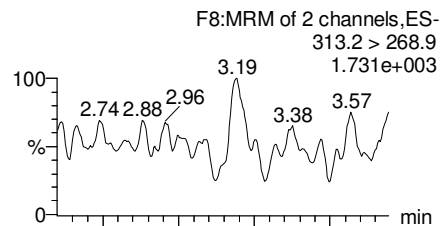
Calibration: Z:\Projects\PFAS.PRO\CurveDB\C18\_VAL-PFAS\_Q4\_03-01-18-FULL.cdb 05 Mar 2018 08:17:35

Name: 180301M1\_19, Date: 02-Mar-2018, Time: 04:06:52, ID: 1800327-10 OF-RW03-0218 0.11147, Description: OF-RW03-0218

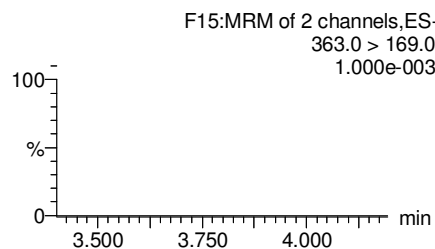
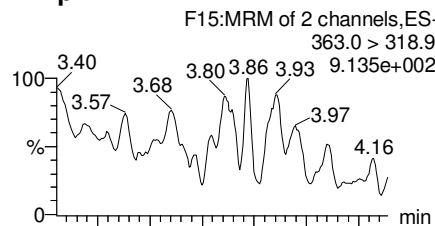
**PFBS**



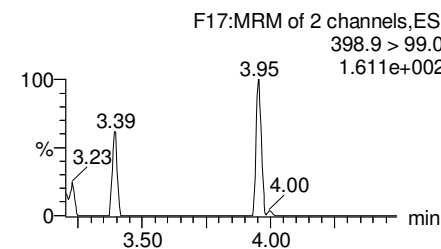
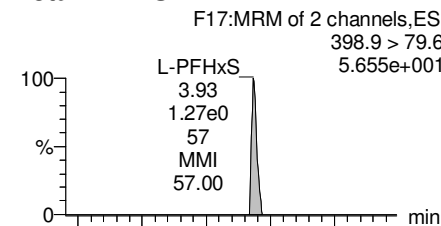
**PFHxA**



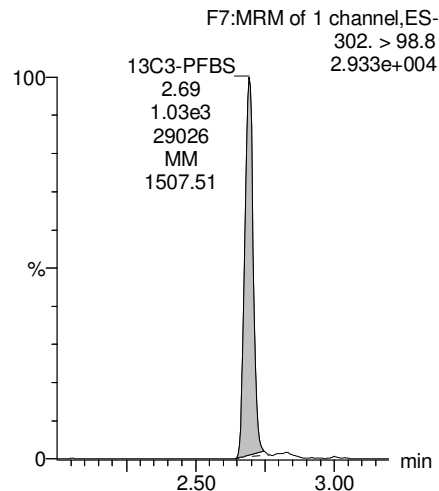
**PFHpA**



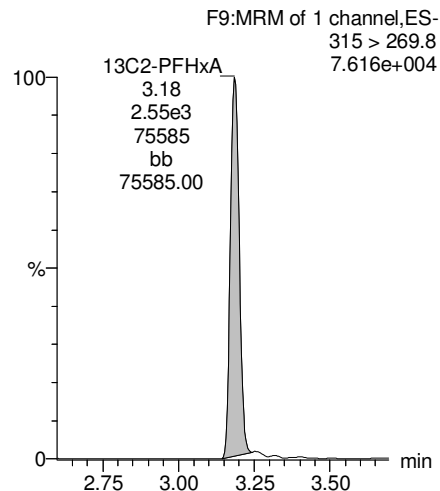
**Total PFHxS**



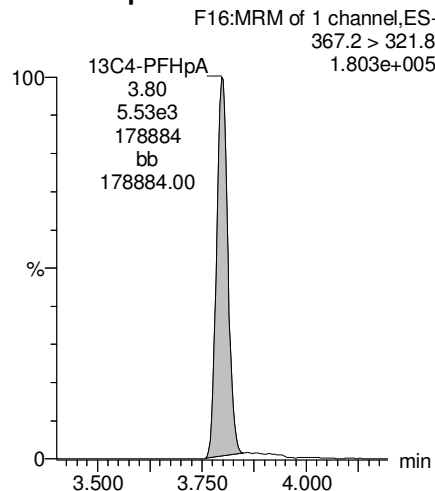
**13C3-PFBS**



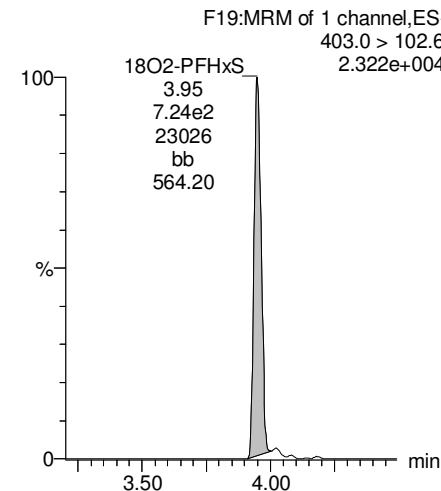
**13C2-PFHxA**



**13C4-PFHpA**



**18O2-PFHxS**



Dataset: Z:\Projects\PFAS.PRO\Results\180301M1\180301M1-19.qld

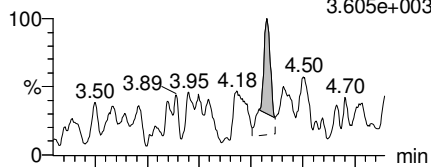
Last Altered: Tuesday, March 06, 2018 12:29:57 Pacific Standard Time

Printed: Tuesday, March 06, 2018 12:31:42 Pacific Standard Time

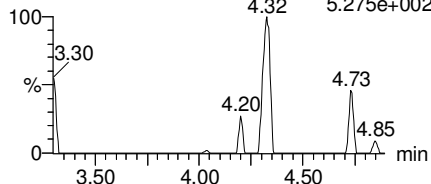
Name: 180301M1\_19, Date: 02-Mar-2018, Time: 04:06:52, ID: 1800327-10 OF-RW03-0218 0.11147, Description: OF-RW03-0218

**Total PFOA**

F20:MRM of 2 channels,ES-  
413 > 368.7  
3.605e+003

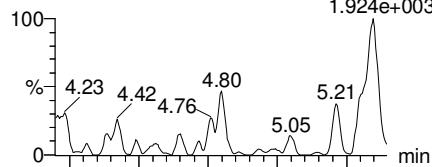


F20:MRM of 2 channels,ES-  
413 > 169  
5.275e+002




**PFNA**

F26:MRM of 2 channels,ES-  
463.0 > 418.8  
1.924e+003




F26:MRM of 2 channels,ES-  
463.0 > 219.0  
1.000e-003

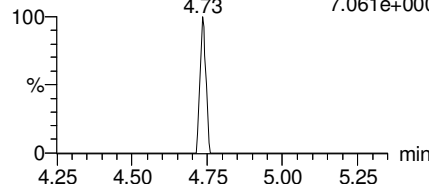


**Total PFOS**

F31:MRM of 2 channels,ES-  
499 > 79.9  
1.000e-003

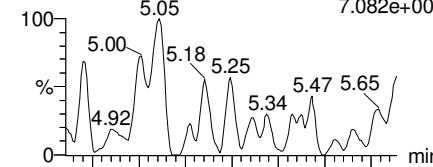


F31:MRM of 2 channels,ES-  
499 > 99  
7.061e+000

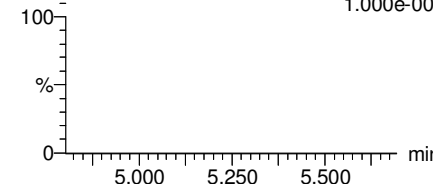


**PFDA**

F36:MRM of 2 channels,ES-  
513 > 468.8  
7.082e+002

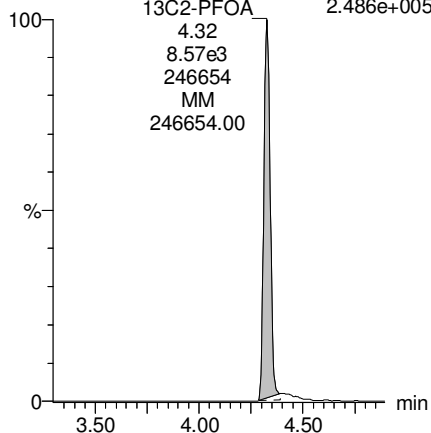


F36:MRM of 2 channels,ES-  
513 > 219  
1.000e-003



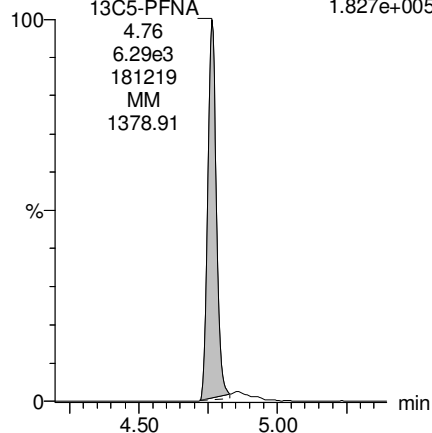
**13C2-PFOA**

F21:MRM of 1 channel,ES-  
414.9 > 369.7  
2.486e+005



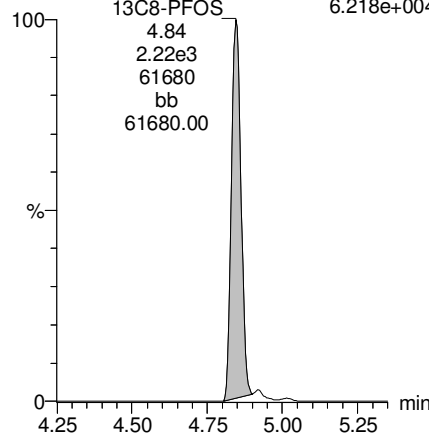
**13C5-PFNA**

F27:MRM of 1 channel,ES-  
468.2 > 422.9  
1.827e+005



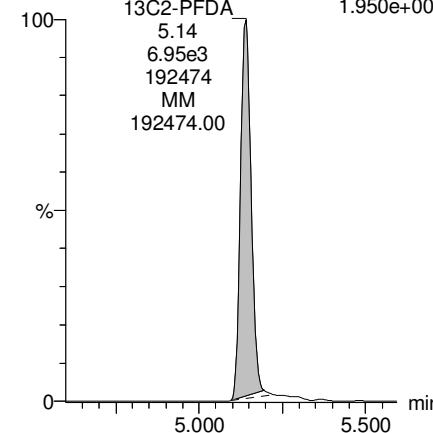
**13C8-PFOS**

F34:MRM of 1 channel,ES-  
507.0 > 79.9  
6.218e+004



**13C2-PFDA**

F37:MRM of 1 channel,ES-  
515.1 > 469.9  
1.950e+005



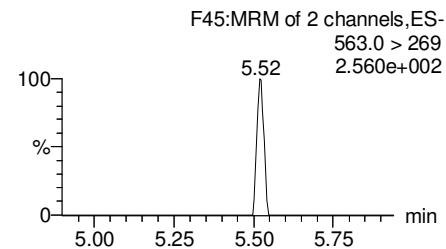
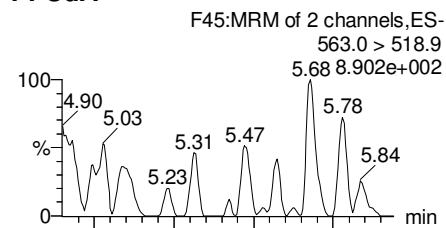
Dataset: Z:\Projects\PFAS.PRO\Results\180301M1\180301M1-19.qld

Last Altered: Tuesday, March 06, 2018 12:29:57 Pacific Standard Time

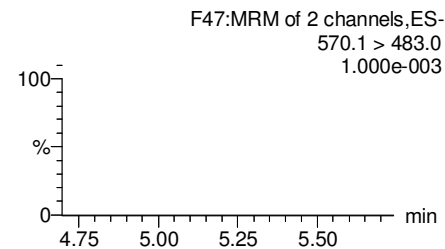
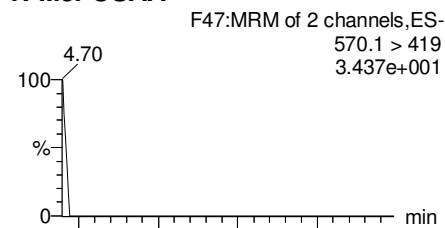
Printed: Tuesday, March 06, 2018 12:31:42 Pacific Standard Time

Name: 180301M1\_19, Date: 02-Mar-2018, Time: 04:06:52, ID: 1800327-10 OF-RW03-0218 0.11147, Description: OF-RW03-0218

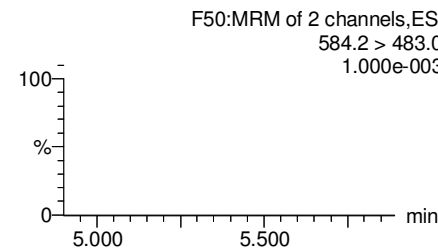
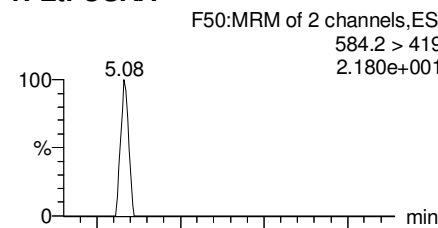
**PFUdA**



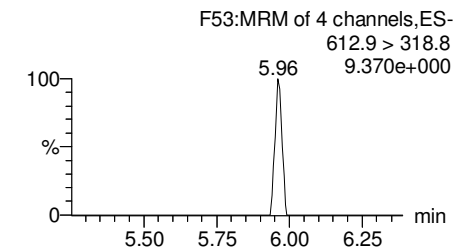
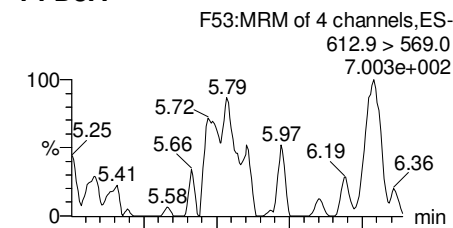
**N-MeFOSAA**



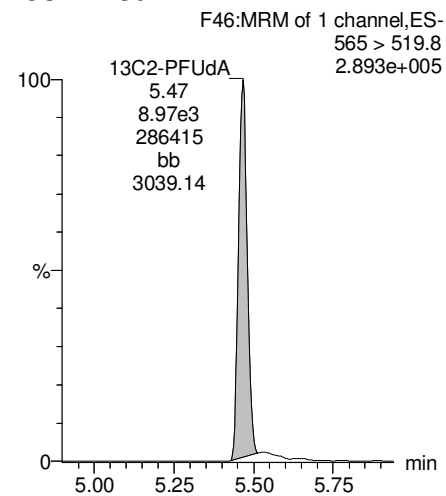
**N-EtFOSAA**



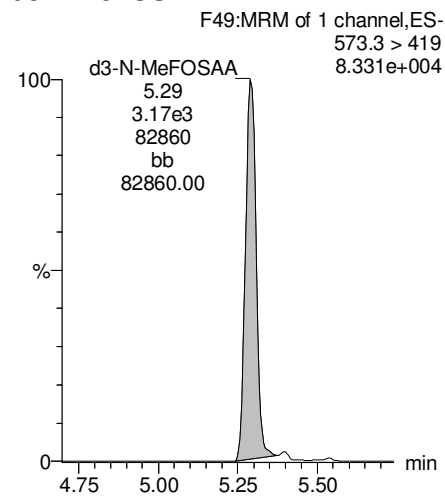
**PFDaA**



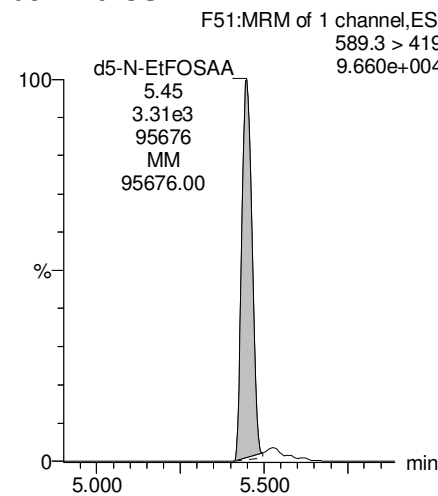
**13C2-PFUdA**



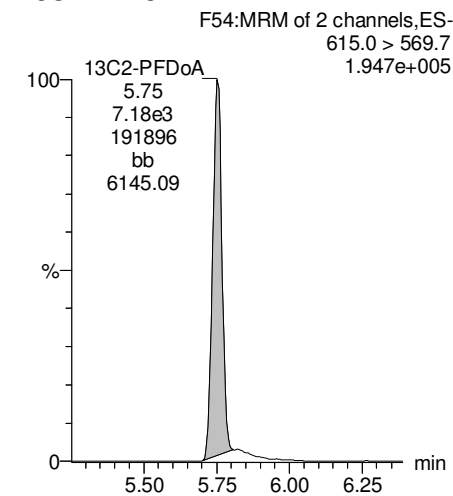
**d3-N-MeFOSAA**



**d5-N-EtFOSAA**



**13C2-PFDaA**



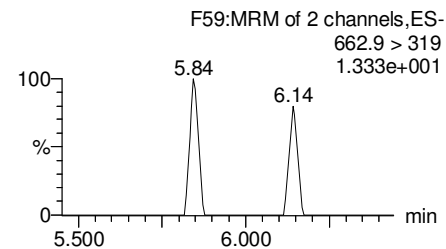
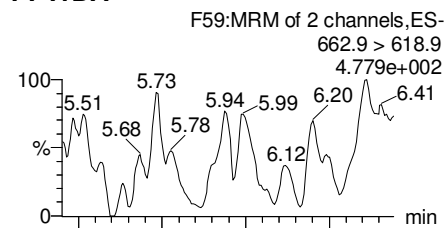
Dataset: Z:\Projects\PFAS.PRO\Results\180301M1\180301M1-19.qld

Last Altered: Tuesday, March 06, 2018 12:29:57 Pacific Standard Time

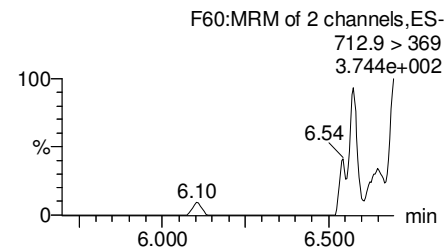
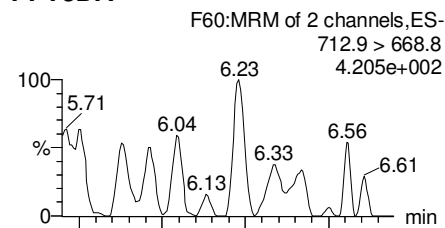
Printed: Tuesday, March 06, 2018 12:31:42 Pacific Standard Time

Name: 180301M1\_19, Date: 02-Mar-2018, Time: 04:06:52, ID: 1800327-10 OF-RW03-0218 0.11147, Description: OF-RW03-0218

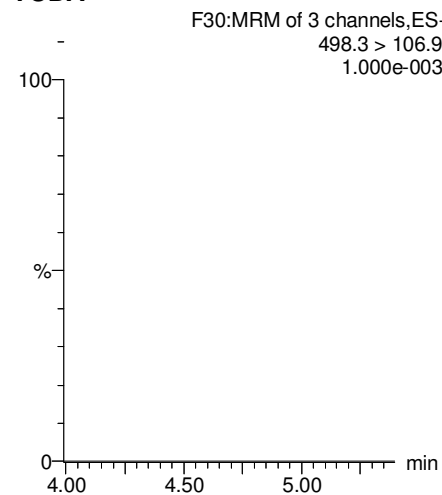
**PFTrDA**



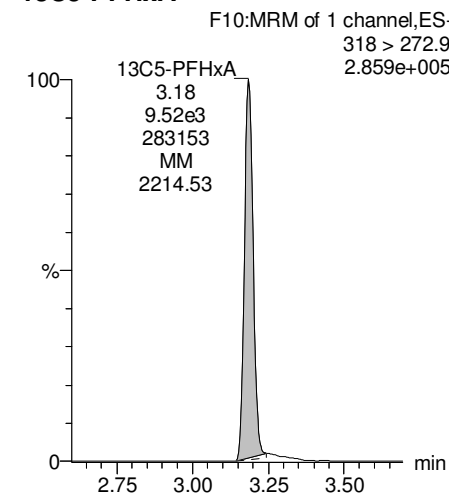
**PFTeDA**



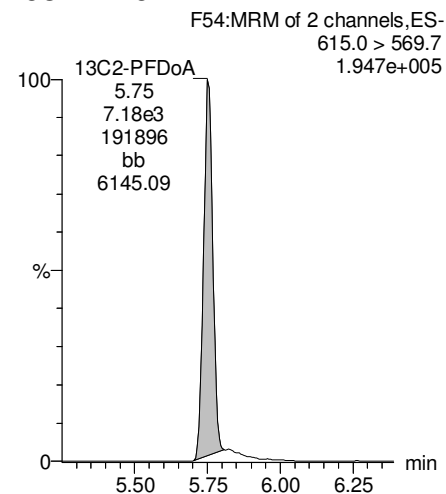
**TCDA**



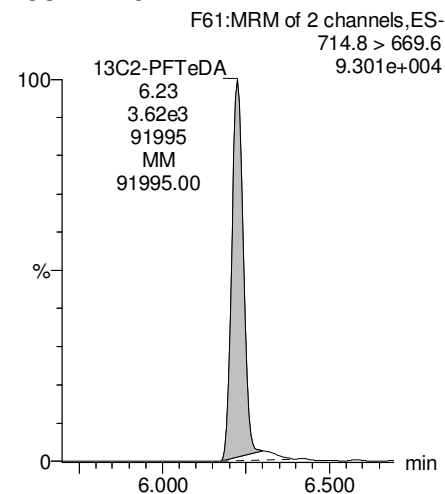
**13C5-PFHxA**



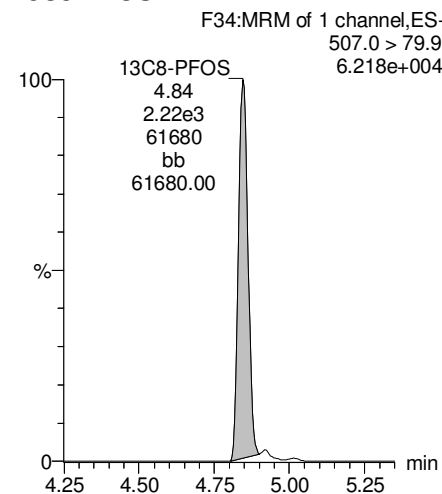
**13C2-PFDoA**



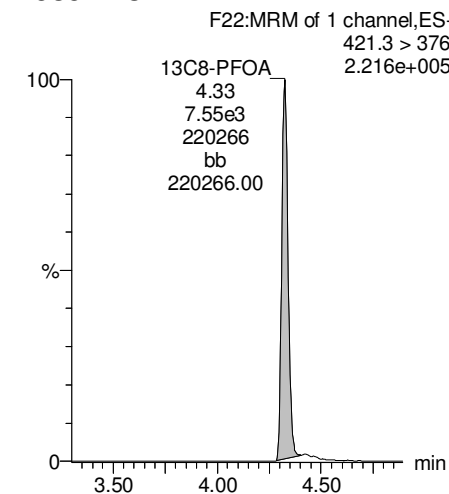
**13C2-PFTeDA**



**13C8-PFOS**



**13C8-PFOA**



Dataset: Z:\Projects\PFAS.PRO\Results\180301M1\180301M1-19.qld

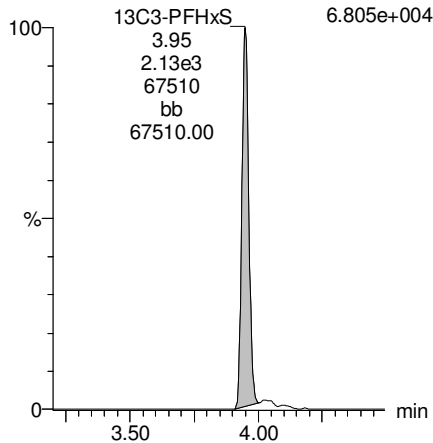
Last Altered: Tuesday, March 06, 2018 12:29:57 Pacific Standard Time

Printed: Tuesday, March 06, 2018 12:31:42 Pacific Standard Time

Name: 180301M1\_19, Date: 02-Mar-2018, Time: 04:06:52, ID: 1800327-10 OF-RW03-0218 0.11147, Description: OF-RW03-0218

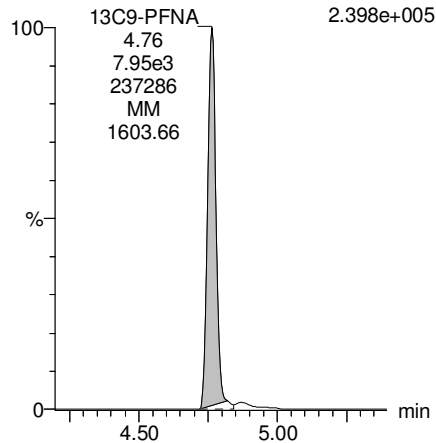
13C3-PFHxS

F18:MRM of 1 channel,ES-  
401.9 > 79.9  
6.805e+004



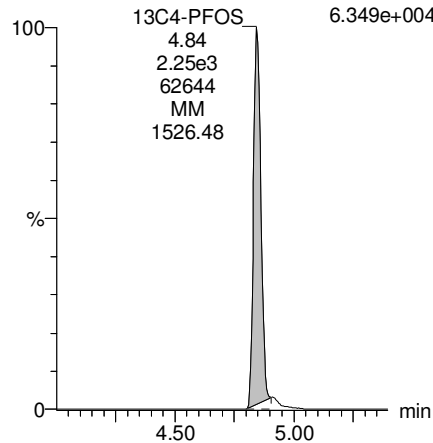
13C9-PFNA

F28:MRM of 1 channel,ES-  
472.2 > 426.9  
2.398e+005



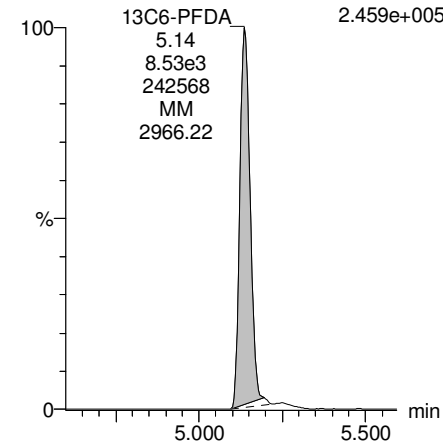
13C4-PFOS

F32:MRM of 1 channel,ES-  
503 > 79.9  
6.349e+004



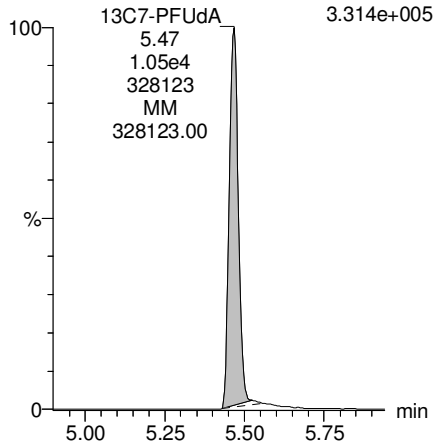
13C6-PFDA

F39:MRM of 1 channel,ES-  
519.1 > 473.7  
2.459e+005



13C7-PFUdA

F48:MRM of 1 channel,ES-  
570.1 > 524.8  
3.314e+005





Dataset: Z:\Projects\PFAS.PRO\Results\180301M1\180301M1-20.qld

Last Altered: Tuesday, March 06, 2018 12:36:34 Pacific Standard Time

Printed: Tuesday, March 06, 2018 12:37:34 Pacific Standard Time

Method: Z:\Projects\PFAS.PRO\MethDB\PFAS\_FULL\_80C\_022718.mdb 28 Feb 2018 13:19:45

Calibration: Z:\Projects\PFAS.PRO\CurveDB\C18\_VAL-PFAS\_Q4\_03-01-18-FULL.cdb 05 Mar 2018 08:17:35

Name: 180301M1\_20, Date: 02-Mar-2018, Time: 04:18:19, ID: 1800327-11 OF-FB03-0218 0.11762, Description: OF-FB03-0218

	# Name	Trace	Area	IS Area	Wt./Vol.	RRF	Pred.RT	RT	y Axis Resp.	Conc.	%Rec
1	3 PFBS	299.0 > 79.7		1.10e3	0.118		2.60				
2	5 PFHxA	313.2 > 268.9		2.22e3	0.118		3.19				
3	7 PFHpA	363.0 > 318.9		5.55e3	0.118		3.81				
4	8 L-PFHxS	398.9 > 79.6	2.72e0	7.98e2	0.118		4.17	3.93	0.0426		
5	11 L-PFOA	413 > 368.7		7.74e3	0.118		4.40				
6	14 PFNA	463.0 > 418.8		5.32e3	0.118		4.76				
7	16 L-PFOS	499 > 79.9		2.31e3	0.118		4.90				
8	18 PFDA	513 > 468.8		6.72e3	0.118		5.14				
9	21 N-MeFOSAA	570.1 > 419		2.95e3	0.118		5.29				
10	22 N-EtFOSAA	584.2 > 419		3.07e3	0.118		5.45				
11	23 PFUdA	563.0 > 518.9		7.11e3	0.118		5.46				

Dataset: Z:\Projects\PFAS.PRO\Results\180301M1\180301M1-20.qld

Last Altered: Tuesday, March 06, 2018 12:36:34 Pacific Standard Time

Printed: Tuesday, March 06, 2018 12:37:44 Pacific Standard Time

Method: Z:\Projects\PFAS.PRO\MethDB\PFAS\_FULL\_80C\_022718.mdb 28 Feb 2018 13:19:45

Calibration: Z:\Projects\PFAS.PRO\CurveDB\C18\_VAL-PFAS\_Q4\_03-01-18-FULL.cdb 05 Mar 2018 08:17:35

Name: 180301M1\_20, Date: 02-Mar-2018, Time: 04:18:19, ID: 1800327-11 OF-FB03-0218 0.11762, Description: OF-FB03-0218

#	Name	Trace	Area	IS Area	Wt./Vol.	RRF	Pred.RT	RT	y Axis Resp.	Conc.	%Rec
1	25	PFDa	612.9 > 569.0	5.95e3	0.118		5.74				
2	27	PFTDA	662.9 > 618.9	5.95e3	0.118		5.98				
3	28	PFTeDA	712.9 > 668.8	1.56e1	2.75e3	0.118	6.20	6.22	0.0707	1.6417	
4	36	13C3-PFBS	302. > 98.8	1.10e3	8.69e3	0.118	0.125	2.69	2.69	1.58	107.6714
5	37	13C2-PFHxA	315 > 269.8	2.22e3	8.69e3	0.118	0.722	3.19	3.18	3.20	37.6388
6	38	13C4-PFHpA	367.2 > 321.8	5.55e3	8.69e3	0.118	0.687	3.81	3.79	7.98	98.8118
7	39	18O2-PFHxS	403.0 > 102.6	7.98e2	2.24e3	0.118	0.367	3.96	3.95	4.46	103.2218
8	40	13C2-PFOA	414.9 > 369.7	7.74e3	6.72e3	0.118	1.260	4.33	4.32	14.4	97.0493
9	41	13C5-PFNA	468.2 > 422.9	5.32e3	7.84e3	0.118	0.959	4.76	4.76	8.49	75.2213
10	42	13C8-PFOSA	506.1 > 77.7	1.31e3	1.14e4	0.118	0.229	4.83	4.83	1.43	53.1264
11	43	13C8-PFOS	507.0 > 79.9	2.31e3	2.60e3	0.118	1.053	4.84	4.84	11.1	89.7155
12	44	13C2-PFDA	515.1 > 469.9	6.72e3	7.96e3	0.118	0.977	5.14	5.14	10.6	91.8766
13	45	d3-N-MeFOSAA	573.3 > 419	2.95e3	1.14e4	0.118	0.384	5.29	5.29	3.23	71.4126
14	46	d5-N-EtFOSAA	589.3 > 419	3.07e3	1.14e4	0.118	0.403	5.45	5.45	3.36	70.9647
15	47	13C2-PFUdA	565 > 519.8	7.11e3	1.14e4	0.118	1.019	5.46	5.46	7.78	64.8616
16	48	13C2-PFDoA	615.0 > 569.7	5.95e3	1.14e4	0.118	0.908	5.74	5.75	6.52	61.0265
17	49	d3-N-MeFOSA	515.2 > 168.9		1.14e4	0.118	0.117	5.84			
18	50	13C2-PFTeDA	714.8 > 669.6	2.75e3	1.14e4	0.118	0.414	6.20	6.22	3.01	61.8549
19	51	d5-N-ETFOSA	531.1 > 168.9		1.14e4	0.118	0.181	6.22			
20	52	13C2-PFHxDA	815 > 769.7	2.17e3	1.14e4	0.118	0.782	6.51	6.56	2.37	25.7945
21	53	d7-N-MeFOSE	623.1 > 58.9		1.14e4	0.118	0.172	6.31			
22	54	d9-N-EtFOSE	639.2 > 58.8		1.14e4	0.118	0.146	6.45			
23	55	13C4-PFBA	217. > 171.8	7.85e3	7.85e3	0.118	1.000	1.46	1.44	12.5	106.2744
24	56	13C5-PFHxA	318 > 272.9	8.69e3	8.69e3	0.118	1.000	3.19	3.18	12.5	106.2744
25	57	13C3-PFHxS	401.9 > 79.9	2.24e3	2.24e3	0.118	1.000	3.96	3.95	12.5	106.2744
26	58	13C8-PFOA	421.3 > 376	6.72e3	6.72e3	0.118	1.000	4.33	4.32	12.5	106.2744
27	59	13C9-PFNA	472.2 > 426.9	7.84e3	7.84e3	0.118	1.000	4.70	4.76	12.5	106.2744
28	60	13C4-PFOS	503 > 79.9	2.60e3	2.60e3	0.118	1.000	4.84	4.84	12.5	106.2744
29	61	13C6-PFDA	519.1 > 473.7	7.96e3	7.96e3	0.118	1.000	5.14	5.14	12.5	106.2744
30	62	13C7-PFUdA	570.1 > 524.8	1.14e4	1.14e4	0.118	1.000	5.46	5.46	12.5	106.2744
31	63	Total PFHxS	398.9 > 79.6	2.72e0	7.98e2	0.118		3.85		0.000	
32	64	Total PFOA	413 > 368.7	0.00e0	7.74e3	0.118		4.21		0.000	

KBF 3/6/2018

Dataset: Z:\Projects\PFAS.PRO\Results\180301M1\180301M1-20.qld

Last Altered: Tuesday, March 06, 2018 12:36:34 Pacific Standard Time

Printed: Tuesday, March 06, 2018 12:37:44 Pacific Standard Time

**Name: 180301M1\_20, Date: 02-Mar-2018, Time: 04:18:19, ID: 1800327-11 OF-FB03-0218 0.11762, Description: OF-FB03-0218**

	# Name	Trace	Area	IS Area	Wt./Vol.	RRF	Pred.RT	RT	y Axis Resp.	Conc.	%Rec
33	65 Total PFOS	499 > 79.9	0.00e0	2.31e3	0.118		4.73		0.000		
34	66 Total N-MeFOSAA	570.1 > 419	0.00e0	2.95e3	0.118		5.29		0.000		
35	67 Total N-EtFOSAA	584.2 > 419	0.00e0	3.07e3	0.118		5.45		0.000		

Dataset: Z:\Projects\PFAS.PRO\Results\180301M1\180301M1-20.qld

Last Altered: Tuesday, March 06, 2018 12:36:34 Pacific Standard Time

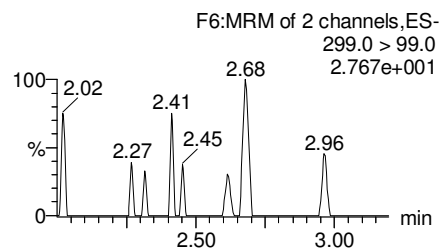
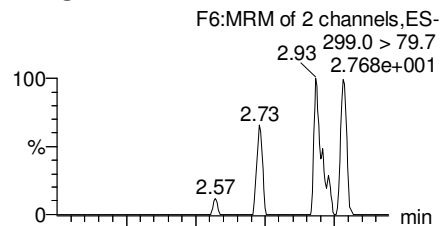
Printed: Tuesday, March 06, 2018 12:37:44 Pacific Standard Time

Method: Z:\Projects\PFAS.PRO\MethDB\PFAS\_FULL\_80C\_022718.mdb 28 Feb 2018 13:19:45

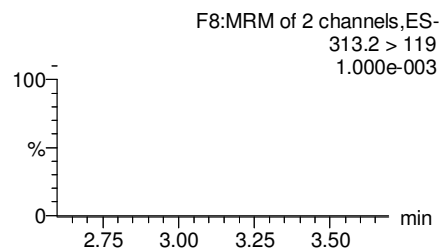
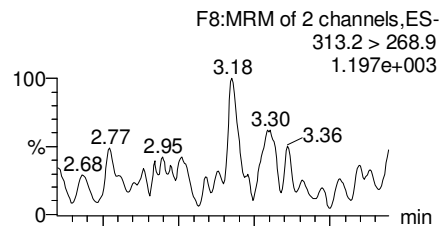
Calibration: Z:\Projects\PFAS.PRO\CurveDB\C18\_VAL-PFAS\_Q4\_03-01-18-FULL.cdb 05 Mar 2018 08:17:35

Name: 180301M1\_20, Date: 02-Mar-2018, Time: 04:18:19, ID: 1800327-11 OF-FB03-0218 0.11762, Description: OF-FB03-0218

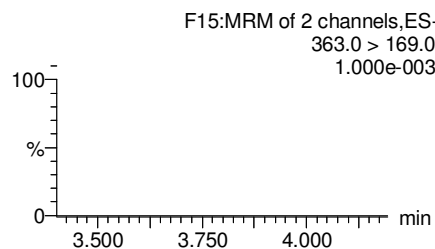
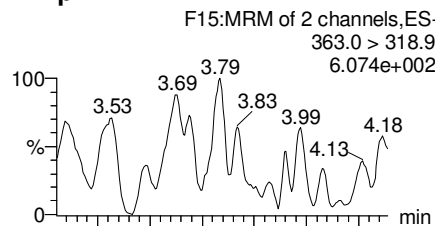
**PFBS**



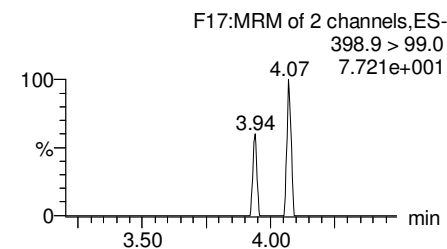
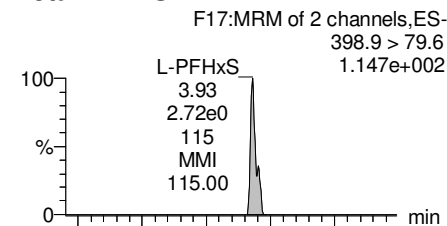
**PFHxA**



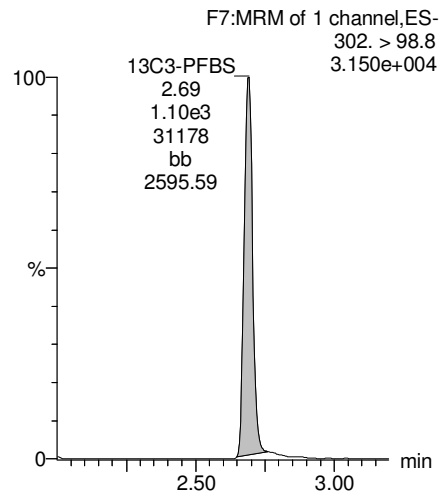
**PFHpA**



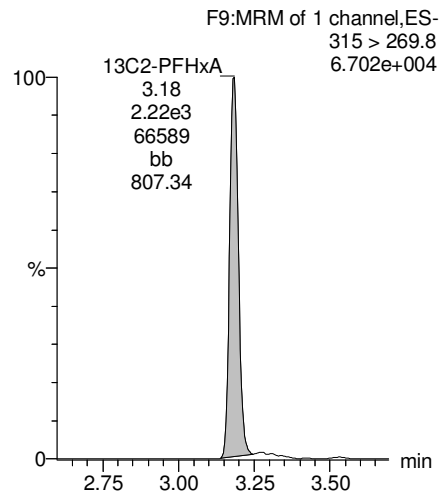
**Total PFHxS**



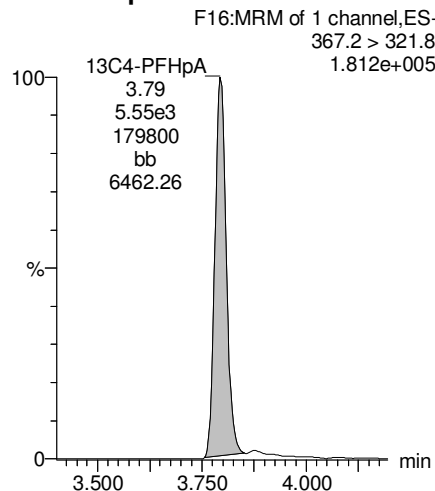
**13C3-PFBS**



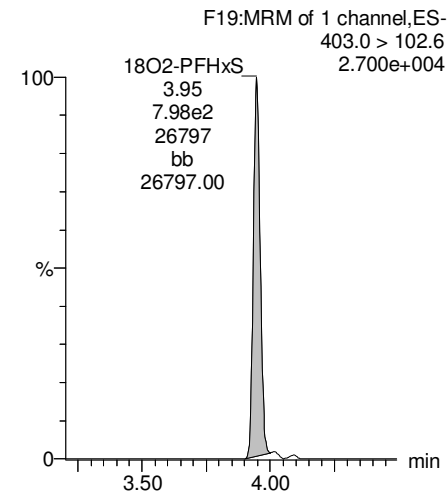
**13C2-PFHxA**



**13C4-PFHpA**



**18O2-PFHxS**



Dataset: Z:\Projects\PFAS.PRO\Results\180301M1\180301M1-20.qld

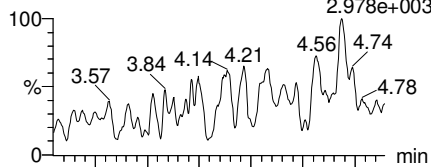
Last Altered: Tuesday, March 06, 2018 12:36:34 Pacific Standard Time

Printed: Tuesday, March 06, 2018 12:37:44 Pacific Standard Time

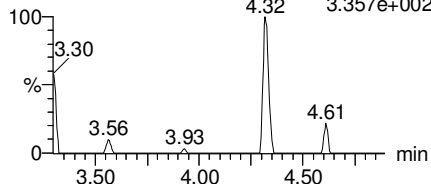
Name: 180301M1\_20, Date: 02-Mar-2018, Time: 04:18:19, ID: 1800327-11 OF-FB03-0218 0.11762, Description: OF-FB03-0218

**Total PFOA**

F20:MRM of 2 channels,ES-  
413 > 368.7  
2.978e+003

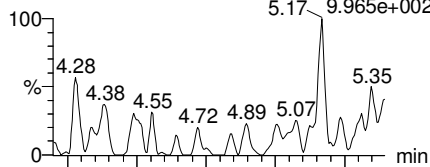


F20:MRM of 2 channels,ES-  
413 > 169  
3.357e+002




**PFNA**

F26:MRM of 2 channels,ES-  
463.0 > 418.8  
9.965e+002




F26:MRM of 2 channels,ES-  
463.0 > 219.0  
1.000e-003

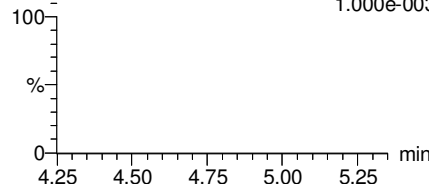


**Total PFOS**

F31:MRM of 2 channels,ES-  
499 > 79.9  
1.000e-003

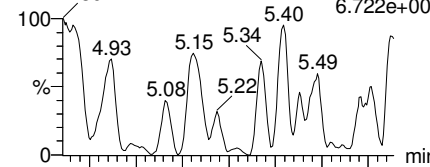


F31:MRM of 2 channels,ES-  
499 > 99  
1.000e-003

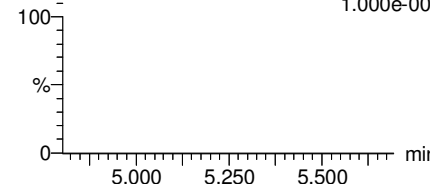


**PFDA**

F36:MRM of 2 channels,ES-  
513 > 468.8  
6.722e+002

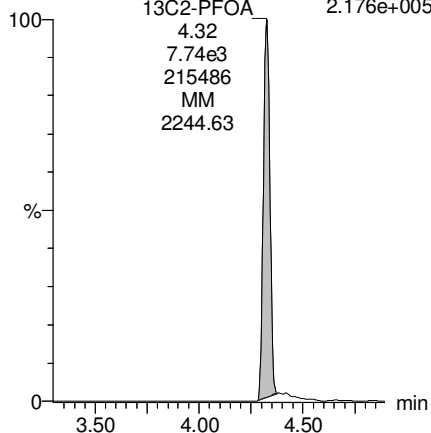


F36:MRM of 2 channels,ES-  
513 > 219  
1.000e-003



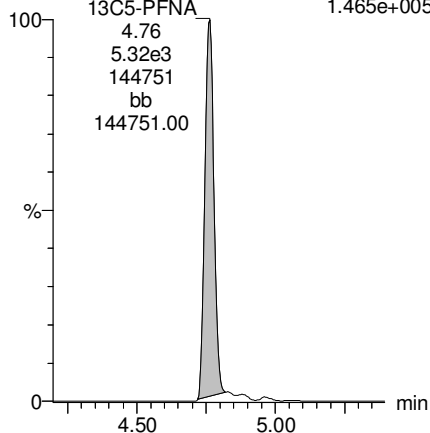
**13C2-PFOA**

F21:MRM of 1 channel,ES-  
414.9 > 369.7  
2.176e+005



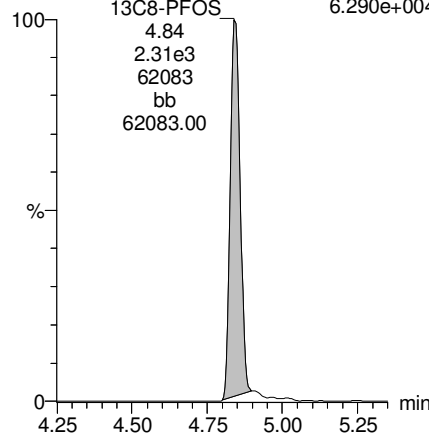
**13C5-PFNA**

F27:MRM of 1 channel,ES-  
468.2 > 422.9  
1.465e+005



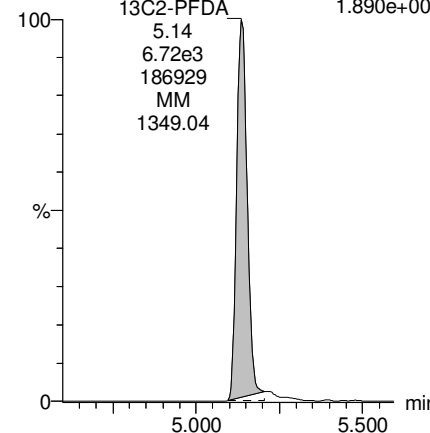
**13C8-PFOS**

F34:MRM of 1 channel,ES-  
507.0 > 79.9  
6.290e+004



**13C2-PFDA**

F37:MRM of 1 channel,ES-  
515.1 > 469.9  
1.890e+005



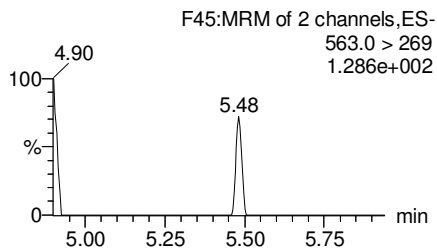
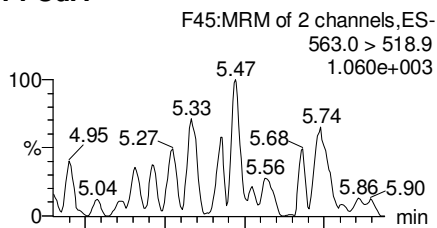
Dataset: Z:\Projects\PFAS.PRO\Results\180301M1\180301M1-20.qld

Last Altered: Tuesday, March 06, 2018 12:36:34 Pacific Standard Time

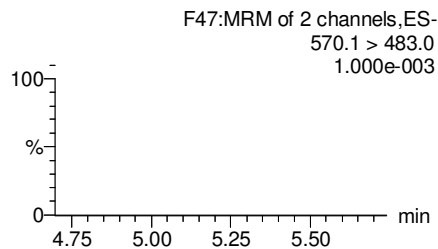
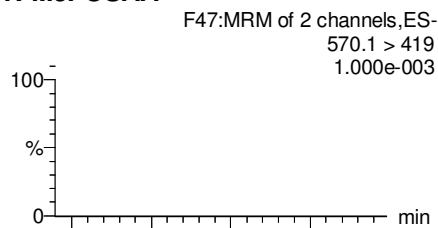
Printed: Tuesday, March 06, 2018 12:37:44 Pacific Standard Time

Name: 180301M1\_20, Date: 02-Mar-2018, Time: 04:18:19, ID: 1800327-11 OF-FB03-0218 0.11762, Description: OF-FB03-0218

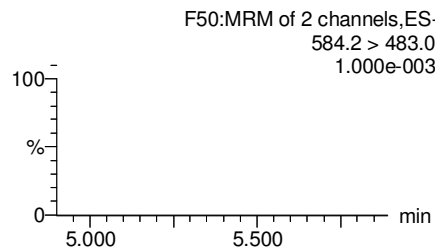
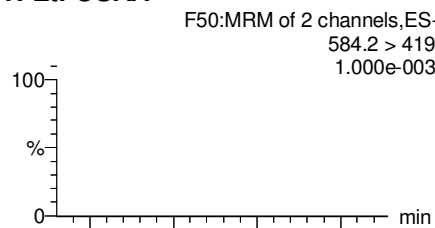
**PFUdA**



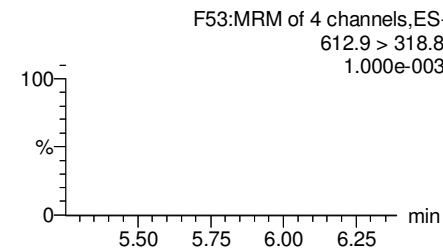
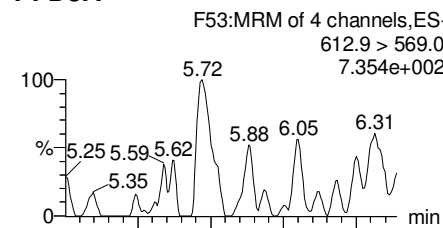
**N-MeFOSAA**



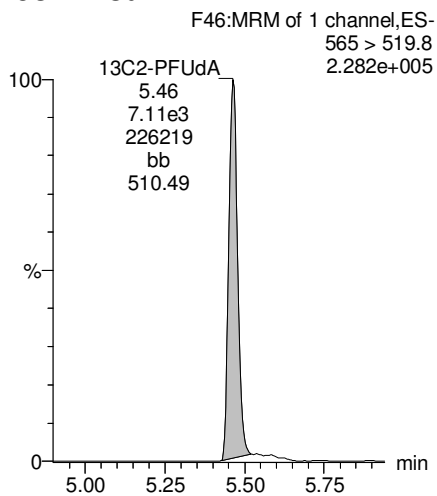
**N-EtFOSAA**



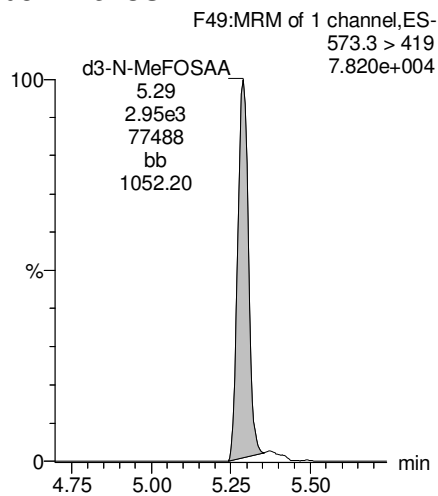
**PFDaA**



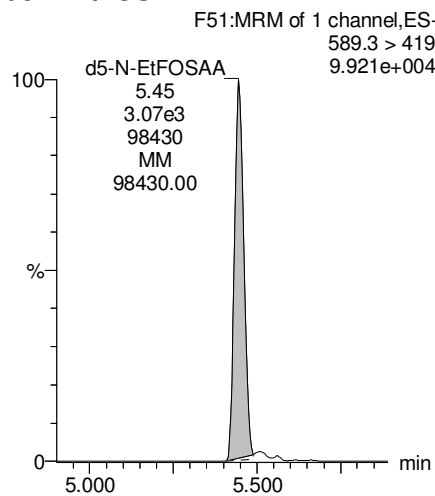
**13C2-PFUdA**



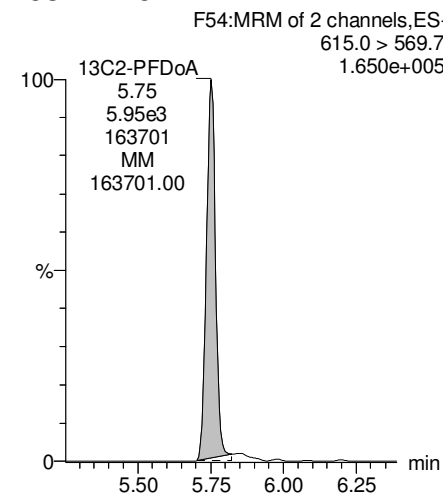
**d3-N-MeFOSAA**



**d5-N-EtFOSAA**



**13C2-PFDaA**



Dataset: Z:\Projects\PFAS.PRO\Results\180301M1\180301M1-20.qld

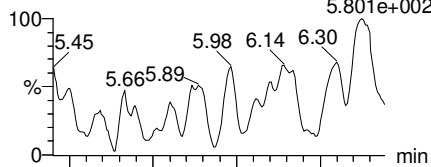
Last Altered: Tuesday, March 06, 2018 12:36:34 Pacific Standard Time

Printed: Tuesday, March 06, 2018 12:37:44 Pacific Standard Time

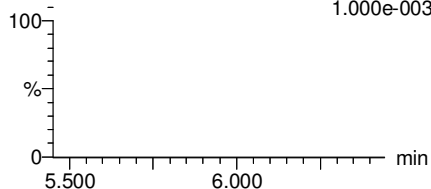
Name: 180301M1\_20, Date: 02-Mar-2018, Time: 04:18:19, ID: 1800327-11 OF-FB03-0218 0.11762, Description: OF-FB03-0218

**PFTrDA**

F59:MRM of 2 channels,ES-  
662.9 > 618.9  
5.801e+002

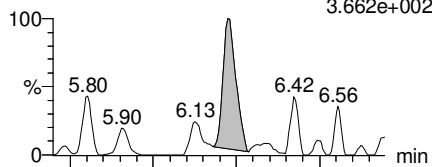


F59:MRM of 2 channels,ES-  
662.9 > 319  
1.000e-003

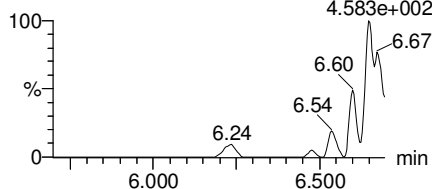


**PFTeDA**

F60:MRM of 2 channels,ES-  
712.9 > 668.8  
3.662e+002

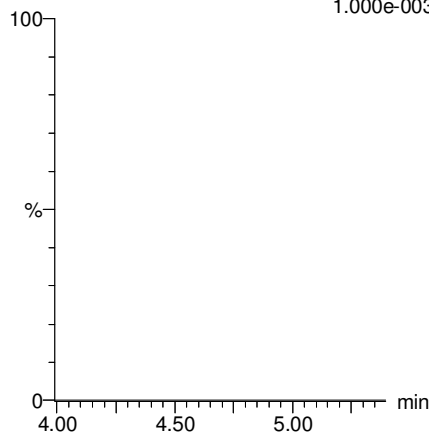


F60:MRM of 2 channels,ES-  
712.9 > 369  
4.583e+002



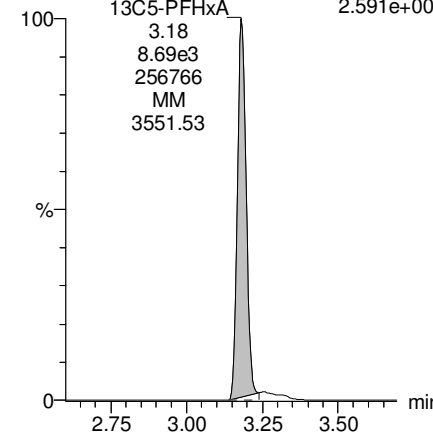
**TCDA**

F30:MRM of 3 channels,ES-  
498.3 > 106.9  
1.000e-003



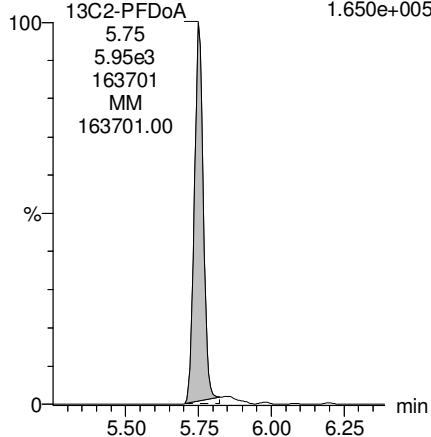
**13C5-PFHxA**

F10:MRM of 1 channel,ES-  
318 > 272.9  
2.591e+005



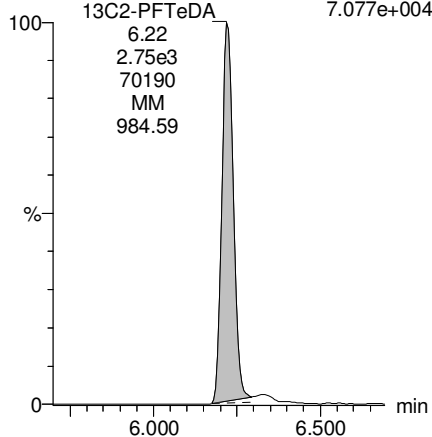
**13C2-PFDoA**

F54:MRM of 2 channels,ES-  
615.0 > 569.7  
1.650e+005



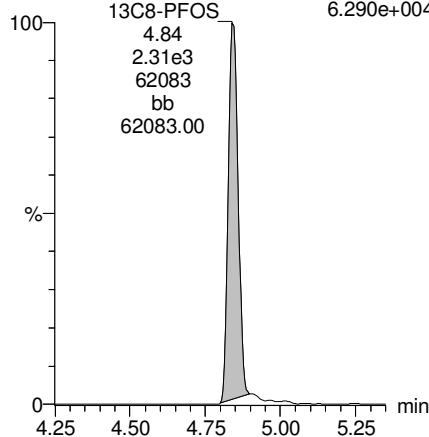
**13C2-PFTeDA**

F61:MRM of 2 channels,ES-  
714.8 > 669.6  
7.077e+004



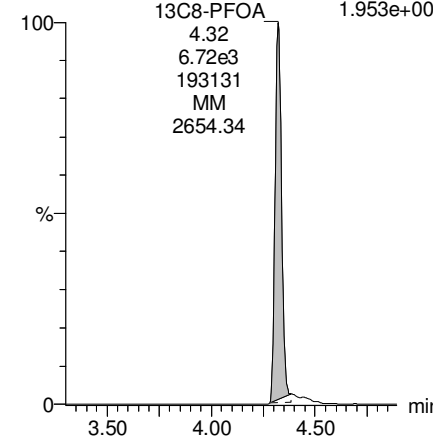
**13C8-PFOS**

F34:MRM of 1 channel,ES-  
507.0 > 79.9  
6.290e+004



**13C8-PFOA**

F22:MRM of 1 channel,ES-  
421.3 > 376  
1.953e+005



Dataset: Z:\Projects\PFAS.PRO\Results\180301M1\180301M1-20.qld

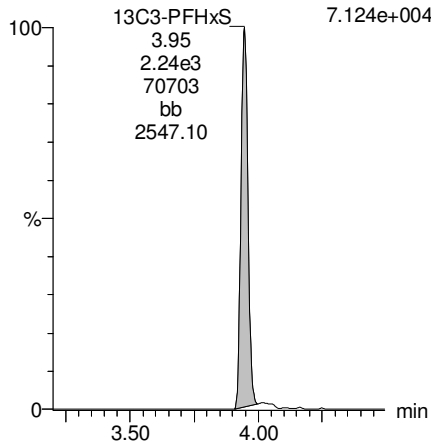
Last Altered: Tuesday, March 06, 2018 12:36:34 Pacific Standard Time

Printed: Tuesday, March 06, 2018 12:37:44 Pacific Standard Time

Name: 180301M1\_20, Date: 02-Mar-2018, Time: 04:18:19, ID: 1800327-11 OF-FB03-0218 0.11762, Description: OF-FB03-0218

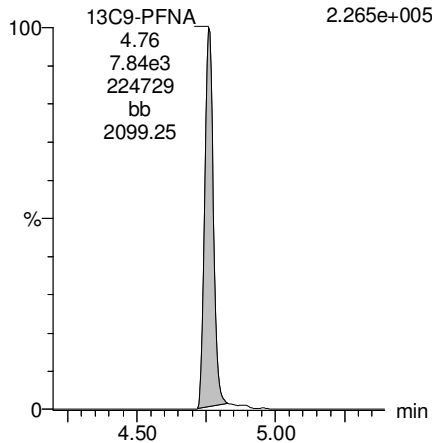
**13C3-PFHxS**

F18:MRM of 1 channel,ES-  
401.9 > 79.9  
7.124e+004



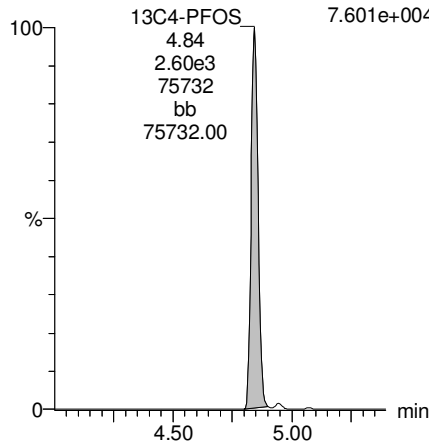
**13C9-PFNA**

F28:MRM of 1 channel,ES-  
472.2 > 426.9  
2.265e+005



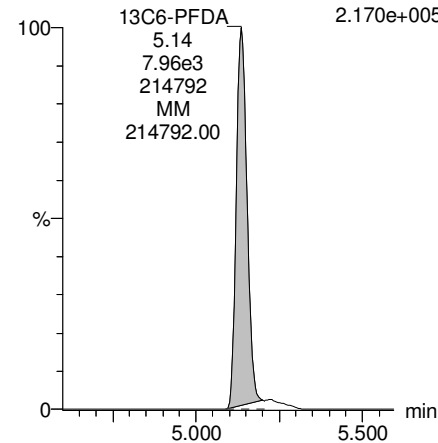
**13C4-PFOS**

F32:MRM of 1 channel,ES-  
503 > 79.9  
7.601e+004



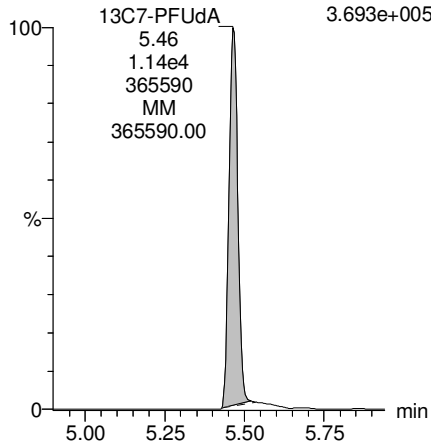
**13C6-PFDA**

F39:MRM of 1 channel,ES-  
519.1 > 473.7  
2.170e+005



**13C7-PFUdA**

F48:MRM of 1 channel,ES-  
570.1 > 524.8  
3.693e+005





Dataset: Z:\Projects\PFAS.PRO\Results\180301M1\180301M1-21.qld

Last Altered: Tuesday, March 06, 2018 12:43:03 Pacific Standard Time

Printed: Tuesday, March 06, 2018 12:44:09 Pacific Standard Time

Method: Z:\Projects\PFAS.PRO\MethDB\PFAS\_FULL\_80C\_022718.mdb 28 Feb 2018 13:19:45

Calibration: Z:\Projects\PFAS.PRO\CurveDB\C18\_VAL-PFAS\_Q4\_03-01-18-FULL.cdb 05 Mar 2018 08:17:35

Name: 180301M1\_21, Date: 02-Mar-2018, Time: 04:29:45, ID: 1800327-12 OF-RW37-0218 0.11621, Description: OF-RW37-0218

	# Name	Trace	Area	IS Area	Wt./Vol.	RRF	Pred.RT	RT	y Axis Resp.	Conc.	%Rec
1	3 PFBS	299.0 > 79.7		1.12e3	0.116		2.60				
2	5 PFHxA	313.2 > 268.9		2.15e3	0.116		3.19				
3	7 PFHpA	363.0 > 318.9		5.30e3	0.116		3.81				
4	8 L-PFHxS	398.9 > 79.6	2.62e1	8.92e2	0.116		4.17	3.95	0.367		
5	11 L-PFOA	413 > 368.7	2.57e2	8.06e3	0.116		4.40	4.33	0.399	2.8220	
6	14 PFNA	463.0 > 418.8		5.49e3	0.116		4.76				
7	16 L-PFOS	499 > 79.9		2.81e3	0.116		4.90				
8	18 PFDA	513 > 468.8		6.07e3	0.116		5.14				
9	21 N-MeFOSAA	570.1 > 419		2.51e3	0.116		5.29				
10	22 N-EtFOSAA	584.2 > 419		3.16e3	0.116		5.45				
11	23 PFUdA	563.0 > 518.9		8.94e3	0.116		5.46				

Dataset: Z:\Projects\PFAS.PRO\Results\180301M1\180301M1-21.qld

Last Altered: Tuesday, March 06, 2018 12:43:03 Pacific Standard Time

Printed: Tuesday, March 06, 2018 12:44:19 Pacific Standard Time

Method: Z:\Projects\PFAS.PRO\MethDB\PFAS\_FULL\_80C\_022718.mdb 28 Feb 2018 13:19:45

Calibration: Z:\Projects\PFAS.PRO\CurveDB\C18\_VAL-PFAS\_Q4\_03-01-18-FULL.cdb 05 Mar 2018 08:17:35

Name: 180301M1\_21, Date: 02-Mar-2018, Time: 04:29:45, ID: 1800327-12 OF-RW37-0218 0.11621, Description: OF-RW37-0218

#	Name	Trace	Area	IS Area	Wt./Vol.	RRF	Pred.RT	RT	y Axis Resp.	Conc.	%Rec	
1	25	PFDa	612.9 > 569.0	6.21e3	0.116		5.74					
2	27	PFTDA	662.9 > 618.9	6.21e3	0.116		5.98					
3	28	PFTeDA	712.9 > 668.8	3.23e3	0.116		6.20					
4	36	13C3-PFBS	302. > 98.8	1.12e3	7.87e3	0.116	0.125	2.69	2.69	1.77	122.2328	113.6
5	37	13C2-PFHxA	315 > 269.8	2.15e3	7.87e3	0.116	0.722	3.19	3.19	3.42	40.7771	94.8
6	38	13C4-PFHpA	367.2 > 321.8	5.30e3	7.87e3	0.116	0.687	3.81	3.80	8.42	105.5063	98.1
7	39	18O2-PFHxS	403.0 > 102.6	8.92e2	2.46e3	0.116	0.367	3.96	3.96	4.53	106.3309	98.9
8	40	13C2-PFOA	414.9 > 369.7	8.06e3	8.07e3	0.116	1.260	4.33	4.33	12.5	85.2269	79.2
9	41	13C5-PFNA	468.2 > 422.9	5.49e3	6.91e3	0.116	0.959	4.76	4.77	9.93	89.0922	82.8
10	42	13C8-PFOSA	506.1 > 77.7	1.27e3	9.40e3	0.116	0.229	4.83	4.84	1.69	63.5327	59.1
11	43	13C8-PFOS	507.0 > 79.9	2.81e3	2.29e3	0.116	1.053	4.84	4.85	15.3	125.2127	116.4
12	44	13C2-PFDA	515.1 > 469.9	6.07e3	8.34e3	0.116	0.977	5.14	5.15	9.10	80.1718	74.5
13	45	d3-N-MeFOSAA	573.3 > 419	2.51e3	9.40e3	0.116	0.384	5.29	5.30	3.34	74.6831	69.4
14	46	d5-N-EtFOSAA	589.3 > 419	3.16e3	9.40e3	0.116	0.403	5.45	5.46	4.21	89.8797	83.6
15	47	13C2-PFUdA	565 > 519.8	8.94e3	9.40e3	0.116	1.019	5.46	5.47	11.9	100.3417	93.3
16	48	13C2-PFDoA	615.0 > 569.7	6.21e3	9.40e3	0.116	0.908	5.74	5.76	8.25	78.2280	72.7
17	49	d3-N-MeFOSA	515.2 > 168.9		9.40e3	0.116	0.117	5.84				
18	50	13C2-PFTeDA	714.8 > 669.6	3.23e3	9.40e3	0.116	0.414	6.20	6.23	4.30	89.3324	83.1
19	51	d5-N-ETFOSA	531.1 > 168.9		9.40e3	0.116	0.181	6.22				
20	52	13C2-PFHxDA	815 > 769.7	2.57e3	9.40e3	0.116	0.782	6.51	6.57	3.42	37.6224	87.4
21	53	d7-N-MeFOSE	623.1 > 58.9		9.40e3	0.116	0.172	6.31				
22	54	d9-N-EtFOSE	639.2 > 58.8		9.40e3	0.116	0.146	6.45				
23	55	13C4-PFBA	217. > 171.8	7.77e3	7.77e3	0.116	1.000	1.46	1.44	12.5	107.5639	100.0
24	56	13C5-PFHxA	318 > 272.9	7.87e3	7.87e3	0.116	1.000	3.19	3.18	12.5	107.5639	100.0
25	57	13C3-PFHxS	401.9 > 79.9	2.46e3	2.46e3	0.116	1.000	3.96	3.95	12.5	107.5639	100.0
26	58	13C8-PFOA	421.3 > 376	8.07e3	8.07e3	0.116	1.000	4.33	4.33	12.5	107.5639	100.0
27	59	13C9-PFNA	472.2 > 426.9	6.91e3	6.91e3	0.116	1.000	4.70	4.77	12.5	107.5639	100.0
28	60	13C4-PFOS	503 > 79.9	2.29e3	2.29e3	0.116	1.000	4.84	4.85	12.5	107.5639	100.0
29	61	13C6-PFDA	519.1 > 473.7	8.34e3	8.34e3	0.116	1.000	5.14	5.15	12.5	107.5639	100.0
30	62	13C7-PFUdA	570.1 > 524.8	9.40e3	9.40e3	0.116	1.000	5.46	5.47	12.5	107.5639	100.0
31	63	Total PFHxS	398.9 > 79.6	2.62e1	8.92e2	0.116		3.85		0.000		
32	64	Total PFOA	413 > 368.7	2.57e2	8.06e3	0.116		4.21		0.399	2.8220	

KBF 3/6/2018

Dataset: Z:\Projects\PFAS.PRO\Results\180301M1\180301M1-21.qld

Last Altered: Tuesday, March 06, 2018 12:43:03 Pacific Standard Time

Printed: Tuesday, March 06, 2018 12:44:19 Pacific Standard Time

**Name: 180301M1\_21, Date: 02-Mar-2018, Time: 04:29:45, ID: 1800327-12 OF-RW37-0218 0.11621, Description: OF-RW37-0218**

	# Name	Trace	Area	IS Area	Wt./Vol.	RRF	Pred.RT	RT	y Axis Resp.	Conc.	%Rec
33	65 Total PFOS	499 > 79.9	0.00e0	2.81e3	0.116		4.73		0.000		
34	66 Total N-MeFOSAA	570.1 > 419	0.00e0	2.51e3	0.116		5.29		0.000		
35	67 Total N-EtFOSAA	584.2 > 419	0.00e0	3.16e3	0.116		5.45		0.000		

Dataset: Z:\Projects\PFAS.PRO\Results\180301M1\180301M1-21.qld

Last Altered: Tuesday, March 06, 2018 12:43:03 Pacific Standard Time

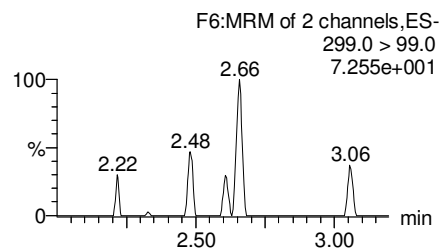
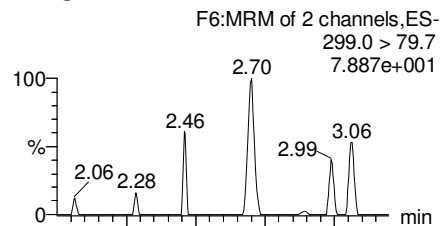
Printed: Tuesday, March 06, 2018 12:44:19 Pacific Standard Time

Method: Z:\Projects\PFAS.PRO\MethDB\PFAS\_FULL\_80C\_022718.mdb 28 Feb 2018 13:19:45

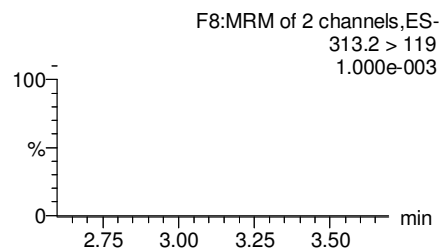
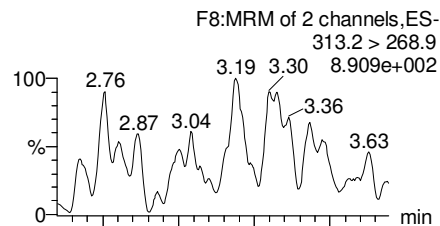
Calibration: Z:\Projects\PFAS.PRO\CurveDB\C18\_VAL-PFAS\_Q4\_03-01-18-FULL.cdb 05 Mar 2018 08:17:35

Name: 180301M1\_21, Date: 02-Mar-2018, Time: 04:29:45, ID: 1800327-12 OF-RW37-0218 0.11621, Description: OF-RW37-0218

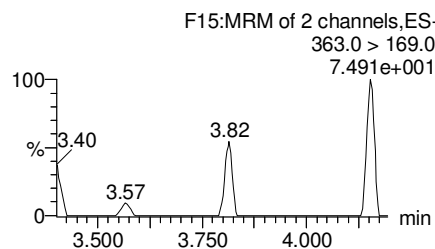
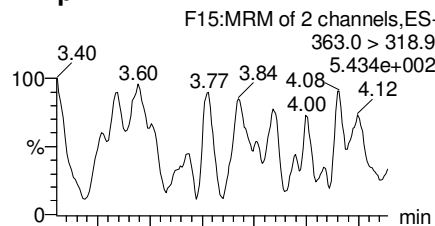
**PFBS**



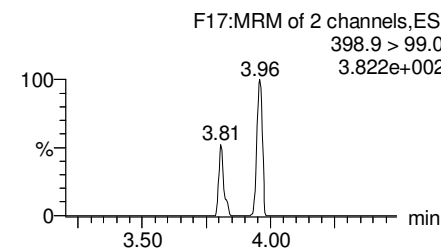
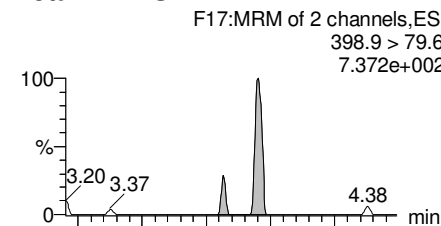
**PFHxA**



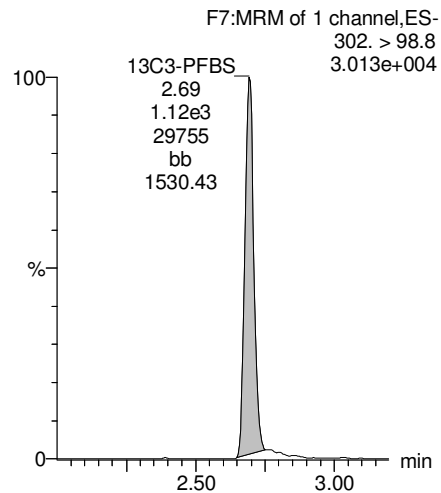
**PFHpA**



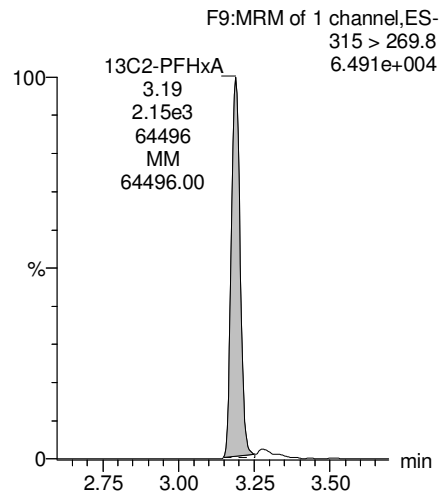
**Total PFHxS**



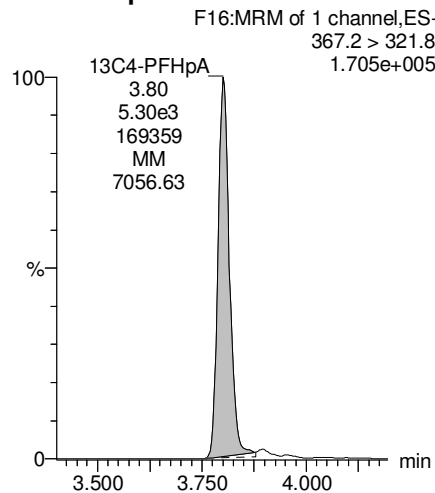
**13C3-PFBS**



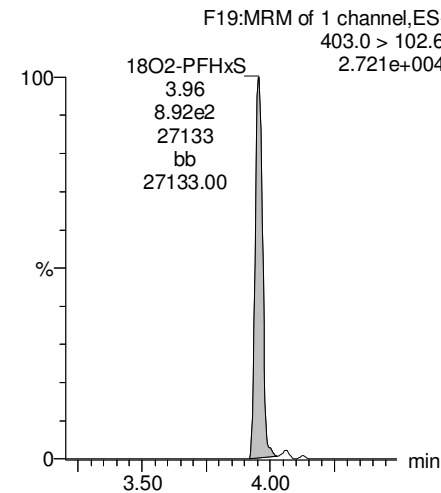
**13C2-PFHxA**



**13C4-PFHpA**



**18O2-PFHxS**



Dataset: Z:\Projects\PFAS.PRO\Results\180301M1\180301M1-21.qld

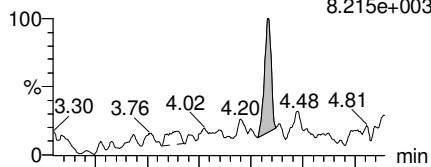
Last Altered: Tuesday, March 06, 2018 12:43:03 Pacific Standard Time

Printed: Tuesday, March 06, 2018 12:44:19 Pacific Standard Time

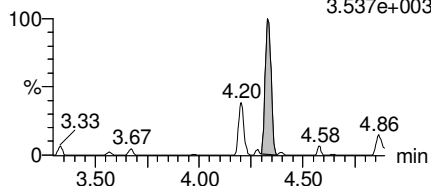
Name: 180301M1\_21, Date: 02-Mar-2018, Time: 04:29:45, ID: 1800327-12 OF-RW37-0218 0.11621, Description: OF-RW37-0218

**Total PFOA**

F20:MRM of 2 channels,ES-  
413 > 368.7  
8.215e+003

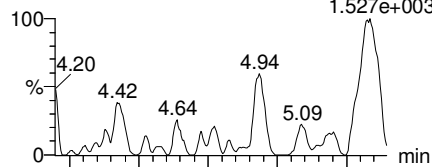


F20:MRM of 2 channels,ES-  
413 > 169  
3.537e+003

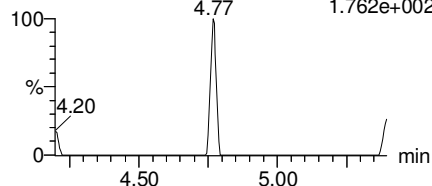


**PFNA**

F26:MRM of 2 channels,ES-  
463.0 > 418.8  
1.527e+003

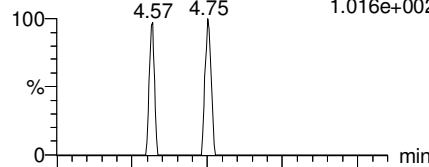


F26:MRM of 2 channels,ES-  
463.0 > 219.0  
1.762e+002

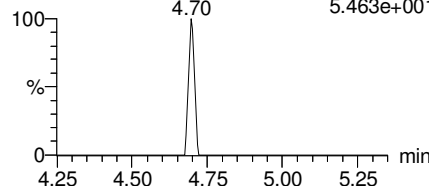


**Total PFOS**

F31:MRM of 2 channels,ES-  
499 > 79.9  
1.016e+002

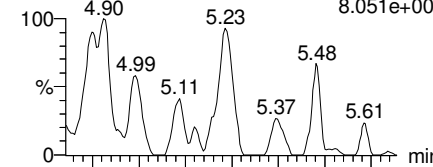


F31:MRM of 2 channels,ES-  
499 > 99  
5.463e+001

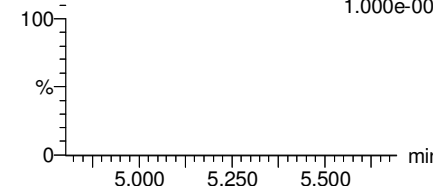


**PFDA**

F36:MRM of 2 channels,ES-  
513 > 468.8  
8.051e+002

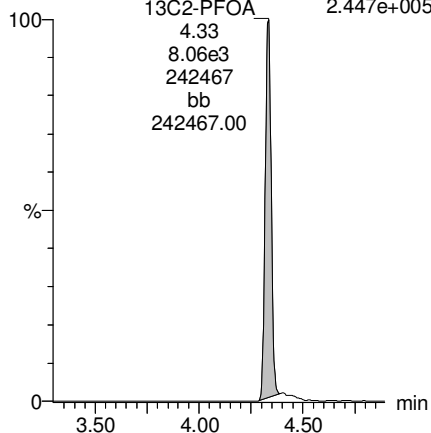


F36:MRM of 2 channels,ES-  
513 > 219  
1.000e+003



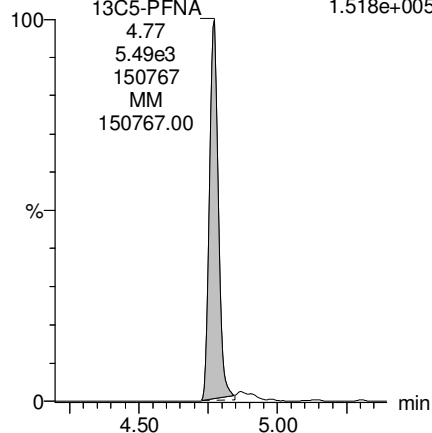
**13C2-PFOA**

F21:MRM of 1 channel,ES-  
414.9 > 369.7  
2.447e+005



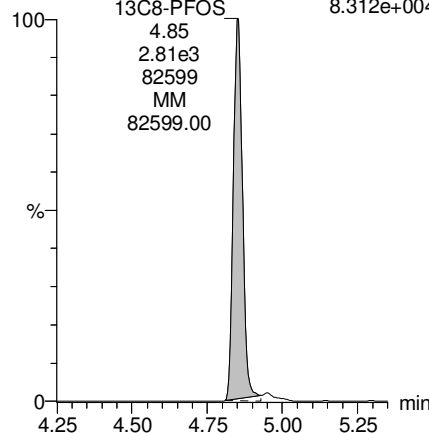
**13C5-PFNA**

F27:MRM of 1 channel,ES-  
468.2 > 422.9  
1.518e+005



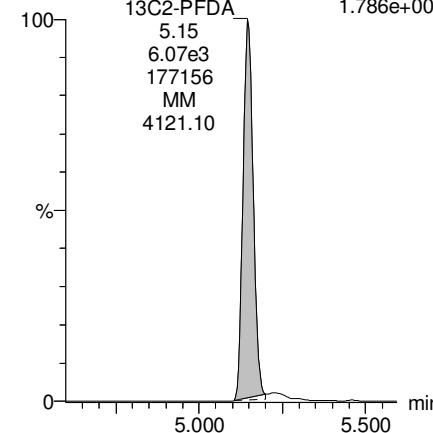
**13C8-PFOS**

F34:MRM of 1 channel,ES-  
507.0 > 79.9  
8.312e+004



**13C2-PFDA**

F37:MRM of 1 channel,ES-  
515.1 > 469.9  
1.786e+005



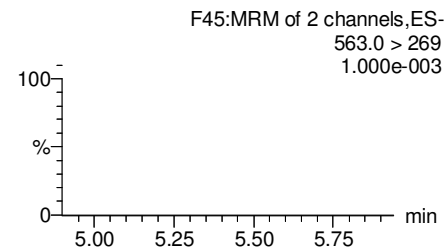
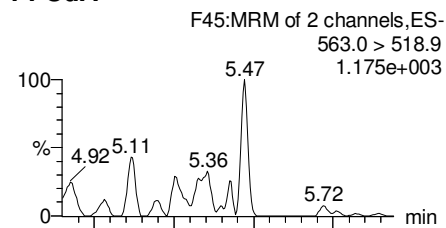
Dataset: Z:\Projects\PFAS.PRO\Results\180301M1\180301M1-21.qld

Last Altered: Tuesday, March 06, 2018 12:43:03 Pacific Standard Time

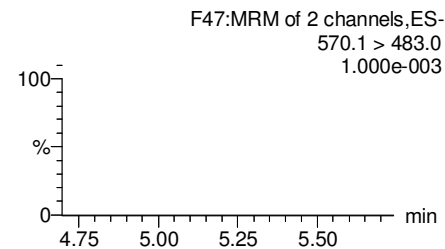
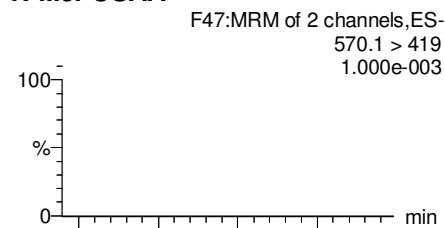
Printed: Tuesday, March 06, 2018 12:44:19 Pacific Standard Time

Name: 180301M1\_21, Date: 02-Mar-2018, Time: 04:29:45, ID: 1800327-12 OF-RW37-0218 0.11621, Description: OF-RW37-0218

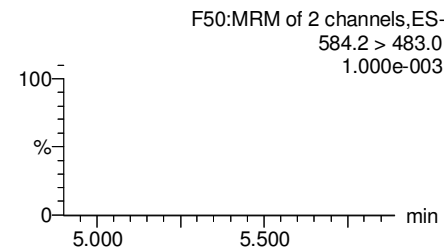
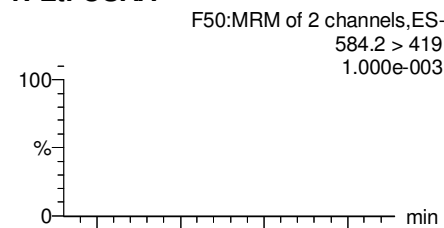
**PFUdA**



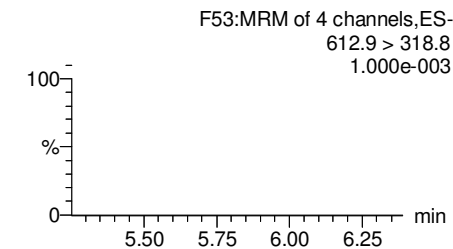
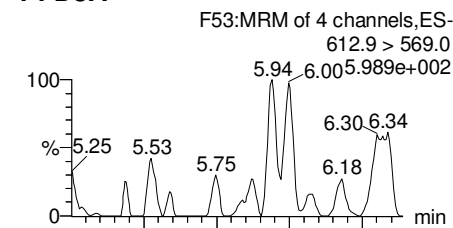
**N-MeFOSAA**



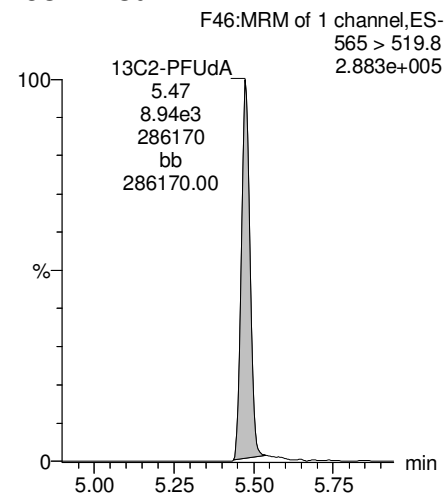
**N-EtFOSAA**



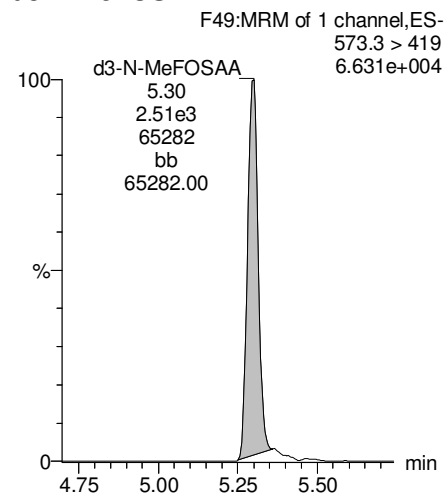
**PFDaA**



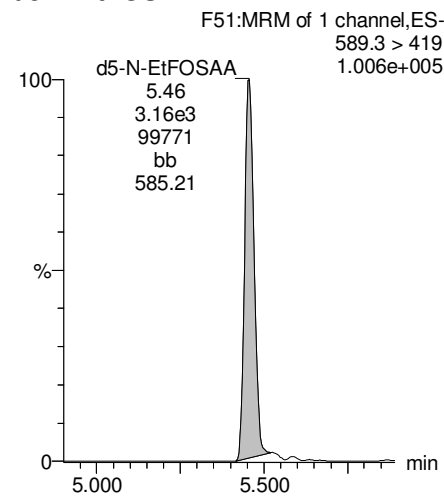
**13C2-PFUdA**



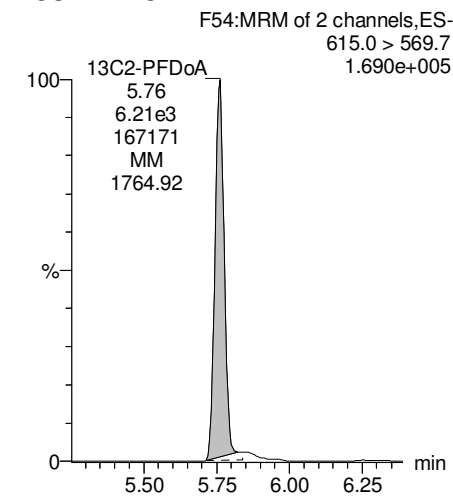
**d3-N-MeFOSAA**



**d5-N-EtFOSAA**



**13C2-PFDaA**



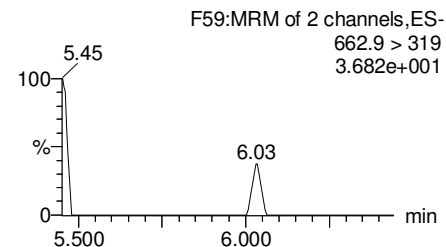
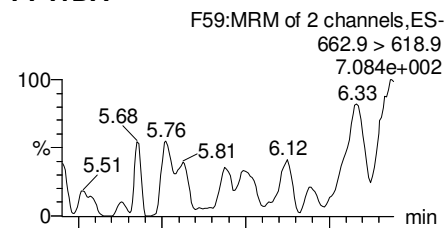
Dataset: Z:\Projects\PFAS.PRO\Results\180301M1\180301M1-21.qld

Last Altered: Tuesday, March 06, 2018 12:43:03 Pacific Standard Time

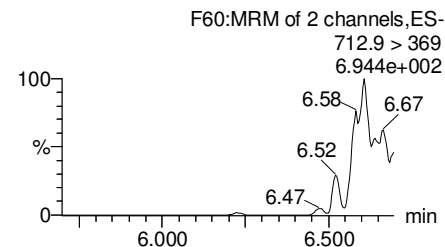
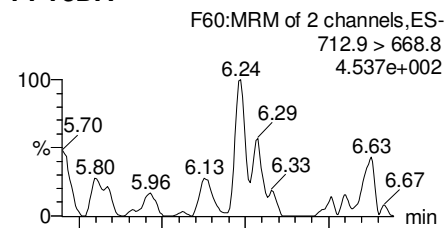
Printed: Tuesday, March 06, 2018 12:44:19 Pacific Standard Time

Name: 180301M1\_21, Date: 02-Mar-2018, Time: 04:29:45, ID: 1800327-12 OF-RW37-0218 0.11621, Description: OF-RW37-0218

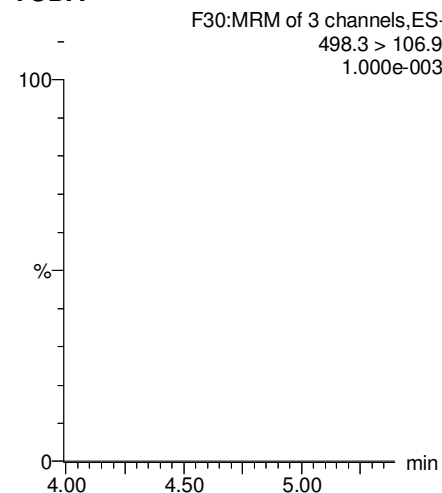
**PFTrDA**



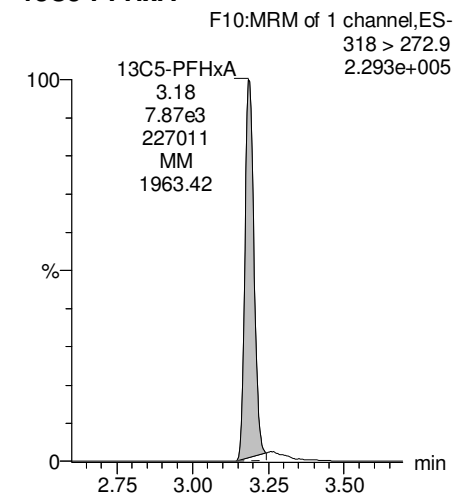
**PFTeDA**



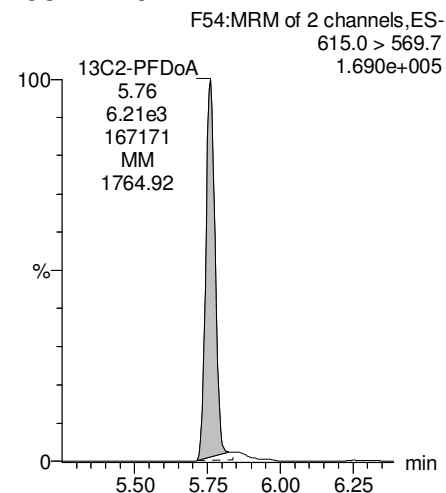
**TCDA**



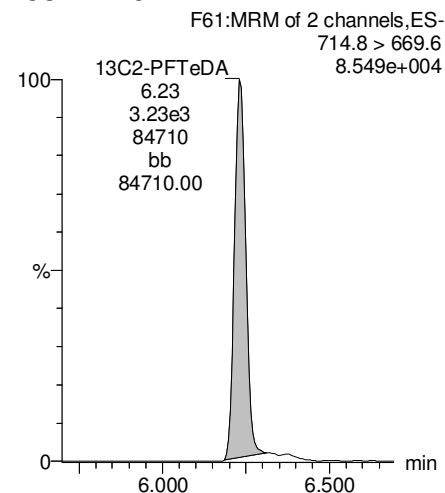
**13C5-PFHxA**



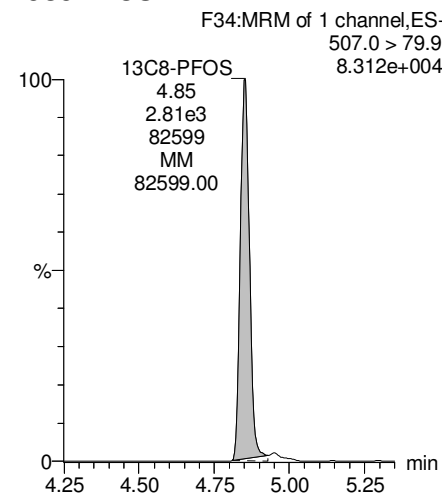
**13C2-PFDoA**



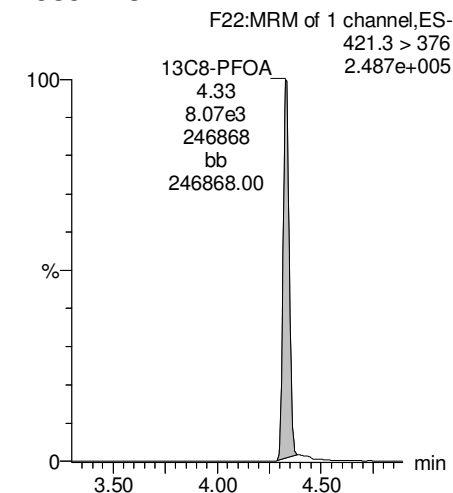
**13C2-PFTeDA**



**13C8-PFOS**



**13C8-PFOA**



Dataset: Z:\Projects\PFAS.PRO\Results\180301M1\180301M1-21.qld

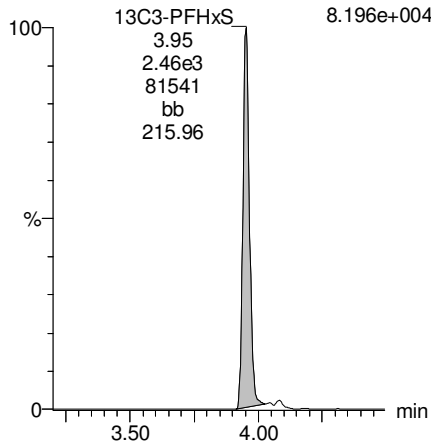
Last Altered: Tuesday, March 06, 2018 12:43:03 Pacific Standard Time

Printed: Tuesday, March 06, 2018 12:44:19 Pacific Standard Time

Name: 180301M1\_21, Date: 02-Mar-2018, Time: 04:29:45, ID: 1800327-12 OF-RW37-0218 0.11621, Description: OF-RW37-0218

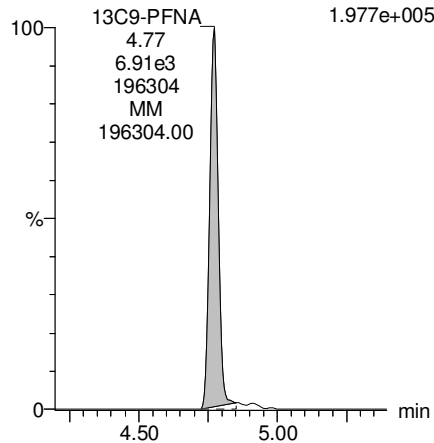
**13C3-PFHxS**

F18:MRM of 1 channel,ES-  
401.9 > 79.9  
8.196e+004



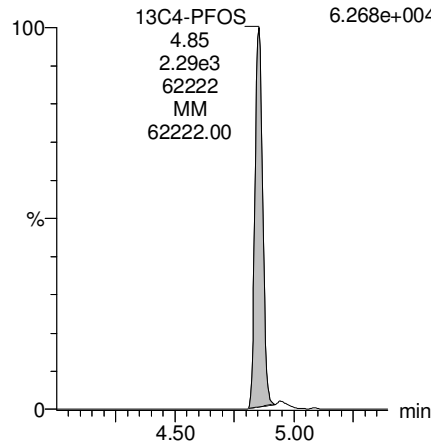
**13C9-PFNA**

F28:MRM of 1 channel,ES-  
472.2 > 426.9  
1.977e+005



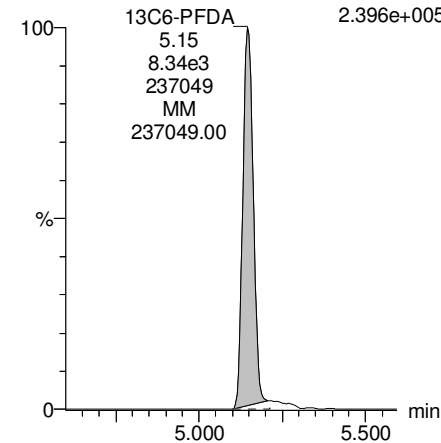
**13C4-PFOS**

F32:MRM of 1 channel,ES-  
503 > 79.9  
6.268e+004



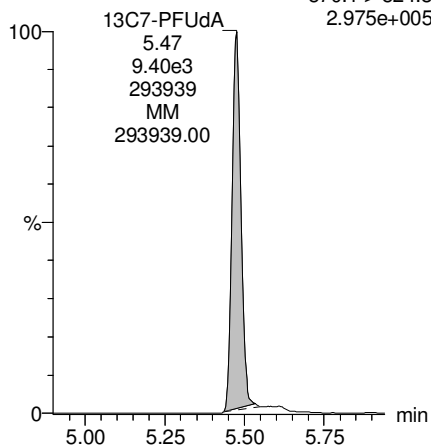
**13C6-PFDA**

F39:MRM of 1 channel,ES-  
519.1 > 473.7  
2.396e+005



**13C7-PFUdA**

F48:MRM of 1 channel,ES-  
570.1 > 524.8  
2.975e+005





Dataset: Z:\Projects\PFAS.PRO\Results\180301M1\180301M1-22.qld

Last Altered: Tuesday, March 06, 2018 12:53:16 Pacific Standard Time

Printed: Tuesday, March 06, 2018 12:53:42 Pacific Standard Time

Method: Z:\Projects\PFAS.PRO\MethDB\PFAS\_FULL\_80C\_022718.mdb 28 Feb 2018 13:19:45

Calibration: Z:\Projects\PFAS.PRO\CurveDB\C18\_VAL-PFAS\_Q4\_03-01-18-FULL.cdb 05 Mar 2018 08:17:35

Name: 180301M1\_22, Date: 02-Mar-2018, Time: 04:41:15, ID: 1800327-13 OF-FB37-0218 0.1165, Description: OF-FB37-0218

	# Name	Trace	Area	IS Area	Wt./Vol.	RRF	Pred.RT	RT	y Axis Resp.	Conc.	%Rec
1	3 PFBS	299.0 > 79.7		1.01e3	0.117		2.60				
2	5 PFHxA	313.2 > 268.9		2.59e3	0.117		3.19				
3	7 PFHpA	363.0 > 318.9		5.98e3	0.117		3.81				
4	8 L-PFHxS	398.9 > 79.6	3.60e-1	9.21e2	0.117		4.17	3.95	0.00488		
5	11 L-PFOA	413 > 368.7	1.17e2	9.37e3	0.117		4.40	4.34	0.155	0.6536	
6	14 PFNA	463.0 > 418.8		6.90e3	0.117		4.76				
7	16 L-PFOS	499 > 79.9		2.55e3	0.117		4.90				
8	18 PFDA	513 > 468.8		7.34e3	0.117		5.14				
9	21 N-MeFOSAA	570.1 > 419		2.44e3	0.117		5.29				
10	22 N-EtFOSAA	584.2 > 419		3.09e3	0.117		5.45				
11	23 PFUdA	563.0 > 518.9		8.51e3	0.117		5.46				

Dataset: Z:\Projects\PFAS.PRO\Results\180301M1\180301M1-22.qld

Last Altered: Tuesday, March 06, 2018 12:53:16 Pacific Standard Time

Printed: Tuesday, March 06, 2018 12:54:01 Pacific Standard Time

Method: Z:\Projects\PFAS.PRO\MethDB\PFAS\_FULL\_80C\_022718.mdb 28 Feb 2018 13:19:45

Calibration: Z:\Projects\PFAS.PRO\CurveDB\C18\_VAL-PFAS\_Q4\_03-01-18-FULL.cdb 05 Mar 2018 08:17:35

Name: 180301M1\_22, Date: 02-Mar-2018, Time: 04:41:15, ID: 1800327-13 OF-FB37-0218 0.1165, Description: OF-FB37-0218

#	Name	Trace	Area	IS Area	Wt./Vol.	RRF	Pred.RT	RT	y Axis Resp.	Conc.	%Rec	
1	25	PFDa	612.9 > 569.0	6.90e3	0.117		5.74					
2	27	PFTDA	662.9 > 618.9	6.90e3	0.117		5.98					
3	28	PFTeDA	712.9 > 668.8	4.07e3	0.117		6.20					
4	36	13C3-PFBS	302. > 98.8	1.01e3	9.74e3	0.117	0.125	2.69	2.70	1.30	89.5851	83.5
5	37	13C2-PFHxA	315 > 269.8	2.59e3	9.74e3	0.117	0.722	3.19	3.19	3.33	39.5409	92.1
6	38	13C4-PFHpA	367.2 > 321.8	5.98e3	9.74e3	0.117	0.687	3.81	3.81	7.67	95.8576	89.3
7	39	18O2-PFHxS	403.0 > 102.6	9.21e2	2.62e3	0.117	0.367	3.96	3.96	4.39	102.6901	95.7
8	40	13C2-PFOA	414.9 > 369.7	9.37e3	8.13e3	0.117	1.260	4.33	4.33	14.4	98.1401	91.5
9	41	13C5-PFNA	468.2 > 422.9	6.90e3	9.66e3	0.117	0.959	4.76	4.77	8.93	79.9027	74.5
10	42	13C8-PFOSA	506.1 > 77.7	1.17e3	1.08e4	0.117	0.229	4.83	4.84	1.35	50.7146	47.3
11	43	13C8-PFOS	507.0 > 79.9	2.55e3	2.21e3	0.117	1.053	4.84	4.85	14.4	117.6153	109.6
12	44	13C2-PFDA	515.1 > 469.9	7.34e3	9.28e3	0.117	0.977	5.14	5.15	9.88	86.7996	80.9
13	45	d3-N-MeFOSAA	573.3 > 419	2.44e3	1.08e4	0.117	0.384	5.29	5.30	2.82	62.8834	58.6
14	46	d5-N-EtFOSAA	589.3 > 419	3.09e3	1.08e4	0.117	0.403	5.45	5.46	3.56	75.9916	70.8
15	47	13C2-PFUdA	565 > 519.8	8.51e3	1.08e4	0.117	1.019	5.46	5.47	9.81	82.6108	77.0
16	48	13C2-PFDoA	615.0 > 569.7	6.90e3	1.08e4	0.117	0.908	5.74	5.76	7.95	75.2027	70.1
17	49	d3-N-MeFOSA	515.2 > 168.9		1.08e4	0.117	0.117	5.84				
18	50	13C2-PFTeDA	714.8 > 669.6	4.07e3	1.08e4	0.117	0.414	6.20	6.23	4.69	97.2311	90.6
19	51	d5-N-ETFOSA	531.1 > 168.9		1.08e4	0.117	0.181	6.22				
20	52	13C2-PFHxDA	815 > 769.7	3.40e3	1.08e4	0.117	0.782	6.51	6.57	3.92	42.9681	100.1
21	53	d7-N-MeFOSE	623.1 > 58.9		1.08e4	0.117	0.172	6.31				
22	54	d9-N-EtFOSE	639.2 > 58.8		1.08e4	0.117	0.146	6.45				
23	55	13C4-PFBA	217. > 171.8	9.35e3	9.35e3	0.117	1.000	1.46	1.45	12.5	107.2961	100.0
24	56	13C5-PFHxA	318 > 272.9	9.74e3	9.74e3	0.117	1.000	3.19	3.19	12.5	107.2961	100.0
25	57	13C3-PFHxS	401.9 > 79.9	2.62e3	2.62e3	0.117	1.000	3.96	3.96	12.5	107.2961	100.0
26	58	13C8-PFOA	421.3 > 376	8.13e3	8.13e3	0.117	1.000	4.33	4.34	12.5	107.2961	100.0
27	59	13C9-PFNA	472.2 > 426.9	9.66e3	9.66e3	0.117	1.000	4.70	4.77	12.5	107.2961	100.0
28	60	13C4-PFOS	503 > 79.9	2.21e3	2.21e3	0.117	1.000	4.84	4.85	12.5	107.2961	100.0
29	61	13C6-PFDA	519.1 > 473.7	9.28e3	9.28e3	0.117	1.000	5.14	5.15	12.5	107.2961	100.0
30	62	13C7-PFUdA	570.1 > 524.8	1.08e4	1.08e4	0.117	1.000	5.46	5.48	12.5	107.2961	100.0
31	63	Total PFHxS	398.9 > 79.6	3.60e-1	9.21e2	0.117		3.85		0.000		
32	64	Total PFOA	413 > 368.7	1.17e2	9.37e3	0.117		4.21		0.155	0.6536	

KBF 3/6/2018

Dataset: Z:\Projects\PFAS.PRO\Results\180301M1\180301M1-22.qld

Last Altered: Tuesday, March 06, 2018 12:53:16 Pacific Standard Time

Printed: Tuesday, March 06, 2018 12:54:01 Pacific Standard Time

**Name: 180301M1\_22, Date: 02-Mar-2018, Time: 04:41:15, ID: 1800327-13 OF-FB37-0218 0.1165, Description: OF-FB37-0218**

	# Name	Trace	Area	IS Area	Wt./Vol.	RRF	Pred.RT	RT	y Axis Resp.	Conc.	%Rec
33	65 Total PFOS	499 > 79.9	0.00e0	2.55e3	0.117		4.73		0.000		
34	66 Total N-MeFOSAA	570.1 > 419	0.00e0	2.44e3	0.117		5.29		0.000		
35	67 Total N-EtFOSAA	584.2 > 419	0.00e0	3.09e3	0.117		5.45		0.000		

Dataset: Z:\Projects\PFAS.PRO\Results\180301M1\180301M1-22.qld

Last Altered: Tuesday, March 06, 2018 12:53:16 Pacific Standard Time

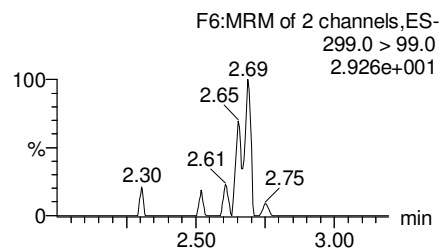
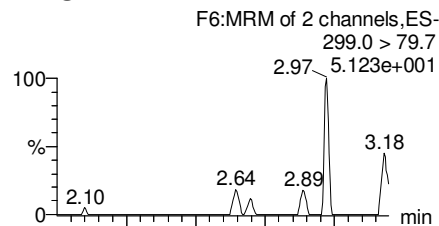
Printed: Tuesday, March 06, 2018 12:54:01 Pacific Standard Time

Method: Z:\Projects\PFAS.PRO\MethDB\PFAS\_FULL\_80C\_022718.mdb 28 Feb 2018 13:19:45

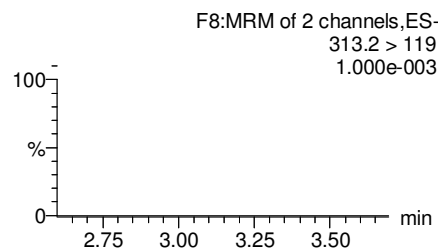
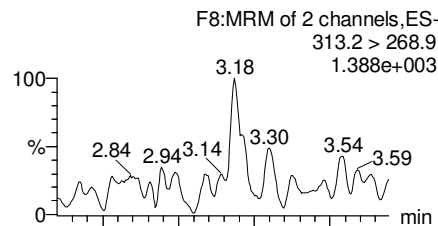
Calibration: Z:\Projects\PFAS.PRO\CurveDB\C18\_VAL-PFAS\_Q4\_03-01-18-FULL.cdb 05 Mar 2018 08:17:35

Name: 180301M1\_22, Date: 02-Mar-2018, Time: 04:41:15, ID: 1800327-13 OF-FB37-0218 0.1165, Description: OF-FB37-0218

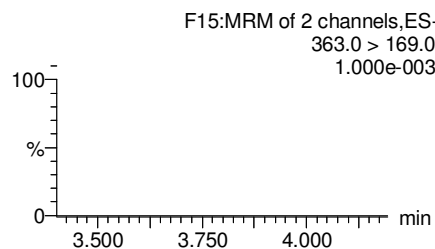
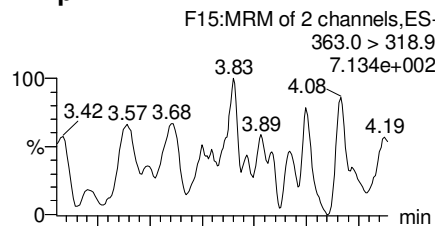
PFBS



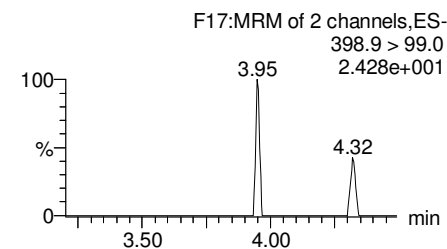
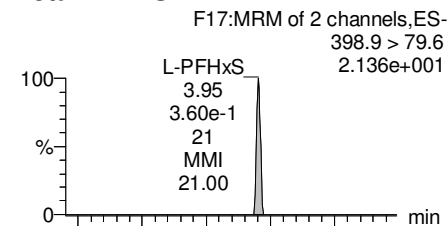
PFHxA



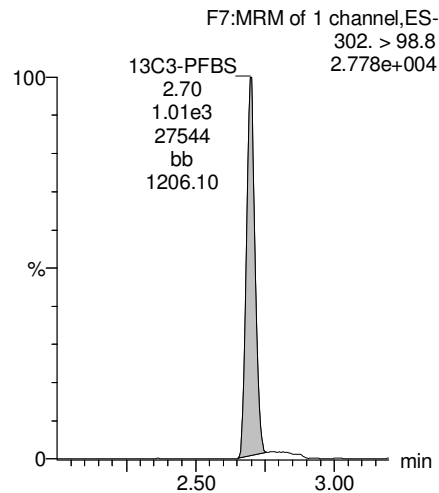
PFHpA



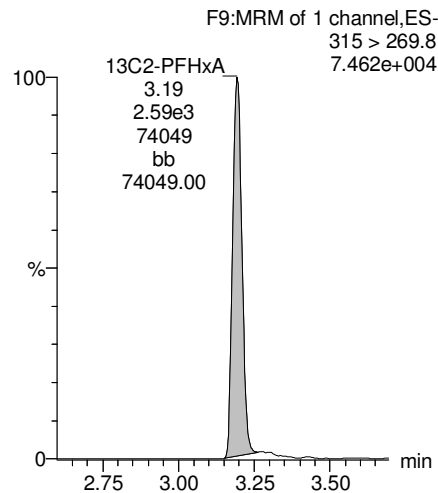
Total PFHxS



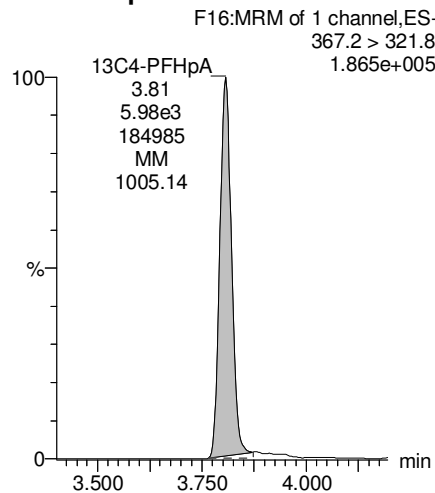
13C3-PFBS



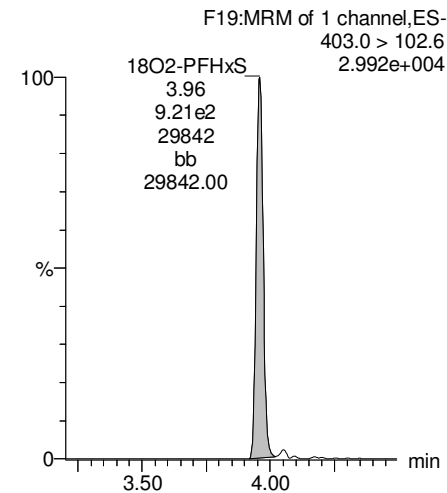
13C2-PFHxA



13C4-PFHpA



18O2-PFHxS



Dataset: Z:\Projects\PFAS.PRO\Results\180301M1\180301M1-22.qld

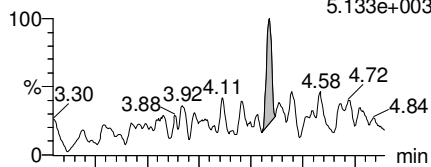
Last Altered: Tuesday, March 06, 2018 12:53:16 Pacific Standard Time

Printed: Tuesday, March 06, 2018 12:54:01 Pacific Standard Time

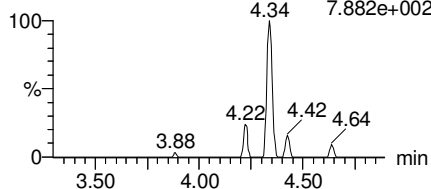
Name: 180301M1\_22, Date: 02-Mar-2018, Time: 04:41:15, ID: 1800327-13 OF-FB37-0218 0.1165, Description: OF-FB37-0218

**Total PFOA**

F20:MRM of 2 channels,ES-  
413 > 368.7  
5.133e+003

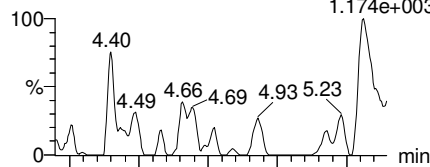


F20:MRM of 2 channels,ES-  
413 > 169  
7.882e+002

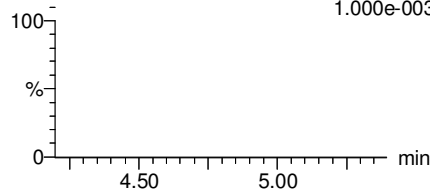


**PFNA**

F26:MRM of 2 channels,ES-  
463.0 > 418.8  
1.174e+003

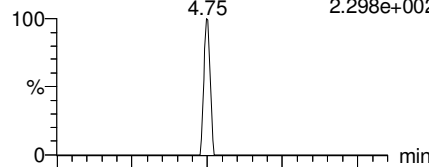


F26:MRM of 2 channels,ES-  
463.0 > 219.0  
1.000e-003

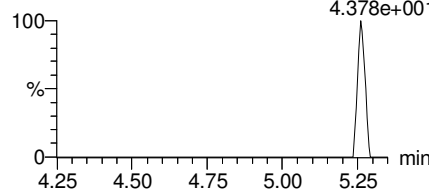


**Total PFOS**

F31:MRM of 2 channels,ES-  
499 > 79.9  
2.298e+002

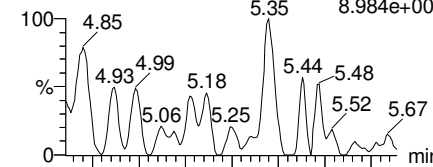


F31:MRM of 2 channels,ES-  
499 > 99  
4.378e+001

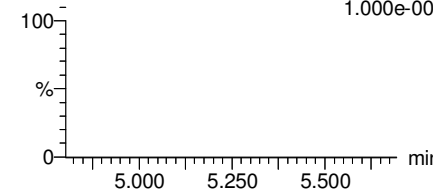


**PFDA**

F36:MRM of 2 channels,ES-  
513 > 468.8  
8.984e+002

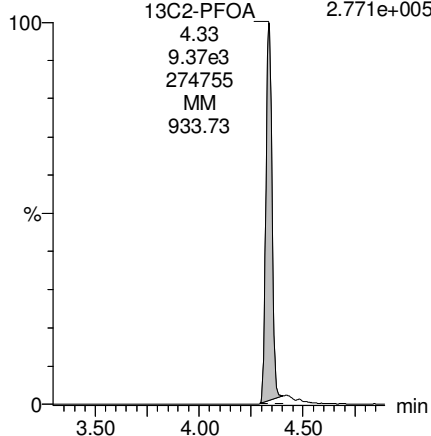


F36:MRM of 2 channels,ES-  
513 > 219  
1.000e-003



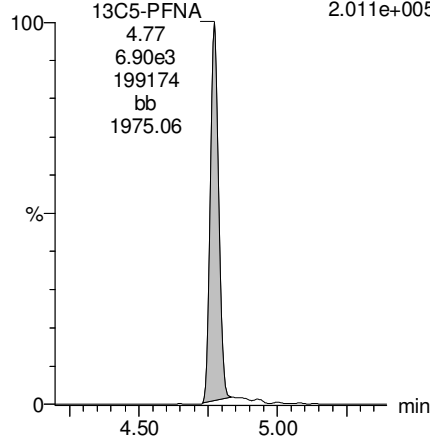
**13C2-PFOA**

F21:MRM of 1 channel,ES-  
414.9 > 369.7  
2.771e+005



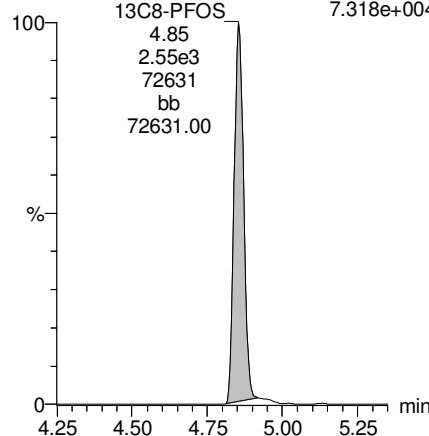
**13C5-PFNA**

F27:MRM of 1 channel,ES-  
468.2 > 422.9  
2.011e+005



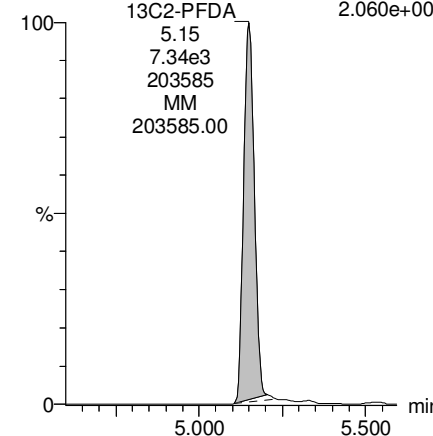
**13C8-PFOS**

F34:MRM of 1 channel,ES-  
507.0 > 79.9  
7.318e+004



**13C2-PFDA**

F37:MRM of 1 channel,ES-  
515.1 > 469.9  
2.060e+005



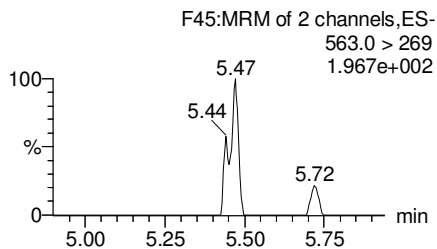
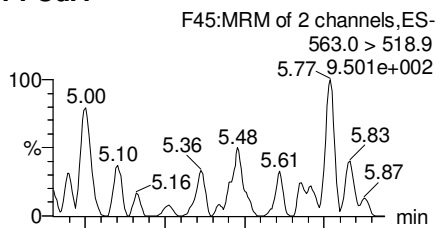
Dataset: Z:\Projects\PFAS.PRO\Results\180301M1\180301M1-22.qld

Last Altered: Tuesday, March 06, 2018 12:53:16 Pacific Standard Time

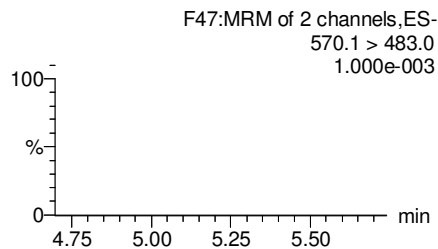
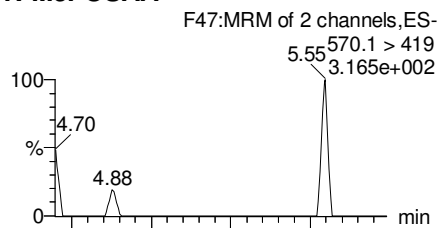
Printed: Tuesday, March 06, 2018 12:54:01 Pacific Standard Time

Name: 180301M1\_22, Date: 02-Mar-2018, Time: 04:41:15, ID: 1800327-13 OF-FB37-0218 0.1165, Description: OF-FB37-0218

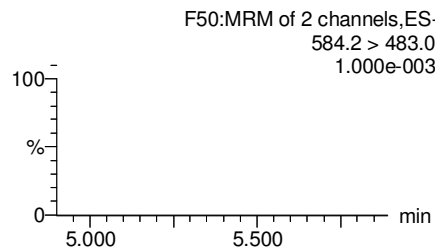
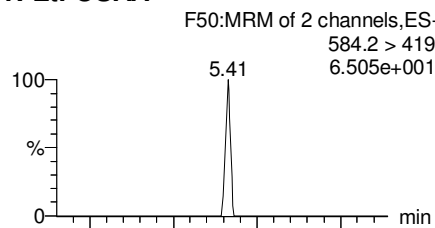
**PFUdA**



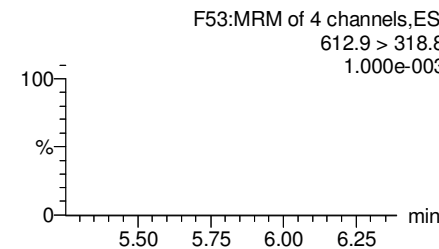
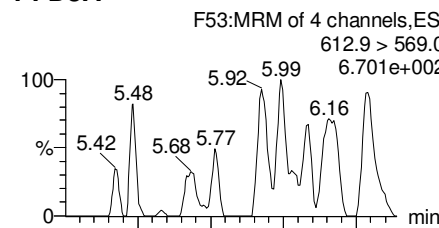
**N-MeFOSAA**



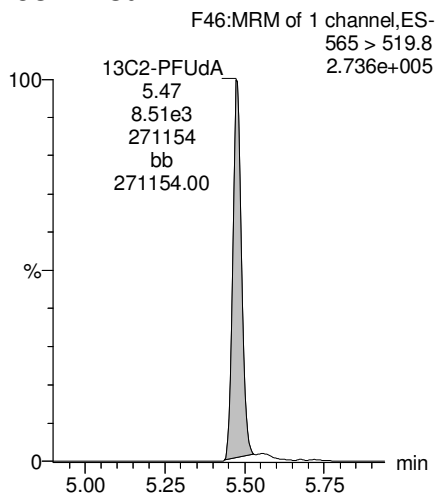
**N-EtFOSAA**



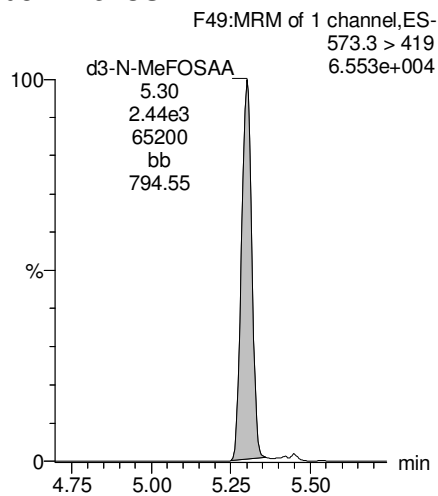
**PFDaA**



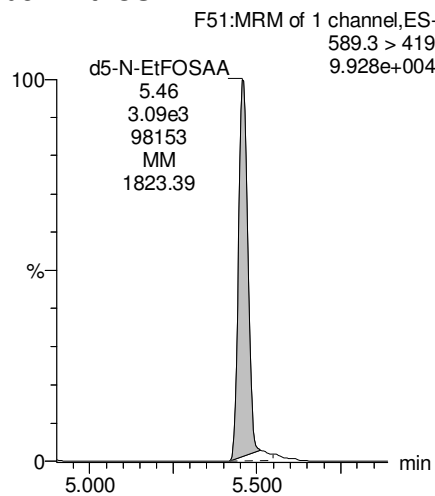
**13C2-PFUdA**



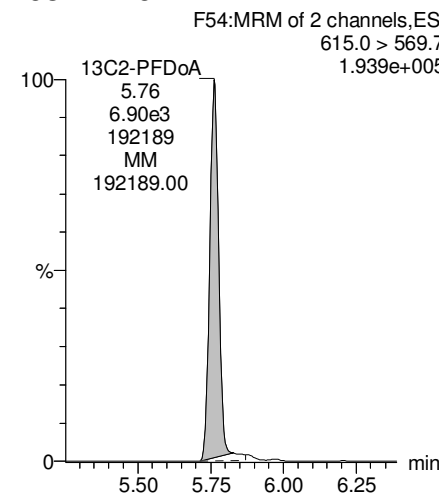
**d3-N-MeFOSAA**



**d5-N-EtFOSAA**



**13C2-PFDaA**



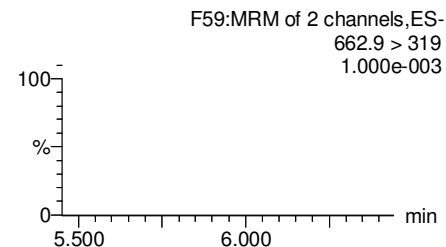
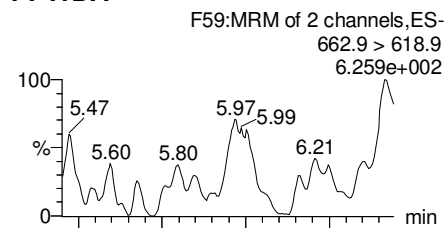
Dataset: Z:\Projects\PFAS.PRO\Results\180301M1\180301M1-22.qld

Last Altered: Tuesday, March 06, 2018 12:53:16 Pacific Standard Time

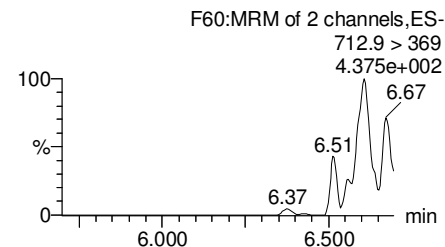
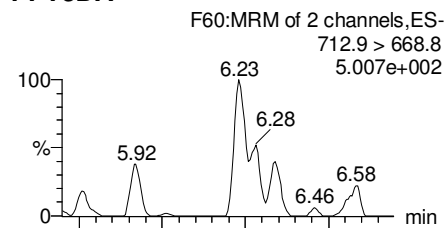
Printed: Tuesday, March 06, 2018 12:54:01 Pacific Standard Time

Name: 180301M1\_22, Date: 02-Mar-2018, Time: 04:41:15, ID: 1800327-13 OF-FB37-0218 0.1165, Description: OF-FB37-0218

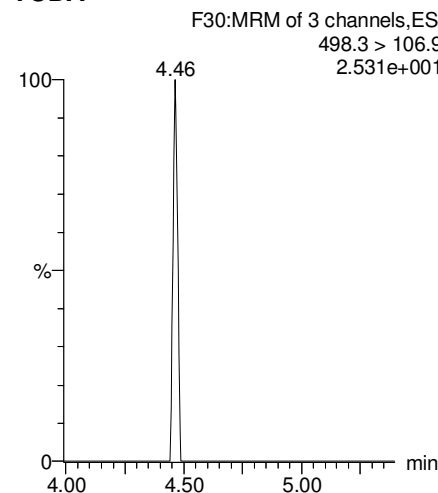
**PFTrDA**



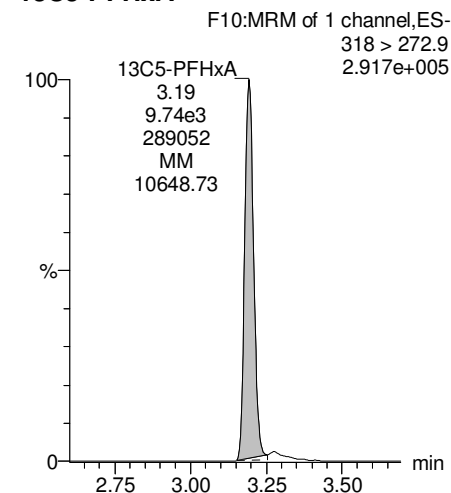
**PFTeDA**



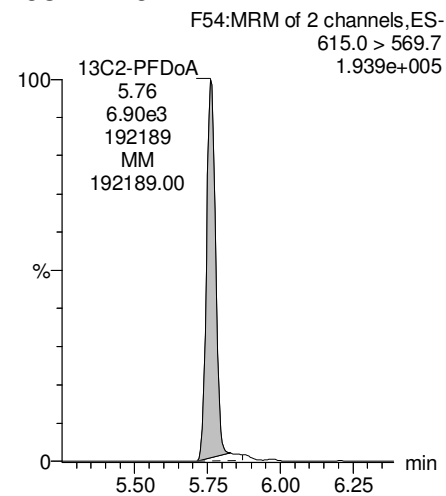
**TCDA**



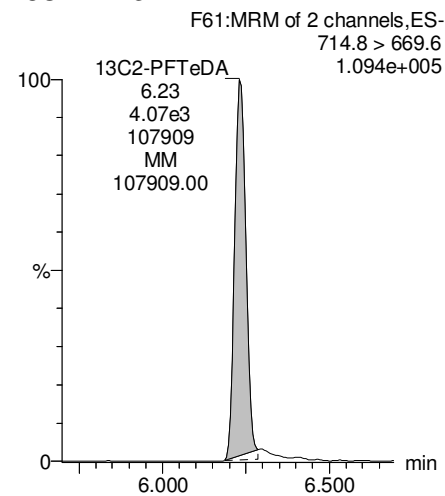
**13C5-PFHxA**



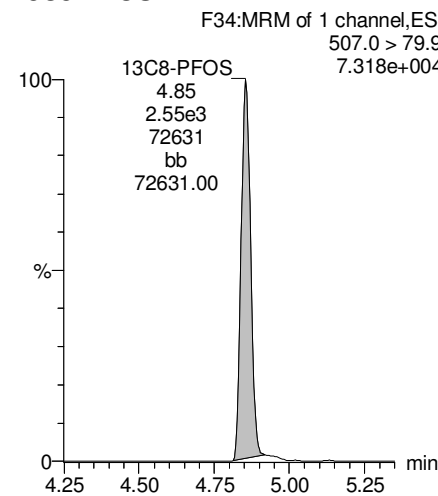
**13C2-PFDoA**



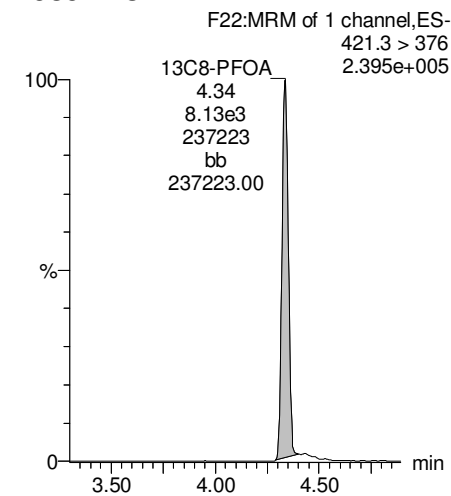
**13C2-PFTeDA**



**13C8-PFOS**



**13C8-PFOA**



Dataset: Z:\Projects\PFAS.PRO\Results\180301M1\180301M1-22.qld

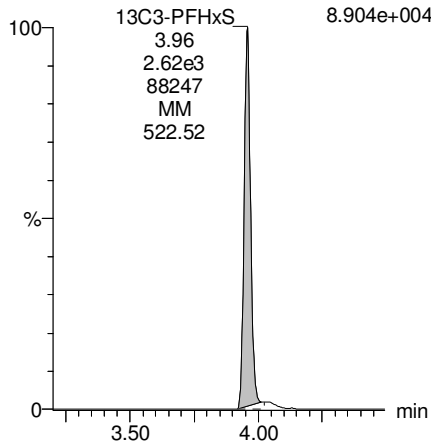
Last Altered: Tuesday, March 06, 2018 12:53:16 Pacific Standard Time

Printed: Tuesday, March 06, 2018 12:54:01 Pacific Standard Time

Name: 180301M1\_22, Date: 02-Mar-2018, Time: 04:41:15, ID: 1800327-13 OF-FB37-0218 0.1165, Description: OF-FB37-0218

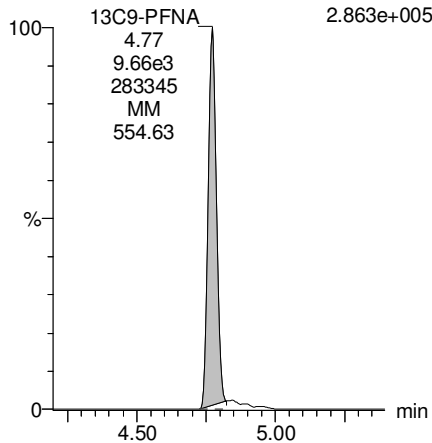
**13C3-PFHxS**

F18:MRM of 1 channel,ES-  
401.9 > 79.9  
8.904e+004



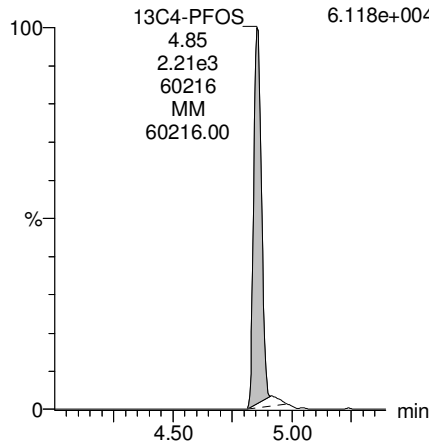
**13C9-PFNA**

F28:MRM of 1 channel,ES-  
472.2 > 426.9  
2.863e+005



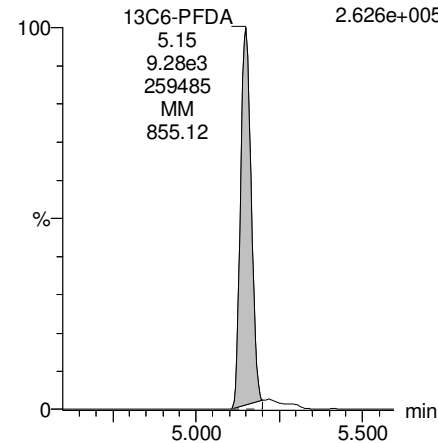
**13C4-PFOS**

F32:MRM of 1 channel,ES-  
503 > 79.9  
6.118e+004



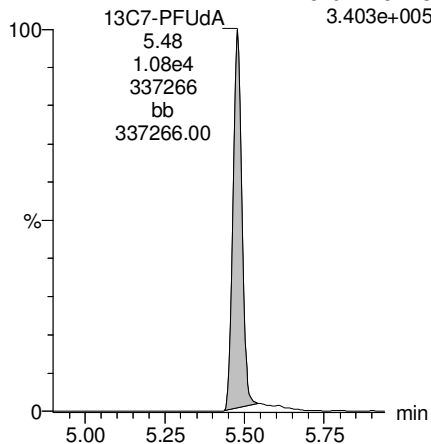
**13C6-PFDA**

F39:MRM of 1 channel,ES-  
519.1 > 473.7  
2.626e+005



**13C7-PFUdA**

F48:MRM of 1 channel,ES-  
570.1 > 524.8  
3.403e+005





**INJECTION INTERNAL STANDARD (IIS) AREAS,  
INSTRUMENT BLANKS (IB)  
AND  
CONTINUING CALIBRATION VERIFICATIONS (CCV)**

Dataset: Untitled

Last Altered: Friday, March 02, 2018 09:49:55 Pacific Standard Time

Printed: Friday, March 02, 2018 09:54:04 Pacific Standard Time

Method: F:\Projects\PFAS.PRO\MethDB\PFAS\_RS-2-5-18.mdb 06 Feb 2018 10:46:28  
Calibration: 02 Mar 2018 09:49:55

Name: 180228M1\_7, Date: 28-Feb-2018, Time: 21:42:12, ID: ST180228M1-6 PFC CS3 18B2317, Description: PFC CS3 18B2317

	# Name	ID	Area	%Rec	Area Out
1	1 13C4-PFBA	ST180228M1-6 PFC CS3 18B2317	8.84e3	100.0	NO
2	2 13C5-PFHxA	ST180228M1-6 PFC CS3 18B2317	1.49e4	100.0	NO
3	3 13C3-PFHxS	ST180228M1-6 PFC CS3 18B2317	3.35e3	100.0	NO
4	4 13C8-PFOA	ST180228M1-6 PFC CS3 18B2317	1.28e4	100.0	NO
5	5 13C9-PFNA	ST180228M1-6 PFC CS3 18B2317	1.19e4	100.0	NO
6	6 13C4-PFOS	ST180228M1-6 PFC CS3 18B2317	3.67e3	100.0	NO
7	7 13C6-PFDA	ST180228M1-6 PFC CS3 18B2317	1.47e4	100.0	NO
8	8 13C7-PFUDa	ST180228M1-6 PFC CS3 18B2317	1.68e4	100.0	NO

Name: 180228M1\_8, Date: 28-Feb-2018, Time: 21:53:43, ID: ST180228M1-7 PFC CS4 18B2318, Description: PFC CS4 18B2318

	# Name	ID	Area	%Rec	Area Out
1	1 13C4-PFBA	ST180228M1-7 PFC CS4 18B2318	1.33e4	151.0	YES
2	2 13C5-PFHxA	ST180228M1-7 PFC CS4 18B2318	1.67e4	112.2	NO
3	3 13C3-PFHxS	ST180228M1-7 PFC CS4 18B2318	3.67e3	109.8	NO
4	4 13C8-PFOA	ST180228M1-7 PFC CS4 18B2318	1.32e4	103.1	NO
5	5 13C9-PFNA	ST180228M1-7 PFC CS4 18B2318	1.28e4	107.2	NO
6	6 13C4-PFOS	ST180228M1-7 PFC CS4 18B2318	4.04e3	109.8	NO
7	7 13C6-PFDA	ST180228M1-7 PFC CS4 18B2318	1.47e4	100.3	NO
8	8 13C7-PFUDa	ST180228M1-7 PFC CS4 18B2318	1.55e4	92.2	NO

Name: 180228M1\_9, Date: 28-Feb-2018, Time: 22:05:09, ID: ST180228M1-8 PFC CS5 18B2319, Description: PFC CS5 18B2319

	# Name	ID	Area	%Rec	Area Out
1	1 13C4-PFBA	ST180228M1-8 PFC CS5 18B2319	1.33e4	149.9	NO
2	2 13C5-PFHxA	ST180228M1-8 PFC CS5 18B2319	1.47e4	98.6	NO
3	3 13C3-PFHxS	ST180228M1-8 PFC CS5 18B2319	3.19e3	95.3	NO
4	4 13C8-PFOA	ST180228M1-8 PFC CS5 18B2319	1.25e4	97.1	NO
5	5 13C9-PFNA	ST180228M1-8 PFC CS5 18B2319	1.40e4	117.9	NO
6	6 13C4-PFOS	ST180228M1-8 PFC CS5 18B2319	3.35e3	91.3	NO
7	7 13C6-PFDA	ST180228M1-8 PFC CS5 18B2319	1.44e4	98.3	NO
8	8 13C7-PFUDa	ST180228M1-8 PFC CS5 18B2319	1.68e4	99.7	NO

Name: 180228M1\_10, Date: 28-Feb-2018, Time: 22:16:39, ID: ST180228M1-9 PFC CS6 18B2320, Description: PFC CS6 18B2320

	# Name	ID	Area	%Rec	Area Out
1	1 13C4-PFBA	ST180228M1-9 PFC CS6 18B2320	1.26e4	142.1	NO
2	2 13C5-PFHxA	ST180228M1-9 PFC CS6 18B2320	1.42e4	95.7	NO
3	3 13C3-PFHxS	ST180228M1-9 PFC CS6 18B2320	3.43e3	102.6	NO
4	4 13C8-PFOA	ST180228M1-9 PFC CS6 18B2320	1.28e4	99.5	NO
5	5 13C9-PFNA	ST180228M1-9 PFC CS6 18B2320	1.39e4	116.7	NO
6	6 13C4-PFOS	ST180228M1-9 PFC CS6 18B2320	3.40e3	92.4	NO
7	7 13C6-PFDA	ST180228M1-9 PFC CS6 18B2320	1.38e4	94.2	NO
8	8 13C7-PFUDa	ST180228M1-9 PFC CS6 18B2320	1.39e4	82.6	NO

Dataset: Untitled

Last Altered: Friday, March 02, 2018 09:49:55 Pacific Standard Time

Printed: Friday, March 02, 2018 09:54:04 Pacific Standard Time

**Name: 180228M1\_11, Date: 28-Feb-2018, Time: 22:28:09, ID: ST180228M1-10 PFC CS7 18B2321, Description: PFC CS7 18B2321**

	# Name	ID	Area	%Rec	Area Out
1	1 13C4-PFBA	ST180228M1-10 PFC CS7 18B2321	1.25e4	141.2	NO
2	2 13C5-PFHxA	ST180228M1-10 PFC CS7 18B2321	1.34e4	90.3	NO
3	3 13C3-PFHxS	ST180228M1-10 PFC CS7 18B2321	2.97e3	88.9	NO
4	4 13C8-PFOA	ST180228M1-10 PFC CS7 18B2321	9.95e3	77.5	NO
5	5 13C9-PFNA	ST180228M1-10 PFC CS7 18B2321	1.14e4	95.9	NO
6	6 13C4-PFOS	ST180228M1-10 PFC CS7 18B2321	3.17e3	86.1	NO
7	7 13C6-PFDA	ST180228M1-10 PFC CS7 18B2321	1.29e4	87.6	NO
8	8 13C7-PFUdA	ST180228M1-10 PFC CS7 18B2321	1.37e4	81.1	NO

**Name: 180228M1\_12, Date: 28-Feb-2018, Time: 22:39:39, ID: IPA, Description: IPA**

	# Name	ID	Area	%Rec	Area Out
1	1 13C4-PFBA	IPA			NO
2	2 13C5-PFHxA	IPA			NO
3	3 13C3-PFHxS	IPA			NO
4	4 13C8-PFOA	IPA			NO
5	5 13C9-PFNA	IPA			NO
6	6 13C4-PFOS	IPA			NO
7	7 13C6-PFDA	IPA			NO
8	8 13C7-PFUdA	IPA			NO

**Name: 180228M1\_13, Date: 28-Feb-2018, Time: 22:51:06, ID: ICV180228M1-1 PFC ICV 18B2311, Description: PFC ICV 18B2311**

	# Name	ID	Area	%Rec	Area Out
1	1 13C4-PFBA	ICV180228M1-1 PFC ICV 18B2311	1.14e4	129.5	NO
2	2 13C5-PFHxA	ICV180228M1-1 PFC ICV 18B2311	1.29e4	86.9	NO
3	3 13C3-PFHxS	ICV180228M1-1 PFC ICV 18B2311	3.64e3	108.7	NO
4	4 13C8-PFOA	ICV180228M1-1 PFC ICV 18B2311	1.27e4	99.1	NO
5	5 13C9-PFNA	ICV180228M1-1 PFC ICV 18B2311	1.31e4	109.7	NO
6	6 13C4-PFOS	ICV180228M1-1 PFC ICV 18B2311	3.33e3	90.6	NO
7	7 13C6-PFDA	ICV180228M1-1 PFC ICV 18B2311	1.51e4	102.5	NO
8	8 13C7-PFUdA	ICV180228M1-1 PFC ICV 18B2311	1.83e4	108.8	NO

**Name: 180228M1\_14, Date: 28-Feb-2018, Time: 23:02:32, ID: IPA, Description: IPA**

	# Name	ID	Area	%Rec	Area Out
1	1 13C4-PFBA	IPA			NO
2	2 13C5-PFHxA	IPA			NO
3	3 13C3-PFHxS	IPA			NO
4	4 13C8-PFOA	IPA			NO
5	5 13C9-PFNA	IPA			NO
6	6 13C4-PFOS	IPA			NO
7	7 13C6-PFDA	IPA			NO
8	8 13C7-PFUdA	IPA			NO

Dataset: Untitled

Last Altered: Friday, March 02, 2018 09:49:55 Pacific Standard Time

Printed: Friday, March 02, 2018 09:54:04 Pacific Standard Time

**Name: 180228M1\_15, Date: 28-Feb-2018, Time: 23:13:59, ID: 1800170-04@10X C1 Comp 0.02028, Description: C1 Comp**

	# Name	ID	Area	%Rec	Area Out
1	1 13C4-PFBA	1800170-04@10X C1 Comp 0.02028	9.40e2	10.6	YES
2	2 13C5-PFHxA	1800170-04@10X C1 Comp 0.02028	1.19e3	8.0	YES
3	3 13C3-PFHxS	1800170-04@10X C1 Comp 0.02028	3.26e2	9.8	YES
4	4 13C8-PFOA	1800170-04@10X C1 Comp 0.02028	9.11e2	7.1	YES
5	5 13C9-PFNA	1800170-04@10X C1 Comp 0.02028	1.09e3	9.1	YES
6	6 13C4-PFOS	1800170-04@10X C1 Comp 0.02028	2.32e2	6.3	YES
7	7 13C6-PFDA	1800170-04@10X C1 Comp 0.02028	1.01e3	6.9	YES
8	8 13C7-PFUDa	1800170-04@10X C1 Comp 0.02028	1.17e3	6.9	YES

**Name: 180228M1\_16, Date: 28-Feb-2018, Time: 23:25:29, ID: 1800342-14@10X WI-AF-MW-201-0218 0.11911, Description: WI-AF-MW-201-0218**

	# Name	ID	Area	%Rec	Area Out
1	1 13C4-PFBA	1800342-14@10X WI-AF-MW-201-021...	7.81e2	8.8	YES
2	2 13C5-PFHxA	1800342-14@10X WI-AF-MW-201-021...	9.72e2	6.5	YES
3	3 13C3-PFHxS	1800342-14@10X WI-AF-MW-201-021...	2.27e2	6.8	YES
4	4 13C8-PFOA	1800342-14@10X WI-AF-MW-201-021...	8.38e2	6.5	YES
5	5 13C9-PFNA	1800342-14@10X WI-AF-MW-201-021...	9.01e2	7.6	YES
6	6 13C4-PFOS	1800342-14@10X WI-AF-MW-201-021...	3.01e2	8.2	YES
7	7 13C6-PFDA	1800342-14@10X WI-AF-MW-201-021...	1.10e3	7.5	YES
8	8 13C7-PFUDa	1800342-14@10X WI-AF-MW-201-021...	1.10e3	6.5	YES

**Name: 180228M1\_17, Date: 28-Feb-2018, Time: 23:36:59, ID: 1800342-18@5x WI-AF-N2-6C-0218 0.11624, Description: WI-AF-N2-6C-0218**

	# Name	ID	Area	%Rec	Area Out
1	1 13C4-PFBA	1800342-18@5x WI-AF-N2-6C-0218 0....	1.49e3	16.9	YES
2	2 13C5-PFHxA	1800342-18@5x WI-AF-N2-6C-0218 0....	1.73e3	11.6	YES
3	3 13C3-PFHxS	1800342-18@5x WI-AF-N2-6C-0218 0....	4.43e2	13.2	YES
4	4 13C8-PFOA	1800342-18@5x WI-AF-N2-6C-0218 0....	1.65e3	12.9	YES
5	5 13C9-PFNA	1800342-18@5x WI-AF-N2-6C-0218 0....	1.82e3	15.3	YES
6	6 13C4-PFOS	1800342-18@5x WI-AF-N2-6C-0218 0....	5.32e2	14.5	YES
7	7 13C6-PFDA	1800342-18@5x WI-AF-N2-6C-0218 0....	1.94e3	13.2	YES
8	8 13C7-PFUDa	1800342-18@5x WI-AF-N2-6C-0218 0....	1.91e3	11.3	YES

**Name: 180228M1\_18, Date: 28-Feb-2018, Time: 23:48:28, ID: 1800333-03 REEPDW188 0.12197, Description: REEPDW188**

	# Name	ID	Area	%Rec	Area Out
1	1 13C4-PFBA	1800333-03 REEPDW188 0.12197	7.99e3	90.4	NO
2	2 13C5-PFHxA	1800333-03 REEPDW188 0.12197	9.51e3	63.9	NO
3	3 13C3-PFHxS	1800333-03 REEPDW188 0.12197	2.46e3	73.6	NO
4	4 13C8-PFOA	1800333-03 REEPDW188 0.12197	6.96e3	54.2	NO
5	5 13C9-PFNA	1800333-03 REEPDW188 0.12197	7.06e3	59.3	NO
6	6 13C4-PFOS	1800333-03 REEPDW188 0.12197	2.78e3	75.8	NO
7	7 13C6-PFDA	1800333-03 REEPDW188 0.12197	9.66e3	65.7	NO
8	8 13C7-PFUDa	1800333-03 REEPDW188 0.12197	9.28e3	55.1	NO

Dataset: Untitled

Last Altered: Friday, March 02, 2018 09:49:55 Pacific Standard Time

Printed: Friday, March 02, 2018 09:54:04 Pacific Standard Time

**Name: 180228M1\_19, Date: 28-Feb-2018, Time: 23:59:58, ID: B8B0129-BS1 OPR 0.125, Description: OPR**

#	Name	ID	Area	%Rec	Area Out
1	1 13C4-PFBA	B8B0129-BS1 OPR 0.125	9.95e3	112.6	NO
2	2 13C5-PFHxA	B8B0129-BS1 OPR 0.125	1.21e4	81.7	NO
3	3 13C3-PFHxS	B8B0129-BS1 OPR 0.125	2.95e3	88.2	NO
4	4 13C8-PFOA	B8B0129-BS1 OPR 0.125	8.51e3	66.3	NO
5	5 13C9-PFNA	B8B0129-BS1 OPR 0.125	1.15e4	96.6	NO
6	6 13C4-PFOS	B8B0129-BS1 OPR 0.125	3.15e3	85.6	NO
7	7 13C6-PFDA	B8B0129-BS1 OPR 0.125	1.09e4	74.5	NO
8	8 13C7-PFUDa	B8B0129-BS1 OPR 0.125	1.48e4	88.0	NO

**Name: 180228M1\_20, Date: 01-Mar-2018, Time: 00:11:28, ID: B8B0129-BLK1 Method Blank 0.125, Description: Method Blank**

#	Name	ID	Area	%Rec	Area Out
1	1 13C4-PFBA	B8B0129-BLK1 Method Blank 0.125	9.03e3	102.1	NO
2	2 13C5-PFHxA	B8B0129-BLK1 Method Blank 0.125	9.85e3	66.3	NO
3	3 13C3-PFHxS	B8B0129-BLK1 Method Blank 0.125	3.20e3	95.6	NO
4	4 13C8-PFOA	B8B0129-BLK1 Method Blank 0.125	9.45e3	73.7	NO
5	5 13C9-PFNA	B8B0129-BLK1 Method Blank 0.125	9.52e3	79.9	NO
6	6 13C4-PFOS	B8B0129-BLK1 Method Blank 0.125	3.52e3	95.8	NO
7	7 13C6-PFDA	B8B0129-BLK1 Method Blank 0.125	1.29e4	88.0	NO
8	8 13C7-PFUDa	B8B0129-BLK1 Method Blank 0.125	1.48e4	88.0	NO

**Name: 180228M1\_21, Date: 01-Mar-2018, Time: 00:22:55, ID: B8B0129-MS1 Matrix Spike 0.11962, Description: Matrix Spike**

#	Name	ID	Area	%Rec	Area Out
1	1 13C4-PFBA	B8B0129-MS1 Matrix Spike 0.11962	8.68e3	98.1	NO
2	2 13C5-PFHxA	B8B0129-MS1 Matrix Spike 0.11962	1.03e4	69.1	NO
3	3 13C3-PFHxS	B8B0129-MS1 Matrix Spike 0.11962	3.47e3	103.6	NO
4	4 13C8-PFOA	B8B0129-MS1 Matrix Spike 0.11962	9.77e3	76.1	NO
5	5 13C9-PFNA	B8B0129-MS1 Matrix Spike 0.11962	1.09e4	91.4	NO
6	6 13C4-PFOS	B8B0129-MS1 Matrix Spike 0.11962	3.18e3	86.7	NO
7	7 13C6-PFDA	B8B0129-MS1 Matrix Spike 0.11962	1.08e4	73.8	NO
8	8 13C7-PFUDa	B8B0129-MS1 Matrix Spike 0.11962	1.27e4	75.5	NO

**Name: 180228M1\_22, Date: 01-Mar-2018, Time: 00:34:21, ID: B8B0129-MSD1 Matrix Spike Dup 0.12145, Description: Matrix Spike Dup**

#	Name	ID	Area	%Rec	Area Out
1	1 13C4-PFBA	B8B0129-MSD1 Matrix Spike Dup 0.12145	6.57e3	74.4	NO
2	2 13C5-PFHxA	B8B0129-MSD1 Matrix Spike Dup 0.12145	7.74e3	52.1	NO
3	3 13C3-PFHxS	B8B0129-MSD1 Matrix Spike Dup 0.12145	2.91e3	87.1	NO
4	4 13C8-PFOA	B8B0129-MSD1 Matrix Spike Dup 0.12145	7.66e3	59.7	NO
5	5 13C9-PFNA	B8B0129-MSD1 Matrix Spike Dup 0.12145	8.30e3	69.6	NO
6	6 13C4-PFOS	B8B0129-MSD1 Matrix Spike Dup 0.12145	3.31e3	90.2	NO
7	7 13C6-PFDA	B8B0129-MSD1 Matrix Spike Dup 0.12145	8.16e3	55.5	NO
8	8 13C7-PFUDa	B8B0129-MSD1 Matrix Spike Dup 0.12145	1.19e4	70.5	NO

Dataset: Untitled

Last Altered: Friday, March 02, 2018 09:49:55 Pacific Standard Time

Printed: Friday, March 02, 2018 09:54:04 Pacific Standard Time

**Name: 180228M1\_23, Date: 01-Mar-2018, Time: 00:45:48, ID: 1800332-01 OF-RW42B-MID01-0218 0.11601, Description: OF-RW42B-MID01-0218**

	# Name	ID	Area	%Rec	Area Out
1	1 13C4-PFBA	1800332-01 OF-RW42B-MID01-0218 0...	6.15e3	69.6	NO
2	2 13C5-PFHxA	1800332-01 OF-RW42B-MID01-0218 0...	8.99e3	60.5	NO
3	3 13C3-PFHxS	1800332-01 OF-RW42B-MID01-0218 0...	2.89e3	86.2	NO
4	4 13C8-PFOA	1800332-01 OF-RW42B-MID01-0218 0...	7.80e3	60.8	NO
5	5 13C9-PFNA	1800332-01 OF-RW42B-MID01-0218 0...	9.28e3	77.9	NO
6	6 13C4-PFOS	1800332-01 OF-RW42B-MID01-0218 0...	2.84e3	77.2	NO
7	7 13C6-PFDA	1800332-01 OF-RW42B-MID01-0218 0...	1.12e4	76.0	NO
8	8 13C7-PFUDa	1800332-01 OF-RW42B-MID01-0218 0...	1.26e4	75.0	NO

**Name: 180228M1\_24, Date: 01-Mar-2018, Time: 00:57:15, ID: 1800332-02 OF-RW42B-EFF01-0218 0.1211, Description: OF-RW42B-EFF01-0218**

	# Name	ID	Area	%Rec	Area Out
1	1 13C4-PFBA	1800332-02 OF-RW42B-EFF01-0218 0...	8.47e3	95.8	NO
2	2 13C5-PFHxA	1800332-02 OF-RW42B-EFF01-0218 0...	9.90e3	66.6	NO
3	3 13C3-PFHxS	1800332-02 OF-RW42B-EFF01-0218 0...	2.79e3	83.4	NO
4	4 13C8-PFOA	1800332-02 OF-RW42B-EFF01-0218 0...	9.33e3	72.7	NO
5	5 13C9-PFNA	1800332-02 OF-RW42B-EFF01-0218 0...	7.95e3	66.7	NO
6	6 13C4-PFOS	1800332-02 OF-RW42B-EFF01-0218 0...	2.87e3	78.0	NO
7	7 13C6-PFDA	1800332-02 OF-RW42B-EFF01-0218 0...	8.91e3	60.6	NO
8	8 13C7-PFUDa	1800332-02 OF-RW42B-EFF01-0218 0...	1.39e4	82.3	NO

**Name: 180228M1\_25, Date: 01-Mar-2018, Time: 01:08:45, ID: 1800332-03 OF-RW42B-FB01-0218 0.12204, Description: OF-RW42B-FB01-0218**

	# Name	ID	Area	%Rec	Area Out
1	1 13C4-PFBA	1800332-03 OF-RW42B-FB01-0218 0.1...	1.03e4	116.1	NO
2	2 13C5-PFHxA	1800332-03 OF-RW42B-FB01-0218 0.1...	1.18e4	79.5	NO
3	3 13C3-PFHxS	1800332-03 OF-RW42B-FB01-0218 0.1...	3.06e3	91.3	NO
4	4 13C8-PFOA	1800332-03 OF-RW42B-FB01-0218 0.1...	1.01e4	78.8	NO
5	5 13C9-PFNA	1800332-03 OF-RW42B-FB01-0218 0.1...	1.14e4	95.7	NO
6	6 13C4-PFOS	1800332-03 OF-RW42B-FB01-0218 0.1...	3.23e3	87.9	NO
7	7 13C6-PFDA	1800332-03 OF-RW42B-FB01-0218 0.1...	1.30e4	88.6	NO
8	8 13C7-PFUDa	1800332-03 OF-RW42B-FB01-0218 0.1...	1.36e4	80.8	NO

**Name: 180228M1\_26, Date: 01-Mar-2018, Time: 01:20:14, ID: 1800332-04 OF-RW42C-INF01-0218 0.1208, Description: OF-RW42C-INF01-0218**

	# Name	ID	Area	%Rec	Area Out
1	1 13C4-PFBA	1800332-04 OF-RW42C-INF01-0218 0...	1.05e4	119.1	NO
2	2 13C5-PFHxA	1800332-04 OF-RW42C-INF01-0218 0...	1.12e4	75.5	NO
3	3 13C3-PFHxS	1800332-04 OF-RW42C-INF01-0218 0...	2.89e3	86.4	NO
4	4 13C8-PFOA	1800332-04 OF-RW42C-INF01-0218 0...	1.01e4	78.4	NO
5	5 13C9-PFNA	1800332-04 OF-RW42C-INF01-0218 0...	1.01e4	84.4	NO
6	6 13C4-PFOS	1800332-04 OF-RW42C-INF01-0218 0...	3.19e3	86.9	NO
7	7 13C6-PFDA	1800332-04 OF-RW42C-INF01-0218 0...	1.35e4	91.8	NO
8	8 13C7-PFUDa	1800332-04 OF-RW42C-INF01-0218 0...	1.45e4	86.3	NO

Dataset: Untitled

Last Altered: Friday, March 02, 2018 09:49:55 Pacific Standard Time

Printed: Friday, March 02, 2018 09:54:04 Pacific Standard Time

**Name: 180228M1\_27, Date: 01-Mar-2018, Time: 01:31:43, ID: 1800332-05 OF-RW42C-MID01-0218 0.12063, Description: OF-RW42C-MID01-0218**

	# Name	ID	Area	%Rec	Area Out
1	1 13C4-PFBA	1800332-05 OF-RW42C-MID01-0218 0....	1.07e4	120.7	NO
2	2 13C5-PFHxA	1800332-05 OF-RW42C-MID01-0218 0....	1.16e4	77.8	NO
3	3 13C3-PFHxS	1800332-05 OF-RW42C-MID01-0218 0....	2.97e3	88.8	NO
4	4 13C8-PFOA	1800332-05 OF-RW42C-MID01-0218 0....	1.03e4	80.6	NO
5	5 13C9-PFNA	1800332-05 OF-RW42C-MID01-0218 0....	1.08e4	90.8	NO
6	6 13C4-PFOS	1800332-05 OF-RW42C-MID01-0218 0....	3.18e3	86.4	NO
7	7 13C6-PFDA	1800332-05 OF-RW42C-MID01-0218 0....	1.21e4	82.4	NO
8	8 13C7-PFUDa	1800332-05 OF-RW42C-MID01-0218 0....	1.35e4	80.2	NO

**Name: 180228M1\_28, Date: 01-Mar-2018, Time: 01:43:12, ID: 1800332-06 OF-RW42C-EFF01-0218 0.11886, Description: OF-RW42C-EFF01-0218**

	# Name	ID	Area	%Rec	Area Out
1	1 13C4-PFBA	1800332-06 OF-RW42C-EFF01-0218 0...	7.12e3	80.6	NO
2	2 13C5-PFHxA	1800332-06 OF-RW42C-EFF01-0218 0...	9.68e3	65.1	NO
3	3 13C3-PFHxS	1800332-06 OF-RW42C-EFF01-0218 0...	2.94e3	87.9	NO
4	4 13C8-PFOA	1800332-06 OF-RW42C-EFF01-0218 0...	9.48e3	73.9	NO
5	5 13C9-PFNA	1800332-06 OF-RW42C-EFF01-0218 0...	8.86e3	74.3	NO
6	6 13C4-PFOS	1800332-06 OF-RW42C-EFF01-0218 0...	3.09e3	84.1	NO
7	7 13C6-PFDA	1800332-06 OF-RW42C-EFF01-0218 0...	1.12e4	76.4	NO
8	8 13C7-PFUDa	1800332-06 OF-RW42C-EFF01-0218 0...	1.25e4	74.0	NO

**Name: 180228M1\_29, Date: 01-Mar-2018, Time: 01:54:42, ID: 1800332-07 OF-RW42C-FB01-0218 0.11859, Description: OF-RW42C-FB01-0218**

	# Name	ID	Area	%Rec	Area Out
1	1 13C4-PFBA	1800332-07 OF-RW42C-FB01-0218 0.1...	9.78e3	110.6	NO
2	2 13C5-PFHxA	1800332-07 OF-RW42C-FB01-0218 0.1...	1.13e4	75.9	NO
3	3 13C3-PFHxS	1800332-07 OF-RW42C-FB01-0218 0.1...	2.87e3	85.8	NO
4	4 13C8-PFOA	1800332-07 OF-RW42C-FB01-0218 0.1...	9.54e3	74.4	NO
5	5 13C9-PFNA	1800332-07 OF-RW42C-FB01-0218 0.1...	1.15e4	96.3	NO
6	6 13C4-PFOS	1800332-07 OF-RW42C-FB01-0218 0.1...	3.20e3	87.2	NO
7	7 13C6-PFDA	1800332-07 OF-RW42C-FB01-0218 0.1...	1.20e4	82.0	NO
8	8 13C7-PFUDa	1800332-07 OF-RW42C-FB01-0218 0.1...	1.61e4	95.4	NO

**Name: 180228M1\_30, Date: 01-Mar-2018, Time: 02:06:11, ID: 1800332-08 OF-INF01-WT-021418 0.11784, Description: OF-INF01-WT-021418**

	# Name	ID	Area	%Rec	Area Out
1	1 13C4-PFBA	1800332-08 OF-INF01-WT-021418 0.11...	9.63e3	108.9	NO
2	2 13C5-PFHxA	1800332-08 OF-INF01-WT-021418 0.11...	1.09e4	73.0	NO
3	3 13C3-PFHxS	1800332-08 OF-INF01-WT-021418 0.11...	3.01e3	90.0	NO
4	4 13C8-PFOA	1800332-08 OF-INF01-WT-021418 0.11...	1.01e4	78.5	NO
5	5 13C9-PFNA	1800332-08 OF-INF01-WT-021418 0.11...	1.18e4	98.7	NO
6	6 13C4-PFOS	1800332-08 OF-INF01-WT-021418 0.11...	2.84e3	77.2	NO
7	7 13C6-PFDA	1800332-08 OF-INF01-WT-021418 0.11...	1.16e4	78.9	NO
8	8 13C7-PFUDa	1800332-08 OF-INF01-WT-021418 0.11...	1.17e4	69.6	NO

Dataset: Untitled

Last Altered: Friday, March 02, 2018 09:49:55 Pacific Standard Time

Printed: Friday, March 02, 2018 09:54:04 Pacific Standard Time

**Name: 180228M1\_31, Date: 01-Mar-2018, Time: 02:17:42, ID: IPA, Description: IPA**

	# Name	ID	Area	%Rec	Area Out
1	1 13C4-PFBA	IPA			NO
2	2 13C5-PFHxA	IPA			NO
3	3 13C3-PFHxS	IPA			NO
4	4 13C8-PFOA	IPA			NO
5	5 13C9-PFNA	IPA			NO
6	6 13C4-PFOS	IPA			NO
7	7 13C6-PFDA	IPA			NO
8	8 13C7-PFUdA	IPA			NO

**Name: 180228M1\_32, Date: 01-Mar-2018, Time: 02:29:08, ID: ST180228M1-11 PFC CS3 18B2317, Description: PFC CS3 18B2317**

	# Name	ID	Area	%Rec	Area Out
1	1 13C4-PFBA	ST180228M1-11 PFC CS3 18B2317	1.03e4	116.7	NO
2	2 13C5-PFHxA	ST180228M1-11 PFC CS3 18B2317	1.39e4	93.5	NO
3	3 13C3-PFHxS	ST180228M1-11 PFC CS3 18B2317	3.26e3	97.3	NO
4	4 13C8-PFOA	ST180228M1-11 PFC CS3 18B2317	1.35e4	105.6	NO
5	5 13C9-PFNA	ST180228M1-11 PFC CS3 18B2317	1.20e4	100.5	NO
6	6 13C4-PFOS	ST180228M1-11 PFC CS3 18B2317	3.85e3	104.7	NO
7	7 13C6-PFDA	ST180228M1-11 PFC CS3 18B2317	1.47e4	100.1	NO
8	8 13C7-PFUdA	ST180228M1-11 PFC CS3 18B2317	1.50e4	89.0	NO

**Name: 180228M1\_33, Date: 01-Mar-2018, Time: 02:40:38, ID: IPA, Description: IPA**

	# Name	ID	Area	%Rec	Area Out
1	1 13C4-PFBA	IPA			NO
2	2 13C5-PFHxA	IPA	9.41e0	0.1	YES
3	3 13C3-PFHxS	IPA			NO
4	4 13C8-PFOA	IPA			NO
5	5 13C9-PFNA	IPA			NO
6	6 13C4-PFOS	IPA			NO
7	7 13C6-PFDA	IPA			NO
8	8 13C7-PFUdA	IPA			NO

**Name: 180228M1\_34, Date: 01-Mar-2018, Time: 02:52:08, ID: 1800332-09 OF-MID01-WT-021418 0.11976, Description: OF-MID01-WT-021418**

	# Name	ID	Area	%Rec	Area Out
1	1 13C4-PFBA	1800332-09 OF-MID01-WT-021418 0.1...	9.35e3	105.8	NO
2	2 13C5-PFHxA	1800332-09 OF-MID01-WT-021418 0.1...	1.08e4	72.7	NO
3	3 13C3-PFHxS	1800332-09 OF-MID01-WT-021418 0.1...	3.28e3	98.0	NO
4	4 13C8-PFOA	1800332-09 OF-MID01-WT-021418 0.1...	1.05e4	82.0	NO
5	5 13C9-PFNA	1800332-09 OF-MID01-WT-021418 0.1...	1.10e4	92.1	NO
6	6 13C4-PFOS	1800332-09 OF-MID01-WT-021418 0.1...	3.11e3	84.7	NO
7	7 13C6-PFDA	1800332-09 OF-MID01-WT-021418 0.1...	1.03e4	70.0	NO
8	8 13C7-PFUdA	1800332-09 OF-MID01-WT-021418 0.1...	1.39e4	82.6	NO



Dataset: Untitled

Last Altered: Friday, March 02, 2018 09:49:55 Pacific Standard Time

Printed: Friday, March 02, 2018 09:54:04 Pacific Standard Time

**Name: 180228M1\_35, Date: 01-Mar-2018, Time: 03:03:35, ID: 1800332-10 OF-FB01-WT-021418 0.12199, Description: OF-FB01-WT-021418**

	# Name	ID	Area	%Rec	Area Out
1	1 13C4-PFBA	1800332-10 OF-FB01-WT-021418 0.12...	9.43e3	106.6	NO
2	2 13C5-PFHxA	1800332-10 OF-FB01-WT-021418 0.12...	1.17e4	78.7	NO
3	3 13C3-PFHxS	1800332-10 OF-FB01-WT-021418 0.12...	2.97e3	88.7	NO
4	4 13C8-PFOA	1800332-10 OF-FB01-WT-021418 0.12...	1.08e4	84.0	NO
5	5 13C9-PFNA	1800332-10 OF-FB01-WT-021418 0.12...	1.27e4	106.3	NO
6	6 13C4-PFOS	1800332-10 OF-FB01-WT-021418 0.12...	2.63e3	71.6	NO
7	7 13C6-PFDA	1800332-10 OF-FB01-WT-021418 0.12...	1.36e4	92.4	NO
8	8 13C7-PFUDa	1800332-10 OF-FB01-WT-021418 0.12...	1.52e4	90.4	NO

**Name: 180228M1\_36, Date: 01-Mar-2018, Time: 03:15:04, ID: 1800332-11 OF-EFF01-WT-021418 0.12052, Description: OF-EFF01-WT-021418**

	# Name	ID	Area	%Rec	Area Out
1	1 13C4-PFBA	1800332-11 OF-EFF01-WT-021418 0.1...	8.31e3	94.1	NO
2	2 13C5-PFHxA	1800332-11 OF-EFF01-WT-021418 0.1...	9.69e3	65.2	NO
3	3 13C3-PFHxS	1800332-11 OF-EFF01-WT-021418 0.1...	3.21e3	95.8	NO
4	4 13C8-PFOA	1800332-11 OF-EFF01-WT-021418 0.1...	9.39e3	73.2	NO
5	5 13C9-PFNA	1800332-11 OF-EFF01-WT-021418 0.1...	1.16e4	97.0	NO
6	6 13C4-PFOS	1800332-11 OF-EFF01-WT-021418 0.1...	2.90e3	78.8	NO
7	7 13C6-PFDA	1800332-11 OF-EFF01-WT-021418 0.1...	1.11e4	75.6	NO
8	8 13C7-PFUDa	1800332-11 OF-EFF01-WT-021418 0.1...	1.28e4	76.2	NO

**Name: 180228M1\_37, Date: 01-Mar-2018, Time: 03:26:31, ID: 1800332-12 OF-EFF01P-WT-021418 0.12067, Description: OF-EFF01P-WT-021418**

	# Name	ID	Area	%Rec	Area Out
1	1 13C4-PFBA	1800332-12 OF-EFF01P-WT-021418 0....	9.11e3	103.0	NO
2	2 13C5-PFHxA	1800332-12 OF-EFF01P-WT-021418 0....	1.09e4	73.6	NO
3	3 13C3-PFHxS	1800332-12 OF-EFF01P-WT-021418 0....	3.09e3	92.2	NO
4	4 13C8-PFOA	1800332-12 OF-EFF01P-WT-021418 0....	1.01e4	78.8	NO
5	5 13C9-PFNA	1800332-12 OF-EFF01P-WT-021418 0....	1.14e4	95.8	NO
6	6 13C4-PFOS	1800332-12 OF-EFF01P-WT-021418 0....	3.68e3	100.1	NO
7	7 13C6-PFDA	1800332-12 OF-EFF01P-WT-021418 0....	1.46e4	99.1	NO
8	8 13C7-PFUDa	1800332-12 OF-EFF01P-WT-021418 0....	1.55e4	92.1	NO

**Name: 180228M1\_38, Date: 01-Mar-2018, Time: 03:38:01, ID: 1800337-01 REEPDW189 0.12105, Description: REEPDW189**

	# Name	ID	Area	%Rec	Area Out
1	1 13C4-PFBA	1800337-01 REEPDW189 0.12105	1.04e4	117.2	NO
2	2 13C5-PFHxA	1800337-01 REEPDW189 0.12105	1.15e4	77.3	NO
3	3 13C3-PFHxS	1800337-01 REEPDW189 0.12105	3.18e3	95.0	NO
4	4 13C8-PFOA	1800337-01 REEPDW189 0.12105	9.75e3	76.0	NO
5	5 13C9-PFNA	1800337-01 REEPDW189 0.12105	9.03e3	75.8	NO
6	6 13C4-PFOS	1800337-01 REEPDW189 0.12105	2.78e3	75.5	NO
7	7 13C6-PFDA	1800337-01 REEPDW189 0.12105	9.56e3	65.1	NO
8	8 13C7-PFUDa	1800337-01 REEPDW189 0.12105	1.27e4	75.1	NO

Dataset: Untitled

Last Altered: Friday, March 02, 2018 09:49:55 Pacific Standard Time

Printed: Friday, March 02, 2018 09:54:04 Pacific Standard Time

**Name: 180228M1\_39, Date: 01-Mar-2018, Time: 03:49:31, ID: 1800338-01 REEPDW189FRB 0.12225, Description: REEPDW189FRB**

	# Name	ID	Area	%Rec	Area Out
1	1 13C4-PFBA	1800338-01 REEPDW189FRB 0.12225	1.02e4	115.8	NO
2	2 13C5-PFHxA	1800338-01 REEPDW189FRB 0.12225	1.21e4	81.2	NO
3	3 13C3-PFHxS	1800338-01 REEPDW189FRB 0.12225	3.25e3	97.1	NO
4	4 13C8-PFOA	1800338-01 REEPDW189FRB 0.12225	1.04e4	81.4	NO
5	5 13C9-PFNA	1800338-01 REEPDW189FRB 0.12225	1.11e4	93.6	NO
6	6 13C4-PFOS	1800338-01 REEPDW189FRB 0.12225	3.05e3	82.9	NO
7	7 13C6-PFDA	1800338-01 REEPDW189FRB 0.12225	1.06e4	72.5	NO
8	8 13C7-PFUDa	1800338-01 REEPDW189FRB 0.12225	1.56e4	92.7	NO

**Name: 180228M1\_40, Date: 01-Mar-2018, Time: 04:00:57, ID: 1800339-01 WI-A06-MW-06-0218 0.11846, Description: WI-A06-MW-06-0218**

	# Name	ID	Area	%Rec	Area Out
1	1 13C4-PFBA	1800339-01 WI-A06-MW-06-0218 0.118...	8.80e3	99.5	NO
2	2 13C5-PFHxA	1800339-01 WI-A06-MW-06-0218 0.118...	1.02e4	68.6	NO
3	3 13C3-PFHxS	1800339-01 WI-A06-MW-06-0218 0.118...	3.03e3	90.5	NO
4	4 13C8-PFOA	1800339-01 WI-A06-MW-06-0218 0.118...	9.64e3	75.1	NO
5	5 13C9-PFNA	1800339-01 WI-A06-MW-06-0218 0.118...	1.12e4	94.4	NO
6	6 13C4-PFOS	1800339-01 WI-A06-MW-06-0218 0.118...	3.34e3	90.8	NO
7	7 13C6-PFDA	1800339-01 WI-A06-MW-06-0218 0.118...	1.21e4	82.4	NO
8	8 13C7-PFUDa	1800339-01 WI-A06-MW-06-0218 0.118...	1.16e4	69.1	NO

**Name: 180228M1\_41, Date: 01-Mar-2018, Time: 04:12:27, ID: 1800339-02 WI-A06-FB01-021618 0.12165, Description: WI-A06-FB01-021618**

	# Name	ID	Area	%Rec	Area Out
1	1 13C4-PFBA	1800339-02 WI-A06-FB01-021618 0.12...	1.02e4	115.0	NO
2	2 13C5-PFHxA	1800339-02 WI-A06-FB01-021618 0.12...	1.13e4	75.9	NO
3	3 13C3-PFHxS	1800339-02 WI-A06-FB01-021618 0.12...	3.19e3	95.4	NO
4	4 13C8-PFOA	1800339-02 WI-A06-FB01-021618 0.12...	1.02e4	79.2	NO
5	5 13C9-PFNA	1800339-02 WI-A06-FB01-021618 0.12...	1.10e4	92.1	NO
6	6 13C4-PFOS	1800339-02 WI-A06-FB01-021618 0.12...	3.41e3	92.8	NO
7	7 13C6-PFDA	1800339-02 WI-A06-FB01-021618 0.12...	1.24e4	84.2	NO
8	8 13C7-PFUDa	1800339-02 WI-A06-FB01-021618 0.12...	1.34e4	79.5	NO

**Name: 180228M1\_42, Date: 01-Mar-2018, Time: 04:23:56, ID: 1800339-03 WI-A06-EB01-021618 0.12121, Description: WI-A06-EB01-021618**

	# Name	ID	Area	%Rec	Area Out
1	1 13C4-PFBA	1800339-03 WI-A06-EB01-021618 0.12...	1.01e4	114.5	NO
2	2 13C5-PFHxA	1800339-03 WI-A06-EB01-021618 0.12...	1.04e4	69.9	NO
3	3 13C3-PFHxS	1800339-03 WI-A06-EB01-021618 0.12...	3.20e3	95.7	NO
4	4 13C8-PFOA	1800339-03 WI-A06-EB01-021618 0.12...	9.57e3	74.6	NO
5	5 13C9-PFNA	1800339-03 WI-A06-EB01-021618 0.12...	1.20e4	100.5	NO
6	6 13C4-PFOS	1800339-03 WI-A06-EB01-021618 0.12...	3.13e3	85.1	NO
7	7 13C6-PFDA	1800339-03 WI-A06-EB01-021618 0.12...	1.16e4	78.8	NO
8	8 13C7-PFUDa	1800339-03 WI-A06-EB01-021618 0.12...	1.14e4	67.8	NO

Dataset: Untitled

Last Altered: Friday, March 02, 2018 09:49:55 Pacific Standard Time

Printed: Friday, March 02, 2018 09:54:04 Pacific Standard Time

**Name: 180228M1\_43, Date: 01-Mar-2018, Time: 04:35:23, ID: 1800339-04 WI-A06-S-01-0218 0.12143, Description: WI-A06-S-01-0218**

	# Name	ID	Area	%Rec	Area Out
1	1 13C4-PFBA	1800339-04 WI-A06-S-01-0218 0.12143	9.18e3	103.9	NO
2	2 13C5-PFHxA	1800339-04 WI-A06-S-01-0218 0.12143	1.06e4	71.2	NO
3	3 13C3-PFHxS	1800339-04 WI-A06-S-01-0218 0.12143	2.89e3	86.5	NO
4	4 13C8-PFOA	1800339-04 WI-A06-S-01-0218 0.12143	9.96e3	77.6	NO
5	5 13C9-PFNA	1800339-04 WI-A06-S-01-0218 0.12143	9.53e3	80.0	NO
6	6 13C4-PFOS	1800339-04 WI-A06-S-01-0218 0.12143	3.43e3	93.5	NO
7	7 13C6-PFDA	1800339-04 WI-A06-S-01-0218 0.12143	9.96e3	67.8	NO
8	8 13C7-PFUdA	1800339-04 WI-A06-S-01-0218 0.12143	1.14e4	67.5	NO

**Name: 180228M1\_44, Date: 01-Mar-2018, Time: 04:46:52, ID: 1800339-05 WI-A06-S-01P-0218 0.12184, Description: WI-A06-S-01P-0218**

	# Name	ID	Area	%Rec	Area Out
1	1 13C4-PFBA	1800339-05 WI-A06-S-01P-0218 0.12184	8.54e3	96.7	NO
2	2 13C5-PFHxA	1800339-05 WI-A06-S-01P-0218 0.12184	8.53e3	57.4	NO
3	3 13C3-PFHxS	1800339-05 WI-A06-S-01P-0218 0.12184	2.98e3	89.2	NO
4	4 13C8-PFOA	1800339-05 WI-A06-S-01P-0218 0.12184	9.04e3	70.4	NO
5	5 13C9-PFNA	1800339-05 WI-A06-S-01P-0218 0.12184	8.74e3	73.4	NO
6	6 13C4-PFOS	1800339-05 WI-A06-S-01P-0218 0.12184	2.70e3	73.4	NO
7	7 13C6-PFDA	1800339-05 WI-A06-S-01P-0218 0.12184	1.07e4	72.6	NO
8	8 13C7-PFUdA	1800339-05 WI-A06-S-01P-0218 0.12184	1.22e4	72.4	NO

**Name: 180228M1\_45, Date: 01-Mar-2018, Time: 04:58:21, ID: 1800339-06 WI-A06-FB01-021918 0.12222, Description: WI-A06-FB01-021918**

	# Name	ID	Area	%Rec	Area Out
1	1 13C4-PFBA	1800339-06 WI-A06-FB01-021918 0.12...	8.62e3	97.5	NO
2	2 13C5-PFHxA	1800339-06 WI-A06-FB01-021918 0.12...	1.07e4	71.9	NO
3	3 13C3-PFHxS	1800339-06 WI-A06-FB01-021918 0.12...	3.03e3	90.5	NO
4	4 13C8-PFOA	1800339-06 WI-A06-FB01-021918 0.12...	9.01e3	70.2	NO
5	5 13C9-PFNA	1800339-06 WI-A06-FB01-021918 0.12...	1.13e4	95.1	NO
6	6 13C4-PFOS	1800339-06 WI-A06-FB01-021918 0.12...	3.35e3	91.3	NO
7	7 13C6-PFDA	1800339-06 WI-A06-FB01-021918 0.12...	1.19e4	80.9	NO
8	8 13C7-PFUdA	1800339-06 WI-A06-FB01-021918 0.12...	1.45e4	85.9	NO

**Name: 180228M1\_46, Date: 01-Mar-2018, Time: 05:09:51, ID: B8B0121-BS1 OPR 0.125, Description: OPR**

	# Name	ID	Area	%Rec	Area Out
1	1 13C4-PFBA	B8B0121-BS1 OPR 0.125	9.04e3	102.2	NO
2	2 13C5-PFHxA	B8B0121-BS1 OPR 0.125	9.32e3	62.7	NO
3	3 13C3-PFHxS	B8B0121-BS1 OPR 0.125	2.39e3	71.4	NO
4	4 13C8-PFOA	B8B0121-BS1 OPR 0.125	6.98e3	54.4	NO
5	5 13C9-PFNA	B8B0121-BS1 OPR 0.125	8.68e3	72.8	NO
6	6 13C4-PFOS	B8B0121-BS1 OPR 0.125	2.59e3	70.5	NO
7	7 13C6-PFDA	B8B0121-BS1 OPR 0.125	9.95e3	67.7	NO
8	8 13C7-PFUdA	B8B0121-BS1 OPR 0.125	1.17e4	69.5	NO

Dataset: Untitled

Last Altered: Friday, March 02, 2018 09:49:55 Pacific Standard Time

Printed: Friday, March 02, 2018 09:54:04 Pacific Standard Time

**Name: 180228M1\_47, Date: 01-Mar-2018, Time: 05:21:21, ID: B8B0121-BSD1 LCSD 0.125, Description: LCSD**

	# Name	ID	Area	%Rec	Area Out
1	1 13C4-PFBA	B8B0121-BSD1 LCSD 0.125	9.01e3	102.0	NO
2	2 13C5-PFHxA	B8B0121-BSD1 LCSD 0.125	8.87e3	59.7	NO
3	3 13C3-PFHxS	B8B0121-BSD1 LCSD 0.125	2.21e3	66.0	NO
4	4 13C8-PFOA	B8B0121-BSD1 LCSD 0.125	7.27e3	56.6	NO
5	5 13C9-PFNA	B8B0121-BSD1 LCSD 0.125	9.07e3	76.1	NO
6	6 13C4-PFOS	B8B0121-BSD1 LCSD 0.125	2.60e3	70.6	NO
7	7 13C6-PFDA	B8B0121-BSD1 LCSD 0.125	9.93e3	67.6	NO
8	8 13C7-PFUDa	B8B0121-BSD1 LCSD 0.125	1.29e4	76.6	NO

**Name: 180228M1\_48, Date: 01-Mar-2018, Time: 05:32:51, ID: B8B0121-BLK1 Method Blank 0.125, Description: Method Blank**

	# Name	ID	Area	%Rec	Area Out
1	1 13C4-PFBA	B8B0121-BLK1 Method Blank 0.125	7.60e3	85.9	NO
2	2 13C5-PFHxA	B8B0121-BLK1 Method Blank 0.125	7.53e3	50.6	NO
3	3 13C3-PFHxS	B8B0121-BLK1 Method Blank 0.125	2.50e3	74.6	NO
4	4 13C8-PFOA	B8B0121-BLK1 Method Blank 0.125	7.14e3	55.7	NO
5	5 13C9-PFNA	B8B0121-BLK1 Method Blank 0.125	7.82e3	65.6	NO
6	6 13C4-PFOS	B8B0121-BLK1 Method Blank 0.125	2.75e3	74.9	NO
7	7 13C6-PFDA	B8B0121-BLK1 Method Blank 0.125	9.02e3	61.4	NO
8	8 13C7-PFUDa	B8B0121-BLK1 Method Blank 0.125	8.80e3	52.3	NO

**Name: 180228M1\_49, Date: 01-Mar-2018, Time: 05:44:18, ID: 1800327-01 OF-RW42A-0218 0.10903, Description: OF-RW42A-0218**

	# Name	ID	Area	%Rec	Area Out
1	1 13C4-PFBA	1800327-01 OF-RW42A-0218 0.10903	9.99e3	113.0	NO
2	2 13C5-PFHxA	1800327-01 OF-RW42A-0218 0.10903	1.09e4	73.5	NO
3	3 13C3-PFHxS	1800327-01 OF-RW42A-0218 0.10903	2.39e3	71.5	NO
4	4 13C8-PFOA	1800327-01 OF-RW42A-0218 0.10903	9.12e3	71.1	NO
5	5 13C9-PFNA	1800327-01 OF-RW42A-0218 0.10903	9.33e3	78.3	NO
6	6 13C4-PFOS	1800327-01 OF-RW42A-0218 0.10903	2.62e3	71.2	NO
7	7 13C6-PFDA	1800327-01 OF-RW42A-0218 0.10903	1.05e4	71.2	NO
8	8 13C7-PFUDa	1800327-01 OF-RW42A-0218 0.10903	1.18e4	70.0	NO

**Name: 180228M1\_50, Date: 01-Mar-2018, Time: 05:55:45, ID: 1800327-02 OF-FB42C-0218 0.11801, Description: OF-FB42C-0218**

	# Name	ID	Area	%Rec	Area Out
1	1 13C4-PFBA	1800327-02 OF-FB42C-0218 0.11801	8.91e3	100.8	NO
2	2 13C5-PFHxA	1800327-02 OF-FB42C-0218 0.11801	9.78e3	65.8	NO
3	3 13C3-PFHxS	1800327-02 OF-FB42C-0218 0.11801	2.60e3	77.6	NO
4	4 13C8-PFOA	1800327-02 OF-FB42C-0218 0.11801	8.18e3	63.8	NO
5	5 13C9-PFNA	1800327-02 OF-FB42C-0218 0.11801	9.13e3	76.6	NO
6	6 13C4-PFOS	1800327-02 OF-FB42C-0218 0.11801	2.87e3	78.0	NO
7	7 13C6-PFDA	1800327-02 OF-FB42C-0218 0.11801	1.01e4	68.7	NO
8	8 13C7-PFUDa	1800327-02 OF-FB42C-0218 0.11801	1.05e4	62.3	NO

Dataset: Untitled

Last Altered: Friday, March 02, 2018 09:49:55 Pacific Standard Time

Printed: Friday, March 02, 2018 09:54:04 Pacific Standard Time

Name: 180228M1\_51, Date: 01-Mar-2018, Time: 06:07:12, ID: 1800327-03 OF-FB42A-0218 0.11946, Description: OF-FB42A-0218

	# Name	ID	Area	%Rec	Area Out
1	1 13C4-PFBA	1800327-03 OF-FB42A-0218 0.11946	9.41e3	106.5	NO
2	2 13C5-PFHxA	1800327-03 OF-FB42A-0218 0.11946	9.81e3	66.0	NO
3	3 13C3-PFHxS	1800327-03 OF-FB42A-0218 0.11946	2.58e3	77.1	NO
4	4 13C8-PFOA	1800327-03 OF-FB42A-0218 0.11946	7.64e3	59.6	NO
5	5 13C9-PFNA	1800327-03 OF-FB42A-0218 0.11946	8.20e3	68.9	NO
6	6 13C4-PFOS	1800327-03 OF-FB42A-0218 0.11946	2.77e3	75.2	NO
7	7 13C6-PFDA	1800327-03 OF-FB42A-0218 0.11946	1.07e4	72.7	NO
8	8 13C7-PFUdA	1800327-03 OF-FB42A-0218 0.11946	1.24e4	73.4	NO

Name: 180228M1\_52, Date: 01-Mar-2018, Time: 06:18:38, ID: 1800327-04 OF-RW42B-0218 0.10944, Description: OF-RW42B-0218

	# Name	ID	Area	%Rec	Area Out
1	1 13C4-PFBA	1800327-04 OF-RW42B-0218 0.10944	9.16e3	103.6	NO
2	2 13C5-PFHxA	1800327-04 OF-RW42B-0218 0.10944	1.09e4	73.5	NO
3	3 13C3-PFHxS	1800327-04 OF-RW42B-0218 0.10944	2.22e3	66.4	NO
4	4 13C8-PFOA	1800327-04 OF-RW42B-0218 0.10944	8.39e3	65.4	NO
5	5 13C9-PFNA	1800327-04 OF-RW42B-0218 0.10944	8.62e3	72.3	NO
6	6 13C4-PFOS	1800327-04 OF-RW42B-0218 0.10944	2.55e3	69.3	NO
7	7 13C6-PFDA	1800327-04 OF-RW42B-0218 0.10944	9.46e3	64.4	NO
8	8 13C7-PFUdA	1800327-04 OF-RW42B-0218 0.10944	1.28e4	75.7	NO

Name: 180228M1\_53, Date: 01-Mar-2018, Time: 06:30:07, ID: 1800327-05 OF-FB42B-0218 0.11557, Description: OF-FB42B-0218

	# Name	ID	Area	%Rec	Area Out
1	1 13C4-PFBA	1800327-05 OF-FB42B-0218 0.11557	9.25e3	104.7	NO
2	2 13C5-PFHxA	1800327-05 OF-FB42B-0218 0.11557	1.04e4	70.2	NO
3	3 13C3-PFHxS	1800327-05 OF-FB42B-0218 0.11557	2.69e3	80.5	NO
4	4 13C8-PFOA	1800327-05 OF-FB42B-0218 0.11557	8.45e3	65.9	NO
5	5 13C9-PFNA	1800327-05 OF-FB42B-0218 0.11557	9.09e3	76.3	NO
6	6 13C4-PFOS	1800327-05 OF-FB42B-0218 0.11557	2.85e3	77.5	NO
7	7 13C6-PFDA	1800327-05 OF-FB42B-0218 0.11557	1.04e4	70.7	NO
8	8 13C7-PFUdA	1800327-05 OF-FB42B-0218 0.11557	1.07e4	63.8	NO

Name: 180228M1\_54, Date: 01-Mar-2018, Time: 06:41:38, ID: 1800327-06 OF-RW44-0218 0.11833, Description: OF-RW44-0218

	# Name	ID	Area	%Rec	Area Out
1	1 13C4-PFBA	1800327-06 OF-RW44-0218 0.11833	8.25e3	93.3	NO
2	2 13C5-PFHxA	1800327-06 OF-RW44-0218 0.11833	9.00e3	60.5	NO
3	3 13C3-PFHxS	1800327-06 OF-RW44-0218 0.11833	2.44e3	72.8	NO
4	4 13C8-PFOA	1800327-06 OF-RW44-0218 0.11833	7.48e3	58.3	NO
5	5 13C9-PFNA	1800327-06 OF-RW44-0218 0.11833	7.47e3	62.7	NO
6	6 13C4-PFOS	1800327-06 OF-RW44-0218 0.11833	2.37e3	64.6	NO
7	7 13C6-PFDA	1800327-06 OF-RW44-0218 0.11833	9.42e3	64.1	NO
8	8 13C7-PFUdA	1800327-06 OF-RW44-0218 0.11833	9.32e3	55.3	NO

Dataset: Untitled

Last Altered: Friday, March 02, 2018 09:49:55 Pacific Standard Time

Printed: Friday, March 02, 2018 09:54:04 Pacific Standard Time

**Name: 180228M1\_55, Date: 01-Mar-2018, Time: 06:53:05, ID: IPA, Description: IPA**

	# Name	ID	Area	%Rec	Area Out
1	1 13C4-PFBA	IPA			NO
2	2 13C5-PFHxA	IPA			NO
3	3 13C3-PFHxS	IPA			NO
4	4 13C8-PFOA	IPA			NO
5	5 13C9-PFNA	IPA			NO
6	6 13C4-PFOS	IPA			NO
7	7 13C6-PFDA	IPA			NO
8	8 13C7-PFUdA	IPA			NO

**Name: 180228M1\_56, Date: 01-Mar-2018, Time: 07:04:32, ID: ST180228M1-12 PFC CS3 18B2317, Description: PFC CS3 18B2317**

	# Name	ID	Area	%Rec	Area Out
1	1 13C4-PFBA	ST180228M1-12 PFC CS3 18B2317	1.09e4	122.9	NO
2	2 13C5-PFHxA	ST180228M1-12 PFC CS3 18B2317	1.46e4	98.3	NO
3	3 13C3-PFHxS	ST180228M1-12 PFC CS3 18B2317	3.52e3	105.1	NO
4	4 13C8-PFOA	ST180228M1-12 PFC CS3 18B2317	1.23e4	95.8	NO
5	5 13C9-PFNA	ST180228M1-12 PFC CS3 18B2317	1.45e4	122.0	NO
6	6 13C4-PFOS	ST180228M1-12 PFC CS3 18B2317	3.40e3	92.5	NO
7	7 13C6-PFDA	ST180228M1-12 PFC CS3 18B2317	1.36e4	92.8	NO
8	8 13C7-PFUdA	ST180228M1-12 PFC CS3 18B2317	1.60e4	95.0	NO

**Name: 180228M1\_57, Date: 01-Mar-2018, Time: 07:15:59, ID: IPA, Description: IPA**

	# Name	ID	Area	%Rec	Area Out
1	1 13C4-PFBA	IPA			NO
2	2 13C5-PFHxA	IPA			NO
3	3 13C3-PFHxS	IPA			NO
4	4 13C8-PFOA	IPA			NO
5	5 13C9-PFNA	IPA			NO
6	6 13C4-PFOS	IPA			NO
7	7 13C6-PFDA	IPA			NO
8	8 13C7-PFUdA	IPA			NO

**Name: 180228M1\_58, Date: 01-Mar-2018, Time: 07:27:25, ID: 1800327-07 OF-FB44-0218 0.12118, Description: OF-FB44-0218**

	# Name	ID	Area	%Rec	Area Out
1	1 13C4-PFBA	1800327-07 OF-FB44-0218 0.12118	8.82e3	99.8	NO
2	2 13C5-PFHxA	1800327-07 OF-FB44-0218 0.12118	1.05e4	70.4	NO
3	3 13C3-PFHxS	1800327-07 OF-FB44-0218 0.12118	2.55e3	76.2	NO
4	4 13C8-PFOA	1800327-07 OF-FB44-0218 0.12118	7.95e3	62.0	NO
5	5 13C9-PFNA	1800327-07 OF-FB44-0218 0.12118	8.91e3	74.8	NO
6	6 13C4-PFOS	1800327-07 OF-FB44-0218 0.12118	2.49e3	67.7	NO
7	7 13C6-PFDA	1800327-07 OF-FB44-0218 0.12118	9.81e3	66.7	NO
8	8 13C7-PFUdA	1800327-07 OF-FB44-0218 0.12118	9.74e3	57.8	NO

Dataset: Untitled

Last Altered: Friday, March 02, 2018 09:49:55 Pacific Standard Time

Printed: Friday, March 02, 2018 09:54:04 Pacific Standard Time

Name: 180228M1\_59, Date: 01-Mar-2018, Time: 07:38:55, ID: 1800327-08 OF-RW59-0218 0.1103, Description: OF-RW59-0218

	# Name	ID	Area	%Rec	Area Out
1	1 13C4-PFBA	1800327-08 OF-RW59-0218 0.1103	8.33e3	94.3	NO
2	2 13C5-PFHxA	1800327-08 OF-RW59-0218 0.1103	9.43e3	63.5	NO
3	3 13C3-PFHxS	1800327-08 OF-RW59-0218 0.1103	2.36e3	70.5	NO
4	4 13C8-PFOA	1800327-08 OF-RW59-0218 0.1103	7.86e3	61.3	NO
5	5 13C9-PFNA	1800327-08 OF-RW59-0218 0.1103	8.86e3	74.3	NO
6	6 13C4-PFOS	1800327-08 OF-RW59-0218 0.1103	2.07e3	56.2	NO
7	7 13C6-PFDA	1800327-08 OF-RW59-0218 0.1103	8.81e3	59.9	NO
8	8 13C7-PFUDa	1800327-08 OF-RW59-0218 0.1103	8.93e3	53.0	NO

Name: 180228M1\_60, Date: 01-Mar-2018, Time: 07:50:24, ID: 1800327-09 OF-FB59-0218 0.11633, Description: OF-FB59-0218

	# Name	ID	Area	%Rec	Area Out
1	1 13C4-PFBA	1800327-09 OF-FB59-0218 0.11633	7.96e3	90.1	NO
2	2 13C5-PFHxA	1800327-09 OF-FB59-0218 0.11633	8.90e3	59.8	NO
3	3 13C3-PFHxS	1800327-09 OF-FB59-0218 0.11633	2.26e3	67.5	NO
4	4 13C8-PFOA	1800327-09 OF-FB59-0218 0.11633	7.38e3	57.5	NO
5	5 13C9-PFNA	1800327-09 OF-FB59-0218 0.11633	6.66e3	55.9	NO
6	6 13C4-PFOS	1800327-09 OF-FB59-0218 0.11633	2.44e3	66.5	NO
7	7 13C6-PFDA	1800327-09 OF-FB59-0218 0.11633	8.53e3	58.1	NO
8	8 13C7-PFUDa	1800327-09 OF-FB59-0218 0.11633	8.67e3	51.4	NO

Name: 180228M1\_61, Date: 01-Mar-2018, Time: 08:01:54, ID: 1800327-10 OF-RW03-0218 0.11147, Description: OF-RW03-0218

	# Name	ID	Area	%Rec	Area Out
1	1 13C4-PFBA	1800327-10 OF-RW03-0218 0.11147	8.58e3	97.0	NO
2	2 13C5-PFHxA	1800327-10 OF-RW03-0218 0.11147	9.72e3	65.4	NO
3	3 13C3-PFHxS	1800327-10 OF-RW03-0218 0.11147	2.27e3	67.9	NO
4	4 13C8-PFOA	1800327-10 OF-RW03-0218 0.11147	9.00e3	70.1	NO
5	5 13C9-PFNA	1800327-10 OF-RW03-0218 0.11147	8.44e3	70.8	NO
6	6 13C4-PFOS	1800327-10 OF-RW03-0218 0.11147	2.48e3	67.6	NO
7	7 13C6-PFDA	1800327-10 OF-RW03-0218 0.11147	9.56e3	65.1	NO
8	8 13C7-PFUDa	1800327-10 OF-RW03-0218 0.11147	9.91e3	58.8	NO

Name: 180228M1\_62, Date: 01-Mar-2018, Time: 08:13:20, ID: 1800327-11 OF-FB03-0218 0.11762, Description: OF-FB03-0218

	# Name	ID	Area	%Rec	Area Out
1	1 13C4-PFBA	1800327-11 OF-FB03-0218 0.11762	8.10e3	91.6	NO
2	2 13C5-PFHxA	1800327-11 OF-FB03-0218 0.11762	8.62e3	58.0	NO
3	3 13C3-PFHxS	1800327-11 OF-FB03-0218 0.11762	2.29e3	68.3	NO
4	4 13C8-PFOA	1800327-11 OF-FB03-0218 0.11762	6.87e3	53.6	NO
5	5 13C9-PFNA	1800327-11 OF-FB03-0218 0.11762	9.34e3	78.4	NO
6	6 13C4-PFOS	1800327-11 OF-FB03-0218 0.11762	2.45e3	66.6	NO
7	7 13C6-PFDA	1800327-11 OF-FB03-0218 0.11762	9.35e3	63.7	NO
8	8 13C7-PFUDa	1800327-11 OF-FB03-0218 0.11762	1.04e4	61.6	NO

Dataset: Untitled

Last Altered: Friday, March 02, 2018 09:49:55 Pacific Standard Time

Printed: Friday, March 02, 2018 09:54:04 Pacific Standard Time

Name: 180228M1\_63, Date: 01-Mar-2018, Time: 08:24:51, ID: 1800327-12 OF-RW37-0218 0.11621, Description: OF-RW37-0218

	# Name	ID	Area	%Rec	Area Out
1	1 13C4-PFBA	1800327-12 OF-RW37-0218 0.11621	8.00e3	90.5	NO
2	2 13C5-PFHxA	1800327-12 OF-RW37-0218 0.11621	8.59e3	57.8	NO
3	3 13C3-PFHxS	1800327-12 OF-RW37-0218 0.11621	2.58e3	77.1	NO
4	4 13C8-PFOA	1800327-12 OF-RW37-0218 0.11621	7.21e3	56.2	NO
5	5 13C9-PFNA	1800327-12 OF-RW37-0218 0.11621	8.17e3	68.6	NO
6	6 13C4-PFOS	1800327-12 OF-RW37-0218 0.11621	2.62e3	71.4	NO
7	7 13C6-PFDA	1800327-12 OF-RW37-0218 0.11621	8.59e3	58.4	NO
8	8 13C7-PFUDa	1800327-12 OF-RW37-0218 0.11621	9.39e3	55.7	NO

Name: 180228M1\_64, Date: 01-Mar-2018, Time: 08:36:21, ID: 1800327-13 OF-FB37-0218 0.1165, Description: OF-FB37-0218

	# Name	ID	Area	%Rec	Area Out
1	1 13C4-PFBA	1800327-13 OF-FB37-0218 0.1165	9.26e3	104.8	NO
2	2 13C5-PFHxA	1800327-13 OF-FB37-0218 0.1165	1.10e4	74.3	NO
3	3 13C3-PFHxS	1800327-13 OF-FB37-0218 0.1165	2.39e3	71.5	NO
4	4 13C8-PFOA	1800327-13 OF-FB37-0218 0.1165	9.08e3	70.8	NO
5	5 13C9-PFNA	1800327-13 OF-FB37-0218 0.1165	9.76e3	81.9	NO
6	6 13C4-PFOS	1800327-13 OF-FB37-0218 0.1165	2.64e3	72.0	NO
7	7 13C6-PFDA	1800327-13 OF-FB37-0218 0.1165	9.63e3	65.5	NO
8	8 13C7-PFUDa	1800327-13 OF-FB37-0218 0.1165	1.11e4	65.9	NO

Name: 180228M1\_65, Date: 01-Mar-2018, Time: 08:47:50, ID: IPA, Description: IPA

	# Name	ID	Area	%Rec	Area Out
1	1 13C4-PFBA	IPA			NO
2	2 13C5-PFHxA	IPA			NO
3	3 13C3-PFHxS	IPA			NO
4	4 13C8-PFOA	IPA			NO
5	5 13C9-PFNA	IPA			NO
6	6 13C4-PFOS	IPA			NO
7	7 13C6-PFDA	IPA			NO
8	8 13C7-PFUDa	IPA			NO

Name: 180228M1\_66, Date: 01-Mar-2018, Time: 08:59:19, ID: ST180228M1-13 PFC CS0 18B2314, Description: PFC CS0 18B2314

	# Name	ID	Area	%Rec	Area Out
1	1 13C4-PFBA	ST180228M1-13 PFC CS0 18B2314	1.04e4	118.2	NO
2	2 13C5-PFHxA	ST180228M1-13 PFC CS0 18B2314	1.50e4	101.2	NO
3	3 13C3-PFHxS	ST180228M1-13 PFC CS0 18B2314	3.71e3	110.9	NO
4	4 13C8-PFOA	ST180228M1-13 PFC CS0 18B2314	1.31e4	102.0	NO
5	5 13C9-PFNA	ST180228M1-13 PFC CS0 18B2314	1.34e4	112.4	NO
6	6 13C4-PFOS	ST180228M1-13 PFC CS0 18B2314	4.09e3	111.3	NO
7	7 13C6-PFDA	ST180228M1-13 PFC CS0 18B2314	1.24e4	84.7	NO
8	8 13C7-PFUDa	ST180228M1-13 PFC CS0 18B2314	1.90e4	112.8	NO



Dataset: Untitled

Last Altered: Friday, March 02, 2018 09:49:55 Pacific Standard Time

Printed: Friday, March 02, 2018 09:54:04 Pacific Standard Time

**Name: 180228M1\_67, Date: 01-Mar-2018, Time: 09:10:46, ID: IPA, Description: IPA**

	# Name	ID	Area	%Rec	Area Out
1	1 13C4-PFBA	IPA			NO
2	2 13C5-PFHxA	IPA			NO
3	3 13C3-PFHxS	IPA			NO
4	4 13C8-PFOA	IPA			NO
5	5 13C9-PFNA	IPA			NO
6	6 13C4-PFOS	IPA			NO
7	7 13C6-PFDA	IPA			NO
8	8 13C7-PFUdA	IPA			NO

**Name: 180228M1\_68, Date: 01-Mar-2018, Time: 09:22:16, ID: B8B0131-BS1 OPR 0.125, Description: OPR**

	# Name	ID	Area	%Rec	Area Out
1	1 13C4-PFBA	B8B0131-BS1 OPR 0.125	7.64e3	86.4	NO
2	2 13C5-PFHxA	B8B0131-BS1 OPR 0.125	9.73e3	65.5	NO
3	3 13C3-PFHxS	B8B0131-BS1 OPR 0.125	2.07e3	61.8	NO
4	4 13C8-PFOA	B8B0131-BS1 OPR 0.125	9.01e3	70.2	NO
5	5 13C9-PFNA	B8B0131-BS1 OPR 0.125	9.67e3	81.2	NO
6	6 13C4-PFOS	B8B0131-BS1 OPR 0.125	2.45e3	66.6	NO
7	7 13C6-PFDA	B8B0131-BS1 OPR 0.125	9.88e3	67.3	NO
8	8 13C7-PFUdA	B8B0131-BS1 OPR 0.125	1.19e4	70.6	NO

**Name: 180228M1\_69, Date: 01-Mar-2018, Time: 09:33:45, ID: B8B0131-BLK1 Method Blank 0.125, Description: Method Blank**

	# Name	ID	Area	%Rec	Area Out
1	1 13C4-PFBA	B8B0131-BLK1 Method Blank 0.125	7.24e3	81.9	NO
2	2 13C5-PFHxA	B8B0131-BLK1 Method Blank 0.125	8.24e3	55.4	NO
3	3 13C3-PFHxS	B8B0131-BLK1 Method Blank 0.125	2.04e3	60.9	NO
4	4 13C8-PFOA	B8B0131-BLK1 Method Blank 0.125	7.44e3	58.0	NO
5	5 13C9-PFNA	B8B0131-BLK1 Method Blank 0.125	9.14e3	76.7	NO
6	6 13C4-PFOS	B8B0131-BLK1 Method Blank 0.125	2.72e3	73.9	NO
7	7 13C6-PFDA	B8B0131-BLK1 Method Blank 0.125	9.15e3	62.2	NO
8	8 13C7-PFUdA	B8B0131-BLK1 Method Blank 0.125	9.38e3	55.7	NO

**Name: 180228M1\_70, Date: 01-Mar-2018, Time: 09:45:15, ID: B8B0131-MS1 Matrix Spike 0.12126, Description: Matrix Spike**

	# Name	ID	Area	%Rec	Area Out
1	1 13C4-PFBA	B8B0131-MS1 Matrix Spike 0.12126	4.30e3	48.7	YES
2	2 13C5-PFHxA	B8B0131-MS1 Matrix Spike 0.12126	4.85e3	32.6	YES
3	3 13C3-PFHxS	B8B0131-MS1 Matrix Spike 0.12126	2.37e3	70.7	NO
4	4 13C8-PFOA	B8B0131-MS1 Matrix Spike 0.12126	4.76e3	37.1	YES
5	5 13C9-PFNA	B8B0131-MS1 Matrix Spike 0.12126	5.49e3	46.1	YES
6	6 13C4-PFOS	B8B0131-MS1 Matrix Spike 0.12126	2.03e3	55.3	NO
7	7 13C6-PFDA	B8B0131-MS1 Matrix Spike 0.12126	6.14e3	41.8	YES
8	8 13C7-PFUdA	B8B0131-MS1 Matrix Spike 0.12126	7.06e3	41.9	YES

Dataset: Untitled

Last Altered: Friday, March 02, 2018 09:49:55 Pacific Standard Time

Printed: Friday, March 02, 2018 09:54:04 Pacific Standard Time

**Name: 180228M1\_71, Date: 01-Mar-2018, Time: 09:56:44, ID: B8B0131-MSD1 Matrix Spike Dup 0.11914, Description: Matrix Spike Dup**

	# Name	ID	Area	%Rec	Area Out
1	1 13C4-PFBA	B8B0131-MSD1 Matrix Spike Dup 0.119...	5.34e3	60.4	NO
2	2 13C5-PFHxA	B8B0131-MSD1 Matrix Spike Dup 0.119...	5.74e3	38.6	YES
3	3 13C3-PFHxS	B8B0131-MSD1 Matrix Spike Dup 0.119...	2.38e3	71.0	NO
4	4 13C8-PFOA	B8B0131-MSD1 Matrix Spike Dup 0.119...	5.94e3	46.3	YES
5	5 13C9-PFNA	B8B0131-MSD1 Matrix Spike Dup 0.119...	6.30e3	52.8	NO
6	6 13C4-PFOS	B8B0131-MSD1 Matrix Spike Dup 0.119...	2.80e3	76.2	NO
7	7 13C6-PFDA	B8B0131-MSD1 Matrix Spike Dup 0.119...	6.73e3	45.8	YES
8	8 13C7-PFUDa	B8B0131-MSD1 Matrix Spike Dup 0.119...	1.02e4	60.2	NO

**Name: 180228M1\_72, Date: 01-Mar-2018, Time: 10:08:14, ID: 1800329-01 OF-RW59-INF01-0218 0.11462, Description: OF-RW59-INF01-0218**

	# Name	ID	Area	%Rec	Area Out
1	1 13C4-PFBA	1800329-01 OF-RW59-INF01-0218 0.1...	7.80e3	88.3	NO
2	2 13C5-PFHxA	1800329-01 OF-RW59-INF01-0218 0.1...	9.13e3	61.4	NO
3	3 13C3-PFHxS	1800329-01 OF-RW59-INF01-0218 0.1...	2.49e3	74.4	NO
4	4 13C8-PFOA	1800329-01 OF-RW59-INF01-0218 0.1...	8.85e3	69.0	NO
5	5 13C9-PFNA	1800329-01 OF-RW59-INF01-0218 0.1...	8.62e3	72.3	NO
6	6 13C4-PFOS	1800329-01 OF-RW59-INF01-0218 0.1...	2.51e3	68.2	NO
7	7 13C6-PFDA	1800329-01 OF-RW59-INF01-0218 0.1...	1.00e4	68.4	NO
8	8 13C7-PFUDa	1800329-01 OF-RW59-INF01-0218 0.1...	1.10e4	65.4	NO

**Name: 180228M1\_73, Date: 01-Mar-2018, Time: 10:19:43, ID: 1800329-02 OF-RW59-INF01P-0218 0.11789, Description: OF-RW59-INF01P-0218**

	# Name	ID	Area	%Rec	Area Out
1	1 13C4-PFBA	1800329-02 OF-RW59-INF01P-0218 0....	8.81e3	99.6	NO
2	2 13C5-PFHxA	1800329-02 OF-RW59-INF01P-0218 0....	9.70e3	65.3	NO
3	3 13C3-PFHxS	1800329-02 OF-RW59-INF01P-0218 0....	2.77e3	82.8	NO
4	4 13C8-PFOA	1800329-02 OF-RW59-INF01P-0218 0....	9.92e3	77.3	NO
5	5 13C9-PFNA	1800329-02 OF-RW59-INF01P-0218 0....	1.01e4	84.9	NO
6	6 13C4-PFOS	1800329-02 OF-RW59-INF01P-0218 0....	2.62e3	71.2	NO
7	7 13C6-PFDA	1800329-02 OF-RW59-INF01P-0218 0....	9.03e3	61.5	NO
8	8 13C7-PFUDa	1800329-02 OF-RW59-INF01P-0218 0....	1.41e4	83.5	NO

**Name: 180228M1\_74, Date: 01-Mar-2018, Time: 10:31:12, ID: 1800329-03 OF-RW59-MID01-0218 0.11984, Description: OF-RW59-MID01-0218**

	# Name	ID	Area	%Rec	Area Out
1	1 13C4-PFBA	1800329-03 OF-RW59-MID01-0218 0.1...	7.38e3	83.5	NO
2	2 13C5-PFHxA	1800329-03 OF-RW59-MID01-0218 0.1...	9.25e3	62.2	NO
3	3 13C3-PFHxS	1800329-03 OF-RW59-MID01-0218 0.1...	2.22e3	66.4	NO
4	4 13C8-PFOA	1800329-03 OF-RW59-MID01-0218 0.1...	7.70e3	60.0	NO
5	5 13C9-PFNA	1800329-03 OF-RW59-MID01-0218 0.1...	7.34e3	61.6	NO
6	6 13C4-PFOS	1800329-03 OF-RW59-MID01-0218 0.1...	2.43e3	66.2	NO
7	7 13C6-PFDA	1800329-03 OF-RW59-MID01-0218 0.1...	7.46e3	50.7	NO
8	8 13C7-PFUDa	1800329-03 OF-RW59-MID01-0218 0.1...	9.02e3	53.5	NO

Dataset: Untitled

Last Altered: Friday, March 02, 2018 09:49:55 Pacific Standard Time

Printed: Friday, March 02, 2018 09:54:04 Pacific Standard Time

**Name: 180228M1\_75, Date: 01-Mar-2018, Time: 10:42:42, ID: 1800329-04 OF-RW59-EFF01-0218 0.1216,**  
**Description: OF-RW59-EFF01-0218**

	# Name	ID	Area	%Rec	Area Out
1	1 13C4-PFBA	1800329-04 OF-RW59-EFF01-0218 0.1...	7.87e3	89.0	NO
2	2 13C5-PFHxA	1800329-04 OF-RW59-EFF01-0218 0.1...	9.32e3	62.7	NO
3	3 13C3-PFHxS	1800329-04 OF-RW59-EFF01-0218 0.1...	2.66e3	79.3	NO
4	4 13C8-PFOA	1800329-04 OF-RW59-EFF01-0218 0.1...	8.22e3	64.0	NO
5	5 13C9-PFNA	1800329-04 OF-RW59-EFF01-0218 0.1...	9.26e3	77.7	NO
6	6 13C4-PFOS	1800329-04 OF-RW59-EFF01-0218 0.1...	2.57e3	69.8	NO
7	7 13C6-PFDA	1800329-04 OF-RW59-EFF01-0218 0.1...	1.10e4	75.0	NO
8	8 13C7-PFUdA	1800329-04 OF-RW59-EFF01-0218 0.1...	1.07e4	63.5	NO

**Name: 180228M1\_76, Date: 01-Mar-2018, Time: 10:54:09, ID: 1800329-05 OF-RW59-FB01-0218 0.11314,**  
**Description: OF-RW59-FB01-0218**

	# Name	ID	Area	%Rec	Area Out
1	1 13C4-PFBA	1800329-05 OF-RW59-FB01-0218 0.11...	6.97e3	78.8	NO
2	2 13C5-PFHxA	1800329-05 OF-RW59-FB01-0218 0.11...	8.54e3	57.5	NO
3	3 13C3-PFHxS	1800329-05 OF-RW59-FB01-0218 0.11...	2.19e3	65.4	NO
4	4 13C8-PFOA	1800329-05 OF-RW59-FB01-0218 0.11...	7.62e3	59.4	NO
5	5 13C9-PFNA	1800329-05 OF-RW59-FB01-0218 0.11...	8.72e3	73.2	NO
6	6 13C4-PFOS	1800329-05 OF-RW59-FB01-0218 0.11...	2.09e3	57.0	NO
7	7 13C6-PFDA	1800329-05 OF-RW59-FB01-0218 0.11...	8.50e3	57.8	NO
8	8 13C7-PFUdA	1800329-05 OF-RW59-FB01-0218 0.11...	9.39e3	55.7	NO

**Name: 180228M1\_77, Date: 01-Mar-2018, Time: 11:05:38, ID: 1800329-06 OF-RW08-INF01-0218 0.12179,**  
**Description: OF-RW08-INF01-0218**

	# Name	ID	Area	%Rec	Area Out
1	1 13C4-PFBA	1800329-06 OF-RW08-INF01-0218 0.1...	7.66e3	86.6	NO
2	2 13C5-PFHxA	1800329-06 OF-RW08-INF01-0218 0.1...	8.69e3	58.5	NO
3	3 13C3-PFHxS	1800329-06 OF-RW08-INF01-0218 0.1...	2.49e3	74.5	NO
4	4 13C8-PFOA	1800329-06 OF-RW08-INF01-0218 0.1...	7.53e3	58.7	NO
5	5 13C9-PFNA	1800329-06 OF-RW08-INF01-0218 0.1...	8.02e3	67.4	NO
6	6 13C4-PFOS	1800329-06 OF-RW08-INF01-0218 0.1...	2.61e3	71.0	NO
7	7 13C6-PFDA	1800329-06 OF-RW08-INF01-0218 0.1...	9.15e3	62.2	NO
8	8 13C7-PFUdA	1800329-06 OF-RW08-INF01-0218 0.1...	1.13e4	67.0	NO

**Name: 180228M1\_78, Date: 01-Mar-2018, Time: 11:17:08, ID: 1800329-07 OF-RW08-MID01-0218 0.10892,**  
**Description: OF-RW08-MID01-0218**

	# Name	ID	Area	%Rec	Area Out
1	1 13C4-PFBA	1800329-07 OF-RW08-MID01-0218 0.1...	4.88e3	55.3	NO
2	2 13C5-PFHxA	1800329-07 OF-RW08-MID01-0218 0.1...	5.15e3	34.6	YES
3	3 13C3-PFHxS	1800329-07 OF-RW08-MID01-0218 0.1...	2.37e3	70.9	NO
4	4 13C8-PFOA	1800329-07 OF-RW08-MID01-0218 0.1...	5.77e3	45.0	YES
5	5 13C9-PFNA	1800329-07 OF-RW08-MID01-0218 0.1...	6.11e3	51.3	NO
6	6 13C4-PFOS	1800329-07 OF-RW08-MID01-0218 0.1...	2.72e3	74.0	NO
7	7 13C6-PFDA	1800329-07 OF-RW08-MID01-0218 0.1...	6.92e3	47.1	YES
8	8 13C7-PFUdA	1800329-07 OF-RW08-MID01-0218 0.1...	8.87e3	52.7	NO

Dataset: Untitled

Last Altered: Friday, March 02, 2018 09:49:55 Pacific Standard Time

Printed: Friday, March 02, 2018 09:54:04 Pacific Standard Time

**Name: 180228M1\_79, Date: 01-Mar-2018, Time: 11:28:37, ID: 1800329-08 OF-RW08-EFF01-0218 0.12262,**  
**Description: OF-RW08-EFF01-0218**

	# Name	ID	Area	%Rec	Area Out
1	1 13C4-PFBA	1800329-08 OF-RW08-EFF01-0218 0.1...	5.24e3	59.3	NO
2	2 13C5-PFHxA	1800329-08 OF-RW08-EFF01-0218 0.1...	6.67e3	44.9	YES
3	3 13C3-PFHxS	1800329-08 OF-RW08-EFF01-0218 0.1...	2.18e3	65.2	NO
4	4 13C8-PFOA	1800329-08 OF-RW08-EFF01-0218 0.1...	5.64e3	44.0	YES
5	5 13C9-PFNA	1800329-08 OF-RW08-EFF01-0218 0.1...	6.48e3	54.3	NO
6	6 13C4-PFOS	1800329-08 OF-RW08-EFF01-0218 0.1...	2.37e3	64.6	NO
7	7 13C6-PFDA	1800329-08 OF-RW08-EFF01-0218 0.1...	6.58e3	44.8	YES
8	8 13C7-PFUDa	1800329-08 OF-RW08-EFF01-0218 0.1...	8.44e3	50.1	NO

**Name: 180228M1\_80, Date: 01-Mar-2018, Time: 11:40:04, ID: 1800329-09 OF-RW08-FB01-0218 0.12173,**  
**Description: OF-RW08-FB01-0218**

	# Name	ID	Area	%Rec	Area Out
1	1 13C4-PFBA	1800329-09 OF-RW08-FB01-0218 0.12...	7.39e3	83.6	NO
2	2 13C5-PFHxA	1800329-09 OF-RW08-FB01-0218 0.12...	8.46e3	56.9	NO
3	3 13C3-PFHxS	1800329-09 OF-RW08-FB01-0218 0.12...	2.45e3	73.2	NO
4	4 13C8-PFOA	1800329-09 OF-RW08-FB01-0218 0.12...	7.89e3	61.5	NO
5	5 13C9-PFNA	1800329-09 OF-RW08-FB01-0218 0.12...	7.66e3	64.3	NO
6	6 13C4-PFOS	1800329-09 OF-RW08-FB01-0218 0.12...	2.59e3	70.6	NO
7	7 13C6-PFDA	1800329-09 OF-RW08-FB01-0218 0.12...	8.19e3	55.8	NO
8	8 13C7-PFUDa	1800329-09 OF-RW08-FB01-0218 0.12...	9.59e3	56.9	NO

**Name: 180228M1\_81, Date: 01-Mar-2018, Time: 11:51:33, ID: 1800329-10 OF-RW63-INF01-0218 0.11237,**  
**Description: OF-RW63-INF01-0218**

	# Name	ID	Area	%Rec	Area Out
1	1 13C4-PFBA	1800329-10 OF-RW63-INF01-0218 0.1...	6.21e3	70.2	NO
2	2 13C5-PFHxA	1800329-10 OF-RW63-INF01-0218 0.1...	7.22e3	48.6	YES
3	3 13C3-PFHxS	1800329-10 OF-RW63-INF01-0218 0.1...	2.18e3	65.2	NO
4	4 13C8-PFOA	1800329-10 OF-RW63-INF01-0218 0.1...	7.07e3	55.1	NO
5	5 13C9-PFNA	1800329-10 OF-RW63-INF01-0218 0.1...	7.73e3	64.9	NO
6	6 13C4-PFOS	1800329-10 OF-RW63-INF01-0218 0.1...	2.59e3	70.4	NO
7	7 13C6-PFDA	1800329-10 OF-RW63-INF01-0218 0.1...	9.65e3	65.7	NO
8	8 13C7-PFUDa	1800329-10 OF-RW63-INF01-0218 0.1...	9.85e3	58.5	NO

**Name: 180228M1\_82, Date: 01-Mar-2018, Time: 12:03:02, ID: 1800329-11 OF-RW63-MID01-0218 0.11515,**  
**Description: OF-RW63-MID01-0218**

	# Name	ID	Area	%Rec	Area Out
1	1 13C4-PFBA	1800329-11 OF-RW63-MID01-0218 0.1...	6.37e3	72.1	NO
2	2 13C5-PFHxA	1800329-11 OF-RW63-MID01-0218 0.1...	6.87e3	46.2	YES
3	3 13C3-PFHxS	1800329-11 OF-RW63-MID01-0218 0.1...	2.82e3	84.3	NO
4	4 13C8-PFOA	1800329-11 OF-RW63-MID01-0218 0.1...	6.79e3	52.9	NO
5	5 13C9-PFNA	1800329-11 OF-RW63-MID01-0218 0.1...	8.27e3	69.4	NO
6	6 13C4-PFOS	1800329-11 OF-RW63-MID01-0218 0.1...	2.30e3	62.7	NO
7	7 13C6-PFDA	1800329-11 OF-RW63-MID01-0218 0.1...	9.55e3	65.0	NO
8	8 13C7-PFUDa	1800329-11 OF-RW63-MID01-0218 0.1...	1.08e4	64.3	NO

Dataset: Untitled

Last Altered: Friday, March 02, 2018 09:49:55 Pacific Standard Time

Printed: Friday, March 02, 2018 09:54:04 Pacific Standard Time

**Name: 180228M1\_83, Date: 01-Mar-2018, Time: 12:14:29, ID: 1800329-12 OF-RW63-EFF01-0218 0.12129, Description: OF-RW63-EFF01-0218**

	# Name	ID	Area	%Rec	Area Out
1	1 13C4-PFBA	1800329-12 OF-RW63-EFF01-0218 0.1...	6.77e3	76.5	NO
2	2 13C5-PFHxA	1800329-12 OF-RW63-EFF01-0218 0.1...	8.77e3	59.0	NO
3	3 13C3-PFHxS	1800329-12 OF-RW63-EFF01-0218 0.1...	2.79e3	83.4	NO
4	4 13C8-PFOA	1800329-12 OF-RW63-EFF01-0218 0.1...	8.45e3	65.8	NO
5	5 13C9-PFNA	1800329-12 OF-RW63-EFF01-0218 0.1...	8.68e3	72.9	NO
6	6 13C4-PFOS	1800329-12 OF-RW63-EFF01-0218 0.1...	2.55e3	69.3	NO
7	7 13C6-PFDA	1800329-12 OF-RW63-EFF01-0218 0.1...	9.73e3	66.2	NO
8	8 13C7-PFUdA	1800329-12 OF-RW63-EFF01-0218 0.1...	1.15e4	68.0	NO

**Name: 180228M1\_84, Date: 01-Mar-2018, Time: 12:25:56, ID: 1800329-13 OF-RW63-FB01-0218 0.12066, Description: OF-RW63-FB01-0218**

	# Name	ID	Area	%Rec	Area Out
1	1 13C4-PFBA	1800329-13 OF-RW63-FB01-0218 0.12...	8.17e3	92.4	NO
2	2 13C5-PFHxA	1800329-13 OF-RW63-FB01-0218 0.12...	1.03e4	69.3	NO
3	3 13C3-PFHxS	1800329-13 OF-RW63-FB01-0218 0.12...	2.61e3	77.9	NO
4	4 13C8-PFOA	1800329-13 OF-RW63-FB01-0218 0.12...	9.34e3	72.8	NO
5	5 13C9-PFNA	1800329-13 OF-RW63-FB01-0218 0.12...	8.46e3	71.0	NO
6	6 13C4-PFOS	1800329-13 OF-RW63-FB01-0218 0.12...	2.80e3	76.1	NO
7	7 13C6-PFDA	1800329-13 OF-RW63-FB01-0218 0.12...	1.17e4	79.9	NO
8	8 13C7-PFUdA	1800329-13 OF-RW63-FB01-0218 0.12...	1.35e4	80.3	NO

**Name: 180228M1\_85, Date: 01-Mar-2018, Time: 12:37:23, ID: IPA, Description: IPA**

	# Name	ID	Area	%Rec	Area Out
1	1 13C4-PFBA	IPA			NO
2	2 13C5-PFHxA	IPA			NO
3	3 13C3-PFHxS	IPA			NO
4	4 13C8-PFOA	IPA			NO
5	5 13C9-PFNA	IPA			NO
6	6 13C4-PFOS	IPA			NO
7	7 13C6-PFDA	IPA			NO
8	8 13C7-PFUdA	IPA			NO

**Name: 180228M1\_86, Date: 01-Mar-2018, Time: 12:48:50, ID: ST180228M1-14 PFC CS3 18B2317, Description: PFC CS3 18B2317**

	# Name	ID	Area	%Rec	Area Out
1	1 13C4-PFBA	ST180228M1-14 PFC CS3 18B2317	1.04e4	117.9	NO
2	2 13C5-PFHxA	ST180228M1-14 PFC CS3 18B2317	1.45e4	97.9	NO
3	3 13C3-PFHxS	ST180228M1-14 PFC CS3 18B2317	3.72e3	111.2	NO
4	4 13C8-PFOA	ST180228M1-14 PFC CS3 18B2317	1.27e4	98.7	NO
5	5 13C9-PFNA	ST180228M1-14 PFC CS3 18B2317	1.45e4	122.1	NO
6	6 13C4-PFOS	ST180228M1-14 PFC CS3 18B2317	3.94e3	107.3	NO
7	7 13C6-PFDA	ST180228M1-14 PFC CS3 18B2317	1.54e4	104.8	NO
8	8 13C7-PFUdA	ST180228M1-14 PFC CS3 18B2317	1.54e4	91.4	NO

Dataset: Untitled

Last Altered: Friday, March 02, 2018 09:49:55 Pacific Standard Time

Printed: Friday, March 02, 2018 09:54:04 Pacific Standard Time

**Name: 180228M1\_87, Date: 01-Mar-2018, Time: 13:00:20, ID: IPA, Description: IPA**

	# Name	ID	Area	%Rec	Area Out
1	1 13C4-PFBA	IPA			NO
2	2 13C5-PFHxA	IPA			NO
3	3 13C3-PFHxS	IPA			NO
4	4 13C8-PFOA	IPA	5.56e0	0.0	YES
5	5 13C9-PFNA	IPA			NO
6	6 13C4-PFOS	IPA			NO
7	7 13C6-PFDA	IPA			NO
8	8 13C7-PFUDa	IPA			NO

**Name: 180228M1\_88, Date: 01-Mar-2018, Time: 13:11:49, ID: 1800329-14 OF-RW44-INF01-0218 0.11484, Description: OF-RW44-INF01-0218**

	# Name	ID	Area	%Rec	Area Out
1	1 13C4-PFBA	1800329-14 OF-RW44-INF01-0218 0.1...	8.07e3	91.3	NO
2	2 13C5-PFHxA	1800329-14 OF-RW44-INF01-0218 0.1...	9.64e3	64.9	NO
3	3 13C3-PFHxS	1800329-14 OF-RW44-INF01-0218 0.1...	2.47e3	73.7	NO
4	4 13C8-PFOA	1800329-14 OF-RW44-INF01-0218 0.1...	9.10e3	70.9	NO
5	5 13C9-PFNA	1800329-14 OF-RW44-INF01-0218 0.1...	1.04e4	87.1	NO
6	6 13C4-PFOS	1800329-14 OF-RW44-INF01-0218 0.1...	2.60e3	70.7	NO
7	7 13C6-PFDA	1800329-14 OF-RW44-INF01-0218 0.1...	1.07e4	72.7	NO
8	8 13C7-PFUDa	1800329-14 OF-RW44-INF01-0218 0.1...	1.24e4	73.9	NO

**Name: 180228M1\_89, Date: 01-Mar-2018, Time: 13:23:18, ID: 1800329-15 OF-RW44-MID01-0218 0.12094, Description: OF-RW44-MID01-0218**

	# Name	ID	Area	%Rec	Area Out
1	1 13C4-PFBA	1800329-15 OF-RW44-MID01-0218 0.1...	6.92e3	78.3	NO
2	2 13C5-PFHxA	1800329-15 OF-RW44-MID01-0218 0.1...	8.64e3	58.1	NO
3	3 13C3-PFHxS	1800329-15 OF-RW44-MID01-0218 0.1...	2.40e3	71.8	NO
4	4 13C8-PFOA	1800329-15 OF-RW44-MID01-0218 0.1...	7.97e3	62.1	NO
5	5 13C9-PFNA	1800329-15 OF-RW44-MID01-0218 0.1...	8.61e3	72.3	NO
6	6 13C4-PFOS	1800329-15 OF-RW44-MID01-0218 0.1...	2.08e3	56.6	NO
7	7 13C6-PFDA	1800329-15 OF-RW44-MID01-0218 0.1...	9.13e3	62.2	NO
8	8 13C7-PFUDa	1800329-15 OF-RW44-MID01-0218 0.1...	1.11e4	66.2	NO

**Name: 180228M1\_90, Date: 01-Mar-2018, Time: 13:34:48, ID: 1800329-16 OF-RW44-EFF01-0218 0.11743, Description: OF-RW44-EFF01-0218**

	# Name	ID	Area	%Rec	Area Out
1	1 13C4-PFBA	1800329-16 OF-RW44-EFF01-0218 0.1...	7.34e3	83.0	NO
2	2 13C5-PFHxA	1800329-16 OF-RW44-EFF01-0218 0.1...	8.55e3	57.5	NO
3	3 13C3-PFHxS	1800329-16 OF-RW44-EFF01-0218 0.1...	2.17e3	65.0	NO
4	4 13C8-PFOA	1800329-16 OF-RW44-EFF01-0218 0.1...	7.93e3	61.8	NO
5	5 13C9-PFNA	1800329-16 OF-RW44-EFF01-0218 0.1...	8.67e3	72.8	NO
6	6 13C4-PFOS	1800329-16 OF-RW44-EFF01-0218 0.1...	2.46e3	67.0	NO
7	7 13C6-PFDA	1800329-16 OF-RW44-EFF01-0218 0.1...	9.09e3	61.9	NO
8	8 13C7-PFUDa	1800329-16 OF-RW44-EFF01-0218 0.1...	9.58e3	56.9	NO

Dataset: Untitled

Last Altered: Friday, March 02, 2018 09:49:55 Pacific Standard Time

Printed: Friday, March 02, 2018 09:54:04 Pacific Standard Time

**Name: 180228M1\_91, Date: 01-Mar-2018, Time: 13:46:17, ID: 1800329-17 OF-RW44-FB01-0218 0.12155, Description: OF-RW44-FB01-0218**

	# Name	ID	Area	%Rec	Area Out
1	1 13C4-PFBA	1800329-17 OF-RW44-FB01-0218 0.12...	7.46e3	84.3	NO
2	2 13C5-PFHxA	1800329-17 OF-RW44-FB01-0218 0.12...	9.27e3	62.3	NO
3	3 13C3-PFHxS	1800329-17 OF-RW44-FB01-0218 0.12...	2.36e3	70.5	NO
4	4 13C8-PFOA	1800329-17 OF-RW44-FB01-0218 0.12...	7.99e3	62.2	NO
5	5 13C9-PFNA	1800329-17 OF-RW44-FB01-0218 0.12...	9.56e3	80.2	NO
6	6 13C4-PFOS	1800329-17 OF-RW44-FB01-0218 0.12...	2.50e3	68.2	NO
7	7 13C6-PFDA	1800329-17 OF-RW44-FB01-0218 0.12...	9.97e3	67.8	NO
8	8 13C7-PFUdA	1800329-17 OF-RW44-FB01-0218 0.12...	1.10e4	65.2	NO

**Name: 180228M1\_92, Date: 01-Mar-2018, Time: 13:57:47, ID: 1800329-18 OF-RW42B-INF01-0218 0.11569, Description: OF-RW42B-INF01-0218**

	# Name	ID	Area	%Rec	Area Out
1	1 13C4-PFBA	1800329-18 OF-RW42B-INF01-0218 0....	7.84e3	88.7	NO
2	2 13C5-PFHxA	1800329-18 OF-RW42B-INF01-0218 0....	8.76e3	58.9	NO
3	3 13C3-PFHxS	1800329-18 OF-RW42B-INF01-0218 0....	2.09e3	62.4	NO
4	4 13C8-PFOA	1800329-18 OF-RW42B-INF01-0218 0....	8.68e3	67.6	NO
5	5 13C9-PFNA	1800329-18 OF-RW42B-INF01-0218 0....	8.94e3	75.0	NO
6	6 13C4-PFOS	1800329-18 OF-RW42B-INF01-0218 0....	2.06e3	56.1	NO
7	7 13C6-PFDA	1800329-18 OF-RW42B-INF01-0218 0....	1.05e4	71.3	NO
8	8 13C7-PFUdA	1800329-18 OF-RW42B-INF01-0218 0....	1.16e4	68.9	NO

**Name: 180228M1\_93, Date: 01-Mar-2018, Time: 14:09:16, ID: B8B0122-BS1 OPR 0.125, Description: OPR**

	# Name	ID	Area	%Rec	Area Out
1	1 13C4-PFBA	B8B0122-BS1 OPR 0.125	6.20e3	70.1	NO
2	2 13C5-PFHxA	B8B0122-BS1 OPR 0.125	8.03e3	54.0	NO
3	3 13C3-PFHxS	B8B0122-BS1 OPR 0.125	2.23e3	66.7	NO
4	4 13C8-PFOA	B8B0122-BS1 OPR 0.125	9.01e3	70.2	NO
5	5 13C9-PFNA	B8B0122-BS1 OPR 0.125	8.85e3	74.3	NO
6	6 13C4-PFOS	B8B0122-BS1 OPR 0.125	2.11e3	57.4	NO
7	7 13C6-PFDA	B8B0122-BS1 OPR 0.125	7.95e3	54.1	NO
8	8 13C7-PFUdA	B8B0122-BS1 OPR 0.125	1.15e4	68.1	NO

**Name: 180228M1\_94, Date: 01-Mar-2018, Time: 14:20:46, ID: B8B0122-BSD1 LCSD 0.125, Description: LCSD**

	# Name	ID	Area	%Rec	Area Out
1	1 13C4-PFBA	B8B0122-BSD1 LCSD 0.125	5.24e3	59.3	NO
2	2 13C5-PFHxA	B8B0122-BSD1 LCSD 0.125	6.85e3	46.1	YES
3	3 13C3-PFHxS	B8B0122-BSD1 LCSD 0.125	2.53e3	75.6	NO
4	4 13C8-PFOA	B8B0122-BSD1 LCSD 0.125	5.25e3	40.9	YES
5	5 13C9-PFNA	B8B0122-BSD1 LCSD 0.125	8.25e3	69.2	NO
6	6 13C4-PFOS	B8B0122-BSD1 LCSD 0.125	2.56e3	69.7	NO
7	7 13C6-PFDA	B8B0122-BSD1 LCSD 0.125	7.49e3	51.0	NO
8	8 13C7-PFUdA	B8B0122-BSD1 LCSD 0.125	1.13e4	66.9	NO

Dataset: Untitled

Last Altered: Friday, March 02, 2018 09:49:55 Pacific Standard Time

Printed: Friday, March 02, 2018 09:54:04 Pacific Standard Time

**Name: 180228M1\_95, Date: 01-Mar-2018, Time: 14:32:16, ID: B8B0122-BLK1 Method Blank 0.125, Description: Method Blank**

	# Name	ID	Area	%Rec	Area Out
1	1 13C4-PFBA	B8B0122-BLK1 Method Blank 0.125	6.94e3	78.5	NO
2	2 13C5-PFHxA	B8B0122-BLK1 Method Blank 0.125	8.41e3	56.6	NO
3	3 13C3-PFHxS	B8B0122-BLK1 Method Blank 0.125	2.65e3	79.1	NO
4	4 13C8-PFOA	B8B0122-BLK1 Method Blank 0.125	7.12e3	55.5	NO
5	5 13C9-PFNA	B8B0122-BLK1 Method Blank 0.125	8.93e3	74.9	NO
6	6 13C4-PFOS	B8B0122-BLK1 Method Blank 0.125	2.58e3	70.3	NO
7	7 13C6-PFDA	B8B0122-BLK1 Method Blank 0.125	9.49e3	64.6	NO
8	8 13C7-PFUdA	B8B0122-BLK1 Method Blank 0.125	1.27e4	75.2	NO

**Name: 180228M1\_96, Date: 01-Mar-2018, Time: 14:43:45, ID: 1800323-01 OF-RW83-0218 0.11418, Description: OF-RW83-0218**

	# Name	ID	Area	%Rec	Area Out
1	1 13C4-PFBA	1800323-01 OF-RW83-0218 0.11418	3.40e3	38.5	YES
2	2 13C5-PFHxA	1800323-01 OF-RW83-0218 0.11418	5.46e3	36.7	YES
3	3 13C3-PFHxS	1800323-01 OF-RW83-0218 0.11418	2.39e3	71.4	NO
4	4 13C8-PFOA	1800323-01 OF-RW83-0218 0.11418	5.78e3	45.1	YES
5	5 13C9-PFNA	1800323-01 OF-RW83-0218 0.11418	6.94e3	58.2	NO
6	6 13C4-PFOS	1800323-01 OF-RW83-0218 0.11418	2.83e3	77.1	NO
7	7 13C6-PFDA	1800323-01 OF-RW83-0218 0.11418	7.38e3	50.2	NO
8	8 13C7-PFUdA	1800323-01 OF-RW83-0218 0.11418	9.14e3	54.2	NO

**Name: 180228M1\_97, Date: 01-Mar-2018, Time: 14:55:15, ID: 1800323-02 OF-FB83-0218 0.11591, Description: OF-FB83-0218**

	# Name	ID	Area	%Rec	Area Out
1	1 13C4-PFBA	1800323-02 OF-FB83-0218 0.11591	6.79e3	76.8	NO
2	2 13C5-PFHxA	1800323-02 OF-FB83-0218 0.11591	8.39e3	56.4	NO
3	3 13C3-PFHxS	1800323-02 OF-FB83-0218 0.11591	2.84e3	84.9	NO
4	4 13C8-PFOA	1800323-02 OF-FB83-0218 0.11591	9.15e3	71.3	NO
5	5 13C9-PFNA	1800323-02 OF-FB83-0218 0.11591	8.53e3	71.6	NO
6	6 13C4-PFOS	1800323-02 OF-FB83-0218 0.11591	2.73e3	74.2	NO
7	7 13C6-PFDA	1800323-02 OF-FB83-0218 0.11591	1.09e4	73.9	NO
8	8 13C7-PFUdA	1800323-02 OF-FB83-0218 0.11591	1.07e4	63.7	NO

**Name: 180228M1\_98, Date: 01-Mar-2018, Time: 15:06:44, ID: 1800323-03 OF-RW38-0218 0.11407, Description: OF-RW38-0218**

	# Name	ID	Area	%Rec	Area Out
1	1 13C4-PFBA	1800323-03 OF-RW38-0218 0.11407	6.97e3	78.9	NO
2	2 13C5-PFHxA	1800323-03 OF-RW38-0218 0.11407	8.89e3	59.8	NO
3	3 13C3-PFHxS	1800323-03 OF-RW38-0218 0.11407	2.75e3	82.3	NO
4	4 13C8-PFOA	1800323-03 OF-RW38-0218 0.11407	8.27e3	64.4	NO
5	5 13C9-PFNA	1800323-03 OF-RW38-0218 0.11407	9.67e3	81.1	NO
6	6 13C4-PFOS	1800323-03 OF-RW38-0218 0.11407	2.95e3	80.2	NO
7	7 13C6-PFDA	1800323-03 OF-RW38-0218 0.11407	1.01e4	68.4	NO
8	8 13C7-PFUdA	1800323-03 OF-RW38-0218 0.11407	1.17e4	69.7	NO



Dataset: Untitled

Last Altered: Friday, March 02, 2018 09:49:55 Pacific Standard Time

Printed: Friday, March 02, 2018 09:54:04 Pacific Standard Time

Name: 180228M1\_99, Date: 01-Mar-2018, Time: 15:18:14, ID: 1800323-04 OF-FB38-0218 0.11688, Description: OF-FB38-0218

	# Name	ID	Area	%Rec	Area Out
1	1 13C4-PFBA	1800323-04 OF-FB38-0218 0.11688	6.56e3	74.2	NO
2	2 13C5-PFHxA	1800323-04 OF-FB38-0218 0.11688	8.22e3	55.3	NO
3	3 13C3-PFHxS	1800323-04 OF-FB38-0218 0.11688	2.54e3	76.0	NO
4	4 13C8-PFOA	1800323-04 OF-FB38-0218 0.11688	8.22e3	64.1	NO
5	5 13C9-PFNA	1800323-04 OF-FB38-0218 0.11688	8.43e3	70.7	NO
6	6 13C4-PFOS	1800323-04 OF-FB38-0218 0.11688	2.49e3	67.7	NO
7	7 13C6-PFDA	1800323-04 OF-FB38-0218 0.11688	1.10e4	74.6	NO
8	8 13C7-PFUDa	1800323-04 OF-FB38-0218 0.11688	1.29e4	76.3	NO

Name: 180228M1\_100, Date: 01-Mar-2018, Time: 15:29:43, ID: 1800323-05 OF-RW43-0218 0.1084, Description: OF-RW43-0218

	# Name	ID	Area	%Rec	Area Out
1	1 13C4-PFBA	1800323-05 OF-RW43-0218 0.1084	8.45e3	95.6	NO
2	2 13C5-PFHxA	1800323-05 OF-RW43-0218 0.1084	1.09e4	73.0	NO
3	3 13C3-PFHxS	1800323-05 OF-RW43-0218 0.1084	2.63e3	78.6	NO
4	4 13C8-PFOA	1800323-05 OF-RW43-0218 0.1084	9.38e3	73.1	NO
5	5 13C9-PFNA	1800323-05 OF-RW43-0218 0.1084	1.05e4	87.9	NO
6	6 13C4-PFOS	1800323-05 OF-RW43-0218 0.1084	2.88e3	78.4	NO
7	7 13C6-PFDA	1800323-05 OF-RW43-0218 0.1084	9.22e3	62.7	NO
8	8 13C7-PFUDa	1800323-05 OF-RW43-0218 0.1084	1.26e4	74.6	NO

Name: 180228M1\_101, Date: 01-Mar-2018, Time: 15:41:13, ID: 1800323-06 OF-FB43-0218 0.10942, Description: OF-FB43-0218

	# Name	ID	Area	%Rec	Area Out
1	1 13C4-PFBA	1800323-06 OF-FB43-0218 0.10942	6.98e3	78.9	NO
2	2 13C5-PFHxA	1800323-06 OF-FB43-0218 0.10942	9.84e3	66.2	NO
3	3 13C3-PFHxS	1800323-06 OF-FB43-0218 0.10942	2.59e3	77.3	NO
4	4 13C8-PFOA	1800323-06 OF-FB43-0218 0.10942	9.41e3	73.3	NO
5	5 13C9-PFNA	1800323-06 OF-FB43-0218 0.10942	8.82e3	74.0	NO
6	6 13C4-PFOS	1800323-06 OF-FB43-0218 0.10942	2.82e3	76.9	NO
7	7 13C6-PFDA	1800323-06 OF-FB43-0218 0.10942	1.04e4	70.9	NO
8	8 13C7-PFUDa	1800323-06 OF-FB43-0218 0.10942	1.35e4	80.3	NO

Name: 180228M1\_102, Date: 01-Mar-2018, Time: 15:52:43, ID: 1800323-07 OF-RW08-0218 0.11646, Description: OF-RW08-0218

	# Name	ID	Area	%Rec	Area Out
1	1 13C4-PFBA	1800323-07 OF-RW08-0218 0.11646	3.68e3	41.6	YES
2	2 13C5-PFHxA	1800323-07 OF-RW08-0218 0.11646	4.04e3	27.2	YES
3	3 13C3-PFHxS	1800323-07 OF-RW08-0218 0.11646	2.68e3	80.1	NO
4	4 13C8-PFOA	1800323-07 OF-RW08-0218 0.11646	3.09e3	24.0	YES
5	5 13C9-PFNA	1800323-07 OF-RW08-0218 0.11646	4.07e3	34.1	YES
6	6 13C4-PFOS	1800323-07 OF-RW08-0218 0.11646	2.88e3	78.3	NO
7	7 13C6-PFDA	1800323-07 OF-RW08-0218 0.11646	5.30e3	36.1	YES
8	8 13C7-PFUDa	1800323-07 OF-RW08-0218 0.11646	6.68e3	39.7	YES

Dataset: Untitled

Last Altered: Friday, March 02, 2018 09:49:55 Pacific Standard Time

Printed: Friday, March 02, 2018 09:54:04 Pacific Standard Time

Name: 180228M1\_103, Date: 01-Mar-2018, Time: 16:04:11, ID: 1800323-08 OF-FB08-0218 0.11707, Description: OF-FB08-0218

	# Name	ID	Area	%Rec	Area Out
1	1 13C4-PFBA	1800323-08 OF-FB08-0218 0.11707	7.02e3	79.4	NO
2	2 13C5-PFHxA	1800323-08 OF-FB08-0218 0.11707	8.26e3	55.6	NO
3	3 13C3-PFHxS	1800323-08 OF-FB08-0218 0.11707	2.54e3	75.8	NO
4	4 13C8-PFOA	1800323-08 OF-FB08-0218 0.11707	8.45e3	65.8	NO
5	5 13C9-PFNA	1800323-08 OF-FB08-0218 0.11707	8.81e3	73.9	NO
6	6 13C4-PFOS	1800323-08 OF-FB08-0218 0.11707	2.55e3	69.4	NO
7	7 13C6-PFDA	1800323-08 OF-FB08-0218 0.11707	9.91e3	67.4	NO
8	8 13C7-PFUDa	1800323-08 OF-FB08-0218 0.11707	1.10e4	65.3	NO

Name: 180228M1\_104, Date: 01-Mar-2018, Time: 16:15:38, ID: 1800323-09 OF-RW16-0218 0.11565, Description: OF-RW16-0218

	# Name	ID	Area	%Rec	Area Out
1	1 13C4-PFBA	1800323-09 OF-RW16-0218 0.11565	8.22e3	93.0	NO
2	2 13C5-PFHxA	1800323-09 OF-RW16-0218 0.11565	9.52e3	64.0	NO
3	3 13C3-PFHxS	1800323-09 OF-RW16-0218 0.11565	2.63e3	78.6	NO
4	4 13C8-PFOA	1800323-09 OF-RW16-0218 0.11565	8.82e3	68.7	NO
5	5 13C9-PFNA	1800323-09 OF-RW16-0218 0.11565	1.09e4	91.3	NO
6	6 13C4-PFOS	1800323-09 OF-RW16-0218 0.11565	2.96e3	80.7	NO
7	7 13C6-PFDA	1800323-09 OF-RW16-0218 0.11565	9.47e3	64.5	NO
8	8 13C7-PFUDa	1800323-09 OF-RW16-0218 0.11565	1.02e4	60.4	NO

Name: 180228M1\_105, Date: 01-Mar-2018, Time: 16:27:08, ID: 1800323-10 OF-FB16-0218 0.11729, Description: OF-FB16-0218

	# Name	ID	Area	%Rec	Area Out
1	1 13C4-PFBA	1800323-10 OF-FB16-0218 0.11729	7.65e3	86.5	NO
2	2 13C5-PFHxA	1800323-10 OF-FB16-0218 0.11729	9.32e3	62.7	NO
3	3 13C3-PFHxS	1800323-10 OF-FB16-0218 0.11729	2.81e3	83.9	NO
4	4 13C8-PFOA	1800323-10 OF-FB16-0218 0.11729	9.19e3	71.7	NO
5	5 13C9-PFNA	1800323-10 OF-FB16-0218 0.11729	1.06e4	88.7	NO
6	6 13C4-PFOS	1800323-10 OF-FB16-0218 0.11729	2.95e3	80.1	NO
7	7 13C6-PFDA	1800323-10 OF-FB16-0218 0.11729	8.94e3	60.8	NO
8	8 13C7-PFUDa	1800323-10 OF-FB16-0218 0.11729	1.09e4	64.9	NO

Name: 180228M1\_106, Date: 01-Mar-2018, Time: 16:38:35, ID: 1800324-01 OF-RW63-0218 0.11462, Description: OF-RW63-0218

	# Name	ID	Area	%Rec	Area Out
1	1 13C4-PFBA	1800324-01 OF-RW63-0218 0.11462	3.31e3	37.4	YES
2	2 13C5-PFHxA	1800324-01 OF-RW63-0218 0.11462	3.92e3	26.4	YES
3	3 13C3-PFHxS	1800324-01 OF-RW63-0218 0.11462	3.25e3	97.1	NO
4	4 13C8-PFOA	1800324-01 OF-RW63-0218 0.11462	4.60e3	35.8	YES
5	5 13C9-PFNA	1800324-01 OF-RW63-0218 0.11462	5.65e3	47.4	YES
6	6 13C4-PFOS	1800324-01 OF-RW63-0218 0.11462	3.62e3	98.5	NO
7	7 13C6-PFDA	1800324-01 OF-RW63-0218 0.11462	5.65e3	38.4	YES
8	8 13C7-PFUDa	1800324-01 OF-RW63-0218 0.11462	9.43e3	56.0	NO

Dataset: Untitled

Last Altered: Friday, March 02, 2018 09:49:55 Pacific Standard Time

Printed: Friday, March 02, 2018 09:54:04 Pacific Standard Time

**Name: 180228M1\_107, Date: 01-Mar-2018, Time: 16:50:02, ID: 1800324-02 OF-FB63-0218 0.11622, Description: OF-FB63-0218**

	# Name	ID	Area	%Rec	Area Out
1	1 13C4-PFBA	1800324-02 OF-FB63-0218 0.11622	7.37e3	83.4	NO
2	2 13C5-PFHxA	1800324-02 OF-FB63-0218 0.11622	9.55e3	64.3	NO
3	3 13C3-PFHxS	1800324-02 OF-FB63-0218 0.11622	2.79e3	83.2	NO
4	4 13C8-PFOA	1800324-02 OF-FB63-0218 0.11622	8.25e3	64.3	NO
5	5 13C9-PFNA	1800324-02 OF-FB63-0218 0.11622	8.29e3	69.6	NO
6	6 13C4-PFOS	1800324-02 OF-FB63-0218 0.11622	2.67e3	72.6	NO
7	7 13C6-PFDA	1800324-02 OF-FB63-0218 0.11622	7.58e3	51.6	NO
8	8 13C7-PFUdA	1800324-02 OF-FB63-0218 0.11622	1.15e4	68.3	NO

**Name: 180228M1\_108, Date: 01-Mar-2018, Time: 17:01:29, ID: IPA, Description: IPA**

	# Name	ID	Area	%Rec	Area Out
1	1 13C4-PFBA	IPA			NO
2	2 13C5-PFHxA	IPA			NO
3	3 13C3-PFHxS	IPA			NO
4	4 13C8-PFOA	IPA			NO
5	5 13C9-PFNA	IPA			NO
6	6 13C4-PFOS	IPA			NO
7	7 13C6-PFDA	IPA			NO
8	8 13C7-PFUdA	IPA			NO

**Name: 180228M1\_109, Date: 01-Mar-2018, Time: 17:12:55, ID: ST180228M1-15 PFC CS3 18B2317, Description: PFC CS3 18B2317**

	# Name	ID	Area	%Rec	Area Out
1	1 13C4-PFBA	ST180228M1-15 PFC CS3 18B2317	1.32e4	149.8	NO
2	2 13C5-PFHxA	ST180228M1-15 PFC CS3 18B2317	1.57e4	105.7	NO
3	3 13C3-PFHxS	ST180228M1-15 PFC CS3 18B2317	3.87e3	115.6	NO
4	4 13C8-PFOA	ST180228M1-15 PFC CS3 18B2317	1.47e4	114.7	NO
5	5 13C9-PFNA	ST180228M1-15 PFC CS3 18B2317	1.40e4	117.5	NO
6	6 13C4-PFOS	ST180228M1-15 PFC CS3 18B2317	3.99e3	108.5	NO
7	7 13C6-PFDA	ST180228M1-15 PFC CS3 18B2317	1.42e4	96.7	NO
8	8 13C7-PFUdA	ST180228M1-15 PFC CS3 18B2317	1.75e4	104.1	NO

**Name: 180228M1\_110, Date: 01-Mar-2018, Time: 17:24:22, ID: IPA, Description: IPA**

	# Name	ID	Area	%Rec	Area Out
1	1 13C4-PFBA	IPA			NO
2	2 13C5-PFHxA	IPA			NO
3	3 13C3-PFHxS	IPA			NO
4	4 13C8-PFOA	IPA			NO
5	5 13C9-PFNA	IPA			NO
6	6 13C4-PFOS	IPA			NO
7	7 13C6-PFDA	IPA			NO
8	8 13C7-PFUdA	IPA			NO

Dataset: Untitled

Last Altered: Friday, March 02, 2018 09:49:55 Pacific Standard Time

Printed: Friday, March 02, 2018 09:54:04 Pacific Standard Time

**Name: 180228M1\_111, Date: 01-Mar-2018, Time: 17:35:51, ID: 1800324-03 OF-RW23-0218 0.11311, Description: OF-RW23-0218**

	# Name	ID	Area	%Rec	Area Out
1	1 13C4-PFBA	1800324-03 OF-RW23-0218 0.11311	7.77e3	87.9	NO
2	2 13C5-PFHxA	1800324-03 OF-RW23-0218 0.11311	9.53e3	64.1	NO
3	3 13C3-PFHxS	1800324-03 OF-RW23-0218 0.11311	2.96e3	88.4	NO
4	4 13C8-PFOA	1800324-03 OF-RW23-0218 0.11311	8.84e3	68.9	NO
5	5 13C9-PFNA	1800324-03 OF-RW23-0218 0.11311	1.06e4	89.1	NO
6	6 13C4-PFOS	1800324-03 OF-RW23-0218 0.11311	2.93e3	79.7	NO
7	7 13C6-PFDA	1800324-03 OF-RW23-0218 0.11311	9.93e3	67.6	NO
8	8 13C7-PFUdA	1800324-03 OF-RW23-0218 0.11311	1.11e4	65.8	NO

**Name: 180228M1\_112, Date: 01-Mar-2018, Time: 17:47:22, ID: 1800324-04 OF-FB23-0218 0.11692, Description: OF-FB23-0218**

	# Name	ID	Area	%Rec	Area Out
1	1 13C4-PFBA	1800324-04 OF-FB23-0218 0.11692	7.30e3	82.6	NO
2	2 13C5-PFHxA	1800324-04 OF-FB23-0218 0.11692	1.06e4	71.0	NO
3	3 13C3-PFHxS	1800324-04 OF-FB23-0218 0.11692	3.14e3	93.8	NO
4	4 13C8-PFOA	1800324-04 OF-FB23-0218 0.11692	1.05e4	81.6	NO
5	5 13C9-PFNA	1800324-04 OF-FB23-0218 0.11692	1.06e4	88.9	NO
6	6 13C4-PFOS	1800324-04 OF-FB23-0218 0.11692	3.37e3	91.6	NO
7	7 13C6-PFDA	1800324-04 OF-FB23-0218 0.11692	1.16e4	78.8	NO
8	8 13C7-PFUdA	1800324-04 OF-FB23-0218 0.11692	1.48e4	87.9	NO

**Name: 180228M1\_113, Date: 01-Mar-2018, Time: 17:58:51, ID: 1800324-05 OF-RW28-0218 0.11227, Description: OF-RW28-0218**

	# Name	ID	Area	%Rec	Area Out
1	1 13C4-PFBA	1800324-05 OF-RW28-0218 0.11227	8.02e3	90.7	NO
2	2 13C5-PFHxA	1800324-05 OF-RW28-0218 0.11227	9.90e3	66.6	NO
3	3 13C3-PFHxS	1800324-05 OF-RW28-0218 0.11227	3.24e3	96.9	NO
4	4 13C8-PFOA	1800324-05 OF-RW28-0218 0.11227	7.98e3	62.2	NO
5	5 13C9-PFNA	1800324-05 OF-RW28-0218 0.11227	1.04e4	86.9	NO
6	6 13C4-PFOS	1800324-05 OF-RW28-0218 0.11227	3.12e3	85.0	NO
7	7 13C6-PFDA	1800324-05 OF-RW28-0218 0.11227	1.09e4	74.0	NO
8	8 13C7-PFUdA	1800324-05 OF-RW28-0218 0.11227	1.31e4	77.9	NO

**Name: 180228M1\_114, Date: 01-Mar-2018, Time: 18:10:21, ID: 1800324-06 OF-FB28-0218 0.11581, Description: OF-FB28-0218**

	# Name	ID	Area	%Rec	Area Out
1	1 13C4-PFBA	1800324-06 OF-FB28-0218 0.11581	7.63e3	86.4	NO
2	2 13C5-PFHxA	1800324-06 OF-FB28-0218 0.11581	8.86e3	59.6	NO
3	3 13C3-PFHxS	1800324-06 OF-FB28-0218 0.11581	3.17e3	94.7	NO
4	4 13C8-PFOA	1800324-06 OF-FB28-0218 0.11581	8.71e3	67.9	NO
5	5 13C9-PFNA	1800324-06 OF-FB28-0218 0.11581	9.05e3	75.9	NO
6	6 13C4-PFOS	1800324-06 OF-FB28-0218 0.11581	3.57e3	97.2	NO
7	7 13C6-PFDA	1800324-06 OF-FB28-0218 0.11581	1.12e4	76.2	NO
8	8 13C7-PFUdA	1800324-06 OF-FB28-0218 0.11581	1.19e4	70.6	NO

Dataset: Untitled

Last Altered: Friday, March 02, 2018 09:49:55 Pacific Standard Time

Printed: Friday, March 02, 2018 09:54:04 Pacific Standard Time

Name: 180228M1\_115, Date: 01-Mar-2018, Time: 18:21:50, ID: 1800324-07 OF-RW60-0218 0.11223, Description: OF-RW60-0218

	# Name	ID	Area	%Rec	Area Out
1	1 13C4-PFBA	1800324-07 OF-RW60-0218 0.11223	3.38e3	38.2	YES
2	2 13C5-PFHxA	1800324-07 OF-RW60-0218 0.11223	4.39e3	29.6	YES
3	3 13C3-PFHxS	1800324-07 OF-RW60-0218 0.11223	2.63e3	78.7	NO
4	4 13C8-PFOA	1800324-07 OF-RW60-0218 0.11223	5.00e3	38.9	YES
5	5 13C9-PFNA	1800324-07 OF-RW60-0218 0.11223	6.36e3	53.4	NO
6	6 13C4-PFOS	1800324-07 OF-RW60-0218 0.11223	2.97e3	80.7	NO
7	7 13C6-PFDA	1800324-07 OF-RW60-0218 0.11223	7.27e3	49.5	YES
8	8 13C7-PFUdA	1800324-07 OF-RW60-0218 0.11223	9.94e3	59.0	NO

Name: 180228M1\_116, Date: 01-Mar-2018, Time: 18:33:20, ID: 1800324-08 OF-RW60P-0218 0.11541, Description: OF-RW60P-0218

	# Name	ID	Area	%Rec	Area Out
1	1 13C4-PFBA	1800324-08 OF-RW60P-0218 0.11541	7.30e3	82.6	NO
2	2 13C5-PFHxA	1800324-08 OF-RW60P-0218 0.11541	8.64e3	58.1	NO
3	3 13C3-PFHxS	1800324-08 OF-RW60P-0218 0.11541	2.78e3	83.2	NO
4	4 13C8-PFOA	1800324-08 OF-RW60P-0218 0.11541	8.59e3	66.9	NO
5	5 13C9-PFNA	1800324-08 OF-RW60P-0218 0.11541	9.85e3	82.7	NO
6	6 13C4-PFOS	1800324-08 OF-RW60P-0218 0.11541	3.15e3	85.8	NO
7	7 13C6-PFDA	1800324-08 OF-RW60P-0218 0.11541	1.02e4	69.3	NO
8	8 13C7-PFUdA	1800324-08 OF-RW60P-0218 0.11541	9.76e3	57.9	NO

Name: 180228M1\_117, Date: 01-Mar-2018, Time: 18:44:47, ID: 1800324-09 OF-FB60-0218 0.11817, Description: OF-FB60-0218

	# Name	ID	Area	%Rec	Area Out
1	1 13C4-PFBA	1800324-09 OF-FB60-0218 0.11817	7.17e3	81.1	NO
2	2 13C5-PFHxA	1800324-09 OF-FB60-0218 0.11817	1.09e4	73.2	NO
3	3 13C3-PFHxS	1800324-09 OF-FB60-0218 0.11817	2.89e3	86.3	NO
4	4 13C8-PFOA	1800324-09 OF-FB60-0218 0.11817	8.42e3	65.6	NO
5	5 13C9-PFNA	1800324-09 OF-FB60-0218 0.11817	1.03e4	86.7	NO
6	6 13C4-PFOS	1800324-09 OF-FB60-0218 0.11817	2.90e3	79.0	NO
7	7 13C6-PFDA	1800324-09 OF-FB60-0218 0.11817	1.20e4	81.4	NO
8	8 13C7-PFUdA	1800324-09 OF-FB60-0218 0.11817	1.40e4	83.3	NO

Name: 180228M1\_118, Date: 01-Mar-2018, Time: 18:56:13, ID: 1800324-10 OF-RW42C-0218 0.11358, Description: OF-RW42C-0218

	# Name	ID	Area	%Rec	Area Out
1	1 13C4-PFBA	1800324-10 OF-RW42C-0218 0.11358	4.83e3	54.6	NO
2	2 13C5-PFHxA	1800324-10 OF-RW42C-0218 0.11358	6.48e3	43.6	YES
3	3 13C3-PFHxS	1800324-10 OF-RW42C-0218 0.11358	2.51e3	74.9	NO
4	4 13C8-PFOA	1800324-10 OF-RW42C-0218 0.11358	6.97e3	54.3	NO
5	5 13C9-PFNA	1800324-10 OF-RW42C-0218 0.11358	7.79e3	65.4	NO
6	6 13C4-PFOS	1800324-10 OF-RW42C-0218 0.11358	2.57e3	70.0	NO
7	7 13C6-PFDA	1800324-10 OF-RW42C-0218 0.11358	8.37e3	56.9	NO
8	8 13C7-PFUdA	1800324-10 OF-RW42C-0218 0.11358	1.15e4	68.0	NO

Dataset: Untitled

Last Altered: Friday, March 02, 2018 09:49:55 Pacific Standard Time

Printed: Friday, March 02, 2018 09:54:04 Pacific Standard Time

**Name: 180228M1\_119, Date: 01-Mar-2018, Time: 19:07:40, ID: B8B0068-BS1 OPR 0.25, Description: OPR**

#	Name	ID	Area	%Rec	Area Out
1	1 13C4-PFBA	B8B0068-BS1 OPR 0.25	7.80e3	88.2	NO
2	2 13C5-PFHxA	B8B0068-BS1 OPR 0.25	8.83e3	59.4	NO
3	3 13C3-PFHxS	B8B0068-BS1 OPR 0.25	2.31e3	69.0	NO
4	4 13C8-PFOA	B8B0068-BS1 OPR 0.25	7.52e3	58.6	NO
5	5 13C9-PFNA	B8B0068-BS1 OPR 0.25	9.15e3	76.8	NO
6	6 13C4-PFOS	B8B0068-BS1 OPR 0.25	2.21e3	60.2	NO
7	7 13C6-PFDA	B8B0068-BS1 OPR 0.25	8.63e3	58.8	NO
8	8 13C7-PFUDa	B8B0068-BS1 OPR 0.25	9.47e3	56.2	NO

**Name: 180228M1\_120, Date: 01-Mar-2018, Time: 19:19:07, ID: B8B0068-BLK1 Method Blank 0.25, Description: Method Blank**

#	Name	ID	Area	%Rec	Area Out
1	1 13C4-PFBA	B8B0068-BLK1 Method Blank 0.25	7.46e3	84.4	NO
2	2 13C5-PFHxA	B8B0068-BLK1 Method Blank 0.25	9.05e3	60.9	NO
3	3 13C3-PFHxS	B8B0068-BLK1 Method Blank 0.25	2.12e3	63.4	NO
4	4 13C8-PFOA	B8B0068-BLK1 Method Blank 0.25	8.02e3	62.5	NO
5	5 13C9-PFNA	B8B0068-BLK1 Method Blank 0.25	9.07e3	76.1	NO
6	6 13C4-PFOS	B8B0068-BLK1 Method Blank 0.25	2.31e3	62.9	NO
7	7 13C6-PFDA	B8B0068-BLK1 Method Blank 0.25	8.78e3	59.8	NO
8	8 13C7-PFUDa	B8B0068-BLK1 Method Blank 0.25	9.38e3	55.7	NO

**Name: 180228M1\_121, Date: 01-Mar-2018, Time: 19:30:37, ID: 1800272-01 MtBE\_7256 0.26427, Description: MtBE\_7256**

#	Name	ID	Area	%Rec	Area Out
1	1 13C4-PFBA	1800272-01 MtBE_7256 0.26427	7.43e3	84.1	NO
2	2 13C5-PFHxA	1800272-01 MtBE_7256 0.26427	8.42e3	56.6	NO
3	3 13C3-PFHxS	1800272-01 MtBE_7256 0.26427	2.39e3	71.3	NO
4	4 13C8-PFOA	1800272-01 MtBE_7256 0.26427	7.94e3	61.9	NO
5	5 13C9-PFNA	1800272-01 MtBE_7256 0.26427	7.47e3	62.7	NO
6	6 13C4-PFOS	1800272-01 MtBE_7256 0.26427	2.52e3	68.7	NO
7	7 13C6-PFDA	1800272-01 MtBE_7256 0.26427	8.11e3	55.2	NO
8	8 13C7-PFUDa	1800272-01 MtBE_7256 0.26427	9.57e3	56.8	NO

**Name: 180228M1\_122, Date: 01-Mar-2018, Time: 19:42:07, ID: 1800286-01 GW2125180205RAP 0.25961, Description: GW2125180205RAP**

#	Name	ID	Area	%Rec	Area Out
1	1 13C4-PFBA	1800286-01 GW2125180205RAP 0.259...	7.02e3	79.4	NO
2	2 13C5-PFHxA	1800286-01 GW2125180205RAP 0.259...	8.25e3	55.5	NO
3	3 13C3-PFHxS	1800286-01 GW2125180205RAP 0.259...	2.31e3	69.0	NO
4	4 13C8-PFOA	1800286-01 GW2125180205RAP 0.259...	7.25e3	56.5	NO
5	5 13C9-PFNA	1800286-01 GW2125180205RAP 0.259...	8.90e3	74.7	NO
6	6 13C4-PFOS	1800286-01 GW2125180205RAP 0.259...	2.27e3	61.7	NO
7	7 13C6-PFDA	1800286-01 GW2125180205RAP 0.259...	7.10e3	48.3	YES
8	8 13C7-PFUDa	1800286-01 GW2125180205RAP 0.259...	1.15e4	68.2	NO

Dataset: Untitled

Last Altered: Friday, March 02, 2018 09:49:55 Pacific Standard Time

Printed: Friday, March 02, 2018 09:54:04 Pacific Standard Time

**Name: 180228M1\_123, Date: 01-Mar-2018, Time: 19:53:34, ID: 1800286-02 GW3135180206RAP 0.25631, Description: GW3135180206RAP**

	# Name	ID	Area	%Rec	Area Out
1	1 13C4-PFBA	1800286-02 GW3135180206RAP 0.256...	6.14e3	69.5	NO
2	2 13C5-PFHxA	1800286-02 GW3135180206RAP 0.256...	7.52e3	50.6	NO
3	3 13C3-PFHxS	1800286-02 GW3135180206RAP 0.256...	2.29e3	68.3	NO
4	4 13C8-PFOA	1800286-02 GW3135180206RAP 0.256...	6.61e3	51.5	NO
5	5 13C9-PFNA	1800286-02 GW3135180206RAP 0.256...	7.46e3	62.6	NO
6	6 13C4-PFOS	1800286-02 GW3135180206RAP 0.256...	2.43e3	66.1	NO
7	7 13C6-PFDA	1800286-02 GW3135180206RAP 0.256...	7.63e3	52.0	NO
8	8 13C7-PFUDa	1800286-02 GW3135180206RAP 0.256...	9.45e3	56.1	NO

**Name: 180228M1\_124, Date: 01-Mar-2018, Time: 20:05:04, ID: 1800286-03 GW4044180206RAP 0.25699, Description: GW4044180206RAP**

	# Name	ID	Area	%Rec	Area Out
1	1 13C4-PFBA	1800286-03 GW4044180206RAP 0.256...	6.75e3	76.3	NO
2	2 13C5-PFHxA	1800286-03 GW4044180206RAP 0.256...	8.73e3	58.7	NO
3	3 13C3-PFHxS	1800286-03 GW4044180206RAP 0.256...	2.05e3	61.3	NO
4	4 13C8-PFOA	1800286-03 GW4044180206RAP 0.256...	7.55e3	58.8	NO
5	5 13C9-PFNA	1800286-03 GW4044180206RAP 0.256...	7.17e3	60.2	NO
6	6 13C4-PFOS	1800286-03 GW4044180206RAP 0.256...	2.25e3	61.4	NO
7	7 13C6-PFDA	1800286-03 GW4044180206RAP 0.256...	7.71e3	52.5	NO
8	8 13C7-PFUDa	1800286-03 GW4044180206RAP 0.256...	1.08e4	63.9	NO

**Name: 180228M1\_125, Date: 01-Mar-2018, Time: 20:16:31, ID: 1800286-04 GW5054180206RAP 0.26906, Description: GW5054180206RAP**

	# Name	ID	Area	%Rec	Area Out
1	1 13C4-PFBA	1800286-04 GW5054180206RAP 0.269...	6.37e3	72.1	NO
2	2 13C5-PFHxA	1800286-04 GW5054180206RAP 0.269...	8.05e3	54.2	NO
3	3 13C3-PFHxS	1800286-04 GW5054180206RAP 0.269...	2.08e3	62.2	NO
4	4 13C8-PFOA	1800286-04 GW5054180206RAP 0.269...	7.52e3	58.6	NO
5	5 13C9-PFNA	1800286-04 GW5054180206RAP 0.269...	7.20e3	60.4	NO
6	6 13C4-PFOS	1800286-04 GW5054180206RAP 0.269...	1.97e3	53.5	NO
7	7 13C6-PFDA	1800286-04 GW5054180206RAP 0.269...	9.28e3	63.2	NO
8	8 13C7-PFUDa	1800286-04 GW5054180206RAP 0.269...	1.00e4	59.5	NO

**Name: 180228M1\_126, Date: 01-Mar-2018, Time: 20:28:00, ID: 1800286-05 GW5963180207RAP 0.26219, Description: GW5963180207RAP**

	# Name	ID	Area	%Rec	Area Out
1	1 13C4-PFBA	1800286-05 GW5963180207RAP 0.262...	7.09e3	80.2	NO
2	2 13C5-PFHxA	1800286-05 GW5963180207RAP 0.262...	7.43e3	50.0	NO
3	3 13C3-PFHxS	1800286-05 GW5963180207RAP 0.262...	2.33e3	69.6	NO
4	4 13C8-PFOA	1800286-05 GW5963180207RAP 0.262...	8.02e3	62.5	NO
5	5 13C9-PFNA	1800286-05 GW5963180207RAP 0.262...	7.93e3	66.6	NO
6	6 13C4-PFOS	1800286-05 GW5963180207RAP 0.262...	2.05e3	55.8	NO
7	7 13C6-PFDA	1800286-05 GW5963180207RAP 0.262...	8.39e3	57.1	NO
8	8 13C7-PFUDa	1800286-05 GW5963180207RAP 0.262...	9.99e3	59.3	NO

Dataset: Untitled

Last Altered: Friday, March 02, 2018 09:49:55 Pacific Standard Time

Printed: Friday, March 02, 2018 09:54:04 Pacific Standard Time

**Name: 180228M1\_127, Date: 01-Mar-2018, Time: 20:39:27, ID: IPA, Description: IPA**

	# Name	ID	Area	%Rec	Area Out
1	1 13C4-PFBA	IPA			NO
2	2 13C5-PFHxA	IPA			NO
3	3 13C3-PFHxS	IPA			NO
4	4 13C8-PFOA	IPA			NO
5	5 13C9-PFNA	IPA			NO
6	6 13C4-PFOS	IPA			NO
7	7 13C6-PFDA	IPA			NO
8	8 13C7-PFUdA	IPA			NO

**Name: 180228M1\_128, Date: 01-Mar-2018, Time: 20:50:57, ID: ST180228M1-16 PFC CS0 18B2314, Description: PFC CS0 18B2314**

	# Name	ID	Area	%Rec	Area Out
1	1 13C4-PFBA	ST180228M1-16 PFC CS0 18B2314	1.01e4	114.0	NO
2	2 13C5-PFHxA	ST180228M1-16 PFC CS0 18B2314	1.49e4	100.1	NO
3	3 13C3-PFHxS	ST180228M1-16 PFC CS0 18B2314	3.63e3	108.4	NO
4	4 13C8-PFOA	ST180228M1-16 PFC CS0 18B2314	1.20e4	93.7	NO
5	5 13C9-PFNA	ST180228M1-16 PFC CS0 18B2314	1.34e4	112.5	NO
6	6 13C4-PFOS	ST180228M1-16 PFC CS0 18B2314	3.64e3	99.0	NO
7	7 13C6-PFDA	ST180228M1-16 PFC CS0 18B2314	1.62e4	110.1	NO
8	8 13C7-PFUdA	ST180228M1-16 PFC CS0 18B2314	1.64e4	97.5	NO

**Name: 180228M1\_129, Date: 01-Mar-2018, Time: 21:02:24, ID: IPA, Description: IPA**

	# Name	ID	Area	%Rec	Area Out
1	1 13C4-PFBA	IPA			NO
2	2 13C5-PFHxA	IPA			NO
3	3 13C3-PFHxS	IPA			NO
4	4 13C8-PFOA	IPA			NO
5	5 13C9-PFNA	IPA			NO
6	6 13C4-PFOS	IPA			NO
7	7 13C6-PFDA	IPA	5.75e0	0.0	YES
8	8 13C7-PFUdA	IPA			NO

**Name: 180228M1\_130, Date: 01-Mar-2018, Time: 21:13:51, ID: 1800286-06 GW2024180207RAP 0.25995, Description: GW2024180207RAP**

	# Name	ID	Area	%Rec	Area Out
1	1 13C4-PFBA	1800286-06 GW2024180207RAP 0.259...	6.71e3	75.9	NO
2	2 13C5-PFHxA	1800286-06 GW2024180207RAP 0.259...	7.59e3	51.1	NO
3	3 13C3-PFHxS	1800286-06 GW2024180207RAP 0.259...	1.95e3	58.3	NO
4	4 13C8-PFOA	1800286-06 GW2024180207RAP 0.259...	6.58e3	51.3	NO
5	5 13C9-PFNA	1800286-06 GW2024180207RAP 0.259...	7.79e3	65.4	NO
6	6 13C4-PFOS	1800286-06 GW2024180207RAP 0.259...	2.37e3	64.5	NO
7	7 13C6-PFDA	1800286-06 GW2024180207RAP 0.259...	7.95e3	54.1	NO
8	8 13C7-PFUdA	1800286-06 GW2024180207RAP 0.259...	9.75e3	57.9	NO



Dataset: Untitled

Last Altered: Friday, March 02, 2018 09:49:55 Pacific Standard Time

Printed: Friday, March 02, 2018 09:54:04 Pacific Standard Time

**Name: 180228M1\_131, Date: 01-Mar-2018, Time: 21:25:17, ID: 1800286-07 GW3034180207RAP 0.25817, Description: GW3034180207RAP**

	#	Name	ID	Area	%Rec	Area Out
1	1	13C4-PFBA	1800286-07 GW3034180207RAP 0.258...	6.25e3	70.7	NO
2	2	13C5-PFHxA	1800286-07 GW3034180207RAP 0.258...	6.82e3	45.9	YES
3	3	13C3-PFHxS	1800286-07 GW3034180207RAP 0.258...	2.08e3	62.3	NO
4	4	13C8-PFOA	1800286-07 GW3034180207RAP 0.258...	6.65e3	51.8	NO
5	5	13C9-PFNA	1800286-07 GW3034180207RAP 0.258...	6.92e3	58.1	NO
6	6	13C4-PFOS	1800286-07 GW3034180207RAP 0.258...	2.24e3	60.9	NO
7	7	13C6-PFDA	1800286-07 GW3034180207RAP 0.258...	8.20e3	55.8	NO
8	8	13C7-PFUDa	1800286-07 GW3034180207RAP 0.258...	8.74e3	51.9	NO

**Name: 180228M1\_132, Date: 01-Mar-2018, Time: 21:36:44, ID: 1800286-08 GW4145180207RAP 0.26371, Description: GW4145180207RAP**

	#	Name	ID	Area	%Rec	Area Out
1	1	13C4-PFBA	1800286-08 GW4145180207RAP 0.263...	6.59e3	74.5	NO
2	2	13C5-PFHxA	1800286-08 GW4145180207RAP 0.263...	7.13e3	48.0	YES
3	3	13C3-PFHxS	1800286-08 GW4145180207RAP 0.263...	2.24e3	66.8	NO
4	4	13C8-PFOA	1800286-08 GW4145180207RAP 0.263...	6.48e3	50.5	NO
5	5	13C9-PFNA	1800286-08 GW4145180207RAP 0.263...	8.31e3	69.7	NO
6	6	13C4-PFOS	1800286-08 GW4145180207RAP 0.263...	1.93e3	52.6	NO
7	7	13C6-PFDA	1800286-08 GW4145180207RAP 0.263...	7.96e3	54.2	NO
8	8	13C7-PFUDa	1800286-08 GW4145180207RAP 0.263...	1.08e4	64.1	NO

**Name: 180228M1\_133, Date: 01-Mar-2018, Time: 21:48:14, ID: 1800286-09 GW5054180208RAP 0.26011, Description: GW5054180208RAP**

	#	Name	ID	Area	%Rec	Area Out
1	1	13C4-PFBA	1800286-09 GW5054180208RAP 0.260...	6.50e3	73.6	NO
2	2	13C5-PFHxA	1800286-09 GW5054180208RAP 0.260...	8.03e3	54.0	NO
3	3	13C3-PFHxS	1800286-09 GW5054180208RAP 0.260...	2.17e3	64.9	NO
4	4	13C8-PFOA	1800286-09 GW5054180208RAP 0.260...	6.51e3	50.8	NO
5	5	13C9-PFNA	1800286-09 GW5054180208RAP 0.260...	6.74e3	56.5	NO
6	6	13C4-PFOS	1800286-09 GW5054180208RAP 0.260...	2.28e3	61.9	NO
7	7	13C6-PFDA	1800286-09 GW5054180208RAP 0.260...	8.58e3	58.4	NO
8	8	13C7-PFUDa	1800286-09 GW5054180208RAP 0.260...	1.01e4	59.9	NO

**Name: 180228M1\_134, Date: 01-Mar-2018, Time: 21:59:41, ID: 1800293-01 HS DW WELL 1-TAP 0.26085, Description: HS DW WELL 1-TAP**

	#	Name	ID	Area	%Rec	Area Out
1	1	13C4-PFBA	1800293-01 HS DW WELL 1-TAP 0.260...	6.85e3	77.5	NO
2	2	13C5-PFHxA	1800293-01 HS DW WELL 1-TAP 0.260...	7.67e3	51.6	NO
3	3	13C3-PFHxS	1800293-01 HS DW WELL 1-TAP 0.260...	2.12e3	63.3	NO
4	4	13C8-PFOA	1800293-01 HS DW WELL 1-TAP 0.260...	7.04e3	54.9	NO
5	5	13C9-PFNA	1800293-01 HS DW WELL 1-TAP 0.260...	8.34e3	70.0	NO
6	6	13C4-PFOS	1800293-01 HS DW WELL 1-TAP 0.260...	2.17e3	59.0	NO
7	7	13C6-PFDA	1800293-01 HS DW WELL 1-TAP 0.260...	8.05e3	54.8	NO
8	8	13C7-PFUDa	1800293-01 HS DW WELL 1-TAP 0.260...	1.02e4	60.4	NO

Dataset: Untitled

Last Altered: Friday, March 02, 2018 09:49:55 Pacific Standard Time

Printed: Friday, March 02, 2018 09:54:04 Pacific Standard Time

**Name: 180228M1\_135, Date: 01-Mar-2018, Time: 22:11:08, ID: 1800293-02 FB1802071025AB 0.26261, Description: FB1802071025AB**

	# Name	ID	Area	%Rec	Area Out
1	1 13C4-PFBA	1800293-02 FB1802071025AB 0.26261	6.57e3	74.4	NO
2	2 13C5-PFHxA	1800293-02 FB1802071025AB 0.26261	7.86e3	52.9	NO
3	3 13C3-PFHxS	1800293-02 FB1802071025AB 0.26261	2.14e3	63.9	NO
4	4 13C8-PFOA	1800293-02 FB1802071025AB 0.26261	7.30e3	56.9	NO
5	5 13C9-PFNA	1800293-02 FB1802071025AB 0.26261	1.01e4	84.9	NO
6	6 13C4-PFOS	1800293-02 FB1802071025AB 0.26261	2.20e3	59.8	NO
7	7 13C6-PFDA	1800293-02 FB1802071025AB 0.26261	7.68e3	52.2	NO
8	8 13C7-PFUDa	1800293-02 FB1802071025AB 0.26261	9.66e3	57.3	NO

**Name: 180228M1\_136, Date: 01-Mar-2018, Time: 22:22:37, ID: 1800293-03 HS DW WELL 2-TAP 0.25552, Description: HS DW WELL 2-TAP**

	# Name	ID	Area	%Rec	Area Out
1	1 13C4-PFBA	1800293-03 HS DW WELL 2-TAP 0.255...	6.02e3	68.1	NO
2	2 13C5-PFHxA	1800293-03 HS DW WELL 2-TAP 0.255...	7.07e3	47.6	YES
3	3 13C3-PFHxS	1800293-03 HS DW WELL 2-TAP 0.255...	2.09e3	62.5	NO
4	4 13C8-PFOA	1800293-03 HS DW WELL 2-TAP 0.255...	6.85e3	53.4	NO
5	5 13C9-PFNA	1800293-03 HS DW WELL 2-TAP 0.255...	7.57e3	63.5	NO
6	6 13C4-PFOS	1800293-03 HS DW WELL 2-TAP 0.255...	2.23e3	60.6	NO
7	7 13C6-PFDA	1800293-03 HS DW WELL 2-TAP 0.255...	7.05e3	48.0	YES
8	8 13C7-PFUDa	1800293-03 HS DW WELL 2-TAP 0.255...	9.51e3	56.5	NO

**Name: 180228M1\_137, Date: 01-Mar-2018, Time: 22:34:07, ID: 1800293-04 HS DW WELL 1&2-TAP 0.26089, Description: HS DW WELL 1&2-TAP**

	# Name	ID	Area	%Rec	Area Out
1	1 13C4-PFBA	1800293-04 HS DW WELL 12-TAP 0.26...	6.92e3	78.3	NO
2	2 13C5-PFHxA	1800293-04 HS DW WELL 12-TAP 0.26...	7.78e3	52.3	NO
3	3 13C3-PFHxS	1800293-04 HS DW WELL 12-TAP 0.26...	2.22e3	66.3	NO
4	4 13C8-PFOA	1800293-04 HS DW WELL 12-TAP 0.26...	6.94e3	54.1	NO
5	5 13C9-PFNA	1800293-04 HS DW WELL 12-TAP 0.26...	8.38e3	70.3	NO
6	6 13C4-PFOS	1800293-04 HS DW WELL 12-TAP 0.26...	2.29e3	62.4	NO
7	7 13C6-PFDA	1800293-04 HS DW WELL 12-TAP 0.26...	8.95e3	60.9	NO
8	8 13C7-PFUDa	1800293-04 HS DW WELL 12-TAP 0.26...	9.71e3	57.7	NO

**Name: 180228M1\_138, Date: 01-Mar-2018, Time: 22:45:36, ID: 1800293-05 HS DW WELL 1&2-TAP-DUP 0.25274, Description: HS DW WELL 1&2-TAP-DUP**

	# Name	ID	Area	%Rec	Area Out
1	1 13C4-PFBA	1800293-05 HS DW WELL 12-TAP-DU...	7.55e3	85.5	NO
2	2 13C5-PFHxA	1800293-05 HS DW WELL 12-TAP-DU...	8.38e3	56.4	NO
3	3 13C3-PFHxS	1800293-05 HS DW WELL 12-TAP-DU...	2.27e3	67.8	NO
4	4 13C8-PFOA	1800293-05 HS DW WELL 12-TAP-DU...	7.55e3	58.9	NO
5	5 13C9-PFNA	1800293-05 HS DW WELL 12-TAP-DU...	8.08e3	67.9	NO
6	6 13C4-PFOS	1800293-05 HS DW WELL 12-TAP-DU...	2.44e3	66.4	NO
7	7 13C6-PFDA	1800293-05 HS DW WELL 12-TAP-DU...	7.10e3	48.4	YES
8	8 13C7-PFUDa	1800293-05 HS DW WELL 12-TAP-DU...	9.05e3	53.7	NO

Dataset: Untitled

Last Altered: Friday, March 02, 2018 09:49:55 Pacific Standard Time

Printed: Friday, March 02, 2018 09:54:04 Pacific Standard Time

**Name: 180228M1\_139, Date: 01-Mar-2018, Time: 22:57:03, ID: 1800293-06 HS BUS Garage Well-TAP 0.25645, Description: HS BUS Garage Well-TAP**

	# Name	ID	Area	%Rec	Area Out
1	1 13C4-PFBA	1800293-06 HS BUS Garage Well-TAP ...	7.89e3	89.3	NO
2	2 13C5-PFHxA	1800293-06 HS BUS Garage Well-TAP ...	8.04e3	54.1	NO
3	3 13C3-PFHxS	1800293-06 HS BUS Garage Well-TAP ...	2.27e3	67.8	NO
4	4 13C8-PFOA	1800293-06 HS BUS Garage Well-TAP ...	7.98e3	62.2	NO
5	5 13C9-PFNA	1800293-06 HS BUS Garage Well-TAP ...	8.21e3	68.9	NO
6	6 13C4-PFOS	1800293-06 HS BUS Garage Well-TAP ...	2.59e3	70.4	NO
7	7 13C6-PFDA	1800293-06 HS BUS Garage Well-TAP ...	7.08e3	48.2	YES
8	8 13C7-PFUdA	1800293-06 HS BUS Garage Well-TAP ...	9.72e3	57.7	NO

**Name: 180228M1\_140, Date: 01-Mar-2018, Time: 23:08:32, ID: 1800293-07 HS Maint. Barn Well-TAP 0.25599, Description: HS Maint. Barn Well-TAP**

	# Name	ID	Area	%Rec	Area Out
1	1 13C4-PFBA	1800293-07 HS Maint. Barn Well-TAP 0....	7.08e3	80.1	NO
2	2 13C5-PFHxA	1800293-07 HS Maint. Barn Well-TAP 0....	7.38e3	49.7	YES
3	3 13C3-PFHxS	1800293-07 HS Maint. Barn Well-TAP 0....	2.12e3	63.3	NO
4	4 13C8-PFOA	1800293-07 HS Maint. Barn Well-TAP 0....	7.86e3	61.2	NO
5	5 13C9-PFNA	1800293-07 HS Maint. Barn Well-TAP 0....	7.57e3	63.5	NO
6	6 13C4-PFOS	1800293-07 HS Maint. Barn Well-TAP 0....	2.03e3	55.4	NO
7	7 13C6-PFDA	1800293-07 HS Maint. Barn Well-TAP 0....	8.24e3	56.1	NO
8	8 13C7-PFUdA	1800293-07 HS Maint. Barn Well-TAP 0....	9.95e3	59.1	NO

**Name: 180228M1\_141, Date: 01-Mar-2018, Time: 23:20:02, ID: IPA, Description: IPA**

	# Name	ID	Area	%Rec	Area Out
1	1 13C4-PFBA	IPA			NO
2	2 13C5-PFHxA	IPA			NO
3	3 13C3-PFHxS	IPA			NO
4	4 13C8-PFOA	IPA			NO
5	5 13C9-PFNA	IPA			NO
6	6 13C4-PFOS	IPA			NO
7	7 13C6-PFDA	IPA			NO
8	8 13C7-PFUdA	IPA	8.40e0	0.0	YES

**Name: 180228M1\_142, Date: 01-Mar-2018, Time: 23:31:32, ID: ST180228M1-17 PFC CS3 18B2317, Description: PFC CS3 18B2317**

	# Name	ID	Area	%Rec	Area Out
1	1 13C4-PFBA	ST180228M1-17 PFC CS3 18B2317	1.15e4	129.6	NO
2	2 13C5-PFHxA	ST180228M1-17 PFC CS3 18B2317	1.53e4	102.7	NO
3	3 13C3-PFHxS	ST180228M1-17 PFC CS3 18B2317	3.80e3	113.5	NO
4	4 13C8-PFOA	ST180228M1-17 PFC CS3 18B2317	1.40e4	108.9	NO
5	5 13C9-PFNA	ST180228M1-17 PFC CS3 18B2317	1.56e4	131.2	NO
6	6 13C4-PFOS	ST180228M1-17 PFC CS3 18B2317	3.66e3	99.5	NO
7	7 13C6-PFDA	ST180228M1-17 PFC CS3 18B2317	1.77e4	120.2	NO
8	8 13C7-PFUdA	ST180228M1-17 PFC CS3 18B2317	1.94e4	114.9	NO

Dataset: Untitled

Last Altered: Friday, March 02, 2018 09:49:55 Pacific Standard Time

Printed: Friday, March 02, 2018 09:54:04 Pacific Standard Time

**Name: 180228M1\_143, Date: 01-Mar-2018, Time: 23:43:01, ID: IPA, Description: IPA**

	# Name	ID	Area	%Rec	Area Out
1	1 13C4-PFBA	IPA			NO
2	2 13C5-PFHxA	IPA			NO
3	3 13C3-PFHxS	IPA			NO
4	4 13C8-PFOA	IPA	5.81e0	0.0	YES
5	5 13C9-PFNA	IPA			NO
6	6 13C4-PFOS	IPA			NO
7	7 13C6-PFDA	IPA			NO
8	8 13C7-PFUDa	IPA			NO

**Name: 180228M1\_144, Date: 01-Mar-2018, Time: 23:54:27, ID: 1800293-08 Elementary School Well-TAP 0.26141, Description: Elementary School Well-TAP**

	# Name	ID	Area	%Rec	Area Out
1	1 13C4-PFBA	1800293-08 Elementary School Well-TA...	7.07e3	79.9	NO
2	2 13C5-PFHxA	1800293-08 Elementary School Well-TA...	8.28e3	55.7	NO
3	3 13C3-PFHxS	1800293-08 Elementary School Well-TA...	2.09e3	62.3	NO
4	4 13C8-PFOA	1800293-08 Elementary School Well-TA...	7.77e3	60.6	NO
5	5 13C9-PFNA	1800293-08 Elementary School Well-TA...	8.77e3	73.6	NO
6	6 13C4-PFOS	1800293-08 Elementary School Well-TA...	2.31e3	62.8	NO
7	7 13C6-PFDA	1800293-08 Elementary School Well-TA...	9.55e3	65.0	NO
8	8 13C7-PFUDa	1800293-08 Elementary School Well-TA...	9.89e3	58.7	NO

**Name: 180228M1\_145, Date: 02-Mar-2018, Time: 00:05:57, ID: IPA, Description: IPA**

	# Name	ID	Area	%Rec	Area Out
1	1 13C4-PFBA	IPA			NO
2	2 13C5-PFHxA	IPA			NO
3	3 13C3-PFHxS	IPA			NO
4	4 13C8-PFOA	IPA			NO
5	5 13C9-PFNA	IPA			NO
6	6 13C4-PFOS	IPA			NO
7	7 13C6-PFDA	IPA			NO
8	8 13C7-PFUDa	IPA			NO

**Name: 180228M1\_146, Date: 02-Mar-2018, Time: 00:17:27, ID: ST180228M1-18 PFC CS3 18B2317, Description: PFC CS3 18B2317**

	# Name	ID	Area	%Rec	Area Out
1	1 13C4-PFBA	ST180228M1-18 PFC CS3 18B2317	1.21e4	137.0	NO
2	2 13C5-PFHxA	ST180228M1-18 PFC CS3 18B2317	1.76e4	118.1	NO
3	3 13C3-PFHxS	ST180228M1-18 PFC CS3 18B2317	3.72e3	111.0	NO
4	4 13C8-PFOA	ST180228M1-18 PFC CS3 18B2317	1.47e4	114.5	NO
5	5 13C9-PFNA	ST180228M1-18 PFC CS3 18B2317	1.38e4	115.5	NO
6	6 13C4-PFOS	ST180228M1-18 PFC CS3 18B2317	4.23e3	115.0	NO
7	7 13C6-PFDA	ST180228M1-18 PFC CS3 18B2317	1.67e4	113.4	NO
8	8 13C7-PFUDa	ST180228M1-18 PFC CS3 18B2317	1.75e4	104.0	NO

Dataset: Untitled

Last Altered: Thursday, March 01, 2018 14:33:03 Pacific Standard Time

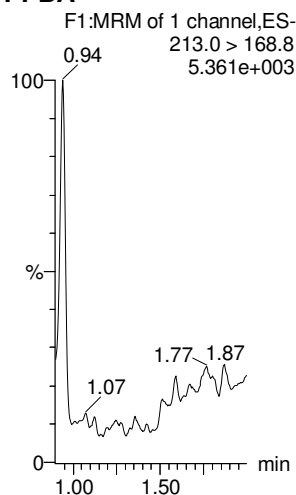
Printed: Thursday, March 01, 2018 14:33:08 Pacific Standard Time

Method: F:\Projects\PFAS.PRO\MethDB\PFAS\_FULL\_80C\_022718.mdb 28 Feb 2018 13:19:45

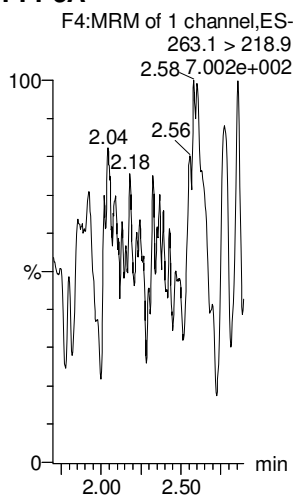
Calibration: F:\Projects\PFAS.PRO\CurveDB\C18\_VAL-PFAS\_Q4\_02-28-18-FULL.cdb 01 Mar 2018 12:54:21

Name: 180228M1\_12, Date: 28-Feb-2018, Time: 22:39:39, ID: IPA, Description: IPA

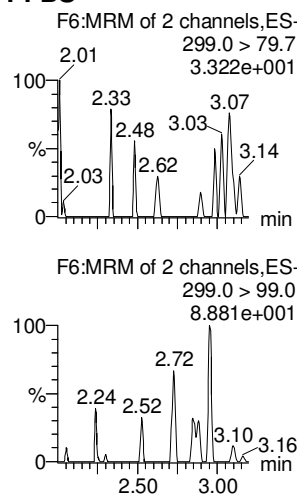
**PFBA**



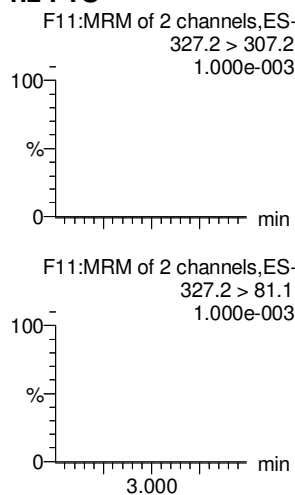
**PFPeA**



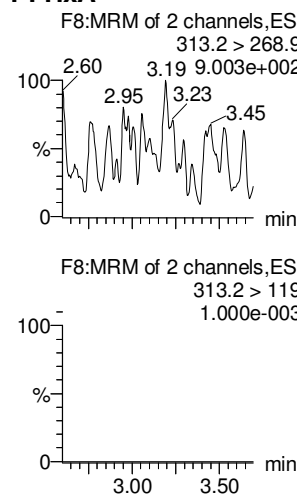
**PFBS**



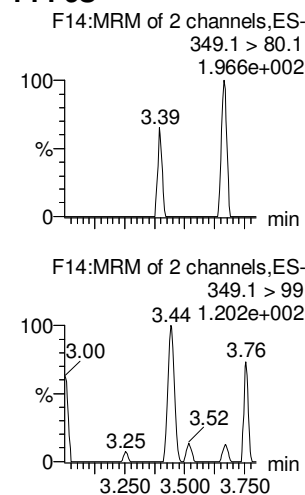
**4:2 FTS**



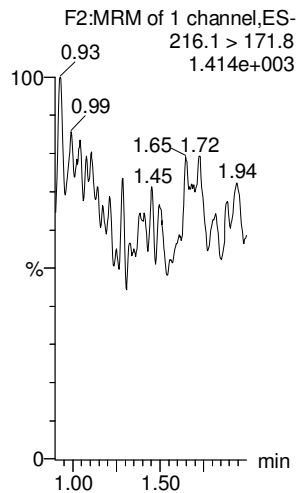
**PFHxA**



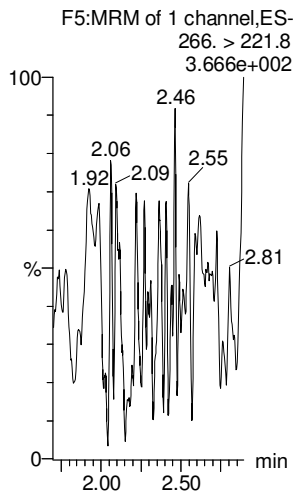
**PFPeS**



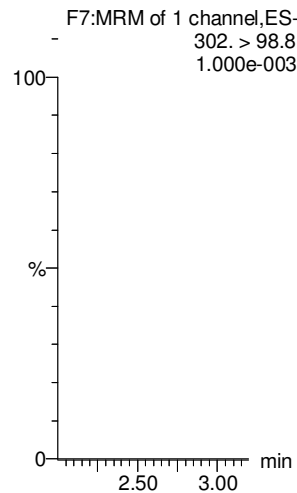
**13C3-PFBA**



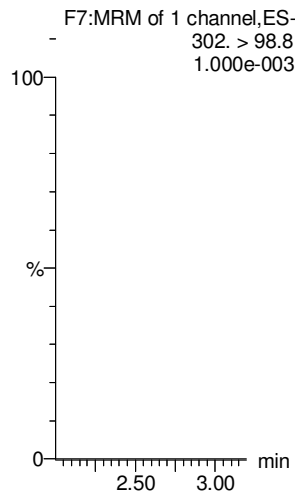
**13C3-PFPeA**



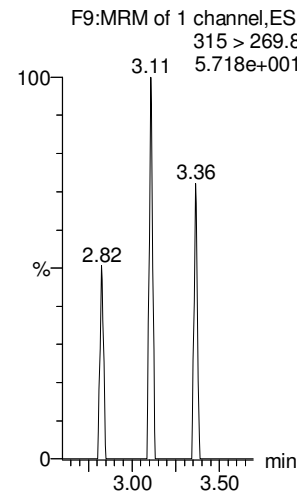
**13C3-PFBS**



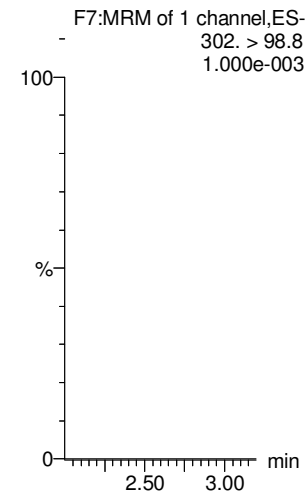
**13C3-PFBS**



**13C2-PFHxA**



**13C3-PFBS**



Dataset: Untitled

Last Altered: Thursday, March 01, 2018 14:33:03 Pacific Standard Time

Printed: Thursday, March 01, 2018 14:33:08 Pacific Standard Time

Name: 180228M1\_12, Date: 28-Feb-2018, Time: 22:39:39, ID: IPA, Description: IPA

6:2 FTS

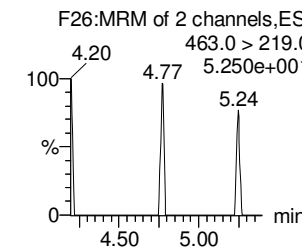
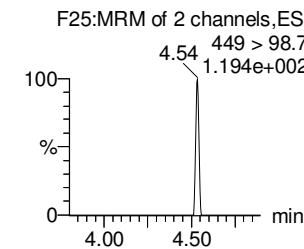
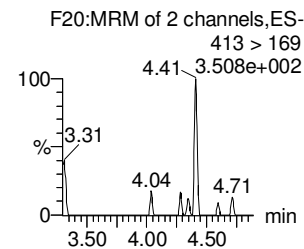
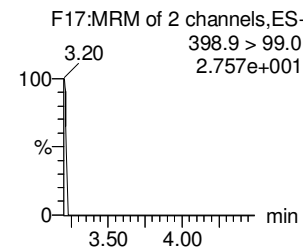
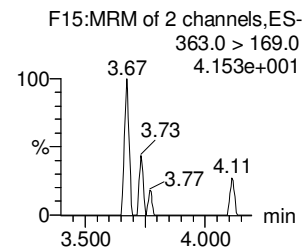
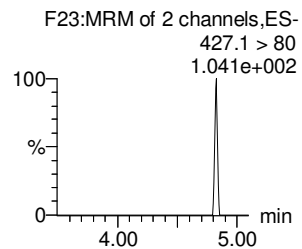
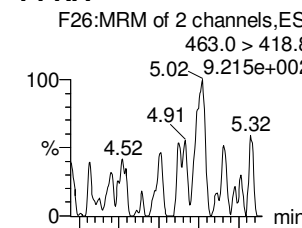
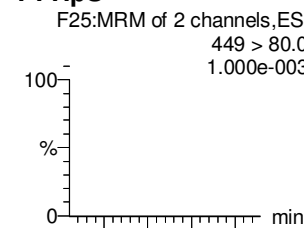
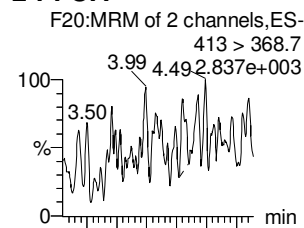
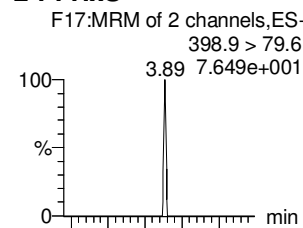
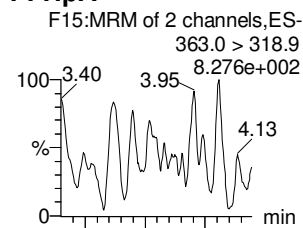
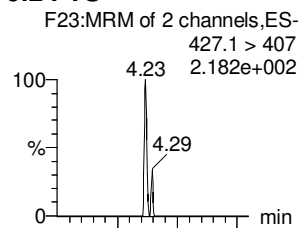
PFHpA

L-PFHxS

L-PFOA

PFHpS

PFNA



18O2-PFHxS

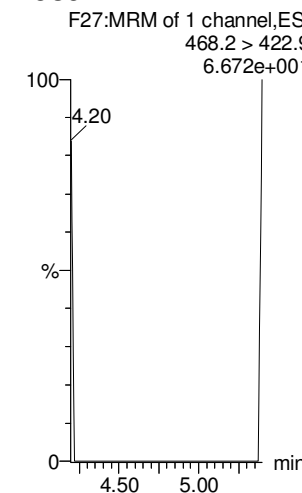
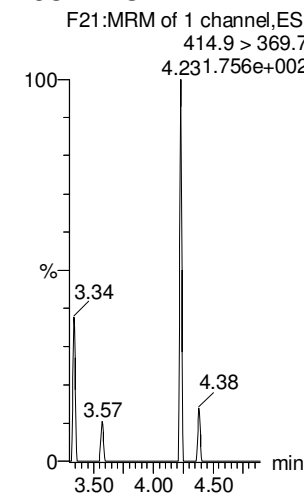
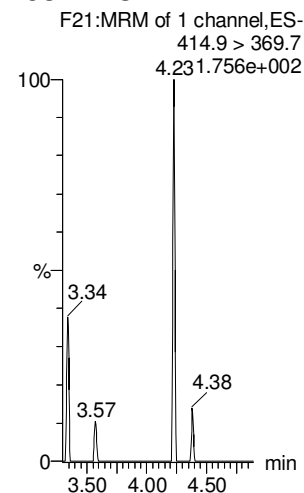
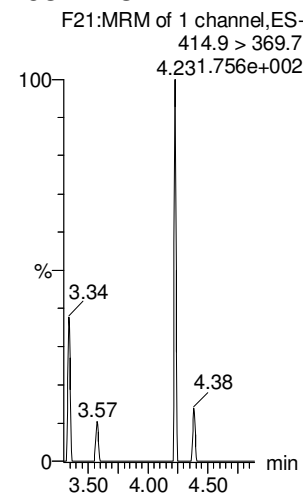
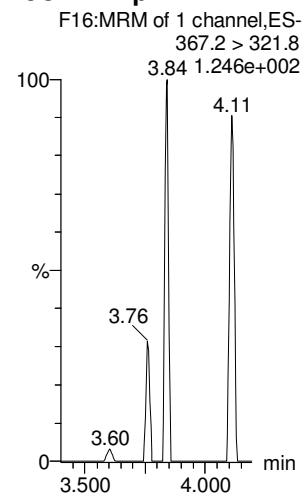
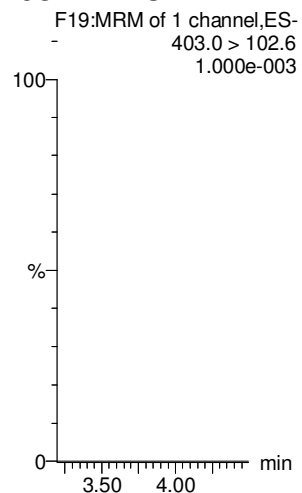
13C4-PFHpA

13C2-PFOA

13C2-PFOA

13C2-PFOA

13C5-PFNA



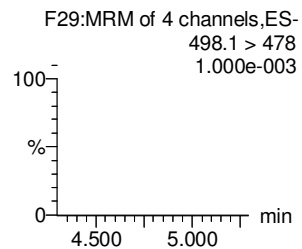
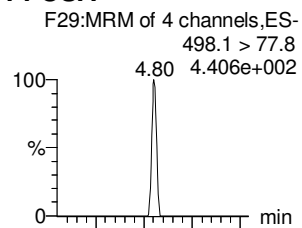
Dataset: Untitled

Last Altered: Thursday, March 01, 2018 14:33:03 Pacific Standard Time

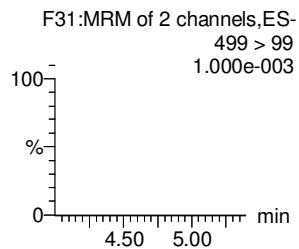
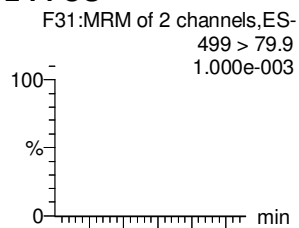
Printed: Thursday, March 01, 2018 14:33:08 Pacific Standard Time

Name: 180228M1\_12, Date: 28-Feb-2018, Time: 22:39:39, ID: IPA, Description: IPA

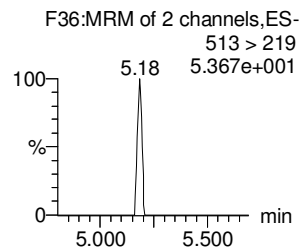
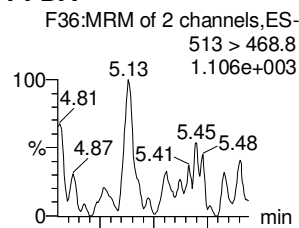
**PFOSA**



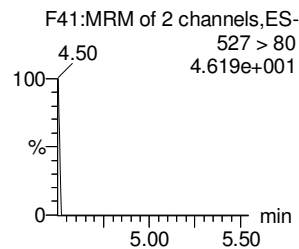
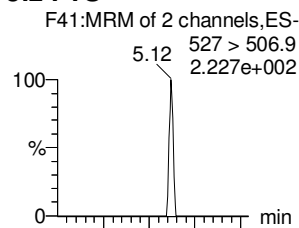
**L-PFOS**



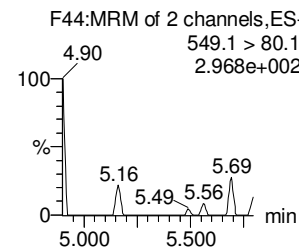
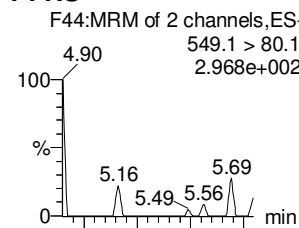
**PFDA**



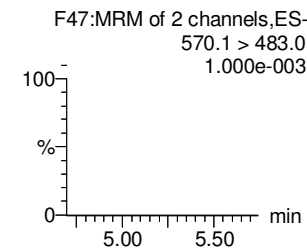
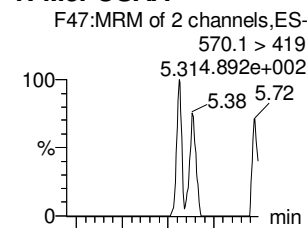
**8:2 FTS**



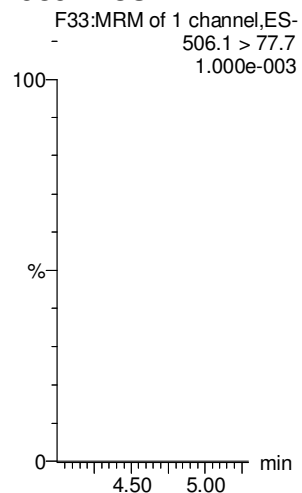
**PFNS**



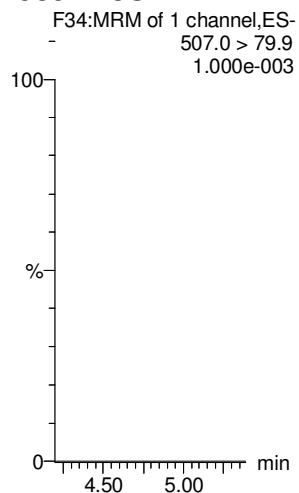
**N-MeFOSAA**



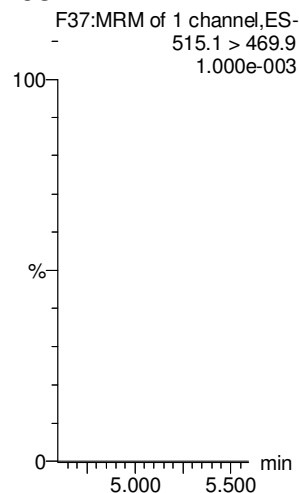
**13C8-PFOSA**



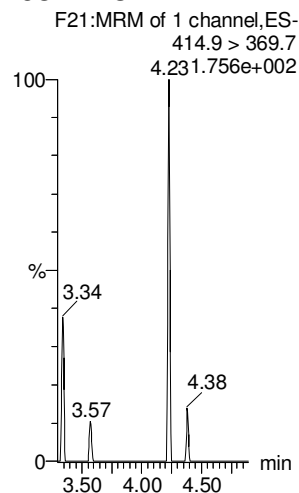
**13C8-PFOS**



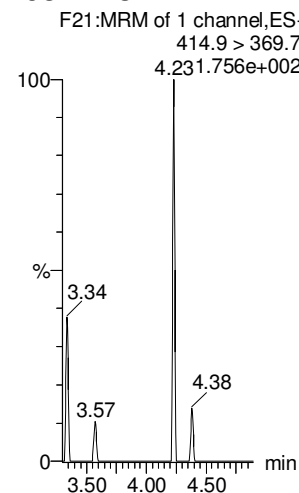
**13C2-PFDA**



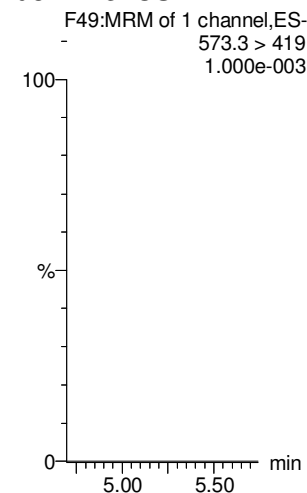
**13C2-PFOA**



**13C2-PFOA**



**d3-N-MeFOSAA**



Dataset: Untitled

Last Altered: Thursday, March 01, 2018 14:33:03 Pacific Standard Time

Printed: Thursday, March 01, 2018 14:33:08 Pacific Standard Time

Name: 180228M1\_12, Date: 28-Feb-2018, Time: 22:39:39, ID: IPA, Description: IPA

**N-EtFOSAA**

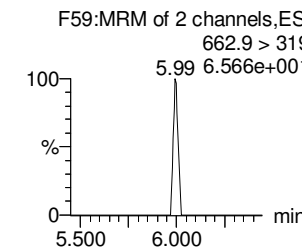
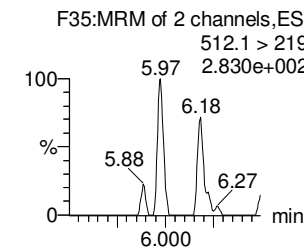
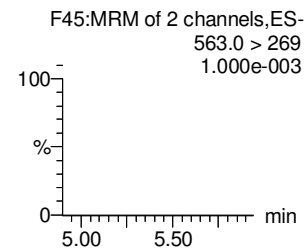
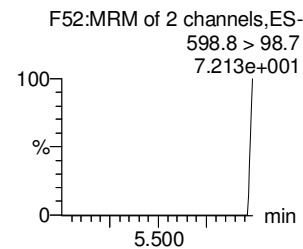
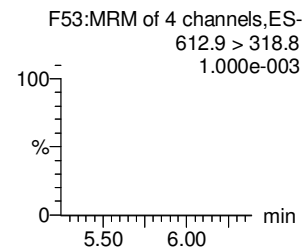
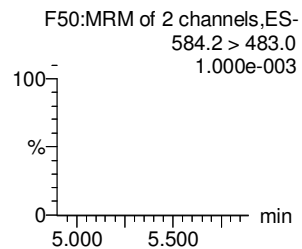
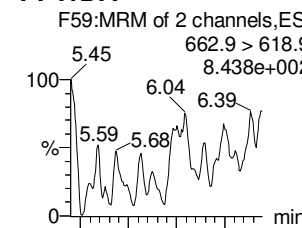
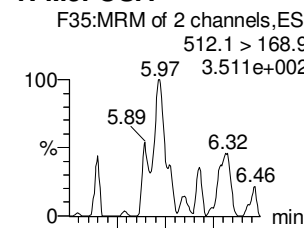
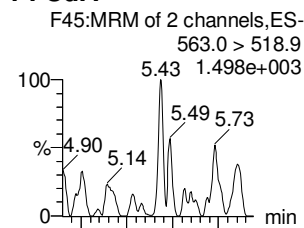
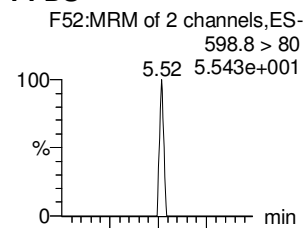
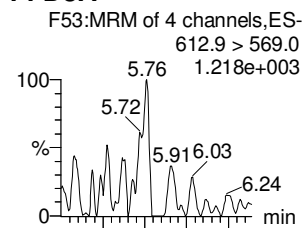
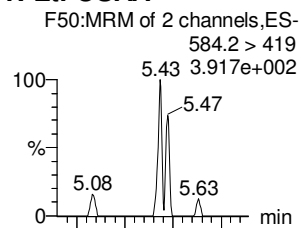
**PFDoA**

**PFDS**

**PFUdA**

**N-MeFOSA**

**PFTrDA**



**d5-N-EtFOSAA**

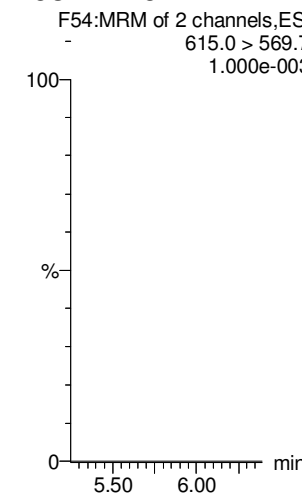
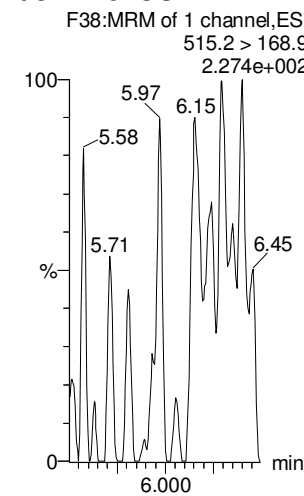
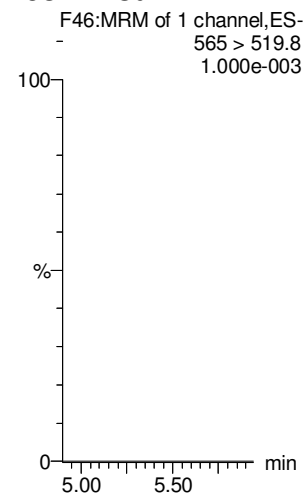
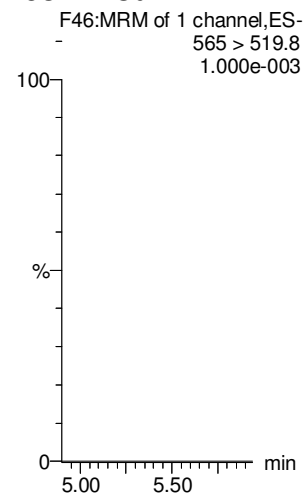
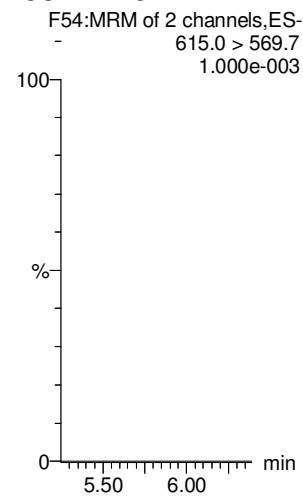
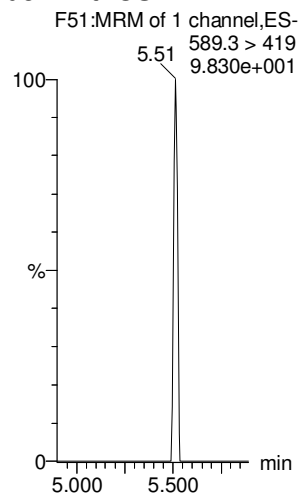
**13C2-PFDoA**

**13C2-PFUdA**

**13C2-PFUdA**

**d3-N-MeFOSA**

**13C2-PFDoA**





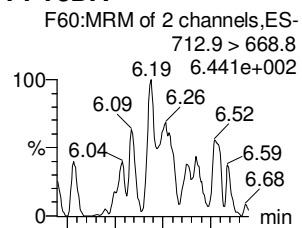
Dataset: Untitled

Last Altered: Thursday, March 01, 2018 14:33:03 Pacific Standard Time

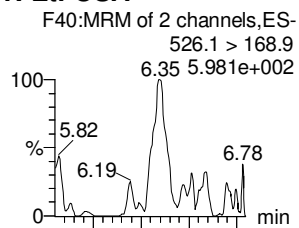
Printed: Thursday, March 01, 2018 14:33:08 Pacific Standard Time

Name: 180228M1\_12, Date: 28-Feb-2018, Time: 22:39:39, ID: IPA, Description: IPA

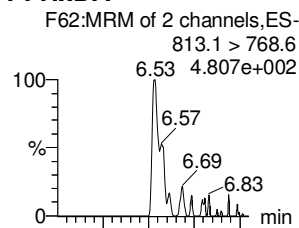
**PFTeDA**



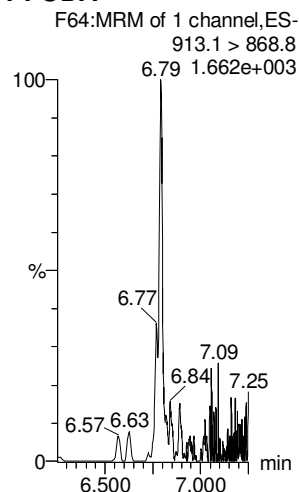
**N-EtFOSE**



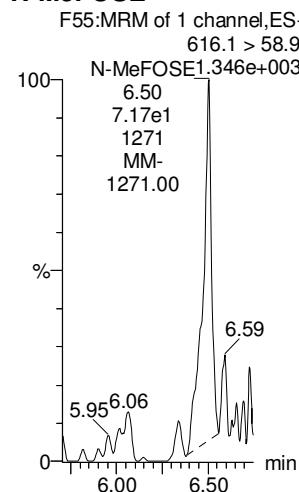
**PFHxDA**



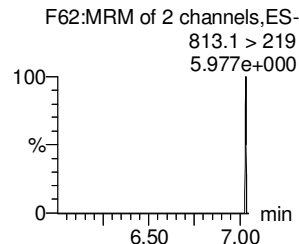
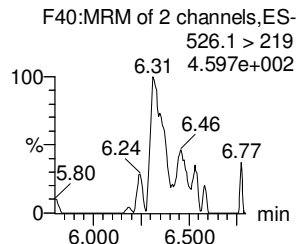
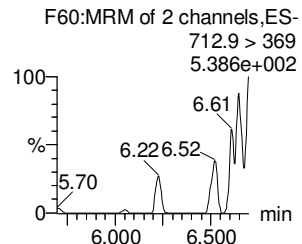
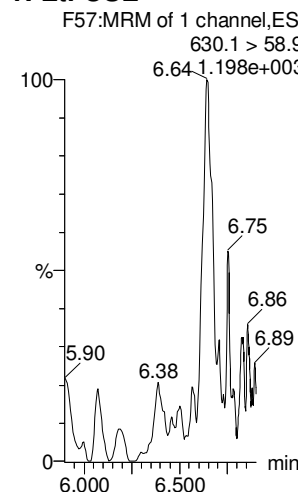
**PFODA**



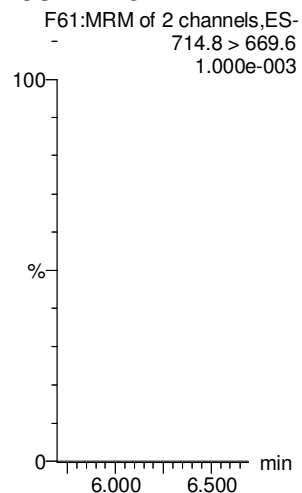
**N-MeFOSE**



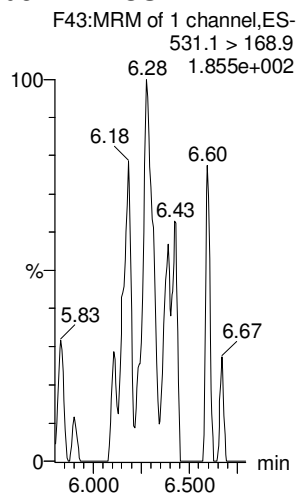
**N-EtFOSE**



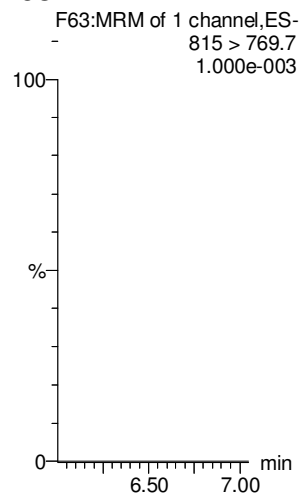
**13C2-PFTeDA**



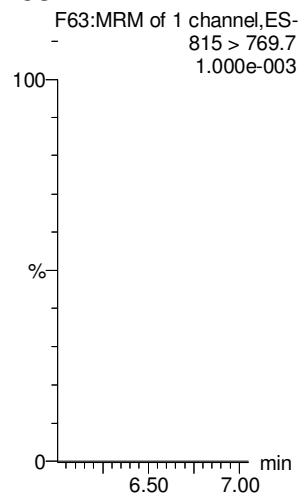
**d5-N-ETFOSE**



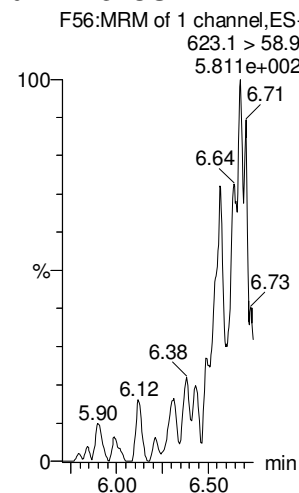
**13C2-PFHxDA**



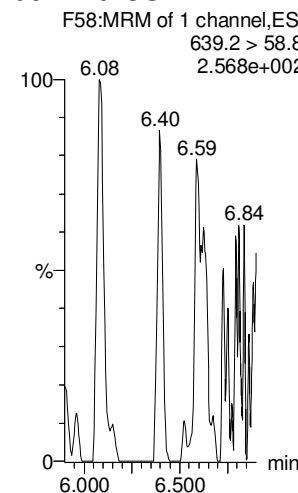
**13C2-PFHxDA**



**d7-N-MeFOSE**



**d9-N-EtFOSE**



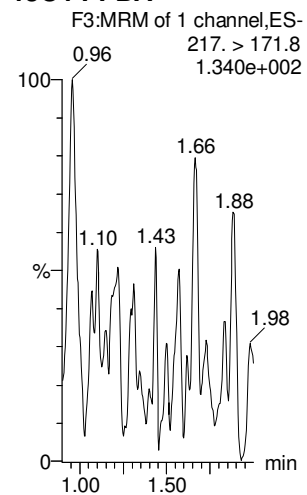
Dataset: Untitled

Last Altered: Thursday, March 01, 2018 14:33:03 Pacific Standard Time

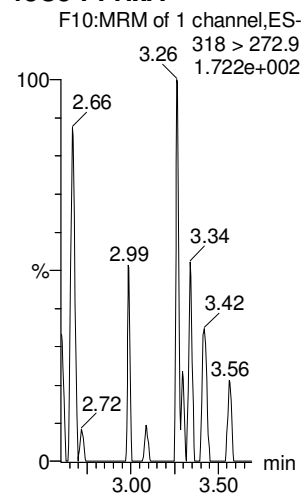
Printed: Thursday, March 01, 2018 14:33:08 Pacific Standard Time

Name: 180228M1\_12, Date: 28-Feb-2018, Time: 22:39:39, ID: IPA, Description: IPA

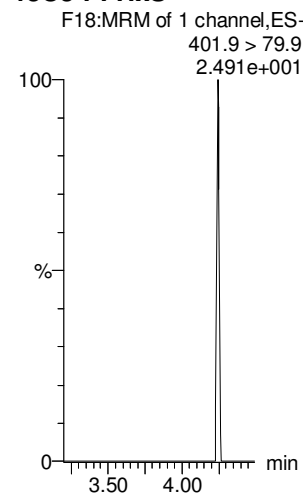
**13C4-PFBA**



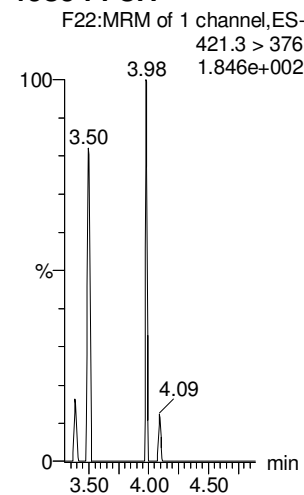
**13C5-PFHxA**



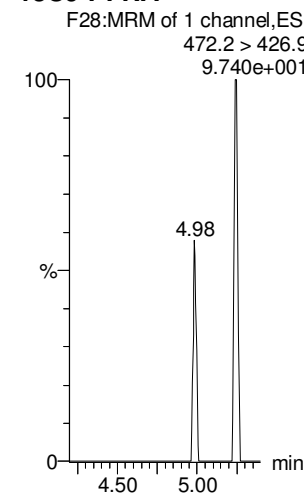
**13C3-PFHxS**



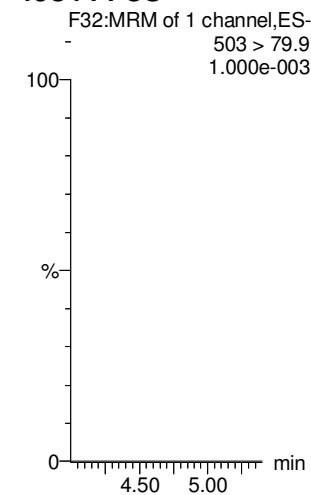
**13C8-PFOA**



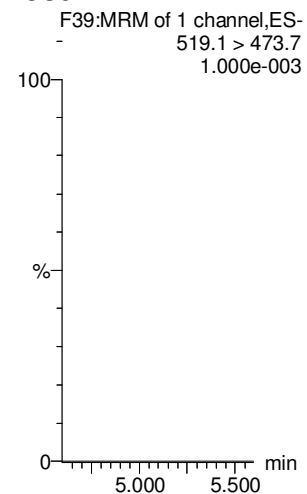
**13C9-PFNA**



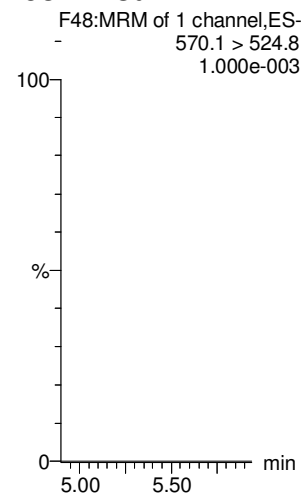
**13C4-PFOS**



**13C6-PFDA**



**13C7-PFUdA**



# LC Calibration Standards Review Checklist 04

Calibration ID:	LMH	ION Ratio	Concentration	C-Cals Name	Sign Date	Correct I-Cal	Manual Integrations	
<u>ST160228M1-11</u>	(LMH)	<del>NA</del>	<input checked="" type="checkbox"/> (A)	<input checked="" type="checkbox"/>	<input checked="" type="checkbox"/>	<input checked="" type="checkbox"/>	<input checked="" type="checkbox"/>	<input checked="" type="checkbox"/>
<u>-12</u>	(LMH)	<input type="checkbox"/>	<input checked="" type="checkbox"/> (B)	<input checked="" type="checkbox"/>	<input checked="" type="checkbox"/>	<input checked="" type="checkbox"/>	<input checked="" type="checkbox"/>	<input checked="" type="checkbox"/>
<u>-13</u>	(LMH) <sup>148F 3/2/18</sup>	<input type="checkbox"/>	<input checked="" type="checkbox"/> (C)	<input checked="" type="checkbox"/>	<input checked="" type="checkbox"/>	<input checked="" type="checkbox"/>	<input checked="" type="checkbox"/>	<input checked="" type="checkbox"/>
<u>-14</u>	(LMH)	<input type="checkbox"/>	<input checked="" type="checkbox"/> <sup>148F 3/2/18</sup>	<input checked="" type="checkbox"/>	<input checked="" type="checkbox"/>	<input checked="" type="checkbox"/>	<input checked="" type="checkbox"/>	<input checked="" type="checkbox"/>
<u>-15</u>	(LMH)	<input type="checkbox"/>	<input checked="" type="checkbox"/> (D)	<input checked="" type="checkbox"/>	<input checked="" type="checkbox"/>	<input checked="" type="checkbox"/>	<input checked="" type="checkbox"/>	<input checked="" type="checkbox"/>
<u>-16</u>	(LMH)	<input checked="" type="checkbox"/>	<input checked="" type="checkbox"/> (E)	<input checked="" type="checkbox"/>	<input checked="" type="checkbox"/>	<input checked="" type="checkbox"/>	<input checked="" type="checkbox"/>	<input checked="" type="checkbox"/>
<u>-17</u>	(LMH)	<del>NA</del>	<input checked="" type="checkbox"/> (F)	<input checked="" type="checkbox"/>	<input checked="" type="checkbox"/>	<input checked="" type="checkbox"/>	<input checked="" type="checkbox"/>	<input checked="" type="checkbox"/>
<u>-18</u>	(LMH)	<input checked="" type="checkbox"/>	<input checked="" type="checkbox"/>	<input checked="" type="checkbox"/>	<input checked="" type="checkbox"/>	<input checked="" type="checkbox"/>	<input checked="" type="checkbox"/>	<input checked="" type="checkbox"/>
_____	LMH	<input type="checkbox"/>	<input type="checkbox"/>	<input type="checkbox"/>	<input type="checkbox"/>	<input type="checkbox"/>	<input type="checkbox"/>	<input type="checkbox"/>
_____	LMH	<input type="checkbox"/>	<input type="checkbox"/>	<input type="checkbox"/>	<input type="checkbox"/>	<input type="checkbox"/>	<input type="checkbox"/>	<input type="checkbox"/>

Full Mass Cal. Date: 12/27/17

Run Log Present:

# of Samples per Sequence Checked:

Instrument Blank Saved

IIS Area Saved

Reviewed By: WBF 3/2/18  
Initials/Date

**Comments:**

(A) PFSA > 1307.

(B) PFNS > 1307. *run 3/2/18*

(C) PFDS, PFDS < 707. 707.

(D) PFDS > 1307.

(E) PFNS > 1307., PFDS < 707.

(F) PFNS > 1307.

Dataset: F:\Projects\PFAS.PRO\Results\180228M1\180228M1-32.qld

Last Altered: Friday, March 02, 2018 11:32:54 Pacific Standard Time

Printed: Friday, March 02, 2018 11:33:15 Pacific Standard Time

*(A) Above limit criteria.*

Method: F:\Projects\PFAS.PRO\MethDB\PFAS\_FULL\_80C\_022718.mdb 28 Feb 2018 13:19:45

Calibration: F:\Projects\PFAS.PRO\CurveDB\C18\_VAL-PFAS\_Q4\_02-28-18-FULL.cdb 01 Mar 2018 12:54:21

Name: 180228M1\_32, Date: 01-Mar-2018, Time: 02:29:08, ID: ST180228M1-11 PFC CS3 18B2317, Description: PFC CS3 18B2317

#	Name	Trace	Area	IS Area	RRF	Pred.RT	RT	y Axis Resp.	Conc.	%Rec	Recovery	Out
1	1 PFBA	213.0 > 168.8	7.60e3	7.58e3		1.46	1.46	12.5	10.8	107.5	NO	
2	2 PFPeA	263.1 > 218.9	1.09e4	1.30e4		2.31	2.43	10.5	11.0	110.2	NO	
3	3 PFBS	299.0 > 79.7	2.79e3	1.88e3		2.60	2.70	18.6	10.7	107.5	NO	
4	4 4:2 FTS	327.2>307.2	2.16e3	1.88e3		3.00	3.10	14.3	9.89	98.9	NO	
5	5 PFHxA	313.2 > 268.9	1.32e4	3.89e3		3.19	3.19	17.0	10.8	108.4	NO	
6	6 PFPeS	349.1>80.1	2.72e3	1.88e3		3.39	3.39	18.1	9.60	96.0	NO	
7	7 PFHpA	363.0 > 318.9	1.07e4	9.49e3		3.81	3.81	14.0	11.1	111.2	NO	
8	8 L-PFHxS	398.9 > 79.6	1.98e3	1.23e3		4.17	3.95	20.0	9.78	97.8	NO	
9	10 6:2 FTS	427.1 > 407	2.36e3	1.45e4		4.28	4.28	2.04	9.62	96.2	NO	
10	11 L-PFOA	413 > 368.7	1.37e4	1.45e4		4.40	4.33	11.8	12.3	122.6	NO	
11	13 PFHpS	449 > 80.0	3.12e3	1.45e4		4.44	4.44	2.69	12.1	120.8	NO	
12	14 PFNA	463.0 > 418.8	1.27e4	1.16e4		4.76	4.77	13.6	10.7	107.3	NO	
13	15 PFOSA	498.1 > 77.8	3.48e3	3.26e3		4.83	4.84	13.4	13.7	137.1	YES (A)	
14	16 L-PFOS	499 > 79.9	3.00e3	3.38e3		4.90	4.85	11.1	10.9	109.4	NO	
15	18 PFDA	513 > 468.8	1.53e4	1.24e4		5.14	5.15	15.5	10.6	105.6	NO	
16	19 8:2 FTS	527 > 506.9	3.49e3	1.45e4		5.12	5.12	3.02	11.0	110.2	NO	
17	20 PFNS	549.1>80.1	2.74e3	3.38e3		5.08	5.21	10.1	12.6	125.9	NO	
18	21 N-MeFOSAA	570.1 > 419	7.57e3	6.12e3		5.29	5.30	15.5	11.5	115.3	NO	
19	22 N-EtFOSAA	584.2 > 419	4.84e3	6.19e3		5.45	5.46	9.76	10.4	103.8	NO	
20	23 PFUdA	563.0 > 518.9	1.29e4	1.60e4		5.46	5.47	10.1	10.1	100.8	NO	
21	24 PFDS	598.8 > 80	3.26e3	1.60e4		5.51	5.52	2.54	10.6	106.5	NO	
22	25 PFDaA	612.9 > 569.0	1.60e4	1.34e4		5.74	5.75	14.8	11.8	118.3	NO	
23	26 N-MeFOSA	512.1 > 168.9	8.19e3	2.21e4		5.84	5.96	55.5	58.5	116.9	NO	
24	27 PFTrDA	662.9 > 618.9	1.48e4	1.34e4		5.98	6.00	13.8	9.44	94.4	NO	
25	28 PFTeDA	712.9 > 668.8	1.01e4	4.51e3		6.20	6.22	27.9	11.7	116.8	NO	
26	29 N-EtFOSA	526.1 > 168.9	1.04e4	3.47e4		6.22	6.37	44.9	48.6	97.2	NO	
27	30 PFHxDA	813.1 > 768.6	5.34e3	4.49e3		6.51	6.56	5.95	9.45	94.5	NO	
28	31 PFODA	913.1 > 868.8	5.83e3	4.49e3		6.74	6.79	6.50	9.65	96.5	NO	
29	32 N-MeFOSE	616.1 > 58.9	1.05e4	2.95e4		6.31	6.50	53.5	50.8	101.6	NO	
30	33 N-EtFOSE	630.1 > 58.9	1.20e4	2.43e4		6.45	6.64	74.0	61.4	122.8	NO	
31	34 13C3-PFBA	216.1 > 171.8	7.58e3	9.27e3	0.869	1.46	1.46	10.2	11.8	94.1	NO	

*am  
3/2/18*

Dataset: F:\Projects\PFAS.PRO\Results\180228M1\180228M1-32.qld

Last Altered: Friday, March 02, 2018 11:32:54 Pacific Standard Time

Printed: Friday, March 02, 2018 11:33:15 Pacific Standard Time

Name: 180228M1\_32, Date: 01-Mar-2018, Time: 02:29:08, ID: ST180228M1-11 PFC CS3 18B2317, Description: PFC CS3 18B2317

	# Name	Trace	Area	IS Area	RRF	Pred.RT	RT	y Axis Resp.	Conc.	%Rec	Recovery Out
32	35 13C3-PFPeA	266. > 221.8	1.30e4	1.35e4	0.978	2.42	2.43	12.0	12.3	98.6	NO
33	36 13C3-PFBS	302. > 98.8	1.88e3	1.35e4	0.123	2.69	2.70	1.74	14.1	112.8	NO
34	37 13C2-PFHxA	315 > 269.8	3.89e3	1.35e4	0.712	3.19	3.19	3.60	5.06	101.1	NO
35	38 13C4-PFHpA	367.2 > 321.8	9.49e3	1.35e4	0.678	3.81	3.81	8.79	13.0	103.7	NO
36	39 18O2-PFHxS	403.0 > 102.6	1.23e3	3.26e3	0.392	3.96	3.96	4.74	12.1	96.5	NO
37	40 13C2-PFOA	414.9 > 369.7	1.45e4	1.32e4	1.308	4.33	4.33	13.8	10.5	84.1	NO
38	41 13C5-PFNA	468.2 > 422.9	1.16e4	1.16e4	0.976	4.76	4.77	12.6	12.9	103.1	NO
39	42 13C8-PFOSA	506.1 > 77.7	3.26e3	1.50e4	0.254	4.83	4.84	2.71	10.7	85.3	NO
40	43 13C8-PFOS	507.0 > 79.9	3.38e3	3.85e3	1.040	4.84	4.85	11.0	10.6	84.5	NO
41	44 13C2-PFDA	515.1 > 469.9	1.24e4	1.42e4	0.967	5.14	5.15	10.8	11.2	89.7	NO
42	45 d3-N-MeFOSAA	573.3 > 419	6.12e3	1.50e4	0.381	5.29	5.29	5.09	13.4	106.8	NO
43	46 d5-N-EtFOSAA	589.3 > 419	6.19e3	1.50e4	0.399	5.45	5.45	5.15	12.9	103.4	NO
44	47 13C2-PFUdA	565 > 519.8	1.60e4	1.50e4	0.985	5.46	5.47	13.3	13.5	108.4	NO
45	48 13C2-PFDoA	615.0 > 569.7	1.34e4	1.50e4	0.813	5.74	5.76	11.2	13.8	110.1	NO
46	49 d3-N-MeFOSA	515.2 > 168.9	2.21e4	1.50e4	0.124	5.84	5.98	18.4	148	98.7	NO
47	50 13C2-PFTeDA	714.8 > 669.6	4.51e3	1.50e4	0.379	6.20	6.23	3.75	9.91	79.3	NO
48	51 d5-N-ETFOSA	531.1 > 168.9	3.47e4	1.50e4	0.189	6.22	6.38	28.9	152	101.6	NO
49	52 13C2-PFHxDA	815 > 769.7	4.49e3	1.50e4	0.703	6.51	6.56	3.73	5.31	106.3	NO
50	53 d7-N-MeFOSE	623.1 > 58.9	2.95e4	1.50e4	0.157	6.31	6.49	24.5	156	103.9	NO
51	54 d9-N-EtFOSE	639.2 > 58.8	2.43e4	1.50e4	0.146	6.45	6.63	20.3	138	92.2	NO
52	55 13C4-PFBA	217. > 171.8	9.27e3	9.27e3	1.000	1.46	1.46	12.5	12.5	100.0	NO
53	56 13C5-PFHxA	318 > 272.9	1.35e4	1.35e4	1.000	3.19	3.19	12.5	12.5	100.0	NO
54	57 13C3-PFHxS	401.9 > 79.9	3.26e3	3.26e3	1.000	3.96	3.95	12.5	12.5	100.0	NO
55	58 13C8-PFOA	421.3 > 376	1.32e4	1.32e4	1.000	4.33	4.33	12.5	12.5	100.0	NO
56	59 13C9-PFNA	472.2 > 426.9	1.16e4	1.16e4	1.000	4.70	4.77	12.5	12.5	100.0	NO
57	60 13C4-PFOS	503 > 79.9	3.85e3	3.85e3	1.000	4.84	4.85	12.5	12.5	100.0	NO
58	61 13C6-PFDA	519.1 > 473.7	1.42e4	1.42e4	1.000	5.14	5.15	12.5	12.5	100.0	NO
59	62 13C7-PFUdA	570.1 > 524.8	1.50e4	1.50e4	1.000	5.46	5.47	12.5	12.5	100.0	NO

Vista Analytical Laboratory

Dataset: Untitled

Last Altered: Friday, March 02, 2018 10:21:07 Pacific Standard Time

Printed: Friday, March 02, 2018 10:32:30 Pacific Standard Time

Method: F:\Projects\PFAS.PRO\MethDB\PFAS\_FULL\_80C\_022718.mdb 28 Feb 2018 13:19:45

Calibration: F:\Projects\PFAS.PRO\CurveDB\C18\_VAL-PFAS\_Q4\_02-28-18-FULL.cdb 01 Mar 2018 12:54:21

Compound name: PFBA

	Name	ID	Acq.Date	Acq.Time
1	180228M1_1	IPA	28-Feb-18	20:33:26
2	180228M1_2	ST180228M1-1 PFC CS-2 18B2312	28-Feb-18	20:44:50
3	180228M1_3	ST180228M1-2 PFC CS-1 18B2313	28-Feb-18	20:56:17
4	180228M1_4	ST180228M1-3 PFC CS0 18B2314	28-Feb-18	21:07:44
5	180228M1_5	ST180228M1-4 PFC CS1 18B2315	28-Feb-18	21:19:13
6	180228M1_6	ST180228M1-5 PFC CS2 18B2316	28-Feb-18	21:30:43
7	180228M1_7	ST180228M1-6 PFC CS3 18B2317	28-Feb-18	21:42:12
8	180228M1_8	ST180228M1-7 PFC CS4 18B2318	28-Feb-18	21:53:43
9	180228M1_9	ST180228M1-8 PFC CS5 18B2319	28-Feb-18	22:05:09
10	180228M1_10	ST180228M1-9 PFC CS6 18B2320	28-Feb-18	22:16:39
11	180228M1_11	ST180228M1-10 PFC CS7 18B2321	28-Feb-18	22:28:09
12	180228M1_12	IPA	28-Feb-18	22:39:39
13	180228M1_13	ICV180228M1-1 PFC ICV 18B2311	28-Feb-18	22:51:06
14	180228M1_14	IPA	28-Feb-18	23:02:32
15	180228M1_15	1800170-04@10X C1 Comp 0.02028	28-Feb-18	23:13:59
16	180228M1_16	1800342-14@10X WI-AF-MW-201-0218 0.11911	28-Feb-18	23:25:29
17	180228M1_17	1800342-18@5x WI-AF-N2-6C-0218 0.11624	28-Feb-18	23:36:59
18	180228M1_18	1800333-03 REEPDW188 0.12197	28-Feb-18	23:48:28
19	180228M1_19	B8B0129-BS1 OPR 0.125	28-Feb-18	23:59:58
20	180228M1_20	B8B0129-BLK1 Method Blank 0.125	01-Mar-18	00:11:28
21	180228M1_21	B8B0129-MS1 Matrix Spike 0.11962	01-Mar-18	00:22:55
22	180228M1_22	B8B0129-MSD1 Matrix Spike Dup 0.12145	01-Mar-18	00:34:21
23	180228M1_23	1800332-01 OF-RW42B-MID01-0218 0.11601	01-Mar-18	00:45:48
24	180228M1_24	1800332-02 OF-RW42B-EFF01-0218 0.1211	01-Mar-18	00:57:15
25	180228M1_25	1800332-03 OF-RW42B-FB01-0218 0.12204	01-Mar-18	01:08:45
26	180228M1_26	1800332-04 OF-RW42C-INF01-0218 0.1208	01-Mar-18	01:20:14
27	180228M1_27	1800332-05 OF-RW42C-MID01-0218 0.12063	01-Mar-18	01:31:43
28	180228M1_28	1800332-06 OF-RW42C-EFF01-0218 0.11886	01-Mar-18	01:43:12
29	180228M1_29	1800332-07 OF-RW42C-FB01-0218 0.11859	01-Mar-18	01:54:42
30	180228M1_30	1800332-08 OF-INF01-WT-021418 0.11784	01-Mar-18	02:06:11
31	180228M1_31	IPA	01-Mar-18	02:17:42

Dataset: Untitled

Last Altered: Friday, March 02, 2018 10:21:07 Pacific Standard Time

Printed: Friday, March 02, 2018 10:32:30 Pacific Standard Time

Compound name: PFBA

	Name	ID	Acq.Date	Acq.Time
32	180228M1_32	ST180228M1-11 PFC CS3 18B2317	01-Mar-18	02:29:08
33	180228M1_33	IPA	01-Mar-18	02:40:38
34	180228M1_34	1800332-09 OF-MID01-WT-021418 0.11976	01-Mar-18	02:52:08
35	180228M1_35	1800332-10 OF-FB01-WT-021418 0.12199	01-Mar-18	03:03:35
36	180228M1_36	1800332-11 OF-EFF01-WT-021418 0.12052	01-Mar-18	03:15:04
37	180228M1_37	1800332-12 OF-EFF01P-WT-021418 0.12067	01-Mar-18	03:26:31
38	180228M1_38	1800337-01 REEPDW189 0.12105	01-Mar-18	03:38:01
39	180228M1_39	1800338-01 REEPDW189FRB 0.12225	01-Mar-18	03:49:31
40	180228M1_40	1800339-01 WI-A06-MW-06-0218 0.11846	01-Mar-18	04:00:57
41	180228M1_41	1800339-02 WI-A06-FB01-021618 0.12165	01-Mar-18	04:12:27
42	180228M1_42	1800339-03 WI-A06-EB01-021618 0.12121	01-Mar-18	04:23:56
43	180228M1_43	1800339-04 WI-A06-S-01-0218 0.12143	01-Mar-18	04:35:23
44	180228M1_44	1800339-05 WI-A06-S-01P-0218 0.12184	01-Mar-18	04:46:52
45	180228M1_45	1800339-06 WI-A06-FB01-021918 0.12222	01-Mar-18	04:58:21
46	180228M1_46	B8B0121-BS1 OPR 0.125	01-Mar-18	05:09:51
47	180228M1_47	B8B0121-BSD1 LCSD 0.125	01-Mar-18	05:21:21
48	180228M1_48	B8B0121-BLK1 Method Blank 0.125	01-Mar-18	05:32:51
49	180228M1_49	1800327-01 OF-RW42A-0218 0.10903	01-Mar-18	05:44:18
50	180228M1_50	1800327-02 OF-FB42C-0218 0.11801	01-Mar-18	05:55:45
51	180228M1_51	1800327-03 OF-FB42A-0218 0.11946	01-Mar-18	06:07:12
52	180228M1_52	1800327-04 OF-RW42B-0218 0.10944	01-Mar-18	06:18:38
53	180228M1_53	1800327-05 OF-FB42B-0218 0.11557	01-Mar-18	06:30:07
54	180228M1_54	1800327-06 OF-RW44-0218 0.11833	01-Mar-18	06:41:38
55	180228M1_55	IPA	01-Mar-18	06:53:05
56	180228M1_56	ST180228M1-12 PFC CS3 18B2317	01-Mar-18	07:04:32
57	180228M1_57	IPA	01-Mar-18	07:15:59
58	180228M1_58	1800327-07 OF-FB44-0218 0.12118	01-Mar-18	07:27:25
59	180228M1_59	1800327-08 OF-RW59-0218 0.1103	01-Mar-18	07:38:55
60	180228M1_60	1800327-09 OF-FB59-0218 0.11633	01-Mar-18	07:50:24
61	180228M1_61	1800327-10 OF-RW03-0218 0.11147	01-Mar-18	08:01:54
62	180228M1_62	1800327-11 OF-FB03-0218 0.11762	01-Mar-18	08:13:20
63	180228M1_63	1800327-12 OF-RW37-0218 0.11621	01-Mar-18	08:24:51
64	180228M1_64	1800327-13 OF-FB37-0218 0.1165	01-Mar-18	08:36:21
65	180228M1_65	IPA	01-Mar-18	08:47:50

Vista Analytical Laboratory

Dataset: Untitled

Last Altered: Friday, March 02, 2018 10:21:07 Pacific Standard Time

Printed: Friday, March 02, 2018 10:32:30 Pacific Standard Time

Compound name: PFBA

	Name	ID	Acq.Date	Acq.Time
66	180228M1_66	ST180228M1-13 PFC CS0 18B2314	01-Mar-18	08:59:19
67	180228M1_67	IPA	01-Mar-18	09:10:46
68	180228M1_68	B8B0131-BS1 OPR 0.125	01-Mar-18	09:22:16
69	180228M1_69	B8B0131-BLK1 Method Blank 0.125	01-Mar-18	09:33:45
70	180228M1_70	B8B0131-MS1 Matrix Spike 0.12126	01-Mar-18	09:45:15
71	180228M1_71	B8B0131-MSD1 Matrix Spike Dup 0.11914	01-Mar-18	09:56:44
72	180228M1_72	1800329-01 OF-RW59-INF01-0218 0.11462	01-Mar-18	10:08:14
73	180228M1_73	1800329-02 OF-RW59-INF01P-0218 0.11789	01-Mar-18	10:19:43
74	180228M1_74	1800329-03 OF-RW59-MID01-0218 0.11984	01-Mar-18	10:31:12
75	180228M1_75	1800329-04 OF-RW59-EFF01-0218 0.1216	01-Mar-18	10:42:42
76	180228M1_76	1800329-05 OF-RW59-FB01-0218 0.11314	01-Mar-18	10:54:09
77	180228M1_77	1800329-06 OF-RW08-INF01-0218 0.12179	01-Mar-18	11:05:38
78	180228M1_78	1800329-07 OF-RW08-MID01-0218 0.10892	01-Mar-18	11:17:08
79	180228M1_79	1800329-08 OF-RW08-EFF01-0218 0.12262	01-Mar-18	11:28:37
80	180228M1_80	1800329-09 OF-RW08-FB01-0218 0.12173	01-Mar-18	11:40:04
81	180228M1_81	1800329-10 OF-RW63-INF01-0218 0.11237	01-Mar-18	11:51:33
82	180228M1_82	1800329-11 OF-RW63-MID01-0218 0.11515	01-Mar-18	12:03:02
83	180228M1_83	1800329-12 OF-RW63-EFF01-0218 0.12129	01-Mar-18	12:14:29
84	180228M1_84	1800329-13 OF-RW63-FB01-0218 0.12066	01-Mar-18	12:25:56
85	180228M1_85	IPA	01-Mar-18	12:37:23
86	180228M1_86	ST180228M1-14 PFC CS3 18B2317	01-Mar-18	12:48:50
87	180228M1_87	IPA	01-Mar-18	13:00:20
88	180228M1_88	1800329-14 OF-RW44-INF01-0218 0.11484	01-Mar-18	13:11:49
89	180228M1_89	1800329-15 OF-RW44-MID01-0218 0.12094	01-Mar-18	13:23:18
90	180228M1_90	1800329-16 OF-RW44-EFF01-0218 0.11743	01-Mar-18	13:34:48
91	180228M1_91	1800329-17 OF-RW44-FB01-0218 0.12155	01-Mar-18	13:46:17
92	180228M1_92	1800329-18 OF-RW42B-INF01-0218 0.11569	01-Mar-18	13:57:47
93	180228M1_93	B8B0122-BS1 OPR 0.125	01-Mar-18	14:09:16
94	180228M1_94	B8B0122-BSD1 LCSD 0.125	01-Mar-18	14:20:46
95	180228M1_95	B8B0122-BLK1 Method Blank 0.125	01-Mar-18	14:32:16
96	180228M1_96	1800323-01 OF-RW83-0218 0.11418	01-Mar-18	14:43:45
97	180228M1_97	1800323-02 OF-FB83-0218 0.11591	01-Mar-18	14:55:15
98	180228M1_98	1800323-03 OF-RW38-0218 0.11407	01-Mar-18	15:06:44
99	180228M1_99	1800323-04 OF-FB38-0218 0.11688	01-Mar-18	15:18:14



Vista Analytical Laboratory

Dataset: Untitled

Last Altered: Friday, March 02, 2018 10:21:07 Pacific Standard Time

Printed: Friday, March 02, 2018 10:32:30 Pacific Standard Time

## Compound name: PFBA

	Name	ID	Acq.Date	Acq.Time
100	180228M1_100	1800323-05 OF-RW43-0218 0.1084	01-Mar-18	15:29:43
101	180228M1_101	1800323-06 OF-FB43-0218 0.10942	01-Mar-18	15:41:13
102	180228M1_102	1800323-07 OF-RW08-0218 0.11646	01-Mar-18	15:52:43
103	180228M1_103	1800323-08 OF-FB08-0218 0.11707	01-Mar-18	16:04:11
104	180228M1_104	1800323-09 OF-RW16-0218 0.11565	01-Mar-18	16:15:38
105	180228M1_105	1800323-10 OF-FB16-0218 0.11729	01-Mar-18	16:27:08
106	180228M1_106	1800324-01 OF-RW63-0218 0.11462	01-Mar-18	16:38:35
107	180228M1_107	1800324-02 OF-FB63-0218 0.11622	01-Mar-18	16:50:02
108	180228M1_108	IPA	01-Mar-18	17:01:29
109	180228M1_109	ST180228M1-15 PFC CS3 18B2317	01-Mar-18	17:12:55
110	180228M1_110	IPA	01-Mar-18	17:24:22
111	180228M1_111	1800324-03 OF-RW23-0218 0.11311	01-Mar-18	17:35:51
112	180228M1_112	1800324-04 OF-FB23-0218 0.11692	01-Mar-18	17:47:22
113	180228M1_113	1800324-05 OF-RW28-0218 0.11227	01-Mar-18	17:58:51
114	180228M1_114	1800324-06 OF-FB28-0218 0.11581	01-Mar-18	18:10:21
115	180228M1_115	1800324-07 OF-RW60-0218 0.11223	01-Mar-18	18:21:50
116	180228M1_116	1800324-08 OF-RW60P-0218 0.11541	01-Mar-18	18:33:20
117	180228M1_117	1800324-09 OF-FB60-0218 0.11817	01-Mar-18	18:44:47
118	180228M1_118	1800324-10 OF-RW42C-0218 0.11358	01-Mar-18	18:56:13
119	180228M1_119	B8B0068-BS1 OPR 0.25	01-Mar-18	19:07:40
120	180228M1_120	B8B0068-BLK1 Method Blank 0.25	01-Mar-18	19:19:07
121	180228M1_121	1800272-01 MtBE_7256 0.26427	01-Mar-18	19:30:37
122	180228M1_122	1800286-01 GW2125180205RAP 0.25961	01-Mar-18	19:42:07
123	180228M1_123	1800286-02 GW3135180206RAP 0.25631	01-Mar-18	19:53:34
124	180228M1_124	1800286-03 GW4044180206RAP 0.25699	01-Mar-18	20:05:04
125	180228M1_125	1800286-04 GW5054180206RAP 0.26906	01-Mar-18	20:16:31
126	180228M1_126	1800286-05 GW5963180207RAP 0.26219	01-Mar-18	20:28:00
127	180228M1_127	IPA	01-Mar-18	20:39:27
128	180228M1_128	ST180228M1-16 PFC CS0 18B2314	01-Mar-18	20:50:57
129	180228M1_129	IPA	01-Mar-18	21:02:24
130	180228M1_130	1800286-06 GW2024180207RAP 0.25995	01-Mar-18	21:13:51
131	180228M1_131	1800286-07 GW3034180207RAP 0.25817	01-Mar-18	21:25:17
132	180228M1_132	1800286-08 GW4145180207RAP 0.26371	01-Mar-18	21:36:44
133	180228M1_133	1800286-09 GW5054180208RAP 0.26011	01-Mar-18	21:48:14

Dataset: Untitled

Last Altered: Friday, March 02, 2018 10:21:07 Pacific Standard Time  
Printed: Friday, March 02, 2018 10:32:30 Pacific Standard Time

Compound name: PFBA

	Name	ID	Acq Date	Acq Time
134	180228M1_134	1800293-01 HS DW WELL 1-TAP 0.26085	01-Mar-18	21:59:41
135	180228M1_135	1800293-02 FB1802071025AB 0.26261	01-Mar-18	22:11:08
136	180228M1_136	1800293-03 HS DW WELL 2-TAP 0.25552	01-Mar-18	22:22:37
137	180228M1_137	1800293-04 HS DW WELL 12-TAP 0.26089	01-Mar-18	22:34:07
138	180228M1_138	1800293-05 HS DW WELL 12-TAP-DUP 0.25274	01-Mar-18	22:45:36
139	180228M1_139	1800293-06 HS BUS Garage Well-TAP 0.25645	01-Mar-18	22:57:03
140	180228M1_140	1800293-07 HS Maint. Barn Well-TAP 0.25599	01-Mar-18	23:08:32
141	180228M1_141	IPA	01-Mar-18	23:20:02
142	180228M1_142	ST180228M1-17 PFC CS3 18B2317	01-Mar-18	23:31:32
143	180228M1_143	IPA	01-Mar-18	23:43:01
144	180228M1_144	1800293-08 Elementary School Well-TAP 0.261...	01-Mar-18	23:54:27
145	180228M1_145	IPA	02-Mar-18	00:05:57
146	180228M1_146	ST180228M1-18 PFC CS3 18B2317	02-Mar-18	00:17:27
147	180228M1_147	IPA	02-Mar-18	00:28:56

Dataset: F:\Projects\PFAS.PRO\Results\180228M1\180228M1-32.qld

Last Altered: Friday, March 02, 2018 11:32:54 Pacific Standard Time

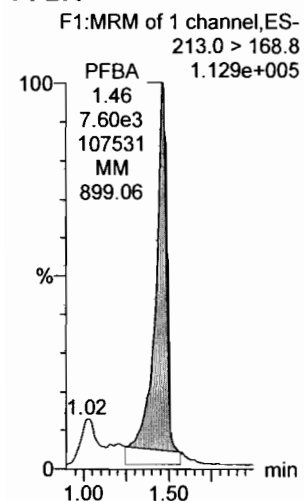
Printed: Friday, March 02, 2018 11:33:15 Pacific Standard Time

Method: F:\Projects\PFAS.PRO\MethDB\PFAS\_FULL\_80C\_022718.mdb 28 Feb 2018 13:19:45

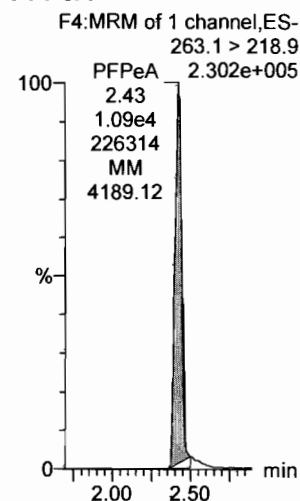
Calibration: F:\Projects\PFAS.PRO\CurveDB\C18\_VAL-PFAS\_Q4\_02-28-18-FULL.cdb 01 Mar 2018 12:54:21

Name: 180228M1\_32, Date: 01-Mar-2018, Time: 02:29:08, ID: ST180228M1-11 PFC CS3 18B2317, Description: PFC CS3 18B2317

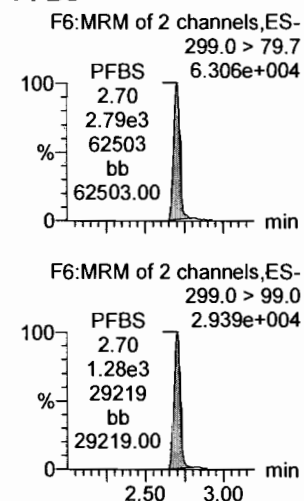
**PFBA**



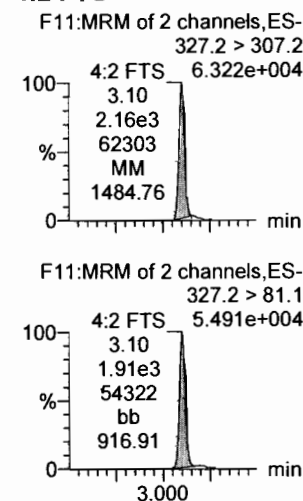
**PFPeA**



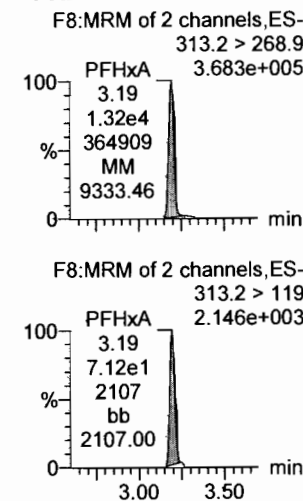
**PFBS**



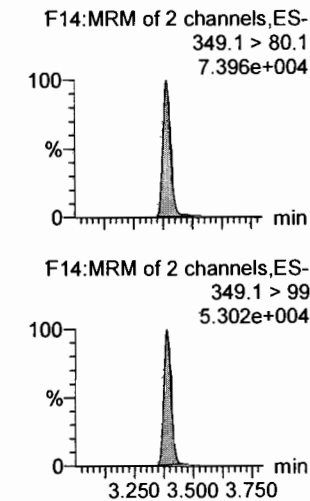
**4:2 FTS**



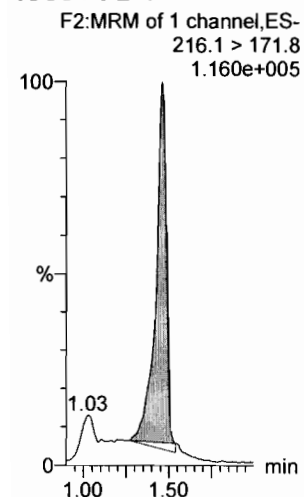
**PFHxA**



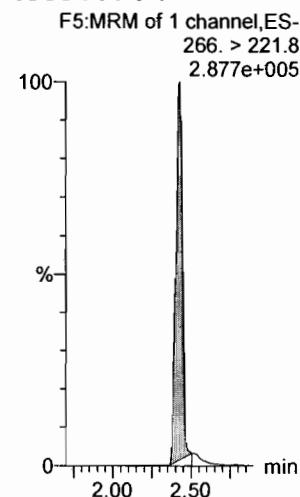
**PFPeS**



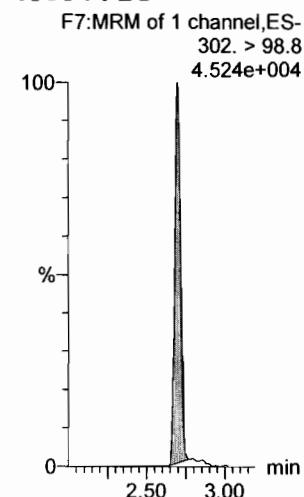
**13C3-PFBA**



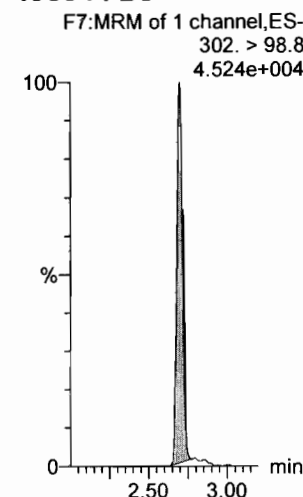
**13C3-PFPeA**



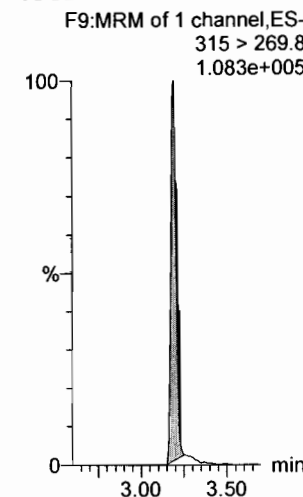
**13C3-PFBS**



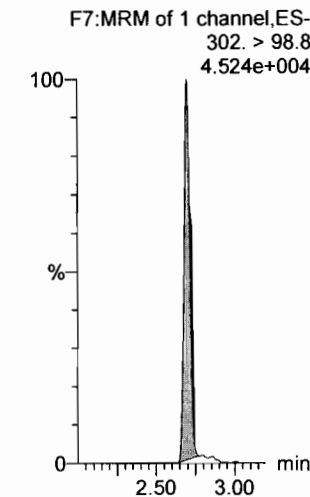
**13C3-PFBS**



**13C2-PFHxA**



**13C3-PFBS**



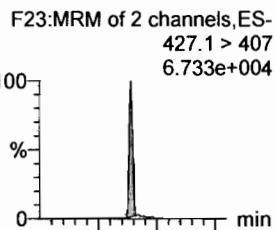
Dataset: F:\Projects\PFAS.PRO\Results\180228M1\180228M1-32.qld

Last Altered: Friday, March 02, 2018 11:32:54 Pacific Standard Time

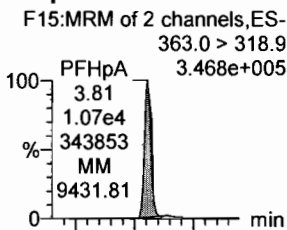
Printed: Friday, March 02, 2018 11:33:15 Pacific Standard Time

Name: 180228M1\_32, Date: 01-Mar-2018, Time: 02:29:08, ID: ST180228M1-11 PFC CS3 18B2317, Description: PFC CS3 18B2317

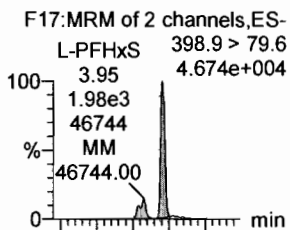
**6:2 FTS**



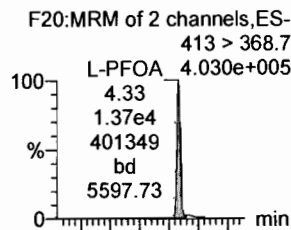
**PFHpA**



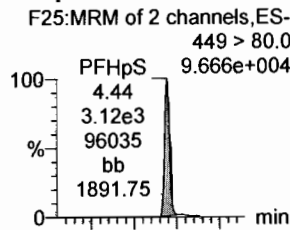
**L-PFHxS**



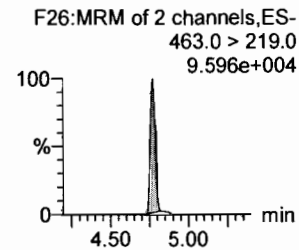
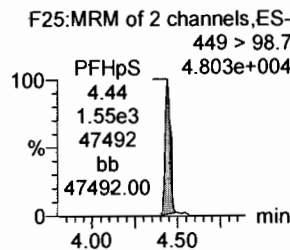
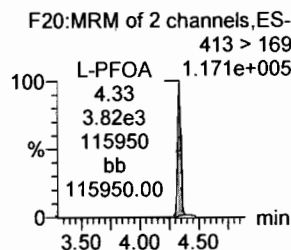
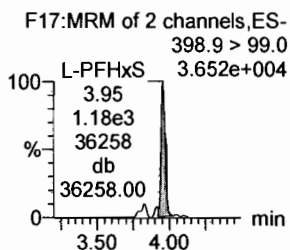
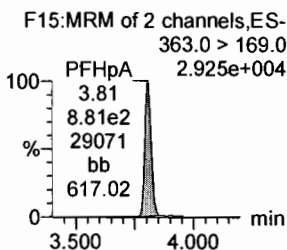
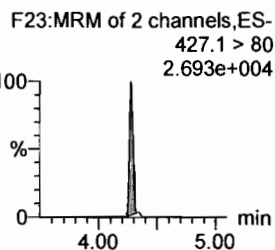
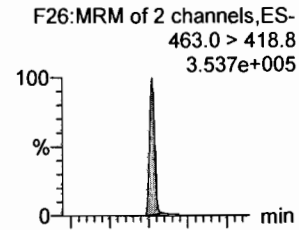
**L-PFOA**




**PFHpS**



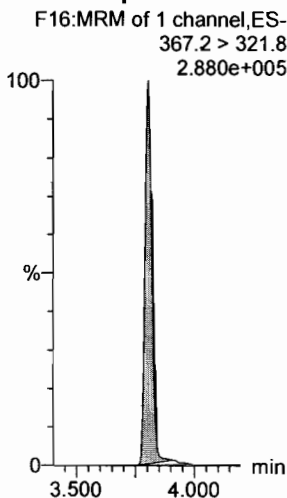
**PFNA**



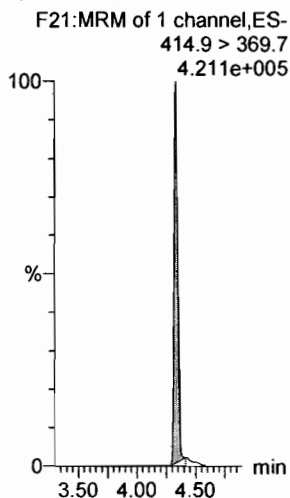
**1802-PFHxS**



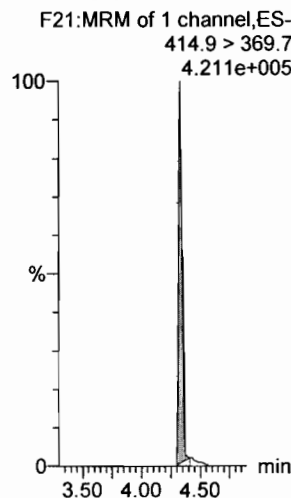
**13C4-PFHpA**



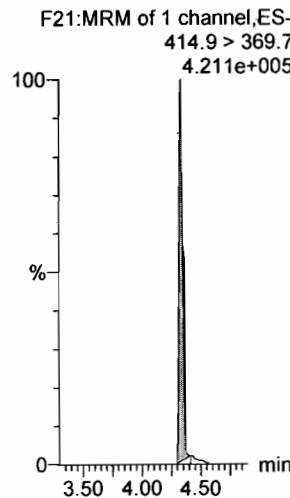
**13C2-PFOA**



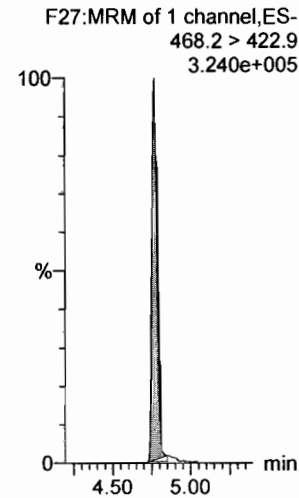
**13C2-PFOA**



**13C2-PFOA**



**13C5-PFNA**



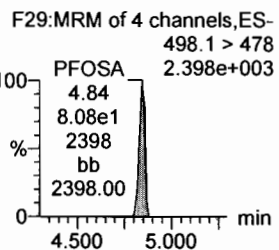
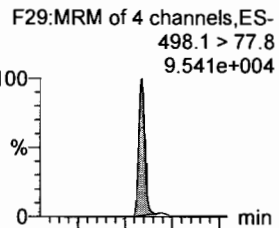
Dataset: F:\Projects\PFAS.PRO\Results\180228M1\180228M1-32.qld

Last Altered: Friday, March 02, 2018 11:32:54 Pacific Standard Time

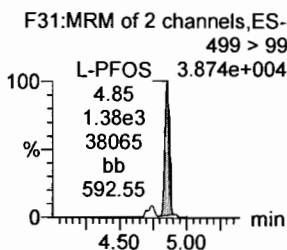
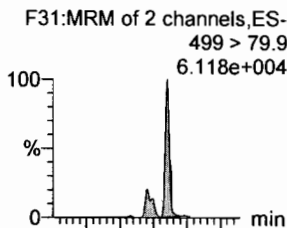
Printed: Friday, March 02, 2018 11:33:15 Pacific Standard Time

Name: 180228M1\_32, Date: 01-Mar-2018, Time: 02:29:08, ID: ST180228M1-11 PFC CS3 18B2317, Description: PFC CS3 18B2317

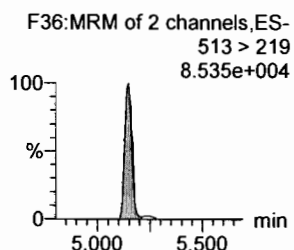
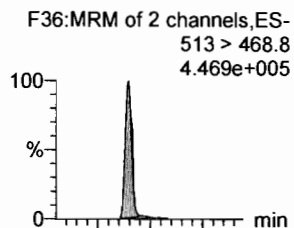
**PFOSA**



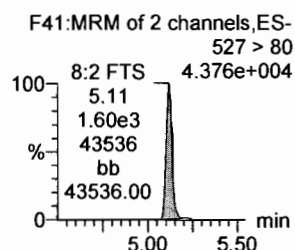
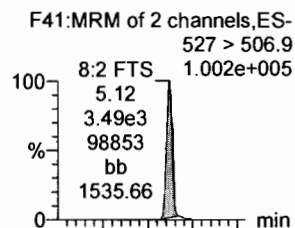
**L-PFOS**



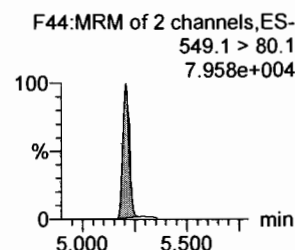
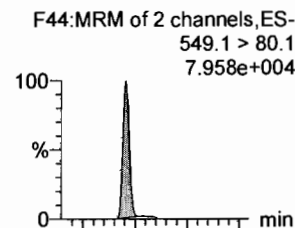
**PFDA**



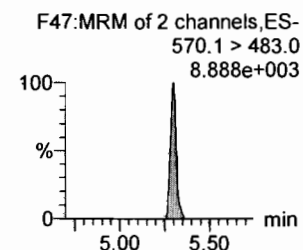
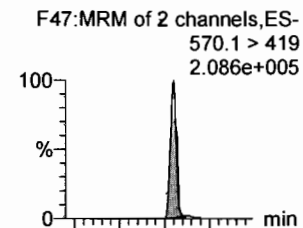
**8:2 FTS**



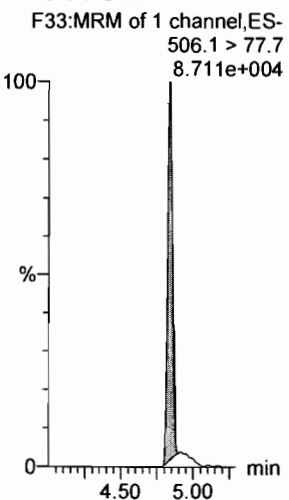
**PFNS**



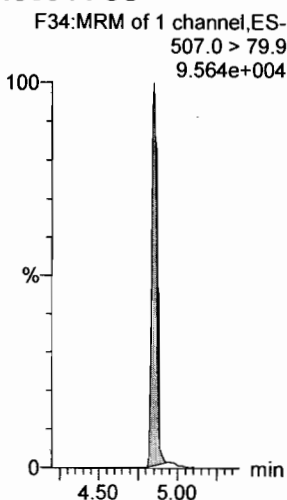
**N-MeFOSAA**



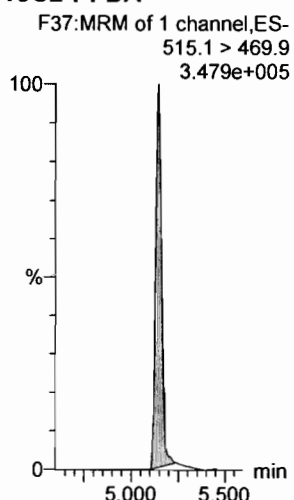
**13C8-PFOSA**




**13C8-PFOS**



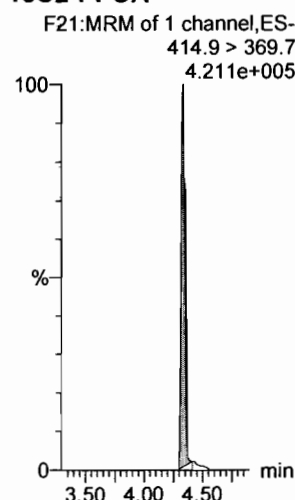
**13C2-PFDA**



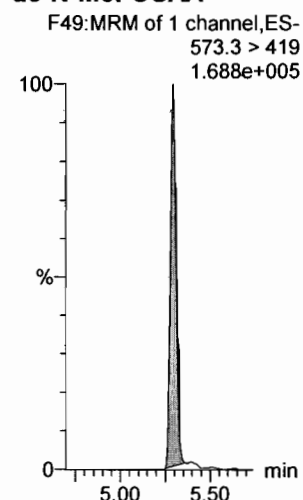
**13C2-PFOA**



**13C2-PFOA**



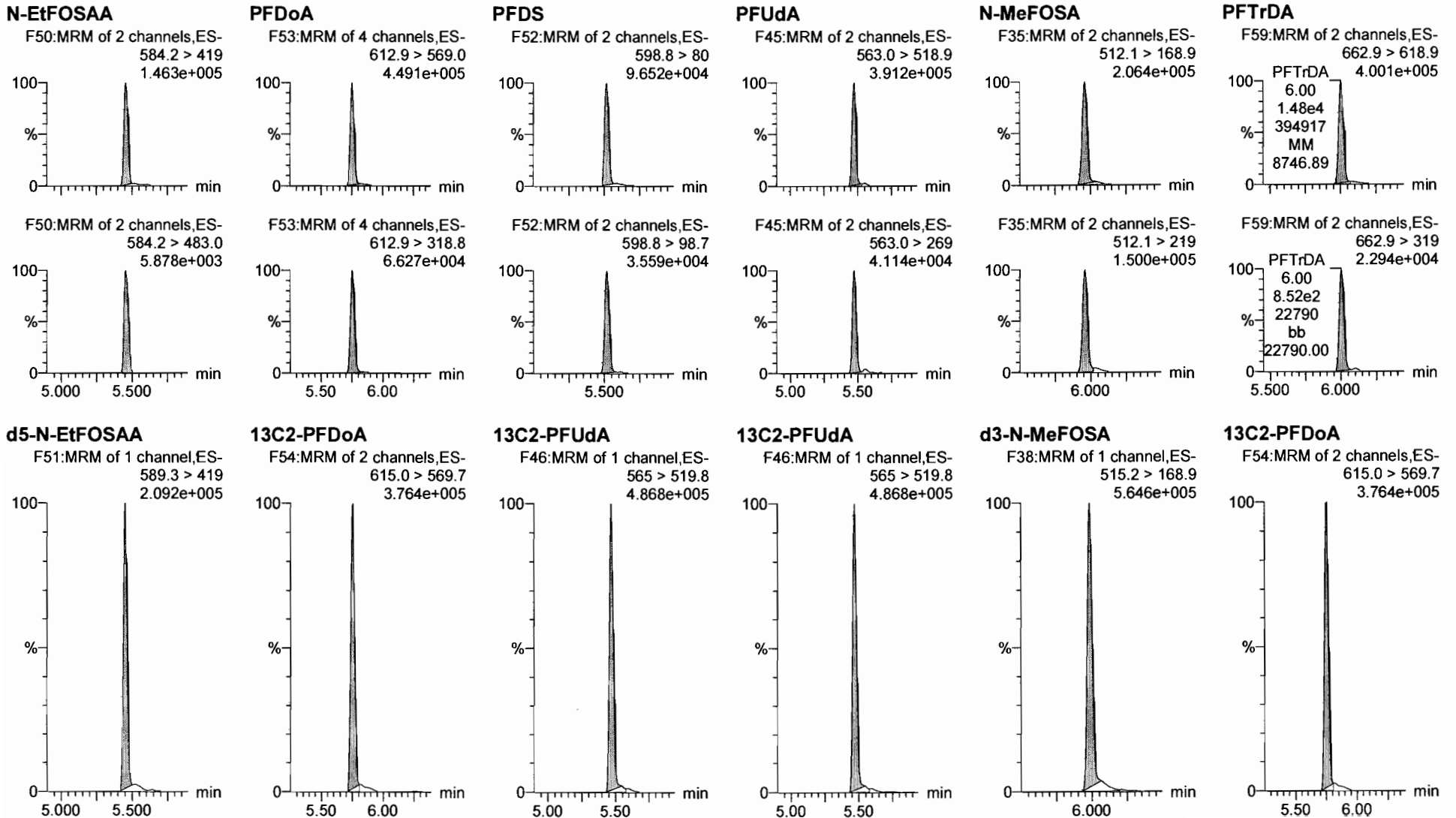
**d3-N-MeFOSAA**



Dataset: F:\Projects\PFAS.PRO\Results\180228M1\180228M1-32.qld

Last Altered: Friday, March 02, 2018 11:32:54 Pacific Standard Time  
Printed: Friday, March 02, 2018 11:33:15 Pacific Standard Time

Name: 180228M1\_32, Date: 01-Mar-2018, Time: 02:29:08, ID: ST180228M1-11 PFC CS3 18B2317, Description: PFC CS3 18B2317



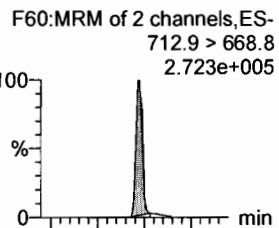
Dataset: F:\Projects\PFAS.PRO\Results\180228M1\180228M1-32.qld

Last Altered: Friday, March 02, 2018 11:32:54 Pacific Standard Time

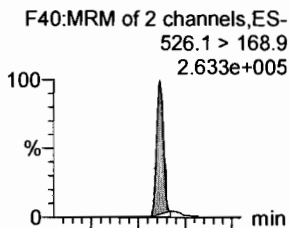
Printed: Friday, March 02, 2018 11:33:15 Pacific Standard Time

Name: 180228M1\_32, Date: 01-Mar-2018, Time: 02:29:08, ID: ST180228M1-11 PFC CS3 18B2317, Description: PFC CS3 18B2317

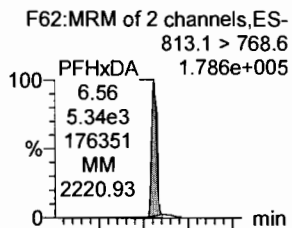
**PFTeDA**




**N-EtFOSA**




**PFHxDA**



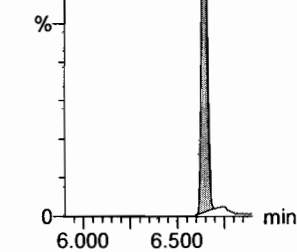
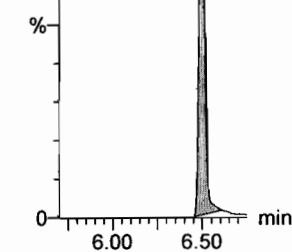
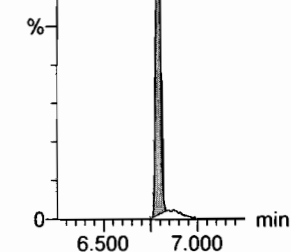
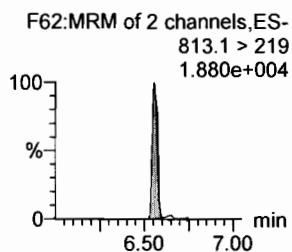
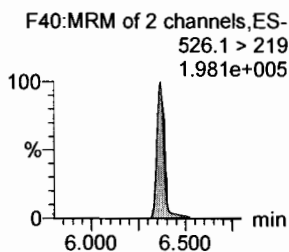
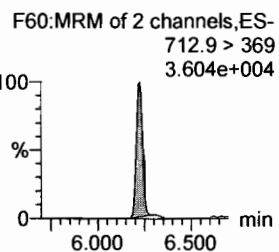
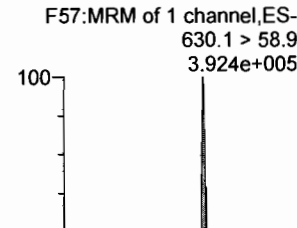
**PFODA**



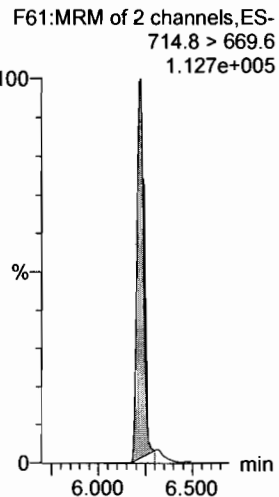
**N-MeFOSE**



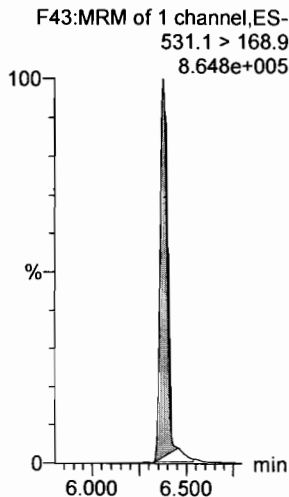
**N-EtFOSE**



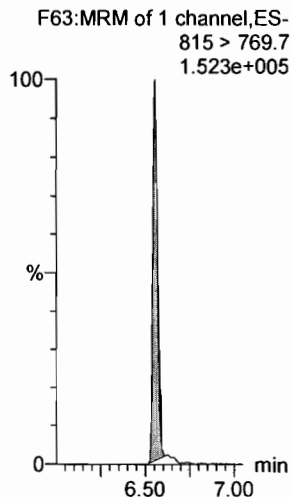
**13C2-PFTeDA**



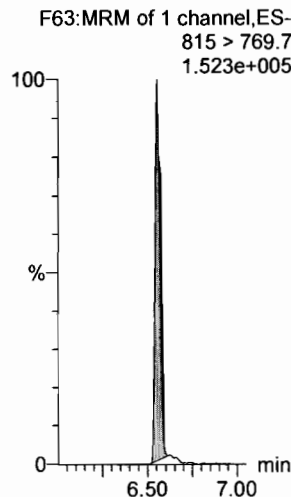
**d5-N-ETFOSA**



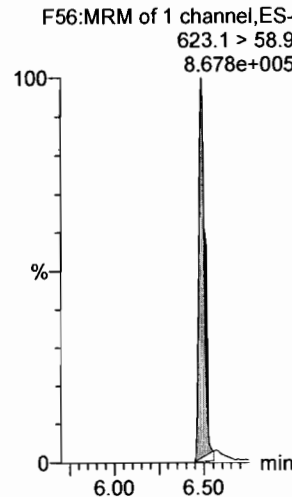
**13C2-PFHxDA**



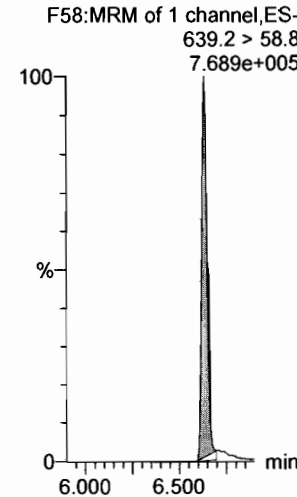
**13C2-PFHxDA**



**d7-N-MeFOSE**



**d9-N-EtFOSE**



Dataset: F:\Projects\PFAS.PRO\Results\180228M1\180228M1-32.qld

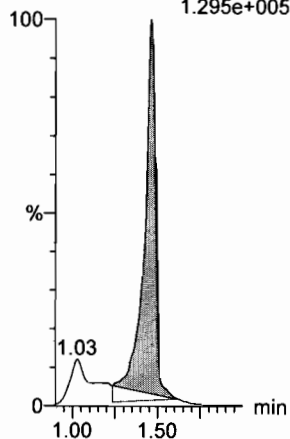
Last Altered: Friday, March 02, 2018 11:32:54 Pacific Standard Time

Printed: Friday, March 02, 2018 11:33:15 Pacific Standard Time

Name: 180228M1\_32, Date: 01-Mar-2018, Time: 02:29:08, ID: ST180228M1-11 PFC CS3 18B2317, Description: PFC CS3 18B2317


**13C4-PFBA**

F3:MRM of 1 channel,ES-  
217. > 171.8  
1.295e+005




**13C5-PFHxA**

F10:MRM of 1 channel,ES-  
318 > 272.9  
3.677e+005



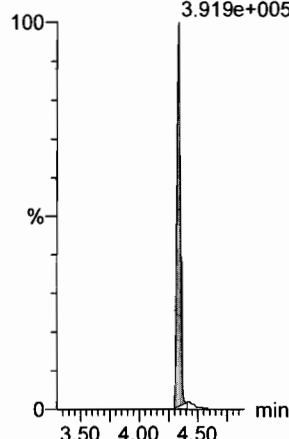
**13C3-PFHxS**

F18:MRM of 1 channel,ES-  
401.9 > 79.9  
9.692e+004



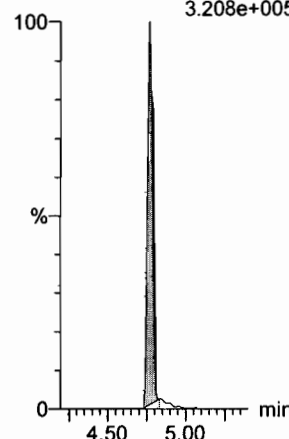
**13C8-PFOA**

F22:MRM of 1 channel,ES-  
421.3 > 376  
3.919e+005



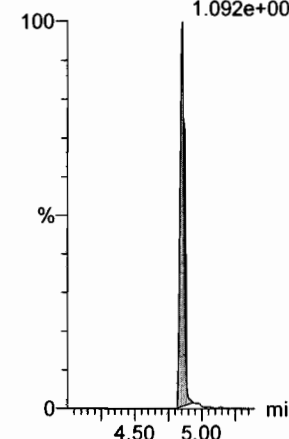
**13C9-PFNA**

F28:MRM of 1 channel,ES-  
472.2 > 426.9  
3.208e+005



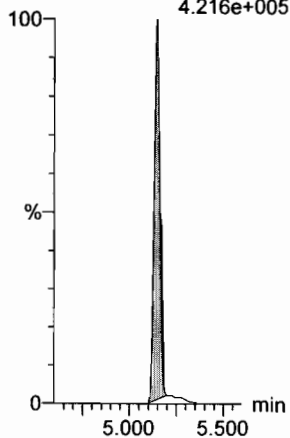
**13C4-PFOS**

F32:MRM of 1 channel,ES-  
503 > 79.9  
1.092e+005



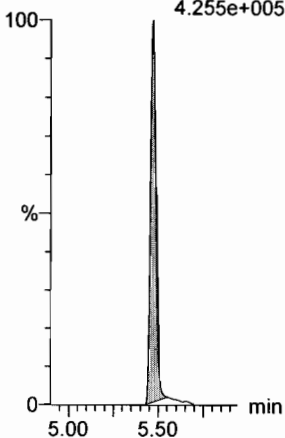
**13C6-PFDA**

F39:MRM of 1 channel,ES-  
519.1 > 473.7  
4.216e+005



**13C7-PFUDa**

F48:MRM of 1 channel,ES-  
570.1 > 524.8  
4.255e+005





Dataset: F:\Projects\PFAS.PRO\Results\180228M1\180228M1-56.qld

Last Altered: Friday, March 02, 2018 09:08:59 Pacific Standard Time

Printed: Friday, March 02, 2018 09:10:29 Pacific Standard Time

*Ⓢ Above limit criteria.*

Method: F:\Projects\PFAS.PRO\MethDB\PFAS\_FULL\_80C\_022718.mdb 28 Feb 2018 13:19:45

Calibration: F:\Projects\PFAS.PRO\CurveDB\C18\_VAL-PFAS\_Q4\_02-28-18-FULL.cdb 01 Mar 2018 12:54:21

Name: 180228M1\_56, Date: 01-Mar-2018, Time: 07:04:32, ID: ST180228M1-12 PFC CS3 18B2317, Description: PFC CS3 18B2317

#	Name	Trace	Area	IS Area	RRF	Pred.RT	RT	y Axis Resp.	Conc.	%Rec	Recovery	Out
1	1 PFBA	213.0 > 168.8	8.68e3	8.76e3		1.46	1.47	12.4	10.6	106.2		NO
2	2 PFPeA	263.1 > 218.9	1.11e4	1.31e4		2.31	2.43	10.6	11.1	111.4		NO
3	3 PFBS	299.0 > 79.7	2.56e3	1.78e3		2.60	2.71	18.0	10.4	104.2		NO
4	4 4:2 FTS	327.2>307.2	2.02e3	1.78e3		3.00	3.10	14.2	9.80	98.0		NO
5	5 PFHxA	313.2 > 268.9	1.35e4	4.02e3		3.19	3.20	16.8	10.7	107.4		NO
6	6 PFPeS	349.1>80.1	2.91e3	1.78e3		3.39	3.39	20.5	10.9	108.6		NO
7	7 PFHpA	363.0 > 318.9	1.06e4	9.29e3		3.81	3.81	14.3	11.3	113.2		NO
8	8 L-PFHxS	398.9 > 79.6	1.91e3	1.24e3		4.17	3.96	19.3	9.43	94.3		NO
9	10 6:2 FTS	427.1 > 407	2.70e3	1.58e4		4.28	4.28	2.14	10.1	100.8		NO
10	11 L-PFOA	413 > 368.7	1.25e4	1.58e4		4.40	4.34	9.92	10.3	102.9		NO
11	13 PFHpS	449 > 80.0	2.96e3	1.58e4		4.44	4.45	2.35	10.5	105.3		NO
12	14 PFNA	463.0 > 418.8	1.47e4	1.33e4		4.76	4.78	13.8	10.9	109.0		NO
13	15 PFOSA	498.1 > 77.8	3.12e3	3.48e3		4.83	4.84	11.2	11.5	115.0		NO
14	16 L-PFOS	499 > 79.9	2.88e3	3.16e3		4.90	4.85	11.4	11.3	112.7		NO
15	18 PFDA	513 > 468.8	1.45e4	1.09e4		5.14	5.15	16.5	11.3	112.6		NO
16	19 8:2 FTS	527 > 506.9	2.69e3	1.58e4		5.12	5.12	2.13	7.73	77.3		NO
17	20 PFNS	549.1>80.1	2.75e3	3.16e3		5.08	5.21	10.9	13.5	135.5		YES <sup>Ⓢ</sup>
18	21 N-MeFOSAA	570.1 > 419	6.40e3	5.27e3		5.29	5.30	15.2	11.3	113.2		NO
19	22 N-EtFOSAA	584.2 > 419	5.11e3	5.55e3		5.45	5.46	11.5	12.2	122.4		NO
20	23 PFUdA	563.0 > 518.9	1.23e4	1.83e4		5.46	5.47	8.40	8.39	83.9		NO
21	24 PFDS	598.8 > 80	3.17e3	1.83e4		5.51	5.52	2.16	9.02	90.2		NO
22	25 PFDoA	612.9 > 569.0	1.17e4	1.46e4		5.74	5.76	10.1	8.04	80.4		NO
23	26 N-MeFOSA	512.1 > 168.9	7.87e3	2.17e4		5.84	5.96	54.4	57.3	114.6		NO
24	27 PFTrDA	662.9 > 618.9	1.70e4	1.46e4		5.98	6.00	14.6	9.99	99.9		NO
25	28 PFTeDA	712.9 > 668.8	1.13e4	6.32e3		6.20	6.22	22.3	9.29	92.9		NO
26	29 N-EtFOSA	526.1 > 168.9	1.08e4	3.33e4		6.22	6.37	48.7	52.7	105.4		NO
27	30 PFHxDA	813.1 > 768.6	6.23e3	4.70e3		6.51	6.56	6.62	10.5	105.3		NO
28	31 PFODA	913.1 > 868.8	7.09e3	4.70e3		6.74	6.79	7.54	11.2	112.0		NO
29	32 N-MeFOSE	616.1 > 58.9	9.43e3	2.69e4		6.31	6.50	52.7	50.1	100.1		NO
30	33 N-EtFOSE	630.1 > 58.9	9.96e3	2.94e4		6.45	6.65	50.8	42.1	84.1		NO
31	34 13C3-PFBA	216.1 > 171.8	8.76e3	1.00e4	0.869	1.46	1.47	10.9	12.6	100.8		NO

*DM  
3/2/18*

Dataset: F:\Projects\PFAS.PRO\Results\180228M1\180228M1-56.qld

Last Altered: Friday, March 02, 2018 09:08:59 Pacific Standard Time

Printed: Friday, March 02, 2018 09:10:29 Pacific Standard Time

Name: 180228M1\_56, Date: 01-Mar-2018, Time: 07:04:32, ID: ST180228M1-12 PFC CS3 18B2317, Description: PFC CS3 18B2317

#	Name	Trace	Area	IS Area	RRF	Pred.RT	RT	y Axis Resp.	Conc.	%Rec	Recovery	Out
32	35 13C3-PFPeA	266. > 221.8	1.31e4	1.34e4	0.978	2.42	2.43	12.2	12.5	100.0	NO	
33	36 13C3-PFBS	302. > 98.8	1.78e3	1.34e4	0.123	2.69	2.71	1.65	13.4	107.3	NO	
34	37 13C2-PFHxA	315 > 269.8	4.02e3	1.34e4	0.712	3.19	3.20	3.74	5.26	105.2	NO	
35	38 13C4-PFHpA	367.2 > 321.8	9.29e3	1.34e4	0.678	3.81	3.81	8.65	12.8	102.1	NO	
36	39 18O2-PFHxS	403.0 > 102.6	1.24e3	3.52e3	0.392	3.96	3.96	4.39	11.2	89.5	NO	
37	40 13C2-PFOA	414.9 > 369.7	1.58e4	1.23e4	1.308	4.33	4.34	16.0	12.3	98.1	NO	
38	41 13C5-PFNA	468.2 > 422.9	1.33e4	1.45e4	0.976	4.76	4.78	11.4	11.7	93.6	NO	
39	42 13C8-PFOSA	506.1 > 77.7	3.48e3	1.55e4	0.254	4.83	4.84	2.81	11.0	88.3	NO	
40	43 13C8-PFOS	507.0 > 79.9	3.16e3	3.40e3	1.040	4.84	4.85	11.6	11.2	89.3	NO	
41	44 13C2-PFDA	515.1 > 469.9	1.09e4	1.32e4	0.967	5.14	5.15	10.4	10.7	85.8	NO	
42	45 d3-N-MeFOSAA	573.3 > 419	5.27e3	1.55e4	0.381	5.29	5.30	4.25	11.1	89.2	NO	
43	46 d5-N-EtFOSAA	589.3 > 419	5.55e3	1.55e4	0.399	5.45	5.45	4.47	11.2	89.8	NO	
44	47 13C2-PFUdA	565 > 519.8	1.83e4	1.55e4	0.985	5.46	5.47	14.8	15.0	120.0	NO	
45	48 13C2-PFDoA	615.0 > 569.7	1.46e4	1.55e4	0.813	5.74	5.76	11.7	14.4	115.5	NO	
46	49 d3-N-MeFOSA	515.2 > 168.9	2.17e4	1.55e4	0.124	5.84	5.99	17.5	141	93.7	NO	
47	50 13C2-PFTeDA	714.8 > 669.6	6.32e3	1.55e4	0.379	6.20	6.23	5.10	13.5	107.8	NO	
48	51 d5-N-ETFOSA	531.1 > 168.9	3.33e4	1.55e4	0.189	6.22	6.38	26.8	142	94.5	NO	
49	52 13C2-PFHxDA	815 > 769.7	4.70e3	1.55e4	0.703	6.51	6.56	3.79	5.40	107.9	NO	
50	53 d7-N-MeFOSE	623.1 > 58.9	2.69e4	1.55e4	0.157	6.31	6.50	21.7	138	91.7	NO	
51	54 d9-N-EtFOSE	639.2 > 58.8	2.94e4	1.55e4	0.146	6.45	6.64	23.7	162	108.0	NO	
52	55 13C4-PFBA	217. > 171.8	1.00e4	1.00e4	1.000	1.46	1.47	12.5	12.5	100.0	NO	
53	56 13C5-PFHxA	318 > 272.9	1.34e4	1.34e4	1.000	3.19	3.20	12.5	12.5	100.0	NO	
54	57 13C3-PFHxS	401.9 > 79.9	3.52e3	3.52e3	1.000	3.96	3.96	12.5	12.5	100.0	NO	
55	58 13C8-PFOA	421.3 > 376	1.23e4	1.23e4	1.000	4.33	4.33	12.5	12.5	100.0	NO	
56	59 13C9-PFNA	472.2 > 426.9	1.45e4	1.45e4	1.000	4.70	4.77	12.5	12.5	100.0	NO	
57	60 13C4-PFOS	503 > 79.9	3.40e3	3.40e3	1.000	4.84	4.85	12.5	12.5	100.0	NO	
58	61 13C6-PFDA	519.1 > 473.7	1.32e4	1.32e4	1.000	5.14	5.15	12.5	12.5	100.0	NO	
59	62 13C7-PFUdA	570.1 > 524.8	1.55e4	1.55e4	1.000	5.46	5.47	12.5	12.5	100.0	NO	

Vista Analytical Laboratory

Dataset: Untitled

Last Altered: Friday, March 02, 2018 10:21:07 Pacific Standard Time

Printed: Friday, March 02, 2018 10:32:30 Pacific Standard Time

Method: F:\Projects\PFAS.PRO\MethDB\PFAS\_FULL\_80C\_022718.mdb 28 Feb 2018 13:19:45

Calibration: F:\Projects\PFAS.PRO\CurveDB\IC18\_VAL-PFAS\_Q4\_02-28-18-FULL.cdb 01 Mar 2018 12:54:21

Compound name: PFBA

	Name	ID	Acq.Date	Acq.Time
1	180228M1_1	IPA	28-Feb-18	20:33:26
2	180228M1_2	ST180228M1-1 PFC CS-2 18B2312	28-Feb-18	20:44:50
3	180228M1_3	ST180228M1-2 PFC CS-1 18B2313	28-Feb-18	20:56:17
4	180228M1_4	ST180228M1-3 PFC CS0 18B2314	28-Feb-18	21:07:44
5	180228M1_5	ST180228M1-4 PFC CS1 18B2315	28-Feb-18	21:19:13
6	180228M1_6	ST180228M1-5 PFC CS2 18B2316	28-Feb-18	21:30:43
7	180228M1_7	ST180228M1-6 PFC CS3 18B2317	28-Feb-18	21:42:12
8	180228M1_8	ST180228M1-7 PFC CS4 18B2318	28-Feb-18	21:53:43
9	180228M1_9	ST180228M1-8 PFC CS5 18B2319	28-Feb-18	22:05:09
10	180228M1_10	ST180228M1-9 PFC CS6 18B2320	28-Feb-18	22:16:39
11	180228M1_11	ST180228M1-10 PFC CS7 18B2321	28-Feb-18	22:28:09
12	180228M1_12	IPA	28-Feb-18	22:39:39
13	180228M1_13	ICV180228M1-1 PFC ICV 18B2311	28-Feb-18	22:51:06
14	180228M1_14	IPA	28-Feb-18	23:02:32
15	180228M1_15	1800170-04@10X C1 Comp 0.02028	28-Feb-18	23:13:59
16	180228M1_16	1800342-14@10X WI-AF-MW-201-0218 0.11911	28-Feb-18	23:25:29
17	180228M1_17	1800342-18@5x WI-AF-N2-6C-0218 0.11624	28-Feb-18	23:36:59
18	180228M1_18	1800333-03 REEPDW188 0.12197	28-Feb-18	23:48:28
19	180228M1_19	B8B0129-BS1 OPR 0.125	28-Feb-18	23:59:58
20	180228M1_20	B8B0129-BLK1 Method Blank 0.125	01-Mar-18	00:11:28
21	180228M1_21	B8B0129-MS1 Matrix Spike 0.11962	01-Mar-18	00:22:55
22	180228M1_22	B8B0129-MSD1 Matrix Spike Dup 0.12145	01-Mar-18	00:34:21
23	180228M1_23	1800332-01 OF-RW42B-MID01-0218 0.11601	01-Mar-18	00:45:48
24	180228M1_24	1800332-02 OF-RW42B-EFF01-0218 0.1211	01-Mar-18	00:57:15
25	180228M1_25	1800332-03 OF-RW42B-FB01-0218 0.12204	01-Mar-18	01:08:45
26	180228M1_26	1800332-04 OF-RW42C-INF01-0218 0.1208	01-Mar-18	01:20:14
27	180228M1_27	1800332-05 OF-RW42C-MID01-0218 0.12063	01-Mar-18	01:31:43
28	180228M1_28	1800332-06 OF-RW42C-EFF01-0218 0.11886	01-Mar-18	01:43:12
29	180228M1_29	1800332-07 OF-RW42C-FB01-0218 0.11859	01-Mar-18	01:54:42
30	180228M1_30	1800332-08 OF-INF01-WT-021418 0.11784	01-Mar-18	02:06:11
31	180228M1_31	IPA	01-Mar-18	02:17:42

Vista Analytical Laboratory

Dataset: Untitled

Last Altered: Friday, March 02, 2018 10:21:07 Pacific Standard Time

Printed: Friday, March 02, 2018 10:32:30 Pacific Standard Time

Compound name: PFBA

	Name	ID	Acq.Date	Acq.Time
32	180228M1_32	ST180228M1-11 PFC CS3 18B2317	01-Mar-18	02:29:08
33	180228M1_33	IPA	01-Mar-18	02:40:38
34	180228M1_34	1800332-09 OF-MID01-WT-021418 0.11976	01-Mar-18	02:52:08
35	180228M1_35	1800332-10 OF-FB01-WT-021418 0.12199	01-Mar-18	03:03:35
36	180228M1_36	1800332-11 OF-EFF01-WT-021418 0.12052	01-Mar-18	03:15:04
37	180228M1_37	1800332-12 OF-EFF01P-WT-021418 0.12067	01-Mar-18	03:26:31
38	180228M1_38	1800337-01 REEPDW189 0.12105	01-Mar-18	03:38:01
39	180228M1_39	1800338-01 REEPDW189FRB 0.12225	01-Mar-18	03:49:31
40	180228M1_40	1800339-01 WI-A06-MW-06-0218 0.11846	01-Mar-18	04:00:57
41	180228M1_41	1800339-02 WI-A06-FB01-021618 0.12165	01-Mar-18	04:12:27
42	180228M1_42	1800339-03 WI-A06-EB01-021618 0.12121	01-Mar-18	04:23:56
43	180228M1_43	1800339-04 WI-A06-S-01-0218 0.12143	01-Mar-18	04:35:23
44	180228M1_44	1800339-05 WI-A06-S-01P-0218 0.12184	01-Mar-18	04:46:52
45	180228M1_45	1800339-06 WI-A06-FB01-021918 0.12222	01-Mar-18	04:58:21
46	180228M1_46	B8B0121-BS1 OPR 0.125	01-Mar-18	05:09:51
47	180228M1_47	B8B0121-BSD1 LCSD 0.125	01-Mar-18	05:21:21
48	180228M1_48	B8B0121-BLK1 Method Blank 0.125	01-Mar-18	05:32:51
49	180228M1_49	1800327-01 OF-RW42A-0218 0.10903	01-Mar-18	05:44:18
50	180228M1_50	1800327-02 OF-FB42C-0218 0.11801	01-Mar-18	05:55:45
51	180228M1_51	1800327-03 OF-FB42A-0218 0.11946	01-Mar-18	06:07:12
52	180228M1_52	1800327-04 OF-RW42B-0218 0.10944	01-Mar-18	06:18:38
53	180228M1_53	1800327-05 OF-FB42B-0218 0.11557	01-Mar-18	06:30:07
54	180228M1_54	1800327-06 OF-RW44-0218 0.11833	01-Mar-18	06:41:38
55	180228M1_55	IPA	01-Mar-18	06:53:05
56	180228M1_56	ST180228M1-12 PFC CS3 18B2317	01-Mar-18	07:04:32
57	180228M1_57	IPA	01-Mar-18	07:15:59
58	180228M1_58	1800327-07 OF-FB44-0218 0.12118	01-Mar-18	07:27:25
59	180228M1_59	1800327-08 OF-RW59-0218 0.1103	01-Mar-18	07:38:55
60	180228M1_60	1800327-09 OF-FB59-0218 0.11633	01-Mar-18	07:50:24
61	180228M1_61	1800327-10 OF-RW03-0218 0.11147	01-Mar-18	08:01:54
62	180228M1_62	1800327-11 OF-FB03-0218 0.11762	01-Mar-18	08:13:20
63	180228M1_63	1800327-12 OF-RW37-0218 0.11621	01-Mar-18	08:24:51
64	180228M1_64	1800327-13 OF-FB37-0218 0.1165	01-Mar-18	08:36:21
65	180228M1_65	IPA	01-Mar-18	08:47:50

Vista Analytical Laboratory

Dataset: Untitled

Last Altered: Friday, March 02, 2018 10:21:07 Pacific Standard Time

Printed: Friday, March 02, 2018 10:32:30 Pacific Standard Time

Compound name: PFBA

	Name	ID	Acq Date	Acq Time
66	180228M1_66	ST180228M1-13 PFC CS0 18B2314	01-Mar-18	08:59:19
67	180228M1_67	IPA	01-Mar-18	09:10:46
68	180228M1_68	B8B0131-BS1 OPR 0.125	01-Mar-18	09:22:16
69	180228M1_69	B8B0131-BLK1 Method Blank 0.125	01-Mar-18	09:33:45
70	180228M1_70	B8B0131-MS1 Matrix Spike 0.12126	01-Mar-18	09:45:15
71	180228M1_71	B8B0131-MSD1 Matrix Spike Dup 0.11914	01-Mar-18	09:56:44
72	180228M1_72	1800329-01 OF-RW59-INF01-0218 0.11462	01-Mar-18	10:08:14
73	180228M1_73	1800329-02 OF-RW59-INF01P-0218 0.11789	01-Mar-18	10:19:43
74	180228M1_74	1800329-03 OF-RW59-MID01-0218 0.11984	01-Mar-18	10:31:12
75	180228M1_75	1800329-04 OF-RW59-EFF01-0218 0.1216	01-Mar-18	10:42:42
76	180228M1_76	1800329-05 OF-RW59-FB01-0218 0.11314	01-Mar-18	10:54:09
77	180228M1_77	1800329-06 OF-RW08-INF01-0218 0.12179	01-Mar-18	11:05:38
78	180228M1_78	1800329-07 OF-RW08-MID01-0218 0.10892	01-Mar-18	11:17:08
79	180228M1_79	1800329-08 OF-RW08-EFF01-0218 0.12262	01-Mar-18	11:28:37
80	180228M1_80	1800329-09 OF-RW08-FB01-0218 0.12173	01-Mar-18	11:40:04
81	180228M1_81	1800329-10 OF-RW63-INF01-0218 0.11237	01-Mar-18	11:51:33
82	180228M1_82	1800329-11 OF-RW63-MID01-0218 0.11515	01-Mar-18	12:03:02
83	180228M1_83	1800329-12 OF-RW63-EFF01-0218 0.12129	01-Mar-18	12:14:29
84	180228M1_84	1800329-13 OF-RW63-FB01-0218 0.12066	01-Mar-18	12:25:56
85	180228M1_85	IPA	01-Mar-18	12:37:23
86	180228M1_86	ST180228M1-14 PFC CS3 18B2317	01-Mar-18	12:48:50
87	180228M1_87	IPA	01-Mar-18	13:00:20
88	180228M1_88	1800329-14 OF-RW44-INF01-0218 0.11484	01-Mar-18	13:11:49
89	180228M1_89	1800329-15 OF-RW44-MID01-0218 0.12094	01-Mar-18	13:23:18
90	180228M1_90	1800329-16 OF-RW44-EFF01-0218 0.11743	01-Mar-18	13:34:48
91	180228M1_91	1800329-17 OF-RW44-FB01-0218 0.12155	01-Mar-18	13:46:17
92	180228M1_92	1800329-18 OF-RW42B-INF01-0218 0.11569	01-Mar-18	13:57:47
93	180228M1_93	B8B0122-BS1 OPR 0.125	01-Mar-18	14:09:16
94	180228M1_94	B8B0122-BSD1 LCSD 0.125	01-Mar-18	14:20:46
95	180228M1_95	B8B0122-BLK1 Method Blank 0.125	01-Mar-18	14:32:16
96	180228M1_96	1800323-01 OF-RW83-0218 0.11418	01-Mar-18	14:43:45
97	180228M1_97	1800323-02 OF-FB83-0218 0.11591	01-Mar-18	14:55:15
98	180228M1_98	1800323-03 OF-RW38-0218 0.11407	01-Mar-18	15:06:44
99	180228M1_99	1800323-04 OF-FB38-0218 0.11688	01-Mar-18	15:18:14

Vista Analytical Laboratory

Dataset: Untitled

Last Altered: Friday, March 02, 2018 10:21:07 Pacific Standard Time

Printed: Friday, March 02, 2018 10:32:30 Pacific Standard Time

Compound name: PFBA

	Name	ID	Acq.Date	Acq.Time
100	180228M1_100	1800323-05 OF-RW43-0218 0.1084	01-Mar-18	15:29:43
101	180228M1_101	1800323-06 OF-FB43-0218 0.10942	01-Mar-18	15:41:13
102	180228M1_102	1800323-07 OF-RW08-0218 0.11646	01-Mar-18	15:52:43
103	180228M1_103	1800323-08 OF-FB08-0218 0.11707	01-Mar-18	16:04:11
104	180228M1_104	1800323-09 OF-RW16-0218 0.11565	01-Mar-18	16:15:38
105	180228M1_105	1800323-10 OF-FB16-0218 0.11729	01-Mar-18	16:27:08
106	180228M1_106	1800324-01 OF-RW63-0218 0.11462	01-Mar-18	16:38:35
107	180228M1_107	1800324-02 OF-FB63-0218 0.11622	01-Mar-18	16:50:02
108	180228M1_108	IPA	01-Mar-18	17:01:29
109	180228M1_109	ST180228M1-15 PFC CS3 18B2317	01-Mar-18	17:12:55
110	180228M1_110	IPA	01-Mar-18	17:24:22
111	180228M1_111	1800324-03 OF-RW23-0218 0.11311	01-Mar-18	17:35:51
112	180228M1_112	1800324-04 OF-FB23-0218 0.11692	01-Mar-18	17:47:22
113	180228M1_113	1800324-05 OF-RW28-0218 0.11227	01-Mar-18	17:58:51
114	180228M1_114	1800324-06 OF-FB28-0218 0.11581	01-Mar-18	18:10:21
115	180228M1_115	1800324-07 OF-RW60-0218 0.11223	01-Mar-18	18:21:50
116	180228M1_116	1800324-08 OF-RW60P-0218 0.11541	01-Mar-18	18:33:20
117	180228M1_117	1800324-09 OF-FB60-0218 0.11817	01-Mar-18	18:44:47
118	180228M1_118	1800324-10 OF-RW42C-0218 0.11358	01-Mar-18	18:56:13
119	180228M1_119	B8B0068-BS1 OPR 0.25	01-Mar-18	19:07:40
120	180228M1_120	B8B0068-BLK1 Method Blank 0.25	01-Mar-18	19:19:07
121	180228M1_121	1800272-01 MtBE_7256 0.26427	01-Mar-18	19:30:37
122	180228M1_122	1800286-01 GW2125180205RAP 0.25961	01-Mar-18	19:42:07
123	180228M1_123	1800286-02 GW3135180206RAP 0.25631	01-Mar-18	19:53:34
124	180228M1_124	1800286-03 GW4044180206RAP 0.25699	01-Mar-18	20:05:04
125	180228M1_125	1800286-04 GW5054180206RAP 0.26906	01-Mar-18	20:16:31
126	180228M1_126	1800286-05 GW5963180207RAP 0.26219	01-Mar-18	20:28:00
127	180228M1_127	IPA	01-Mar-18	20:39:27
128	180228M1_128	ST180228M1-16 PFC CS0 18B2314	01-Mar-18	20:50:57
129	180228M1_129	IPA	01-Mar-18	21:02:24
130	180228M1_130	1800286-06 GW2024180207RAP 0.25995	01-Mar-18	21:13:51
131	180228M1_131	1800286-07 GW3034180207RAP 0.25817	01-Mar-18	21:25:17
132	180228M1_132	1800286-08 GW4145180207RAP 0.26371	01-Mar-18	21:36:44
133	180228M1_133	1800286-09 GW5054180208RAP 0.26011	01-Mar-18	21:48:14

Dataset: Untitled

Last Altered: Friday, March 02, 2018 10:21:07 Pacific Standard Time

Printed: Friday, March 02, 2018 10:32:30 Pacific Standard Time

Compound name: PFBA

	Name	ID	Acq.Date	Acq.Time
134	180228M1_134	1800293-01 HS DW WELL 1-TAP 0.26085	01-Mar-18	21:59:41
135	180228M1_135	1800293-02 FB1802071025AB 0.26261	01-Mar-18	22:11:08
136	180228M1_136	1800293-03 HS DW WELL 2-TAP 0.25552	01-Mar-18	22:22:37
137	180228M1_137	1800293-04 HS DW WELL 12-TAP 0.26089	01-Mar-18	22:34:07
138	180228M1_138	1800293-05 HS DW WELL 12-TAP-DUP 0.25274	01-Mar-18	22:45:36
139	180228M1_139	1800293-06 HS BUS Garage Well-TAP 0.25645	01-Mar-18	22:57:03
140	180228M1_140	1800293-07 HS Maint. Barn Well-TAP 0.25599	01-Mar-18	23:08:32
141	180228M1_141	IPA	01-Mar-18	23:20:02
142	180228M1_142	ST180228M1-17 PFC CS3 18B2317	01-Mar-18	23:31:32
143	180228M1_143	IPA	01-Mar-18	23:43:01
144	180228M1_144	1800293-08 Elementary School Well-TAP 0.261...	01-Mar-18	23:54:27
145	180228M1_145	IPA	02-Mar-18	00:05:57
146	180228M1_146	ST180228M1-18 PFC CS3 18B2317	02-Mar-18	00:17:27
147	180228M1_147	IPA	02-Mar-18	00:28:56

Dataset: F:\Projects\PFAS.PRO\Results\180228M1\180228M1-56.qld

Last Altered: Friday, March 02, 2018 09:08:59 Pacific Standard Time

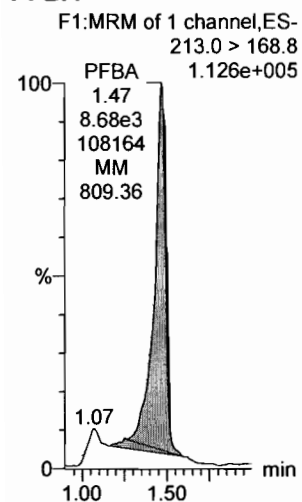
Printed: Friday, March 02, 2018 09:10:29 Pacific Standard Time

Method: F:\Projects\PFAS.PRO\MethDB\PFAS\_FULL\_80C\_022718.mdb 28 Feb 2018 13:19:45

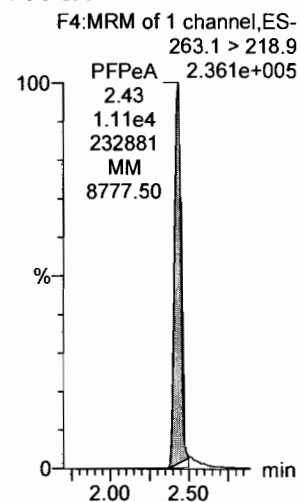
Calibration: F:\Projects\PFAS.PRO\CurveDB\C18\_VAL-PFAS\_Q4\_02-28-18-FULL.cdb 01 Mar 2018 12:54:21

Name: 180228M1\_56, Date: 01-Mar-2018, Time: 07:04:32, ID: ST180228M1-12 PFC CS3 18B2317, Description: PFC CS3 18B2317

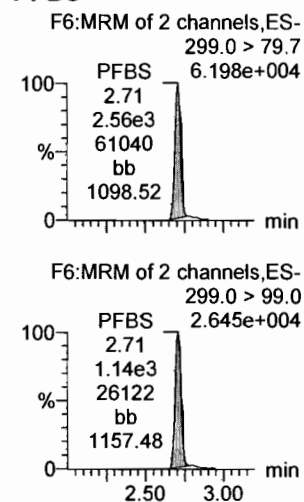
**PFBA**




**PFPeA**



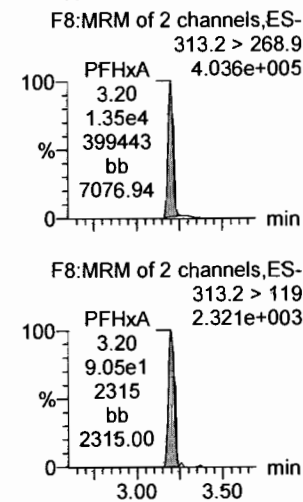
**PFBS**



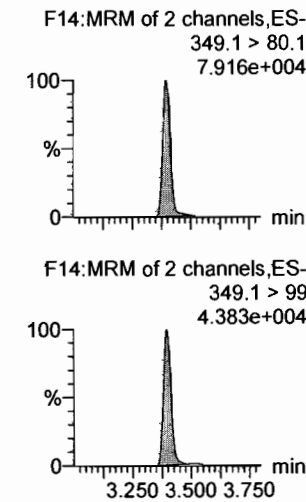
**4:2 FTS**



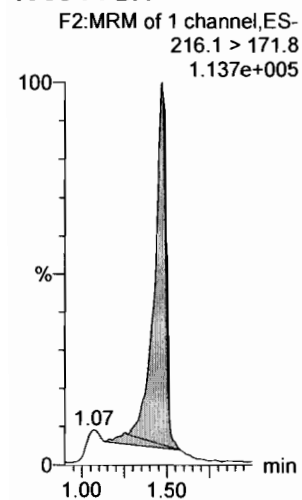
**PFHxA**



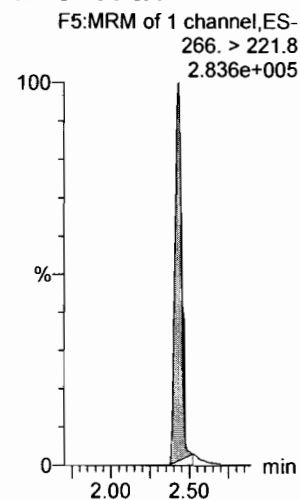
**PFPeS**



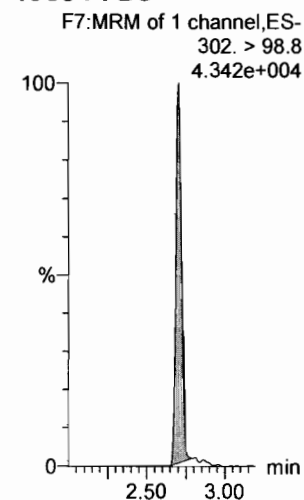
**13C3-PFBA**



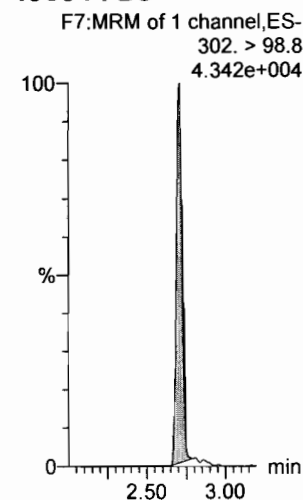
**13C3-PFPeA**



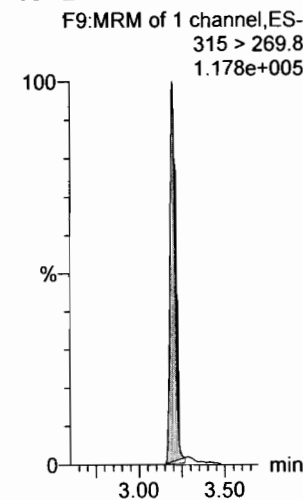
**13C3-PFBS**



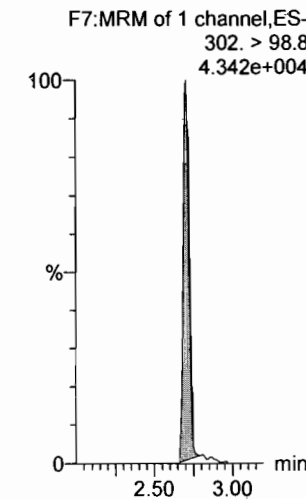
**13C3-PFBS**



**13C2-PFHxA**



**13C3-PFBS**





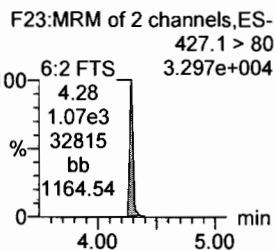
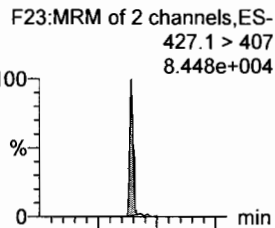
Dataset: F:\Projects\PFAS.PRO\Results\180228M1\180228M1-56.qld

Last Altered: Friday, March 02, 2018 09:08:59 Pacific Standard Time

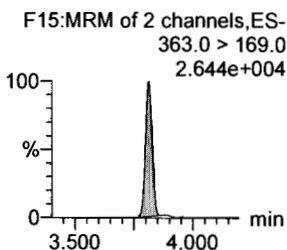
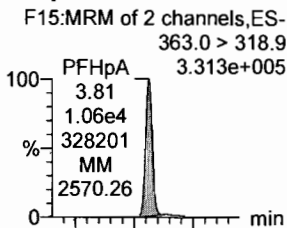
Printed: Friday, March 02, 2018 09:10:29 Pacific Standard Time

Name: 180228M1\_56, Date: 01-Mar-2018, Time: 07:04:32, ID: ST180228M1-12 PFC CS3 18B2317, Description: PFC CS3 18B2317

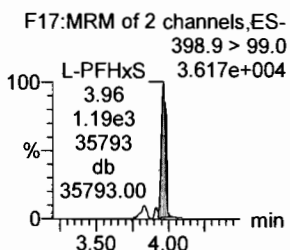
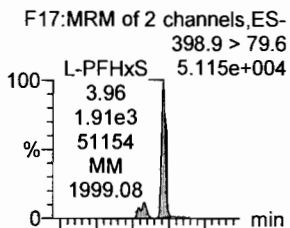
**6:2 FTS**



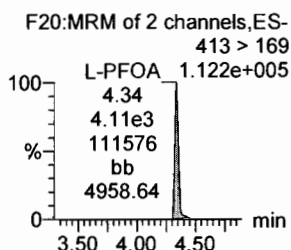
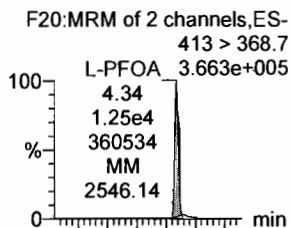
**PFHpA**



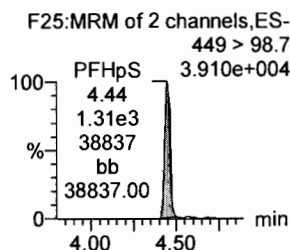
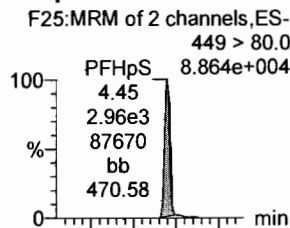
**L-PFHxS**



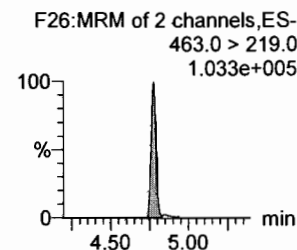
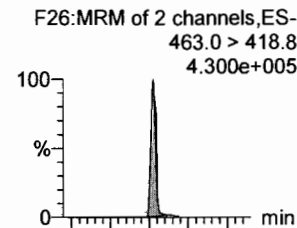
**L-PFOA**



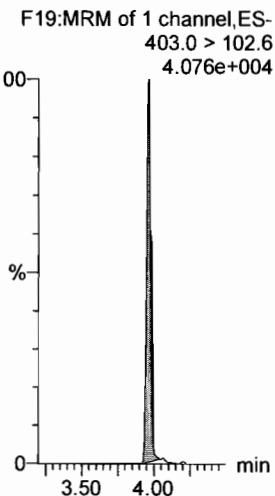
**PFHpS**



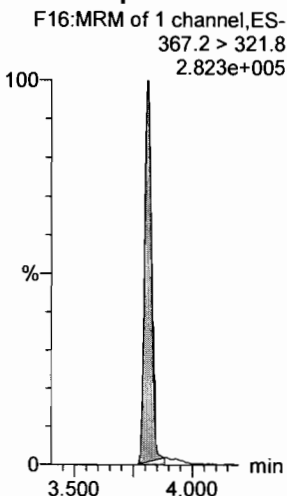
**PFNA**



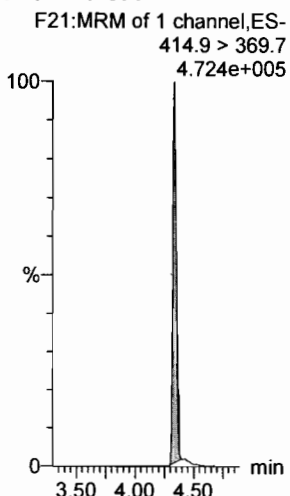
**1802-PFHxS**



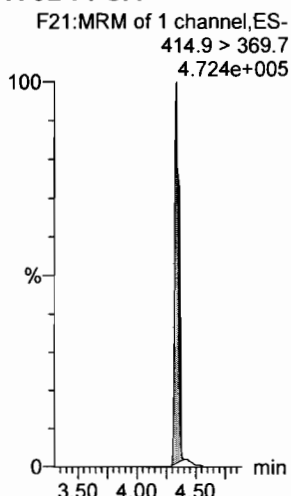
**13C4-PFHpA**




**13C2-PFOA**



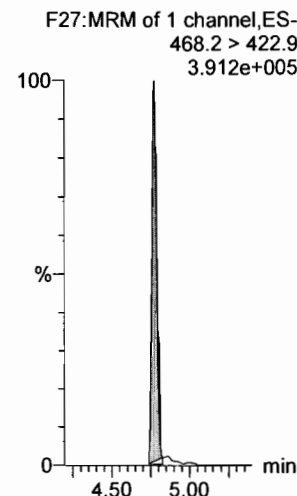
**13C2-PFOA**



**13C2-PFOA**



**13C5-PFNA**



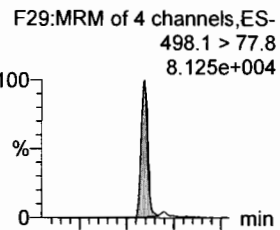
Dataset: F:\Projects\PFAS.PRO\Results\180228M1\180228M1-56.qld

Last Altered: Friday, March 02, 2018 09:08:59 Pacific Standard Time

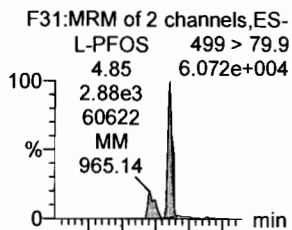
Printed: Friday, March 02, 2018 09:10:29 Pacific Standard Time

Name: 180228M1\_56, Date: 01-Mar-2018, Time: 07:04:32, ID: ST180228M1-12 PFC CS3 18B2317, Description: PFC CS3 18B2317

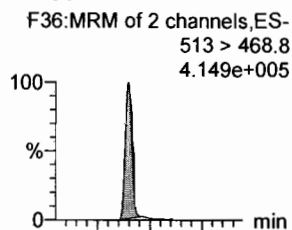
**PFOSA**



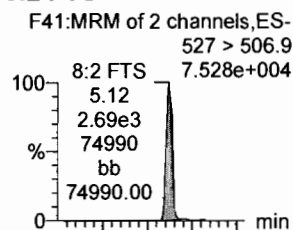
**L-PFOS**



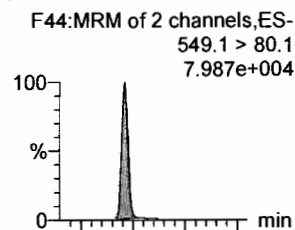
**PFDA**



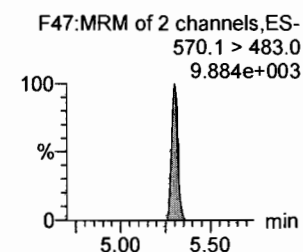
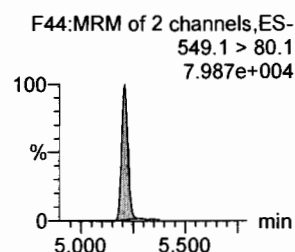
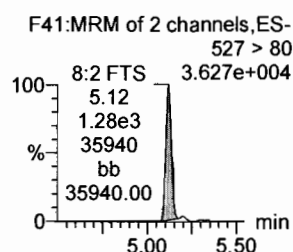
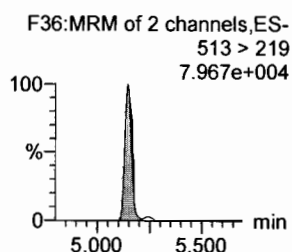
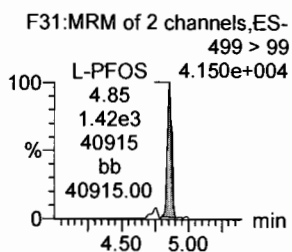
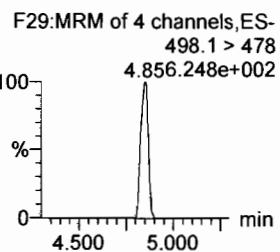
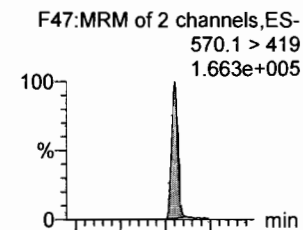
**8:2 FTS**




**PFNS**



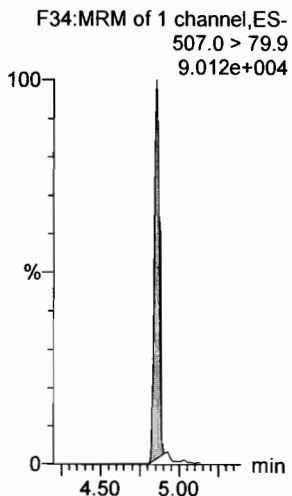
**N-MeFOSAA**



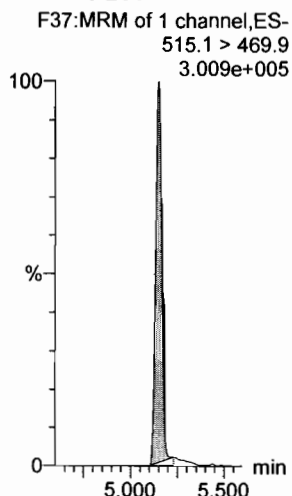
**13C8-PFOSA**



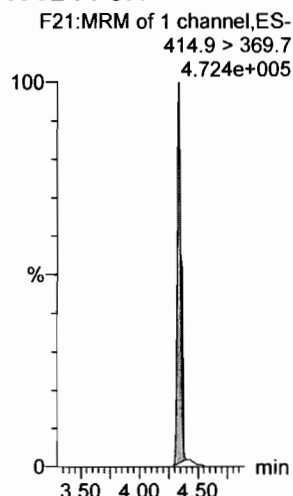
**13C8-PFOS**



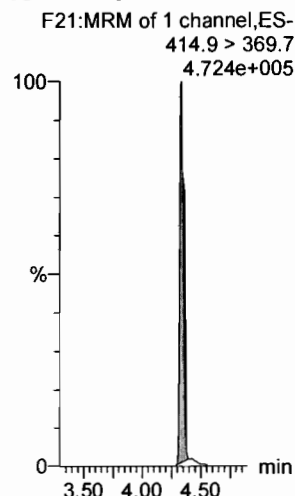
**13C2-PFDA**



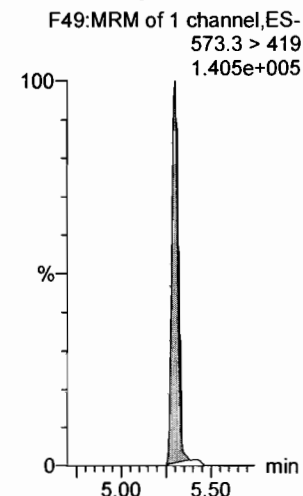
**13C2-PFOA**



**13C2-PFOA**



**d3-N-MeFOSAA**

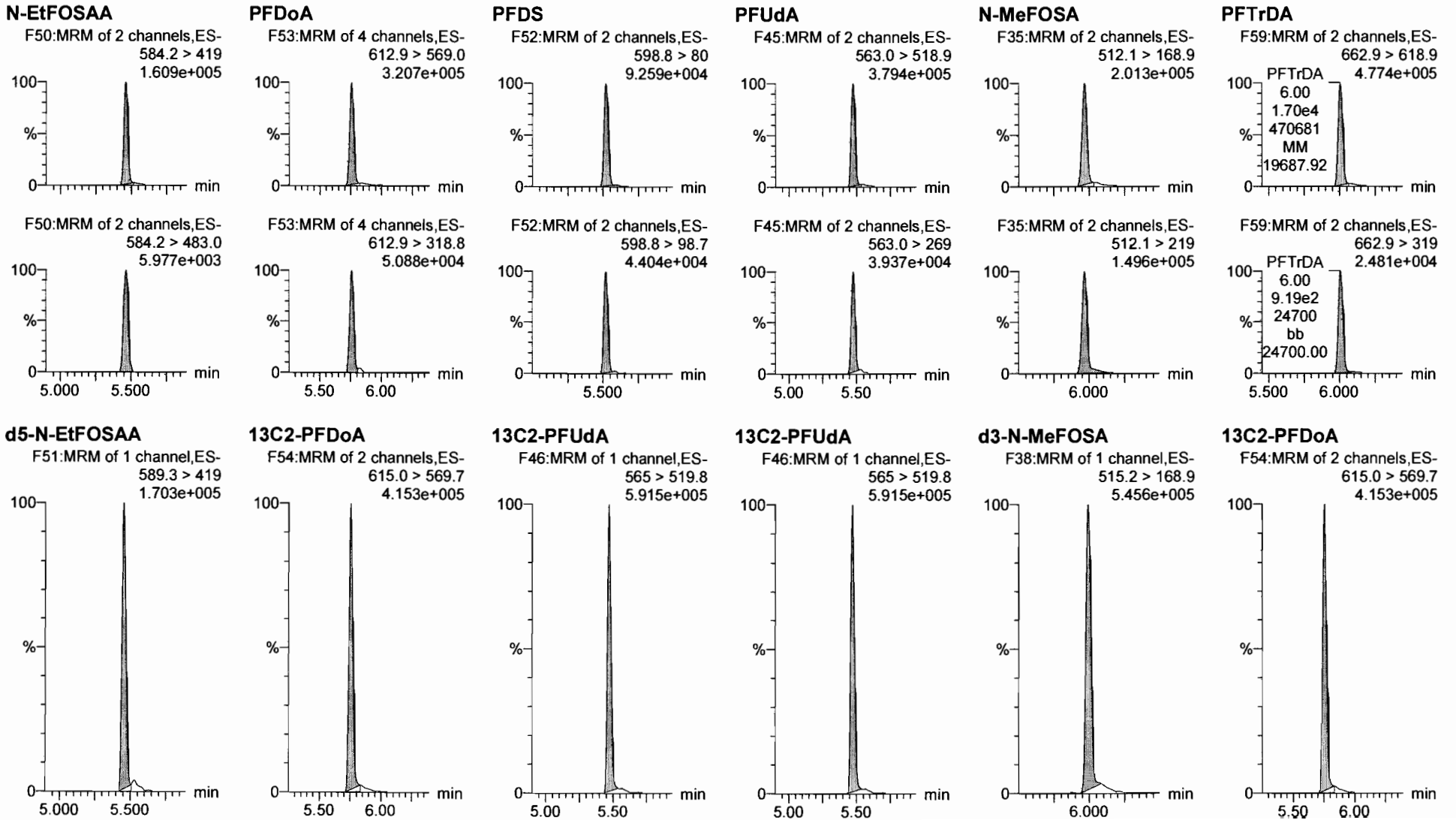


Dataset: F:\Projects\PFAS.PRO\Results\180228M1\180228M1-56.qld

Last Altered: Friday, March 02, 2018 09:08:59 Pacific Standard Time

Printed: Friday, March 02, 2018 09:10:29 Pacific Standard Time

Name: 180228M1\_56, Date: 01-Mar-2018, Time: 07:04:32, ID: ST180228M1-12 PFC CS3 18B2317, Description: PFC CS3 18B2317



Dataset: F:\Projects\PFAS.PRO\Results\180228M1\180228M1-56.qld

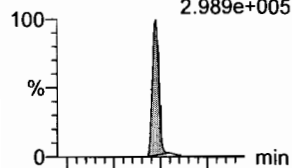
Last Altered: Friday, March 02, 2018 09:08:59 Pacific Standard Time

Printed: Friday, March 02, 2018 09:10:29 Pacific Standard Time

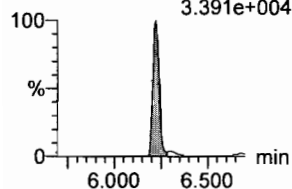
Name: 180228M1\_56, Date: 01-Mar-2018, Time: 07:04:32, ID: ST180228M1-12 PFC CS3 18B2317, Description: PFC CS3 18B2317

**PFTeDA**

F60:MRM of 2 channels,ES-  
712.9 > 668.8  
2.989e+005

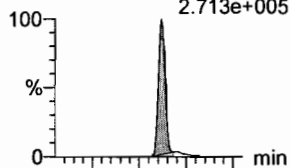


F60:MRM of 2 channels,ES-  
712.9 > 369  
3.391e+004

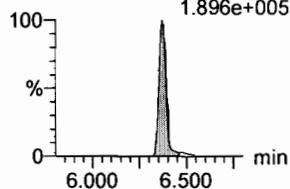


**N-EtFOSA**

F40:MRM of 2 channels,ES-  
526.1 > 168.9  
2.713e+005

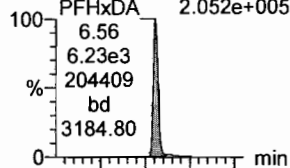


F40:MRM of 2 channels,ES-  
526.1 > 219  
1.896e+005

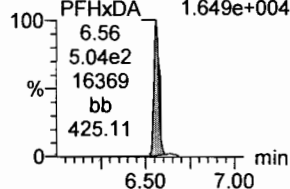


**PFHxDA**

F62:MRM of 2 channels,ES-  
813.1 > 768.6  
2.052e+005




F62:MRM of 2 channels,ES-  
813.1 > 219  
1.649e+004



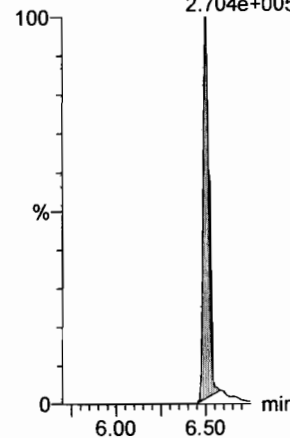
**PFODA**

F64:MRM of 1 channel,ES-  
913.1 > 868.8  
2.867e+005



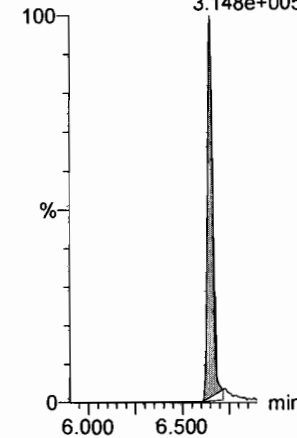
**N-MeFOSE**

F55:MRM of 1 channel,ES-  
616.1 > 58.9  
2.704e+005



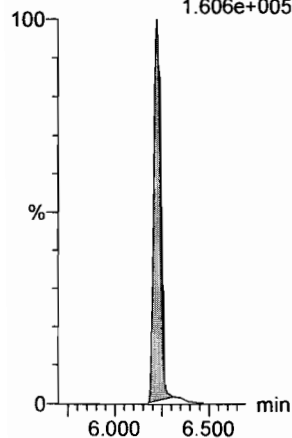
**N-EtFOSE**

F57:MRM of 1 channel,ES-  
630.1 > 58.9  
3.148e+005



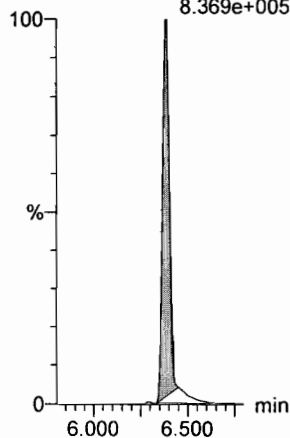
**13C2-PFTeDA**

F61:MRM of 2 channels,ES-  
714.8 > 669.6  
1.606e+005




**d5-N-ETFOSA**

F43:MRM of 1 channel,ES-  
531.1 > 168.9  
8.369e+005



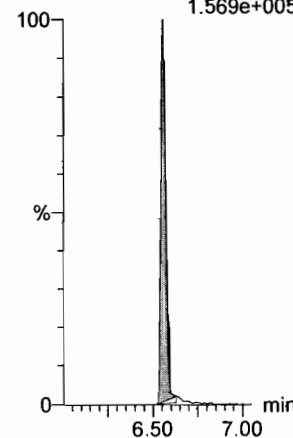
**13C2-PFHxDA**

F63:MRM of 1 channel,ES-  
815 > 769.7  
1.569e+005



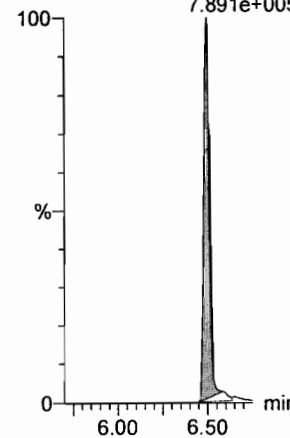
**13C2-PFHxDA**

F63:MRM of 1 channel,ES-  
815 > 769.7  
1.569e+005



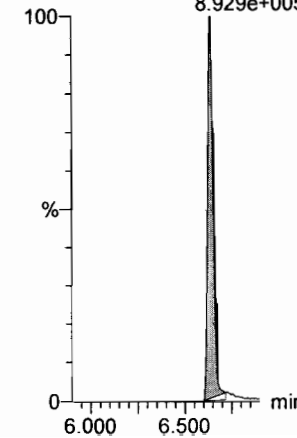
**d7-N-MeFOSE**

F56:MRM of 1 channel,ES-  
623.1 > 58.9  
7.891e+005



**d9-N-EtFOSE**

F58:MRM of 1 channel,ES-  
639.2 > 58.8  
8.929e+005

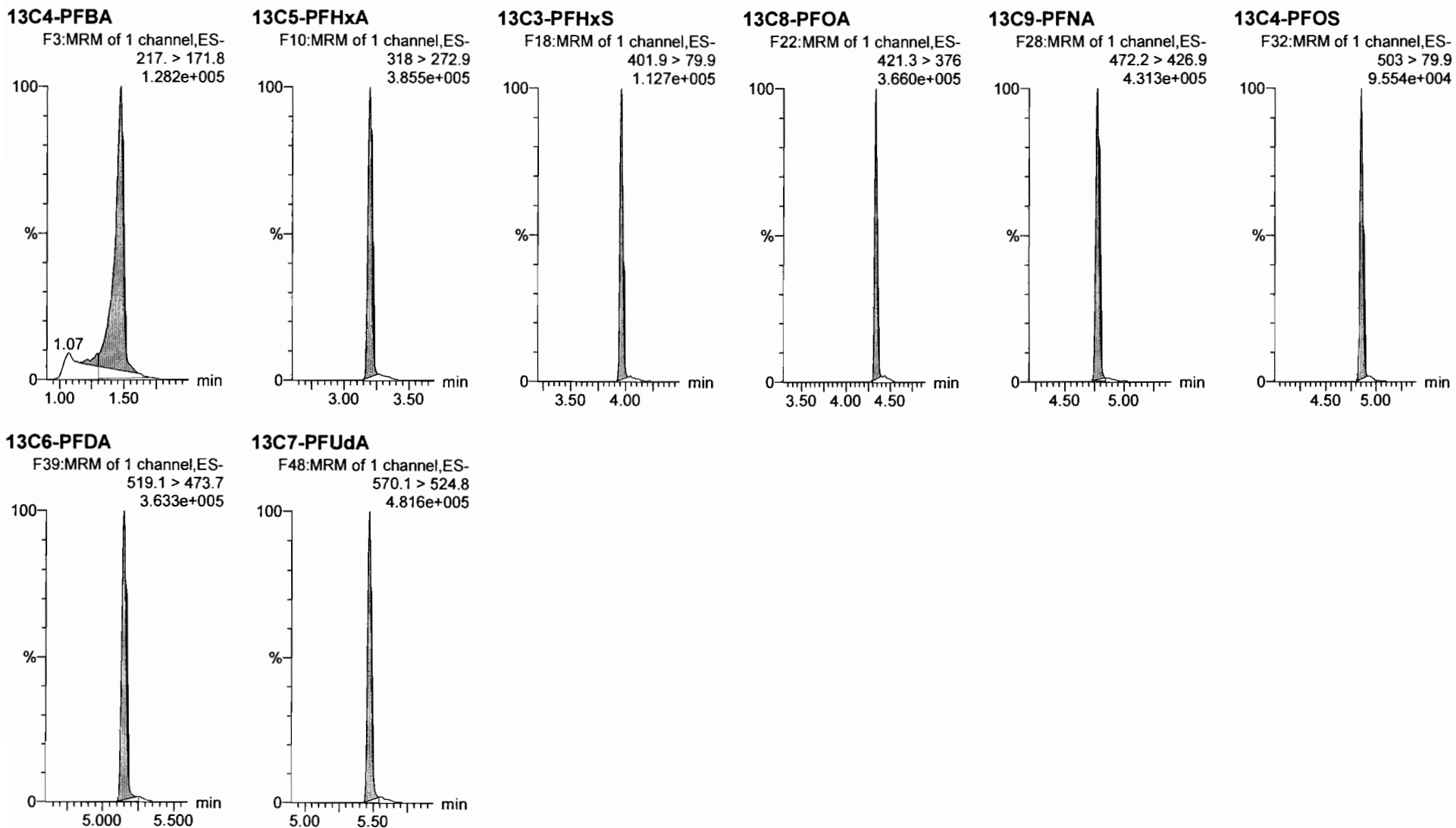


Dataset: F:\Projects\PFAS.PRO\Results\180228M1\180228M1-56.qld

Last Altered: Friday, March 02, 2018 09:08:59 Pacific Standard Time

Printed: Friday, March 02, 2018 09:10:29 Pacific Standard Time

Name: 180228M1\_56, Date: 01-Mar-2018, Time: 07:04:32, ID: ST180228M1-12 PFC CS3 18B2317, Description: PFC CS3 18B2317



Dataset: Untitled

Last Altered: Monday, March 05, 2018 12:20:57 Pacific Standard Time

Printed: Monday, March 05, 2018 12:21:13 Pacific Standard Time

Method: F:\Projects\PFAS.PRO\MethDB\PFAS\_RS-2-5-18.mdb 06 Feb 2018 10:46:28

Calibration: 05 Mar 2018 12:20:56

Name: 180301M1\_7, Date: 02-Mar-2018, Time: 01:49:10, ID: ST180301M1-6 PFC CS3 18B2317, Description: PFC CS3 18B2317

	# Name	ID	Area	%Rec	Area Out
1	1 13C4-PFBA	ST180301M1-6 PFC CS3 18B2317	6.94e3	100.0	NO
2	2 13C5-PFHxA	ST180301M1-6 PFC CS3 18B2317	1.19e4	100.0	NO
3	3 13C3-PFHxS	ST180301M1-6 PFC CS3 18B2317	3.18e3	100.0	NO
4	4 13C8-PFOA	ST180301M1-6 PFC CS3 18B2317	1.14e4	100.0	NO
5	5 13C9-PFNA	ST180301M1-6 PFC CS3 18B2317	1.03e4	100.0	NO
6	6 13C4-PFOS	ST180301M1-6 PFC CS3 18B2317	3.16e3	100.0	NO
7	7 13C6-PFDA	ST180301M1-6 PFC CS3 18B2317	1.35e4	100.0	NO
8	8 13C7-PFUDa	ST180301M1-6 PFC CS3 18B2317	1.36e4	100.0	NO

Name: 180301M1\_8, Date: 02-Mar-2018, Time: 02:00:37, ID: ST180301M1-7 PFC CS4 18B2318, Description: PFC CS4 18B2318

	# Name	ID	Area	%Rec	Area Out
1	1 13C4-PFBA	ST180301M1-7 PFC CS4 18B2318	8.47e3	122.1	NO
2	2 13C5-PFHxA	ST180301M1-7 PFC CS4 18B2318	1.46e4	122.2	NO
3	3 13C3-PFHxS	ST180301M1-7 PFC CS4 18B2318	3.24e3	102.0	NO
4	4 13C8-PFOA	ST180301M1-7 PFC CS4 18B2318	1.21e4	106.8	NO
5	5 13C9-PFNA	ST180301M1-7 PFC CS4 18B2318	1.25e4	121.3	NO
6	6 13C4-PFOS	ST180301M1-7 PFC CS4 18B2318	3.43e3	108.6	NO
7	7 13C6-PFDA	ST180301M1-7 PFC CS4 18B2318	1.10e4	81.5	NO
8	8 13C7-PFUDa	ST180301M1-7 PFC CS4 18B2318	1.34e4	98.5	NO

Name: 180301M1\_9, Date: 02-Mar-2018, Time: 02:12:06, ID: ST180301M1-8 PFC CS5 18B2319, Description: PFC CS5 18B2319

	# Name	ID	Area	%Rec	Area Out
1	1 13C4-PFBA	ST180301M1-8 PFC CS5 18B2319	8.55e3	123.3	NO
2	2 13C5-PFHxA	ST180301M1-8 PFC CS5 18B2319	1.26e4	105.2	NO
3	3 13C3-PFHxS	ST180301M1-8 PFC CS5 18B2319	2.89e3	91.0	NO
4	4 13C8-PFOA	ST180301M1-8 PFC CS5 18B2319	1.03e4	90.6	NO
5	5 13C9-PFNA	ST180301M1-8 PFC CS5 18B2319	1.13e4	109.7	NO
6	6 13C4-PFOS	ST180301M1-8 PFC CS5 18B2319	3.09e3	97.7	NO
7	7 13C6-PFDA	ST180301M1-8 PFC CS5 18B2319	1.28e4	94.9	NO
8	8 13C7-PFUDa	ST180301M1-8 PFC CS5 18B2319	1.40e4	102.3	NO

Name: 180301M1\_10, Date: 02-Mar-2018, Time: 02:23:33, ID: ST180301M1-9 PFC CS6 18B2320, Description: PFC CS6 18B2320

	# Name	ID	Area	%Rec	Area Out
1	1 13C4-PFBA	ST180301M1-9 PFC CS6 18B2320	7.41e3	106.8	NO
2	2 13C5-PFHxA	ST180301M1-9 PFC CS6 18B2320	1.24e4	103.6	NO
3	3 13C3-PFHxS	ST180301M1-9 PFC CS6 18B2320	2.93e3	92.1	NO
4	4 13C8-PFOA	ST180301M1-9 PFC CS6 18B2320	1.14e4	100.5	NO
5	5 13C9-PFNA	ST180301M1-9 PFC CS6 18B2320	1.12e4	108.9	NO
6	6 13C4-PFOS	ST180301M1-9 PFC CS6 18B2320	2.92e3	92.5	NO
7	7 13C6-PFDA	ST180301M1-9 PFC CS6 18B2320	1.26e4	93.6	NO
8	8 13C7-PFUDa	ST180301M1-9 PFC CS6 18B2320	1.35e4	98.7	NO

Dataset: Untitled

Last Altered: Monday, March 05, 2018 12:20:57 Pacific Standard Time

Printed: Monday, March 05, 2018 12:21:13 Pacific Standard Time

**Name: 180301M1\_11, Date: 02-Mar-2018, Time: 02:35:03, ID: ST180301M1-10 PFC CS7 18B2321, Description: PFC CS7 18B2321**

	# Name	ID	Area	%Rec	Area Out
1	1 13C4-PFBA	ST180301M1-10 PFC CS7 18B2321	8.38e3	120.8	NO
2	2 13C5-PFHxA	ST180301M1-10 PFC CS7 18B2321	1.09e4	91.1	NO
3	3 13C3-PFHxS	ST180301M1-10 PFC CS7 18B2321	2.39e3	75.2	NO
4	4 13C8-PFOA	ST180301M1-10 PFC CS7 18B2321	9.63e3	84.6	NO
5	5 13C9-PFNA	ST180301M1-10 PFC CS7 18B2321	1.04e4	101.5	NO
6	6 13C4-PFOS	ST180301M1-10 PFC CS7 18B2321	2.52e3	79.7	NO
7	7 13C6-PFDA	ST180301M1-10 PFC CS7 18B2321	8.91e3	66.0	NO
8	8 13C7-PFUdA	ST180301M1-10 PFC CS7 18B2321	1.27e4	93.1	NO

**Name: 180301M1\_12, Date: 02-Mar-2018, Time: 02:46:32, ID: IPA, Description: IPA**

	# Name	ID	Area	%Rec	Area Out
1	1 13C4-PFBA	IPA			NO
2	2 13C5-PFHxA	IPA			NO
3	3 13C3-PFHxS	IPA			NO
4	4 13C8-PFOA	IPA			NO
5	5 13C9-PFNA	IPA			NO
6	6 13C4-PFOS	IPA			NO
7	7 13C6-PFDA	IPA			NO
8	8 13C7-PFUdA	IPA			NO

**Name: 180301M1\_13, Date: 02-Mar-2018, Time: 02:58:02, ID: ICV180301M1-1 PFC ICV 18B2311, Description: PFC ICV 18B2311**

	# Name	ID	Area	%Rec	Area Out
1	1 13C4-PFBA	ICV180301M1-1 PFC ICV 18B2311	8.13e3	117.2	NO
2	2 13C5-PFHxA	ICV180301M1-1 PFC ICV 18B2311	1.33e4	111.8	NO
3	3 13C3-PFHxS	ICV180301M1-1 PFC ICV 18B2311	3.21e3	101.0	NO
4	4 13C8-PFOA	ICV180301M1-1 PFC ICV 18B2311	1.12e4	98.8	NO
5	5 13C9-PFNA	ICV180301M1-1 PFC ICV 18B2311	1.17e4	114.0	NO
6	6 13C4-PFOS	ICV180301M1-1 PFC ICV 18B2311	2.99e3	94.5	NO
7	7 13C6-PFDA	ICV180301M1-1 PFC ICV 18B2311	1.38e4	102.3	NO
8	8 13C7-PFUdA	ICV180301M1-1 PFC ICV 18B2311	1.46e4	106.9	NO

**Name: 180301M1\_14, Date: 02-Mar-2018, Time: 03:09:32, ID: IPA, Description: IPA**

	# Name	ID	Area	%Rec	Area Out
1	1 13C4-PFBA	IPA			NO
2	2 13C5-PFHxA	IPA			NO
3	3 13C3-PFHxS	IPA			NO
4	4 13C8-PFOA	IPA			NO
5	5 13C9-PFNA	IPA			NO
6	6 13C4-PFOS	IPA			NO
7	7 13C6-PFDA	IPA			NO
8	8 13C7-PFUdA	IPA			NO

Dataset: Untitled

Last Altered: Monday, March 05, 2018 12:20:57 Pacific Standard Time

Printed: Monday, March 05, 2018 12:21:13 Pacific Standard Time

**Name: 180301M1\_15, Date: 02-Mar-2018, Time: 03:21:00, ID: 1800342-20 WI-AF-MW-200-0218 0.11976, Description: WI-AF-MW-200-0218**

	# Name	ID	Area	%Rec	Area Out
1	1 13C4-PFBA	1800342-20 WI-AF-MW-200-0218 0.11...	9.97e3	143.8	NO
2	2 13C5-PFHxA	1800342-20 WI-AF-MW-200-0218 0.11...	1.10e4	91.9	NO
3	3 13C3-PFHxS	1800342-20 WI-AF-MW-200-0218 0.11...	2.73e3	85.7	NO
4	4 13C8-PFOA	1800342-20 WI-AF-MW-200-0218 0.11...	1.09e4	95.6	NO
5	5 13C9-PFNA	1800342-20 WI-AF-MW-200-0218 0.11...	1.25e4	121.7	NO
6	6 13C4-PFOS	1800342-20 WI-AF-MW-200-0218 0.11...	3.54e3	112.1	NO
7	7 13C6-PFDA	1800342-20 WI-AF-MW-200-0218 0.11...	1.40e4	103.7	NO
8	8 13C7-PFUDa	1800342-20 WI-AF-MW-200-0218 0.11...	1.28e4	93.5	NO

**Name: 180301M1\_16, Date: 02-Mar-2018, Time: 03:32:29, ID: 1800327-07 OF-FB44-0218 0.12118, Description: OF-FB44-0218**

	# Name	ID	Area	%Rec	Area Out
1	1 13C4-PFBA	1800327-07 OF-FB44-0218 0.12118	8.61e3	124.2	NO
2	2 13C5-PFHxA	1800327-07 OF-FB44-0218 0.12118	9.28e3	77.7	NO
3	3 13C3-PFHxS	1800327-07 OF-FB44-0218 0.12118	2.46e3	77.4	NO
4	4 13C8-PFOA	1800327-07 OF-FB44-0218 0.12118	8.54e3	75.0	NO
5	5 13C9-PFNA	1800327-07 OF-FB44-0218 0.12118	9.91e3	96.5	NO
6	6 13C4-PFOS	1800327-07 OF-FB44-0218 0.12118	2.24e3	70.9	NO
7	7 13C6-PFDA	1800327-07 OF-FB44-0218 0.12118	9.57e3	70.9	NO
8	8 13C7-PFUDa	1800327-07 OF-FB44-0218 0.12118	1.05e4	77.0	NO

**Name: 180301M1\_17, Date: 02-Mar-2018, Time: 03:43:58, ID: 1800327-08 OF-RW59-0218 0.1103, Description: OF-RW59-0218**

	# Name	ID	Area	%Rec	Area Out
1	1 13C4-PFBA	1800327-08 OF-RW59-0218 0.1103	8.02e3	115.6	NO
2	2 13C5-PFHxA	1800327-08 OF-RW59-0218 0.1103	9.43e3	79.0	NO
3	3 13C3-PFHxS	1800327-08 OF-RW59-0218 0.1103	2.07e3	65.2	NO
4	4 13C8-PFOA	1800327-08 OF-RW59-0218 0.1103	7.88e3	69.3	NO
5	5 13C9-PFNA	1800327-08 OF-RW59-0218 0.1103	7.19e3	70.0	NO
6	6 13C4-PFOS	1800327-08 OF-RW59-0218 0.1103	2.12e3	67.2	NO
7	7 13C6-PFDA	1800327-08 OF-RW59-0218 0.1103	8.06e3	59.7	NO
8	8 13C7-PFUDa	1800327-08 OF-RW59-0218 0.1103	1.10e4	80.4	NO

**Name: 180301M1\_18, Date: 02-Mar-2018, Time: 03:55:25, ID: 1800327-09 OF-FB59-0218 0.11633, Description: OF-FB59-0218**

	# Name	ID	Area	%Rec	Area Out
1	1 13C4-PFBA	1800327-09 OF-FB59-0218 0.11633	8.43e3	121.6	NO
2	2 13C5-PFHxA	1800327-09 OF-FB59-0218 0.11633	9.43e3	79.0	NO
3	3 13C3-PFHxS	1800327-09 OF-FB59-0218 0.11633	2.27e3	71.4	NO
4	4 13C8-PFOA	1800327-09 OF-FB59-0218 0.11633	7.56e3	66.5	NO
5	5 13C9-PFNA	1800327-09 OF-FB59-0218 0.11633	9.46e3	92.1	NO
6	6 13C4-PFOS	1800327-09 OF-FB59-0218 0.11633	2.40e3	76.0	NO
7	7 13C6-PFDA	1800327-09 OF-FB59-0218 0.11633	8.62e3	63.8	NO
8	8 13C7-PFUDa	1800327-09 OF-FB59-0218 0.11633	1.04e4	76.0	NO



Dataset: Untitled

Last Altered: Monday, March 05, 2018 12:20:57 Pacific Standard Time

Printed: Monday, March 05, 2018 12:21:13 Pacific Standard Time

Name: 180301M1\_19, Date: 02-Mar-2018, Time: 04:06:52, ID: 1800327-10 OF-RW03-0218 0.11147, Description: OF-RW03-0218

	# Name	ID	Area	%Rec	Area Out
1	1 13C4-PFBA	1800327-10 OF-RW03-0218 0.11147	8.13e3	117.2	NO
2	2 13C5-PFHxA	1800327-10 OF-RW03-0218 0.11147	9.78e3	82.0	NO
3	3 13C3-PFHxS	1800327-10 OF-RW03-0218 0.11147	2.19e3	68.7	NO
4	4 13C8-PFOA	1800327-10 OF-RW03-0218 0.11147	7.69e3	67.6	NO
5	5 13C9-PFNA	1800327-10 OF-RW03-0218 0.11147	8.30e3	80.7	NO
6	6 13C4-PFOS	1800327-10 OF-RW03-0218 0.11147	2.36e3	74.6	NO
7	7 13C6-PFDA	1800327-10 OF-RW03-0218 0.11147	8.82e3	65.4	NO
8	8 13C7-PFUDa	1800327-10 OF-RW03-0218 0.11147	1.07e4	78.7	NO

Name: 180301M1\_20, Date: 02-Mar-2018, Time: 04:18:19, ID: 1800327-11 OF-FB03-0218 0.11762, Description: OF-FB03-0218

	# Name	ID	Area	%Rec	Area Out
1	1 13C4-PFBA	1800327-11 OF-FB03-0218 0.11762	7.87e3	113.5	NO
2	2 13C5-PFHxA	1800327-11 OF-FB03-0218 0.11762	8.93e3	74.8	NO
3	3 13C3-PFHxS	1800327-11 OF-FB03-0218 0.11762	2.24e3	70.4	NO
4	4 13C8-PFOA	1800327-11 OF-FB03-0218 0.11762	6.96e3	61.2	NO
5	5 13C9-PFNA	1800327-11 OF-FB03-0218 0.11762	7.84e3	76.2	NO
6	6 13C4-PFOS	1800327-11 OF-FB03-0218 0.11762	2.60e3	82.3	NO
7	7 13C6-PFDA	1800327-11 OF-FB03-0218 0.11762	8.26e3	61.2	NO
8	8 13C7-PFUDa	1800327-11 OF-FB03-0218 0.11762	1.15e4	84.6	NO

Name: 180301M1\_21, Date: 02-Mar-2018, Time: 04:29:45, ID: 1800327-12 OF-RW37-0218 0.11621, Description: OF-RW37-0218

	# Name	ID	Area	%Rec	Area Out
1	1 13C4-PFBA	1800327-12 OF-RW37-0218 0.11621	7.77e3	112.0	NO
2	2 13C5-PFHxA	1800327-12 OF-RW37-0218 0.11621	8.11e3	68.0	NO
3	3 13C3-PFHxS	1800327-12 OF-RW37-0218 0.11621	2.45e3	77.0	NO
4	4 13C8-PFOA	1800327-12 OF-RW37-0218 0.11621	8.07e3	70.9	NO
5	5 13C9-PFNA	1800327-12 OF-RW37-0218 0.11621	6.88e3	66.9	NO
6	6 13C4-PFOS	1800327-12 OF-RW37-0218 0.11621	2.33e3	73.7	NO
7	7 13C6-PFDA	1800327-12 OF-RW37-0218 0.11621	8.31e3	61.6	NO
8	8 13C7-PFUDa	1800327-12 OF-RW37-0218 0.11621	9.57e3	70.1	NO

Name: 180301M1\_22, Date: 02-Mar-2018, Time: 04:41:15, ID: 1800327-13 OF-FB37-0218 0.1165, Description: OF-FB37-0218

	# Name	ID	Area	%Rec	Area Out
1	1 13C4-PFBA	1800327-13 OF-FB37-0218 0.1165	9.35e3	134.8	NO
2	2 13C5-PFHxA	1800327-13 OF-FB37-0218 0.1165	9.96e3	83.4	NO
3	3 13C3-PFHxS	1800327-13 OF-FB37-0218 0.1165	2.71e3	85.3	NO
4	4 13C8-PFOA	1800327-13 OF-FB37-0218 0.1165	8.13e3	71.5	NO
5	5 13C9-PFNA	1800327-13 OF-FB37-0218 0.1165	9.91e3	96.4	NO
6	6 13C4-PFOS	1800327-13 OF-FB37-0218 0.1165	2.35e3	74.3	NO
7	7 13C6-PFDA	1800327-13 OF-FB37-0218 0.1165	9.57e3	70.9	NO
8	8 13C7-PFUDa	1800327-13 OF-FB37-0218 0.1165	1.08e4	79.5	NO

Dataset: Untitled

Last Altered: Monday, March 05, 2018 12:20:57 Pacific Standard Time

Printed: Monday, March 05, 2018 12:21:13 Pacific Standard Time

**Name: 180301M1\_23, Date: 02-Mar-2018, Time: 04:52:36, ID: B8B0131-BS1 OPR 0.125, Description: OPR**

#	Name	ID	Area	%Rec	Area Out
1	1 13C4-PFBA	B8B0131-BS1 OPR 0.125	8.05e3	116.1	NO
2	2 13C5-PFHxA	B8B0131-BS1 OPR 0.125	8.94e3	74.9	NO
3	3 13C3-PFHxS	B8B0131-BS1 OPR 0.125	2.54e3	80.0	NO
4	4 13C8-PFOA	B8B0131-BS1 OPR 0.125	7.86e3	69.1	NO
5	5 13C9-PFNA	B8B0131-BS1 OPR 0.125	9.07e3	88.2	NO
6	6 13C4-PFOS	B8B0131-BS1 OPR 0.125	2.50e3	79.2	NO
7	7 13C6-PFDA	B8B0131-BS1 OPR 0.125	9.82e3	72.8	NO
8	8 13C7-PFUDa	B8B0131-BS1 OPR 0.125	1.31e4	95.7	NO

**Name: 180301M1\_24, Date: 02-Mar-2018, Time: 05:04:03, ID: B8B0131-BLK1 Method Blank 0.125, Description: Method Blank**

#	Name	ID	Area	%Rec	Area Out
1	1 13C4-PFBA	B8B0131-BLK1 Method Blank 0.125	6.95e3	100.2	NO
2	2 13C5-PFHxA	B8B0131-BLK1 Method Blank 0.125	8.78e3	73.6	NO
3	3 13C3-PFHxS	B8B0131-BLK1 Method Blank 0.125	2.38e3	74.9	NO
4	4 13C8-PFOA	B8B0131-BLK1 Method Blank 0.125	8.38e3	73.6	NO
5	5 13C9-PFNA	B8B0131-BLK1 Method Blank 0.125	9.66e3	94.0	NO
6	6 13C4-PFOS	B8B0131-BLK1 Method Blank 0.125	2.34e3	73.9	NO
7	7 13C6-PFDA	B8B0131-BLK1 Method Blank 0.125	1.01e4	75.2	NO
8	8 13C7-PFUDa	B8B0131-BLK1 Method Blank 0.125	1.09e4	79.5	NO

**Name: 180301M1\_25, Date: 02-Mar-2018, Time: 05:15:33, ID: B8B0131-MS1 Matrix Spike 0.12126, Description: Matrix Spike**

#	Name	ID	Area	%Rec	Area Out
1	1 13C4-PFBA	B8B0131-MS1 Matrix Spike 0.12126	4.34e3	62.6	NO
2	2 13C5-PFHxA	B8B0131-MS1 Matrix Spike 0.12126	4.65e3	38.9	YES
3	3 13C3-PFHxS	B8B0131-MS1 Matrix Spike 0.12126	2.45e3	77.1	NO
4	4 13C8-PFOA	B8B0131-MS1 Matrix Spike 0.12126	4.90e3	43.0	YES
5	5 13C9-PFNA	B8B0131-MS1 Matrix Spike 0.12126	5.73e3	55.8	NO
6	6 13C4-PFOS	B8B0131-MS1 Matrix Spike 0.12126	2.31e3	73.1	NO
7	7 13C6-PFDA	B8B0131-MS1 Matrix Spike 0.12126	7.46e3	55.2	NO
8	8 13C7-PFUDa	B8B0131-MS1 Matrix Spike 0.12126	8.49e3	62.2	NO

**Name: 180301M1\_26, Date: 02-Mar-2018, Time: 05:27:03, ID: B8B0131-MSD1 Matrix Spike Dup 0.11914, Description: Matrix Spike Dup**

#	Name	ID	Area	%Rec	Area Out
1	1 13C4-PFBA	B8B0131-MSD1 Matrix Spike Dup 0.11914	5.44e3	78.4	NO
2	2 13C5-PFHxA	B8B0131-MSD1 Matrix Spike Dup 0.11914	6.28e3	52.6	NO
3	3 13C3-PFHxS	B8B0131-MSD1 Matrix Spike Dup 0.11914	2.24e3	70.5	NO
4	4 13C8-PFOA	B8B0131-MSD1 Matrix Spike Dup 0.11914	5.15e3	45.2	YES
5	5 13C9-PFNA	B8B0131-MSD1 Matrix Spike Dup 0.11914	6.93e3	67.4	NO
6	6 13C4-PFOS	B8B0131-MSD1 Matrix Spike Dup 0.11914	2.52e3	79.7	NO
7	7 13C6-PFDA	B8B0131-MSD1 Matrix Spike Dup 0.11914	8.23e3	61.0	NO
8	8 13C7-PFUDa	B8B0131-MSD1 Matrix Spike Dup 0.11914	1.01e4	74.1	NO

Dataset: Untitled

Last Altered: Monday, March 05, 2018 12:20:57 Pacific Standard Time

Printed: Monday, March 05, 2018 12:21:13 Pacific Standard Time

**Name: 180301M1\_27, Date: 02-Mar-2018, Time: 05:38:31, ID: 1800329-01 OF-RW59-INF01-0218 0.11462,**  
**Description: OF-RW59-INF01-0218**

	# Name	ID	Area	%Rec	Area Out
1	1 13C4-PFBA	1800329-01 OF-RW59-INF01-0218 0.1...	7.96e3	114.7	NO
2	2 13C5-PFHxA	1800329-01 OF-RW59-INF01-0218 0.1...	8.86e3	74.2	NO
3	3 13C3-PFHxS	1800329-01 OF-RW59-INF01-0218 0.1...	2.45e3	77.2	NO
4	4 13C8-PFOA	1800329-01 OF-RW59-INF01-0218 0.1...	8.24e3	72.4	NO
5	5 13C9-PFNA	1800329-01 OF-RW59-INF01-0218 0.1...	8.84e3	86.0	NO
6	6 13C4-PFOS	1800329-01 OF-RW59-INF01-0218 0.1...	2.30e3	72.9	NO
7	7 13C6-PFDA	1800329-01 OF-RW59-INF01-0218 0.1...	1.11e4	82.4	NO
8	8 13C7-PFUDa	1800329-01 OF-RW59-INF01-0218 0.1...	1.10e4	80.6	NO

**Name: 180301M1\_28, Date: 02-Mar-2018, Time: 05:50:02, ID: 1800329-02 OF-RW59-INF01P-0218 0.11789,**  
**Description: OF-RW59-INF01P-0218**

	# Name	ID	Area	%Rec	Area Out
1	1 13C4-PFBA	1800329-02 OF-RW59-INF01P-0218 0....	8.31e3	119.8	NO
2	2 13C5-PFHxA	1800329-02 OF-RW59-INF01P-0218 0....	1.00e4	83.7	NO
3	3 13C3-PFHxS	1800329-02 OF-RW59-INF01P-0218 0....	2.77e3	87.1	NO
4	4 13C8-PFOA	1800329-02 OF-RW59-INF01P-0218 0....	8.88e3	78.0	NO
5	5 13C9-PFNA	1800329-02 OF-RW59-INF01P-0218 0....	9.44e3	91.9	NO
6	6 13C4-PFOS	1800329-02 OF-RW59-INF01P-0218 0....	3.10e3	98.2	NO
7	7 13C6-PFDA	1800329-02 OF-RW59-INF01P-0218 0....	1.14e4	84.2	NO
8	8 13C7-PFUDa	1800329-02 OF-RW59-INF01P-0218 0....	1.12e4	82.4	NO

**Name: 180301M1\_29, Date: 02-Mar-2018, Time: 06:01:31, ID: 1800329-03 OF-RW59-MID01-0218 0.11984,**  
**Description: OF-RW59-MID01-0218**

	# Name	ID	Area	%Rec	Area Out
1	1 13C4-PFBA	1800329-03 OF-RW59-MID01-0218 0.1...	6.90e3	99.5	NO
2	2 13C5-PFHxA	1800329-03 OF-RW59-MID01-0218 0.1...	8.72e3	73.1	NO
3	3 13C3-PFHxS	1800329-03 OF-RW59-MID01-0218 0.1...	2.15e3	67.7	NO
4	4 13C8-PFOA	1800329-03 OF-RW59-MID01-0218 0.1...	7.91e3	69.5	NO
5	5 13C9-PFNA	1800329-03 OF-RW59-MID01-0218 0.1...	7.82e3	76.1	NO
6	6 13C4-PFOS	1800329-03 OF-RW59-MID01-0218 0.1...	2.30e3	72.9	NO
7	7 13C6-PFDA	1800329-03 OF-RW59-MID01-0218 0.1...	8.00e3	59.3	NO
8	8 13C7-PFUDa	1800329-03 OF-RW59-MID01-0218 0.1...	1.16e4	85.2	NO

**Name: 180301M1\_30, Date: 02-Mar-2018, Time: 06:13:01, ID: 1800329-04 OF-RW59-EFF01-0218 0.1216,**  
**Description: OF-RW59-EFF01-0218**

	# Name	ID	Area	%Rec	Area Out
1	1 13C4-PFBA	1800329-04 OF-RW59-EFF01-0218 0.1...	8.19e3	118.1	NO
2	2 13C5-PFHxA	1800329-04 OF-RW59-EFF01-0218 0.1...	9.39e3	78.7	NO
3	3 13C3-PFHxS	1800329-04 OF-RW59-EFF01-0218 0.1...	2.36e3	74.3	NO
4	4 13C8-PFOA	1800329-04 OF-RW59-EFF01-0218 0.1...	7.81e3	68.6	NO
5	5 13C9-PFNA	1800329-04 OF-RW59-EFF01-0218 0.1...	9.95e3	96.8	NO
6	6 13C4-PFOS	1800329-04 OF-RW59-EFF01-0218 0.1...	2.18e3	68.9	NO
7	7 13C6-PFDA	1800329-04 OF-RW59-EFF01-0218 0.1...	9.44e3	69.9	NO
8	8 13C7-PFUDa	1800329-04 OF-RW59-EFF01-0218 0.1...	1.18e4	86.4	NO

Dataset: Untitled

Last Altered: Monday, March 05, 2018 12:20:57 Pacific Standard Time

Printed: Monday, March 05, 2018 12:21:13 Pacific Standard Time

**Name: 180301M1\_31, Date: 02-Mar-2018, Time: 06:24:29, ID: 1800329-05 OF-RW59-FB01-0218 0.11314, Description: OF-RW59-FB01-0218**

	# Name	ID	Area	%Rec	Area Out
1	1 13C4-PFBA	1800329-05 OF-RW59-FB01-0218 0.11...	6.75e3	97.4	NO
2	2 13C5-PFHxA	1800329-05 OF-RW59-FB01-0218 0.11...	8.01e3	67.1	NO
3	3 13C3-PFHxS	1800329-05 OF-RW59-FB01-0218 0.11...	2.30e3	72.3	NO
4	4 13C8-PFOA	1800329-05 OF-RW59-FB01-0218 0.11...	7.35e3	64.6	NO
5	5 13C9-PFNA	1800329-05 OF-RW59-FB01-0218 0.11...	8.06e3	78.4	NO
6	6 13C4-PFOS	1800329-05 OF-RW59-FB01-0218 0.11...	2.53e3	80.1	NO
7	7 13C6-PFDA	1800329-05 OF-RW59-FB01-0218 0.11...	8.25e3	61.1	NO
8	8 13C7-PFUDa	1800329-05 OF-RW59-FB01-0218 0.11...	9.95e3	72.9	NO

**Name: 180301M1\_32, Date: 02-Mar-2018, Time: 06:35:56, ID: 1800329-06 OF-RW08-INF01-0218 0.12179, Description: OF-RW08-INF01-0218**

	# Name	ID	Area	%Rec	Area Out
1	1 13C4-PFBA	1800329-06 OF-RW08-INF01-0218 0.1...	7.86e3	113.3	NO
2	2 13C5-PFHxA	1800329-06 OF-RW08-INF01-0218 0.1...	8.93e3	74.8	NO
3	3 13C3-PFHxS	1800329-06 OF-RW08-INF01-0218 0.1...	2.36e3	74.3	NO
4	4 13C8-PFOA	1800329-06 OF-RW08-INF01-0218 0.1...	7.96e3	70.0	NO
5	5 13C9-PFNA	1800329-06 OF-RW08-INF01-0218 0.1...	9.43e3	91.7	NO
6	6 13C4-PFOS	1800329-06 OF-RW08-INF01-0218 0.1...	2.40e3	76.1	NO
7	7 13C6-PFDA	1800329-06 OF-RW08-INF01-0218 0.1...	9.57e3	70.9	NO
8	8 13C7-PFUDa	1800329-06 OF-RW08-INF01-0218 0.1...	1.20e4	87.8	NO

**Name: 180301M1\_33, Date: 02-Mar-2018, Time: 06:47:18, ID: 1800329-07 OF-RW08-MID01-0218 0.10892, Description: OF-RW08-MID01-0218**

	# Name	ID	Area	%Rec	Area Out
1	1 13C4-PFBA	1800329-07 OF-RW08-MID01-0218 0.1...	4.89e3	70.5	NO
2	2 13C5-PFHxA	1800329-07 OF-RW08-MID01-0218 0.1...	5.43e3	45.4	YES
3	3 13C3-PFHxS	1800329-07 OF-RW08-MID01-0218 0.1...	2.28e3	71.7	NO
4	4 13C8-PFOA	1800329-07 OF-RW08-MID01-0218 0.1...	4.75e3	41.7	YES
5	5 13C9-PFNA	1800329-07 OF-RW08-MID01-0218 0.1...	6.54e3	63.7	NO
6	6 13C4-PFOS	1800329-07 OF-RW08-MID01-0218 0.1...	2.63e3	83.1	NO
7	7 13C6-PFDA	1800329-07 OF-RW08-MID01-0218 0.1...	6.81e3	50.5	NO
8	8 13C7-PFUDa	1800329-07 OF-RW08-MID01-0218 0.1...	8.34e3	61.1	NO

**Name: 180301M1\_34, Date: 02-Mar-2018, Time: 06:58:45, ID: IPA, Description: IPA**

	# Name	ID	Area	%Rec	Area Out
1	1 13C4-PFBA	IPA			NO
2	2 13C5-PFHxA	IPA			NO
3	3 13C3-PFHxS	IPA			NO
4	4 13C8-PFOA	IPA			NO
5	5 13C9-PFNA	IPA			NO
6	6 13C4-PFOS	IPA			NO
7	7 13C6-PFDA	IPA			NO
8	8 13C7-PFUDa	IPA			NO

Dataset: Untitled

Last Altered: Monday, March 05, 2018 12:20:57 Pacific Standard Time

Printed: Monday, March 05, 2018 12:21:13 Pacific Standard Time

**Name: 180301M1\_35, Date: 02-Mar-2018, Time: 07:10:14, ID: ST180301M1-11 PFC CS3 18B2317, Description: PFC CS3 18B2317**

	# Name	ID	Area	%Rec	Area Out
1	1 13C4-PFBA	ST180301M1-11 PFC CS3 18B2317	7.31e3	105.4	NO
2	2 13C5-PFHxA	ST180301M1-11 PFC CS3 18B2317	1.51e4	126.3	NO
3	3 13C3-PFHxS	ST180301M1-11 PFC CS3 18B2317	3.09e3	97.2	NO
4	4 13C8-PFOA	ST180301M1-11 PFC CS3 18B2317	1.06e4	93.2	NO
5	5 13C9-PFNA	ST180301M1-11 PFC CS3 18B2317	1.14e4	111.4	NO
6	6 13C4-PFOS	ST180301M1-11 PFC CS3 18B2317	3.29e3	104.1	NO
7	7 13C6-PFDA	ST180301M1-11 PFC CS3 18B2317	1.48e4	109.8	NO
8	8 13C7-PFUDa	ST180301M1-11 PFC CS3 18B2317	1.59e4	116.5	NO

**Name: 180301M1\_36, Date: 02-Mar-2018, Time: 07:21:44, ID: IPA, Description: IPA**

	# Name	ID	Area	%Rec	Area Out
1	1 13C4-PFBA	IPA			NO
2	2 13C5-PFHxA	IPA			NO
3	3 13C3-PFHxS	IPA			NO
4	4 13C8-PFOA	IPA			NO
5	5 13C9-PFNA	IPA			NO
6	6 13C4-PFOS	IPA			NO
7	7 13C6-PFDA	IPA			NO
8	8 13C7-PFUDa	IPA			NO

**Name: 180301M1\_37, Date: 02-Mar-2018, Time: 07:33:13, ID: 1800329-08 OF-RW08-EFF01-0218 0.12262, Description: OF-RW08-EFF01-0218**

	# Name	ID	Area	%Rec	Area Out
1	1 13C4-PFBA	1800329-08 OF-RW08-EFF01-0218 0.1...	5.11e3	73.7	NO
2	2 13C5-PFHxA	1800329-08 OF-RW08-EFF01-0218 0.1...	6.30e3	52.8	NO
3	3 13C3-PFHxS	1800329-08 OF-RW08-EFF01-0218 0.1...	2.25e3	70.8	NO
4	4 13C8-PFOA	1800329-08 OF-RW08-EFF01-0218 0.1...	5.18e3	45.6	YES
5	5 13C9-PFNA	1800329-08 OF-RW08-EFF01-0218 0.1...	6.89e3	67.0	NO
6	6 13C4-PFOS	1800329-08 OF-RW08-EFF01-0218 0.1...	2.39e3	75.6	NO
7	7 13C6-PFDA	1800329-08 OF-RW08-EFF01-0218 0.1...	6.69e3	49.6	YES
8	8 13C7-PFUDa	1800329-08 OF-RW08-EFF01-0218 0.1...	9.47e3	69.4	NO

**Name: 180301M1\_38, Date: 02-Mar-2018, Time: 07:44:43, ID: 1800329-09 OF-RW08-FB01-0218 0.12173, Description: OF-RW08-FB01-0218**

	# Name	ID	Area	%Rec	Area Out
1	1 13C4-PFBA	1800329-09 OF-RW08-FB01-0218 0.12...	7.63e3	110.0	NO
2	2 13C5-PFHxA	1800329-09 OF-RW08-FB01-0218 0.12...	8.73e3	73.1	NO
3	3 13C3-PFHxS	1800329-09 OF-RW08-FB01-0218 0.12...	2.39e3	75.2	NO
4	4 13C8-PFOA	1800329-09 OF-RW08-FB01-0218 0.12...	7.42e3	65.2	NO
5	5 13C9-PFNA	1800329-09 OF-RW08-FB01-0218 0.12...	8.25e3	80.2	NO
6	6 13C4-PFOS	1800329-09 OF-RW08-FB01-0218 0.12...	2.18e3	68.9	NO
7	7 13C6-PFDA	1800329-09 OF-RW08-FB01-0218 0.12...	9.54e3	70.7	NO
8	8 13C7-PFUDa	1800329-09 OF-RW08-FB01-0218 0.12...	1.04e4	76.2	NO

Dataset: Untitled

Last Altered: Monday, March 05, 2018 12:20:57 Pacific Standard Time

Printed: Monday, March 05, 2018 12:21:13 Pacific Standard Time

**Name: 180301M1\_39, Date: 02-Mar-2018, Time: 07:56:13, ID: 1800329-10 OF-RW63-INF01-0218 0.11237,**  
**Description: OF-RW63-INF01-0218**

	# Name	ID	Area	%Rec	Area Out
1	1 13C4-PFBA	1800329-10 OF-RW63-INF01-0218 0.1...	6.46e3	93.1	NO
2	2 13C5-PFHxA	1800329-10 OF-RW63-INF01-0218 0.1...	7.72e3	64.6	NO
3	3 13C3-PFHxS	1800329-10 OF-RW63-INF01-0218 0.1...	2.26e3	71.1	NO
4	4 13C8-PFOA	1800329-10 OF-RW63-INF01-0218 0.1...	6.83e3	60.0	NO
5	5 13C9-PFNA	1800329-10 OF-RW63-INF01-0218 0.1...	9.23e3	89.8	NO
6	6 13C4-PFOS	1800329-10 OF-RW63-INF01-0218 0.1...	2.78e3	88.0	NO
7	7 13C6-PFDA	1800329-10 OF-RW63-INF01-0218 0.1...	9.38e3	69.5	NO
8	8 13C7-PFUDa	1800329-10 OF-RW63-INF01-0218 0.1...	9.04e3	66.3	NO

**Name: 180301M1\_40, Date: 02-Mar-2018, Time: 08:07:43, ID: 1800329-11 OF-RW63-MID01-0218 0.11515,**  
**Description: OF-RW63-MID01-0218**

	# Name	ID	Area	%Rec	Area Out
1	1 13C4-PFBA	1800329-11 OF-RW63-MID01-0218 0.1...	6.09e3	87.9	NO
2	2 13C5-PFHxA	1800329-11 OF-RW63-MID01-0218 0.1...	7.40e3	62.0	NO
3	3 13C3-PFHxS	1800329-11 OF-RW63-MID01-0218 0.1...	2.78e3	87.5	NO
4	4 13C8-PFOA	1800329-11 OF-RW63-MID01-0218 0.1...	7.55e3	66.3	NO
5	5 13C9-PFNA	1800329-11 OF-RW63-MID01-0218 0.1...	7.48e3	72.8	NO
6	6 13C4-PFOS	1800329-11 OF-RW63-MID01-0218 0.1...	2.96e3	93.5	NO
7	7 13C6-PFDA	1800329-11 OF-RW63-MID01-0218 0.1...	8.01e3	59.3	NO
8	8 13C7-PFUDa	1800329-11 OF-RW63-MID01-0218 0.1...	9.85e3	72.2	NO

**Name: 180301M1\_41, Date: 02-Mar-2018, Time: 08:19:12, ID: 1800329-12 OF-RW63-EFF01-0218 0.12129,**  
**Description: OF-RW63-EFF01-0218**

	# Name	ID	Area	%Rec	Area Out
1	1 13C4-PFBA	1800329-12 OF-RW63-EFF01-0218 0.1...	6.68e3	96.4	NO
2	2 13C5-PFHxA	1800329-12 OF-RW63-EFF01-0218 0.1...	8.79e3	73.6	NO
3	3 13C3-PFHxS	1800329-12 OF-RW63-EFF01-0218 0.1...	2.75e3	86.5	NO
4	4 13C8-PFOA	1800329-12 OF-RW63-EFF01-0218 0.1...	8.54e3	75.1	NO
5	5 13C9-PFNA	1800329-12 OF-RW63-EFF01-0218 0.1...	7.98e3	77.7	NO
6	6 13C4-PFOS	1800329-12 OF-RW63-EFF01-0218 0.1...	2.83e3	89.4	NO
7	7 13C6-PFDA	1800329-12 OF-RW63-EFF01-0218 0.1...	1.03e4	76.3	NO
8	8 13C7-PFUDa	1800329-12 OF-RW63-EFF01-0218 0.1...	8.96e3	65.6	NO

**Name: 180301M1\_42, Date: 02-Mar-2018, Time: 08:30:41, ID: 1800329-13 OF-RW63-FB01-0218 0.12066,**  
**Description: OF-RW63-FB01-0218**

	# Name	ID	Area	%Rec	Area Out
1	1 13C4-PFBA	1800329-13 OF-RW63-FB01-0218 0.12...	8.25e3	118.9	NO
2	2 13C5-PFHxA	1800329-13 OF-RW63-FB01-0218 0.12...	9.85e3	82.5	NO
3	3 13C3-PFHxS	1800329-13 OF-RW63-FB01-0218 0.12...	2.54e3	80.0	NO
4	4 13C8-PFOA	1800329-13 OF-RW63-FB01-0218 0.12...	8.82e3	77.5	NO
5	5 13C9-PFNA	1800329-13 OF-RW63-FB01-0218 0.12...	9.68e3	94.2	NO
6	6 13C4-PFOS	1800329-13 OF-RW63-FB01-0218 0.12...	2.56e3	81.1	NO
7	7 13C6-PFDA	1800329-13 OF-RW63-FB01-0218 0.12...	1.14e4	84.8	NO
8	8 13C7-PFUDa	1800329-13 OF-RW63-FB01-0218 0.12...	1.13e4	82.9	NO

Dataset: Untitled

Last Altered: Monday, March 05, 2018 12:20:57 Pacific Standard Time

Printed: Monday, March 05, 2018 12:21:13 Pacific Standard Time

**Name: 180301M1\_43, Date: 02-Mar-2018, Time: 08:42:11, ID: 1800329-14 OF-RW44-INF01-0218 0.11484,**  
**Description: OF-RW44-INF01-0218**

	# Name	ID	Area	%Rec	Area Out
1	1 13C4-PFBA	1800329-14 OF-RW44-INF01-0218 0.1...	8.61e3	124.2	NO
2	2 13C5-PFHxA	1800329-14 OF-RW44-INF01-0218 0.1...	9.76e3	81.7	NO
3	3 13C3-PFHxS	1800329-14 OF-RW44-INF01-0218 0.1...	2.44e3	76.7	NO
4	4 13C8-PFOA	1800329-14 OF-RW44-INF01-0218 0.1...	8.69e3	76.4	NO
5	5 13C9-PFNA	1800329-14 OF-RW44-INF01-0218 0.1...	8.53e3	83.0	NO
6	6 13C4-PFOS	1800329-14 OF-RW44-INF01-0218 0.1...	2.83e3	89.7	NO
7	7 13C6-PFDA	1800329-14 OF-RW44-INF01-0218 0.1...	7.92e3	58.7	NO
8	8 13C7-PFUDa	1800329-14 OF-RW44-INF01-0218 0.1...	9.56e3	70.0	NO

**Name: 180301M1\_44, Date: 02-Mar-2018, Time: 08:53:41, ID: 1800329-15 OF-RW44-MID01-0218 0.12094,**  
**Description: OF-RW44-MID01-0218**

	# Name	ID	Area	%Rec	Area Out
1	1 13C4-PFBA	1800329-15 OF-RW44-MID01-0218 0.1...	6.49e3	93.6	NO
2	2 13C5-PFHxA	1800329-15 OF-RW44-MID01-0218 0.1...	8.68e3	72.7	NO
3	3 13C3-PFHxS	1800329-15 OF-RW44-MID01-0218 0.1...	2.21e3	69.4	NO
4	4 13C8-PFOA	1800329-15 OF-RW44-MID01-0218 0.1...	7.76e3	68.2	NO
5	5 13C9-PFNA	1800329-15 OF-RW44-MID01-0218 0.1...	8.61e3	83.7	NO
6	6 13C4-PFOS	1800329-15 OF-RW44-MID01-0218 0.1...	2.54e3	80.3	NO
7	7 13C6-PFDA	1800329-15 OF-RW44-MID01-0218 0.1...	8.90e3	65.9	NO
8	8 13C7-PFUDa	1800329-15 OF-RW44-MID01-0218 0.1...	1.10e4	80.5	NO

**Name: 180301M1\_45, Date: 02-Mar-2018, Time: 09:05:10, ID: 1800329-16 OF-RW44-EFF01-0218 0.11743,**  
**Description: OF-RW44-EFF01-0218**

	# Name	ID	Area	%Rec	Area Out
1	1 13C4-PFBA	1800329-16 OF-RW44-EFF01-0218 0.1...	7.52e3	108.4	NO
2	2 13C5-PFHxA	1800329-16 OF-RW44-EFF01-0218 0.1...	8.83e3	74.0	NO
3	3 13C3-PFHxS	1800329-16 OF-RW44-EFF01-0218 0.1...	2.05e3	64.5	NO
4	4 13C8-PFOA	1800329-16 OF-RW44-EFF01-0218 0.1...	8.64e3	75.9	NO
5	5 13C9-PFNA	1800329-16 OF-RW44-EFF01-0218 0.1...	9.21e3	89.7	NO
6	6 13C4-PFOS	1800329-16 OF-RW44-EFF01-0218 0.1...	2.40e3	76.0	NO
7	7 13C6-PFDA	1800329-16 OF-RW44-EFF01-0218 0.1...	9.24e3	68.4	NO
8	8 13C7-PFUDa	1800329-16 OF-RW44-EFF01-0218 0.1...	1.23e4	90.0	NO

**Name: 180301M1\_46, Date: 02-Mar-2018, Time: 09:16:31, ID: 1800329-17 OF-RW44-FB01-0218 0.12155,**  
**Description: OF-RW44-FB01-0218**

	# Name	ID	Area	%Rec	Area Out
1	1 13C4-PFBA	1800329-17 OF-RW44-FB01-0218 0.12...	8.14e3	117.4	NO
2	2 13C5-PFHxA	1800329-17 OF-RW44-FB01-0218 0.12...	9.37e3	78.5	NO
3	3 13C3-PFHxS	1800329-17 OF-RW44-FB01-0218 0.12...	2.42e3	76.2	NO
4	4 13C8-PFOA	1800329-17 OF-RW44-FB01-0218 0.12...	8.52e3	74.9	NO
5	5 13C9-PFNA	1800329-17 OF-RW44-FB01-0218 0.12...	1.00e4	97.7	NO
6	6 13C4-PFOS	1800329-17 OF-RW44-FB01-0218 0.12...	2.35e3	74.3	NO
7	7 13C6-PFDA	1800329-17 OF-RW44-FB01-0218 0.12...	9.62e3	71.2	NO
8	8 13C7-PFUDa	1800329-17 OF-RW44-FB01-0218 0.12...	1.17e4	85.7	NO

Dataset: Untitled

Last Altered: Monday, March 05, 2018 12:20:57 Pacific Standard Time

Printed: Monday, March 05, 2018 12:21:13 Pacific Standard Time

**Name: 180301M1\_47, Date: 02-Mar-2018, Time: 09:27:58, ID: 1800329-18 OF-RW42B-INF01-0218 0.11569, Description: OF-RW42B-INF01-0218**

	# Name	ID	Area	%Rec	Area Out
1	1 13C4-PFBA	1800329-18 OF-RW42B-INF01-0218 0....	7.34e3	105.9	NO
2	2 13C5-PFHxA	1800329-18 OF-RW42B-INF01-0218 0....	8.89e3	74.5	NO
3	3 13C3-PFHxS	1800329-18 OF-RW42B-INF01-0218 0....	2.30e3	72.4	NO
4	4 13C8-PFOA	1800329-18 OF-RW42B-INF01-0218 0....	8.75e3	76.9	NO
5	5 13C9-PFNA	1800329-18 OF-RW42B-INF01-0218 0....	7.81e3	76.0	NO
6	6 13C4-PFOS	1800329-18 OF-RW42B-INF01-0218 0....	2.68e3	84.7	NO
7	7 13C6-PFDA	1800329-18 OF-RW42B-INF01-0218 0....	9.14e3	67.7	NO
8	8 13C7-PFUdA	1800329-18 OF-RW42B-INF01-0218 0....	1.11e4	81.6	NO

**Name: 180301M1\_48, Date: 02-Mar-2018, Time: 09:39:25, ID: B8B0122-BS1 OPR 0.125, Description: OPR**

	# Name	ID	Area	%Rec	Area Out
1	1 13C4-PFBA	B8B0122-BS1 OPR 0.125	6.45e3	93.0	NO
2	2 13C5-PFHxA	B8B0122-BS1 OPR 0.125	8.54e3	71.5	NO
3	3 13C3-PFHxS	B8B0122-BS1 OPR 0.125	2.42e3	76.2	NO
4	4 13C8-PFOA	B8B0122-BS1 OPR 0.125	7.78e3	68.3	NO
5	5 13C9-PFNA	B8B0122-BS1 OPR 0.125	9.01e3	87.7	NO
6	6 13C4-PFOS	B8B0122-BS1 OPR 0.125	2.70e3	85.6	NO
7	7 13C6-PFDA	B8B0122-BS1 OPR 0.125	1.07e4	79.0	NO
8	8 13C7-PFUdA	B8B0122-BS1 OPR 0.125	1.19e4	87.2	NO

**Name: 180301M1\_49, Date: 02-Mar-2018, Time: 09:50:55, ID: B8B0122-BSD1 LCSD 0.125, Description: LCSD**

	# Name	ID	Area	%Rec	Area Out
1	1 13C4-PFBA	B8B0122-BSD1 LCSD 0.125	5.50e3	79.3	NO
2	2 13C5-PFHxA	B8B0122-BSD1 LCSD 0.125	6.88e3	57.7	NO
3	3 13C3-PFHxS	B8B0122-BSD1 LCSD 0.125	2.47e3	77.7	NO
4	4 13C8-PFOA	B8B0122-BSD1 LCSD 0.125	7.07e3	62.2	NO
5	5 13C9-PFNA	B8B0122-BSD1 LCSD 0.125	7.97e3	77.5	NO
6	6 13C4-PFOS	B8B0122-BSD1 LCSD 0.125	2.37e3	75.1	NO
7	7 13C6-PFDA	B8B0122-BSD1 LCSD 0.125	9.24e3	68.4	NO
8	8 13C7-PFUdA	B8B0122-BSD1 LCSD 0.125	1.07e4	78.1	NO

**Name: 180301M1\_50, Date: 02-Mar-2018, Time: 10:02:24, ID: B8B0122-BLK1 Method Blank 0.125, Description: Method Blank**

	# Name	ID	Area	%Rec	Area Out
1	1 13C4-PFBA	B8B0122-BLK1 Method Blank 0.125	7.29e3	105.1	NO
2	2 13C5-PFHxA	B8B0122-BLK1 Method Blank 0.125	8.85e3	74.1	NO
3	3 13C3-PFHxS	B8B0122-BLK1 Method Blank 0.125	2.70e3	84.9	NO
4	4 13C8-PFOA	B8B0122-BLK1 Method Blank 0.125	6.90e3	60.6	NO
5	5 13C9-PFNA	B8B0122-BLK1 Method Blank 0.125	7.78e3	75.7	NO
6	6 13C4-PFOS	B8B0122-BLK1 Method Blank 0.125	2.88e3	91.0	NO
7	7 13C6-PFDA	B8B0122-BLK1 Method Blank 0.125	1.07e4	79.3	NO
8	8 13C7-PFUdA	B8B0122-BLK1 Method Blank 0.125	1.30e4	95.0	NO



Dataset: Untitled

Last Altered: Monday, March 05, 2018 12:20:57 Pacific Standard Time

Printed: Monday, March 05, 2018 12:21:13 Pacific Standard Time

Name: 180301M1\_51, Date: 02-Mar-2018, Time: 10:13:54, ID: 1800323-01 OF-RW83-0218 0.11418, Description: OF-RW83-0218

	# Name	ID	Area	%Rec	Area Out
1	1 13C4-PFBA	1800323-01 OF-RW83-0218 0.11418	3.43e3	49.5	YES
2	2 13C5-PFHxA	1800323-01 OF-RW83-0218 0.11418	5.72e3	47.9	YES
3	3 13C3-PFHxS	1800323-01 OF-RW83-0218 0.11418	2.50e3	78.7	NO
4	4 13C8-PFOA	1800323-01 OF-RW83-0218 0.11418	6.26e3	55.0	NO
5	5 13C9-PFNA	1800323-01 OF-RW83-0218 0.11418	7.34e3	71.4	NO
6	6 13C4-PFOS	1800323-01 OF-RW83-0218 0.11418	2.45e3	77.6	NO
7	7 13C6-PFDA	1800323-01 OF-RW83-0218 0.11418	7.97e3	59.0	NO
8	8 13C7-PFUDa	1800323-01 OF-RW83-0218 0.11418	1.07e4	78.3	NO

Name: 180301M1\_52, Date: 02-Mar-2018, Time: 10:25:24, ID: 1800323-02 OF-FB83-0218 0.11591, Description: OF-FB83-0218

	# Name	ID	Area	%Rec	Area Out
1	1 13C4-PFBA	1800323-02 OF-FB83-0218 0.11591	7.24e3	104.4	NO
2	2 13C5-PFHxA	1800323-02 OF-FB83-0218 0.11591	9.49e3	79.5	NO
3	3 13C3-PFHxS	1800323-02 OF-FB83-0218 0.11591	2.88e3	90.6	NO
4	4 13C8-PFOA	1800323-02 OF-FB83-0218 0.11591	8.29e3	72.9	NO
5	5 13C9-PFNA	1800323-02 OF-FB83-0218 0.11591	9.39e3	91.4	NO
6	6 13C4-PFOS	1800323-02 OF-FB83-0218 0.11591	3.14e3	99.4	NO
7	7 13C6-PFDA	1800323-02 OF-FB83-0218 0.11591	1.10e4	81.8	NO
8	8 13C7-PFUDa	1800323-02 OF-FB83-0218 0.11591	1.30e4	95.1	NO

Name: 180301M1\_53, Date: 02-Mar-2018, Time: 10:36:53, ID: 1800323-03 OF-RW38-0218 0.11407, Description: OF-RW38-0218

	# Name	ID	Area	%Rec	Area Out
1	1 13C4-PFBA	1800323-03 OF-RW38-0218 0.11407	7.33e3	105.7	NO
2	2 13C5-PFHxA	1800323-03 OF-RW38-0218 0.11407	9.25e3	77.5	NO
3	3 13C3-PFHxS	1800323-03 OF-RW38-0218 0.11407	2.78e3	87.5	NO
4	4 13C8-PFOA	1800323-03 OF-RW38-0218 0.11407	7.87e3	69.1	NO
5	5 13C9-PFNA	1800323-03 OF-RW38-0218 0.11407	8.07e3	78.5	NO
6	6 13C4-PFOS	1800323-03 OF-RW38-0218 0.11407	2.24e3	71.0	NO
7	7 13C6-PFDA	1800323-03 OF-RW38-0218 0.11407	9.95e3	73.7	NO
8	8 13C7-PFUDa	1800323-03 OF-RW38-0218 0.11407	1.14e4	83.9	NO

Name: 180301M1\_54, Date: 02-Mar-2018, Time: 10:48:23, ID: IPA, Description: IPA

	# Name	ID	Area	%Rec	Area Out
1	1 13C4-PFBA	IPA			NO
2	2 13C5-PFHxA	IPA			NO
3	3 13C3-PFHxS	IPA			NO
4	4 13C8-PFOA	IPA			NO
5	5 13C9-PFNA	IPA			NO
6	6 13C4-PFOS	IPA			NO
7	7 13C6-PFDA	IPA			NO
8	8 13C7-PFUDa	IPA			NO

Dataset: Untitled

Last Altered: Monday, March 05, 2018 12:20:57 Pacific Standard Time

Printed: Monday, March 05, 2018 12:21:13 Pacific Standard Time

**Name: 180301M1\_55, Date: 02-Mar-2018, Time: 10:59:50, ID: ST180301M1-12 PFC CS3 18B2317, Description: PFC CS3 18B2317**

	# Name	ID	Area	%Rec	Area Out
1	1 13C4-PFBA	ST180301M1-12 PFC CS3 18B2317	7.56e3	109.0	NO
2	2 13C5-PFHxA	ST180301M1-12 PFC CS3 18B2317	1.32e4	110.5	NO
3	3 13C3-PFHxS	ST180301M1-12 PFC CS3 18B2317	3.19e3	100.3	NO
4	4 13C8-PFOA	ST180301M1-12 PFC CS3 18B2317	1.12e4	98.4	NO
5	5 13C9-PFNA	ST180301M1-12 PFC CS3 18B2317	1.24e4	120.5	NO
6	6 13C4-PFOS	ST180301M1-12 PFC CS3 18B2317	3.19e3	101.1	NO
7	7 13C6-PFDA	ST180301M1-12 PFC CS3 18B2317	1.42e4	105.3	NO
8	8 13C7-PFUDa	ST180301M1-12 PFC CS3 18B2317	1.50e4	109.6	NO

**Name: 180301M1\_56, Date: 02-Mar-2018, Time: 11:11:20, ID: IPA, Description: IPA**

	# Name	ID	Area	%Rec	Area Out
1	1 13C4-PFBA	IPA			NO
2	2 13C5-PFHxA	IPA			NO
3	3 13C3-PFHxS	IPA			NO
4	4 13C8-PFOA	IPA			NO
5	5 13C9-PFNA	IPA			NO
6	6 13C4-PFOS	IPA			NO
7	7 13C6-PFDA	IPA			NO
8	8 13C7-PFUDa	IPA			NO

**Name: 180301M1\_57, Date: 02-Mar-2018, Time: 11:22:49, ID: 1800323-04 OF-FB38-0218 0.11688, Description: OF-FB38-0218**

	# Name	ID	Area	%Rec	Area Out
1	1 13C4-PFBA	1800323-04 OF-FB38-0218 0.11688	6.15e3	88.7	NO
2	2 13C5-PFHxA	1800323-04 OF-FB38-0218 0.11688	9.32e3	78.0	NO
3	3 13C3-PFHxS	1800323-04 OF-FB38-0218 0.11688	2.67e3	83.9	NO
4	4 13C8-PFOA	1800323-04 OF-FB38-0218 0.11688	9.33e3	82.0	NO
5	5 13C9-PFNA	1800323-04 OF-FB38-0218 0.11688	9.79e3	95.3	NO
6	6 13C4-PFOS	1800323-04 OF-FB38-0218 0.11688	2.72e3	85.9	NO
7	7 13C6-PFDA	1800323-04 OF-FB38-0218 0.11688	1.06e4	78.8	NO
8	8 13C7-PFUDa	1800323-04 OF-FB38-0218 0.11688	1.19e4	86.9	NO

**Name: 180301M1\_58, Date: 02-Mar-2018, Time: 11:34:19, ID: 1800323-05 OF-RW43-0218 0.1084, Description: OF-RW43-0218**

	# Name	ID	Area	%Rec	Area Out
1	1 13C4-PFBA	1800323-05 OF-RW43-0218 0.1084	8.20e3	118.3	NO
2	2 13C5-PFHxA	1800323-05 OF-RW43-0218 0.1084	1.06e4	89.0	NO
3	3 13C3-PFHxS	1800323-05 OF-RW43-0218 0.1084	2.80e3	88.0	NO
4	4 13C8-PFOA	1800323-05 OF-RW43-0218 0.1084	9.87e3	86.7	NO
5	5 13C9-PFNA	1800323-05 OF-RW43-0218 0.1084	1.13e4	109.6	NO
6	6 13C4-PFOS	1800323-05 OF-RW43-0218 0.1084	2.87e3	90.8	NO
7	7 13C6-PFDA	1800323-05 OF-RW43-0218 0.1084	1.17e4	86.9	NO
8	8 13C7-PFUDa	1800323-05 OF-RW43-0218 0.1084	1.22e4	89.6	NO

Dataset: Untitled

Last Altered: Monday, March 05, 2018 12:20:57 Pacific Standard Time  
Printed: Monday, March 05, 2018 12:21:13 Pacific Standard Time

Name: 180301M1\_59, Date: 02-Mar-2018, Time: 11:45:48, ID: 1800323-06 OF-FB43-0218 0.10942, Description: OF-FB43-0218

	# Name	ID	Area	%Rec	Area Out
1	1 13C4-PFBA	1800323-06 OF-FB43-0218 0.10942	7.39e3	106.5	NO
2	2 13C5-PFHxA	1800323-06 OF-FB43-0218 0.10942	9.77e3	81.8	NO
3	3 13C3-PFHxS	1800323-06 OF-FB43-0218 0.10942	2.70e3	84.9	NO
4	4 13C8-PFOA	1800323-06 OF-FB43-0218 0.10942	9.10e3	80.0	NO
5	5 13C9-PFNA	1800323-06 OF-FB43-0218 0.10942	9.70e3	94.4	NO
6	6 13C4-PFOS	1800323-06 OF-FB43-0218 0.10942	2.30e3	72.9	NO
7	7 13C6-PFDA	1800323-06 OF-FB43-0218 0.10942	1.07e4	79.0	NO
8	8 13C7-PFUDa	1800323-06 OF-FB43-0218 0.10942	1.38e4	101.4	NO

Name: 180301M1\_60, Date: 02-Mar-2018, Time: 11:57:18, ID: 1800323-07 OF-RW08-0218 0.11646, Description: OF-RW08-0218

	# Name	ID	Area	%Rec	Area Out
1	1 13C4-PFBA	1800323-07 OF-RW08-0218 0.11646	3.90e3	56.3	NO
2	2 13C5-PFHxA	1800323-07 OF-RW08-0218 0.11646	4.14e3	34.7	YES
3	3 13C3-PFHxS	1800323-07 OF-RW08-0218 0.11646	2.76e3	86.7	NO
4	4 13C8-PFOA	1800323-07 OF-RW08-0218 0.11646	3.77e3	33.1	YES
5	5 13C9-PFNA	1800323-07 OF-RW08-0218 0.11646	4.29e3	41.7	YES
6	6 13C4-PFOS	1800323-07 OF-RW08-0218 0.11646	3.01e3	95.4	NO
7	7 13C6-PFDA	1800323-07 OF-RW08-0218 0.11646	4.94e3	36.6	YES
8	8 13C7-PFUDa	1800323-07 OF-RW08-0218 0.11646	7.17e3	52.5	NO

Name: 180301M1\_61, Date: 02-Mar-2018, Time: 12:08:45, ID: 1800323-08 OF-FB08-0218 0.11707, Description: OF-FB08-0218

	# Name	ID	Area	%Rec	Area Out
1	1 13C4-PFBA	1800323-08 OF-FB08-0218 0.11707	8.11e3	116.9	NO
2	2 13C5-PFHxA	1800323-08 OF-FB08-0218 0.11707	9.97e3	83.5	NO
3	3 13C3-PFHxS	1800323-08 OF-FB08-0218 0.11707	2.67e3	84.1	NO
4	4 13C8-PFOA	1800323-08 OF-FB08-0218 0.11707	9.45e3	83.0	NO
5	5 13C9-PFNA	1800323-08 OF-FB08-0218 0.11707	9.55e3	92.9	NO
6	6 13C4-PFOS	1800323-08 OF-FB08-0218 0.11707	2.88e3	91.0	NO
7	7 13C6-PFDA	1800323-08 OF-FB08-0218 0.11707	9.46e3	70.1	NO
8	8 13C7-PFUDa	1800323-08 OF-FB08-0218 0.11707	1.22e4	89.7	NO

Name: 180301M1\_62, Date: 02-Mar-2018, Time: 12:20:15, ID: 1800323-09 OF-RW16-0218 0.11565, Description: OF-RW16-0218

	# Name	ID	Area	%Rec	Area Out
1	1 13C4-PFBA	1800323-09 OF-RW16-0218 0.11565	8.35e3	120.5	NO
2	2 13C5-PFHxA	1800323-09 OF-RW16-0218 0.11565	1.03e4	86.6	NO
3	3 13C3-PFHxS	1800323-09 OF-RW16-0218 0.11565	2.42e3	76.1	NO
4	4 13C8-PFOA	1800323-09 OF-RW16-0218 0.11565	9.26e3	81.4	NO
5	5 13C9-PFNA	1800323-09 OF-RW16-0218 0.11565	9.08e3	88.4	NO
6	6 13C4-PFOS	1800323-09 OF-RW16-0218 0.11565	2.96e3	93.6	NO
7	7 13C6-PFDA	1800323-09 OF-RW16-0218 0.11565	1.10e4	81.3	NO
8	8 13C7-PFUDa	1800323-09 OF-RW16-0218 0.11565	1.33e4	97.2	NO

Dataset: Untitled

Last Altered: Monday, March 05, 2018 12:20:57 Pacific Standard Time

Printed: Monday, March 05, 2018 12:21:13 Pacific Standard Time

**Name: 180301M1\_63, Date: 02-Mar-2018, Time: 12:31:44, ID: 1800323-10 OF-FB16-0218 0.11729, Description: OF-FB16-0218**

	# Name	ID	Area	%Rec	Area Out
1	1 13C4-PFBA	1800323-10 OF-FB16-0218 0.11729	8.01e3	115.5	NO
2	2 13C5-PFHxA	1800323-10 OF-FB16-0218 0.11729	1.02e4	85.1	NO
3	3 13C3-PFHxS	1800323-10 OF-FB16-0218 0.11729	2.92e3	91.9	NO
4	4 13C8-PFOA	1800323-10 OF-FB16-0218 0.11729	9.21e3	80.9	NO
5	5 13C9-PFNA	1800323-10 OF-FB16-0218 0.11729	1.03e4	100.1	NO
6	6 13C4-PFOS	1800323-10 OF-FB16-0218 0.11729	3.04e3	96.1	NO
7	7 13C6-PFDA	1800323-10 OF-FB16-0218 0.11729	1.20e4	89.3	NO
8	8 13C7-PFUDa	1800323-10 OF-FB16-0218 0.11729	1.33e4	97.4	NO

**Name: 180301M1\_64, Date: 02-Mar-2018, Time: 12:43:14, ID: 1800324-01 OF-RW63-0218 0.11462, Description: OF-RW63-0218**

	# Name	ID	Area	%Rec	Area Out
1	1 13C4-PFBA	1800324-01 OF-RW63-0218 0.11462	3.46e3	49.9	NO
2	2 13C5-PFHxA	1800324-01 OF-RW63-0218 0.11462	4.29e3	35.9	YES
3	3 13C3-PFHxS	1800324-01 OF-RW63-0218 0.11462	3.49e3	109.7	NO
4	4 13C8-PFOA	1800324-01 OF-RW63-0218 0.11462	4.31e3	37.8	YES
5	5 13C9-PFNA	1800324-01 OF-RW63-0218 0.11462	5.77e3	56.1	NO
6	6 13C4-PFOS	1800324-01 OF-RW63-0218 0.11462	4.10e3	129.6	NO
7	7 13C6-PFDA	1800324-01 OF-RW63-0218 0.11462	8.60e3	63.7	NO
8	8 13C7-PFUDa	1800324-01 OF-RW63-0218 0.11462	1.15e4	84.3	NO

**Name: 180301M1\_65, Date: 02-Mar-2018, Time: 12:54:41, ID: IPA, Description: IPA**

	# Name	ID	Area	%Rec	Area Out
1	1 13C4-PFBA	IPA			NO
2	2 13C5-PFHxA	IPA			NO
3	3 13C3-PFHxS	IPA			NO
4	4 13C8-PFOA	IPA	7.05e0	0.1	YES
5	5 13C9-PFNA	IPA			NO
6	6 13C4-PFOS	IPA			NO
7	7 13C6-PFDA	IPA			NO
8	8 13C7-PFUDa	IPA			NO

**Name: 180301M1\_66, Date: 02-Mar-2018, Time: 13:06:11, ID: ST180301M1-13 PFC CS0 18B2314, Description: PFC CS0 18B2314**

	# Name	ID	Area	%Rec	Area Out
1	1 13C4-PFBA	ST180301M1-13 PFC CS0 18B2314	7.26e3	104.7	NO
2	2 13C5-PFHxA	ST180301M1-13 PFC CS0 18B2314	1.50e4	125.9	NO
3	3 13C3-PFHxS	ST180301M1-13 PFC CS0 18B2314	3.30e3	103.9	NO
4	4 13C8-PFOA	ST180301M1-13 PFC CS0 18B2314	1.30e4	114.3	NO
5	5 13C9-PFNA	ST180301M1-13 PFC CS0 18B2314	1.32e4	128.7	NO
6	6 13C4-PFOS	ST180301M1-13 PFC CS0 18B2314	3.51e3	111.2	NO
7	7 13C6-PFDA	ST180301M1-13 PFC CS0 18B2314	1.66e4	123.3	NO
8	8 13C7-PFUDa	ST180301M1-13 PFC CS0 18B2314	1.72e4	125.7	NO

Dataset: Untitled

Last Altered: Monday, March 05, 2018 12:20:57 Pacific Standard Time

Printed: Monday, March 05, 2018 12:21:13 Pacific Standard Time

**Name: 180301M1\_67, Date: 02-Mar-2018, Time: 13:17:40, ID: IPA, Description: IPA**

	# Name	ID	Area	%Rec	Area Out
1	1 13C4-PFBA	IPA			NO
2	2 13C5-PFHxA	IPA			NO
3	3 13C3-PFHxS	IPA			NO
4	4 13C8-PFOA	IPA			NO
5	5 13C9-PFNA	IPA			NO
6	6 13C4-PFOS	IPA			NO
7	7 13C6-PFDA	IPA			NO
8	8 13C7-PFUdA	IPA			NO

**Name: 180301M1\_68, Date: 02-Mar-2018, Time: 13:29:10, ID: 1800324-02 OF-FB63-0218 0.11622, Description: OF-FB63-0218**

	# Name	ID	Area	%Rec	Area Out
1	1 13C4-PFBA	1800324-02 OF-FB63-0218 0.11622	6.80e3	98.1	NO
2	2 13C5-PFHxA	1800324-02 OF-FB63-0218 0.11622	8.80e3	73.7	NO
3	3 13C3-PFHxS	1800324-02 OF-FB63-0218 0.11622	2.66e3	83.6	NO
4	4 13C8-PFOA	1800324-02 OF-FB63-0218 0.11622	8.09e3	71.1	NO
5	5 13C9-PFNA	1800324-02 OF-FB63-0218 0.11622	9.35e3	91.0	NO
6	6 13C4-PFOS	1800324-02 OF-FB63-0218 0.11622	2.84e3	90.0	NO
7	7 13C6-PFDA	1800324-02 OF-FB63-0218 0.11622	1.21e4	89.9	NO
8	8 13C7-PFUdA	1800324-02 OF-FB63-0218 0.11622	1.29e4	94.2	NO

**Name: 180301M1\_69, Date: 02-Mar-2018, Time: 13:40:37, ID: 1800324-03 OF-RW23-0218 0.11311, Description: OF-RW23-0218**

	# Name	ID	Area	%Rec	Area Out
1	1 13C4-PFBA	1800324-03 OF-RW23-0218 0.11311	7.70e3	111.0	NO
2	2 13C5-PFHxA	1800324-03 OF-RW23-0218 0.11311	9.76e3	81.8	NO
3	3 13C3-PFHxS	1800324-03 OF-RW23-0218 0.11311	2.72e3	85.6	NO
4	4 13C8-PFOA	1800324-03 OF-RW23-0218 0.11311	9.81e3	86.3	NO
5	5 13C9-PFNA	1800324-03 OF-RW23-0218 0.11311	1.05e4	102.4	NO
6	6 13C4-PFOS	1800324-03 OF-RW23-0218 0.11311	2.89e3	91.4	NO
7	7 13C6-PFDA	1800324-03 OF-RW23-0218 0.11311	1.14e4	84.4	NO
8	8 13C7-PFUdA	1800324-03 OF-RW23-0218 0.11311	1.27e4	93.1	NO

**Name: 180301M1\_70, Date: 02-Mar-2018, Time: 13:52:07, ID: 1800324-04 OF-FB23-0218 0.11692, Description: OF-FB23-0218**

	# Name	ID	Area	%Rec	Area Out
1	1 13C4-PFBA	1800324-04 OF-FB23-0218 0.11692	7.36e3	106.1	NO
2	2 13C5-PFHxA	1800324-04 OF-FB23-0218 0.11692	1.07e4	89.3	NO
3	3 13C3-PFHxS	1800324-04 OF-FB23-0218 0.11692	3.39e3	106.6	NO
4	4 13C8-PFOA	1800324-04 OF-FB23-0218 0.11692	1.09e4	95.7	NO
5	5 13C9-PFNA	1800324-04 OF-FB23-0218 0.11692	1.28e4	124.5	NO
6	6 13C4-PFOS	1800324-04 OF-FB23-0218 0.11692	3.36e3	106.4	NO
7	7 13C6-PFDA	1800324-04 OF-FB23-0218 0.11692	1.46e4	107.9	NO
8	8 13C7-PFUdA	1800324-04 OF-FB23-0218 0.11692	1.65e4	121.1	NO

Dataset: Untitled

Last Altered: Monday, March 05, 2018 12:20:57 Pacific Standard Time

Printed: Monday, March 05, 2018 12:21:13 Pacific Standard Time

**Name: 180301M1\_71, Date: 02-Mar-2018, Time: 14:03:36, ID: 1800324-05 OF-RW28-0218 0.11227, Description: OF-RW28-0218**

	# Name	ID	Area	%Rec	Area Out
1	1 13C4-PFBA	1800324-05 OF-RW28-0218 0.11227	8.73e3	125.9	NO
2	2 13C5-PFHxA	1800324-05 OF-RW28-0218 0.11227	1.15e4	96.3	NO
3	3 13C3-PFHxS	1800324-05 OF-RW28-0218 0.11227	3.42e3	107.5	NO
4	4 13C8-PFOA	1800324-05 OF-RW28-0218 0.11227	9.99e3	87.8	NO
5	5 13C9-PFNA	1800324-05 OF-RW28-0218 0.11227	1.23e4	119.7	NO
6	6 13C4-PFOS	1800324-05 OF-RW28-0218 0.11227	3.79e3	120.1	NO
7	7 13C6-PFDA	1800324-05 OF-RW28-0218 0.11227	1.13e4	83.8	NO
8	8 13C7-PFUDa	1800324-05 OF-RW28-0218 0.11227	1.60e4	117.0	NO

**Name: 180301M1\_72, Date: 02-Mar-2018, Time: 14:15:06, ID: 1800324-06 OF-FB28-0218 0.11581, Description: OF-FB28-0218**

	# Name	ID	Area	%Rec	Area Out
1	1 13C4-PFBA	1800324-06 OF-FB28-0218 0.11581	7.87e3	113.5	NO
2	2 13C5-PFHxA	1800324-06 OF-FB28-0218 0.11581	9.60e3	80.4	NO
3	3 13C3-PFHxS	1800324-06 OF-FB28-0218 0.11581	3.12e3	98.1	NO
4	4 13C8-PFOA	1800324-06 OF-FB28-0218 0.11581	9.99e3	87.8	NO
5	5 13C9-PFNA	1800324-06 OF-FB28-0218 0.11581	1.09e4	105.8	NO
6	6 13C4-PFOS	1800324-06 OF-FB28-0218 0.11581	3.30e3	104.4	NO
7	7 13C6-PFDA	1800324-06 OF-FB28-0218 0.11581	1.16e4	85.7	NO
8	8 13C7-PFUDa	1800324-06 OF-FB28-0218 0.11581	1.38e4	101.0	NO

**Name: 180301M1\_73, Date: 02-Mar-2018, Time: 14:26:32, ID: 1800324-07 OF-RW60-0218 0.11223, Description: OF-RW60-0218**

	# Name	ID	Area	%Rec	Area Out
1	1 13C4-PFBA	1800324-07 OF-RW60-0218 0.11223	3.53e3	51.0	NO
2	2 13C5-PFHxA	1800324-07 OF-RW60-0218 0.11223	4.97e3	41.6	YES
3	3 13C3-PFHxS	1800324-07 OF-RW60-0218 0.11223	2.90e3	91.2	NO
4	4 13C8-PFOA	1800324-07 OF-RW60-0218 0.11223	5.82e3	51.2	NO
5	5 13C9-PFNA	1800324-07 OF-RW60-0218 0.11223	7.29e3	70.9	NO
6	6 13C4-PFOS	1800324-07 OF-RW60-0218 0.11223	2.80e3	88.5	NO
7	7 13C6-PFDA	1800324-07 OF-RW60-0218 0.11223	7.30e3	54.1	NO
8	8 13C7-PFUDa	1800324-07 OF-RW60-0218 0.11223	1.01e4	73.7	NO

**Name: 180301M1\_74, Date: 02-Mar-2018, Time: 14:38:02, ID: 1800324-08 OF-RW60P-0218 0.11541, Description: OF-RW60P-0218**

	# Name	ID	Area	%Rec	Area Out
1	1 13C4-PFBA	1800324-08 OF-RW60P-0218 0.11541	7.17e3	103.4	NO
2	2 13C5-PFHxA	1800324-08 OF-RW60P-0218 0.11541	9.27e3	77.6	NO
3	3 13C3-PFHxS	1800324-08 OF-RW60P-0218 0.11541	2.92e3	91.7	NO
4	4 13C8-PFOA	1800324-08 OF-RW60P-0218 0.11541	8.75e3	76.9	NO
5	5 13C9-PFNA	1800324-08 OF-RW60P-0218 0.11541	9.34e3	90.8	NO
6	6 13C4-PFOS	1800324-08 OF-RW60P-0218 0.11541	3.21e3	101.6	NO
7	7 13C6-PFDA	1800324-08 OF-RW60P-0218 0.11541	1.03e4	76.0	NO
8	8 13C7-PFUDa	1800324-08 OF-RW60P-0218 0.11541	1.30e4	95.3	NO

Dataset: Untitled

Last Altered: Monday, March 05, 2018 12:20:57 Pacific Standard Time

Printed: Monday, March 05, 2018 12:21:13 Pacific Standard Time

**Name: 180301M1\_75, Date: 02-Mar-2018, Time: 14:49:29, ID: 1800324-09 OF-FB60-0218 0.11817, Description: OF-FB60-0218**

	# Name	ID	Area	%Rec	Area Out
1	1 13C4-PFBA	1800324-09 OF-FB60-0218 0.11817	7.98e3	115.0	NO
2	2 13C5-PFHxA	1800324-09 OF-FB60-0218 0.11817	1.03e4	86.1	NO
3	3 13C3-PFHxS	1800324-09 OF-FB60-0218 0.11817	2.77e3	87.2	NO
4	4 13C8-PFOA	1800324-09 OF-FB60-0218 0.11817	9.55e3	84.0	NO
5	5 13C9-PFNA	1800324-09 OF-FB60-0218 0.11817	9.59e3	93.3	NO
6	6 13C4-PFOS	1800324-09 OF-FB60-0218 0.11817	3.28e3	103.9	NO
7	7 13C6-PFDA	1800324-09 OF-FB60-0218 0.11817	1.03e4	76.6	NO
8	8 13C7-PFUdA	1800324-09 OF-FB60-0218 0.11817	1.60e4	117.1	NO

**Name: 180301M1\_76, Date: 02-Mar-2018, Time: 15:00:58, ID: 1800324-10 OF-RW42C-0218 0.11358, Description: OF-RW42C-0218**

	# Name	ID	Area	%Rec	Area Out
1	1 13C4-PFBA	1800324-10 OF-RW42C-0218 0.11358	4.83e3	69.6	NO
2	2 13C5-PFHxA	1800324-10 OF-RW42C-0218 0.11358	7.62e3	63.9	NO
3	3 13C3-PFHxS	1800324-10 OF-RW42C-0218 0.11358	2.75e3	86.4	NO
4	4 13C8-PFOA	1800324-10 OF-RW42C-0218 0.11358	8.16e3	71.7	NO
5	5 13C9-PFNA	1800324-10 OF-RW42C-0218 0.11358	9.50e3	92.4	NO
6	6 13C4-PFOS	1800324-10 OF-RW42C-0218 0.11358	3.01e3	95.1	NO
7	7 13C6-PFDA	1800324-10 OF-RW42C-0218 0.11358	9.27e3	68.7	NO
8	8 13C7-PFUdA	1800324-10 OF-RW42C-0218 0.11358	9.63e3	70.5	NO

**Name: 180301M1\_77, Date: 02-Mar-2018, Time: 15:12:27, ID: B8B0068-BS1 OPR 0.25, Description: OPR**

	# Name	ID	Area	%Rec	Area Out
1	1 13C4-PFBA	B8B0068-BS1 OPR 0.25	7.74e3	111.6	NO
2	2 13C5-PFHxA	B8B0068-BS1 OPR 0.25	9.95e3	83.4	NO
3	3 13C3-PFHxS	B8B0068-BS1 OPR 0.25	2.40e3	75.5	NO
4	4 13C8-PFOA	B8B0068-BS1 OPR 0.25	9.34e3	82.1	NO
5	5 13C9-PFNA	B8B0068-BS1 OPR 0.25	8.64e3	84.1	NO
6	6 13C4-PFOS	B8B0068-BS1 OPR 0.25	2.45e3	77.5	NO
7	7 13C6-PFDA	B8B0068-BS1 OPR 0.25	1.01e4	74.8	NO
8	8 13C7-PFUdA	B8B0068-BS1 OPR 0.25	1.26e4	92.1	NO

**Name: 180301M1\_78, Date: 02-Mar-2018, Time: 15:23:58, ID: B8B0068-BLK1 Method Blank 0.25, Description: Method Blank**

	# Name	ID	Area	%Rec	Area Out
1	1 13C4-PFBA	B8B0068-BLK1 Method Blank 0.25	7.54e3	108.7	NO
2	2 13C5-PFHxA	B8B0068-BLK1 Method Blank 0.25	9.27e3	77.6	NO
3	3 13C3-PFHxS	B8B0068-BLK1 Method Blank 0.25	2.48e3	78.0	NO
4	4 13C8-PFOA	B8B0068-BLK1 Method Blank 0.25	7.39e3	65.0	NO
5	5 13C9-PFNA	B8B0068-BLK1 Method Blank 0.25	9.82e3	95.6	NO
6	6 13C4-PFOS	B8B0068-BLK1 Method Blank 0.25	2.22e3	70.1	NO
7	7 13C6-PFDA	B8B0068-BLK1 Method Blank 0.25	1.03e4	76.3	NO
8	8 13C7-PFUdA	B8B0068-BLK1 Method Blank 0.25	1.27e4	92.9	NO

Dataset: Untitled

Last Altered: Monday, March 05, 2018 12:20:57 Pacific Standard Time

Printed: Monday, March 05, 2018 12:21:13 Pacific Standard Time

**Name: 180301M1\_79, Date: 02-Mar-2018, Time: 15:35:24, ID: 1800272-01 MtBE\_7256 0.26427, Description: MtBE\_7256**

	# Name	ID	Area	%Rec	Area Out
1	1 13C4-PFBA	1800272-01 MtBE_7256 0.26427	7.08e3	102.1	NO
2	2 13C5-PFHxA	1800272-01 MtBE_7256 0.26427	8.98e3	75.2	NO
3	3 13C3-PFHxS	1800272-01 MtBE_7256 0.26427	2.39e3	75.2	NO
4	4 13C8-PFOA	1800272-01 MtBE_7256 0.26427	7.52e3	66.1	NO
5	5 13C9-PFNA	1800272-01 MtBE_7256 0.26427	8.62e3	83.9	NO
6	6 13C4-PFOS	1800272-01 MtBE_7256 0.26427	2.61e3	82.5	NO
7	7 13C6-PFDA	1800272-01 MtBE_7256 0.26427	8.96e3	66.4	NO
8	8 13C7-PFUDa	1800272-01 MtBE_7256 0.26427	1.07e4	78.2	NO

**Name: 180301M1\_80, Date: 02-Mar-2018, Time: 15:46:54, ID: 1800286-01 GW2125180205RAP 0.25961, Description: GW2125180205RAP**

	# Name	ID	Area	%Rec	Area Out
1	1 13C4-PFBA	1800286-01 GW2125180205RAP 0.259...	7.17e3	103.4	NO
2	2 13C5-PFHxA	1800286-01 GW2125180205RAP 0.259...	9.71e3	81.4	NO
3	3 13C3-PFHxS	1800286-01 GW2125180205RAP 0.259...	2.39e3	75.2	NO
4	4 13C8-PFOA	1800286-01 GW2125180205RAP 0.259...	7.17e3	63.0	NO
5	5 13C9-PFNA	1800286-01 GW2125180205RAP 0.259...	9.02e3	87.8	NO
6	6 13C4-PFOS	1800286-01 GW2125180205RAP 0.259...	2.51e3	79.4	NO
7	7 13C6-PFDA	1800286-01 GW2125180205RAP 0.259...	1.03e4	76.1	NO
8	8 13C7-PFUDa	1800286-01 GW2125180205RAP 0.259...	9.96e3	73.0	NO

**Name: 180301M1\_81, Date: 02-Mar-2018, Time: 15:58:21, ID: 1800286-02 GW3135180206RAP 0.25631, Description: GW3135180206RAP**

	# Name	ID	Area	%Rec	Area Out
1	1 13C4-PFBA	1800286-02 GW3135180206RAP 0.256...	6.45e3	93.1	NO
2	2 13C5-PFHxA	1800286-02 GW3135180206RAP 0.256...	7.65e3	64.0	NO
3	3 13C3-PFHxS	1800286-02 GW3135180206RAP 0.256...	2.06e3	64.7	NO
4	4 13C8-PFOA	1800286-02 GW3135180206RAP 0.256...	6.66e3	58.5	NO
5	5 13C9-PFNA	1800286-02 GW3135180206RAP 0.256...	7.45e3	72.5	NO
6	6 13C4-PFOS	1800286-02 GW3135180206RAP 0.256...	2.48e3	78.5	NO
7	7 13C6-PFDA	1800286-02 GW3135180206RAP 0.256...	9.60e3	71.1	NO
8	8 13C7-PFUDa	1800286-02 GW3135180206RAP 0.256...	1.11e4	81.4	NO

**Name: 180301M1\_82, Date: 02-Mar-2018, Time: 16:09:50, ID: 1800286-03 GW4044180206RAP 0.25699, Description: GW4044180206RAP**

	# Name	ID	Area	%Rec	Area Out
1	1 13C4-PFBA	1800286-03 GW4044180206RAP 0.256...	6.59e3	95.0	NO
2	2 13C5-PFHxA	1800286-03 GW4044180206RAP 0.256...	8.13e3	68.1	NO
3	3 13C3-PFHxS	1800286-03 GW4044180206RAP 0.256...	2.11e3	66.4	NO
4	4 13C8-PFOA	1800286-03 GW4044180206RAP 0.256...	6.89e3	60.5	NO
5	5 13C9-PFNA	1800286-03 GW4044180206RAP 0.256...	7.88e3	76.6	NO
6	6 13C4-PFOS	1800286-03 GW4044180206RAP 0.256...	2.13e3	67.4	NO
7	7 13C6-PFDA	1800286-03 GW4044180206RAP 0.256...	7.78e3	57.6	NO
8	8 13C7-PFUDa	1800286-03 GW4044180206RAP 0.256...	9.42e3	69.1	NO



Dataset: Untitled

Last Altered: Monday, March 05, 2018 12:20:57 Pacific Standard Time

Printed: Monday, March 05, 2018 12:21:13 Pacific Standard Time

**Name: 180301M1\_83, Date: 02-Mar-2018, Time: 16:21:19, ID: 1800286-04 GW5054180206RAP 0.26906, Description: GW5054180206RAP**

	# Name	ID	Area	%Rec	Area Out
1	1 13C4-PFBA	1800286-04 GW5054180206RAP 0.269...	6.91e3	99.7	NO
2	2 13C5-PFHxA	1800286-04 GW5054180206RAP 0.269...	8.40e3	70.4	NO
3	3 13C3-PFHxS	1800286-04 GW5054180206RAP 0.269...	2.15e3	67.5	NO
4	4 13C8-PFOA	1800286-04 GW5054180206RAP 0.269...	6.66e3	58.5	NO
5	5 13C9-PFNA	1800286-04 GW5054180206RAP 0.269...	7.63e3	74.3	NO
6	6 13C4-PFOS	1800286-04 GW5054180206RAP 0.269...	2.15e3	68.1	NO
7	7 13C6-PFDA	1800286-04 GW5054180206RAP 0.269...	8.48e3	62.8	NO
8	8 13C7-PFUDa	1800286-04 GW5054180206RAP 0.269...	9.33e3	68.4	NO

**Name: 180301M1\_84, Date: 02-Mar-2018, Time: 16:32:46, ID: 1800286-05 GW5963180207RAP 0.26219, Description: GW5963180207RAP**

	# Name	ID	Area	%Rec	Area Out
1	1 13C4-PFBA	1800286-05 GW5963180207RAP 0.262...	6.78e3	97.7	NO
2	2 13C5-PFHxA	1800286-05 GW5963180207RAP 0.262...	7.75e3	64.9	NO
3	3 13C3-PFHxS	1800286-05 GW5963180207RAP 0.262...	2.12e3	66.7	NO
4	4 13C8-PFOA	1800286-05 GW5963180207RAP 0.262...	7.75e3	68.1	NO
5	5 13C9-PFNA	1800286-05 GW5963180207RAP 0.262...	8.50e3	82.7	NO
6	6 13C4-PFOS	1800286-05 GW5963180207RAP 0.262...	2.38e3	75.4	NO
7	7 13C6-PFDA	1800286-05 GW5963180207RAP 0.262...	8.43e3	62.5	NO
8	8 13C7-PFUDa	1800286-05 GW5963180207RAP 0.262...	1.04e4	76.1	NO

**Name: 180301M1\_85, Date: 02-Mar-2018, Time: 16:44:16, ID: IPA, Description: IPA**

	# Name	ID	Area	%Rec	Area Out
1	1 13C4-PFBA	IPA			NO
2	2 13C5-PFHxA	IPA			NO
3	3 13C3-PFHxS	IPA			NO
4	4 13C8-PFOA	IPA			NO
5	5 13C9-PFNA	IPA			NO
6	6 13C4-PFOS	IPA			NO
7	7 13C6-PFDA	IPA			NO
8	8 13C7-PFUDa	IPA			NO

**Name: 180301M1\_86, Date: 02-Mar-2018, Time: 16:55:46, ID: ST180301M1-14 PFC CS3 18B2317, Description: PFC CS3 18B2317**

	# Name	ID	Area	%Rec	Area Out
1	1 13C4-PFBA	ST180301M1-14 PFC CS3 18B2317	7.93e3	114.4	NO
2	2 13C5-PFHxA	ST180301M1-14 PFC CS3 18B2317	1.43e4	119.5	NO
3	3 13C3-PFHxS	ST180301M1-14 PFC CS3 18B2317	3.09e3	97.3	NO
4	4 13C8-PFOA	ST180301M1-14 PFC CS3 18B2317	1.12e4	98.6	NO
5	5 13C9-PFNA	ST180301M1-14 PFC CS3 18B2317	1.26e4	123.0	NO
6	6 13C4-PFOS	ST180301M1-14 PFC CS3 18B2317	2.88e3	91.3	NO
7	7 13C6-PFDA	ST180301M1-14 PFC CS3 18B2317	1.43e4	106.1	NO
8	8 13C7-PFUDa	ST180301M1-14 PFC CS3 18B2317	1.65e4	121.0	NO

Dataset: Untitled

Last Altered: Monday, March 05, 2018 12:20:57 Pacific Standard Time  
Printed: Monday, March 05, 2018 12:21:13 Pacific Standard Time

Name: 180301M1\_87, Date: 02-Mar-2018, Time: 17:07:16, ID: IPA, Description: IPA

	# Name	ID	Area	%Rec	Area Out
1	1 13C4-PFBA	IPA			NO
2	2 13C5-PFHxA	IPA			NO
3	3 13C3-PFHxS	IPA			NO
4	4 13C8-PFOA	IPA			NO
5	5 13C9-PFNA	IPA			NO
6	6 13C4-PFOS	IPA			NO
7	7 13C6-PFDA	IPA			NO
8	8 13C7-PFUDa	IPA			NO

Name: 180301M1\_88, Date: 02-Mar-2018, Time: 17:18:45, ID: 1800286-06 GW2024180207RAP 0.25995, Description: GW2024180207RAP

	# Name	ID	Area	%Rec	Area Out
1	1 13C4-PFBA	1800286-06 GW2024180207RAP 0.259...	6.66e3	96.1	NO
2	2 13C5-PFHxA	1800286-06 GW2024180207RAP 0.259...	7.52e3	63.0	NO
3	3 13C3-PFHxS	1800286-06 GW2024180207RAP 0.259...	1.98e3	62.3	NO
4	4 13C8-PFOA	1800286-06 GW2024180207RAP 0.259...	7.00e3	61.5	NO
5	5 13C9-PFNA	1800286-06 GW2024180207RAP 0.259...	8.44e3	82.1	NO
6	6 13C4-PFOS	1800286-06 GW2024180207RAP 0.259...	2.30e3	72.9	NO
7	7 13C6-PFDA	1800286-06 GW2024180207RAP 0.259...	7.91e3	58.6	NO
8	8 13C7-PFUDa	1800286-06 GW2024180207RAP 0.259...	9.37e3	68.7	NO

Name: 180301M1\_89, Date: 02-Mar-2018, Time: 17:30:14, ID: 1800286-07 GW3034180207RAP 0.25817, Description: GW3034180207RAP

	# Name	ID	Area	%Rec	Area Out
1	1 13C4-PFBA	1800286-07 GW3034180207RAP 0.258...	6.48e3	93.4	NO
2	2 13C5-PFHxA	1800286-07 GW3034180207RAP 0.258...	8.11e3	67.9	NO
3	3 13C3-PFHxS	1800286-07 GW3034180207RAP 0.258...	2.22e3	69.9	NO
4	4 13C8-PFOA	1800286-07 GW3034180207RAP 0.258...	6.57e3	57.8	NO
5	5 13C9-PFNA	1800286-07 GW3034180207RAP 0.258...	7.65e3	74.4	NO
6	6 13C4-PFOS	1800286-07 GW3034180207RAP 0.258...	2.19e3	69.1	NO
7	7 13C6-PFDA	1800286-07 GW3034180207RAP 0.258...	7.48e3	55.4	NO
8	8 13C7-PFUDa	1800286-07 GW3034180207RAP 0.258...	9.13e3	66.9	NO

Name: 180301M1\_90, Date: 02-Mar-2018, Time: 17:41:43, ID: 1800286-08 GW4145180207RAP 0.26371, Description: GW4145180207RAP

	# Name	ID	Area	%Rec	Area Out
1	1 13C4-PFBA	1800286-08 GW4145180207RAP 0.263...	7.09e3	102.2	NO
2	2 13C5-PFHxA	1800286-08 GW4145180207RAP 0.263...	8.43e3	70.6	NO
3	3 13C3-PFHxS	1800286-08 GW4145180207RAP 0.263...	2.16e3	67.8	NO
4	4 13C8-PFOA	1800286-08 GW4145180207RAP 0.263...	7.11e3	62.5	NO
5	5 13C9-PFNA	1800286-08 GW4145180207RAP 0.263...	7.44e3	72.3	NO
6	6 13C4-PFOS	1800286-08 GW4145180207RAP 0.263...	2.16e3	68.4	NO
7	7 13C6-PFDA	1800286-08 GW4145180207RAP 0.263...	7.36e3	54.6	NO
8	8 13C7-PFUDa	1800286-08 GW4145180207RAP 0.263...	1.01e4	74.1	NO

Dataset: Untitled

Last Altered: Monday, March 05, 2018 12:20:57 Pacific Standard Time  
Printed: Monday, March 05, 2018 12:21:13 Pacific Standard Time

Name: 180301M1\_91, Date: 02-Mar-2018, Time: 17:53:13, ID: 1800286-09 GW5054180208RAP 0.26011,  
Description: GW5054180208RAP

	# Name	ID	Area	%Rec	Area Out
1	1 13C4-PFBA	1800286-09 GW5054180208RAP 0.260...	6.61e3	95.3	NO
2	2 13C5-PFHxA	1800286-09 GW5054180208RAP 0.260...	8.18e3	68.5	NO
3	3 13C3-PFHxS	1800286-09 GW5054180208RAP 0.260...	2.38e3	74.9	NO
4	4 13C8-PFOA	1800286-09 GW5054180208RAP 0.260...	6.71e3	59.0	NO
5	5 13C9-PFNA	1800286-09 GW5054180208RAP 0.260...	7.68e3	74.7	NO
6	6 13C4-PFOS	1800286-09 GW5054180208RAP 0.260...	2.35e3	74.5	NO
7	7 13C6-PFDA	1800286-09 GW5054180208RAP 0.260...	6.62e3	49.1	YES
8	8 13C7-PFUDa	1800286-09 GW5054180208RAP 0.260...	8.26e3	60.6	NO

Name: 180301M1\_92, Date: 02-Mar-2018, Time: 18:04:42, ID: 1800293-01 HS DW WELL 1-TAP 0.26085,  
Description: HS DW WELL 1-TAP

	# Name	ID	Area	%Rec	Area Out
1	1 13C4-PFBA	1800293-01 HS DW WELL 1-TAP 0.260...	7.24e3	104.4	NO
2	2 13C5-PFHxA	1800293-01 HS DW WELL 1-TAP 0.260...	8.27e3	69.2	NO
3	3 13C3-PFHxS	1800293-01 HS DW WELL 1-TAP 0.260...	2.16e3	68.0	NO
4	4 13C8-PFOA	1800293-01 HS DW WELL 1-TAP 0.260...	7.68e3	67.5	NO
5	5 13C9-PFNA	1800293-01 HS DW WELL 1-TAP 0.260...	8.44e3	82.1	NO
6	6 13C4-PFOS	1800293-01 HS DW WELL 1-TAP 0.260...	2.39e3	75.7	NO
7	7 13C6-PFDA	1800293-01 HS DW WELL 1-TAP 0.260...	8.35e3	61.8	NO
8	8 13C7-PFUDa	1800293-01 HS DW WELL 1-TAP 0.260...	1.09e4	79.8	NO

Name: 180301M1\_93, Date: 02-Mar-2018, Time: 18:16:12, ID: 1800293-02 FB1802071025AB 0.26261, Description: FB1802071025AB

	# Name	ID	Area	%Rec	Area Out
1	1 13C4-PFBA	1800293-02 FB1802071025AB 0.26261	6.92e3	99.8	NO
2	2 13C5-PFHxA	1800293-02 FB1802071025AB 0.26261	8.28e3	69.3	NO
3	3 13C3-PFHxS	1800293-02 FB1802071025AB 0.26261	2.52e3	79.4	NO
4	4 13C8-PFOA	1800293-02 FB1802071025AB 0.26261	7.48e3	65.7	NO
5	5 13C9-PFNA	1800293-02 FB1802071025AB 0.26261	1.05e4	102.3	NO
6	6 13C4-PFOS	1800293-02 FB1802071025AB 0.26261	2.37e3	75.1	NO
7	7 13C6-PFDA	1800293-02 FB1802071025AB 0.26261	8.11e3	60.1	NO
8	8 13C7-PFUDa	1800293-02 FB1802071025AB 0.26261	1.02e4	74.7	NO

Name: 180301M1\_94, Date: 02-Mar-2018, Time: 18:27:41, ID: 1800293-03 HS DW WELL 2-TAP 0.25552,  
Description: HS DW WELL 2-TAP

	# Name	ID	Area	%Rec	Area Out
1	1 13C4-PFBA	1800293-03 HS DW WELL 2-TAP 0.255...	5.59e3	80.6	NO
2	2 13C5-PFHxA	1800293-03 HS DW WELL 2-TAP 0.255...	7.17e3	60.0	NO
3	3 13C3-PFHxS	1800293-03 HS DW WELL 2-TAP 0.255...	1.98e3	62.2	NO
4	4 13C8-PFOA	1800293-03 HS DW WELL 2-TAP 0.255...	6.30e3	55.3	NO
5	5 13C9-PFNA	1800293-03 HS DW WELL 2-TAP 0.255...	8.05e3	78.4	NO
6	6 13C4-PFOS	1800293-03 HS DW WELL 2-TAP 0.255...	2.23e3	70.5	NO
7	7 13C6-PFDA	1800293-03 HS DW WELL 2-TAP 0.255...	6.96e3	51.6	NO
8	8 13C7-PFUDa	1800293-03 HS DW WELL 2-TAP 0.255...	8.51e3	62.4	NO

Dataset: Untitled

Last Altered: Monday, March 05, 2018 12:20:57 Pacific Standard Time

Printed: Monday, March 05, 2018 12:21:13 Pacific Standard Time

**Name: 180301M1\_95, Date: 02-Mar-2018, Time: 18:39:11, ID: 1800293-04 HS DW WELL 1&2-TAP 0.26089, Description: HS DW WELL 1&2-TAP**

	# Name	ID	Area	%Rec	Area Out
1	1 13C4-PFBA	1800293-04 HS DW WELL 12-TAP 0.26...	7.04e3	101.5	NO
2	2 13C5-PFHxA	1800293-04 HS DW WELL 12-TAP 0.26...	8.61e3	72.1	NO
3	3 13C3-PFHxS	1800293-04 HS DW WELL 12-TAP 0.26...	2.36e3	74.3	NO
4	4 13C8-PFOA	1800293-04 HS DW WELL 12-TAP 0.26...	7.09e3	62.3	NO
5	5 13C9-PFNA	1800293-04 HS DW WELL 12-TAP 0.26...	8.45e3	82.3	NO
6	6 13C4-PFOS	1800293-04 HS DW WELL 12-TAP 0.26...	2.17e3	68.6	NO
7	7 13C6-PFDA	1800293-04 HS DW WELL 12-TAP 0.26...	9.73e3	72.1	NO
8	8 13C7-PFUDa	1800293-04 HS DW WELL 12-TAP 0.26...	1.01e4	74.1	NO

**Name: 180301M1\_96, Date: 02-Mar-2018, Time: 18:50:38, ID: 1800293-05 HS DW WELL 1&2-TAP-DUP 0.25274, Description: HS DW WELL 1&2-TAP-DUP**

	# Name	ID	Area	%Rec	Area Out
1	1 13C4-PFBA	1800293-05 HS DW WELL 12-TAP-DU...	7.65e3	110.3	NO
2	2 13C5-PFHxA	1800293-05 HS DW WELL 12-TAP-DU...	8.62e3	72.2	NO
3	3 13C3-PFHxS	1800293-05 HS DW WELL 12-TAP-DU...	2.36e3	74.2	NO
4	4 13C8-PFOA	1800293-05 HS DW WELL 12-TAP-DU...	7.69e3	67.6	NO
5	5 13C9-PFNA	1800293-05 HS DW WELL 12-TAP-DU...	7.61e3	74.0	NO
6	6 13C4-PFOS	1800293-05 HS DW WELL 12-TAP-DU...	2.52e3	79.9	NO
7	7 13C6-PFDA	1800293-05 HS DW WELL 12-TAP-DU...	8.75e3	64.8	NO
8	8 13C7-PFUDa	1800293-05 HS DW WELL 12-TAP-DU...	1.09e4	79.8	NO

**Name: 180301M1\_97, Date: 02-Mar-2018, Time: 19:02:05, ID: 1800293-06 HS BUS Garage Well-TAP 0.25645, Description: HS BUS Garage Well-TAP**

	# Name	ID	Area	%Rec	Area Out
1	1 13C4-PFBA	1800293-06 HS BUS Garage Well-TAP ...	7.79e3	112.3	NO
2	2 13C5-PFHxA	1800293-06 HS BUS Garage Well-TAP ...	9.26e3	77.6	NO
3	3 13C3-PFHxS	1800293-06 HS BUS Garage Well-TAP ...	2.33e3	73.3	NO
4	4 13C8-PFOA	1800293-06 HS BUS Garage Well-TAP ...	6.76e3	59.4	NO
5	5 13C9-PFNA	1800293-06 HS BUS Garage Well-TAP ...	7.96e3	77.4	NO
6	6 13C4-PFOS	1800293-06 HS BUS Garage Well-TAP ...	2.48e3	78.6	NO
7	7 13C6-PFDA	1800293-06 HS BUS Garage Well-TAP ...	1.08e4	79.9	NO
8	8 13C7-PFUDa	1800293-06 HS BUS Garage Well-TAP ...	1.02e4	74.8	NO

**Name: 180301M1\_98, Date: 02-Mar-2018, Time: 19:13:32, ID: 1800293-07 HS Maint. Barn Well-TAP 0.25599, Description: HS Maint. Barn Well-TAP**

	# Name	ID	Area	%Rec	Area Out
1	1 13C4-PFBA	1800293-07 HS Maint. Barn Well-TAP 0....	7.23e3	104.2	NO
2	2 13C5-PFHxA	1800293-07 HS Maint. Barn Well-TAP 0....	8.75e3	73.3	NO
3	3 13C3-PFHxS	1800293-07 HS Maint. Barn Well-TAP 0....	2.23e3	70.2	NO
4	4 13C8-PFOA	1800293-07 HS Maint. Barn Well-TAP 0....	7.13e3	62.7	NO
5	5 13C9-PFNA	1800293-07 HS Maint. Barn Well-TAP 0....	7.35e3	71.5	NO
6	6 13C4-PFOS	1800293-07 HS Maint. Barn Well-TAP 0....	2.30e3	72.6	NO
7	7 13C6-PFDA	1800293-07 HS Maint. Barn Well-TAP 0....	8.59e3	63.6	NO
8	8 13C7-PFUDa	1800293-07 HS Maint. Barn Well-TAP 0....	1.05e4	76.7	NO

Dataset: Untitled

Last Altered: Monday, March 05, 2018 12:20:57 Pacific Standard Time

Printed: Monday, March 05, 2018 12:21:13 Pacific Standard Time

**Name: 180301M1\_99, Date: 02-Mar-2018, Time: 19:25:00, ID: IPA, Description: IPA**

	# Name	ID	Area	%Rec	Area Out
1	1 13C4-PFBA	IPA			NO
2	2 13C5-PFHxA	IPA			NO
3	3 13C3-PFHxS	IPA			NO
4	4 13C8-PFOA	IPA			NO
5	5 13C9-PFNA	IPA			NO
6	6 13C4-PFOS	IPA			NO
7	7 13C6-PFDA	IPA			NO
8	8 13C7-PFUDa	IPA			NO

**Name: 180301M1\_100, Date: 02-Mar-2018, Time: 19:36:30, ID: ST180301M1-15 PFC CS3 18B2317, Description: PFC CS3 18B2317**

	# Name	ID	Area	%Rec	Area Out
1	1 13C4-PFBA	ST180301M1-15 PFC CS3 18B2317	7.15e3	103.1	NO
2	2 13C5-PFHxA	ST180301M1-15 PFC CS3 18B2317	1.42e4	118.9	NO
3	3 13C3-PFHxS	ST180301M1-15 PFC CS3 18B2317	3.49e3	109.8	NO
4	4 13C8-PFOA	ST180301M1-15 PFC CS3 18B2317	1.21e4	106.6	NO
5	5 13C9-PFNA	ST180301M1-15 PFC CS3 18B2317	1.20e4	117.2	NO
6	6 13C4-PFOS	ST180301M1-15 PFC CS3 18B2317	3.03e3	96.0	NO
7	7 13C6-PFDA	ST180301M1-15 PFC CS3 18B2317	1.34e4	99.1	NO
8	8 13C7-PFUDa	ST180301M1-15 PFC CS3 18B2317	1.41e4	103.7	NO

**Name: 180301M1\_101, Date: 02-Mar-2018, Time: 19:47:56, ID: IPA, Description: IPA**

	# Name	ID	Area	%Rec	Area Out
1	1 13C4-PFBA	IPA			NO
2	2 13C5-PFHxA	IPA			NO
3	3 13C3-PFHxS	IPA			NO
4	4 13C8-PFOA	IPA	1.02e1	0.1	YES
5	5 13C9-PFNA	IPA			NO
6	6 13C4-PFOS	IPA			NO
7	7 13C6-PFDA	IPA			NO
8	8 13C7-PFUDa	IPA			NO

**Name: 180301M1\_102, Date: 02-Mar-2018, Time: 19:59:26, ID: 1800293-08 Elementary School Well-TAP 0.26141, Description: Elementary School Well-TAP**

	# Name	ID	Area	%Rec	Area Out
1	1 13C4-PFBA	1800293-08 Elementary School Well-TA...	7.09e3	102.3	NO
2	2 13C5-PFHxA	1800293-08 Elementary School Well-TA...	8.05e3	67.4	NO
3	3 13C3-PFHxS	1800293-08 Elementary School Well-TA...	1.87e3	58.7	NO
4	4 13C8-PFOA	1800293-08 Elementary School Well-TA...	7.68e3	67.5	NO
5	5 13C9-PFNA	1800293-08 Elementary School Well-TA...	8.59e3	83.6	NO
6	6 13C4-PFOS	1800293-08 Elementary School Well-TA...	2.18e3	69.1	NO
7	7 13C6-PFDA	1800293-08 Elementary School Well-TA...	8.23e3	61.0	NO
8	8 13C7-PFUDa	1800293-08 Elementary School Well-TA...	1.14e4	83.9	NO

Dataset: Untitled

Last Altered: Monday, March 05, 2018 12:20:57 Pacific Standard Time

Printed: Monday, March 05, 2018 12:21:13 Pacific Standard Time

**Name: 180301M1\_103, Date: 02-Mar-2018, Time: 20:10:55, ID: B8B0072-BS1 OPR 1, Description: OPR**

	# Name	ID	Area	%Rec	Area Out
1	1 13C4-PFBA	B8B0072-BS1 OPR 1	1.11e4	159.7	YES
2	2 13C5-PFHxA	B8B0072-BS1 OPR 1	1.41e4	118.0	NO
3	3 13C3-PFHxS	B8B0072-BS1 OPR 1	3.42e3	107.6	NO
4	4 13C8-PFOA	B8B0072-BS1 OPR 1	1.34e4	118.0	NO
5	5 13C9-PFNA	B8B0072-BS1 OPR 1	1.15e4	111.8	NO
6	6 13C4-PFOS	B8B0072-BS1 OPR 1	4.05e3	128.2	NO
7	7 13C6-PFDA	B8B0072-BS1 OPR 1	1.41e4	104.7	NO
8	8 13C7-PFUDa	B8B0072-BS1 OPR 1	1.61e4	118.0	NO

**Name: 180301M1\_104, Date: 02-Mar-2018, Time: 20:22:16, ID: B8B0072-BLK1 Method Blank 1, Description: Method Blank**

	# Name	ID	Area	%Rec	Area Out
1	1 13C4-PFBA	B8B0072-BLK1 Method Blank 1	1.35e4	195.2	YES
2	2 13C5-PFHxA	B8B0072-BLK1 Method Blank 1	1.84e4	154.0	YES
3	3 13C3-PFHxS	B8B0072-BLK1 Method Blank 1	4.34e3	136.4	NO
4	4 13C8-PFOA	B8B0072-BLK1 Method Blank 1	1.51e4	133.0	NO
5	5 13C9-PFNA	B8B0072-BLK1 Method Blank 1	1.79e4	174.2	YES
6	6 13C4-PFOS	B8B0072-BLK1 Method Blank 1	4.39e3	138.8	NO
7	7 13C6-PFDA	B8B0072-BLK1 Method Blank 1	1.81e4	133.9	NO
8	8 13C7-PFUDa	B8B0072-BLK1 Method Blank 1	1.81e4	132.9	NO

**Name: 180301M1\_105, Date: 02-Mar-2018, Time: 20:33:43, ID: 1800205-01 PFAS in Soil, 462, Soil 101 1.04, Description: PFAS in Soil, 462, Soil 101**

	# Name	ID	Area	%Rec	Area Out
1	1 13C4-PFBA	1800205-01 PFAS in Soil, 462, Soil 101 ...	1.29e4	186.3	YES
2	2 13C5-PFHxA	1800205-01 PFAS in Soil, 462, Soil 101 ...	1.51e4	126.2	NO
3	3 13C3-PFHxS	1800205-01 PFAS in Soil, 462, Soil 101 ...	3.84e3	120.7	NO
4	4 13C8-PFOA	1800205-01 PFAS in Soil, 462, Soil 101 ...	1.30e4	114.4	NO
5	5 13C9-PFNA	1800205-01 PFAS in Soil, 462, Soil 101 ...	1.43e4	139.5	NO
6	6 13C4-PFOS	1800205-01 PFAS in Soil, 462, Soil 101 ...	3.72e3	117.7	NO
7	7 13C6-PFDA	1800205-01 PFAS in Soil, 462, Soil 101 ...	1.51e4	111.8	NO
8	8 13C7-PFUDa	1800205-01 PFAS in Soil, 462, Soil 101 ...	1.83e4	134.1	NO

**Name: 180301M1\_106, Date: 02-Mar-2018, Time: 20:45:10, ID: IPA, Description: IPA**

	# Name	ID	Area	%Rec	Area Out
1	1 13C4-PFBA	IPA			NO
2	2 13C5-PFHxA	IPA	7.28e0	0.1	YES
3	3 13C3-PFHxS	IPA			NO
4	4 13C8-PFOA	IPA			NO
5	5 13C9-PFNA	IPA			NO
6	6 13C4-PFOS	IPA			NO
7	7 13C6-PFDA	IPA			NO
8	8 13C7-PFUDa	IPA			NO

Dataset: Untitled

Last Altered: Monday, March 05, 2018 12:20:57 Pacific Standard Time

Printed: Monday, March 05, 2018 12:21:13 Pacific Standard Time

Name: 180301M1\_107, Date: 02-Mar-2018, Time: 20:56:40, ID: ST180301M1-16 PFC CS3 18B2317, Description: PFC CS3 18B2317

	# Name	ID	Area	%Rec	Area Out
1	1 13C4-PFBA	ST180301M1-16 PFC CS3 18B2317	8.31e3	119.8	NO
2	2 13C5-PFHxA	ST180301M1-16 PFC CS3 18B2317	1.51e4	126.4	NO
3	3 13C3-PFHxS	ST180301M1-16 PFC CS3 18B2317	3.51e3	110.3	NO
4	4 13C8-PFOA	ST180301M1-16 PFC CS3 18B2317	1.15e4	100.7	NO
5	5 13C9-PFNA	ST180301M1-16 PFC CS3 18B2317	1.33e4	129.5	NO
6	6 13C4-PFOS	ST180301M1-16 PFC CS3 18B2317	3.35e3	106.0	NO
7	7 13C6-PFDA	ST180301M1-16 PFC CS3 18B2317	1.34e4	98.9	NO
8	8 13C7-PFUdA	ST180301M1-16 PFC CS3 18B2317	1.65e4	120.6	NO

Dataset: Untitled

Last Altered: Saturday, March 03, 2018 05:33:33 Pacific Standard Time

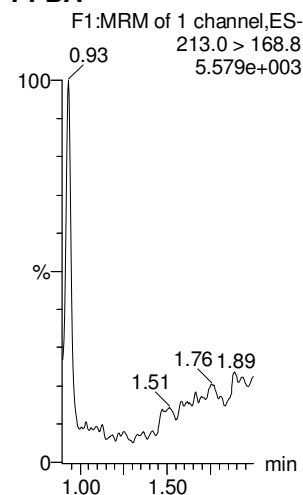
Printed: Saturday, March 03, 2018 05:33:41 Pacific Standard Time

Method: F:\Projects\PFAS.PRO\MethDB\PFAS\_FULL\_80C\_022718.mdb 28 Feb 2018 13:19:45

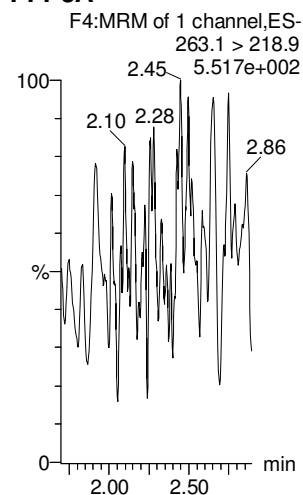
Calibration: F:\Projects\PFAS.PRO\CurveDB\C18\_VAL-PFAS\_Q4\_03-01-18-FULL.cdb 03 Mar 2018 05:24:54

Name: 180301M1\_12, Date: 02-Mar-2018, Time: 02:46:32, ID: IPA, Description: IPA

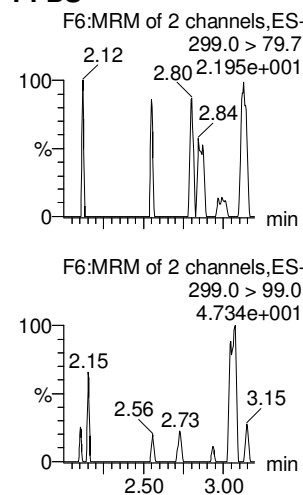
**PFBA**



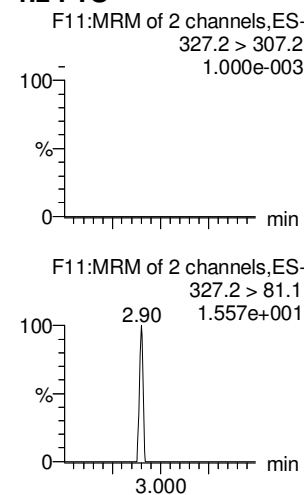
**PFPeA**



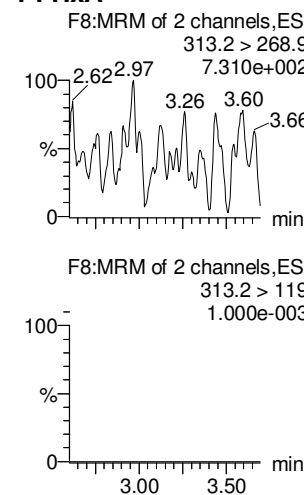
**PFBS**



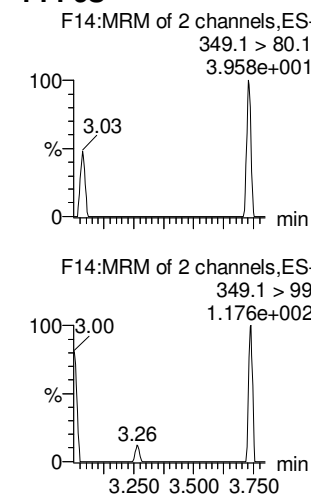
**4:2 FTS**



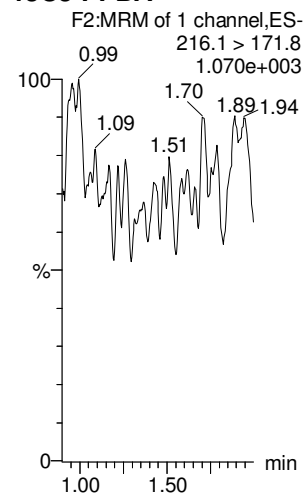
**PFHxA**



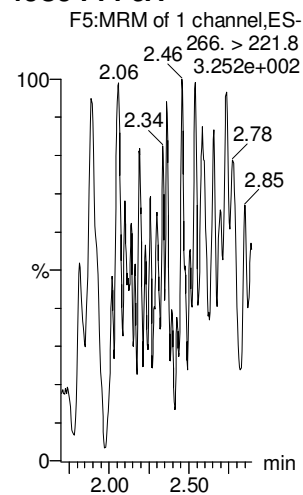
**PFPeS**



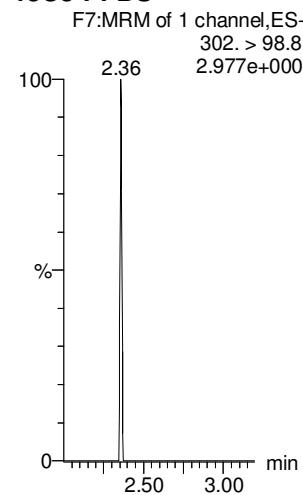
**13C3-PFBA**



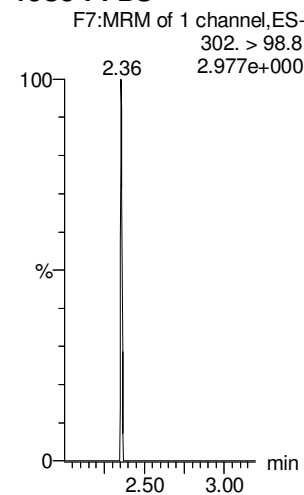
**13C3-PFPeA**



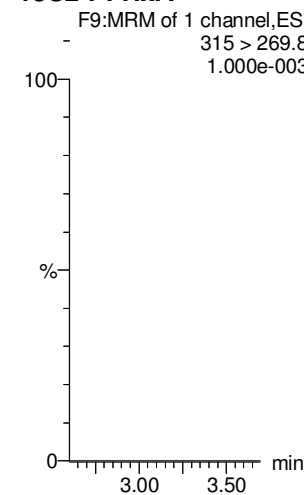
**13C3-PFBS**



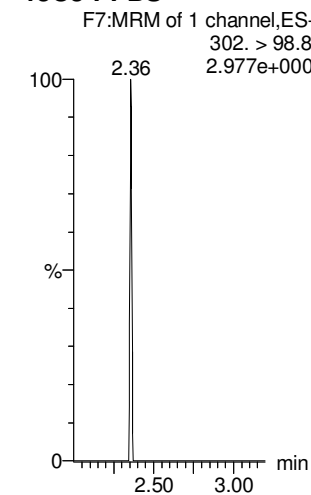
**13C3-PFBS**



**13C2-PFHxA**



**13C3-PFBS**





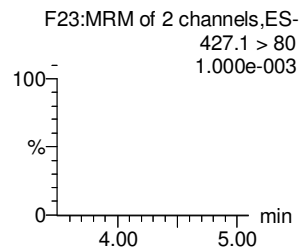
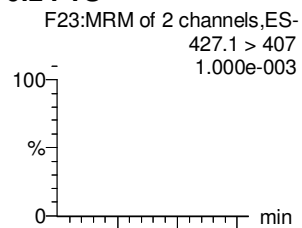
Dataset: Untitled

Last Altered: Saturday, March 03, 2018 05:33:33 Pacific Standard Time

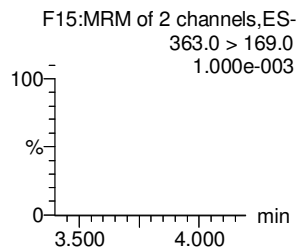
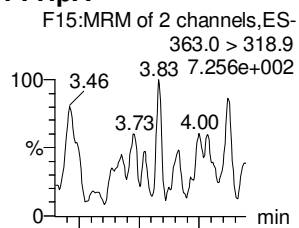
Printed: Saturday, March 03, 2018 05:33:41 Pacific Standard Time

Name: 180301M1\_12, Date: 02-Mar-2018, Time: 02:46:32, ID: IPA, Description: IPA

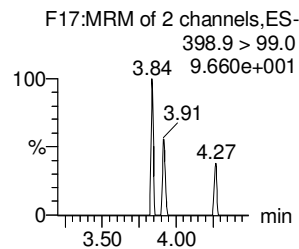
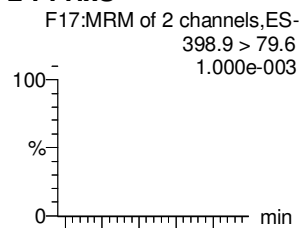
**6:2 FTS**



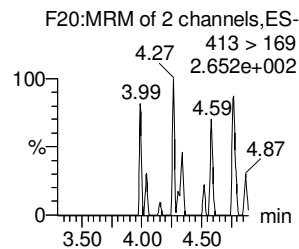
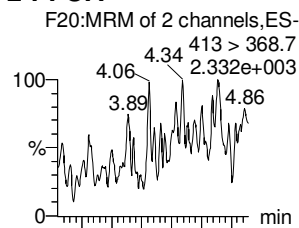
**PFHpA**



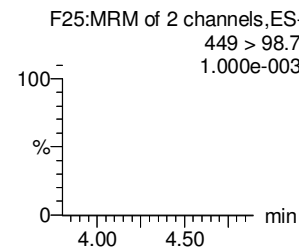
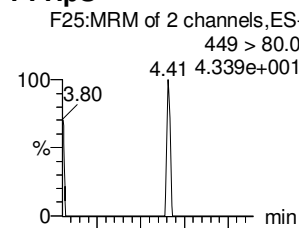
**L-PFHxS**



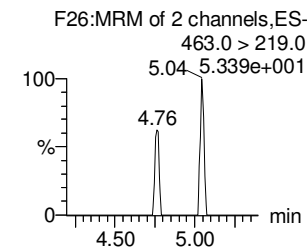
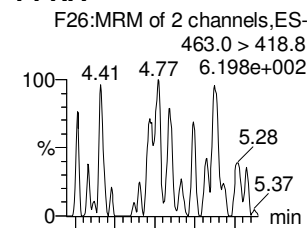
**L-PFOA**



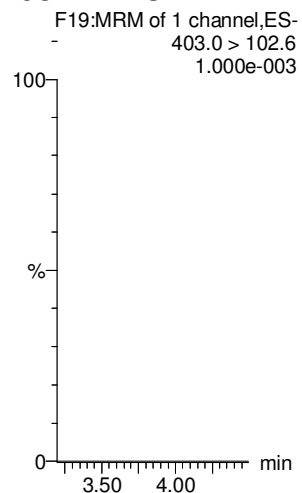
**PFHpS**



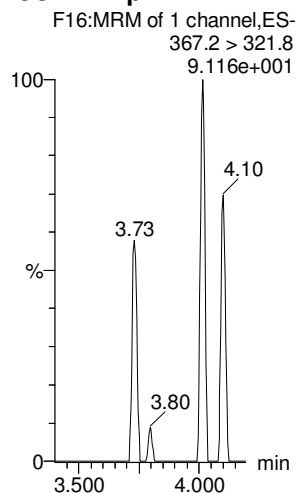
**PFNA**



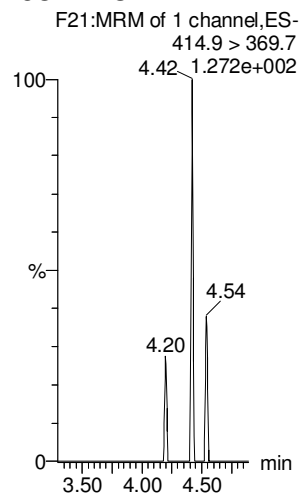
**18O2-PFHxS**



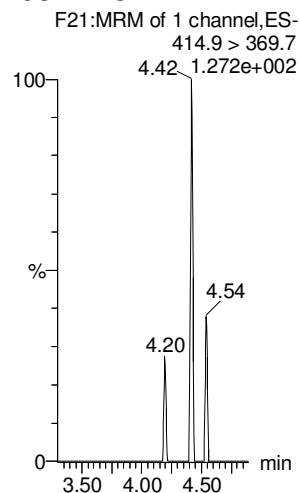
**13C4-PFHpA**



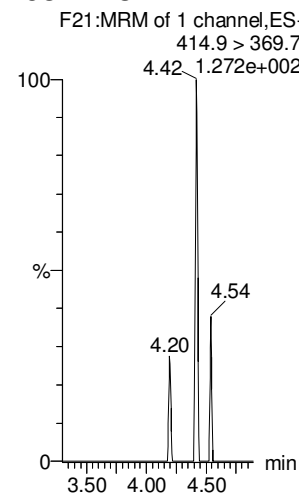
**13C2-PFOA**



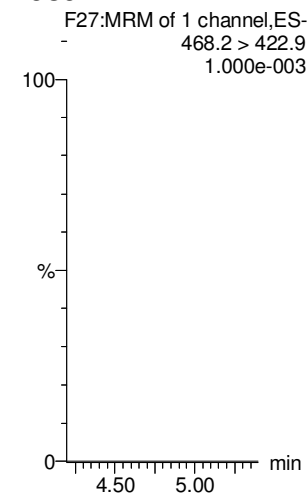
**13C2-PFOA**



**13C2-PFOA**



**13C5-PFNA**



Dataset: Untitled


Last Altered: Saturday, March 03, 2018 05:33:33 Pacific Standard Time

Printed: Saturday, March 03, 2018 05:33:41 Pacific Standard Time

Name: 180301M1\_12, Date: 02-Mar-2018, Time: 02:46:32, ID: IPA, Description: IPA


**PFOSA**

F29:MRM of 4 channels,ES-  
498.1 > 77.8  
1.000e-003



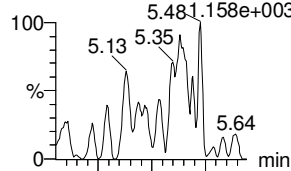
**L-PFOS**

F31:MRM of 2 channels,ES-  
499 > 79.9  
1.000e-003



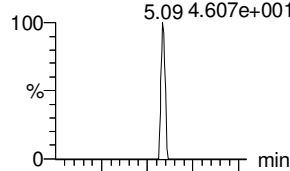
**PFDA**

F36:MRM of 2 channels,ES-  
513 > 468.8  
5.481,158e+003



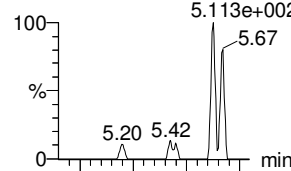
**8:2 FTS**

F41:MRM of 2 channels,ES-  
527 > 506.9  
5.09 4.607e+001



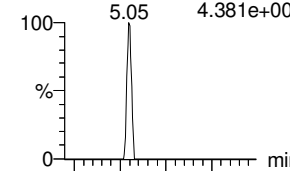
**PFNS**

F44:MRM of 2 channels,ES-  
549.1 > 80.1  
5.113e+002

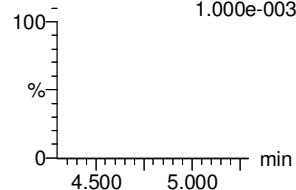


**N-MeFOSAA**

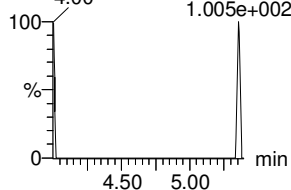
F47:MRM of 2 channels,ES-  
570.1 > 419  
4.381e+002



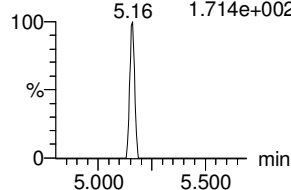
F29:MRM of 4 channels,ES-  
498.1 > 478  
1.000e-003



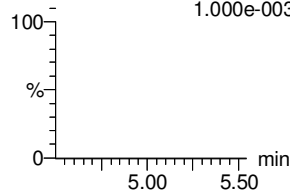
F31:MRM of 2 channels,ES-  
499 > 99  
1.005e+002



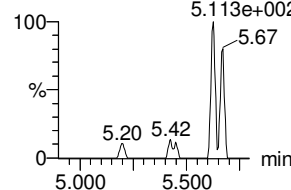
F36:MRM of 2 channels,ES-  
513 > 219  
1.714e+002



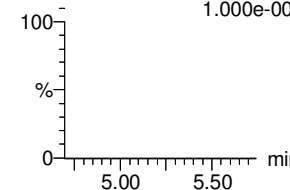
F41:MRM of 2 channels,ES-  
527 > 80  
1.000e-003



F44:MRM of 2 channels,ES-  
549.1 > 80.1  
5.113e+002

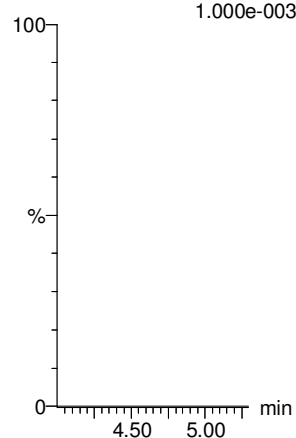


F47:MRM of 2 channels,ES-  
570.1 > 483.0  
1.000e-003



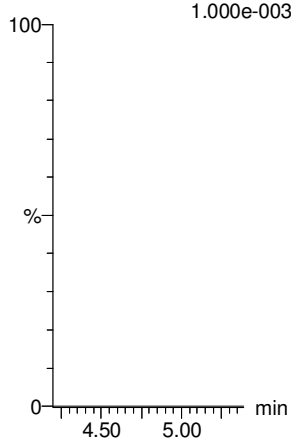
**13C8-PFOSA**

F33:MRM of 1 channel,ES-  
506.1 > 77.7  
1.000e-003



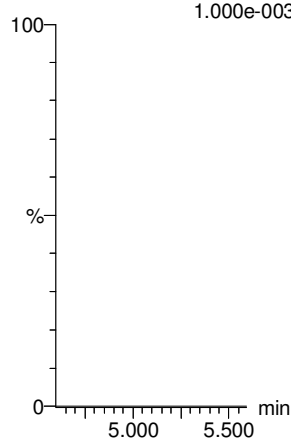
**13C8-PFOS**

F34:MRM of 1 channel,ES-  
507.0 > 79.9  
1.000e-003



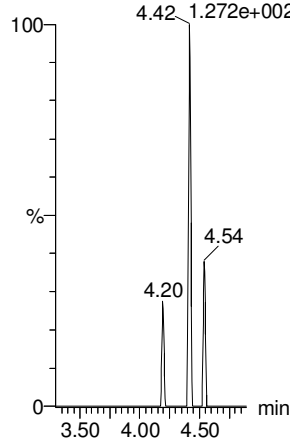
**13C2-PFDA**

F37:MRM of 1 channel,ES-  
515.1 > 469.9  
1.000e-003



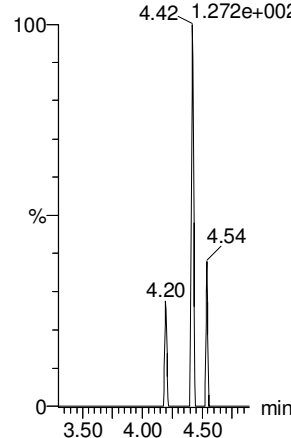
**13C2-PFOA**

F21:MRM of 1 channel,ES-  
414.9 > 369.7  
4.42 1.272e+002



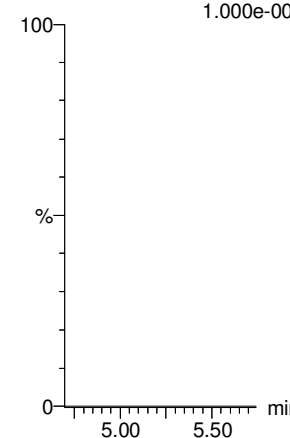
**13C2-PFOA**

F21:MRM of 1 channel,ES-  
414.9 > 369.7  
4.42 1.272e+002



**d3-N-MeFOSAA**

F49:MRM of 1 channel,ES-  
573.3 > 419  
1.000e-003



Dataset: Untitled

Last Altered: Saturday, March 03, 2018 05:33:33 Pacific Standard Time

Printed: Saturday, March 03, 2018 05:33:41 Pacific Standard Time

Name: 180301M1\_12, Date: 02-Mar-2018, Time: 02:46:32, ID: IPA, Description: IPA

**N-EtFOSAA**

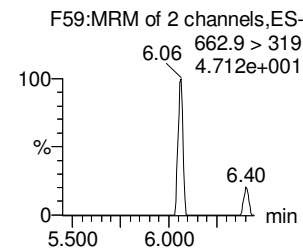
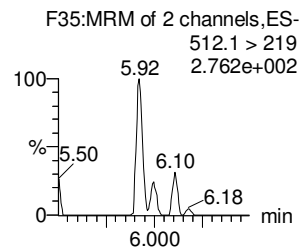
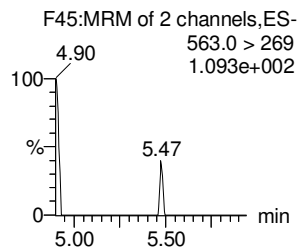
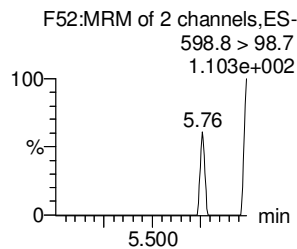
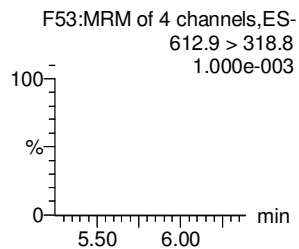
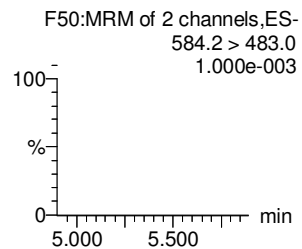
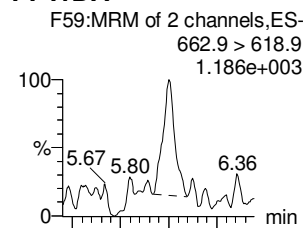
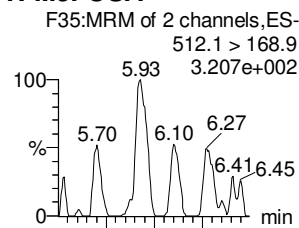
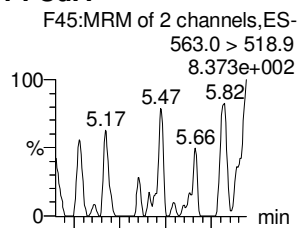
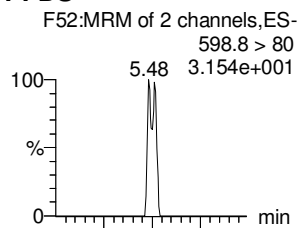
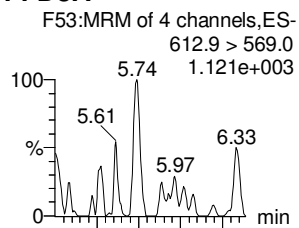
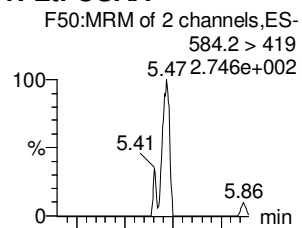
**PFDoA**

**PFDS**

**PFUdA**

**N-MeFOSA**

**PFTrDA**



**d5-N-EtFOSAA**

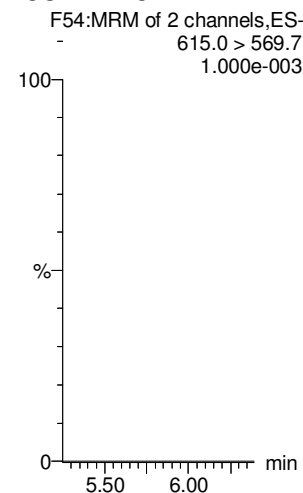
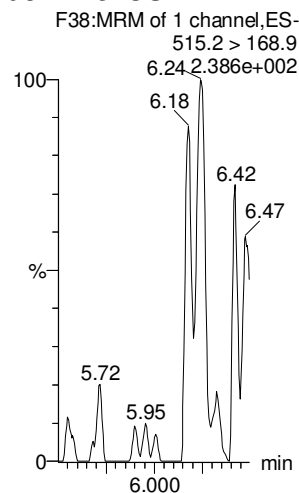


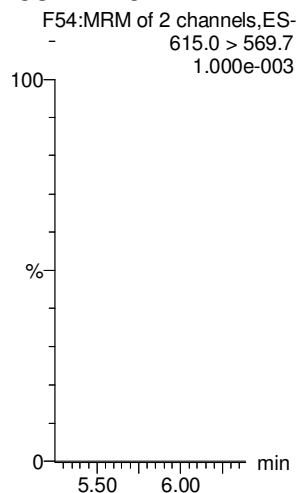
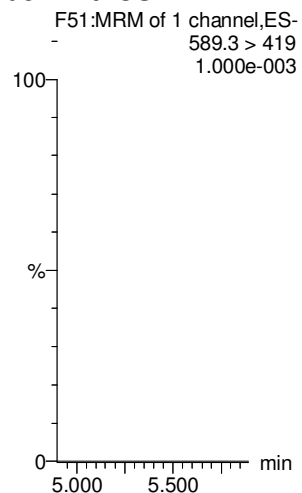
**13C2-PFDoA**

**13C2-PFUdA**

**13C2-PFUdA**

**d3-N-MeFOSA**

**13C2-PFDoA**



Dataset: Untitled

Last Altered: Saturday, March 03, 2018 05:33:33 Pacific Standard Time

Printed: Saturday, March 03, 2018 05:33:41 Pacific Standard Time

Name: 180301M1\_12, Date: 02-Mar-2018, Time: 02:46:32, ID: IPA, Description: IPA

**PFTeDA**

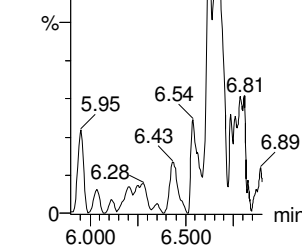
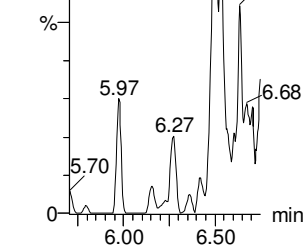
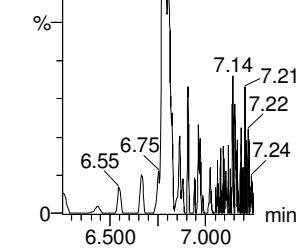
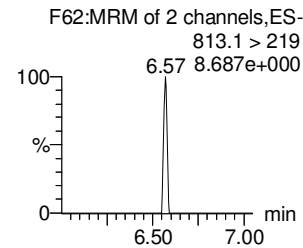
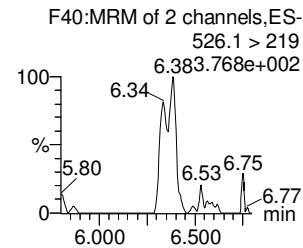
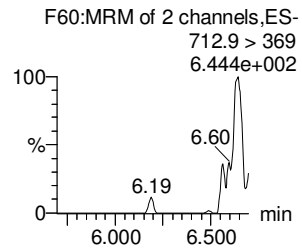
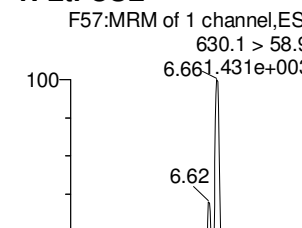
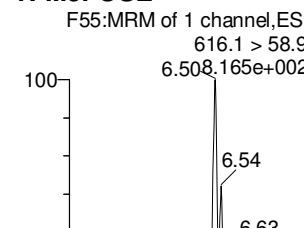
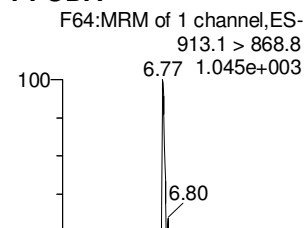
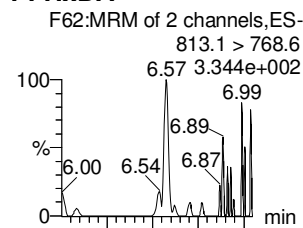
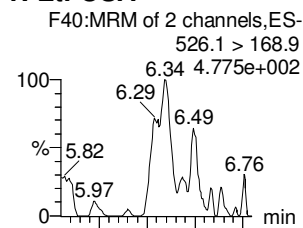
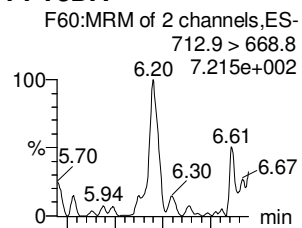
**N-EtFOSA**

**PFHxDA**

**PFODA**

**N-MeFOSE**

**N-EtFOSE**



**13C2-PFTeDA**

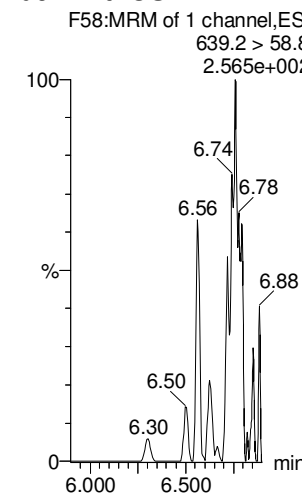
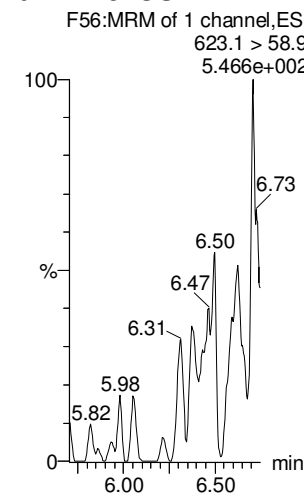
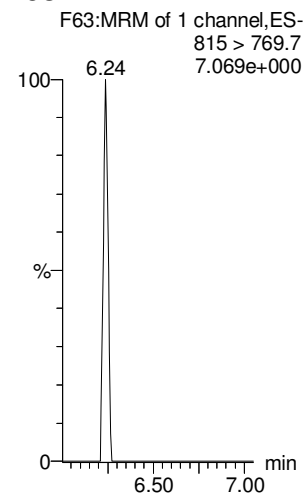
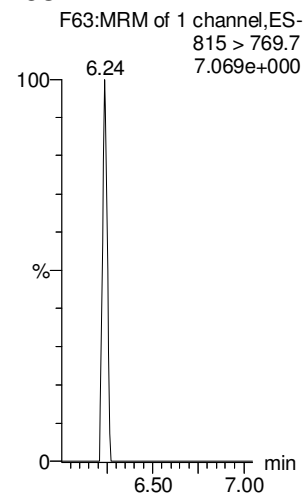
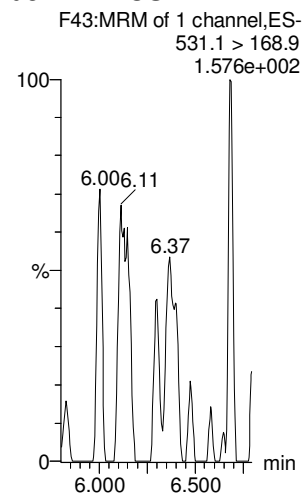
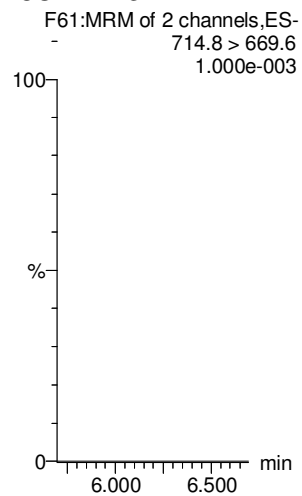
**d5-N-ETFOSA**

**13C2-PFHxDA**

**13C2-PFHxDA**

**d7-N-MeFOSE**

**d9-N-EtFOSE**



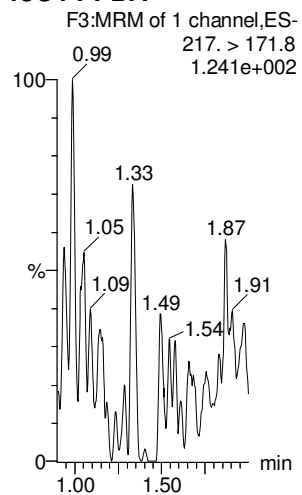
Dataset: Untitled

Last Altered: Saturday, March 03, 2018 05:33:33 Pacific Standard Time

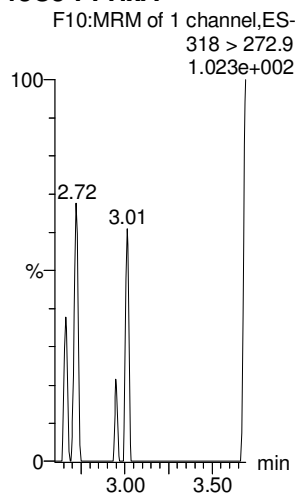
Printed: Saturday, March 03, 2018 05:33:41 Pacific Standard Time

Name: 180301M1\_12, Date: 02-Mar-2018, Time: 02:46:32, ID: IPA, Description: IPA

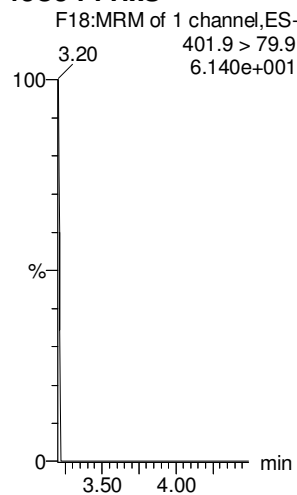
**13C4-PFBA**



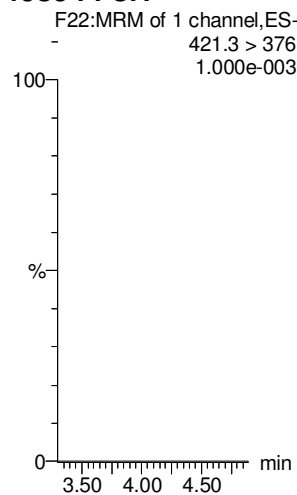
**13C5-PFHxA**



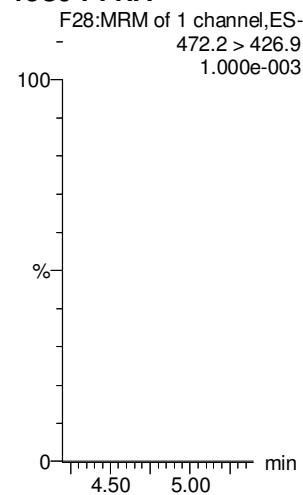
**13C3-PFHxS**



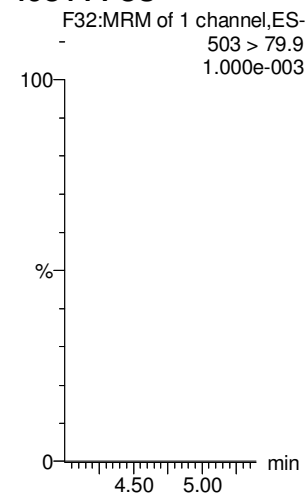
**13C8-PFOA**



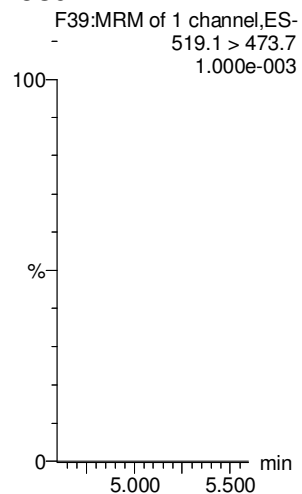
**13C9-PFNA**



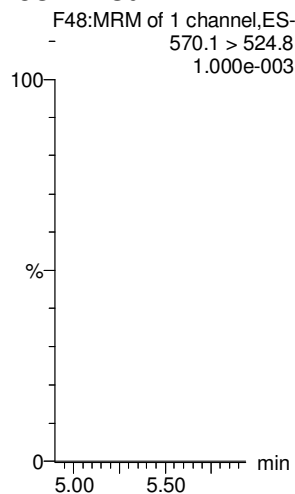
**13C4-PFOS**



**13C6-PFDA**



**13C7-PFUdA**



# LC Calibration Standards Review Checklist Q4

Calibration ID:	ION Ratio	Concentration	C-Cals Name	Sign Date	Correct I-Cal	Manual Integrations	
ST180301M1-11 LMH	<input checked="" type="checkbox"/>	<input checked="" type="checkbox"/>	<input checked="" type="checkbox"/>	<input checked="" type="checkbox"/>	<input checked="" type="checkbox"/>	<input checked="" type="checkbox"/>	<div style="text-align: right; margin-bottom: 5px;">M</div> <input type="checkbox"/> <input type="checkbox"/> <input type="checkbox"/> <input type="checkbox"/> <input type="checkbox"/> <input type="checkbox"/> <input type="checkbox"/>
-12 LMH	<input type="checkbox"/>	<input checked="" type="checkbox"/>	<input checked="" type="checkbox"/>	<input checked="" type="checkbox"/>	<input checked="" type="checkbox"/>	<input checked="" type="checkbox"/>	
-13 LMH	<input type="checkbox"/>	<input checked="" type="checkbox"/> (A)	<input checked="" type="checkbox"/>	<input checked="" type="checkbox"/>	<input checked="" type="checkbox"/>	<input checked="" type="checkbox"/>	
-14 LMH	<input type="checkbox"/>	<input checked="" type="checkbox"/>	<input checked="" type="checkbox"/>	<input checked="" type="checkbox"/>	<input checked="" type="checkbox"/>	<input checked="" type="checkbox"/>	
-15 LMH	<input type="checkbox"/>	<input checked="" type="checkbox"/> (B)	<input checked="" type="checkbox"/>	<input checked="" type="checkbox"/>	<input checked="" type="checkbox"/>	<input checked="" type="checkbox"/>	
-16 LMH	<input checked="" type="checkbox"/>	<input checked="" type="checkbox"/>	<input checked="" type="checkbox"/>	<input checked="" type="checkbox"/>	<input checked="" type="checkbox"/>	<input checked="" type="checkbox"/>	
LMH	<input type="checkbox"/>	<input type="checkbox"/>	<input type="checkbox"/>	<input type="checkbox"/>	<input type="checkbox"/>	<input type="checkbox"/>	
LMH	<input type="checkbox"/>	<input type="checkbox"/>	<input type="checkbox"/>	<input type="checkbox"/>	<input type="checkbox"/>	<input type="checkbox"/>	
LMH	<input type="checkbox"/>	<input type="checkbox"/>	<input type="checkbox"/>	<input type="checkbox"/>	<input type="checkbox"/>	<input type="checkbox"/>	
LMH	<input type="checkbox"/>	<input type="checkbox"/>	<input type="checkbox"/>	<input type="checkbox"/>	<input type="checkbox"/>	<input type="checkbox"/>	

Full Mass Cal. Date: 12/27/17

- Run Log Present:
- # of Samples per Sequence Checked:
- Instrument Blank Saved
- IIS Area Saved
- Reviewed By: MJT 3/5/18  
Initials/Date

**Comments:**

(A) PFHXS < 70%, PFUSA > 130%

(B) W2FIS > 130%

Dataset: F:\Projects\PFAS.PRO\Results\180301M1\180301M1-35.qld

Last Altered: Monday, March 05, 2018 08:57:22 Pacific Standard Time

Printed: Monday, March 05, 2018 08:57:34 Pacific Standard Time

Method: F:\Projects\PFAS.PRO\MethDB\PFAS\_FULL\_80C\_022718.mdb 28 Feb 2018 13:19:45

Calibration: F:\Projects\PFAS.PRO\CurveDB\C18\_VAL-PFAS\_Q4\_03-01-18-FULL.cdb 05 Mar 2018 08:17:35

*MTT*  
*3/5/18*

Name: 180301M1\_35, Date: 02-Mar-2018, Time: 07:10:14, ID: ST180301M1-11 PFC CS3 18B2317, Description: PFC CS3 18B2317

#	Name	Trace	Area	IS Area	RRF	Pred.RT	RT	y Axis Resp.	Conc.	%Rec	Recovery	Out
1	1 PFBA	213.0 > 168.8	6.27e3	6.85e3		1.46	1.45	11.4	9.43	94.3	NO	
2	2 PFPeA	263.1 > 218.9	1.01e4	1.29e4		2.31	2.42	9.82	9.76	97.6	NO	
3	3 PFBS	299.0 > 79.7	2.41e3	1.67e3		2.60	2.69	18.1	10.1	100.8	NO	
4	4 4:2 FTS	327.2>307.2	1.92e3	1.67e3		3.00	3.09	14.4	10.4	103.7	NO	
5	5 PFHxA	313.2 > 268.9	1.25e4	3.97e3		3.19	3.18	15.8	10.2	102.5	NO	
6	6 PFPeS	349.1>80.1	2.72e3	1.67e3		3.39	3.38	20.4	10.4	104.2	NO	
7	7 PFHpA	363.0 > 318.9	9.59e3	9.38e3		3.81	3.80	12.8	9.36	93.6	NO	
8	8 L-PFHxS	398.9 > 79.6	1.65e3	1.18e3		4.17	3.95	17.4	10.4	103.6	NO	
9	10 6:2 FTS	427.1 > 407	2.27e3	1.61e4		4.28	4.27	1.76	9.66	96.6	NO	
10	11 L-PFOA	413 > 368.7	1.23e4	1.61e4		4.40	4.32	9.57	9.81	98.1	NO	
11	13 PFHpS	449 > 80.0	2.96e3	1.61e4		4.44	4.44	2.30	9.74	97.4	NO	
12	14 PFNA	463.0 > 418.8	1.37e4	1.18e4		4.76	4.76	14.6	10.2	102.4	NO	
13	15 PFOSA	498.1 > 77.8	2.73e3	3.53e3		4.83	4.83	9.69	9.09	90.9	NO	
14	16 L-PFOS	499 > 79.9	2.95e3	3.63e3		4.90	4.84	10.2	9.17	91.7	NO	
15	18 PFDA	513 > 468.8	1.26e4	1.39e4		5.14	5.14	11.4	7.69	76.9	NO	
16	19 8:2 FTS	527 > 506.9	2.95e3	1.61e4		5.12	5.11	2.30	10.9	108.8	NO	
17	20 PFNS	549.1>80.1	2.38e3	3.63e3		5.08	5.21	8.20	8.85	88.5	NO	
18	21 N-MeFOSAA	570.1 > 419	7.24e3	5.24e3		5.29	5.29	17.3	11.7	116.9	NO	
19	22 N-EtFOSAA	584.2 > 419	5.63e3	6.68e3		5.45	5.45	10.5	10.9	108.9	NO	
20	23 PFuDA	563.0 > 518.9	1.17e4	1.52e4		5.46	5.47	9.64	9.14	91.4	NO	
21	24 PFDS	598.8 > 80	3.18e3	1.52e4		5.51	5.51	2.61	9.27	92.7	NO	
22	25 PFDoA	612.9 > 569.0	1.42e4	1.22e4		5.74	5.75	14.6	10.9	109.1	NO	
23	26 N-MeFOSA	512.1 > 168.9	7.48e3	2.03e4		5.84	5.97	55.3	55.1	110.3	NO	
24	27 PFTrDA	662.9 > 618.9	1.27e4	1.22e4		5.98	6.00	13.0	8.58	85.8	NO	
25	28 PFTeDA	712.9 > 668.8	1.13e4	5.68e3		6.20	6.22	24.8	9.13	91.3	NO	
26	29 N-EtFOSA	526.1 > 168.9	9.92e3	3.27e4		6.22	6.38	45.5	51.1	102.2	NO	
27	30 PFHxDA	813.1 > 768.6	5.44e3	4.22e3		6.51	6.56	6.44	9.73	97.3	NO	
28	31 PFOA	913.1 > 868.8	7.22e3	4.22e3		6.74	6.79	8.55	11.1	111.0	NO	
29	32 N-MeFOSE	616.1 > 58.9	8.88e3	2.54e4		6.31	6.52	52.5	51.9	103.8	NO	
30	33 N-EtFOSE	630.1 > 58.9	9.60e3	2.78e4		6.45	6.66	51.8	43.4	86.8	NO	
31	34 13C3-PFBA	216.1 > 171.8	6.85e3	7.31e3	0.895	1.46	1.45	11.7	13.1	104.7	NO	

*Am*  
*3/5/18*

Dataset: F:\Projects\PFAS.PRO\Results\180301M1\180301M1-35.qld

Last Altered: Monday, March 05, 2018 08:57:22 Pacific Standard Time

Printed: Monday, March 05, 2018 08:57:34 Pacific Standard Time

Name: 180301M1\_35, Date: 02-Mar-2018, Time: 07:10:14, ID: ST180301M1-11 PFC CS3 18B2317, Description: PFC CS3 18B2317

#	Name	Trace	Area	IS Area	RRF	Pred.RT	RT	y Axis Resp.	Conc.	%Rec	Recovery	Out
32	35	13C3-PFPeA	266. > 221.8	1.29e4	1.43e4	0.983	2.42	2.42	11.2	11.4	91.2	NO
33	36	13C3-PFBS	302. > 98.8	1.67e3	1.43e4	0.125	2.69	2.69	1.45	11.6	93.0	NO
34	37	13C2-PFHxA	315 > 269.8	3.97e3	1.43e4	0.722	3.19	3.18	3.46	4.79	95.7	NO
35	38	13C4-PFHpA	367.2 > 321.8	9.38e3	1.43e4	0.687	3.81	3.80	8.17	11.9	95.2	NO
36	39	18O2-PFHxS	403.0 > 102.6	1.18e3	3.02e3	0.367	3.96	3.95	4.89	13.3	106.5	NO
37	40	13C2-PFOA	414.9 > 369.7	1.61e4	1.06e4	1.260	4.33	4.33	19.0	15.0	120.3	NO
38	41	13C5-PFNA	468.2 > 422.9	1.18e4	1.11e4	0.959	4.76	4.77	13.3	13.8	110.6	NO
39	42	13C8-PFOSA	506.1 > 77.7	3.53e3	1.50e4	0.229	4.83	4.83	2.93	12.8	102.5	NO
40	43	13C8-PFOS	507.0 > 79.9	3.63e3	3.29e3	1.053	4.84	4.84	13.8	13.1	104.8	NO
41	44	13C2-PFDA	515.1 > 469.9	1.39e4	1.44e4	0.977	5.14	5.14	12.1	12.3	98.7	NO
42	45	d3-N-MeFOSAA	573.3 > 419	5.24e3	1.50e4	0.384	5.29	5.29	4.36	11.3	90.7	NO
43	46	d5-N-EiFOSAA	589.3 > 419	6.68e3	1.50e4	0.403	5.45	5.45	5.55	13.8	110.4	NO
44	47	13C2-PFUdA	565 > 519.8	1.52e4	1.50e4	1.019	5.46	5.47	12.7	12.4	99.4	NO
45	48	13C2-PFDoA	615.0 > 569.7	1.22e4	1.50e4	0.908	5.74	5.75	10.1	11.2	89.3	NO
46	49	d3-N-MeFOSA	515.2 > 168.9	2.03e4	1.50e4	0.117	5.84	5.99	16.9	144	95.8	NO
47	50	13C2-PFTeDA	714.8 > 669.6	5.68e3	1.50e4	0.414	6.20	6.22	4.73	11.4	91.4	NO
48	51	d5-N-ETFOSA	531.1 > 168.9	3.27e4	1.50e4	0.181	6.22	6.39	27.2	150	100.2	NO
49	52	13C2-PFHxDA	815 > 769.7	4.22e3	1.50e4	0.782	6.51	6.56	3.51	4.49	89.8	NO
50	53	d7-N-MeFOSE	623.1 > 58.9	2.54e4	1.50e4	0.172	6.31	6.51	21.1	123	81.9	NO
51	54	d9-N-EiFOSE	639.2 > 58.8	2.78e4	1.50e4	0.146	6.45	6.65	23.1	158	105.2	NO
52	55	13C4-PFBA	217. > 171.8	7.31e3	7.31e3	1.000	1.46	1.45	12.5	12.5	100.0	NO
53	56	13C5-PFHxA	318 > 272.9	1.43e4	1.43e4	1.000	3.19	3.18	12.5	12.5	100.0	NO
54	57	13C3-PFHxS	401.9 > 79.9	3.02e3	3.02e3	1.000	3.96	3.95	12.5	12.5	100.0	NO
55	58	13C8-PFOA	421.3 > 376	1.06e4	1.06e4	1.000	4.33	4.33	12.5	12.5	100.0	NO
56	59	13C9-PFNA	472.2 > 426.9	1.11e4	1.11e4	1.000	4.70	4.76	12.5	12.5	100.0	NO
57	60	13C4-PFOS	503 > 79.9	3.29e3	3.29e3	1.000	4.84	4.84	12.5	12.5	100.0	NO
58	61	13C6-PFDA	519.1 > 473.7	1.44e4	1.44e4	1.000	5.14	5.14	12.5	12.5	100.0	NO
59	62	13C7-PFUdA	570.1 > 524.8	1.50e4	1.50e4	1.000	5.46	5.47	12.5	12.5	100.0	NO



Vista Analytical Laboratory

Dataset: Untitled

Last Altered: Saturday, March 03, 2018 06:14:29 Pacific Standard Time

Printed: Saturday, March 03, 2018 06:14:58 Pacific Standard Time

Method: F:\Projects\PFAS.PRO\MethDB\PFAS\_FULL\_80C\_022718.mdb 28 Feb 2018 13:19:45

Calibration: F:\Projects\PFAS.PRO\CurveDB\C18\_VAL-PFAS\_Q4\_03-01-18-FULL.cdb 03 Mar 2018 05:24:54

Compound name: PFBA

	Name	ID	Acq.Date	Acq.Time
1	180301M1_2	ST180301M1-1 PFC CS-2 18B2312	02-Mar-18	00:51:52
2	180301M1_3	ST180301M1-2 PFC CS-1 18B2313	02-Mar-18	01:03:19
3	180301M1_4	ST180301M1-3 PFC CS0 18B2314	02-Mar-18	01:14:50 ✓
4	180301M1_5	ST180301M1-4 PFC CS1 18B2315	02-Mar-18	01:26:16
5	180301M1_6	ST180301M1-5 PFC CS2 18B2316	02-Mar-18	01:37:43
6	180301M1_7	ST180301M1-6 PFC CS3 18B2317	02-Mar-18	01:49:10
7	180301M1_8	ST180301M1-7 PFC CS4 18B2318	02-Mar-18	02:00:37
8	180301M1_9	ST180301M1-8 PFC CS5 18B2319	02-Mar-18	02:12:06
9	180301M1_10	ST180301M1-9 PFC CS6 18B2320	02-Mar-18	02:23:33
10	180301M1_11	ST180301M1-10 PFC CS7 18B2321	02-Mar-18	02:35:03
11	180301M1_12	IPA	02-Mar-18	02:46:32
12	180301M1_13	ICV180301M1-1 PFC ICV 18B2311	02-Mar-18	02:58:02 ✓
13	180301M1_14	IPA	02-Mar-18	03:09:32
14	180301M1_15	1800342-20 WI-AF-MW-200-0218 0.11976	02-Mar-18	03:21:00
15	180301M1_16	1800327-07 OF-FB44-0218 0.12118	02-Mar-18	03:32:29
16	180301M1_17	1800327-08 OF-RW59-0218 0.1103	02-Mar-18	03:43:58
17	180301M1_18	1800327-09 OF-FB59-0218 0.11633	02-Mar-18	03:55:25
18	180301M1_19	1800327-10 OF-RW03-0218 0.11147	02-Mar-18	04:06:52
19	180301M1_20	1800327-11 OF-FB03-0218 0.11762	02-Mar-18	04:18:19
20	180301M1_21	1800327-12 OF-RW37-0218 0.11621	02-Mar-18	04:29:45
21	180301M1_22	1800327-13 OF-FB37-0218 0.1165	02-Mar-18	04:41:15
22	180301M1_23	B8B0131-BS1 OPR 0.125	02-Mar-18	04:52:36
23	180301M1_24	B8B0131-BLK1 Method Blank 0.125	02-Mar-18	05:04:03
24	180301M1_25	B8B0131-MS1 Matrix Spike 0.12126	02-Mar-18	05:15:33
25	180301M1_26	B8B0131-MSD1 Matrix Spike Dup 0.11914	02-Mar-18	05:27:03
26	180301M1_27	1800329-01 OF-RW59-INF01-0218 0.11462	02-Mar-18	05:38:31
27	180301M1_28	1800329-02 OF-RW59-INF01P-0218 0.11789	02-Mar-18	05:50:02
28	180301M1_29	1800329-03 OF-RW59-MID01-0218 0.11984	02-Mar-18	06:01:31
29	180301M1_30	1800329-04 OF-RW59-EFF01-0218 0.1216	02-Mar-18	06:13:01
30	180301M1_31	1800329-05 OF-RW59-FB01-0218 0.11314	02-Mar-18	06:24:29
31	180301M1_32	1800329-06 OF-RW08-INF01-0218 0.12179	02-Mar-18	06:35:56

Vista Analytical Laboratory

Dataset: Untitled

Last Altered: Saturday, March 03, 2018 06:14:29 Pacific Standard Time

Printed: Saturday, March 03, 2018 06:14:58 Pacific Standard Time

Compound name: PFBA

	Name	ID	Acq Date	Acq Time
32	180301M1_33	1800329-07 OF-RW08-MID01-0218 0.10892	02-Mar-18	06:47:18
33	180301M1_34	IPA	02-Mar-18	06:58:45
34	180301M1_35	ST180301M1-11 PFC CS3 18B2317	02-Mar-18	07:10:14 ✓
35	180301M1_36	IPA	02-Mar-18	07:21:44
36	180301M1_37	1800329-08 OF-RW08-EFF01-0218 0.12262	02-Mar-18	07:33:13
37	180301M1_38	1800329-09 OF-RW08-FB01-0218 0.12173	02-Mar-18	07:44:43
38	180301M1_39	1800329-10 OF-RW63-INF01-0218 0.11237	02-Mar-18	07:56:13
39	180301M1_40	1800329-11 OF-RW63-MID01-0218 0.11515	02-Mar-18	08:07:43
40	180301M1_41	1800329-12 OF-RW63-EFF01-0218 0.12129	02-Mar-18	08:19:12
41	180301M1_42	1800329-13 OF-RW63-FB01-0218 0.12066	02-Mar-18	08:30:41
42	180301M1_43	1800329-14 OF-RW44-INF01-0218 0.11484	02-Mar-18	08:42:11
43	180301M1_44	1800329-15 OF-RW44-MID01-0218 0.12094	02-Mar-18	08:53:41
44	180301M1_45	1800329-16 OF-RW44-EFF01-0218 0.11743	02-Mar-18	09:05:10
45	180301M1_46	1800329-17 OF-RW44-FB01-0218 0.12155	02-Mar-18	09:16:31
46	180301M1_47	1800329-18 OF-RW42B-INF01-0218 0.11569	02-Mar-18	09:27:58
47	180301M1_48	B8B0122-BS1 OPR 0.125	02-Mar-18	09:39:25
48	180301M1_49	B8B0122-BSD1 LCSD 0.125	02-Mar-18	09:50:55
49	180301M1_50	B8B0122-BLK1 Method Blank 0.125	02-Mar-18	10:02:24
50	180301M1_51	1800323-01 OF-RW83-0218 0.11418	02-Mar-18	10:13:54
51	180301M1_52	1800323-02 OF-FB83-0218 0.11591	02-Mar-18	10:25:24
52	180301M1_53	1800323-03 OF-RW38-0218 0.11407	02-Mar-18	10:36:53
53	180301M1_54	IPA	02-Mar-18	10:48:23
54	180301M1_55	ST180301M1-12 PFC CS3 18B2317	02-Mar-18	10:59:50
55	180301M1_56	IPA	02-Mar-18	11:11:20
56	180301M1_57	1800323-04 OF-FB38-0218 0.11688	02-Mar-18	11:22:49
57	180301M1_58	1800323-05 OF-RW43-0218 0.1084	02-Mar-18	11:34:19
58	180301M1_59	1800323-06 OF-FB43-0218 0.10942	02-Mar-18	11:45:48
59	180301M1_60	1800323-07 OF-RW08-0218 0.11646	02-Mar-18	11:57:18
60	180301M1_61	1800323-08 OF-FB08-0218 0.11707	02-Mar-18	12:08:45
61	180301M1_62	1800323-09 OF-RW16-0218 0.11565	02-Mar-18	12:20:15
62	180301M1_63	1800323-10 OF-FB16-0218 0.11729	02-Mar-18	12:31:44
63	180301M1_64	1800324-01 OF-RW63-0218 0.11462	02-Mar-18	12:43:14
64	180301M1_65	IPA	02-Mar-18	12:54:41
65	180301M1_66	ST180301M1-13 PFC CS0 18B2314	02-Mar-18	13:06:11 ✓

Dataset: Untitled

Last Altered: Saturday, March 03, 2018 06:14:29 Pacific Standard Time

Printed: Saturday, March 03, 2018 06:14:58 Pacific Standard Time

Compound name: PFBA

	Name	ID	Acq.Date	Acq.Time
66	180301M1_67	IPA	02-Mar-18	13:17:40
67	180301M1_68	1800324-02 OF-FB63-0218 0.11622	02-Mar-18	13:29:10
68	180301M1_69	1800324-03 OF-RW23-0218 0.11311	02-Mar-18	13:40:37
69	180301M1_70	1800324-04 OF-FB23-0218 0.11692	02-Mar-18	13:52:07
70	180301M1_71	1800324-05 OF-RW28-0218 0.11227	02-Mar-18	14:03:36
71	180301M1_72	1800324-06 OF-FB28-0218 0.11581	02-Mar-18	14:15:06
72	180301M1_73	1800324-07 OF-RW60-0218 0.11223	02-Mar-18	14:26:32
73	180301M1_74	1800324-08 OF-RW60P-0218 0.11541	02-Mar-18	14:38:02
74	180301M1_75	1800324-09 OF-FB60-0218 0.11817	02-Mar-18	14:49:29
75	180301M1_76	1800324-10 OF-RW42C-0218 0.11358	02-Mar-18	15:00:58
76	180301M1_77	B8B0068-BS1 OPR 0.25	02-Mar-18	15:12:27
77	180301M1_78	B8B0068-BLK1 Method Blank 0.25	02-Mar-18	15:23:58
78	180301M1_79	1800272-01 MtBE_7256 0.26427	02-Mar-18	15:35:24
79	180301M1_80	1800286-01 GW2125180205RAP 0.25961	02-Mar-18	15:46:54
80	180301M1_81	1800286-02 GW3135180206RAP 0.25631	02-Mar-18	15:58:21
81	180301M1_82	1800286-03 GW4044180206RAP 0.25699	02-Mar-18	16:09:50
82	180301M1_83	1800286-04 GW5054180206RAP 0.26906	02-Mar-18	16:21:19
83	180301M1_84	1800286-05 GW5963180207RAP 0.26219	02-Mar-18	16:32:46
84	180301M1_85	IPA	02-Mar-18	16:44:16
85	180301M1_86	ST180301M1-14 PFC CS3 18B2317	02-Mar-18	16:55:46
86	180301M1_87	IPA	02-Mar-18	17:07:16
87	180301M1_88	1800286-06 GW2024180207RAP 0.25995	02-Mar-18	17:18:45
88	180301M1_89	1800286-07 GW3034180207RAP 0.25817	02-Mar-18	17:30:14
89	180301M1_90	1800286-08 GW4145180207RAP 0.26371	02-Mar-18	17:41:43
90	180301M1_91	1800286-09 GW5054180208RAP 0.26011	02-Mar-18	17:53:13
91	180301M1_92	1800293-01 HS DW WELL 1-TAP 0.26085	02-Mar-18	18:04:42
92	180301M1_93	1800293-02 FB1802071025AB 0.26261	02-Mar-18	18:16:12
93	180301M1_94	1800293-03 HS DW WELL 2-TAP 0.25552	02-Mar-18	18:27:41
94	180301M1_95	1800293-04 HS DW WELL 12-TAP 0.26089	02-Mar-18	18:39:11
95	180301M1_96	1800293-05 HS DW WELL 12-TAP-DUP 0.25274	02-Mar-18	18:50:38
96	180301M1_97	1800293-06 HS BUS Garage Well-TAP 0.25645	02-Mar-18	19:02:05
97	180301M1_98	1800293-07 HS Maint. Barn Well-TAP 0.25599	02-Mar-18	19:13:32
98	180301M1_99	IPA	02-Mar-18	19:25:00
99	180301M1_100	ST180301M1-15 PFC CS3 18B2317	02-Mar-18	19:36:30

Dataset: Untitled

Last Altered: Saturday, March 03, 2018 06:14:29 Pacific Standard Time

Printed: Saturday, March 03, 2018 06:14:58 Pacific Standard Time

Compound name: PFBA

	Name	ID	Acq.Date	Acq.Time
100	180301M1_101	IPA	02-Mar-18	19:47:56
101	180301M1_102	1800293-08 Elementary School Well-TAP 0.261...	02-Mar-18	19:59:26
102	180301M1_103	B8B0072-BS1 OPR 1	02-Mar-18	20:10:55
103	180301M1_104	B8B0072-BLK1 Method Blank 1	02-Mar-18	20:22:16
104	180301M1_105	1800205-01 PFAS in Soil, 462, Soil 101 1.04	02-Mar-18	20:33:43
105	180301M1_106	IPA	02-Mar-18	20:45:10
106	180301M1_107	ST180301M1-16 PFC CS3 18B2317	02-Mar-18	20:56:40
107	180301M1_108	IPA	02-Mar-18	21:08:07

Dataset: F:\Projects\PFAS.PRO\Results\180301M1\180301M1-35.qld

Last Altered: Monday, March 05, 2018 08:57:22 Pacific Standard Time

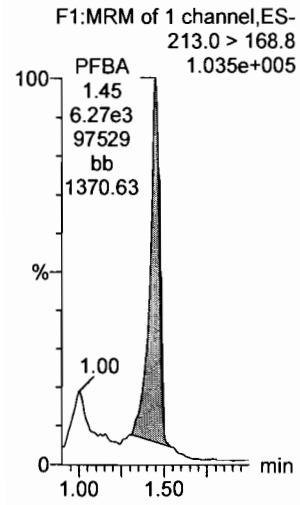
Printed: Monday, March 05, 2018 08:57:34 Pacific Standard Time

Method: F:\Projects\PFAS.PRO\MethDB\PFAS\_FULL\_80C\_022718.mdb 28 Feb 2018 13:19:45

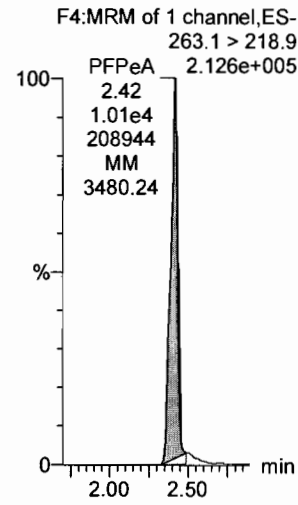
Calibration: F:\Projects\PFAS.PRO\CurveDB\C18\_VAL-PFAS\_Q4\_03-01-18-FULL.cdb 05 Mar 2018 08:17:35

Name: 180301M1\_35, Date: 02-Mar-2018, Time: 07:10:14, ID: ST180301M1-11 PFC CS3 18B2317, Description: PFC CS3 18B2317

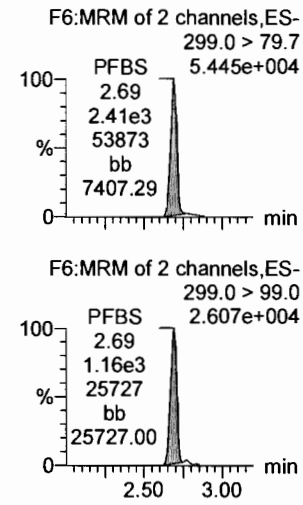
**PFBA**



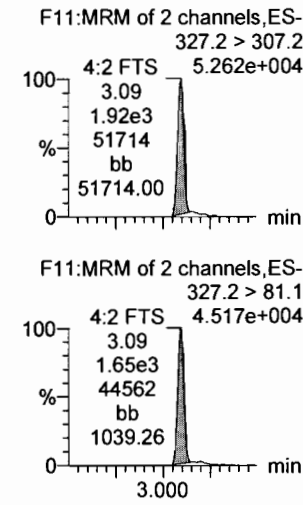
**PFPeA**




**PFBS**



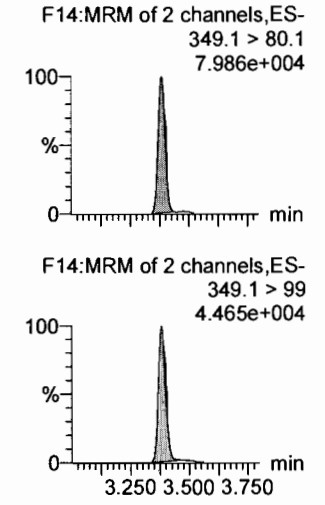
**4:2 FTS**



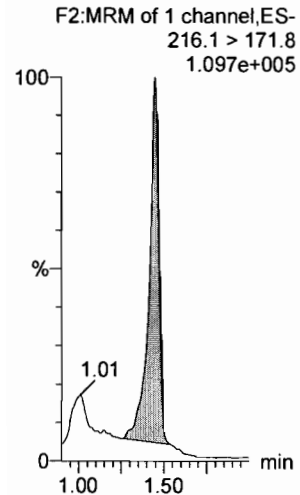
**PFHxA**



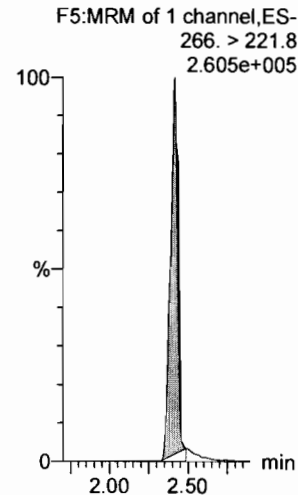
**PFPeS**



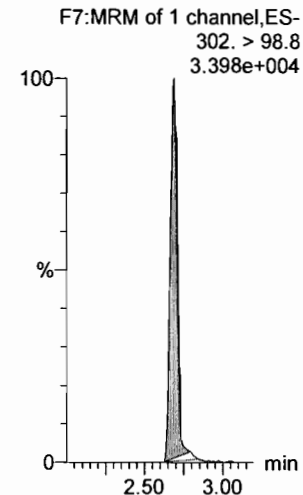
**13C3-PFBA**



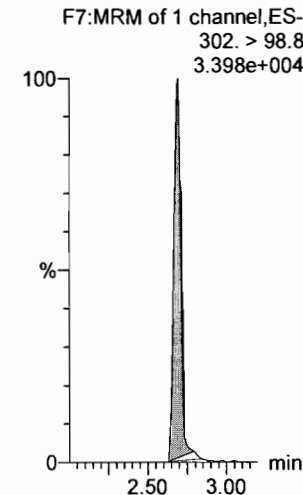
**13C3-PFPeA**



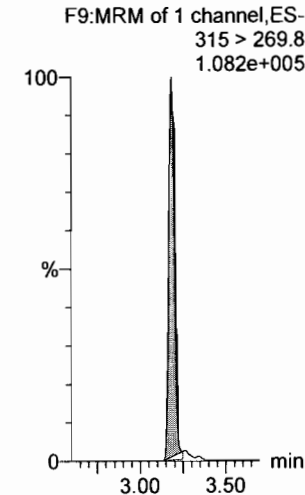
**13C3-PFBS**



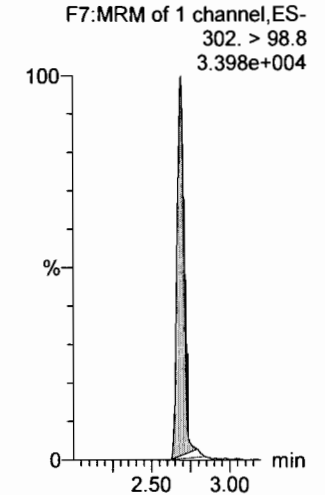
**13C3-PFBS**



**13C2-PFHxA**



**13C3-PFBS**



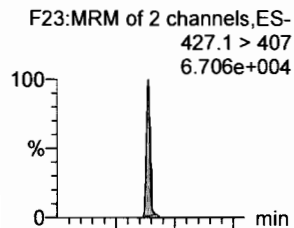
Dataset: F:\Projects\PFAS.PRO\Results\180301M1\180301M1-35.qld

Last Altered: Monday, March 05, 2018 08:57:22 Pacific Standard Time

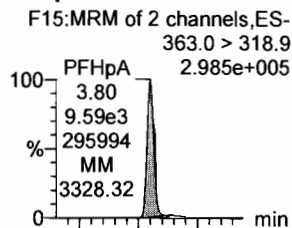
Printed: Monday, March 05, 2018 08:57:34 Pacific Standard Time

Name: 180301M1\_35, Date: 02-Mar-2018, Time: 07:10:14, ID: ST180301M1-11 PFC CS3 18B2317, Description: PFC CS3 18B2317

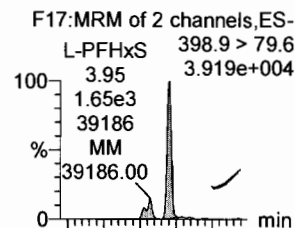
**6:2 FTS**



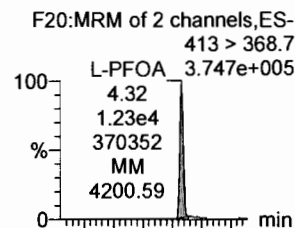
**PFHpA**



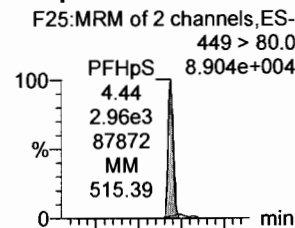
**L-PFHxS**



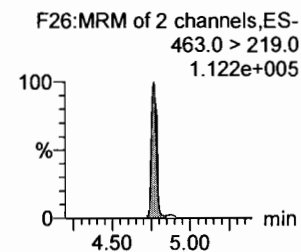
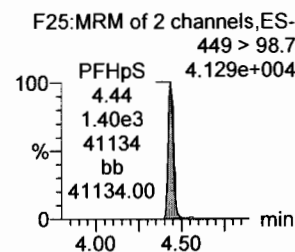
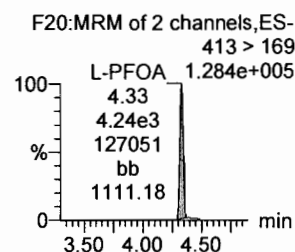
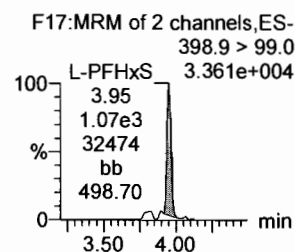
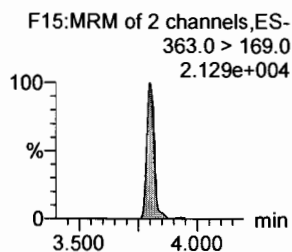
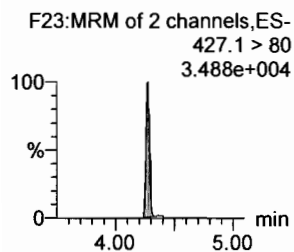
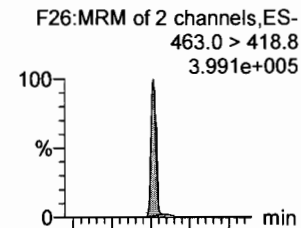
**L-PFOA**



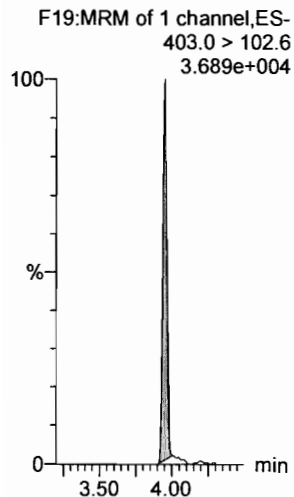
**PFHpS**



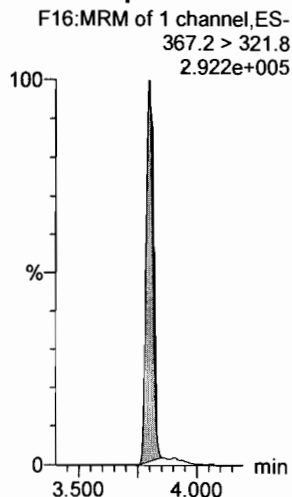
**PFNA**



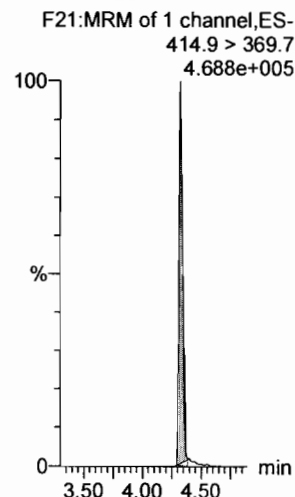
**18O2-PFHxS**



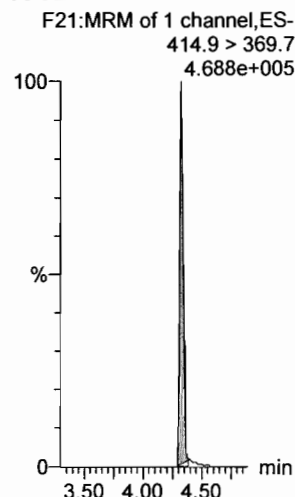
**13C4-PFHpa**



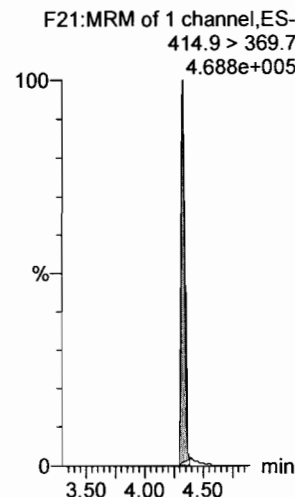
**13C2-PFOA**



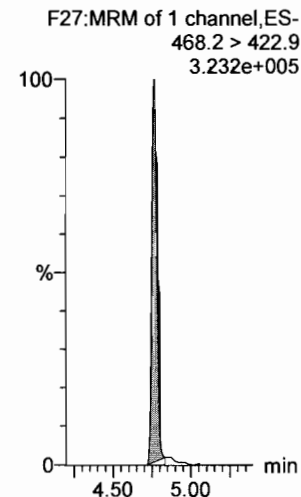
**13C2-PFOA**



**13C2-PFOA**



**13C5-PFNA**



Dataset: F:\Projects\PFAS.PRO\Results\180301M1\180301M1-35.qld

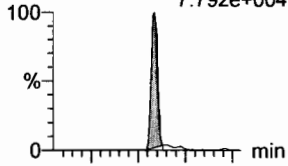
Last Altered: Monday, March 05, 2018 08:57:22 Pacific Standard Time

Printed: Monday, March 05, 2018 08:57:34 Pacific Standard Time

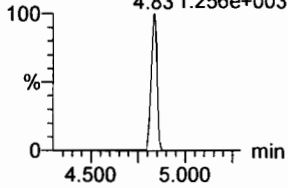
Name: 180301M1\_35, Date: 02-Mar-2018, Time: 07:10:14, ID: ST180301M1-11 PFC CS3 18B2317, Description: PFC CS3 18B2317

**PFOSA**

F29:MRM of 4 channels,ES-  
498.1 > 77.8  
7.792e+004

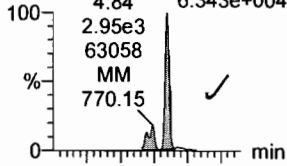


F29:MRM of 4 channels,ES-  
498.1 > 478  
4.83 1.256e+003

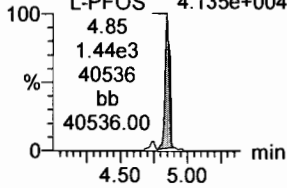


**L-PFOS**

F31:MRM of 2 channels,ES-  
L-PFOS 499 > 79.9  
4.84 6.343e+004  
2.95e3  
63058  
MM  
770.15

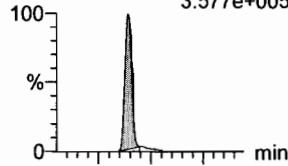


F31:MRM of 2 channels,ES-  
L-PFOS 499 > 99  
4.85 4.135e+004  
1.44e3  
40536  
bb  
40536.00

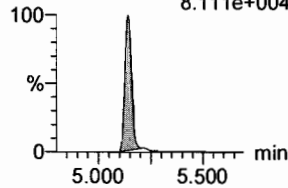


**PFDA**

F36:MRM of 2 channels,ES-  
513 > 468.8  
3.577e+005

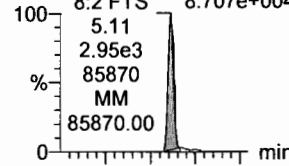


F36:MRM of 2 channels,ES-  
513 > 219  
8.111e+004

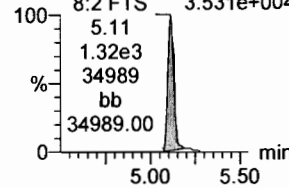


**8:2 FTS**

F41:MRM of 2 channels,ES-  
527 > 506.9  
8.707e+004  
8:2 FTS  
5.11  
2.95e3  
85870  
MM  
85870.00

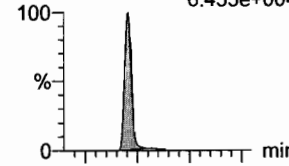


F41:MRM of 2 channels,ES-  
527 > 80  
3.531e+004  
8:2 FTS  
5.11  
1.32e3  
34989  
bb  
34989.00

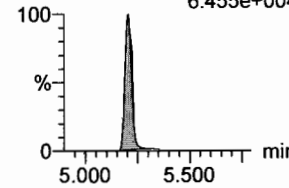


**PFNS**

F44:MRM of 2 channels,ES-  
549.1 > 80.1  
6.455e+004

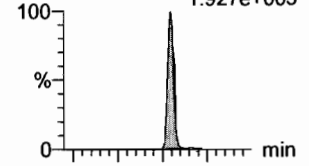


F44:MRM of 2 channels,ES-  
549.1 > 80.1  
6.455e+004

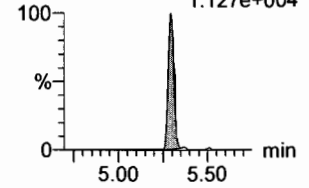


**N-MeFOSAA**

F47:MRM of 2 channels,ES-  
570.1 > 419  
1.927e+005

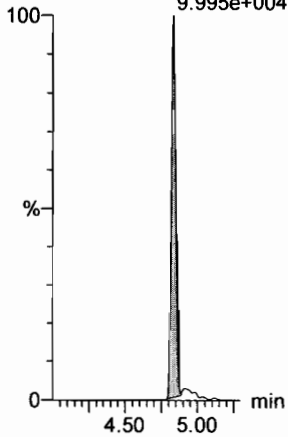


F47:MRM of 2 channels,ES-  
570.1 > 483.0  
1.127e+004



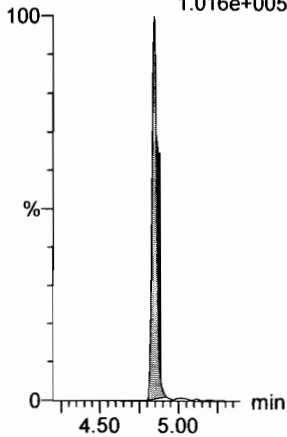
**13C8-PFOSA**

F33:MRM of 1 channel,ES-  
506.1 > 77.7  
9.995e+004



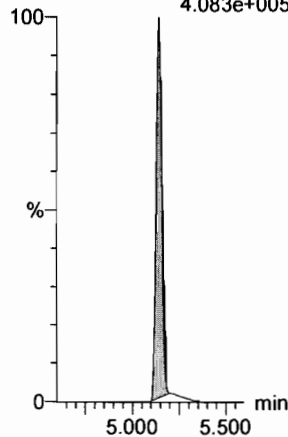
**13C8-PFOS**

F34:MRM of 1 channel,ES-  
507.0 > 79.9  
1.016e+005



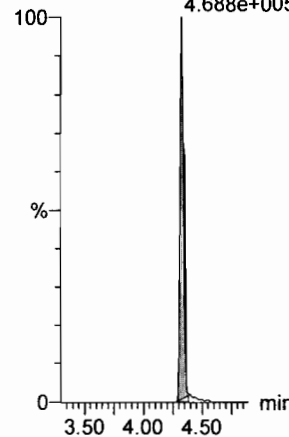
**13C2-PFDA**

F37:MRM of 1 channel,ES-  
515.1 > 469.9  
4.083e+005



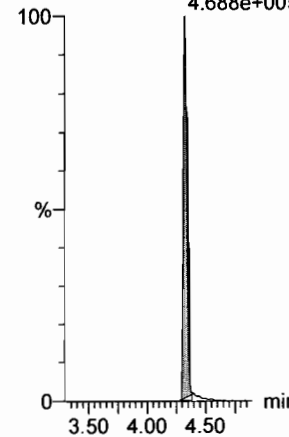
**13C2-PFOA**

F21:MRM of 1 channel,ES-  
414.9 > 369.7  
4.688e+005



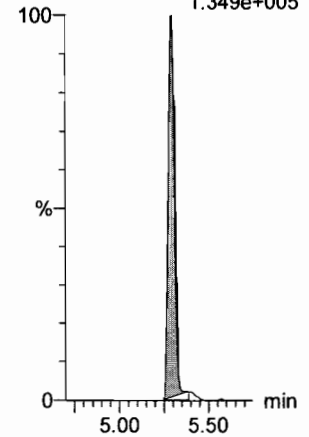
**13C2-PFOA**

F21:MRM of 1 channel,ES-  
414.9 > 369.7  
4.688e+005



**d3-N-MeFOSAA**

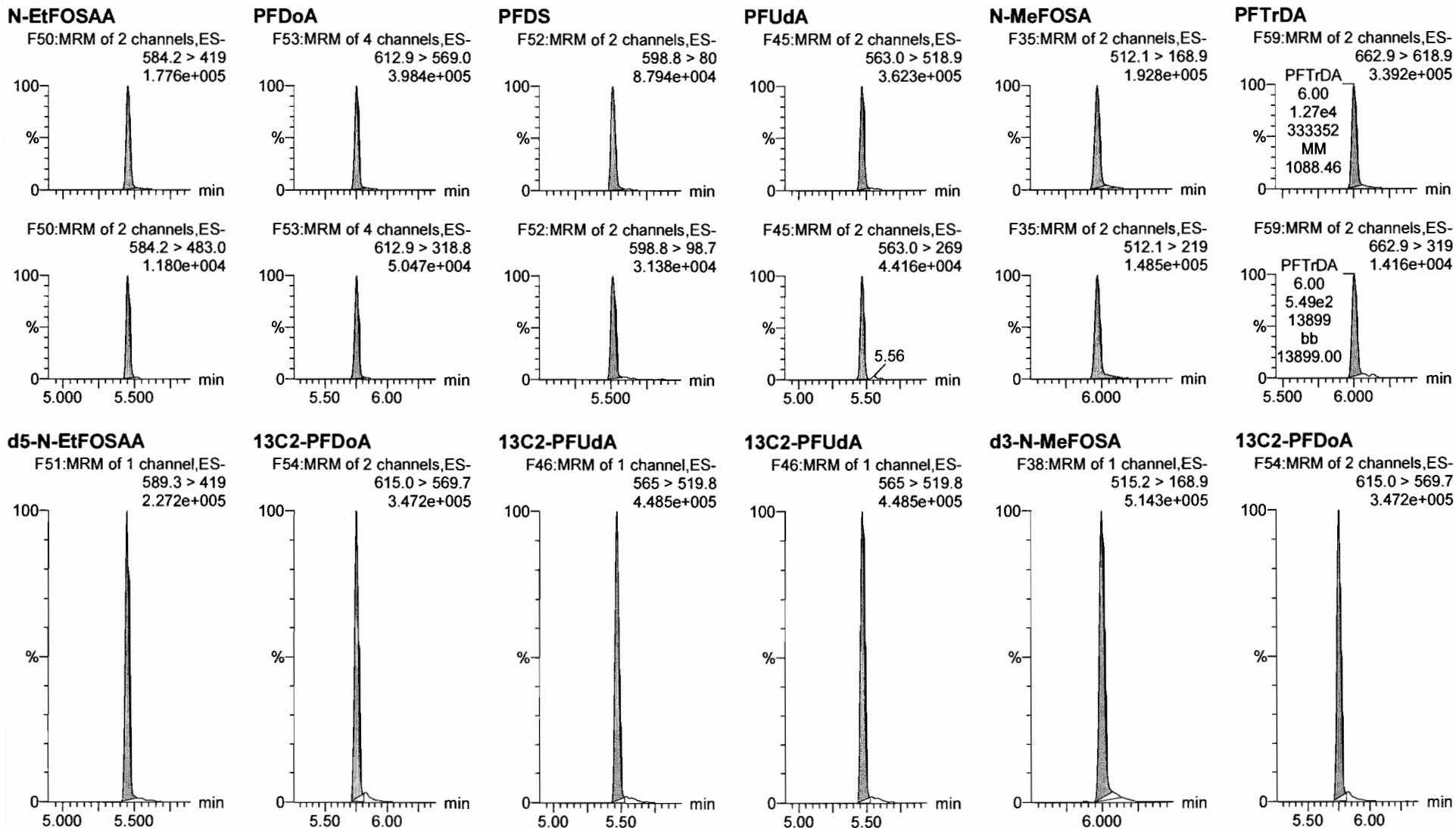
F49:MRM of 1 channel,ES-  
573.3 > 419  
1.349e+005



Dataset: F:\Projects\PFAS.PRO\Results\180301M1\180301M1-35.qld

Last Altered: Monday, March 05, 2018 08:57:22 Pacific Standard Time  
Printed: Monday, March 05, 2018 08:57:34 Pacific Standard Time

Name: 180301M1\_35, Date: 02-Mar-2018, Time: 07:10:14, ID: ST180301M1-11 PFC CS3 18B2317, Description: PFC CS3 18B2317



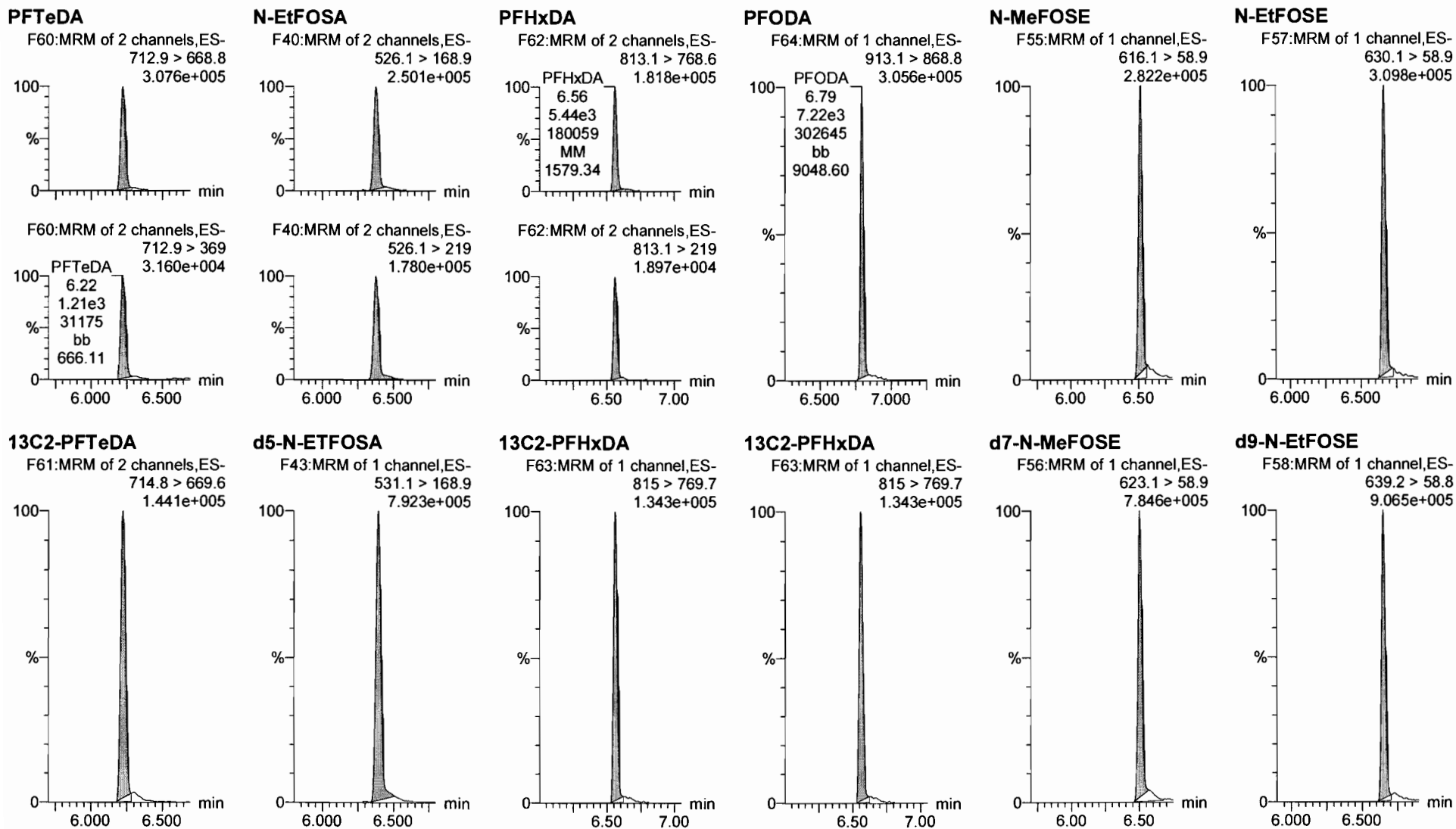


Dataset: F:\Projects\PFAS.PRO\Results\180301M1\180301M1-35.qld

Last Altered: Monday, March 05, 2018 08:57:22 Pacific Standard Time

Printed: Monday, March 05, 2018 08:57:34 Pacific Standard Time

Name: 180301M1\_35, Date: 02-Mar-2018, Time: 07:10:14, ID: ST180301M1-11 PFC CS3 18B2317, Description: PFC CS3 18B2317

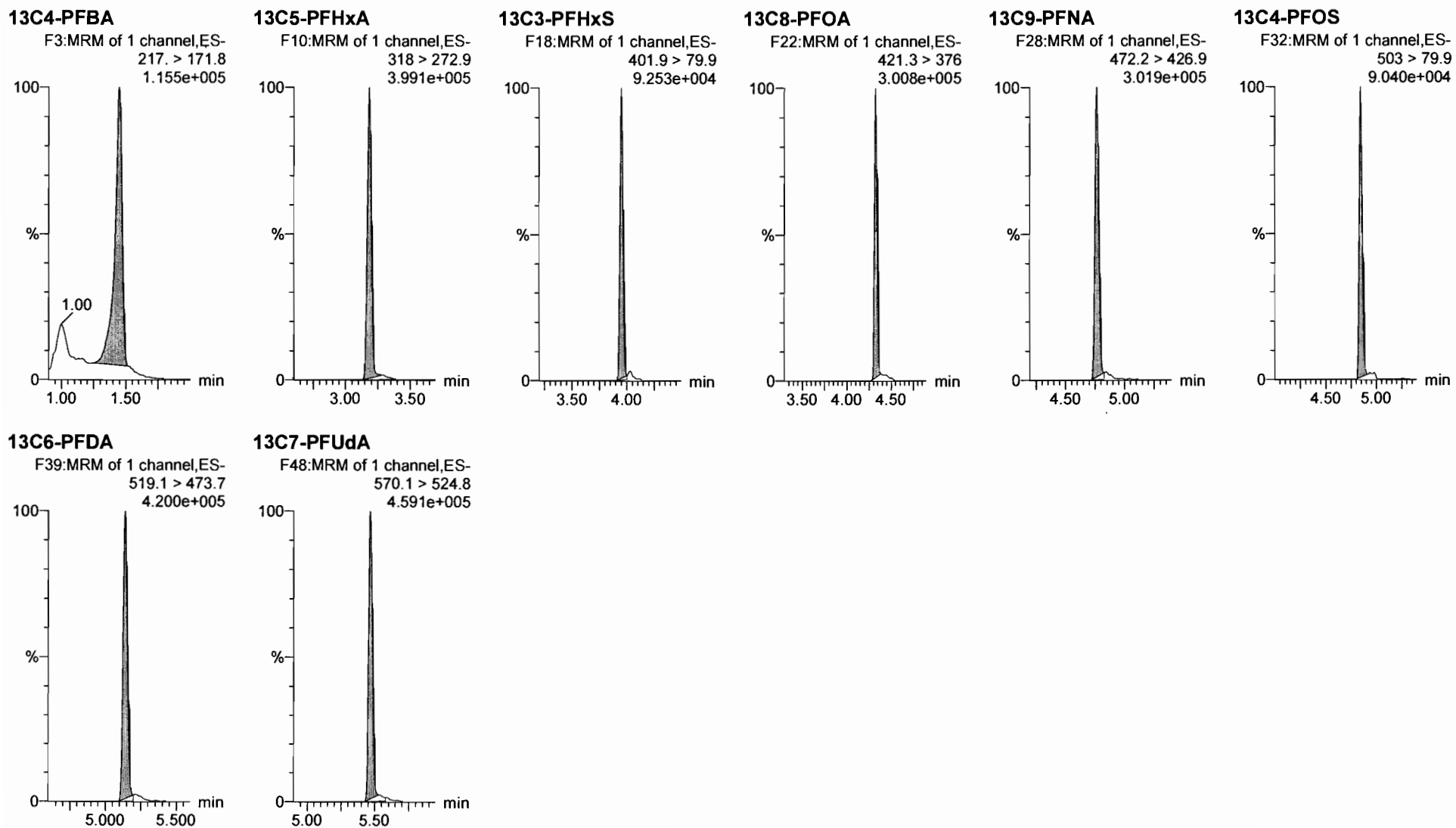


Dataset: F:\Projects\PFAS.PRO\Results\180301M1\180301M1-35.qld

Last Altered: Monday, March 05, 2018 08:57:22 Pacific Standard Time

Printed: Monday, March 05, 2018 08:57:34 Pacific Standard Time

Name: 180301M1\_35, Date: 02-Mar-2018, Time: 07:10:14, ID: ST180301M1-11 PFC CS3 18B2317, Description: PFC CS3 18B2317



**INITIAL CALIBRATION (ICAL)**  
**INCLUDING ASSOCIATED**  
**INITIAL CALIBRATION VERIFICATION (ICV) AND INSTRUMENT BLANK (IB)**

Dataset: F:\Projects\PFAS.PRO\Results\180228M1\180228M1-CRV.qld

*Rev'd J.A.  
03/01/2018*

Last Altered: Thursday, March 01, 2018 12:54:21 Pacific Standard Time

Printed: Thursday, March 01, 2018 12:56:34 Pacific Standard Time

Method: F:\Projects\PFAS.PRO\MethDB\PFAS\_FULL\_80C\_022718.mdb 28 Feb 2018 13:19:45

Calibration: F:\Projects\PFAS.PRO\CurveDB\C18\_VAL-PFAS\_Q4\_02-28-18-FULL.cdb 01 Mar 2018 12:54:21

**Compound name: PFBA**

Correlation coefficient:  $r = 0.999128$ ,  $r^2 = 0.998257$

Calibration curve:  $1.16633 * x + -0.00657388$

Response type: Internal Std ( Ref 34 ), Area \* ( IS Conc. / IS Area )

Curve type: Linear, Origin: Include, Weighting: 1/x, Axis trans: None

*gm  
3/1/18*

	# Name	Type	Std. Conc	RT	Area	IS Area	Response	Conc.	%Dev	Conc. Flag	CoD	CoD Flag	x-excluded
1	1 180228M1_2	Standard	0.250	1.47	247.554	9482.349	0.326	0.3	14.2	NO	0.998	NO	bb
2	2 180228M1_3	Standard	0.500	1.47	416.110	10405.057	0.500	0.4	-13.2	NO	0.998	NO	bb
3	3 180228M1_4	Standard	1.000	1.47	733.690	7784.448	1.178	1.0	1.6	NO	0.998	NO	bb
4	4 180228M1_5	Standard	2.000	1.47	1914.234	10499.210	2.279	2.0	-2.0	NO	0.998	NO	bb
5	5 180228M1_6	Standard	5.000	1.47	4291.185	10272.636	5.222	4.5	-10.3	NO	0.998	NO	MM
6	6 180228M1_7	Standard	10.000	1.47	7394.258	8094.981	11.418	9.8	-2.0	NO	0.998	NO	bb
7	7 180228M1_8	Standard	50.000	1.47	48191.977	10146.749	59.369	50.9	1.8	NO	0.998	NO	MM
8	8 180228M1_9	Standard	100.000	1.47	102193.359	10209.916	125.115	107.3	7.3	NO	0.998	NO	MM
9	9 180228M1_10	Standard	250.000	1.47	246942.734	10188.778	302.959	259.8	3.9	NO	0.998	NO	MM
10	10 180228M1_11	Standard	500.000	1.47	469335.375	10417.884	563.137	482.8	-3.4	NO	0.998	NO	MM

**Compound name: PFPeA**

Correlation coefficient:  $r = 0.999901$ ,  $r^2 = 0.999803$

Calibration curve:  $0.948079 * x + 0.0338914$

Response type: Internal Std ( Ref 35 ), Area \* ( IS Conc. / IS Area )

Curve type: Linear, Origin: Exclude, Weighting: 1/x, Axis trans: None

	# Name	Type	Std. Conc	RT	Area	IS Area	Response	Conc.	%Dev	Conc. Flag	CoD	CoD Flag	x-excluded
1	1 180228M1_2	Standard	0.250	2.43	322.311	14785.717	0.272	0.3	0.7	NO	1.000	NO	bb
2	2 180228M1_3	Standard	0.500	2.43	613.559	15577.599	0.492	0.5	-3.3	NO	1.000	NO	bb
3	3 180228M1_4	Standard	1.000	2.43	1090.073	13667.284	0.997	1.0	1.6	NO	1.000	NO	bb
4	4 180228M1_5	Standard	2.000	2.43	2377.582	14969.095	1.985	2.1	2.9	NO	1.000	NO	bb
5	5 180228M1_6	Standard	5.000	2.44	5486.409	15060.083	4.554	4.8	-4.7	NO	1.000	NO	MM
6	6 180228M1_7	Standard	10.000	2.43	10582.290	13277.061	9.963	10.5	4.7	NO	1.000	NO	MM
7	7 180228M1_8	Standard	50.000	2.43	55897.668	14578.932	47.927	50.5	1.0	NO	1.000	NO	MM
8	8 180228M1_9	Standard	100.000	2.43	110608.898	15053.539	91.846	96.8	-3.2	NO	1.000	NO	MM
9	9 180228M1_10	Standard	250.000	2.43	265728.188	14095.015	235.658	248.5	-0.6	NO	1.000	NO	MM
10	10 180228M1_11	Standard	500.000	2.43	501467.000	13122.153	477.691	503.8	0.8	NO	1.000	NO	MM

Dataset: F:\Projects\PFAS.PRO\Results\180228M1\180228M1-CRV.qld

Last Altered: Thursday, March 01, 2018 12:54:21 Pacific Standard Time

Printed: Thursday, March 01, 2018 12:56:34 Pacific Standard Time

**Compound name: PFBS**

Coefficient of Determination:  $R^2 = 0.999274$

Calibration curve:  $0.000206202 * x^2 + 1.71322 * x + 0.111292$

Response type: Internal Std ( Ref 36 ), Area \* ( IS Conc. / IS Area )

Curve type: 2nd Order, Origin: Exclude, Weighting: 1/x, Axis trans: None

	# Name	Type	Std. Conc	RT	Area	IS Area	Response	Conc.	%Dev	Conc. Flag	CoD	CoD Flag	x=excluded
1	1 180228M1_2	Standard	0.250	2.71	68.275	1855.292	0.460	0.2	-18.6	NO	0.999	NO	bb
2	2 180228M1_3	Standard	0.500	2.71	148.358	1853.660	1.000	0.5	3.8	NO	0.999	NO	bb
3	3 180228M1_4	Standard	1.000	2.71	256.720	1807.427	1.775	1.0	-2.9	NO	0.999	NO	bb
4	4 180228M1_5	Standard	2.000	2.71	576.594	1822.526	3.955	2.2	12.1	NO	0.999	NO	bb
5	5 180228M1_6	Standard	5.000	2.71	1428.336	2069.823	8.626	5.0	-0.7	NO	0.999	NO	bb
6	6 180228M1_7	Standard	10.000	2.70	2633.457	1697.783	19.389	11.2	12.4	NO	0.999	NO	bb
7	7 180228M1_8	Standard	50.000	2.71	12750.972	1943.352	82.017	47.5	-4.9	NO	0.999	NO	MM
8	8 180228M1_9	Standard	100.000	2.71	24499.549	1833.062	167.067	96.3	-3.7	NO	0.999	NO	bb
9	9 180228M1_10	Standard	250.000	2.70	63060.426	1734.008	454.586	257.3	2.9	NO	0.999	NO	bb
10	10 180228M1_11	Standard	500.000	2.71	113673.430	1573.035	903.297	497.4	-0.5	NO	0.999	NO	MM

**Compound name: 4:2 FTS**

Coefficient of Determination:  $R^2 = 0.999086$

Calibration curve:  $-0.000470192 * x^2 + 1.45893 * x + -0.0353824$

Response type: Internal Std ( Ref 36 ), Area \* ( IS Conc. / IS Area )

Curve type: 2nd Order, Origin: Exclude, Weighting: 1/x, Axis trans: None

	# Name	Type	Std. Conc	RT	Area	IS Area	Response	Conc.	%Dev	Conc. Flag	CoD	CoD Flag	x=excluded
1	1 180228M1_2	Standard	0.250	3.11	54.685	1855.292	0.368	0.3	10.7	NO	0.999	NO	MM
2	2 180228M1_3	Standard	0.500	3.11	105.009	1853.660	0.708	0.5	1.9	NO	0.999	NO	bb
3	3 180228M1_4	Standard	1.000	3.11	228.436	1807.427	1.580	1.1	10.8	NO	0.999	NO	bb
4	4 180228M1_5	Standard	2.000	3.11	414.115	1822.526	2.840	2.0	-1.4	NO	0.999	NO	bb
5	5 180228M1_6	Standard	5.000	3.10	946.363	2069.823	5.715	3.9	-21.1	NO	0.999	NO	bb
6	6 180228M1_7	Standard	10.000	3.11	2031.036	1697.783	14.954	10.3	3.1	NO	0.999	NO	bb
7	7 180228M1_8	Standard	50.000	3.11	10341.320	1943.352	66.517	46.3	-7.4	NO	0.999	NO	bd
8	8 180228M1_9	Standard	100.000	3.11	21007.951	1833.062	143.257	101.5	1.5	NO	0.999	NO	MM
9	9 180228M1_10	Standard	250.000	3.10	47603.441	1734.008	343.160	256.4	2.6	NO	0.999	NO	bb
10	10 180228M1_11	Standard	500.000	3.11	76520.570	1573.035	608.065	496.1	-0.8	NO	0.999	NO	MM

Dataset: F:\Projects\PFAS.PRO\Results\180228M1\180228M1-CRV.qld

Last Altered: Thursday, March 01, 2018 12:54:21 Pacific Standard Time

Printed: Thursday, March 01, 2018 12:56:34 Pacific Standard Time

**Compound name: PFHxA**

Coefficient of Determination:  $R^2 = 0.999642$

Calibration curve:  $-0.000494924 * x^2 + 1.5717 * x + 0.00313049$

Response type: Internal Std ( Ref 37 ), Area \* ( IS Conc. / IS Area )

Curve type: 2nd Order, Origin: Include, Weighting: 1/x, Axis trans: None

#	Name	Type	Std. Conc	RT	Area	IS Area	Response	Conc.	%Dev	Conc. Flag	CoD	CoD Flag	x=excluded
1	1 180228M1_2	Standard	0.250	3.20	352.086	4490.003	0.392	0.2	-1.0	NO	1.000	NO	bb
2	2 180228M1_3	Standard	0.500	3.20	798.305	4675.511	0.854	0.5	8.3	NO	1.000	NO	bb
3	3 180228M1_4	Standard	1.000	3.20	1170.664	3777.600	1.549	1.0	-1.6	NO	1.000	NO	bb
4	4 180228M1_5	Standard	2.000	3.20	2554.849	4051.851	3.153	2.0	0.3	NO	1.000	NO	bb
5	5 180228M1_6	Standard	5.000	3.20	6388.511	4362.427	7.322	4.7	-6.7	NO	1.000	NO	bb
6	6 180228M1_7	Standard	10.000	3.20	12198.630	3889.484	15.682	10.0	0.1	NO	1.000	NO	bb
7	7 180228M1_8	Standard	50.000	3.20	65896.070	4285.701	76.879	49.7	-0.6	NO	1.000	NO	MM
8	8 180228M1_9	Standard	100.000	3.20	130463.078	4128.800	157.992	103.9	3.9	NO	1.000	NO	MM
9	9 180228M1_10	Standard	250.000	3.20	304432.063	4293.219	354.550	244.4	-2.2	NO	1.000	NO	MM
10	10 180228M1_11	Standard	500.000	3.20	537130.063	4040.133	664.743	502.4	0.5	NO	1.000	NO	MM

**Compound name: PFPeS**

Correlation coefficient:  $r = 0.999015$ ,  $r^2 = 0.998031$

Calibration curve:  $1.88704 * x + 0.0029417$

Response type: Internal Std ( Ref 36 ), Area \* ( IS Conc. / IS Area )

Curve type: Linear, Origin: Exclude, Weighting: 1/x, Axis trans: None

#	Name	Type	Std. Conc	RT	Area	IS Area	Response	Conc.	%Dev	Conc. Flag	CoD	CoD Flag	x=excluded
1	1 180228M1_2	Standard	0.250	3.40	58.245	1855.292	0.392	0.2	-17.4	NO	0.998	NO	MM
2	2 180228M1_3	Standard	0.500	3.40	158.819	1853.660	1.071	0.6	13.2	NO	0.998	NO	bb
3	3 180228M1_4	Standard	1.000	3.39	290.622	1807.427	2.010	1.1	6.4	NO	0.998	NO	bb
4	4 180228M1_5	Standard	2.000	3.40	580.676	1822.526	3.983	2.1	5.4	NO	0.998	NO	bb
5	5 180228M1_6	Standard	5.000	3.40	1404.158	2069.823	8.480	4.5	-10.2	NO	0.998	NO	bb
6	6 180228M1_7	Standard	10.000	3.39	2788.688	1697.783	20.532	10.9	8.8	NO	0.998	NO	MM
7	7 180228M1_8	Standard	50.000	3.39	13177.732	1943.352	84.762	44.9	-10.2	NO	0.998	NO	bb
8	8 180228M1_9	Standard	100.000	3.39	28671.684	1833.062	195.518	103.6	3.6	NO	0.998	NO	bb
9	9 180228M1_10	Standard	250.000	3.39	65680.938	1734.008	473.476	250.9	0.4	NO	0.998	NO	MM
10	10 180228M1_11	Standard	500.000	3.40	105349.797	1573.035	837.154	443.6	-11.3	NO	0.998	NO	MMX

Dataset: F:\Projects\PFAS.PRO\Results\180228M1\180228M1-CRV.qld

Last Altered: Thursday, March 01, 2018 12:54:21 Pacific Standard Time

Printed: Thursday, March 01, 2018 12:56:34 Pacific Standard Time

**Compound name: PFHpA**

Correlation coefficient:  $r = 0.999379$ ,  $r^2 = 0.998759$

Calibration curve:  $1.25016 * x + 0.120612$

Response type: Internal Std ( Ref 38 ), Area \* ( IS Conc. / IS Area )

Curve type: Linear, Origin: Exclude, Weighting: 1/x, Axis trans: None

#	Name	Type	Std. Conc	RT	Area	IS Area	Response	Conc.	%Dev	Conc. Flag	CoD	CoD Flag	x=excluded
1	1 180228M1_2	Standard	0.250	3.81	267.721	9494.082	0.352	0.2	-25.8	NO	0.999	NO	bb
2	2 180228M1_3	Standard	0.500	3.81	610.352	10729.822	0.711	0.5	-5.5	NO	0.999	NO	bb
3	3 180228M1_4	Standard	1.000	3.81	1128.978	9187.313	1.536	1.1	13.2	NO	0.999	NO	bb
4	4 180228M1_5	Standard	2.000	3.81	2182.246	10462.907	2.607	2.0	-0.6	NO	0.999	NO	bb
5	5 180228M1_6	Standard	5.000	3.81	5293.262	10618.592	6.231	4.9	-2.2	NO	0.999	NO	bb
6	6 180228M1_7	Standard	10.000	3.81	10706.477	9470.683	14.131	11.2	12.1	NO	0.999	NO	bb
7	7 180228M1_8	Standard	50.000	3.81	56341.387	10641.383	66.182	52.8	5.7	NO	0.999	NO	MM
8	8 180228M1_9	Standard	100.000	3.81	106077.430	9901.633	133.914	107.0	7.0	NO	0.999	NO	MM
9	9 180228M1_10	Standard	250.000	3.81	248480.719	10273.245	302.340	241.7	-3.3	NO	0.999	NO	MM
10	10 180228M1_11	Standard	500.000	3.81	456782.688	9182.921	621.783	497.3	-0.5	NO	0.999	NO	MM

**Compound name: L-PFHxS**

Coefficient of Determination:  $R^2 = 0.999679$

Calibration curve:  $-0.000659439 * x^2 + 2.09699 * x + -0.426089$

Response type: Internal Std ( Ref 39 ), Area \* ( IS Conc. / IS Area )

Curve type: 2nd Order, Origin: Exclude, Weighting: 1/x, Axis trans: None

#	Name	Type	Std. Conc	RT	Area	IS Area	Response	Conc.	%Dev	Conc. Flag	CoD	CoD Flag	x=excluded
1	1 180228M1_2	Standard	0.250	3.96	54.011	1424.949	0.474	0.4	71.7	YES	1.000	NO	MMX
2	2 180228M1_3	Standard	0.500	3.96	98.041	1527.789	0.802	0.6	17.2	NO	1.000	NO	MM
3	3 180228M1_4	Standard	1.000	3.96	175.624	1372.598	1.599	1.0	-3.4	NO	1.000	NO	MM
4	4 180228M1_5	Standard	2.000	3.96	473.289	1530.425	3.866	2.0	2.4	NO	1.000	NO	MM
5	5 180228M1_6	Standard	5.000	3.96	901.317	1347.034	8.364	4.2	-16.1	NO	1.000	NO	MM
6	6 180228M1_7	Standard	10.000	3.96	2047.423	1241.597	20.613	10.1	0.6	NO	1.000	NO	MM
7	7 180228M1_8	Standard	50.000	3.96	10973.087	1347.006	101.828	49.5	-0.9	NO	1.000	NO	MM
8	8 180228M1_9	Standard	100.000	3.96	20444.072	1275.631	200.333	98.8	-1.2	NO	1.000	NO	MM
9	9 180228M1_10	Standard	250.000	3.96	49389.508	1258.126	490.705	254.6	1.8	NO	1.000	NO	MM
10	10 180228M1_11	Standard	500.000	3.96	81876.531	1163.364	879.739	497.6	-0.5	NO	1.000	NO	MM

Dataset: F:\Projects\PFAS.PRO\Results\180228M1\180228M1-CRV.qld

Last Altered: Thursday, March 01, 2018 12:54:21 Pacific Standard Time

Printed: Thursday, March 01, 2018 12:56:34 Pacific Standard Time

**Compound name: 6:2 FTS**

Coefficient of Determination:  $R^2 = 0.999493$

Calibration curve:  $-6.1827e-005 * x^2 + 0.213492 * x + -0.00864232$

Response type: Internal Std ( Ref 40 ), Area \* ( IS Conc. / IS Area )

Curve type: 2nd Order, Origin: Include, Weighting: 1/x, Axis trans: None

	# Name	Type	Std. Conc	RT	Area	IS Area	Response	Conc.	%Dev	Conc. Flag	CoD	CoD Flag	x=excluded
1	1 180228M1_2	Standard	0.250	4.29	65.737	15975.155	0.051	0.3	12.6	NO	0.999	NO	bb
2	2 180228M1_3	Standard	0.500	4.28	115.057	15272.082	0.094	0.5	-3.7	NO	0.999	NO	bb
3	3 180228M1_4	Standard	1.000	4.28	221.243	16212.780	0.171	0.8	-16.0	NO	0.999	NO	bb
4	4 180228M1_5	Standard	2.000	4.28	521.875	15592.995	0.418	2.0	0.1	NO	0.999	NO	bb
5	5 180228M1_6	Standard	5.000	4.28	1285.330	15321.488	1.049	5.0	-0.8	NO	0.999	NO	bb
6	6 180228M1_7	Standard	10.000	4.28	2318.900	14524.955	1.996	9.4	-5.9	NO	0.999	NO	MM
7	7 180228M1_8	Standard	50.000	4.28	13680.475	16742.660	10.214	48.6	-2.9	NO	0.999	NO	MM
8	8 180228M1_9	Standard	100.000	4.28	27621.369	17006.066	20.303	97.9	-2.1	NO	0.999	NO	MM
9	9 180228M1_10	Standard	250.000	4.28	66106.016	16192.753	51.031	258.4	3.4	NO	0.999	NO	MM
10	10 180228M1_11	Standard	500.000	4.28	107732.766	14858.598	90.632	495.7	-0.9	NO	0.999	NO	MM

**Compound name: L-PFOA**

Coefficient of Determination:  $R^2 = 0.999349$

Calibration curve:  $-0.000221149 * x^2 + 0.949975 * x + 0.169885$

Response type: Internal Std ( Ref 40 ), Area \* ( IS Conc. / IS Area )

Curve type: 2nd Order, Origin: Exclude, Weighting: 1/x, Axis trans: None

	# Name	Type	Std. Conc	RT	Area	IS Area	Response	Conc.	%Dev	Conc. Flag	CoD	CoD Flag	x=excluded
1	1 180228M1_2	Standard	0.250	4.34	381.263	15975.155	0.298	0.1	-45.9	YES	0.999	NO	bbX
2	2 180228M1_3	Standard	0.500	4.34	763.655	15272.082	0.625	0.5	-4.2	NO	0.999	NO	bb
3	3 180228M1_4	Standard	1.000	4.34	1451.279	16212.780	1.119	1.0	-0.1	NO	0.999	NO	bb
4	4 180228M1_5	Standard	2.000	4.34	2506.728	15592.995	2.009	1.9	-3.1	NO	0.999	NO	bb
5	5 180228M1_6	Standard	5.000	4.34	6013.561	15321.488	4.906	5.0	-0.2	NO	0.999	NO	bb
6	6 180228M1_7	Standard	10.000	4.34	11509.463	14524.955	9.905	10.3	2.7	NO	0.999	NO	MM
7	7 180228M1_8	Standard	50.000	4.34	66777.945	16742.660	49.856	53.0	5.9	NO	0.999	NO	MM
8	8 180228M1_9	Standard	100.000	4.34	128562.219	17006.066	94.497	101.7	1.7	NO	0.999	NO	bb
9	9 180228M1_10	Standard	250.000	4.34	279958.375	16192.753	216.114	240.8	-3.7	NO	0.999	NO	MM
10	10 180228M1_11	Standard	500.000	4.34	502989.906	14858.598	423.147	504.5	0.9	NO	0.999	NO	MM



Dataset: F:\Projects\PFAS.PRO\Results\180228M1\180228M1-CRV.qld

Last Altered: Thursday, March 01, 2018 12:54:21 Pacific Standard Time

Printed: Thursday, March 01, 2018 12:56:34 Pacific Standard Time

**Compound name: PFHpS**

Coefficient of Determination: R<sup>2</sup> = 0.998387

Calibration curve:  $-5.43855e-005 * x^2 + 0.223749 * x + -0.00184111$

Response type: Internal Std ( Ref 40 ), Area \* ( IS Conc. / IS Area )

Curve type: 2nd Order, Origin: Exclude, Weighting: 1/x, Axis trans: None

#	Name	Type	Std. Conc	RT	Area	IS Area	Response	Conc.	%Dev	Conc. Flag	CoD	CoD Flag	x=excluded
1	1 180228M1_2	Standard	0.250	4.44	50.879	15975.155	0.040	0.2	-25.5	NO	0.998	NO	MM
2	2 180228M1_3	Standard	0.500	4.45	143.780	15272.082	0.118	0.5	6.9	NO	0.998	NO	bb
3	3 180228M1_4	Standard	1.000	4.45	299.087	16212.780	0.231	1.0	3.9	NO	0.998	NO	bb
4	4 180228M1_5	Standard	2.000	4.45	593.475	15592.995	0.476	2.1	6.8	NO	0.998	NO	bb
5	5 180228M1_6	Standard	5.000	4.45	1434.391	15321.488	1.170	5.2	4.9	NO	0.998	NO	bb
6	6 180228M1_7	Standard	10.000	4.44	2740.903	14524.955	2.359	10.6	5.8	NO	0.998	NO	bb
7	7 180228M1_8	Standard	50.000	4.45	15231.757	16742.660	11.372	51.5	3.0	NO	0.998	NO	MM
8	8 180228M1_9	Standard	100.000	4.44	27075.600	17006.066	19.901	91.0	-9.0	NO	0.998	NO	MM
9	9 180228M1_10	Standard	250.000	4.44	70750.391	16192.753	54.616	260.6	4.2	NO	0.998	NO	MM
10	10 180228M1_11	Standard	500.000	4.45	116000.203	14858.598	97.587	495.9	-0.8	NO	0.998	NO	bb

**Compound name: PFNA**

Coefficient of Determination: R<sup>2</sup> = 0.999030

Calibration curve:  $-8.81865e-005 * x^2 + 1.2629 * x + 0.0829459$

Response type: Internal Std ( Ref 41 ), Area \* ( IS Conc. / IS Area )

Curve type: 2nd Order, Origin: Exclude, Weighting: 1/x, Axis trans: None

#	Name	Type	Std. Conc	RT	Area	IS Area	Response	Conc.	%Dev	Conc. Flag	CoD	CoD Flag	x=excluded
1	1 180228M1_2	Standard	0.250	4.78	376.655	13386.770	0.352	0.2	-14.9	NO	0.999	NO	bb
2	2 180228M1_3	Standard	0.500	4.78	668.434	12355.240	0.676	0.5	-6.0	NO	0.999	NO	bb
3	3 180228M1_4	Standard	1.000	4.77	1338.252	13137.864	1.273	0.9	-5.7	NO	0.999	NO	bb
4	4 180228M1_5	Standard	2.000	4.78	2984.553	12421.174	3.003	2.3	15.6	NO	0.999	NO	bb
5	5 180228M1_6	Standard	5.000	4.78	6233.700	13044.806	5.973	4.7	-6.7	NO	0.999	NO	bb
6	6 180228M1_7	Standard	10.000	4.77	12235.228	9852.600	15.523	12.2	22.4	NO	0.999	NO	bd
7	7 180228M1_8	Standard	50.000	4.78	73676.281	15582.357	59.102	46.9	-6.2	NO	0.999	NO	MM
8	8 180228M1_9	Standard	100.000	4.78	136563.500	13310.964	128.243	102.2	2.2	NO	0.999	NO	MM
9	9 180228M1_10	Standard	250.000	4.77	315388.188	12809.956	307.757	247.9	-0.8	NO	0.999	NO	MM
10	10 180228M1_11	Standard	500.000	4.78	553810.125	11338.512	610.541	500.9	0.2	NO	0.999	NO	MM

Dataset: F:\Projects\PFAS.PRO\Results\180228M1\180228M1-CRV.qld

Last Altered: Thursday, March 01, 2018 12:54:21 Pacific Standard Time

Printed: Thursday, March 01, 2018 12:56:34 Pacific Standard Time

**Compound name: PFOSA**

Coefficient of Determination:  $R^2 = 0.999639$

Calibration curve:  $0.000156031 * x^2 + 0.971532 * x + 0.0090602$

Response type: Internal Std ( Ref 42 ), Area \* ( IS Conc. / IS Area )

Curve type: 2nd Order, Origin: Exclude, Weighting: 1/x, Axis trans: None

	# Name	Type	Std. Conc	RT	Area	IS Area	Response	Conc.	%Dev	Conc. Flag	CoD	CoD Flag	x=excluded
1	1 180228M1_2	Standard	0.250	4.84	85.479	3907.384	0.273	0.3	8.9	NO	1.000	NO	bb
2	2 180228M1_3	Standard	0.500	4.84	182.516	4658.614	0.490	0.5	-1.1	NO	1.000	NO	bb
3	3 180228M1_4	Standard	1.000	4.84	293.697	4348.575	0.844	0.9	-14.0	NO	1.000	NO	bb
4	4 180228M1_5	Standard	2.000	4.84	683.418	4481.877	1.906	2.0	-2.4	NO	1.000	NO	bb
5	5 180228M1_6	Standard	5.000	4.84	1557.435	3958.071	4.919	5.0	1.0	NO	1.000	NO	bb
6	6 180228M1_7	Standard	10.000	4.84	3381.676	3967.696	10.654	10.9	9.4	NO	1.000	NO	bb
7	7 180228M1_8	Standard	50.000	4.84	16498.732	4167.121	49.491	50.5	1.0	NO	1.000	NO	MM
8	8 180228M1_9	Standard	100.000	4.84	32653.826	4312.461	94.650	95.9	-4.1	NO	1.000	NO	MM
9	9 180228M1_10	Standard	250.000	4.84	74211.438	3613.998	256.681	253.8	1.5	NO	1.000	NO	MM
10	10 180228M1_11	Standard	500.000	4.84	133248.656	3181.620	523.509	498.9	-0.2	NO	1.000	NO	MM

**Compound name: L-PFOS**

Coefficient of Determination:  $R^2 = 0.998384$

Calibration curve:  $1.67333e-006 * x^2 + 1.01023 * x + 0.0332659$

Response type: Internal Std ( Ref 43 ), Area \* ( IS Conc. / IS Area )

Curve type: 2nd Order, Origin: Exclude, Weighting: 1/x, Axis trans: None

	# Name	Type	Std. Conc	RT	Area	IS Area	Response	Conc.	%Dev	Conc. Flag	CoD	CoD Flag	x=excluded
1	1 180228M1_2	Standard	0.250	4.86	91.795	3308.733	0.347	0.3	24.1	NO	0.998	NO	MM
2	2 180228M1_3	Standard	0.500	4.86	136.756	3954.106	0.432	0.4	-21.0	NO	0.998	NO	MM
3	3 180228M1_4	Standard	1.000	4.86	283.699	3814.397	0.930	0.9	-11.3	NO	0.998	NO	MM
4	4 180228M1_5	Standard	2.000	4.86	647.524	3921.420	2.064	2.0	0.5	NO	0.998	NO	MM
5	5 180228M1_6	Standard	5.000	4.86	1757.030	4153.437	5.288	5.2	4.0	NO	0.998	NO	MM
6	6 180228M1_7	Standard	10.000	4.85	2988.751	3273.429	11.413	11.3	12.6	NO	0.998	NO	MM
7	7 180228M1_8	Standard	50.000	4.86	15513.780	4184.055	46.348	45.8	-8.3	NO	0.998	NO	MM
8	8 180228M1_9	Standard	100.000	4.85	29214.459	3794.025	96.252	95.2	-4.8	NO	0.998	NO	MM
9	9 180228M1_10	Standard	250.000	4.86	75080.922	3536.722	265.362	262.5	5.0	NO	0.998	NO	MM
10	10 180228M1_11	Standard	500.000	4.86	137847.094	3442.114	500.590	495.1	-1.0	NO	0.998	NO	MM

Dataset: F:\Projects\PFAS.PRO\Results\180228M1\180228M1-CRV.qld

Last Altered: Thursday, March 01, 2018 12:54:21 Pacific Standard Time

Printed: Thursday, March 01, 2018 12:56:34 Pacific Standard Time

**Compound name: PFDA**

Coefficient of Determination: R<sup>2</sup> = 0.994255

Calibration curve:  $-0.000968171 * x^2 + 1.47454 * x + 0.0163597$

Response type: Internal Std ( Ref 44 ), Area \* ( IS Conc. / IS Area )

Curve type: 2nd Order, Origin: Exclude, Weighting: 1/x, Axis trans: None

#	Name	Type	Std. Conc	RT	Area	IS Area	Response	Conc.	%Dev	Conc. Flag	CoD	CoD Flag	x=excluded
1	1 180228M1_2	Standard	0.250	5.15	475.655	14256.088	0.417	0.3	8.7	NO	0.994	NO	bb
2	2 180228M1_3	Standard	0.500	5.15	637.108	14143.743	0.563	0.4	-25.8	NO	0.994	NO	MM
3	3 180228M1_4	Standard	1.000	5.15	1564.950	11984.702	1.632	1.1	9.7	NO	0.994	NO	bb
4	4 180228M1_5	Standard	2.000	5.15	3385.684	13577.180	3.117	2.1	5.3	NO	0.994	NO	bd
5	5 180228M1_6	Standard	5.000	5.15	7778.863	14018.240	6.936	4.7	-5.8	NO	0.994	NO	MM
6	6 180228M1_7	Standard	10.000	5.15	14397.587	10620.831	16.945	11.6	15.7	NO	0.994	NO	MM
7	7 180228M1_8	Standard	50.000	5.15	77208.484	15840.696	60.926	42.5	-15.0	NO	0.994	NO	MM
8	8 180228M1_9	Standard	100.000	5.15	144016.281	12124.715	148.474	108.4	8.4	NO	0.994	NO	MM
9	9 180228M1_10	Standard	250.000	5.15	335245.281	13700.789	305.863	247.7	-0.9	NO	0.994	NO	MM
10	10 180228M1_11	Standard	500.000	5.15	596377.625	12393.765	601.490			NO	0.994	NO	MMXI

**Compound name: 8:2 FTS**

Coefficient of Determination: R<sup>2</sup> = 0.994282

Calibration curve:  $-0.000766546 * x^2 + 0.283394 * x + -0.0147164$

Response type: Internal Std ( Ref 40 ), Area \* ( IS Conc. / IS Area )

Curve type: 2nd Order, Origin: Include, Weighting: 1/x, Axis trans: None

#	Name	Type	Std. Conc	RT	Area	IS Area	Response	Conc.	%Dev	Conc. Flag	CoD	CoD Flag	x=excluded
1	1 180228M1_2	Standard	0.250	5.12	55.201	15975.155	0.043	0.2	-18.2	NO	0.994	NO	MM
2	2 180228M1_3	Standard	0.500	5.13	165.415	15272.082	0.135	0.5	6.1	NO	0.994	NO	bb
3	3 180228M1_4	Standard	1.000	5.12	273.991	16212.780	0.211	0.8	-20.1	NO	0.994	NO	bb
4	4 180228M1_5	Standard	2.000	5.12	772.434	15592.995	0.619	2.3	12.5	NO	0.994	NO	bb
5	5 180228M1_6	Standard	5.000	5.12	1417.296	15321.488	1.156	4.2	-16.4	NO	0.994	NO	bb
6	6 180228M1_7	Standard	10.000	5.12	3769.451	14524.955	3.244	11.9	18.8	NO	0.994	NO	bb
7	7 180228M1_8	Standard	50.000	5.12	15738.398	16742.660	11.750	47.7	-4.7	NO	0.994	NO	MM
8	8 180228M1_9	Standard	100.000	5.12	28384.828	17006.066	20.864	101.6	1.6	NO	0.994	NO	bb
9	9 180228M1_10	Standard	250.000	5.12	67233.742	16192.753	51.901			NO	0.994	NO	MMXI
10	10 180228M1_11	Standard	500.000	5.12	117449.680	14858.598	98.806			NO	0.994	NO	MMXI

Dataset: F:\Projects\PFAS.PRO\Results\180228M1\180228M1-CRV.qld

Last Altered: Thursday, March 01, 2018 12:54:21 Pacific Standard Time

Printed: Thursday, March 01, 2018 12:56:34 Pacific Standard Time

**Compound name: PFNS**

Coefficient of Determination: R<sup>2</sup> = 0.998832

Calibration curve: -0.000125046 \* x<sup>2</sup> + 0.804667 \* x + 2.62258e-005

Response type: Internal Std ( Ref 43 ), Area \* ( IS Conc. / IS Area )

Curve type: 2nd Order, Origin: Exclude, Weighting: 1/x, Axis trans: None

	# Name	Type	Std. Conc	RT	Area	IS Area	Response	Conc.	%Dev	Conc. Flag	CoD	CoD Flag	x=excluded
1	1 180228M1_2	Standard	0.250	5.21	49.053	3308.733	0.185	0.2	-7.9	NO	0.999	NO	MM
2	2 180228M1_3	Standard	0.500	5.22	108.897	3954.106	0.344	0.4	-14.4	NO	0.999	NO	MM
3	3 180228M1_4	Standard	1.000	5.21	233.816	3814.397	0.766	1.0	-4.8	NO	0.999	NO	MM
4	4 180228M1_5	Standard	2.000	5.21	529.334	3921.420	1.687	2.1	4.9	NO	0.999	NO	MM
5	5 180228M1_6	Standard	5.000	5.21	1309.990	4153.437	3.942	4.9	-1.9	NO	0.999	NO	MM
6	6 180228M1_7	Standard	10.000	5.21	2714.145	3273.429	10.364	12.9	29.1	NO	0.999	NO	MM
7	7 180228M1_8	Standard	50.000	5.21	12828.746	4184.055	38.326	48.0	-4.0	NO	0.999	NO	MM
8	8 180228M1_9	Standard	100.000	5.21	23877.129	3794.025	78.667	99.3	-0.7	NO	0.999	NO	MM
9	9 180228M1_10	Standard	250.000	5.21	54537.754	3536.722	192.755	249.2	-0.3	NO	0.999	NO	MM
10	10 180228M1_11	Standard	500.000	5.21	102325.305	3442.114	371.593	500.8	0.2	NO	0.999	NO	MM

**Compound name: N-MeFOSAA**

Coefficient of Determination: R<sup>2</sup> = 0.998127

Calibration curve: 5.69203e-005 \* x<sup>2</sup> + 1.34761 \* x + -0.0729694

Response type: Internal Std ( Ref 45 ), Area \* ( IS Conc. / IS Area )

Curve type: 2nd Order, Origin: Include, Weighting: 1/x, Axis trans: None

	# Name	Type	Std. Conc	RT	Area	IS Area	Response	Conc.	%Dev	Conc. Flag	CoD	CoD Flag	x=excluded
1	1 180228M1_2	Standard	0.250	5.30	130.873	5843.707	0.280	0.3	4.8	NO	0.998	NO	bb
2	2 180228M1_3	Standard	0.500	5.30	223.163	6143.021	0.454	0.4	-21.8	NO	0.998	NO	MM
3	3 180228M1_4	Standard	1.000	5.30	683.767	6670.816	1.281	1.0	0.5	NO	0.998	NO	bb
4	4 180228M1_5	Standard	2.000	5.30	1184.379	6477.365	2.286	1.8	-12.5	NO	0.998	NO	bb
5	5 180228M1_6	Standard	5.000	5.30	3204.028	6058.855	6.610	5.0	-0.8	NO	0.998	NO	bb
6	6 180228M1_7	Standard	10.000	5.30	6161.288	5247.615	14.676	10.9	9.4	NO	0.998	NO	bb
7	7 180228M1_8	Standard	50.000	5.30	35403.832	7100.981	62.322	46.2	-7.6	NO	0.998	NO	MM
8	8 180228M1_9	Standard	100.000	5.30	65449.563	5519.915	148.212	109.5	9.5	NO	0.998	NO	bb
9	9 180228M1_10	Standard	250.000	5.30	162801.625	6215.069	327.433	240.6	-3.8	NO	0.998	NO	MM
10	10 180228M1_11	Standard	500.000	5.30	287466.844	5190.166	692.335	503.1	0.6	NO	0.998	NO	MM

Dataset: F:\Projects\PFAS.PRO\Results\180228M1\180228M1-CRV.qld

Last Altered: Thursday, March 01, 2018 12:54:21 Pacific Standard Time

Printed: Thursday, March 01, 2018 12:56:34 Pacific Standard Time

**Compound name: N-EtFOSAA**

Coefficient of Determination: R<sup>2</sup> = 0.995033

Calibration curve:  $-1.91553e-005 * x^2 + 0.941653 * x + -0.0144873$

Response type: Internal Std ( Ref 46 ), Area \* ( IS Conc. / IS Area )

Curve type: 2nd Order, Origin: Include, Weighting: 1/x, Axis trans: None

#	Name	Type	Std. Conc	RT	Area	IS Area	Response	Conc.	%Dev	Conc. Flag	CoD	CoD Flag	x=excluded
1	1 180228M1_2	Standard	0.250	5.46	110.188	6743.822	0.204	0.2	-7.1	NO	0.995	NO	bb
2	2 180228M1_3	Standard	0.500	5.46	236.259	7881.525	0.375	0.4	-17.3	NO	0.995	NO	bb
3	3 180228M1_4	Standard	1.000	5.46	461.670	6253.478	0.923	1.0	-0.5	NO	0.995	NO	bb
4	4 180228M1_5	Standard	2.000	5.47	928.335	6404.463	1.812	1.9	-3.0	NO	0.995	NO	bb
5	5 180228M1_6	Standard	5.000	5.46	2696.326	6927.984	4.865	5.2	3.6	NO	0.995	NO	bb
6	6 180228M1_7	Standard	10.000	5.46	5473.932	6831.834	10.015	10.7	6.5	NO	0.995	NO	MM
7	7 180228M1_8	Standard	50.000	5.46	26493.168	6397.491	51.765	55.0	10.1	NO	0.995	NO	MM
8	8 180228M1_9	Standard	100.000	5.46	46881.355	5678.724	103.195	109.9	9.9	NO	0.995	NO	bb
9	9 180228M1_10	Standard	250.000	5.46	104648.266	6239.269	209.657	223.7	-10.5	NO	0.995	NO	MM
10	10 180228M1_11	Standard	500.000	5.46	172460.891	4529.286	475.960	510.8	2.2	NO	0.995	NO	MM

**Compound name: PFUdA**

Coefficient of Determination: R<sup>2</sup> = 0.998571

Calibration curve:  $-0.000180071 * x^2 + 0.990692 * x + 0.104625$

Response type: Internal Std ( Ref 47 ), Area \* ( IS Conc. / IS Area )

Curve type: 2nd Order, Origin: Exclude, Weighting: 1/x, Axis trans: None

#	Name	Type	Std. Conc	RT	Area	IS Area	Response	Conc.	%Dev	Conc. Flag	CoD	CoD Flag	x=excluded
1	1 180228M1_2	Standard	0.250	5.47	378.705	15925.958	0.297	0.2	-22.2	NO	0.999	NO	bb
2	2 180228M1_3	Standard	0.500	5.47	799.564	16298.963	0.613	0.5	2.7	NO	0.999	NO	bb
3	3 180228M1_4	Standard	1.000	5.47	1419.978	16704.424	1.063	1.0	-3.3	NO	0.999	NO	bb
4	4 180228M1_5	Standard	2.000	5.48	2604.123	15914.145	2.045	2.0	-2.0	NO	0.999	NO	bb
5	5 180228M1_6	Standard	5.000	5.47	7377.620	16755.396	5.504	5.5	9.1	NO	0.999	NO	MM
6	6 180228M1_7	Standard	10.000	5.47	11556.518	13171.220	10.968	11.0	9.9	NO	0.999	NO	MM
7	7 180228M1_8	Standard	50.000	5.47	65683.992	15299.396	53.666	54.6	9.2	NO	0.999	NO	MM
8	8 180228M1_9	Standard	100.000	5.47	127710.609	16325.921	97.782	100.4	0.4	NO	0.999	NO	MM
9	9 180228M1_10	Standard	250.000	5.47	286557.750	15903.018	225.238	237.5	-5.0	NO	0.999	NO	MM
10	10 180228M1_11	Standard	500.000	5.47	517394.375	14197.834	455.522	506.3	1.3	NO	0.999	NO	MM

Dataset: F:\Projects\PFAS.PRO\Results\180228M1\180228M1-CRV.qld

Last Altered: Thursday, March 01, 2018 12:54:21 Pacific Standard Time

Printed: Thursday, March 01, 2018 12:56:34 Pacific Standard Time

**Compound name: PFDS**

Coefficient of Determination:  $R^2 = 0.994903$

Calibration curve:  $-2.67114e-005 * x^2 + 0.232211 * x + 0.0711457$

Response type: Internal Std ( Ref 47 ), Area \* ( IS Conc. / IS Area )

Curve type: 2nd Order, Origin: Exclude, Weighting: 1/x, Axis trans: None

#	Name	Type	Std. Conc	RT	Area	IS Area	Response	Conc.	%Dev	Conc. Flag	CoD	CoD Flag	x=excluded
1	1 180228M1_2	Standard	0.250	5.52	85.828	15925.958	0.067			NO	0.995	NO	bbXI
2	2 180228M1_3	Standard	0.500	5.52	205.588	16298.963	0.158	0.4	-25.5	NO	0.995	NO	bb
3	3 180228M1_4	Standard	1.000	5.52	352.678	16704.424	0.264	0.8	-17.0	NO	0.995	NO	bb
4	4 180228M1_5	Standard	2.000	5.53	818.813	15914.145	0.643	2.5	23.2	NO	0.995	NO	bb
5	5 180228M1_6	Standard	5.000	5.52	1439.640	16755.396	1.074	4.3	-13.6	NO	0.995	NO	bb
6	6 180228M1_7	Standard	10.000	5.52	3129.479	13171.220	2.970	12.5	25.0	NO	0.995	NO	bb
7	7 180228M1_8	Standard	50.000	5.52	15212.284	15299.396	12.429	53.5	7.1	NO	0.995	NO	MM
8	8 180228M1_9	Standard	100.000	5.52	32600.979	16325.921	24.961	108.5	8.5	NO	0.995	NO	MM
9	9 180228M1_10	Standard	250.000	5.52	64873.668	15903.018	50.992	225.1	-10.0	NO	0.995	NO	MM
10	10 180228M1_11	Standard	500.000	5.52	126930.391	14197.834	111.752	511.0	2.2	NO	0.995	NO	MM

**Compound name: PFDaA**

Coefficient of Determination:  $R^2 = 0.996546$

Calibration curve:  $0.000353853 * x^2 + 1.24337 * x + 0.0715804$

Response type: Internal Std ( Ref 48 ), Area \* ( IS Conc. / IS Area )

Curve type: 2nd Order, Origin: Exclude, Weighting: 1/x, Axis trans: None

#	Name	Type	Std. Conc	RT	Area	IS Area	Response	Conc.	%Dev	Conc. Flag	CoD	CoD Flag	x=excluded
1	1 180228M1_2	Standard	0.250	5.76	348.606	12664.562	0.344	0.2	-12.3	NO	0.997	NO	MM
2	2 180228M1_3	Standard	0.500	5.76	614.000	13667.324	0.562	0.4	-21.2	NO	0.997	NO	bb
3	3 180228M1_4	Standard	1.000	5.76	1555.454	11601.383	1.676	1.3	29.0	NO	0.997	NO	bb
4	4 180228M1_5	Standard	2.000	5.76	3124.298	15959.081	2.447	1.9	-4.5	NO	0.997	NO	bd
5	5 180228M1_6	Standard	5.000	5.76	6492.560	13821.734	5.872	4.7	-6.8	NO	0.997	NO	MM
6	6 180228M1_7	Standard	10.000	5.76	13875.409	12346.844	14.048	11.2	12.0	NO	0.997	NO	MM
7	7 180228M1_8	Standard	50.000	5.76	68623.852	13961.359	61.441	48.7	-2.6	NO	0.997	NO	MM
8	8 180228M1_9	Standard	100.000	5.76	141221.000	12237.205	144.254	112.4	12.4	NO	0.997	NO	MM
9	9 180228M1_10	Standard	250.000	5.76	312183.313	12681.970	307.704	232.1	-7.2	NO	0.997	NO	MM
10	10 180228M1_11	Standard	500.000	5.76	624633.125	10847.883	719.764	506.0	1.2	NO	0.997	NO	MM

Dataset: F:\Projects\PFAS.PRO\Results\180228M1\180228M1-CRV.qld

Last Altered: Thursday, March 01, 2018 12:54:21 Pacific Standard Time

Printed: Thursday, March 01, 2018 12:56:34 Pacific Standard Time

**Compound name: N-MeFOSA**

Correlation coefficient:  $r = 0.998328$ ,  $r^2 = 0.996659$

Calibration curve:  $0.940855 * x + 0.495265$

Response type: Internal Std ( Ref 49 ), Area \* ( IS Conc. / IS Area )

Curve type: Linear, Origin: Include, Weighting: 1/x, Axis trans: None

#	Name	Type	Std. Conc	RT	Area	IS Area	Response	Conc.	%Dev	Conc. Flag	CoD	CoD Flag	x=excluded
1	1 180228M1_2	Standard	1.250	5.96	267.646	24123.371	1.664	1.2	-0.6	NO	0.997	NO	bb
2	2 180228M1_3	Standard	2.500	5.96	389.715	25730.398	2.272	1.9	-24.5	NO	0.997	NO	bb
3	3 180228M1_4	Standard	5.000	5.96	806.205	22015.213	5.493	5.3	6.2	NO	0.997	NO	bb
4	4 180228M1_5	Standard	10.000	5.96	1801.175	24178.787	11.174	11.4	13.5	NO	0.997	NO	bb
5	5 180228M1_6	Standard	25.000	5.96	4200.801	24319.254	25.910	27.0	8.1	NO	0.997	NO	MM
6	6 180228M1_7	Standard	50.000	5.96	8308.490	22051.787	56.516	59.5	19.1	NO	0.997	NO	MM
7	7 180228M1_8	Standard	250.000	5.96	44015.723	23920.039	276.018	292.8	17.1	NO	0.997	NO	MM
8	8 180228M1_9	Standard	500.000	5.96	82756.898	24590.004	504.820	536.0	7.2	NO	0.997	NO	MM
9	9 180228M1_10	Standard	1250.000	5.96	189020.813	24281.357	1167.691	1240.6	-0.8	NO	0.997	NO	MM
10	10 180228M1_11	Standard	2500.000	5.96	339691.594	22392.834	2275.448	2418.0	-3.3	NO	0.997	NO	MM

**Compound name: PFTrDA**

Coefficient of Determination:  $R^2 = 0.995409$

Calibration curve:  $-0.000182428 * x^2 + 1.46369 * x + -0.00500415$

Response type: Internal Std ( Ref 48 ), Area \* ( IS Conc. / IS Area )

Curve type: 2nd Order, Origin: Exclude, Weighting: 1/x, Axis trans: None

#	Name	Type	Std. Conc	RT	Area	IS Area	Response	Conc.	%Dev	Conc. Flag	CoD	CoD Flag	x=excluded
1	1 180228M1_2	Standard	0.250	6.01	402.704	12664.562	0.397	0.3	10.0	NO	0.995	NO	bb
2	2 180228M1_3	Standard	0.500	6.01	829.354	13667.324	0.759	0.5	4.3	NO	0.995	NO	bb
3	3 180228M1_4	Standard	1.000	6.01	1420.583	11601.383	1.531	1.0	4.9	NO	0.995	NO	bb
4	4 180228M1_5	Standard	2.000	6.01	3323.685	15959.081	2.603	1.8	-10.9	NO	0.995	NO	bb
5	5 180228M1_6	Standard	5.000	6.01	6780.724	13821.734	6.132	4.2	-16.1	NO	0.995	NO	MM
6	6 180228M1_7	Standard	10.000	6.00	15322.589	12346.844	15.513	10.6	6.2	NO	0.995	NO	MM
7	7 180228M1_8	Standard	50.000	6.01	74660.984	13961.359	66.846	45.9	-8.1	NO	0.995	NO	MM
8	8 180228M1_9	Standard	100.000	6.01	162842.297	12237.205	166.339	115.3	15.3	NO	0.995	NO	MM
9	9 180228M1_10	Standard	250.000	6.00	335956.063	12681.970	331.136	233.0	-6.8	NO	0.995	NO	MM
10	10 180228M1_11	Standard	500.000	6.01	602399.563	10847.883	694.144	506.2	1.2	NO	0.995	NO	MM

Dataset: F:\Projects\PFAS.PRO\Results\180228M1\180228M1-CRV.qld

Last Altered: Thursday, March 01, 2018 12:54:21 Pacific Standard Time

Printed: Thursday, March 01, 2018 12:56:34 Pacific Standard Time

**Compound name: PFTeDA**

Coefficient of Determination: R<sup>2</sup> = 0.994512

Calibration curve:  $-0.00192235 * x^2 + 2.41092 * x + 0.0485061$

Response type: Internal Std ( Ref 50 ), Area \* ( IS Conc. / IS Area )

Curve type: 2nd Order, Origin: Exclude, Weighting: 1/x, Axis trans: None

#	Name	Type	Std. Conc	RT	Area	IS Area	Response	Conc.	%Dev	Conc. Flag	CoD	CoD Flag	x=excluded
1	1 180228M1_2	Standard	0.250	6.23	270.737	5738.226	0.590	0.2	-10.2	NO	0.995	NO	bb
2	2 180228M1_3	Standard	0.500	6.22	612.733	5226.793	1.465	0.6	17.6	NO	0.995	NO	bb
3	3 180228M1_4	Standard	1.000	6.22	943.881	5577.219	2.115	0.9	-14.2	NO	0.995	NO	bb
4	4 180228M1_5	Standard	2.000	6.23	2603.468	6212.966	5.238	2.2	7.8	NO	0.995	NO	bb
5	5 180228M1_6	Standard	5.000	6.22	5561.941	6236.167	11.149	4.6	-7.6	NO	0.995	NO	MM
6	6 180228M1_7	Standard	10.000	6.22	10385.655	5714.606	22.717	9.5	-5.3	NO	0.995	NO	MM
7	7 180228M1_8	Standard	50.000	6.22	68382.102	6118.993	139.692	60.9	21.8	NO	0.995	NO	MM
8	8 180228M1_9	Standard	100.000	6.22	102162.563	6182.767	206.547	92.5	-7.5	NO	0.995	NO	MM
9	9 180228M1_10	Standard	250.000	6.22	239234.953	6388.818	468.074	240.1	-4.0	NO	0.995	NO	MM
10	10 180228M1_11	Standard	500.000	6.22	378496.281	6455.305	732.917	517.6	3.5	NO	0.995	NO	MM

**Compound name: N-EtFOSA**

Coefficient of Determination: R<sup>2</sup> = 0.999889

Calibration curve:  $-4.63839e-005 * x^2 + 0.925145 * x + 0.0552316$

Response type: Internal Std ( Ref 51 ), Area \* ( IS Conc. / IS Area )

Curve type: 2nd Order, Origin: Exclude, Weighting: 1/x, Axis trans: None

#	Name	Type	Std. Conc	RT	Area	IS Area	Response	Conc.	%Dev	Conc. Flag	CoD	CoD Flag	x=excluded
1	1 180228M1_2	Standard	1.250	6.37	340.693	37026.734	1.380	1.4	14.6	NO	1.000	NO	bb
2	2 180228M1_3	Standard	2.500	6.37	569.542	37631.148	2.270	2.4	-4.2	NO	1.000	NO	bb
3	3 180228M1_4	Standard	5.000	6.37	980.938	35633.254	4.129	4.4	-11.9	NO	1.000	NO	bb
4	4 180228M1_5	Standard	10.000	6.37	2341.711	37774.215	9.299	10.0	-0.0	NO	1.000	NO	bb
5	5 180228M1_6	Standard	25.000	6.37	5699.142	38238.086	22.357	24.1	-3.5	NO	1.000	NO	MM
6	6 180228M1_7	Standard	50.000	6.37	11188.006	34379.707	48.814	52.8	5.7	NO	1.000	NO	MM
7	7 180228M1_8	Standard	250.000	6.37	58475.684	38303.004	228.999	250.6	0.2	NO	1.000	NO	MM
8	8 180228M1_9	Standard	500.000	6.37	110023.188	37093.738	444.913	493.0	-1.4	NO	1.000	NO	MM
9	9 180228M1_10	Standard	1250.000	6.37	254791.813	35056.164	1090.215	1257.7	0.6	NO	1.000	NO	MM
10	10 180228M1_11	Standard	2500.000	6.37	416468.750	30909.936	2021.043	2497.1	-0.1	NO	1.000	NO	MM



Dataset: F:\Projects\PFAS.PRO\Results\180228M1\180228M1-CRV.qld

Last Altered: Thursday, March 01, 2018 12:54:21 Pacific Standard Time

Printed: Thursday, March 01, 2018 12:56:34 Pacific Standard Time

**Compound name: PFHxDA**

Coefficient of Determination:  $R^2 = 0.998985$

Calibration curve:  $-0.000424355 * x^2 + 0.627384 * x + 0.0611432$

Response type: Internal Std ( Ref 52 ), Area \* ( IS Conc. / IS Area )

Curve type: 2nd Order, Origin: Exclude, Weighting: 1/x, Axis trans: None

#	Name	Type	Std. Conc	RT	Area	IS Area	Response	Conc.	%Dev	Conc. Flag	CoD	CoD Flag	x=excluded
1	1 180228M1_2	Standard	0.250	6.56	182.948	3935.899	0.232	0.3	9.2	NO	0.999	NO	bb
2	2 180228M1_3	Standard	0.500	6.56	278.575	4627.415	0.301	0.4	-23.5	NO	0.999	NO	bb
3	3 180228M1_4	Standard	1.000	6.56	583.744	4049.397	0.721	1.1	5.2	NO	0.999	NO	bb
4	4 180228M1_5	Standard	2.000	6.56	1243.544	4607.287	1.350	2.1	2.8	NO	0.999	NO	bb
5	5 180228M1_6	Standard	5.000	6.56	2700.197	4536.337	2.976	4.7	-6.8	NO	0.999	NO	bb
6	6 180228M1_7	Standard	10.000	6.56	5425.577	3803.405	7.133	11.4	13.6	NO	0.999	NO	bd
7	7 180228M1_8	Standard	50.000	6.56	28599.943	4814.688	29.701	48.9	-2.3	NO	0.999	NO	MM
8	8 180228M1_9	Standard	100.000	6.56	52290.676	4297.296	60.841	104.2	4.2	NO	0.999	NO	MM
9	9 180228M1_10	Standard	250.000	6.56	122119.469	4819.745	126.687	241.2	-3.5	NO	0.999	NO	MM
10	10 180228M1_11	Standard	500.000	6.56	206602.734	4940.089	209.108	507.2	1.4	NO	0.999	NO	MM

**Compound name: PFODA**

Coefficient of Determination:  $R^2 = 0.997491$

Calibration curve:  $-0.000302638 * x^2 + 0.675498 * x + 0.0110733$

Response type: Internal Std ( Ref 52 ), Area \* ( IS Conc. / IS Area )

Curve type: 2nd Order, Origin: Include, Weighting: 1/x, Axis trans: None

#	Name	Type	Std. Conc	RT	Area	IS Area	Response	Conc.	%Dev	Conc. Flag	CoD	CoD Flag	x=excluded
1	1 180228M1_2	Standard	0.250	6.80	171.865	3935.899	0.218	0.3	22.7	NO	0.997	NO	bb
2	2 180228M1_3	Standard	0.500	6.79	293.227	4627.415	0.317	0.5	-9.5	NO	0.997	NO	bb
3	3 180228M1_4	Standard	1.000	6.80	478.583	4049.397	0.591	0.9	-14.1	NO	0.997	NO	bb
4	4 180228M1_5	Standard	2.000	6.79	1281.147	4607.287	1.390	2.0	2.2	NO	0.997	NO	bb
5	5 180228M1_6	Standard	5.000	6.79	2883.985	4536.337	3.179	4.7	-6.0	NO	0.997	NO	bb
6	6 180228M1_7	Standard	10.000	6.79	5554.042	3803.405	7.301	10.8	8.5	NO	0.997	NO	bb
7	7 180228M1_8	Standard	50.000	6.79	31334.826	4814.688	32.541	49.2	-1.5	NO	0.997	NO	MM
8	8 180228M1_9	Standard	100.000	6.79	60444.203	4297.296	70.328	109.5	9.5	NO	0.997	NO	bb
9	9 180228M1_10	Standard	250.000	6.79	135907.750	4819.745	140.991	233.0	-6.8	NO	0.997	NO	MM
10	10 180228M1_11	Standard	500.000	6.79	262290.781	4940.089	265.472	509.1	1.8	NO	0.997	NO	MM

Dataset: F:\Projects\PFAS.PRO\Results\180228M1\180228M1-CRV.qld

Last Altered: Thursday, March 01, 2018 12:54:21 Pacific Standard Time

Printed: Thursday, March 01, 2018 12:56:34 Pacific Standard Time

**Compound name: N-MeFOSE**

Correlation coefficient:  $r = 0.998755$ ,  $r^2 = 0.997511$

Calibration curve:  $1.05289 * x + -0.00995271$

Response type: Internal Std ( Ref 53 ), Area \* ( IS Conc. / IS Area )

Curve type: Linear, Origin: Exclude, Weighting: 1/x, Axis trans: None

#	Name	Type	Std. Conc	RT	Area	IS Area	Response	Conc.	%Dev	Conc. Flag	CoD	CoD Flag	x=excluded
1	1 180228M1_2	Standard	1.250	6.50	296.123	30725.480	1.446	1.4	10.6	NO	0.998	NO	bb
2	2 180228M1_3	Standard	2.500	6.50	612.079	31417.459	2.922	2.8	11.4	NO	0.998	NO	bb
3	3 180228M1_4	Standard	5.000	6.50	944.744	30768.074	4.606	4.4	-12.3	NO	0.998	NO	bb
4	4 180228M1_5	Standard	10.000	6.50	1858.745	27961.176	9.971	9.5	-5.2	NO	0.998	NO	bb
5	5 180228M1_6	Standard	25.000	6.50	4873.767	27676.352	26.415	25.1	0.4	NO	0.998	NO	MM
6	6 180228M1_7	Standard	50.000	6.50	8917.082	27794.805	48.123	45.7	-8.6	NO	0.998	NO	MM
7	7 180228M1_8	Standard	250.000	6.50	58890.406	31259.994	282.584	268.4	7.4	NO	0.998	NO	MM
8	8 180228M1_9	Standard	500.000	6.50	111681.906	31568.895	530.658	504.0	0.8	NO	0.998	NO	MM
9	9 180228M1_10	Standard	1250.000	6.50	278239.781	34289.055	1217.180	1156.1	-7.5	NO	0.998	NO	MM
10	10 180228M1_11	Standard	2500.000	6.50	470776.469	26031.857	2712.694	2576.4	3.1	NO	0.998	NO	MM

**Compound name: N-EtFOSE**

Coefficient of Determination:  $R^2 = 0.997385$

Calibration curve:  $-2.41702e-005 * x^2 + 1.20622 * x + 0.0810787$

Response type: Internal Std ( Ref 54 ), Area \* ( IS Conc. / IS Area )

Curve type: 2nd Order, Origin: Exclude, Weighting: 1/x, Axis trans: None

#	Name	Type	Std. Conc	RT	Area	IS Area	Response	Conc.	%Dev	Conc. Flag	CoD	CoD Flag	x=excluded
1	1 180228M1_2	Standard	1.250	6.65	284.228	28847.656	1.478	1.2	-7.4	NO	0.997	NO	bb
2	2 180228M1_3	Standard	2.500	6.65	544.154	27341.713	2.985	2.4	-3.7	NO	0.997	NO	bb
3	3 180228M1_4	Standard	5.000	6.65	1013.810	28330.986	5.368	4.4	-12.3	NO	0.997	NO	bb
4	4 180228M1_5	Standard	10.000	6.65	2504.453	28096.668	13.371	11.0	10.2	NO	0.997	NO	bb
5	5 180228M1_6	Standard	25.000	6.64	5889.724	30023.010	29.426	24.3	-2.6	NO	0.997	NO	bb
6	6 180228M1_7	Standard	50.000	6.65	10711.698	25378.398	63.312	52.5	5.0	NO	0.997	NO	MM
7	7 180228M1_8	Standard	250.000	6.65	61302.559	26526.193	346.653	289.0	15.6	NO	0.997	NO	MM
8	8 180228M1_9	Standard	500.000	6.65	117654.766	29547.035	597.292	500.1	0.0	NO	0.997	NO	MM
9	9 180228M1_10	Standard	1250.000	6.65	257220.953	27931.848	1381.332	1172.7	-6.2	NO	0.997	NO	MM
10	10 180228M1_11	Standard	2500.000	6.65	523318.969	27028.889	2904.220	2536.6	1.5	NO	0.997	NO	MM

Dataset: F:\Projects\PFAS.PRO\Results\180228M1\180228M1-CRV.qld

Last Altered: Thursday, March 01, 2018 12:54:21 Pacific Standard Time

Printed: Thursday, March 01, 2018 12:56:34 Pacific Standard Time

**Compound name: 13C3-PFBA**

Response Factor: 0.868851

RRF SD: 0.0356622, Relative SD: 4.10452

Response type: Internal Std ( Ref 55 ), Area \* ( IS Conc. / IS Area )

Curve type: RF

	# Name	Type	Std. Conc	RT	Area	IS Area	Response	Conc.	%Dev	Conc. Flag	CoD	CoD Flag	x=excluded
1	1 180228M1_2	Standard	12.500	1.47	9482.349	11593.348	10.224	11.8	-5.9	NO		NO	MM
2	2 180228M1_3	Standard	12.500	1.47	10405.057	11931.247	10.901	12.5	0.4	NO		NO	MM
3	3 180228M1_4	Standard	12.500	1.47	7784.448	9237.063	10.534	12.1	-3.0	NO		NO	MM
4	4 180228M1_5	Standard	12.500	1.47	10499.210	11507.105	11.405	13.1	5.0	NO		NO	bb
5	5 180228M1_6	Standard	12.500	1.47	10272.636	11491.565	11.174	12.9	2.9	NO		NO	MM
6	6 180228M1_7	Standard	12.500	1.47	8094.981	9016.525	11.222	12.9	3.3	NO		NO	bb
7	7 180228M1_8	Standard	12.500	1.47	10146.749	12241.607	10.361	11.9	-4.6	NO		NO	MM
8	8 180228M1_9	Standard	12.500	1.47	10209.916	12272.524	10.399	12.0	-4.2	NO		NO	MM
9	9 180228M1_10	Standard	12.500	1.47	10188.778	11566.592	11.011	12.7	1.4	NO		NO	MM
10	10 180228M1_11	Standard	12.500	1.47	10417.884	11448.815	11.374	13.1	4.7	NO		NO	MM

**Compound name: 13C3-PFPeA**

Response Factor: 0.977712

RRF SD: 0.055538, Relative SD: 5.6804

Response type: Internal Std ( Ref 56 ), Area \* ( IS Conc. / IS Area )

Curve type: RF

	# Name	Type	Std. Conc	RT	Area	IS Area	Response	Conc.	%Dev	Conc. Flag	CoD	CoD Flag	x=excluded
1	1 180228M1_2	Standard	12.500	2.43	14785.717	15645.559	11.813	12.1	-3.3	NO		NO	MM
2	2 180228M1_3	Standard	12.500	2.43	15577.599	16505.916	11.797	12.1	-3.5	NO		NO	MM
3	3 180228M1_4	Standard	12.500	2.43	13667.284	13683.021	12.486	12.8	2.2	NO		NO	MM
4	4 180228M1_5	Standard	12.500	2.43	14969.095	15625.989	11.975	12.2	-2.0	NO		NO	MM
5	5 180228M1_6	Standard	12.500	2.43	15060.083	14420.662	13.054	13.4	6.8	NO		NO	MM
6	6 180228M1_7	Standard	12.500	2.43	13277.061	14401.465	11.524	11.8	-5.7	NO		NO	MM
7	7 180228M1_8	Standard	12.500	2.43	14578.932	16223.547	11.233	11.5	-8.1	NO		NO	MM
8	8 180228M1_9	Standard	12.500	2.43	15053.539	14038.947	13.403	13.7	9.7	NO		NO	bb
9	9 180228M1_10	Standard	12.500	2.43	14095.015	13796.276	12.771	13.1	4.5	NO		NO	bb
10	10 180228M1_11	Standard	12.500	2.43	13122.153	13490.551	12.159	12.4	-0.5	NO		NO	MM

Dataset: F:\Projects\PFAS.PRO\Results\180228M1\180228M1-CRV.qld

Last Altered: Thursday, March 01, 2018 12:54:21 Pacific Standard Time

Printed: Thursday, March 01, 2018 12:56:34 Pacific Standard Time

**Compound name: 13C3-PFBS**

Response Factor: 0.123368

RRF SD: 0.00954076, Relative SD: 7.73358

Response type: Internal Std ( Ref 56 ), Area \* ( IS Conc. / IS Area )

Curve type: RF

#	Name	Type	Std. Conc	RT	Area	IS Area	Response	Conc.	%Dev	Conc. Flag	CoD	CoD Flag	x=excluded
1	1 180228M1_2	Standard	12.500	2.71	1855.292	15645.559	1.482	12.0	-3.9	NO		NO	bb
2	2 180228M1_3	Standard	12.500	2.71	1853.660	16505.916	1.404	11.4	-9.0	NO		NO	bb
3	3 180228M1_4	Standard	12.500	2.70	1807.427	13683.021	1.651	13.4	7.1	NO		NO	bb
4	4 180228M1_5	Standard	12.500	2.71	1822.526	15625.989	1.458	11.8	-5.5	NO		NO	bb
5	5 180228M1_6	Standard	12.500	2.70	2069.823	14420.662	1.794	14.5	16.3	NO		NO	bb
6	6 180228M1_7	Standard	12.500	2.70	1697.783	14401.465	1.474	11.9	-4.4	NO		NO	bb
7	7 180228M1_8	Standard	12.500	2.70	1943.352	16223.547	1.497	12.1	-2.9	NO		NO	bb
8	8 180228M1_9	Standard	12.500	2.70	1833.062	14038.947	1.632	13.2	5.8	NO		NO	bb
9	9 180228M1_10	Standard	12.500	2.70	1734.008	13796.276	1.571	12.7	1.9	NO		NO	bb
10	10 180228M1_11	Standard	12.500	2.70	1573.035	13490.551	1.458	11.8	-5.5	NO		NO	bb

**Compound name: 13C2-PFHxA**

Response Factor: 0.711785

RRF SD: 0.0432026, Relative SD: 6.06961

Response type: Internal Std ( Ref 56 ), Area \* ( IS Conc. / IS Area )

Curve type: RF

#	Name	Type	Std. Conc	RT	Area	IS Area	Response	Conc.	%Dev	Conc. Flag	CoD	CoD Flag	x=excluded
1	1 180228M1_2	Standard	5.000	3.20	4490.003	15645.559	3.587	5.0	0.8	NO		NO	MM
2	2 180228M1_3	Standard	5.000	3.20	4675.511	16505.916	3.541	5.0	-0.5	NO		NO	MM
3	3 180228M1_4	Standard	5.000	3.20	3777.600	13683.021	3.451	4.8	-3.0	NO		NO	MM
4	4 180228M1_5	Standard	5.000	3.20	4051.851	15625.989	3.241	4.6	-8.9	NO		NO	bb
5	5 180228M1_6	Standard	5.000	3.20	4362.427	14420.662	3.781	5.3	6.3	NO		NO	bb
6	6 180228M1_7	Standard	5.000	3.20	3889.484	14401.465	3.376	4.7	-5.1	NO		NO	MM
7	7 180228M1_8	Standard	5.000	3.20	4285.701	16223.547	3.302	4.6	-7.2	NO		NO	MM
8	8 180228M1_9	Standard	5.000	3.20	4128.800	14038.947	3.676	5.2	3.3	NO		NO	bb
9	9 180228M1_10	Standard	5.000	3.20	4293.219	13796.276	3.890	5.5	9.3	NO		NO	bb
10	10 180228M1_11	Standard	5.000	3.20	4040.133	13490.551	3.743	5.3	5.2	NO		NO	MM

Dataset: F:\Projects\PFAS.PRO\Results\180228M1\180228M1-CRV.qld

Last Altered: Thursday, March 01, 2018 12:54:21 Pacific Standard Time

Printed: Thursday, March 01, 2018 12:56:34 Pacific Standard Time

**Compound name: 13C4-PFHpA**

Response Factor: 0.677842

RRF SD: 0.041447, Relative SD: 6.11455

Response type: Internal Std ( Ref 56 ), Area \* ( IS Conc. / IS Area )

Curve type: RF

	# Name	Type	Std. Conc	RT	Area	IS Area	Response	Conc.	%Dev	Conc. Flag	CoD	CoD Flag	x=excluded
1	1 180228M1_2	Standard	12.500	3.81	9494.082	15645.559	7.585	11.2	-10.5	NO		NO	MM
2	2 180228M1_3	Standard	12.500	3.81	10729.822	16505.916	8.126	12.0	-4.1	NO		NO	MM
3	3 180228M1_4	Standard	12.500	3.81	9187.313	13683.021	8.393	12.4	-0.9	NO		NO	MM
4	4 180228M1_5	Standard	12.500	3.81	10462.907	15625.989	8.370	12.3	-1.2	NO		NO	MM
5	5 180228M1_6	Standard	12.500	3.81	10618.592	14420.662	9.204	13.6	8.6	NO		NO	bb
6	6 180228M1_7	Standard	12.500	3.81	9470.683	14401.465	8.220	12.1	-3.0	NO		NO	MM
7	7 180228M1_8	Standard	12.500	3.81	10641.383	16223.547	8.199	12.1	-3.2	NO		NO	MM
8	8 180228M1_9	Standard	12.500	3.81	9901.633	14038.947	8.816	13.0	4.1	NO		NO	MM
9	9 180228M1_10	Standard	12.500	3.81	10273.245	13796.276	9.308	13.7	9.9	NO		NO	MM
10	10 180228M1_11	Standard	12.500	3.81	9182.921	13490.551	8.509	12.6	0.4	NO		NO	MM

**Compound name: 18O2-PFHxS**

Response Factor: 0.39248

RRF SD: 0.0243553, Relative SD: 6.20549

Response type: Internal Std ( Ref 57 ), Area \* ( IS Conc. / IS Area )

Curve type: RF

	# Name	Type	Std. Conc	RT	Area	IS Area	Response	Conc.	%Dev	Conc. Flag	CoD	CoD Flag	x=excluded
1	1 180228M1_2	Standard	12.500	3.96	1424.949	3801.723	4.685	11.9	-4.5	NO		NO	bb
2	2 180228M1_3	Standard	12.500	3.96	1527.789	3871.015	4.933	12.6	0.6	NO		NO	bb
3	3 180228M1_4	Standard	12.500	3.96	1372.598	3053.002	5.620	14.3	14.6	NO		NO	bb
4	4 180228M1_5	Standard	12.500	3.96	1530.425	3804.823	5.028	12.8	2.5	NO		NO	bb
5	5 180228M1_6	Standard	12.500	3.96	1347.034	3363.173	5.007	12.8	2.0	NO		NO	bb
6	6 180228M1_7	Standard	12.500	3.96	1241.597	3266.258	4.752	12.1	-3.1	NO		NO	bb
7	7 180228M1_8	Standard	12.500	3.96	1347.006	3681.151	4.574	11.7	-6.8	NO		NO	bb
8	8 180228M1_9	Standard	12.500	3.96	1275.631	3188.630	5.001	12.7	1.9	NO		NO	bb
9	9 180228M1_10	Standard	12.500	3.96	1258.126	3433.905	4.580	11.7	-6.6	NO		NO	MM
10	10 180228M1_11	Standard	12.500	3.96	1163.364	2979.374	4.881	12.4	-0.5	NO		NO	bb

Dataset: F:\Projects\PFAS.PRO\Results\180228M1\180228M1-CRV.qld

Last Altered: Thursday, March 01, 2018 12:54:21 Pacific Standard Time

Printed: Thursday, March 01, 2018 12:56:34 Pacific Standard Time

**Compound name: 13C2-PFOA**

Response Factor: 1.30787

RRF SD: 0.124372, Relative SD: 9.50954

Response type: Internal Std ( Ref 58 ), Area \* ( IS Conc. / IS Area )

Curve type: RF

#	Name	Type	Std. Conc	RT	Area	IS Area	Response	Conc.	%Dev	Conc. Flag	CoD	CoD Flag	x=excluded
1	1 180228M1_2	Standard	12.500	4.34	15975.155	12318.786	16.210	12.4	-0.8	NO		NO	MM
2	2 180228M1_3	Standard	12.500	4.34	15272.082	12816.894	14.894	11.4	-8.9	NO		NO	MM
3	3 180228M1_4	Standard	12.500	4.34	16212.780	11239.981	18.030	13.8	10.3	NO		NO	MM
4	4 180228M1_5	Standard	12.500	4.34	15592.995	12526.418	15.560	11.9	-4.8	NO		NO	MM
5	5 180228M1_6	Standard	12.500	4.34	15321.488	12683.745	15.100	11.5	-7.6	NO		NO	MM
6	6 180228M1_7	Standard	12.500	4.34	14524.955	12527.379	14.493	11.1	-11.3	NO		NO	MM
7	7 180228M1_8	Standard	12.500	4.34	16742.660	12837.801	16.302	12.5	-0.3	NO		NO	bb
8	8 180228M1_9	Standard	12.500	4.34	17006.066	12030.187	17.670	13.5	8.1	NO		NO	MM
9	9 180228M1_10	Standard	12.500	4.34	16192.753	12772.780	15.847	12.1	-3.1	NO		NO	MM
10	10 180228M1_11	Standard	12.500	4.34	14858.598	9585.629	19.376	14.8	18.5	NO		NO	MM

**Compound name: 13C5-PFNA**

Response Factor: 0.976377

RRF SD: 0.136863, Relative SD: 14.0175

Response type: Internal Std ( Ref 59 ), Area \* ( IS Conc. / IS Area )

Curve type: RF

#	Name	Type	Std. Conc	RT	Area	IS Area	Response	Conc.	%Dev	Conc. Flag	CoD	CoD Flag	x=excluded
1	1 180228M1_2	Standard	12.500	4.78	13386.770	11364.873	14.724	15.1	20.6	NO		NO	MM
2	2 180228M1_3	Standard	12.500	4.78	12355.240	14416.358	10.713	11.0	-12.2	NO		NO	MM
3	3 180228M1_4	Standard	12.500	4.78	13137.864	12634.902	12.998	13.3	6.5	NO		NO	MM
4	4 180228M1_5	Standard	12.500	4.78	12421.174	15210.487	10.208	10.5	-16.4	NO		NO	bb
5	5 180228M1_6	Standard	12.500	4.78	13044.806	14941.359	10.913	11.2	-10.6	NO		NO	MM
6	6 180228M1_7	Standard	12.500	4.77	9852.600	11539.751	10.672	10.9	-12.6	NO		NO	MM
7	7 180228M1_8	Standard	12.500	4.78	15582.357	12806.404	15.210	15.6	24.6	NO		NO	MM
8	8 180228M1_9	Standard	12.500	4.77	13310.964	13586.784	12.246	12.5	0.3	NO		NO	MM
9	9 180228M1_10	Standard	12.500	4.77	12809.956	13397.615	11.952	12.2	-2.1	NO		NO	bb
10	10 180228M1_11	Standard	12.500	4.78	11338.512	11419.050	12.412	12.7	1.7	NO		NO	bb

Dataset: F:\Projects\PFAS.PRO\Results\180228M1\180228M1-CRV.qld

Last Altered: Thursday, March 01, 2018 12:54:21 Pacific Standard Time

Printed: Thursday, March 01, 2018 12:56:34 Pacific Standard Time

**Compound name: 13C8-PFOSA**

Response Factor: 0.254282

RRF SD: 0.0244782, Relative SD: 9.62641

Response type: Internal Std ( Ref 62 ), Area \* ( IS Conc. / IS Area )

Curve type: RF

#	Name	Type	Std. Conc	RT	Area	IS Area	Response	Conc.	%Dev	Conc. Flag	CoD	CoD Flag	x=excluded
1	1 180228M1_2	Standard	12.500	4.84	3907.384	17003.807	2.872	11.3	-9.6	NO		NO	MM
2	2 180228M1_3	Standard	12.500	4.84	4658.614	18392.813	3.166	12.5	-0.4	NO		NO	bb
3	3 180228M1_4	Standard	12.500	4.84	4348.575	14425.266	3.768	14.8	18.6	NO		NO	MM
4	4 180228M1_5	Standard	12.500	4.84	4481.877	16583.193	3.378	13.3	6.3	NO		NO	MM
5	5 180228M1_6	Standard	12.500	4.84	3958.071	18456.570	2.681	10.5	-15.7	NO		NO	MM
6	6 180228M1_7	Standard	12.500	4.84	3967.696	16410.484	3.022	11.9	-4.9	NO		NO	MM
7	7 180228M1_8	Standard	12.500	4.84	4167.121	15542.622	3.351	13.2	5.4	NO		NO	MM
8	8 180228M1_9	Standard	12.500	4.84	4312.461	16255.121	3.316	13.0	4.3	NO		NO	bb
9	9 180228M1_10	Standard	12.500	4.84	3613.998	13938.016	3.241	12.7	2.0	NO		NO	bd
10	10 180228M1_11	Standard	12.500	4.84	3181.620	13307.343	2.989	11.8	-6.0	NO		NO	bb

**Compound name: 13C8-PFOS**

Response Factor: 1.04025

RRF SD: 0.061716, Relative SD: 5.93279

Response type: Internal Std ( Ref 60 ), Area \* ( IS Conc. / IS Area )

Curve type: RF

#	Name	Type	Std. Conc	RT	Area	IS Area	Response	Conc.	%Dev	Conc. Flag	CoD	CoD Flag	x=excluded
1	1 180228M1_2	Standard	12.500	4.86	3308.733	3201.792	12.918	12.4	-0.7	NO		NO	bb
2	2 180228M1_3	Standard	12.500	4.85	3954.106	3826.216	12.918	12.4	-0.7	NO		NO	bb
3	3 180228M1_4	Standard	12.500	4.85	3814.397	3490.879	13.658	13.1	5.0	NO		NO	bb
4	4 180228M1_5	Standard	12.500	4.86	3921.420	3961.236	12.374	11.9	-4.8	NO		NO	bb
5	5 180228M1_6	Standard	12.500	4.86	4153.437	4112.229	12.625	12.1	-2.9	NO		NO	MM
6	6 180228M1_7	Standard	12.500	4.85	3273.429	3587.525	11.406	11.0	-12.3	NO		NO	MM
7	7 180228M1_8	Standard	12.500	4.86	4184.055	4035.556	12.960	12.5	-0.3	NO		NO	bb
8	8 180228M1_9	Standard	12.500	4.85	3794.025	3354.516	14.138	13.6	8.7	NO		NO	bb
9	9 180228M1_10	Standard	12.500	4.85	3536.722	3280.875	13.475	13.0	3.6	NO		NO	MM
10	10 180228M1_11	Standard	12.500	4.85	3442.114	3173.011	13.560	13.0	4.3	NO		NO	bb

Dataset: F:\Projects\PFAS.PRO\Results\180228M1\180228M1-CRV.qld

Last Altered: Thursday, March 01, 2018 12:54:21 Pacific Standard Time

Printed: Thursday, March 01, 2018 12:56:34 Pacific Standard Time

**Compound name: 13C2-PFDA**

Response Factor: 0.967028

RRF SD: 0.129972, Relative SD: 13.4404

Response type: Internal Std ( Ref 61 ), Area \* ( IS Conc. / IS Area )

Curve type: RF

#	Name	Type	Std. Conc	RT	Area	IS Area	Response	Conc.	%Dev	Conc. Flag	CoD	CoD Flag	x=excluded
1	1 180228M1_2	Standard	12.500	5.15	14256.088	13225.322	13.474	13.9	11.5	NO		NO	MM
2	2 180228M1_3	Standard	12.500	5.15	14143.743	16018.604	11.037	11.4	-8.7	NO		NO	MM
3	3 180228M1_4	Standard	12.500	5.15	11984.702	14028.880	10.679	11.0	-11.7	NO		NO	MM
4	4 180228M1_5	Standard	12.500	5.15	13577.180	13571.068	12.506	12.9	3.5	NO		NO	MM
5	5 180228M1_6	Standard	12.500	5.15	14018.240	11861.205	14.773	15.3	22.2	NO		NO	MM
6	6 180228M1_7	Standard	12.500	5.15	10620.831	14274.159	9.301	9.6	-23.1	NO		NO	MM
7	7 180228M1_8	Standard	12.500	5.15	15840.696	14738.722	13.435	13.9	11.1	NO		NO	bb
8	8 180228M1_9	Standard	12.500	5.15	12124.715	13980.863	10.840	11.2	-10.3	NO		NO	MM
9	9 180228M1_10	Standard	12.500	5.15	13700.789	13835.551	12.378	12.8	2.4	NO		NO	bb
10	10 180228M1_11	Standard	12.500	5.15	12393.765	12437.702	12.456	12.9	3.0	NO		NO	MM

**Compound name: d3-N-MeFOSAA**

Response Factor: 0.381113

RRF SD: 0.0563944, Relative SD: 14.7973

Response type: Internal Std ( Ref 62 ), Area \* ( IS Conc. / IS Area )

Curve type: RF

#	Name	Type	Std. Conc	RT	Area	IS Area	Response	Conc.	%Dev	Conc. Flag	CoD	CoD Flag	x=excluded
1	1 180228M1_2	Standard	12.500	5.30	5843.707	17003.807	4.296	11.3	-9.8	NO		NO	bb
2	2 180228M1_3	Standard	12.500	5.30	6143.021	18392.813	4.175	11.0	-12.4	NO		NO	bb
3	3 180228M1_4	Standard	12.500	5.30	6670.816	14425.266	5.780	15.2	21.3	NO		NO	bd
4	4 180228M1_5	Standard	12.500	5.30	6477.365	16583.193	4.882	12.8	2.5	NO		NO	bb
5	5 180228M1_6	Standard	12.500	5.30	6058.855	18456.570	4.103	10.8	-13.9	NO		NO	bd
6	6 180228M1_7	Standard	12.500	5.30	5247.615	16410.484	3.997	10.5	-16.1	NO		NO	bb
7	7 180228M1_8	Standard	12.500	5.30	7100.981	15542.622	5.711	15.0	19.9	NO		NO	bb
8	8 180228M1_9	Standard	12.500	5.30	5519.915	16255.121	4.245	11.1	-10.9	NO		NO	MM
9	9 180228M1_10	Standard	12.500	5.30	6215.069	13938.016	5.574	14.6	17.0	NO		NO	bb
10	10 180228M1_11	Standard	12.500	5.30	5190.166	13307.343	4.875	12.8	2.3	NO		NO	bb



Dataset: F:\Projects\PFAS.PRO\Results\180228M1\180228M1-CRV.qld

Last Altered: Thursday, March 01, 2018 12:54:21 Pacific Standard Time

Printed: Thursday, March 01, 2018 12:56:34 Pacific Standard Time

**Compound name: d5-N-EtFOSAA**

Response Factor: 0.398547

RRF SD: 0.0357715, Relative SD: 8.97548

Response type: Internal Std ( Ref 62 ), Area \* ( IS Conc. / IS Area )

Curve type: RF

	# Name	Type	Std. Conc	RT	Area	IS Area	Response	Conc.	%Dev	Conc. Flag	CoD	CoD Flag	x=excluded
1	1 180228M1_2	Standard	12.500	5.46	6743.822	17003.807	4.958	12.4	-0.5	NO		NO	bb
2	2 180228M1_3	Standard	12.500	5.46	7881.525	18392.813	5.356	13.4	7.5	NO		NO	MM
3	3 180228M1_4	Standard	12.500	5.45	6253.478	14425.266	5.419	13.6	8.8	NO		NO	bb
4	4 180228M1_5	Standard	12.500	5.46	6404.463	16583.193	4.828	12.1	-3.1	NO		NO	MM
5	5 180228M1_6	Standard	12.500	5.46	6927.984	18456.570	4.692	11.8	-5.8	NO		NO	MM
6	6 180228M1_7	Standard	12.500	5.46	6831.834	16410.484	5.204	13.1	4.5	NO		NO	bd
7	7 180228M1_8	Standard	12.500	5.46	6397.491	15542.622	5.145	12.9	3.3	NO		NO	MM
8	8 180228M1_9	Standard	12.500	5.46	5678.724	16255.121	4.367	11.0	-12.3	NO		NO	MM
9	9 180228M1_10	Standard	12.500	5.45	6239.269	13938.016	5.596	14.0	12.3	NO		NO	MM
10	10 180228M1_11	Standard	12.500	5.45	4529.286	13307.343	4.254	10.7	-14.6	NO		NO	bb

**Compound name: 13C2-PFUdA**

Response Factor: 0.984747

RRF SD: 0.112209, Relative SD: 11.3947

Response type: Internal Std ( Ref 62 ), Area \* ( IS Conc. / IS Area )

Curve type: RF

	# Name	Type	Std. Conc	RT	Area	IS Area	Response	Conc.	%Dev	Conc. Flag	CoD	CoD Flag	x=excluded
1	1 180228M1_2	Standard	12.500	5.47	15925.958	17003.807	11.708	11.9	-4.9	NO		NO	bb
2	2 180228M1_3	Standard	12.500	5.47	16298.963	18392.813	11.077	11.2	-10.0	NO		NO	bb
3	3 180228M1_4	Standard	12.500	5.47	16704.424	14425.266	14.475	14.7	17.6	NO		NO	bb
4	4 180228M1_5	Standard	12.500	5.47	15914.145	16583.193	11.996	12.2	-2.5	NO		NO	MM
5	5 180228M1_6	Standard	12.500	5.47	16755.396	18456.570	11.348	11.5	-7.8	NO		NO	bb
6	6 180228M1_7	Standard	12.500	5.47	13171.220	16410.484	10.033	10.2	-18.5	NO		NO	bb
7	7 180228M1_8	Standard	12.500	5.47	15299.396	15542.622	12.304	12.5	-0.0	NO		NO	MM
8	8 180228M1_9	Standard	12.500	5.47	16325.921	16255.121	12.554	12.7	2.0	NO		NO	MM
9	9 180228M1_10	Standard	12.500	5.47	15903.018	13938.016	14.262	14.5	15.9	NO		NO	bb
10	10 180228M1_11	Standard	12.500	5.47	14197.834	13307.343	13.336	13.5	8.3	NO		NO	MM

Dataset: F:\Projects\PFAS.PRO\Results\180228M1\180228M1-CRV.qld

Last Altered: Thursday, March 01, 2018 12:54:21 Pacific Standard Time

Printed: Thursday, March 01, 2018 12:56:34 Pacific Standard Time

**Compound name: 13C2-PFDoA**

Response Factor: 0.813189

RRF SD: 0.0816459, Relative SD: 10.0402

Response type: Internal Std ( Ref 62 ), Area \* ( IS Conc. / IS Area )

Curve type: RF

#	Name	Type	Std. Conc	RT	Area	IS Area	Response	Conc.	%Dev	Conc. Flag	CoD	CoD Flag	x=excluded
1	1 180228M1_2	Standard	12.500	5.76	12664.562	17003.807	9.310	11.4	-8.4	NO		NO	MM
2	2 180228M1_3	Standard	12.500	5.76	13667.324	18392.813	9.288	11.4	-8.6	NO		NO	bb
3	3 180228M1_4	Standard	12.500	5.76	11601.383	14425.266	10.053	12.4	-1.1	NO		NO	MM
4	4 180228M1_5	Standard	12.500	5.76	15959.081	16583.193	12.030	14.8	18.3	NO		NO	bb
5	5 180228M1_6	Standard	12.500	5.76	13821.734	18456.570	9.361	11.5	-7.9	NO		NO	MM
6	6 180228M1_7	Standard	12.500	5.76	12346.844	16410.484	9.405	11.6	-7.5	NO		NO	MM
7	7 180228M1_8	Standard	12.500	5.76	13961.359	15542.622	11.228	13.8	10.5	NO		NO	MM
8	8 180228M1_9	Standard	12.500	5.76	12237.205	16255.121	9.410	11.6	-7.4	NO		NO	MM
9	9 180228M1_10	Standard	12.500	5.76	12681.970	13938.016	11.374	14.0	11.9	NO		NO	MM
10	10 180228M1_11	Standard	12.500	5.76	10847.883	13307.343	10.190	12.5	0.2	NO		NO	MM

**Compound name: d3-N-MeFOSA**

Response Factor: 0.124499

RRF SD: 0.0114617, Relative SD: 9.20632

Response type: Internal Std ( Ref 62 ), Area \* ( IS Conc. / IS Area )

Curve type: RF

#	Name	Type	Std. Conc	RT	Area	IS Area	Response	Conc.	%Dev	Conc. Flag	CoD	CoD Flag	x=excluded
1	1 180228M1_2	Standard	150.000	5.98	24123.371	17003.807	17.734	142.4	-5.0	NO		NO	MM
2	2 180228M1_3	Standard	150.000	5.98	25730.398	18392.813	17.487	140.5	-6.4	NO		NO	MM
3	3 180228M1_4	Standard	150.000	5.98	22015.213	14425.266	19.077	153.2	2.2	NO		NO	MM
4	4 180228M1_5	Standard	150.000	5.99	24178.787	16583.193	18.225	146.4	-2.4	NO		NO	MM
5	5 180228M1_6	Standard	150.000	5.98	24319.254	18456.570	16.471	132.3	-11.8	NO		NO	bb
6	6 180228M1_7	Standard	150.000	5.98	22051.787	16410.484	16.797	134.9	-10.1	NO		NO	MM
7	7 180228M1_8	Standard	150.000	5.98	23920.039	15542.622	19.237	154.5	3.0	NO		NO	MM
8	8 180228M1_9	Standard	150.000	5.98	24590.004	16255.121	18.909	151.9	1.3	NO		NO	MM
9	9 180228M1_10	Standard	150.000	5.98	24281.357	13938.016	21.776	174.9	16.6	NO		NO	MM
10	10 180228M1_11	Standard	150.000	5.98	22392.834	13307.343	21.034	169.0	12.6	NO		NO	MM

Dataset: F:\Projects\PFAS.PRO\Results\180228M1\180228M1-CRV.qld

Last Altered: Thursday, March 01, 2018 12:54:21 Pacific Standard Time

Printed: Thursday, March 01, 2018 12:56:34 Pacific Standard Time

**Compound name: 13C2-PFTeDA**

Response Factor: 0.378655

RRF SD: 0.0588818, Relative SD: 15.5502

Response type: Internal Std ( Ref 62 ), Area \* ( IS Conc. / IS Area )

Curve type: RF

#	Name	Type	Std. Conc	RT	Area	IS Area	Response	Conc.	%Dev	Conc. Flag	CoD	CoD Flag	x=excluded
1	1 180228M1_2	Standard	12.500	6.23	5738.226	17003.807	4.218	11.1	-10.9	NO		NO	MM
2	2 180228M1_3	Standard	12.500	6.23	5226.793	18392.813	3.552	9.4	-25.0	NO		NO	MM
3	3 180228M1_4	Standard	12.500	6.23	5577.219	14425.266	4.833	12.8	2.1	NO		NO	MM
4	4 180228M1_5	Standard	12.500	6.23	6212.966	16583.193	4.683	12.4	-1.1	NO		NO	bb
5	5 180228M1_6	Standard	12.500	6.23	6236.167	18456.570	4.224	11.2	-10.8	NO		NO	bb
6	6 180228M1_7	Standard	12.500	6.23	5714.606	16410.484	4.353	11.5	-8.0	NO		NO	MM
7	7 180228M1_8	Standard	12.500	6.23	6118.993	15542.622	4.921	13.0	4.0	NO		NO	MM
8	8 180228M1_9	Standard	12.500	6.23	6182.767	16255.121	4.754	12.6	0.4	NO		NO	MM
9	9 180228M1_10	Standard	12.500	6.23	6388.818	13938.016	5.730	15.1	21.1	NO		NO	MM
10	10 180228M1_11	Standard	12.500	6.23	6455.305	13307.343	6.064	16.0	28.1	NO		NO	MM

**Compound name: d5-N-ETFOSA**

Response Factor: 0.189355

RRF SD: 0.0144219, Relative SD: 7.61629

Response type: Internal Std ( Ref 62 ), Area \* ( IS Conc. / IS Area )

Curve type: RF

#	Name	Type	Std. Conc	RT	Area	IS Area	Response	Conc.	%Dev	Conc. Flag	CoD	CoD Flag	x=excluded
1	1 180228M1_2	Standard	150.000	6.38	37026.734	17003.807	27.219	143.7	-4.2	NO		NO	MM
2	2 180228M1_3	Standard	150.000	6.38	37631.148	18392.813	25.575	135.1	-10.0	NO		NO	MM
3	3 180228M1_4	Standard	150.000	6.38	35633.254	14425.266	30.877	163.1	8.7	NO		NO	MM
4	4 180228M1_5	Standard	150.000	6.38	37774.215	16583.193	28.473	150.4	0.2	NO		NO	MM
5	5 180228M1_6	Standard	150.000	6.38	38238.086	18456.570	25.897	136.8	-8.8	NO		NO	bb
6	6 180228M1_7	Standard	150.000	6.38	34379.707	16410.484	26.187	138.3	-7.8	NO		NO	MM
7	7 180228M1_8	Standard	150.000	6.38	38303.004	15542.622	30.805	162.7	8.5	NO		NO	MM
8	8 180228M1_9	Standard	150.000	6.38	37093.738	16255.121	28.525	150.6	0.4	NO		NO	MM
9	9 180228M1_10	Standard	150.000	6.38	35056.164	13938.016	31.439	166.0	10.7	NO		NO	MM
10	10 180228M1_11	Standard	150.000	6.38	30909.936	13307.343	29.035	153.3	2.2	NO		NO	MM

Dataset: F:\Projects\PFAS.PRO\Results\180228M1\180228M1-CRV.qld

Last Altered: Thursday, March 01, 2018 12:54:21 Pacific Standard Time

Printed: Thursday, March 01, 2018 12:56:34 Pacific Standard Time

**Compound name: 13C2-PFHxDA**

Response Factor: 0.702581

RRF SD: 0.119132, Relative SD: 16.9564

Response type: Internal Std ( Ref 62 ), Area \* ( IS Conc. / IS Area )

Curve type: RF

#	Name	Type	Std. Conc	RT	Area	IS Area	Response	Conc.	%Dev	Conc. Flag	CoD	CoD Flag	x=excluded
1	180228M1_2	Standard	5.000	6.56	3935.899	17003.807	2.893	4.1	-17.6	NO		NO	MM
2	180228M1_3	Standard	5.000	6.56	4627.415	18392.813	3.145	4.5	-10.5	NO		NO	bb
3	180228M1_4	Standard	5.000	6.56	4049.397	14425.266	3.509	5.0	-0.1	NO		NO	MM
4	180228M1_5	Standard	5.000	6.56	4607.287	16583.193	3.473	4.9	-1.1	NO		NO	MM
5	180228M1_6	Standard	5.000	6.56	4536.337	18456.570	3.072	4.4	-12.5	NO		NO	MM
6	180228M1_7	Standard	5.000	6.56	3803.405	16410.484	2.897	4.1	-17.5	NO		NO	bb
7	180228M1_8	Standard	5.000	6.56	4814.688	15542.622	3.872	5.5	10.2	NO		NO	bb
8	180228M1_9	Standard	5.000	6.56	4297.296	16255.121	3.305	4.7	-5.9	NO		NO	bd
9	180228M1_10	Standard	5.000	6.56	4819.745	13938.016	4.322	6.2	23.0	NO		NO	MM
10	180228M1_11	Standard	5.000	6.56	4940.089	13307.343	4.640	6.6	32.1	NO		NO	MM

**Compound name: d7-N-MeFOSE**

Response Factor: 0.157476

RRF SD: 0.0228784, Relative SD: 14.5282

Response type: Internal Std ( Ref 62 ), Area \* ( IS Conc. / IS Area )

Curve type: RF

#	Name	Type	Std. Conc	RT	Area	IS Area	Response	Conc.	%Dev	Conc. Flag	CoD	CoD Flag	x=excluded
1	180228M1_2	Standard	150.000	6.49	30725.480	17003.807	22.587	143.4	-4.4	NO		NO	MM
2	180228M1_3	Standard	150.000	6.49	31417.459	18392.813	21.352	135.6	-9.6	NO		NO	MM
3	180228M1_4	Standard	150.000	6.49	30768.074	14425.266	26.662	169.3	12.9	NO		NO	MM
4	180228M1_5	Standard	150.000	6.49	27961.176	16583.193	21.076	133.8	-10.8	NO		NO	MM
5	180228M1_6	Standard	150.000	6.49	27676.352	18456.570	18.744	119.0	-20.6	NO		NO	MM
6	180228M1_7	Standard	150.000	6.49	27794.805	16410.484	21.172	134.4	-10.4	NO		NO	MM
7	180228M1_8	Standard	150.000	6.49	31259.994	15542.622	25.141	159.6	6.4	NO		NO	MM
8	180228M1_9	Standard	150.000	6.49	31568.895	16255.121	24.276	154.2	2.8	NO		NO	MM
9	180228M1_10	Standard	150.000	6.49	34289.055	13938.016	30.751	195.3	30.2	NO		NO	MM
10	180228M1_11	Standard	150.000	6.49	26031.857	13307.343	24.453	155.3	3.5	NO		NO	MM

Dataset: F:\Projects\PFAS.PRO\Results\180228M1\180228M1-CRV.qld

Last Altered: Thursday, March 01, 2018 12:54:21 Pacific Standard Time

Printed: Thursday, March 01, 2018 12:56:34 Pacific Standard Time

**Compound name: d9-N-EtFOSE**

Response Factor: 0.14645

RRF SD: 0.0158906, Relative SD: 10.8505

Response type: Internal Std ( Ref 62 ), Area \* ( IS Conc. / IS Area )

Curve type: RF

	# Name	Type	Std. Conc	RT	Area	IS Area	Response	Conc.	%Dev	Conc. Flag	CoD	CoD Flag	x=excluded
1	1 180228M1_2	Standard	150.000	6.63	28847.656	17003.807	21.207	144.8	-3.5	NO		NO	MM
2	2 180228M1_3	Standard	150.000	6.63	27341.713	18392.813	18.582	126.9	-15.4	NO		NO	MM
3	3 180228M1_4	Standard	150.000	6.63	28330.986	14425.266	24.550	167.6	11.8	NO		NO	MM
4	4 180228M1_5	Standard	150.000	6.64	28096.668	16583.193	21.179	144.6	-3.6	NO		NO	MM
5	5 180228M1_6	Standard	150.000	6.63	30023.010	18456.570	20.334	138.8	-7.4	NO		NO	bb
6	6 180228M1_7	Standard	150.000	6.63	25378.398	16410.484	19.331	132.0	-12.0	NO		NO	bb
7	7 180228M1_8	Standard	150.000	6.64	26526.193	15542.622	21.333	145.7	-2.9	NO		NO	MM
8	8 180228M1_9	Standard	150.000	6.63	29547.035	16255.121	22.721	155.1	3.4	NO		NO	MM
9	9 180228M1_10	Standard	150.000	6.63	27931.848	13938.016	25.050	171.0	14.0	NO		NO	MM
10	10 180228M1_11	Standard	150.000	6.63	27028.889	13307.343	25.389	173.4	15.6	NO		NO	MM

**Compound name: 13C4-PFBA**

Response Factor: 1

RRF SD: 0, Relative SD: 0

Response type: Internal Std ( Ref 55 ), Area \* ( IS Conc. / IS Area )

Curve type: RF

	# Name	Type	Std. Conc	RT	Area	IS Area	Response	Conc.	%Dev	Conc. Flag	CoD	CoD Flag	x=excluded
1	1 180228M1_2	Standard	12.500	1.47	11593.348	11593.348	12.500	12.5	0.0	NO		NO	MM
2	2 180228M1_3	Standard	12.500	1.47	11931.247	11931.247	12.500	12.5	0.0	NO		NO	MM
3	3 180228M1_4	Standard	12.500	1.47	9237.063	9237.063	12.500	12.5	0.0	NO		NO	MM
4	4 180228M1_5	Standard	12.500	1.46	11507.105	11507.105	12.500	12.5	0.0	NO		NO	MM
5	5 180228M1_6	Standard	12.500	1.47	11491.565	11491.565	12.500	12.5	0.0	NO		NO	MM
6	6 180228M1_7	Standard	12.500	1.47	9016.525	9016.525	12.500	12.5	0.0	NO		NO	MM
7	7 180228M1_8	Standard	12.500	1.47	12241.607	12241.607	12.500	12.5	0.0	NO		NO	MM
8	8 180228M1_9	Standard	12.500	1.46	12272.524	12272.524	12.500	12.5	0.0	NO		NO	MM
9	9 180228M1_10	Standard	12.500	1.47	11566.592	11566.592	12.500	12.5	0.0	NO		NO	MM
10	10 180228M1_11	Standard	12.500	1.47	11448.815	11448.815	12.500	12.5	0.0	NO		NO	MM

Vista Analytical Laboratory

Dataset: F:\Projects\PFAS.PRO\Results\180228M1\180228M1-CRV.qld

Last Altered: Thursday, March 01, 2018 12:54:21 Pacific Standard Time

Printed: Thursday, March 01, 2018 12:56:34 Pacific Standard Time

**Compound name: 13C5-PFHxA**

Response Factor: 1

RRF SD: 0, Relative SD: 0

Response type: Internal Std ( Ref 56 ), Area \* ( IS Conc. / IS Area )

Curve type: RF

	# Name	Type	Std. Conc	RT	Area	IS Area	Response	Conc.	%Dev	Conc. Flag	CoD	CoD Flag	x=excluded
1	1 180228M1_2	Standard	12.500	3.20	15645.559	15645.559	12.500	12.5	0.0	NO		NO	MM
2	2 180228M1_3	Standard	12.500	3.20	16505.916	16505.916	12.500	12.5	0.0	NO		NO	MM
3	3 180228M1_4	Standard	12.500	3.20	13683.021	13683.021	12.500	12.5	0.0	NO		NO	MM
4	4 180228M1_5	Standard	12.500	3.20	15625.989	15625.989	12.500	12.5	0.0	NO		NO	bb
5	5 180228M1_6	Standard	12.500	3.20	14420.662	14420.662	12.500	12.5	0.0	NO		NO	MM
6	6 180228M1_7	Standard	12.500	3.20	14401.465	14401.465	12.500	12.5	0.0	NO		NO	MM
7	7 180228M1_8	Standard	12.500	3.20	16223.547	16223.547	12.500	12.5	0.0	NO		NO	MM
8	8 180228M1_9	Standard	12.500	3.20	14038.947	14038.947	12.500	12.5	0.0	NO		NO	MM
9	9 180228M1_10	Standard	12.500	3.20	13796.276	13796.276	12.500	12.5	0.0	NO		NO	MM
10	10 180228M1_11	Standard	12.500	3.20	13490.551	13490.551	12.500	12.5	0.0	NO		NO	MM

**Compound name: 13C3-PFHxS**

Response Factor: 1

RRF SD: 0, Relative SD: 0

Response type: Internal Std ( Ref 57 ), Area \* ( IS Conc. / IS Area )

Curve type: RF

	# Name	Type	Std. Conc	RT	Area	IS Area	Response	Conc.	%Dev	Conc. Flag	CoD	CoD Flag	x=excluded
1	1 180228M1_2	Standard	12.500	3.96	3801.723	3801.723	12.500	12.5	0.0	NO		NO	bb
2	2 180228M1_3	Standard	12.500	3.96	3871.015	3871.015	12.500	12.5	0.0	NO		NO	MM
3	3 180228M1_4	Standard	12.500	3.96	3053.002	3053.002	12.500	12.5	0.0	NO		NO	MM
4	4 180228M1_5	Standard	12.500	3.96	3804.823	3804.823	12.500	12.5	0.0	NO		NO	bb
5	5 180228M1_6	Standard	12.500	3.96	3363.173	3363.173	12.500	12.5	0.0	NO		NO	MM
6	6 180228M1_7	Standard	12.500	3.96	3266.258	3266.258	12.500	12.5	0.0	NO		NO	MM
7	7 180228M1_8	Standard	12.500	3.96	3681.151	3681.151	12.500	12.5	0.0	NO		NO	bb
8	8 180228M1_9	Standard	12.500	3.96	3188.630	3188.630	12.500	12.5	0.0	NO		NO	bb
9	9 180228M1_10	Standard	12.500	3.96	3433.905	3433.905	12.500	12.5	0.0	NO		NO	bb
10	10 180228M1_11	Standard	12.500	3.96	2979.374	2979.374	12.500	12.5	0.0	NO		NO	bb

Dataset: F:\Projects\PFAS.PRO\Results\180228M1\180228M1-CRV.qld

Last Altered: Thursday, March 01, 2018 12:54:21 Pacific Standard Time

Printed: Thursday, March 01, 2018 12:56:34 Pacific Standard Time

**Compound name: 13C8-PFOA**

Response Factor: 1

RRF SD: 0, Relative SD: 0

Response type: Internal Std ( Ref 58 ), Area \* ( IS Conc. / IS Area )

Curve type: RF

#	Name	Type	Std. Conc	RT	Area	IS Area	Response	Conc.	%Dev	Conc. Flag	CoD	CoD Flag	x=excluded
1	1 180228M1_2	Standard	12.500	4.34	12318.786	12318.786	12.500	12.5	0.0	NO		NO	MM
2	2 180228M1_3	Standard	12.500	4.34	12816.894	12816.894	12.500	12.5	0.0	NO		NO	MM
3	3 180228M1_4	Standard	12.500	4.34	11239.981	11239.981	12.500	12.5	0.0	NO		NO	MM
4	4 180228M1_5	Standard	12.500	4.34	12526.418	12526.418	12.500	12.5	0.0	NO		NO	MM
5	5 180228M1_6	Standard	12.500	4.34	12683.745	12683.745	12.500	12.5	0.0	NO		NO	MM
6	6 180228M1_7	Standard	12.500	4.33	12527.379	12527.379	12.500	12.5	0.0	NO		NO	MM
7	7 180228M1_8	Standard	12.500	4.34	12837.801	12837.801	12.500	12.5	0.0	NO		NO	MM
8	8 180228M1_9	Standard	12.500	4.34	12030.187	12030.187	12.500	12.5	0.0	NO		NO	MM
9	9 180228M1_10	Standard	12.500	4.33	12772.780	12772.780	12.500	12.5	0.0	NO		NO	bb
10	10 180228M1_11	Standard	12.500	4.34	9585.629	9585.629	12.500	12.5	0.0	NO		NO	MM

**Compound name: 13C9-PFNA**

Response Factor: 1

RRF SD: 0, Relative SD: 0

Response type: Internal Std ( Ref 59 ), Area \* ( IS Conc. / IS Area )

Curve type: RF

#	Name	Type	Std. Conc	RT	Area	IS Area	Response	Conc.	%Dev	Conc. Flag	CoD	CoD Flag	x=excluded
1	1 180228M1_2	Standard	12.500	4.78	11364.873	11364.873	12.500	12.5	0.0	NO		NO	MM
2	2 180228M1_3	Standard	12.500	4.78	14416.358	14416.358	12.500	12.5	0.0	NO		NO	bb
3	3 180228M1_4	Standard	12.500	4.77	12634.902	12634.902	12.500	12.5	0.0	NO		NO	bb
4	4 180228M1_5	Standard	12.500	4.78	15210.487	15210.487	12.500	12.5	0.0	NO		NO	bb
5	5 180228M1_6	Standard	12.500	4.78	14941.359	14941.359	12.500	12.5	0.0	NO		NO	bb
6	6 180228M1_7	Standard	12.500	4.77	11539.751	11539.751	12.500	12.5	0.0	NO		NO	MM
7	7 180228M1_8	Standard	12.500	4.78	12806.404	12806.404	12.500	12.5	0.0	NO		NO	MM
8	8 180228M1_9	Standard	12.500	4.77	13586.784	13586.784	12.500	12.5	0.0	NO		NO	MM
9	9 180228M1_10	Standard	12.500	4.77	13397.615	13397.615	12.500	12.5	0.0	NO		NO	MM
10	10 180228M1_11	Standard	12.500	4.78	11419.050	11419.050	12.500	12.5	0.0	NO		NO	MM

Dataset: F:\Projects\PFAS.PRO\Results\180228M1\180228M1-CRV.qld

Last Altered: Thursday, March 01, 2018 12:54:21 Pacific Standard Time

Printed: Thursday, March 01, 2018 12:56:34 Pacific Standard Time

**Compound name: 13C4-PFOS**

Response Factor: 1

RRF SD: 0, Relative SD: 0

Response type: Internal Std ( Ref 60 ), Area \* ( IS Conc. / IS Area )

Curve type: RF

#	Name	Type	Std. Conc	RT	Area	IS Area	Response	Conc.	%Dev	Conc. Flag	CoD	CoD Flag	x=excluded
1	1 180228M1_2	Standard	12.500	4.86	3201.792	3201.792	12.500	12.5	0.0	NO		NO	MM
2	2 180228M1_3	Standard	12.500	4.86	3826.216	3826.216	12.500	12.5	0.0	NO		NO	MM
3	3 180228M1_4	Standard	12.500	4.85	3490.879	3490.879	12.500	12.5	0.0	NO		NO	MM
4	4 180228M1_5	Standard	12.500	4.86	3961.236	3961.236	12.500	12.5	0.0	NO		NO	bb
5	5 180228M1_6	Standard	12.500	4.86	4112.229	4112.229	12.500	12.5	0.0	NO		NO	bb
6	6 180228M1_7	Standard	12.500	4.85	3587.525	3587.525	12.500	12.5	0.0	NO		NO	bb
7	7 180228M1_8	Standard	12.500	4.85	4035.556	4035.556	12.500	12.5	0.0	NO		NO	bb
8	8 180228M1_9	Standard	12.500	4.85	3354.516	3354.516	12.500	12.5	0.0	NO		NO	bb
9	9 180228M1_10	Standard	12.500	4.85	3280.875	3280.875	12.500	12.5	0.0	NO		NO	MM
10	10 180228M1_11	Standard	12.500	4.86	3173.011	3173.011	12.500	12.5	0.0	NO		NO	bb

**Compound name: 13C6-PFDA**

Response Factor: 1

RRF SD: 0, Relative SD: 0

Response type: Internal Std ( Ref 61 ), Area \* ( IS Conc. / IS Area )

Curve type: RF

#	Name	Type	Std. Conc	RT	Area	IS Area	Response	Conc.	%Dev	Conc. Flag	CoD	CoD Flag	x=excluded
1	1 180228M1_2	Standard	12.500	5.15	13225.322	13225.322	12.500	12.5	0.0	NO		NO	bb
2	2 180228M1_3	Standard	12.500	5.15	16018.604	16018.604	12.500	12.5	0.0	NO		NO	MM
3	3 180228M1_4	Standard	12.500	5.15	14028.880	14028.880	12.500	12.5	0.0	NO		NO	MM
4	4 180228M1_5	Standard	12.500	5.15	13571.068	13571.068	12.500	12.5	0.0	NO		NO	MM
5	5 180228M1_6	Standard	12.500	5.15	11861.205	11861.205	12.500	12.5	0.0	NO		NO	MM
6	6 180228M1_7	Standard	12.500	5.15	14274.159	14274.159	12.500	12.5	0.0	NO		NO	MM
7	7 180228M1_8	Standard	12.500	5.15	14738.722	14738.722	12.500	12.5	0.0	NO		NO	bb
8	8 180228M1_9	Standard	12.500	5.15	13980.863	13980.863	12.500	12.5	0.0	NO		NO	MM
9	9 180228M1_10	Standard	12.500	5.15	13835.551	13835.551	12.500	12.5	0.0	NO		NO	bb
10	10 180228M1_11	Standard	12.500	5.15	12437.702	12437.702	12.500	12.5	0.0	NO		NO	MM



Dataset: F:\Projects\PFAS.PRO\Results\180228M1\180228M1-CRV.qld

Last Altered: Thursday, March 01, 2018 12:54:21 Pacific Standard Time

Printed: Thursday, March 01, 2018 12:56:34 Pacific Standard Time

**Compound name: 13C7-PFUdA**

Response Factor: 1

RRF SD: 0, Relative SD: 0

Response type: Internal Std ( Ref 62 ), Area \* ( IS Conc. / IS Area )

Curve type: RF

	# Name	Type	Std. Conc	RT	Area	IS Area	Response	Conc.	%Dev	Conc. Flag	CoD	CoD Flag	x=excluded
1	1 180228M1_2	Standard	12.500	5.47	17003.807	17003.807	12.500	12.5	0.0	NO		NO	MM
2	2 180228M1_3	Standard	12.500	5.47	18392.813	18392.813	12.500	12.5	0.0	NO		NO	MM
3	3 180228M1_4	Standard	12.500	5.47	14425.266	14425.266	12.500	12.5	0.0	NO		NO	bb
4	4 180228M1_5	Standard	12.500	5.47	16583.193	16583.193	12.500	12.5	0.0	NO		NO	MM
5	5 180228M1_6	Standard	12.500	5.47	18456.570	18456.570	12.500	12.5	0.0	NO		NO	bb
6	6 180228M1_7	Standard	12.500	5.47	16410.484	16410.484	12.500	12.5	0.0	NO		NO	MM
7	7 180228M1_8	Standard	12.500	5.47	15542.622	15542.622	12.500	12.5	0.0	NO		NO	bb
8	8 180228M1_9	Standard	12.500	5.47	16255.121	16255.121	12.500	12.5	0.0	NO		NO	MM
9	9 180228M1_10	Standard	12.500	5.47	13938.016	13938.016	12.500	12.5	0.0	NO		NO	MM
10	10 180228M1_11	Standard	12.500	5.47	13307.343	13307.343	12.500	12.5	0.0	NO		NO	MM

Dataset: F:\Projects\PFAS.PRO\Results\180228M1\180228M1-CRV.qld

Last Altered: Thursday, March 01, 2018 12:54:21 Pacific Standard Time

Printed: Thursday, March 01, 2018 12:57:12 Pacific Standard Time

Method: F:\Projects\PFAS.PRO\MethDB\PFAS\_FULL\_80C\_022718.mdb 28 Feb 2018 13:19:45

Calibration: F:\Projects\PFAS.PRO\CurveDB\C18\_VAL-PFAS\_Q4\_02-28-18-FULL.cdb 01 Mar 2018 12:54:21

Name: 180228M1\_2, Date: 28-Feb-2018, Time: 20:44:50, ID: ST180228M1-1 PFC CS-2 18B2312, Description: PFC CS-2 18B2312

#	Name	IS#	CoD	CoD Flag	%RSD
1	1 PFBA	34	0.9983	NO	
2	2 PFPeA	35	0.9998	NO	
3	3 PFBS	36	0.9993	NO	
4	4 4:2 FTS	36	0.9991	NO	
5	5 PFHxA	37	0.9996	NO	
6	6 PFPeS	36	0.9980	NO	
7	7 PFHpA	38	0.9988	NO	
8	8 L-PFHxS	39	0.9997	NO	
9	10 6:2 FTS	40	0.9995	NO	
10	11 L-PFOA	40	0.9993	NO	
11	13 PFHpS	40	0.9984	NO	
12	14 PFNA	41	0.9990	NO	
13	15 PFOSA	42	0.9996	NO	
14	16 L-PFOS	43	0.9984	NO	
15	18 PFDA	44	0.9943	NO	
16	19 8:2 FTS	40	0.9943	NO	
17	20 PFNS	43	0.9988	NO	
18	21 N-MeFOSAA	45	0.9981	NO	
19	22 N-EtFOSAA	46	0.9950	NO	
20	23 PFUdA	47	0.9986	NO	
21	24 PFDS	47	0.9949	NO	
22	25 PFDoA	48	0.9965	NO	
23	26 N-MeFOSA	49	0.9967	NO	
24	27 PFTrDA	48	0.9954	NO	
25	28 PFTeDA	50	0.9945	NO	
26	29 N-EtFOSA	51	0.9999	NO	
27	30 PFHxDA	52	0.9990	NO	
28	31 PFODA	52	0.9975	NO	
29	32 N-MeFOSE	53	0.9975	NO	
30	33 N-EtFOSE	54	0.9974	NO	
31	34 13C3-PFBA	55		NO	4.105

Dataset: F:\Projects\PFAS.PRO\Results\180228M1\180228M1-CRV.qld

Last Altered: Thursday, March 01, 2018 12:54:21 Pacific Standard Time

Printed: Thursday, March 01, 2018 12:57:12 Pacific Standard Time

Name: 180228M1\_2, Date: 28-Feb-2018, Time: 20:44:50, ID: ST180228M1-1 PFC CS-2 18B2312, Description: PFC CS-2 18B2312

#	Name	IS#	CoD	CoD Flag	%RSD
32	35 13C3-PFPeA	56		NO	5.680
33	36 13C3-PFBS	56		NO	7.734
34	37 13C2-PFHxA	56		NO	6.070
35	38 13C4-PFHpA	56		NO	6.115
36	39 18O2-PFHxS	57		NO	6.205
37	40 13C2-PFOA	58		NO	9.510
38	41 13C5-PFNA	59		NO	14.017
39	42 13C8-PFOSA	62		NO	9.626
40	43 13C8-PFOS	60		NO	5.933
41	44 13C2-PFDA	61		NO	13.440
42	45 d3-N-MeFOSAA	62		NO	14.797
43	46 d5-N-EtFOSAA	62		NO	8.975
44	47 13C2-PFUdA	62		NO	11.395
45	48 13C2-PFDoA	62		NO	10.040
46	49 d3-N-MeFOSA	62		NO	9.206
47	50 13C2-PFTeDA	62		NO	15.550
48	51 d5-N-ETFOSA	62		NO	7.616
49	52 13C2-PFHxDA	62		NO	16.956
50	53 d7-N-MeFOSE	62		NO	14.528
51	54 d9-N-EtFOSE	62		NO	10.850
52	55 13C4-PFBA	55		NO	0.000
53	56 13C5-PFHxA	56		NO	0.000
54	57 13C3-PFHxS	57		NO	0.000
55	58 13C8-PFOA	58		NO	0.000
56	59 13C9-PFNA	59		NO	0.000
57	60 13C4-PFOS	60		NO	0.000
58	61 13C6-PFDA	61		NO	0.000
59	62 13C7-PFUdA	62		NO	0.000

Vista Analytical Laboratory

Dataset: Untitled

Last Altered: Thursday, March 01, 2018 13:05:51 Pacific Standard Time

Printed: Thursday, March 01, 2018 13:06:01 Pacific Standard Time

Method: F:\Projects\PFAS.PRO\MethDB\PFAS\_FULL\_80C\_022718.mdb 28 Feb 2018 13:19:45

Calibration: F:\Projects\PFAS.PRO\CurveDB\C18\_VAL-PFAS\_Q4\_02-28-18-FULL.cdb 01 Mar 2018 12:54:21

Compound name: PFBA

	Name	ID	Acq.Date	Acq.Time
1	180228M1_1	IPA	28-Feb-18	20:33:26
2	180228M1_2	ST180228M1-1 PFC CS-2 18B2312	28-Feb-18	20:44:50
3	180228M1_3	ST180228M1-2 PFC CS-1 18B2313	28-Feb-18	20:56:17
4	180228M1_4	ST180228M1-3 PFC CS0 18B2314	28-Feb-18	21:07:44
5	180228M1_5	ST180228M1-4 PFC CS1 18B2315	28-Feb-18	21:19:13
6	180228M1_6	ST180228M1-5 PFC CS2 18B2316	28-Feb-18	21:30:43
7	180228M1_7	ST180228M1-6 PFC CS3 18B2317	28-Feb-18	21:42:12
8	180228M1_8	ST180228M1-7 PFC CS4 18B2318	28-Feb-18	21:53:43
9	180228M1_9	ST180228M1-8 PFC CS5 18B2319	28-Feb-18	22:05:09
10	180228M1_10	ST180228M1-9 PFC CS6 18B2320	28-Feb-18	22:16:39
11	180228M1_11	ST180228M1-10 PFC CS7 18B2321	28-Feb-18	22:28:09
12	180228M1_12	IPA	28-Feb-18	22:39:39
13	180228M1_13	ICV180228M1-1 PFC ICV 18B2311	28-Feb-18	22:51:06
14	180228M1_14	IPA	28-Feb-18	23:02:32

Dataset: F:\Projects\PFAS.PRO\Results\180228M1\180228M1-CRV.qld

Last Altered: Thursday, March 01, 2018 12:54:21 Pacific Standard Time

Printed: Thursday, March 01, 2018 13:01:25 Pacific Standard Time

Method: F:\Projects\PFAS.PRO\MethDB\PFAS\_FULL\_80C\_022718.mdb 28 Feb 2018 13:19:45

Calibration: F:\Projects\PFAS.PRO\CurveDB\C18\_VAL-PFAS\_Q4\_02-28-18-FULL.cdb 01 Mar 2018 12:54:21

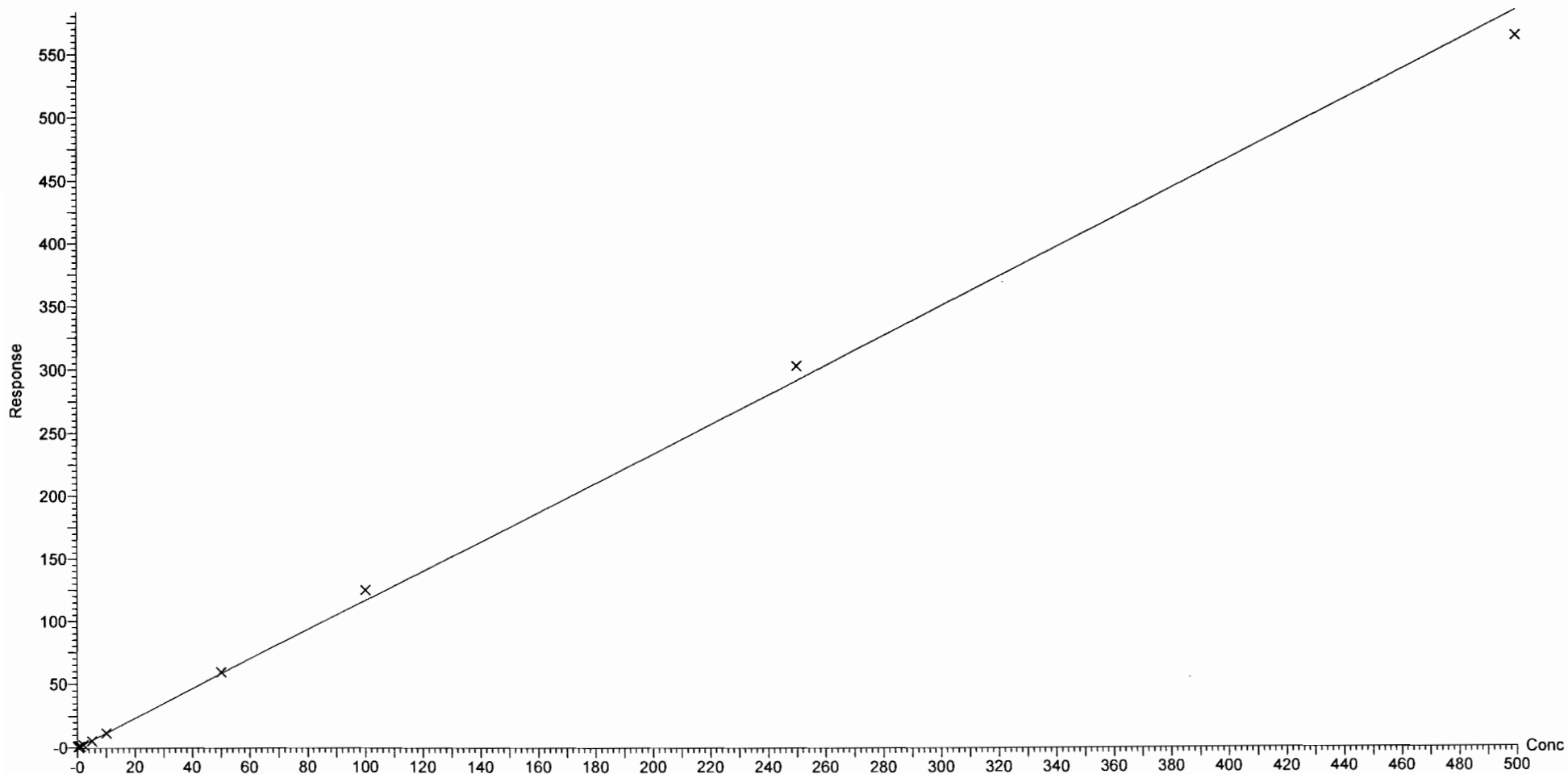
Compound name: PFBA

Correlation coefficient:  $r = 0.999128$ ,  $r^2 = 0.998257$

Calibration curve:  $1.16633 * x + -0.00657388$

Response type: Internal Std ( Ref 34 ), Area \* ( IS Conc. / IS Area )

Curve type: Linear, Origin: Include, Weighting: 1/x, Axis trans: None



Dataset: F:\Projects\PFAS.PRO\Results\180228M1\180228M1-CRV.qld

Last Altered: Thursday, March 01, 2018 12:54:21 Pacific Standard Time

Printed: Thursday, March 01, 2018 13:01:25 Pacific Standard Time

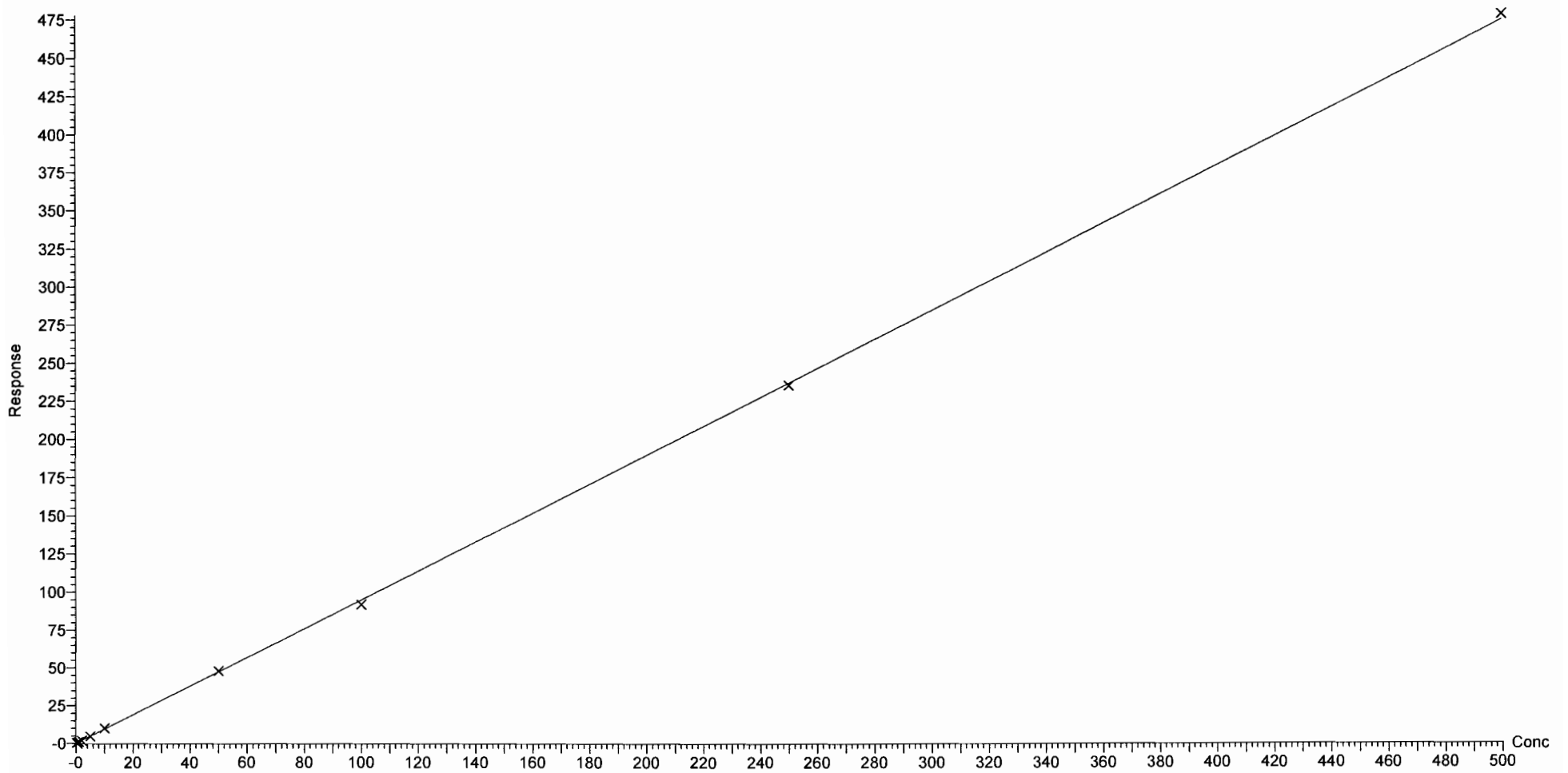
Compound name: PFPeA

Correlation coefficient:  $r = 0.999901$ ,  $r^2 = 0.999803$

Calibration curve:  $0.948079 * x + 0.0338914$

Response type: Internal Std ( Ref 35 ), Area \* ( IS Conc. / IS Area )

Curve type: Linear, Origin: Exclude, Weighting: 1/x, Axis trans: None



Dataset: F:\Projects\PFAS.PRO\Results\180228M1\180228M1-CRV.qld

Last Altered: Thursday, March 01, 2018 12:54:21 Pacific Standard Time

Printed: Thursday, March 01, 2018 13:01:25 Pacific Standard Time

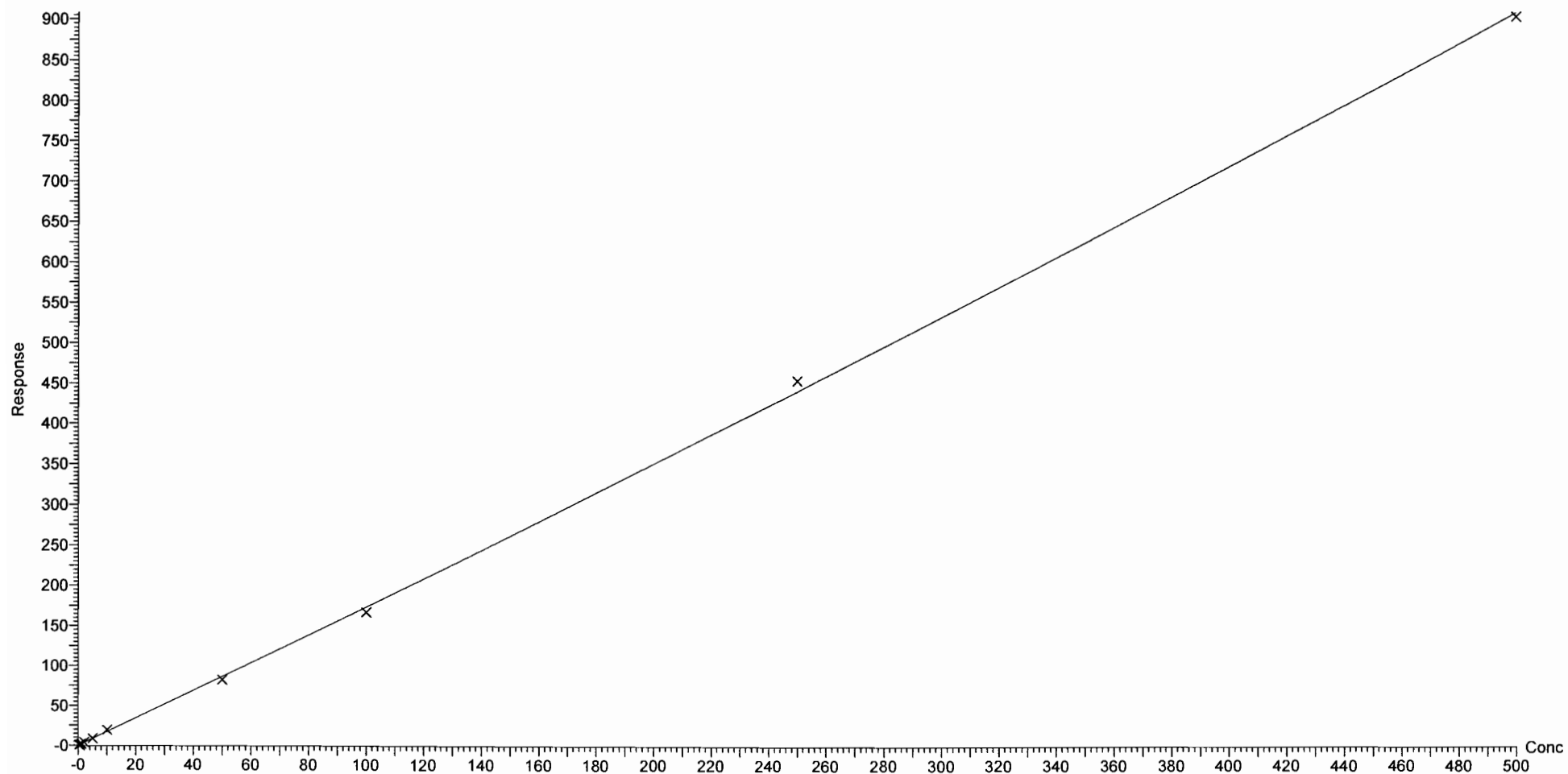
Compound name: PFBS

Coefficient of Determination:  $R^2 = 0.999274$

Calibration curve:  $0.000206202 * x^2 + 1.71322 * x + 0.111292$

Response type: Internal Std ( Ref 36 ), Area \* ( IS Conc. / IS Area )

Curve type: 2nd Order, Origin: Exclude, Weighting: 1/x, Axis trans: None



Dataset: F:\Projects\PFAS.PRO\Results\180228M1\180228M1-CRV.qld

Last Altered: Thursday, March 01, 2018 12:54:21 Pacific Standard Time

Printed: Thursday, March 01, 2018 13:01:25 Pacific Standard Time

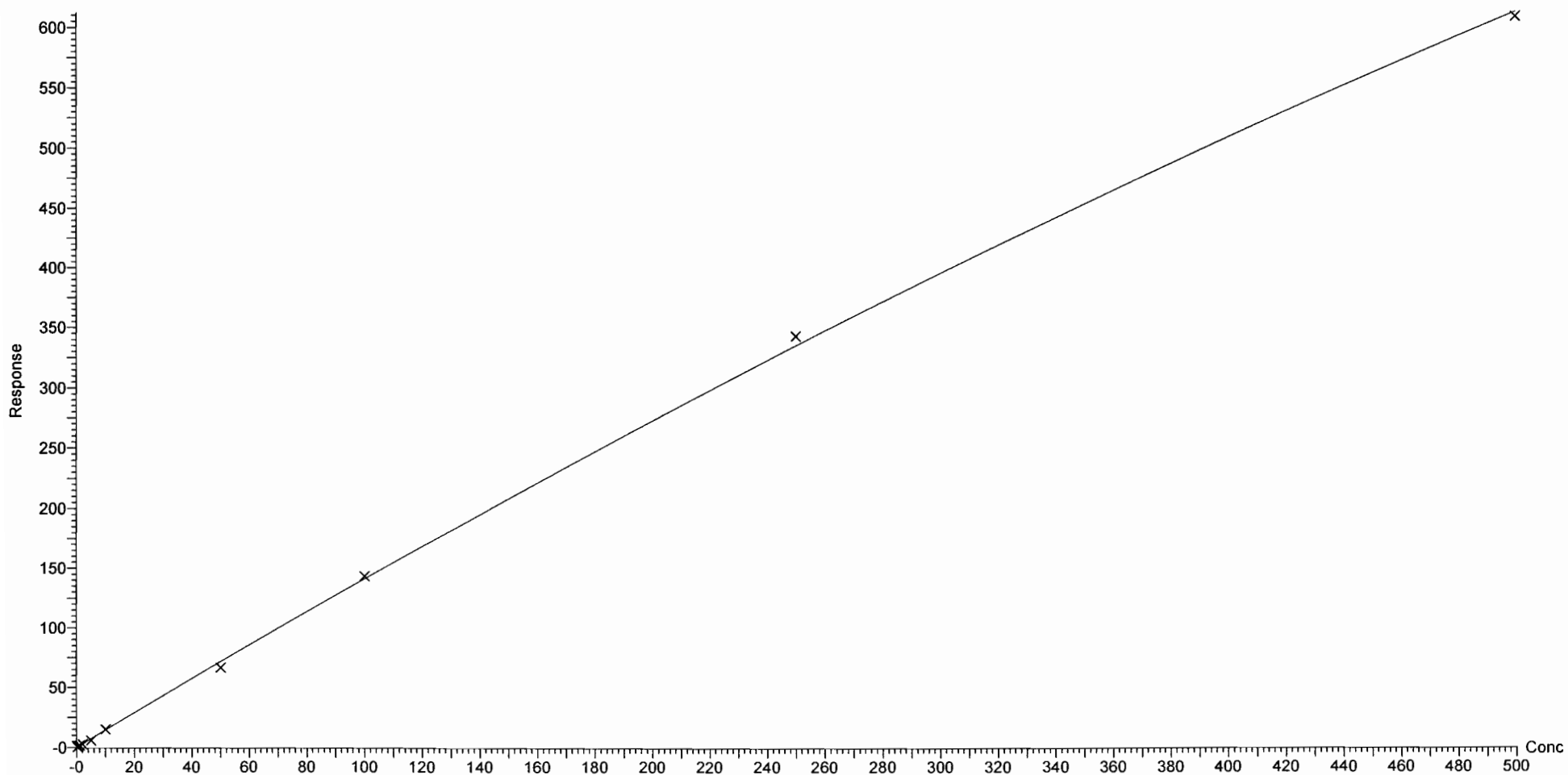
Compound name: 4:2 FTS

Coefficient of Determination:  $R^2 = 0.999086$

Calibration curve:  $-0.000470192 * x^2 + 1.45893 * x + -0.0353824$

Response type: Internal Std ( Ref 36 ), Area \* ( IS Conc. / IS Area )

Curve type: 2nd Order, Origin: Exclude, Weighting: 1/x, Axis trans: None





Dataset: F:\Projects\PFAS.PRO\Results\180228M1\180228M1-CRV.qld

Last Altered: Thursday, March 01, 2018 12:54:21 Pacific Standard Time

Printed: Thursday, March 01, 2018 13:01:25 Pacific Standard Time

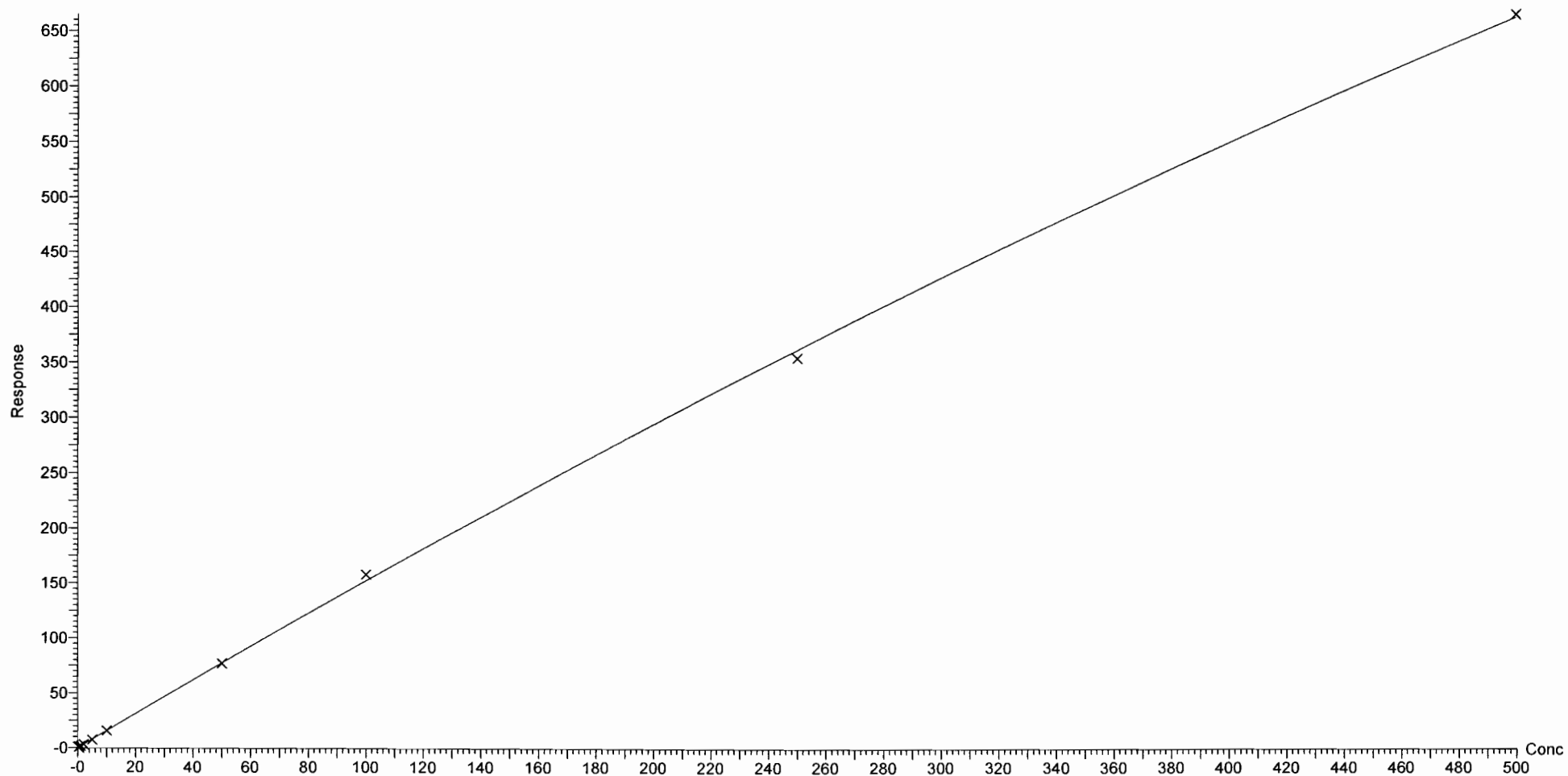
Compound name: PFHxA

Coefficient of Determination:  $R^2 = 0.999642$

Calibration curve:  $-0.000494924 * x^2 + 1.5717 * x + 0.00313049$

Response type: Internal Std ( Ref 37 ), Area \* ( IS Conc. / IS Area )

Curve type: 2nd Order, Origin: Include, Weighting: 1/x, Axis trans: None



Dataset: F:\Projects\PFAS.PRO\Results\180228M1\180228M1-CRV.qld

Last Altered: Thursday, March 01, 2018 12:54:21 Pacific Standard Time

Printed: Thursday, March 01, 2018 13:01:25 Pacific Standard Time

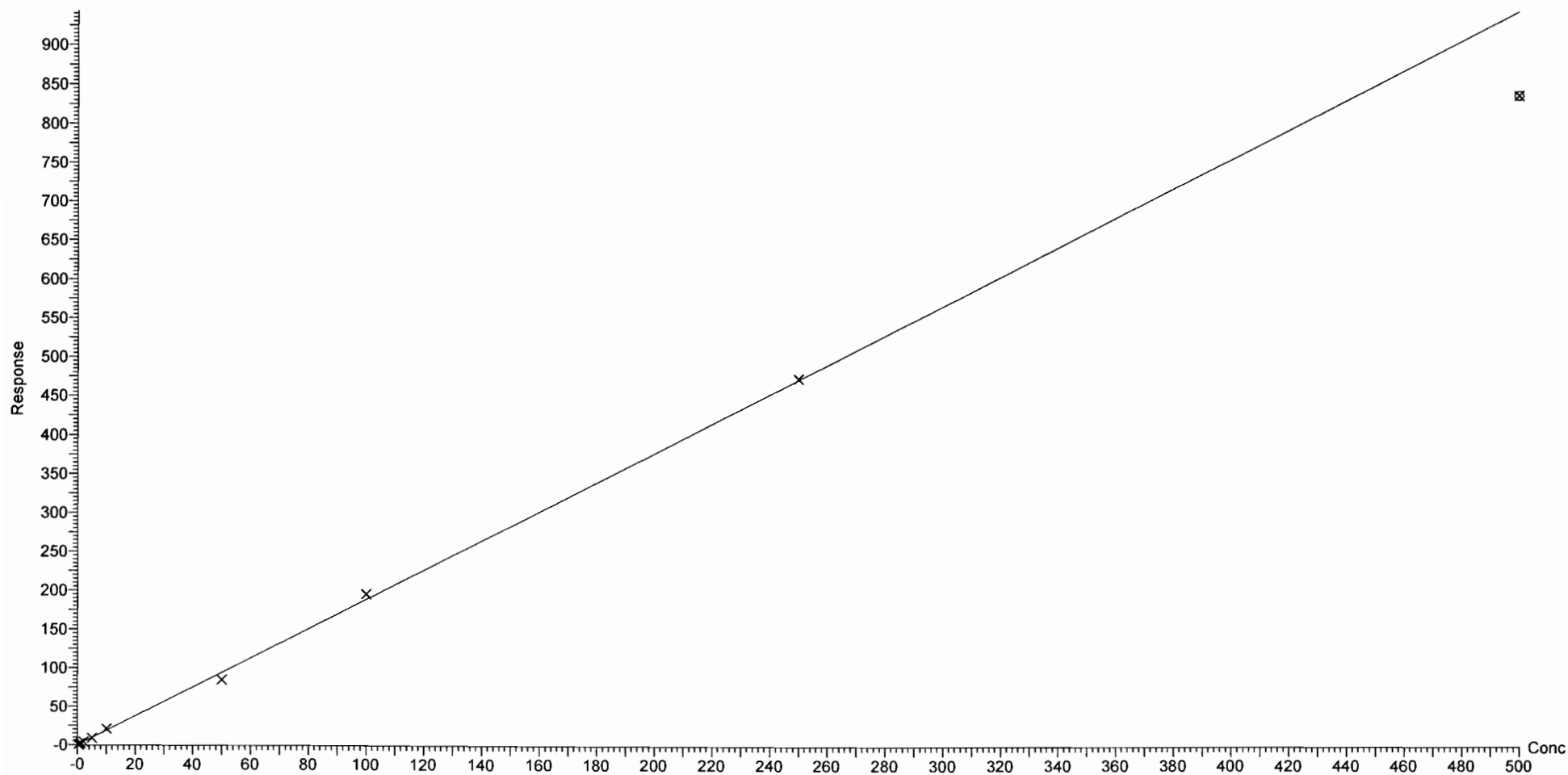
Compound name: PFPeS

Correlation coefficient:  $r = 0.999015$ ,  $r^2 = 0.998031$

Calibration curve:  $1.88704 * x + 0.0029417$

Response type: Internal Std ( Ref 36 ), Area \* ( IS Conc. / IS Area )

Curve type: Linear, Origin: Exclude, Weighting: 1/x, Axis trans: None



Dataset: F:\Projects\PFAS.PRO\Results\180228M1\180228M1-CRV.qld

Last Altered: Thursday, March 01, 2018 12:54:21 Pacific Standard Time

Printed: Thursday, March 01, 2018 13:01:25 Pacific Standard Time

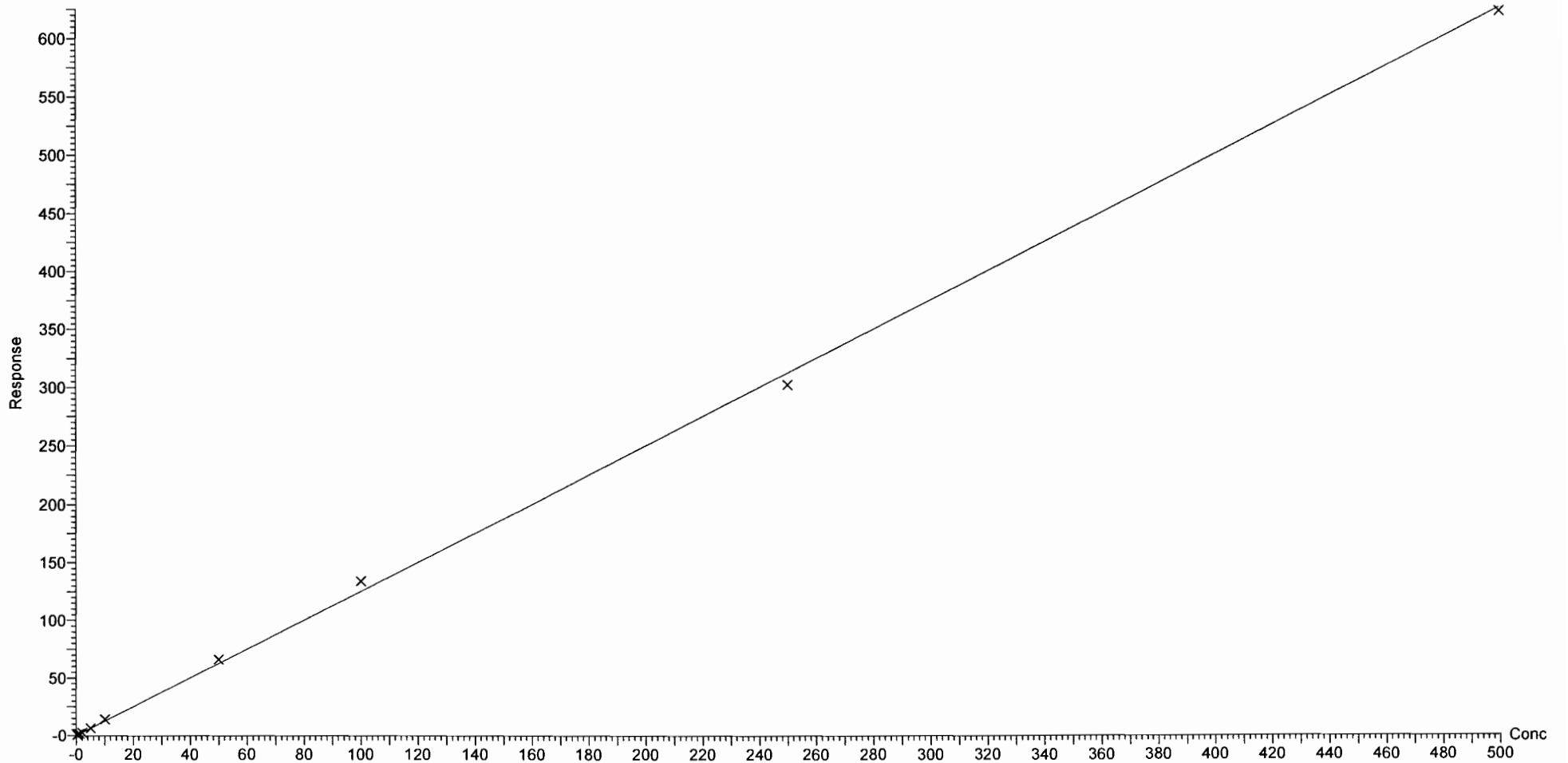
Compound name: PFHpA

Correlation coefficient:  $r = 0.999379$ ,  $r^2 = 0.998759$

Calibration curve:  $1.25016 * x + 0.120612$

Response type: Internal Std ( Ref 38 ), Area \* ( IS Conc. / IS Area )

Curve type: Linear, Origin: Exclude, Weighting: 1/x, Axis trans: None



Dataset: F:\Projects\PFAS.PRO\Results\180228M1\180228M1-CRV.qld

Last Altered: Thursday, March 01, 2018 12:54:21 Pacific Standard Time

Printed: Thursday, March 01, 2018 13:01:25 Pacific Standard Time

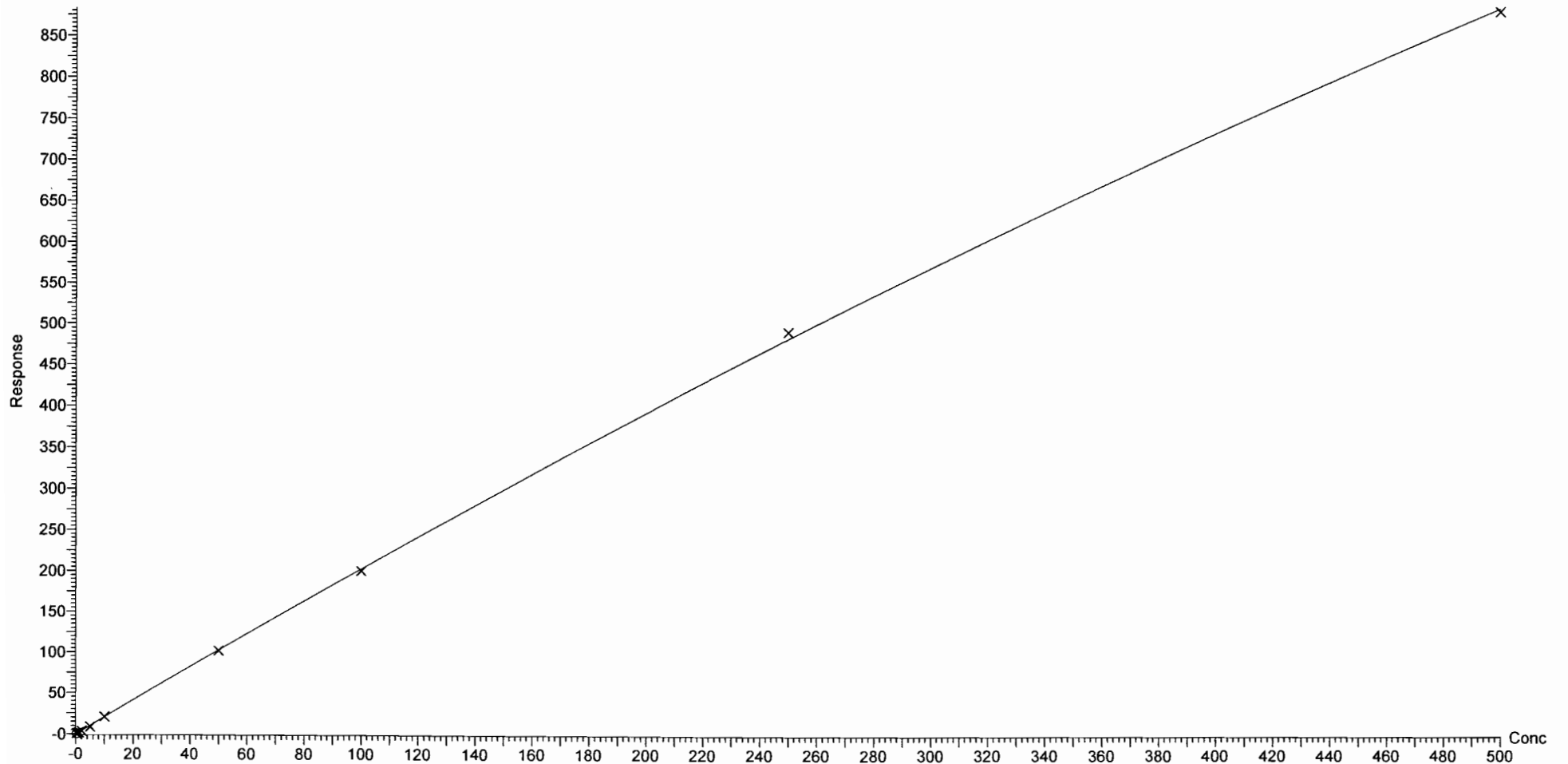
Compound name: L-PFHxS

Coefficient of Determination:  $R^2 = 0.999679$

Calibration curve:  $-0.000659439 * x^2 + 2.09699 * x + -0.426089$

Response type: Internal Std ( Ref 39 ), Area \* ( IS Conc. / IS Area )

Curve type: 2nd Order, Origin: Exclude, Weighting: 1/x, Axis trans: None



Dataset: F:\Projects\PFAS.PRO\Results\180228M1\180228M1-CRV.qld

Last Altered: Thursday, March 01, 2018 12:54:21 Pacific Standard Time

Printed: Thursday, March 01, 2018 13:01:25 Pacific Standard Time

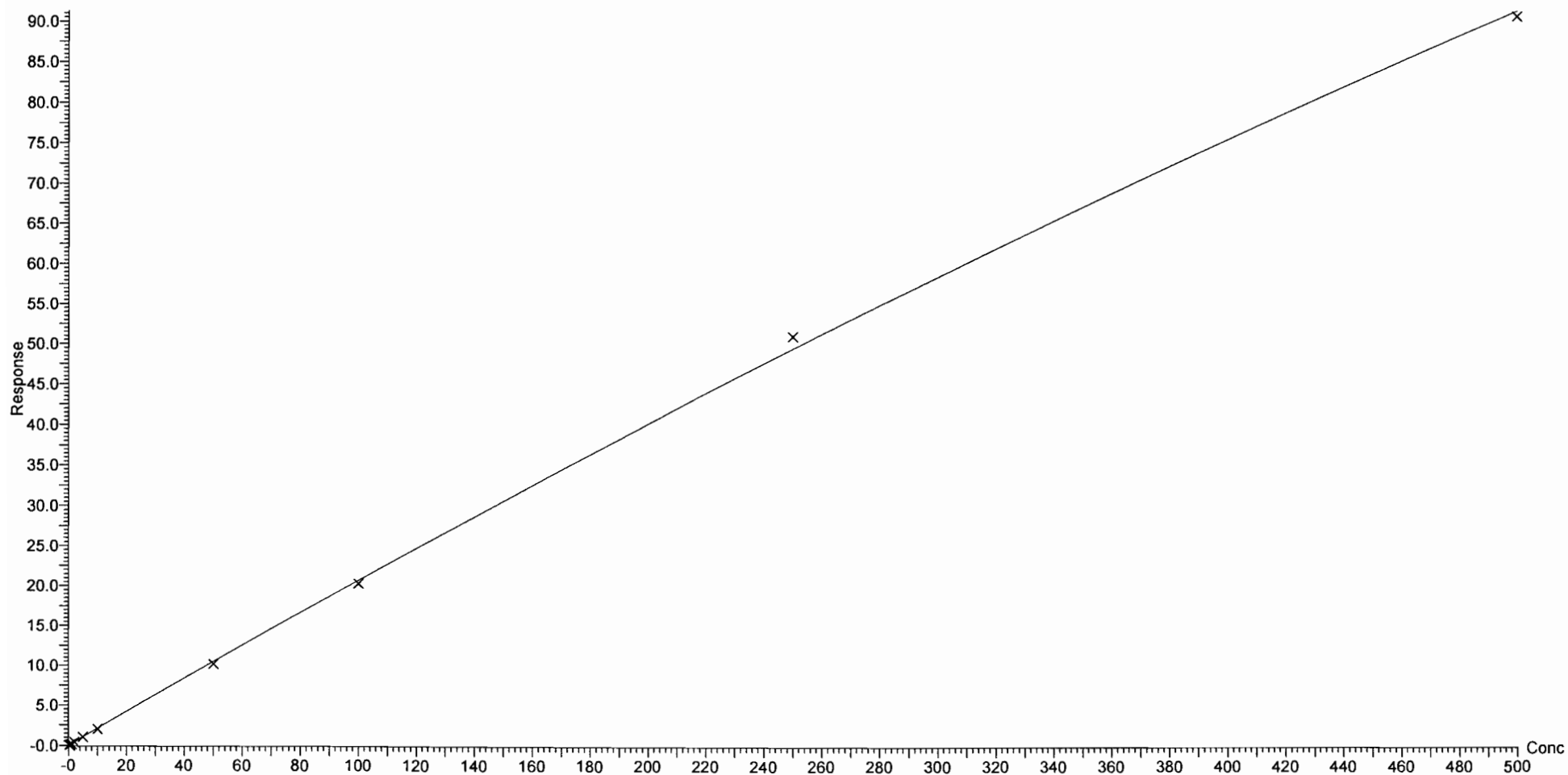
Compound name: 6:2 FTS

Coefficient of Determination:  $R^2 = 0.999493$

Calibration curve:  $-6.1827e-005 * x^2 + 0.213492 * x + -0.00864232$

Response type: Internal Std ( Ref 40 ), Area \* ( IS Conc. / IS Area )

Curve type: 2nd Order, Origin: Include, Weighting: 1/x, Axis trans: None



Dataset: F:\Projects\PFAS.PRO\Results\180228M1\180228M1-CRV.qld

Last Altered: Thursday, March 01, 2018 12:54:21 Pacific Standard Time

Printed: Thursday, March 01, 2018 13:01:25 Pacific Standard Time

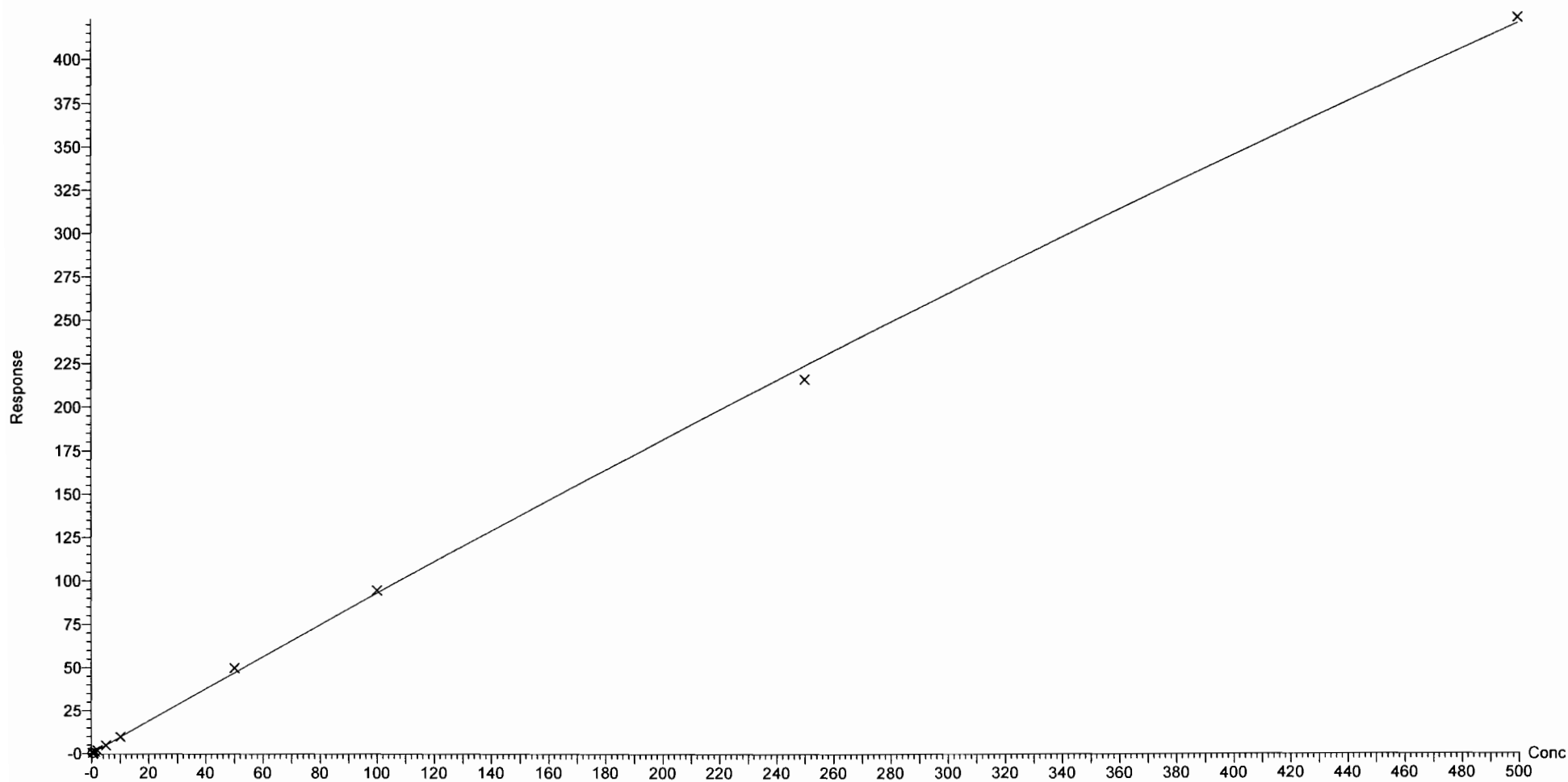
Compound name: L-PFOA

Coefficient of Determination:  $R^2 = 0.999349$

Calibration curve:  $-0.000221149 * x^2 + 0.949975 * x + 0.169885$

Response type: Internal Std ( Ref 40 ), Area \* ( IS Conc. / IS Area )

Curve type: 2nd Order, Origin: Exclude, Weighting: 1/x, Axis trans: None



Dataset: F:\Projects\PFAS.PRO\Results\180228M1\180228M1-CRV.qld

Last Altered: Thursday, March 01, 2018 12:54:21 Pacific Standard Time

Printed: Thursday, March 01, 2018 13:01:25 Pacific Standard Time

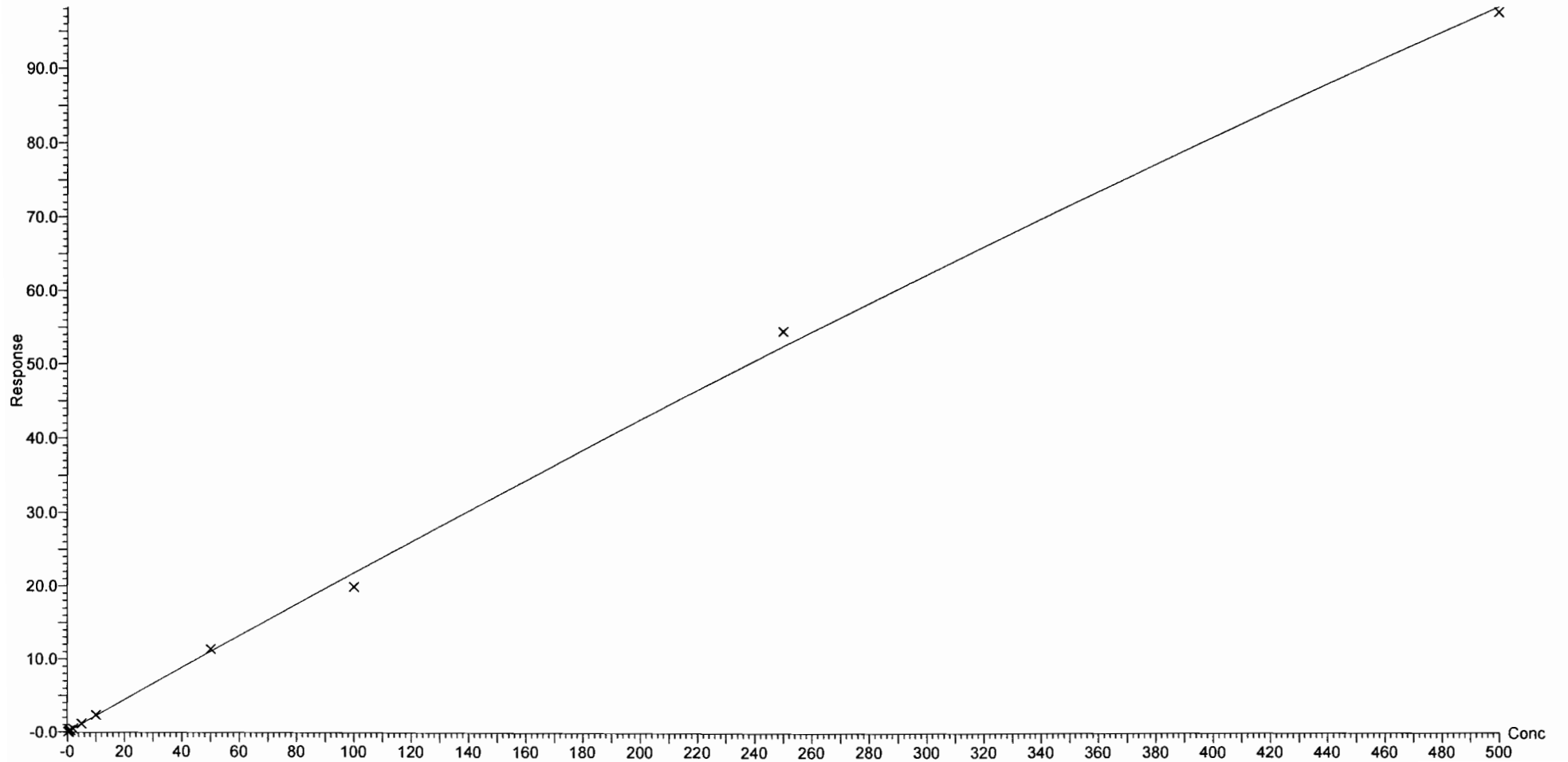
Compound name: PFHpS

Coefficient of Determination:  $R^2 = 0.998387$

Calibration curve:  $-5.43855e-005 * x^2 + 0.223749 * x + -0.00184111$

Response type: Internal Std ( Ref 40 ), Area \* ( IS Conc. / IS Area )

Curve type: 2nd Order, Origin: Exclude, Weighting: 1/x, Axis trans: None



Dataset: F:\Projects\PFAS.PRO\Results\180228M1\180228M1-CRV.qld

Last Altered: Thursday, March 01, 2018 12:54:21 Pacific Standard Time

Printed: Thursday, March 01, 2018 13:01:25 Pacific Standard Time

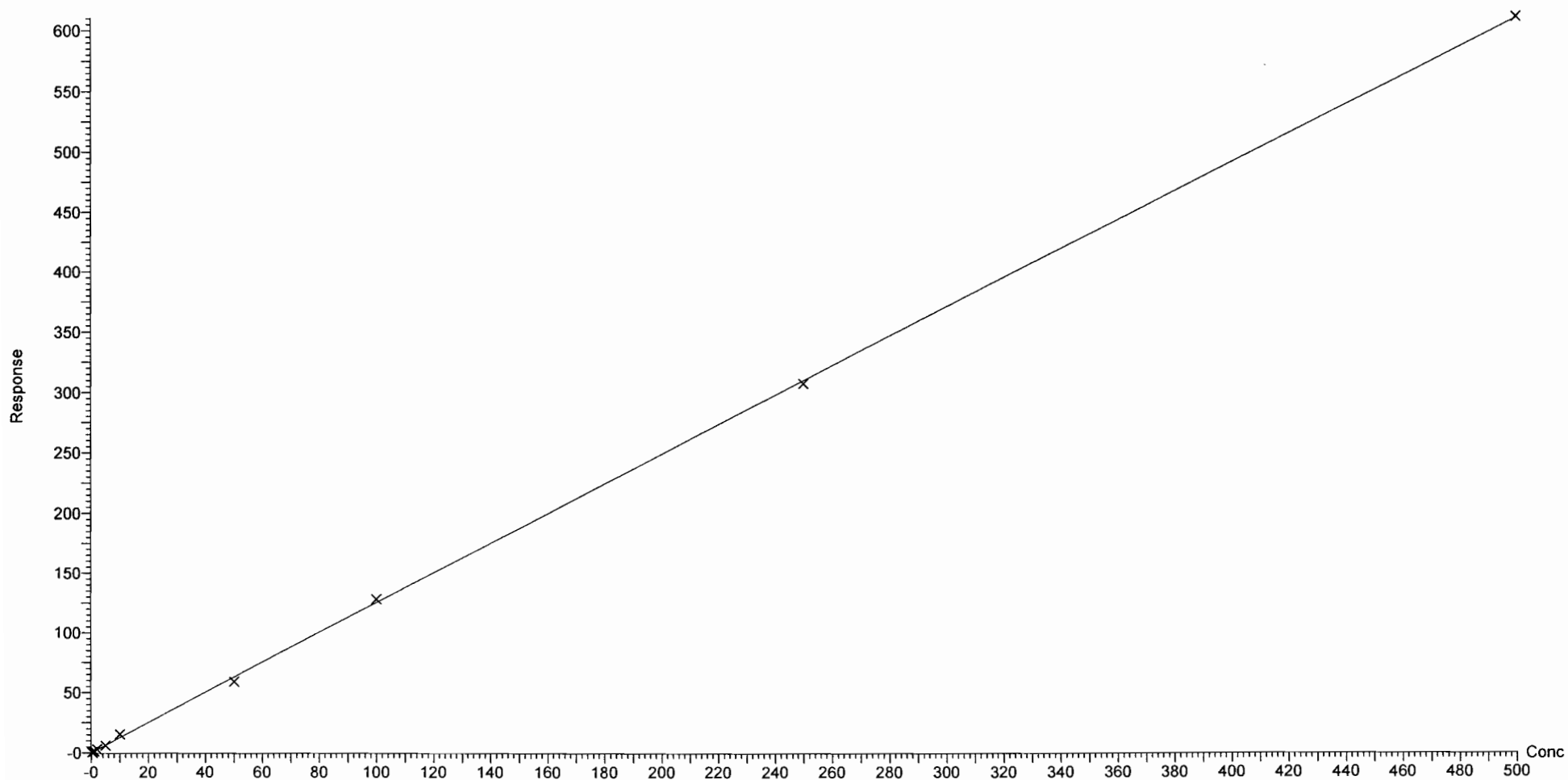
Compound name: PFNA

Coefficient of Determination:  $R^2 = 0.999030$

Calibration curve:  $-8.81865e-005 * x^2 + 1.2629 * x + 0.0829459$

Response type: Internal Std ( Ref 41 ), Area \* ( IS Conc. / IS Area )

Curve type: 2nd Order, Origin: Exclude, Weighting: 1/x, Axis trans: None





Dataset: F:\Projects\PFAS.PRO\Results\180228M1\180228M1-CRV.qld

Last Altered: Thursday, March 01, 2018 12:54:21 Pacific Standard Time

Printed: Thursday, March 01, 2018 13:01:25 Pacific Standard Time

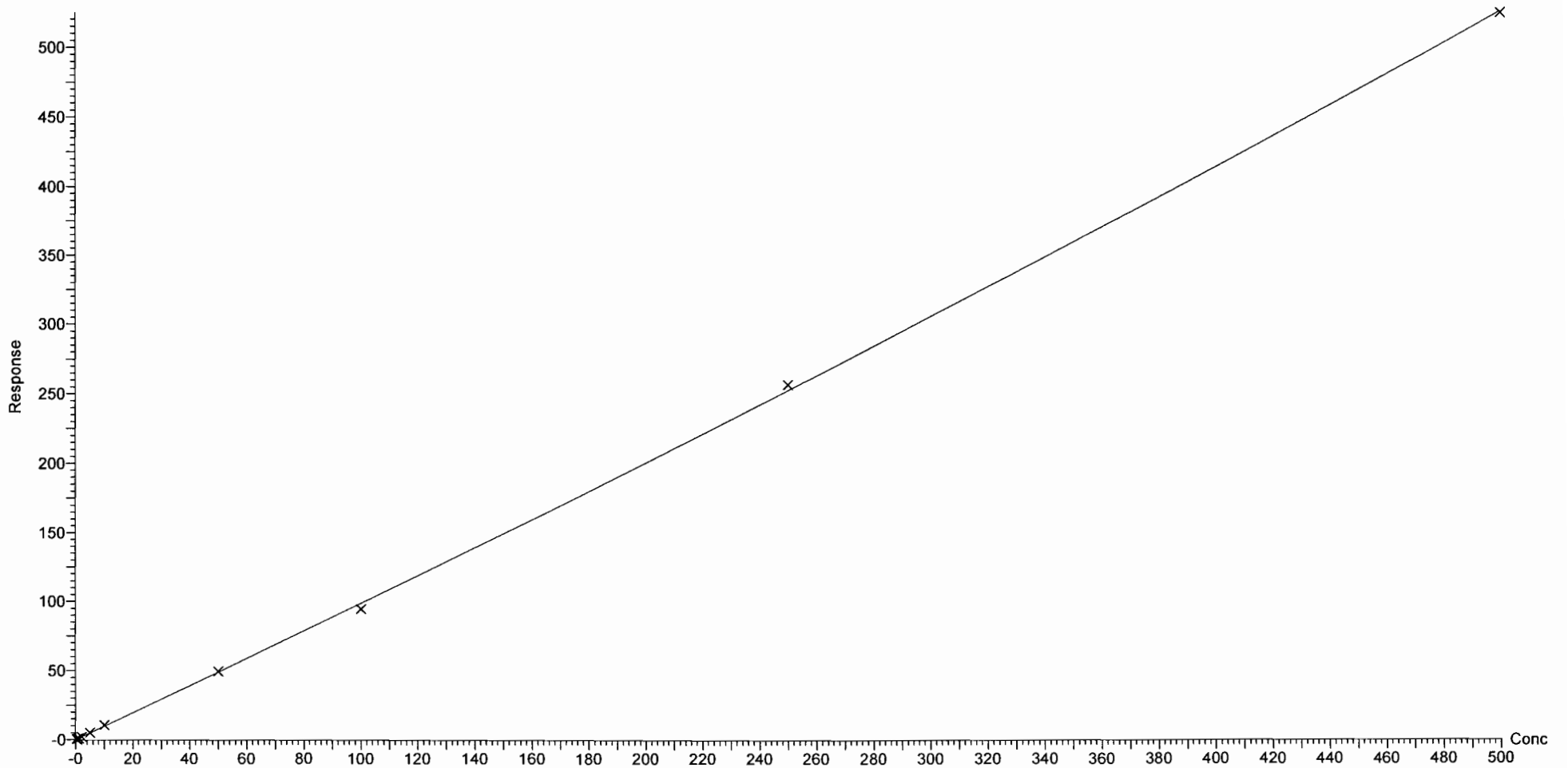
Compound name: PFOSA

Coefficient of Determination:  $R^2 = 0.999639$

Calibration curve:  $0.000156031 * x^2 + 0.971532 * x + 0.0090602$

Response type: Internal Std ( Ref 42 ), Area \* ( IS Conc. / IS Area )

Curve type: 2nd Order, Origin: Exclude, Weighting: 1/x, Axis trans: None



Dataset: F:\Projects\PFAS.PRO\Results\180228M1\180228M1-CRV.qld

Last Altered: Thursday, March 01, 2018 12:54:21 Pacific Standard Time

Printed: Thursday, March 01, 2018 13:01:25 Pacific Standard Time

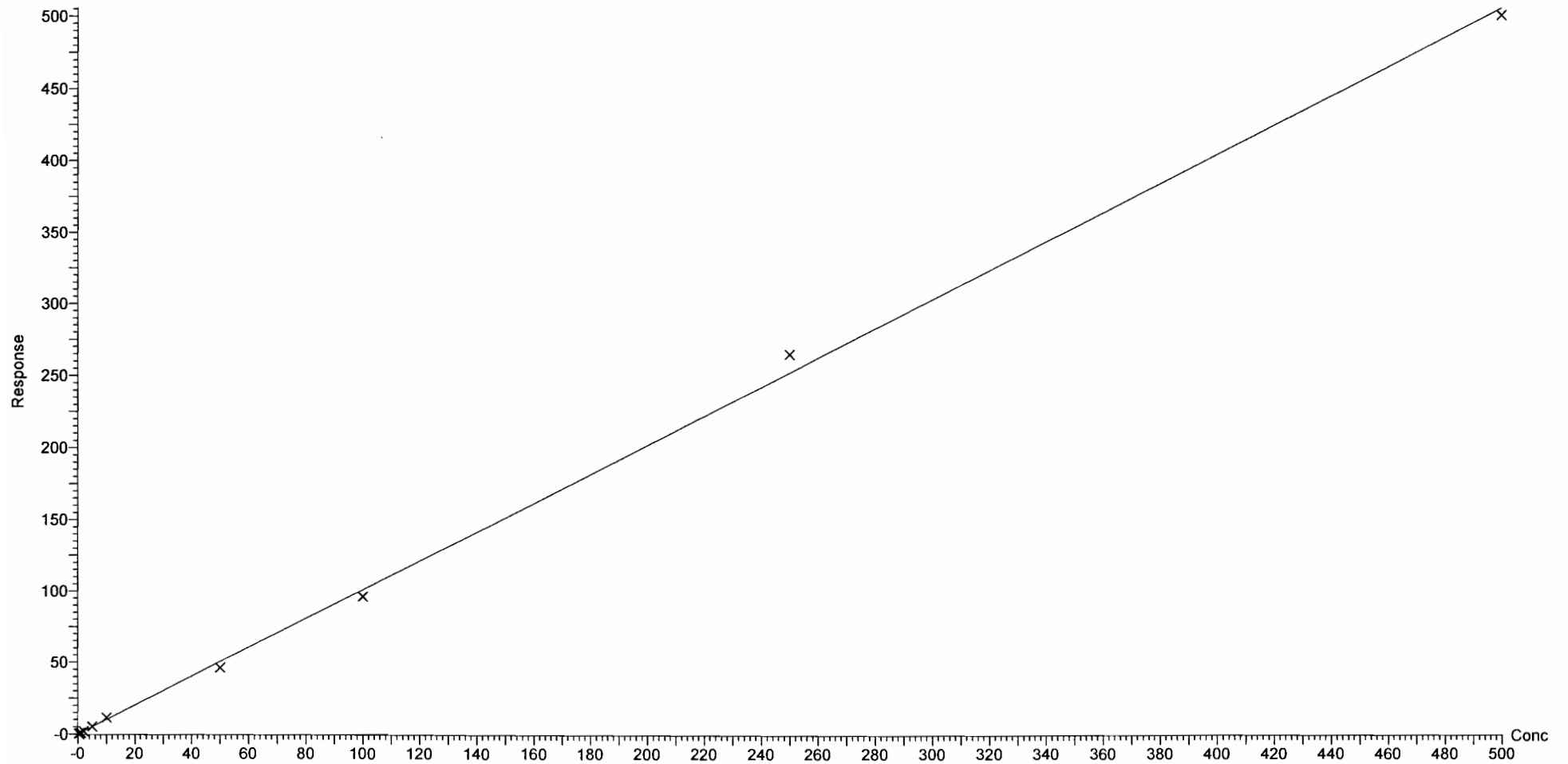
Compound name: L-PFOS

Coefficient of Determination:  $R^2 = 0.998384$

Calibration curve:  $1.67333e-006 * x^2 + 1.01023 * x + 0.0332659$

Response type: Internal Std ( Ref 43 ), Area \* ( IS Conc. / IS Area )

Curve type: 2nd Order, Origin: Exclude, Weighting: 1/x, Axis trans: None

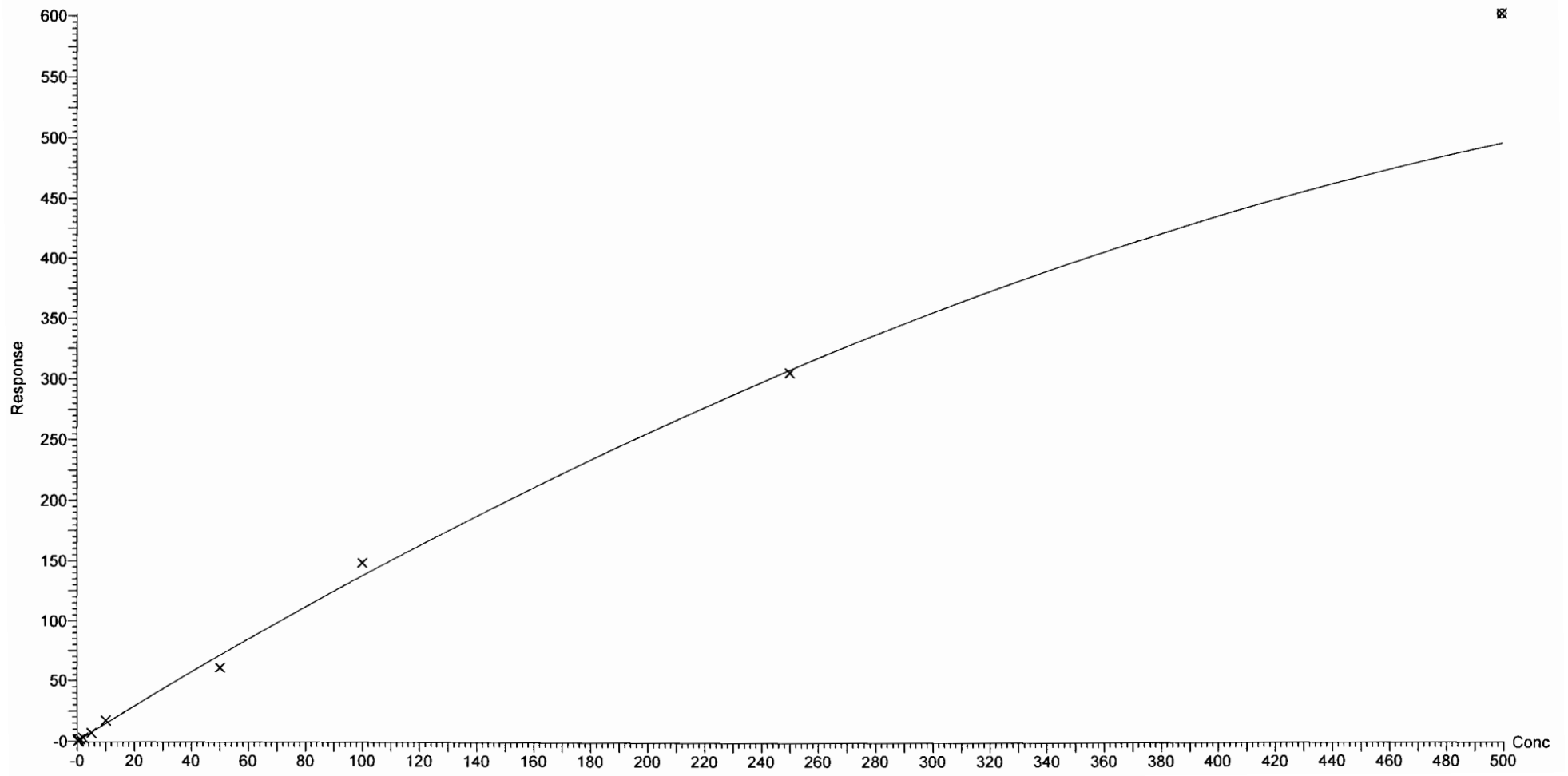


Dataset: F:\Projects\PFAS.PRO\Results\180228M1\180228M1-CRV.qld

Last Altered: Thursday, March 01, 2018 12:54:21 Pacific Standard Time

Printed: Thursday, March 01, 2018 13:01:25 Pacific Standard Time

Compound name: PFDA  
Coefficient of Determination:  $R^2 = 0.994255$   
Calibration curve:  $-0.000968171 * x^2 + 1.47454 * x + 0.0163597$   
Response type: Internal Std ( Ref 44 ), Area \* ( IS Conc. / IS Area )  
Curve type: 2nd Order, Origin: Exclude, Weighting: 1/x, Axis trans: None



Dataset: F:\Projects\PFAS.PRO\Results\180228M1\180228M1-CRV.qld

Last Altered: Thursday, March 01, 2018 12:54:21 Pacific Standard Time

Printed: Thursday, March 01, 2018 13:01:25 Pacific Standard Time

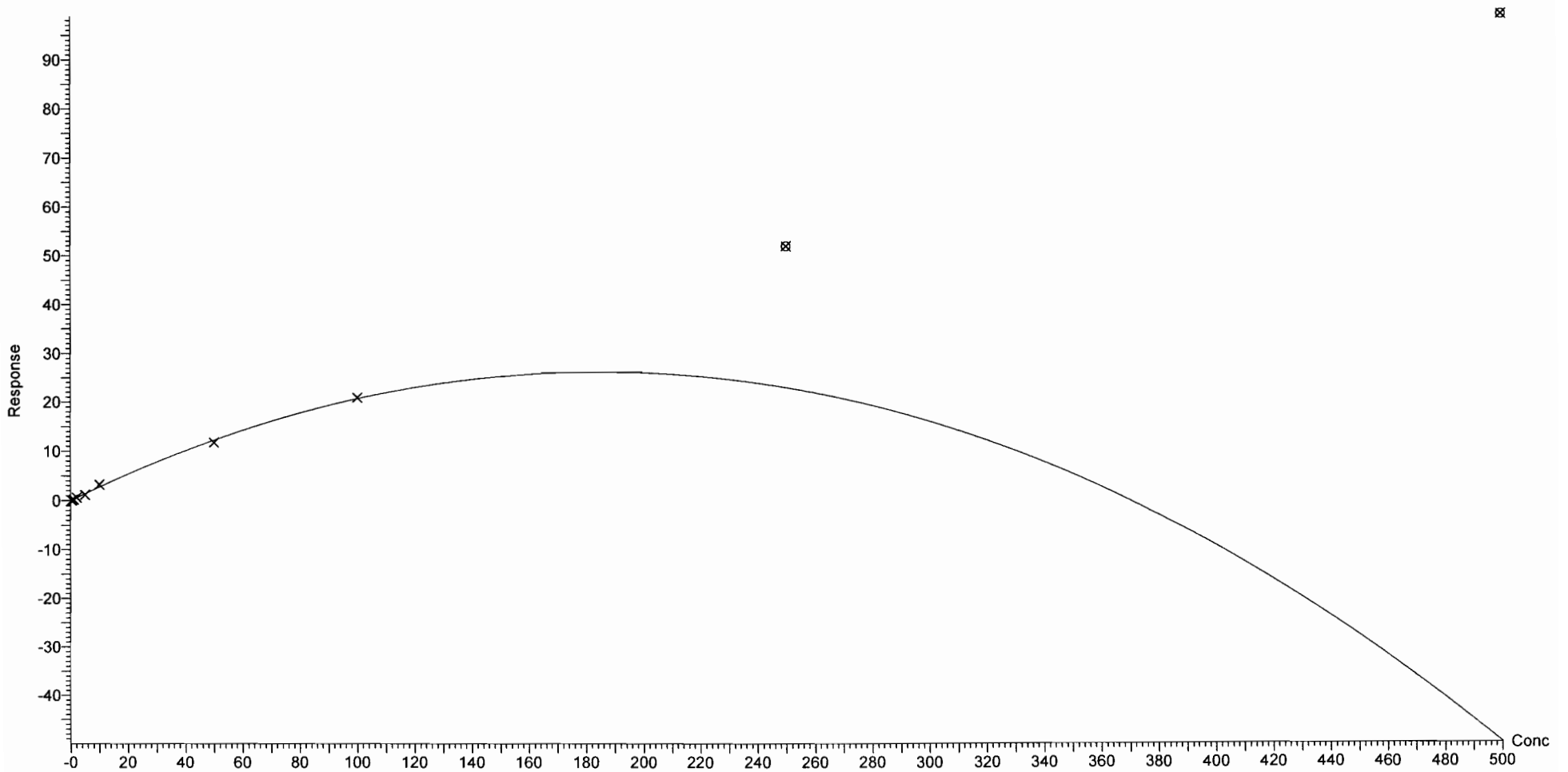
Compound name: 8:2 FTS

Coefficient of Determination:  $R^2 = 0.994282$

Calibration curve:  $-0.000766546 * x^2 + 0.283394 * x + -0.0147164$

Response type: Internal Std ( Ref 40 ), Area \* ( IS Conc. / IS Area )

Curve type: 2nd Order, Origin: Include, Weighting: 1/x, Axis trans: None



Dataset: F:\Projects\PFAS.PRO\Results\180228M1\180228M1-CRV.qld

Last Altered: Thursday, March 01, 2018 12:54:21 Pacific Standard Time

Printed: Thursday, March 01, 2018 13:01:25 Pacific Standard Time

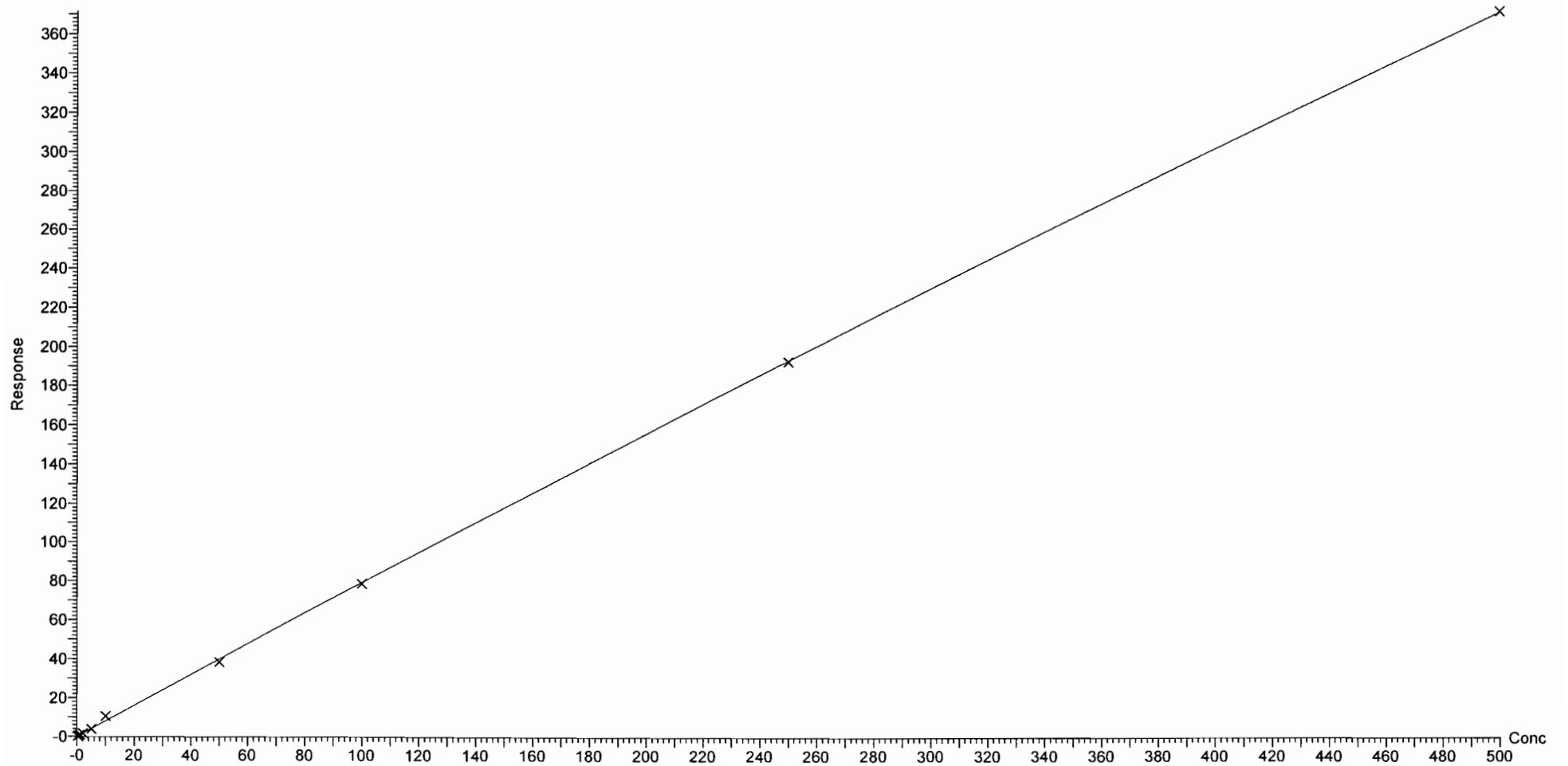
Compound name: PFNS

Coefficient of Determination:  $R^2 = 0.998832$

Calibration curve:  $-0.000125046 * x^2 + 0.804667 * x + 2.62258e-005$

Response type: Internal Std ( Ref 43 ), Area \* ( IS Conc. / IS Area )

Curve type: 2nd Order, Origin: Exclude, Weighting: 1/x, Axis trans: None

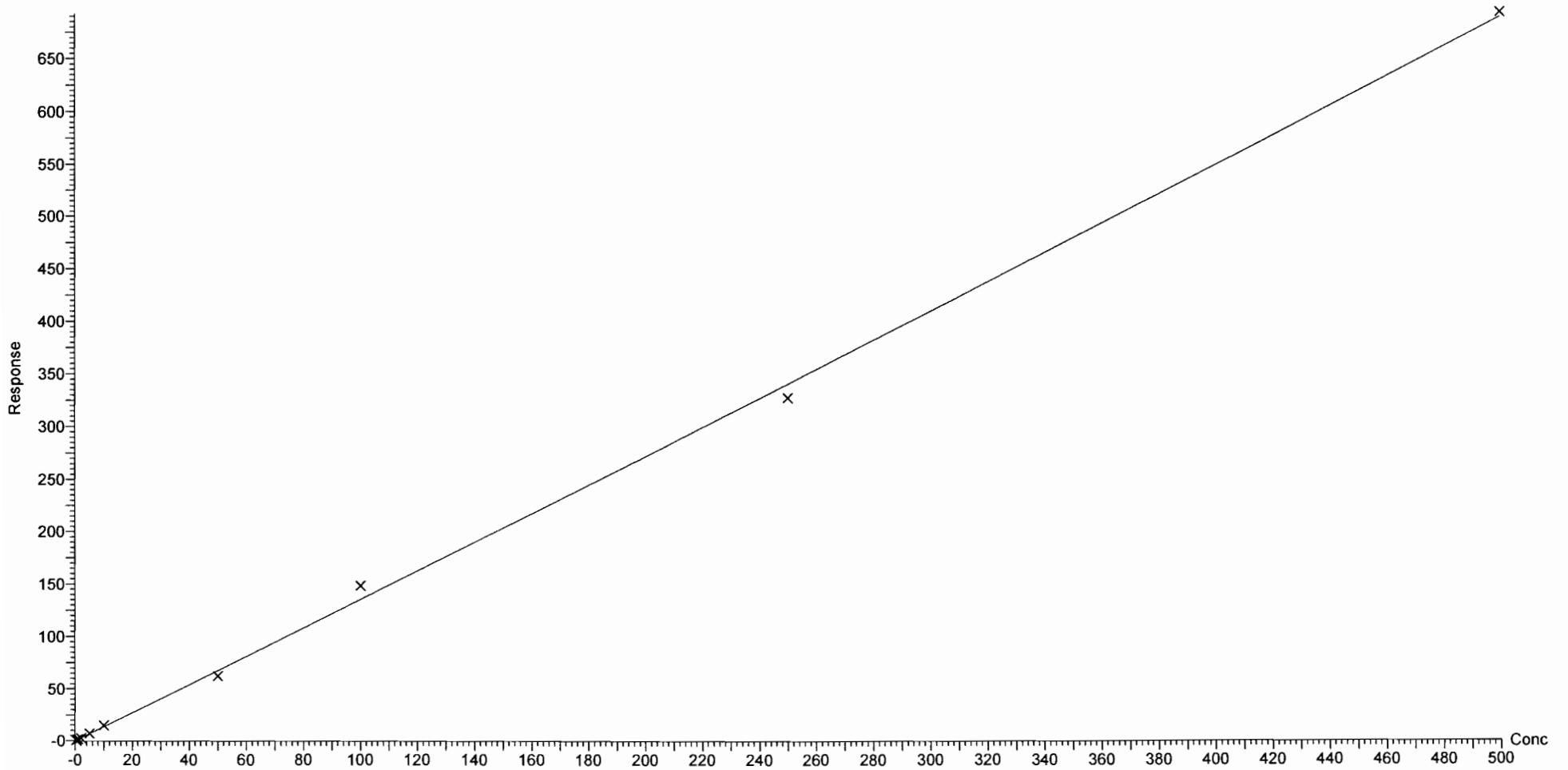


Dataset: F:\Projects\PFAS.PRO\Results\180228M1\180228M1-CRV.qld

Last Altered: Thursday, March 01, 2018 12:54:21 Pacific Standard Time

Printed: Thursday, March 01, 2018 13:01:25 Pacific Standard Time

Compound name: N-MeFOSAA  
Coefficient of Determination:  $R^2 = 0.998127$   
Calibration curve:  $5.69203e-005 * x^2 + 1.34761 * x + -0.0729694$   
Response type: Internal Std ( Ref 45 ), Area \* ( IS Conc. / IS Area )  
Curve type: 2nd Order, Origin: Include, Weighting: 1/x, Axis trans: None



Dataset: F:\Projects\PFAS.PRO\Results\180228M1\180228M1-CRV.qld

Last Altered: Thursday, March 01, 2018 12:54:21 Pacific Standard Time

Printed: Thursday, March 01, 2018 13:01:25 Pacific Standard Time

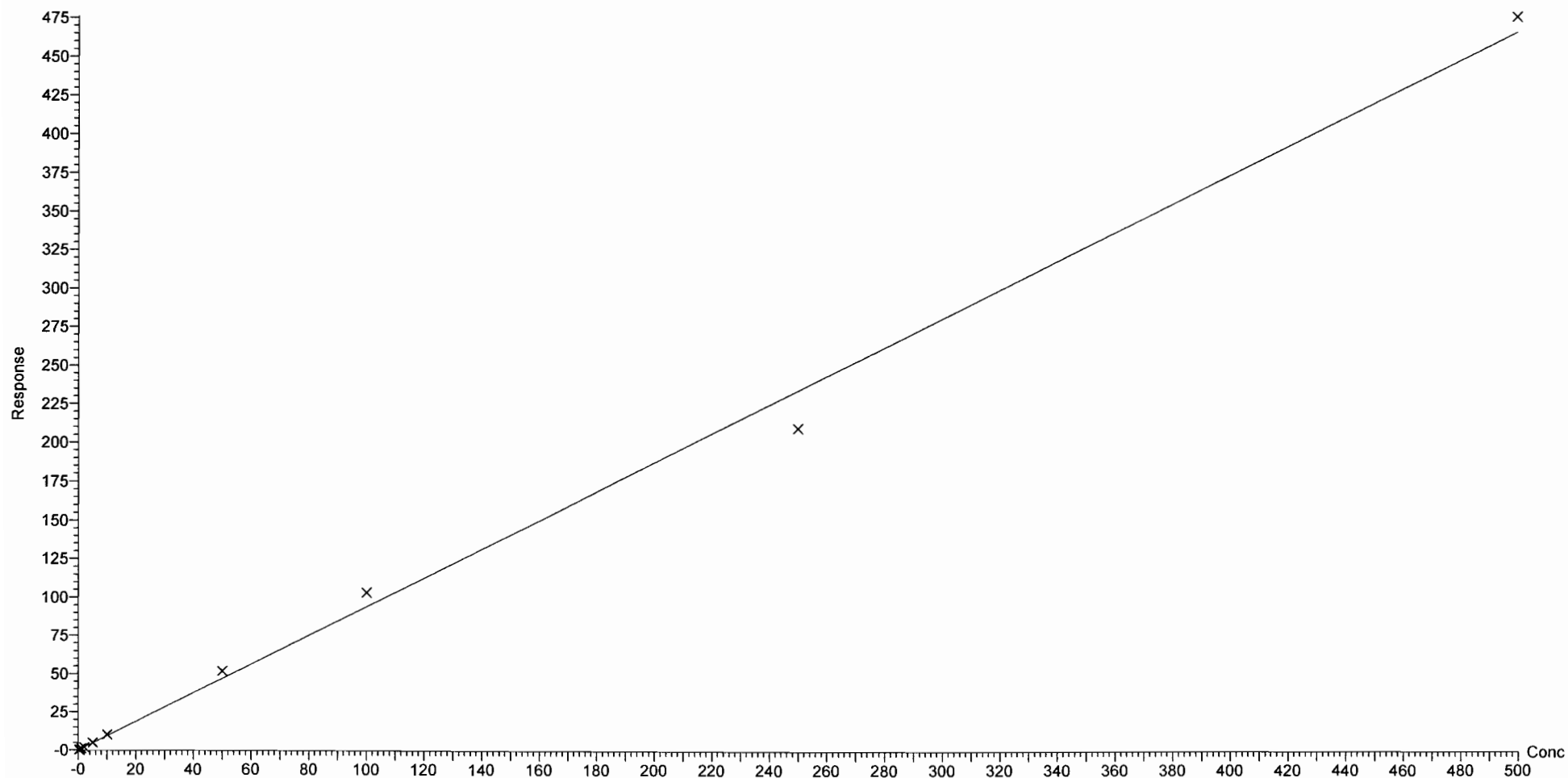
Compound name: N-EtFOSAA

Coefficient of Determination:  $R^2 = 0.995033$

Calibration curve:  $-1.91553e-005 * x^2 + 0.941653 * x + -0.0144873$

Response type: Internal Std ( Ref 46 ), Area \* ( IS Conc. / IS Area )

Curve type: 2nd Order, Origin: Include, Weighting: 1/x, Axis trans: None



Dataset: F:\Projects\PFAS.PRO\Results\180228M1\180228M1-CRV.qld

Last Altered: Thursday, March 01, 2018 12:54:21 Pacific Standard Time

Printed: Thursday, March 01, 2018 13:01:25 Pacific Standard Time

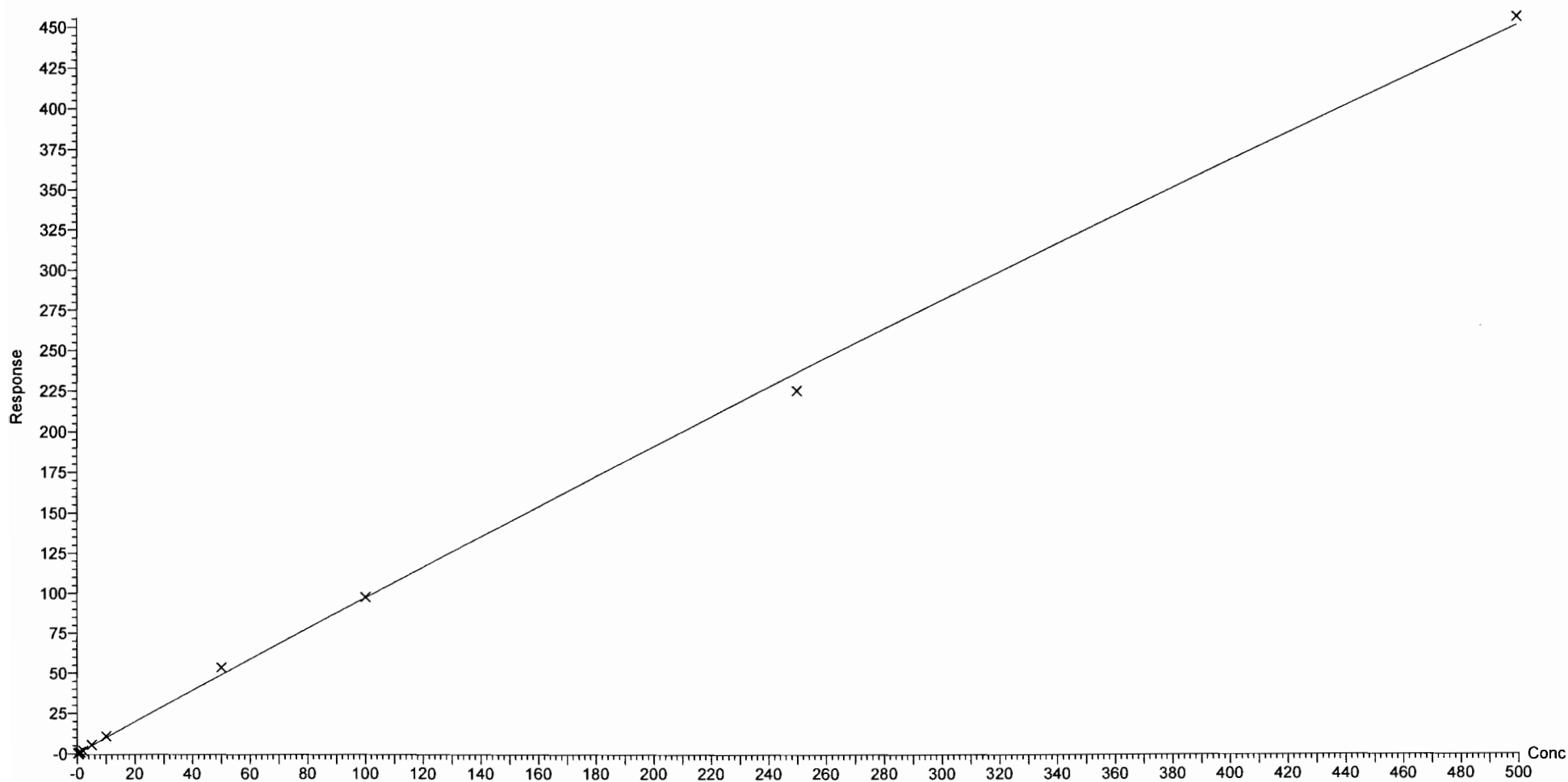
Compound name: PFUdA

Coefficient of Determination:  $R^2 = 0.998571$

Calibration curve:  $-0.000180071 * x^2 + 0.990692 * x + 0.104625$

Response type: Internal Std ( Ref 47 ), Area \* ( IS Conc. / IS Area )

Curve type: 2nd Order, Origin: Exclude, Weighting: 1/x, Axis trans: None





Dataset: F:\Projects\PFAS.PRO\Results\180228M1\180228M1-CRV.qld

Last Altered: Thursday, March 01, 2018 12:54:21 Pacific Standard Time

Printed: Thursday, March 01, 2018 13:01:25 Pacific Standard Time

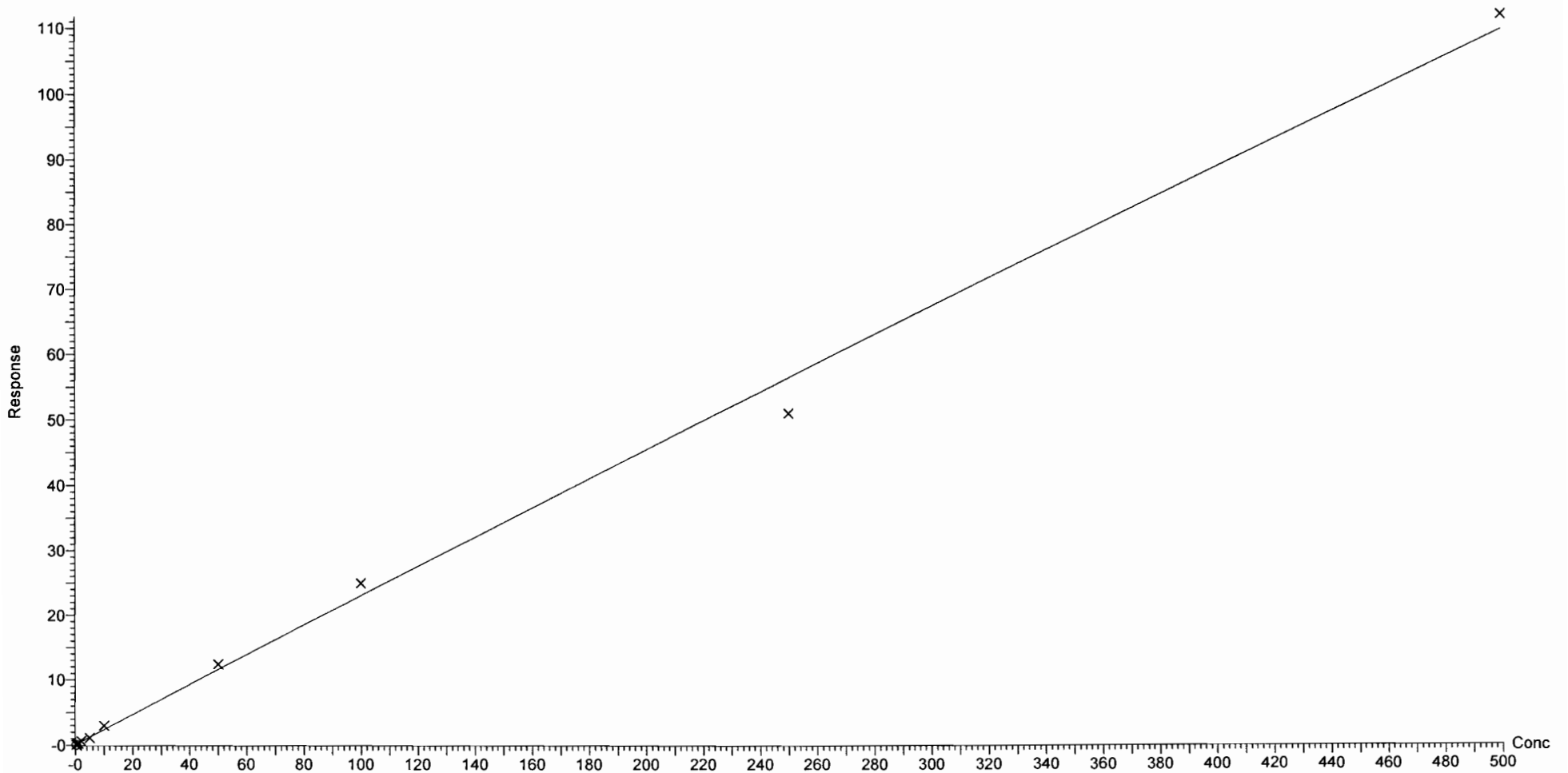
Compound name: PFDS

Coefficient of Determination:  $R^2 = 0.994903$

Calibration curve:  $-2.67114e-005 * x^2 + 0.232211 * x + 0.0711457$

Response type: Internal Std ( Ref 47 ), Area \* ( IS Conc. / IS Area )

Curve type: 2nd Order, Origin: Exclude, Weighting: 1/x, Axis trans: None



Dataset: F:\Projects\PFAS.PRO\Results\180228M1\180228M1-CRV.qld

Last Altered: Thursday, March 01, 2018 12:54:21 Pacific Standard Time

Printed: Thursday, March 01, 2018 13:01:25 Pacific Standard Time

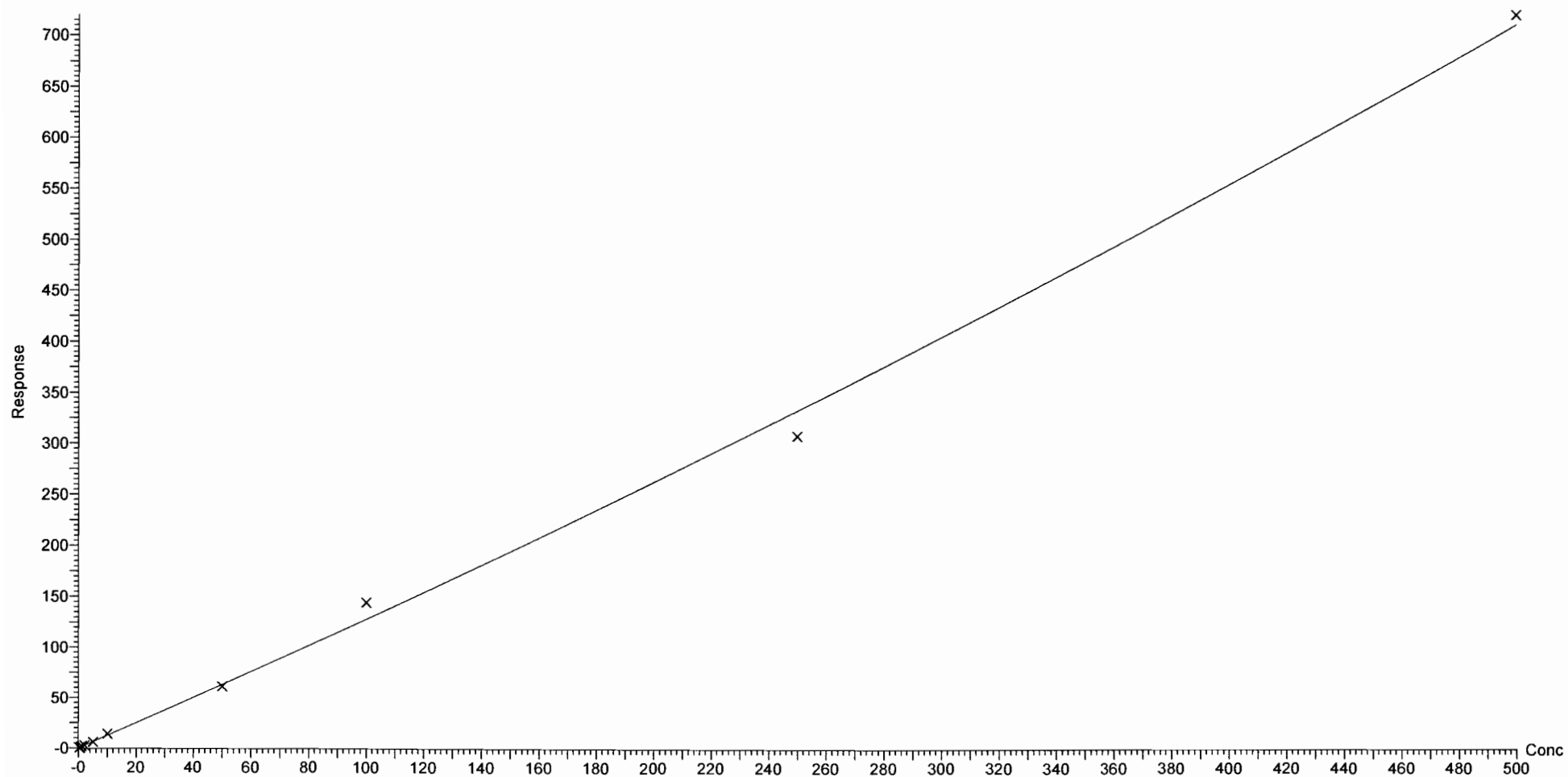
Compound name: PFDoA

Coefficient of Determination:  $R^2 = 0.996546$

Calibration curve:  $0.000353853 * x^2 + 1.24337 * x + 0.0715804$

Response type: Internal Std ( Ref 48 ), Area \* ( IS Conc. / IS Area )

Curve type: 2nd Order, Origin: Exclude, Weighting: 1/x, Axis trans: None

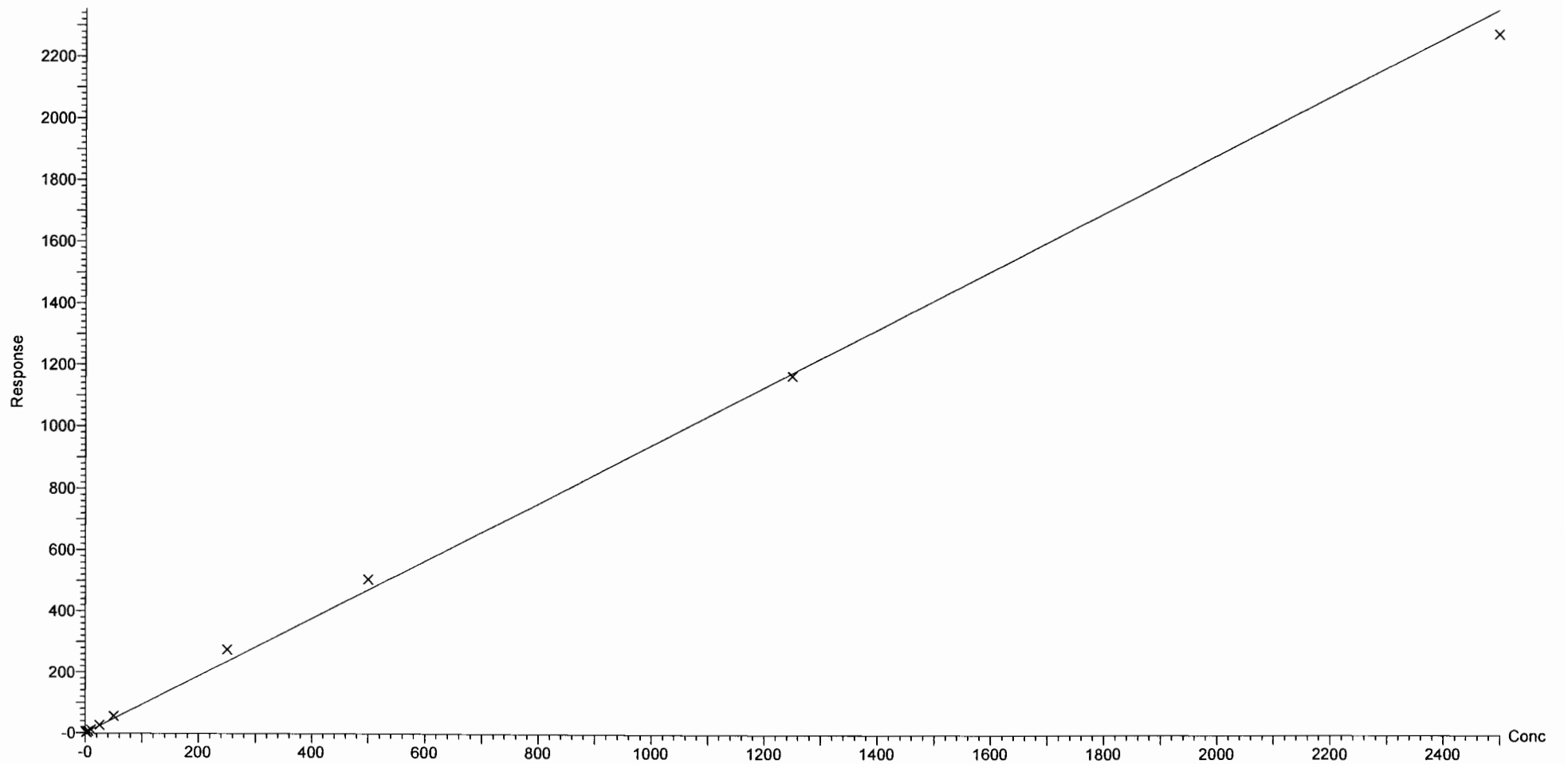


Dataset: F:\Projects\PFAS.PRO\Results\180228M1\180228M1-CRV.qld

Last Altered: Thursday, March 01, 2018 12:54:21 Pacific Standard Time

Printed: Thursday, March 01, 2018 13:01:25 Pacific Standard Time

Compound name: N-MeFOSA  
Correlation coefficient:  $r = 0.998328$ ,  $r^2 = 0.996659$   
Calibration curve:  $0.940855 * x + 0.495265$   
Response type: Internal Std ( Ref 49 ), Area \* ( IS Conc. / IS Area )  
Curve type: Linear, Origin: Include, Weighting: 1/x, Axis trans: None

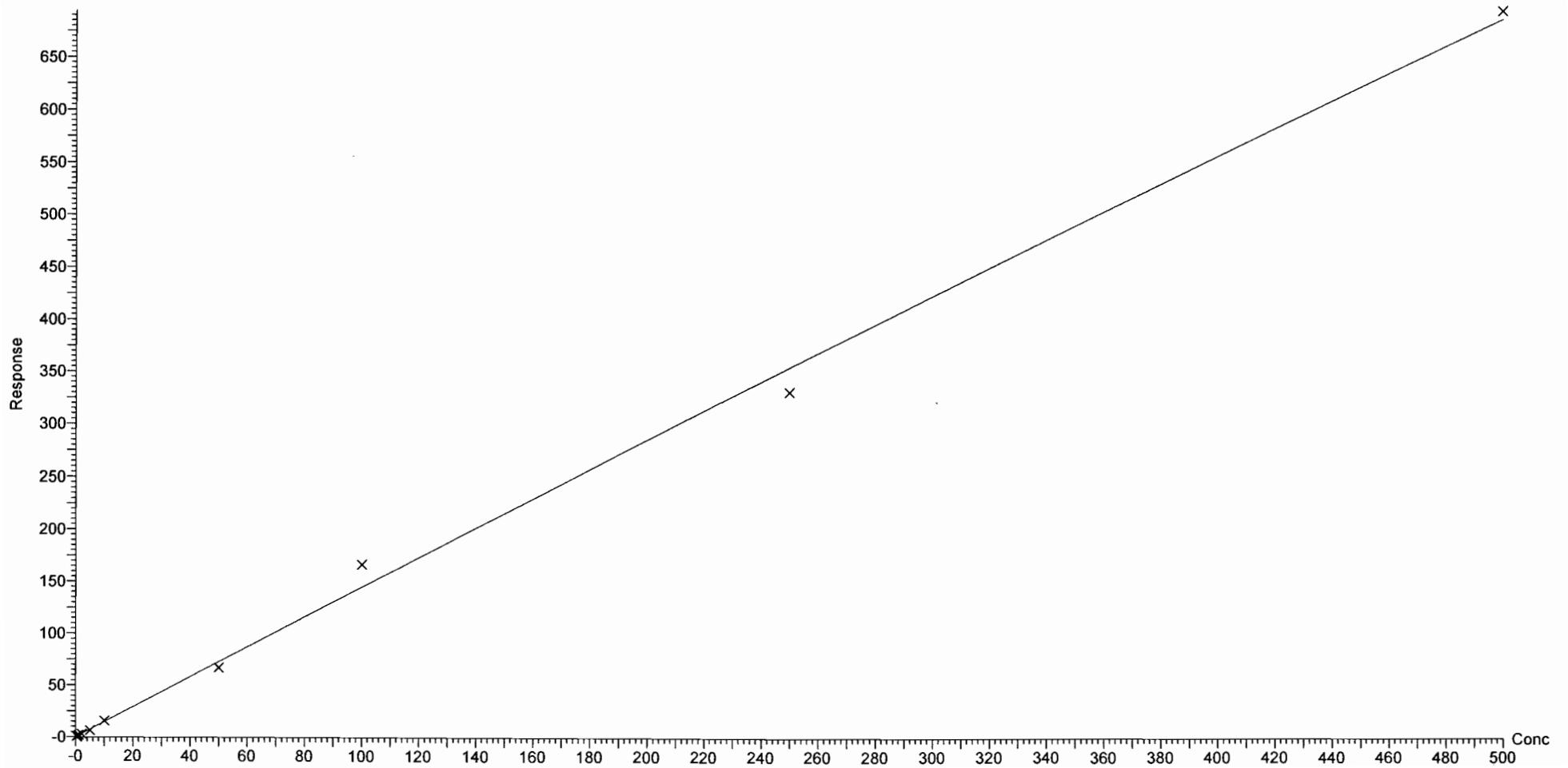


Dataset: F:\Projects\PFAS.PRO\Results\180228M1\180228M1-CRV.qld

Last Altered: Thursday, March 01, 2018 12:54:21 Pacific Standard Time

Printed: Thursday, March 01, 2018 13:01:25 Pacific Standard Time

Compound name: PFTTrDA  
Coefficient of Determination:  $R^2 = 0.995409$   
Calibration curve:  $-0.000182428 * x^2 + 1.46369 * x + -0.00500415$   
Response type: Internal Std ( Ref 48 ), Area \* ( IS Conc. / IS Area )  
Curve type: 2nd Order, Origin: Exclude, Weighting: 1/x, Axis trans: None



Dataset: F:\Projects\PFAS.PRO\Results\180228M1\180228M1-CRV.qld

Last Altered: Thursday, March 01, 2018 12:54:21 Pacific Standard Time

Printed: Thursday, March 01, 2018 13:01:25 Pacific Standard Time

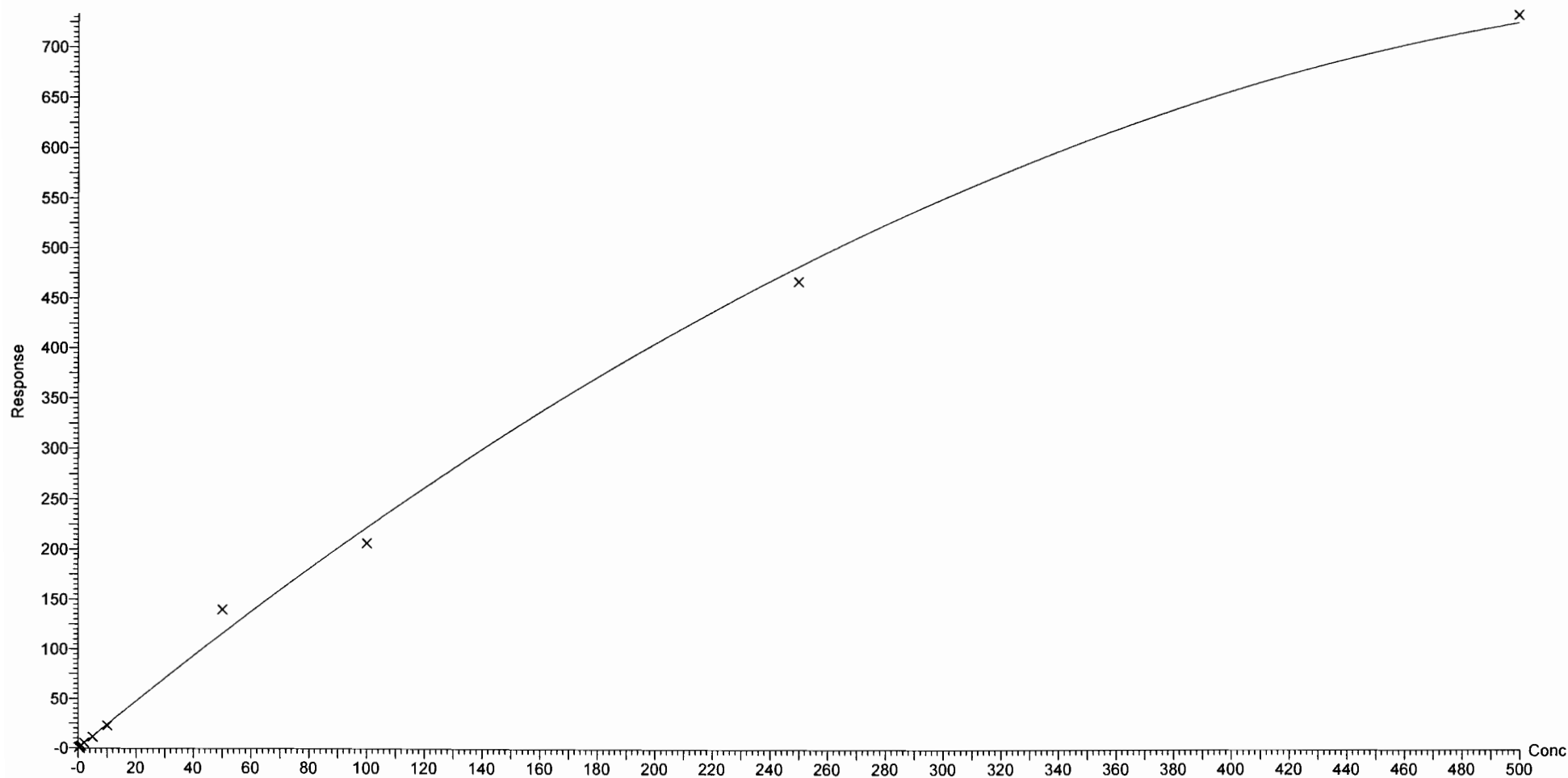
Compound name: PFTeDA

Coefficient of Determination:  $R^2 = 0.994512$

Calibration curve:  $-0.00192235 * x^2 + 2.41092 * x + 0.0485061$

Response type: Internal Std ( Ref 50 ), Area \* ( IS Conc. / IS Area )

Curve type: 2nd Order, Origin: Exclude, Weighting: 1/x, Axis trans: None



Dataset: F:\Projects\PFAS.PRO\Results\180228M1\180228M1-CRV.qld

Last Altered: Thursday, March 01, 2018 12:54:21 Pacific Standard Time

Printed: Thursday, March 01, 2018 13:01:25 Pacific Standard Time

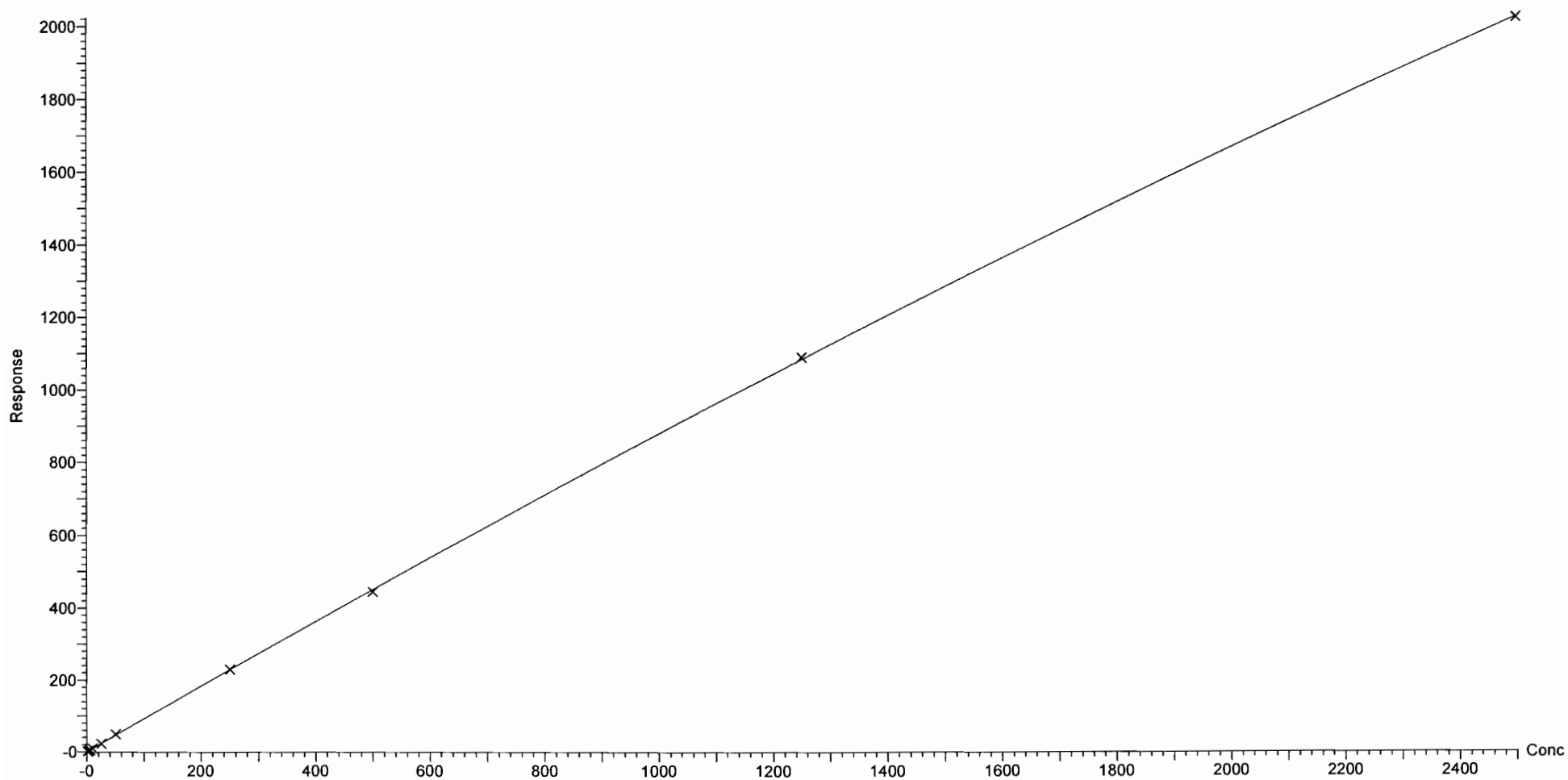
Compound name: N-EtFOSA

Coefficient of Determination:  $R^2 = 0.999889$

Calibration curve:  $-4.63839e-005 * x^2 + 0.925145 * x + 0.0552316$

Response type: Internal Std ( Ref 51 ), Area \* ( IS Conc. / IS Area )

Curve type: 2nd Order, Origin: Exclude, Weighting: 1/x, Axis trans: None



Dataset: F:\Projects\PFAS.PRO\Results\180228M1\180228M1-CRV.qld

Last Altered: Thursday, March 01, 2018 12:54:21 Pacific Standard Time

Printed: Thursday, March 01, 2018 13:01:25 Pacific Standard Time

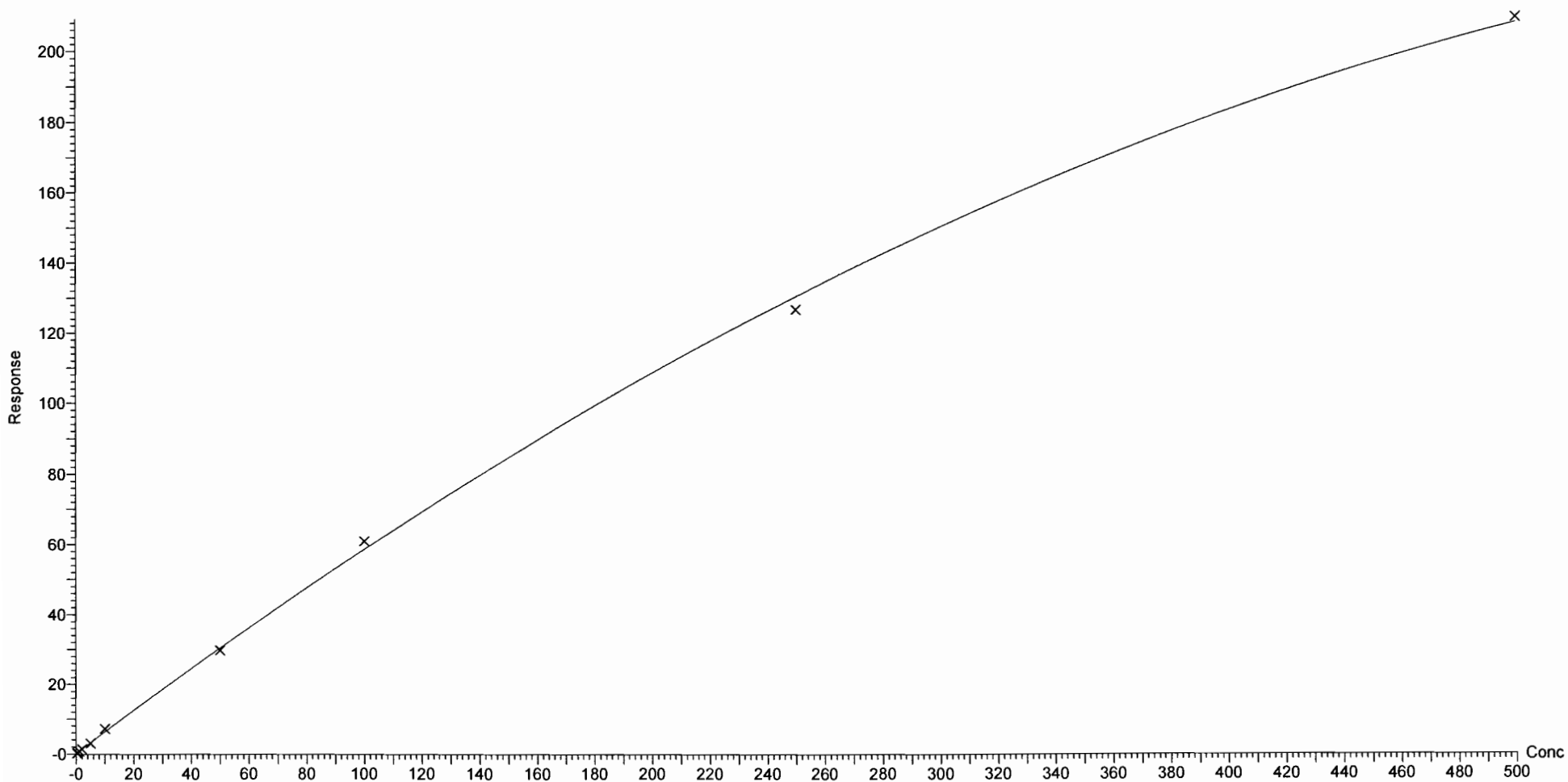
Compound name: PFHxDA

Coefficient of Determination:  $R^2 = 0.998985$

Calibration curve:  $-0.000424355 * x^2 + 0.627384 * x + 0.0611432$

Response type: Internal Std ( Ref 52 ), Area \* ( IS Conc. / IS Area )

Curve type: 2nd Order, Origin: Exclude, Weighting: 1/x, Axis trans: None



Dataset: F:\Projects\PFAS.PRO\Results\180228M1\180228M1-CRV.qld

Last Altered: Thursday, March 01, 2018 12:54:21 Pacific Standard Time

Printed: Thursday, March 01, 2018 13:01:25 Pacific Standard Time

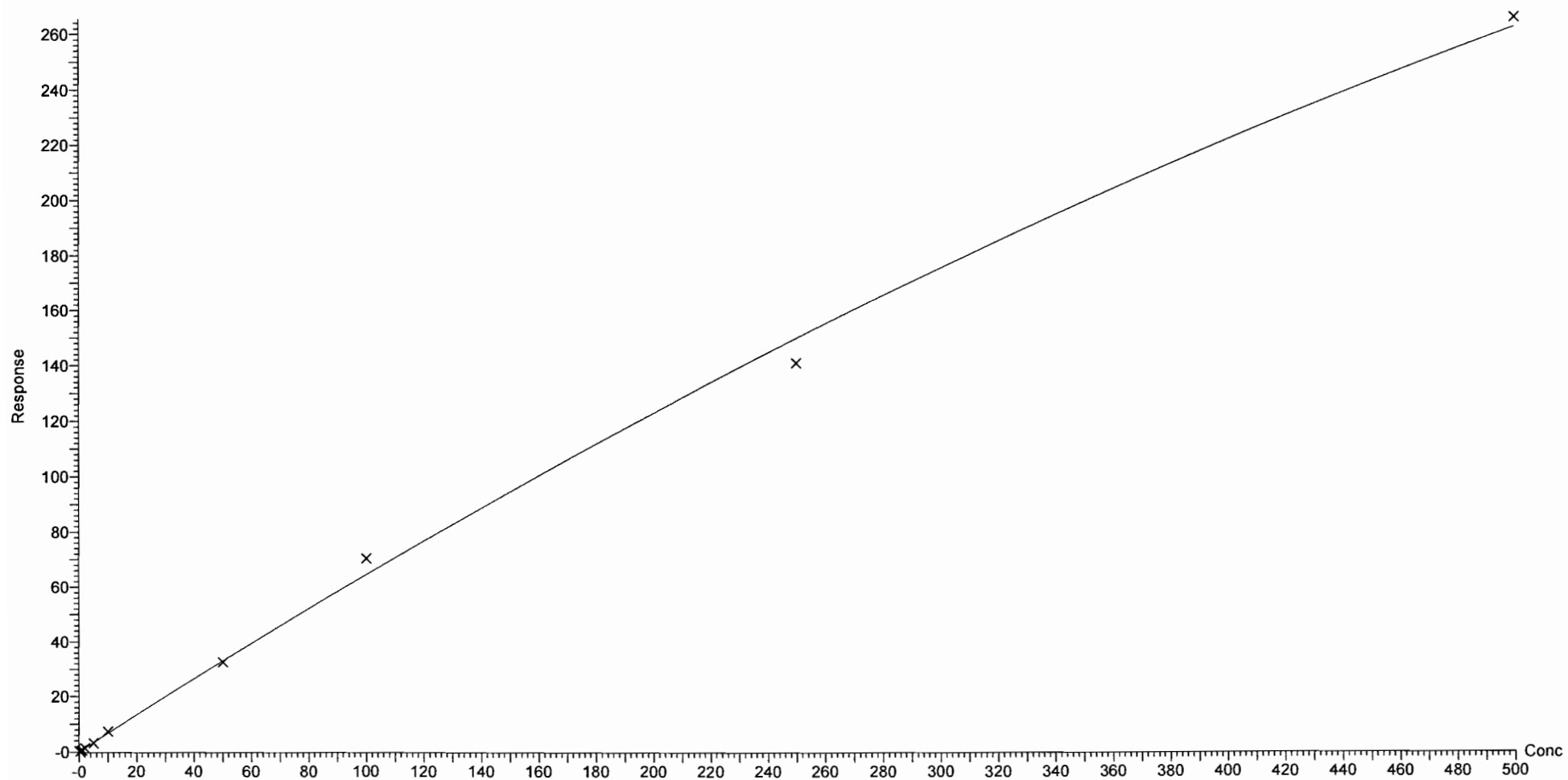
Compound name: PFODA

Coefficient of Determination:  $R^2 = 0.997491$

Calibration curve:  $-0.000302638 * x^2 + 0.675498 * x + 0.0110733$

Response type: Internal Std ( Ref 52 ), Area \* ( IS Conc. / IS Area )

Curve type: 2nd Order, Origin: Include, Weighting: 1/x, Axis trans: None





Dataset: F:\Projects\PFAS.PRO\Results\180228M1\180228M1-CRV.qld

Last Altered: Thursday, March 01, 2018 12:54:21 Pacific Standard Time

Printed: Thursday, March 01, 2018 13:01:25 Pacific Standard Time

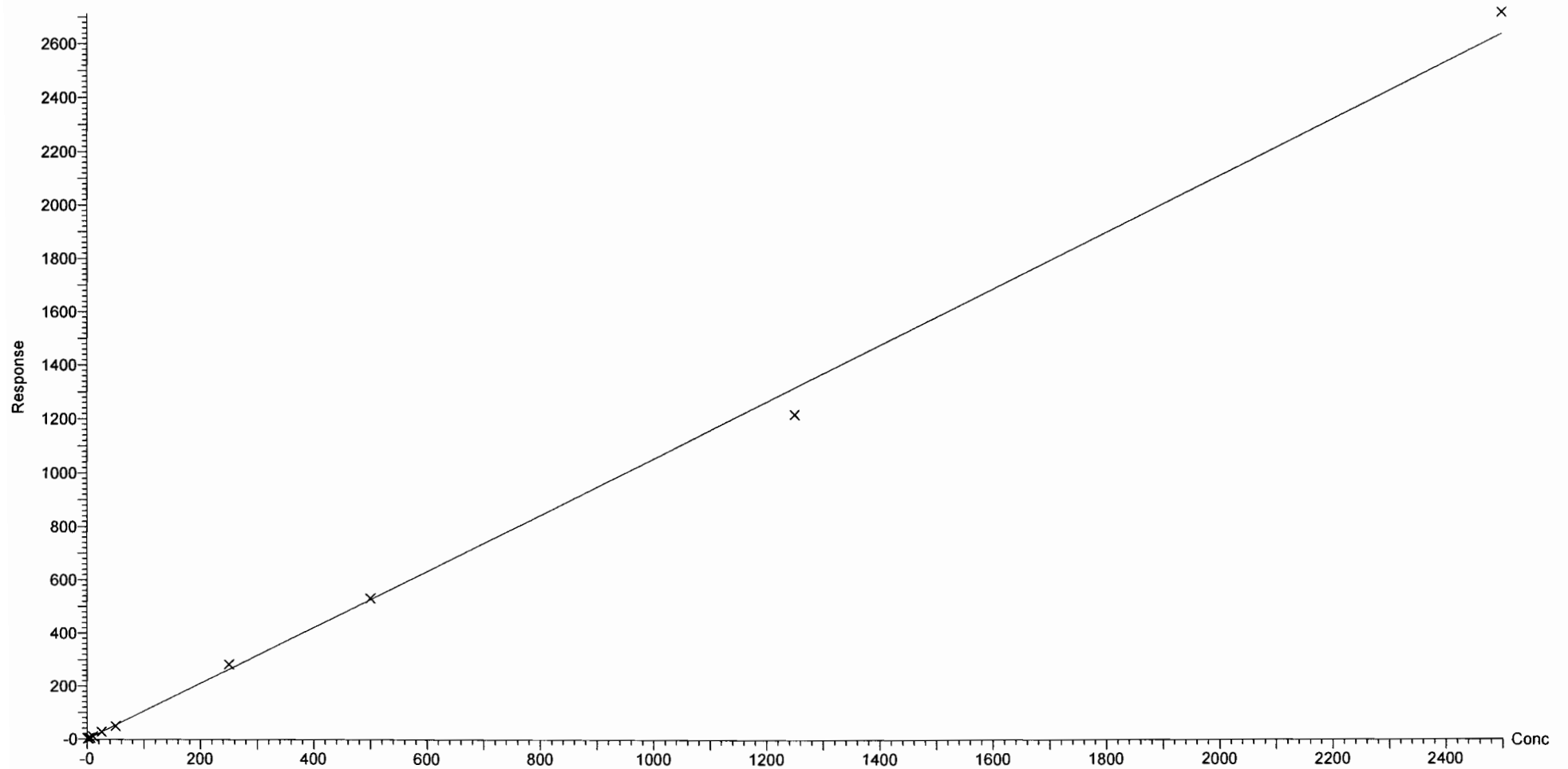
Compound name: N-MeFOSE

Correlation coefficient:  $r = 0.998755$ ,  $r^2 = 0.997511$

Calibration curve:  $1.05289 * x + -0.00995271$

Response type: Internal Std ( Ref 53 ), Area \* ( IS Conc. / IS Area )

Curve type: Linear, Origin: Exclude, Weighting: 1/x, Axis trans: None



Dataset: F:\Projects\PFAS.PRO\Results\180228M1\180228M1-CRV.qld

Last Altered: Thursday, March 01, 2018 12:54:21 Pacific Standard Time

Printed: Thursday, March 01, 2018 13:01:25 Pacific Standard Time

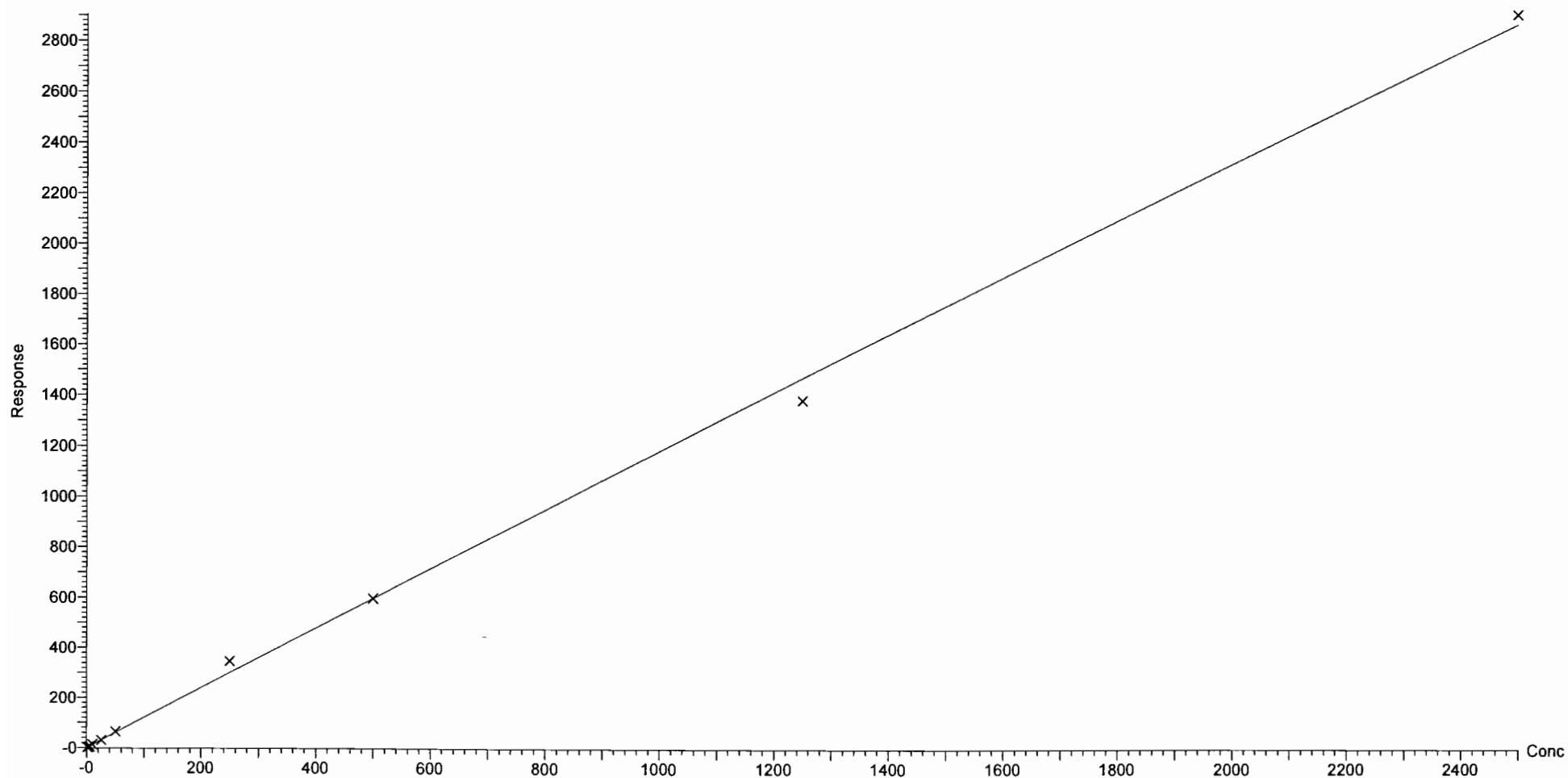
Compound name: N-EtFOSE

Coefficient of Determination:  $R^2 = 0.997385$

Calibration curve:  $-2.41702e-005 * x^2 + 1.20622 * x + 0.0810787$

Response type: Internal Std ( Ref 54 ), Area \* ( IS Conc. / IS Area )

Curve type: 2nd Order, Origin: Exclude, Weighting: 1/x, Axis trans: None

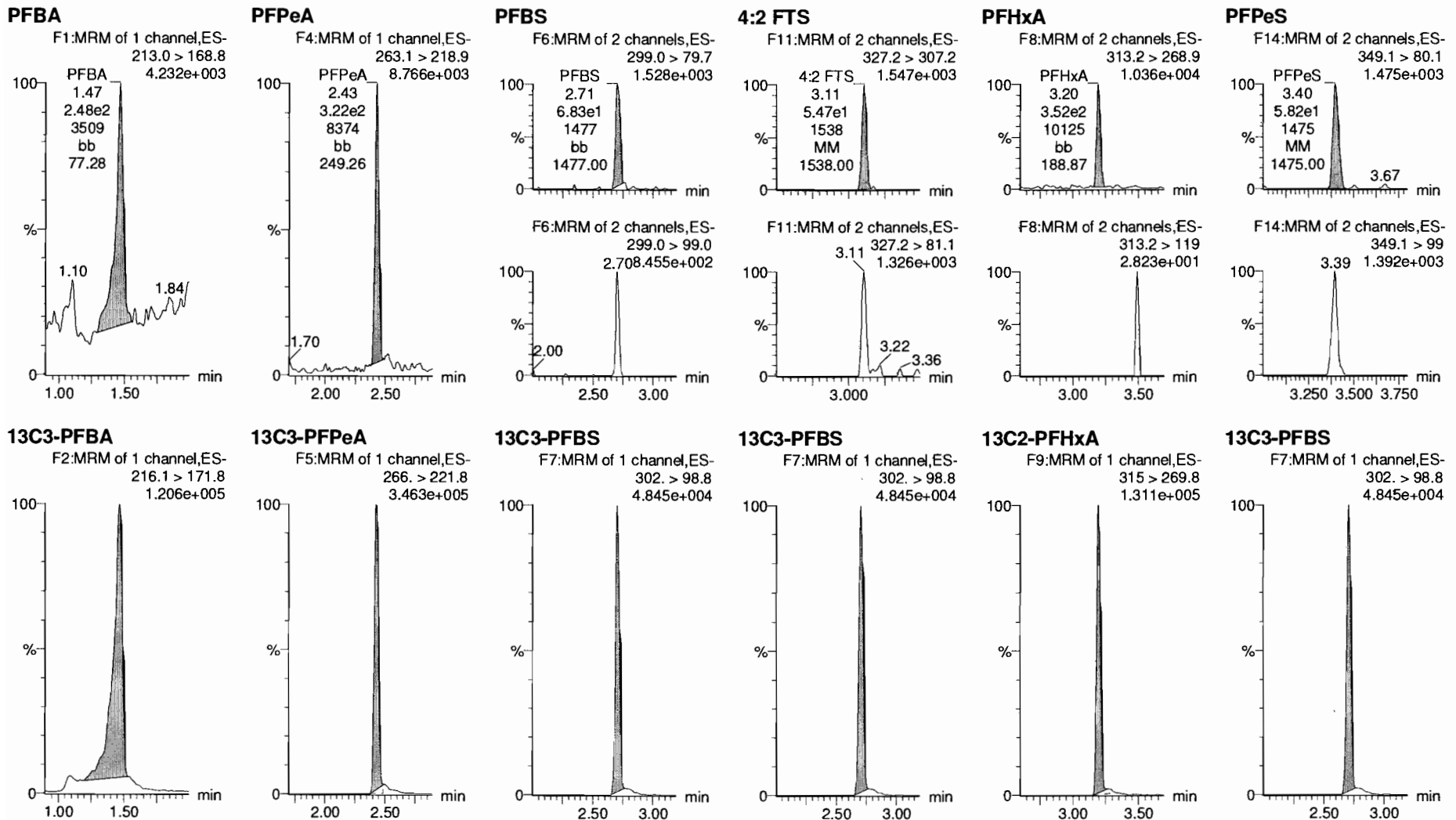


Dataset: Untitled

Last Altered: Thursday, March 01, 2018 12:47:57 Pacific Standard Time  
Printed: Thursday, March 01, 2018 12:48:35 Pacific Standard Time

Method: F:\Projects\PFAS.PRO\MethDB\PFAS\_FULL\_80C\_022718.mdb 28 Feb 2018 13:19:45  
Calibration: 01 Mar 2018 12:47:57

Name: 180228M1\_2, Date: 28-Feb-2018, Time: 20:44:50, ID: ST180228M1-1 PFC CS-2 18B2312, Description: PFC CS-2 18B2312



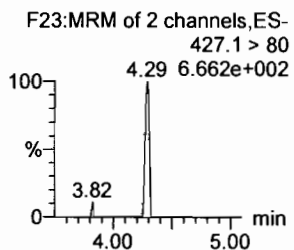
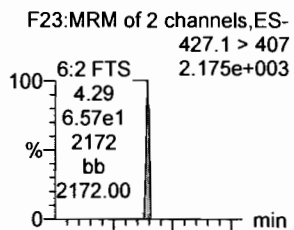
Dataset: Untitled

Last Altered: Thursday, March 01, 2018 12:45:16 Pacific Standard Time

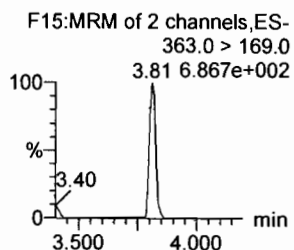
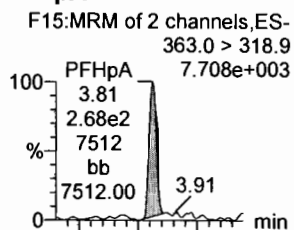
Printed: Thursday, March 01, 2018 12:45:40 Pacific Standard Time

Name: 180228M1\_2, Date: 28-Feb-2018, Time: 20:44:50, ID: ST180228M1-1 PFC CS-2 18B2312, Description: PFC CS-2 18B2312

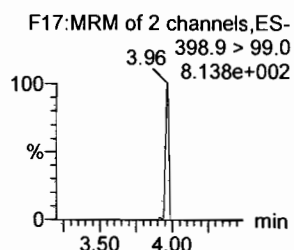
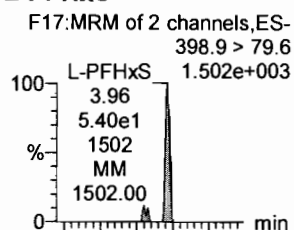
6:2 FTS



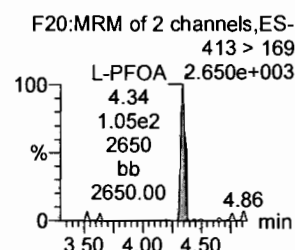
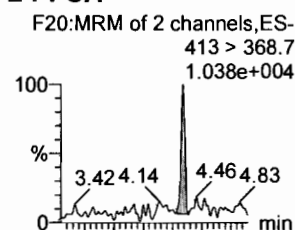
PFHpA



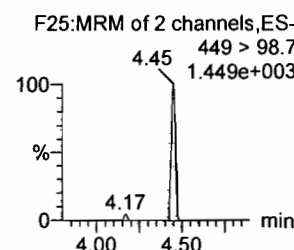
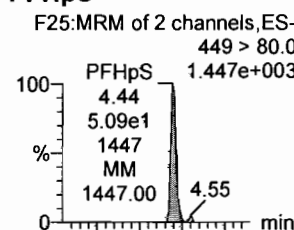
L-PFHxS



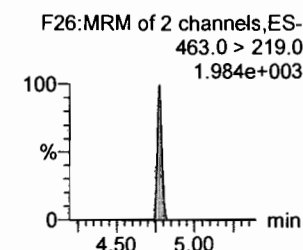
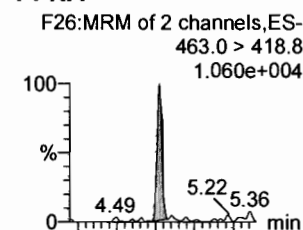
L-PFOA



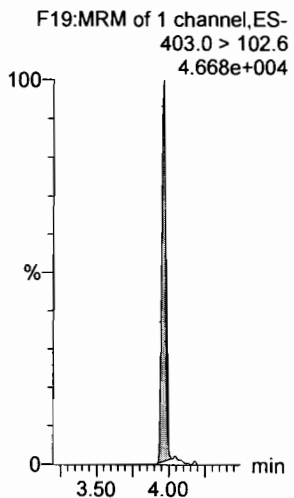
PFHpS



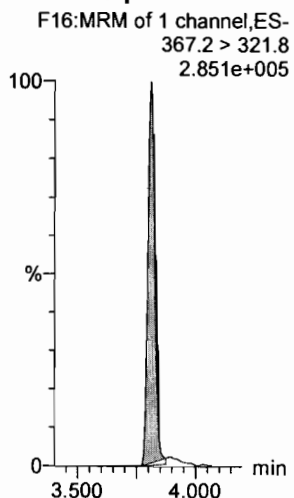
PFNA



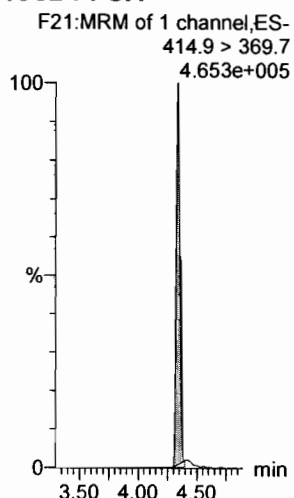
1802-PFHxS



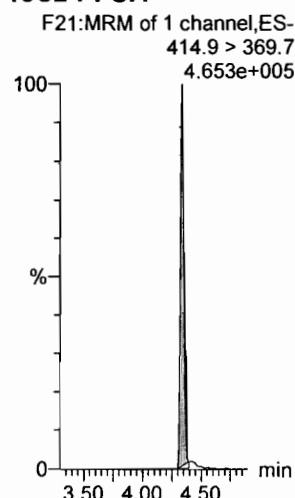
13C4-PFHpA



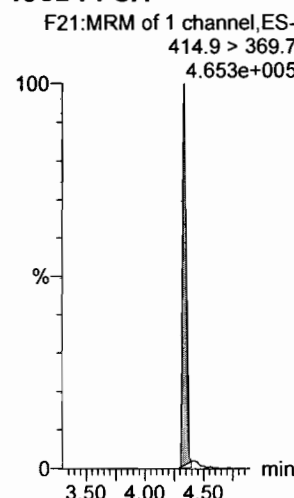
13C2-PFOA



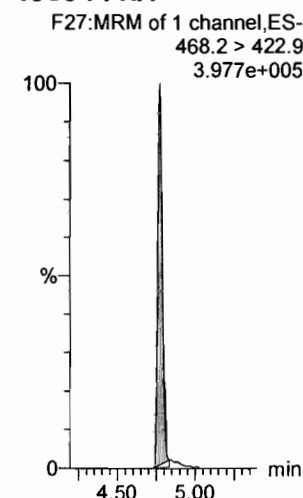
13C2-PFOA



13C2-PFOA



13C5-PFNA



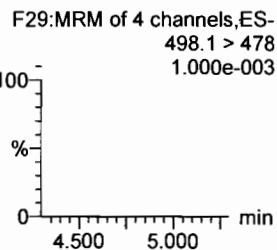
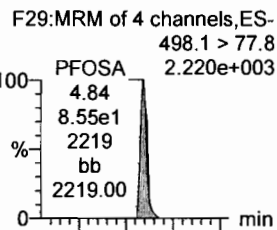
Dataset: Untitled

Last Altered: Thursday, March 01, 2018 12:45:16 Pacific Standard Time

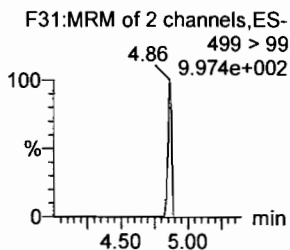
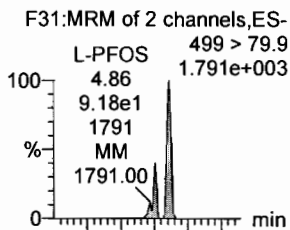
Printed: Thursday, March 01, 2018 12:45:40 Pacific Standard Time

Name: 180228M1\_2, Date: 28-Feb-2018, Time: 20:44:50, ID: ST180228M1-1 PFC CS-2 18B2312, Description: PFC CS-2 18B2312

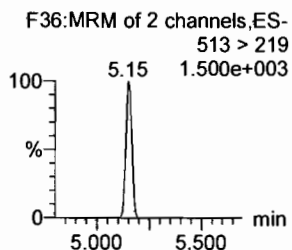
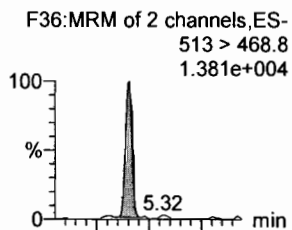
**PFOSA**



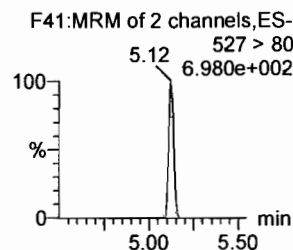
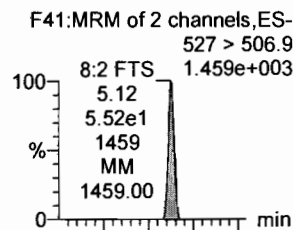
**L-PFOS**



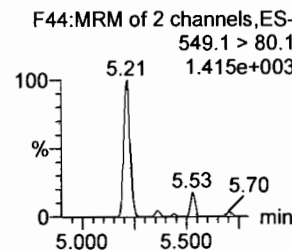
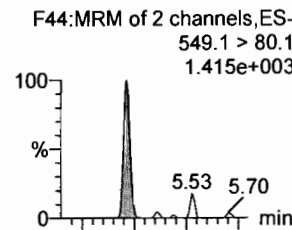
**PFDA**



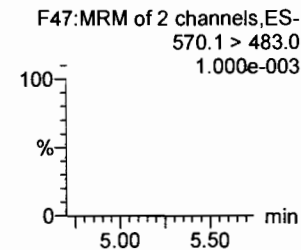
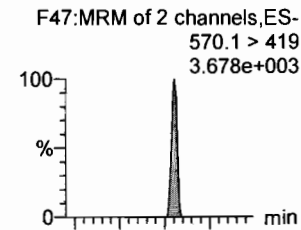
**8:2 FTS**



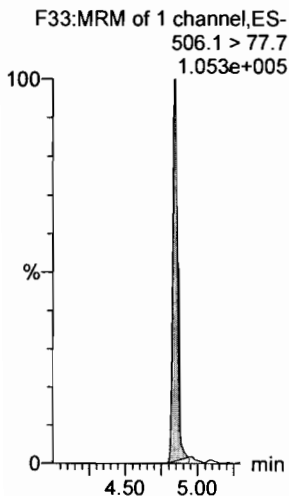
**PFNS**



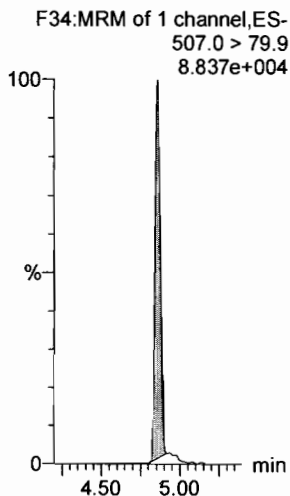
**N-MeFOSAA**



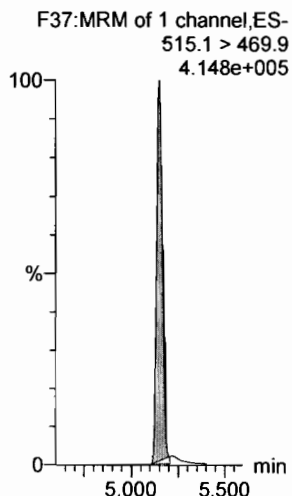
**13C8-PFOSA**



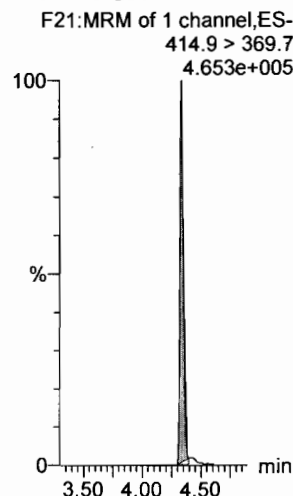
**13C8-PFOS**



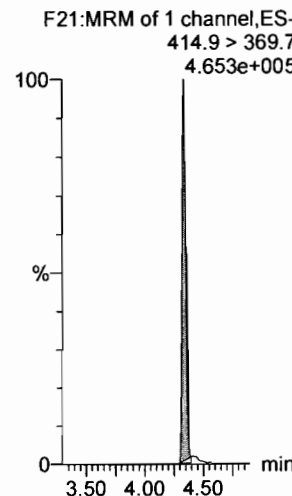
**13C2-PFDA**



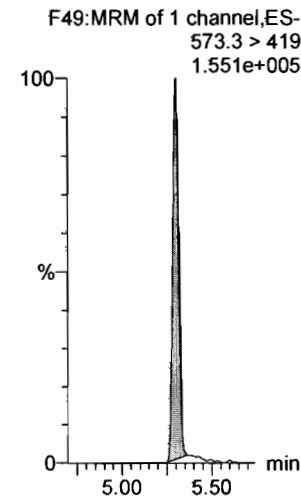
**13C2-PFOA**



**13C2-PFOA**



**d3-N-MeFOSAA**



Dataset: Untitled

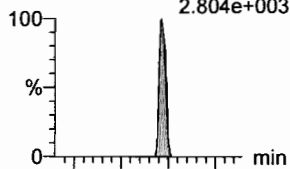
Last Altered: Thursday, March 01, 2018 12:45:16 Pacific Standard Time

Printed: Thursday, March 01, 2018 12:45:40 Pacific Standard Time

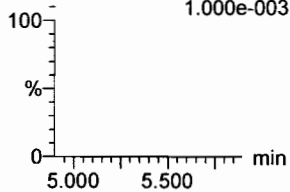
Name: 180228M1\_2, Date: 28-Feb-2018, Time: 20:44:50, ID: ST180228M1-1 PFC CS-2 18B2312, Description: PFC CS-2 18B2312

**N-EtFOSAA**

F50:MRM of 2 channels,ES-  
584.2 > 419  
2.804e+003

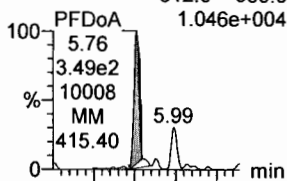


F50:MRM of 2 channels,ES-  
584.2 > 483.0  
1.000e-003

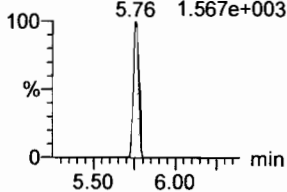


**PFDoA**

F53:MRM of 4 channels,ES-  
612.9 > 569.0  
1.046e+004

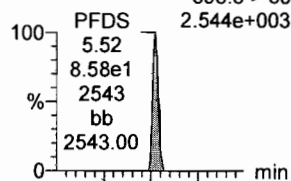


F53:MRM of 4 channels,ES-  
612.9 > 318.8  
1.567e+003

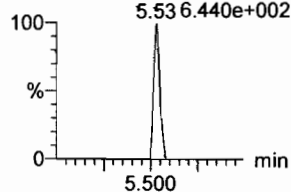


**PFDS**

F52:MRM of 2 channels,ES-  
598.8 > 80  
2.544e+003

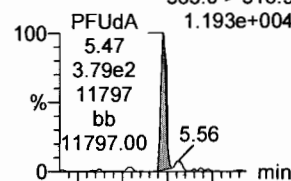


F52:MRM of 2 channels,ES-  
598.8 > 98.7  
5.536.440e+002

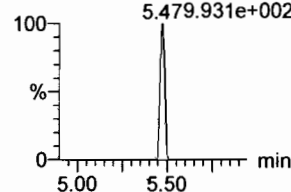


**PFUdA**

F45:MRM of 2 channels,ES-  
563.0 > 518.9  
1.193e+004

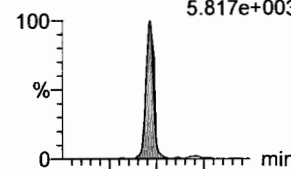


F45:MRM of 2 channels,ES-  
563.0 > 269  
5.479.931e+002

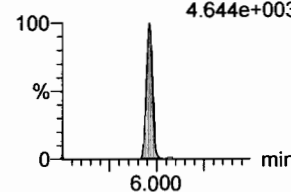


**N-MeFOSA**

F35:MRM of 2 channels,ES-  
512.1 > 168.9  
5.817e+003

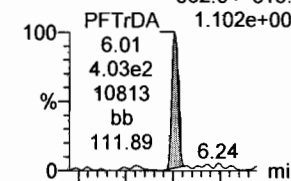


F35:MRM of 2 channels,ES-  
512.1 > 219  
4.644e+003

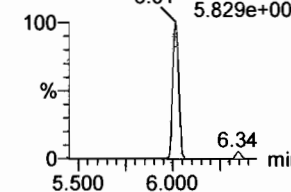


**PFTrDA**

F59:MRM of 2 channels,ES-  
662.9 > 618.9  
1.102e+004

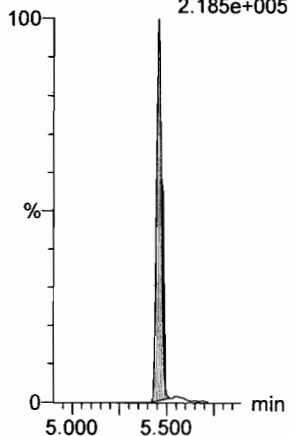


F59:MRM of 2 channels,ES-  
662.9 > 319  
5.829e+002



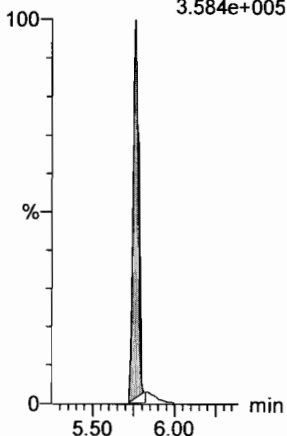
**d5-N-EtFOSAA**

F51:MRM of 1 channel,ES-  
589.3 > 419  
2.185e+005



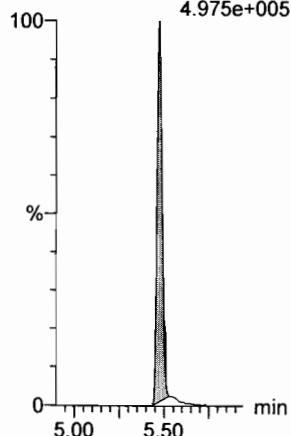
**13C2-PFDoA**

F54:MRM of 2 channels,ES-  
615.0 > 569.7  
3.584e+005



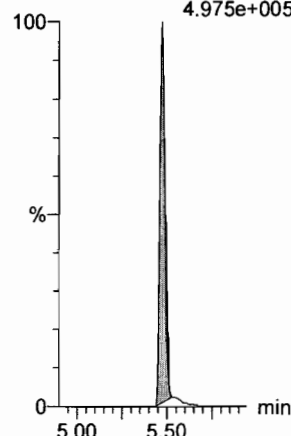
**13C2-PFUdA**

F46:MRM of 1 channel,ES-  
565 > 519.8  
4.975e+005



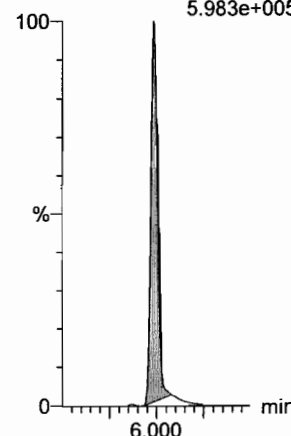
**13C2-PFUdA**

F46:MRM of 1 channel,ES-  
565 > 519.8  
4.975e+005



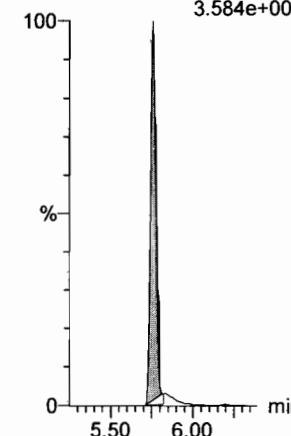
**d3-N-MeFOSA**

F38:MRM of 1 channel,ES-  
515.2 > 168.9  
5.983e+005



**13C2-PFDoA**

F54:MRM of 2 channels,ES-  
615.0 > 569.7  
3.584e+005



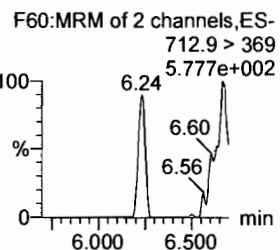
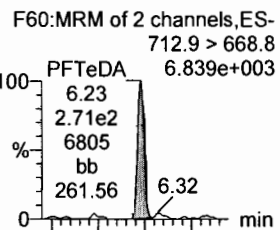
Dataset: Untitled

Last Altered: Thursday, March 01, 2018 12:45:16 Pacific Standard Time

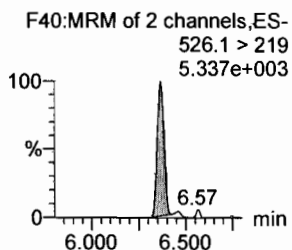
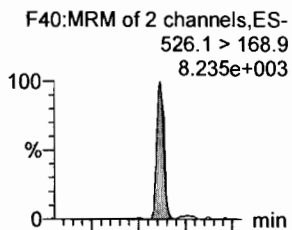
Printed: Thursday, March 01, 2018 12:45:40 Pacific Standard Time

Name: 180228M1\_2, Date: 28-Feb-2018, Time: 20:44:50, ID: ST180228M1-1 PFC CS-2 18B2312, Description: PFC CS-2 18B2312

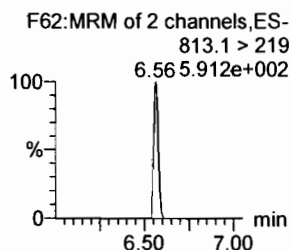
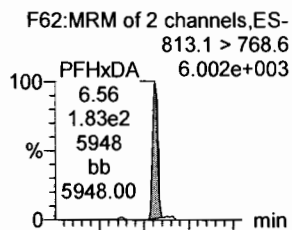
**PFTeDA**



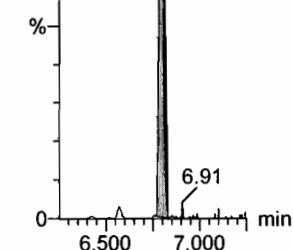

**N-EtFOSA**



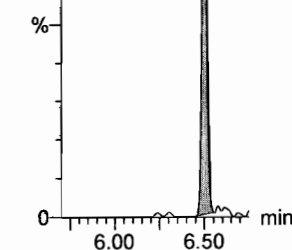
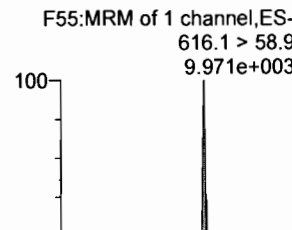
**PFHxDA**



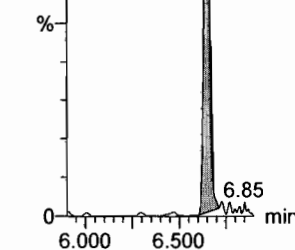
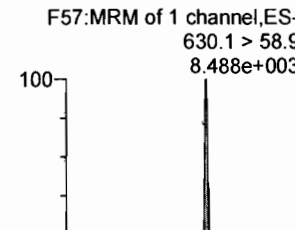
**PFODA**



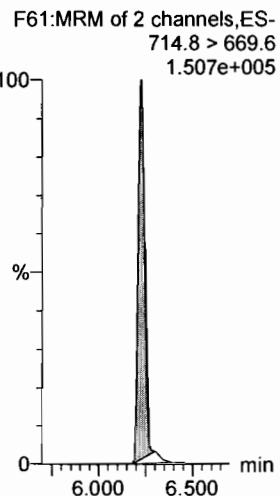
**N-MeFOSE**



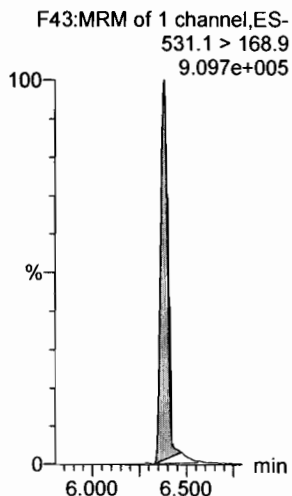
**N-EtFOSE**



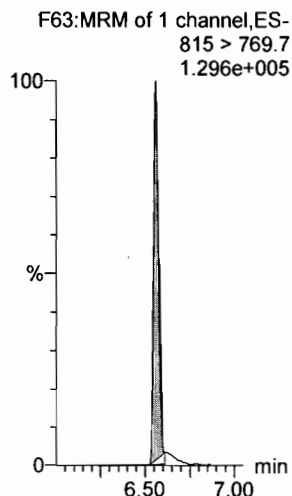
**13C2-PFTeDA**



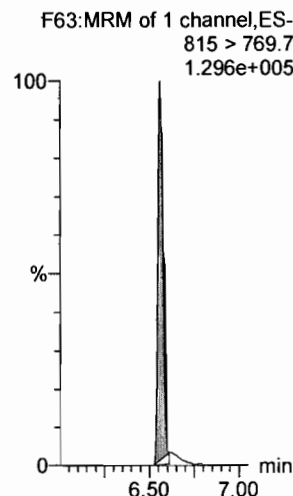
**d5-N-ETFOSA**



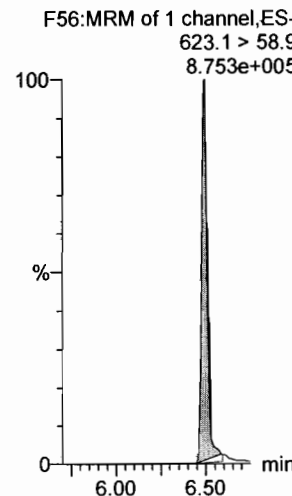
**13C2-PFHxDA**



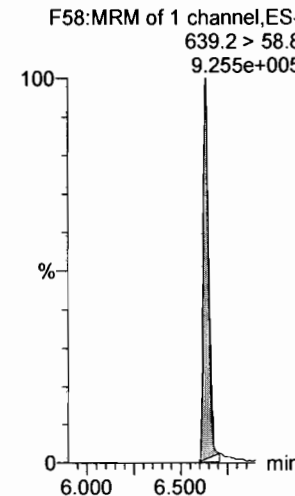
**13C2-PFHxDA**



**d7-N-MeFOSE**



**d9-N-EtFOSE**



Dataset: Untitled

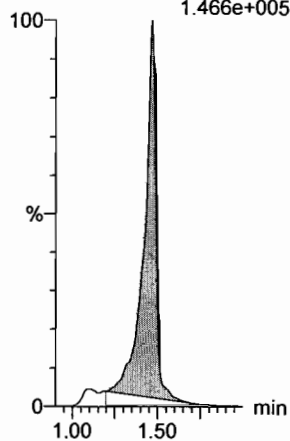
Last Altered: Thursday, March 01, 2018 12:45:16 Pacific Standard Time

Printed: Thursday, March 01, 2018 12:45:40 Pacific Standard Time

Name: 180228M1\_2, Date: 28-Feb-2018, Time: 20:44:50, ID: ST180228M1-1 PFC CS-2 18B2312, Description: PFC CS-2 18B2312

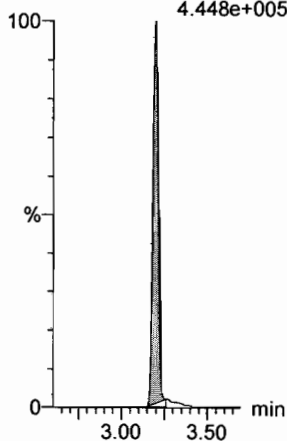
**13C4-PFBA**

F3:MRM of 1 channel,ES-  
217. > 171.8  
1.466e+005




**13C5-PFHxA**

F10:MRM of 1 channel,ES-  
318 > 272.9  
4.448e+005




**13C3-PFHxS**

F18:MRM of 1 channel,ES-  
401.9 > 79.9  
1.201e+005



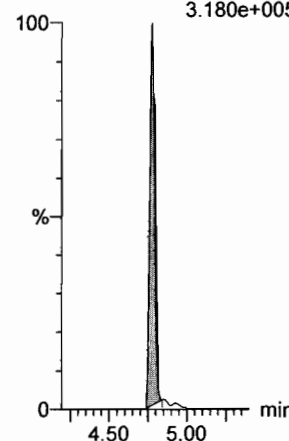
**13C8-PFOA**

F22:MRM of 1 channel,ES-  
421.3 > 376  
3.613e+005



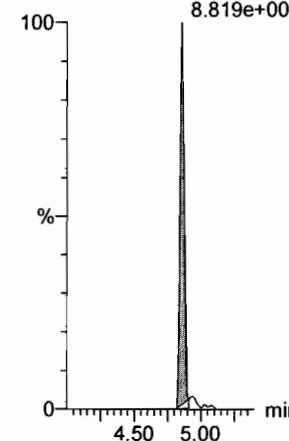
**13C9-PFNA**

F28:MRM of 1 channel,ES-  
472.2 > 426.9  
3.180e+005



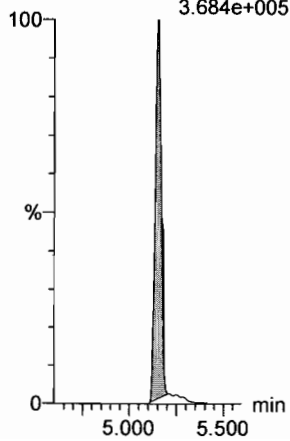
**13C4-PFOS**

F32:MRM of 1 channel,ES-  
503 > 79.9  
8.819e+004



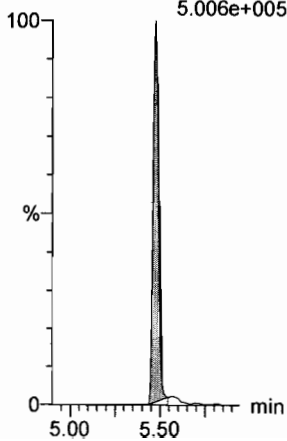
**13C6-PFDA**

F39:MRM of 1 channel,ES-  
519.1 > 473.7  
3.684e+005



**13C7-PFUdA**

F48:MRM of 1 channel,ES-  
570.1 > 524.8  
5.006e+005





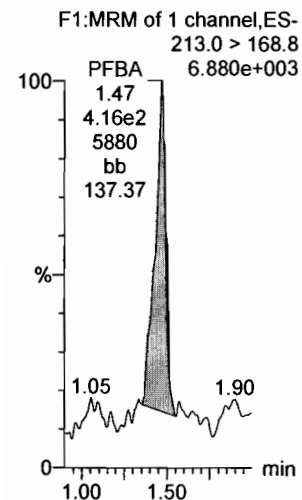
Dataset: Untitled

Last Altered: Thursday, March 01, 2018 12:45:16 Pacific Standard Time

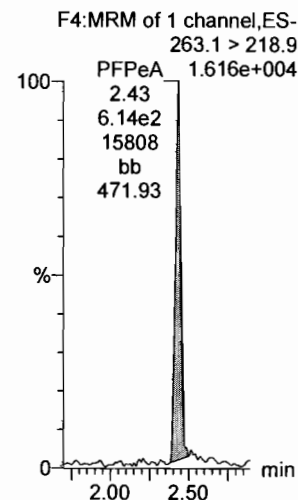
Printed: Thursday, March 01, 2018 12:45:40 Pacific Standard Time

Name: 180228M1\_3, Date: 28-Feb-2018, Time: 20:56:17, ID: ST180228M1-2 PFC CS-1 18B2313, Description: PFC CS-1 18B2313

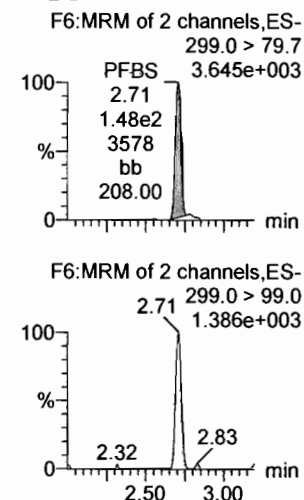
**PFBA**



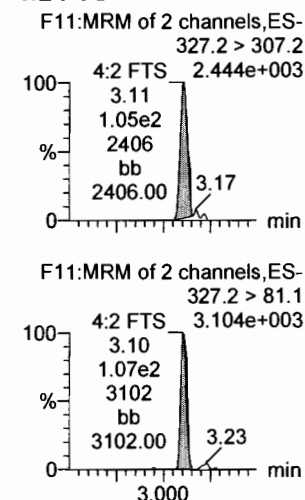
**PFPeA**



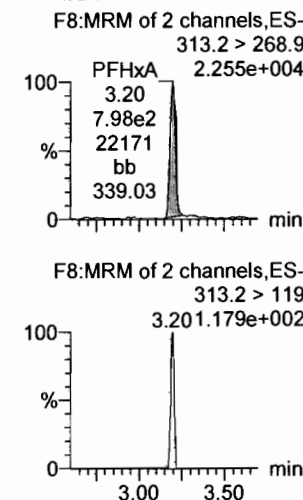
**PFBS**




**4:2 FTS**



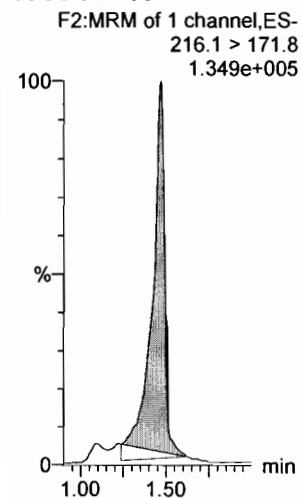
**PFHxA**



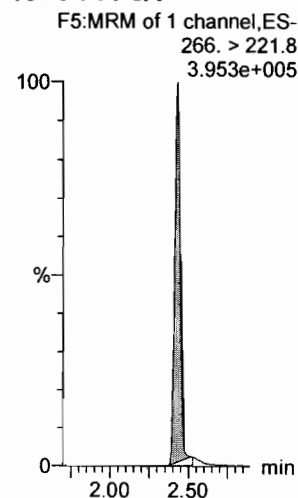
**PFPeS**



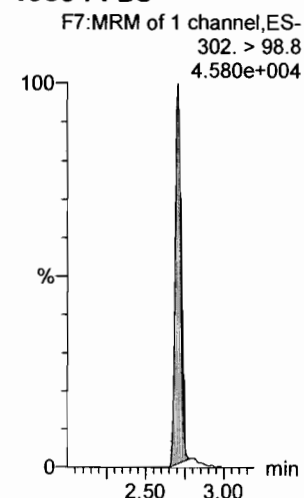
**13C3-PFBA**



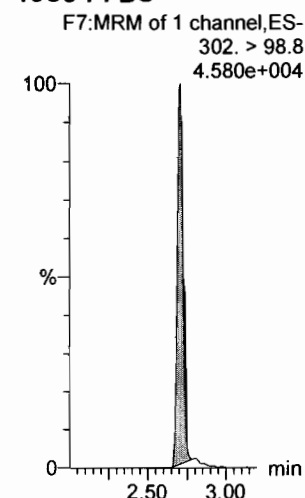
**13C3-PFPeA**



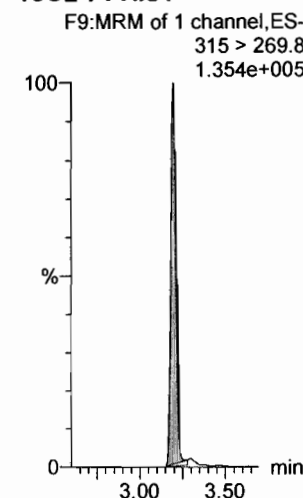
**13C3-PFBS**



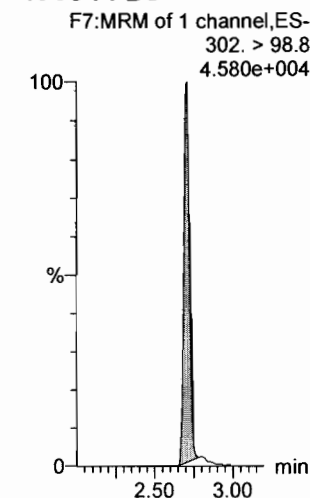
**13C3-PFBS**



**13C2-PFHxA**



**13C3-PFBS**



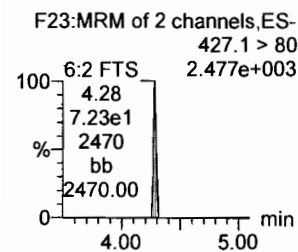
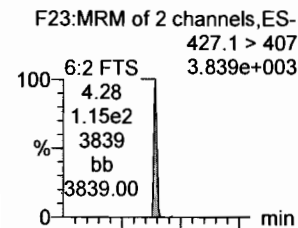
Dataset: Untitled

Last Altered: Thursday, March 01, 2018 12:45:16 Pacific Standard Time

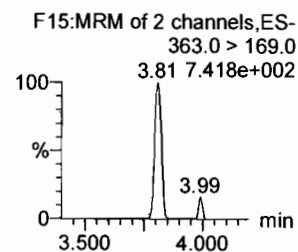
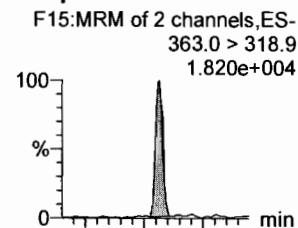
Printed: Thursday, March 01, 2018 12:45:40 Pacific Standard Time

Name: 180228M1\_3, Date: 28-Feb-2018, Time: 20:56:17, ID: ST180228M1-2 PFC CS-1 18B2313, Description: PFC CS-1 18B2313

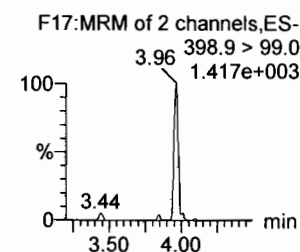
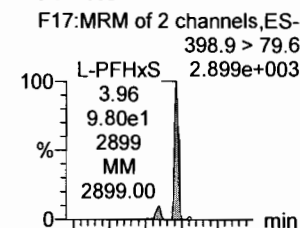
**6:2 FTS**



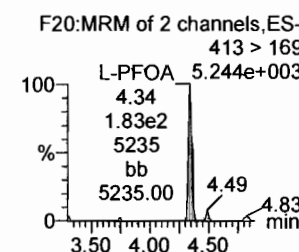
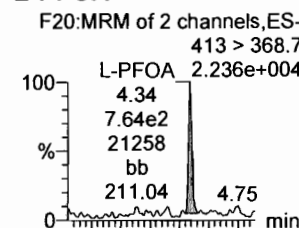
**PFHpA**



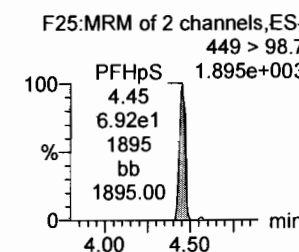
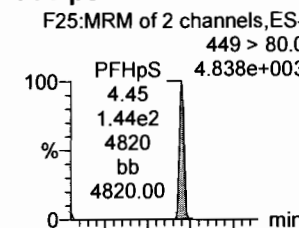
**L-PFHxS**



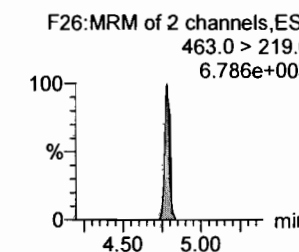
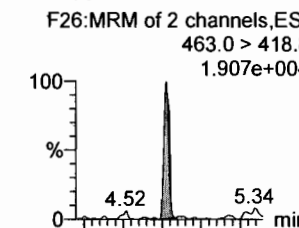
**L-PFOA**



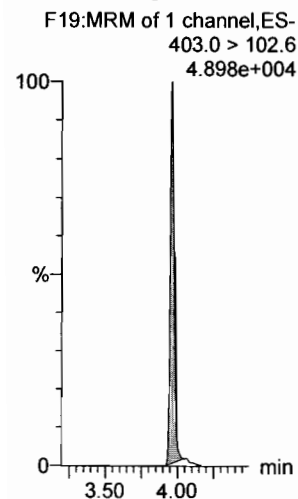
**PFHpS**



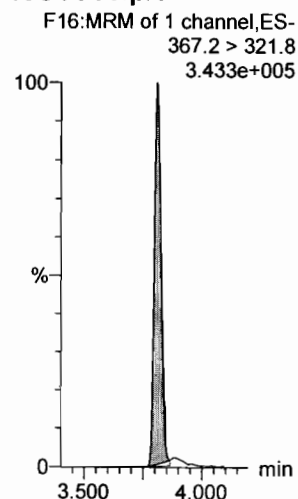
**PFNA**



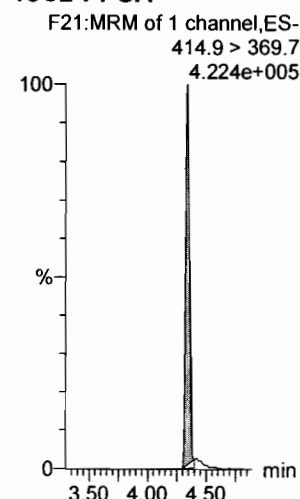
**18O2-PFHxS**



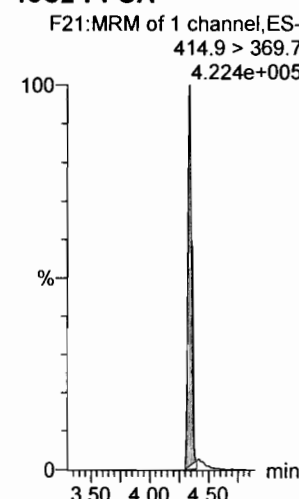
**13C4-PFHpA**



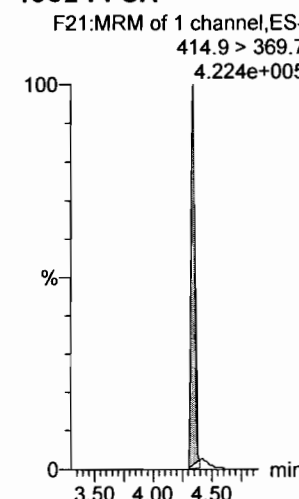
**13C2-PFOA**



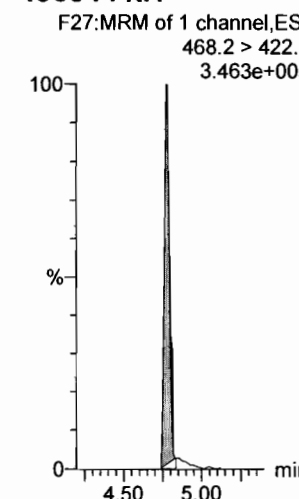
**13C2-PFOA**



**13C2-PFOA**



**13C5-PFNA**



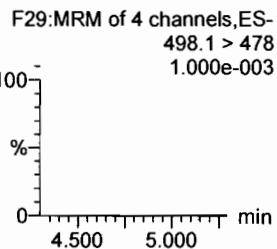
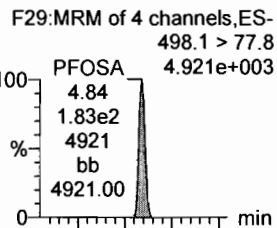
Dataset: Untitled

Last Altered: Thursday, March 01, 2018 12:45:16 Pacific Standard Time

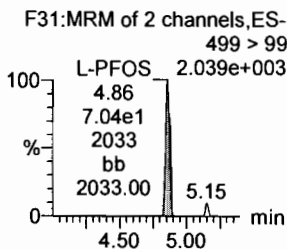
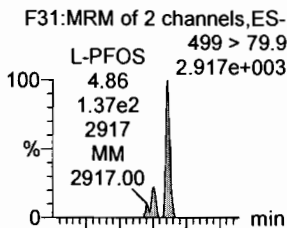
Printed: Thursday, March 01, 2018 12:45:40 Pacific Standard Time

Name: 180228M1\_3, Date: 28-Feb-2018, Time: 20:56:17, ID: ST180228M1-2 PFC CS-1 18B2313, Description: PFC CS-1 18B2313

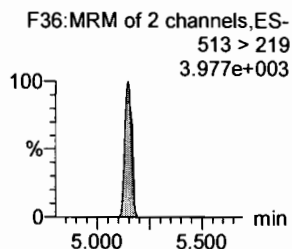
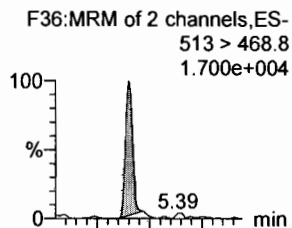
**PFOSA**



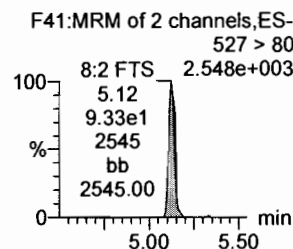
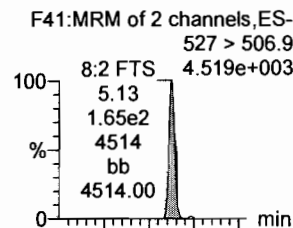
**L-PFOS**



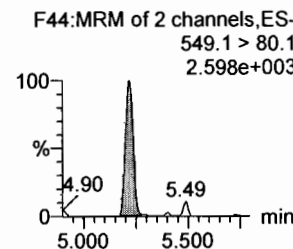
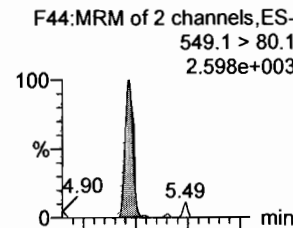
**PFDA**



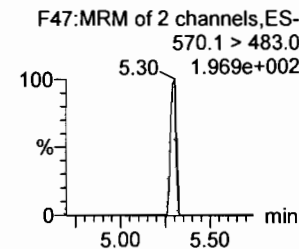
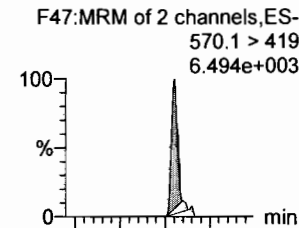
**8:2 FTS**



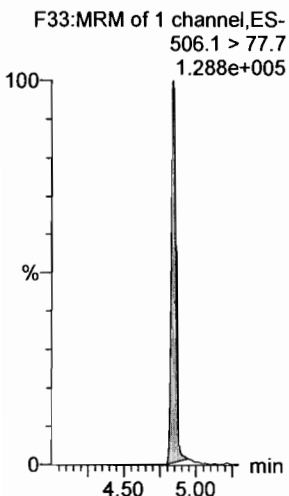
**PFNS**



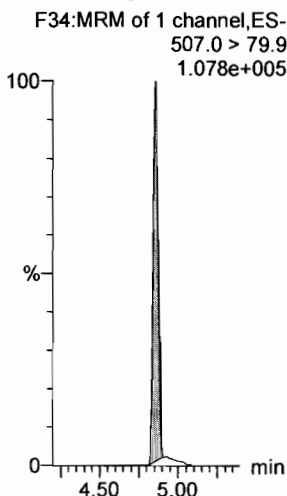
**N-MeFOSAA**



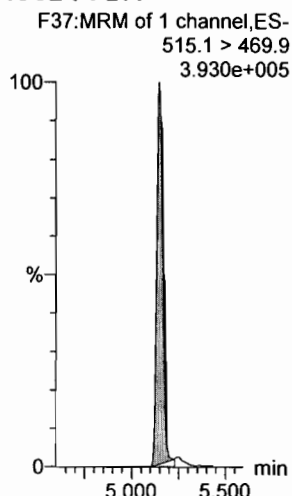
**13C8-PFOSA**



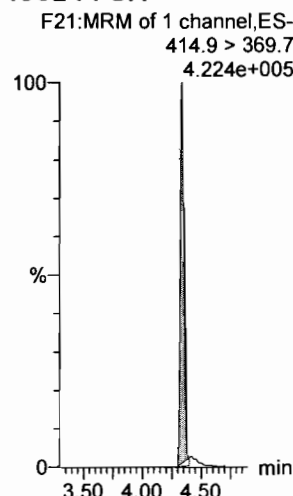
**13C8-PFOS**



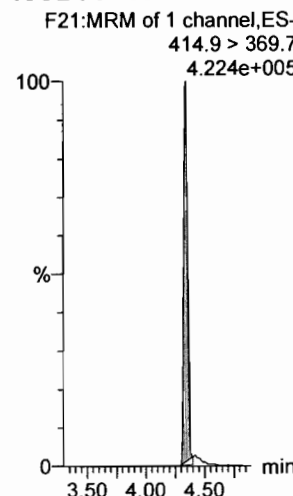
**13C2-PFDA**



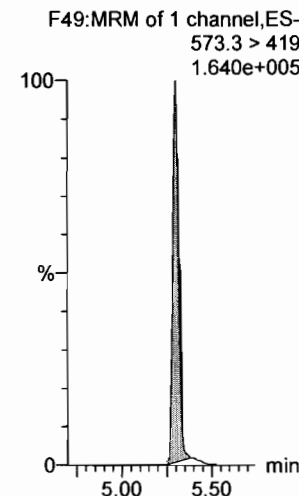
**13C2-PFOA**



**13C2-PFOA**



**d3-N-MeFOSAA**

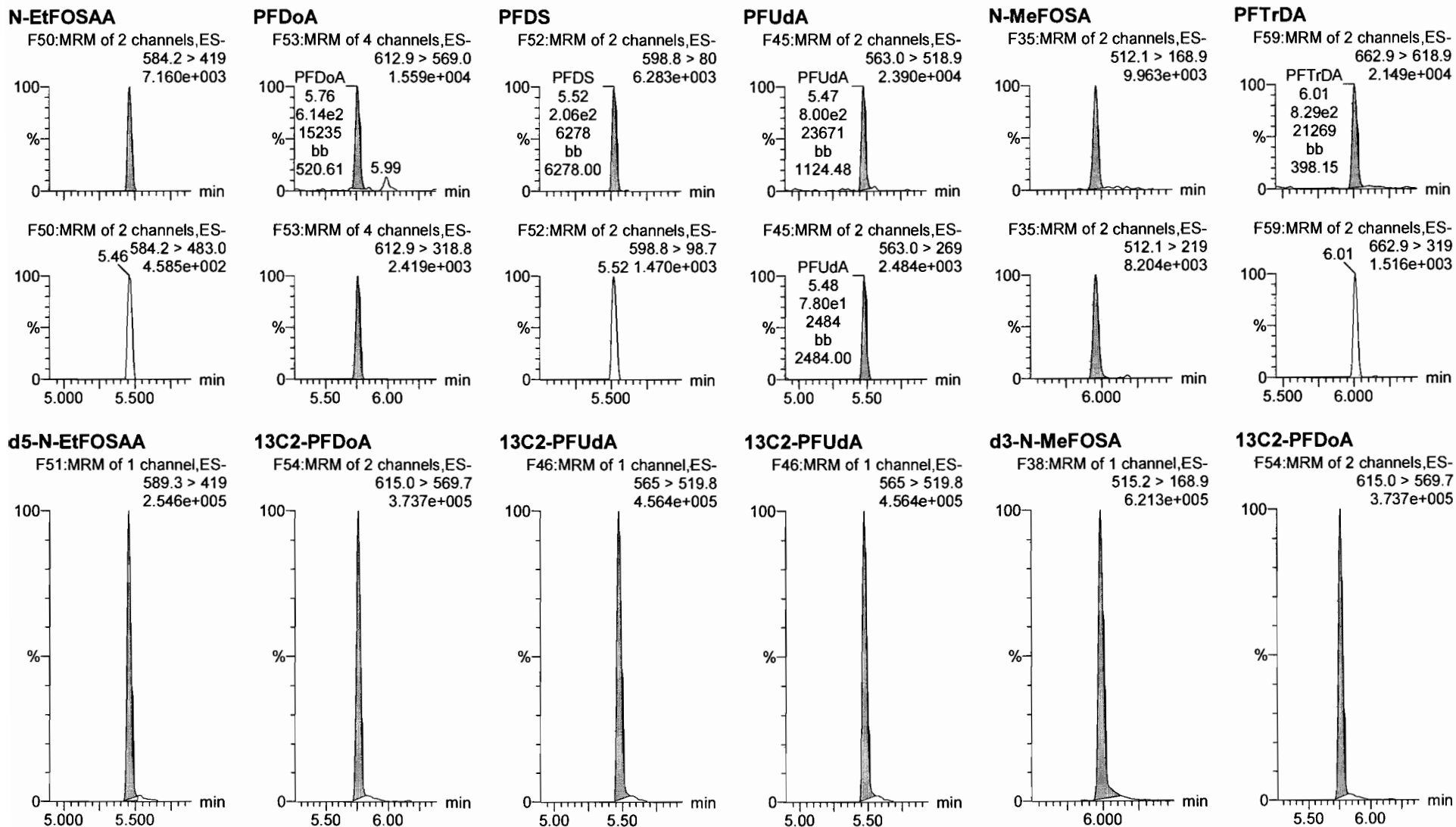


Dataset: Untitled

Last Altered: Thursday, March 01, 2018 12:45:16 Pacific Standard Time

Printed: Thursday, March 01, 2018 12:45:40 Pacific Standard Time

Name: 180228M1\_3, Date: 28-Feb-2018, Time: 20:56:17, ID: ST180228M1-2 PFC CS-1 18B2313, Description: PFC CS-1 18B2313



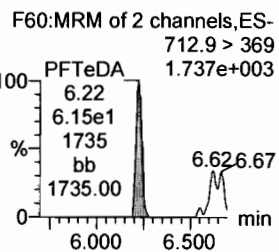
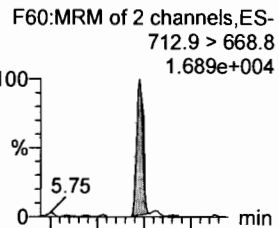
Dataset: Untitled

Last Altered: Thursday, March 01, 2018 12:45:16 Pacific Standard Time

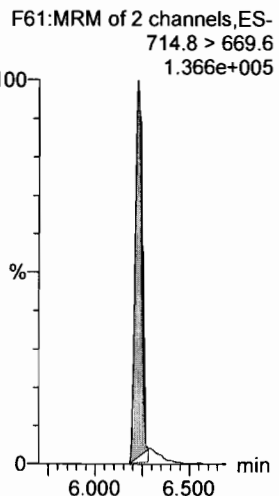
Printed: Thursday, March 01, 2018 12:45:40 Pacific Standard Time

Name: 180228M1\_3, Date: 28-Feb-2018, Time: 20:56:17, ID: ST180228M1-2 PFC CS-1 18B2313, Description: PFC CS-1 18B2313

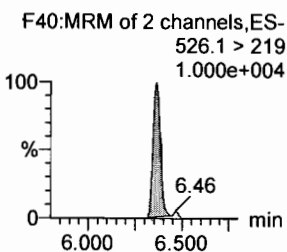
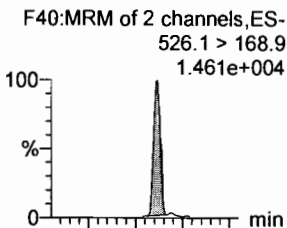
**PFTeDA**



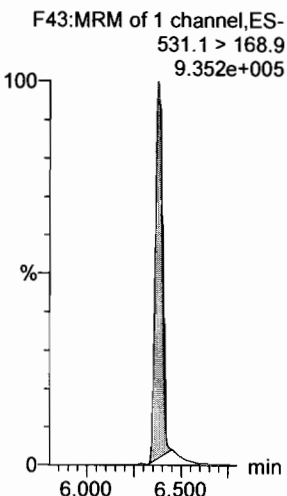
**<sup>13</sup>C2-PFTeDA**



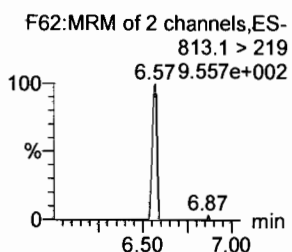
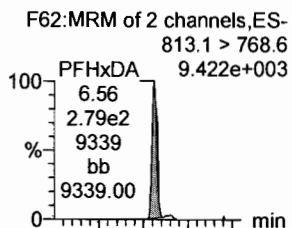
**N-EtFOSA**



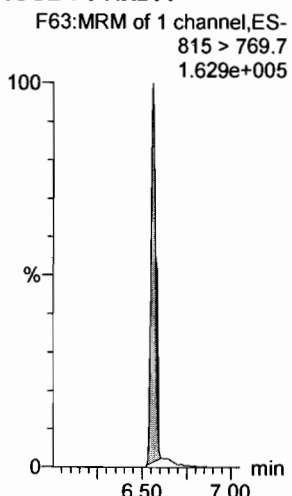
**d5-N-ETFOSA**




**PFHxDA**



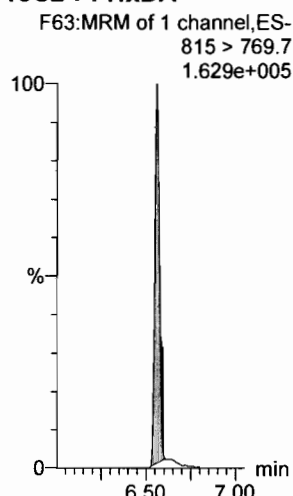
**<sup>13</sup>C2-PFHxDA**



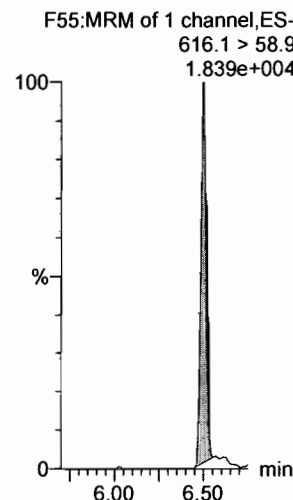
**PFODA**



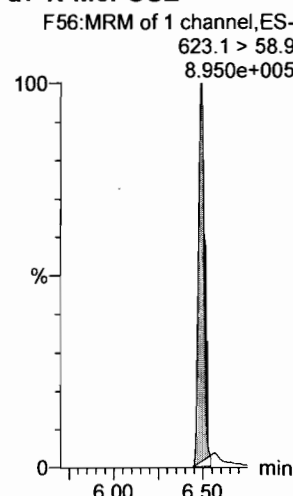
**<sup>13</sup>C2-PFHxDA**



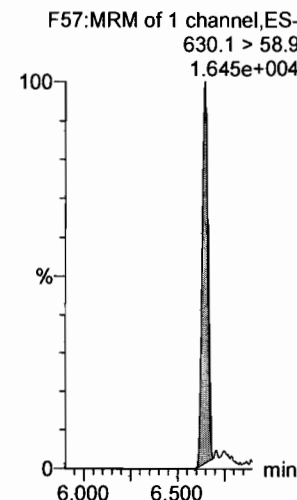
**N-MeFOSE**



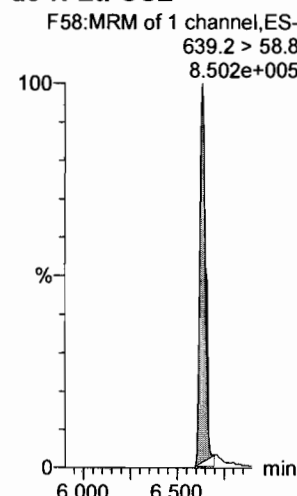
**d7-N-MeFOSE**



**N-EtFOSE**



**d9-N-EtFOSE**

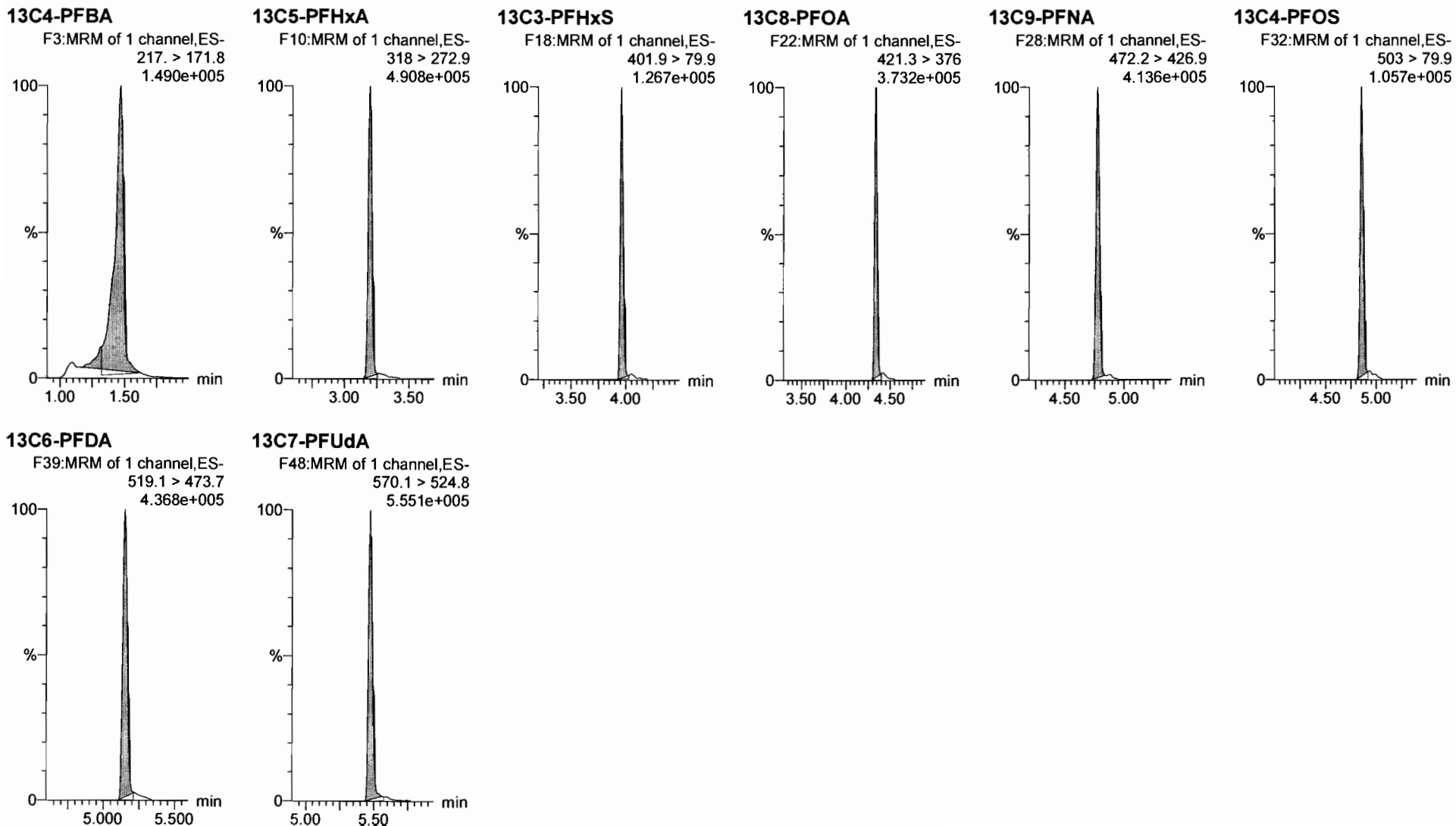


Dataset: Untitled

Last Altered: Thursday, March 01, 2018 12:45:16 Pacific Standard Time

Printed: Thursday, March 01, 2018 12:45:40 Pacific Standard Time

Name: 180228M1\_3, Date: 28-Feb-2018, Time: 20:56:17, ID: ST180228M1-2 PFC CS-1 18B2313, Description: PFC CS-1 18B2313



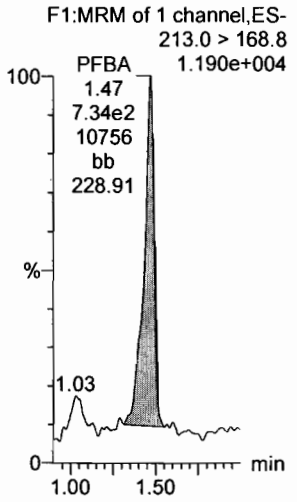
Dataset: Untitled

Last Altered: Thursday, March 01, 2018 12:45:16 Pacific Standard Time

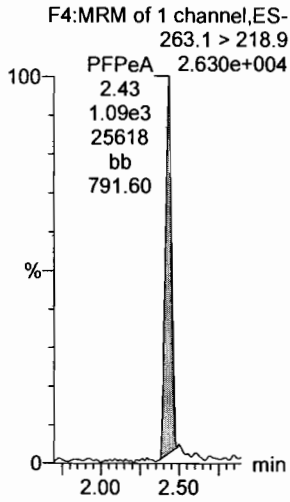
Printed: Thursday, March 01, 2018 12:45:40 Pacific Standard Time

Name: 180228M1\_4, Date: 28-Feb-2018, Time: 21:07:44, ID: ST180228M1-3 PFC CS0 18B2314, Description: PFC CS0 18B2314

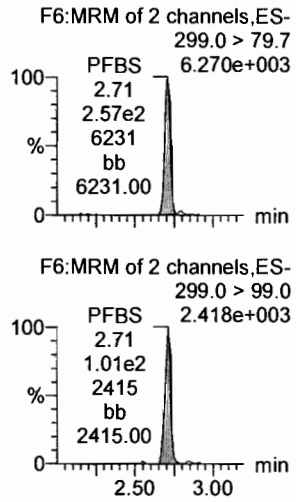
**PFBA**



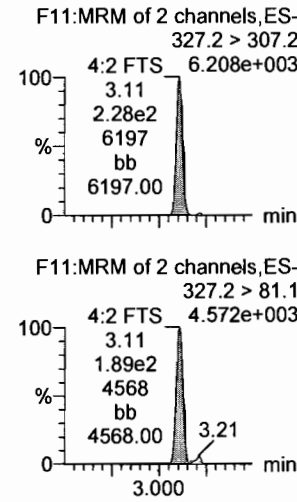
**PFPeA**



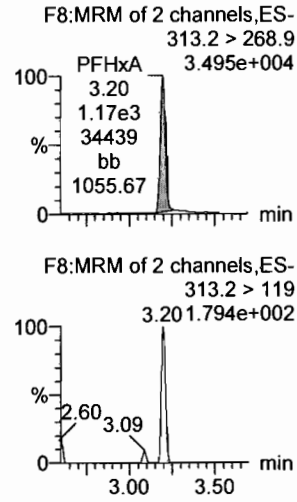
**PFBS**



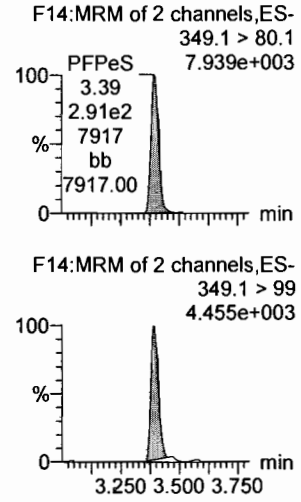
**4:2 FTS**



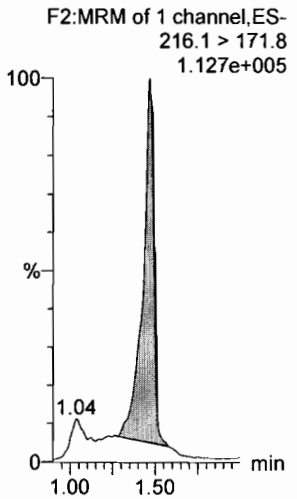
**PFHxA**



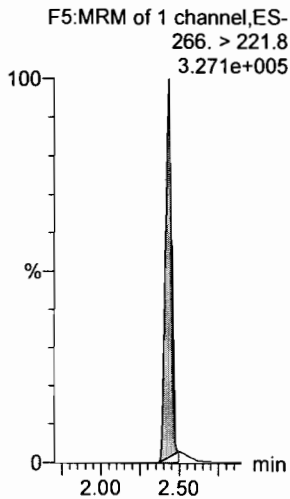
**PFPeS**



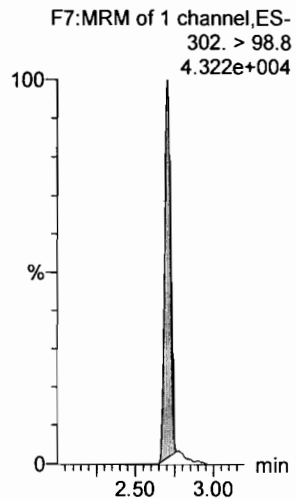
**13C3-PFBA**



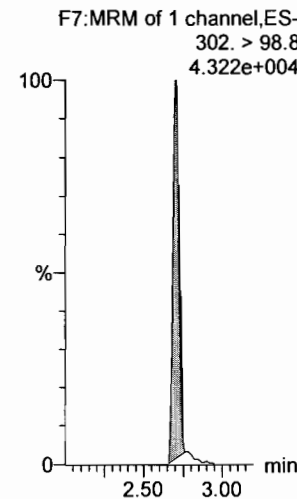
**13C3-PFPeA**



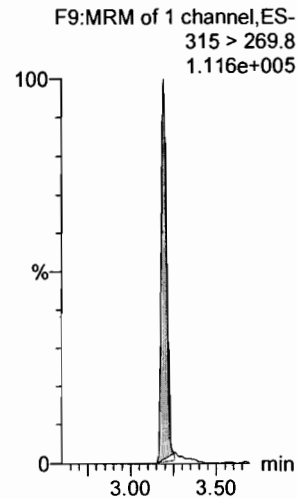
**13C3-PFBS**



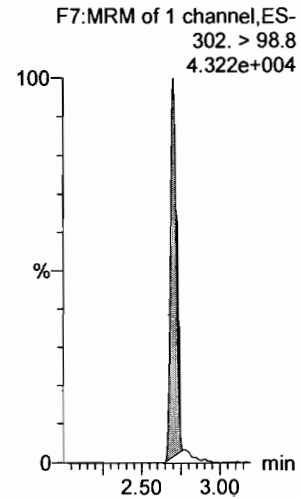
**13C3-PFBS**



**13C2-PFHxA**



**13C3-PFBS**



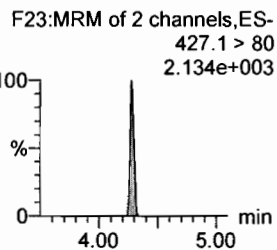
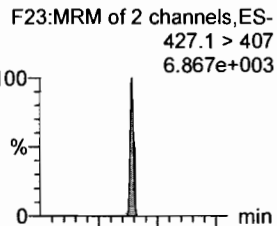
Dataset: Untitled

Last Altered: Thursday, March 01, 2018 12:45:16 Pacific Standard Time

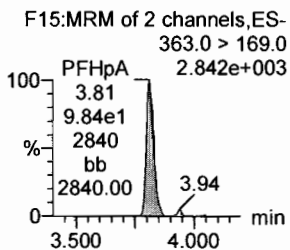
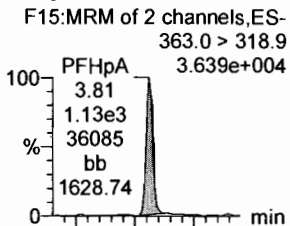
Printed: Thursday, March 01, 2018 12:45:40 Pacific Standard Time

Name: 180228M1\_4, Date: 28-Feb-2018, Time: 21:07:44, ID: ST180228M1-3 PFC CS0 18B2314, Description: PFC CS0 18B2314

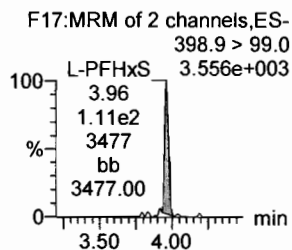
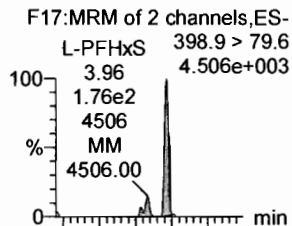
**6:2 FTS**



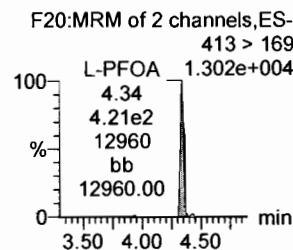
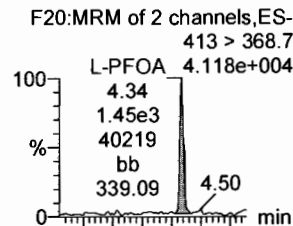
**PFHpA**



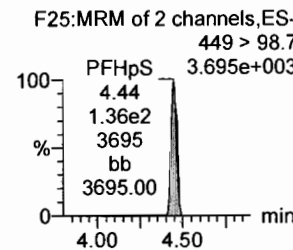
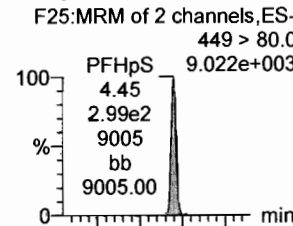
**L-PFHxS**



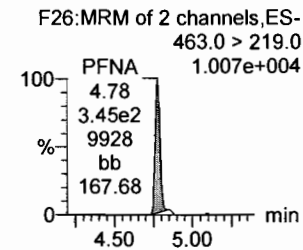
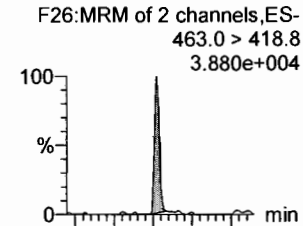
**L-PFOA**



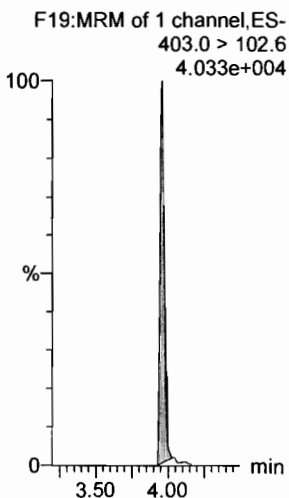
**PFHpS**



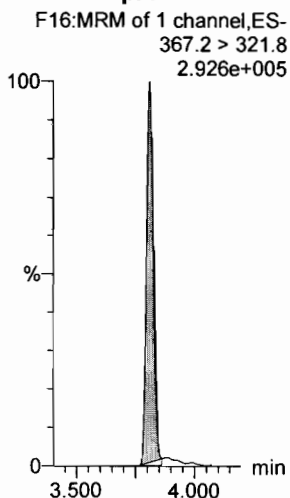
**PFNA**



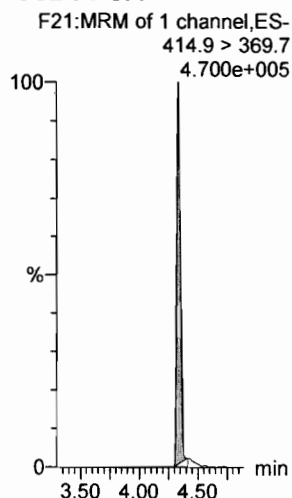
**1802-PFHxS**



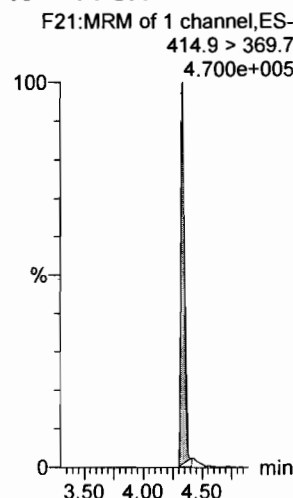
**13C4-PFHpA**



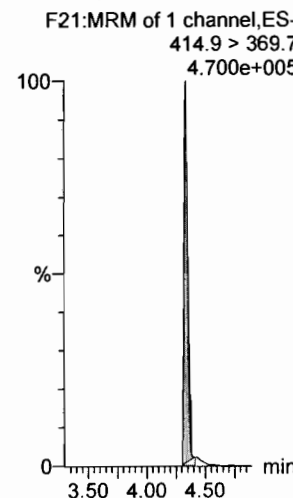
**13C2-PFOA**



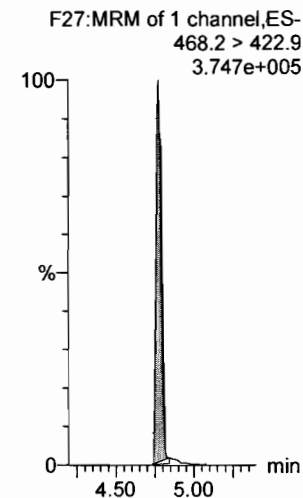
**13C2-PFOA**



**13C2-PFOA**



**13C5-PFNA**





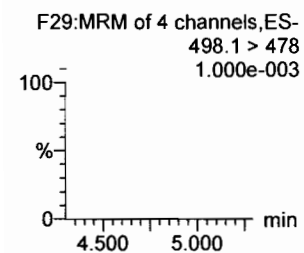
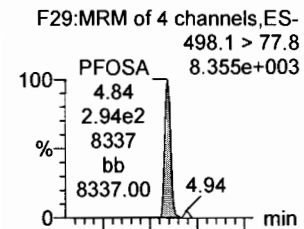
Dataset: Untitled

Last Altered: Thursday, March 01, 2018 12:45:16 Pacific Standard Time

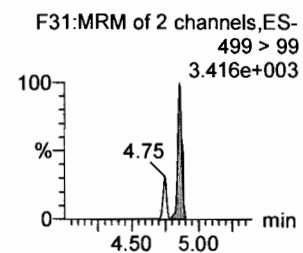
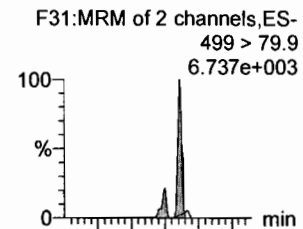
Printed: Thursday, March 01, 2018 12:45:40 Pacific Standard Time

Name: 180228M1\_4, Date: 28-Feb-2018, Time: 21:07:44, ID: ST180228M1-3 PFC CS0 18B2314, Description: PFC CS0 18B2314

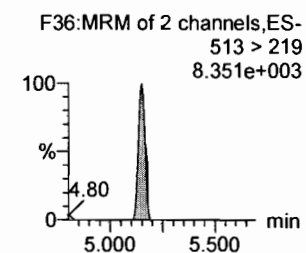
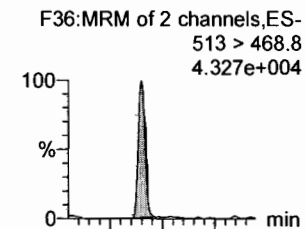
**PFOSA**



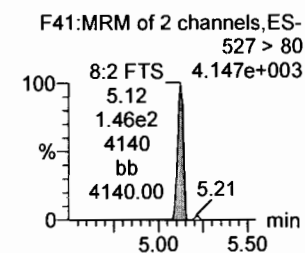
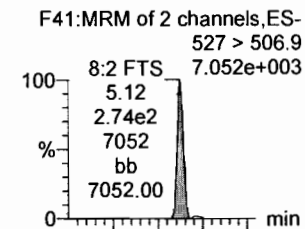
**L-PFOS**



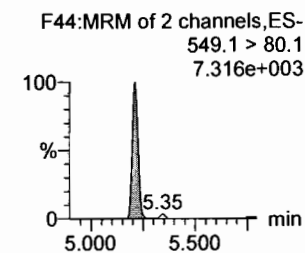
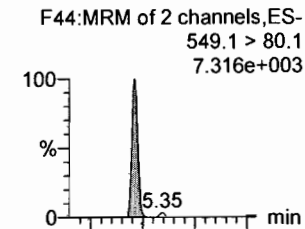
**PFDA**



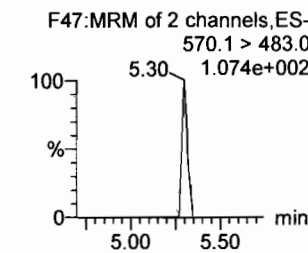
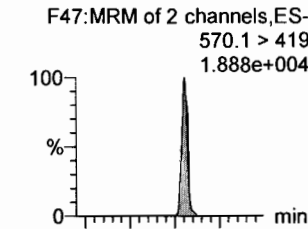
**8:2 FTS**



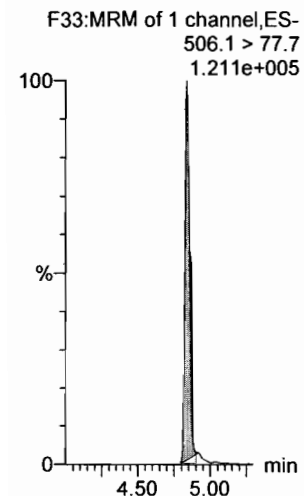
**PFNS**



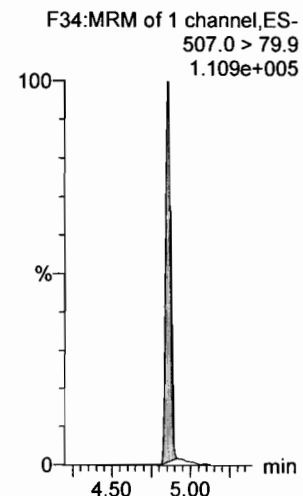
**N-MeFOSAA**



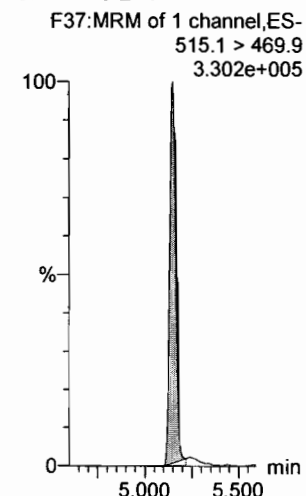
**13C8-PFOSA**



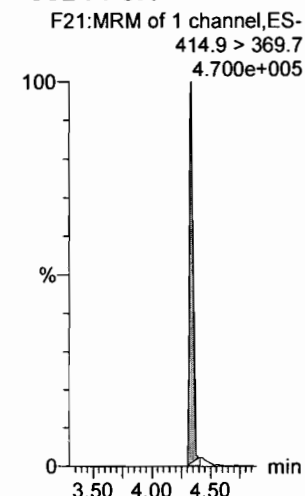
**13C8-PFOS**



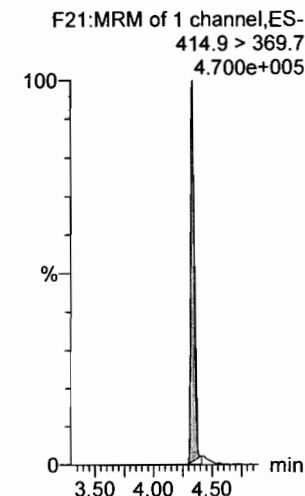
**13C2-PFDA**



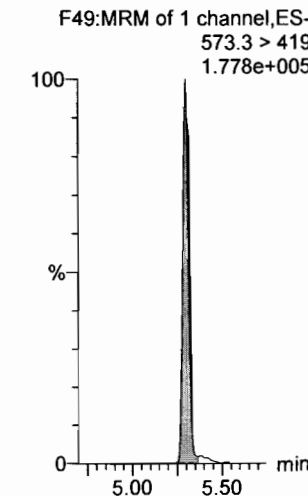
**13C2-PFOA**



**13C2-PFOA**



**d3-N-MeFOSAA**

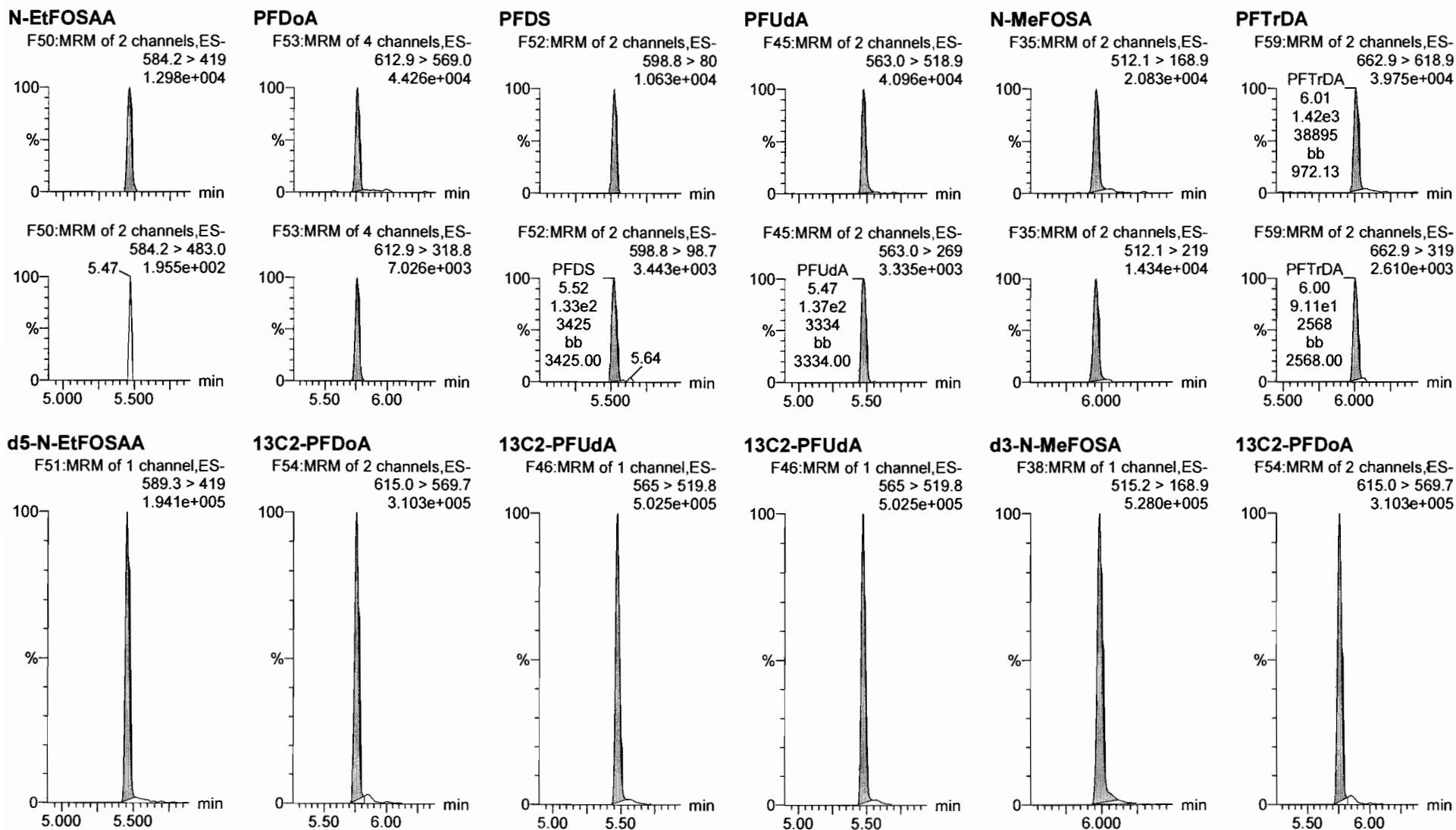


Dataset: Untitled

Last Altered: Thursday, March 01, 2018 12:45:16 Pacific Standard Time

Printed: Thursday, March 01, 2018 12:45:40 Pacific Standard Time

Name: 180228M1\_4, Date: 28-Feb-2018, Time: 21:07:44, ID: ST180228M1-3 PFC CS0 18B2314, Description: PFC CS0 18B2314



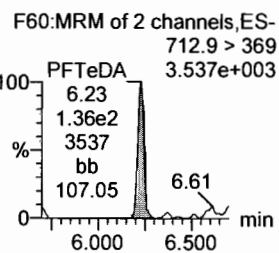
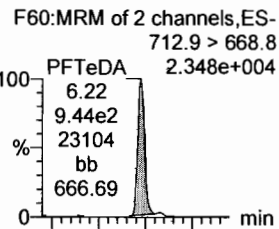
Dataset: Untitled

Last Altered: Thursday, March 01, 2018 12:45:16 Pacific Standard Time

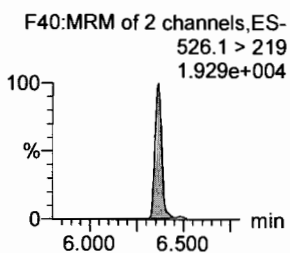
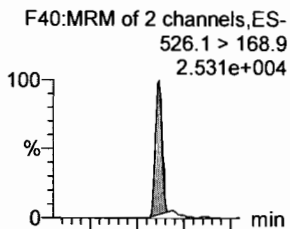
Printed: Thursday, March 01, 2018 12:45:40 Pacific Standard Time

Name: 180228M1\_4, Date: 28-Feb-2018, Time: 21:07:44, ID: ST180228M1-3 PFC CS0 18B2314, Description: PFC CS0 18B2314

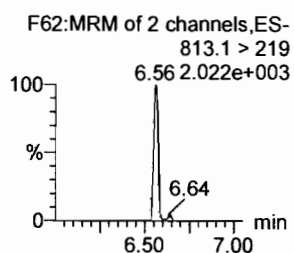
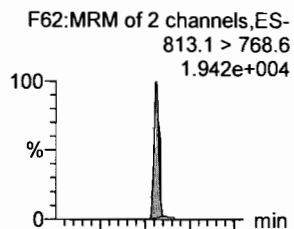
**PFTeDA**




**N-EtFOSA**



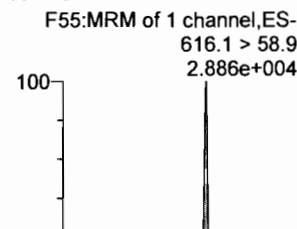
**PFHxDA**



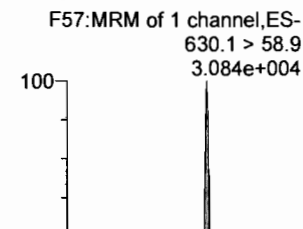
**PFODA**



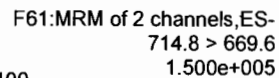
**N-MeFOSE**



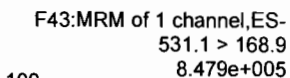
**N-EtFOSE**



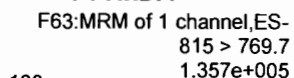
**13C2-PFTeDA**



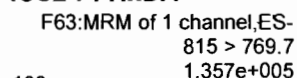
**d5-N-ETFOSA**



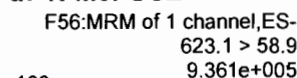
**13C2-PFHxDA**



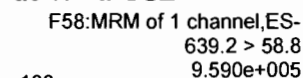
**13C2-PFHxDA**



**d7-N-MeFOSE**



**d9-N-EtFOSE**



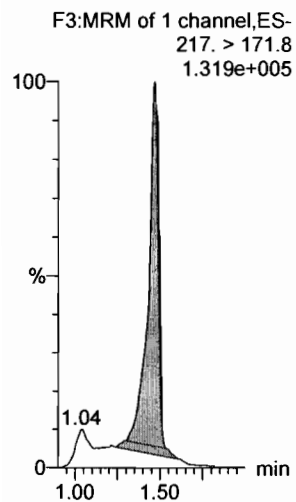
Dataset: Untitled

Last Altered: Thursday, March 01, 2018 12:45:16 Pacific Standard Time

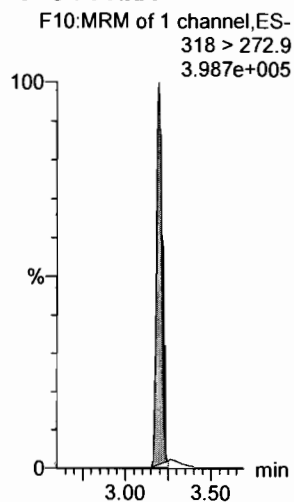
Printed: Thursday, March 01, 2018 12:45:40 Pacific Standard Time

Name: 180228M1\_4, Date: 28-Feb-2018, Time: 21:07:44, ID: ST180228M1-3 PFC CS0 18B2314, Description: PFC CS0 18B2314

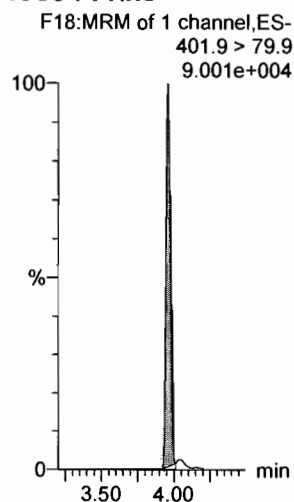
**13C4-PFBA**



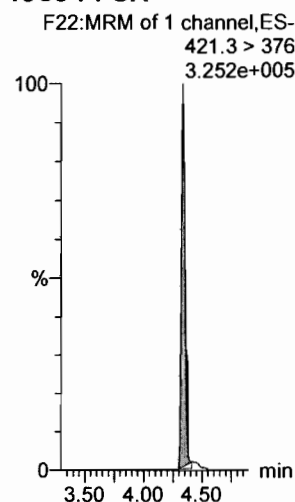
**13C5-PFHxA**




**13C3-PFHxS**



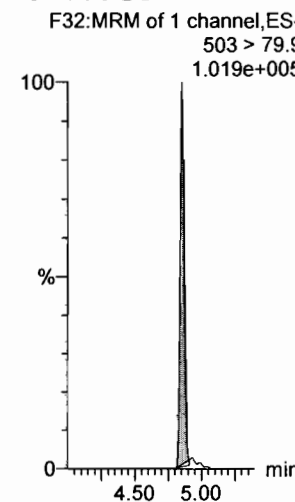
**13C8-PFOA**



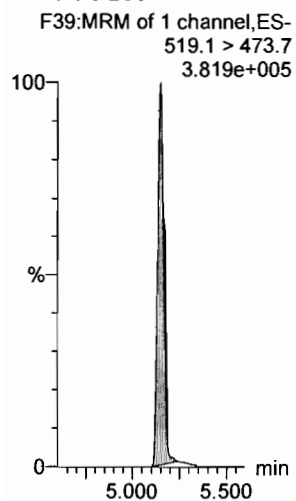
**13C9-PFNA**




**13C4-PFOS**



**13C6-PFDA**



**13C7-PFUdA**



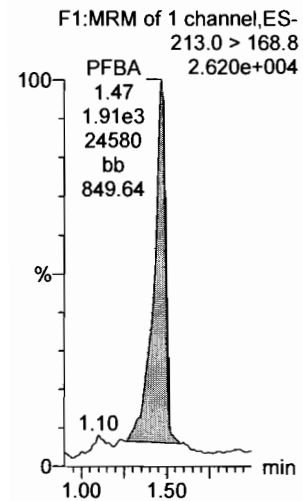
Dataset: Untitled

Last Altered: Thursday, March 01, 2018 12:45:16 Pacific Standard Time

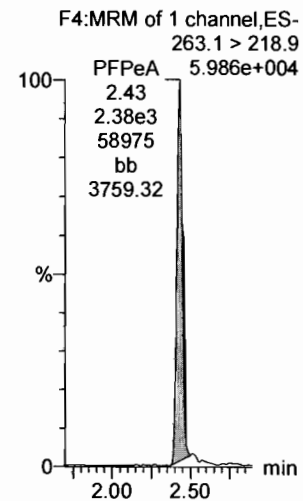
Printed: Thursday, March 01, 2018 12:45:40 Pacific Standard Time

Name: 180228M1\_5, Date: 28-Feb-2018, Time: 21:19:13, ID: ST180228M1-4 PFC CS1 18B2315, Description: PFC CS1 18B2315

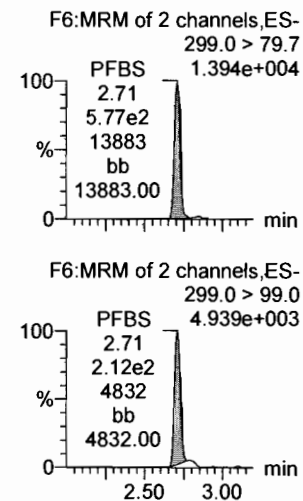
**PFBA**




**PFPeA**



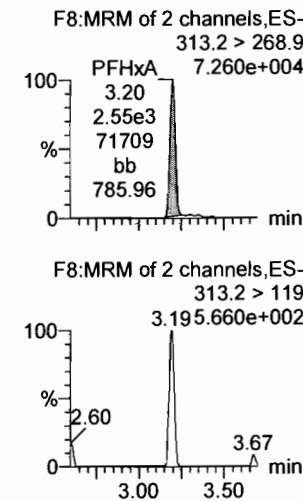
**PFBS**



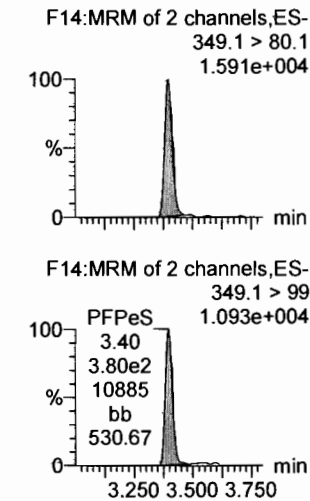
**4:2 FTS**



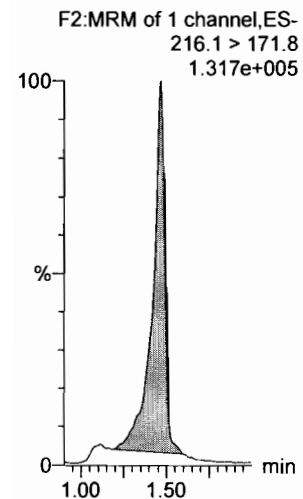
**PFHxA**



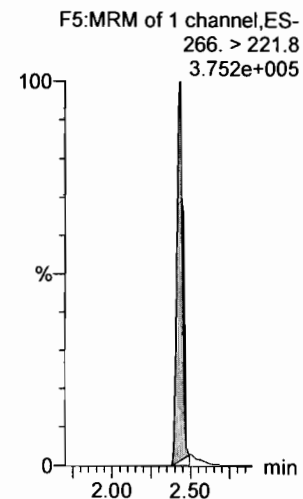
**PFPeS**



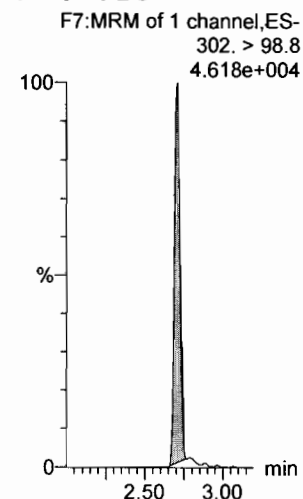
**13C3-PFBA**



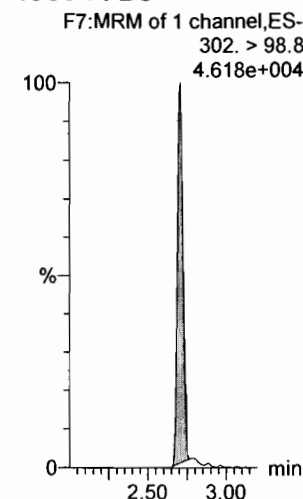
**13C3-PFPeA**



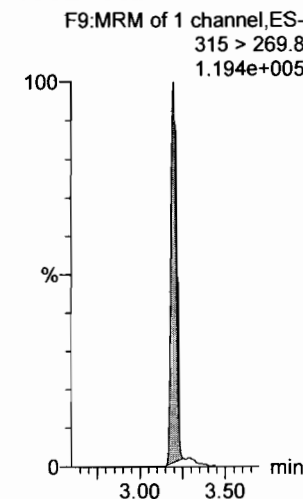
**13C3-PFBS**



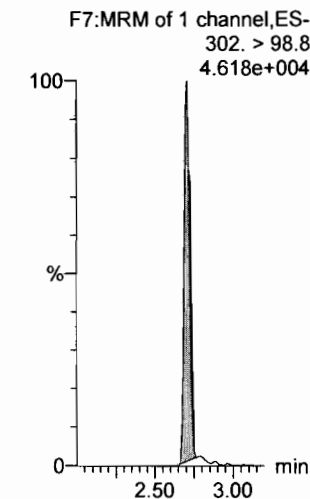
**13C3-PFBS**



**13C2-PFHxA**



**13C3-PFBS**



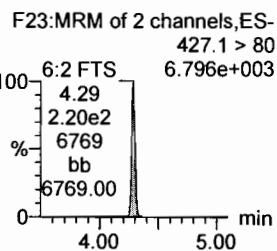
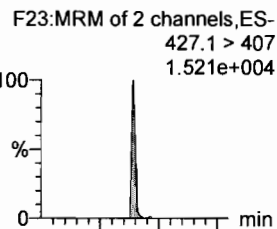
Dataset: Untitled

Last Altered: Thursday, March 01, 2018 12:45:16 Pacific Standard Time

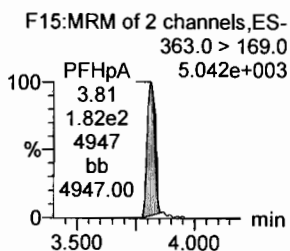
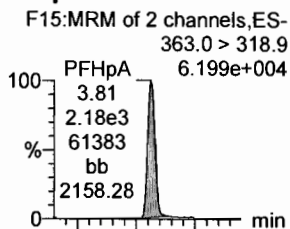
Printed: Thursday, March 01, 2018 12:45:40 Pacific Standard Time

Name: 180228M1\_5, Date: 28-Feb-2018, Time: 21:19:13, ID: ST180228M1-4 PFC CS1 18B2315, Description: PFC CS1 18B2315

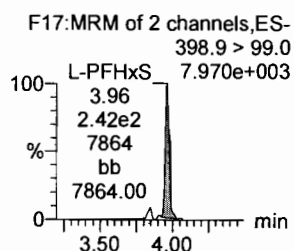

**6:2 FTS**



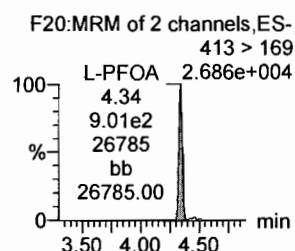
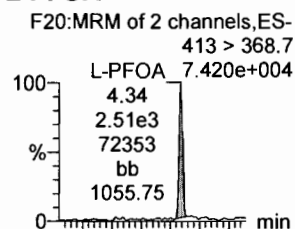
**PFHpA**



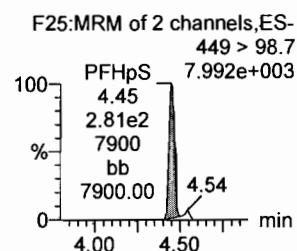
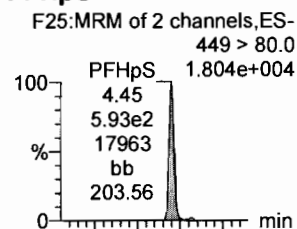
**L-PFHxS**



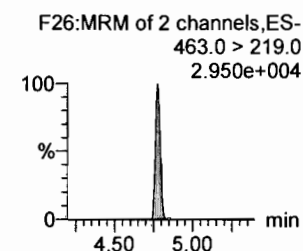
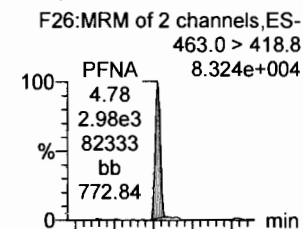
**L-PFOA**




**PFHpS**



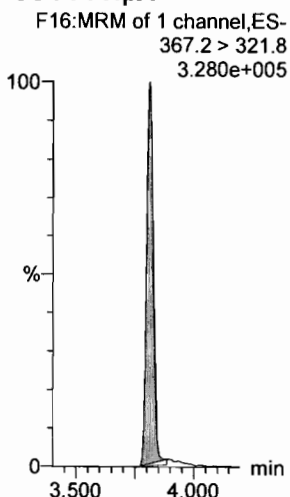
**PFNA**



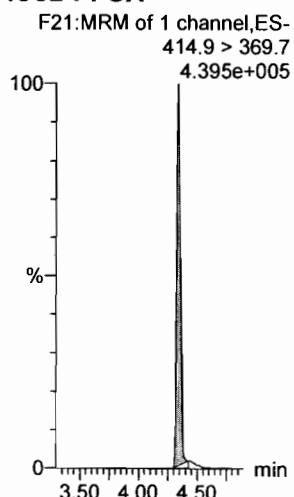
**1802-PFHxS**




**13C4-PFHpA**



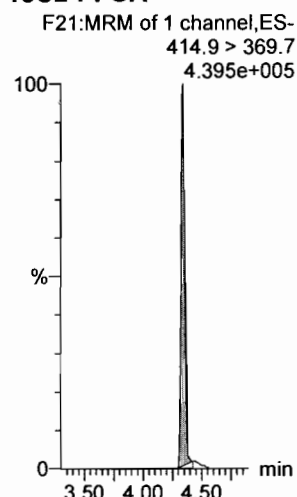
**13C2-PFOA**



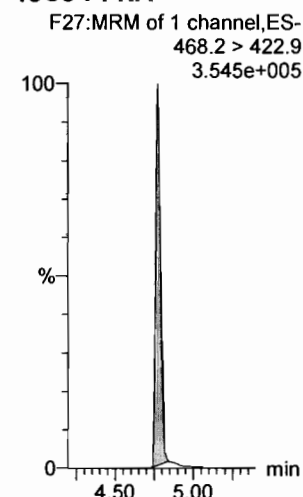
**13C2-PFOA**



**13C2-PFOA**



**13C5-PFNA**



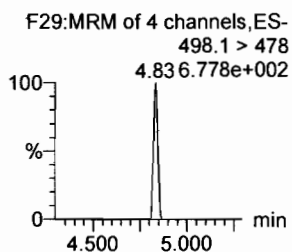
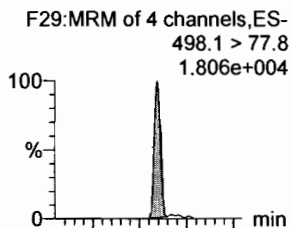
Dataset: Untitled

Last Altered: Thursday, March 01, 2018 12:45:16 Pacific Standard Time

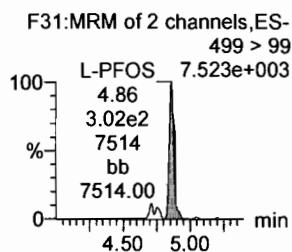
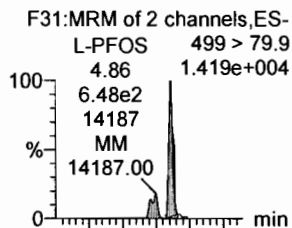
Printed: Thursday, March 01, 2018 12:45:40 Pacific Standard Time

Name: 180228M1\_5, Date: 28-Feb-2018, Time: 21:19:13, ID: ST180228M1-4 PFC CS1 18B2315, Description: PFC CS1 18B2315

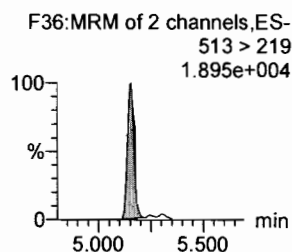
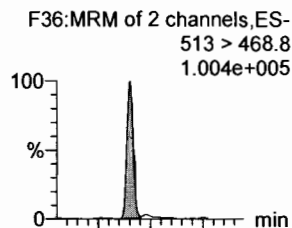
**PFOSA**



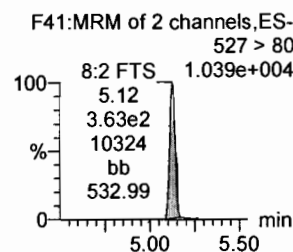
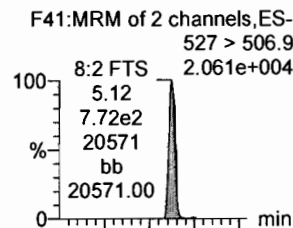
**L-PFOS**



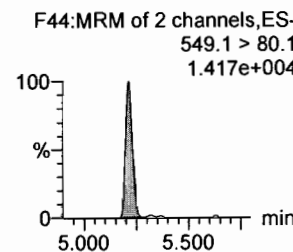
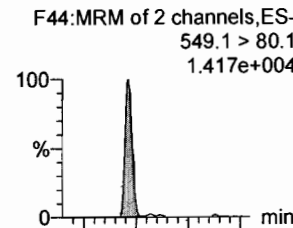
**PFDA**



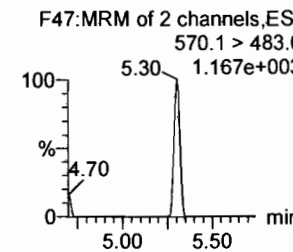
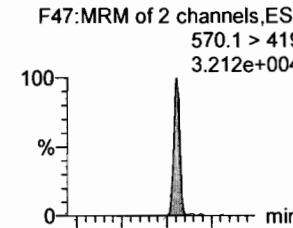
**8:2 FTS**




**PFNS**



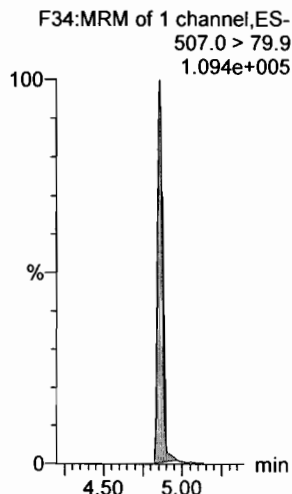
**N-MeFOSAA**



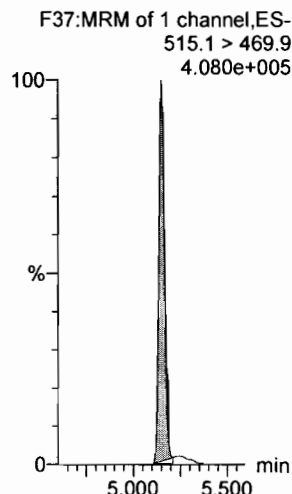
**13C8-PFOSA**



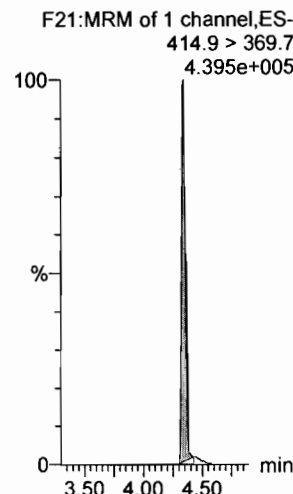
**13C8-PFOS**



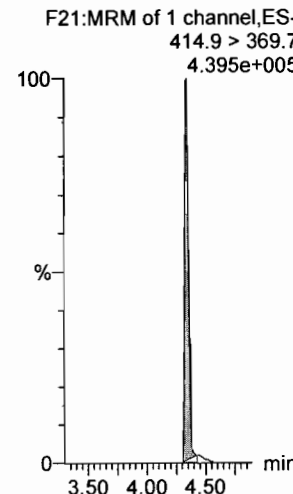
**13C2-PFDA**



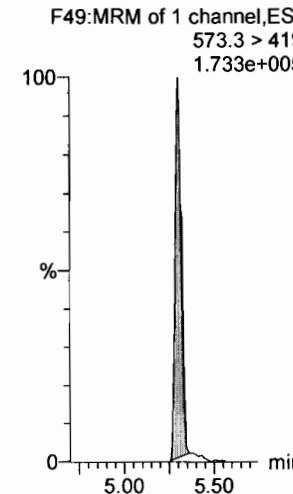
**13C2-PFOA**



**13C2-PFOA**



**d3-N-MeFOSAA**



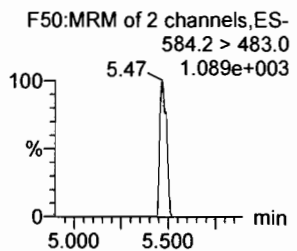
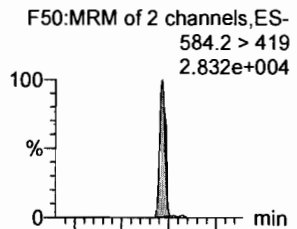
Dataset: Untitled

Last Altered: Thursday, March 01, 2018 12:45:16 Pacific Standard Time

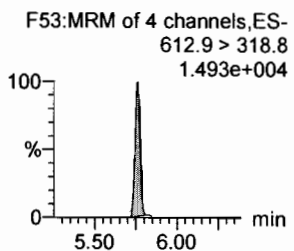
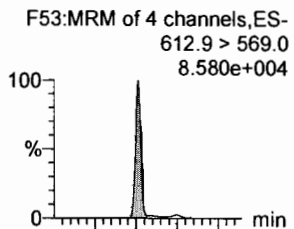
Printed: Thursday, March 01, 2018 12:45:40 Pacific Standard Time

Name: 180228M1\_5, Date: 28-Feb-2018, Time: 21:19:13, ID: ST180228M1-4 PFC CS1 18B2315, Description: PFC CS1 18B2315

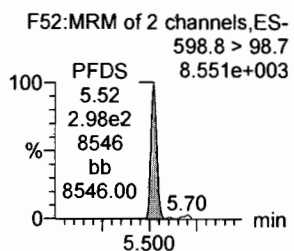
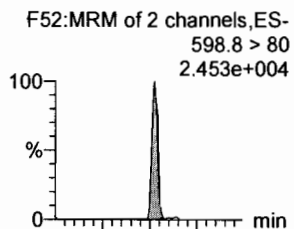
**N-EtFOSAA**



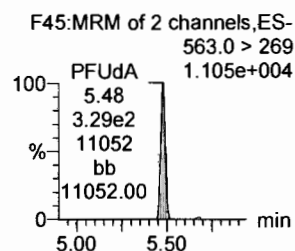
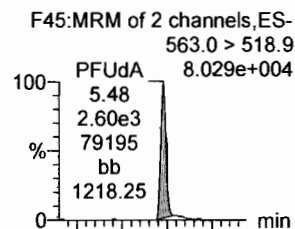
**PFDoA**



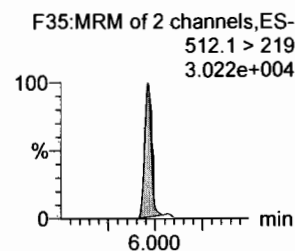
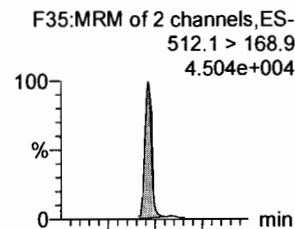
**PFDS**



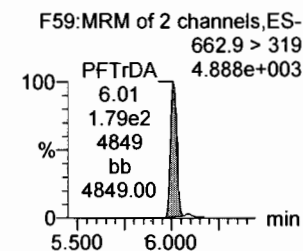
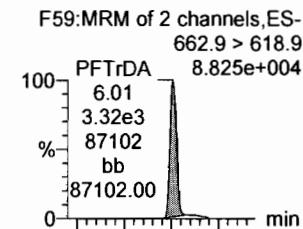
**PFUdA**



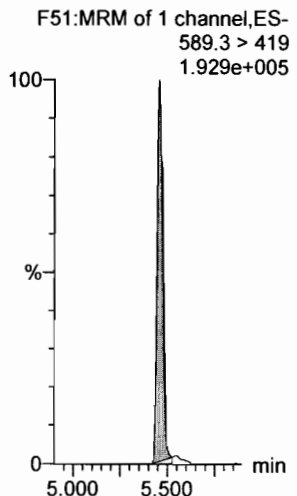
**N-MeFOSA**



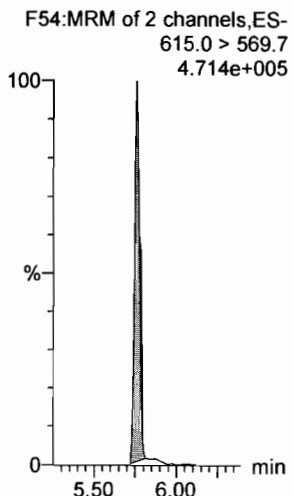
**PFTrDA**




**d5-N-EtFOSAA**



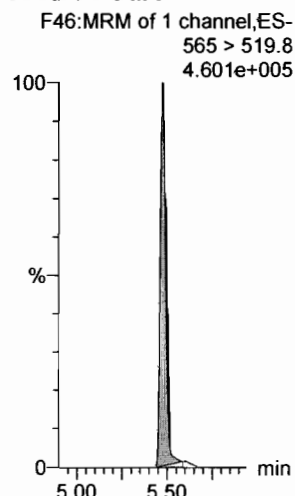
**13C2-PFDoA**



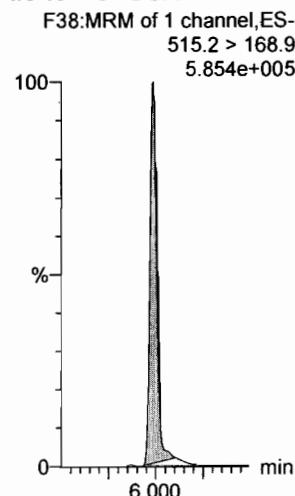
**13C2-PFUdA**



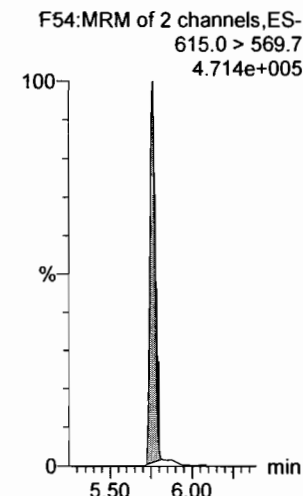
**13C2-PFUdA**



**d3-N-MeFOSA**



**13C2-PFDoA**





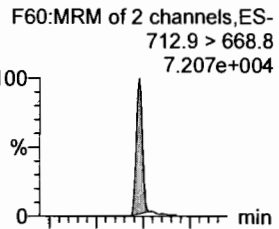
Dataset: Untitled

Last Altered: Thursday, March 01, 2018 12:45:16 Pacific Standard Time

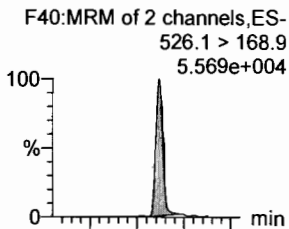
Printed: Thursday, March 01, 2018 12:45:40 Pacific Standard Time

Name: 180228M1\_5, Date: 28-Feb-2018, Time: 21:19:13, ID: ST180228M1-4 PFC CS1 18B2315, Description: PFC CS1 18B2315

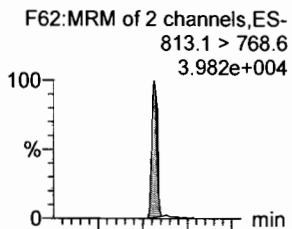
**PFTeDA**




**N-EtFOSA**



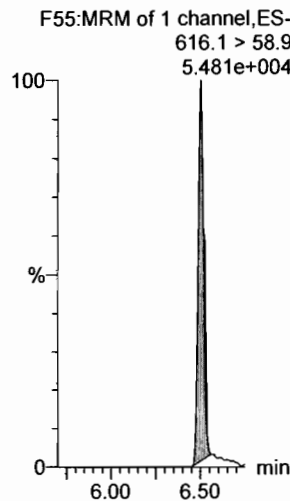
**PFHxDA**



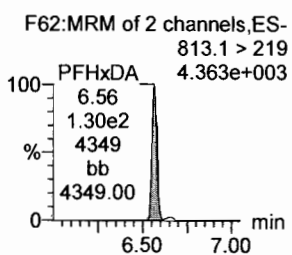
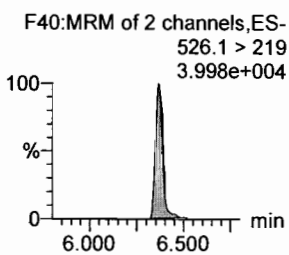
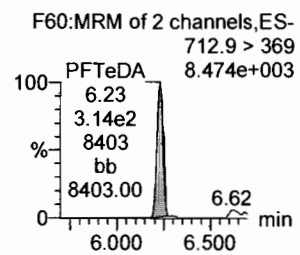
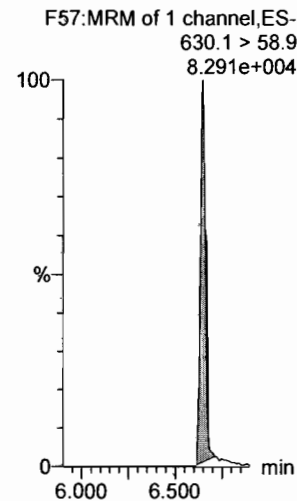
**PFODA**



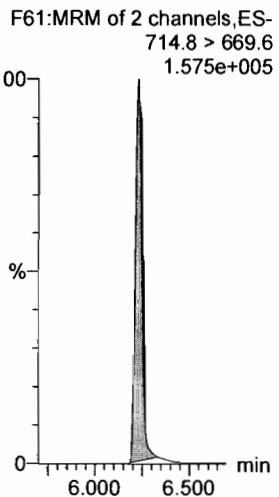
**N-MeFOSE**



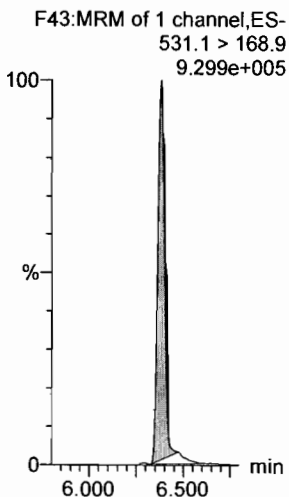
**N-EtFOSE**



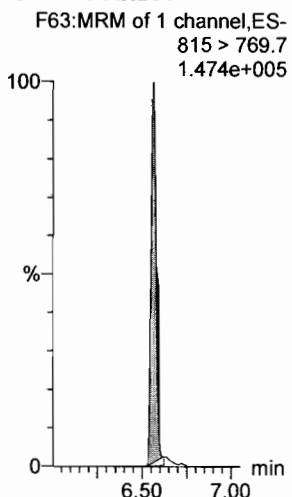
**13C2-PFTeDA**




**d5-N-ETFOSA**



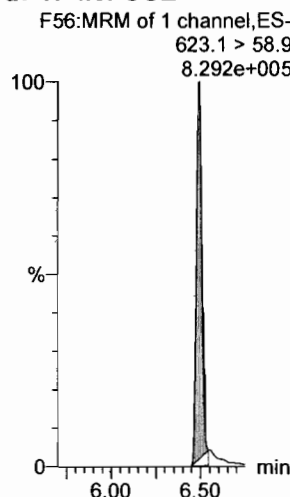
**13C2-PFHxDA**




**13C2-PFHxDA**



**d7-N-MeFOSE**



**d9-N-EtFOSE**



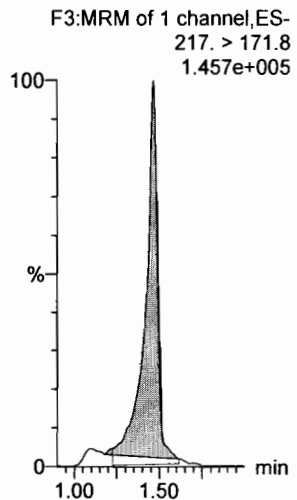
Dataset: Untitled

Last Altered: Thursday, March 01, 2018 12:45:16 Pacific Standard Time

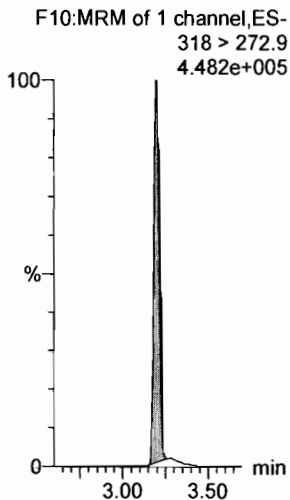
Printed: Thursday, March 01, 2018 12:45:40 Pacific Standard Time

Name: 180228M1\_5, Date: 28-Feb-2018, Time: 21:19:13, ID: ST180228M1-4 PFC CS1 18B2315, Description: PFC CS1 18B2315

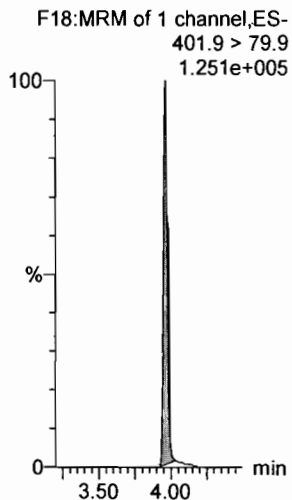
**13C4-PFBA**



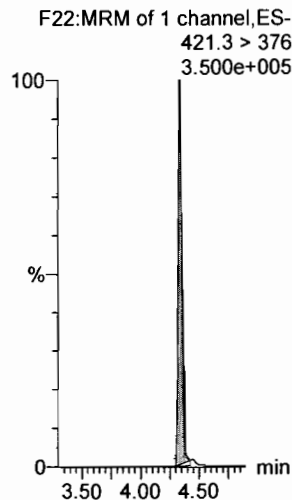
**13C5-PFHxA**



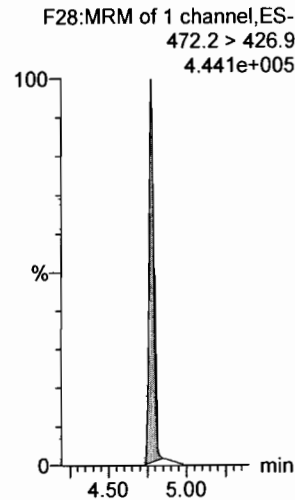
**13C3-PFHxS**



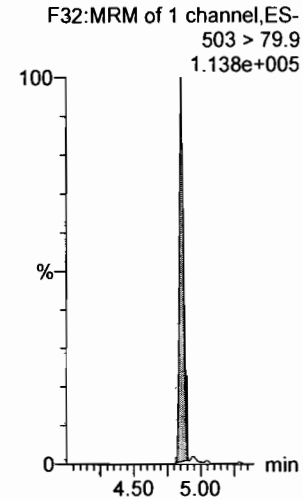
**13C8-PFOA**



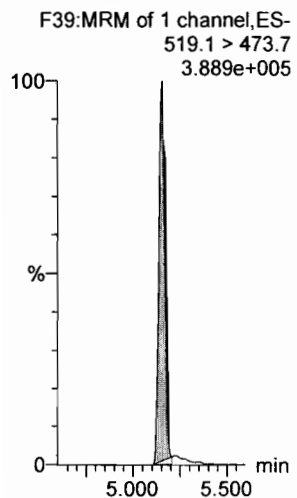
**13C9-PFNA**



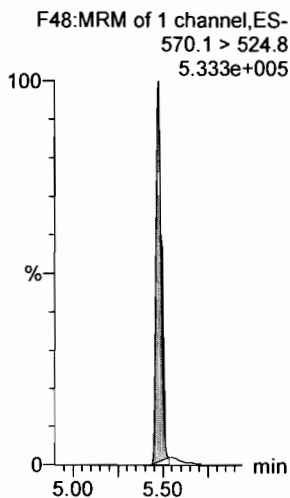
**13C4-PFOS**



**13C6-PFDA**



**13C7-PFUdA**



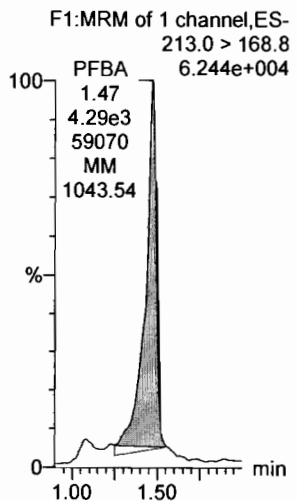
Dataset: Untitled

Last Altered: Thursday, March 01, 2018 12:45:16 Pacific Standard Time

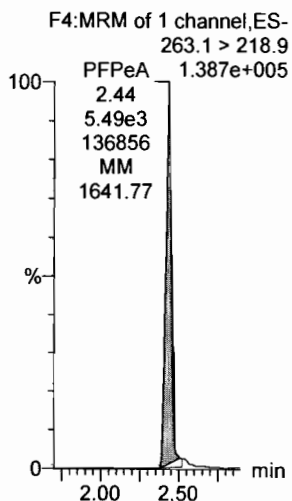
Printed: Thursday, March 01, 2018 12:45:40 Pacific Standard Time

Name: 180228M1\_6, Date: 28-Feb-2018, Time: 21:30:43, ID: ST180228M1-5 PFC CS2 18B2316, Description: PFC CS2 18B2316

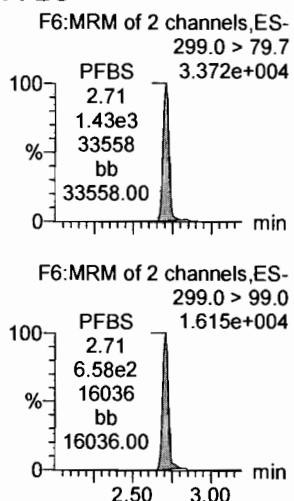
**PFBA**



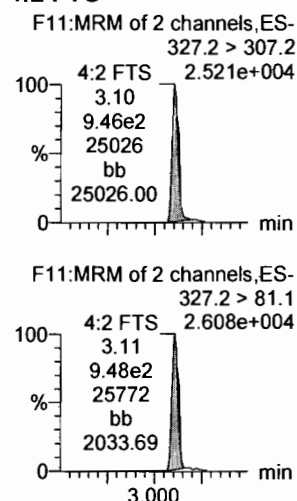
**PFPeA**




**PFBS**



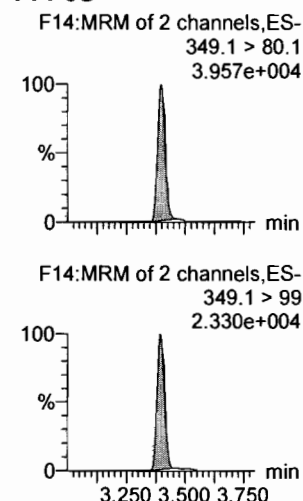
**4:2 FTS**



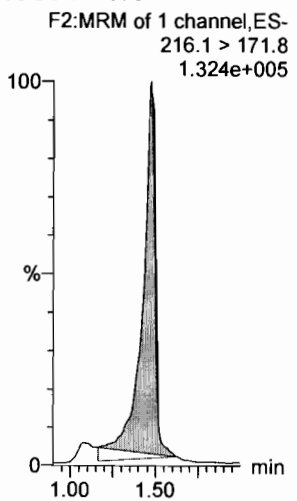
**PFHxA**



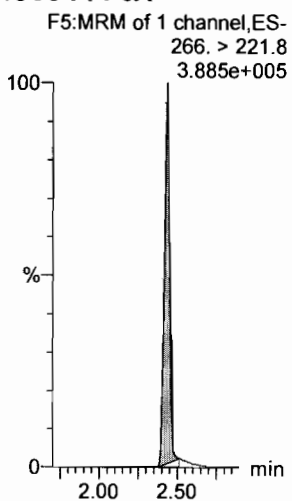
**PFPeS**



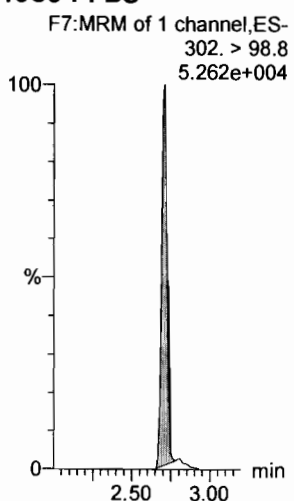
**13C3-PFBA**



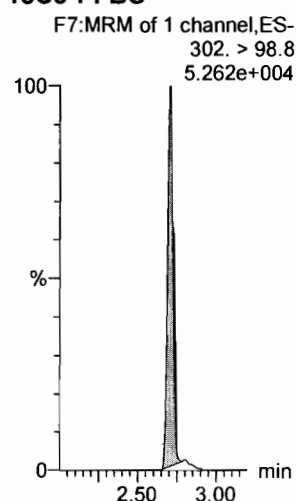
**13C3-PFPeA**



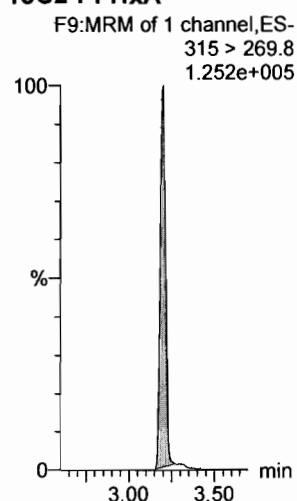
**13C3-PFBS**



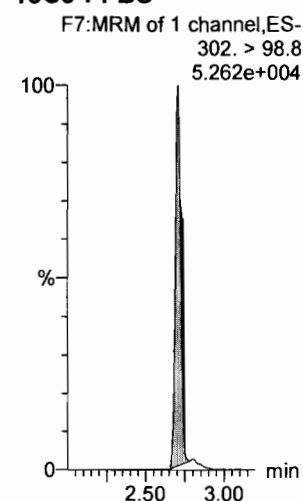
**13C3-PFBS**



**13C2-PFHxA**



**13C3-PFBS**



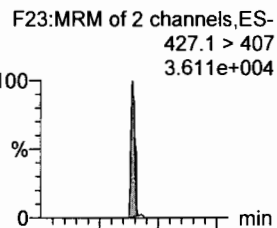
Dataset: Untitled

Last Altered: Thursday, March 01, 2018 12:45:16 Pacific Standard Time

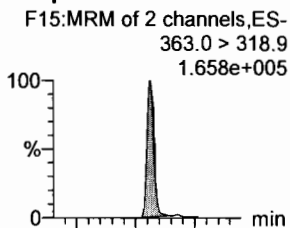
Printed: Thursday, March 01, 2018 12:45:40 Pacific Standard Time

Name: 180228M1\_6, Date: 28-Feb-2018, Time: 21:30:43, ID: ST180228M1-5 PFC CS2 18B2316, Description: PFC CS2 18B2316

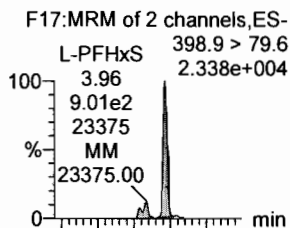
**6:2 FTS**



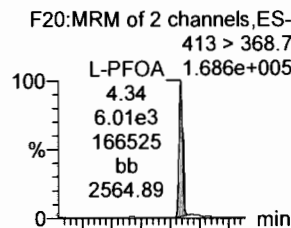
**PFHpA**



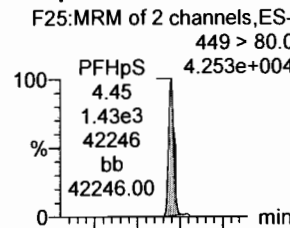
**L-PFHxS**



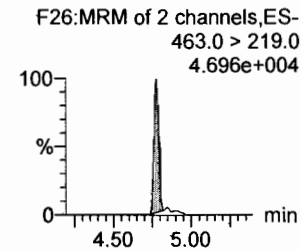
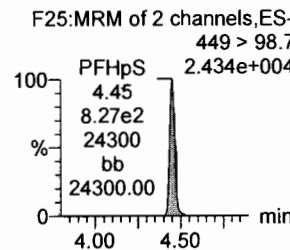
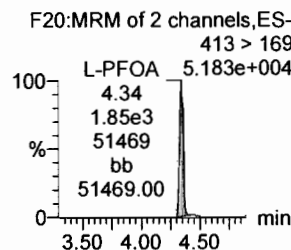
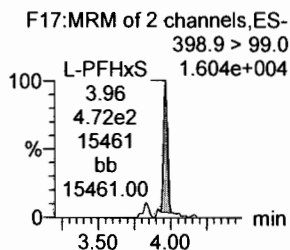
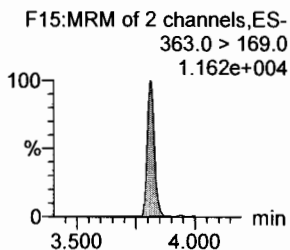
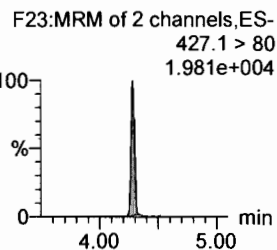
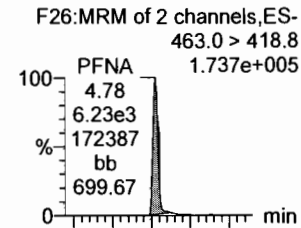
**L-PFOA**




**PFHpS**



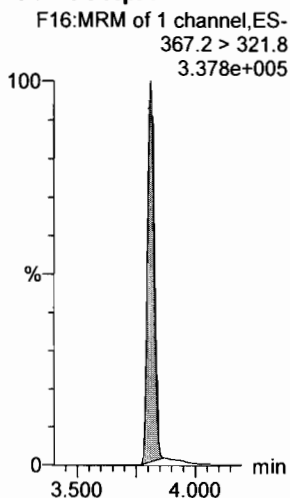
**PFNA**




**1802-PFHxS**



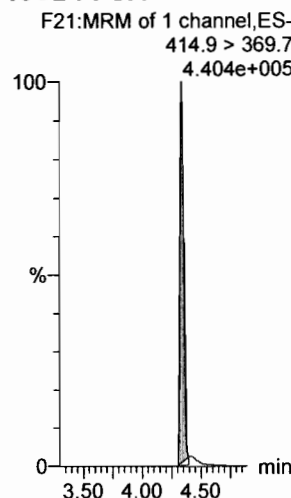
**13C4-PFHpA**



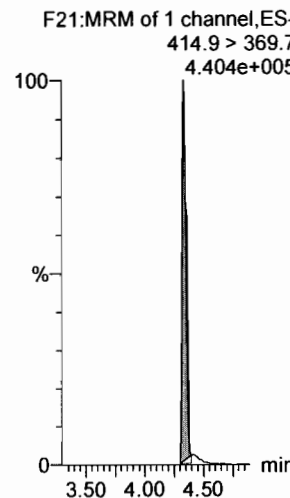
**13C2-PFOA**



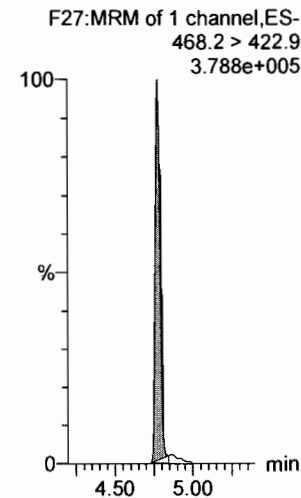
**13C2-PFOA**



**13C2-PFOA**



**13C5-PFNA**



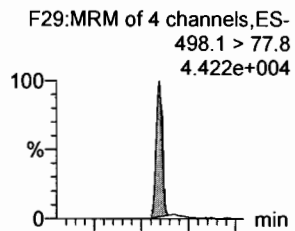
Dataset: Untitled

Last Altered: Thursday, March 01, 2018 12:45:16 Pacific Standard Time

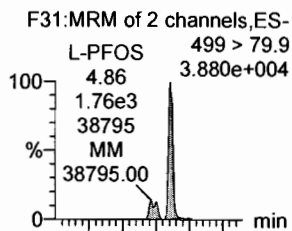
Printed: Thursday, March 01, 2018 12:45:40 Pacific Standard Time

Name: 180228M1\_6, Date: 28-Feb-2018, Time: 21:30:43, ID: ST180228M1-5 PFC CS2 18B2316, Description: PFC CS2 18B2316

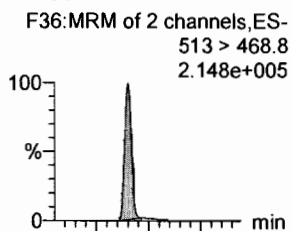
**PFOSA**



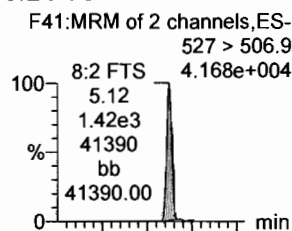
**L-PFOS**



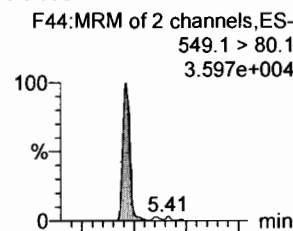
**PFDA**



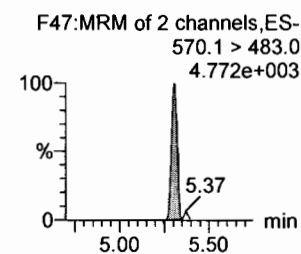
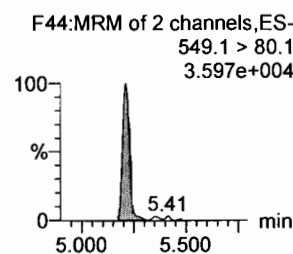
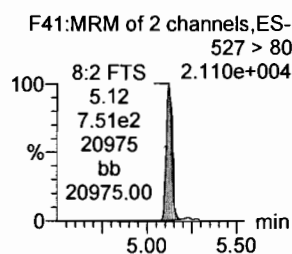
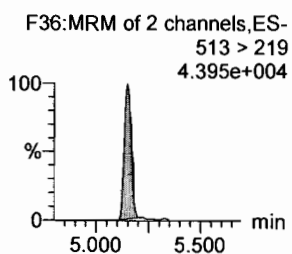
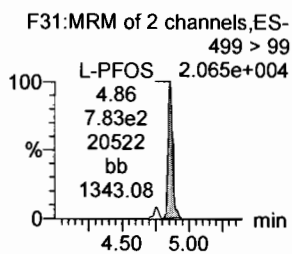
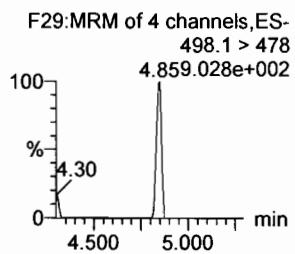
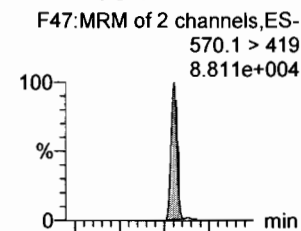
**8:2 FTS**



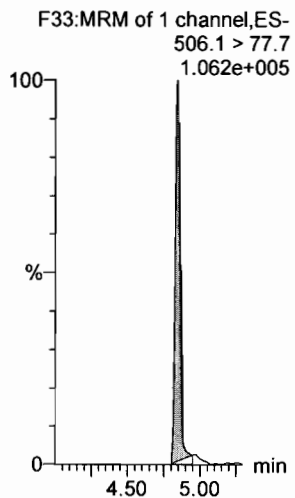
**PFNS**



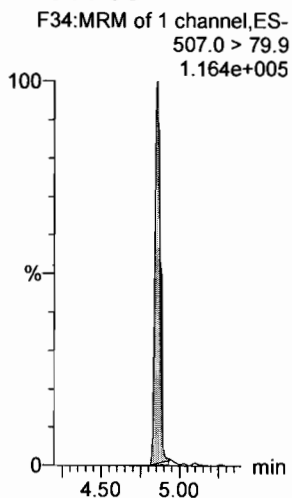
**N-MeFOSAA**



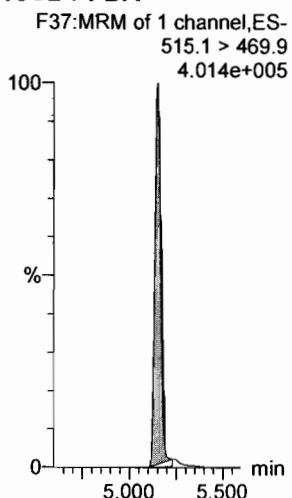
**13C8-PFOA**



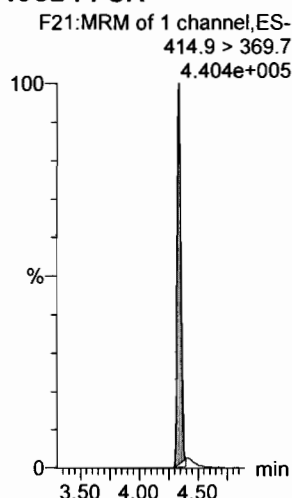
**13C8-PFOS**



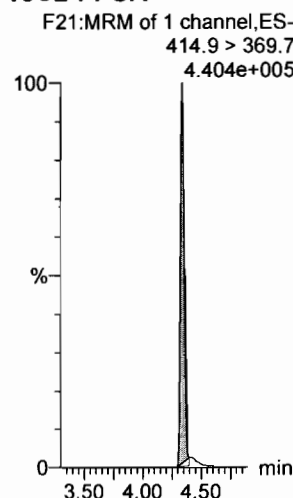
**13C2-PFDA**



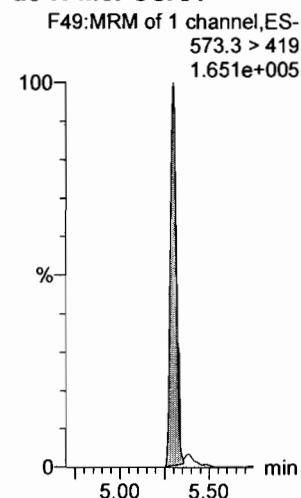
**13C2-PFOA**



**13C2-PFOA**



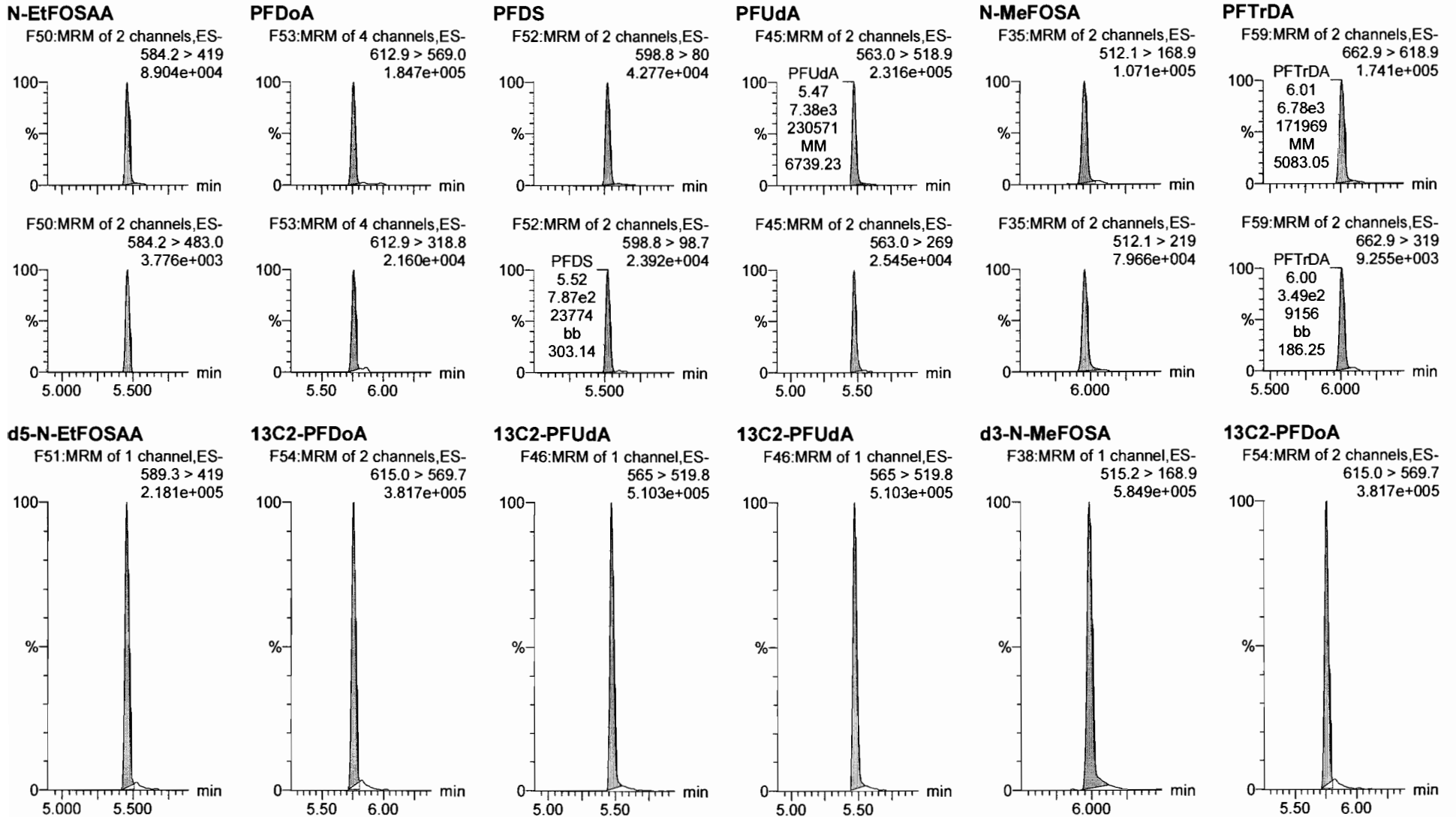
**d3-N-MeFOSAA**



Dataset: Untitled

Last Altered: Thursday, March 01, 2018 12:45:16 Pacific Standard Time  
Printed: Thursday, March 01, 2018 12:45:40 Pacific Standard Time

Name: 180228M1\_6, Date: 28-Feb-2018, Time: 21:30:43, ID: ST180228M1-5 PFC CS2 18B2316, Description: PFC CS2 18B2316



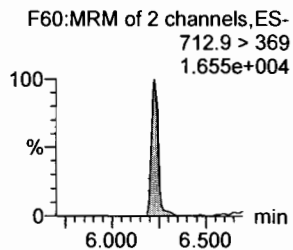
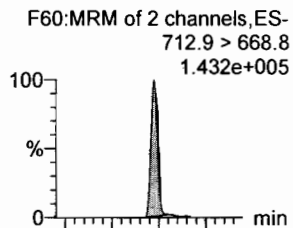
Dataset: Untitled

Last Altered: Thursday, March 01, 2018 12:45:16 Pacific Standard Time

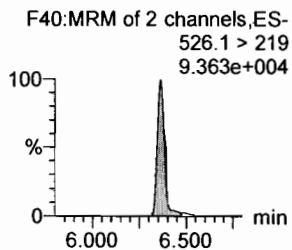
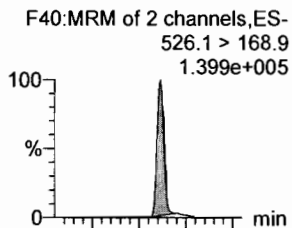
Printed: Thursday, March 01, 2018 12:45:40 Pacific Standard Time

Name: 180228M1\_6, Date: 28-Feb-2018, Time: 21:30:43, ID: ST180228M1-5 PFC CS2 18B2316, Description: PFC CS2 18B2316

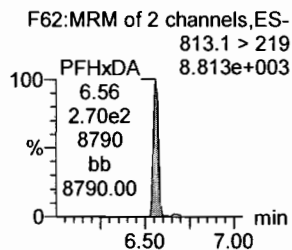
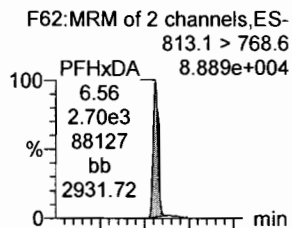
**PFTeDA**




**N-EtFOSA**



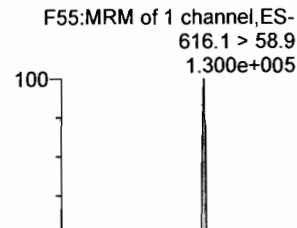
**PFHxDA**



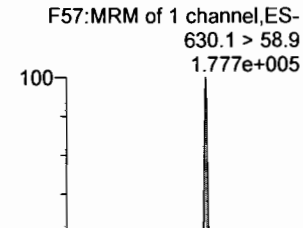
**PFODA**




**N-MeFOSE**



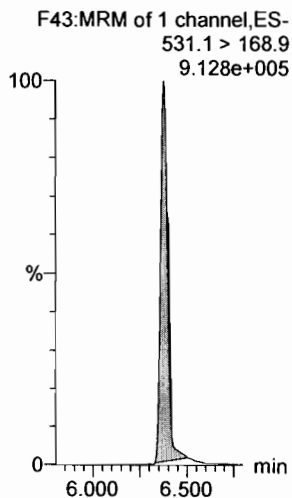
**N-EtFOSE**



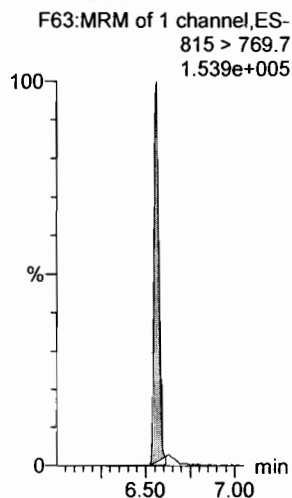
**13C2-PFTeDA**



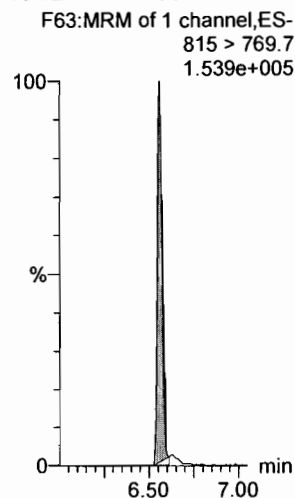
**d5-N-ETFOSA**



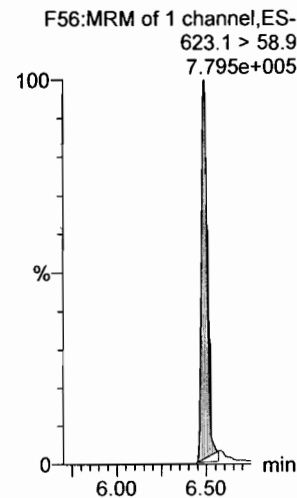
**13C2-PFHxDA**



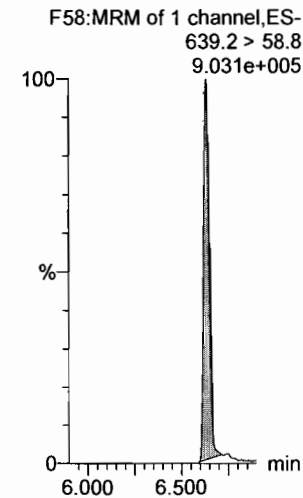
**13C2-PFHxDA**



**d7-N-MeFOSE**



**d9-N-EtFOSE**



Dataset: Untitled

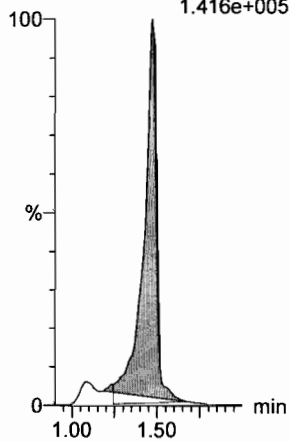
Last Altered: Thursday, March 01, 2018 12:45:16 Pacific Standard Time

Printed: Thursday, March 01, 2018 12:45:40 Pacific Standard Time

Name: 180228M1\_6, Date: 28-Feb-2018, Time: 21:30:43, ID: ST180228M1-5 PFC CS2 18B2316, Description: PFC CS2 18B2316

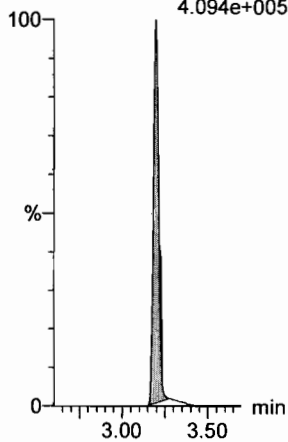
**13C4-PFBA**

F3:MRM of 1 channel,ES-  
217. > 171.8  
1.416e+005



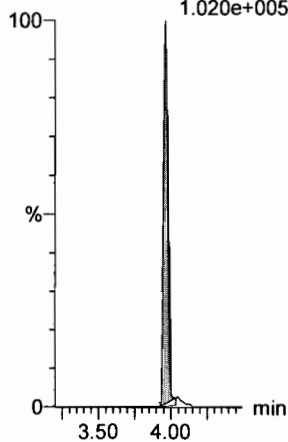
**13C5-PFHxA**

F10:MRM of 1 channel,ES-  
318 > 272.9  
4.094e+005



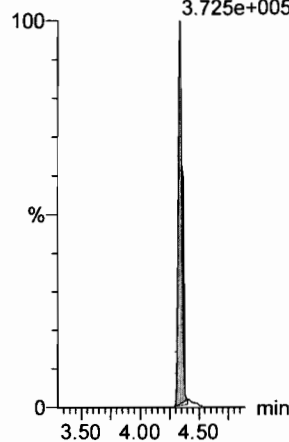
**13C3-PFHxS**

F18:MRM of 1 channel,ES-  
401.9 > 79.9  
1.020e+005



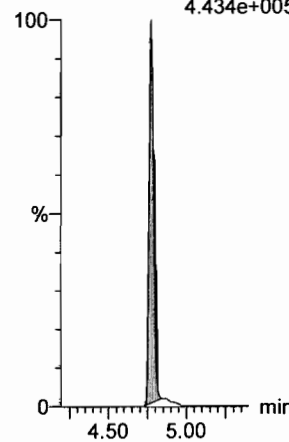
**13C8-PFOA**

F22:MRM of 1 channel,ES-  
421.3 > 376  
3.725e+005



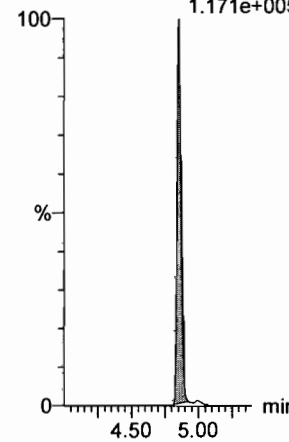
**13C9-PFNA**

F28:MRM of 1 channel,ES-  
472.2 > 426.9  
4.434e+005



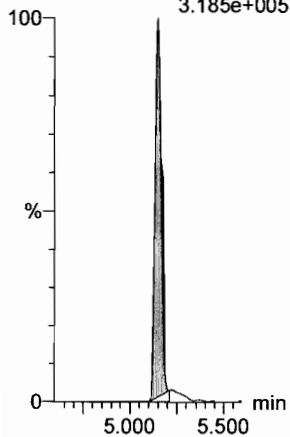
**13C4-PFOS**

F32:MRM of 1 channel,ES-  
503 > 79.9  
1.171e+005



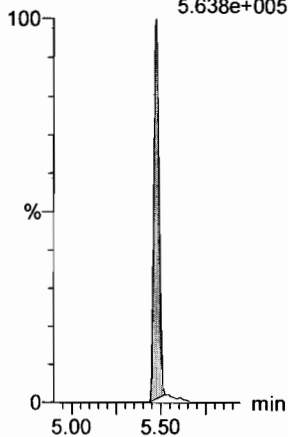
**13C6-PFDA**

F39:MRM of 1 channel,ES-  
519.1 > 473.7  
3.185e+005



**13C7-PFUdA**

F48:MRM of 1 channel,ES-  
570.1 > 524.8  
5.638e+005





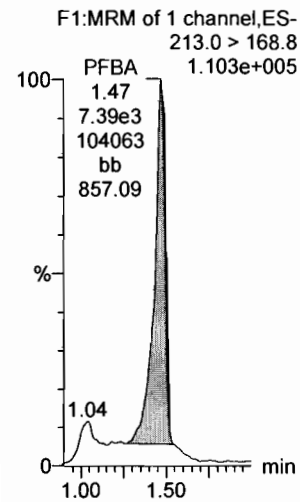
Dataset: Untitled

Last Altered: Thursday, March 01, 2018 12:45:16 Pacific Standard Time

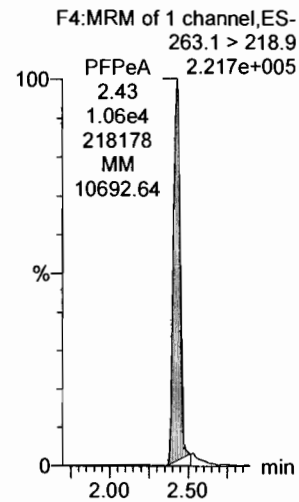
Printed: Thursday, March 01, 2018 12:45:40 Pacific Standard Time

Name: 180228M1\_7, Date: 28-Feb-2018, Time: 21:42:12, ID: ST180228M1-6 PFC CS3 18B2317, Description: PFC CS3 18B2317

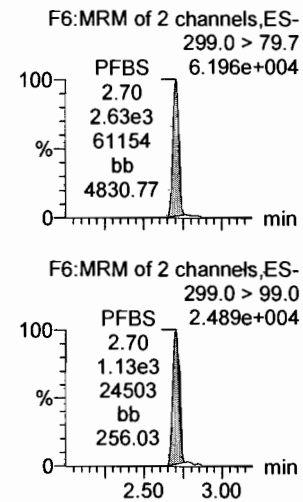
**PFBA**



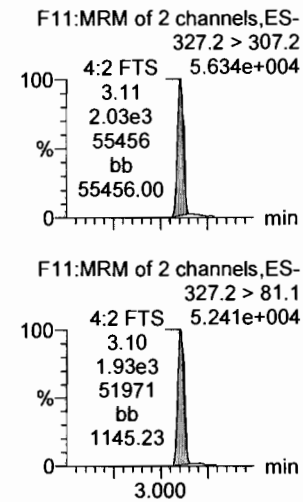
**PFPeA**



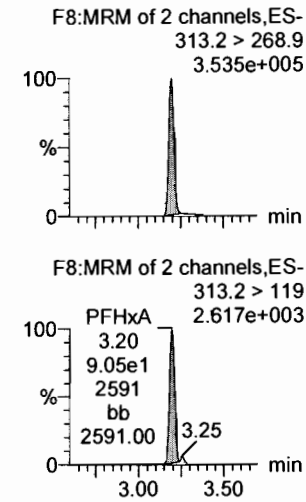
**PFBS**



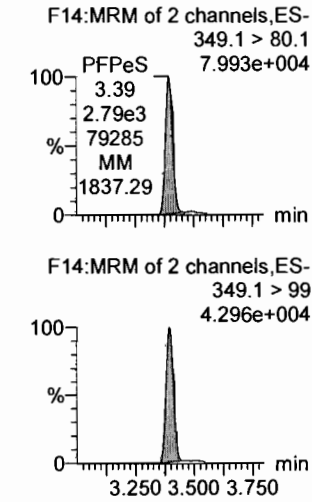
**4:2 FTS**



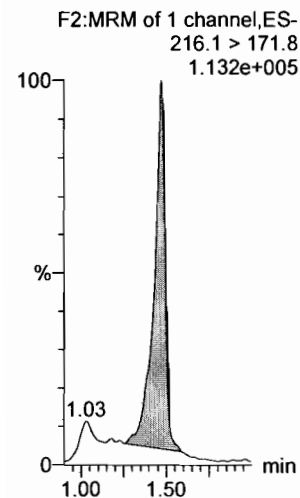
**PFHxA**



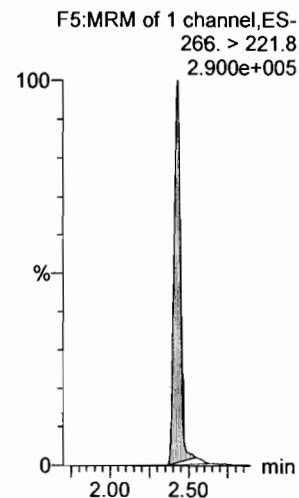
**PFPeS**



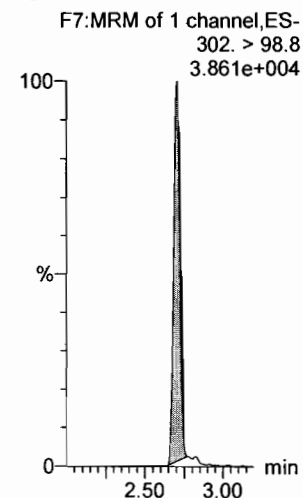
**13C3-PFBA**



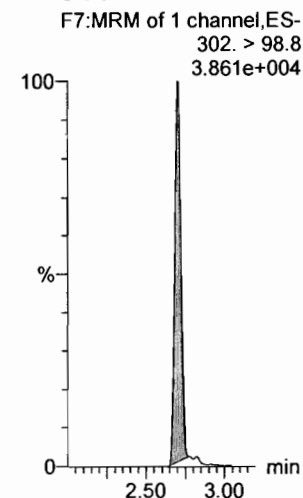
**13C3-PFPeA**



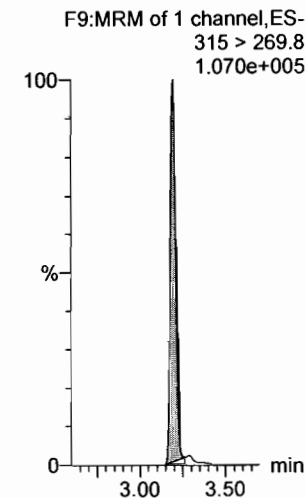
**13C3-PFBS**



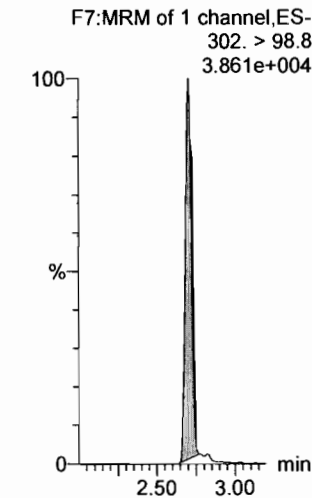
**13C3-PFBS**



**13C2-PFHxA**



**13C3-PFBS**



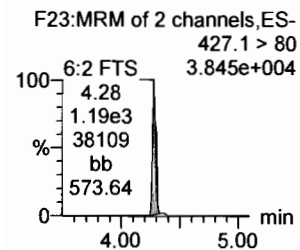
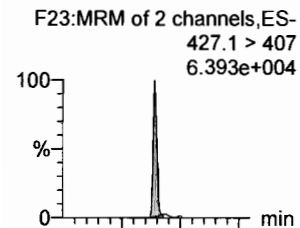
Dataset: Untitled

Last Altered: Thursday, March 01, 2018 12:45:16 Pacific Standard Time

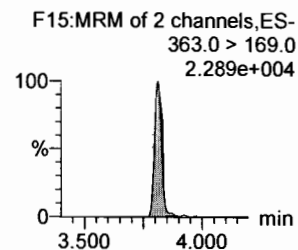
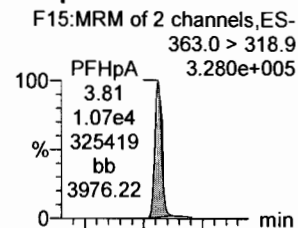
Printed: Thursday, March 01, 2018 12:45:40 Pacific Standard Time

Name: 180228M1\_7, Date: 28-Feb-2018, Time: 21:42:12, ID: ST180228M1-6 PFC CS3 18B2317, Description: PFC CS3 18B2317

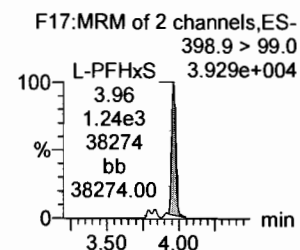
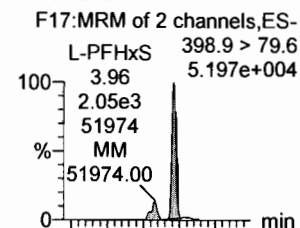
**6:2 FTS**



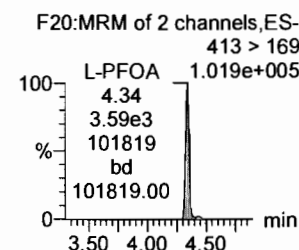
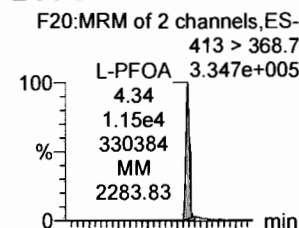
**PFHpA**



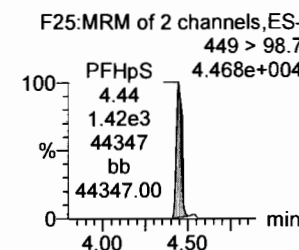
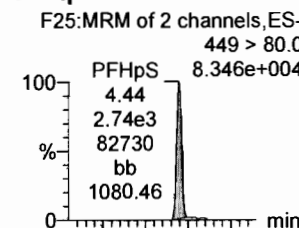
**L-PFHxS**



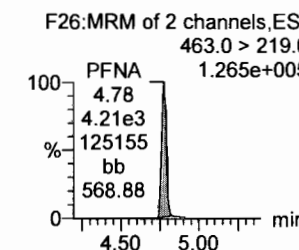
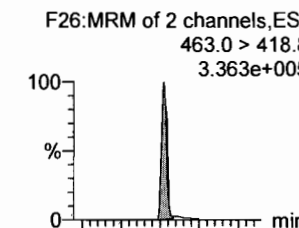
**L-PFOA**



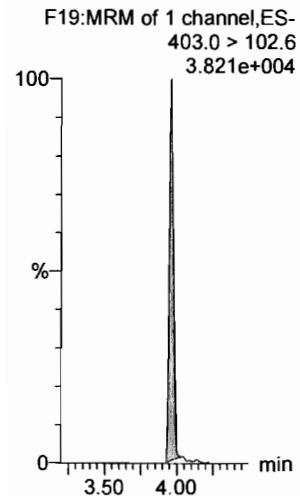
**PFHpS**



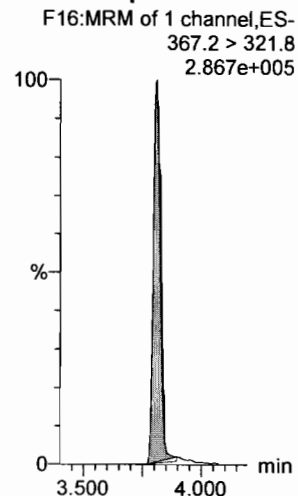
**PFNA**



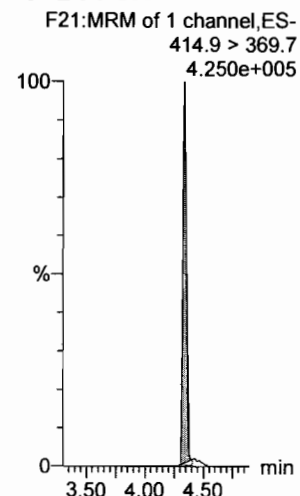
**1802-PFHxS**



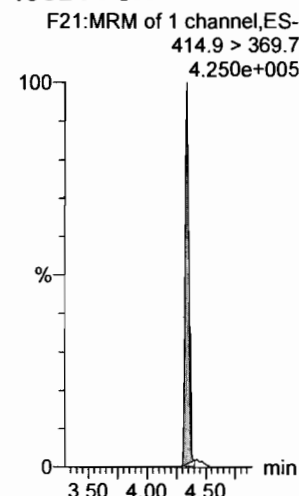
**13C4-PFHpA**



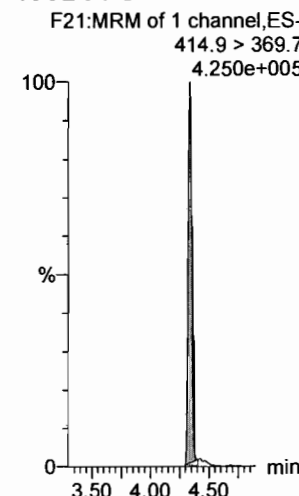
**13C2-PFOA**



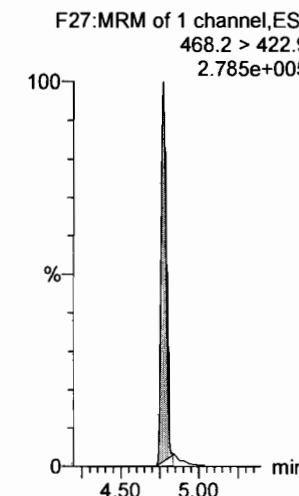
**13C2-PFOA**



**13C2-PFOA**



**13C5-PFNA**

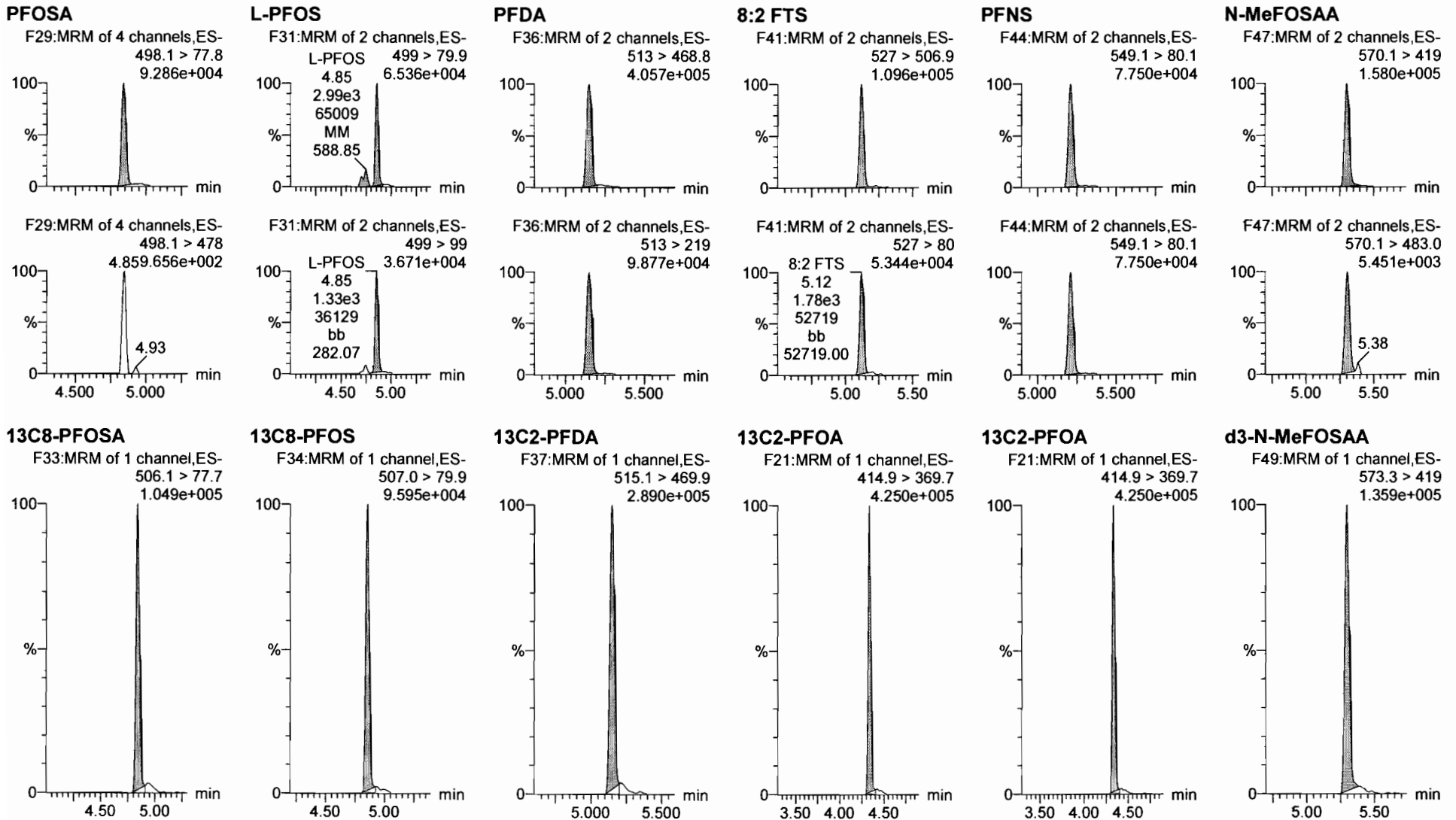


Dataset: Untitled

Last Altered: Thursday, March 01, 2018 12:45:16 Pacific Standard Time

Printed: Thursday, March 01, 2018 12:45:40 Pacific Standard Time

Name: 180228M1\_7, Date: 28-Feb-2018, Time: 21:42:12, ID: ST180228M1-6 PFC CS3 18B2317, Description: PFC CS3 18B2317



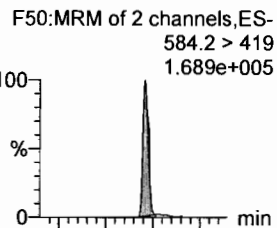
Dataset: Untitled

Last Altered: Thursday, March 01, 2018 12:45:16 Pacific Standard Time

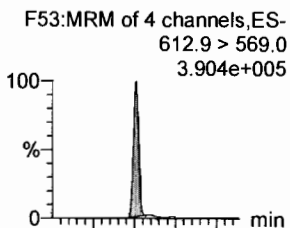
Printed: Thursday, March 01, 2018 12:45:40 Pacific Standard Time

Name: 180228M1\_7, Date: 28-Feb-2018, Time: 21:42:12, ID: ST180228M1-6 PFC CS3 18B2317, Description: PFC CS3 18B2317

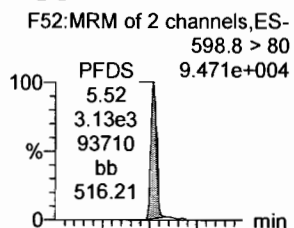
**N-EtFOSAA**



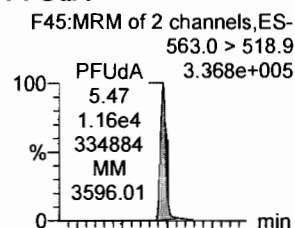
**PFDoA**



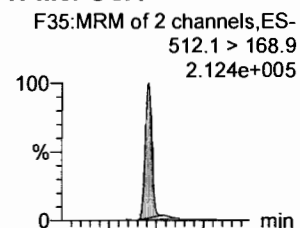
**PFDS**



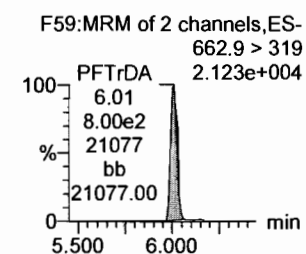
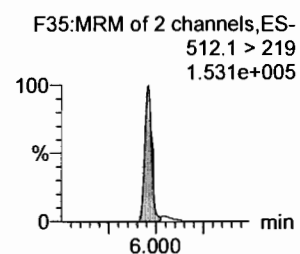
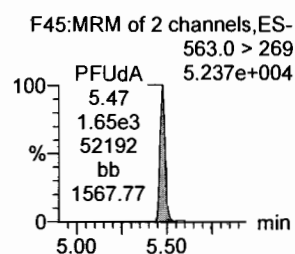
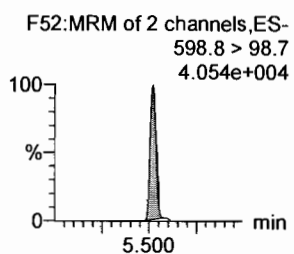
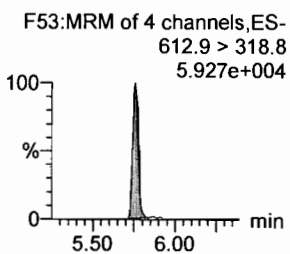
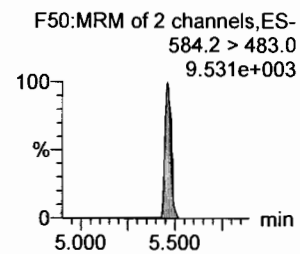
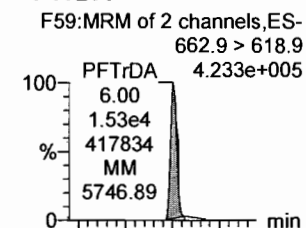
**PFUdA**



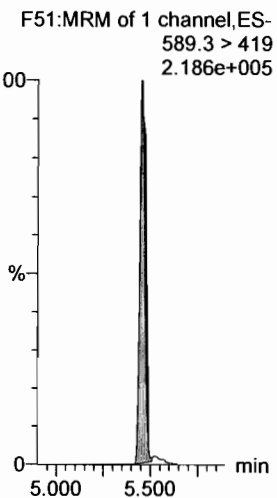
**N-MeFOSA**



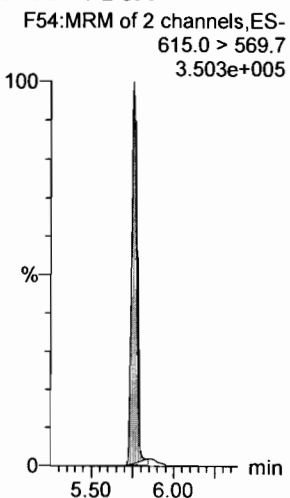
**PFTrDA**



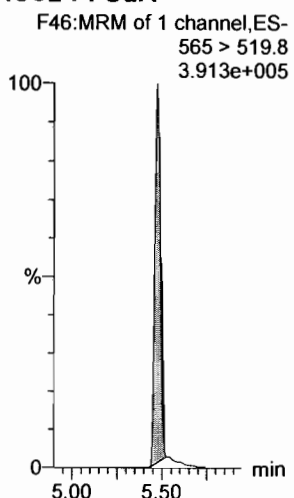
**d5-N-EtFOSAA**



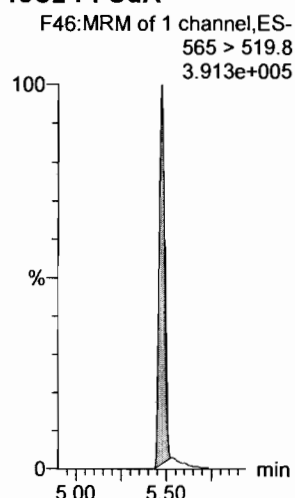
**13C2-PFDoA**



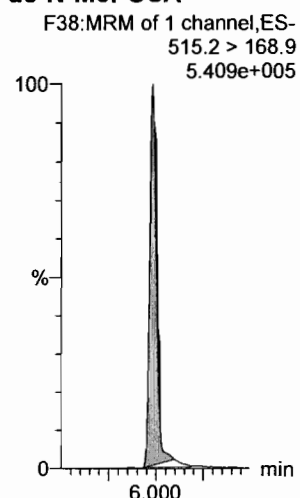
**13C2-PFUdA**



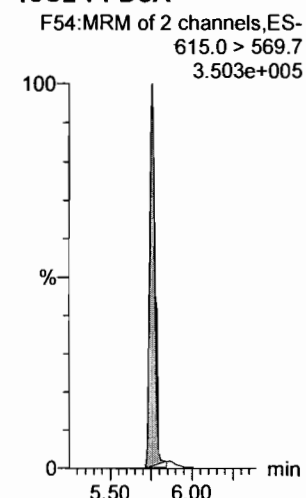
**13C2-PFUdA**



**d3-N-MeFOSA**



**13C2-PFDoA**



Dataset: Untitled

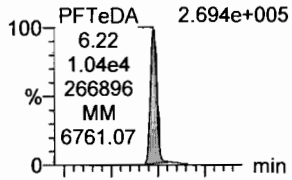
Last Altered: Thursday, March 01, 2018 12:45:16 Pacific Standard Time

Printed: Thursday, March 01, 2018 12:45:40 Pacific Standard Time

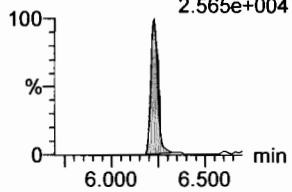
Name: 180228M1\_7, Date: 28-Feb-2018, Time: 21:42:12, ID: ST180228M1-6 PFC CS3 18B2317, Description: PFC CS3 18B2317

**PFTeDA**

F60:MRM of 2 channels,ES-  
712.9 > 668.8  
2.694e+005

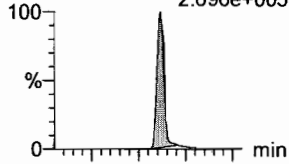


F60:MRM of 2 channels,ES-  
712.9 > 369  
2.565e+004

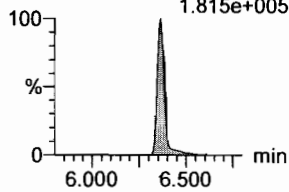


**N-EtFOSA**

F40:MRM of 2 channels,ES-  
526.1 > 168.9  
2.696e+005

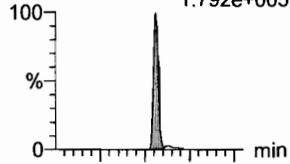


F40:MRM of 2 channels,ES-  
526.1 > 219  
1.815e+005

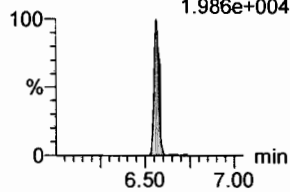


**PFHxDA**

F62:MRM of 2 channels,ES-  
813.1 > 768.6  
1.792e+005

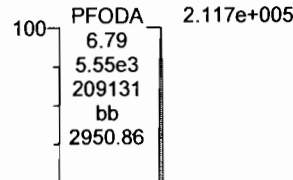


F62:MRM of 2 channels,ES-  
813.1 > 219  
1.986e+004

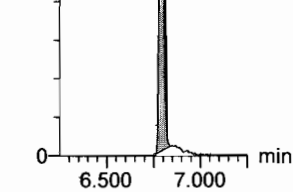


**PFODA**

F64:MRM of 1 channel,ES-  
913.1 > 868.8  
2.117e+005




F64:MRM of 1 channel,ES-  
913.1 > 868.8  
2.117e+005

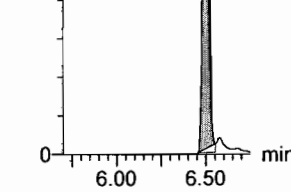


**N-MeFOSE**

F55:MRM of 1 channel,ES-  
616.1 > 58.9  
2.631e+005



F55:MRM of 1 channel,ES-  
616.1 > 58.9  
2.631e+005

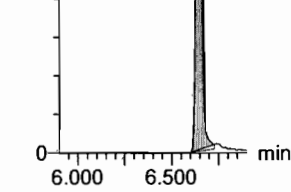


**N-EtFOSE**

F57:MRM of 1 channel,ES-  
630.1 > 58.9  
3.227e+005

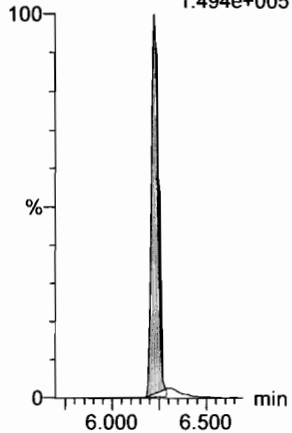


F57:MRM of 1 channel,ES-  
630.1 > 58.9  
3.227e+005



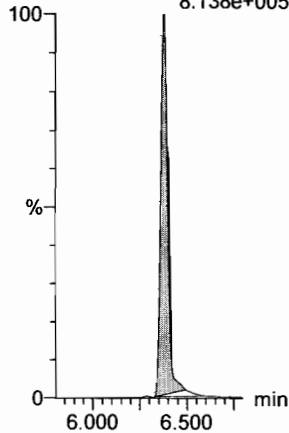
**13C2-PFTeDA**

F61:MRM of 2 channels,ES-  
714.8 > 669.6  
1.494e+005



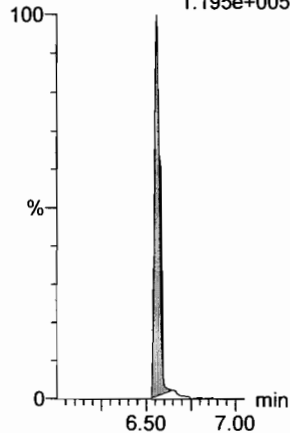
**d5-N-ETFOSA**

F43:MRM of 1 channel,ES-  
531.1 > 168.9  
8.138e+005



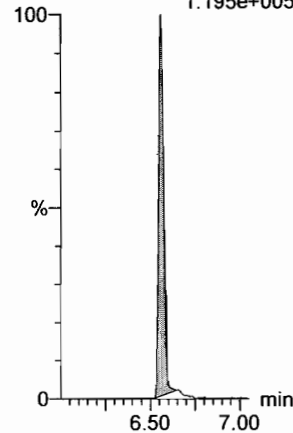
**13C2-PFHxDA**

F63:MRM of 1 channel,ES-  
815 > 769.7  
1.195e+005



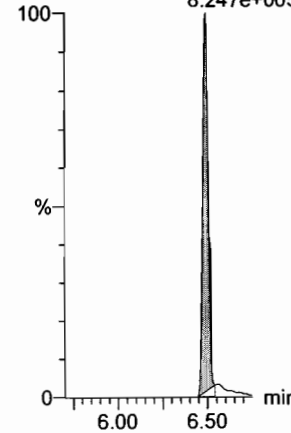
**13C2-PFHxDA**

F63:MRM of 1 channel,ES-  
815 > 769.7  
1.195e+005



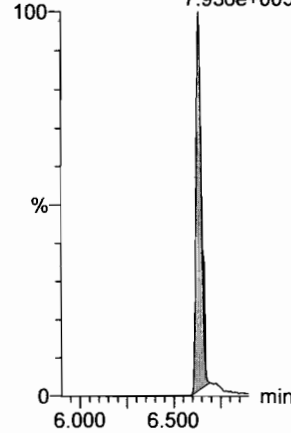
**d7-N-MeFOSE**

F56:MRM of 1 channel,ES-  
623.1 > 58.9  
8.247e+005



**d9-N-EtFOSE**

F58:MRM of 1 channel,ES-  
639.2 > 58.8  
7.936e+005



Dataset: Untitled

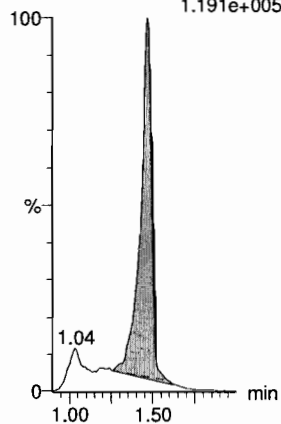
Last Altered: Thursday, March 01, 2018 12:50:56 Pacific Standard Time

Printed: Thursday, March 01, 2018 12:51:05 Pacific Standard Time

Name: 180228M1\_7, Date: 28-Feb-2018, Time: 21:42:12, ID: ST180228M1-6 PFC CS3 18B2317, Description: PFC CS3 18B2317

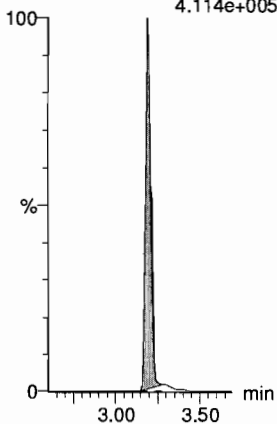
**13C4-PFBA**

F3:MRM of 1 channel,ES-  
217. > 171.8  
1.191e+005



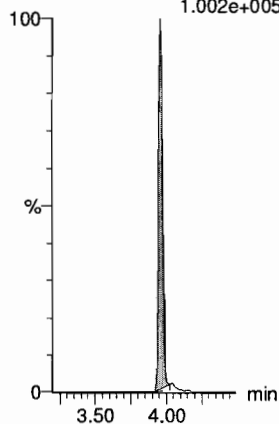
**13C5-PFHxA**

F10:MRM of 1 channel,ES-  
318 > 272.9  
4.114e+005



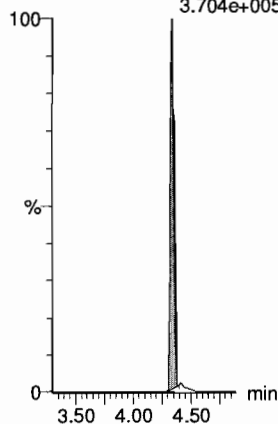
**13C3-PFHxS**

F18:MRM of 1 channel,ES-  
401.9 > 79.9  
1.002e+005



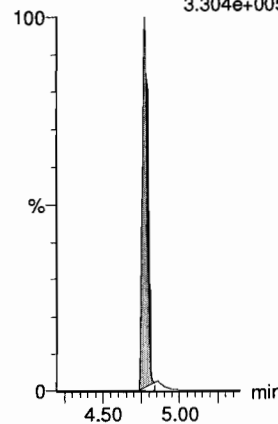
**13C8-PFOA**

F22:MRM of 1 channel,ES-  
421.3 > 376  
3.704e+005



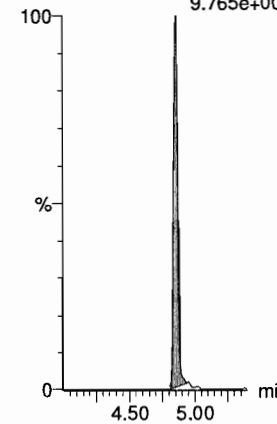
**13C9-PFNA**

F28:MRM of 1 channel,ES-  
472.2 > 426.9  
3.304e+005



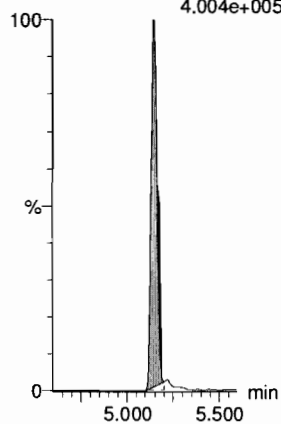
**13C4-PFOS**

F32:MRM of 1 channel,ES-  
503 > 79.9  
9.765e+004



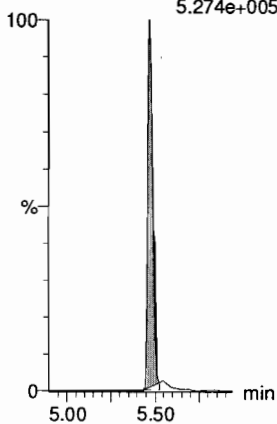
**13C6-PFDA**

F39:MRM of 1 channel,ES-  
519.1 > 473.7  
4.004e+005



**13C7-PFUDa**

F48:MRM of 1 channel,ES-  
570.1 > 524.8  
5.274e+005



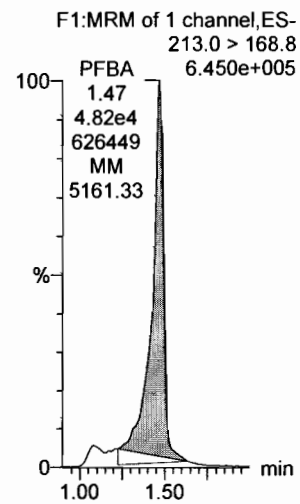
Dataset: Untitled

Last Altered: Thursday, March 01, 2018 12:45:16 Pacific Standard Time

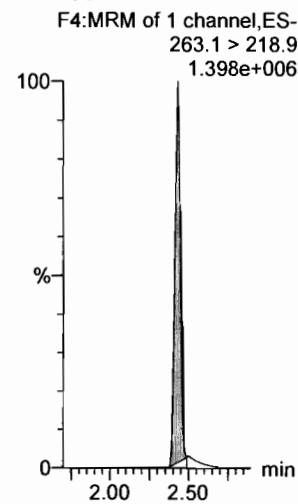
Printed: Thursday, March 01, 2018 12:45:40 Pacific Standard Time

Name: 180228M1\_8, Date: 28-Feb-2018, Time: 21:53:43, ID: ST180228M1-7 PFC CS4 18B2318, Description: PFC CS4 18B2318

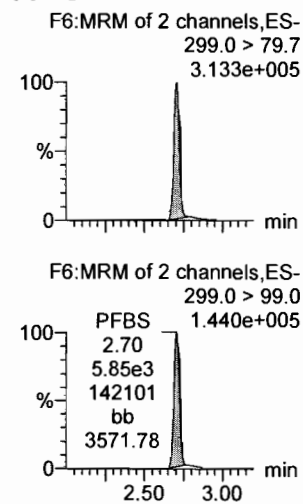
**PFBA**



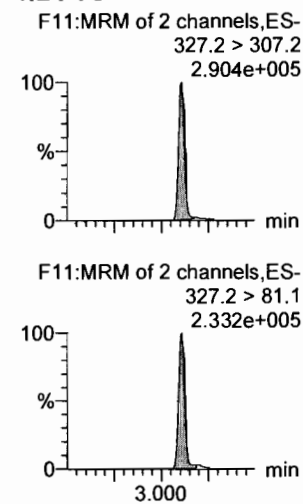
**PFPeA**



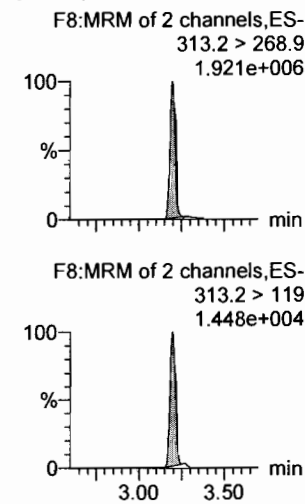
**PFBS**



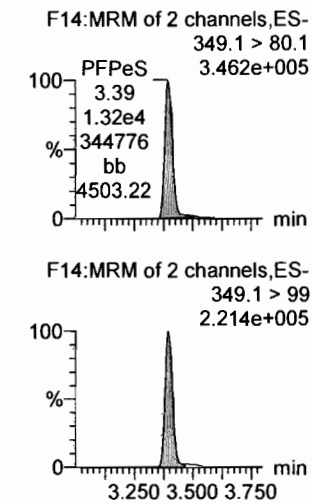
**4:2 FTS**



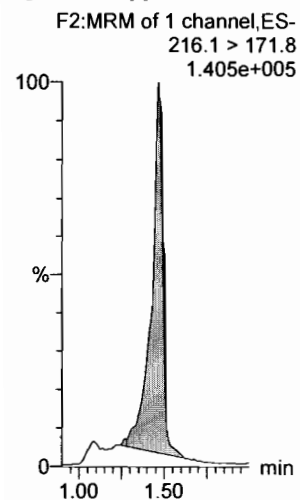
**PFHxA**



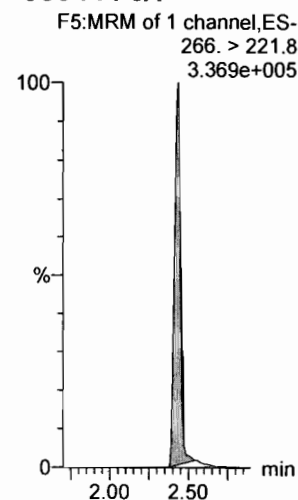
**PFPeS**



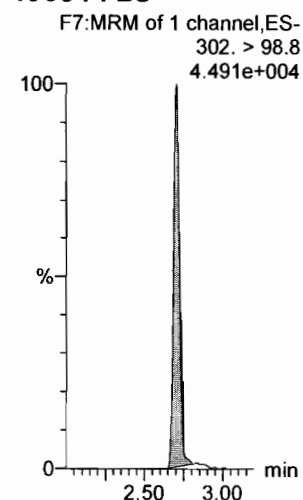
**13C3-PFBA**



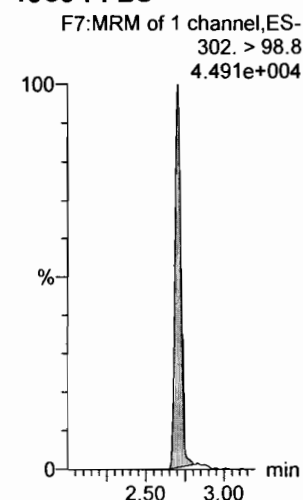
**13C3-PFPeA**



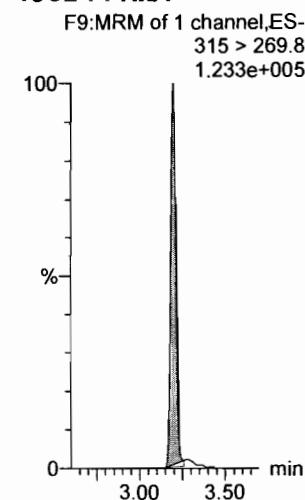
**13C3-PFBS**



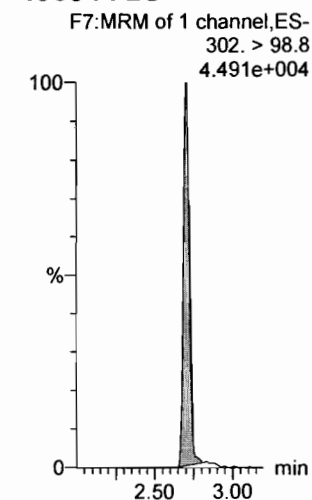
**13C3-PFBS**



**13C2-PFHxA**



**13C3-PFBS**

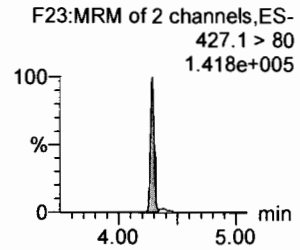
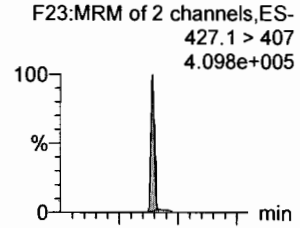


Dataset: Untitled

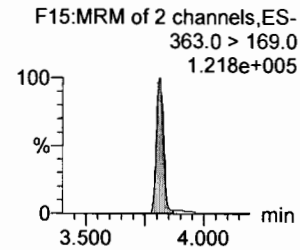
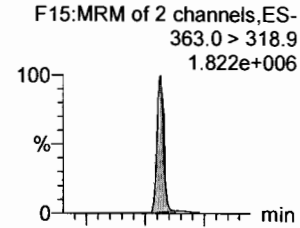
Last Altered: Thursday, March 01, 2018 12:45:16 Pacific Standard Time  
Printed: Thursday, March 01, 2018 12:45:40 Pacific Standard Time

Name: 180228M1\_8, Date: 28-Feb-2018, Time: 21:53:43, ID: ST180228M1-7 PFC CS4 18B2318, Description: PFC CS4 18B2318

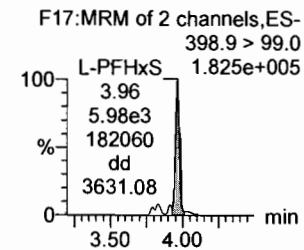
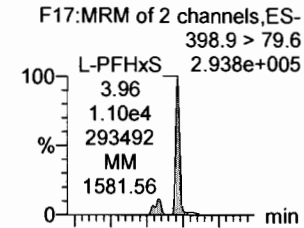
**6:2 FTS**



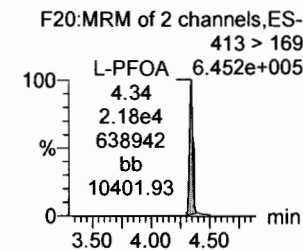
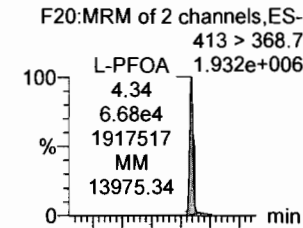
**PFHpA**



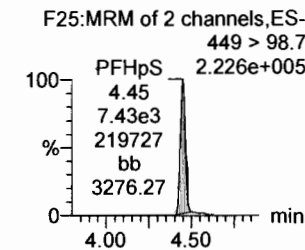
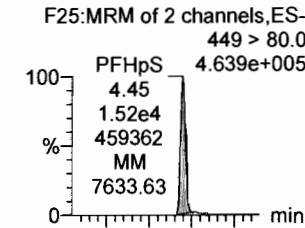
**L-PFHxS**



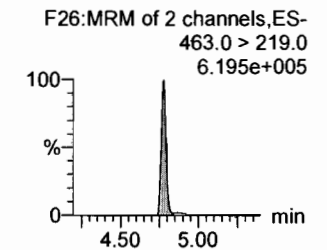
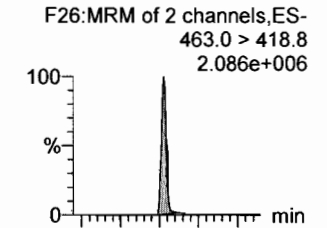
**L-PFOA**



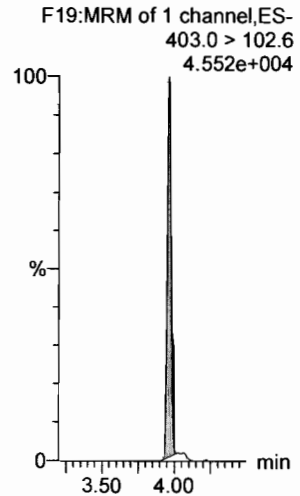
**PFHpS**



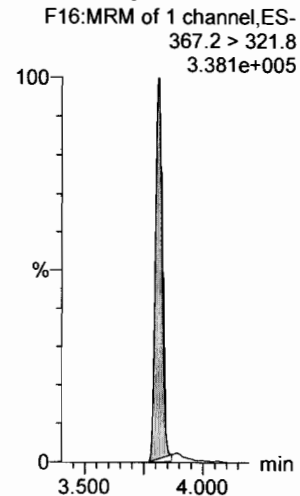
**PFNA**



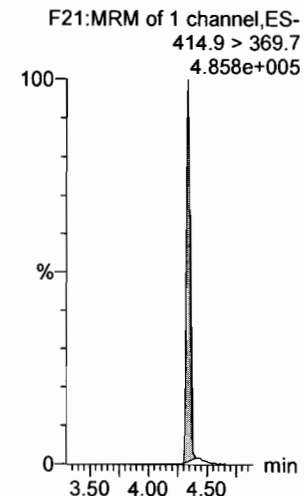
**18O2-PFHxS**



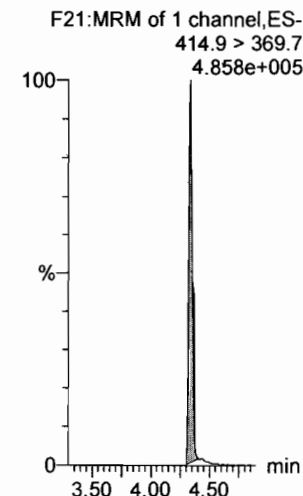
**13C4-PFHpA**



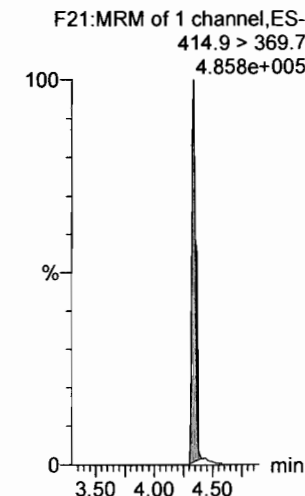
**13C2-PFOA**



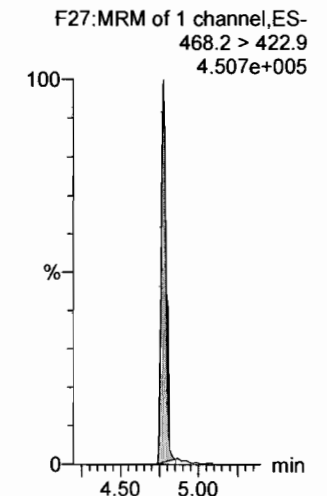
**13C2-PFOA**



**13C2-PFOA**



**13C5-PFNA**





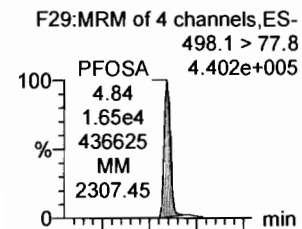
Dataset: Untitled

Last Altered: Thursday, March 01, 2018 12:45:16 Pacific Standard Time

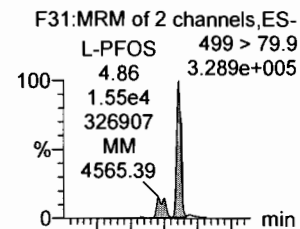
Printed: Thursday, March 01, 2018 12:45:40 Pacific Standard Time

Name: 180228M1\_8, Date: 28-Feb-2018, Time: 21:53:43, ID: ST180228M1-7 PFC CS4 18B2318, Description: PFC CS4 18B2318

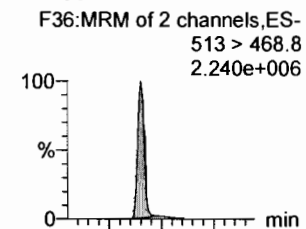
**PFOSA**



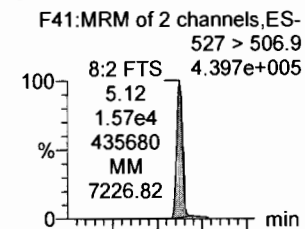
**L-PFOS**



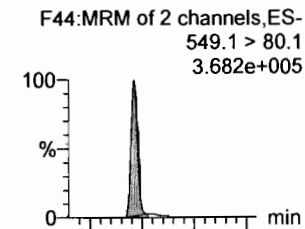
**PFDA**



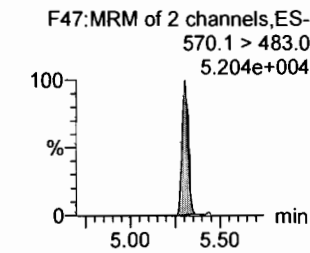
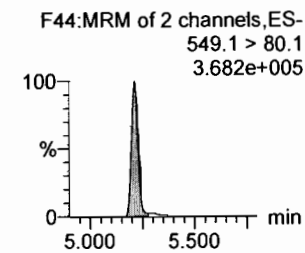
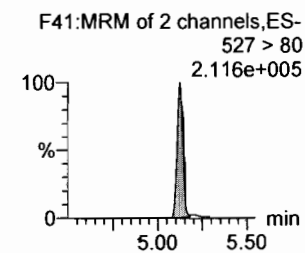
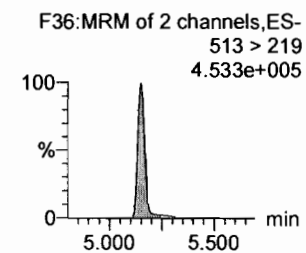
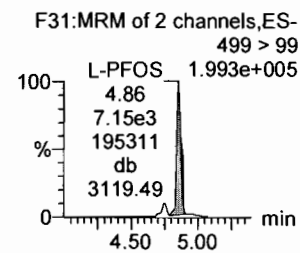
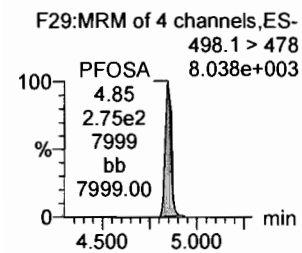
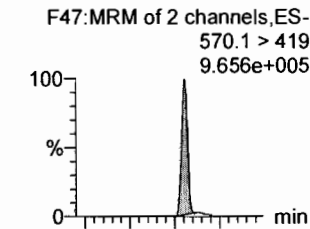
**8:2 FTS**



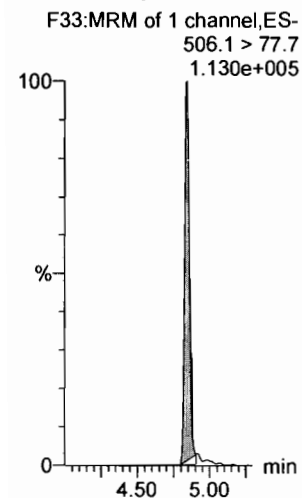
**PFNS**




**N-MeFOSAA**



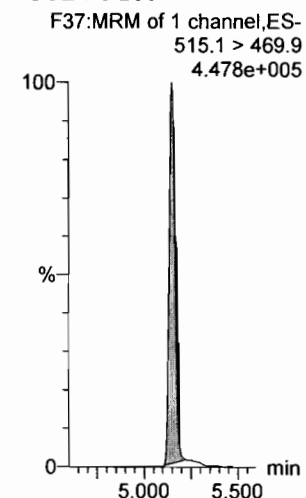
**13C8-PFOSA**



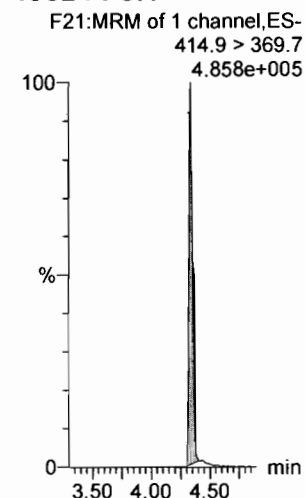
**13C8-PFOS**



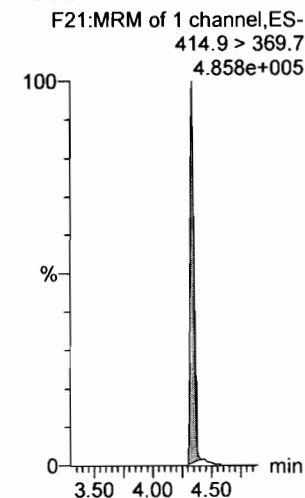
**13C2-PFDA**



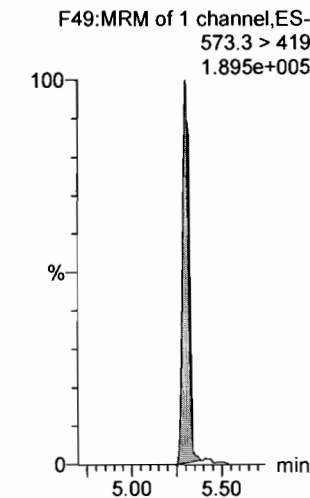
**13C2-PFOA**



**13C2-PFOA**



**d3-N-MeFOSAA**



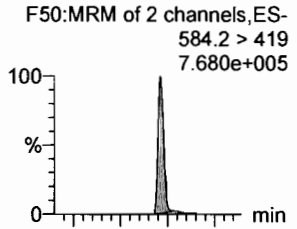
Dataset: Untitled

Last Altered: Thursday, March 01, 2018 12:45:16 Pacific Standard Time

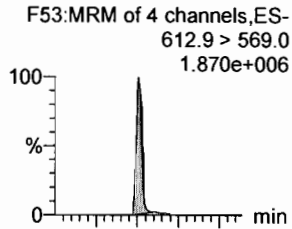
Printed: Thursday, March 01, 2018 12:45:40 Pacific Standard Time

Name: 180228M1\_8, Date: 28-Feb-2018, Time: 21:53:43, ID: ST180228M1-7 PFC CS4 18B2318, Description: PFC CS4 18B2318

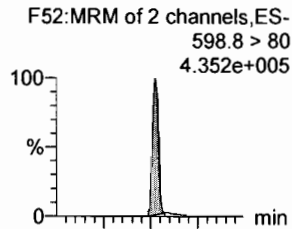
**N-EtFOSAA**



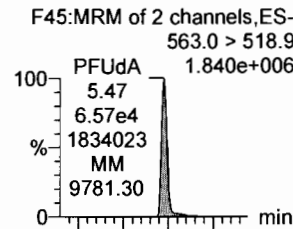
**PFDoA**



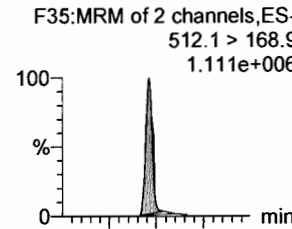
**PFDS**



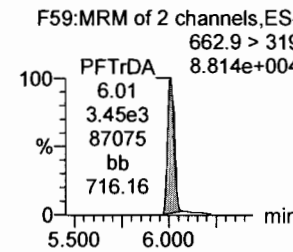
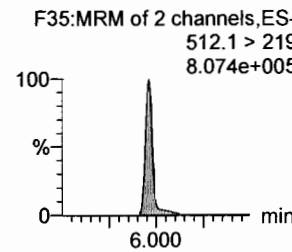
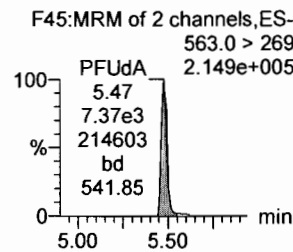
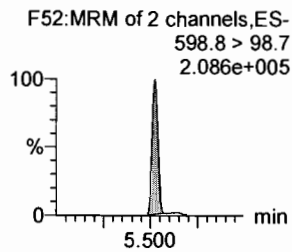
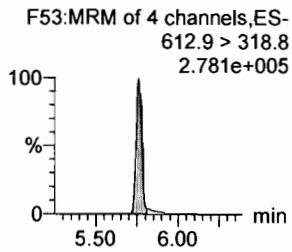
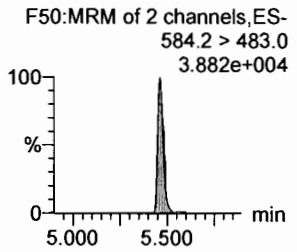
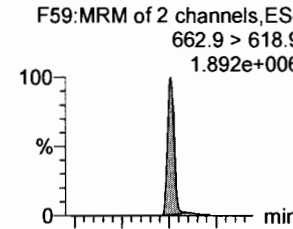
**PFUdA**



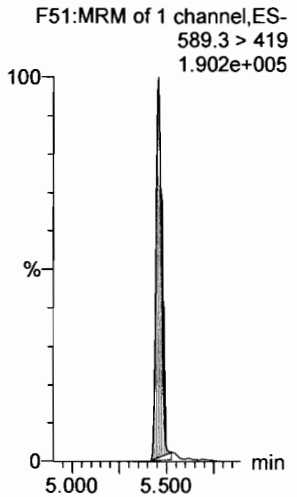
**N-MeFOSA**



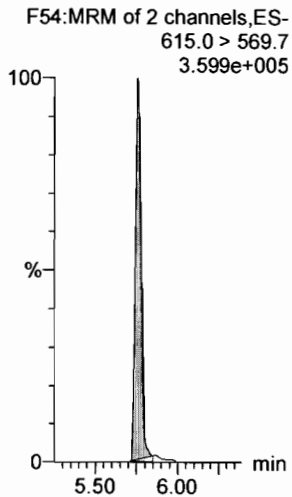
**PFTrDA**



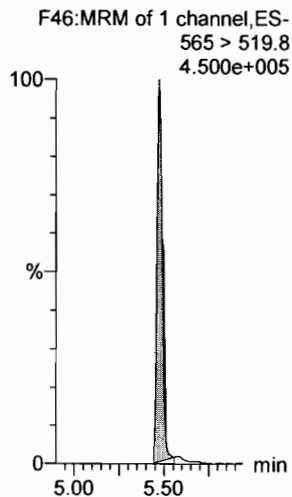
**d5-N-EtFOSAA**



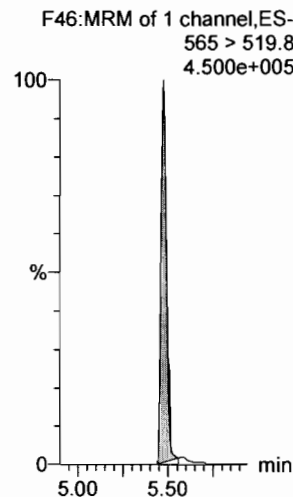
**13C2-PFDoA**



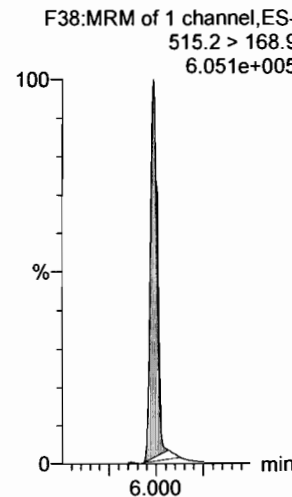
**13C2-PFUdA**



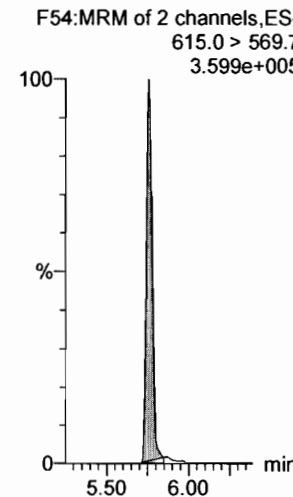
**13C2-PFUdA**



**d3-N-MeFOSA**



**13C2-PFDoA**

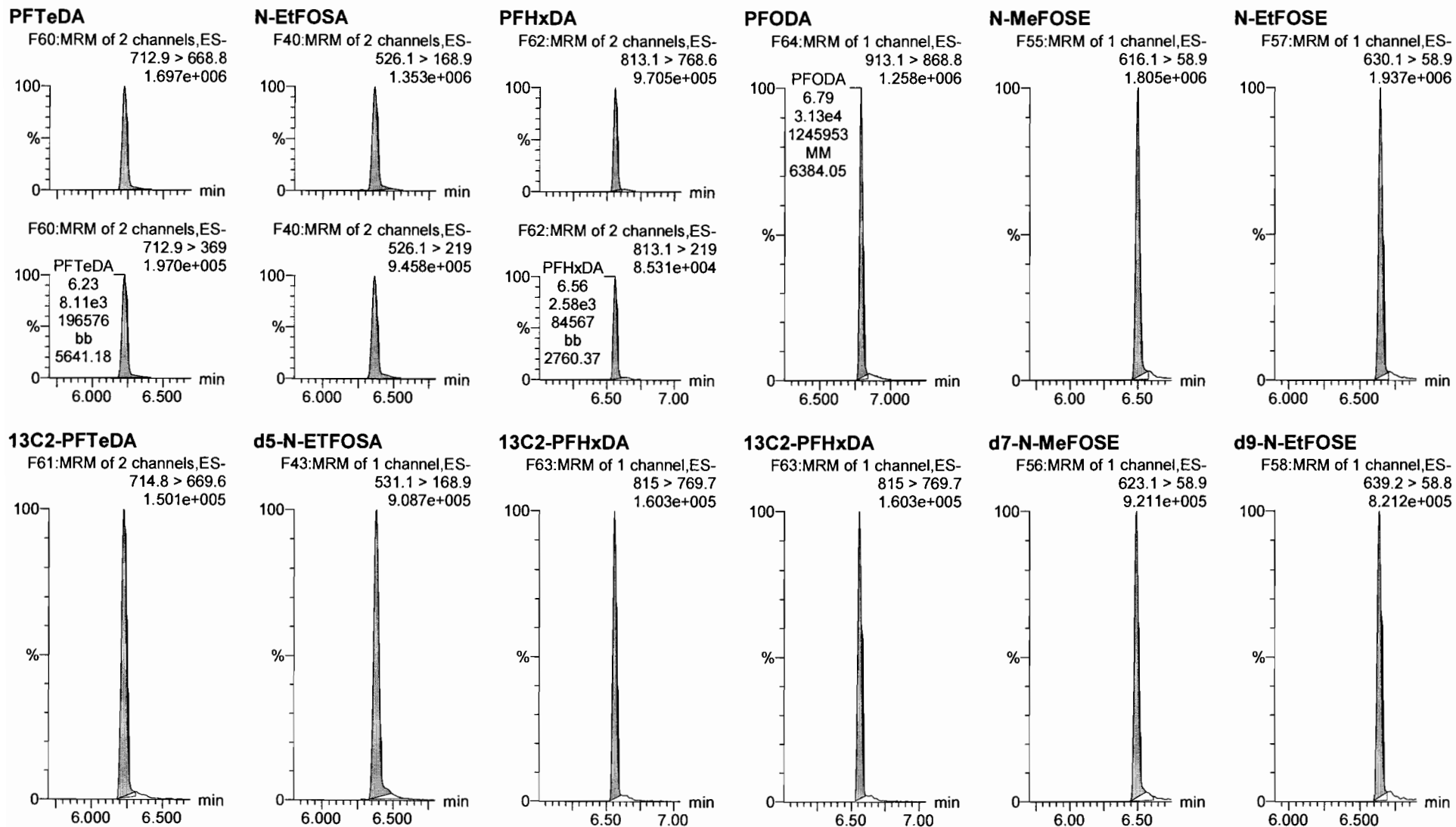


Dataset: Untitled

Last Altered: Thursday, March 01, 2018 12:45:16 Pacific Standard Time

Printed: Thursday, March 01, 2018 12:45:40 Pacific Standard Time

Name: 180228M1\_8, Date: 28-Feb-2018, Time: 21:53:43, ID: ST180228M1-7 PFC CS4 18B2318, Description: PFC CS4 18B2318



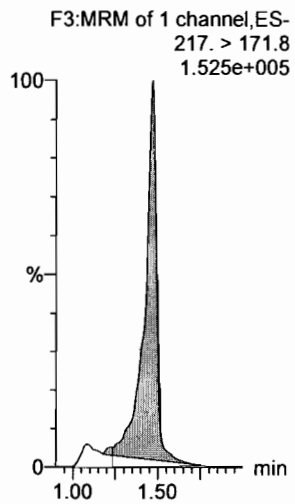
Dataset: Untitled

Last Altered: Thursday, March 01, 2018 12:45:16 Pacific Standard Time

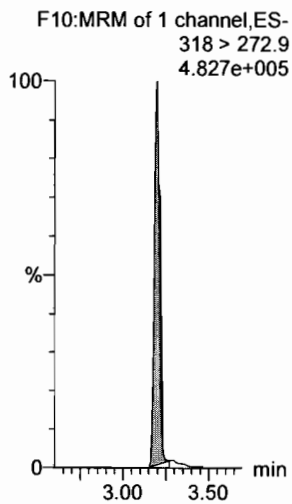
Printed: Thursday, March 01, 2018 12:45:40 Pacific Standard Time

Name: 180228M1\_8, Date: 28-Feb-2018, Time: 21:53:43, ID: ST180228M1-7 PFC CS4 18B2318, Description: PFC CS4 18B2318

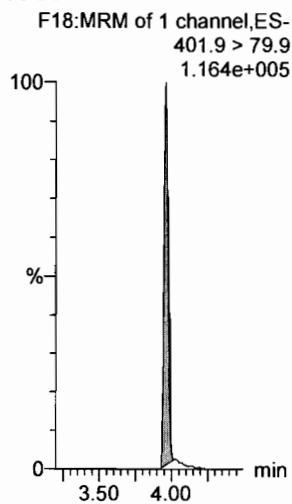
**13C4-PFBA**



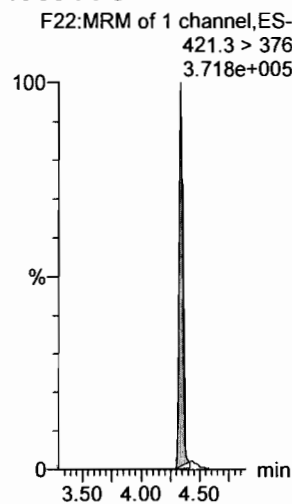
**13C5-PFHxA**



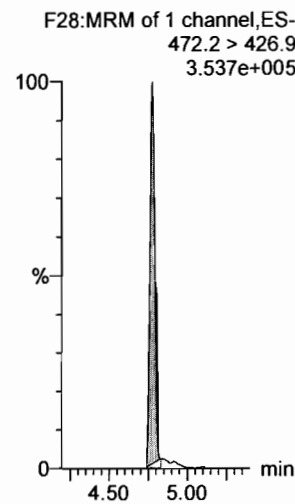
**13C3-PFHxS**



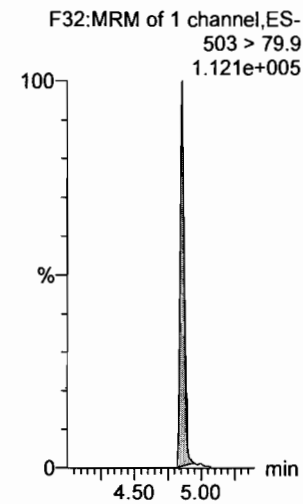
**13C8-PFOA**



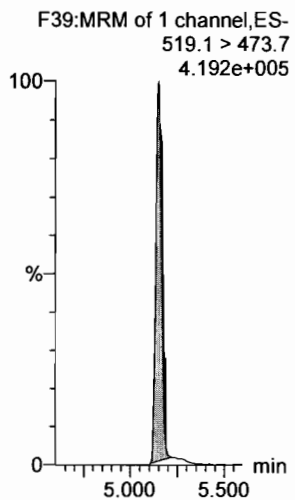
**13C9-PFNA**



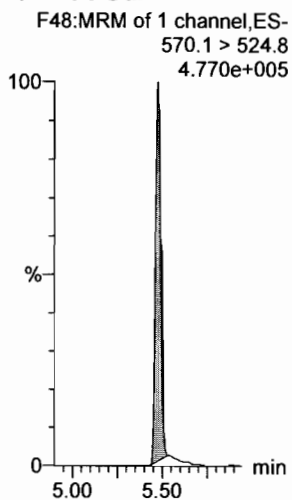
**13C4-PFOS**



**13C6-PFDA**



**13C7-PFUdA**



Dataset: Untitled

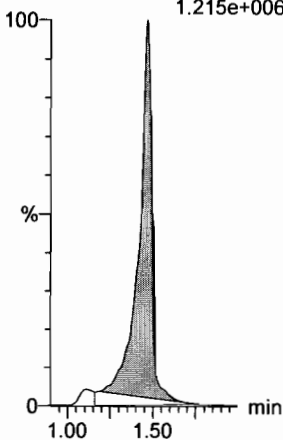
Last Altered: Thursday, March 01, 2018 12:45:16 Pacific Standard Time

Printed: Thursday, March 01, 2018 12:45:40 Pacific Standard Time

Name: 180228M1\_9, Date: 28-Feb-2018, Time: 22:05:09, ID: ST180228M1-8 PFC CS5 18B2319, Description: PFC CS5 18B2319

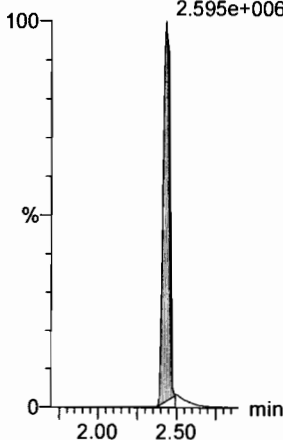
**PFBA**

F1:MRM of 1 channel,ES-  
213.0 > 168.8  
1.215e+006



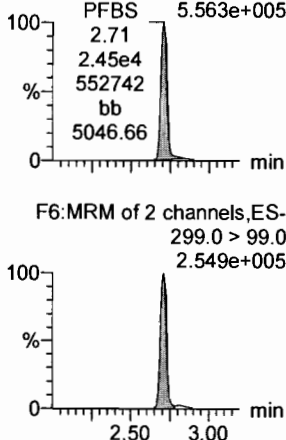
**PFPeA**

F4:MRM of 1 channel,ES-  
263.1 > 218.9  
2.595e+006



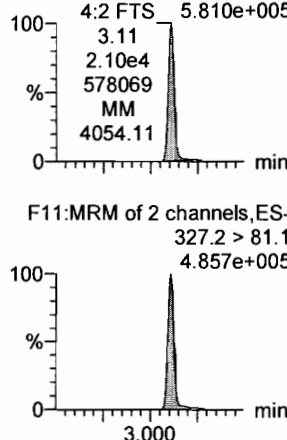
**PFBS**

F6:MRM of 2 channels,ES-  
299.0 > 79.7  
5.563e+005



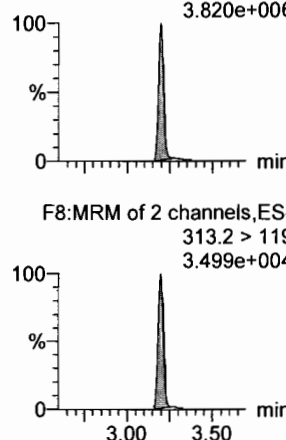
**4:2 FTS**

F11:MRM of 2 channels,ES-  
327.2 > 307.2  
5.810e+005



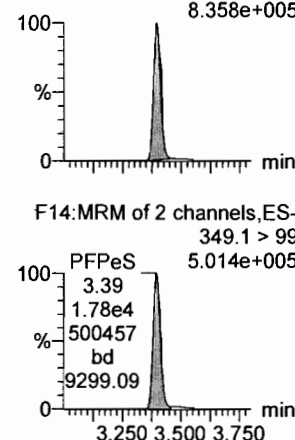
**PFHxA**

F8:MRM of 2 channels,ES-  
313.2 > 268.9  
3.820e+006



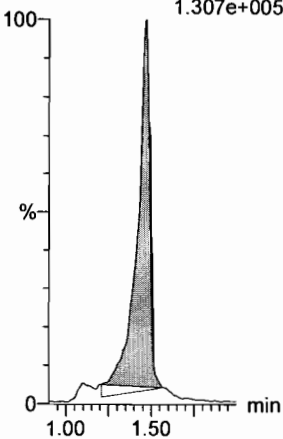
**PFPeS**

F14:MRM of 2 channels,ES-  
349.1 > 80.1  
8.358e+005



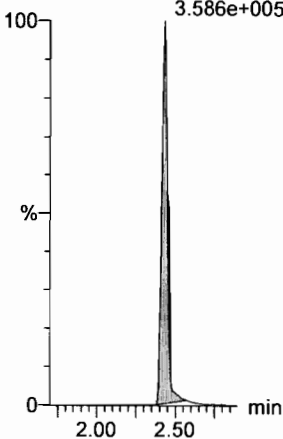
**13C3-PFBA**

F2:MRM of 1 channel,ES-  
216.1 > 171.8  
1.307e+005



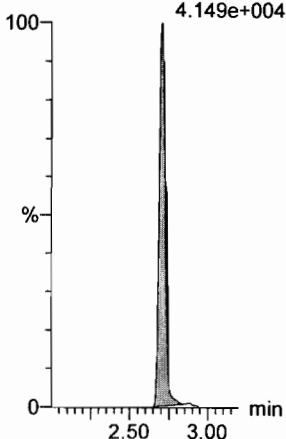
**13C3-PFPeA**

F5:MRM of 1 channel,ES-  
266. > 221.8  
3.586e+005



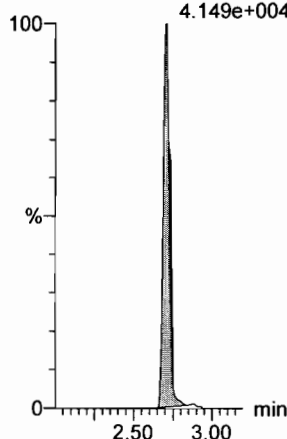
**13C3-PFBS**

F7:MRM of 1 channel,ES-  
302. > 98.8  
4.149e+004



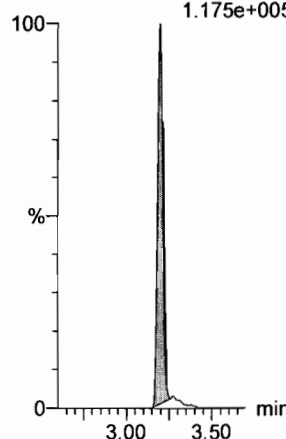
**13C3-PFBS**

F7:MRM of 1 channel,ES-  
302. > 98.8  
4.149e+004



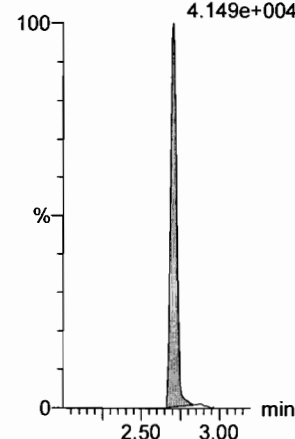
**13C2-PFHxA**

F9:MRM of 1 channel,ES-  
315 > 269.8  
1.175e+005



**13C3-PFBS**

F7:MRM of 1 channel,ES-  
302. > 98.8  
4.149e+004



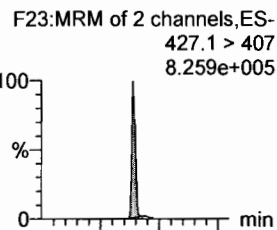
Dataset: Untitled

Last Altered: Thursday, March 01, 2018 12:45:16 Pacific Standard Time

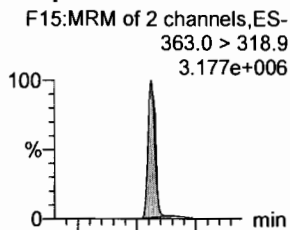
Printed: Thursday, March 01, 2018 12:45:40 Pacific Standard Time

Name: 180228M1\_9, Date: 28-Feb-2018, Time: 22:05:09, ID: ST180228M1-8 PFC CS5 18B2319, Description: PFC CS5 18B2319

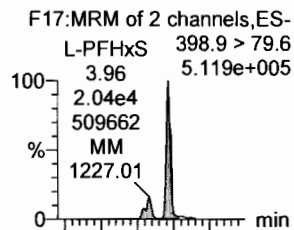
**6:2 FTS**



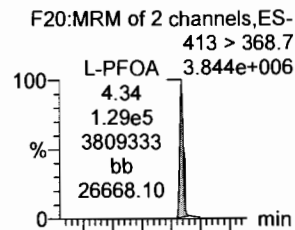
**PFHpA**



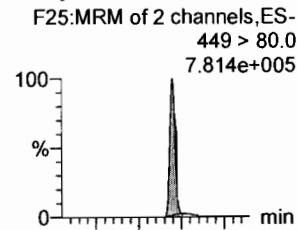
**L-PFHxS**



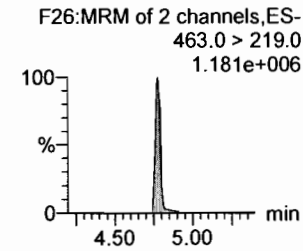
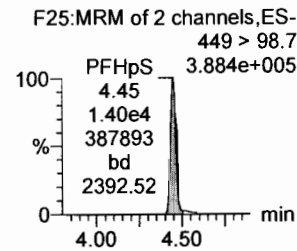
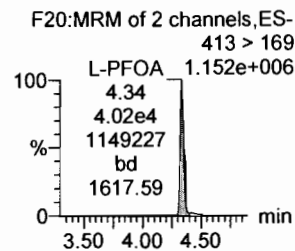
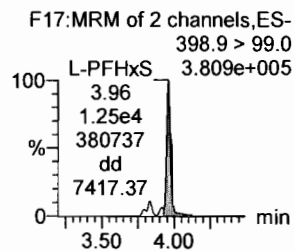
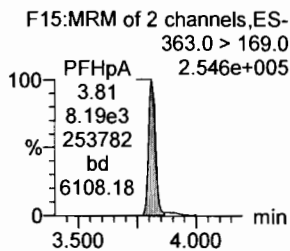
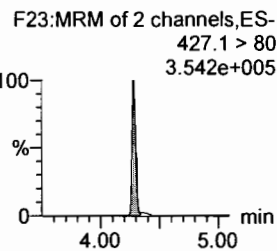
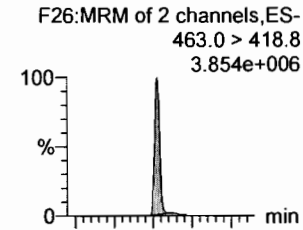
**L-PFOA**



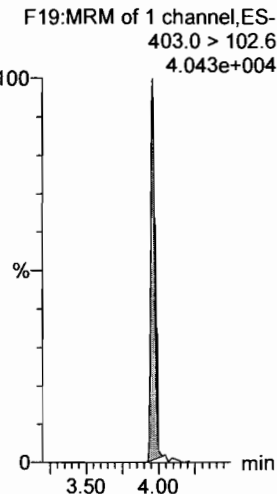
**PFHpS**



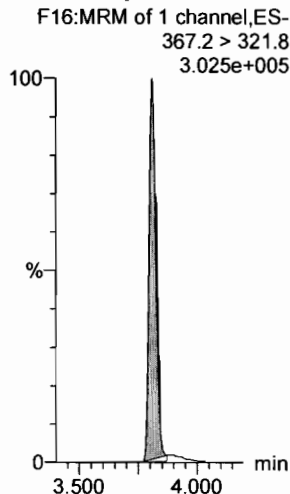
**PFNA**



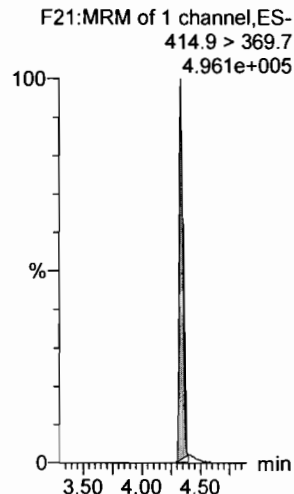
**1802-PFHxS**



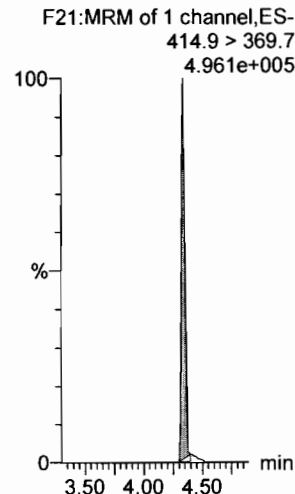
**13C4-PFHpA**



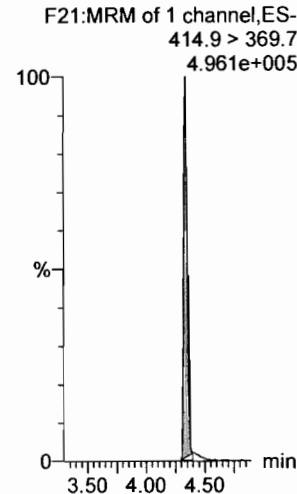
**13C2-PFOA**



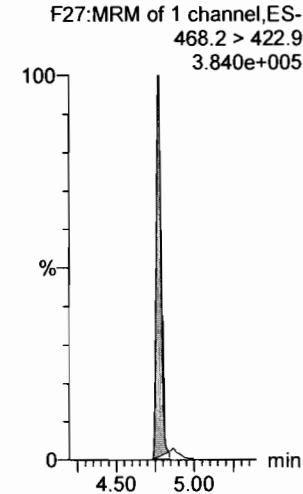
**13C2-PFOA**



**13C2-PFOA**



**13C5-PFNA**



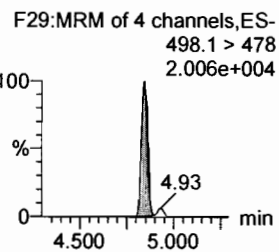
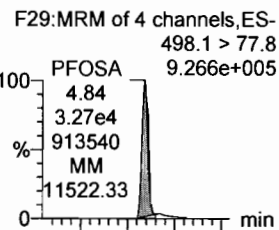
Dataset: Untitled

Last Altered: Thursday, March 01, 2018 12:45:16 Pacific Standard Time

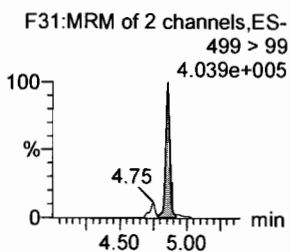
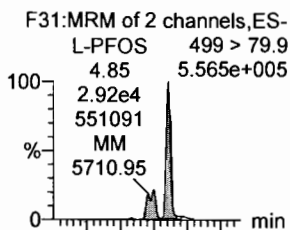
Printed: Thursday, March 01, 2018 12:45:40 Pacific Standard Time

Name: 180228M1\_9, Date: 28-Feb-2018, Time: 22:05:09, ID: ST180228M1-8 PFC CS5 18B2319, Description: PFC CS5 18B2319

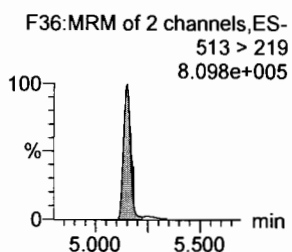
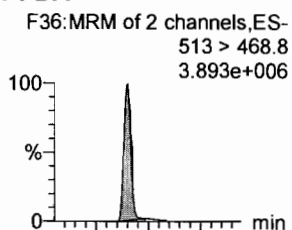
**PFOSA**



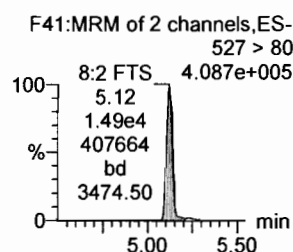
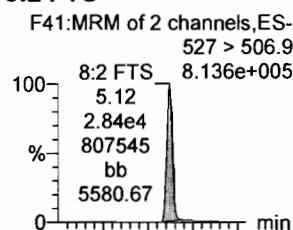
**L-PFOS**



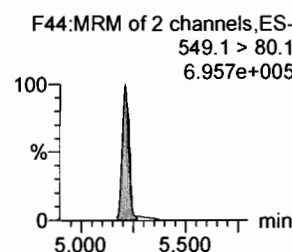
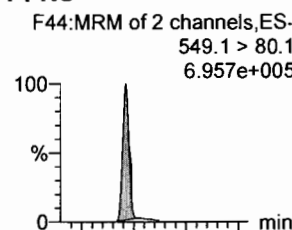
**PFDA**



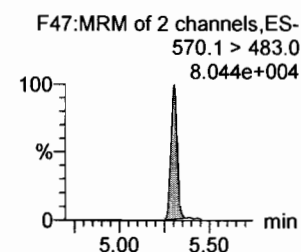
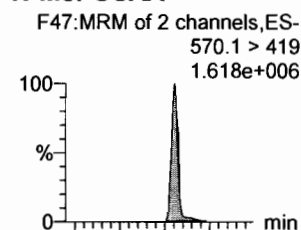
**8:2 FTS**



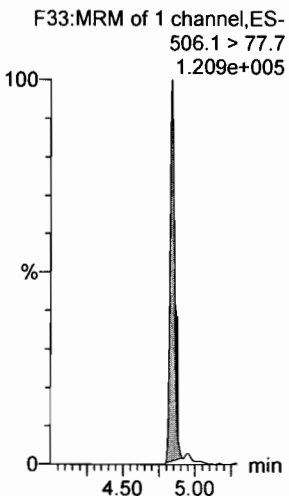
**PFNS**



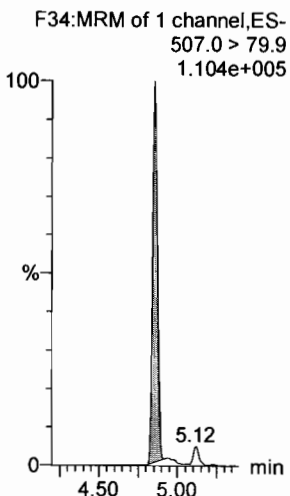
**N-MeFOSAA**



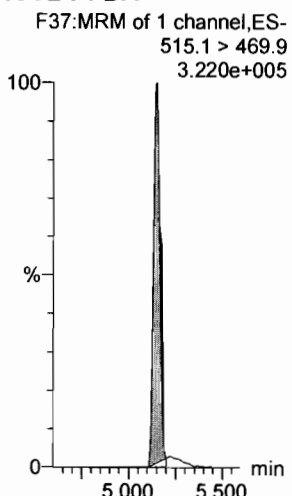
**13C8-PFOSA**



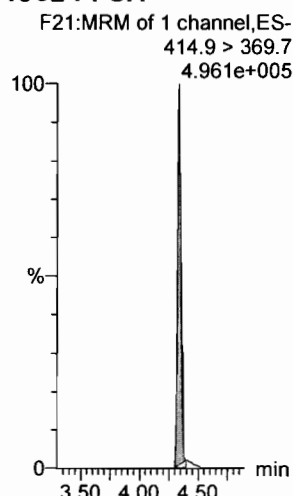
**13C8-PFOS**



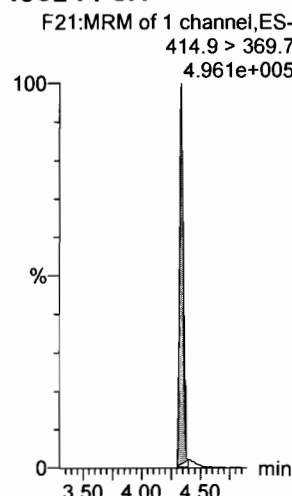
**13C2-PFDA**



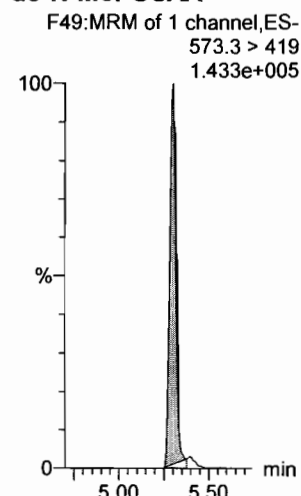
**13C2-PFOA**



**13C2-PFOA**



**d3-N-MeFOSAA**

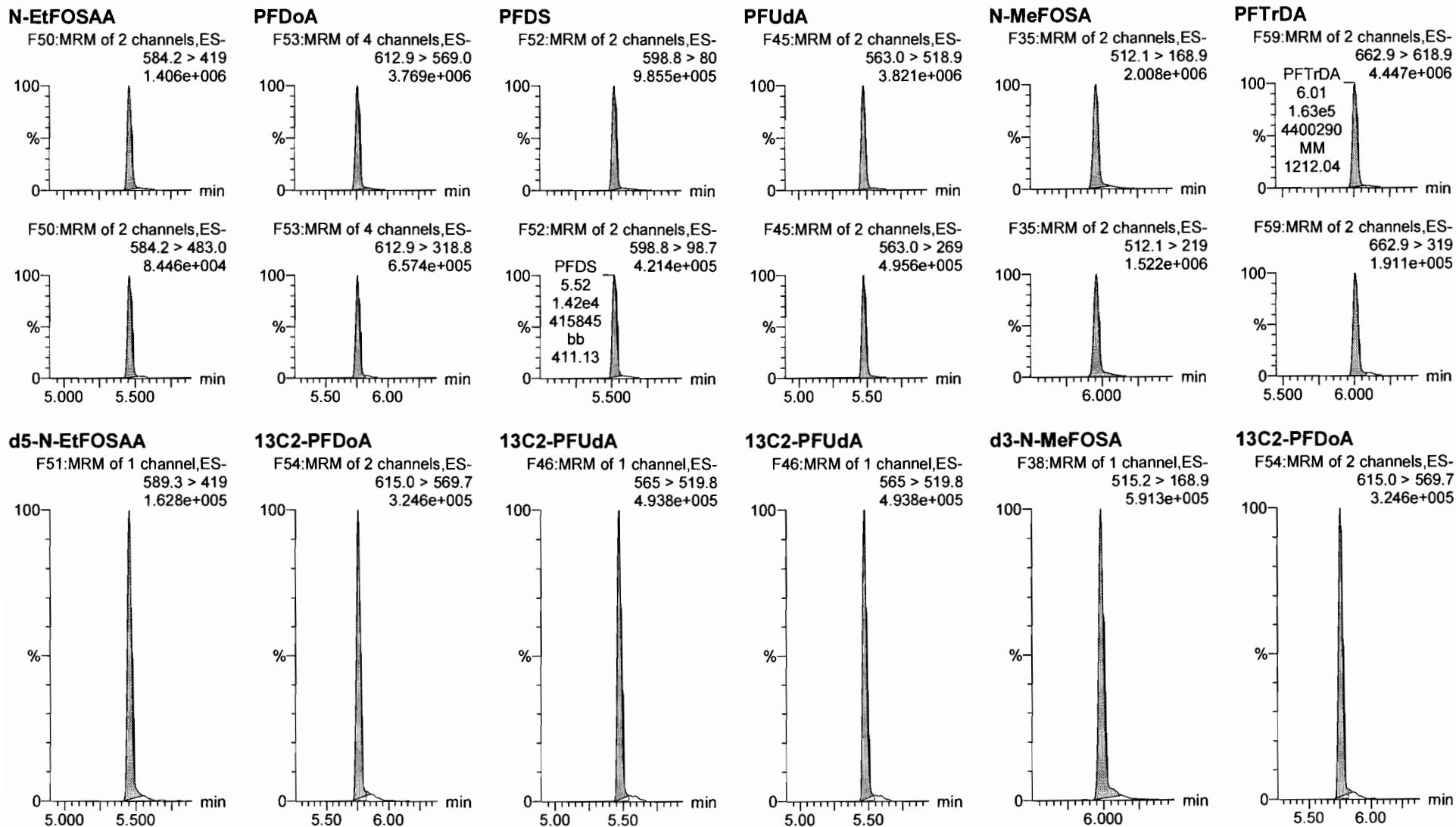


Dataset: Untitled

Last Altered: Thursday, March 01, 2018 12:45:16 Pacific Standard Time

Printed: Thursday, March 01, 2018 12:45:40 Pacific Standard Time

Name: 180228M1\_9, Date: 28-Feb-2018, Time: 22:05:09, ID: ST180228M1-8 PFC CS5 18B2319, Description: PFC CS5 18B2319



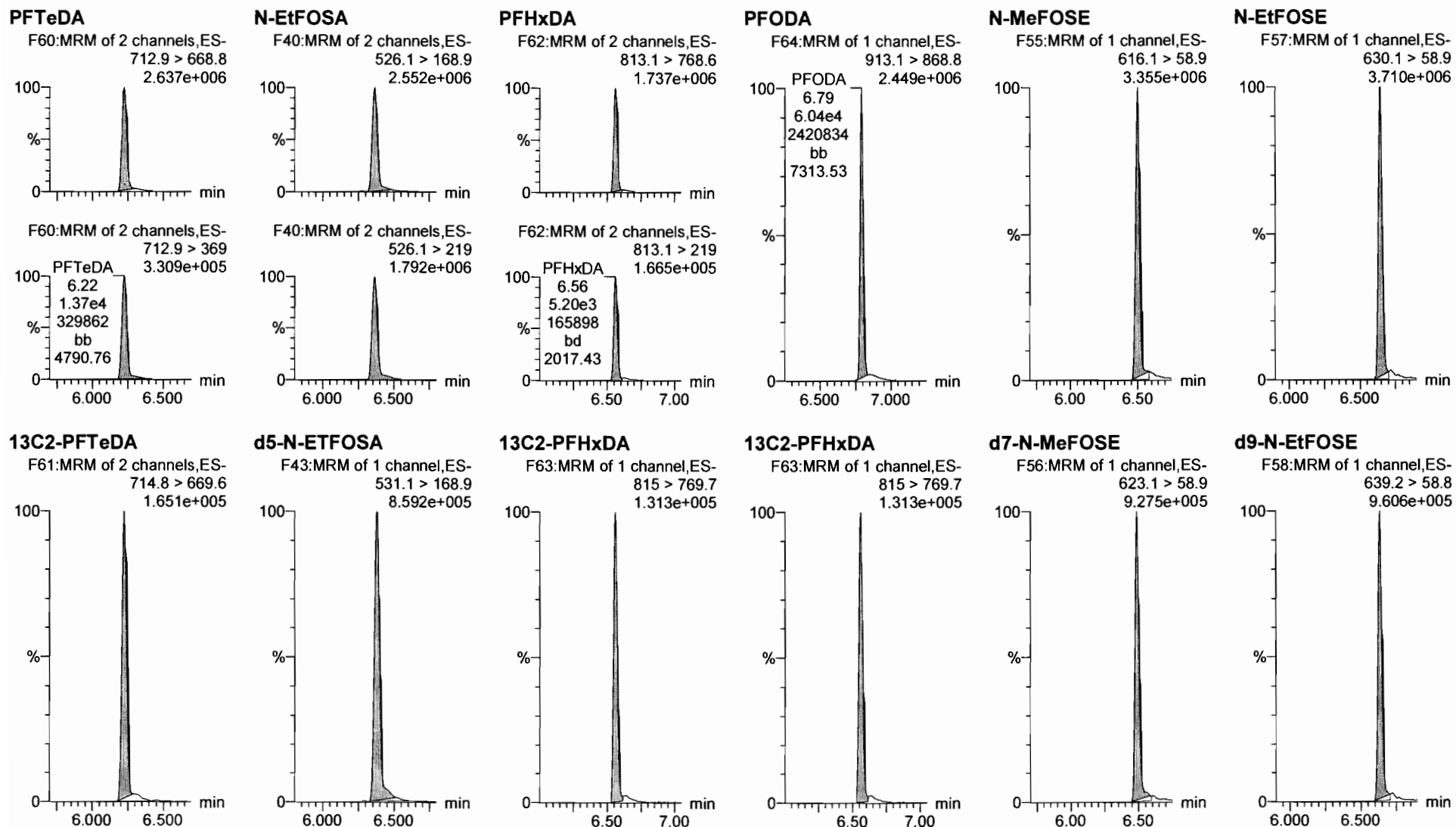


Dataset: Untitled

Last Altered: Thursday, March 01, 2018 12:45:16 Pacific Standard Time

Printed: Thursday, March 01, 2018 12:45:40 Pacific Standard Time

Name: 180228M1\_9, Date: 28-Feb-2018, Time: 22:05:09, ID: ST180228M1-8 PFC CS5 18B2319, Description: PFC CS5 18B2319

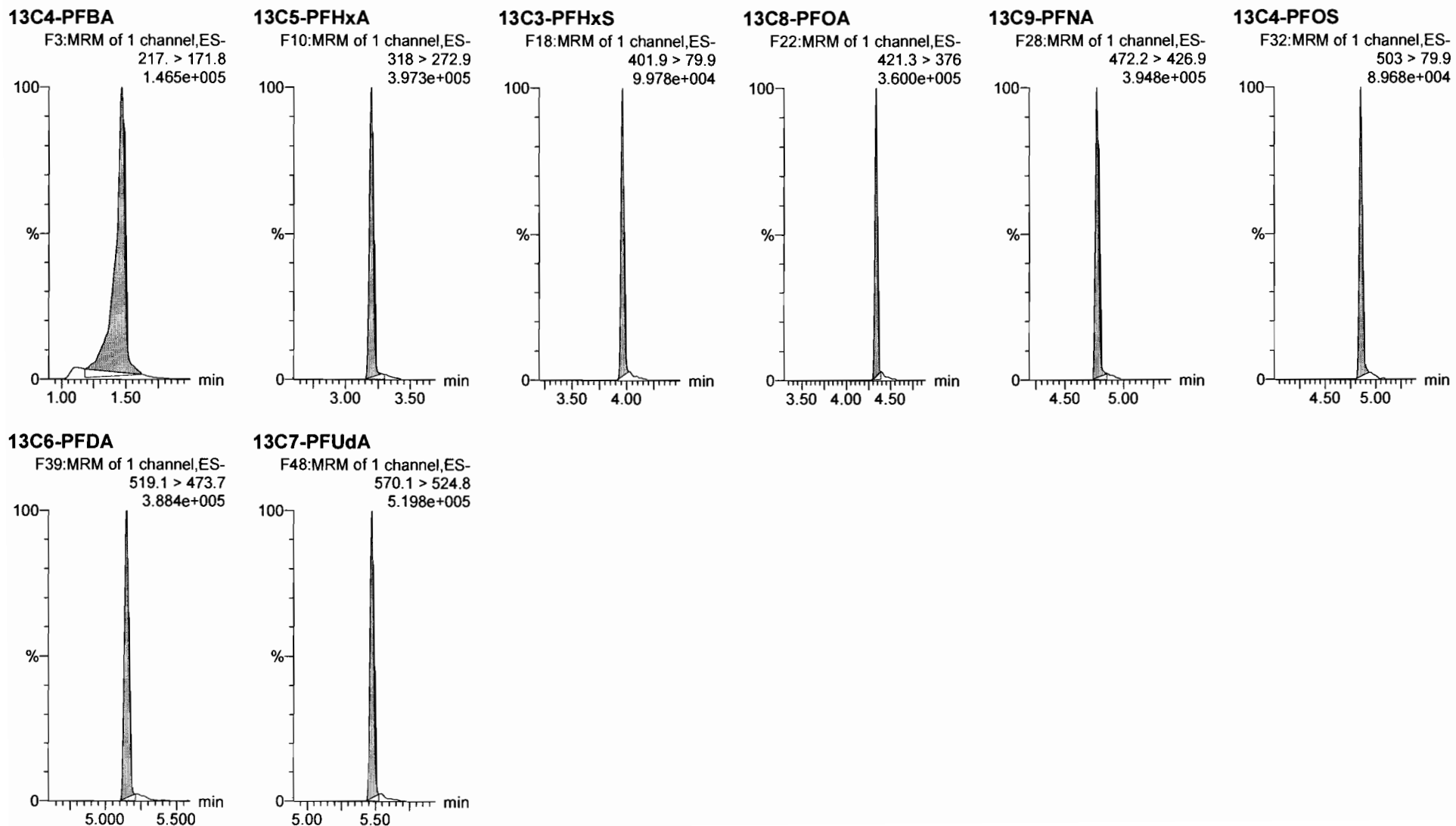


Dataset: Untitled

Last Altered: Thursday, March 01, 2018 12:45:16 Pacific Standard Time

Printed: Thursday, March 01, 2018 12:45:40 Pacific Standard Time

Name: 180228M1\_9, Date: 28-Feb-2018, Time: 22:05:09, ID: ST180228M1-8 PFC CS5 18B2319, Description: PFC CS5 18B2319



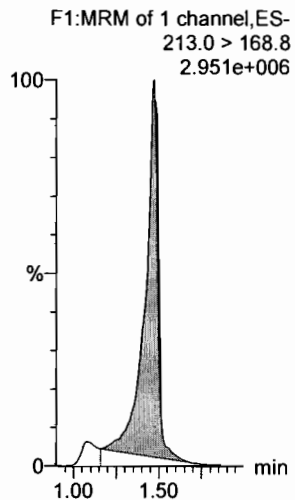
Dataset: Untitled

Last Altered: Thursday, March 01, 2018 12:45:16 Pacific Standard Time

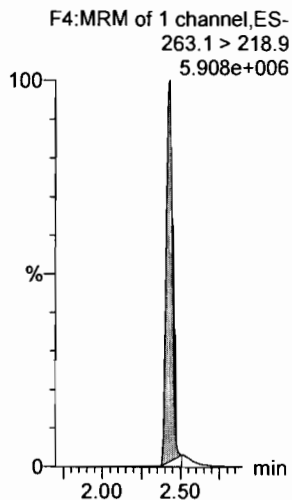
Printed: Thursday, March 01, 2018 12:45:40 Pacific Standard Time

Name: 180228M1\_10, Date: 28-Feb-2018, Time: 22:16:39, ID: ST180228M1-9 PFC CS6 18B2320, Description: PFC CS6 18B2320

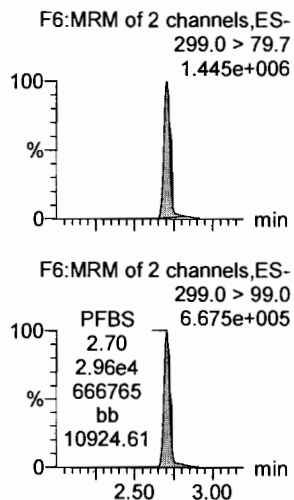
**PFBA**



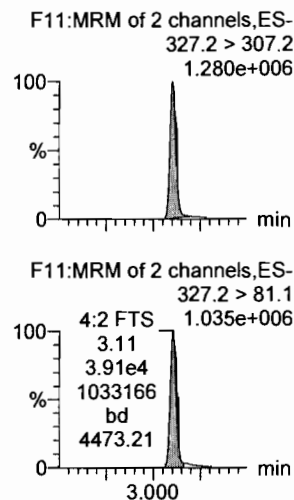
**PFPeA**



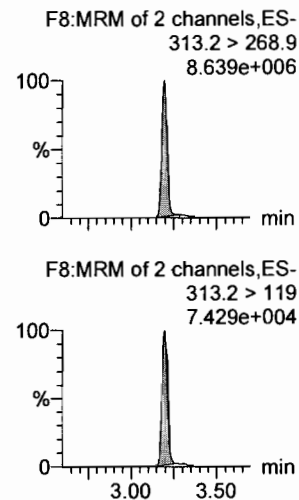
**PFBS**



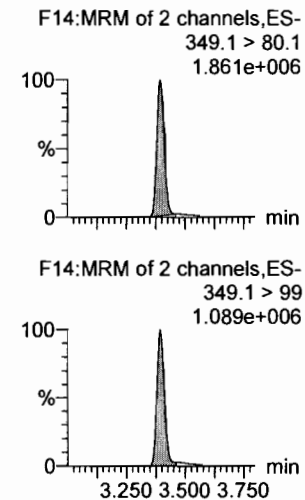
**4:2 FTS**



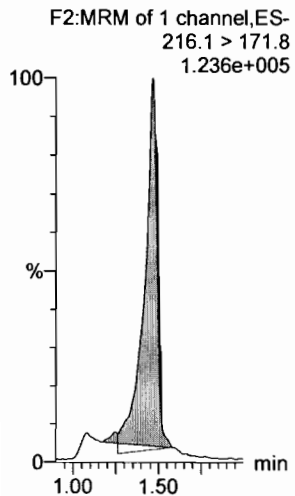
**PFHxA**



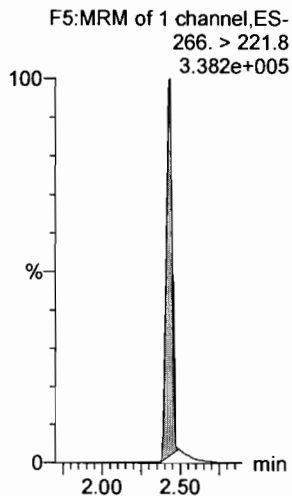
**PFPeS**



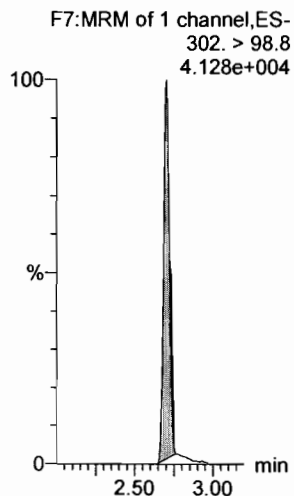
**13C3-PFBA**



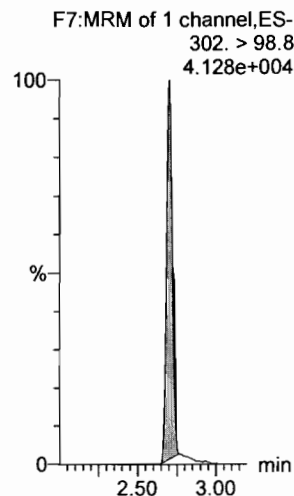
**13C3-PFPeA**



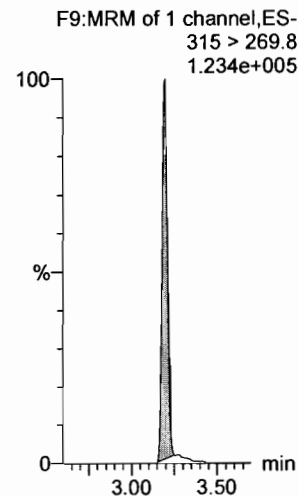
**13C3-PFBS**



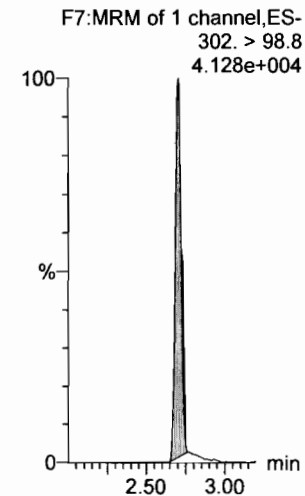
**13C3-PFBS**



**13C2-PFHxA**



**13C3-PFBS**



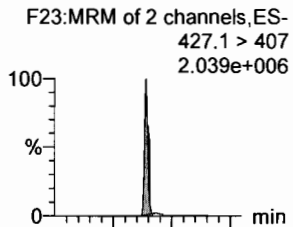
Dataset: Untitled

Last Altered: Thursday, March 01, 2018 12:45:16 Pacific Standard Time

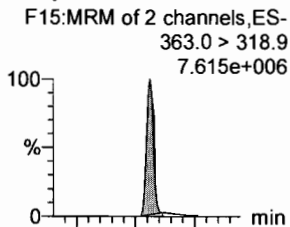
Printed: Thursday, March 01, 2018 12:45:40 Pacific Standard Time

Name: 180228M1\_10, Date: 28-Feb-2018, Time: 22:16:39, ID: ST180228M1-9 PFC CS6 18B2320, Description: PFC CS6 18B2320

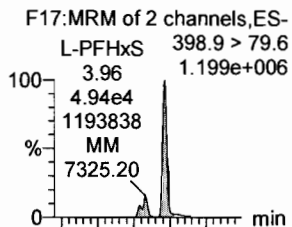
**6:2 FTS**



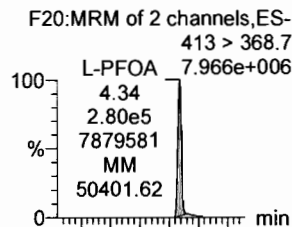
**PFHpA**



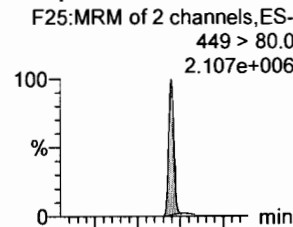
**L-PFHxS**



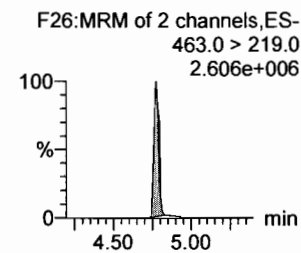
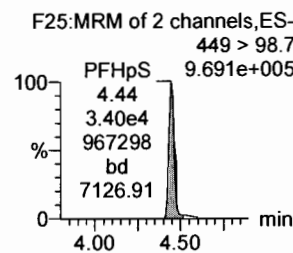
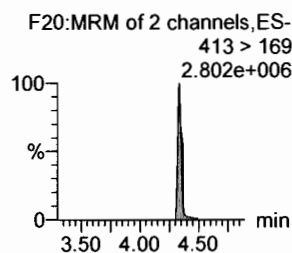
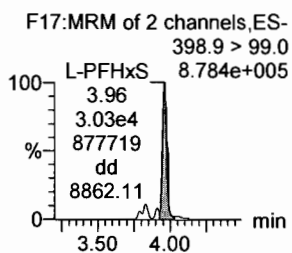
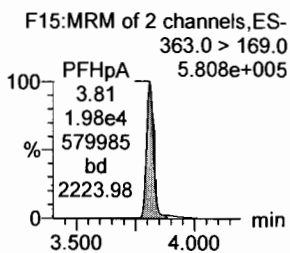
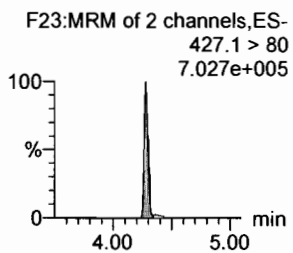
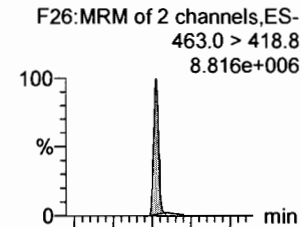
**L-PFOA**



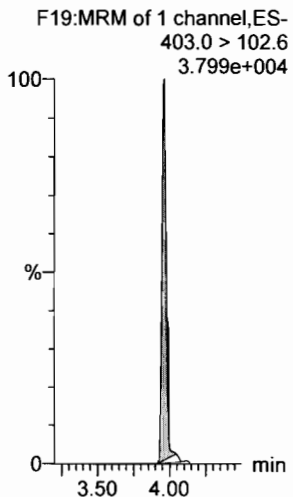
**PFHpS**



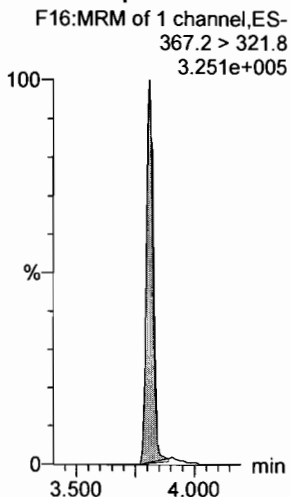
**PFNA**



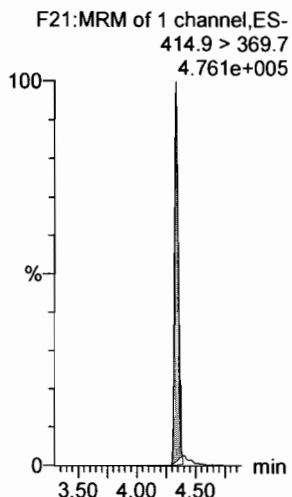
**1802-PFHxS**



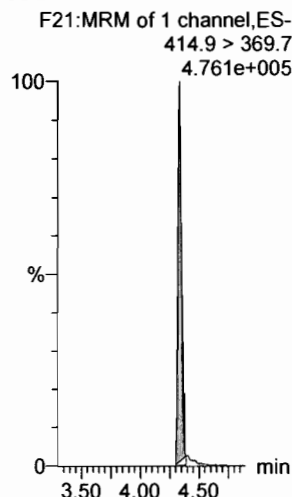
**13C4-PFHpA**



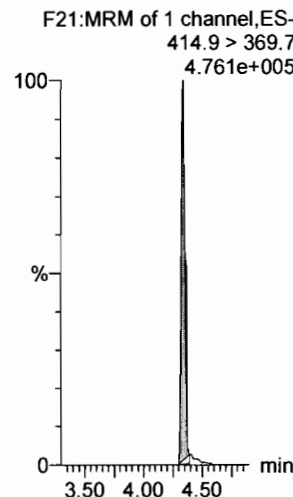
**13C2-PFOA**



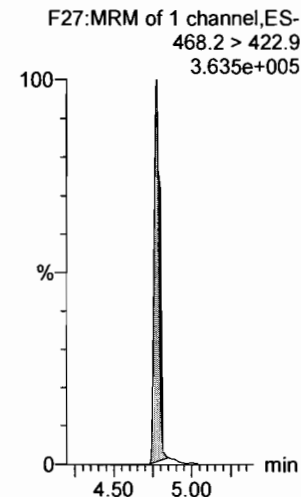
**13C2-PFOA**



**13C2-PFOA**



**13C5-PFNA**



Dataset: Untitled

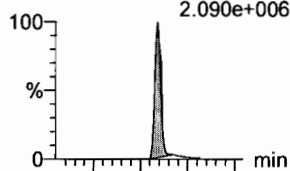
Last Altered: Thursday, March 01, 2018 12:45:16 Pacific Standard Time

Printed: Thursday, March 01, 2018 12:45:40 Pacific Standard Time

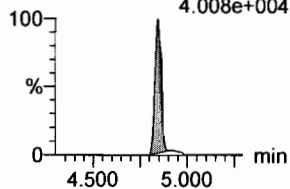
Name: 180228M1\_10, Date: 28-Feb-2018, Time: 22:16:39, ID: ST180228M1-9 PFC CS6 18B2320, Description: PFC CS6 18B2320

**PFOSA**

F29:MRM of 4 channels,ES-  
498.1 > 77.8  
2.090e+006

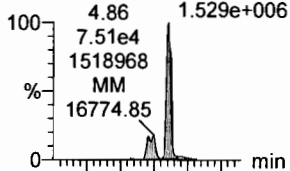


F29:MRM of 4 channels,ES-  
498.1 > 478  
4.008e+004

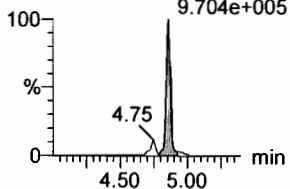


**L-PFOS**

F31:MRM of 2 channels,ES-  
L-PFOS 499 > 79.9  
4.86 1.529e+006  
7.51e4  
1518968  
MM  
16774.85

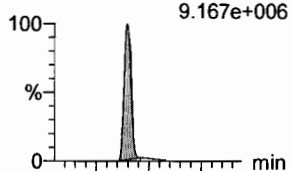


F31:MRM of 2 channels,ES-  
499 > 99  
9.704e+005

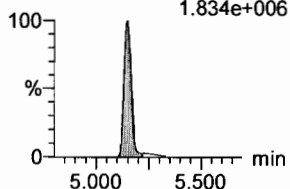


**PFDA**

F36:MRM of 2 channels,ES-  
513 > 468.8  
9.167e+006

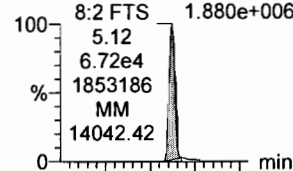


F36:MRM of 2 channels,ES-  
513 > 219  
1.834e+006

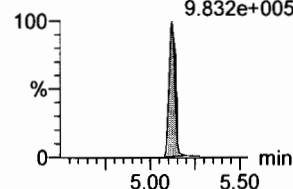


**8:2 FTS**

F41:MRM of 2 channels,ES-  
527 > 506.9  
1.880e+006

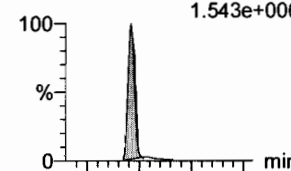


F41:MRM of 2 channels,ES-  
527 > 80  
9.832e+005

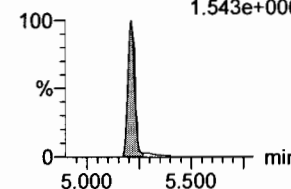


**PFNS**

F44:MRM of 2 channels,ES-  
549.1 > 80.1  
1.543e+006

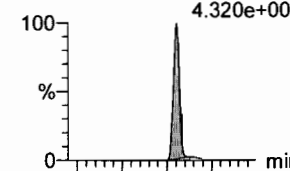


F44:MRM of 2 channels,ES-  
549.1 > 80.1  
1.543e+006

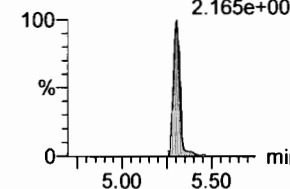


**N-MeFOSAA**

F47:MRM of 2 channels,ES-  
570.1 > 419  
4.320e+006

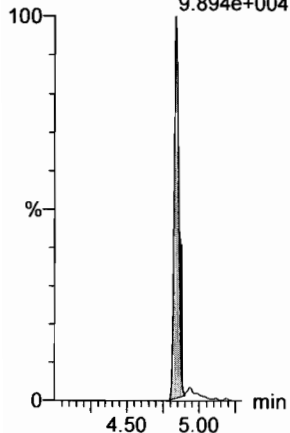


F47:MRM of 2 channels,ES-  
570.1 > 483.0  
2.165e+005




**13C8-PFOSA**

F33:MRM of 1 channel,ES-  
506.1 > 77.7  
9.894e+004



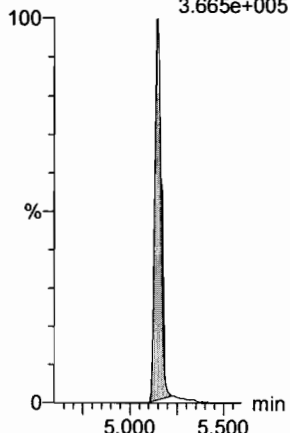
**13C8-PFOS**

F34:MRM of 1 channel,ES-  
507.0 > 79.9  
9.696e+004



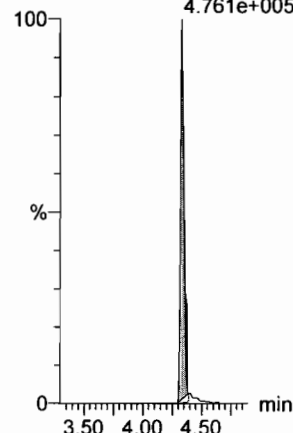
**13C2-PFDA**

F37:MRM of 1 channel,ES-  
515.1 > 469.9  
3.665e+005



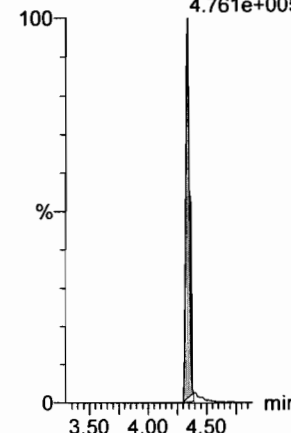
**13C2-PFOA**

F21:MRM of 1 channel,ES-  
414.9 > 369.7  
4.761e+005



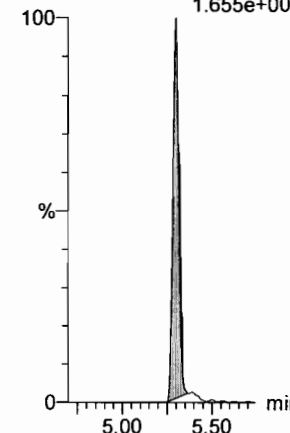
**13C2-PFOA**

F21:MRM of 1 channel,ES-  
414.9 > 369.7  
4.761e+005



**d3-N-MeFOSAA**

F49:MRM of 1 channel,ES-  
573.3 > 419  
1.655e+005

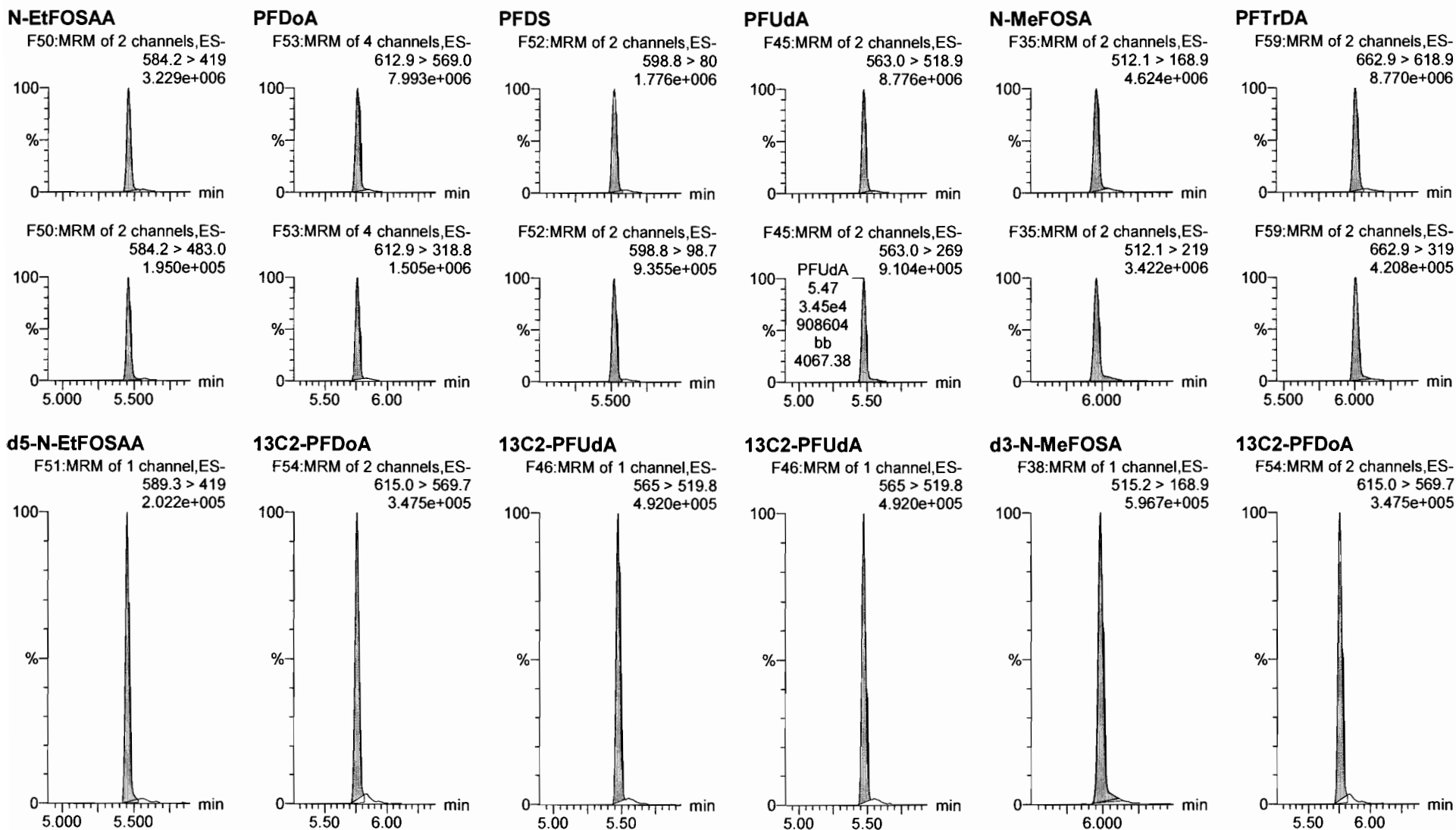


Dataset: Untitled

Last Altered: Thursday, March 01, 2018 12:45:16 Pacific Standard Time

Printed: Thursday, March 01, 2018 12:45:40 Pacific Standard Time

Name: 180228M1\_10, Date: 28-Feb-2018, Time: 22:16:39, ID: ST180228M1-9 PFC CS6 18B2320, Description: PFC CS6 18B2320

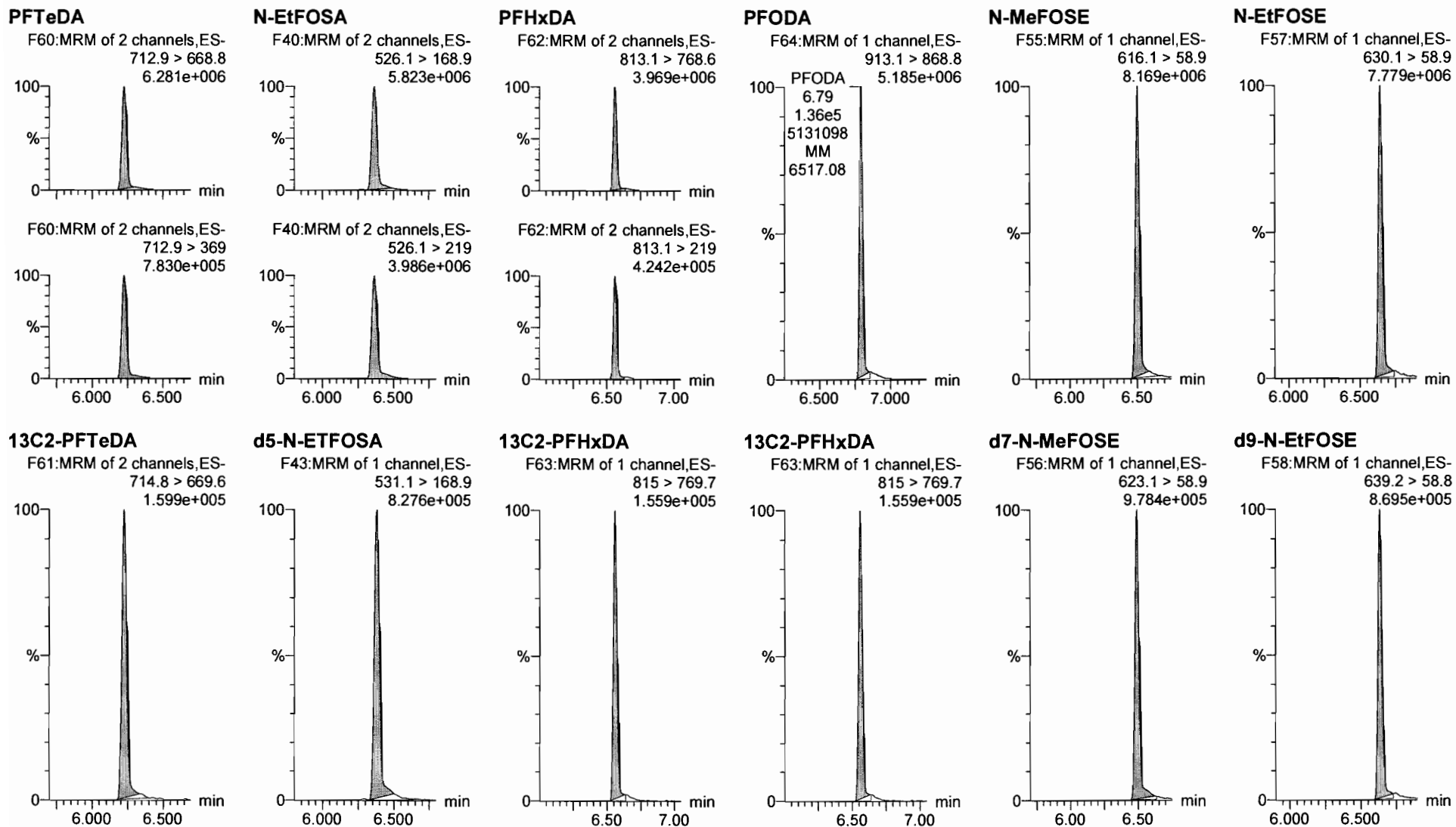


Dataset: Untitled

Last Altered: Thursday, March 01, 2018 12:45:16 Pacific Standard Time

Printed: Thursday, March 01, 2018 12:45:40 Pacific Standard Time

Name: 180228M1\_10, Date: 28-Feb-2018, Time: 22:16:39, ID: ST180228M1-9 PFC CS6 18B2320, Description: PFC CS6 18B2320



Dataset: Untitled

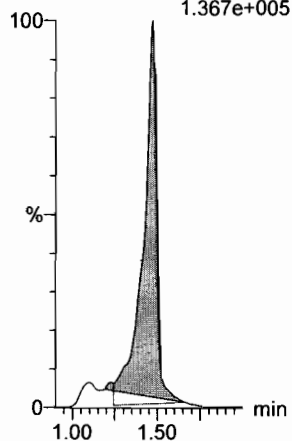
Last Altered: Thursday, March 01, 2018 12:45:16 Pacific Standard Time

Printed: Thursday, March 01, 2018 12:45:40 Pacific Standard Time

Name: 180228M1\_10, Date: 28-Feb-2018, Time: 22:16:39, ID: ST180228M1-9 PFC CS6 18B2320, Description: PFC CS6 18B2320

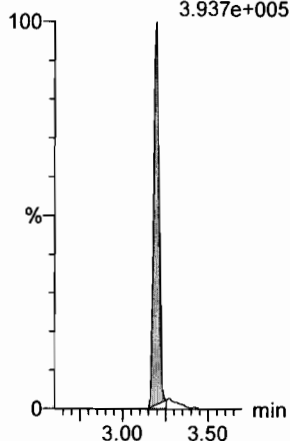
**13C4-PFBA**

F3:MRM of 1 channel,ES-  
217. > 171.8  
1.367e+005



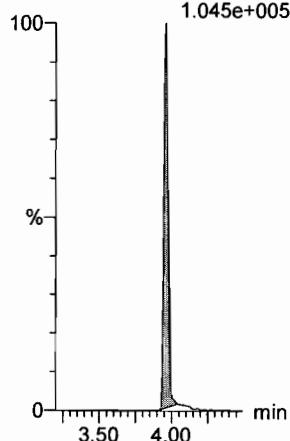
**13C5-PFHxA**

F10:MRM of 1 channel,ES-  
318 > 272.9  
3.937e+005




**13C3-PFHxS**

F18:MRM of 1 channel,ES-  
401.9 > 79.9  
1.045e+005



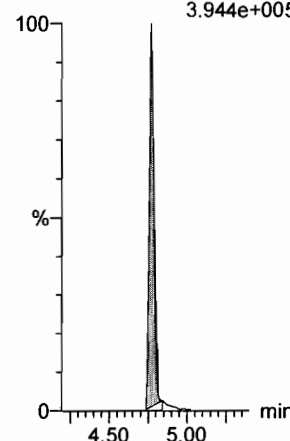
**13C8-PFOA**

F22:MRM of 1 channel,ES-  
421.3 > 376  
3.756e+005



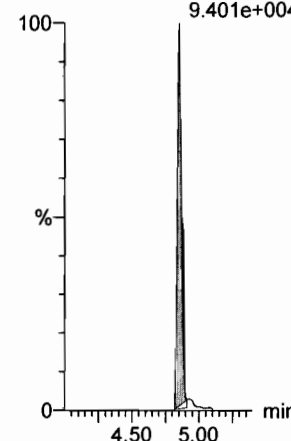
**13C9-PFNA**

F28:MRM of 1 channel,ES-  
472.2 > 426.9  
3.944e+005



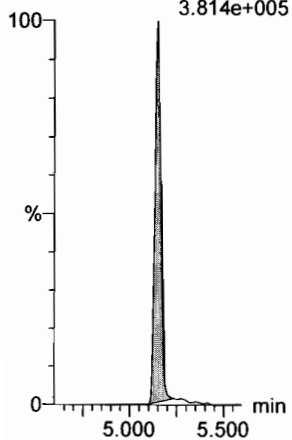
**13C4-PFOS**

F32:MRM of 1 channel,ES-  
503 > 79.9  
9.401e+004



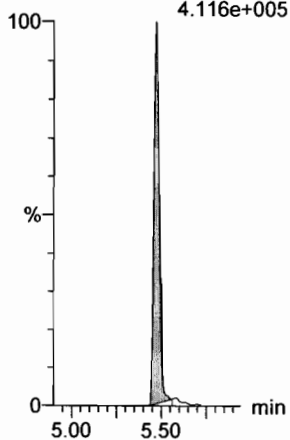
**13C6-PFDA**

F39:MRM of 1 channel,ES-  
519.1 > 473.7  
3.814e+005



**13C7-PFUdA**

F48:MRM of 1 channel,ES-  
570.1 > 524.8  
4.116e+005





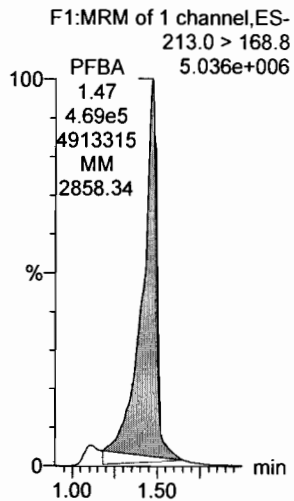
Dataset: Untitled

Last Altered: Thursday, March 01, 2018 12:45:16 Pacific Standard Time

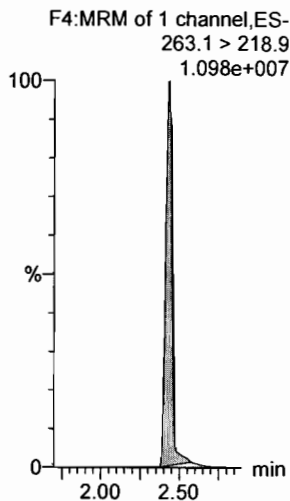
Printed: Thursday, March 01, 2018 12:45:40 Pacific Standard Time

Name: 180228M1\_11, Date: 28-Feb-2018, Time: 22:28:09, ID: ST180228M1-10 PFC CS7 18B2321, Description: PFC CS7 18B2321

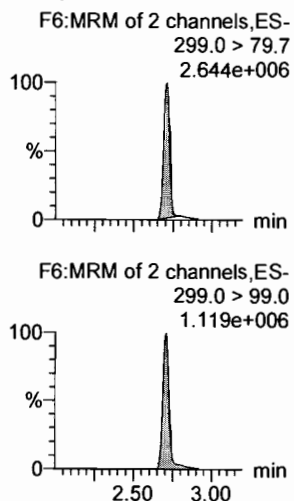
**PFBA**



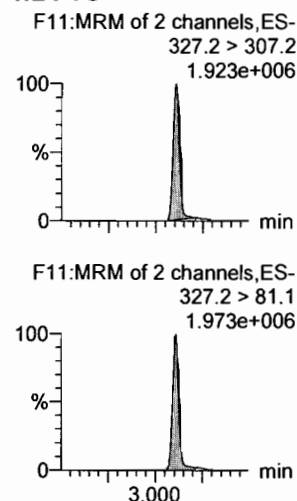
**PFPeA**



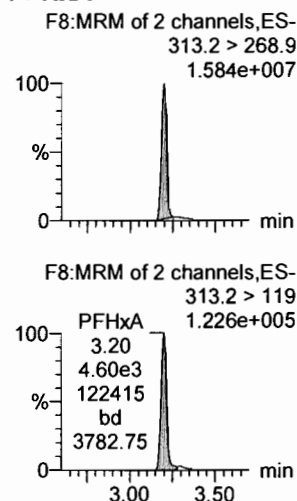
**PFBS**



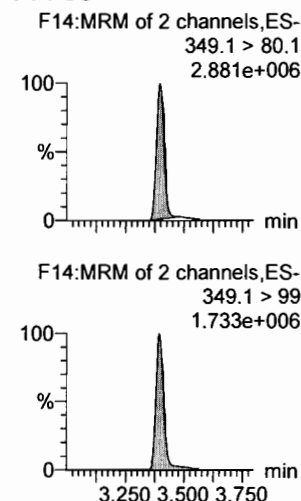
**4:2 FTS**



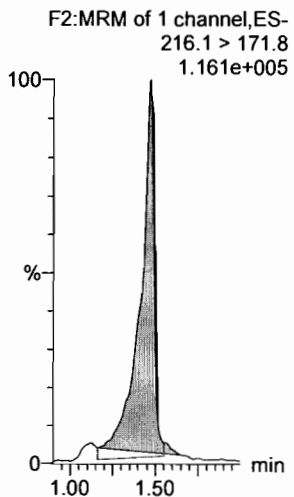
**PFHxA**



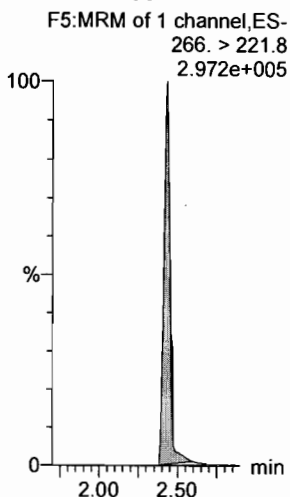
**PFPeS**



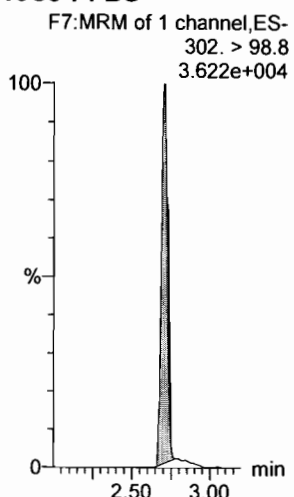
**13C3-PFBA**



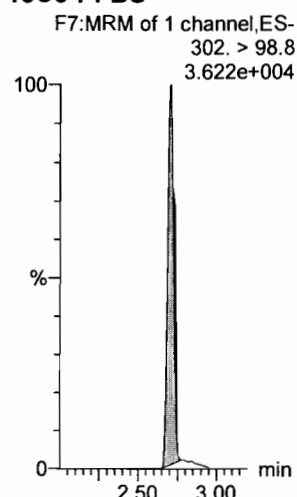
**13C3-PFPeA**



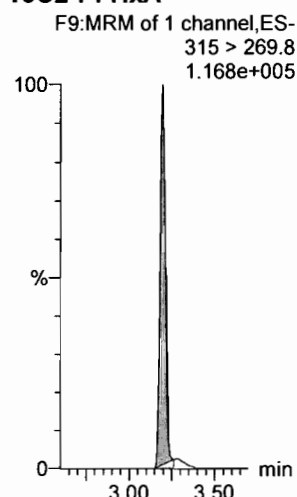
**13C3-PFBS**



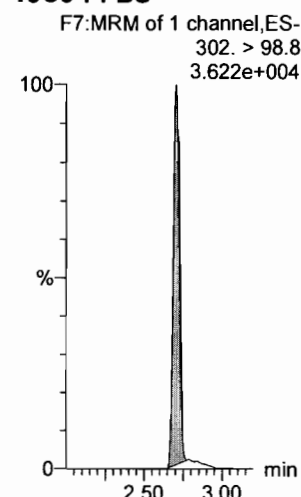
**13C3-PFBS**



**13C2-PFHxA**



**13C3-PFBS**

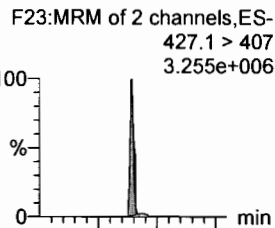


Dataset: Untitled

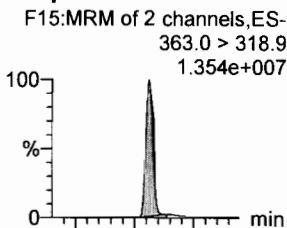
Last Altered: Thursday, March 01, 2018 12:45:16 Pacific Standard Time  
Printed: Thursday, March 01, 2018 12:45:40 Pacific Standard Time

Name: 180228M1\_11, Date: 28-Feb-2018, Time: 22:28:09, ID: ST180228M1-10 PFC CS7 18B2321, Description: PFC CS7 18B2321

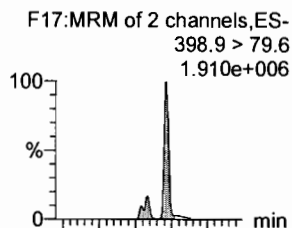
**6:2 FTS**



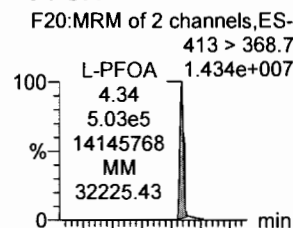
**PFHpA**



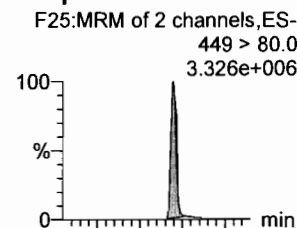
**L-PFHxS**



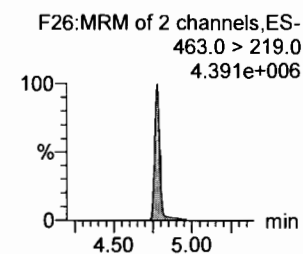
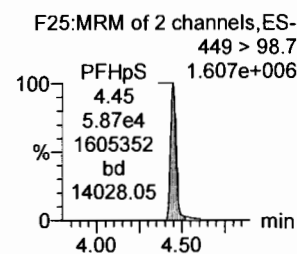
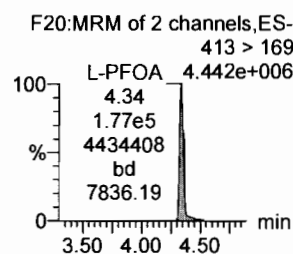
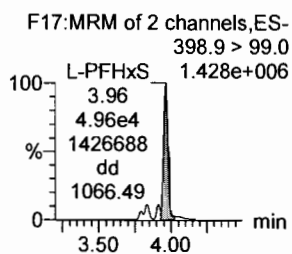
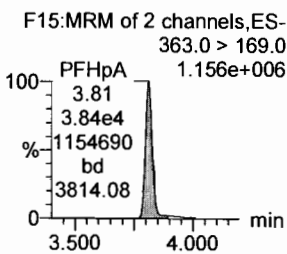
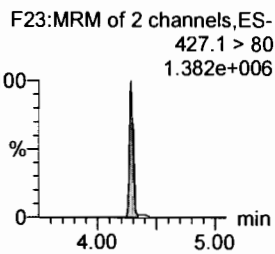
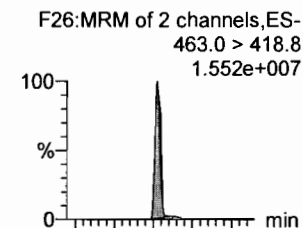
**L-PFOA**



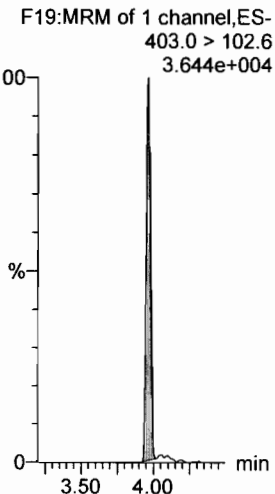
**PFHpS**



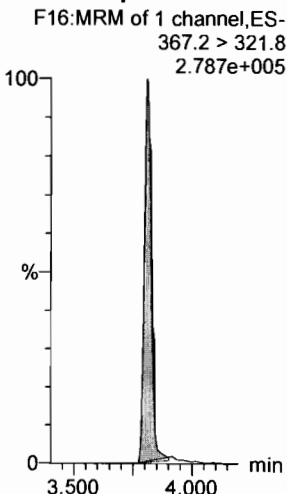
**PFNA**




**1802-PFHxS**



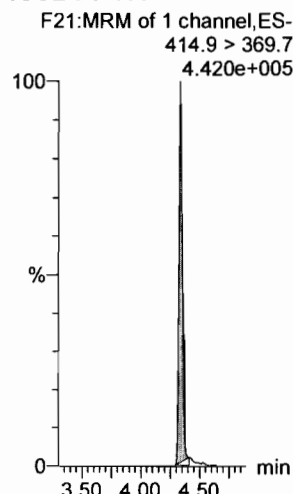
**13C4-PFHpA**



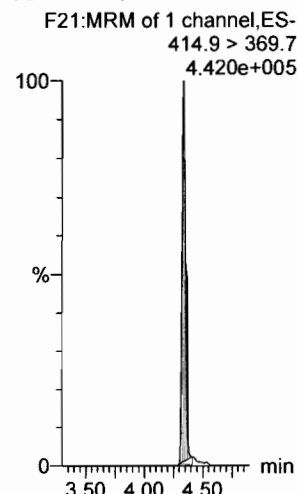
**13C2-PFOA**



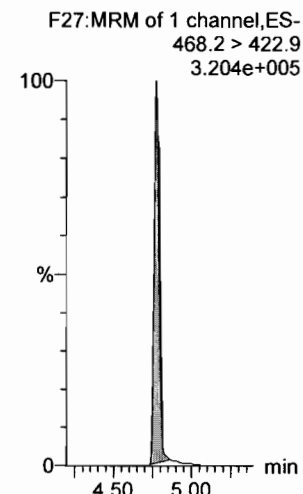
**13C2-PFOA**



**13C2-PFOA**



**13C5-PFNA**



Dataset: Untitled

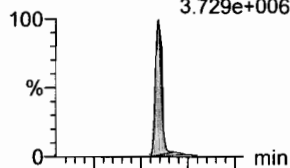
Last Altered: Thursday, March 01, 2018 12:45:16 Pacific Standard Time

Printed: Thursday, March 01, 2018 12:45:40 Pacific Standard Time

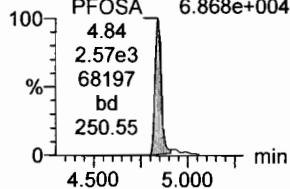
Name: 180228M1\_11, Date: 28-Feb-2018, Time: 22:28:09, ID: ST180228M1-10 PFC CS7 18B2321, Description: PFC CS7 18B2321

**PFOSA**

F29:MRM of 4 channels,ES-  
498.1 > 77.8  
3.729e+006

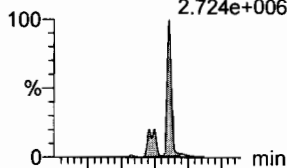


F29:MRM of 4 channels,ES-  
498.1 > 478  
6.868e+004

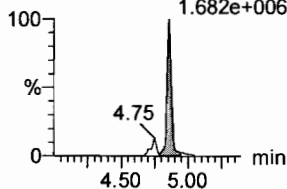


**L-PFOS**

F31:MRM of 2 channels,ES-  
499 > 79.9  
2.724e+006

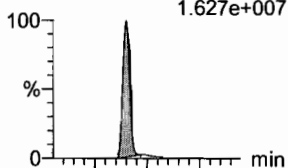


F31:MRM of 2 channels,ES-  
499 > 99  
1.682e+006

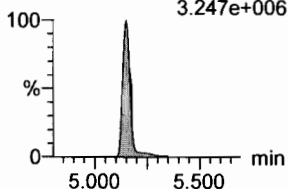


**PFDA**

F36:MRM of 2 channels,ES-  
513 > 468.8  
1.627e+007

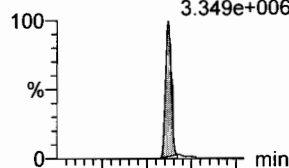


F36:MRM of 2 channels,ES-  
513 > 219  
3.247e+006

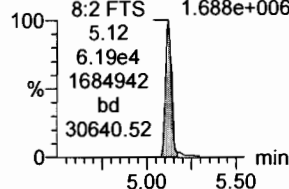


**8:2 FTS**

F41:MRM of 2 channels,ES-  
527 > 506.9  
3.349e+006

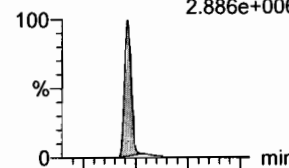


F41:MRM of 2 channels,ES-  
527 > 80  
1.688e+006

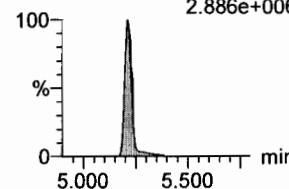


**PFNS**

F44:MRM of 2 channels,ES-  
549.1 > 80.1  
2.886e+006

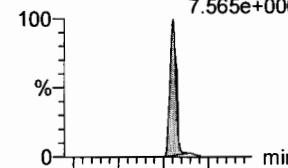


F44:MRM of 2 channels,ES-  
549.1 > 80.1  
2.886e+006

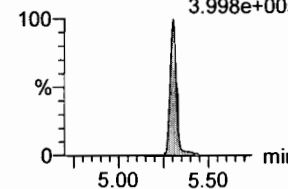


**N-MeFOSAA**

F47:MRM of 2 channels,ES-  
570.1 > 419  
7.565e+006

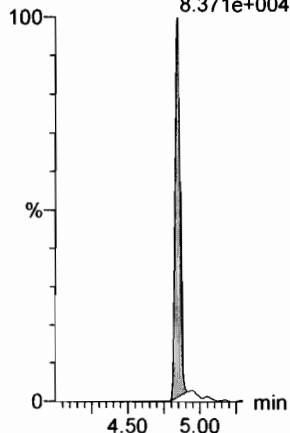


F47:MRM of 2 channels,ES-  
570.1 > 483.0  
3.998e+005



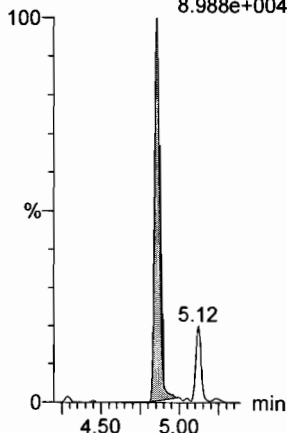
**13C8-PFOSA**

F33:MRM of 1 channel,ES-  
506.1 > 77.7  
8.371e+004



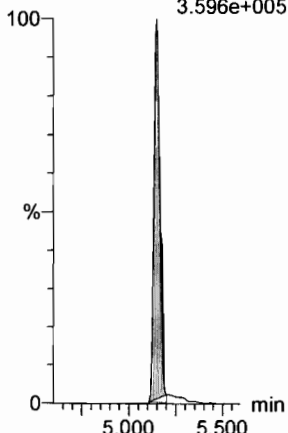
**13C8-PFOS**

F34:MRM of 1 channel,ES-  
507.0 > 79.9  
8.988e+004




**13C2-PFDA**

F37:MRM of 1 channel,ES-  
515.1 > 469.9  
3.596e+005



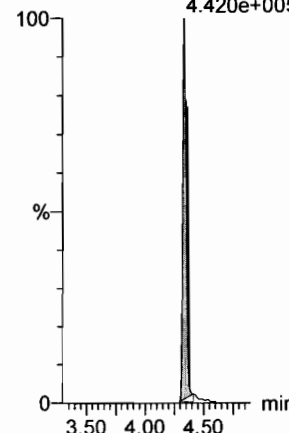
**13C2-PFOA**

F21:MRM of 1 channel,ES-  
414.9 > 369.7  
4.420e+005



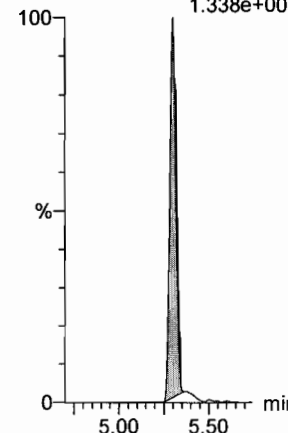
**13C2-PFOA**

F21:MRM of 1 channel,ES-  
414.9 > 369.7  
4.420e+005



**d3-N-MeFOSAA**

F49:MRM of 1 channel,ES-  
573.3 > 419  
1.338e+005

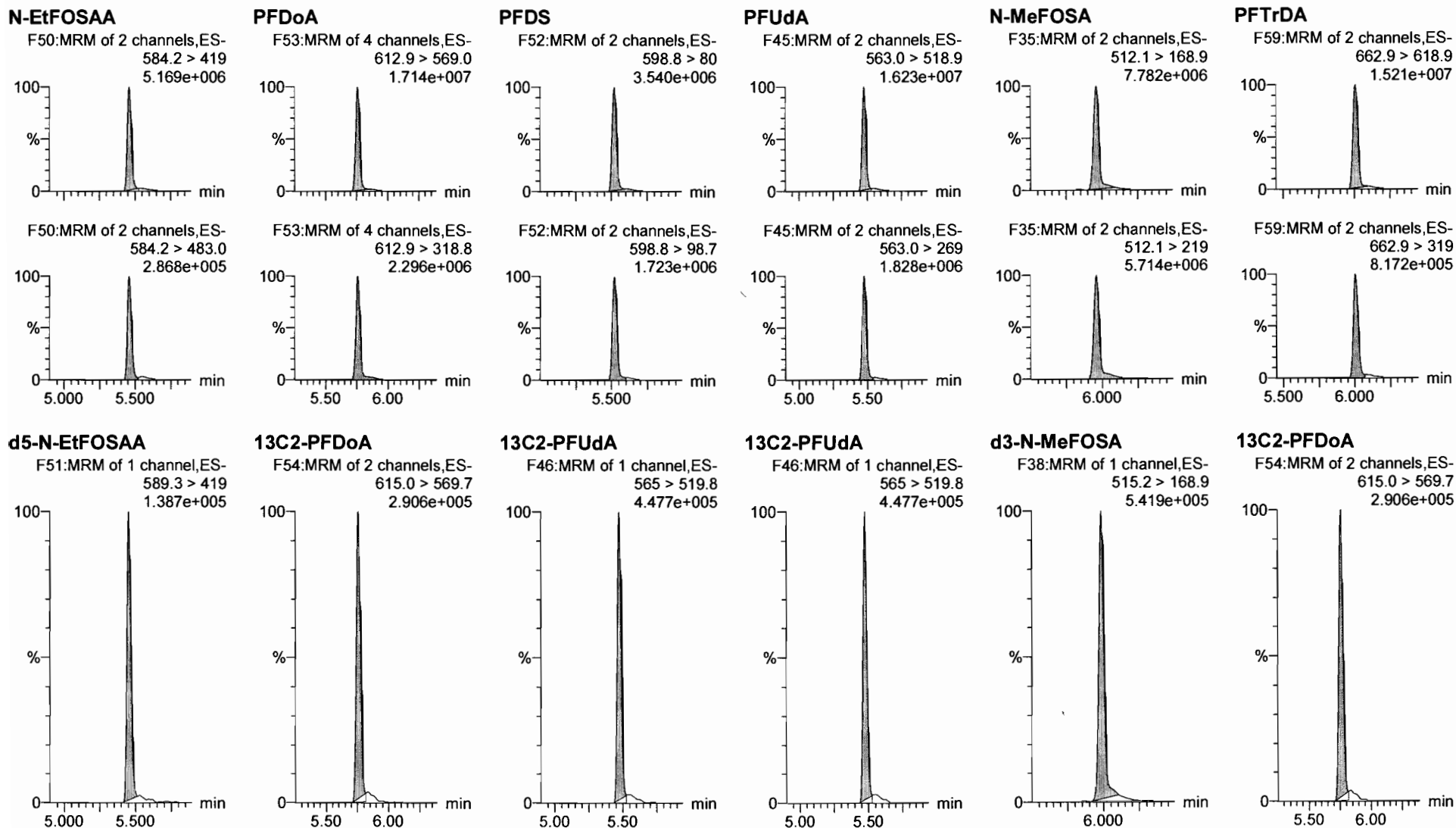


Dataset: Untitled

Last Altered: Thursday, March 01, 2018 12:45:16 Pacific Standard Time

Printed: Thursday, March 01, 2018 12:45:40 Pacific Standard Time

Name: 180228M1\_11, Date: 28-Feb-2018, Time: 22:28:09, ID: ST180228M1-10 PFC CS7 18B2321, Description: PFC CS7 18B2321

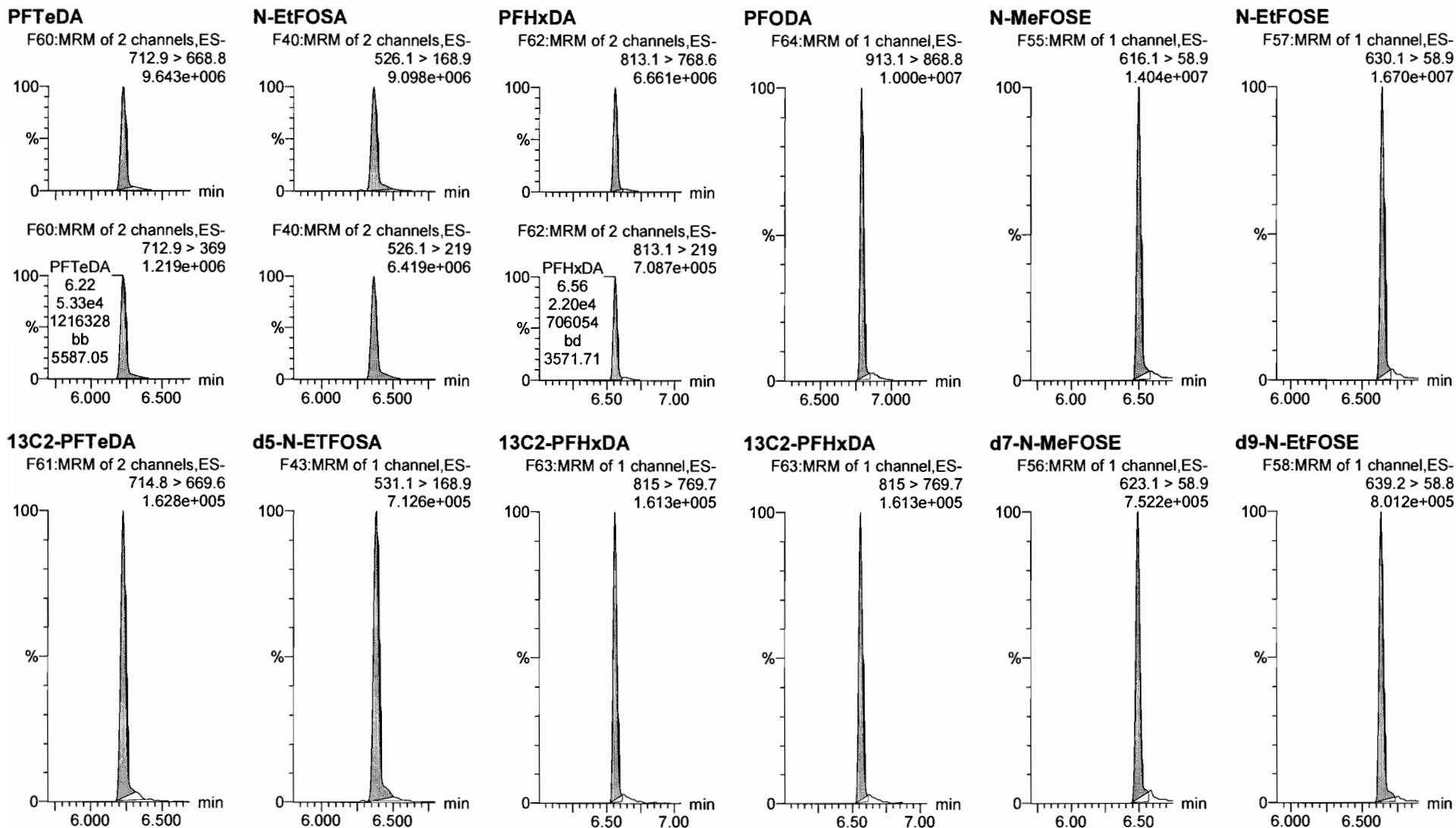


Dataset: Untitled

Last Altered: Thursday, March 01, 2018 12:45:16 Pacific Standard Time

Printed: Thursday, March 01, 2018 12:45:40 Pacific Standard Time

Name: 180228M1\_11, Date: 28-Feb-2018, Time: 22:28:09, ID: ST180228M1-10 PFC CS7 18B2321, Description: PFC CS7 18B2321



Dataset: Untitled

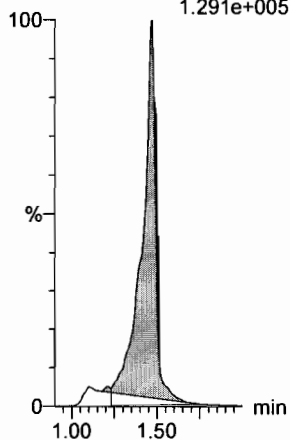
Last Altered: Thursday, March 01, 2018 12:45:16 Pacific Standard Time

Printed: Thursday, March 01, 2018 12:45:40 Pacific Standard Time

Name: 180228M1\_11, Date: 28-Feb-2018, Time: 22:28:09, ID: ST180228M1-10 PFC CS7 18B2321, Description: PFC CS7 18B2321

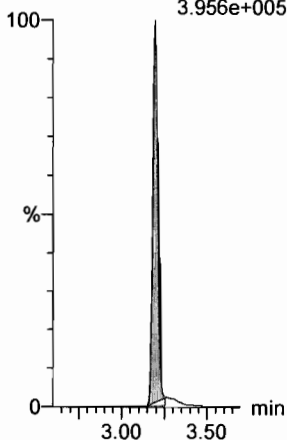
**13C4-PFBA**

F3:MRM of 1 channel,ES-  
217. > 171.8  
1.291e+005



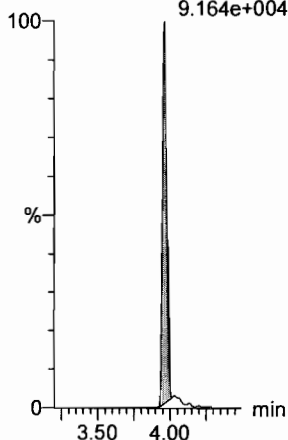
**13C5-PFHxA**

F10:MRM of 1 channel,ES-  
318 > 272.9  
3.956e+005



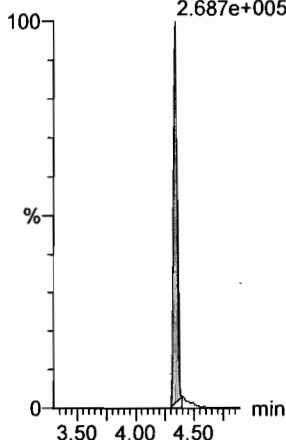
**13C3-PFHxS**

F18:MRM of 1 channel,ES-  
401.9 > 79.9  
9.164e+004



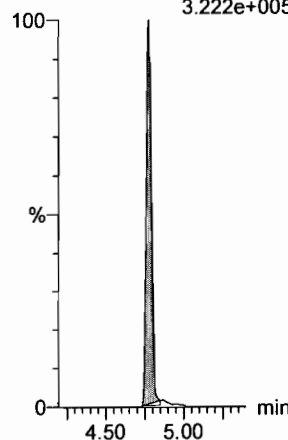
**13C8-PFOA**

F22:MRM of 1 channel,ES-  
421.3 > 376  
2.687e+005



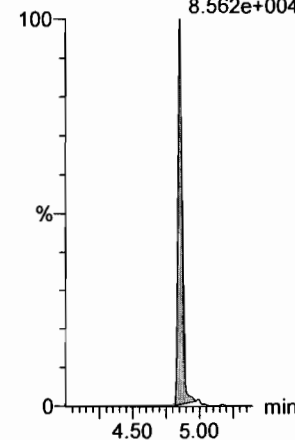
**13C9-PFNA**

F28:MRM of 1 channel,ES-  
472.2 > 426.9  
3.222e+005



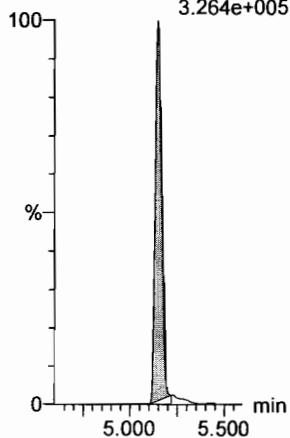
**13C4-PFOS**

F32:MRM of 1 channel,ES-  
503 > 79.9  
8.562e+004



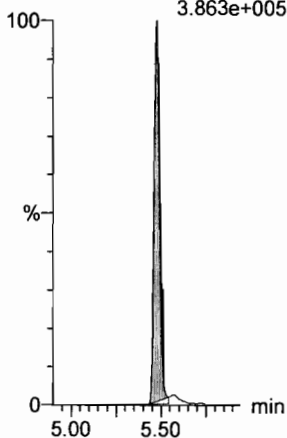
**13C6-PFDA**

F39:MRM of 1 channel,ES-  
519.1 > 473.7  
3.264e+005



**13C7-PFUDa**

F48:MRM of 1 channel,ES-  
570.1 > 524.8  
3.863e+005



Dataset: F:\Projects\PFAS.PRO\Results\180228M1\180228M1-13.qld

Rev'ol JA 03/01/2018

Last Altered: Thursday, March 01, 2018 13:05:20 Pacific Standard Time

Printed: Thursday, March 01, 2018 13:05:35 Pacific Standard Time

Ⓟ NOT in UV.

Method: F:\Projects\PFAS.PRO\MethDB\PFAS\_FULL\_80C\_022718.mdb 28 Feb 2018 13:19:45

Calibration: F:\Projects\PFAS.PRO\CurveDB\C18\_VAL-PFAS\_Q4\_02-28-18-FULL.cdb 01 Mar 2018 12:54:21

Name: 180228M1\_13, Date: 28-Feb-2018, Time: 22:51:06, ID: ICV180228M1-1 PFC ICV 18B2311, Description: PFC ICV 18B2311

#	Name	Trace	Area	IS Area	RRF	Pred.RT	RT	y Axis Resp.	Conc.	%Rec	Recovery	Out
1	1 PFBA	213.0 > 168.8	7.86e3	9.63e3		1.46	1.47	10.2	8.75	87.5		NO
2	2 PFPeA	263.1 > 218.9	9.72e3	1.39e4		2.31	2.43	8.74	9.18	91.8		NO
3	3 PFBS	299.0 > 79.7	1.97e3	1.74e3		2.60	2.70	14.1	8.17	81.7		NO
4	4 4:2 FTS	327.2>307.2	1.74e3	1.74e3		3.00	3.11	12.4	8.58	85.8		NO
5	5 PFHxA	313.2 > 268.9	1.10e4	4.34e3		3.19	3.20	12.7	8.08	80.8		NO
6	6 PFPeS	349.1>80.1	2.39e3	1.74e3		3.39	3.39	17.1	9.06	90.6		NO
7	7 PFHpA	363.0 > 318.9	9.10e3	9.01e3		3.81	3.81	12.6	10.0	100.0		NO
8	8 L-PFHxS	398.9 > 79.6	1.74e3	1.33e3		4.17	3.96	16.4	8.03	80.3		NO
9	10 6:2 FTS	427.1 > 407	2.33e3	1.61e4		4.28	4.28	1.81	8.53	85.3		NO
10	11 L-PFOA	413 > 368.7	1.14e4	1.61e4		4.40	4.34	8.83	9.14	91.4		NO
11	13 PFHpS	449 > 80.0	2.53e3	1.61e4		4.44	4.44	1.96	8.80	88.0		NO
12	14 PFNA	463.0 > 418.8	1.17e4	1.20e4		4.76	4.77	12.2	9.62	96.2		NO
13	15 PFOSA	498.1 > 77.8	2.91e3	4.19e3		4.83	4.84	8.67	8.90	89.0		NO
14	16 L-PFOS	499 > 79.9	2.46e3	3.30e3		4.90	4.85	9.31	9.19	91.9		NO
15	18 PFDA	513 > 468.8	1.44e4	1.40e4		5.14	5.15	12.9	8.78	87.8		NO
16	19 8:2 FTS	527 > 506.9	2.94e3	1.61e4		5.12	5.12	2.28	8.30	83.0		NO
17	20 PFNS	549.1>80.1	2.11e3	3.30e3		5.08	5.21	8.01	9.97	99.7		NO
18	21 N-MeFOSAA	570.1 > 419	6.11e3	4.68e3		5.29	5.30	16.3	12.2	121.6		NO
19	22 N-EiFOSAA	584.2 > 419	4.65e3	6.48e3		5.45	5.46	8.97	9.54	95.4		NO
20	23 PFUdA	563.0 > 518.9	1.26e4	1.46e4		5.46	5.47	10.8	10.9	108.5		NO
21	24 PFDS	598.8 > 80	2.92e3	1.46e4		5.51	5.52	2.51	10.5	105.0		NO
22	25 PFDoA	612.9 > 569.0	1.36e4	1.46e4		5.74	5.76	11.7	9.34	93.4		NO
23	26 N-MeFOSA	512.1 > 168.9		2.16e4		5.84					Ⓟ	NO
24	27 PFTTrDA	662.9 > 618.9	1.40e4	1.46e4		5.98	6.01	12.0	8.24	82.4		NO
25	28 PFTeDA	712.9 > 668.8	1.03e4	5.44e3		6.20	6.22	23.7	9.89	98.9		NO
26	29 N-EiFOSA	526.1 > 168.9		3.53e4		6.22					Ⓟ	NO
27	30 PFHxDA	813.1 > 768.6		3.82e3		6.51						NO
28	31 PFODA	913.1 > 868.8		3.82e3		6.74						NO
29	32 N-MeFOSE	616.1 > 58.9		2.58e4		6.31						NO
30	33 N-EiFOSE	630.1 > 58.9		2.91e4		6.45						NO
31	34 13C3-PFBA	216.1 > 171.8	9.63e3	1.04e4	0.869	1.46	1.47	11.5	13.3	106.3		NO

em  
3/1/18

Dataset: F:\Projects\PFAS.PRO\Results\180228M1\180228M1-13.qld

Last Altered: Thursday, March 01, 2018 13:05:20 Pacific Standard Time

Printed: Thursday, March 01, 2018 13:05:35 Pacific Standard Time

Name: 180228M1\_13, Date: 28-Feb-2018, Time: 22:51:06, ID: ICV180228M1-1 PFC ICV 18B2311, Description: PFC ICV 18B2311

	# Name	Trace	Area	IS Area	RRF	Pred.RT	RT	y Axis Resp.	Conc.	%Rec	Recovery	Out
32	35 13C3-PFPeA	266. > 221.8	1.39e4	1.29e4	0.978	2.42	2.43	13.4	13.8	110.0	NO	
33	36 13C3-PFBS	302. > 98.8	1.74e3	1.29e4	0.123	2.69	2.70	1.69	13.7	109.5	NO	
34	37 13C2-PFHxA	315 > 269.8	4.34e3	1.29e4	0.712	3.19	3.20	4.20	5.90	118.0	NO	
35	38 13C4-PFHpA	367.2 > 321.8	9.01e3	1.29e4	0.678	3.81	3.81	8.72	12.9	102.9	NO	
36	39 18O2-PFHxS	403.0 > 102.6	1.33e3	3.55e3	0.392	3.96	3.96	4.68	11.9	95.4	NO	
37	40 13C2-PFOA	414.9 > 369.7	1.61e4	1.24e4	1.308	4.33	4.34	16.2	12.4	99.1	NO	
38	41 13C5-PFNA	468.2 > 422.9	1.20e4	1.31e4	0.976	4.76	4.77	11.4	11.7	93.7	NO	
39	42 13C8-PFOSA	506.1 > 77.7	4.19e3	1.83e4	0.254	4.83	4.84	2.86	11.2	89.9	NO	
40	43 13C8-PFOS	507.0 > 79.9	3.30e3	3.44e3	1.040	4.84	4.85	12.0	11.5	92.0	NO	
41	44 13C2-PFDA	515.1 > 469.9	1.40e4	1.48e4	0.967	5.14	5.15	11.8	12.2	97.7	NO	
42	45 d3-N-MeFOSAA	573.3 > 419	4.68e3	1.83e4	0.381	5.29	5.30	3.19	8.37	67.0	NO	
43	46 d5-N-EtFOSAA	589.3 > 419	6.48e3	1.83e4	0.399	5.45	5.46	4.42	11.1	88.7	NO	
44	47 13C2-PFUdA	565 > 519.8	1.46e4	1.83e4	0.985	5.46	5.47	9.94	10.1	80.8	NO	
45	48 13C2-PFDoA	615.0 > 569.7	1.46e4	1.83e4	0.813	5.74	5.76	9.92	12.2	97.6	NO	
46	49 d3-N-MeFOSA	515.2 > 168.9	2.16e4	1.83e4	0.124	5.84	5.98	14.8	118	79.0	NO	
47	50 13C2-PFTeDA	714.8 > 669.6	5.44e3	1.83e4	0.379	6.20	6.23	3.71	9.79	78.3	NO	
48	51 d5-N-ETFOSA	531.1 > 168.9	3.53e4	1.83e4	0.189	6.22	6.38	24.1	127	84.7	NO	
49	52 13C2-PFHxDA	815 > 769.7	3.82e3	1.83e4	0.703	6.51	6.56	2.61	3.71	74.2	NO	
50	53 d7-N-MeFOSE	623.1 > 58.9	2.58e4	1.83e4	0.157	6.31	6.49	17.6	112	74.4	NO	
51	54 d9-N-EtFOSE	639.2 > 58.8	2.91e4	1.83e4	0.146	6.45	6.63	19.8	135	90.3	NO	
52	55 13C4-PFBA	217. > 171.8	1.04e4	1.04e4	1.000	1.46	1.47	12.5	12.5	100.0	NO	
53	56 13C5-PFHxA	318 > 272.9	1.29e4	1.29e4	1.000	3.19	3.20	12.5	12.5	100.0	NO	
54	57 13C3-PFHxS	401.9 > 79.9	3.55e3	3.55e3	1.000	3.96	3.96	12.5	12.5	100.0	NO	
55	58 13C8-PFOA	421.3 > 376	1.24e4	1.24e4	1.000	4.33	4.34	12.5	12.5	100.0	NO	
56	59 13C9-PFNA	472.2 > 426.9	1.31e4	1.31e4	1.000	4.70	4.77	12.5	12.5	100.0	NO	
57	60 13C4-PFOS	503 > 79.9	3.44e3	3.44e3	1.000	4.84	4.85	12.5	12.5	100.0	NO	
58	61 13C6-PFDA	519.1 > 473.7	1.48e4	1.48e4	1.000	5.14	5.15	12.5	12.5	100.0	NO	
59	62 13C7-PFUdA	570.1 > 524.8	1.83e4	1.83e4	1.000	5.46	5.47	12.5	12.5	100.0	NO	



Dataset: F:\Projects\PFAS.PRO\Results\180228M1\180228M1-13.qld

Last Altered: Thursday, March 01, 2018 13:05:20 Pacific Standard Time

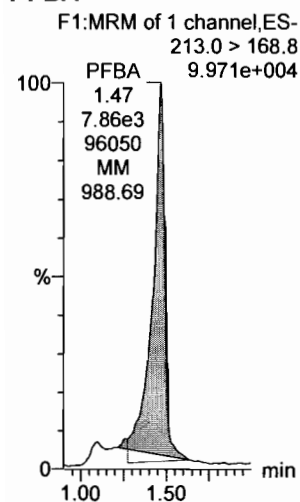
Printed: Thursday, March 01, 2018 13:05:35 Pacific Standard Time

Method: F:\Projects\PFAS.PRO\MethDB\PFAS\_FULL\_80C\_022718.mdb 28 Feb 2018 13:19:45

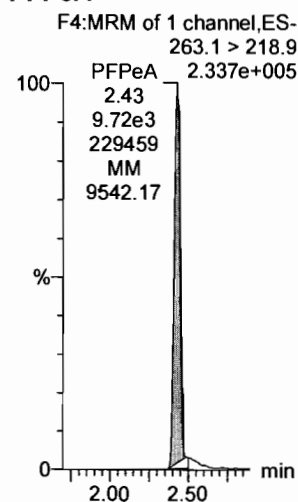
Calibration: F:\Projects\PFAS.PRO\CurveDB\C18\_VAL-PFAS\_Q4\_02-28-18-FULL.cdb 01 Mar 2018 12:54:21

Name: 180228M1\_13, Date: 28-Feb-2018, Time: 22:51:06, ID: ICV180228M1-1 PFC ICV 18B2311, Description: PFC ICV 18B2311

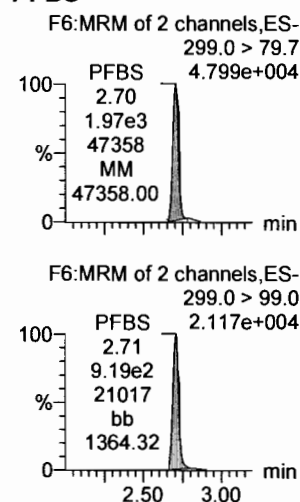
**PFBA**



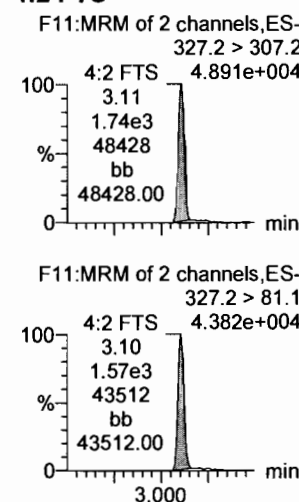
**PFPeA**



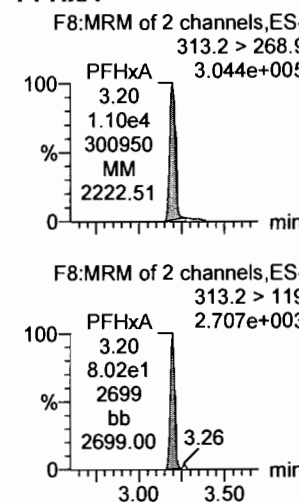
**PFBS**



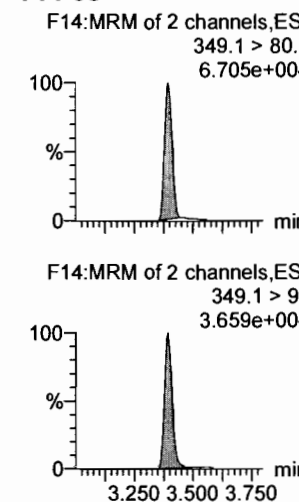
**4:2 FTS**



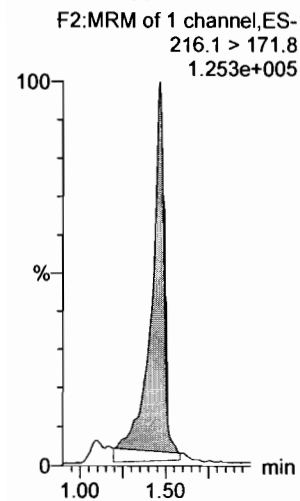
**PFHxA**



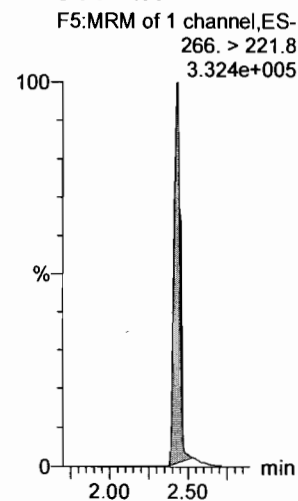
**PFPeS**



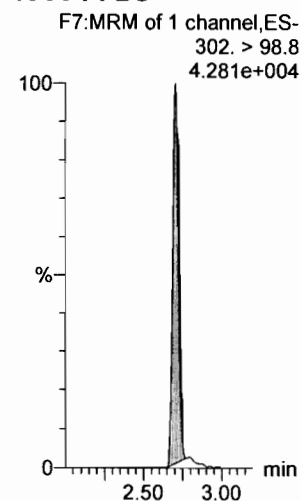
**13C3-PFBA**



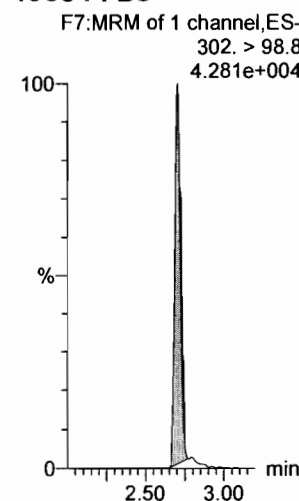
**13C3-PFPeA**



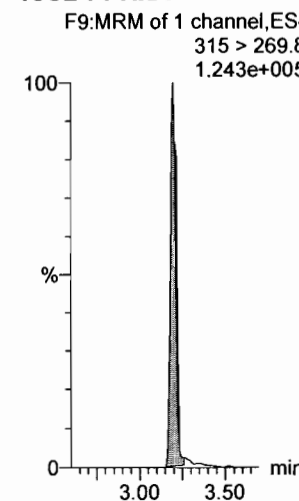
**13C3-PFBS**



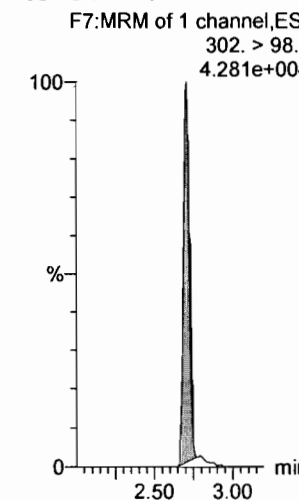
**13C3-PFBS**



**13C2-PFHxA**



**13C3-PFBS**



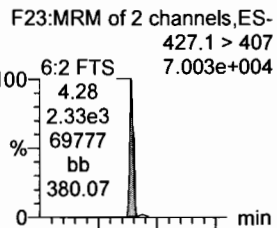
Dataset: F:\Projects\PFAS.PRO\Results\180228M1\180228M1-13.qld

Last Altered: Thursday, March 01, 2018 13:05:20 Pacific Standard Time

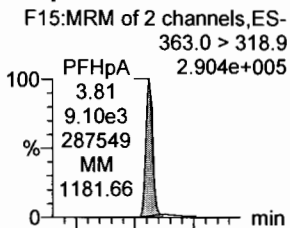
Printed: Thursday, March 01, 2018 13:05:35 Pacific Standard Time

Name: 180228M1\_13, Date: 28-Feb-2018, Time: 22:51:06, ID: ICV180228M1-1 PFC ICV 18B2311, Description: PFC ICV 18B2311

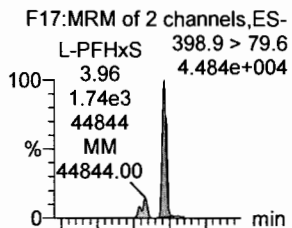
**6:2 FTS**



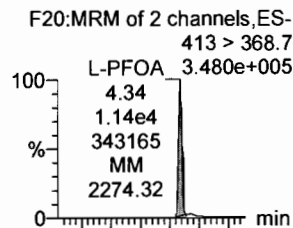
**PFHpA**



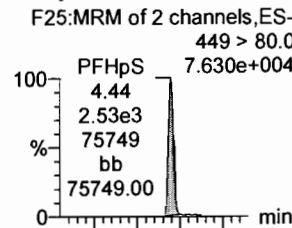
**L-PFHxS**



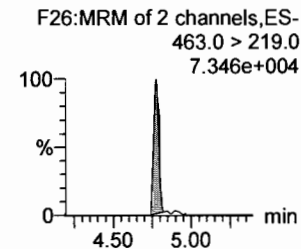
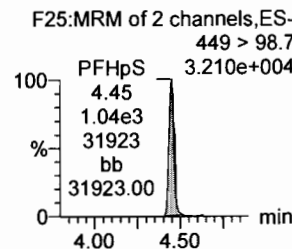
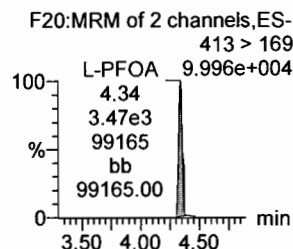
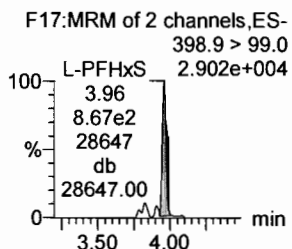
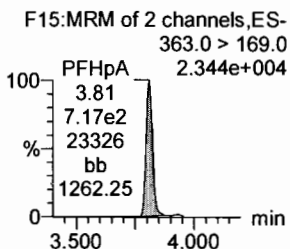
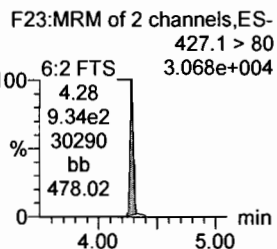
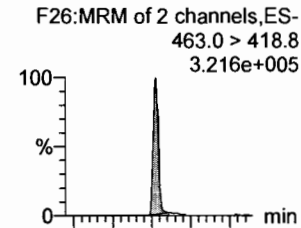
**L-PFOA**



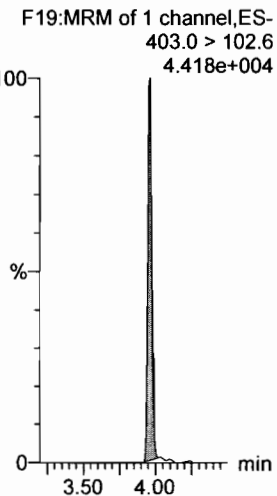
**PFHpS**



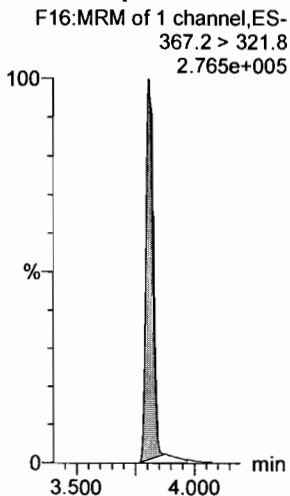
**PFNA**



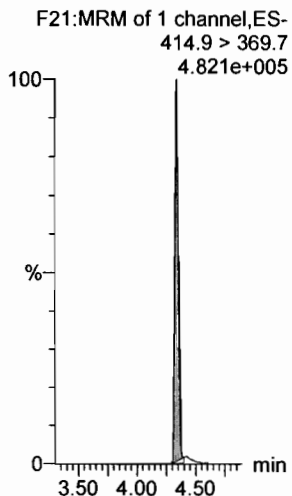
**18O2-PFHxS**



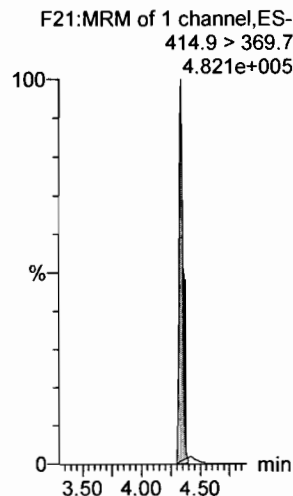
**13C4-PFHpA**



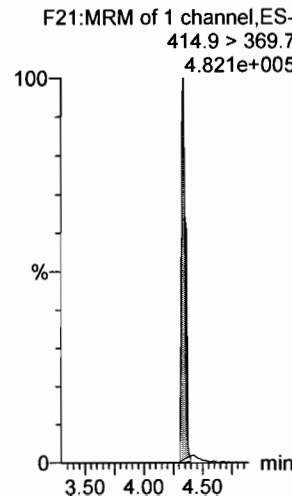
**13C2-PFOA**



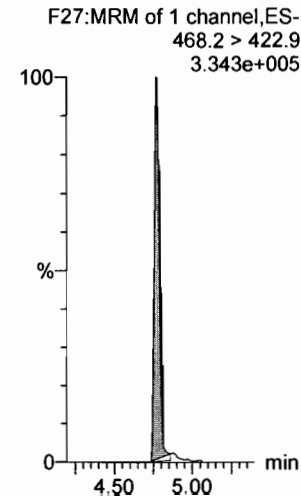
**13C2-PFOA**



**13C2-PFOA**



**13C5-PFNA**



Dataset: F:\Projects\PFAS.PRO\Results\180228M1\180228M1-13.qld

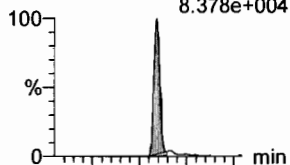
Last Altered: Thursday, March 01, 2018 13:05:20 Pacific Standard Time

Printed: Thursday, March 01, 2018 13:05:35 Pacific Standard Time

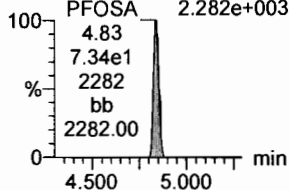
Name: 180228M1\_13, Date: 28-Feb-2018, Time: 22:51:06, ID: ICV180228M1-1 PFC ICV 18B2311, Description: PFC ICV 18B2311

**PFOSA**

F29:MRM of 4 channels,ES-  
498.1 > 77.8  
8.378e+004

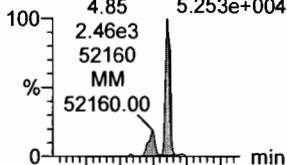


F29:MRM of 4 channels,ES-  
498.1 > 478  
2.282e+003

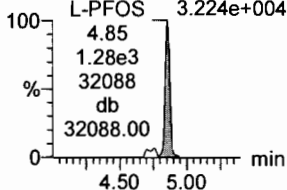


**L-PFOS**

F31:MRM of 2 channels,ES-  
L-PFOS 499 > 79.9  
4.85 5.253e+004

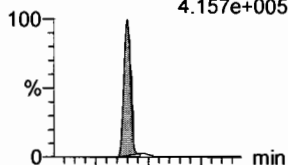


F31:MRM of 2 channels,ES-  
L-PFOS 499 > 99  
3.224e+004

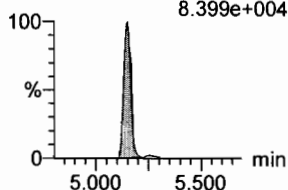


**PFDA**

F36:MRM of 2 channels,ES-  
513 > 468.8  
4.157e+005

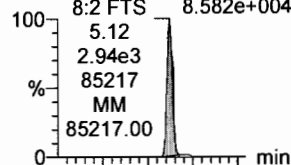


F36:MRM of 2 channels,ES-  
513 > 219  
8.399e+004

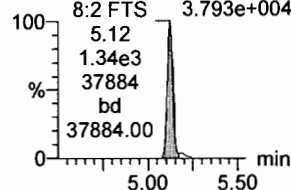


**8:2 FTS**

F41:MRM of 2 channels,ES-  
527 > 506.9  
8.582e+004

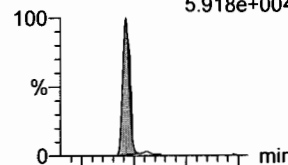


F41:MRM of 2 channels,ES-  
527 > 80  
3.793e+004

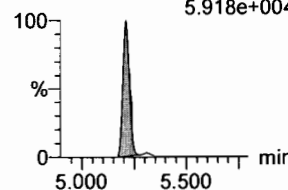


**PFNS**

F44:MRM of 2 channels,ES-  
549.1 > 80.1  
5.918e+004

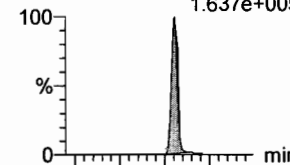


F44:MRM of 2 channels,ES-  
549.1 > 80.1  
5.918e+004

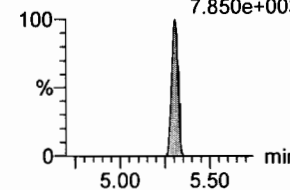


**N-MeFOSAA**

F47:MRM of 2 channels,ES-  
570.1 > 419  
1.637e+005

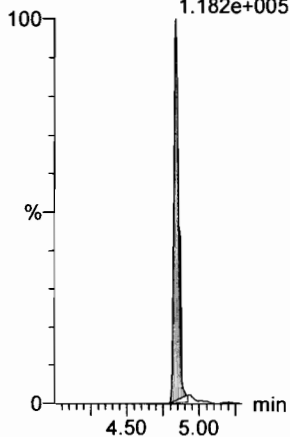


F47:MRM of 2 channels,ES-  
570.1 > 483.0  
7.850e+003



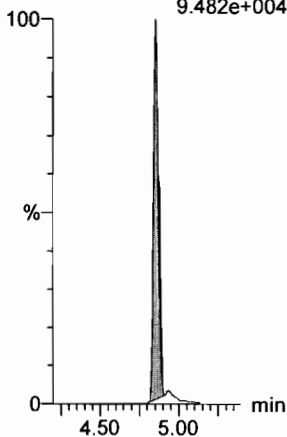
**13C8-PFOSA**

F33:MRM of 1 channel,ES-  
506.1 > 77.7  
1.182e+005



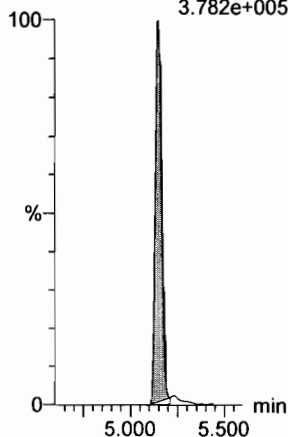
**13C8-PFOS**

F34:MRM of 1 channel,ES-  
507.0 > 79.9  
9.482e+004



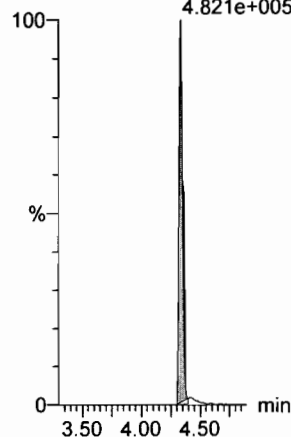
**13C2-PFDA**

F37:MRM of 1 channel,ES-  
515.1 > 469.9  
3.782e+005



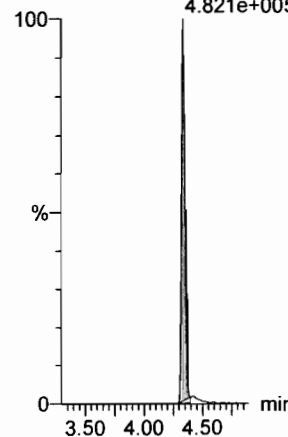
**13C2-PFOA**

F21:MRM of 1 channel,ES-  
414.9 > 369.7  
4.821e+005



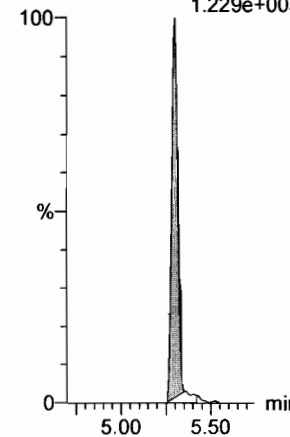
**13C2-PFOA**

F21:MRM of 1 channel,ES-  
414.9 > 369.7  
4.821e+005



**d3-N-MeFOSAA**

F49:MRM of 1 channel,ES-  
573.3 > 419  
1.229e+005



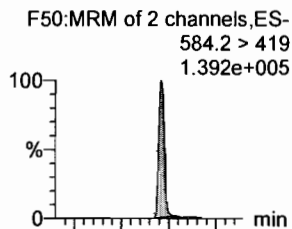
Dataset: F:\Projects\PFAS.PRO\Results\180228M1\180228M1-13.qld

Last Altered: Thursday, March 01, 2018 13:05:20 Pacific Standard Time

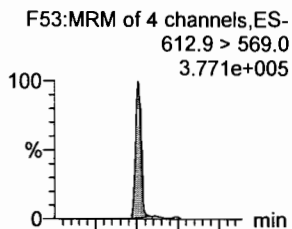
Printed: Thursday, March 01, 2018 13:05:35 Pacific Standard Time

Name: 180228M1\_13, Date: 28-Feb-2018, Time: 22:51:06, ID: ICV180228M1-1 PFC ICV 18B2311, Description: PFC ICV 18B2311

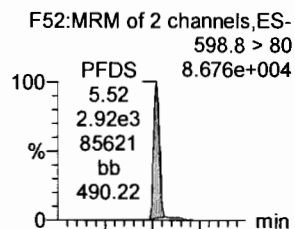
**N-EtFOSAA**



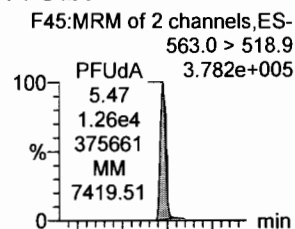
**PFDoA**



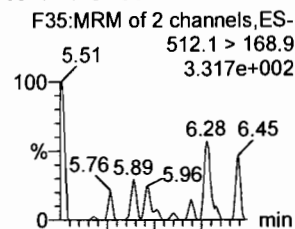
**PFDS**



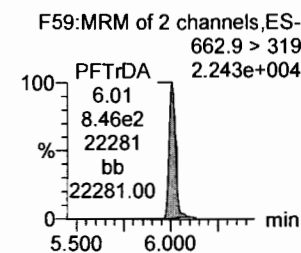
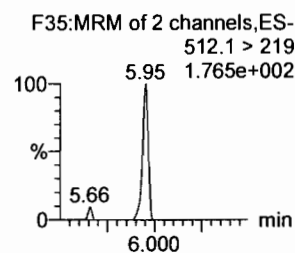
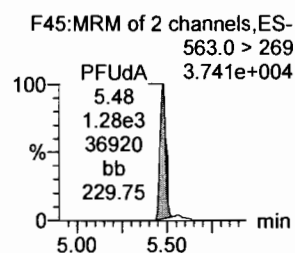
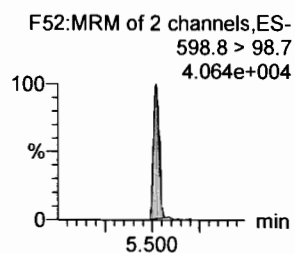
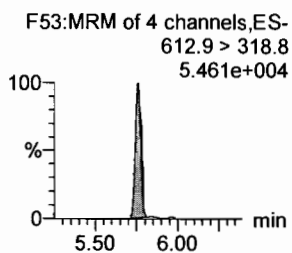
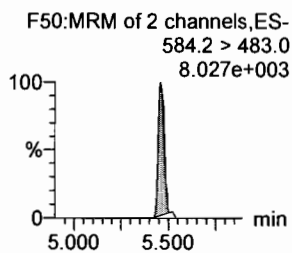
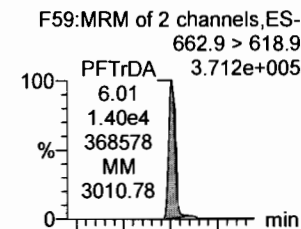
**PFUdA**



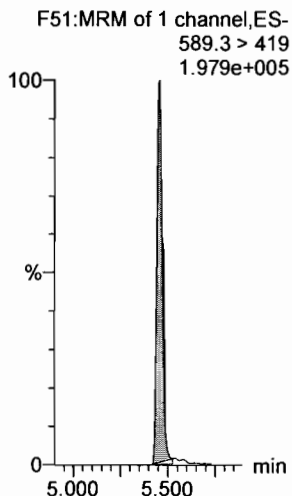
**N-MeFOSA**



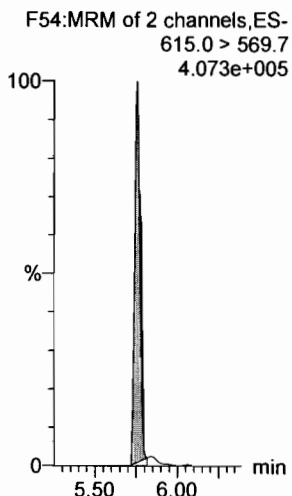
**PFTrDA**



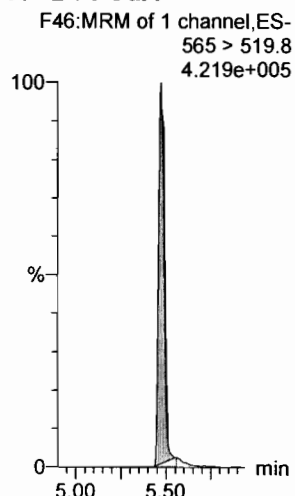
**d5-N-EtFOSAA**



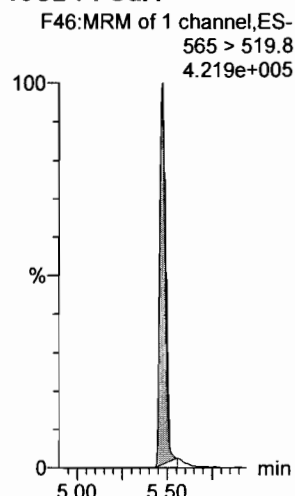
**13C2-PFDoA**



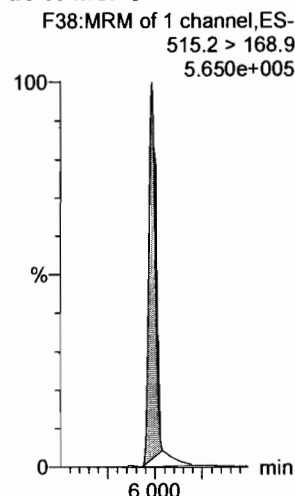
**13C2-PFUdA**



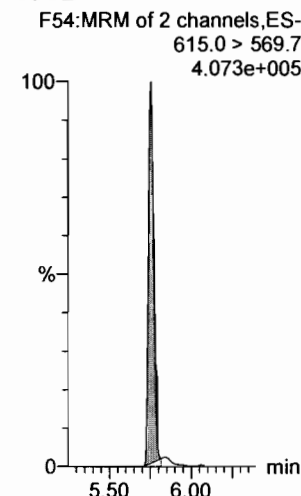
**13C2-PFUdA**



**d3-N-MeFOSA**



**13C2-PFDoA**



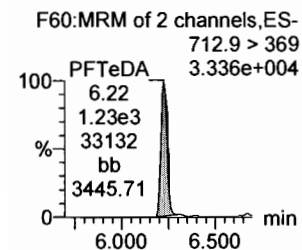
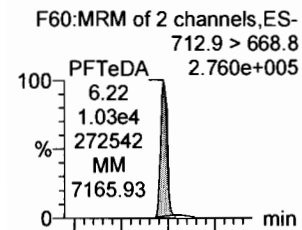
Dataset: F:\Projects\PFAS.PRO\Results\180228M1\180228M1-13.qld

Last Altered: Thursday, March 01, 2018 13:05:20 Pacific Standard Time

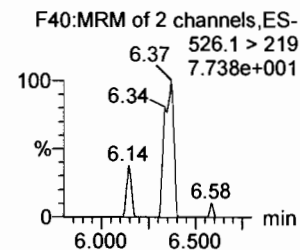
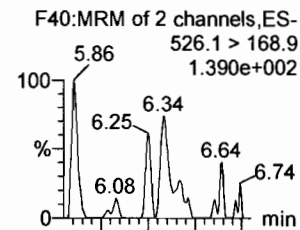
Printed: Thursday, March 01, 2018 13:05:35 Pacific Standard Time

Name: 180228M1\_13, Date: 28-Feb-2018, Time: 22:51:06, ID: ICV180228M1-1 PFC ICV 18B2311, Description: PFC ICV 18B2311

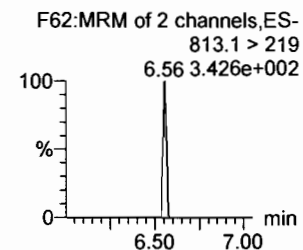
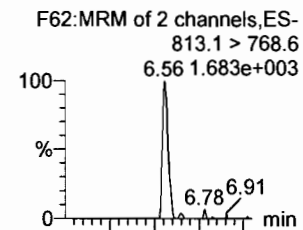
**PFTeDA**



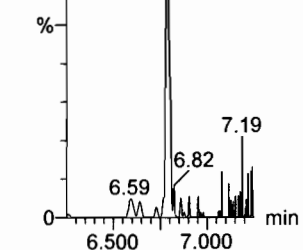

**N-EtFOSA**



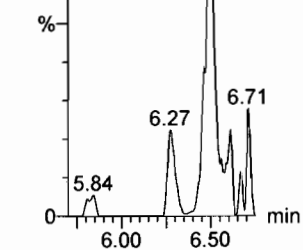
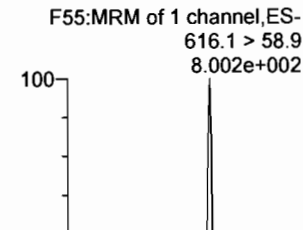
**PFHxDA**



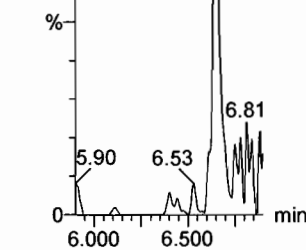
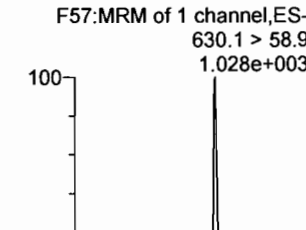
**PFODA**



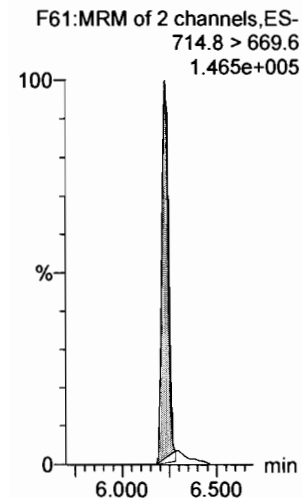
**N-MeFOSE**



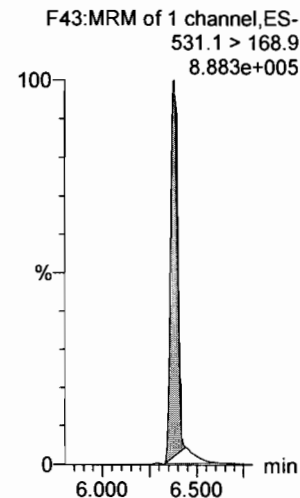
**N-EtFOSE**



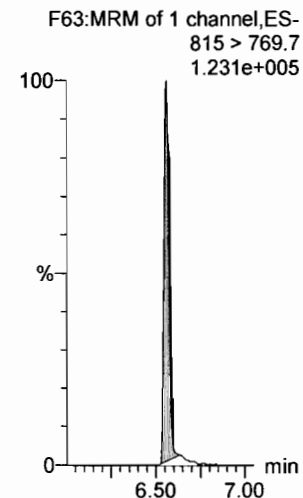
**13C2-PFTeDA**



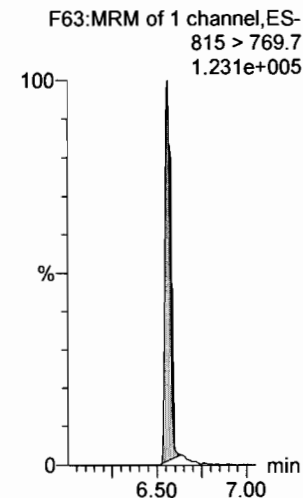
**d5-N-ETFOSA**



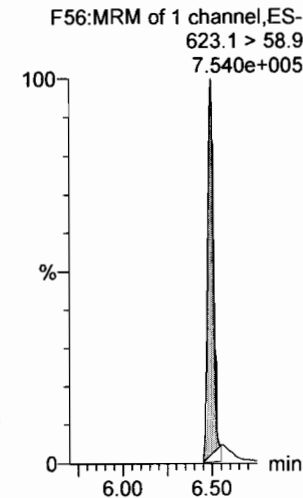
**13C2-PFHxDA**



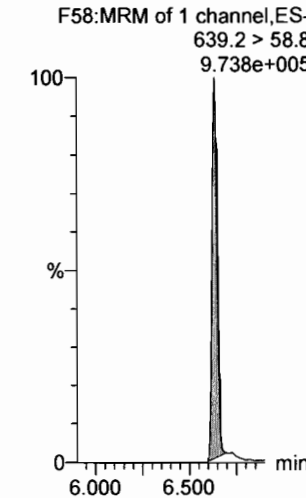
**13C2-PFHxDA**



**d7-N-MeFOSE**



**d9-N-EtFOSE**



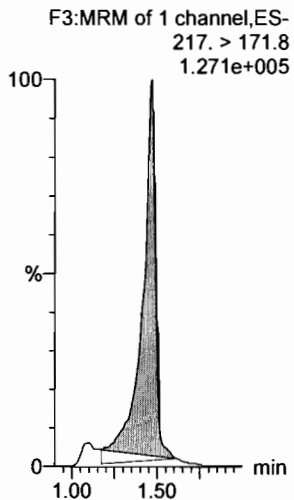
Dataset: F:\Projects\PFAS.PRO\Results\180228M1\180228M1-13.qld

Last Altered: Thursday, March 01, 2018 13:05:20 Pacific Standard Time

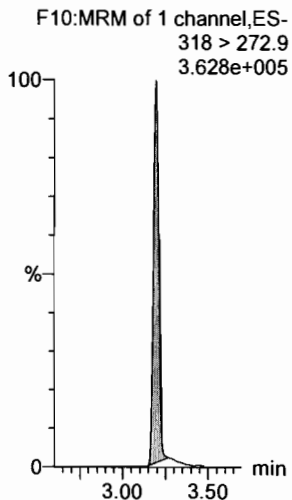
Printed: Thursday, March 01, 2018 13:05:35 Pacific Standard Time

Name: 180228M1\_13, Date: 28-Feb-2018, Time: 22:51:06, ID: ICV180228M1-1 PFC ICV 18B2311, Description: PFC ICV 18B2311

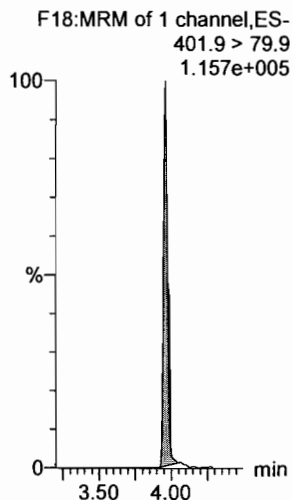
**13C4-PFBA**



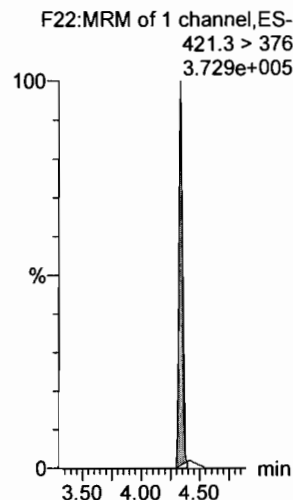
**13C5-PFHxA**



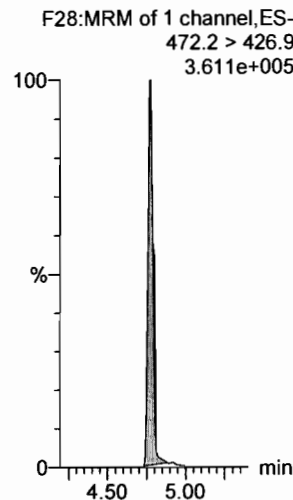
**13C3-PFHxS**



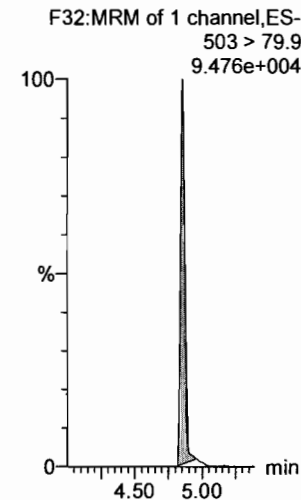
**13C8-PFOA**



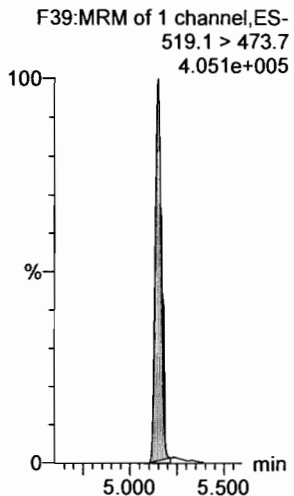
**13C9-PFNA**



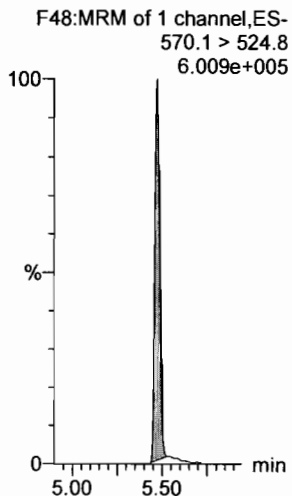
**13C4-PFOS**



**13C6-PFDA**



**13C7-PFUdA**



Dataset: Untitled

Last Altered: Thursday, March 01, 2018 14:33:03 Pacific Standard Time

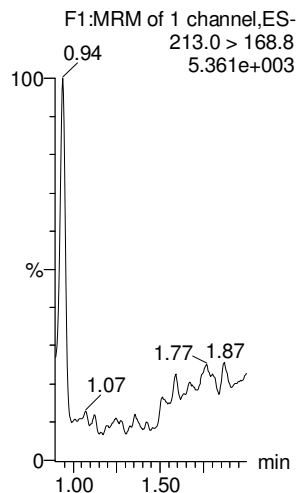
Printed: Thursday, March 01, 2018 14:33:08 Pacific Standard Time

Method: F:\Projects\PFAS.PRO\MethDB\PFAS\_FULL\_80C\_022718.mdb 28 Feb 2018 13:19:45

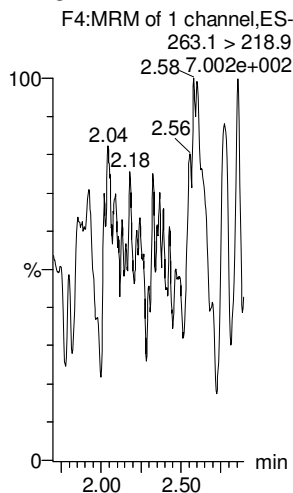
Calibration: F:\Projects\PFAS.PRO\CurveDB\C18\_VAL-PFAS\_Q4\_02-28-18-FULL.cdb 01 Mar 2018 12:54:21

Name: 180228M1\_12, Date: 28-Feb-2018, Time: 22:39:39, ID: IPA, Description: IPA

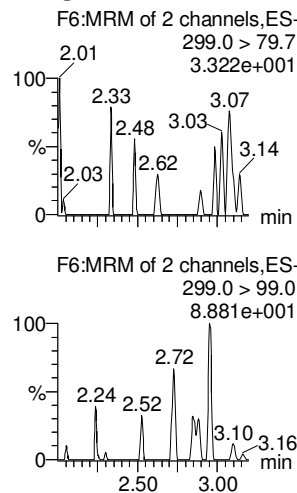
**PFBA**



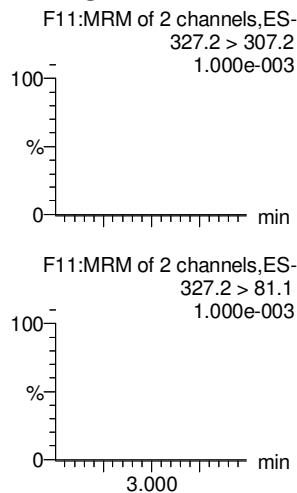
**PFPeA**



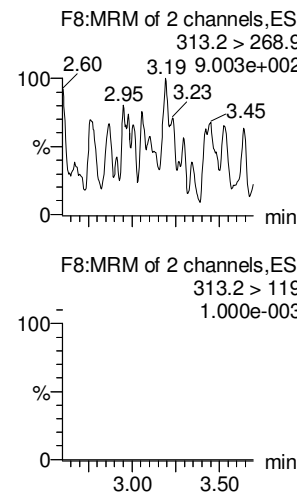
**PFBS**



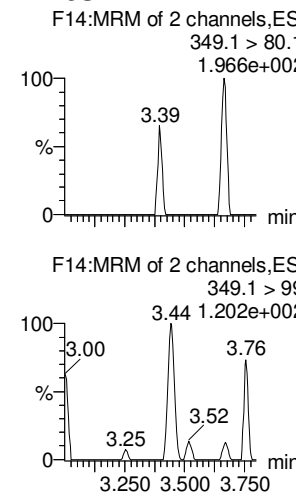
**4:2 FTS**



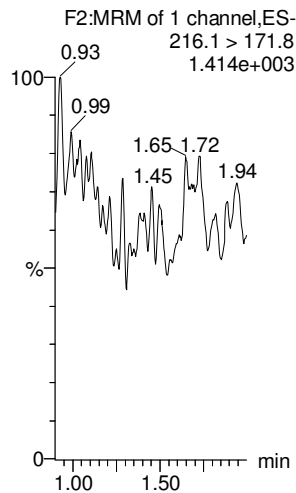
**PFHxA**



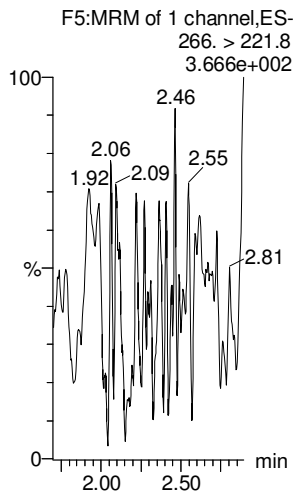
**PFPeS**



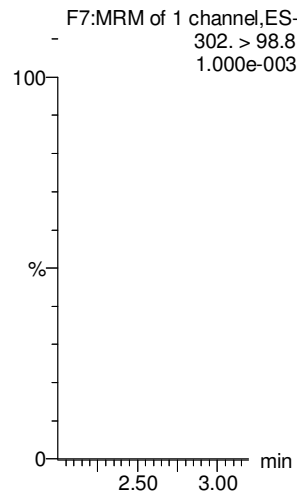
**13C3-PFBA**



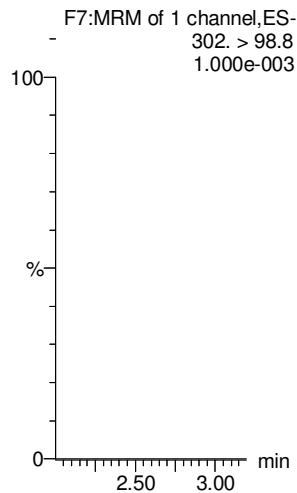
**13C3-PFPeA**



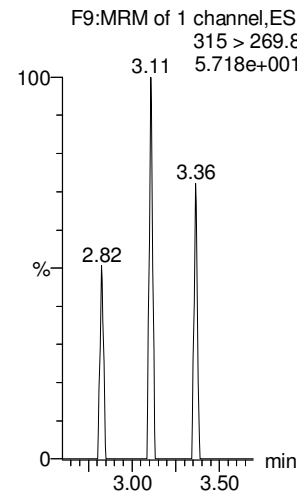
**13C3-PFBS**



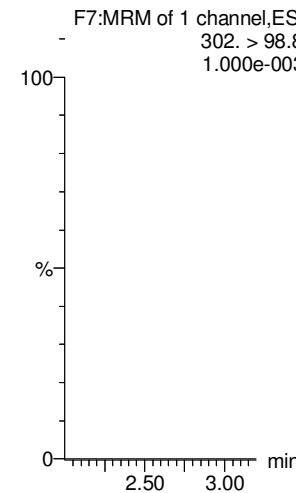
**13C3-PFBS**



**13C2-PFHxA**



**13C3-PFBS**



Dataset: Untitled

Last Altered: Thursday, March 01, 2018 14:33:03 Pacific Standard Time

Printed: Thursday, March 01, 2018 14:33:08 Pacific Standard Time

Name: 180228M1\_12, Date: 28-Feb-2018, Time: 22:39:39, ID: IPA, Description: IPA

6:2 FTS

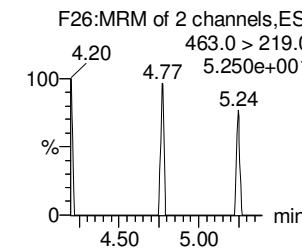
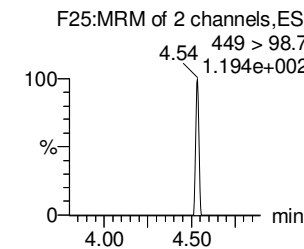
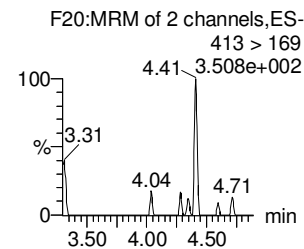
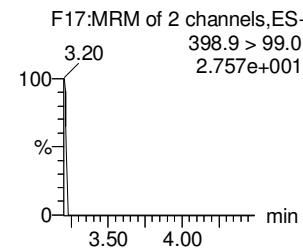
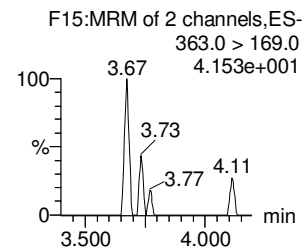
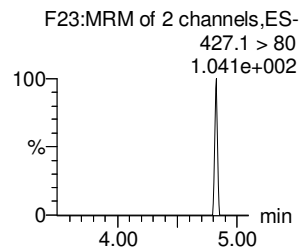
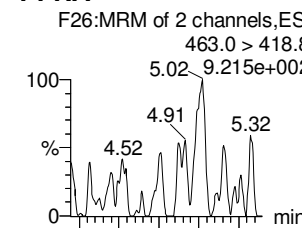
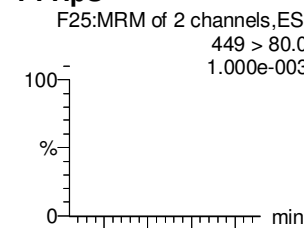
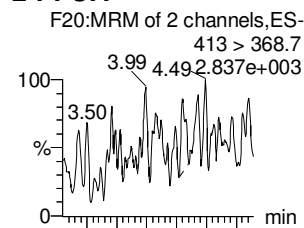
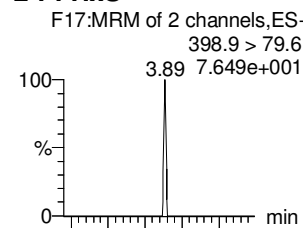
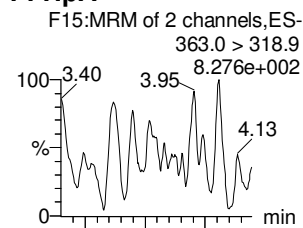
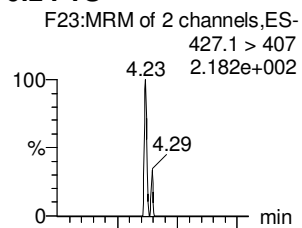
PFHpA

L-PFHxS

L-PFOA

PFHpS

PFNA



18O2-PFHxS

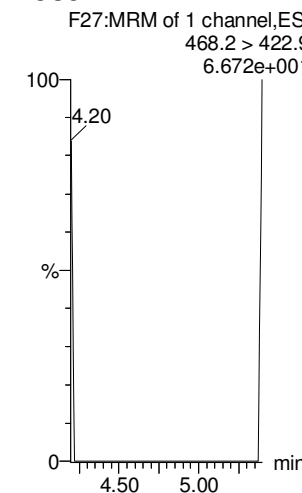
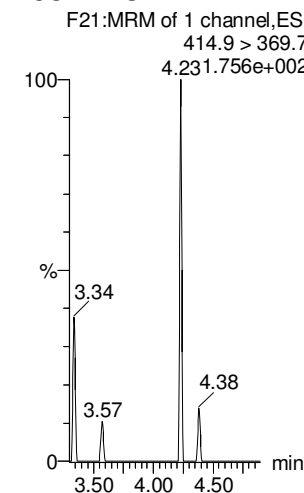
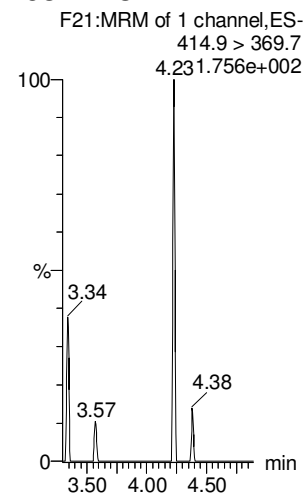
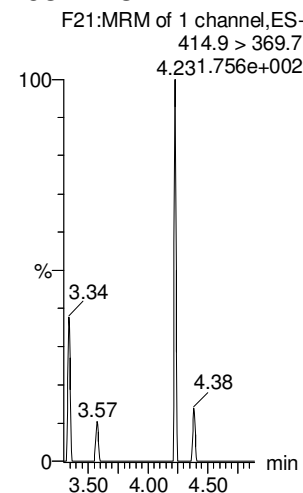
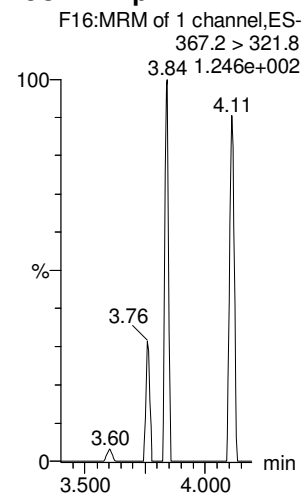
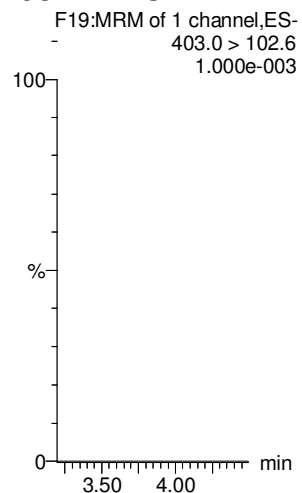
13C4-PFHpA

13C2-PFOA

13C2-PFOA

13C2-PFOA

13C5-PFNA





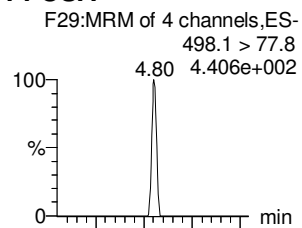
Dataset: Untitled

Last Altered: Thursday, March 01, 2018 14:33:03 Pacific Standard Time

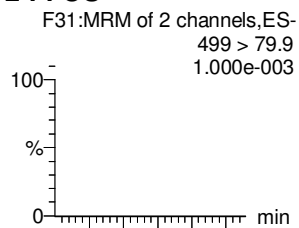
Printed: Thursday, March 01, 2018 14:33:08 Pacific Standard Time

Name: 180228M1\_12, Date: 28-Feb-2018, Time: 22:39:39, ID: IPA, Description: IPA

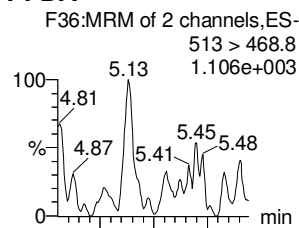
**PFOSA**



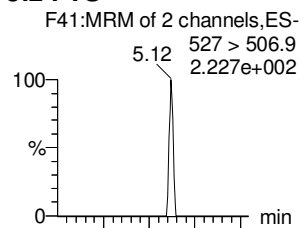
**L-PFOS**



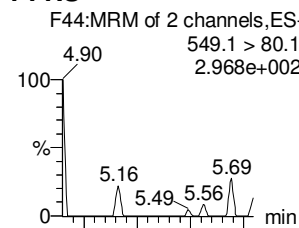
**PFDA**



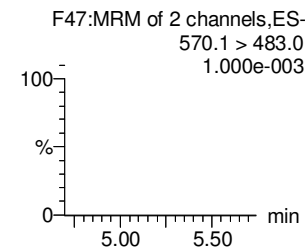
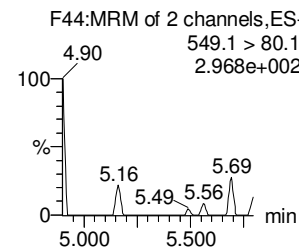
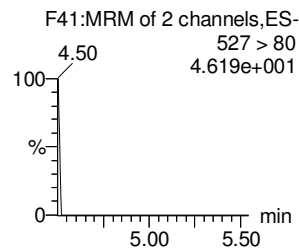
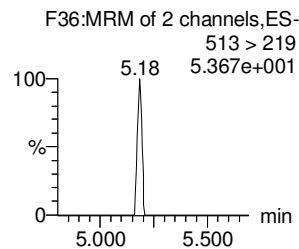
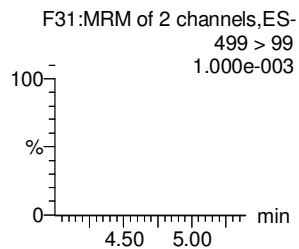
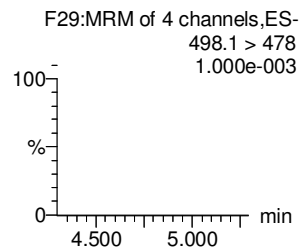
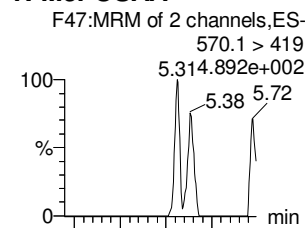
**8:2 FTS**



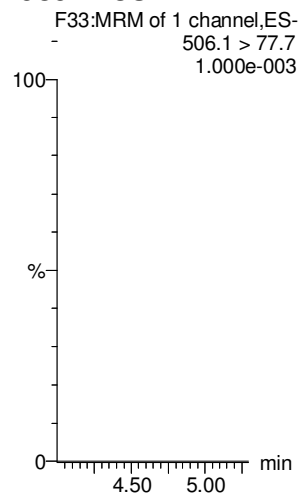
**PFNS**



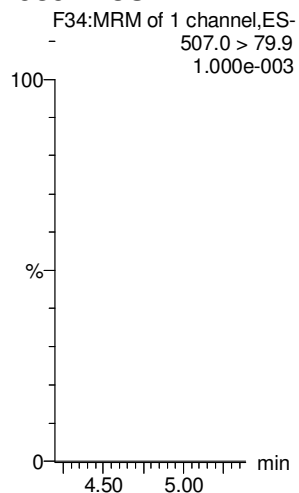
**N-MeFOSAA**



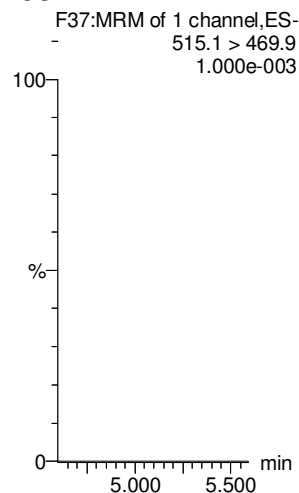
**13C8-PFOSA**



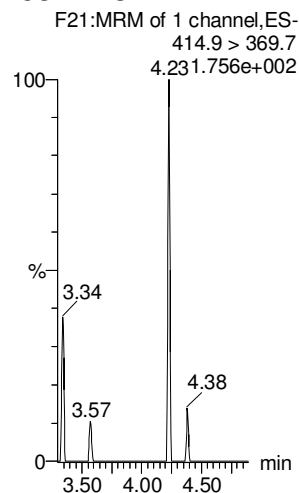
**13C8-PFOS**



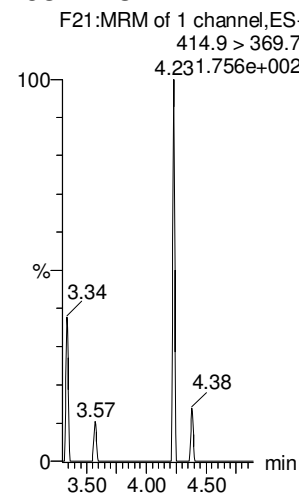
**13C2-PFDA**



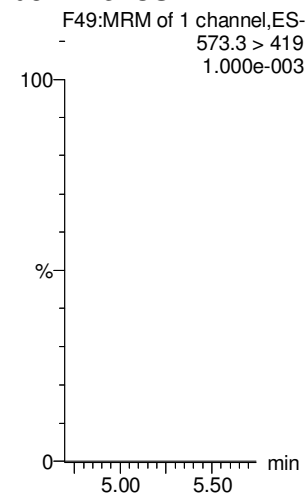
**13C2-PFOA**



**13C2-PFOA**



**d3-N-MeFOSAA**



Dataset: Untitled

Last Altered: Thursday, March 01, 2018 14:33:03 Pacific Standard Time

Printed: Thursday, March 01, 2018 14:33:08 Pacific Standard Time

Name: 180228M1\_12, Date: 28-Feb-2018, Time: 22:39:39, ID: IPA, Description: IPA

**N-EtFOSAA**

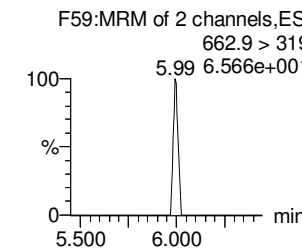
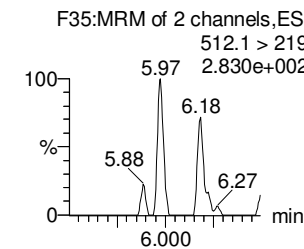
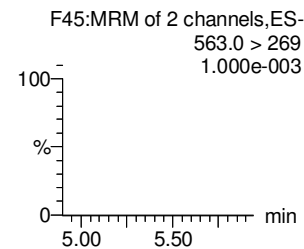
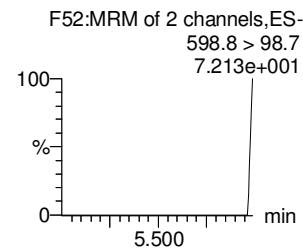
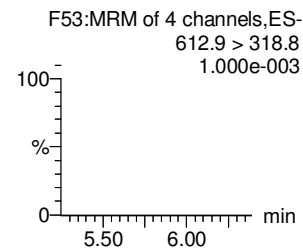
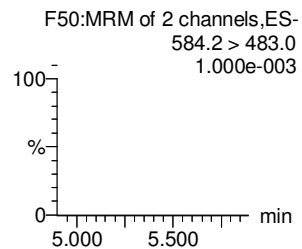
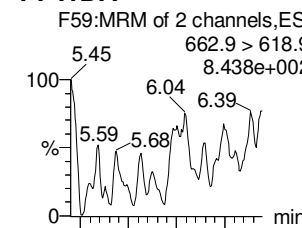
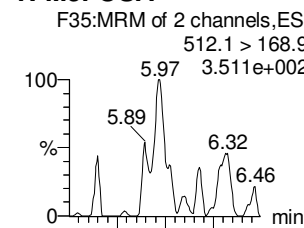
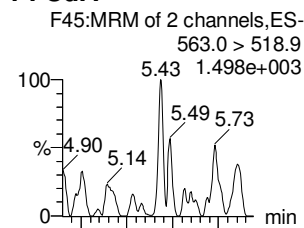
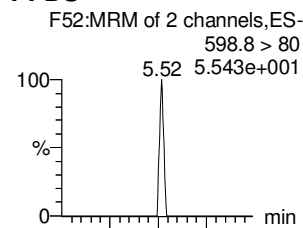
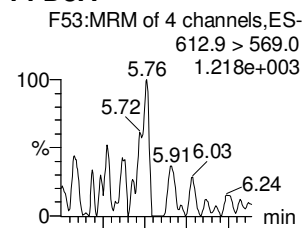
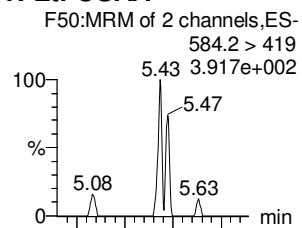
**PFDoA**

**PFDS**

**PFUdA**

**N-MeFOSA**

**PFTrDA**



**d5-N-EtFOSAA**

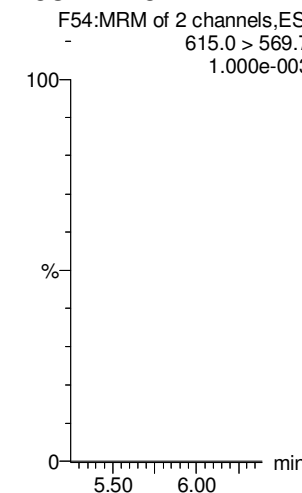
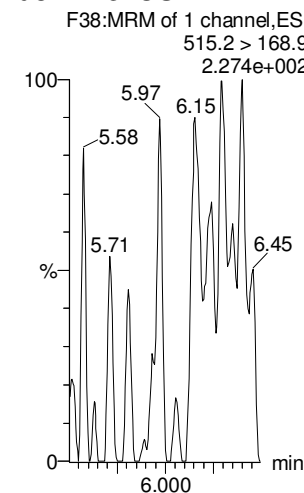
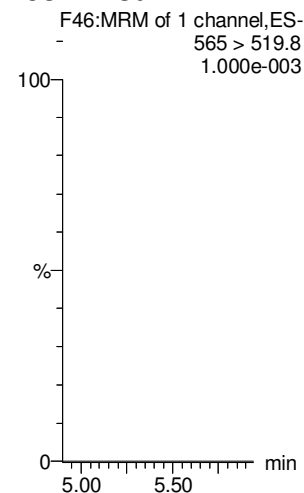
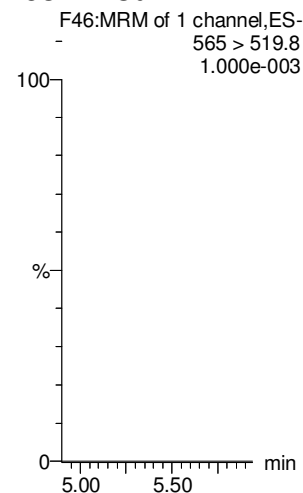
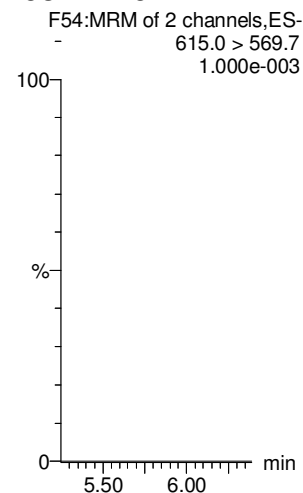
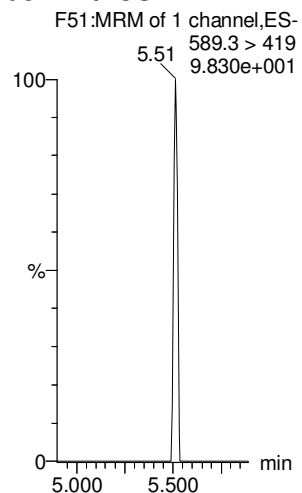
**13C2-PFDoA**

**13C2-PFUdA**

**13C2-PFUdA**

**d3-N-MeFOSA**

**13C2-PFDoA**



Dataset: Untitled

Last Altered: Thursday, March 01, 2018 14:33:03 Pacific Standard Time

Printed: Thursday, March 01, 2018 14:33:08 Pacific Standard Time

Name: 180228M1\_12, Date: 28-Feb-2018, Time: 22:39:39, ID: IPA, Description: IPA

**PFTeDA**

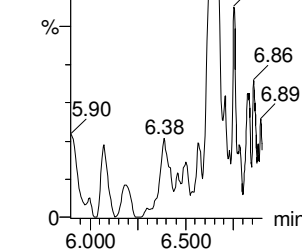
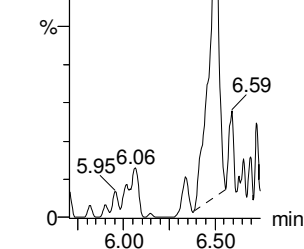
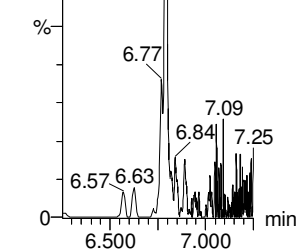
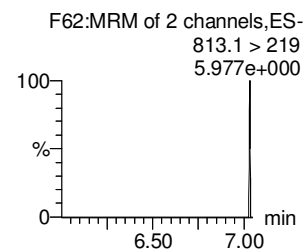
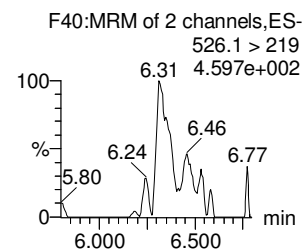
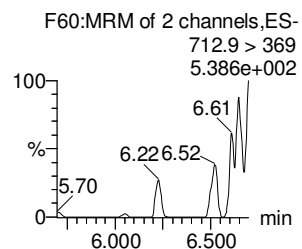
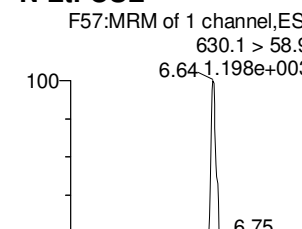
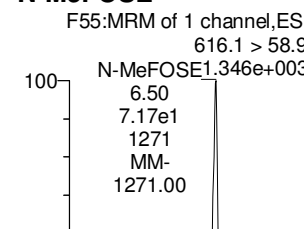
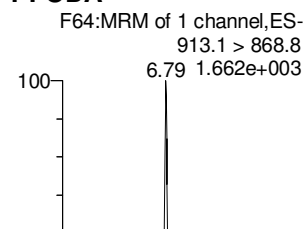
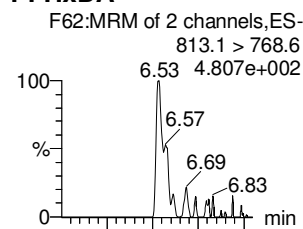
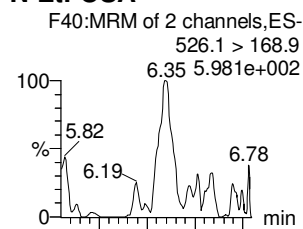
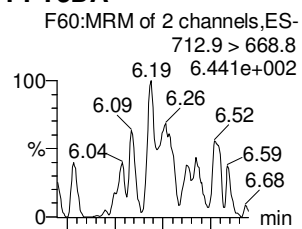
**N-EtFOSEA**

**PFHxDA**

**PFODA**

**N-MeFOSE**

**N-EtFOSE**



**13C2-PFTeDA**

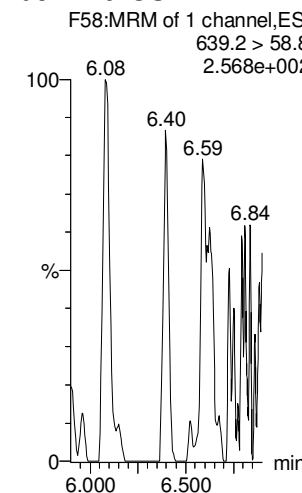
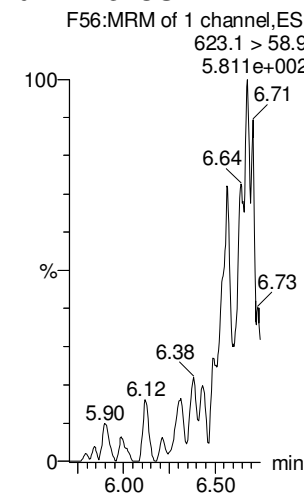
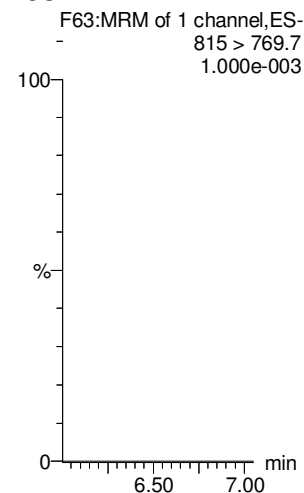
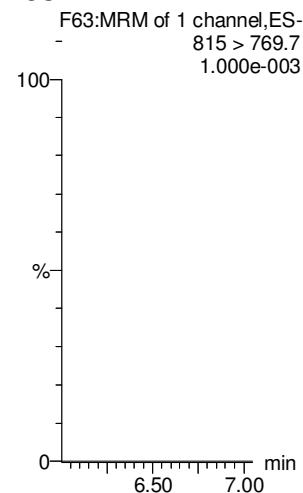
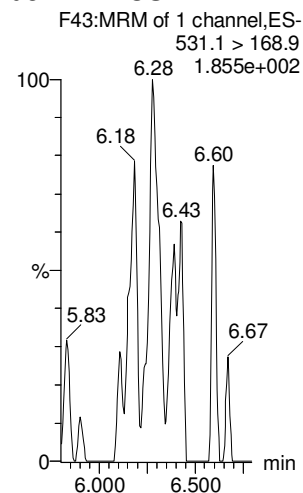
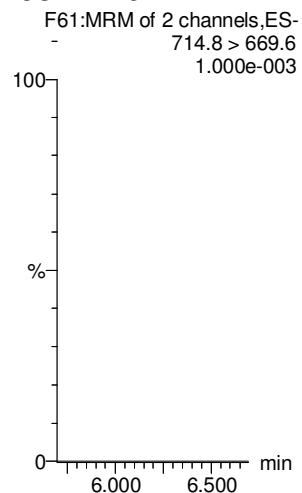
**d5-N-ETFOSEA**

**13C2-PFHxDA**

**13C2-PFHxDA**

**d7-N-MeFOSE**

**d9-N-EtFOSE**



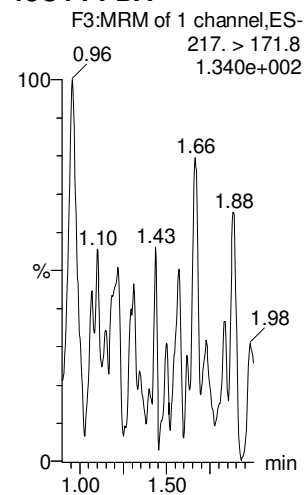
Dataset: Untitled

Last Altered: Thursday, March 01, 2018 14:33:03 Pacific Standard Time

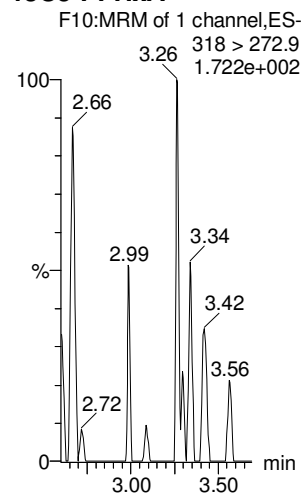
Printed: Thursday, March 01, 2018 14:33:08 Pacific Standard Time

Name: 180228M1\_12, Date: 28-Feb-2018, Time: 22:39:39, ID: IPA, Description: IPA

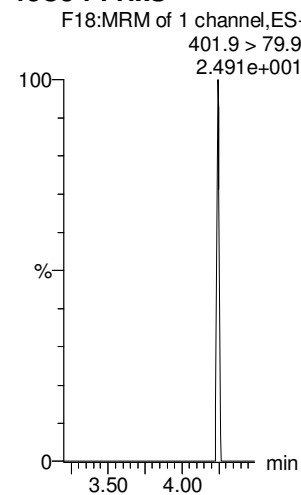
**13C4-PFBA**



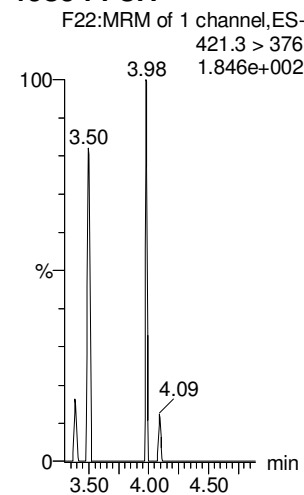
**13C5-PFHxA**



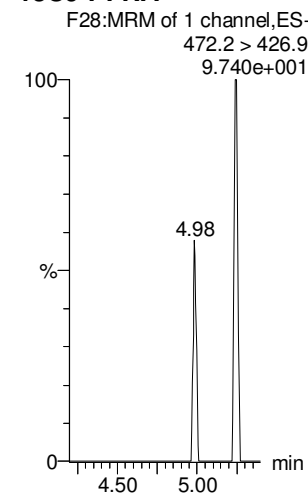
**13C3-PFHxS**



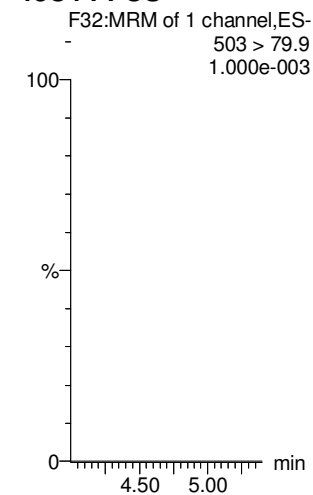
**13C8-PFOA**



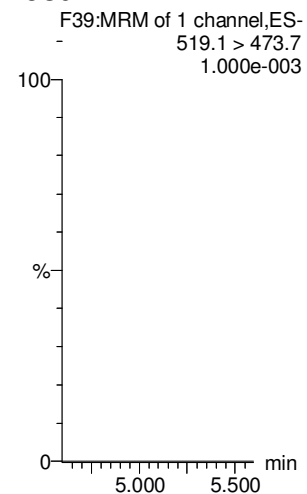
**13C9-PFNA**



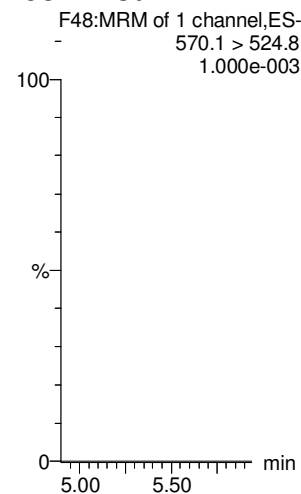
**13C4-PFOS**



**13C6-PFDA**



**13C7-PFUdA**



Dataset: F:\Projects\PFAS.PRO\Results\180301M1\180301M1-CRV.qld

*MT 3/5/18*

Last Altered: Saturday, March 03, 2018 05:10:16 Pacific Standard Time  
 Printed: Saturday, March 03, 2018 05:11:05 Pacific Standard Time

Method: F:\Projects\PFAS.PRO\MethDB\PFAS\_FULL\_80C\_022718.mdb 28 Feb 2018 13:19:45  
 Calibration: F:\Projects\PFAS.PRO\CurveDB\C18\_VAL-PFAS\_Q4\_03-01-18-FULL.cdb 03 Mar 2018 05:10:16

**Compound name: PFBA**

Correlation coefficient:  $r = 0.999933$ ,  $r^2 = 0.999866$

Calibration curve:  $1.21518 * x + -0.0256219$

Response type: Internal Std ( Ref 34 ), Area \* ( IS Conc. / IS Area )

Curve type: Linear, Origin: Include, Weighting: 1/x, Axis trans: None

*gm  
3/3/18*

	# Name	Type	Std. Conc	RT	Area	IS Area	Response	Conc.	%Dev	Conc. Flag	CoD	CoD Flag	x=excluded
1	1 180301M1_2	Standard	0.250	1.46	135.658	6286.779	0.270	0.2	-2.8	NO	1.000	NO	MM
2	2 180301M1_3	Standard	0.500	1.45	266.757	6958.397	0.479	0.4	-16.9	NO	1.000	NO	MM
3	3 180301M1_4	Standard	1.000	1.45	721.749	6946.079	1.299	1.1	9.0	NO	1.000	NO	bb
4	4 180301M1_5	Standard	2.000	1.44	1460.232	6882.975	2.652	2.2	10.2	NO	1.000	NO	MM
5	5 180301M1_6	Standard	5.000	1.45	3164.139	6660.850	5.938	4.9	-1.8	NO	1.000	NO	MM
6	6 180301M1_7	Standard	10.000	1.44	5863.623	6222.417	11.779	9.7	-2.9	NO	1.000	NO	bb
7	7 180301M1_8	Standard	50.000	1.44	32314.246	6796.288	59.434	48.9	-2.1	NO	1.000	NO	MM
8	8 180301M1_9	Standard	100.000	1.45	61229.617	6412.225	119.361	98.2	-1.8	NO	1.000	NO	MM
9	9 180301M1_10	Standard	250.000	1.45	162441.047	6672.185	304.325	250.5	0.2	NO	1.000	NO	MM
10	10 180301M1_11	Standard	500.000	1.45	291507.344	5967.153	610.650	502.5	0.5	NO	1.000	NO	MM

**Compound name: PFPeA**

Correlation coefficient:  $r = 0.999732$ ,  $r^2 = 0.999463$

Calibration curve:  $1.00597 * x + 0.00234598$

Response type: Internal Std ( Ref 35 ), Area \* ( IS Conc. / IS Area )

Curve type: Linear, Origin: Exclude, Weighting: 1/x, Axis trans: None

	# Name	Type	Std. Conc	RT	Area	IS Area	Response	Conc.	%Dev	Conc. Flag	CoD	CoD Flag	x=excluded
1	1 180301M1_2	Standard	0.250	2.42	245.356	12365.768	0.248	0.2	-2.3	NO	0.999	NO	MM
2	2 180301M1_3	Standard	0.500	2.42	503.459	13322.704	0.472	0.5	-6.6	NO	0.999	NO	bb
3	3 180301M1_4	Standard	1.000	2.41	1147.483	12966.504	1.106	1.1	9.7	NO	0.999	NO	bb
4	4 180301M1_5	Standard	2.000	2.42	2135.908	13260.860	2.013	2.0	-0.0	NO	0.999	NO	bb
5	5 180301M1_6	Standard	5.000	2.42	5119.511	12760.613	5.015	5.0	-0.3	NO	0.999	NO	MM
6	6 180301M1_7	Standard	10.000	2.41	10018.637	12144.494	10.312	10.2	2.5	NO	0.999	NO	MM
7	7 180301M1_8	Standard	50.000	2.41	48048.945	12385.531	48.493	48.2	-3.6	NO	0.999	NO	MM
8	8 180301M1_9	Standard	100.000	2.42	98040.086	11897.310	103.007	102.4	2.4	NO	0.999	NO	MM
9	9 180301M1_10	Standard	250.000	2.42	242837.563	12462.676	243.565	242.1	-3.2	NO	0.999	NO	MM

Dataset: F:\Projects\PFAS.PRO\Results\180301M1\180301M1-CRV.qld

Last Altered: Saturday, March 03, 2018 05:10:16 Pacific Standard Time

Printed: Saturday, March 03, 2018 05:11:05 Pacific Standard Time

**Compound name: PFPeA**

#	Name	Type	Std. Conc	RT	Area	IS Area	Response	Conc.	%Dev	Conc. Flag	CoD	CoD Flag	x=excluded
10	10 180301M1_11	Standard	500.000	2.41	410959.500	10071.927	510.031	507.0	1.4	NO	0.999	NO	MM

**Compound name: PFBS**

Coefficient of Determination: R<sup>2</sup> = 0.999738

Calibration curve: -0.0001083 \* x<sup>2</sup> + 1.80781 \* x + -0.110765

Response type: Internal Std ( Ref 36 ), Area \* ( IS Conc. / IS Area )

Curve type: 2nd Order, Origin: Exclude, Weighting: 1/x, Axis trans: None

#	Name	Type	Std. Conc	RT	Area	IS Area	Response	Conc.	%Dev	Conc. Flag	CoD	CoD Flag	x=excluded
1	1 180301M1_2	Standard	0.250	2.70	53.841	1714.972	0.392	0.3	11.3	NO	1.000	NO	MM
2	2 180301M1_3	Standard	0.500	2.69	98.916	1691.487	0.731	0.5	-6.9	NO	1.000	NO	bb
3	3 180301M1_4	Standard	1.000	2.68	242.299	1654.450	1.831	1.1	7.4	NO	1.000	NO	bb
4	4 180301M1_5	Standard	2.000	2.69	478.066	1621.268	3.686	2.1	5.0	NO	1.000	NO	MM
5	5 180301M1_6	Standard	5.000	2.70	1029.630	1622.102	7.934	4.5	-11.0	NO	1.000	NO	MM
6	6 180301M1_7	Standard	10.000	2.69	2138.917	1609.169	16.615	9.3	-7.4	NO	1.000	NO	bb
7	7 180301M1_8	Standard	50.000	2.68	11191.259	1565.804	89.341	49.6	-0.7	NO	1.000	NO	MM
8	8 180301M1_9	Standard	100.000	2.69	22311.174	1509.528	184.753	102.9	2.9	NO	1.000	NO	MM
9	9 180301M1_10	Standard	250.000	2.70	51515.148	1456.884	441.998	248.2	-0.7	NO	1.000	NO	MM
10	10 180301M1_11	Standard	500.000	2.69	88628.734	1262.763	877.329	500.4	0.1	NO	1.000	NO	MM

**Compound name: 4:2 FTS**

Coefficient of Determination: R<sup>2</sup> = 0.999555

Calibration curve: -9.45792e-005 \* x<sup>2</sup> + 1.39095 \* x + 0.0149965

Response type: Internal Std ( Ref 36 ), Area \* ( IS Conc. / IS Area )

Curve type: 2nd Order, Origin: Exclude, Weighting: 1/x, Axis trans: None

#	Name	Type	Std. Conc	RT	Area	IS Area	Response	Conc.	%Dev	Conc. Flag	CoD	CoD Flag	x=excluded
1	1 180301M1_2	Standard	0.250	3.10	50.905	1714.972	0.371	0.3	2.4	NO	1.000	NO	MM
2	2 180301M1_3	Standard	0.500	3.09	106.086	1691.487	0.784	0.6	10.6	NO	1.000	NO	bb
3	3 180301M1_4	Standard	1.000	3.08	181.856	1654.450	1.374	1.0	-2.3	NO	1.000	NO	bb
4	4 180301M1_5	Standard	2.000	3.09	354.889	1621.268	2.736	2.0	-2.2	NO	1.000	NO	bb
5	5 180301M1_6	Standard	5.000	3.10	798.517	1622.102	6.153	4.4	-11.7	NO	1.000	NO	bb
6	6 180301M1_7	Standard	10.000	3.09	1768.300	1609.169	13.736	9.9	-1.3	NO	1.000	NO	bb
7	7 180301M1_8	Standard	50.000	3.09	9027.716	1565.804	72.069	52.0	4.0	NO	1.000	NO	MM

Dataset: F:\Projects\PFAS.PRO\Results\180301M1\180301M1-CRV.qld

Last Altered: Saturday, March 03, 2018 05:10:16 Pacific Standard Time  
 Printed: Saturday, March 03, 2018 05:11:05 Pacific Standard Time

**Compound name: 4:2 FTS**

#	Name	Type	Std. Conc	RT	Area	IS Area	Response	Conc.	%Dev	Conc. Flag	CoD	CoD Flag	x=excluded
8	8 180301M1_9	Standard	100.000	3.09	17111.162	1509.528	141.693	102.6	2.6	NO	1.000	NO	MM
9	9 180301M1_10	Standard	250.000	3.10	38839.133	1456.884	333.238	243.6	-2.6	NO	1.000	NO	bb
10	10 180301M1_11	Standard	500.000	3.09	68207.023	1262.763	675.176	502.6	0.5	NO	1.000	NO	bb

**Compound name: PFHxA**

Coefficient of Determination: R<sup>2</sup> = 0.999401

Calibration curve: -0.000167228 \* x<sup>2</sup> + 1.53598 \* x + 0.061558

Response type: Internal Std ( Ref 37 ), Area \* ( IS Conc. / IS Area )

Curve type: 2nd Order, Origin: Include, Weighting: 1/x, Axis trans: None

#	Name	Type	Std. Conc	RT	Area	IS Area	Response	Conc.	%Dev	Conc. Flag	CoD	CoD Flag	x=excluded
1	1 180301M1_2	Standard	0.250	3.19	309.128	3787.204	0.408	0.2	-9.7	NO	0.999	NO	bb
2	2 180301M1_3	Standard	0.500	3.18	635.117	3818.646	0.832	0.5	0.3	NO	0.999	NO	bb
3	3 180301M1_4	Standard	1.000	3.18	1247.199	3524.773	1.769	1.1	11.2	NO	0.999	NO	bb
4	4 180301M1_5	Standard	2.000	3.19	2459.177	3797.590	3.238	2.1	3.4	NO	0.999	NO	bb
5	5 180301M1_6	Standard	5.000	3.19	5797.657	3804.469	7.620	4.9	-1.5	NO	0.999	NO	bb
6	6 180301M1_7	Standard	10.000	3.18	11413.377	3334.226	17.115	11.1	11.2	NO	0.999	NO	MM
7	7 180301M1_8	Standard	50.000	3.18	60329.688	3732.596	80.815	52.9	5.8	NO	0.999	NO	MM
8	8 180301M1_9	Standard	100.000	3.19	103893.352	3575.754	145.275	95.5	-4.5	NO	0.999	NO	MM
9	9 180301M1_10	Standard	250.000	3.19	265609.688	3561.678	372.872	249.5	-0.2	NO	0.999	NO	MM
10	10 180301M1_11	Standard	500.000	3.18	488983.531	3360.802	727.480	500.9	0.2	NO	0.999	NO	MM

**Compound name: PFPeS**

Correlation coefficient: r = 0.999511, r<sup>2</sup> = 0.999022

Calibration curve: 1.97048 \* x + -0.0874669

Response type: Internal Std ( Ref 36 ), Area \* ( IS Conc. / IS Area )

Curve type: Linear, Origin: Exclude, Weighting: 1/x, Axis trans: None

#	Name	Type	Std. Conc	RT	Area	IS Area	Response	Conc.	%Dev	Conc. Flag	CoD	CoD Flag	x=excluded
1	1 180301M1_2	Standard	0.250	3.39	50.239	1714.972	0.366	0.2	-7.9	NO	0.999	NO	MM
2	2 180301M1_3	Standard	0.500	3.39	112.011	1691.487	0.828	0.5	-7.1	NO	0.999	NO	bb
3	3 180301M1_4	Standard	1.000	3.38	233.117	1654.450	1.761	0.9	-6.2	NO	0.999	NO	bb
4	4 180301M1_5	Standard	2.000	3.39	599.905	1621.268	4.625	2.4	19.6	NO	0.999	NO	bb
5	5 180301M1_6	Standard	5.000	3.39	1320.434	1622.102	10.175	5.2	4.2	NO	0.999	NO	bb

Dataset: F:\Projects\PFAS.PRO\Results\180301M1\180301M1-CRV.qld

Last Altered: Saturday, March 03, 2018 05:10:16 Pacific Standard Time

Printed: Saturday, March 03, 2018 05:11:05 Pacific Standard Time

**Compound name: PFPeS**

#	Name	Type	Std. Conc	RT	Area	IS Area	Response	Conc.	%Dev	Conc. Flag	CoD	CoD Flag	x=excluded
6	6 180301M1_7	Standard	10.000	3.38	2292.361	1609.169	17.807	9.1	-9.2	NO	0.999	NO	bb
7	7 180301M1_8	Standard	50.000	3.38	12515.984	1565.804	99.917	50.8	1.5	NO	0.999	NO	MM
8	8 180301M1_9	Standard	100.000	3.39	24927.375	1509.528	206.417	104.8	4.8	NO	0.999	NO	bb
9	9 180301M1_10	Standard	250.000	3.39	58963.379	1456.884	505.903	256.8	2.7	NO	0.999	NO	MM
10	10 180301M1_11	Standard	500.000	3.38	97152.781	1262.763	961.708	488.1	-2.4	NO	0.999	NO	MM

**Compound name: PFHpA**

Correlation coefficient:  $r = 0.999214$ ,  $r^2 = 0.998428$

Calibration curve:  $1.37003 * x + -0.0299465$

Response type: Internal Std ( Ref 38 ), Area \* ( IS Conc. / IS Area )

Curve type: Linear, Origin: Exclude, Weighting: 1/x, Axis trans: None

#	Name	Type	Std. Conc	RT	Area	IS Area	Response	Conc.	%Dev	Conc. Flag	CoD	CoD Flag	x=excluded
1	1 180301M1_2	Standard	0.250	3.81	251.998	8476.845	0.372	0.3	17.2	NO	0.998	NO	bb
2	2 180301M1_3	Standard	0.500	3.80	495.658	9463.217	0.655	0.5	-0.1	NO	0.998	NO	MM
3	3 180301M1_4	Standard	1.000	3.80	946.567	8861.947	1.335	1.0	-0.4	NO	0.998	NO	bb
4	4 180301M1_5	Standard	2.000	3.80	1955.142	9052.763	2.700	2.0	-0.4	NO	0.998	NO	bb
5	5 180301M1_6	Standard	5.000	3.81	4927.217	9795.044	6.288	4.6	-7.8	NO	0.998	NO	MM
6	6 180301M1_7	Standard	10.000	3.80	9441.985	9084.935	12.991	9.5	-5.0	NO	0.998	NO	bb
7	7 180301M1_8	Standard	50.000	3.79	45158.984	8543.293	66.074	48.2	-3.5	NO	0.998	NO	MM
8	8 180301M1_9	Standard	100.000	3.80	89408.023	7947.266	140.627	102.7	2.7	NO	0.998	NO	MM
9	9 180301M1_10	Standard	250.000	3.81	221058.953	8559.754	322.817	235.6	-5.7	NO	0.998	NO	MM
10	10 180301M1_11	Standard	500.000	3.80	380069.250	6743.052	704.557	514.3	2.9	NO	0.998	NO	MM



Dataset: F:\Projects\PFAS.PRO\Results\180301M1\180301M1-CRV.qld

Last Altered: Saturday, March 03, 2018 05:24:54 Pacific Standard Time

Printed: Saturday, March 03, 2018 05:25:50 Pacific Standard Time

Method: F:\Projects\PFAS.PRO\MethDB\PFAS\_FULL\_80C\_022718.mdb 28 Feb 2018 13:19:45

Calibration: F:\Projects\PFAS.PRO\CurveDB\C18\_VAL-PFAS\_Q4\_03-01-18-FULL.cdb 03 Mar 2018 05:24:54

**Compound name: L-PFHxS**

Coefficient of Determination:  $R^2 = 0.999223$

Calibration curve:  $0.00128029 * x^2 + 1.60315 * x + 0.660702$

Response type: Internal Std ( Ref 39 ), Area \* ( IS Conc. / IS Area )

Curve type: 2nd Order, Origin: Exclude, Weighting: 1/x, Axis trans: None

	# Name	Type	Std. Conc	RT	Area	IS Area	Response	Conc.	%Dev	Conc. Flag	CoD	CoD Flag	x=excluded
1	1 180301M1_2	Standard	0.250	3.96	57.637	1054.533	0.683	0.0	-94.4	YES	0.999	NO	MMX
2	2 180301M1_3	Standard	0.500	3.95	71.996	1224.092	0.735	0.0	-90.7	YES	0.999	NO	MMX
3	3 180301M1_4	Standard	1.000	3.94	189.406	1204.419	1.966	0.8	-18.6	NO	0.999	NO	MM
4	4 180301M1_5	Standard	2.000	3.95	344.175	1163.666	3.697	1.9	-5.4	NO	0.999	NO	MM
5	5 180301M1_6	Standard	5.000	3.96	890.283	1078.241	10.321	6.0	19.9	NO	0.999	NO	MM
6	6 180301M1_7	Standard	10.000	3.95	1522.598	1082.008	17.590	10.5	4.7	NO	0.999	NO	MM
7	7 180301M1_8	Standard	50.000	3.95	8605.534	1255.073	85.708	51.0	1.9	NO	0.999	NO	MM
8	8 180301M1_9	Standard	100.000	3.95	15853.970	1176.479	168.447	97.1	-2.9	NO	0.999	NO	MM
9	9 180301M1_10	Standard	250.000	3.96	38320.910	991.333	483.199	250.8	0.3	NO	0.999	NO	MM
10	10 180301M1_11	Standard	500.000	3.95	70201.594	990.943	885.540	414.7	-17.1	NO	0.999	NO	MMX

**Compound name: 6:2 FTS**

Coefficient of Determination:  $R^2 = 0.996330$

Calibration curve:  $5.72594e-005 * x^2 + 0.17718 * x + 0.0436809$

Response type: Internal Std ( Ref 40 ), Area \* ( IS Conc. / IS Area )

Curve type: 2nd Order, Origin: Include, Weighting: 1/x, Axis trans: None

	# Name	Type	Std. Conc	RT	Area	IS Area	Response	Conc.	%Dev	Conc. Flag	CoD	CoD Flag	x=excluded
1	1 180301M1_2	Standard	0.250	4.28	35.845	14065.086	0.032			NO	0.996	NO	MMXI
2	2 180301M1_3	Standard	0.500	4.27	138.375	13570.739	0.127	0.5	-5.4	NO	0.996	NO	bb
3	3 180301M1_4	Standard	1.000	4.27	249.441	13951.717	0.223	1.0	1.4	NO	0.996	NO	bb
4	4 180301M1_5	Standard	2.000	4.28	584.407	15361.831	0.476	2.4	21.8	NO	0.996	NO	bb
5	5 180301M1_6	Standard	5.000	4.28	1074.214	15073.758	0.891	4.8	-4.5	NO	0.996	NO	bb
6	6 180301M1_7	Standard	10.000	4.28	2368.426	12984.561	2.280	12.6	25.7	NO	0.996	NO	bb
7	7 180301M1_8	Standard	50.000	4.27	12267.751	14714.071	10.422	57.5	15.0	NO	0.996	NO	bb
8	8 180301M1_9	Standard	100.000	4.28	20133.938	13559.312	18.561	101.2	1.2	NO	0.996	NO	MM
9	9 180301M1_10	Standard	250.000	4.28	51324.082	14544.747	44.109	231.4	-7.4	NO	0.996	NO	MM
10	10 180301M1_11	Standard	500.000	4.27	98072.203	11713.109	104.661	507.3	1.5	NO	0.996	NO	MM

Dataset: F:\Projects\PFAS.PRO\Results\180301M1\180301M1-CRV.qld

Last Altered: Saturday, March 03, 2018 05:10:16 Pacific Standard Time

Printed: Saturday, March 03, 2018 05:11:05 Pacific Standard Time

**Compound name: L-PFOA**

Correlation coefficient:  $r = 0.999526$ ,  $r^2 = 0.999052$

Calibration curve:  $0.967604 * x + 0.0816853$

Response type: Internal Std ( Ref 40 ), Area \* ( IS Conc. / IS Area )

Curve type: Linear, Origin: Exclude, Weighting: 1/x, Axis trans: None

#	Name	Type	Std. Conc	RT	Area	IS Area	Response	Conc.	%Dev	Conc. Flag	CoD	CoD Flag	x=excluded
1	1 180301M1_2	Standard	0.250	4.34	305.118	14065.086	0.271	0.2	-21.7	NO	0.999	NO	bb
2	2 180301M1_3	Standard	0.500	4.33	584.660	13570.739	0.539	0.5	-5.6	NO	0.999	NO	bb
3	3 180301M1_4	Standard	1.000	4.32	1282.137	13951.717	1.149	1.1	10.3	NO	0.999	NO	bb
4	4 180301M1_5	Standard	2.000	4.33	2575.411	15361.831	2.096	2.1	4.1	NO	0.999	NO	bb
5	5 180301M1_6	Standard	5.000	4.34	5770.047	15073.758	4.785	4.9	-2.8	NO	0.999	NO	bb
6	6 180301M1_7	Standard	10.000	4.32	10780.984	12984.561	10.379	10.6	6.4	NO	0.999	NO	bb
7	7 180301M1_8	Standard	50.000	4.32	63838.750	14714.071	54.233	56.0	11.9	NO	0.999	NO	MM
8	8 180301M1_9	Standard	100.000	4.33	103285.234	13559.312	95.216	98.3	-1.7	NO	0.999	NO	MM
9	9 180301M1_10	Standard	250.000	4.34	281551.250	14544.747	241.970	250.0	-0.0	NO	0.999	NO	bb
10	10 180301M1_11	Standard	500.000	4.32	449002.719	11713.109	479.167	495.1	-1.0	NO	0.999	NO	MM

**Compound name: PFHpS**

Coefficient of Determination:  $R^2 = 0.998869$

Calibration curve:  $-5.90696e-005 * x^2 + 0.236416 * x + 0.00450455$

Response type: Internal Std ( Ref 40 ), Area \* ( IS Conc. / IS Area )

Curve type: 2nd Order, Origin: Exclude, Weighting: 1/x, Axis trans: None

#	Name	Type	Std. Conc	RT	Area	IS Area	Response	Conc.	%Dev	Conc. Flag	CoD	CoD Flag	x=excluded
1	1 180301M1_2	Standard	0.250	4.45	51.803	14065.086	0.046	0.2	-29.7	NO	0.999	NO	MM
2	2 180301M1_3	Standard	0.500	4.44	121.503	13570.739	0.112	0.5	-9.1	NO	0.999	NO	MM
3	3 180301M1_4	Standard	1.000	4.44	330.637	13951.717	0.296	1.2	23.4	NO	0.999	NO	bb
4	4 180301M1_5	Standard	2.000	4.44	581.020	15361.831	0.473	2.0	-0.9	NO	0.999	NO	bb
5	5 180301M1_6	Standard	5.000	4.44	1346.987	15073.758	1.117	4.7	-5.8	NO	0.999	NO	bb
6	6 180301M1_7	Standard	10.000	4.44	3016.936	12984.561	2.904	12.3	23.0	NO	0.999	NO	bb
7	7 180301M1_8	Standard	50.000	4.43	13649.974	14714.071	11.596	49.6	-0.7	NO	0.999	NO	MM
8	8 180301M1_9	Standard	100.000	4.44	25504.992	13559.312	23.512	102.0	2.0	NO	0.999	NO	MM
9	9 180301M1_10	Standard	250.000	4.44	62671.105	14544.747	53.861	242.5	-3.0	NO	0.999	NO	MM
10	10 180301M1_11	Standard	500.000	4.44	97574.805	11713.109	104.130	503.9	0.8	NO	0.999	NO	MM

Dataset: F:\Projects\PFAS.PRO\Results\180301M1\180301M1-CRV.qld

Last Altered: Saturday, March 03, 2018 05:10:16 Pacific Standard Time

Printed: Saturday, March 03, 2018 05:11:05 Pacific Standard Time

**Compound name: PFNA**

Coefficient of Determination:  $R^2 = 0.999673$

Calibration curve:  $-0.00096212 * x^2 + 1.44117 * x - 0.0367972$

Response type: Internal Std ( Ref 41 ), Area \* ( IS Conc. / IS Area )

Curve type: 2nd Order, Origin: Exclude, Weighting: 1/x, Axis trans: None

#	Name	Type	Std. Conc	RT	Area	IS Area	Response	Conc.	%Dev	Conc. Flag	CoD	CoD Flag	x=excluded
1	1 180301M1_2	Standard	0.250	4.78	296.057	10980.739	0.337	0.3	3.8	NO	1.000	NO	bb
2	2 180301M1_3	Standard	0.500	4.77	606.913	10286.331	0.738	0.5	7.5	NO	1.000	NO	bb
3	3 180301M1_4	Standard	1.000	4.76	1245.287	11316.348	1.376	1.0	-1.9	NO	1.000	NO	bb
4	4 180301M1_5	Standard	2.000	4.77	2777.847	11950.156	2.906	2.0	2.2	NO	1.000	NO	bb
5	5 180301M1_6	Standard	5.000	4.78	6551.431	12301.189	6.657	4.7	-6.8	NO	1.000	NO	MM
6	6 180301M1_7	Standard	10.000	4.76	11311.691	10657.583	13.267	9.3	-7.1	NO	1.000	NO	MM
7	7 180301M1_8	Standard	50.000	4.76	59706.488	10470.964	71.276	51.2	2.5	NO	1.000	NO	MM
8	8 180301M1_9	Standard	100.000	4.77	114508.359	10642.840	134.490	100.0	0.0	NO	1.000	NO	bb
9	9 180301M1_10	Standard	250.000	4.78	265976.781	11088.648	299.830	249.7	-0.1	NO	1.000	NO	MM
10	10 180301M1_11	Standard	500.000	4.76	569968.375	9629.197	739.896			NO	1.000	NO	MMXI

**Compound name: PFOSA**

Correlation coefficient:  $r = 0.996929$ ,  $r^2 = 0.993868$

Calibration curve:  $1.06783 * x + -0.0152718$

Response type: Internal Std ( Ref 42 ), Area \* ( IS Conc. / IS Area )

Curve type: Linear, Origin: Exclude, Weighting: 1/x, Axis trans: None

#	Name	Type	Std. Conc	RT	Area	IS Area	Response	Conc.	%Dev	Conc. Flag	CoD	CoD Flag	x=excluded
1	1 180301M1_2	Standard	0.250	4.84	64.754	3122.339	0.259	0.3	2.8	NO	0.994	NO	bb
2	2 180301M1_3	Standard	0.500	4.83	144.831	2975.654	0.608	0.6	16.8	NO	0.994	NO	bb
3	3 180301M1_4	Standard	1.000	4.83	270.277	3549.686	0.952	0.9	-9.4	NO	0.994	NO	bb
4	4 180301M1_5	Standard	2.000	4.83	652.958	3856.607	2.116	2.0	-0.2	NO	0.994	NO	MM
5	5 180301M1_6	Standard	5.000	4.84	1289.733	3514.271	4.587	4.3	-13.8	NO	0.994	NO	bb
6	6 180301M1_7	Standard	10.000	4.83	3085.219	3264.274	11.814	11.1	10.8	NO	0.994	NO	MM
7	7 180301M1_8	Standard	50.000	4.83	13911.107	3510.666	49.532	46.4	-7.2	NO	0.994	NO	MM
8	8 180301M1_9	Standard	100.000	4.84	23547.014	3001.923	98.050	91.8	-8.2	NO	0.994	NO	MM
9	9 180301M1_10	Standard	250.000	4.84	60896.184	2542.120	299.436	280.4	12.2	NO	0.994	NO	bb
10	10 180301M1_11	Standard	500.000	4.83	99631.414	2425.020	513.560	481.0	-3.8	NO	0.994	NO	MM

Dataset: F:\Projects\PFAS.PRO\Results\180301M1\180301M1-CRV.qld

Last Altered: Saturday, March 03, 2018 05:10:16 Pacific Standard Time  
 Printed: Saturday, March 03, 2018 05:11:05 Pacific Standard Time

**Compound name: L-PFOS**

Correlation coefficient:  $r = 0.997880$ ,  $r^2 = 0.995765$

Calibration curve:  $1.10479 * x + 0.0220104$

Response type: Internal Std ( Ref 43 ), Area \* ( IS Conc. / IS Area )

Curve type: Linear, Origin: Exclude, Weighting: 1/x, Axis trans: None

#	Name	Type	Std. Conc	RT	Area	IS Area	Response	Conc.	%Dev	Conc. Flag	CoD	CoD Flag	x=excluded
1	1 180301M1_2	Standard	0.250	4.85	89.171	3696.443	0.302	0.3	1.2	NO	0.996	NO	MM
2	2 180301M1_3	Standard	0.500	4.85	169.439	3351.062	0.632	0.6	10.4	NO	0.996	NO	MM
3	3 180301M1_4	Standard	1.000	4.84	355.173	3584.908	1.238	1.1	10.1	NO	0.996	NO	MM
4	4 180301M1_5	Standard	2.000	4.85	578.526	3753.576	1.927	1.7	-13.8	NO	0.996	NO	MM
5	5 180301M1_6	Standard	5.000	4.86	1407.449	3361.240	5.234	4.7	-5.6	NO	0.996	NO	MM
6	6 180301M1_7	Standard	10.000	4.85	2956.756	3438.096	10.750	9.7	-2.9	NO	0.996	NO	MM
7	7 180301M1_8	Standard	50.000	4.84	13835.647	3502.931	49.372	44.7	-10.7	NO	0.996	NO	MM
8	8 180301M1_9	Standard	100.000	4.85	28217.340	2755.735	127.994	115.8	15.8	NO	0.996	NO	MM
9	9 180301M1_10	Standard	250.000	4.85	65539.914	3129.026	261.822	237.0	-5.2	NO	0.996	NO	MM
10	10 180301M1_11	Standard	500.000	4.85	119348.211	2683.294	555.978	503.2	0.6	NO	0.996	NO	MM

**Compound name: PFDA**

Coefficient of Determination:  $R^2 = 0.997944$

Calibration curve:  $-0.00034341 * x^2 + 1.4956 * x + -0.0888583$

Response type: Internal Std ( Ref 44 ), Area \* ( IS Conc. / IS Area )

Curve type: 2nd Order, Origin: Exclude, Weighting: 1/x, Axis trans: None

#	Name	Type	Std. Conc	RT	Area	IS Area	Response	Conc.	%Dev	Conc. Flag	CoD	CoD Flag	x=excluded
1	1 180301M1_2	Standard	0.250	5.15	389.910	12822.903	0.380	0.3	25.4	NO	0.998	NO	bb
2	2 180301M1_3	Standard	0.500	5.15	761.650	12881.018	0.739	0.6	10.7	NO	0.998	NO	bb
3	3 180301M1_4	Standard	1.000	5.14	1194.680	11452.913	1.304	0.9	-6.9	NO	0.998	NO	MM
4	4 180301M1_5	Standard	2.000	5.15	3038.890	13884.592	2.736	1.9	-5.5	NO	0.998	NO	bb
5	5 180301M1_6	Standard	5.000	5.15	6874.391	12813.107	6.706	4.5	-9.0	NO	0.998	NO	bb
6	6 180301M1_7	Standard	10.000	5.15	12174.607	11921.728	12.765	8.6	-13.9	NO	0.998	NO	MM
7	7 180301M1_8	Standard	50.000	5.14	66152.906	10989.300	75.247	51.0	1.9	NO	0.998	NO	bd
8	8 180301M1_9	Standard	100.000	5.15	134541.344	12425.440	135.349	92.5	-7.5	NO	0.998	NO	bd
9	9 180301M1_10	Standard	250.000	5.15	300541.719	10085.922	372.477	265.3	6.1	NO	0.998	NO	bd
10	10 180301M1_11	Standard	500.000	5.14	571950.938	10934.418	653.842	493.1	-1.4	NO	0.998	NO	bd

Dataset: F:\Projects\PFAS.PRO\Results\180301M1\180301M1-CRV.qld

Last Altered: Monday, March 05, 2018 08:17:35 Pacific Standard Time

Printed: Monday, March 05, 2018 08:19:39 Pacific Standard Time

Method: F:\Projects\PFAS.PRO\MethDB\PFAS\_FULL\_80C\_022718.mdb 28 Feb 2018 13:19:45

Calibration: F:\Projects\PFAS.PRO\CurveDB\C18\_VAL-PFAS\_Q4\_03-01-18-FULL.cdb 05 Mar 2018 08:17:35

**Compound name: 8:2 FTS**

Coefficient of Determination: R<sup>2</sup> = 0.999048

Calibration curve:  $-5.52562e-006 * x^2 + 0.206679 * x + 0.0472478$

Response type: Internal Std ( Ref 40 ), Area \* ( IS Conc. / IS Area )

Curve type: 2nd Order, Origin: Include, Weighting: 1/x, Axis trans: None

	# Name	Type	Std. Conc	RT	Area	IS Area	Response	Conc.	%Dev	Conc. Flag	CoD	CoD Flag	x=excluded
1	1 180301M1_2	Standard	0.250	5.13	42.385	14065.086	0.038			NO	0.999	NO	MMXI
2	2 180301M1_3	Standard	0.500	5.11	166.839	13570.739	0.154	0.5	3.0	NO	0.999	NO	bb
3	3 180301M1_4	Standard	1.000	5.11	342.088	13951.717	0.306	1.3	25.4	NO	0.999	NO	bb
4	4 180301M1_5	Standard	2.000	5.12	541.099	15361.831	0.440	1.9	-4.9	NO	0.999	NO	bb
5	5 180301M1_6	Standard	5.000	5.12	1356.505	15073.758	1.125	5.2	4.3	NO	0.999	NO	bb
6	6 180301M1_7	Standard	10.000	5.11	2528.957	12984.561	2.435	11.6	15.5	NO	0.999	NO	MM
7	7 180301M1_8	Standard	50.000	5.11	12796.081	14714.071	10.871	52.4	4.9	NO	0.999	NO	MM
8	8 180301M1_9	Standard	100.000	5.12	22418.646	13559.312	20.667	100.0	0.0	NO	0.999	NO	MM
9	9 180301M1_10	Standard	250.000	5.12	57790.691	14544.747	49.666	241.6	-3.3	NO	0.999	NO	bb
10	10 180301M1_11	Standard	500.000	5.11	96328.086	11713.109	102.799	503.9	0.8	NO	0.999	NO	MM

**Compound name: PFNS**

Coefficient of Determination: R<sup>2</sup> = 0.996592

Calibration curve:  $-0.000247687 * x^2 + 0.933776 * x + -0.0403232$

Response type: Internal Std ( Ref 43 ), Area \* ( IS Conc. / IS Area )

Curve type: 2nd Order, Origin: Exclude, Weighting: 1/x, Axis trans: None

	# Name	Type	Std. Conc	RT	Area	IS Area	Response	Conc.	%Dev	Conc. Flag	CoD	CoD Flag	x=excluded
1	1 180301M1_2	Standard	0.250	5.21	38.575	3696.443	0.130	0.2	-26.8	NO	0.997	NO	MMX
2	2 180301M1_3	Standard	0.500	5.21	146.026	3351.062	0.545	0.6	25.3	NO	0.997	NO	MM
3	3 180301M1_4	Standard	1.000	5.21	217.955	3584.908	0.760	0.9	-14.3	NO	0.997	NO	MM
4	4 180301M1_5	Standard	2.000	5.21	542.925	3753.576	1.808	2.0	-1.0	NO	0.997	NO	MM
5	5 180301M1_6	Standard	5.000	5.21	1268.198	3361.240	4.716	5.1	2.0	NO	0.997	NO	MM
6	6 180301M1_7	Standard	10.000	5.20	2111.757	3438.096	7.678	8.3	-17.2	NO	0.997	NO	MM
7	7 180301M1_8	Standard	50.000	5.20	12608.370	3502.931	44.992	48.9	-2.3	NO	0.997	NO	MM
8	8 180301M1_9	Standard	100.000	5.21	22442.521	2755.735	101.799	112.4	12.4	NO	0.997	NO	MM
9	9 180301M1_10	Standard	250.000	5.21	51389.672	3129.026	205.294	234.5	-6.2	NO	0.997	NO	MM
10	10 180301M1_11	Standard	500.000	5.21	87837.703	2683.294	409.188	506.2	1.2	NO	0.997	NO	MM

Dataset: F:\Projects\PFAS.PRO\Results\180301M1\180301M1-CRV.qld

Last Altered: Saturday, March 03, 2018 05:10:16 Pacific Standard Time

Printed: Saturday, March 03, 2018 05:11:05 Pacific Standard Time

**Compound name: N-MeFOSAA**

Coefficient of Determination:  $R^2 = 0.998328$

Calibration curve:  $-0.000367023 * x^2 + 1.50008 * x + -0.201302$

Response type: Internal Std ( Ref 45 ), Area \* ( IS Conc. / IS Area )

Curve type: 2nd Order, Origin: Include, Weighting: 1/x, Axis trans: None

	# Name	Type	Std. Conc	RT	Area	IS Area	Response	Conc.	%Dev	Conc. Flag	CoD	CoD Flag	x=excluded
1	1 180301M1_2	Standard	0.250	5.31	87.007	5325.746	0.204	0.3	8.1	NO	0.998	NO	bb
2	2 180301M1_3	Standard	0.500	5.30	183.248	5552.029	0.413	0.4	-18.1	NO	0.998	NO	bb
3	3 180301M1_4	Standard	1.000	5.29	585.730	6131.177	1.194	0.9	-7.0	NO	0.998	NO	bb
4	4 180301M1_5	Standard	2.000	5.30	1298.840	6101.043	2.661	1.9	-4.5	NO	0.998	NO	bb
5	5 180301M1_6	Standard	5.000	5.30	2525.429	5737.662	5.502	3.8	-23.9	NO	0.998	NO	MM
6	6 180301M1_7	Standard	10.000	5.29	6212.387	5563.671	13.957	9.5	-5.4	NO	0.998	NO	MM
7	7 180301M1_8	Standard	50.000	5.29	29608.037	5190.762	71.300	48.2	-3.5	NO	0.998	NO	bb
8	8 180301M1_9	Standard	100.000	5.30	54271.961	4812.808	140.957	96.4	-3.6	NO	0.998	NO	MM
9	9 180301M1_10	Standard	250.000	5.30	135935.922	4584.626	370.630	264.3	5.7	NO	0.998	NO	MM
10	10 180301M1_11	Standard	500.000	5.30	220822.406	4246.339	650.038	492.9	-1.4	NO	0.998	NO	MM

**Compound name: N-EtFOSAA**

Coefficient of Determination:  $R^2 = 0.999538$

Calibration curve:  $0.000106014 * x^2 + 0.966433 * x + 0.00598936$

Response type: Internal Std ( Ref 46 ), Area \* ( IS Conc. / IS Area )

Curve type: 2nd Order, Origin: Include, Weighting: 1/x, Axis trans: None

	# Name	Type	Std. Conc	RT	Area	IS Area	Response	Conc.	%Dev	Conc. Flag	CoD	CoD Flag	x=excluded
1	1 180301M1_2	Standard	0.250	5.47	144.541	6104.505	0.296	0.3	20.0	NO	1.000	NO	bb
2	2 180301M1_3	Standard	0.500	5.45	229.996	5753.462	0.500	0.5	2.2	NO	1.000	NO	bb
3	3 180301M1_4	Standard	1.000	5.46	449.484	6360.894	0.883	0.9	-9.2	NO	1.000	NO	bb
4	4 180301M1_5	Standard	2.000	5.46	727.960	5862.503	1.552	1.6	-20.0	NO	1.000	NO	bb
5	5 180301M1_6	Standard	5.000	5.46	2247.923	6225.583	4.513	4.7	-6.8	NO	1.000	NO	MM
6	6 180301M1_7	Standard	10.000	5.45	5243.269	5873.237	11.159	11.5	15.3	NO	1.000	NO	bb
7	7 180301M1_8	Standard	50.000	5.45	21932.760	5463.563	50.180	51.6	3.2	NO	1.000	NO	bb
8	8 180301M1_9	Standard	100.000	5.46	38373.723	5000.331	95.928	98.2	-1.8	NO	1.000	NO	MM
9	9 180301M1_10	Standard	250.000	5.46	97658.953	4945.935	246.816	248.6	-0.6	NO	1.000	NO	MM
10	10 180301M1_11	Standard	500.000	5.45	172862.234	4231.750	510.611	500.8	0.2	NO	1.000	NO	MM

Dataset: F:\Projects\PFAS.PRO\Results\180301M1\180301M1-CRV.qld

Last Altered: Saturday, March 03, 2018 05:10:16 Pacific Standard Time

Printed: Saturday, March 03, 2018 05:11:05 Pacific Standard Time

**Compound name: PFUdA**

Coefficient of Determination:  $R^2 = 0.999538$

Calibration curve:  $-0.000236603 * x^2 + 1.05753 * x + -0.0119524$

Response type: Internal Std ( Ref 47 ), Area \* ( IS Conc. / IS Area )

Curve type: 2nd Order, Origin: Exclude, Weighting: 1/x, Axis trans: None

#	Name	Type	Std. Conc	RT	Area	IS Area	Response	Conc.	%Dev	Conc. Flag	CoD	CoD Flag	x=excluded
1	1 180301M1_2	Standard	0.250	5.48	305.914	16576.887	0.231	0.2	-8.2	NO	1.000	NO	bb
2	2 180301M1_3	Standard	0.500	5.47	554.018	15377.665	0.450	0.4	-12.6	NO	1.000	NO	bb
3	3 180301M1_4	Standard	1.000	5.47	1371.983	13273.690	1.292	1.2	23.3	NO	1.000	NO	bb
4	4 180301M1_5	Standard	2.000	5.47	2897.488	16384.205	2.211	2.1	5.1	NO	1.000	NO	bb
5	5 180301M1_6	Standard	5.000	5.47	5965.454	15134.521	4.927	4.7	-6.5	NO	1.000	NO	MM
6	6 180301M1_7	Standard	10.000	5.47	11928.685	13745.954	10.847	10.3	2.9	NO	1.000	NO	MM
7	7 180301M1_8	Standard	50.000	5.47	51475.262	12956.695	49.661	47.5	-5.0	NO	1.000	NO	MM
8	8 180301M1_9	Standard	100.000	5.48	104736.586	12777.180	102.464	99.1	-0.9	NO	1.000	NO	MM
9	9 180301M1_10	Standard	250.000	5.48	252705.500	12373.797	255.283	256.1	2.4	NO	1.000	NO	MM
10	10 180301M1_11	Standard	500.000	5.47	471807.594	12623.556	467.190	497.1	-0.6	NO	1.000	NO	MM

**Compound name: PFDS**

Coefficient of Determination:  $R^2 = 0.999378$

Calibration curve:  $-0.000168442 * x^2 + 0.285232 * x + -0.0186889$

Response type: Internal Std ( Ref 47 ), Area \* ( IS Conc. / IS Area )

Curve type: 2nd Order, Origin: Exclude, Weighting: 1/x, Axis trans: None

#	Name	Type	Std. Conc	RT	Area	IS Area	Response	Conc.	%Dev	Conc. Flag	CoD	CoD Flag	x=excluded
1	1 180301M1_2	Standard	0.250	5.52	72.228	16576.887	0.054	0.3	2.6	NO	0.999	NO	bb
2	2 180301M1_3	Standard	0.500	5.52	117.052	15377.665	0.095	0.4	-20.2	NO	0.999	NO	bb
3	3 180301M1_4	Standard	1.000	5.51	372.191	13273.690	0.350	1.3	29.5	NO	0.999	NO	bb
4	4 180301M1_5	Standard	2.000	5.52	778.823	16384.205	0.594	2.2	7.6	NO	0.999	NO	bb
5	5 180301M1_6	Standard	5.000	5.53	1408.711	15134.521	1.163	4.2	-16.9	NO	0.999	NO	bb
6	6 180301M1_7	Standard	10.000	5.52	2915.837	13745.954	2.652	9.4	-5.9	NO	0.999	NO	MM
7	7 180301M1_8	Standard	50.000	5.51	14751.914	12956.695	14.232	51.5	3.1	NO	0.999	NO	bb
8	8 180301M1_9	Standard	100.000	5.52	27659.584	12777.180	27.060	101.0	1.0	NO	0.999	NO	bb
9	9 180301M1_10	Standard	250.000	5.53	59630.488	12373.797	60.239	247.4	-1.0	NO	0.999	NO	bb
10	10 180301M1_11	Standard	500.000	5.52	101659.477	12623.556	100.664	501.5	0.3	NO	0.999	NO	MM

Dataset: F:\Projects\PFAS.PRO\Results\180301M1\180301M1-CRV.qld

Last Altered: Saturday, March 03, 2018 05:10:16 Pacific Standard Time

Printed: Saturday, March 03, 2018 05:11:05 Pacific Standard Time

**Compound name: PFD<sub>o</sub>A**

Coefficient of Determination: R<sup>2</sup> = 0.993413

Calibration curve: -0.000423255 \* x<sup>2</sup> + 1.34335 \* x + -0.0396021

Response type: Internal Std ( Ref 48 ), Area \* ( IS Conc. / IS Area )

Curve type: 2nd Order, Origin: Exclude, Weighting: 1/x, Axis trans: None

#	Name	Type	Std. Conc	RT	Area	IS Area	Response	Conc.	%Dev	Conc. Flag	CoD	CoD Flag	x=excluded
1	1 180301M1_2	Standard	0.250	5.77	310.345	15442.216	0.251	0.2	-13.4	NO	0.993	NO	bb
2	2 180301M1_3	Standard	0.500	5.76	666.939	11919.504	0.699	0.6	10.0	NO	0.993	NO	bb
3	3 180301M1_4	Standard	1.000	5.75	1411.515	12353.530	1.428	1.1	9.3	NO	0.993	NO	bb
4	4 180301M1_5	Standard	2.000	5.76	2704.145	12168.458	2.778	2.1	4.9	NO	0.993	NO	bb
5	5 180301M1_6	Standard	5.000	5.76	6000.544	15522.450	4.832	3.6	-27.4	NO	0.993	NO	MM
6	6 180301M1_7	Standard	10.000	5.75	12498.354	11707.082	13.345	10.0	-0.0	NO	0.993	NO	MM
7	7 180301M1_8	Standard	50.000	5.76	68659.461	10268.462	83.581	63.5	27.0	NO	0.993	NO	MM
8	8 180301M1_9	Standard	100.000	5.76	129569.016	13304.902	121.731	93.4	-6.6	NO	0.993	NO	MM
9	9 180301M1_10	Standard	250.000	5.76	287817.156	12227.076	294.242	236.7	-5.3	NO	0.993	NO	MM
10	10 180301M1_11	Standard	500.000	5.76	509688.031	11112.972	573.303	508.2	1.6	NO	0.993	NO	MM

**Compound name: N-MeFOSA**

Correlation coefficient: r = 0.998917, r<sup>2</sup> = 0.997835

Calibration curve: 0.994576 \* x + 0.438959

Response type: Internal Std ( Ref 49 ), Area \* ( IS Conc. / IS Area )

Curve type: Linear, Origin: Include, Weighting: 1/x, Axis trans: None

#	Name	Type	Std. Conc	RT	Area	IS Area	Response	Conc.	%Dev	Conc. Flag	CoD	CoD Flag	x=excluded
1	1 180301M1_2	Standard	1.250	5.98	186.714	19430.975	1.441	1.0	-19.4	NO	0.998	NO	bb
2	2 180301M1_3	Standard	2.500	5.96	383.161	19963.918	2.879	2.5	-1.9	NO	0.998	NO	MM
3	3 180301M1_4	Standard	5.000	5.96	777.951	20908.160	5.581	5.2	3.4	NO	0.998	NO	bb
4	4 180301M1_5	Standard	10.000	5.97	1623.659	19626.619	12.409	12.0	20.4	NO	0.998	NO	bb
5	5 180301M1_6	Standard	25.000	5.98	3569.793	19976.902	26.804	26.5	6.0	NO	0.998	NO	MM
6	6 180301M1_7	Standard	50.000	5.96	7478.803	19503.240	57.520	57.4	14.8	NO	0.998	NO	MM
7	7 180301M1_8	Standard	250.000	5.96	35522.484	20458.707	260.445	261.4	4.6	NO	0.998	NO	MM
8	8 180301M1_9	Standard	500.000	5.98	69486.766	19000.861	548.555	551.1	10.2	NO	0.998	NO	MM
9	9 180301M1_10	Standard	1250.000	5.98	158205.500	19039.311	1246.412	1252.8	0.2	NO	0.998	NO	MM
10	10 180301M1_11	Standard	2500.000	5.96	270487.344	16827.104	2411.176	2423.9	-3.0	NO	0.998	NO	MM



Dataset: F:\Projects\PFAS.PRO\Results\180301M1\180301M1-CRV.qld

Last Altered: Saturday, March 03, 2018 05:10:16 Pacific Standard Time

Printed: Saturday, March 03, 2018 05:11:05 Pacific Standard Time

**Compound name: PFTrDA**

Coefficient of Determination:  $R^2 = 0.997006$

Calibration curve:  $-0.000880373 * x^2 + 1.53263 * x + -0.0775313$

Response type: Internal Std ( Ref 48 ), Area \* ( IS Conc. / IS Area )

Curve type: 2nd Order, Origin: Exclude, Weighting: 1/x, Axis trans: None

#	Name	Type	Std. Conc	RT	Area	IS Area	Response	Conc.	%Dev	Conc. Flag	CoD	CoD Flag	x=excluded
1	1 180301M1_2	Standard	0.250	6.01	283.584	15442.216	0.230	0.2	-19.8	NO	0.997	NO	bb
2	2 180301M1_3	Standard	0.500	6.00	797.691	11919.504	0.837	0.6	19.3	NO	0.997	NO	bb
3	3 180301M1_4	Standard	1.000	6.00	1583.673	12353.530	1.602	1.1	9.7	NO	0.997	NO	bb
4	4 180301M1_5	Standard	2.000	6.01	2973.294	12168.458	3.054	2.0	2.3	NO	0.997	NO	bb
5	5 180301M1_6	Standard	5.000	6.01	6972.146	15522.450	5.615	3.7	-25.6	NO	0.997	NO	MM
6	6 180301M1_7	Standard	10.000	6.00	14996.301	11707.082	16.012	10.6	5.6	NO	0.997	NO	MM
7	7 180301M1_8	Standard	50.000	6.00	70159.586	10268.462	85.407	57.7	15.4	NO	0.997	NO	MM
8	8 180301M1_9	Standard	100.000	6.01	146035.859	13304.902	137.201	94.7	-5.3	NO	0.997	NO	MM
9	9 180301M1_10	Standard	250.000	6.01	314247.469	12227.076	321.262	243.8	-2.5	NO	0.997	NO	MM
10	10 180301M1_11	Standard	500.000	6.00	488860.344	11112.972	549.876	505.8	1.2	NO	0.997	NO	MM

**Compound name: PFTeDA**

Coefficient of Determination:  $R^2 = 0.993273$

Calibration curve:  $-0.00419288 * x^2 + 2.8068 * x + -0.471093$

Response type: Internal Std ( Ref 50 ), Area \* ( IS Conc. / IS Area )

Curve type: 2nd Order, Origin: Exclude, Weighting: 1/x, Axis trans: None

#	Name	Type	Std. Conc	RT	Area	IS Area	Response	Conc.	%Dev	Conc. Flag	CoD	CoD Flag	x=excluded
1	1 180301M1_2	Standard	0.250	6.24	336.729	5865.007	0.718	0.4	69.5	YES	0.993	NO	bbX
2	2 180301M1_3	Standard	0.500	6.22	549.624	5712.738	1.203	0.6	19.4	NO	0.993	NO	bb
3	3 180301M1_4	Standard	1.000	6.22	1027.831	4378.253	2.934	1.2	21.6	NO	0.993	NO	MM
4	4 180301M1_5	Standard	2.000	6.23	2081.338	6134.594	4.241	1.7	-15.8	NO	0.993	NO	MM
5	5 180301M1_6	Standard	5.000	6.23	5828.747	5885.092	12.380	4.6	-7.8	NO	0.993	NO	MM
6	6 180301M1_7	Standard	10.000	6.22	10331.209	5778.615	22.348	8.2	-17.7	NO	0.993	NO	MM
7	7 180301M1_8	Standard	50.000	6.22	51949.906	5470.535	118.704	45.6	-8.9	NO	0.993	NO	MM
8	8 180301M1_9	Standard	100.000	6.23	97243.602	4639.086	262.023	112.4	12.4	NO	0.993	NO	MM
9	9 180301M1_10	Standard	250.000	6.23	247757.969	7168.373	432.033	240.5	-3.8	NO	0.993	NO	MM
10	10 180301M1_11	Standard	500.000	6.22	341479.250	6003.183	711.038			NO	0.993	NO	MMXI

Dataset: F:\Projects\PFAS.PRO\Results\180301M1\180301M1-CRV.qld

Last Altered: Saturday, March 03, 2018 05:10:16 Pacific Standard Time  
 Printed: Saturday, March 03, 2018 05:11:05 Pacific Standard Time

**Compound name: N-EtFOSA**

Coefficient of Determination: R<sup>2</sup> = 0.999634

Calibration curve:  $-1.21629e-005 * x^2 + 0.887616 * x + 0.203022$

Response type: Internal Std ( Ref 51 ), Area \* ( IS Conc. / IS Area )

Curve type: 2nd Order, Origin: Exclude, Weighting: 1/x, Axis trans: None

#	Name	Type	Std. Conc	RT	Area	IS Area	Response	Conc.	%Dev	Conc. Flag	CoD	CoD Flag	x=excluded
1	1 180301M1_2	Standard	1.250	6.39	239.284	31435.953	1.142	1.1	-15.4	NO	1.000	NO	bb
2	2 180301M1_3	Standard	2.500	6.38	528.133	31336.100	2.528	2.6	4.8	NO	1.000	NO	bb
3	3 180301M1_4	Standard	5.000	6.38	1053.613	31941.109	4.948	5.3	6.9	NO	1.000	NO	bb
4	4 180301M1_5	Standard	10.000	6.39	2017.825	32079.422	9.435	10.4	4.0	NO	1.000	NO	MM
5	5 180301M1_6	Standard	25.000	6.39	4560.371	32482.930	21.059	23.5	-6.0	NO	1.000	NO	MM
6	6 180301M1_7	Standard	50.000	6.38	9155.515	30051.453	45.699	51.3	2.6	NO	1.000	NO	MM
7	7 180301M1_8	Standard	250.000	6.38	46388.273	30597.180	227.414	256.9	2.8	NO	1.000	NO	MM
8	8 180301M1_9	Standard	500.000	6.39	89473.047	29718.752	451.599	512.1	2.4	NO	1.000	NO	MM
9	9 180301M1_10	Standard	1250.000	6.38	198472.422	28033.447	1061.977	1216.5	-2.7	NO	1.000	NO	MM
10	10 180301M1_11	Standard	2500.000	6.38	330181.063	22984.035	2154.851	2514.1	0.6	NO	1.000	NO	MM

**Compound name: PFHxDA**

Coefficient of Determination: R<sup>2</sup> = 0.998566

Calibration curve:  $-0.000485193 * x^2 + 0.665208 * x + 0.0130071$

Response type: Internal Std ( Ref 52 ), Area \* ( IS Conc. / IS Area )

Curve type: 2nd Order, Origin: Exclude, Weighting: 1/x, Axis trans: None

#	Name	Type	Std. Conc	RT	Area	IS Area	Response	Conc.	%Dev	Conc. Flag	CoD	CoD Flag	x=excluded
1	1 180301M1_2	Standard	0.250	6.57	163.832	4743.615	0.173	0.2	-4.0	NO	0.999	NO	bb
2	2 180301M1_3	Standard	0.500	6.56	323.968	4135.667	0.392	0.6	13.9	NO	0.999	NO	bb
3	3 180301M1_4	Standard	1.000	6.56	609.263	4143.816	0.735	1.1	8.6	NO	0.999	NO	bb
4	4 180301M1_5	Standard	2.000	6.57	1039.773	4520.493	1.150	1.7	-14.4	NO	0.999	NO	bb
5	5 180301M1_6	Standard	5.000	6.57	2985.585	4638.950	3.218	4.8	-3.3	NO	0.999	NO	bb
6	6 180301M1_7	Standard	10.000	6.56	5371.568	4118.911	6.521	9.9	-1.5	NO	0.999	NO	MM
7	7 180301M1_8	Standard	50.000	6.56	25761.932	4191.027	30.735	47.9	-4.3	NO	0.999	NO	MM
8	8 180301M1_9	Standard	100.000	6.57	50401.836	3815.245	66.053	107.7	7.7	NO	0.999	NO	MM
9	9 180301M1_10	Standard	250.000	6.57	118017.953	4471.259	131.974	240.6	-3.8	NO	0.999	NO	MM
10	10 180301M1_11	Standard	500.000	6.56	189995.125	4468.608	212.589	507.2	1.4	NO	0.999	NO	MM

Dataset: F:\Projects\PFAS.PRO\Results\180301M1\180301M1-CRV.qld

Last Altered: Saturday, March 03, 2018 05:10:16 Pacific Standard Time

Printed: Saturday, March 03, 2018 05:11:05 Pacific Standard Time

**Compound name: PFODA**

Coefficient of Determination:  $R^2 = 0.998904$

Calibration curve:  $-0.0004654 * x^2 + 0.777509 * x + -0.020895$

Response type: Internal Std ( Ref 52 ), Area \* ( IS Conc. / IS Area )

Curve type: 2nd Order, Origin: Include, Weighting: 1/x, Axis trans: None

#	Name	Type	Std. Conc	RT	Area	IS Area	Response	Conc.	%Dev	Conc. Flag	CoD	CoD Flag	x=excluded
1	1 180301M1_2	Standard	0.250	6.80	179.012	4743.615	0.189	0.3	7.8	NO	0.999	NO	bb
2	2 180301M1_3	Standard	0.500	6.80	317.347	4135.667	0.384	0.5	4.1	NO	0.999	NO	bb
3	3 180301M1_4	Standard	1.000	6.80	556.386	4143.816	0.671	0.9	-10.9	NO	0.999	NO	bb
4	4 180301M1_5	Standard	2.000	6.80	1401.404	4520.493	1.550	2.0	1.1	NO	0.999	NO	bb
5	5 180301M1_6	Standard	5.000	6.80	3410.436	4638.950	3.676	4.8	-4.6	NO	0.999	NO	bb
6	6 180301M1_7	Standard	10.000	6.80	6153.795	4118.911	7.470	9.7	-3.1	NO	0.999	NO	bb
7	7 180301M1_8	Standard	50.000	6.79	28931.480	4191.027	34.516	45.7	-8.7	NO	0.999	NO	MM
8	8 180301M1_9	Standard	100.000	6.80	56101.789	3815.245	73.523	100.7	0.7	NO	0.999	NO	bb
9	9 180301M1_10	Standard	250.000	6.80	153060.531	4471.259	171.160	260.9	4.4	NO	0.999	NO	bb
10	10 180301M1_11	Standard	500.000	6.80	241012.422	4468.608	269.673	491.4	-1.7	NO	0.999	NO	MM

**Compound name: N-MeFOSE**

Correlation coefficient:  $r = 0.999522$ ,  $r^2 = 0.999045$

Calibration curve:  $1.0094 * x + 0.120335$

Response type: Internal Std ( Ref 53 ), Area \* ( IS Conc. / IS Area )

Curve type: Linear, Origin: Exclude, Weighting: 1/x, Axis trans: None

#	Name	Type	Std. Conc	RT	Area	IS Area	Response	Conc.	%Dev	Conc. Flag	CoD	CoD Flag	x=excluded
1	1 180301M1_2	Standard	1.250	6.52	263.698	25171.217	1.571	1.4	15.0	NO	0.999	NO	bb
2	2 180301M1_3	Standard	2.500	6.52	454.962	24186.930	2.822	2.7	7.0	NO	0.999	NO	MM
3	3 180301M1_4	Standard	5.000	6.51	953.305	32816.160	4.357	4.2	-16.0	NO	0.999	NO	MM
4	4 180301M1_5	Standard	10.000	6.52	1936.999	27135.879	10.707	10.5	4.9	NO	0.999	NO	MM
5	5 180301M1_6	Standard	25.000	6.52	5260.113	31261.170	25.240	24.9	-0.5	NO	0.999	NO	MM
6	6 180301M1_7	Standard	50.000	6.51	8537.024	28120.146	45.539	45.0	-10.0	NO	0.999	NO	MM
7	7 180301M1_8	Standard	250.000	6.51	50810.363	30349.900	251.123	248.7	-0.5	NO	0.999	NO	MM
8	8 180301M1_9	Standard	500.000	6.52	103934.172	31855.229	489.406	484.7	-3.1	NO	0.999	NO	MM
9	9 180301M1_10	Standard	1250.000	6.52	244084.141	27737.973	1319.946	1307.5	4.6	NO	0.999	NO	MM
10	10 180301M1_11	Standard	2500.000	6.51	436820.938	26341.955	2487.406	2464.1	-1.4	NO	0.999	NO	MM

Dataset: F:\Projects\PFAS.PRO\Results\180301M1\180301M1-CRV.qld

Last Altered: Saturday, March 03, 2018 05:10:16 Pacific Standard Time

Printed: Saturday, March 03, 2018 05:11:05 Pacific Standard Time

**Compound name: N-EtFOSE**

Coefficient of Determination:  $R^2 = 0.993042$

Calibration curve:  $-0.000246473 * x^2 + 1.20272 * x + 0.124292$

Response type: Internal Std ( Ref 54 ), Area \* ( IS Conc. / IS Area )

Curve type: 2nd Order, Origin: Exclude, Weighting: 1/x, Axis trans: None

	# Name	Type	Std. Conc	RT	Area	IS Area	Response	Conc.	%Dev	Conc. Flag	CoD	CoD Flag	x=excluded
1	1 180301M1_2	Standard	1.250	6.67	222.951	26117.539	1.280	1.0	-23.1	NO	0.993	NO	bb
2	2 180301M1_3	Standard	2.500	6.66	463.170	23251.111	2.988	2.4	-4.7	NO	0.993	NO	MM
3	3 180301M1_4	Standard	5.000	6.66	1149.973	26150.514	6.596	5.4	7.7	NO	0.993	NO	MM
4	4 180301M1_5	Standard	10.000	6.66	2040.274	24856.543	12.312	10.2	1.5	NO	0.993	NO	bb
5	5 180301M1_6	Standard	25.000	6.66	5198.791	25267.814	30.862	25.7	2.8	NO	0.993	NO	MM
6	6 180301M1_7	Standard	50.000	6.66	11182.269	22910.215	73.214	61.5	23.1	NO	0.993	NO	MM
7	7 180301M1_8	Standard	250.000	6.66	46595.750	26975.457	259.101	225.8	-9.7	NO	0.993	NO	MM
8	8 180301M1_9	Standard	500.000	6.66	80980.250	22020.955	551.613	512.3	2.5	NO	0.993	NO	MM
9	9 180301M1_10	Standard	1250.000	6.66	243051.375	24780.598	1471.220			NO	0.993	NO	MMXI
10	10 180301M1_11	Standard	2500.000	6.66	451897.781	20888.084	3245.136			NO	0.993	NO	MMXI

**Compound name: 13C3-PFBA**

Response Factor: 0.895413

RRF SD: 0.0321544, Relative SD: 3.59101

Response type: Internal Std ( Ref 55 ), Area \* ( IS Conc. / IS Area )

Curve type: RF

	# Name	Type	Std. Conc	RT	Area	IS Area	Response	Conc.	%Dev	Conc. Flag	CoD	CoD Flag	x=excluded
1	1 180301M1_2	Standard	12.500	1.45	6286.779	6898.718	11.391	12.7	1.8	NO		NO	bb
2	2 180301M1_3	Standard	12.500	1.45	6958.397	7463.416	11.654	13.0	4.1	NO		NO	MM
3	3 180301M1_4	Standard	12.500	1.45	6946.079	7584.892	11.447	12.8	2.3	NO		NO	MM
4	4 180301M1_5	Standard	12.500	1.45	6882.975	7839.470	10.975	12.3	-1.9	NO		NO	bb
5	5 180301M1_6	Standard	12.500	1.45	6660.850	7334.360	11.352	12.7	1.4	NO		NO	bb
6	6 180301M1_7	Standard	12.500	1.44	6222.417	6935.251	11.215	12.5	0.2	NO		NO	MM
7	7 180301M1_8	Standard	12.500	1.44	6796.288	7399.419	11.481	12.8	2.6	NO		NO	MM
8	8 180301M1_9	Standard	12.500	1.45	6412.225	7165.229	11.186	12.5	-0.1	NO		NO	MM
9	9 180301M1_10	Standard	12.500	1.45	6672.185	7579.697	11.003	12.3	-1.7	NO		NO	MM
10	10 180301M1_11	Standard	12.500	1.45	5967.153	7297.714	10.221	11.4	-8.7	NO		NO	bb

Dataset: F:\Projects\PFAS.PRO\Results\180301M1\180301M1-CRV.qld

Last Altered: Saturday, March 03, 2018 05:10:16 Pacific Standard Time  
 Printed: Saturday, March 03, 2018 05:11:05 Pacific Standard Time

**Compound name: 13C3-PFPeA**

Response Factor: 0.98257

RRF SD: 0.0535399, Relative SD: 5.44897

Response type: Internal Std ( Ref 56 ), Area \* ( IS Conc. / IS Area )

Curve type: RF

	# Name	Type	Std. Conc	RT	Area	IS Area	Response	Conc.	%Dev	Conc. Flag	CoD	CoD Flag	x=excluded
1	1 180301M1_2	Standard	12.500	2.42	12365.768	12637.336	12.231	12.4	-0.4	NO		NO	MM
2	2 180301M1_3	Standard	12.500	2.42	13322.704	13338.066	12.486	12.7	1.7	NO		NO	MM
3	3 180301M1_4	Standard	12.500	2.41	12966.504	13082.495	12.389	12.6	0.9	NO		NO	MM
4	4 180301M1_5	Standard	12.500	2.42	13260.860	12947.299	12.803	13.0	4.2	NO		NO	MM
5	5 180301M1_6	Standard	12.500	2.42	12760.613	13690.900	11.651	11.9	-5.1	NO		NO	MM
6	6 180301M1_7	Standard	12.500	2.41	12144.494	11574.014	13.116	13.3	6.8	NO		NO	bb
7	7 180301M1_8	Standard	12.500	2.41	12385.531	14232.165	10.878	11.1	-11.4	NO		NO	MM
8	8 180301M1_9	Standard	12.500	2.42	11897.310	12182.840	12.207	12.4	-0.6	NO		NO	MM
9	9 180301M1_10	Standard	12.500	2.42	12462.676	11950.871	13.035	13.3	6.1	NO		NO	MM
10	10 180301M1_11	Standard	12.500	2.41	10071.927	10469.692	12.025	12.2	-2.1	NO		NO	MM

**Compound name: 13C3-PFBS**

Response Factor: 0.124816

RRF SD: 0.00825755, Relative SD: 6.61577

Response type: Internal Std ( Ref 56 ), Area \* ( IS Conc. / IS Area )

Curve type: RF

	# Name	Type	Std. Conc	RT	Area	IS Area	Response	Conc.	%Dev	Conc. Flag	CoD	CoD Flag	x=excluded
1	1 180301M1_2	Standard	12.500	2.70	1714.972	12637.336	1.696	13.6	8.7	NO		NO	bb
2	2 180301M1_3	Standard	12.500	2.69	1691.487	13338.066	1.585	12.7	1.6	NO		NO	bb
3	3 180301M1_4	Standard	12.500	2.69	1654.450	13082.495	1.581	12.7	1.3	NO		NO	bb
4	4 180301M1_5	Standard	12.500	2.69	1621.268	12947.299	1.565	12.5	0.3	NO		NO	bb
5	5 180301M1_6	Standard	12.500	2.70	1622.102	13690.900	1.481	11.9	-5.1	NO		NO	bb
6	6 180301M1_7	Standard	12.500	2.69	1609.169	11574.014	1.738	13.9	11.4	NO		NO	bb
7	7 180301M1_8	Standard	12.500	2.68	1565.804	14232.165	1.375	11.0	-11.9	NO		NO	bb
8	8 180301M1_9	Standard	12.500	2.69	1509.528	12182.840	1.549	12.4	-0.7	NO		NO	bb
9	9 180301M1_10	Standard	12.500	2.70	1456.884	11950.871	1.524	12.2	-2.3	NO		NO	MM
10	10 180301M1_11	Standard	12.500	2.69	1262.763	10469.692	1.508	12.1	-3.4	NO		NO	bb

Dataset: F:\Projects\PFAS.PRO\Results\180301M1\180301M1-CRV.qld

Last Altered: Saturday, March 03, 2018 05:10:16 Pacific Standard Time  
 Printed: Saturday, March 03, 2018 05:11:05 Pacific Standard Time

**Compound name: 13C2-PFHxA**

Response Factor: 0.722371

RRF SD: 0.0415692, Relative SD: 5.75455

Response type: Internal Std ( Ref 56 ), Area \* ( IS Conc. / IS Area )

Curve type: RF

#	Name	Type	Std. Conc	RT	Area	IS Area	Response	Conc.	%Dev	Conc. Flag	CoD	CoD Flag	x=excluded
1	1 180301M1_2	Standard	5.000	3.19	3787.204	12637.336	3.746	5.2	3.7	NO		NO	bb
2	2 180301M1_3	Standard	5.000	3.18	3818.646	13338.066	3.579	5.0	-0.9	NO		NO	bb
3	3 180301M1_4	Standard	5.000	3.18	3524.773	13082.495	3.368	4.7	-6.8	NO		NO	MM
4	4 180301M1_5	Standard	5.000	3.18	3797.590	12947.299	3.666	5.1	1.5	NO		NO	bb
5	5 180301M1_6	Standard	5.000	3.19	3804.469	13690.900	3.474	4.8	-3.8	NO		NO	bb
6	6 180301M1_7	Standard	5.000	3.18	3334.226	11574.014	3.601	5.0	-0.3	NO		NO	MM
7	7 180301M1_8	Standard	5.000	3.18	3732.596	14232.165	3.278	4.5	-9.2	NO		NO	MM
8	8 180301M1_9	Standard	5.000	3.19	3575.754	12182.840	3.669	5.1	1.6	NO		NO	MM
9	9 180301M1_10	Standard	5.000	3.19	3561.678	11950.871	3.725	5.2	3.1	NO		NO	bb
10	10 180301M1_11	Standard	5.000	3.18	3360.802	10469.692	4.013	5.6	11.1	NO		NO	MM

**Compound name: 13C4-PFHpA**

Response Factor: 0.687016

RRF SD: 0.0503692, Relative SD: 7.33159

Response type: Internal Std ( Ref 56 ), Area \* ( IS Conc. / IS Area )

Curve type: RF

#	Name	Type	Std. Conc	RT	Area	IS Area	Response	Conc.	%Dev	Conc. Flag	CoD	CoD Flag	x=excluded
1	1 180301M1_2	Standard	12.500	3.81	8476.845	12637.336	8.385	12.2	-2.4	NO		NO	bb
2	2 180301M1_3	Standard	12.500	3.80	9463.217	13338.066	8.869	12.9	3.3	NO		NO	bb
3	3 180301M1_4	Standard	12.500	3.79	8861.947	13082.495	8.467	12.3	-1.4	NO		NO	bb
4	4 180301M1_5	Standard	12.500	3.80	9052.763	12947.299	8.740	12.7	1.8	NO		NO	bb
5	5 180301M1_6	Standard	12.500	3.81	9795.044	13690.900	8.943	13.0	4.1	NO		NO	MM
6	6 180301M1_7	Standard	12.500	3.80	9084.935	11574.014	9.812	14.3	14.3	NO		NO	MM
7	7 180301M1_8	Standard	12.500	3.79	8543.293	14232.165	7.504	10.9	-12.6	NO		NO	bb
8	8 180301M1_9	Standard	12.500	3.80	7947.266	12182.840	8.154	11.9	-5.0	NO		NO	MM
9	9 180301M1_10	Standard	12.500	3.81	8559.754	11950.871	8.953	13.0	4.3	NO		NO	MM
10	10 180301M1_11	Standard	12.500	3.80	6743.052	10469.692	8.051	11.7	-6.3	NO		NO	MM

Dataset: F:\Projects\PFAS.PRO\Results\180301M1\180301M1-CRV.qld

Last Altered: Saturday, March 03, 2018 05:10:16 Pacific Standard Time

Printed: Saturday, March 03, 2018 05:11:05 Pacific Standard Time

**Compound name: 18O2-PFHxS**

Response Factor: 0.367004

RRF SD: 0.0346949, Relative SD: 9.45355

Response type: Internal Std ( Ref 57 ), Area \* ( IS Conc. / IS Area )

Curve type: RF

	# Name	Type	Std. Conc	RT	Area	IS Area	Response	Conc.	%Dev	Conc. Flag	CoD	CoD Flag	x=excluded
1	1 180301M1_2	Standard	12.500	3.96	1054.533	3293.152	4.003	10.9	-12.7	NO		NO	bb
2	2 180301M1_3	Standard	12.500	3.95	1224.092	3627.427	4.218	11.5	-8.1	NO		NO	bb
3	3 180301M1_4	Standard	12.500	3.95	1204.419	3576.785	4.209	11.5	-8.2	NO		NO	bb
4	4 180301M1_5	Standard	12.500	3.96	1163.666	2921.085	4.980	13.6	8.5	NO		NO	bb
5	5 180301M1_6	Standard	12.500	3.96	1078.241	2796.654	4.819	13.1	5.1	NO		NO	bb
6	6 180301M1_7	Standard	12.500	3.95	1082.008	3099.898	4.363	11.9	-4.9	NO		NO	bb
7	7 180301M1_8	Standard	12.500	3.94	1255.073	3242.319	4.839	13.2	5.5	NO		NO	bb
8	8 180301M1_9	Standard	12.500	3.95	1176.479	2897.150	5.076	13.8	10.6	NO		NO	bb
9	9 180301M1_10	Standard	12.500	3.96	991.333	2958.918	4.188	11.4	-8.7	NO		NO	bb
10	10 180301M1_11	Standard	12.500	3.95	990.943	2390.894	5.181	14.1	12.9	NO		NO	bb

**Compound name: 13C2-PFOA**

Response Factor: 1.26009

RRF SD: 0.0559455, Relative SD: 4.4398

Response type: Internal Std ( Ref 58 ), Area \* ( IS Conc. / IS Area )

Curve type: RF

	# Name	Type	Std. Conc	RT	Area	IS Area	Response	Conc.	%Dev	Conc. Flag	CoD	CoD Flag	x=excluded
1	1 180301M1_2	Standard	12.500	4.34	14065.086	11175.605	15.732	12.5	-0.1	NO		NO	MM
2	2 180301M1_3	Standard	12.500	4.33	13570.739	11106.500	15.273	12.1	-3.0	NO		NO	bb
3	3 180301M1_4	Standard	12.500	4.32	13951.717	11332.271	15.389	12.2	-2.3	NO		NO	MM
4	4 180301M1_5	Standard	12.500	4.33	15361.831	11590.600	16.567	13.1	5.2	NO		NO	bb
5	5 180301M1_6	Standard	12.500	4.34	15073.758	12038.324	15.652	12.4	-0.6	NO		NO	MM
6	6 180301M1_7	Standard	12.500	4.32	12984.561	11378.594	14.264	11.3	-9.4	NO		NO	MM
7	7 180301M1_8	Standard	12.500	4.32	14714.071	11411.040	16.118	12.8	2.3	NO		NO	bb
8	8 180301M1_9	Standard	12.500	4.33	13559.312	10123.110	16.743	13.3	6.3	NO		NO	MM
9	9 180301M1_10	Standard	12.500	4.34	14544.747	11434.049	15.901	12.6	0.9	NO		NO	MM
10	10 180301M1_11	Standard	12.500	4.32	11713.109	9225.055	15.871	12.6	0.8	NO		NO	MM

Dataset: F:\Projects\PFAS.PRO\Results\180301M1\180301M1-CRV.qld

Last Altered: Saturday, March 03, 2018 05:10:16 Pacific Standard Time

Printed: Saturday, March 03, 2018 05:11:05 Pacific Standard Time

**Compound name: 13C5-PFNA**

Response Factor: 0.959285

RRF SD: 0.0538361, Relative SD: 5.6121

Response type: Internal Std ( Ref 59 ), Area \* ( IS Conc. / IS Area )

Curve type: RF

	# Name	Type	Std. Conc	RT	Area	IS Area	Response	Conc.	%Dev	Conc. Flag	CoD	CoD Flag	x=excluded
1	1 180301M1_2	Standard	12.500	4.78	10980.739	11713.663	11.718	12.2	-2.3	NO		NO	MM
2	2 180301M1_3	Standard	12.500	4.77	10286.331	11570.663	11.113	11.6	-7.3	NO		NO	MM
3	3 180301M1_4	Standard	12.500	4.76	11316.348	11157.871	12.678	13.2	5.7	NO		NO	MM
4	4 180301M1_5	Standard	12.500	4.77	11950.156	12864.314	11.612	12.1	-3.2	NO		NO	bb
5	5 180301M1_6	Standard	12.500	4.78	12301.189	11918.772	12.901	13.4	7.6	NO		NO	MM
6	6 180301M1_7	Standard	12.500	4.76	10657.583	10315.065	12.915	13.5	7.7	NO		NO	MM
7	7 180301M1_8	Standard	12.500	4.76	10470.964	11629.393	11.255	11.7	-6.1	NO		NO	bb
8	8 180301M1_9	Standard	12.500	4.77	10642.840	11271.441	11.803	12.3	-1.6	NO		NO	MM
9	9 180301M1_10	Standard	12.500	4.78	11088.648	11197.493	12.378	12.9	3.2	NO		NO	bb
10	10 180301M1_11	Standard	12.500	4.76	9629.197	10431.502	11.539	12.0	-3.8	NO		NO	MM

**Compound name: 13C8-PFOSA**

Response Factor: 0.228991

RRF SD: 0.0267681, Relative SD: 11.6896

Response type: Internal Std ( Ref 62 ), Area \* ( IS Conc. / IS Area )

Curve type: RF

	# Name	Type	Std. Conc	RT	Area	IS Area	Response	Conc.	%Dev	Conc. Flag	CoD	CoD Flag	x=excluded
1	1 180301M1_2	Standard	12.500	4.84	3122.339	15336.645	2.545	11.1	-11.1	NO		NO	bb
2	2 180301M1_3	Standard	12.500	4.84	2975.654	12869.193	2.890	12.6	1.0	NO		NO	bb
3	3 180301M1_4	Standard	12.500	4.83	3549.686	14299.881	3.103	13.6	8.4	NO		NO	bd
4	4 180301M1_5	Standard	12.500	4.84	3856.607	14741.061	3.270	14.3	14.3	NO		NO	MM
5	5 180301M1_6	Standard	12.500	4.84	3514.271	15203.104	2.889	12.6	0.9	NO		NO	MM
6	6 180301M1_7	Standard	12.500	4.83	3264.274	13054.862	3.126	13.6	9.2	NO		NO	MM
7	7 180301M1_8	Standard	12.500	4.83	3510.666	13441.544	3.265	14.3	14.1	NO		NO	MM
8	8 180301M1_9	Standard	12.500	4.84	3001.923	13691.178	2.741	12.0	-4.2	NO		NO	bb
9	9 180301M1_10	Standard	12.500	4.84	2542.120	13470.846	2.359	10.3	-17.6	NO		NO	bb
10	10 180301M1_11	Standard	12.500	4.83	2425.020	12442.481	2.436	10.6	-14.9	NO		NO	MM



Dataset: F:\Projects\PFAS.PRO\Results\180301M1\180301M1-CRV.qld

Last Altered: Saturday, March 03, 2018 05:10:16 Pacific Standard Time

Printed: Saturday, March 03, 2018 05:11:05 Pacific Standard Time

**Compound name: 13C8-PFOS**

Response Factor: 1.05302

RRF SD: 0.0785005, Relative SD: 7.45479

Response type: Internal Std ( Ref 60 ), Area \* ( IS Conc. / IS Area )

Curve type: RF

#	Name	Type	Std. Conc	RT	Area	IS Area	Response	Conc.	%Dev	Conc. Flag	CoD	CoD Flag	x=excluded
1	1 180301M1_2	Standard	12.500	4.86	3696.443	3272.799	14.118	13.4	7.3	NO		NO	bb
2	2 180301M1_3	Standard	12.500	4.85	3351.062	3570.073	11.733	11.1	-10.9	NO		NO	MM
3	3 180301M1_4	Standard	12.500	4.84	3584.908	3152.786	14.213	13.5	8.0	NO		NO	MM
4	4 180301M1_5	Standard	12.500	4.85	3753.576	3423.723	13.704	13.0	4.1	NO		NO	bb
5	5 180301M1_6	Standard	12.500	4.86	3361.240	3385.483	12.410	11.8	-5.7	NO		NO	MM
6	6 180301M1_7	Standard	12.500	4.84	3438.096	3068.465	14.006	13.3	6.4	NO		NO	MM
7	7 180301M1_8	Standard	12.500	4.84	3502.931	3433.175	12.754	12.1	-3.1	NO		NO	bb
8	8 180301M1_9	Standard	12.500	4.85	2755.735	2974.182	11.582	11.0	-12.0	NO		NO	MM
9	9 180301M1_10	Standard	12.500	4.86	3129.026	2924.657	13.373	12.7	1.6	NO		NO	MM
10	10 180301M1_11	Standard	12.500	4.84	2683.294	2442.329	13.733	13.0	4.3	NO		NO	bb

**Compound name: 13C2-PFDA**

Response Factor: 0.977016

RRF SD: 0.129323, Relative SD: 13.2365

Response type: Internal Std ( Ref 61 ), Area \* ( IS Conc. / IS Area )

Curve type: RF

#	Name	Type	Std. Conc	RT	Area	IS Area	Response	Conc.	%Dev	Conc. Flag	CoD	CoD Flag	x=excluded
1	1 180301M1_2	Standard	12.500	5.15	12822.903	12905.657	12.420	12.7	1.7	NO		NO	MM
2	2 180301M1_3	Standard	12.500	5.14	12881.018	13366.000	12.046	12.3	-1.4	NO		NO	bb
3	3 180301M1_4	Standard	12.500	5.14	11452.913	13986.014	10.236	10.5	-16.2	NO		NO	MM
4	4 180301M1_5	Standard	12.500	5.15	13884.592	13896.420	12.489	12.8	2.3	NO		NO	bb
5	5 180301M1_6	Standard	12.500	5.15	12813.107	13302.936	12.040	12.3	-1.4	NO		NO	bb
6	6 180301M1_7	Standard	12.500	5.14	11921.728	13109.354	11.368	11.6	-6.9	NO		NO	MM
7	7 180301M1_8	Standard	12.500	5.14	10989.300	10569.340	12.997	13.3	6.4	NO		NO	MM
8	8 180301M1_9	Standard	12.500	5.15	12425.440	12520.412	12.405	12.7	1.6	NO		NO	MM
9	9 180301M1_10	Standard	12.500	5.15	10085.922	12384.302	10.180	10.4	-16.6	NO		NO	bb
10	10 180301M1_11	Standard	12.500	5.14	10934.418	8571.460	15.946	16.3	30.6	NO		NO	MM

Dataset: F:\Projects\PFAS.PRO\Results\180301M1\180301M1-CRV.qld

Last Altered: Saturday, March 03, 2018 05:10:16 Pacific Standard Time  
 Printed: Saturday, March 03, 2018 05:11:05 Pacific Standard Time

**Compound name: d3-N-MeFOSAA**

Response Factor: 0.38442  
 RRF SD: 0.0381611, Relative SD: 9.92691  
 Response type: Internal Std ( Ref 62 ), Area \* ( IS Conc. / IS Area )  
 Curve type: RF

#	Name	Type	Std. Conc	RT	Area	IS Area	Response	Conc.	%Dev	Conc. Flag	CoD	CoD Flag	x=excluded
1	1 180301M1_2	Standard	12.500	5.30	5325.746	15336.645	4.341	11.3	-9.7	NO		NO	MM
2	2 180301M1_3	Standard	12.500	5.29	5552.029	12869.193	5.393	14.0	12.2	NO		NO	MM
3	3 180301M1_4	Standard	12.500	5.29	6131.177	14299.881	5.359	13.9	11.5	NO		NO	bb
4	4 180301M1_5	Standard	12.500	5.30	6101.043	14741.061	5.174	13.5	7.7	NO		NO	MM
5	5 180301M1_6	Standard	12.500	5.30	5737.662	15203.104	4.718	12.3	-1.8	NO		NO	bb
6	6 180301M1_7	Standard	12.500	5.29	5563.671	13054.862	5.327	13.9	10.9	NO		NO	bb
7	7 180301M1_8	Standard	12.500	5.29	5190.762	13441.544	4.827	12.6	0.5	NO		NO	MM
8	8 180301M1_9	Standard	12.500	5.30	4812.808	13691.178	4.394	11.4	-8.6	NO		NO	MM
9	9 180301M1_10	Standard	12.500	5.30	4584.626	13470.846	4.254	11.1	-11.5	NO		NO	bb
10	10 180301M1_11	Standard	12.500	5.29	4246.339	12442.481	4.266	11.1	-11.2	NO		NO	MM

**Compound name: d5-N-EtFOSAA**

Response Factor: 0.402596  
 RRF SD: 0.0375098, Relative SD: 9.31696  
 Response type: Internal Std ( Ref 62 ), Area \* ( IS Conc. / IS Area )  
 Curve type: RF

#	Name	Type	Std. Conc	RT	Area	IS Area	Response	Conc.	%Dev	Conc. Flag	CoD	CoD Flag	x=excluded
1	1 180301M1_2	Standard	12.500	5.46	6104.505	15336.645	4.975	12.4	-1.1	NO		NO	bb
2	2 180301M1_3	Standard	12.500	5.45	5753.462	12869.193	5.588	13.9	11.0	NO		NO	bb
3	3 180301M1_4	Standard	12.500	5.45	6360.894	14299.881	5.560	13.8	10.5	NO		NO	MM
4	4 180301M1_5	Standard	12.500	5.46	5862.503	14741.061	4.971	12.3	-1.2	NO		NO	MM
5	5 180301M1_6	Standard	12.500	5.46	6225.583	15203.104	5.119	12.7	1.7	NO		NO	MM
6	6 180301M1_7	Standard	12.500	5.45	5873.237	13054.862	5.624	14.0	11.7	NO		NO	MM
7	7 180301M1_8	Standard	12.500	5.45	5463.563	13441.544	5.081	12.6	1.0	NO		NO	bb
8	8 180301M1_9	Standard	12.500	5.46	5000.331	13691.178	4.565	11.3	-9.3	NO		NO	MM
9	9 180301M1_10	Standard	12.500	5.46	4945.935	13470.846	4.589	11.4	-8.8	NO		NO	MM
10	10 180301M1_11	Standard	12.500	5.45	4231.750	12442.481	4.251	10.6	-15.5	NO		NO	MM

Dataset: F:\Projects\PFAS.PRO\Results\180301M1\180301M1-CRV.qld

Last Altered: Saturday, March 03, 2018 05:10:16 Pacific Standard Time

Printed: Saturday, March 03, 2018 05:11:05 Pacific Standard Time

**Compound name: 13C2-PFUdA**

Response Factor: 1.01942

RRF SD: 0.0905302, Relative SD: 8.88055

Response type: Internal Std ( Ref 62 ), Area \* ( IS Conc. / IS Area )

Curve type: RF

	# Name	Type	Std. Conc	RT	Area	IS Area	Response	Conc.	%Dev	Conc. Flag	CoD	CoD Flag	x=excluded
1	1 180301M1_2	Standard	12.500	5.48	16576.887	15336.645	13.511	13.3	6.0	NO		NO	MM
2	2 180301M1_3	Standard	12.500	5.47	15377.665	12869.193	14.937	14.7	17.2	NO		NO	MM
3	3 180301M1_4	Standard	12.500	5.47	13273.690	14299.881	11.603	11.4	-8.9	NO		NO	MM
4	4 180301M1_5	Standard	12.500	5.47	16384.205	14741.061	13.893	13.6	9.0	NO		NO	MM
5	5 180301M1_6	Standard	12.500	5.48	15134.521	15203.104	12.444	12.2	-2.3	NO		NO	MM
6	6 180301M1_7	Standard	12.500	5.47	13745.954	13054.862	13.162	12.9	3.3	NO		NO	MM
7	7 180301M1_8	Standard	12.500	5.47	12956.695	13441.544	12.049	11.8	-5.4	NO		NO	bb
8	8 180301M1_9	Standard	12.500	5.47	12777.180	13691.178	11.666	11.4	-8.5	NO		NO	MM
9	9 180301M1_10	Standard	12.500	5.48	12373.797	13470.846	11.482	11.3	-9.9	NO		NO	MM
10	10 180301M1_11	Standard	12.500	5.47	12623.556	12442.481	12.682	12.4	-0.5	NO		NO	MM

**Compound name: 13C2-PFDoA**

Response Factor: 0.907676

RRF SD: 0.0794454, Relative SD: 8.75262

Response type: Internal Std ( Ref 62 ), Area \* ( IS Conc. / IS Area )

Curve type: RF

	# Name	Type	Std. Conc	RT	Area	IS Area	Response	Conc.	%Dev	Conc. Flag	CoD	CoD Flag	x=excluded
1	1 180301M1_2	Standard	12.500	5.77	15442.216	15336.645	12.586	13.9	10.9	NO		NO	MM
2	2 180301M1_3	Standard	12.500	5.76	11919.504	12869.193	11.578	12.8	2.0	NO		NO	bb
3	3 180301M1_4	Standard	12.500	5.75	12353.530	14299.881	10.799	11.9	-4.8	NO		NO	MM
4	4 180301M1_5	Standard	12.500	5.76	12168.458	14741.061	10.319	11.4	-9.1	NO		NO	MM
5	5 180301M1_6	Standard	12.500	5.76	15522.450	15203.104	12.763	14.1	12.5	NO		NO	bb
6	6 180301M1_7	Standard	12.500	5.75	11707.082	13054.862	11.210	12.3	-1.2	NO		NO	MM
7	7 180301M1_8	Standard	12.500	5.75	10268.462	13441.544	9.549	10.5	-15.8	NO		NO	MM
8	8 180301M1_9	Standard	12.500	5.76	13304.902	13691.178	12.147	13.4	7.1	NO		NO	MM
9	9 180301M1_10	Standard	12.500	5.76	12227.076	13470.846	11.346	12.5	-0.0	NO		NO	MM
10	10 180301M1_11	Standard	12.500	5.76	11112.972	12442.481	11.164	12.3	-1.6	NO		NO	MM

Dataset: F:\Projects\PFAS.PRO\Results\180301M1\180301M1-CRV.qld

Last Altered: Saturday, March 03, 2018 05:10:16 Pacific Standard Time

Printed: Saturday, March 03, 2018 05:11:05 Pacific Standard Time

**Compound name: d3-N-MeFOSA**

Response Factor: 0.117462

RRF SD: 0.00795202, Relative SD: 6.76989

Response type: Internal Std ( Ref 62 ), Area \* ( IS Conc. / IS Area )

Curve type: RF

	# Name	Type	Std. Conc	RT	Area	IS Area	Response	Conc.	%Dev	Conc. Flag	CoD	CoD Flag	x=excluded
1	1 180301M1_2	Standard	150.000	6.01	19430.975	15336.645	15.837	134.8	-10.1	NO		NO	MM
2	2 180301M1_3	Standard	150.000	5.99	19963.918	12869.193	19.391	165.1	10.1	NO		NO	MM
3	3 180301M1_4	Standard	150.000	5.99	20908.160	14299.881	18.277	155.6	3.7	NO		NO	MM
4	4 180301M1_5	Standard	150.000	6.00	19626.619	14741.061	16.643	141.7	-5.5	NO		NO	MM
5	5 180301M1_6	Standard	150.000	6.01	19976.902	15203.104	16.425	139.8	-6.8	NO		NO	MM
6	6 180301M1_7	Standard	150.000	5.99	19503.240	13054.862	18.674	159.0	6.0	NO		NO	MM
7	7 180301M1_8	Standard	150.000	5.99	20458.707	13441.544	19.026	162.0	8.0	NO		NO	MM
8	8 180301M1_9	Standard	150.000	6.01	19000.861	13691.178	17.348	147.7	-1.5	NO		NO	MM
9	9 180301M1_10	Standard	150.000	6.01	19039.311	13470.846	17.667	150.4	0.3	NO		NO	MM
10	10 180301M1_11	Standard	150.000	5.99	16827.104	12442.481	16.905	143.9	-4.1	NO		NO	MM

**Compound name: 13C2-PFTeDA**

Response Factor: 0.413883

RRF SD: 0.0661742, Relative SD: 15.9886

Response type: Internal Std ( Ref 62 ), Area \* ( IS Conc. / IS Area )

Curve type: RF

	# Name	Type	Std. Conc	RT	Area	IS Area	Response	Conc.	%Dev	Conc. Flag	CoD	CoD Flag	x=excluded
1	1 180301M1_2	Standard	12.500	6.24	5865.007	15336.645	4.780	11.5	-7.6	NO		NO	MM
2	2 180301M1_3	Standard	12.500	6.23	5712.738	12869.193	5.549	13.4	7.3	NO		NO	MM
3	3 180301M1_4	Standard	12.500	6.23	4378.253	14299.881	3.827	9.2	-26.0	NO		NO	MM
4	4 180301M1_5	Standard	12.500	6.23	6134.594	14741.061	5.202	12.6	0.5	NO		NO	MM
5	5 180301M1_6	Standard	12.500	6.24	5885.092	15203.104	4.839	11.7	-6.5	NO		NO	MM
6	6 180301M1_7	Standard	12.500	6.23	5778.615	13054.862	5.533	13.4	6.9	NO		NO	MM
7	7 180301M1_8	Standard	12.500	6.23	5470.535	13441.544	5.087	12.3	-1.7	NO		NO	MM
8	8 180301M1_9	Standard	12.500	6.23	4639.086	13691.178	4.235	10.2	-18.1	NO		NO	MM
9	9 180301M1_10	Standard	12.500	6.23	7168.373	13470.846	6.652	16.1	28.6	NO		NO	MM
10	10 180301M1_11	Standard	12.500	6.23	6003.183	12442.481	6.031	14.6	16.6	NO		NO	MM

Dataset: F:\Projects\PFAS.PRO\Results\180301M1\180301M1-CRV.qld

Last Altered: Saturday, March 03, 2018 05:10:16 Pacific Standard Time

Printed: Saturday, March 03, 2018 05:11:05 Pacific Standard Time

**Compound name: d5-N-ETFOSA**

Response Factor: 0.180903

RRF SD: 0.0133415, Relative SD: 7.37496

Response type: Internal Std ( Ref 62 ), Area \* ( IS Conc. / IS Area )

Curve type: RF

	# Name	Type	Std. Conc	RT	Area	IS Area	Response	Conc.	%Dev	Conc. Flag	CoD	CoD Flag	x=excluded
1	1 180301M1_2	Standard	150.000	6.41	31435.953	15336.645	25.622	141.6	-5.6	NO		NO	MM
2	2 180301M1_3	Standard	150.000	6.39	31336.100	12869.193	30.437	168.3	12.2	NO		NO	MM
3	3 180301M1_4	Standard	150.000	6.39	31941.109	14299.881	27.921	154.3	2.9	NO		NO	MM
4	4 180301M1_5	Standard	150.000	6.40	32079.422	14741.061	27.202	150.4	0.2	NO		NO	MM
5	5 180301M1_6	Standard	150.000	6.40	32482.930	15203.104	26.707	147.6	-1.6	NO		NO	MM
6	6 180301M1_7	Standard	150.000	6.39	30051.453	13054.862	28.774	159.1	6.0	NO		NO	MM
7	7 180301M1_8	Standard	150.000	6.39	30597.180	13441.544	28.454	157.3	4.9	NO		NO	MM
8	8 180301M1_9	Standard	150.000	6.40	29718.752	13691.178	27.133	150.0	-0.0	NO		NO	MM
9	9 180301M1_10	Standard	150.000	6.40	28033.447	13470.846	26.013	143.8	-4.1	NO		NO	MM
10	10 180301M1_11	Standard	150.000	6.39	22984.035	12442.481	23.090	127.6	-14.9	NO		NO	MM

**Compound name: 13C2-PFHxDA**

Response Factor: 0.782316

RRF SD: 0.0552679, Relative SD: 7.06465

Response type: Internal Std ( Ref 62 ), Area \* ( IS Conc. / IS Area )

Curve type: RF

	# Name	Type	Std. Conc	RT	Area	IS Area	Response	Conc.	%Dev	Conc. Flag	CoD	CoD Flag	x=excluded
1	1 180301M1_2	Standard	5.000	6.57	4743.615	15336.645	3.866	4.9	-1.2	NO		NO	bb
2	2 180301M1_3	Standard	5.000	6.56	4135.667	12869.193	4.017	5.1	2.7	NO		NO	MM
3	3 180301M1_4	Standard	5.000	6.56	4143.816	14299.881	3.622	4.6	-7.4	NO		NO	bb
4	4 180301M1_5	Standard	5.000	6.57	4520.493	14741.061	3.833	4.9	-2.0	NO		NO	MM
5	5 180301M1_6	Standard	5.000	6.57	4638.950	15203.104	3.814	4.9	-2.5	NO		NO	MM
6	6 180301M1_7	Standard	5.000	6.56	4118.911	13054.862	3.944	5.0	0.8	NO		NO	MM
7	7 180301M1_8	Standard	5.000	6.56	4191.027	13441.544	3.897	5.0	-0.4	NO		NO	MM
8	8 180301M1_9	Standard	5.000	6.57	3815.245	13691.178	3.483	4.5	-10.9	NO		NO	bb
9	9 180301M1_10	Standard	5.000	6.56	4471.259	13470.846	4.149	5.3	6.1	NO		NO	MM
10	10 180301M1_11	Standard	5.000	6.56	4468.608	12442.481	4.489	5.7	14.8	NO		NO	MM

Dataset: F:\Projects\PFAS.PRO\Results\180301M1\180301M1-CRV.qld

Last Altered: Saturday, March 03, 2018 05:10:16 Pacific Standard Time  
 Printed: Saturday, March 03, 2018 05:11:05 Pacific Standard Time

**Compound name: d7-N-MeFOSE**

Response Factor: 0.171895

RRF SD: 0.0182886, Relative SD: 10.6394

Response type: Internal Std ( Ref 62 ), Area \* ( IS Conc. / IS Area )

Curve type: RF

	# Name	Type	Std. Conc	RT	Area	IS Area	Response	Conc.	%Dev	Conc. Flag	CoD	CoD Flag	x=excluded
1	1 180301M1_2	Standard	150.000	6.51	25171.217	15336.645	20.516	119.3	-20.4	NO		NO	MM
2	2 180301M1_3	Standard	150.000	6.51	24186.930	12869.193	23.493	136.7	-8.9	NO		NO	MM
3	3 180301M1_4	Standard	150.000	6.51	32816.160	14299.881	28.686	166.9	11.3	NO		NO	MM
4	4 180301M1_5	Standard	150.000	6.51	27135.879	14741.061	23.010	133.9	-10.8	NO		NO	MM
5	5 180301M1_6	Standard	150.000	6.51	31261.170	15203.104	25.703	149.5	-0.3	NO		NO	MM
6	6 180301M1_7	Standard	150.000	6.51	28120.146	13054.862	26.925	156.6	4.4	NO		NO	MM
7	7 180301M1_8	Standard	150.000	6.51	30349.900	13441.544	28.224	164.2	9.5	NO		NO	MM
8	8 180301M1_9	Standard	150.000	6.51	31855.229	13691.178	29.084	169.2	12.8	NO		NO	MM
9	9 180301M1_10	Standard	150.000	6.51	27737.973	13470.846	25.739	149.7	-0.2	NO		NO	MM
10	10 180301M1_11	Standard	150.000	6.51	26341.955	12442.481	26.464	154.0	2.6	NO		NO	MM

**Compound name: d9-N-EtFOSE**

Response Factor: 0.14646

RRF SD: 0.00970344, Relative SD: 6.62533

Response type: Internal Std ( Ref 62 ), Area \* ( IS Conc. / IS Area )

Curve type: RF

	# Name	Type	Std. Conc	RT	Area	IS Area	Response	Conc.	%Dev	Conc. Flag	CoD	CoD Flag	x=excluded
1	1 180301M1_2	Standard	150.000	6.66	26117.539	15336.645	21.287	145.3	-3.1	NO		NO	MM
2	2 180301M1_3	Standard	150.000	6.65	23251.111	12869.193	22.584	154.2	2.8	NO		NO	MM
3	3 180301M1_4	Standard	150.000	6.65	26150.514	14299.881	22.859	156.1	4.1	NO		NO	MM
4	4 180301M1_5	Standard	150.000	6.66	24856.543	14741.061	21.078	143.9	-4.1	NO		NO	MM
5	5 180301M1_6	Standard	150.000	6.65	25267.814	15203.104	20.775	141.8	-5.4	NO		NO	MM
6	6 180301M1_7	Standard	150.000	6.65	22910.215	13054.862	21.936	149.8	-0.1	NO		NO	MM
7	7 180301M1_8	Standard	150.000	6.65	26975.457	13441.544	25.086	171.3	14.2	NO		NO	MM
8	8 180301M1_9	Standard	150.000	6.66	22020.955	13691.178	20.105	137.3	-8.5	NO		NO	MM
9	9 180301M1_10	Standard	150.000	6.65	24780.598	13470.846	22.995	157.0	4.7	NO		NO	MM
10	10 180301M1_11	Standard	150.000	6.65	20888.084	12442.481	20.985	143.3	-4.5	NO		NO	MM

Dataset: F:\Projects\PFAS.PRO\Results\180301M1\180301M1-CRV.qld

Last Altered: Saturday, March 03, 2018 05:10:16 Pacific Standard Time

Printed: Saturday, March 03, 2018 05:11:05 Pacific Standard Time

**Compound name: 13C4-PFBA**

Response Factor: 1

RRF SD: 1.2274e-016, Relative SD: 1.2274e-014

Response type: Internal Std ( Ref 55 ), Area \* ( IS Conc. / IS Area )

Curve type: RF

	# Name	Type	Std. Conc	RT	Area	IS Area	Response	Conc.	%Dev	Conc. Flag	CoD	CoD Flag	x=excluded
1	1 180301M1_2	Standard	12.500	1.45	6898.718	6898.718	12.500	12.5	0.0	NO		NO	bb
2	2 180301M1_3	Standard	12.500	1.45	7463.416	7463.416	12.500	12.5	0.0	NO		NO	MM
3	3 180301M1_4	Standard	12.500	1.45	7584.892	7584.892	12.500	12.5	0.0	NO		NO	MM
4	4 180301M1_5	Standard	12.500	1.44	7839.470	7839.470	12.500	12.5	0.0	NO		NO	MM
5	5 180301M1_6	Standard	12.500	1.45	7334.360	7334.360	12.500	12.5	0.0	NO		NO	bb
6	6 180301M1_7	Standard	12.500	1.44	6935.251	6935.251	12.500	12.5	0.0	NO		NO	bb
7	7 180301M1_8	Standard	12.500	1.44	7399.419	7399.419	12.500	12.5	0.0	NO		NO	MM
8	8 180301M1_9	Standard	12.500	1.45	7165.229	7165.229	12.500	12.5	0.0	NO		NO	MM
9	9 180301M1_10	Standard	12.500	1.45	7579.697	7579.697	12.500	12.5	0.0	NO		NO	MM
10	10 180301M1_11	Standard	12.500	1.45	7297.714	7297.714	12.500	12.5	0.0	NO		NO	MM

**Compound name: 13C5-PFHxA**

Response Factor: 1

RRF SD: 0, Relative SD: 0

Response type: Internal Std ( Ref 56 ), Area \* ( IS Conc. / IS Area )

Curve type: RF

	# Name	Type	Std. Conc	RT	Area	IS Area	Response	Conc.	%Dev	Conc. Flag	CoD	CoD Flag	x=excluded
1	1 180301M1_2	Standard	12.500	3.19	12637.336	12637.336	12.500	12.5	0.0	NO		NO	MM
2	2 180301M1_3	Standard	12.500	3.18	13338.066	13338.066	12.500	12.5	0.0	NO		NO	MM
3	3 180301M1_4	Standard	12.500	3.18	13082.495	13082.495	12.500	12.5	0.0	NO		NO	MM
4	4 180301M1_5	Standard	12.500	3.18	12947.299	12947.299	12.500	12.5	0.0	NO		NO	MM
5	5 180301M1_6	Standard	12.500	3.19	13690.900	13690.900	12.500	12.5	0.0	NO		NO	MM
6	6 180301M1_7	Standard	12.500	3.18	11574.014	11574.014	12.500	12.5	0.0	NO		NO	MM
7	7 180301M1_8	Standard	12.500	3.18	14232.165	14232.165	12.500	12.5	0.0	NO		NO	MM
8	8 180301M1_9	Standard	12.500	3.19	12182.840	12182.840	12.500	12.5	0.0	NO		NO	MM
9	9 180301M1_10	Standard	12.500	3.19	11950.871	11950.871	12.500	12.5	0.0	NO		NO	MM
10	10 180301M1_11	Standard	12.500	3.18	10469.692	10469.692	12.500	12.5	0.0	NO		NO	MM

Dataset: F:\Projects\PFAS.PRO\Results\180301M1\180301M1-CRV.qld

Last Altered: Saturday, March 03, 2018 05:10:16 Pacific Standard Time

Printed: Saturday, March 03, 2018 05:11:05 Pacific Standard Time

**Compound name: 13C3-PFHxS**

Response Factor: 1

RRF SD: 7.40149e-017, Relative SD: 7.40149e-015

Response type: Internal Std ( Ref 57 ), Area \* ( IS Conc. / IS Area )

Curve type: RF

#	Name	Type	Std. Conc	RT	Area	IS Area	Response	Conc.	%Dev	Conc. Flag	CoD	CoD Flag	x=excluded
1	1 180301M1_2	Standard	12.500	3.96	3293.152	3293.152	12.500	12.5	0.0	NO		NO	bb
2	2 180301M1_3	Standard	12.500	3.95	3627.427	3627.427	12.500	12.5	0.0	NO		NO	bb
3	3 180301M1_4	Standard	12.500	3.95	3576.785	3576.785	12.500	12.5	0.0	NO		NO	bb
4	4 180301M1_5	Standard	12.500	3.95	2921.085	2921.085	12.500	12.5	0.0	NO		NO	bb
5	5 180301M1_6	Standard	12.500	3.96	2796.654	2796.654	12.500	12.5	0.0	NO		NO	bb
6	6 180301M1_7	Standard	12.500	3.95	3099.898	3099.898	12.500	12.5	0.0	NO		NO	bb
7	7 180301M1_8	Standard	12.500	3.95	3242.319	3242.319	12.500	12.5	0.0	NO		NO	bb
8	8 180301M1_9	Standard	12.500	3.95	2897.150	2897.150	12.500	12.5	0.0	NO		NO	MM
9	9 180301M1_10	Standard	12.500	3.96	2958.918	2958.918	12.500	12.5	0.0	NO		NO	MM
10	10 180301M1_11	Standard	12.500	3.95	2390.894	2390.894	12.500	12.5	0.0	NO		NO	bb

**Compound name: 13C8-PFOA**

Response Factor: 1

RRF SD: 0, Relative SD: 0

Response type: Internal Std ( Ref 58 ), Area \* ( IS Conc. / IS Area )

Curve type: RF

#	Name	Type	Std. Conc	RT	Area	IS Area	Response	Conc.	%Dev	Conc. Flag	CoD	CoD Flag	x=excluded
1	1 180301M1_2	Standard	12.500	4.34	11175.605	11175.605	12.500	12.5	0.0	NO		NO	MM
2	2 180301M1_3	Standard	12.500	4.33	11106.500	11106.500	12.500	12.5	0.0	NO		NO	bb
3	3 180301M1_4	Standard	12.500	4.33	11332.271	11332.271	12.500	12.5	0.0	NO		NO	bb
4	4 180301M1_5	Standard	12.500	4.33	11590.600	11590.600	12.500	12.5	0.0	NO		NO	MM
5	5 180301M1_6	Standard	12.500	4.34	12038.324	12038.324	12.500	12.5	0.0	NO		NO	MM
6	6 180301M1_7	Standard	12.500	4.33	11378.594	11378.594	12.500	12.5	0.0	NO		NO	bb
7	7 180301M1_8	Standard	12.500	4.32	11411.040	11411.040	12.500	12.5	0.0	NO		NO	MM
8	8 180301M1_9	Standard	12.500	4.33	10123.110	10123.110	12.500	12.5	0.0	NO		NO	MM
9	9 180301M1_10	Standard	12.500	4.33	11434.049	11434.049	12.500	12.5	0.0	NO		NO	bb
10	10 180301M1_11	Standard	12.500	4.33	9225.055	9225.055	12.500	12.5	0.0	NO		NO	MM



Dataset: F:\Projects\PFAS.PRO\Results\180301M1\180301M1-CRV.qld

Last Altered: Saturday, March 03, 2018 05:10:16 Pacific Standard Time

Printed: Saturday, March 03, 2018 05:11:05 Pacific Standard Time

**Compound name: 13C9-PFNA**

Response Factor: 1

RRF SD: 3.70074e-017, Relative SD: 3.70074e-015

Response type: Internal Std ( Ref 59 ), Area \* ( IS Conc. / IS Area )

Curve type: RF

	# Name	Type	Std. Conc	RT	Area	IS Area	Response	Conc.	%Dev	Conc. Flag	CoD	CoD Flag	x=excluded
1	1 180301M1_2	Standard	12.500	4.78	11713.663	11713.663	12.500	12.5	0.0	NO		NO	MM
2	2 180301M1_3	Standard	12.500	4.77	11570.663	11570.663	12.500	12.5	0.0	NO		NO	MM
3	3 180301M1_4	Standard	12.500	4.76	11157.871	11157.871	12.500	12.5	0.0	NO		NO	MM
4	4 180301M1_5	Standard	12.500	4.77	12864.314	12864.314	12.500	12.5	0.0	NO		NO	bb
5	5 180301M1_6	Standard	12.500	4.78	11918.772	11918.772	12.500	12.5	0.0	NO		NO	MM
6	6 180301M1_7	Standard	12.500	4.76	10315.065	10315.065	12.500	12.5	0.0	NO		NO	MM
7	7 180301M1_8	Standard	12.500	4.76	11629.393	11629.393	12.500	12.5	0.0	NO		NO	MM
8	8 180301M1_9	Standard	12.500	4.77	11271.441	11271.441	12.500	12.5	0.0	NO		NO	bb
9	9 180301M1_10	Standard	12.500	4.77	11197.493	11197.493	12.500	12.5	0.0	NO		NO	bb
10	10 180301M1_11	Standard	12.500	4.76	10431.502	10431.502	12.500	12.5	0.0	NO		NO	bb

**Compound name: 13C4-PFOS**

Response Factor: 1

RRF SD: 7.40149e-017, Relative SD: 7.40149e-015

Response type: Internal Std ( Ref 60 ), Area \* ( IS Conc. / IS Area )

Curve type: RF

	# Name	Type	Std. Conc	RT	Area	IS Area	Response	Conc.	%Dev	Conc. Flag	CoD	CoD Flag	x=excluded
1	1 180301M1_2	Standard	12.500	4.86	3272.799	3272.799	12.500	12.5	0.0	NO		NO	bb
2	2 180301M1_3	Standard	12.500	4.85	3570.073	3570.073	12.500	12.5	0.0	NO		NO	bb
3	3 180301M1_4	Standard	12.500	4.84	3152.786	3152.786	12.500	12.5	0.0	NO		NO	bb
4	4 180301M1_5	Standard	12.500	4.85	3423.723	3423.723	12.500	12.5	0.0	NO		NO	MM
5	5 180301M1_6	Standard	12.500	4.86	3385.483	3385.483	12.500	12.5	0.0	NO		NO	MM
6	6 180301M1_7	Standard	12.500	4.84	3068.465	3068.465	12.500	12.5	0.0	NO		NO	MM
7	7 180301M1_8	Standard	12.500	4.84	3433.175	3433.175	12.500	12.5	0.0	NO		NO	bb
8	8 180301M1_9	Standard	12.500	4.85	2974.182	2974.182	12.500	12.5	0.0	NO		NO	bb
9	9 180301M1_10	Standard	12.500	4.86	2924.657	2924.657	12.500	12.5	0.0	NO		NO	bb
10	10 180301M1_11	Standard	12.500	4.84	2442.329	2442.329	12.500	12.5	0.0	NO		NO	bb

Dataset: F:\Projects\PFAS.PRO\Results\180301M1\180301M1-CRV.qld

Last Altered: Saturday, March 03, 2018 05:10:16 Pacific Standard Time  
 Printed: Saturday, March 03, 2018 05:11:05 Pacific Standard Time

**Compound name: 13C6-PFDA**

Response Factor: 1

RRF SD: 0, Relative SD: 0

Response type: Internal Std ( Ref 61 ), Area \* ( IS Conc. / IS Area )

Curve type: RF

	# Name	Type	Std. Conc	RT	Area	IS Area	Response	Conc.	%Dev	Conc. Flag	CoD	CoD Flag	x=excluded
1	1 180301M1_2	Standard	12.500	5.15	12905.657	12905.657	12.500	12.5	0.0	NO		NO	MM
2	2 180301M1_3	Standard	12.500	5.14	13366.000	13366.000	12.500	12.5	0.0	NO		NO	MM
3	3 180301M1_4	Standard	12.500	5.14	13986.014	13986.014	12.500	12.5	0.0	NO		NO	MM
4	4 180301M1_5	Standard	12.500	5.15	13896.420	13896.420	12.500	12.5	0.0	NO		NO	MM
5	5 180301M1_6	Standard	12.500	5.15	13302.936	13302.936	12.500	12.5	0.0	NO		NO	MM
6	6 180301M1_7	Standard	12.500	5.14	13109.354	13109.354	12.500	12.5	0.0	NO		NO	MM
7	7 180301M1_8	Standard	12.500	5.14	10569.340	10569.340	12.500	12.5	0.0	NO		NO	MM
8	8 180301M1_9	Standard	12.500	5.15	12520.412	12520.412	12.500	12.5	0.0	NO		NO	MM
9	9 180301M1_10	Standard	12.500	5.15	12384.302	12384.302	12.500	12.5	0.0	NO		NO	MM
10	10 180301M1_11	Standard	12.500	5.14	8571.460	8571.460	12.500	12.5	0.0	NO		NO	MM

**Compound name: 13C7-PFUdA**

Response Factor: 1

RRF SD: 0, Relative SD: 0

Response type: Internal Std ( Ref 62 ), Area \* ( IS Conc. / IS Area )

Curve type: RF

	# Name	Type	Std. Conc	RT	Area	IS Area	Response	Conc.	%Dev	Conc. Flag	CoD	CoD Flag	x=excluded
1	1 180301M1_2	Standard	12.500	5.48	15336.645	15336.645	12.500	12.5	0.0	NO		NO	MM
2	2 180301M1_3	Standard	12.500	5.47	12869.193	12869.193	12.500	12.5	0.0	NO		NO	MM
3	3 180301M1_4	Standard	12.500	5.46	14299.881	14299.881	12.500	12.5	0.0	NO		NO	bb
4	4 180301M1_5	Standard	12.500	5.47	14741.061	14741.061	12.500	12.5	0.0	NO		NO	MM
5	5 180301M1_6	Standard	12.500	5.48	15203.104	15203.104	12.500	12.5	0.0	NO		NO	MM
6	6 180301M1_7	Standard	12.500	5.47	13054.862	13054.862	12.500	12.5	0.0	NO		NO	MM
7	7 180301M1_8	Standard	12.500	5.47	13441.544	13441.544	12.500	12.5	0.0	NO		NO	bb
8	8 180301M1_9	Standard	12.500	5.47	13691.178	13691.178	12.500	12.5	0.0	NO		NO	MM
9	9 180301M1_10	Standard	12.500	5.48	13470.846	13470.846	12.500	12.5	0.0	NO		NO	bb
10	10 180301M1_11	Standard	12.500	5.47	12442.481	12442.481	12.500	12.5	0.0	NO		NO	MM

Dataset: F:\Projects\PFAS.PRO\Results\180301M1\180301M1-CRV.qld

Last Altered: Monday, March 05, 2018 08:17:35 Pacific Standard Time

Printed: Monday, March 05, 2018 08:20:27 Pacific Standard Time

Method: F:\Projects\PFAS.PRO\MethDB\PFAS\_FULL\_80C\_022718.mdb 28 Feb 2018 13:19:45

Calibration: F:\Projects\PFAS.PRO\CurveDB\C18\_VAL-PFAS\_Q4\_03-01-18-FULL.cdb 05 Mar 2018 08:17:35

Name: 180301M1\_2, Date: 02-Mar-2018, Time: 00:51:52, ID: ST180301M1-1 PFC CS-2 18B2312, Description: PFC CS-2 18B2312

#	Name	IS#	CoD	CoD Flag	%RSD
1	1 PFBA	34	0.9999	NO	
2	2 PFPeA	35	0.9995	NO	
3	3 PFBS	36	0.9997	NO	
4	4 4:2 FTS	36	0.9996	NO	
5	5 PFHxA	37	0.9994	NO	
6	6 PFPeS	36	0.9990	NO	
7	7 PFHpA	38	0.9984	NO	
8	8 L-PFHxS	39	0.9992	NO	
9	10 6:2 FTS	40	0.9963	NO	
10	11 L-PFOA	40	0.9991	NO	
11	13 PFHpS	40	0.9989	NO	
12	14 PFNA	41	0.9997	NO	
13	15 PFOSA	42	0.9939	NO	
14	16 L-PFOS	43	0.9958	NO	
15	18 PFDA	44	0.9979	NO	
16	19 8:2 FTS	40	0.9990	NO	
17	20 PFNS	43	0.9966	NO	
18	21 N-MeFOSAA	45	0.9983	NO	
19	22 N-EtFOSAA	46	0.9995	NO	
20	23 PFUdA	47	0.9995	NO	
21	24 PFDS	47	0.9994	NO	
22	25 PFDoA	48	0.9934	NO	
23	26 N-MeFOSA	49	0.9978	NO	
24	27 PFTrDA	48	0.9970	NO	
25	28 PFTeDA	50	0.9933	NO	
26	29 N-EtFOSA	51	0.9996	NO	
27	30 PFHxDA	52	0.9986	NO	
28	31 PFODA	52	0.9989	NO	
29	32 N-MeFOSE	53	0.9990	NO	
30	33 N-EtFOSE	54	0.9930	NO	
31	34 13C3-PFBA	55		NO	3.591
32	35 13C3-PFPeA	56		NO	5.449

Dataset: F:\Projects\PFAS.PRO\Results\180301M1\180301M1-CRV.qld

Last Altered: Monday, March 05, 2018 08:17:35 Pacific Standard Time

Printed: Monday, March 05, 2018 08:20:27 Pacific Standard Time

Name: 180301M1\_2, Date: 02-Mar-2018, Time: 00:51:52, ID: ST180301M1-1 PFC CS-2 18B2312, Description: PFC CS-2 18B2312

#	Name	IS#	CoD	CoD Flag	%RSD
33	36 13C3-PFBS	56		NO	6.616
34	37 13C2-PFHxA	56		NO	5.755
35	38 13C4-PFHpA	56		NO	7.332
36	39 18O2-PFHxS	57		NO	9.454
37	40 13C2-PFOA	58		NO	4.440
38	41 13C5-PFNA	59		NO	5.612
39	42 13C8-PFOA	62		NO	11.690
40	43 13C8-PFOS	60		NO	7.455
41	44 13C2-PFDA	61		NO	13.237
42	45 d3-N-MeFOSAA	62		NO	9.927
43	46 d5-N-EtFOSAA	62		NO	9.317
44	47 13C2-PFUdA	62		NO	8.881
45	48 13C2-PFDoA	62		NO	8.753
46	49 d3-N-MeFOSA	62		NO	6.770
47	50 13C2-PFTeDA	62		NO	15.989
48	51 d5-N-ETFOSA	62		NO	7.375
49	52 13C2-PFHxDA	62		NO	7.065
50	53 d7-N-MeFOSE	62		NO	10.639
51	54 d9-N-EtFOSE	62		NO	6.625
52	55 13C4-PFBA	55		NO	0.000
53	56 13C5-PFHxA	56		NO	0.000
54	57 13C3-PFHxS	57		NO	0.000
55	58 13C8-PFOA	58		NO	0.000
56	59 13C9-PFNA	59		NO	0.000
57	60 13C4-PFOS	60		NO	0.000
58	61 13C6-PFDA	61		NO	0.000
59	62 13C7-PFUdA	62		NO	0.000

Vista Analytical Laboratory

Dataset: Untitled

Last Altered: Saturday, March 03, 2018 05:31:32 Pacific Standard Time

Printed: Saturday, March 03, 2018 05:33:13 Pacific Standard Time

Method: F:\Projects\PFAS.PRO\MethDB\PFAS\_FULL\_80C\_022718.mdb 28 Feb 2018 13:19:45

Calibration: F:\Projects\PFAS.PRO\CurveDB\C18\_VAL-PFAS\_Q4\_03-01-18-FULL.cdb 03 Mar 2018 05:24:54

Compound name: PFBA

	Name	ID	Acq.Date	Acq.Time
1	180301M1_1	IPA	02-Mar-18	00:40:28
2	180301M1_2	ST180301M1-1 PFC CS-2 18B2312	02-Mar-18	00:51:52
3	180301M1_3	ST180301M1-2 PFC CS-1 18B2313	02-Mar-18	01:03:19
4	180301M1_4	ST180301M1-3 PFC CS0 18B2314	02-Mar-18	01:14:50
5	180301M1_5	ST180301M1-4 PFC CS1 18B2315	02-Mar-18	01:26:16
6	180301M1_6	ST180301M1-5 PFC CS2 18B2316	02-Mar-18	01:37:43
7	180301M1_7	ST180301M1-6 PFC CS3 18B2317	02-Mar-18	01:49:10
8	180301M1_8	ST180301M1-7 PFC CS4 18B2318	02-Mar-18	02:00:37
9	180301M1_9	ST180301M1-8 PFC CS5 18B2319	02-Mar-18	02:12:06
10	180301M1_10	ST180301M1-9 PFC CS6 18B2320	02-Mar-18	02:23:33
11	180301M1_11	ST180301M1-10 PFC CS7 18B2321	02-Mar-18	02:35:03
12	180301M1_12	IPA	02-Mar-18	02:46:32
13	180301M1_13	ICV180301M1-1 PFC ICV 18B2311	02-Mar-18	02:58:02
14	180301M1_14	IPA	02-Mar-18	03:09:32

Dataset: F:\Projects\PFAS.PRO\Results\180301M1\180301M1-CRV.qld

Last Altered: Saturday, March 03, 2018 05:10:16 Pacific Standard Time

Printed: Saturday, March 03, 2018 05:16:32 Pacific Standard Time

Method: F:\Projects\PFAS.PRO\MethDB\PFAS\_FULL\_80C\_022718.mdb 28 Feb 2018 13:19:45

Calibration: F:\Projects\PFAS.PRO\CurveDB\C18\_VAL-PFAS\_Q4\_03-01-18-FULL.cdb 03 Mar 2018 05:10:16

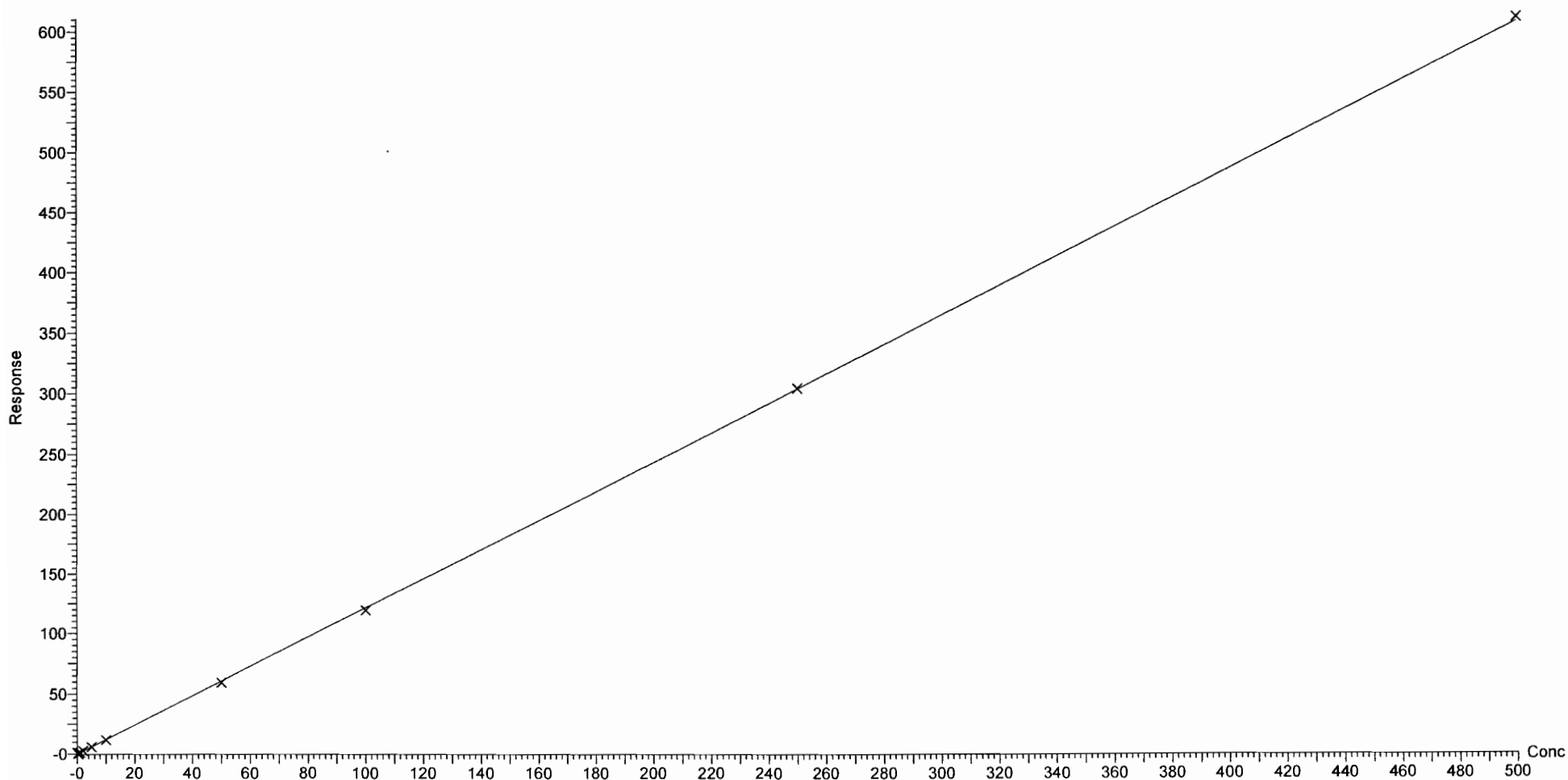
Compound name: PFBA

Correlation coefficient:  $r = 0.999933$ ,  $r^2 = 0.999866$

Calibration curve:  $1.21518 * x + -0.0256219$

Response type: Internal Std ( Ref 34 ), Area \* ( IS Conc. / IS Area )

Curve type: Linear, Origin: Include, Weighting: 1/x, Axis trans: None



Dataset: F:\Projects\PFAS.PRO\Results\180301M1\180301M1-CRV.qld

Last Altered: Saturday, March 03, 2018 05:10:16 Pacific Standard Time

Printed: Saturday, March 03, 2018 05:16:32 Pacific Standard Time

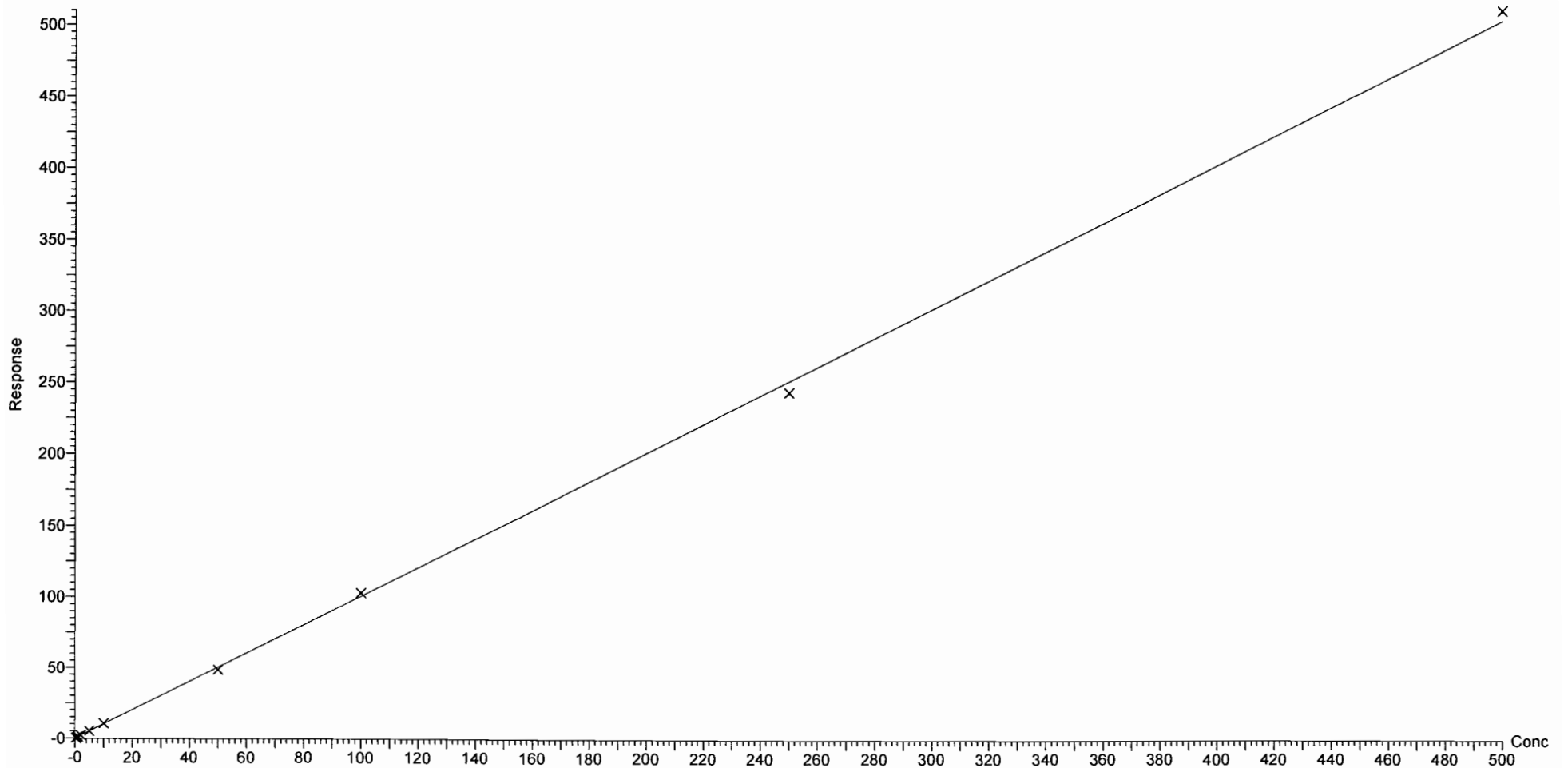
Compound name: PFPeA

Correlation coefficient:  $r = 0.999732$ ,  $r^2 = 0.999463$

Calibration curve:  $1.00597 * x + 0.00234598$

Response type: Internal Std ( Ref 35 ), Area \* ( IS Conc. / IS Area )

Curve type: Linear, Origin: Exclude, Weighting: 1/x, Axis trans: None



Dataset: F:\Projects\PFAS.PRO\Results\180301M1\180301M1-CRV.qld

Last Altered: Saturday, March 03, 2018 05:10:16 Pacific Standard Time

Printed: Saturday, March 03, 2018 05:16:32 Pacific Standard Time

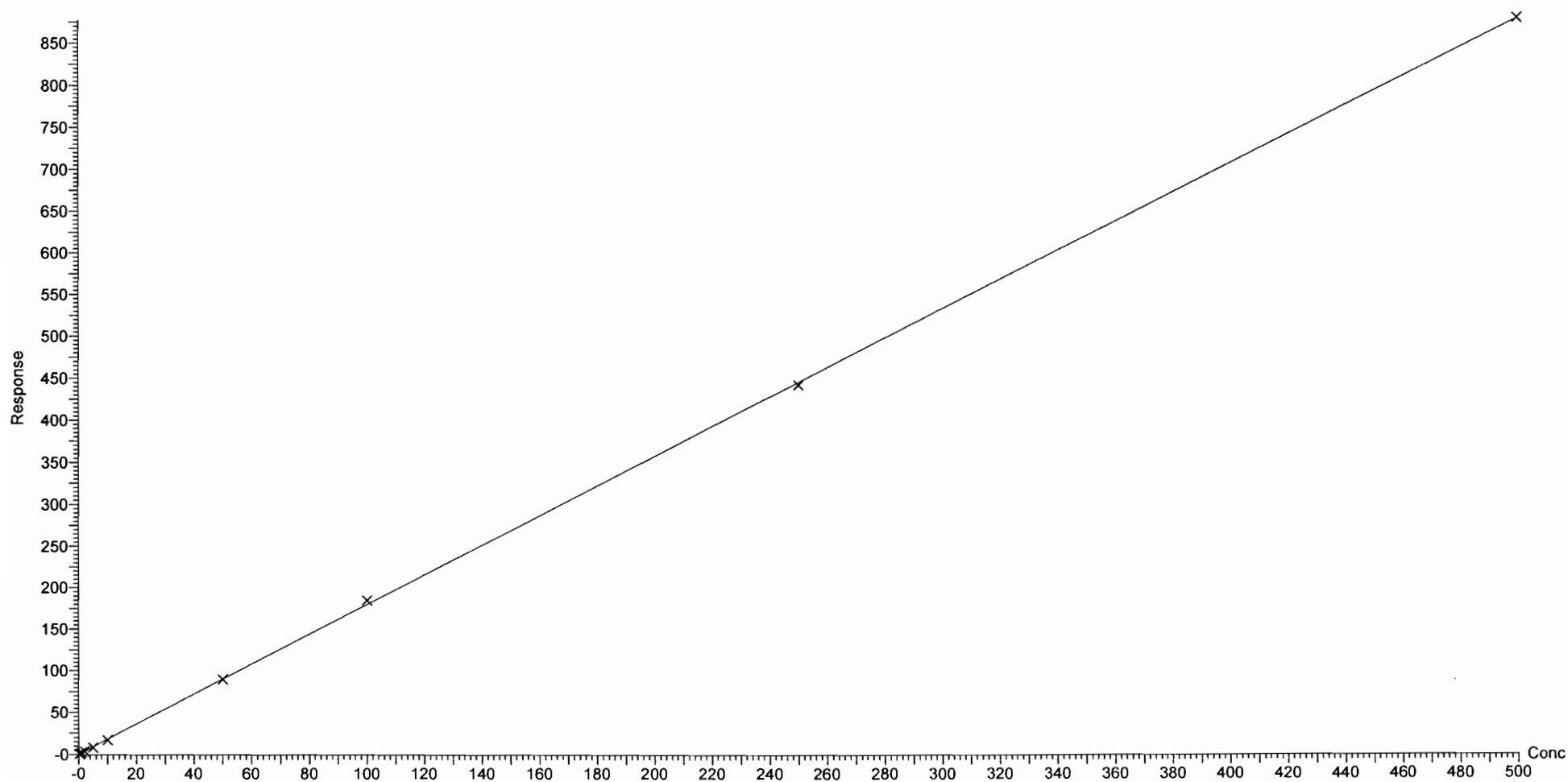
Compound name: PFBS

Coefficient of Determination:  $R^2 = 0.999738$

Calibration curve:  $-0.0001083 * x^2 + 1.80781 * x + -0.110765$

Response type: Internal Std ( Ref 36 ), Area \* ( IS Conc. / IS Area )

Curve type: 2nd Order, Origin: Exclude, Weighting: 1/x, Axis trans: None





Dataset: F:\Projects\PFAS.PRO\Results\180301M1\180301M1-CRV.qld

Last Altered: Saturday, March 03, 2018 05:10:16 Pacific Standard Time

Printed: Saturday, March 03, 2018 05:16:32 Pacific Standard Time

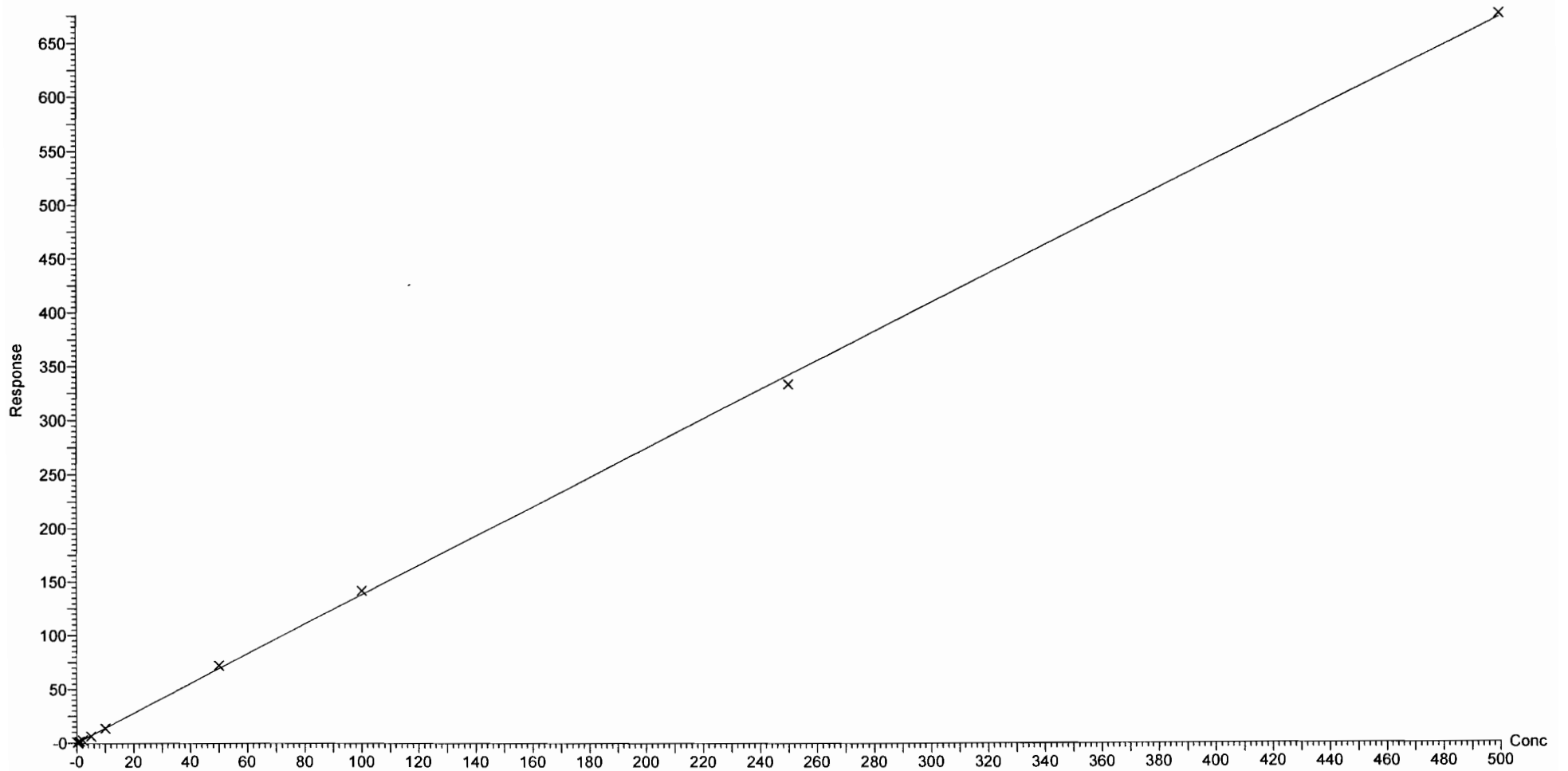
Compound name: 4:2 FTS

Coefficient of Determination:  $R^2 = 0.999555$

Calibration curve:  $-9.45792e-005 * x^2 + 1.39095 * x + 0.0149965$

Response type: Internal Std ( Ref 36 ), Area \* ( IS Conc. / IS Area )

Curve type: 2nd Order, Origin: Exclude, Weighting: 1/x, Axis trans: None



Dataset: F:\Projects\PFAS.PRO\Results\180301M1\180301M1-CRV.qld

Last Altered: Saturday, March 03, 2018 05:10:16 Pacific Standard Time

Printed: Saturday, March 03, 2018 05:16:32 Pacific Standard Time

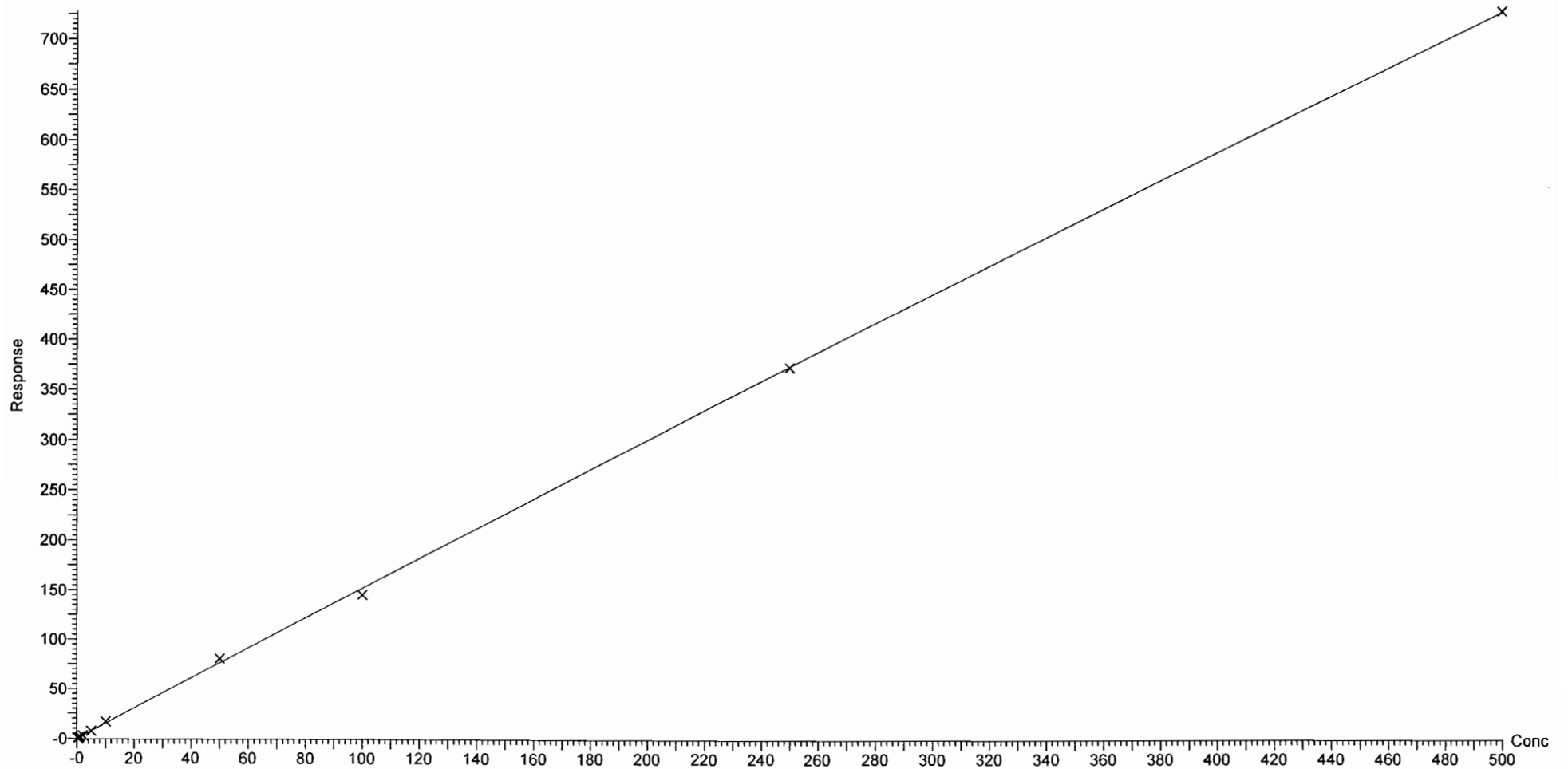
Compound name: PFHxA

Coefficient of Determination:  $R^2 = 0.999401$

Calibration curve:  $-0.000167228 * x^2 + 1.53598 * x + 0.061558$

Response type: Internal Std ( Ref 37 ), Area \* ( IS Conc. / IS Area )

Curve type: 2nd Order, Origin: Include, Weighting: 1/x, Axis trans: None



Dataset: F:\Projects\PFAS.PRO\Results\180301M1\180301M1-CRV.qld

Last Altered: Saturday, March 03, 2018 05:10:16 Pacific Standard Time

Printed: Saturday, March 03, 2018 05:16:32 Pacific Standard Time

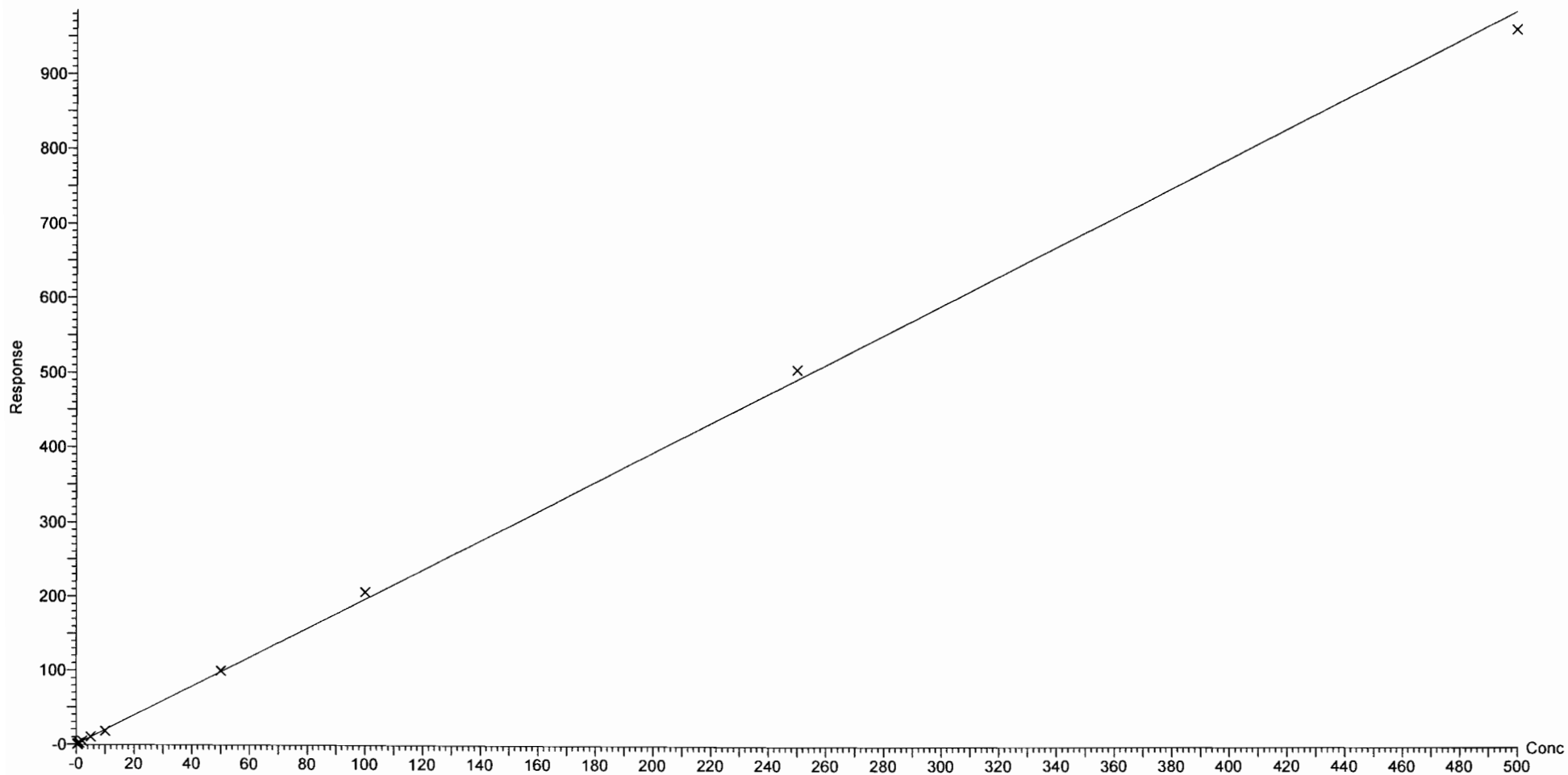
Compound name: PFPeS

Correlation coefficient:  $r = 0.999511$ ,  $r^2 = 0.999022$

Calibration curve:  $1.97048 * x + -0.0874669$

Response type: Internal Std ( Ref 36 ), Area \* ( IS Conc. / IS Area )

Curve type: Linear, Origin: Exclude, Weighting: 1/x, Axis trans: None



Dataset: F:\Projects\PFAS.PRO\Results\180301M1\180301M1-CRV.qld

Last Altered: Saturday, March 03, 2018 05:10:16 Pacific Standard Time

Printed: Saturday, March 03, 2018 05:16:32 Pacific Standard Time

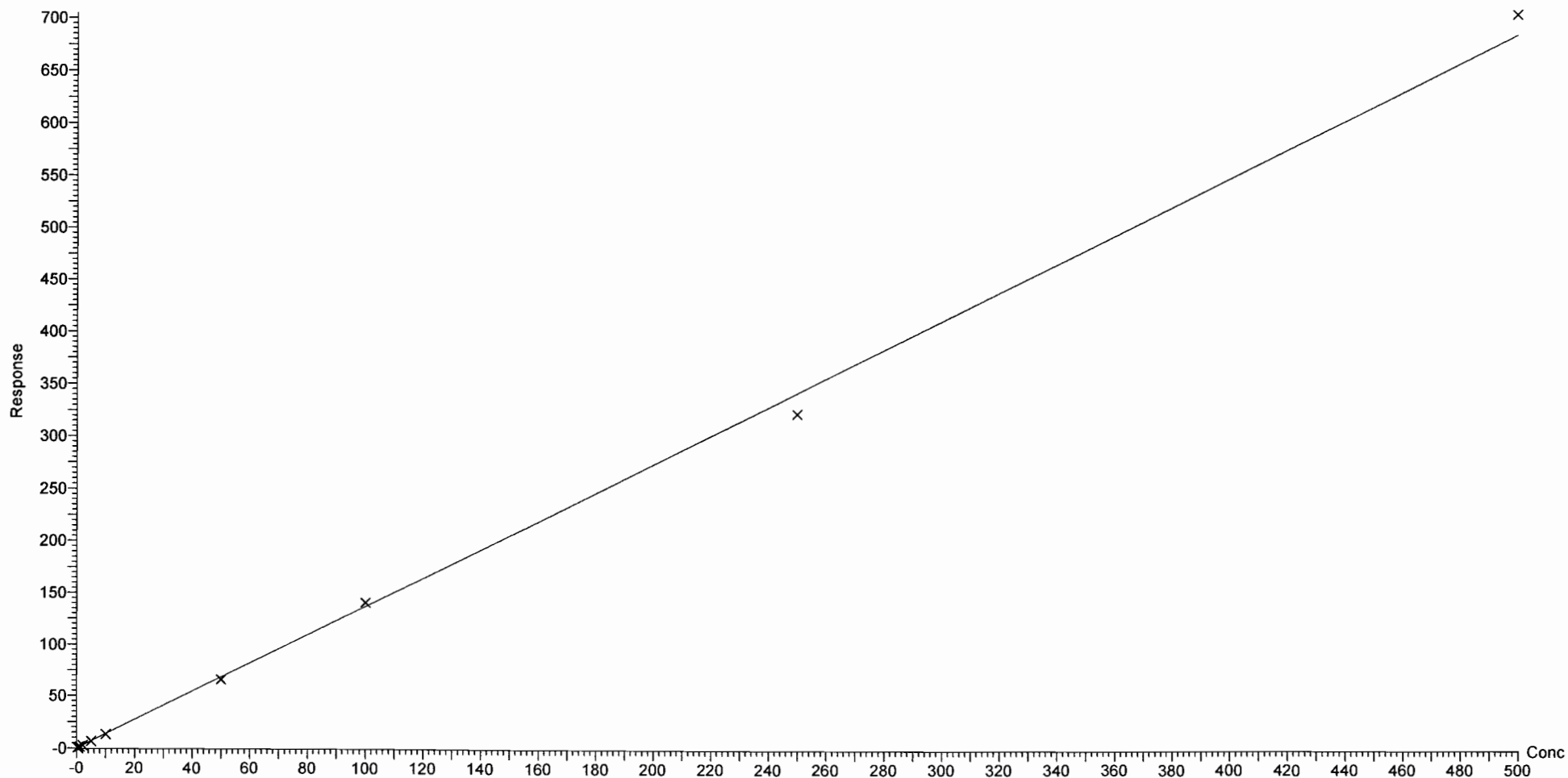
Compound name: PFHpA

Correlation coefficient:  $r = 0.999214$ ,  $r^2 = 0.998428$

Calibration curve:  $1.37003 * x + -0.0299465$

Response type: Internal Std ( Ref 38 ), Area \* ( IS Conc. / IS Area )

Curve type: Linear, Origin: Exclude, Weighting: 1/x, Axis trans: None



Dataset: F:\Projects\PFAS.PRO\Results\180301M1\180301M1-CRV.qld

Last Altered: Saturday, March 03, 2018 05:24:54 Pacific Standard Time

Printed: Saturday, March 03, 2018 05:25:18 Pacific Standard Time

Method: F:\Projects\PFAS.PRO\MethDB\PFAS\_FULL\_80C\_022718.mdb 28 Feb 2018 13:19:45

Calibration: F:\Projects\PFAS.PRO\CurveDB\C18\_VAL-PFAS\_Q4\_03-01-18-FULL.cdb 03 Mar 2018 05:24:54

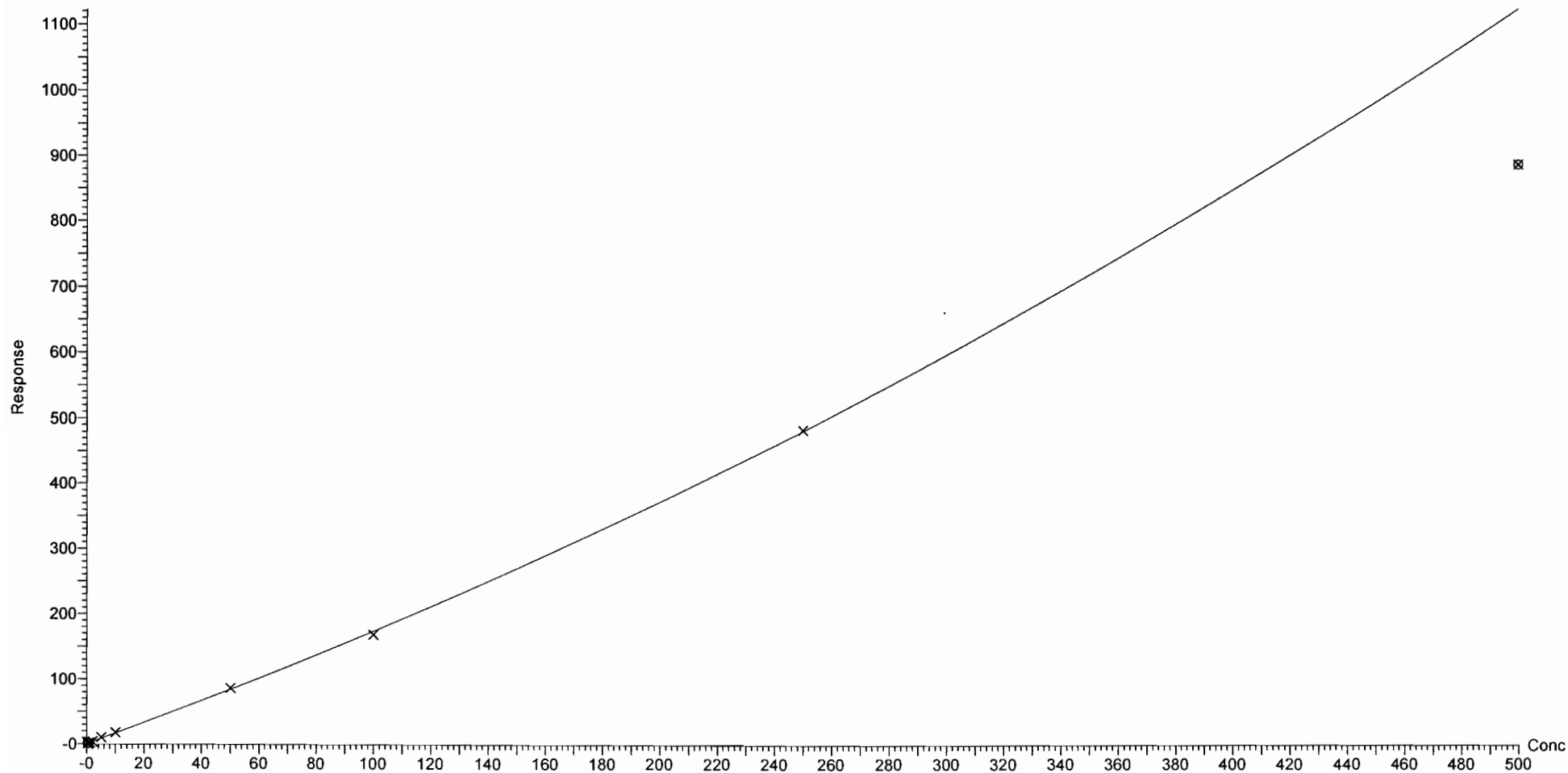
Compound name: L-PFHxS

Coefficient of Determination:  $R^2 = 0.999223$

Calibration curve:  $0.00128029 * x^2 + 1.60315 * x + 0.660702$

Response type: Internal Std ( Ref 39 ), Area \* ( IS Conc. / IS Area )

Curve type: 2nd Order, Origin: Exclude, Weighting: 1/x, Axis trans: None



Dataset: F:\Projects\PFAS.PRO\Results\180301M1\180301M1-CRV.qld

Last Altered: Saturday, March 03, 2018 05:10:16 Pacific Standard Time

Printed: Saturday, March 03, 2018 05:16:32 Pacific Standard Time

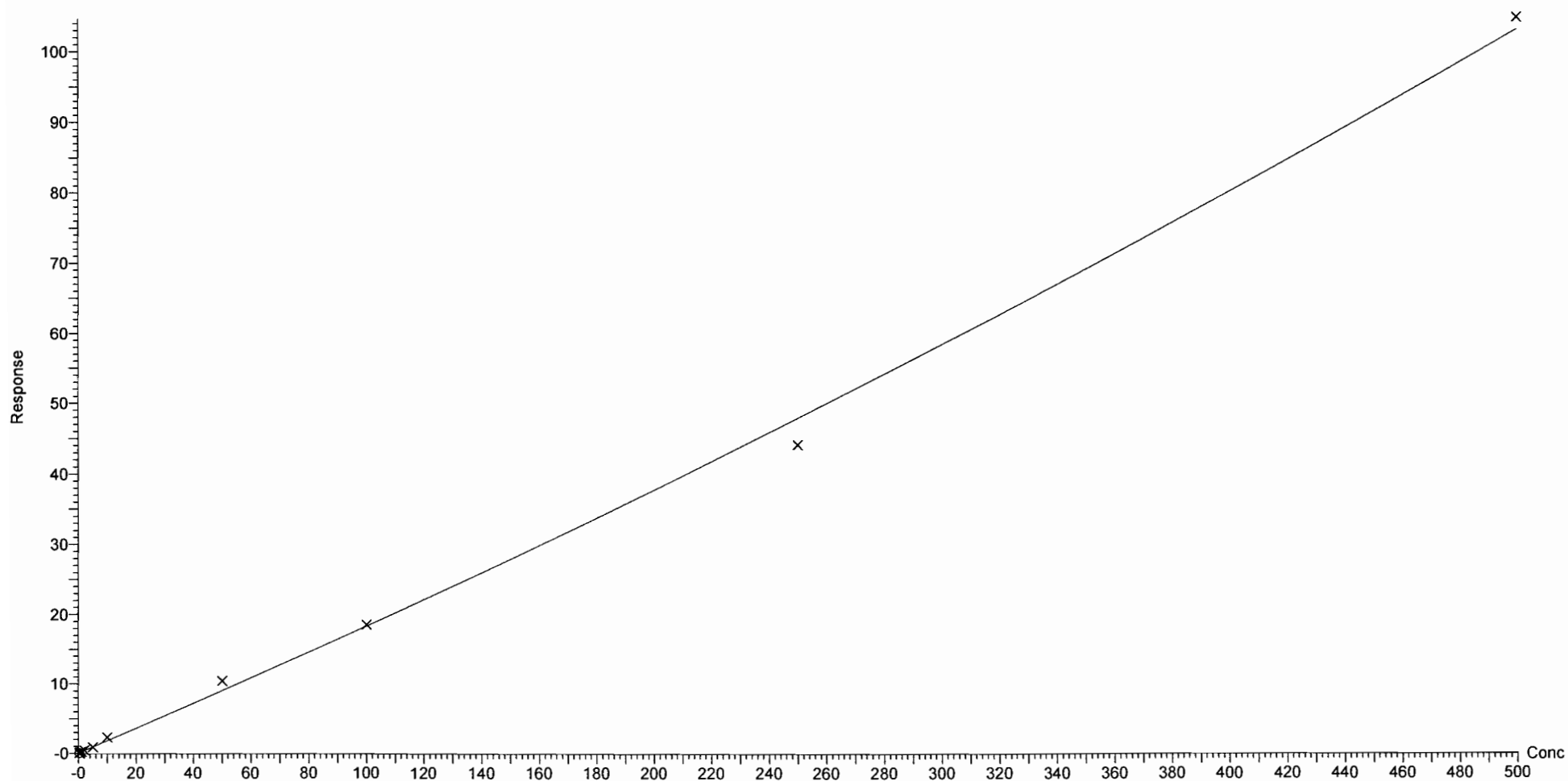
Compound name: 6:2 FTS

Coefficient of Determination:  $R^2 = 0.996330$

Calibration curve:  $5.72594e-005 * x^2 + 0.17718 * x + 0.0436809$

Response type: Internal Std ( Ref 40 ), Area \* ( IS Conc. / IS Area )

Curve type: 2nd Order, Origin: Include, Weighting: 1/x, Axis trans: None



Dataset: F:\Projects\PFAS.PRO\Results\180301M1\180301M1-CRV.qld

Last Altered: Saturday, March 03, 2018 05:10:16 Pacific Standard Time

Printed: Saturday, March 03, 2018 05:16:32 Pacific Standard Time

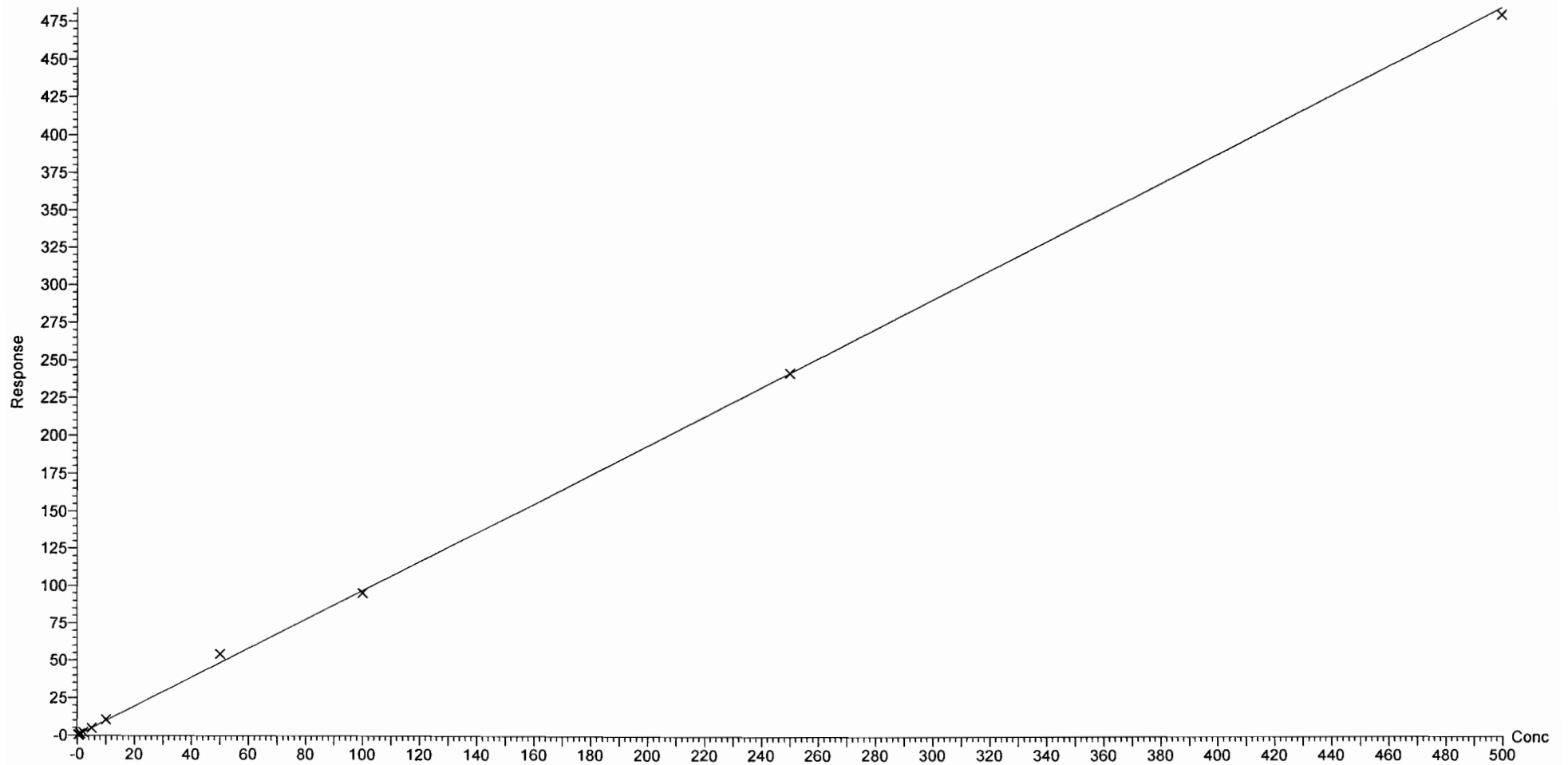
Compound name: L-PFOA

Correlation coefficient:  $r = 0.999526$ ,  $r^2 = 0.999052$

Calibration curve:  $0.967604 * x + 0.0816853$

Response type: Internal Std ( Ref 40 ), Area \* ( IS Conc. / IS Area )

Curve type: Linear, Origin: Exclude, Weighting: 1/x, Axis trans: None



Dataset: F:\Projects\PFAS.PRO\Results\180301M1\180301M1-CRV.qld

Last Altered: Saturday, March 03, 2018 05:10:16 Pacific Standard Time

Printed: Saturday, March 03, 2018 05:16:32 Pacific Standard Time

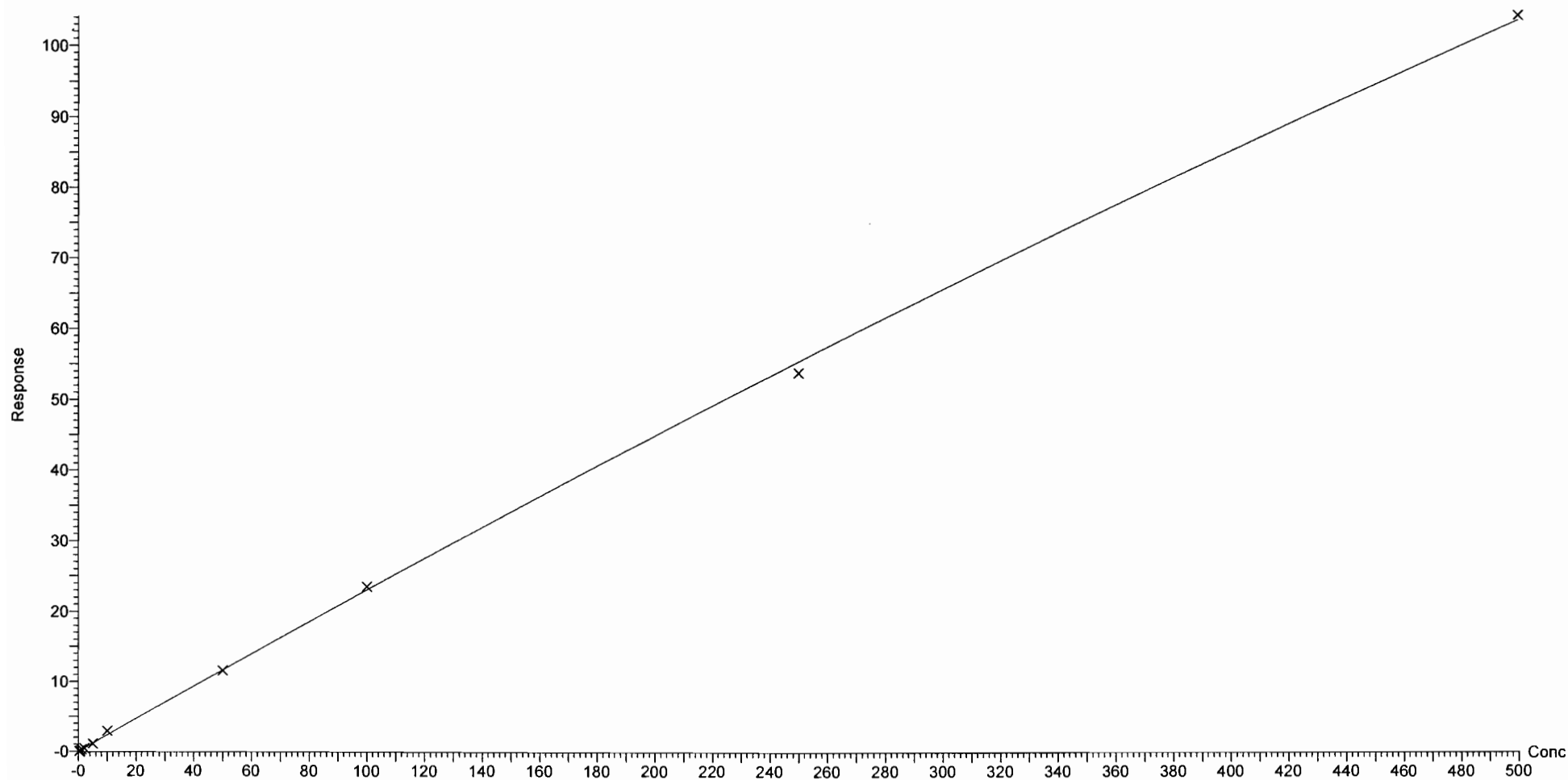
Compound name: PFHpS

Coefficient of Determination:  $R^2 = 0.998869$

Calibration curve:  $-5.90696e-005 * x^2 + 0.236416 * x + 0.00450455$

Response type: Internal Std ( Ref 40 ), Area \* ( IS Conc. / IS Area )

Curve type: 2nd Order, Origin: Exclude, Weighting: 1/x, Axis trans: None





Dataset: F:\Projects\PFAS.PRO\Results\180301M1\180301M1-CRV.qld

Last Altered: Saturday, March 03, 2018 05:10:16 Pacific Standard Time

Printed: Saturday, March 03, 2018 05:16:32 Pacific Standard Time

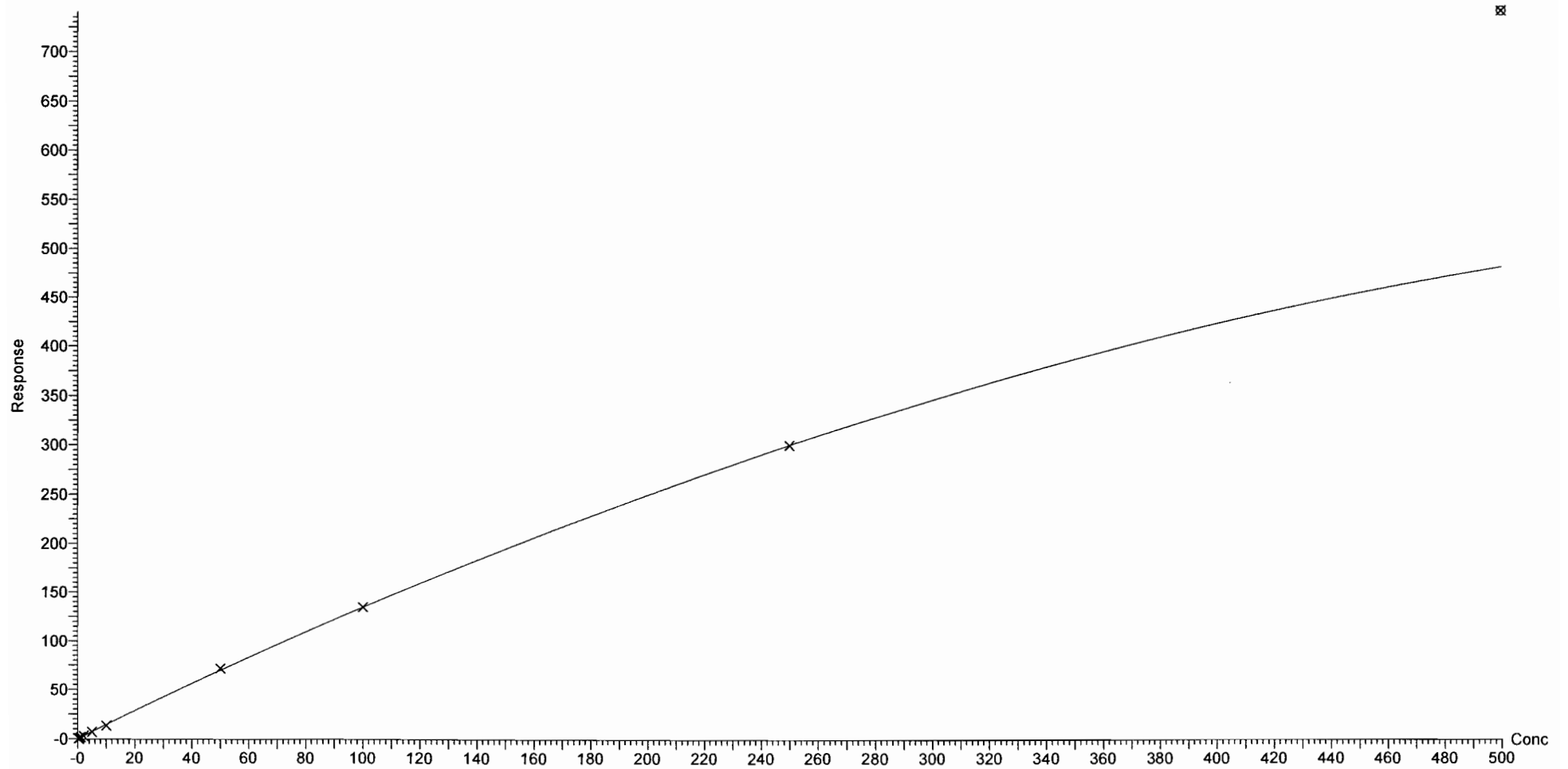
Compound name: PFNA

Coefficient of Determination:  $R^2 = 0.999673$

Calibration curve:  $-0.00096212 * x^2 + 1.44117 * x + -0.0367972$

Response type: Internal Std ( Ref 41 ), Area \* ( IS Conc. / IS Area )

Curve type: 2nd Order, Origin: Exclude, Weighting: 1/x, Axis trans: None



Dataset: F:\Projects\PFAS.PRO\Results\180301M1\180301M1-CRV.qld

Last Altered: Saturday, March 03, 2018 05:10:16 Pacific Standard Time

Printed: Saturday, March 03, 2018 05:16:32 Pacific Standard Time

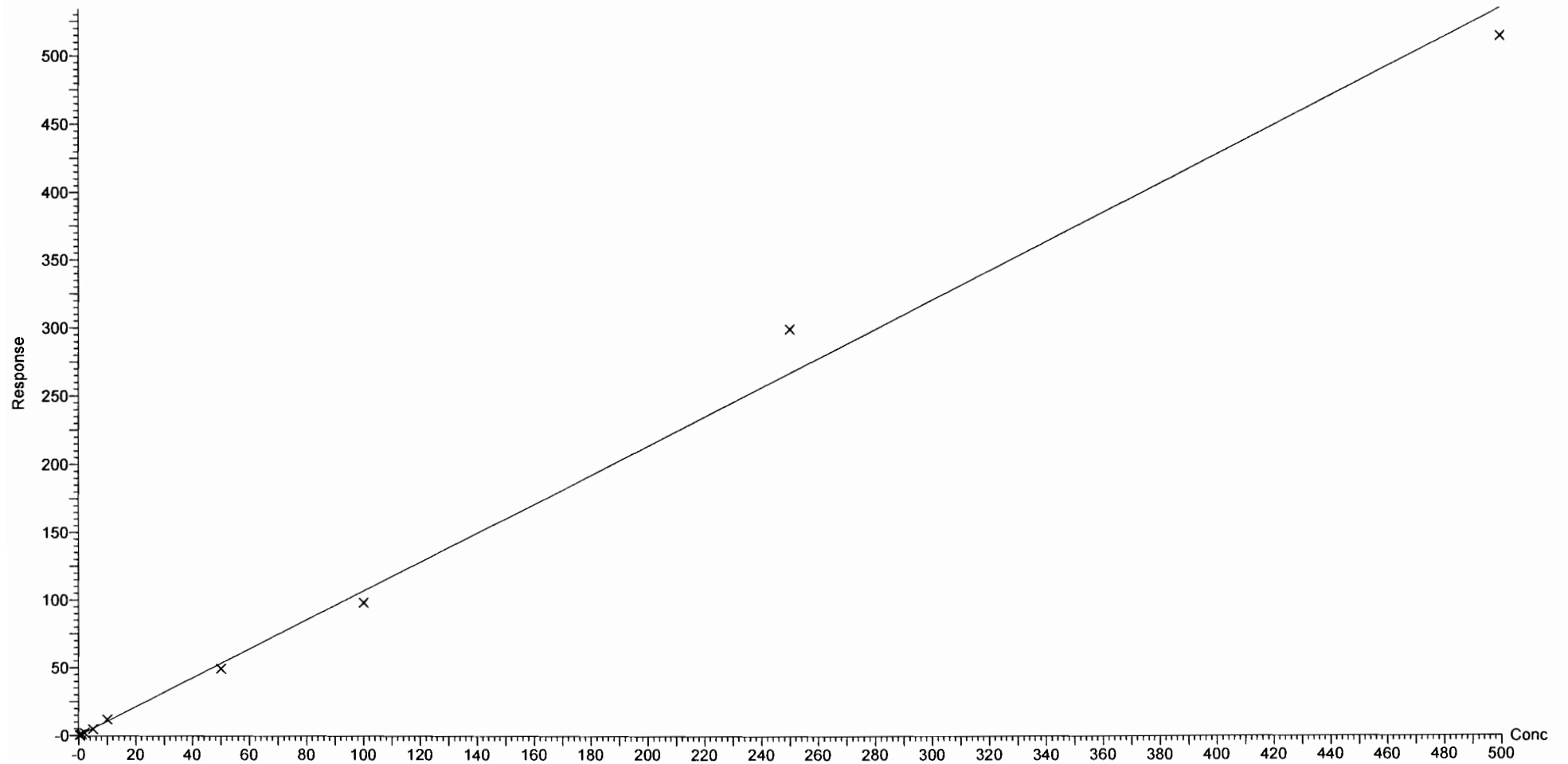
Compound name: PFOSA

Correlation coefficient:  $r = 0.996929$ ,  $r^2 = 0.993868$

Calibration curve:  $1.06783 * x + -0.0152718$

Response type: Internal Std ( Ref 42 ), Area \* ( IS Conc. / IS Area )

Curve type: Linear, Origin: Exclude, Weighting: 1/x, Axis trans: None



Dataset: F:\Projects\PFAS.PRO\Results\180301M1\180301M1-CRV.qld

Last Altered: Saturday, March 03, 2018 05:10:16 Pacific Standard Time

Printed: Saturday, March 03, 2018 05:16:32 Pacific Standard Time

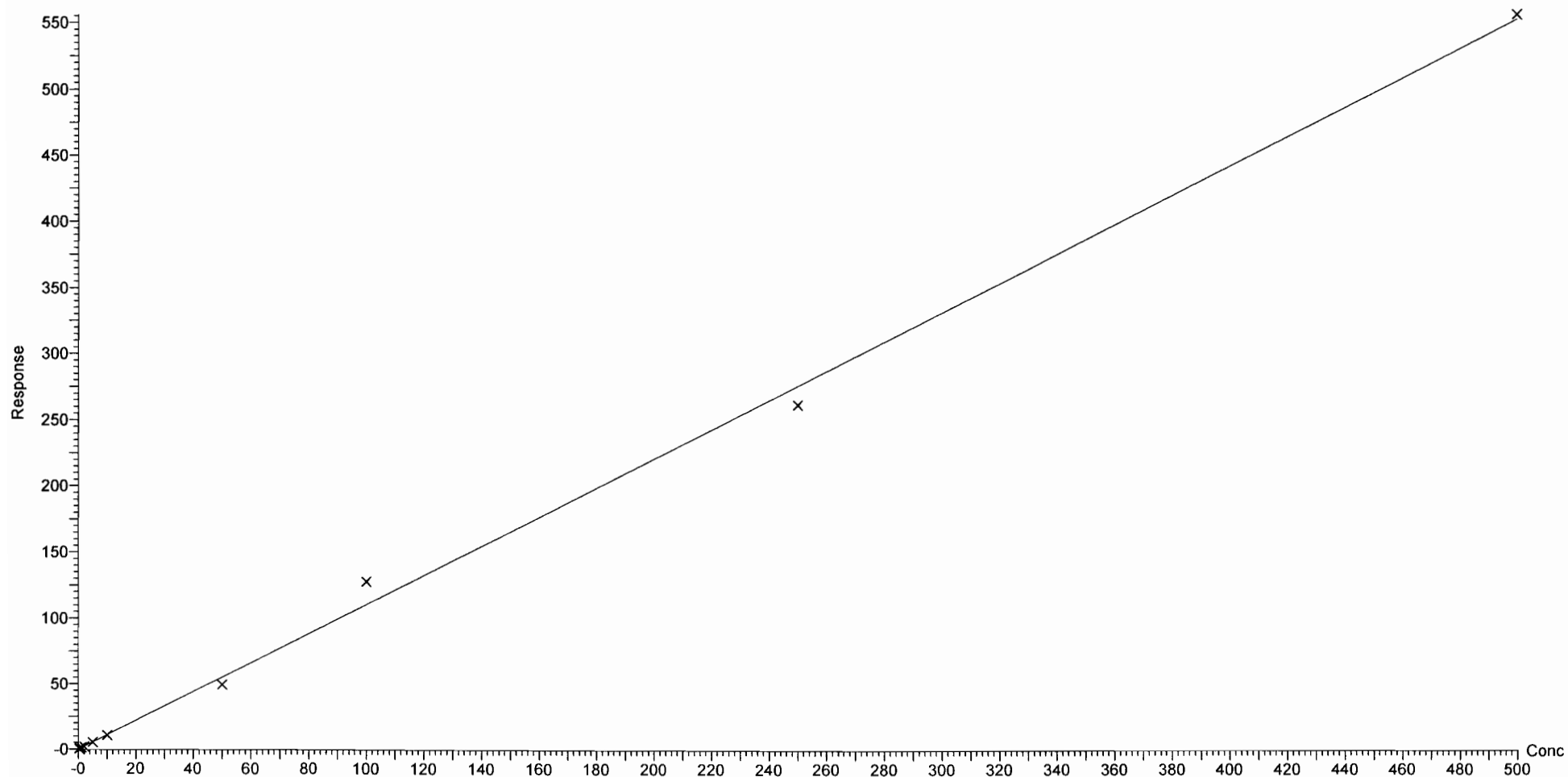
Compound name: L-PFOS

Correlation coefficient:  $r = 0.997880$ ,  $r^2 = 0.995765$

Calibration curve:  $1.10479 * x + 0.0220104$

Response type: Internal Std ( Ref 43 ), Area \* ( IS Conc. / IS Area )

Curve type: Linear, Origin: Exclude, Weighting: 1/x, Axis trans: None



Dataset: F:\Projects\PFAS.PRO\Results\180301M1\180301M1-CRV.qld

Last Altered: Saturday, March 03, 2018 05:10:16 Pacific Standard Time

Printed: Saturday, March 03, 2018 05:16:32 Pacific Standard Time

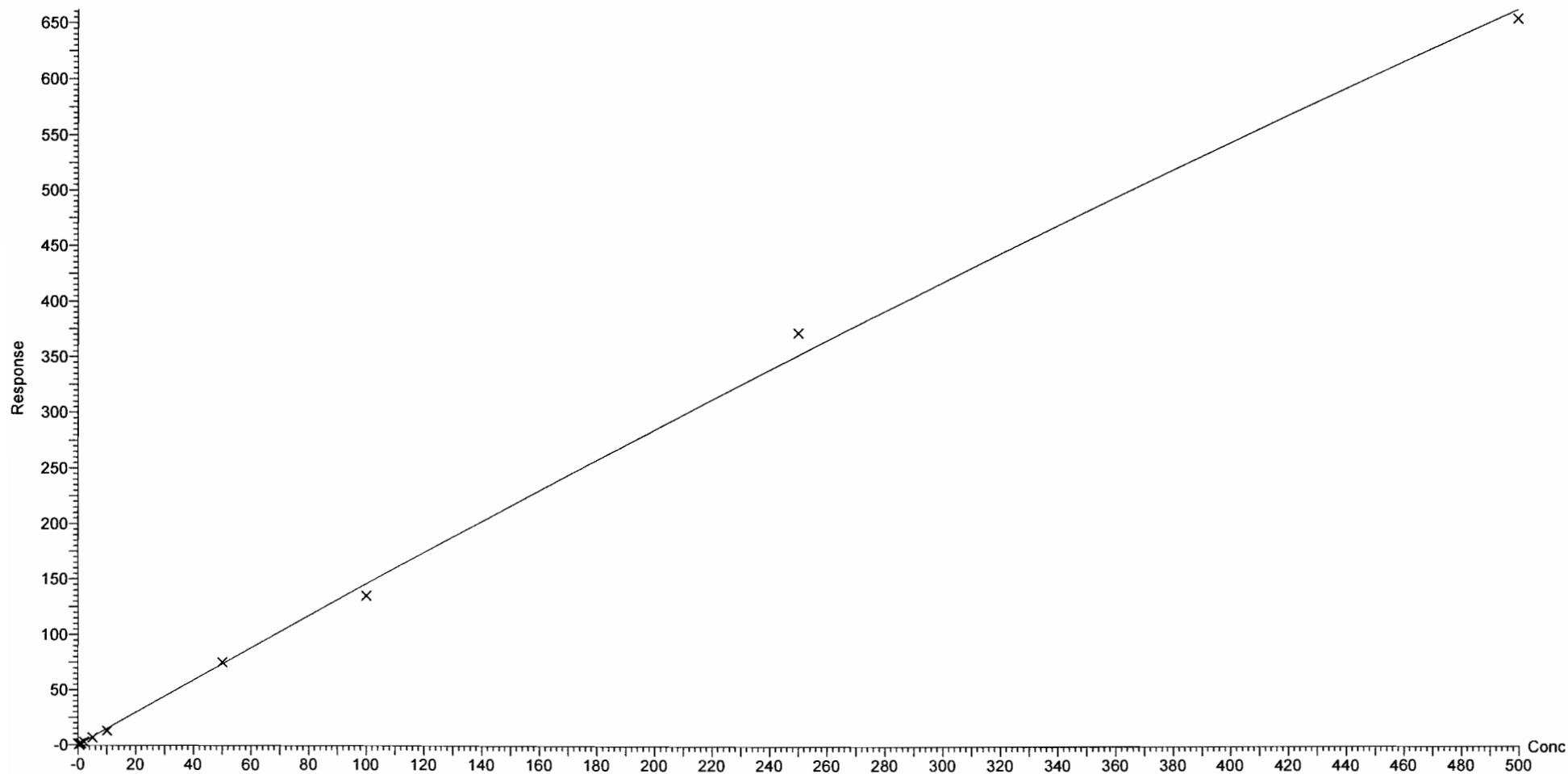
Compound name: PFDA

Coefficient of Determination:  $R^2 = 0.997944$

Calibration curve:  $-0.00034341 * x^2 + 1.4956 * x + -0.0888583$

Response type: Internal Std ( Ref 44 ), Area \* ( IS Conc. / IS Area )

Curve type: 2nd Order, Origin: Exclude, Weighting: 1/x, Axis trans: None



Dataset: F:\Projects\PFAS.PRO\Results\180301M1\180301M1-CRV.qld

Last Altered: Saturday, March 03, 2018 05:10:16 Pacific Standard Time

Printed: Saturday, March 03, 2018 05:16:32 Pacific Standard Time

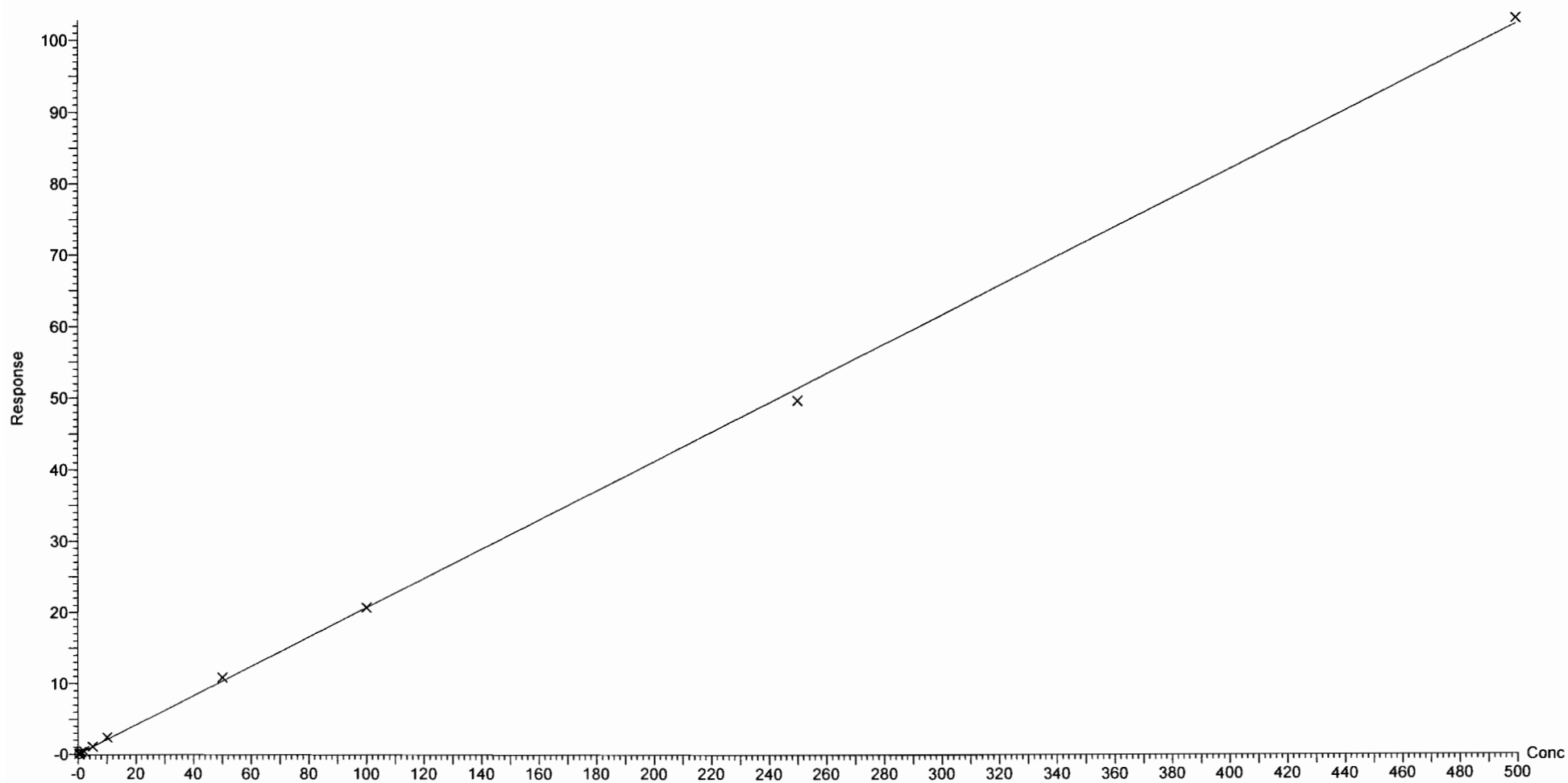
Compound name: 8:2 FTS

Coefficient of Determination:  $R^2 = 0.999048$

Calibration curve:  $-5.52562e-006 * x^2 + 0.206679 * x + 0.0472478$

Response type: Internal Std ( Ref 40 ), Area \* ( IS Conc. / IS Area )

Curve type: 2nd Order, Origin: Include, Weighting: 1/x, Axis trans: None



Dataset: F:\Projects\PFAS.PRO\Results\180301M1\180301M1-CRV.qld

Last Altered: Monday, March 05, 2018 08:17:35 Pacific Standard Time

Printed: Monday, March 05, 2018 08:19:15 Pacific Standard Time

Method: F:\Projects\PFAS.PRO\MethDB\PFAS\_FULL\_80C\_022718.mdb 28 Feb 2018 13:19:45

Calibration: F:\Projects\PFAS.PRO\CurveDB\C18\_VAL-PFAS\_Q4\_03-01-18-FULL.cdb 05 Mar 2018 08:17:35

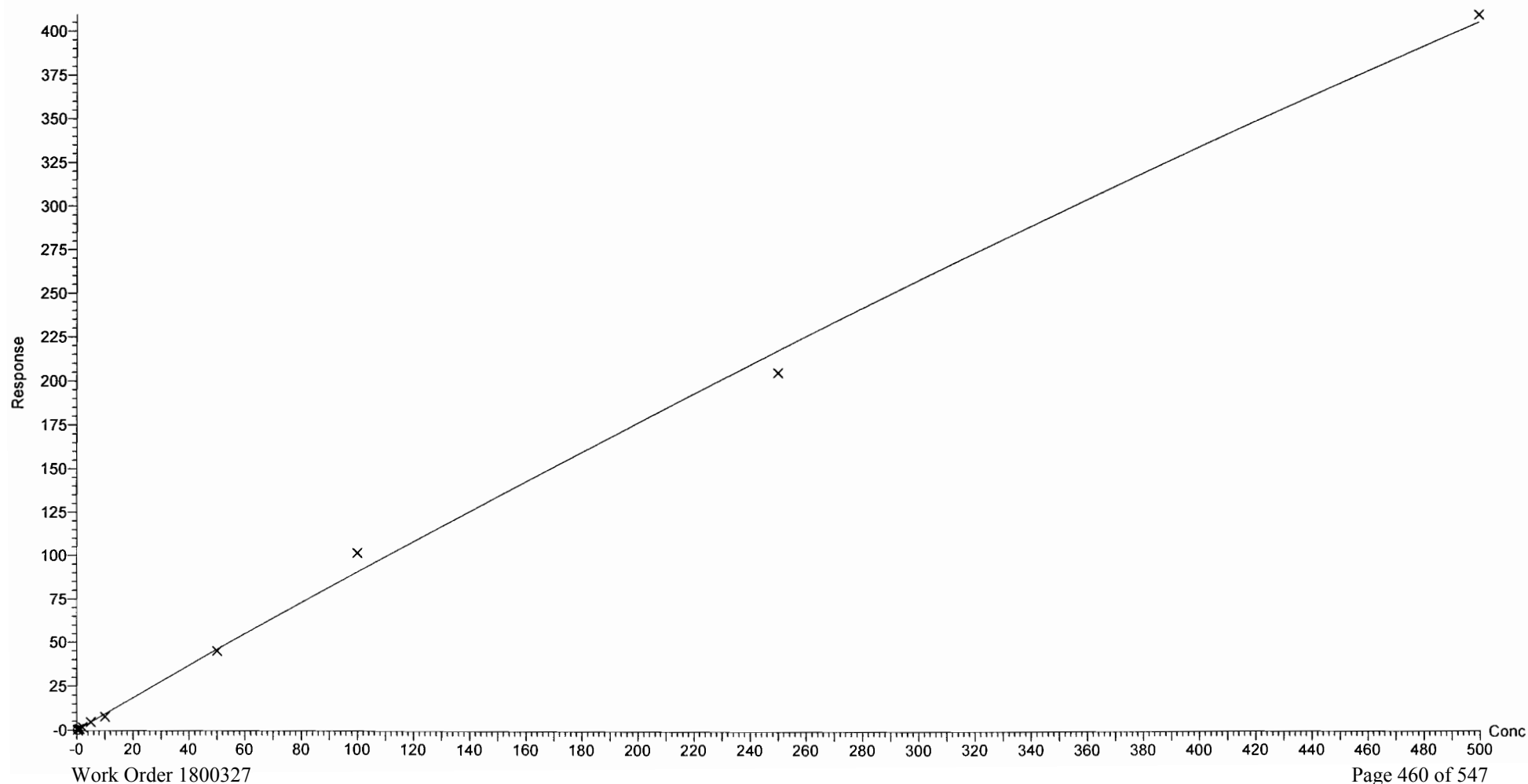
Compound name: PFNS

Coefficient of Determination:  $R^2 = 0.996592$

Calibration curve:  $-0.000247687 * x^2 + 0.933776 * x + -0.0403232$

Response type: Internal Std ( Ref 43 ), Area \* ( IS Conc. / IS Area )

Curve type: 2nd Order, Origin: Exclude, Weighting: 1/x, Axis trans: None



Dataset: F:\Projects\PFAS.PRO\Results\180301M1\180301M1-CRV.qld

Last Altered: Saturday, March 03, 2018 05:10:16 Pacific Standard Time

Printed: Saturday, March 03, 2018 05:16:32 Pacific Standard Time

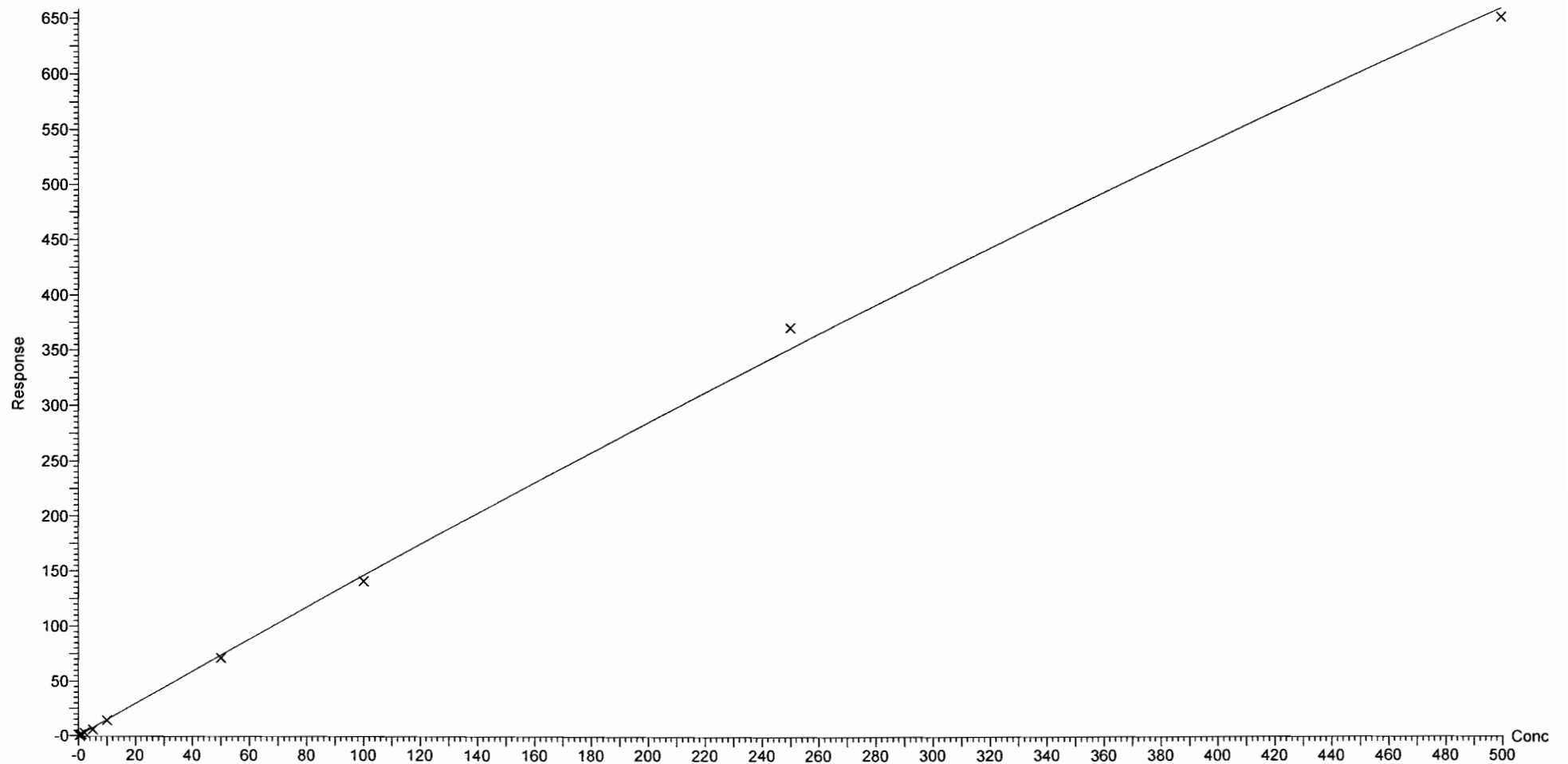
Compound name: N-MeFOSAA

Coefficient of Determination:  $R^2 = 0.998328$

Calibration curve:  $-0.000367023 * x^2 + 1.50008 * x + -0.201302$

Response type: Internal Std ( Ref 45 ), Area \* ( IS Conc. / IS Area )

Curve type: 2nd Order, Origin: Include, Weighting: 1/x, Axis trans: None



Dataset: F:\Projects\PFAS.PRO\Results\180301M1\180301M1-CRV.qld

Last Altered: Saturday, March 03, 2018 05:10:16 Pacific Standard Time

Printed: Saturday, March 03, 2018 05:16:32 Pacific Standard Time

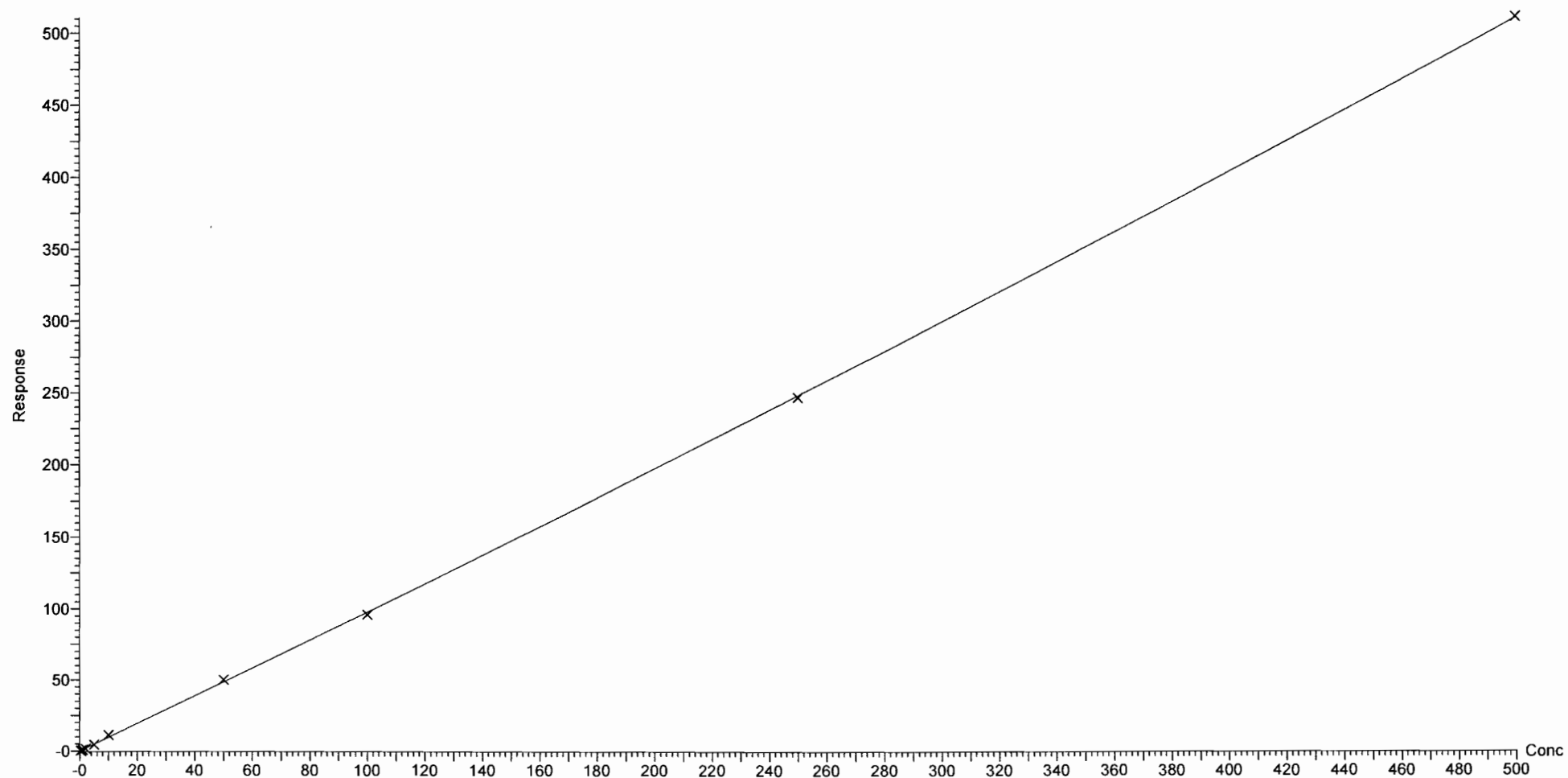
Compound name: N-EtFOSAA

Coefficient of Determination:  $R^2 = 0.999538$

Calibration curve:  $0.000106014 * x^2 + 0.966433 * x + 0.00598936$

Response type: Internal Std ( Ref 46 ), Area \* ( IS Conc. / IS Area )

Curve type: 2nd Order, Origin: Include, Weighting: 1/x, Axis trans: None





Dataset: F:\Projects\PFAS.PRO\Results\180301M1\180301M1-CRV.qld

Last Altered: Saturday, March 03, 2018 05:10:16 Pacific Standard Time

Printed: Saturday, March 03, 2018 05:16:32 Pacific Standard Time

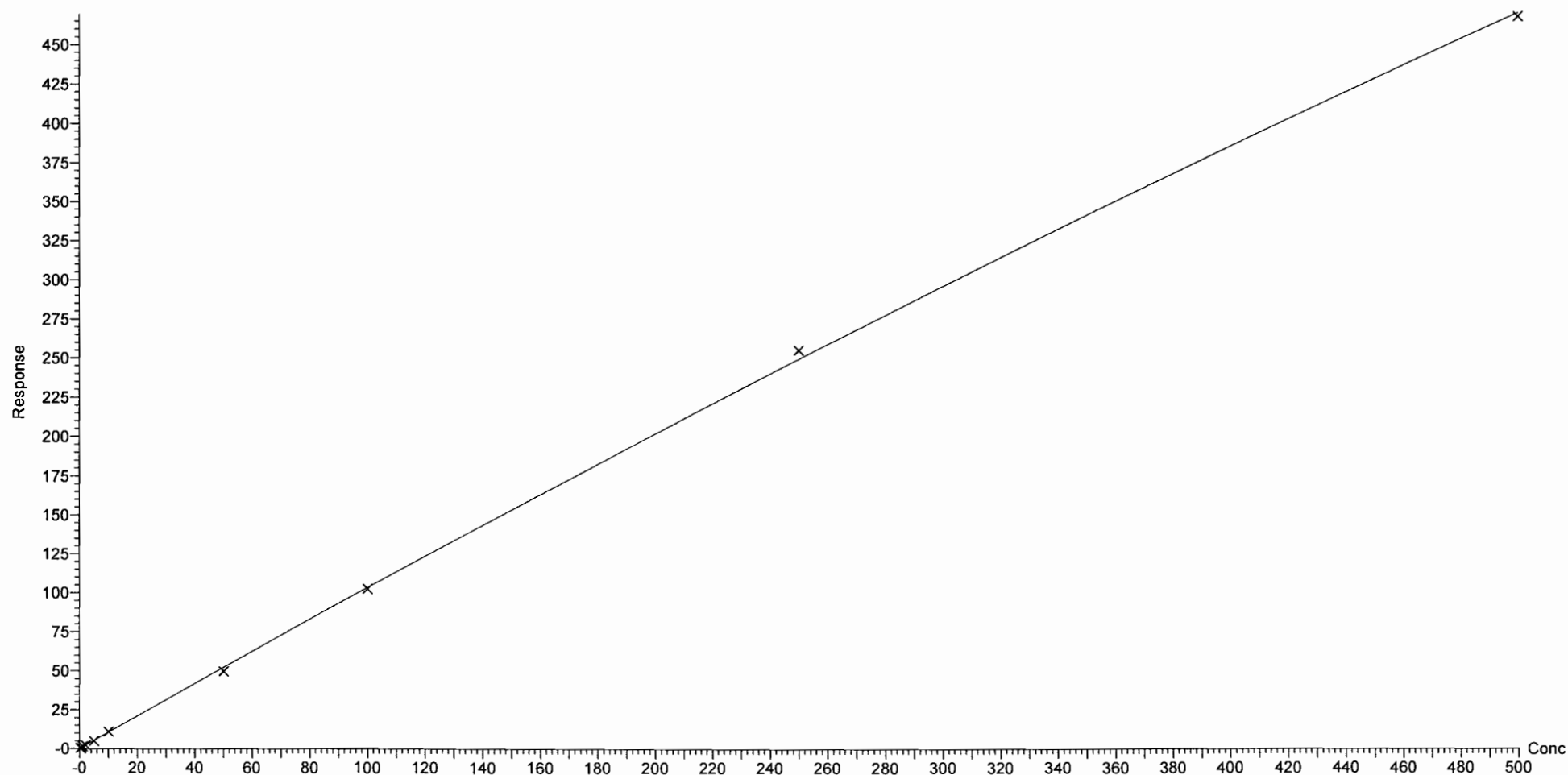
Compound name: PFUdA

Coefficient of Determination:  $R^2 = 0.999538$

Calibration curve:  $-0.000236603 * x^2 + 1.05753 * x + -0.0119524$

Response type: Internal Std ( Ref 47 ), Area \* ( IS Conc. / IS Area )

Curve type: 2nd Order, Origin: Exclude, Weighting: 1/x, Axis trans: None



Dataset: F:\Projects\PFAS.PRO\Results\180301M1\180301M1-CRV.qld

Last Altered: Saturday, March 03, 2018 05:10:16 Pacific Standard Time

Printed: Saturday, March 03, 2018 05:16:32 Pacific Standard Time

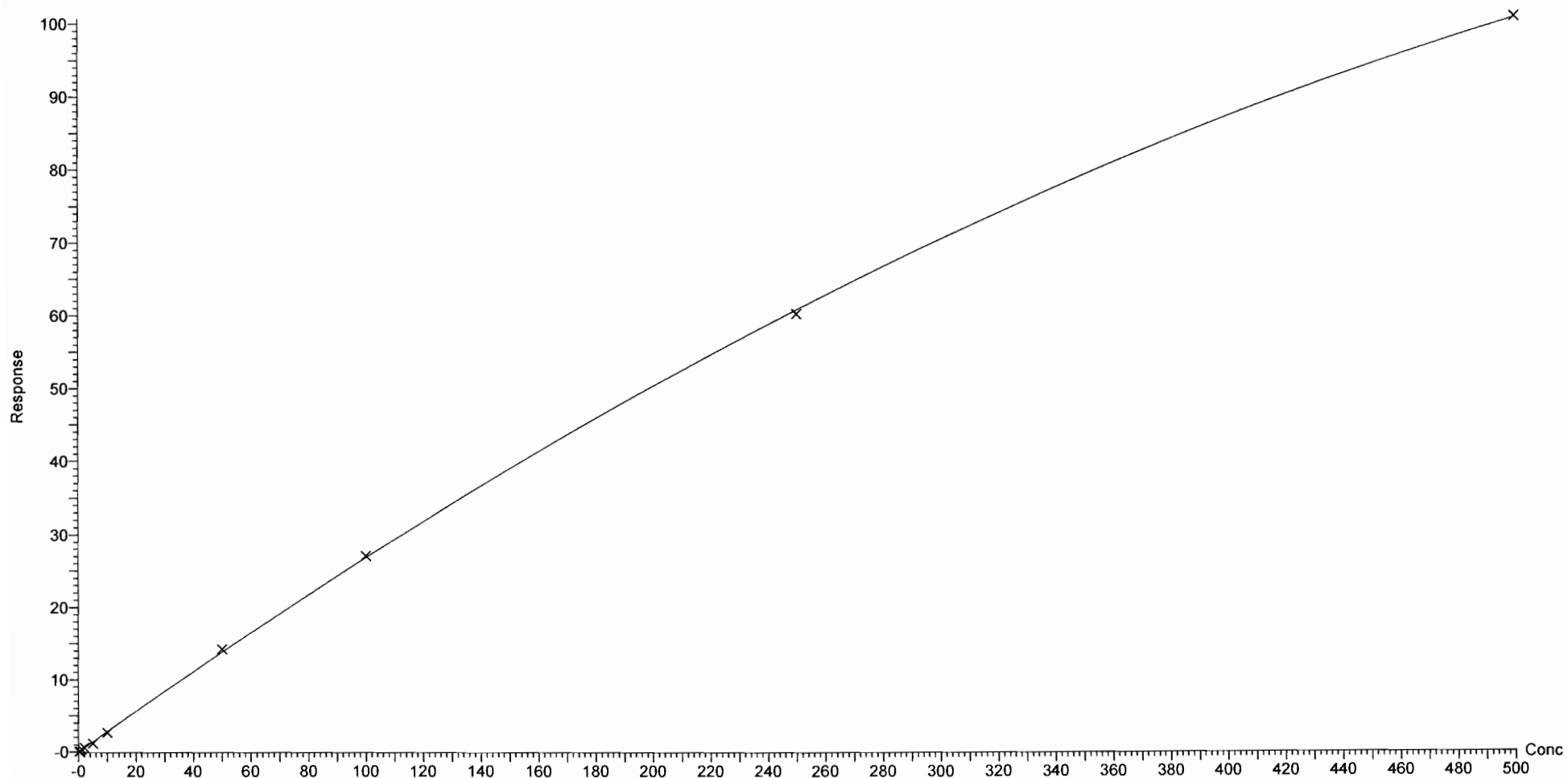
Compound name: PFDS

Coefficient of Determination:  $R^2 = 0.999378$

Calibration curve:  $-0.000168442 * x^2 + 0.285232 * x - 0.0186889$

Response type: Internal Std ( Ref 47 ), Area \* ( IS Conc. / IS Area )

Curve type: 2nd Order, Origin: Exclude, Weighting: 1/x, Axis trans: None



Dataset: F:\Projects\PFAS.PRO\Results\180301M1\180301M1-CRV.qld

Last Altered: Saturday, March 03, 2018 05:10:16 Pacific Standard Time

Printed: Saturday, March 03, 2018 05:16:32 Pacific Standard Time

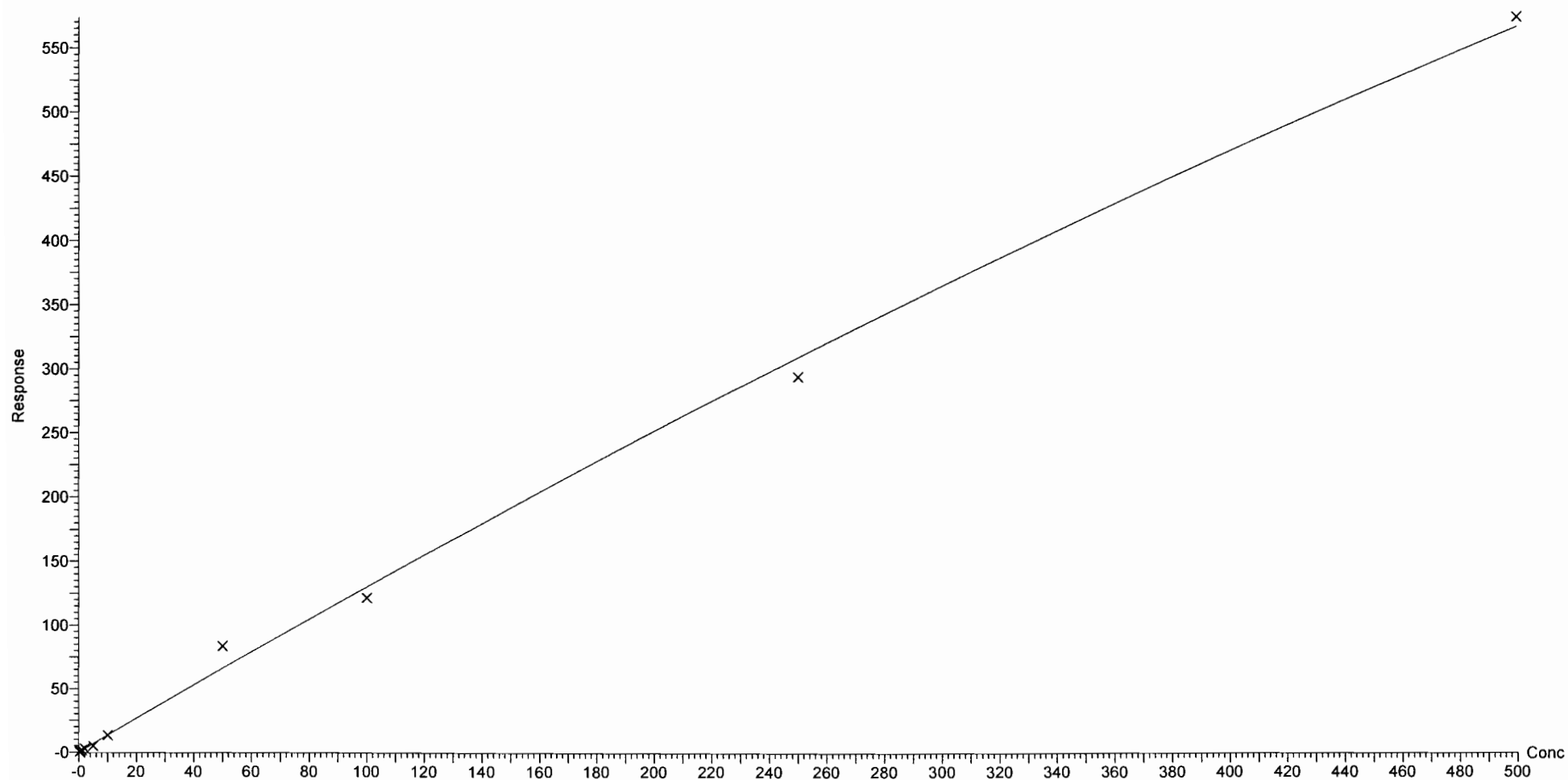
Compound name: PFDoA

Coefficient of Determination:  $R^2 = 0.993413$

Calibration curve:  $-0.000423255 * x^2 + 1.34335 * x + -0.0396021$

Response type: Internal Std ( Ref 48 ), Area \* ( IS Conc. / IS Area )

Curve type: 2nd Order, Origin: Exclude, Weighting: 1/x, Axis trans: None

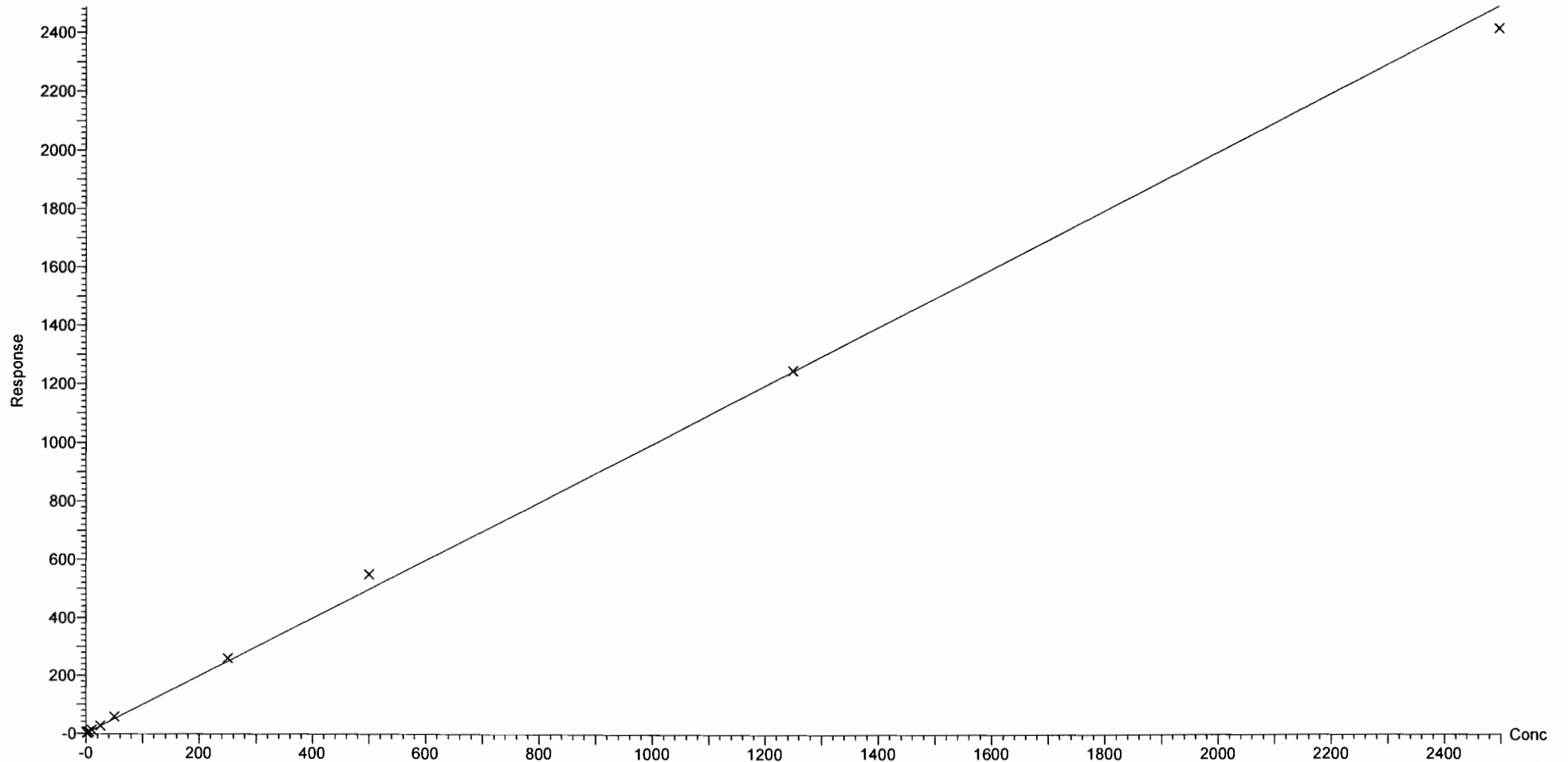


Dataset: F:\Projects\PFAS.PRO\Results\180301M1\180301M1-CRV.qld

Last Altered: Saturday, March 03, 2018 05:10:16 Pacific Standard Time

Printed: Saturday, March 03, 2018 05:16:32 Pacific Standard Time

Compound name: N-MeFOSA  
Correlation coefficient:  $r = 0.998917$ ,  $r^2 = 0.997835$   
Calibration curve:  $0.994576 * x + 0.438959$   
Response type: Internal Std ( Ref 49 ), Area \* ( IS Conc. / IS Area )  
Curve type: Linear, Origin: Include, Weighting: 1/x, Axis trans: None



Dataset: F:\Projects\PFAS.PRO\Results\180301M1\180301M1-CRV.qld

Last Altered: Saturday, March 03, 2018 05:10:16 Pacific Standard Time

Printed: Saturday, March 03, 2018 05:16:32 Pacific Standard Time

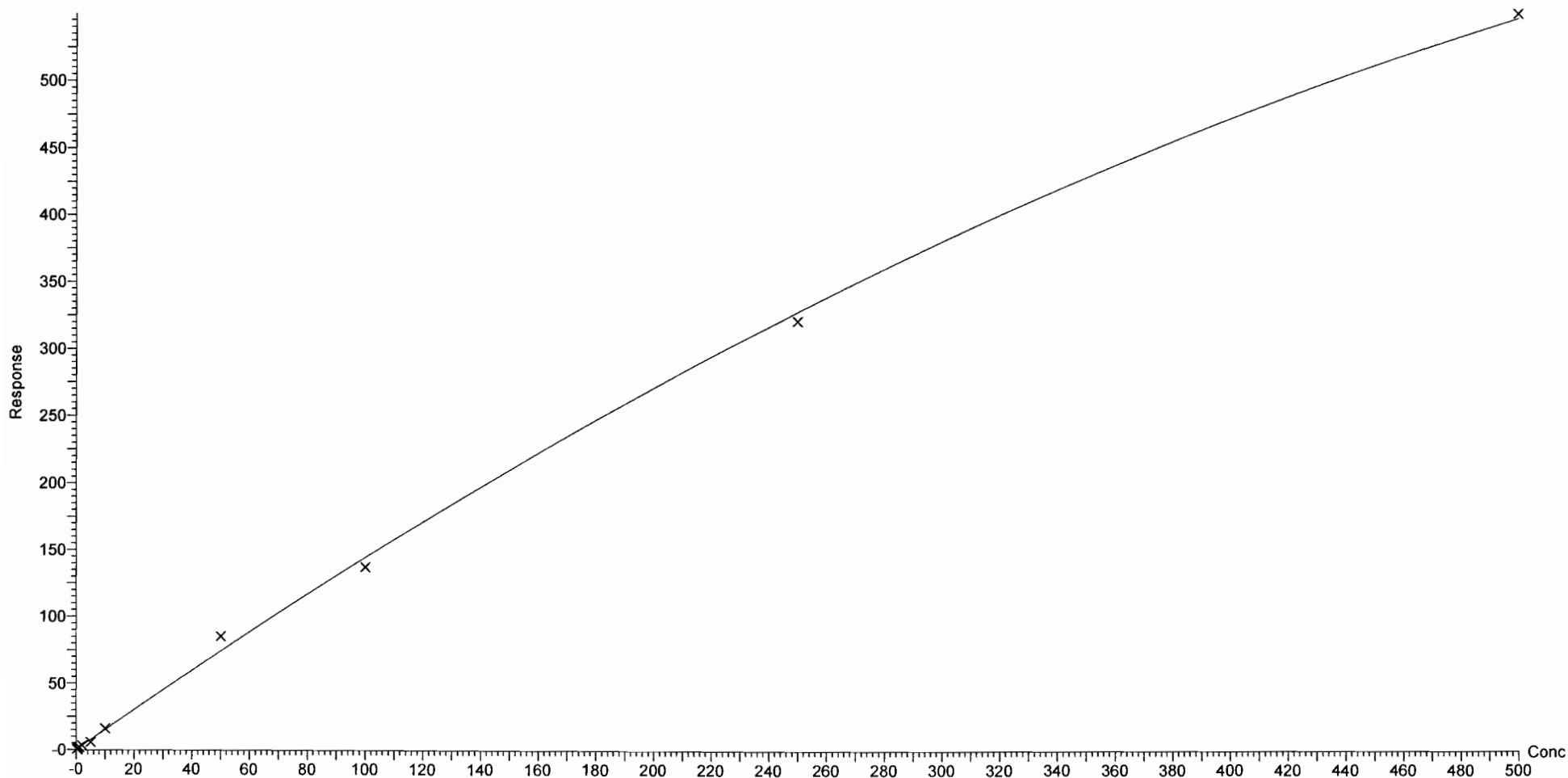
Compound name: PFT<sub>r</sub>DA

Coefficient of Determination:  $R^2 = 0.997006$

Calibration curve:  $-0.000880373 * x^2 + 1.53263 * x + -0.0775313$

Response type: Internal Std ( Ref 48 ), Area \* ( IS Conc. / IS Area )

Curve type: 2nd Order, Origin: Exclude, Weighting: 1/x, Axis trans: None



Dataset: F:\Projects\PFAS.PRO\Results\180301M1\180301M1-CRV.qld

Last Altered: Saturday, March 03, 2018 05:10:16 Pacific Standard Time

Printed: Saturday, March 03, 2018 05:16:32 Pacific Standard Time

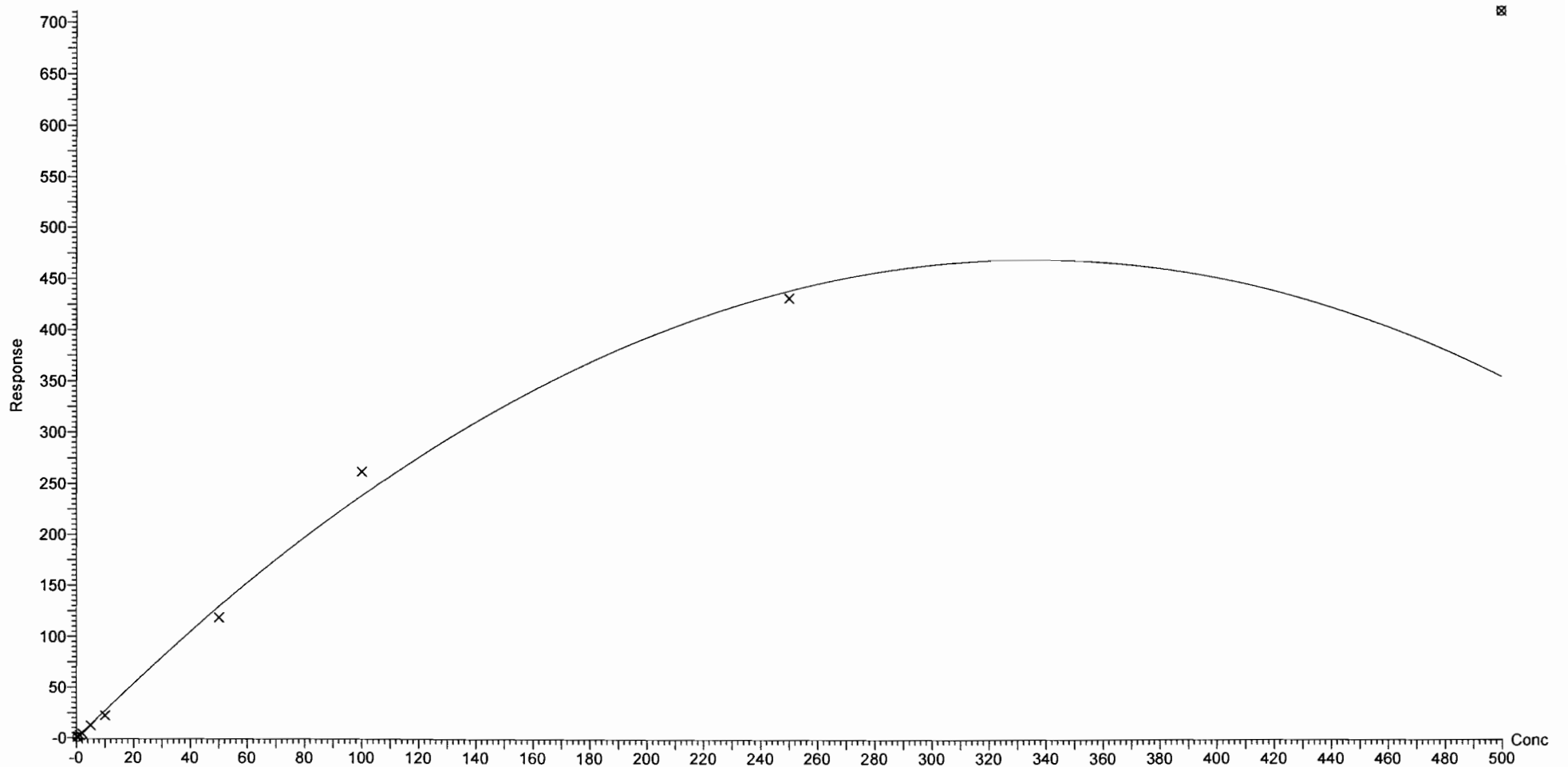
Compound name: PFTeDA

Coefficient of Determination:  $R^2 = 0.993273$

Calibration curve:  $-0.00419288 * x^2 + 2.8068 * x + -0.471093$

Response type: Internal Std ( Ref 50 ), Area \* ( IS Conc. / IS Area )

Curve type: 2nd Order, Origin: Exclude, Weighting: 1/x, Axis trans: None



Dataset: F:\Projects\PFAS.PRO\Results\180301M1\180301M1-CRV.qld

Last Altered: Saturday, March 03, 2018 05:10:16 Pacific Standard Time

Printed: Saturday, March 03, 2018 05:16:32 Pacific Standard Time

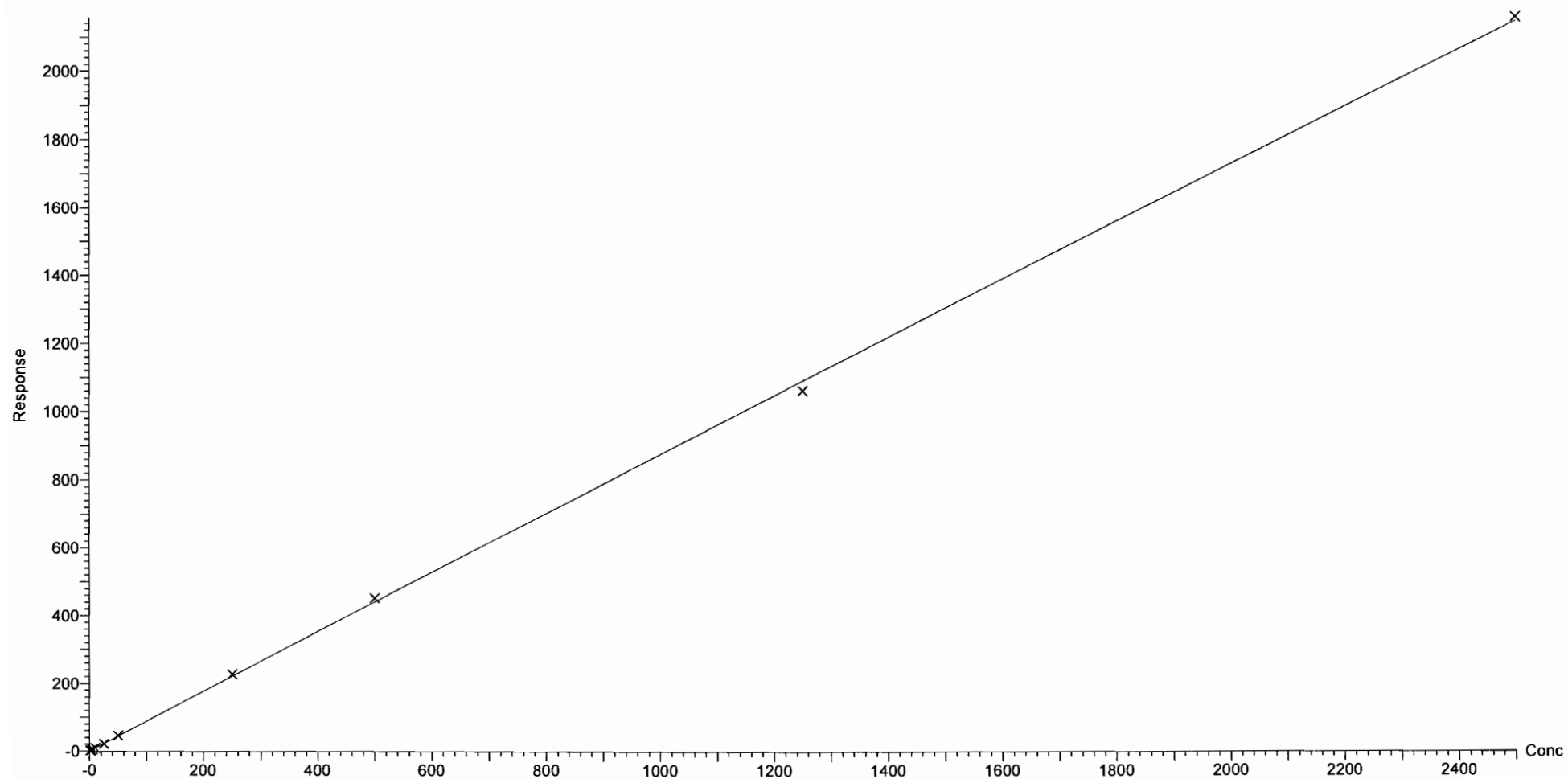
Compound name: N-EtFOSA

Coefficient of Determination:  $R^2 = 0.999634$

Calibration curve:  $-1.21629e-005 * x^2 + 0.887616 * x + 0.203022$

Response type: Internal Std ( Ref 51 ), Area \* ( IS Conc. / IS Area )

Curve type: 2nd Order, Origin: Exclude, Weighting: 1/x, Axis trans: None



Dataset: F:\Projects\PFAS.PRO\Results\180301M1\180301M1-CRV.qld

Last Altered: Saturday, March 03, 2018 05:10:16 Pacific Standard Time

Printed: Saturday, March 03, 2018 05:16:32 Pacific Standard Time

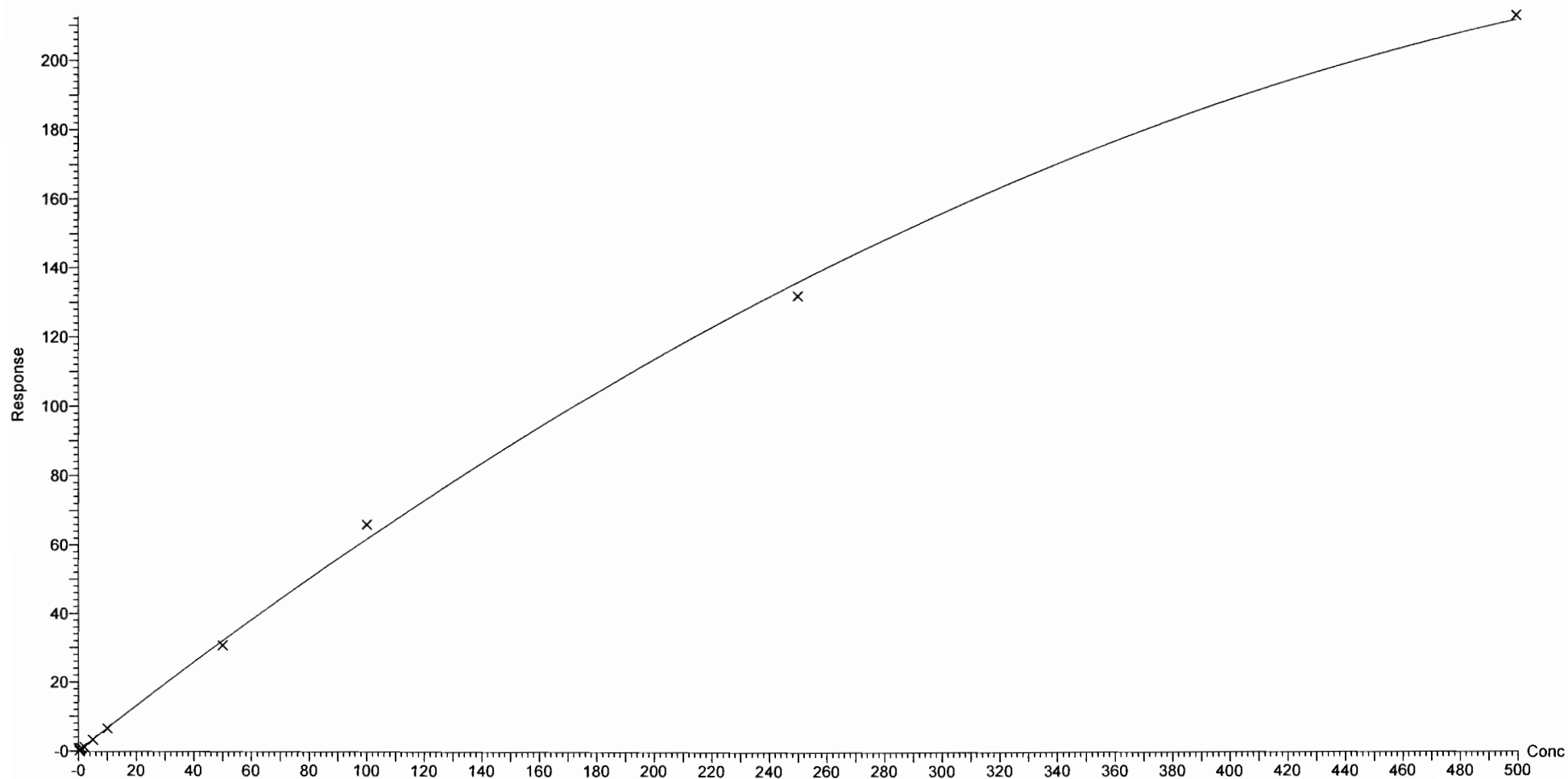
Compound name: PFHxDA

Coefficient of Determination:  $R^2 = 0.998566$

Calibration curve:  $-0.000485193 * x^2 + 0.665208 * x + 0.0130071$

Response type: Internal Std ( Ref 52 ), Area \* ( IS Conc. / IS Area )

Curve type: 2nd Order, Origin: Exclude, Weighting: 1/x, Axis trans: None





Dataset: F:\Projects\PFAS.PRO\Results\180301M1\180301M1-CRV.qld

Last Altered: Saturday, March 03, 2018 05:10:16 Pacific Standard Time

Printed: Saturday, March 03, 2018 05:16:32 Pacific Standard Time

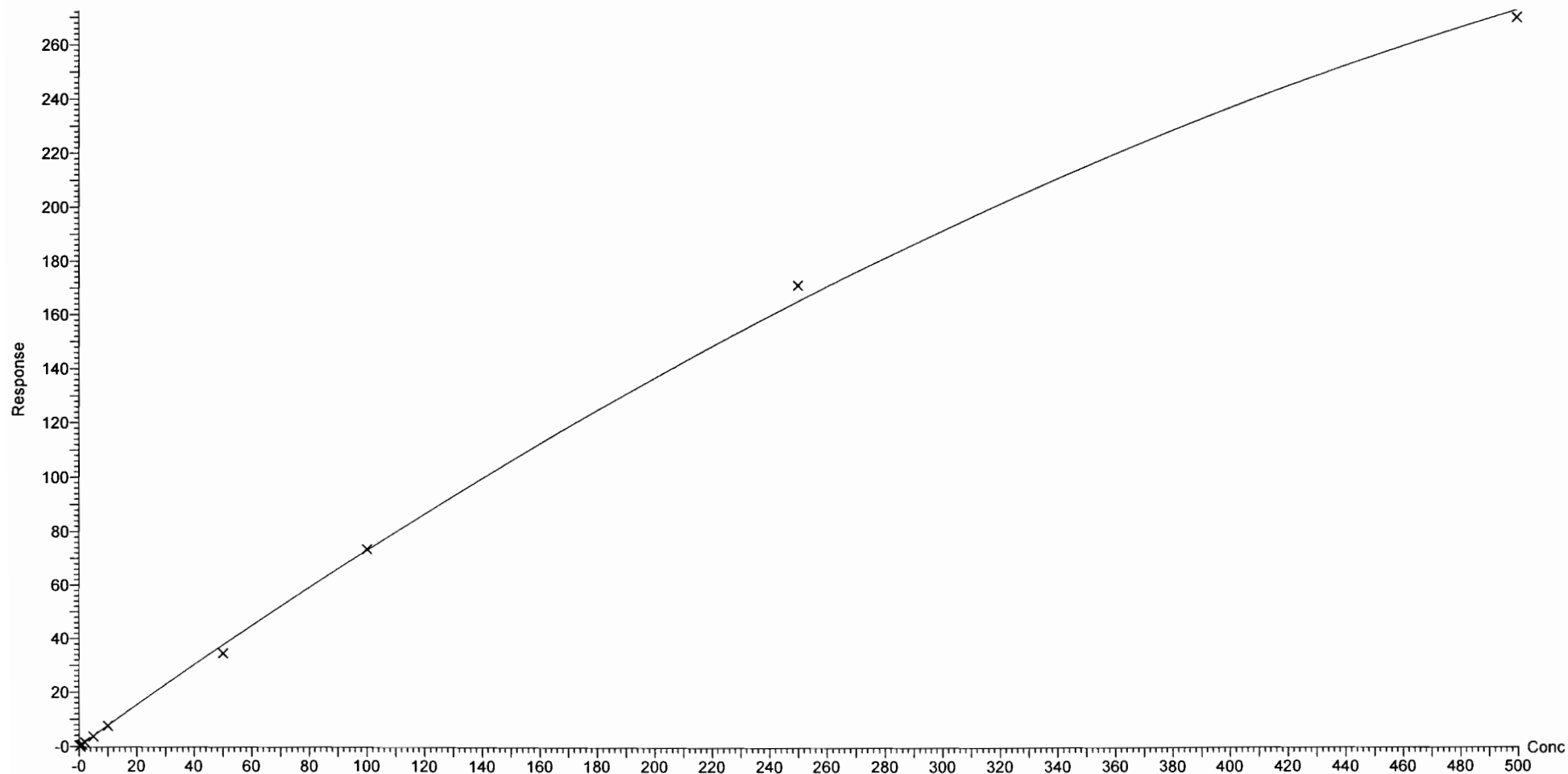
Compound name: PFODA

Coefficient of Determination:  $R^2 = 0.998904$

Calibration curve:  $-0.0004654 * x^2 + 0.777509 * x - 0.020895$

Response type: Internal Std ( Ref 52 ), Area \* ( IS Conc. / IS Area )

Curve type: 2nd Order, Origin: Include, Weighting: 1/x, Axis trans: None



Dataset: F:\Projects\PFAS.PRO\Results\180301M1\180301M1-CRV.qld

Last Altered: Saturday, March 03, 2018 05:10:16 Pacific Standard Time

Printed: Saturday, March 03, 2018 05:16:32 Pacific Standard Time

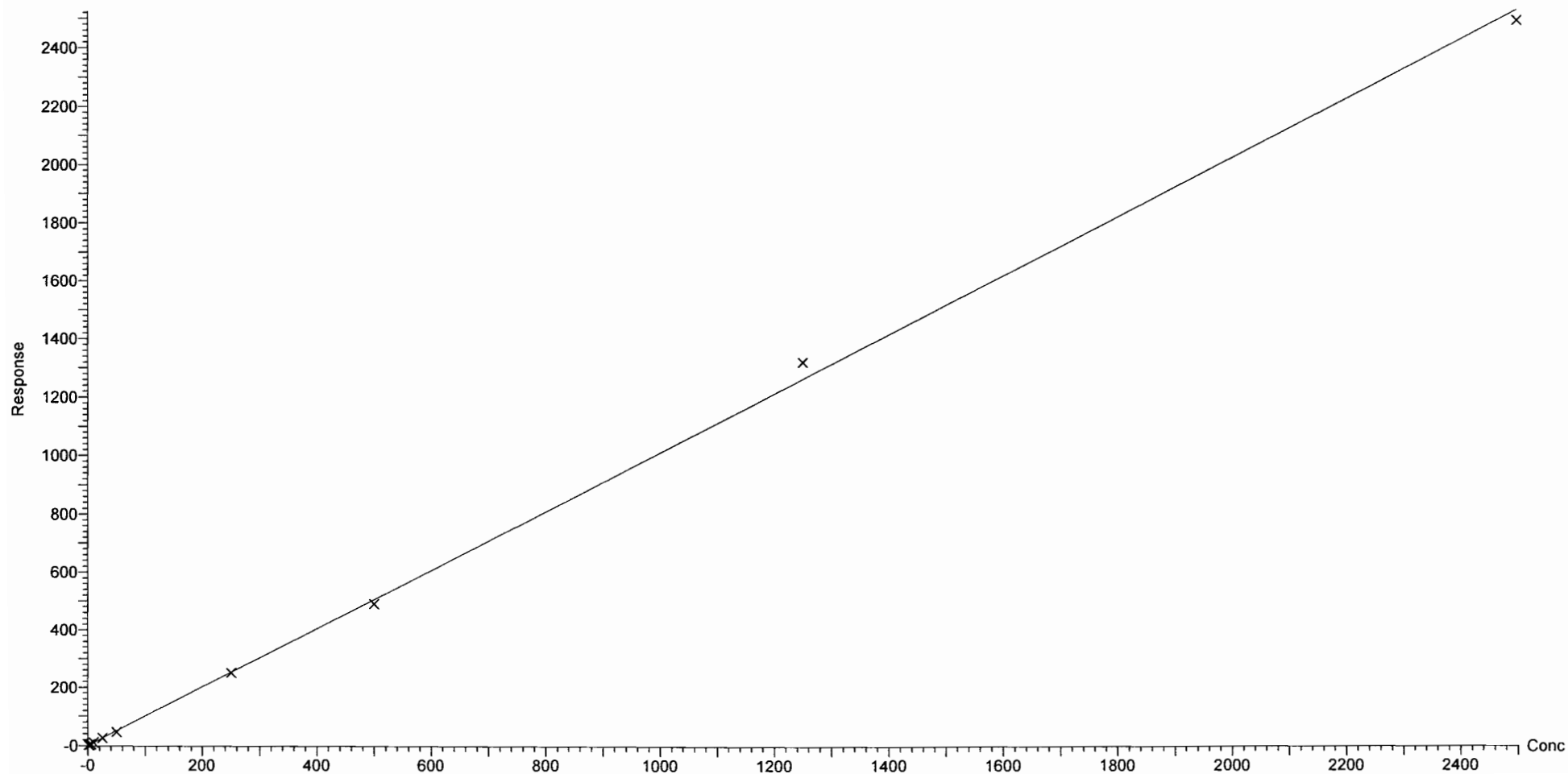
Compound name: N-MeFOSE

Correlation coefficient:  $r = 0.999522$ ,  $r^2 = 0.999045$

Calibration curve:  $1.0094 * x + 0.120335$

Response type: Internal Std ( Ref 53 ), Area \* ( IS Conc. / IS Area )

Curve type: Linear, Origin: Exclude, Weighting: 1/x, Axis trans: None



Dataset: F:\Projects\PFAS.PRO\Results\180301M1\180301M1-CRV.qld

Last Altered: Saturday, March 03, 2018 05:10:16 Pacific Standard Time

Printed: Saturday, March 03, 2018 05:16:32 Pacific Standard Time

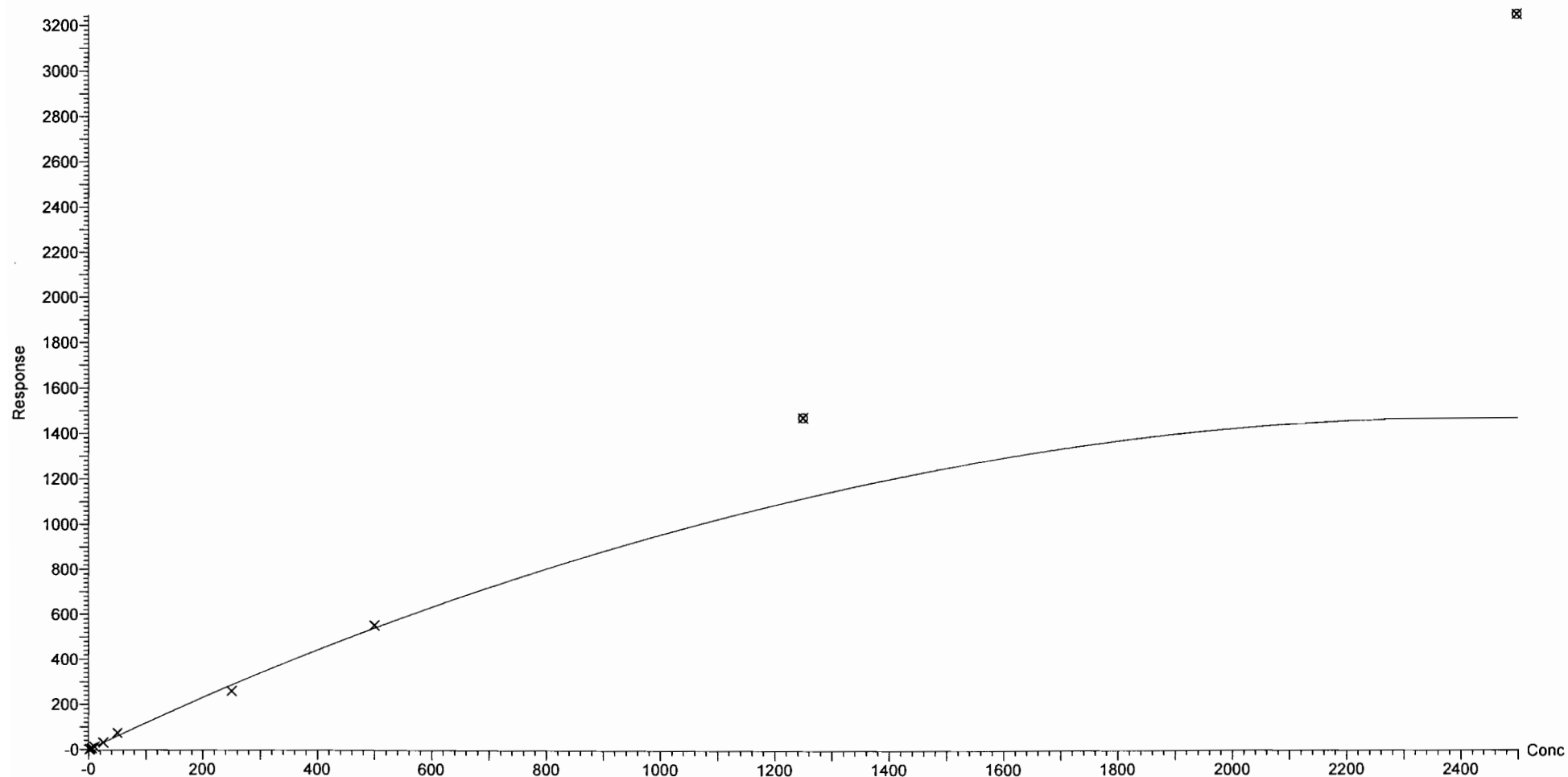
Compound name: N-EtFOSE

Coefficient of Determination:  $R^2 = 0.993042$

Calibration curve:  $-0.000246473 * x^2 + 1.20272 * x + 0.124292$

Response type: Internal Std ( Ref 54 ), Area \* ( IS Conc. / IS Area )

Curve type: 2nd Order, Origin: Exclude, Weighting: 1/x, Axis trans: None



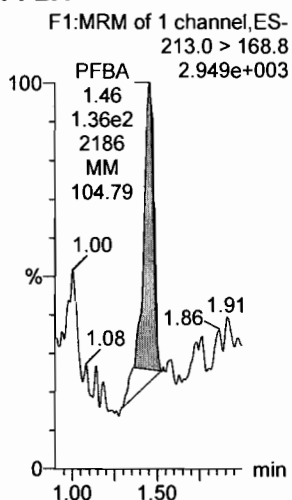
Dataset: F:\Projects\PFAS.PRO\Results\180301M1\180301M1-CRV.qld

Last Altered: Saturday, March 03, 2018 04:52:09 Pacific Standard Time  
Printed: Saturday, March 03, 2018 04:52:49 Pacific Standard Time

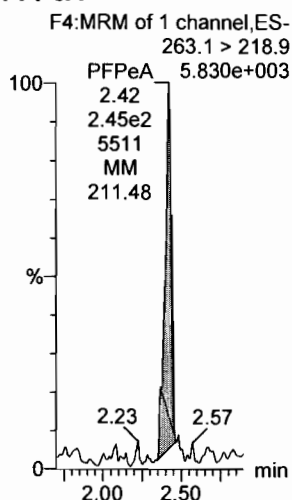
Method: F:\Projects\PFAS.PRO\MethDB\PFAS\_FULL\_80C\_022718.mdb 28 Feb 2018 13:19:45  
Calibration: 03 Mar 2018 04:52:09

Name: 180301M1\_2, Date: 02-Mar-2018, Time: 00:51:52, ID: ST180301M1-1 PFC CS-2 18B2312, Description: PFC CS-2 18B2312

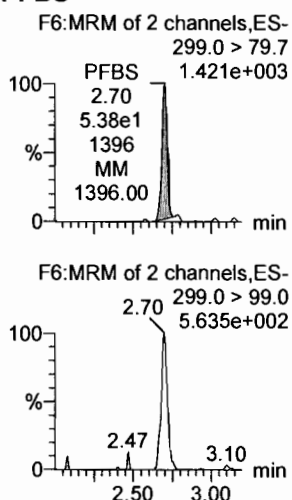
**PFBA**



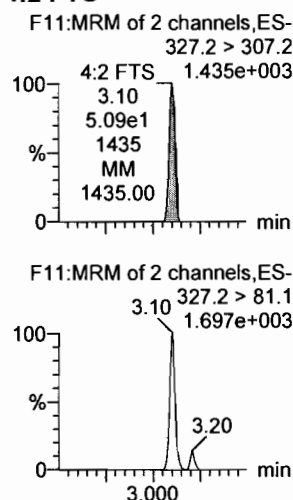
**PFPeA**



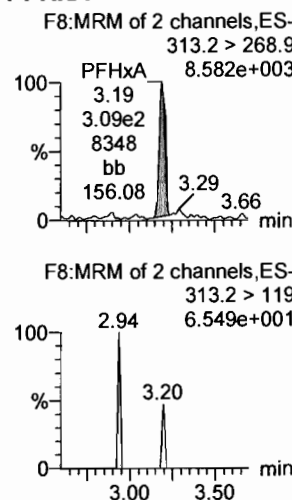
**PFBS**



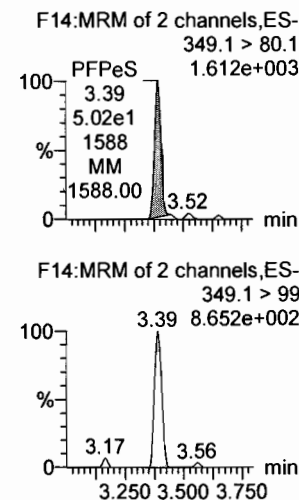
**4:2 FTS**



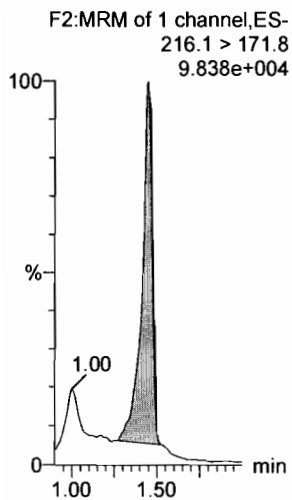
**PFHxA**



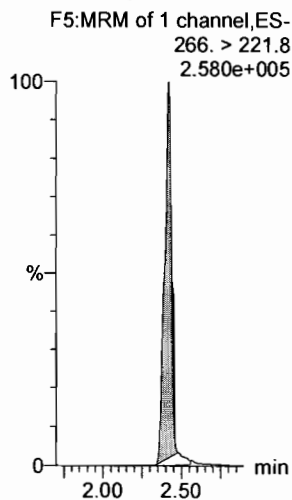
**PFPeS**



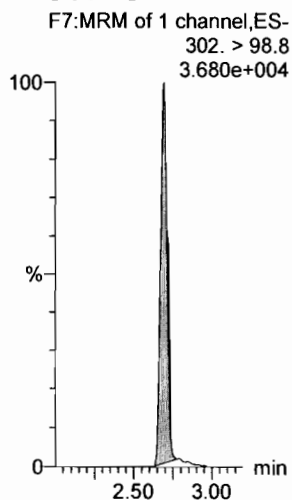
**13C3-PFBA**



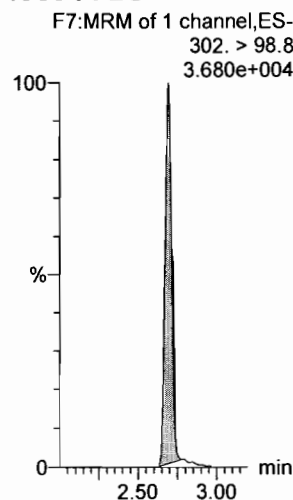
**13C3-PFPeA**



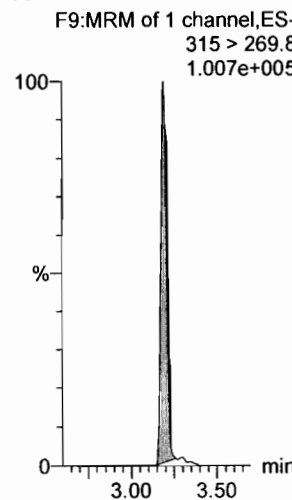
**13C3-PFBS**



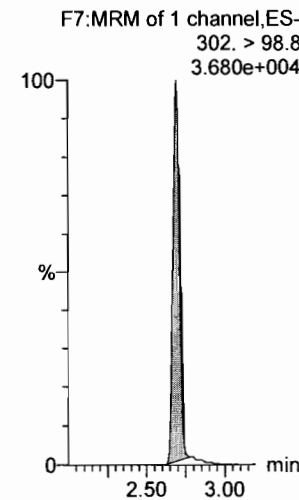
**13C3-PFBS**



**13C2-PFHxA**



**13C3-PFBS**



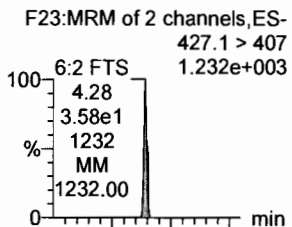
Dataset: F:\Projects\PFAS.PRO\Results\180301M1\180301M1-CRV.qld

Last Altered: Saturday, March 03, 2018 04:52:09 Pacific Standard Time

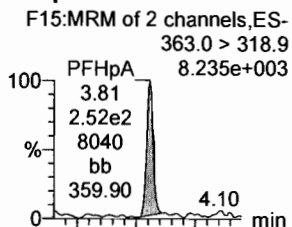
Printed: Saturday, March 03, 2018 04:52:49 Pacific Standard Time

Name: 180301M1\_2, Date: 02-Mar-2018, Time: 00:51:52, ID: ST180301M1-1 PFC CS-2 18B2312, Description: PFC CS-2 18B2312


6:2 FTS



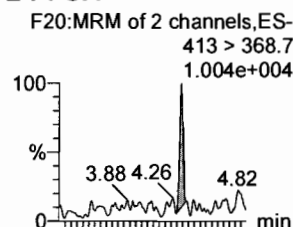
PFHpa



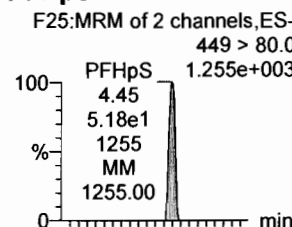
L-PFHxS



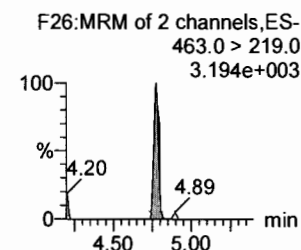
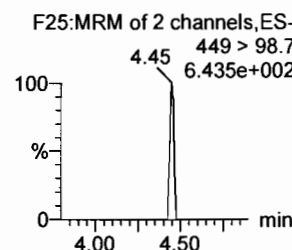
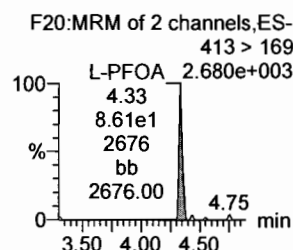
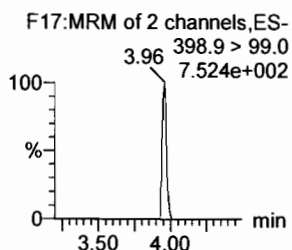
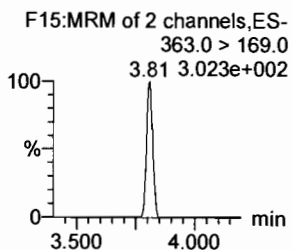
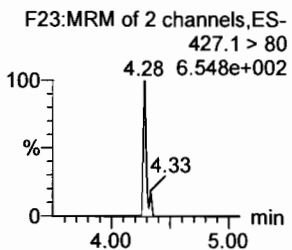
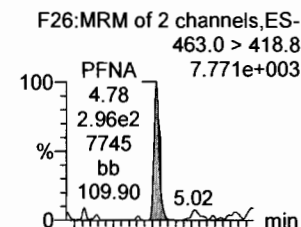
L-PFOA



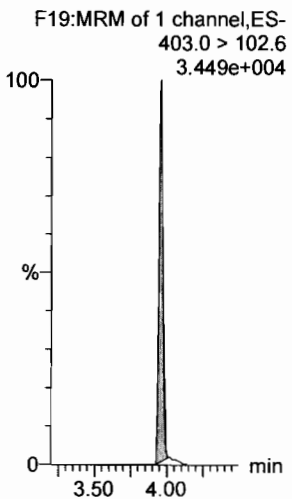
PFHpS



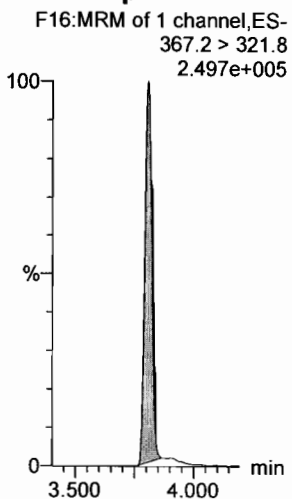
PFNA



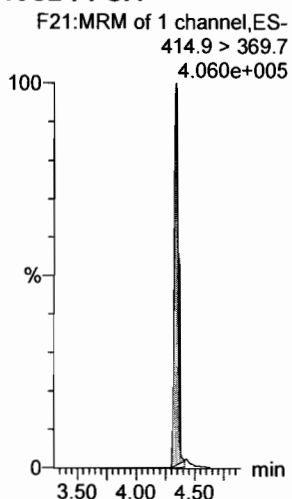
18O2-PFHxS



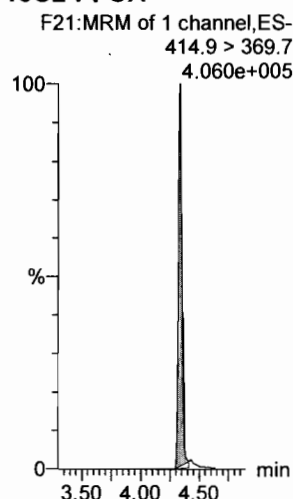
13C4-PFHpa



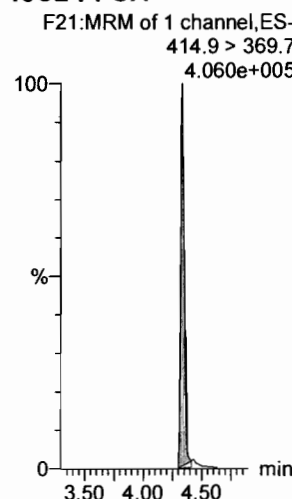
13C2-PFOA



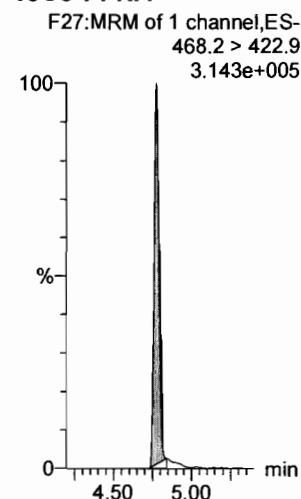
13C2-PFOA



13C2-PFOA



13C5-PFNA



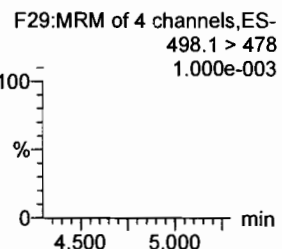
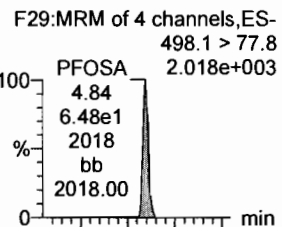
Dataset: F:\Projects\PFAS.PRO\Results\180301M1\180301M1-CRV.qld

Last Altered: Saturday, March 03, 2018 04:52:09 Pacific Standard Time

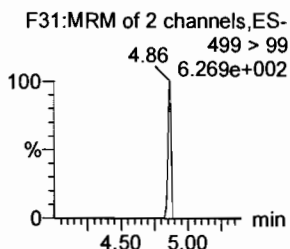
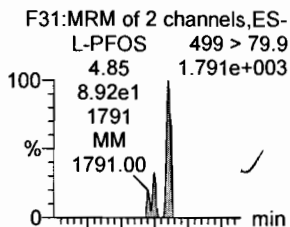
Printed: Saturday, March 03, 2018 04:52:49 Pacific Standard Time

Name: 180301M1\_2, Date: 02-Mar-2018, Time: 00:51:52, ID: ST180301M1-1 PFC CS-2 18B2312, Description: PFC CS-2 18B2312

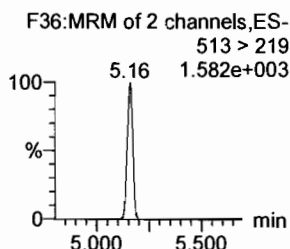
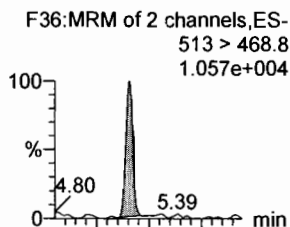
**PFOSA**



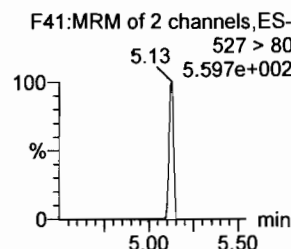
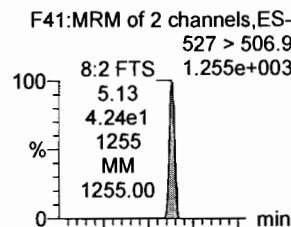
**L-PFOS**



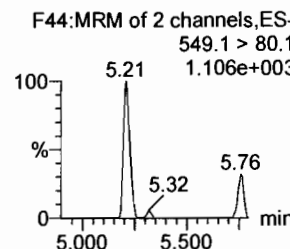
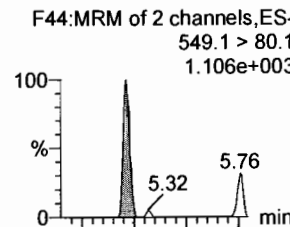
**PFDA**



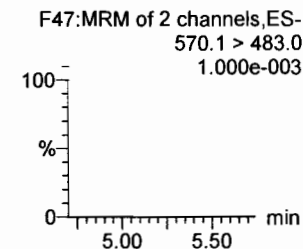
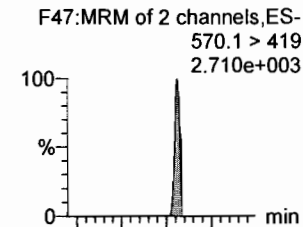
**8:2 FTS**



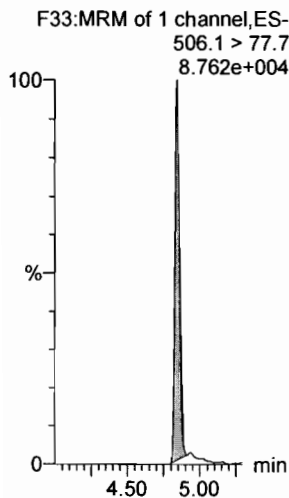
**PFNS**



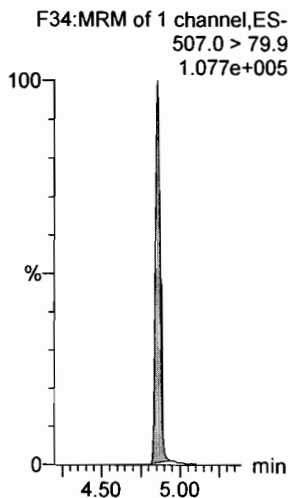
**N-MeFOSAA**



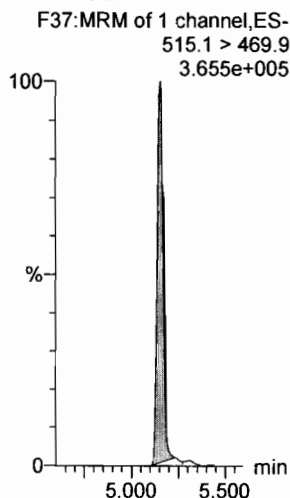
**13C8-PFOSA**



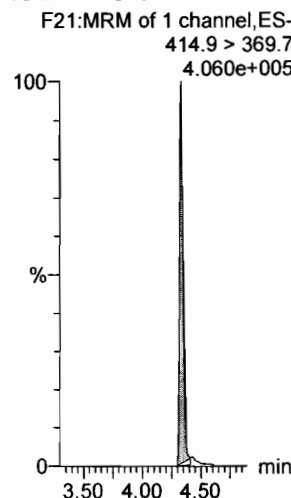
**13C8-PFOS**



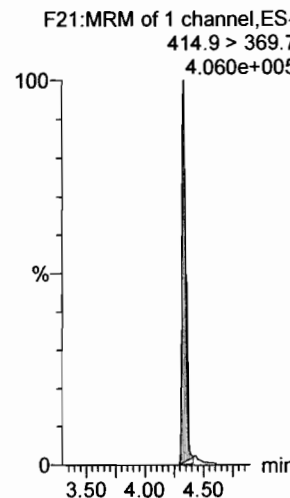
**13C2-PFDA**



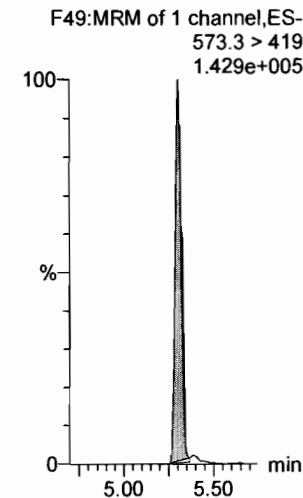
**13C2-PFOA**



**13C2-PFOA**



**d3-N-MeFOSAA**



Dataset: F:\Projects\PFAS.PRO\Results\180301M1\180301M1-CRV.qld

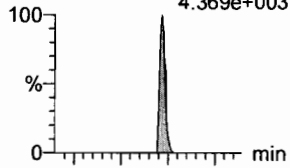
Last Altered: Saturday, March 03, 2018 04:52:09 Pacific Standard Time

Printed: Saturday, March 03, 2018 04:52:49 Pacific Standard Time

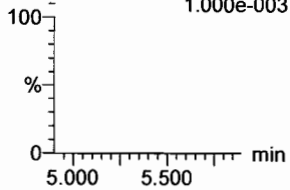
Name: 180301M1\_2, Date: 02-Mar-2018, Time: 00:51:52, ID: ST180301M1-1 PFC CS-2 18B2312, Description: PFC CS-2 18B2312

**N-EtFOSAA**

F50:MRM of 2 channels,ES-  
584.2 > 419  
4.369e+003

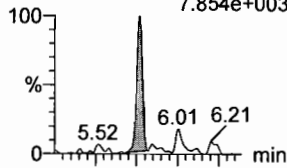


F50:MRM of 2 channels,ES-  
584.2 > 483.0  
1.000e-003

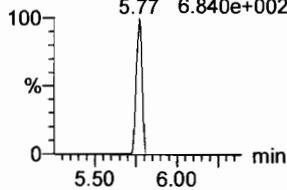


**PFDaA**

F53:MRM of 4 channels,ES-  
612.9 > 569.0  
7.854e+003

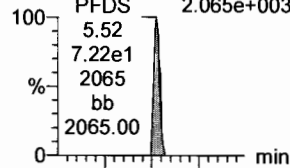


F53:MRM of 4 channels,ES-  
612.9 > 318.8  
6.840e+002

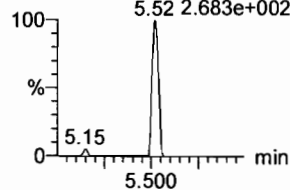


**PFDS**

F52:MRM of 2 channels,ES-  
598.8 > 80  
2.065e+003

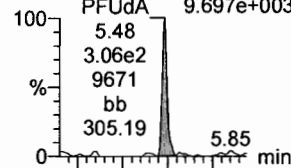


F52:MRM of 2 channels,ES-  
598.8 > 98.7  
2.683e+002

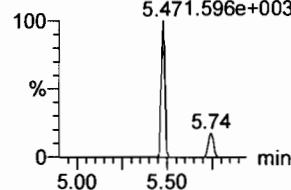


**PFUdA**

F45:MRM of 2 channels,ES-  
563.0 > 518.9  
9.697e+003

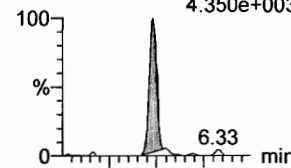


F45:MRM of 2 channels,ES-  
563.0 > 269  
5.596e+003

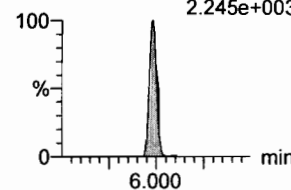


**N-MeFOSA**

F35:MRM of 2 channels,ES-  
512.1 > 168.9  
4.350e+003

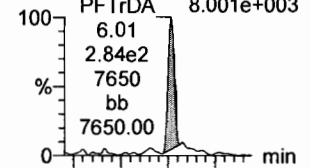


F35:MRM of 2 channels,ES-  
512.1 > 219  
2.245e+003

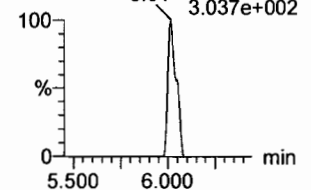


**PFTrDA**

F59:MRM of 2 channels,ES-  
662.9 > 618.9  
8.001e+003

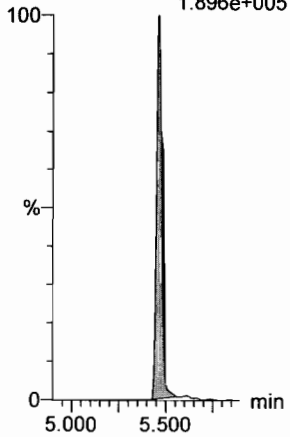


F59:MRM of 2 channels,ES-  
662.9 > 319  
3.037e+002



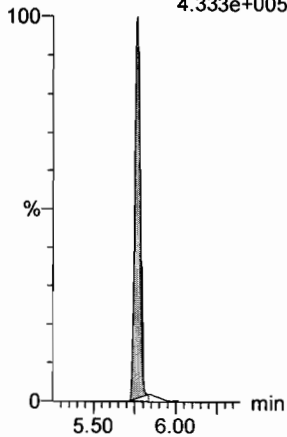
**d5-N-EtFOSAA**

F51:MRM of 1 channel,ES-  
589.3 > 419  
1.896e+005




**13C2-PFDaA**

F54:MRM of 2 channels,ES-  
615.0 > 569.7  
4.333e+005



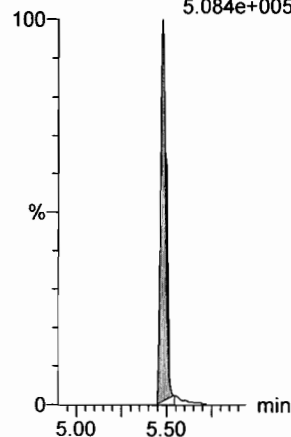
**13C2-PFUdA**

F46:MRM of 1 channel,ES-  
565 > 519.8  
5.084e+005



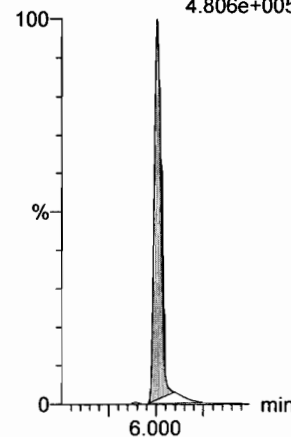
**13C2-PFUdA**

F46:MRM of 1 channel,ES-  
565 > 519.8  
5.084e+005



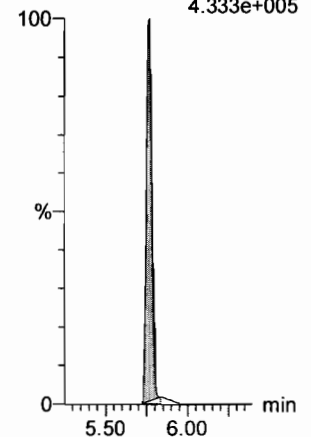
**d3-N-MeFOSA**

F38:MRM of 1 channel,ES-  
515.2 > 168.9  
4.806e+005



**13C2-PFDaA**

F54:MRM of 2 channels,ES-  
615.0 > 569.7  
4.333e+005



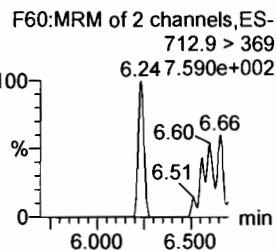
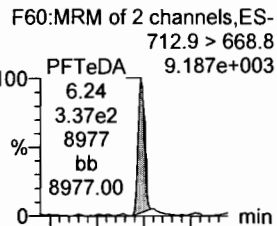
Dataset: F:\Projects\PFAS.PRO\Results\180301M1\180301M1-CRV.qld

Last Altered: Saturday, March 03, 2018 04:52:09 Pacific Standard Time

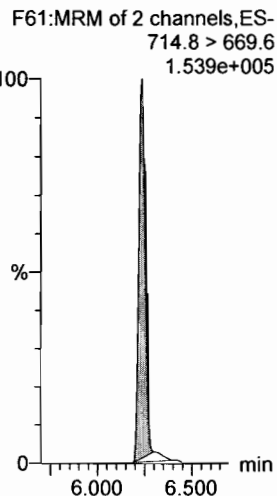
Printed: Saturday, March 03, 2018 04:52:49 Pacific Standard Time

Name: 180301M1\_2, Date: 02-Mar-2018, Time: 00:51:52, ID: ST180301M1-1 PFC CS-2 18B2312, Description: PFC CS-2 18B2312

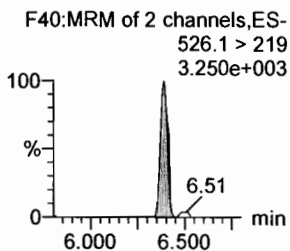
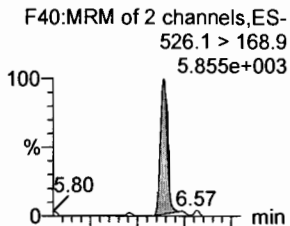
**PFTeDA**



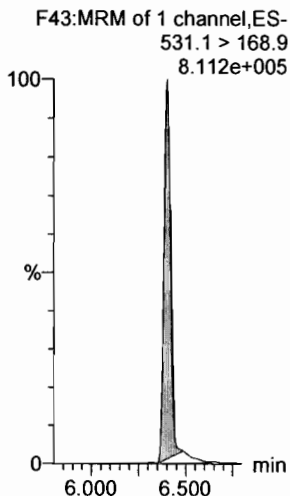
**13C2-PFTeDA**



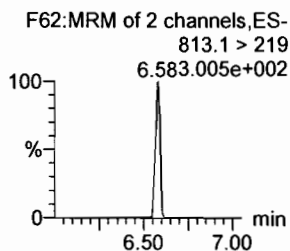
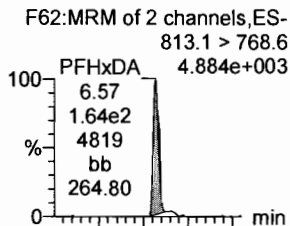
**N-EtFOSA**



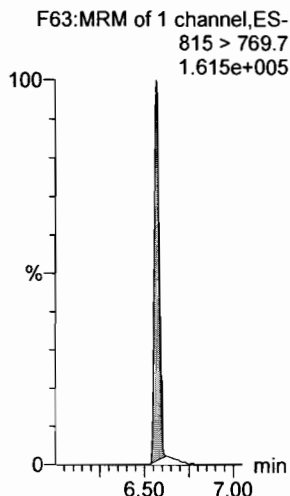
**d5-N-ETFOSA**



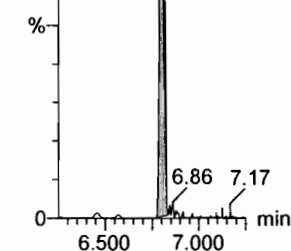

**PFHxDA**



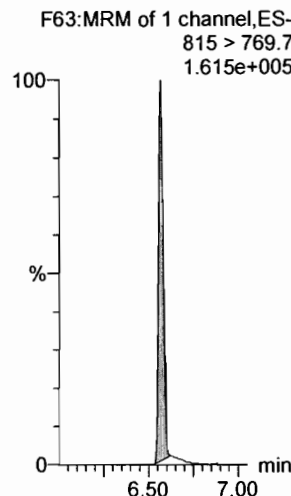
**13C2-PFHxDA**



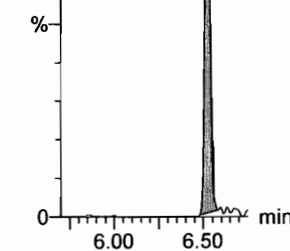
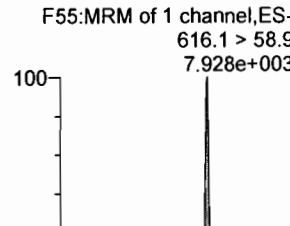
**PFODA**



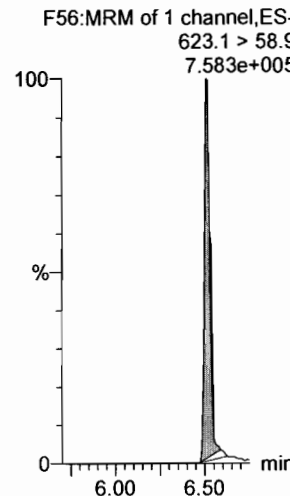
**13C2-PFHxDA**



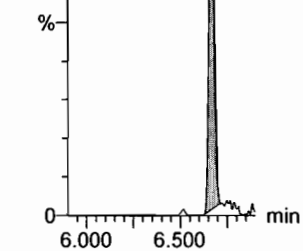
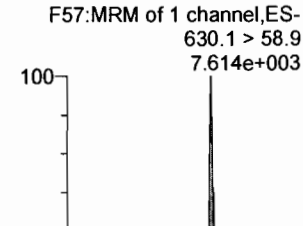
**N-MeFOSE**



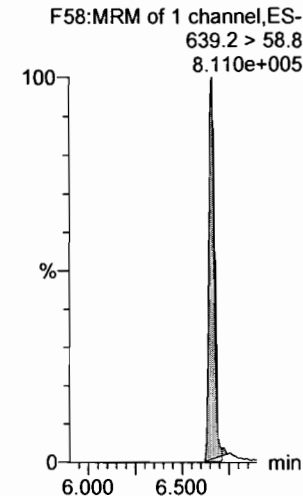
**d7-N-MeFOSE**



**N-EtFOSE**



**d9-N-EtFOSE**





Dataset: F:\Projects\PFAS.PRO\Results\180301M1\180301M1-CRV.qld

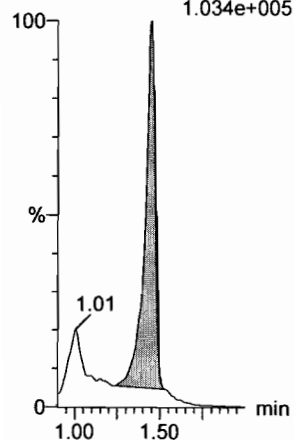
Last Altered: Saturday, March 03, 2018 04:52:09 Pacific Standard Time

Printed: Saturday, March 03, 2018 04:52:49 Pacific Standard Time

Name: 180301M1\_2, Date: 02-Mar-2018, Time: 00:51:52, ID: ST180301M1-1 PFC CS-2 18B2312, Description: PFC CS-2 18B2312

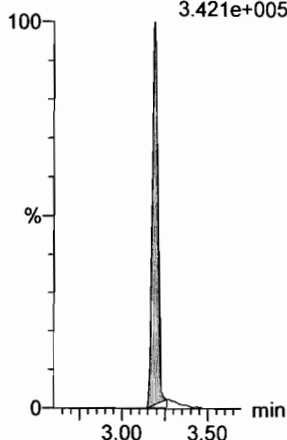
**13C4-PFBA**

F3:MRM of 1 channel,ES-  
217. > 171.8  
1.034e+005



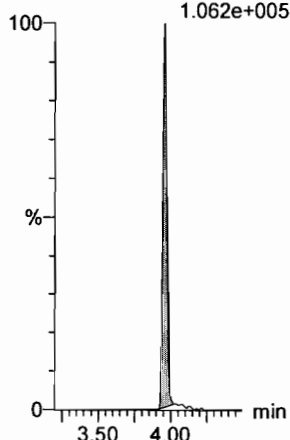
**13C5-PFHxA**

F10:MRM of 1 channel,ES-  
318 > 272.9  
3.421e+005



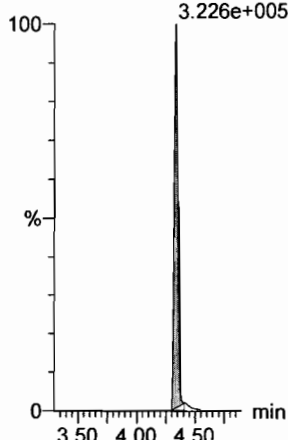
**13C3-PFHxS**

F18:MRM of 1 channel,ES-  
401.9 > 79.9  
1.062e+005



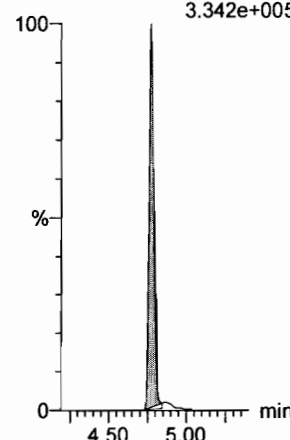
**13C8-PFOA**

F22:MRM of 1 channel,ES-  
421.3 > 376  
3.226e+005



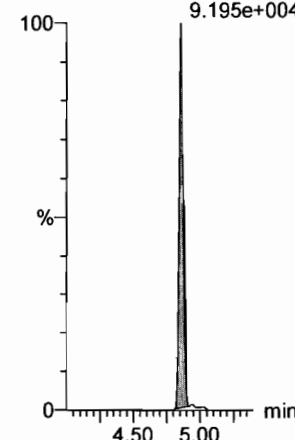
**13C9-PFNA**

F28:MRM of 1 channel,ES-  
472.2 > 426.9  
3.342e+005



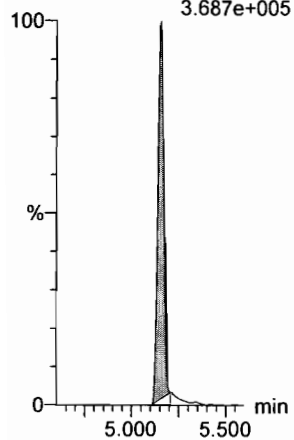
**13C4-PFOS**

F32:MRM of 1 channel,ES-  
503 > 79.9  
9.195e+004



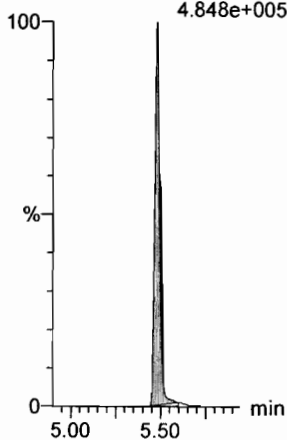
**13C6-PFDA**

F39:MRM of 1 channel,ES-  
519.1 > 473.7  
3.687e+005



**13C7-PFUdA**

F48:MRM of 1 channel,ES-  
570.1 > 524.8  
4.848e+005



Dataset: F:\Projects\PFAS.PRO\Results\180301M1\180301M1-CRV.qld

Last Altered: Saturday, March 03, 2018 04:53:40 Pacific Standard Time

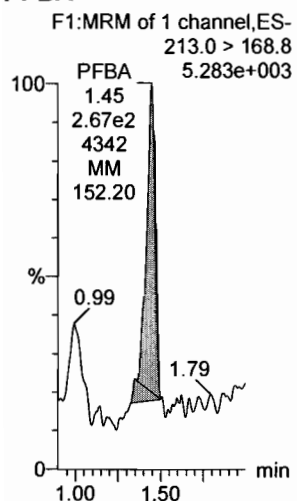
Printed: Saturday, March 03, 2018 04:54:03 Pacific Standard Time

Method: F:\Projects\PFAS.PRO\MethDB\PFAS\_FULL\_80C\_022718.mdb 28 Feb 2018 13:19:45

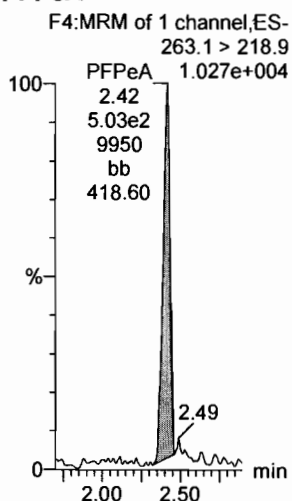
Calibration: 03 Mar 2018 04:53:40

Name: 180301M1\_3, Date: 02-Mar-2018, Time: 01:03:19, ID: ST180301M1-2 PFC CS-1 18B2313, Description: PFC CS-1 18B2313

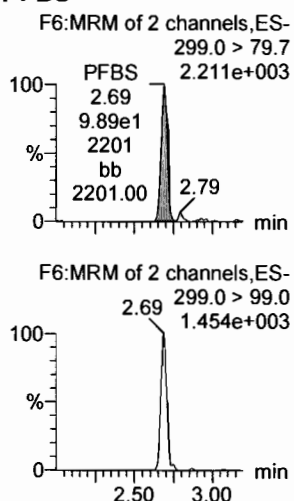
**PFBA**



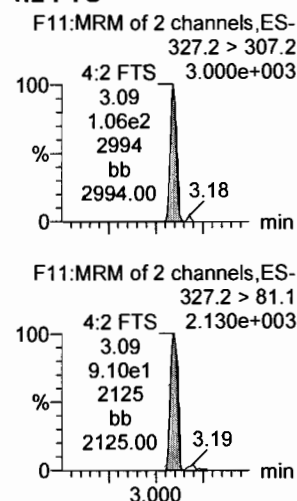
**PFPeA**



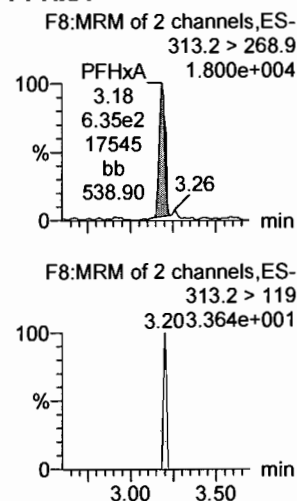
**PFBS**



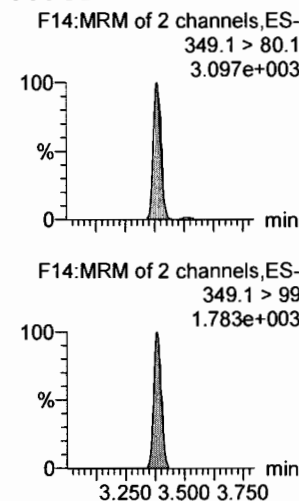
**4:2 FTS**



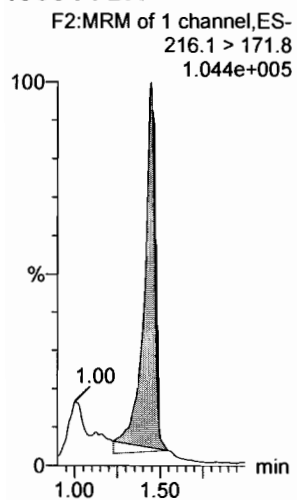
**PFHxA**



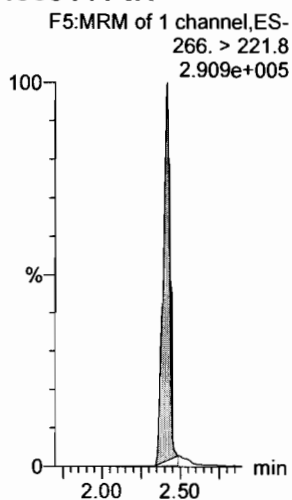
**PFPeS**



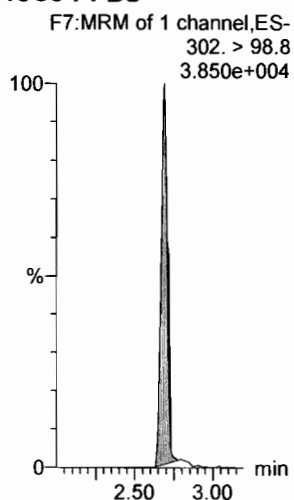
**13C3-PFBA**



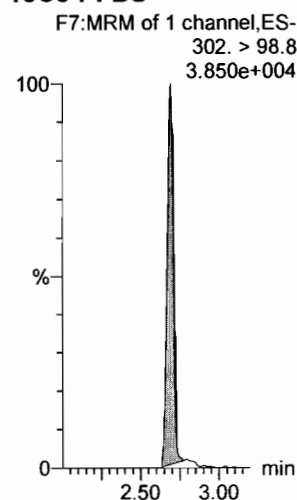
**13C3-PFPeA**



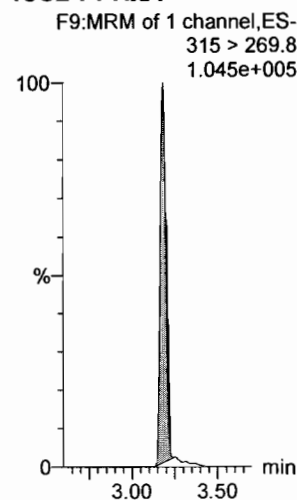
**13C3-PFBS**



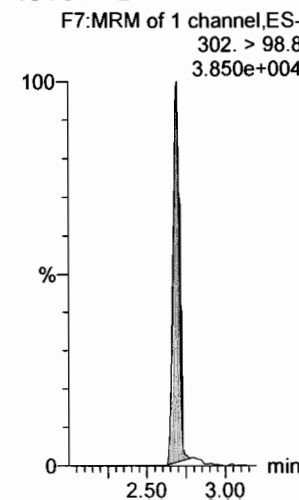
**13C3-PFBS**



**13C2-PFHxA**



**13C3-PFBS**



Dataset: F:\Projects\PFAS.PRO\Results\180301M1\180301M1-CRV.qld

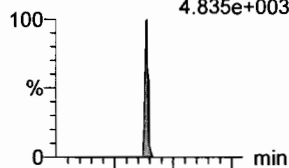
Last Altered: Saturday, March 03, 2018 04:53:40 Pacific Standard Time

Printed: Saturday, March 03, 2018 04:54:03 Pacific Standard Time

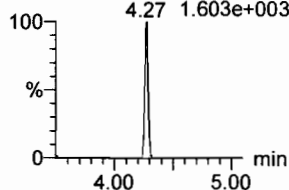
Name: 180301M1\_3, Date: 02-Mar-2018, Time: 01:03:19, ID: ST180301M1-2 PFC CS-1 18B2313, Description: PFC CS-1 18B2313

6:2 FTS

F23:MRM of 2 channels,ES-  
427.1 > 407  
4.835e+003

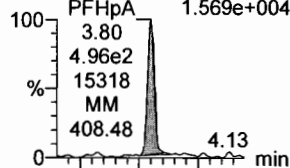


F23:MRM of 2 channels,ES-  
427.1 > 80  
1.603e+003

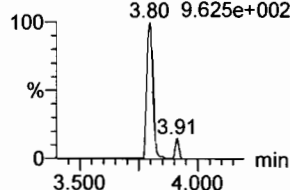


PFHpA

F15:MRM of 2 channels,ES-  
363.0 > 318.9  
1.569e+004

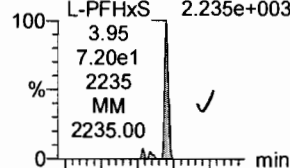


F15:MRM of 2 channels,ES-  
363.0 > 169.0  
9.625e+002

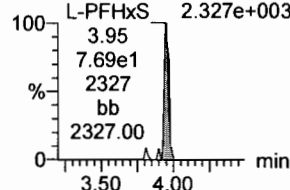


L-PFHxS

F17:MRM of 2 channels,ES-  
398.9 > 79.6  
2.235e+003

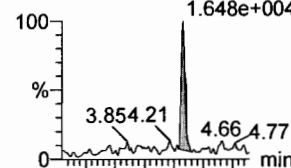


F17:MRM of 2 channels,ES-  
398.9 > 99.0  
2.327e+003

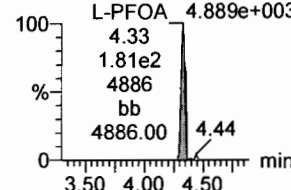


L-PFOA

F20:MRM of 2 channels,ES-  
413 > 368.7  
1.648e+004

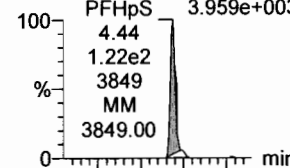


F20:MRM of 2 channels,ES-  
413 > 169  
4.889e+003

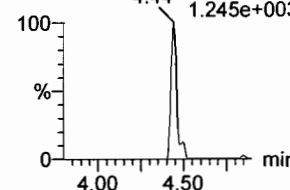


PFHpS

F25:MRM of 2 channels,ES-  
449 > 80.0  
3.959e+003

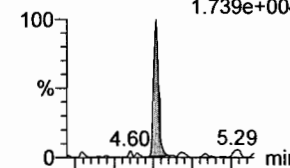


F25:MRM of 2 channels,ES-  
449 > 98.7  
1.245e+003

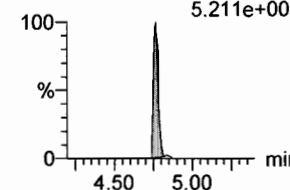


PFNA

F26:MRM of 2 channels,ES-  
463.0 > 418.8  
1.739e+004

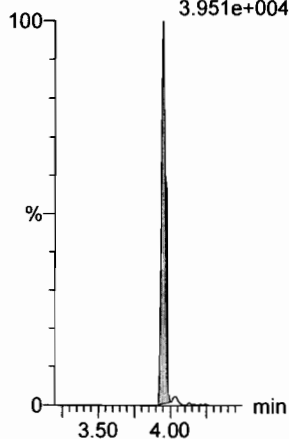


F26:MRM of 2 channels,ES-  
463.0 > 219.0  
5.211e+003



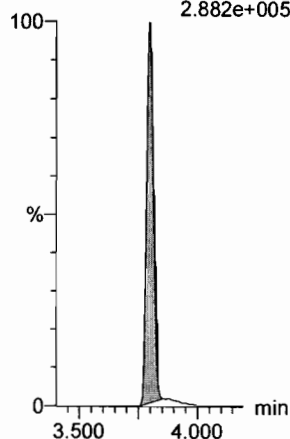
1802-PFHxS

F19:MRM of 1 channel,ES-  
403.0 > 102.6  
3.951e+004




13C4-PFHpA

F16:MRM of 1 channel,ES-  
367.2 > 321.8  
2.882e+005



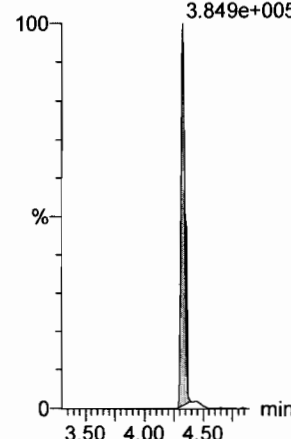
13C2-PFOA

F21:MRM of 1 channel,ES-  
414.9 > 369.7  
3.849e+005



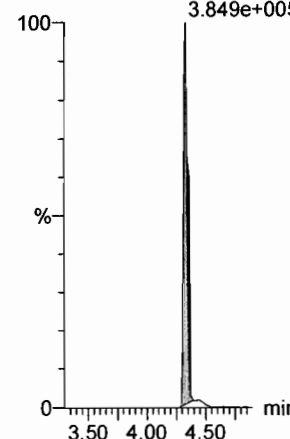
13C2-PFOA

F21:MRM of 1 channel,ES-  
414.9 > 369.7  
3.849e+005



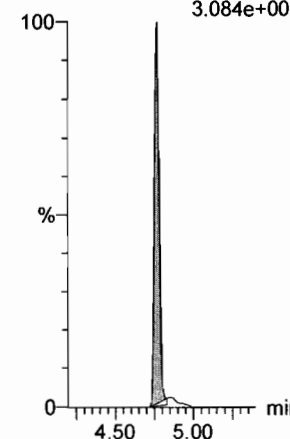
13C2-PFOA

F21:MRM of 1 channel,ES-  
414.9 > 369.7  
3.849e+005



13C5-PFNA

F27:MRM of 1 channel,ES-  
468.2 > 422.9  
3.084e+005



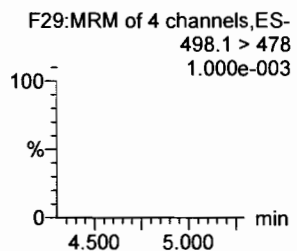
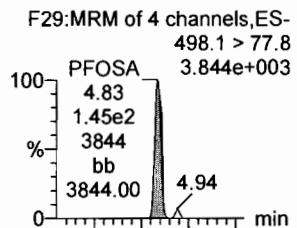
Dataset: F:\Projects\PFAS.PRO\Results\180301M1\180301M1-CRV.qld

Last Altered: Saturday, March 03, 2018 04:53:40 Pacific Standard Time

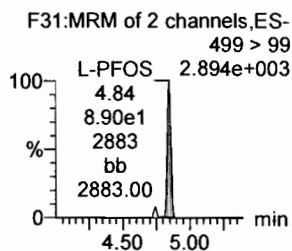
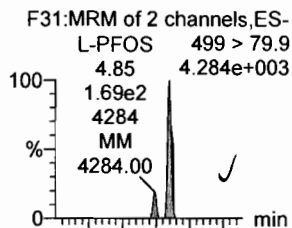
Printed: Saturday, March 03, 2018 04:54:03 Pacific Standard Time

Name: 180301M1\_3, Date: 02-Mar-2018, Time: 01:03:19, ID: ST180301M1-2 PFC CS-1 18B2313, Description: PFC CS-1 18B2313

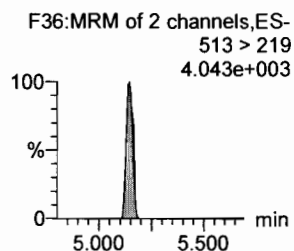
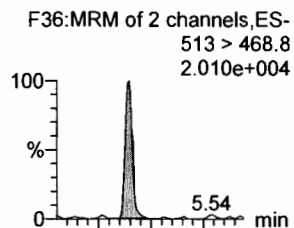
**PFOSA**



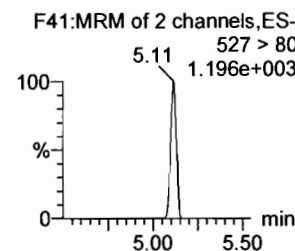
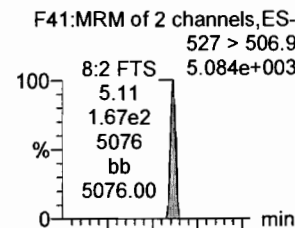
**L-PFOS**



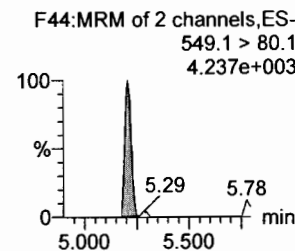
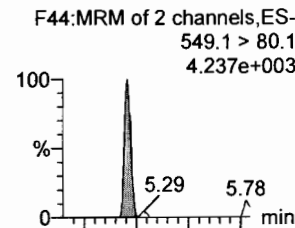
**PFDA**



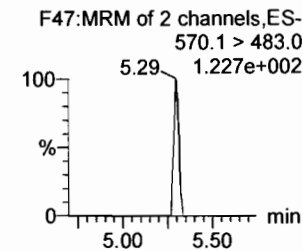
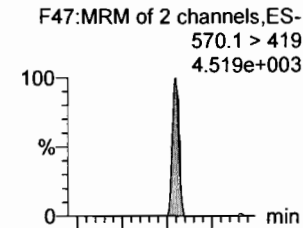
**8:2 FTS**




**PFNS**




**N-MeFOSAA**



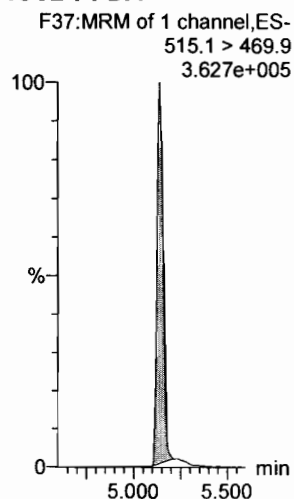
**13C8-PFOSA**



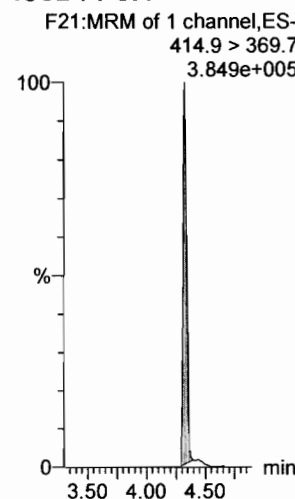
**13C8-PFOS**



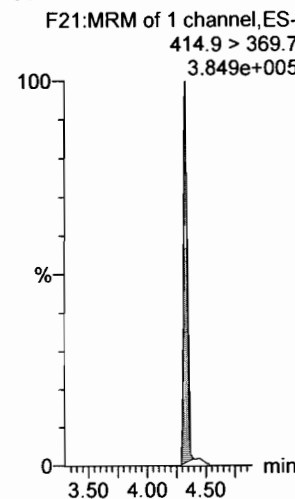
**13C2-PFDA**



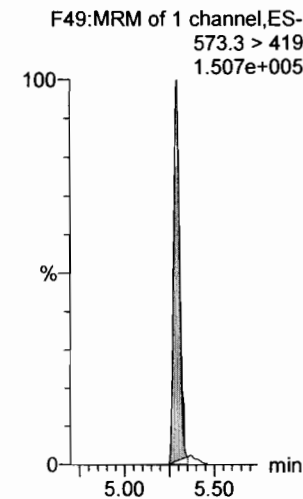
**13C2-PFOA**



**13C2-PFOA**



**d3-N-MeFOSAA**



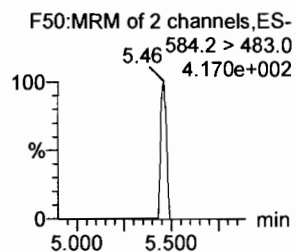
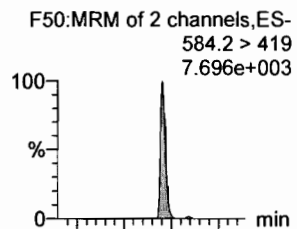
Dataset: F:\Projects\PFAS.PRO\Results\180301M1\180301M1-CRV.qld

Last Altered: Saturday, March 03, 2018 04:53:40 Pacific Standard Time

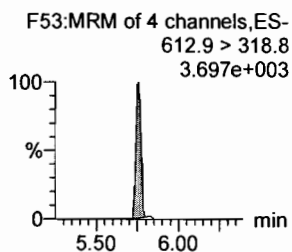
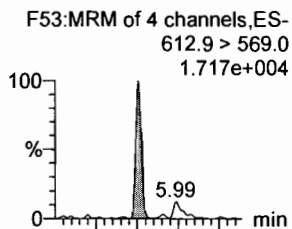
Printed: Saturday, March 03, 2018 04:54:03 Pacific Standard Time

Name: 180301M1\_3, Date: 02-Mar-2018, Time: 01:03:19, ID: ST180301M1-2 PFC CS-1 18B2313, Description: PFC CS-1 18B2313

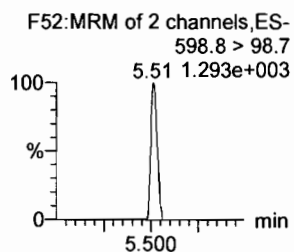
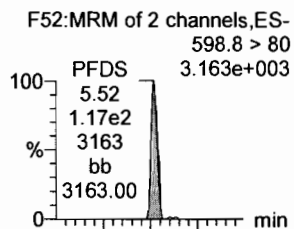
**N-EtFOSAA**



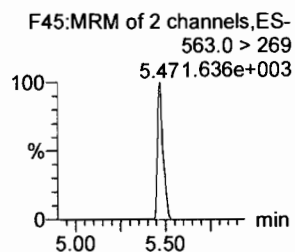
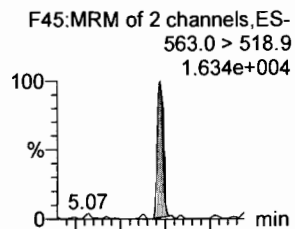
**PFDoA**



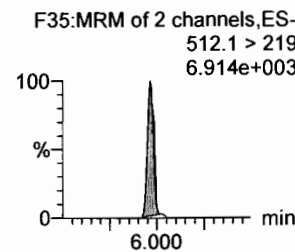
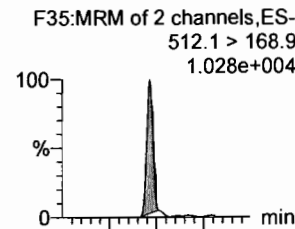
**PFDS**



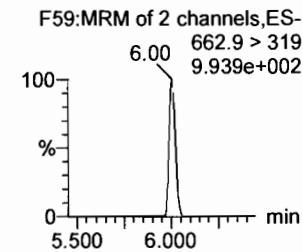
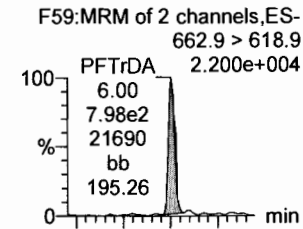
**PFUdA**



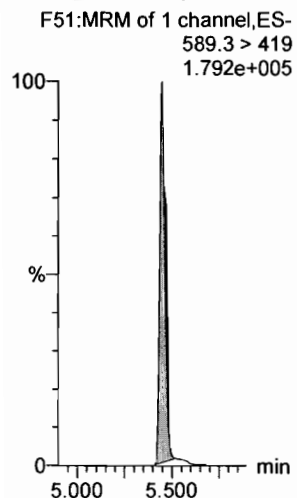
**N-MeFOSA**



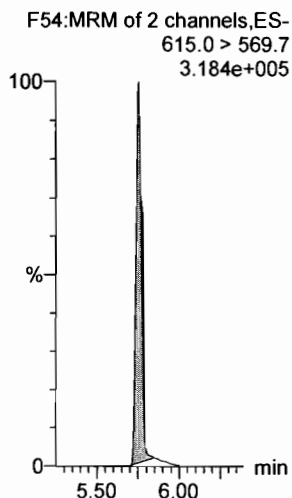
**PFTrDA**



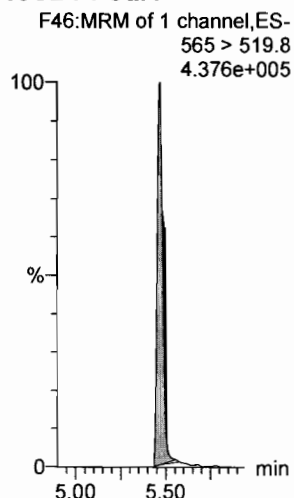
**d3-N-EtFOSAA**



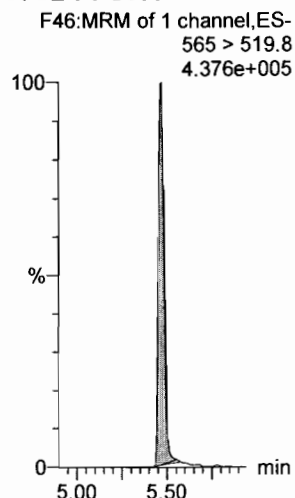
**13C2-PFDoA**



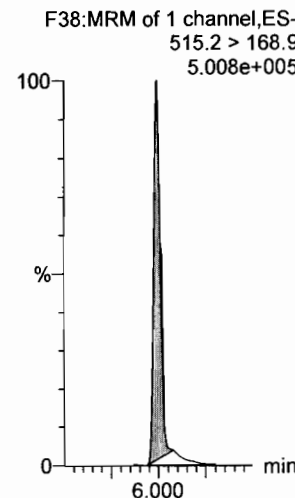
**13C2-PFUdA**



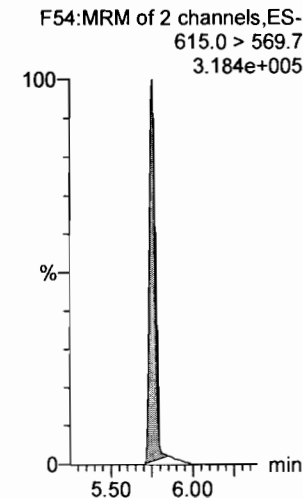
**13C2-PFUdA**



**d3-N-MeFOSA**



**13C2-PFDoA**



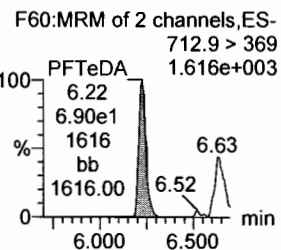
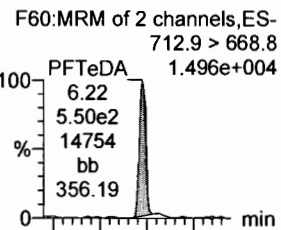
Dataset: F:\Projects\PFAS.PRO\Results\180301M1\180301M1-CRV.qld

Last Altered: Saturday, March 03, 2018 04:53:40 Pacific Standard Time

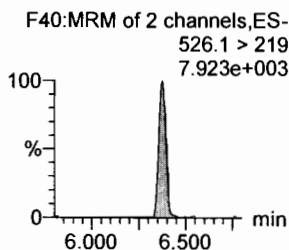
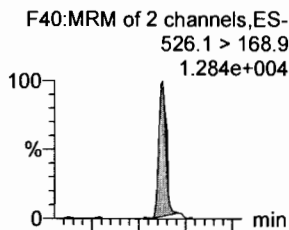
Printed: Saturday, March 03, 2018 04:54:03 Pacific Standard Time

Name: 180301M1\_3, Date: 02-Mar-2018, Time: 01:03:19, ID: ST180301M1-2 PFC CS-1 18B2313, Description: PFC CS-1 18B2313

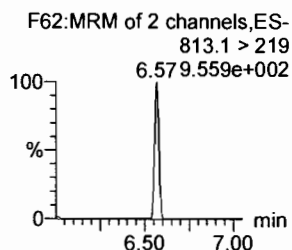
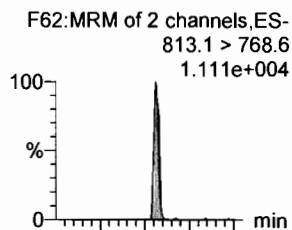
**PFTeDA**



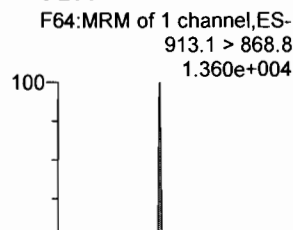
**N-EtFOSA**



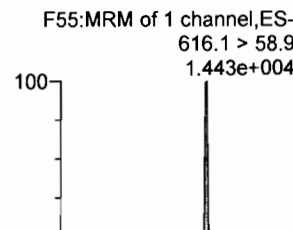
**PFHxDA**




**PFODA**



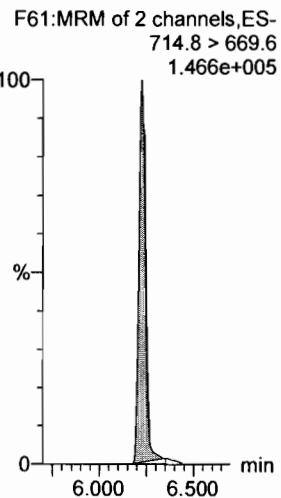
**N-MeFOSE**



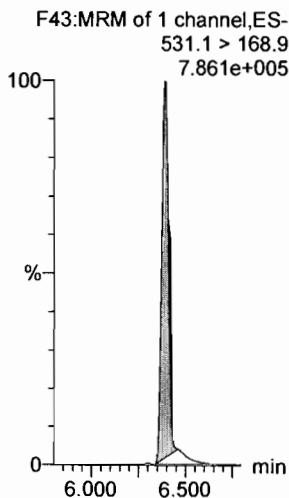
**N-EtFOSE**



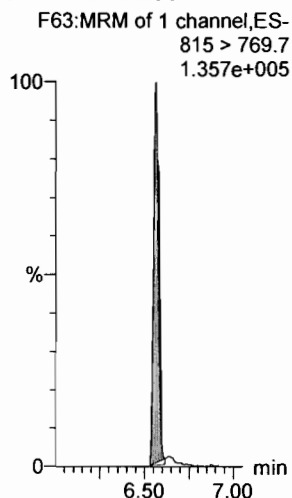
**13C2-PFTeDA**




**d5-N-ETFOSA**



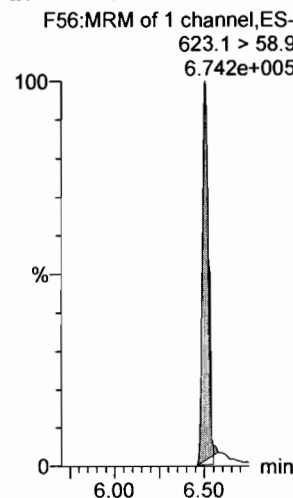
**13C2-PFHxDA**



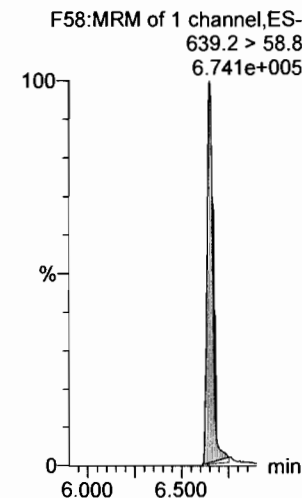
**13C2-PFHxDA**



**d7-N-MeFOSE**



**d9-N-EtFOSE**



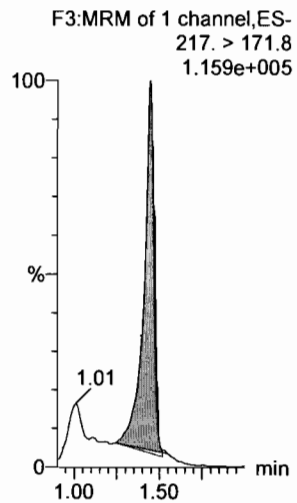
Dataset: F:\Projects\PFAS.PRO\Results\180301M1\180301M1-CRV.qld

Last Altered: Saturday, March 03, 2018 04:53:40 Pacific Standard Time

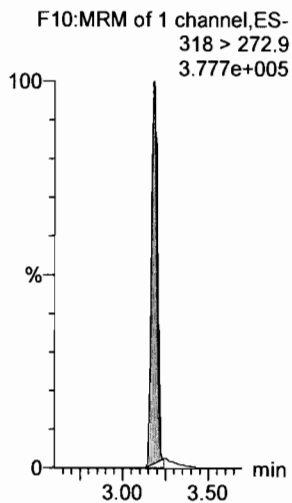
Printed: Saturday, March 03, 2018 04:54:03 Pacific Standard Time

Name: 180301M1\_3, Date: 02-Mar-2018, Time: 01:03:19, ID: ST180301M1-2 PFC CS-1 18B2313, Description: PFC CS-1 18B2313

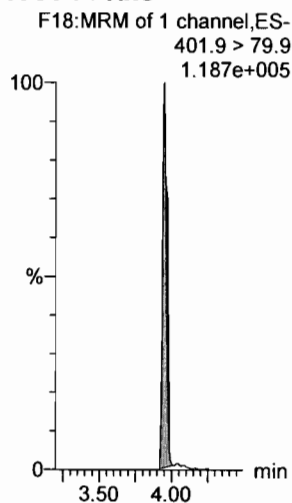
**13C4-PFBA**



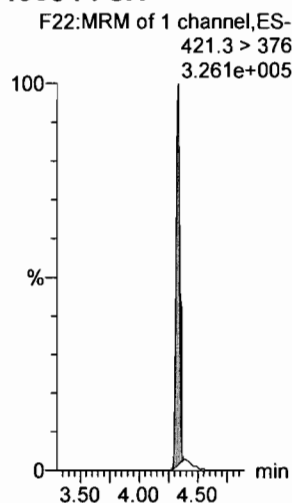
**13C5-PFHxA**



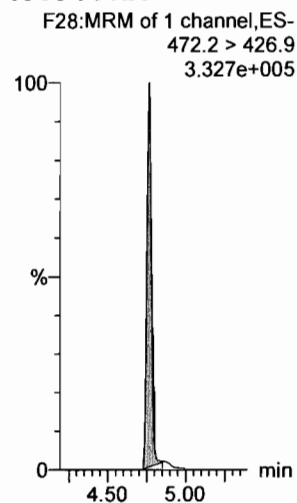
**13C3-PFHxS**



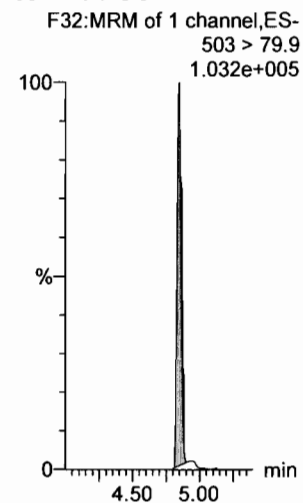
**13C8-PFOA**



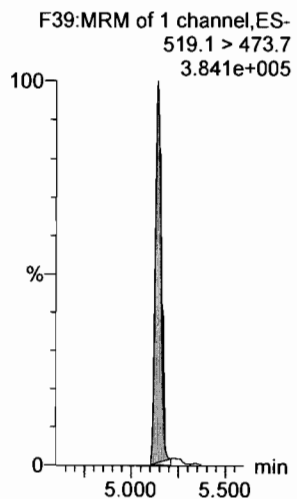
**13C9-PFNA**




**13C4-PFOS**



**13C6-PFDA**



**13C7-PFUdA**



Dataset: F:\Projects\PFAS.PRO\Results\180301M1\180301M1-CRV.qld

Last Altered: Saturday, March 03, 2018 04:55:45 Pacific Standard Time

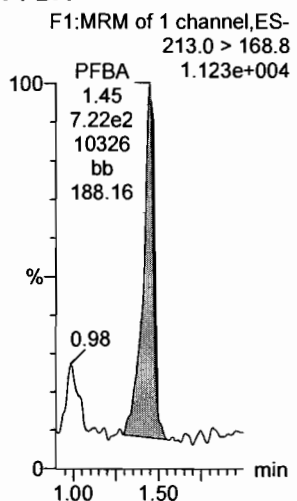
Printed: Saturday, March 03, 2018 04:55:51 Pacific Standard Time

Method: F:\Projects\PFAS.PRO\MethDB\PFAS\_FULL\_80C\_022718.mdb 28 Feb 2018 13:19:45

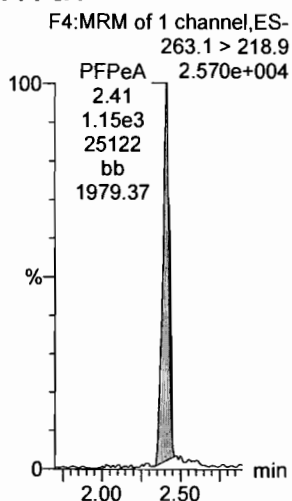
Calibration: 03 Mar 2018 04:55:45

Name: 180301M1\_4, Date: 02-Mar-2018, Time: 01:14:50, ID: ST180301M1-3 PFC CS0 18B2314, Description: PFC CS0 18B2314

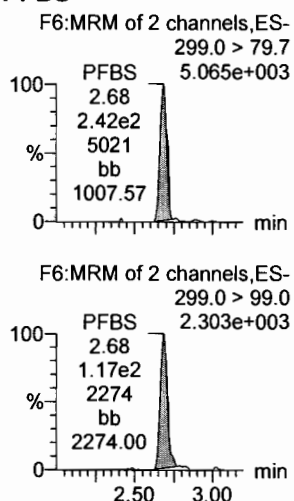
**PFBA**



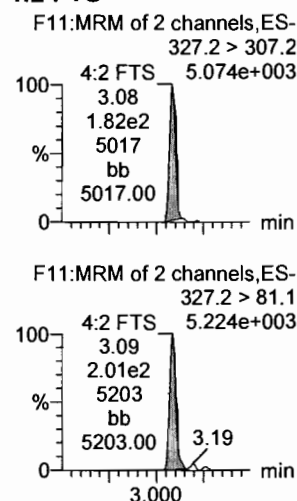
**PFPeA**



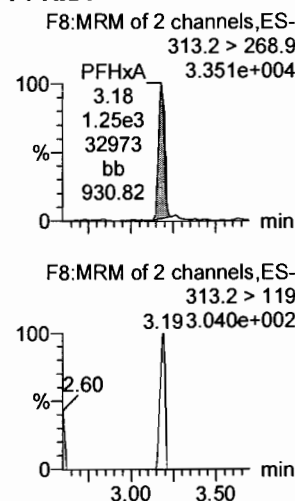
**PFBS**



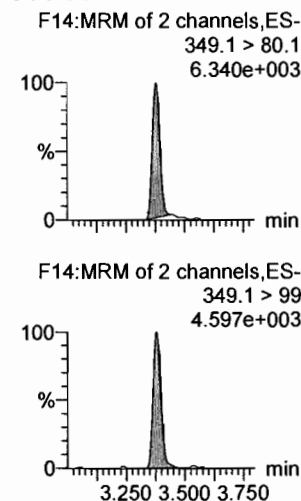
**4:2 FTS**



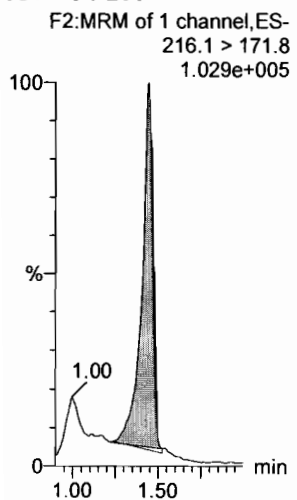
**PFHxA**



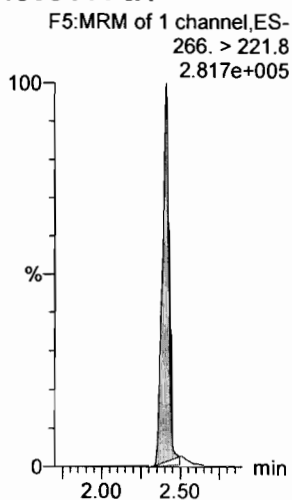
**PFPeS**



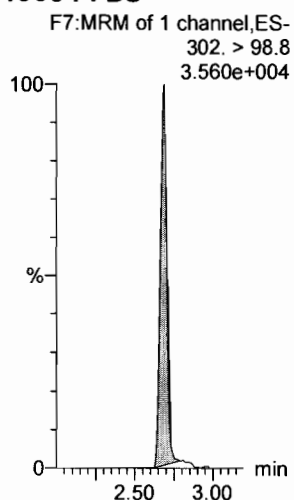
**13C3-PFBA**



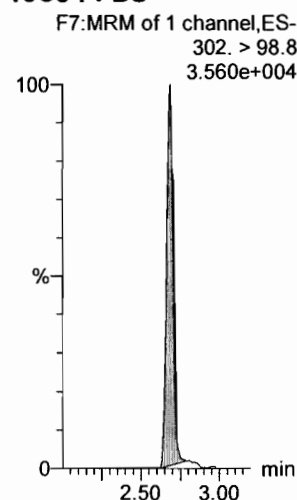
**13C3-PFPeA**



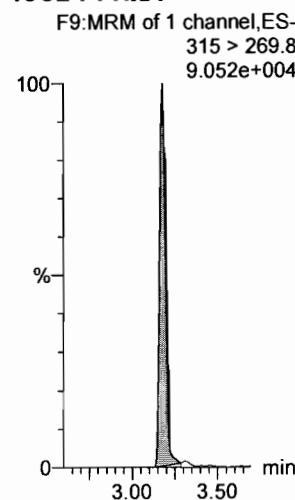
**13C3-PFBS**



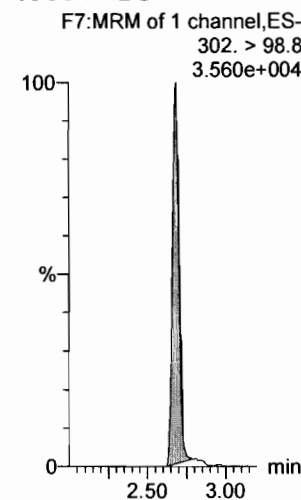
**13C3-PFBS**



**13C2-PFHxA**



**13C3-PFBS**





Dataset: F:\Projects\PFAS.PRO\Results\180301M1\180301M1-CRV.qld

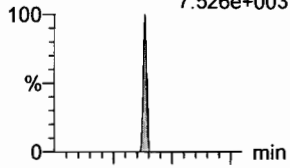
Last Altered: Saturday, March 03, 2018 04:55:45 Pacific Standard Time

Printed: Saturday, March 03, 2018 04:55:51 Pacific Standard Time

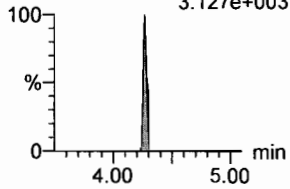
Name: 180301M1\_4, Date: 02-Mar-2018, Time: 01:14:50, ID: ST180301M1-3 PFC CS0 18B2314, Description: PFC CS0 18B2314

6:2 FTS

F23:MRM of 2 channels,ES-  
427.1 > 407  
7.526e+003

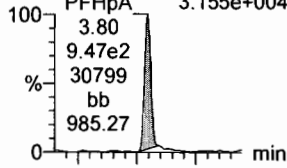


F23:MRM of 2 channels,ES-  
427.1 > 80  
3.127e+003

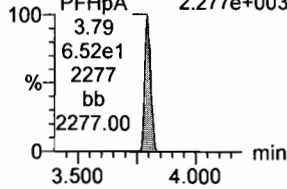


PFHpA

F15:MRM of 2 channels,ES-  
363.0 > 318.9  
3.155e+004

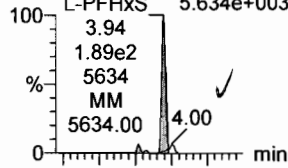


F15:MRM of 2 channels,ES-  
363.0 > 169.0  
2.277e+003

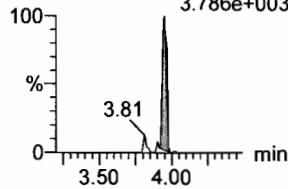


L-PFHxS

F17:MRM of 2 channels,ES-  
398.9 > 79.6  
5.634e+003

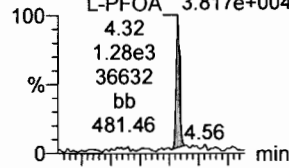


F17:MRM of 2 channels,ES-  
398.9 > 99.0  
3.786e+003

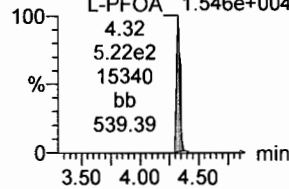


L-PFOA

F20:MRM of 2 channels,ES-  
413 > 368.7  
3.817e+004

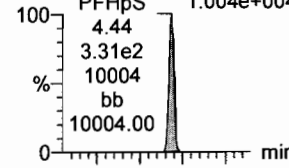


F20:MRM of 2 channels,ES-  
413 > 169  
1.546e+004

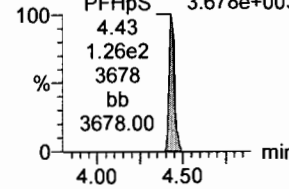


PFHpS

F25:MRM of 2 channels,ES-  
449 > 80.0  
1.004e+004

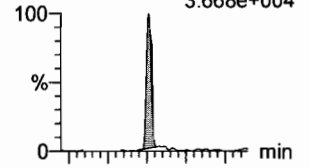


F25:MRM of 2 channels,ES-  
449 > 98.7  
3.678e+003

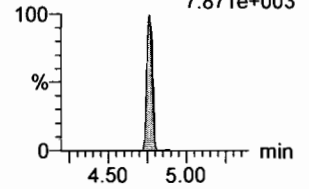


PFNA

F26:MRM of 2 channels,ES-  
463.0 > 418.8  
3.668e+004

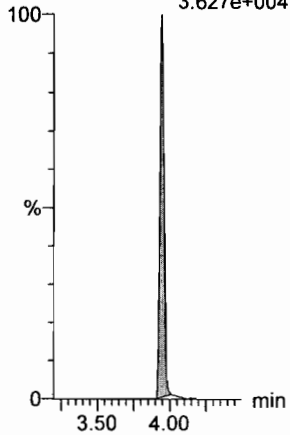


F26:MRM of 2 channels,ES-  
463.0 > 219.0  
7.871e+003



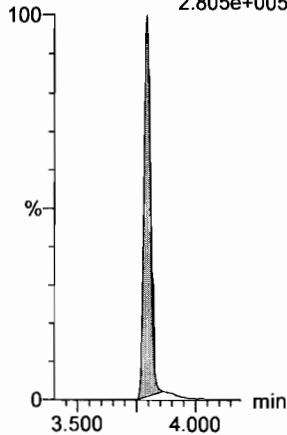
18O2-PFHxS

F19:MRM of 1 channel,ES-  
403.0 > 102.6  
3.627e+004



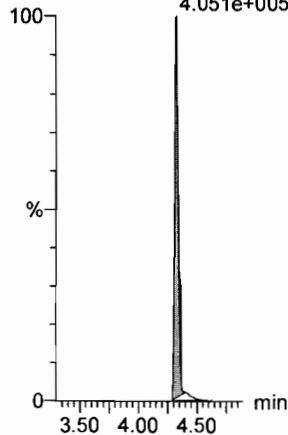
13C4-PFHpA

F16:MRM of 1 channel,ES-  
367.2 > 321.8  
2.805e+005



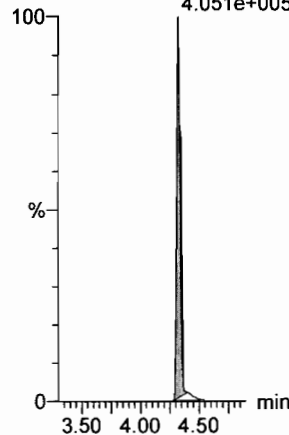
13C2-PFOA

F21:MRM of 1 channel,ES-  
414.9 > 369.7  
4.051e+005



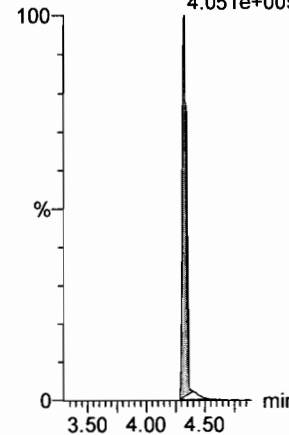
13C2-PFOA

F21:MRM of 1 channel,ES-  
414.9 > 369.7  
4.051e+005



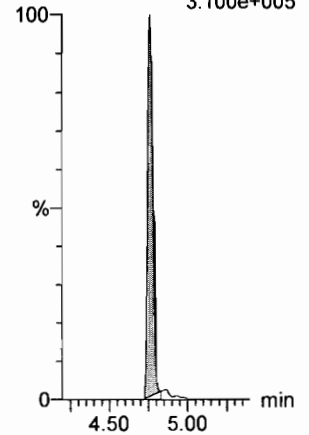
13C2-PFOA

F21:MRM of 1 channel,ES-  
414.9 > 369.7  
4.051e+005



13C5-PFNA

F27:MRM of 1 channel,ES-  
468.2 > 422.9  
3.100e+005



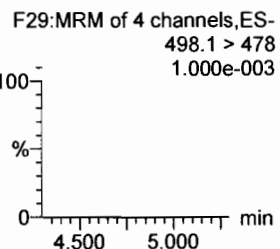
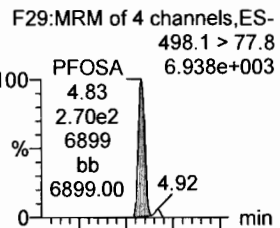
Dataset: F:\Projects\PFAS.PRO\Results\180301M1\180301M1-CRV.qld

Last Altered: Saturday, March 03, 2018 04:55:45 Pacific Standard Time

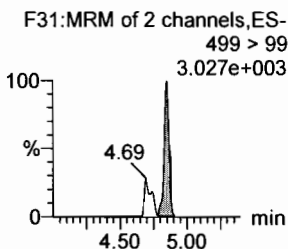
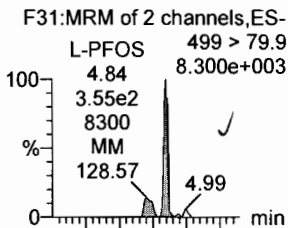
Printed: Saturday, March 03, 2018 04:55:51 Pacific Standard Time

Name: 180301M1\_4, Date: 02-Mar-2018, Time: 01:14:50, ID: ST180301M1-3 PFC CS0 18B2314, Description: PFC CS0 18B2314

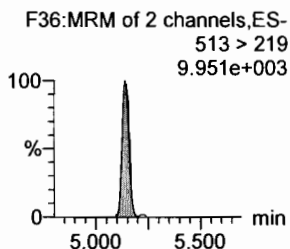
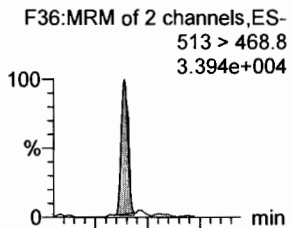
**PFOSA**



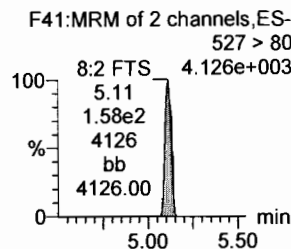
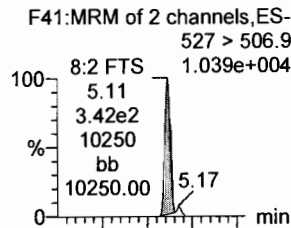
**L-PFOS**



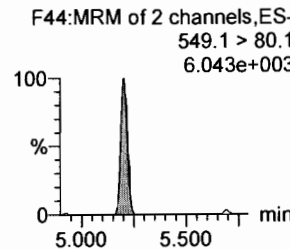
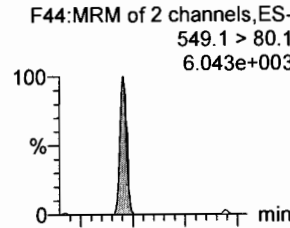
**PFDA**



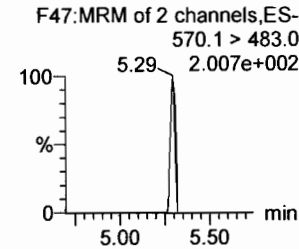
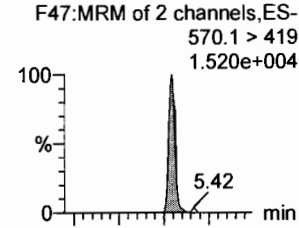
**8:2 FTS**



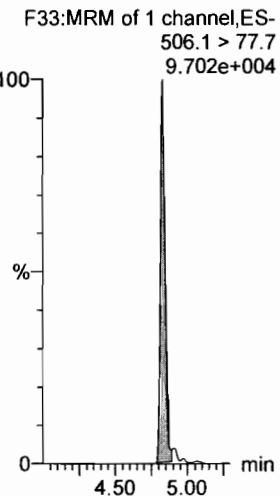
**PFNS**




**N-MeFOSAA**



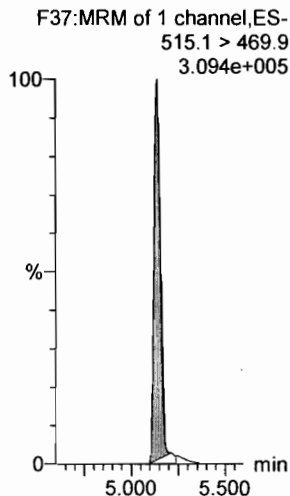
**13C8-PFOSA**



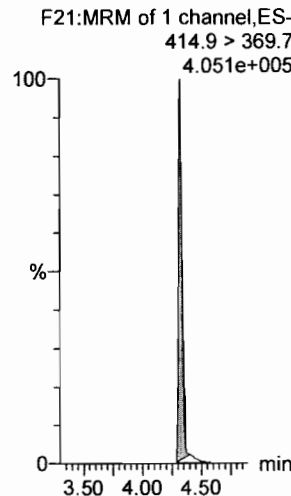
**13C8-PFOS**



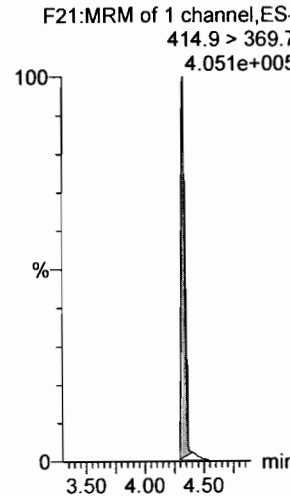
**13C2-PFDA**



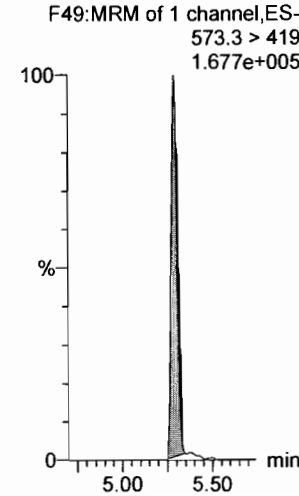
**13C2-PFOA**



**13C2-PFOA**



**d3-N-MeFOSAA**

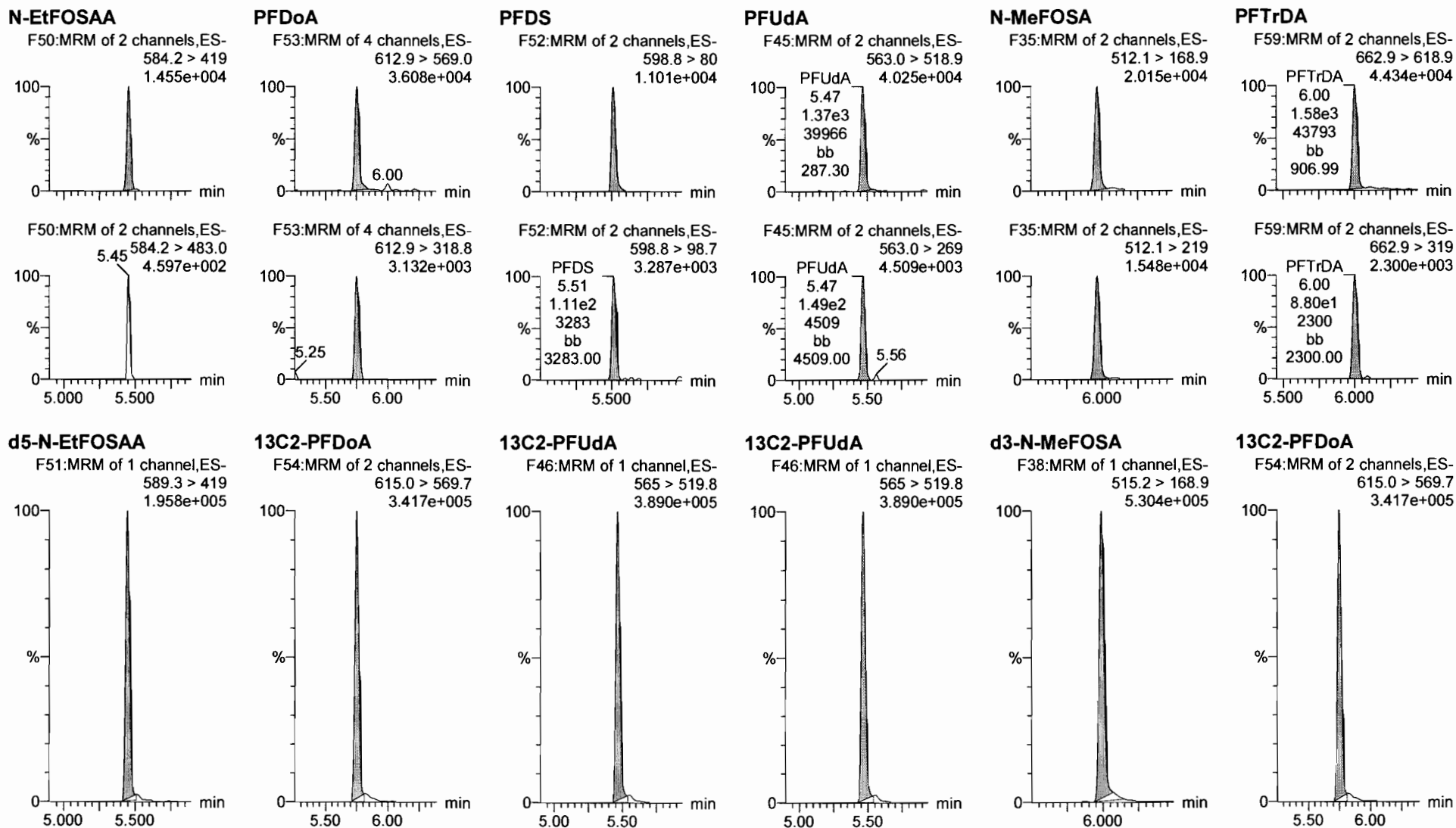


Dataset: F:\Projects\PFAS.PRO\Results\180301M1\180301M1-CRV.qld

Last Altered: Saturday, March 03, 2018 04:55:45 Pacific Standard Time

Printed: Saturday, March 03, 2018 04:55:51 Pacific Standard Time

Name: 180301M1\_4, Date: 02-Mar-2018, Time: 01:14:50, ID: ST180301M1-3 PFC CS0 18B2314, Description: PFC CS0 18B2314



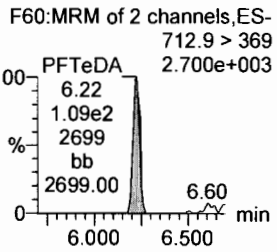
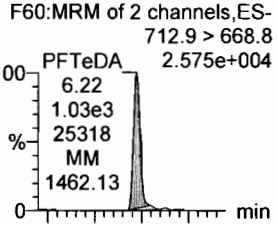
Dataset: F:\Projects\PFAS.PRO\Results\180301M1\180301M1-CRV.qld

Last Altered: Saturday, March 03, 2018 04:55:45 Pacific Standard Time

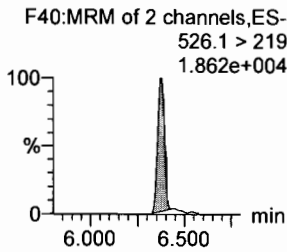
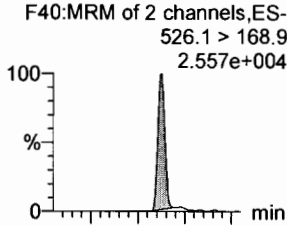
Printed: Saturday, March 03, 2018 04:55:51 Pacific Standard Time

Name: 180301M1\_4, Date: 02-Mar-2018, Time: 01:14:50, ID: ST180301M1-3 PFC CS0 18B2314, Description: PFC CS0 18B2314

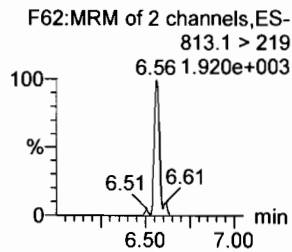
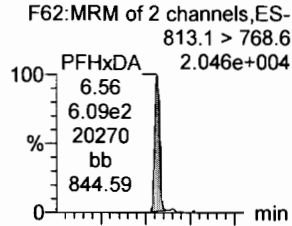
**PFTeDA**



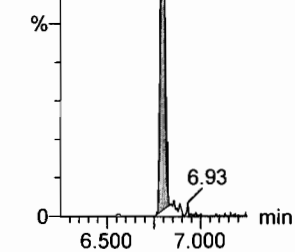
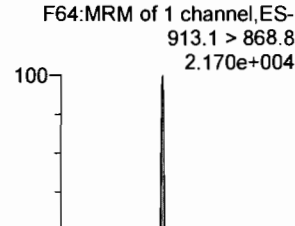
**N-EtFOSA**



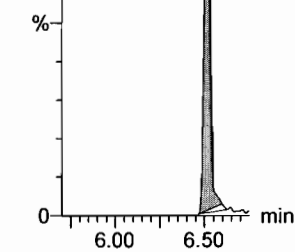
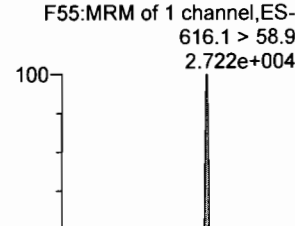
**PFHxDA**



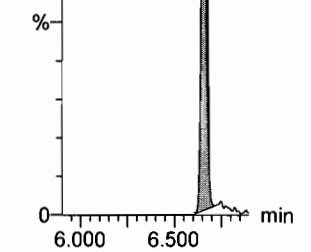
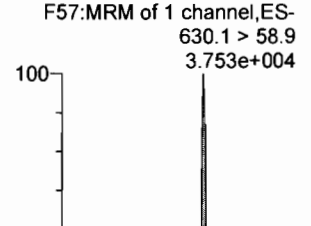
**PFODA**



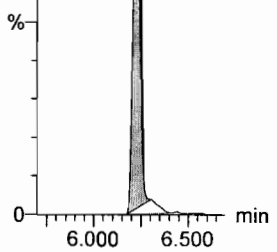
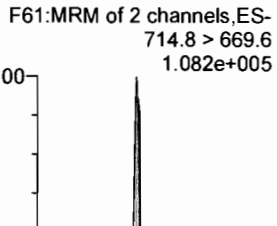
**N-MeFOSE**



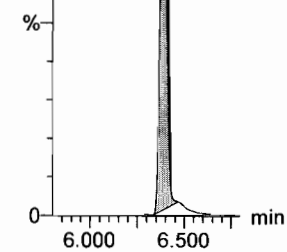
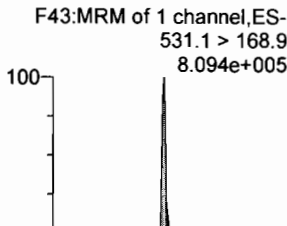
**N-EtFOSE**



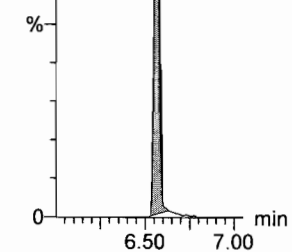
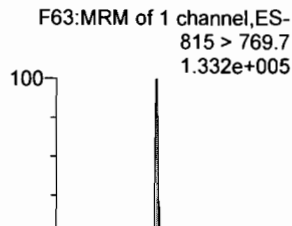
**13C2-PFTeDA**



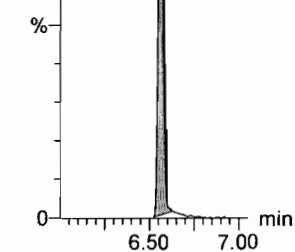
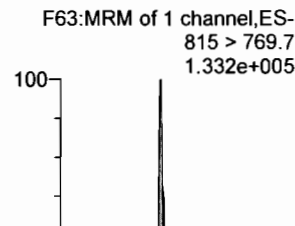
**d5-N-ETFOSA**



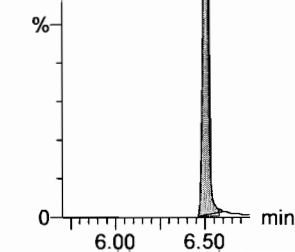
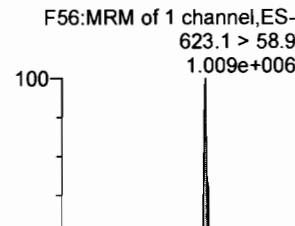
**13C2-PFHxDA**



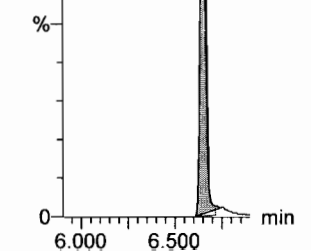

**13C2-PFHxDA**



**d7-N-MeFOSE**



**d9-N-EtFOSE**



Dataset: F:\Projects\PFAS.PRO\Results\180301M1\180301M1-CRV.qld

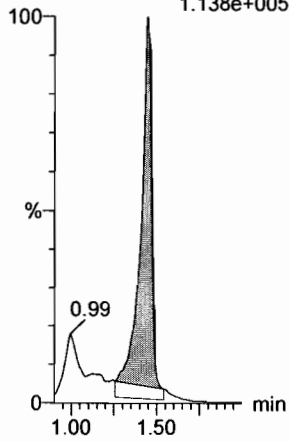
Last Altered: Saturday, March 03, 2018 04:55:45 Pacific Standard Time

Printed: Saturday, March 03, 2018 04:55:51 Pacific Standard Time

Name: 180301M1\_4, Date: 02-Mar-2018, Time: 01:14:50, ID: ST180301M1-3 PFC CS0 18B2314, Description: PFC CS0 18B2314

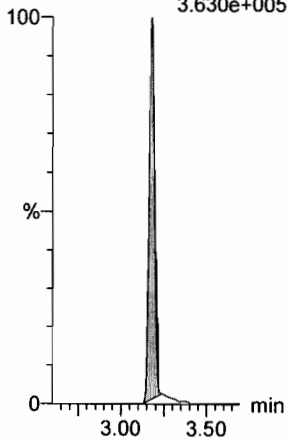
**13C4-PFBA**

F3:MRM of 1 channel,ES-  
217. > 171.8  
1.138e+005



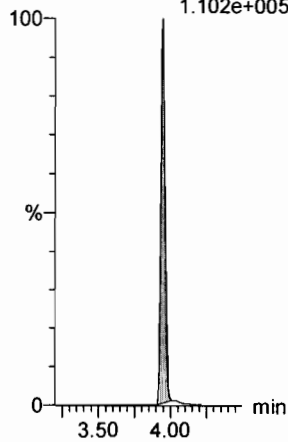
**13C5-PFHxA**

F10:MRM of 1 channel,ES-  
318 > 272.9  
3.630e+005



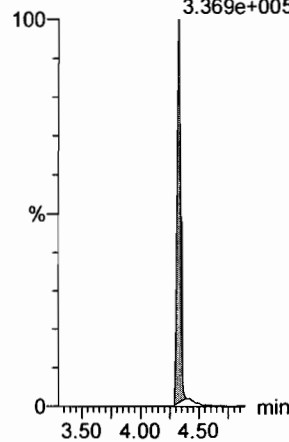
**13C3-PFHxS**

F18:MRM of 1 channel,ES-  
401.9 > 79.9  
1.102e+005



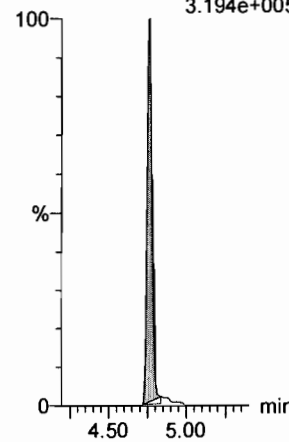
**13C8-PFOA**

F22:MRM of 1 channel,ES-  
421.3 > 376  
3.369e+005



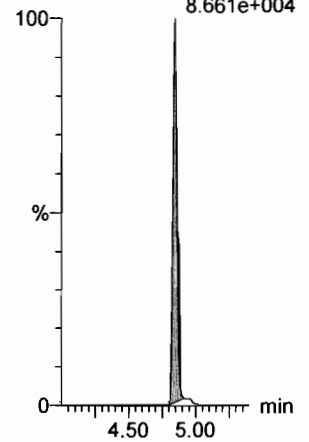
**13C9-PFNA**

F28:MRM of 1 channel,ES-  
472.2 > 426.9  
3.194e+005



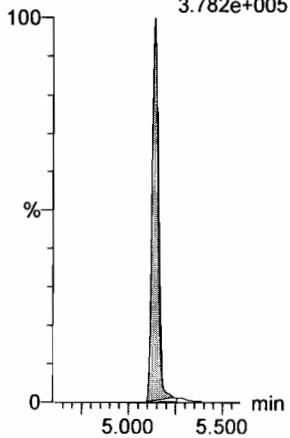
**13C4-PFOS**

F32:MRM of 1 channel,ES-  
503 > 79.9  
8.661e+004



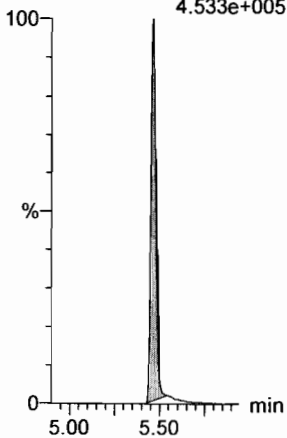
**13C6-PFDA**

F39:MRM of 1 channel,ES-  
519.1 > 473.7  
3.782e+005



**13C7-PFUdA**

F48:MRM of 1 channel,ES-  
570.1 > 524.8  
4.533e+005



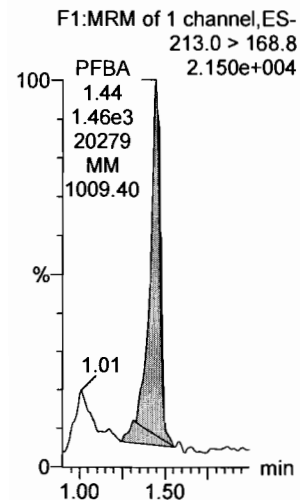
Dataset: F:\Projects\PFAS.PRO\Results\180301M1\180301M1-CRV.qld

Last Altered: Saturday, March 03, 2018 04:46:56 Pacific Standard Time

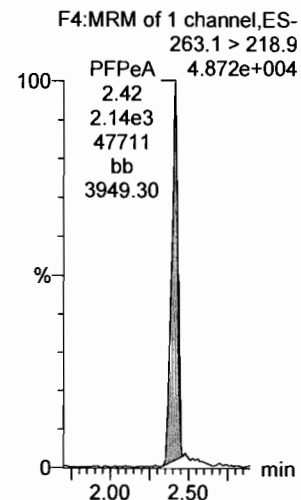
Printed: Saturday, March 03, 2018 04:47:38 Pacific Standard Time

Name: 180301M1\_5, Date: 02-Mar-2018, Time: 01:26:16, ID: ST180301M1-4 PFC CS1 18B2315, Description: PFC CS1 18B2315

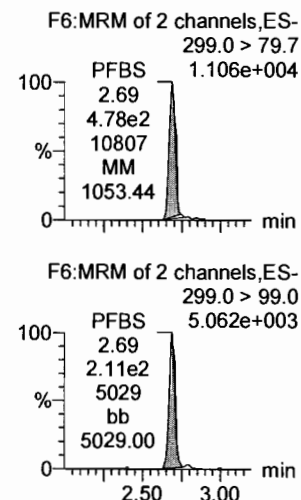
**PFBA**



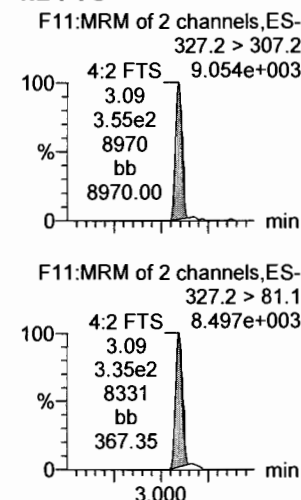
**PFPeA**



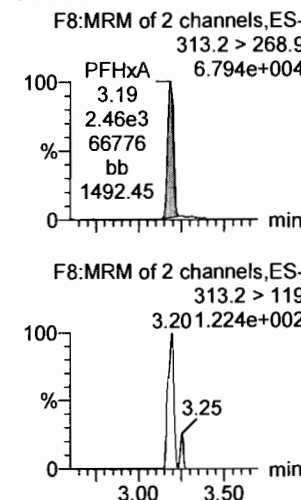
**PFBS**



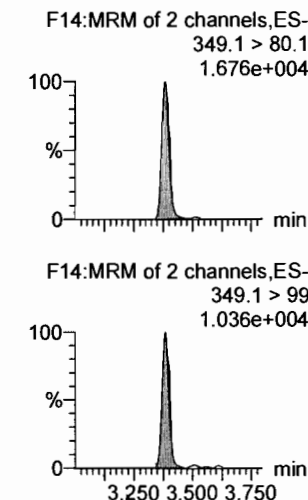
**4:2 FTS**



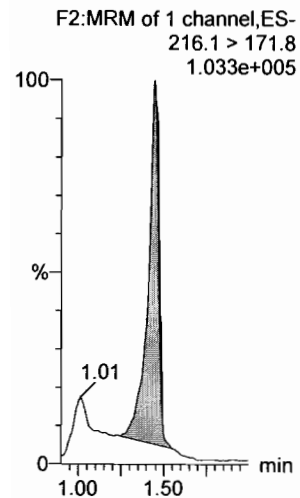
**PFHxA**



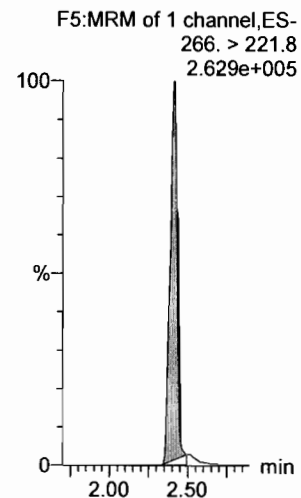
**PFPeS**



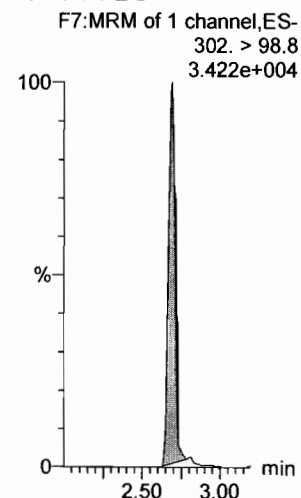
**13C3-PFBA**



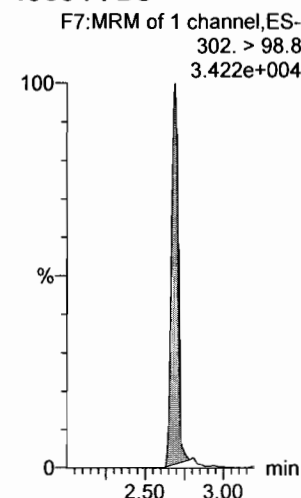
**13C3-PFPeA**



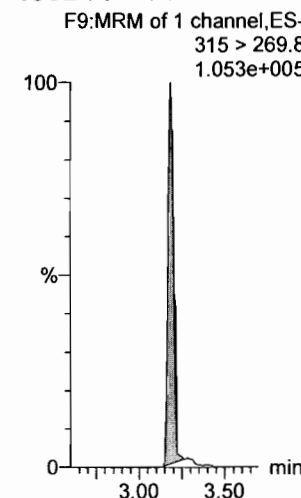
**13C3-PFBS**



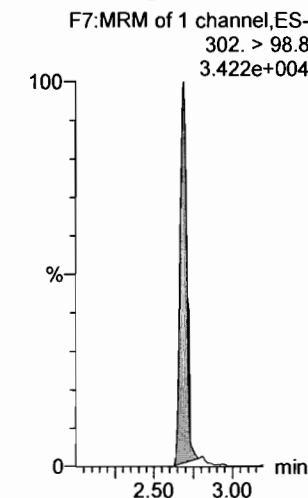
**13C3-PFBS**



**13C2-PFHxA**



**13C3-PFBS**



Dataset: F:\Projects\PFAS.PRO\Results\180301M1\180301M1-CRV.qld

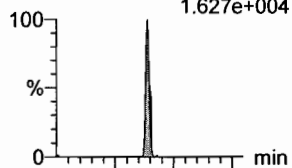
Last Altered: Saturday, March 03, 2018 04:46:56 Pacific Standard Time

Printed: Saturday, March 03, 2018 04:47:38 Pacific Standard Time

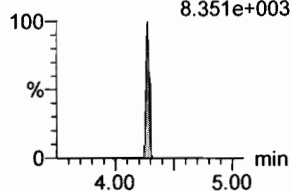
Name: 180301M1\_5, Date: 02-Mar-2018, Time: 01:26:16, ID: ST180301M1-4 PFC CS1 18B2315, Description: PFC CS1 18B2315

**6:2 FTS**

F23:MRM of 2 channels,ES-  
427.1 > 407  
1.627e+004

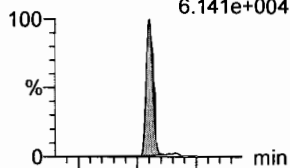


F23:MRM of 2 channels,ES-  
427.1 > 80  
8.351e+003

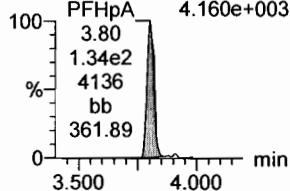


**PFHpa**

F15:MRM of 2 channels,ES-  
363.0 > 318.9  
6.141e+004

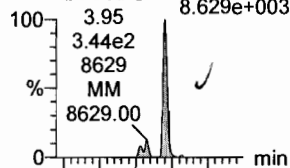


F15:MRM of 2 channels,ES-  
363.0 > 169.0  
4.160e+003

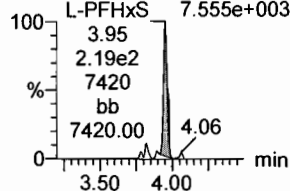


**L-PFHxS**

F17:MRM of 2 channels,ES-  
398.9 > 79.6  
8.629e+003

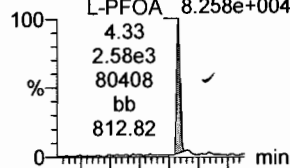


F17:MRM of 2 channels,ES-  
398.9 > 99.0  
7.555e+003

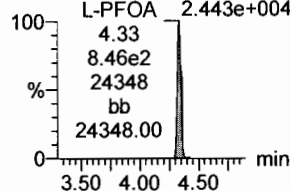


**L-PFOA**

F20:MRM of 2 channels,ES-  
413 > 368.7  
8.258e+004

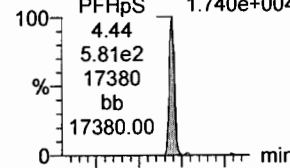


F20:MRM of 2 channels,ES-  
413 > 169  
2.443e+004

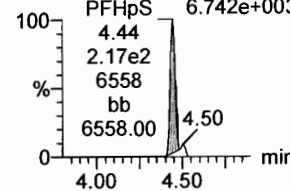


**PFHpS**

F25:MRM of 2 channels,ES-  
449 > 80.0  
1.740e+004

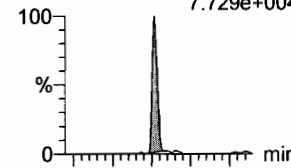


F25:MRM of 2 channels,ES-  
449 > 98.7  
6.742e+003

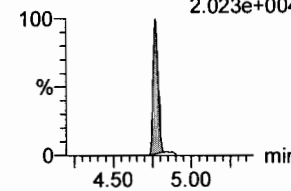


**PFNA**

F26:MRM of 2 channels,ES-  
463.0 > 418.8  
7.729e+004

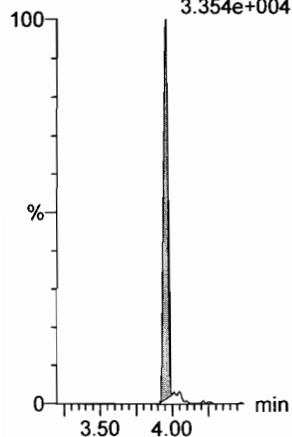


F26:MRM of 2 channels,ES-  
463.0 > 219.0  
2.023e+004



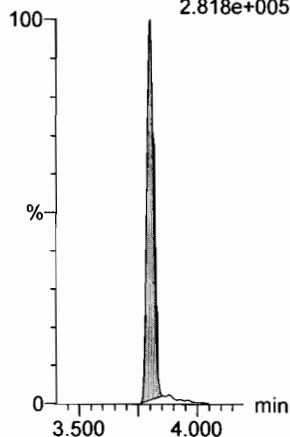
**18O2-PFHxS**

F19:MRM of 1 channel,ES-  
403.0 > 102.6  
3.354e+004




**13C4-PFHpa**

F16:MRM of 1 channel,ES-  
367.2 > 321.8  
2.818e+005



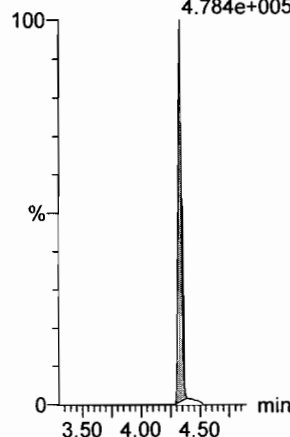
**13C2-PFOA**

F21:MRM of 1 channel,ES-  
414.9 > 369.7  
4.784e+005



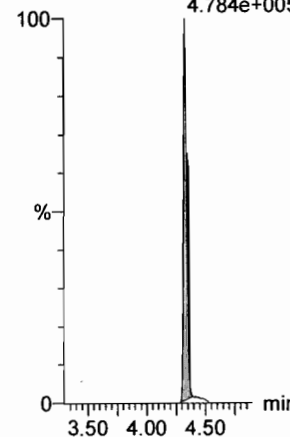
**13C2-PFOA**

F21:MRM of 1 channel,ES-  
414.9 > 369.7  
4.784e+005



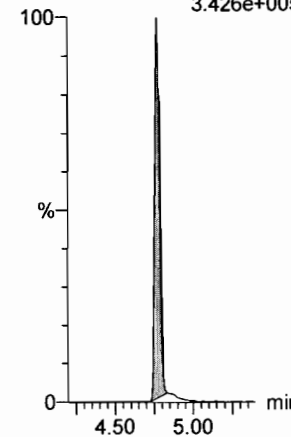
**13C2-PFOA**

F21:MRM of 1 channel,ES-  
414.9 > 369.7  
4.784e+005



**13C5-PFNA**

F27:MRM of 1 channel,ES-  
468.2 > 422.9  
3.426e+005



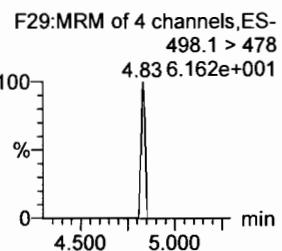
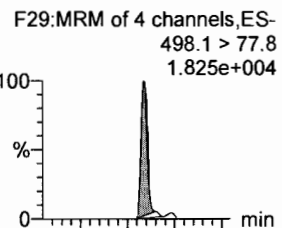
Dataset: F:\Projects\PFAS.PRO\Results\180301M1\180301M1-CRV.qld

Last Altered: Saturday, March 03, 2018 04:46:56 Pacific Standard Time

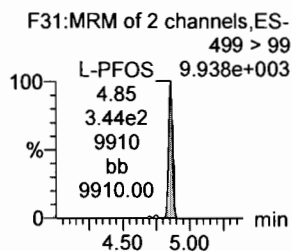
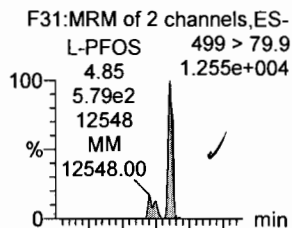
Printed: Saturday, March 03, 2018 04:47:38 Pacific Standard Time

Name: 180301M1\_5, Date: 02-Mar-2018, Time: 01:26:16, ID: ST180301M1-4 PFC CS1 18B2315, Description: PFC CS1 18B2315

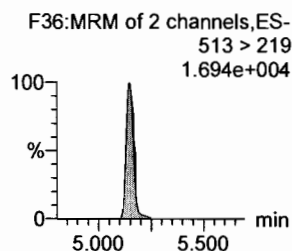
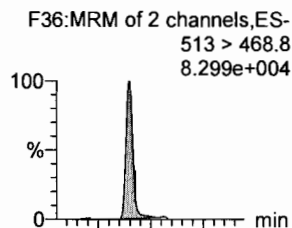
**PFOSA**



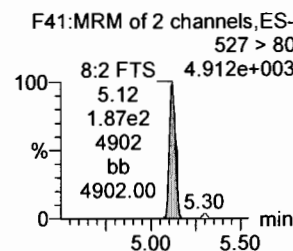
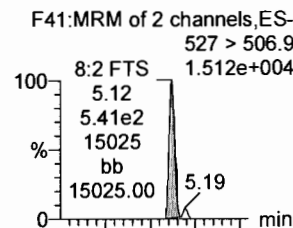
**L-PFOS**



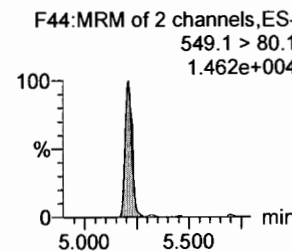
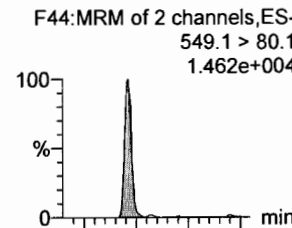
**PFDA**



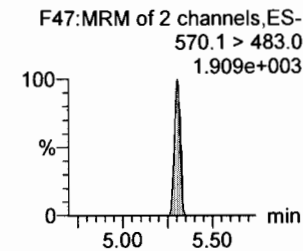
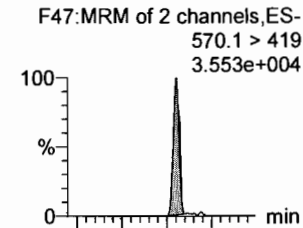
**8:2 FTS**



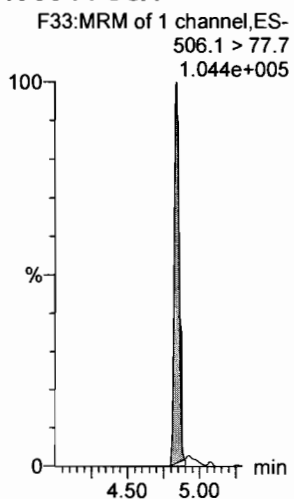
**PFNS**




**N-MeFOSAA**



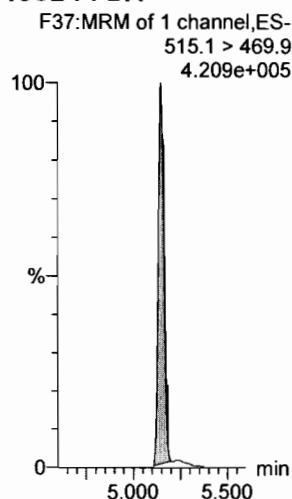
**13C8-PFOSA**



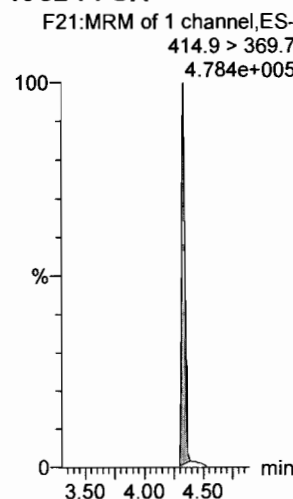
**13C8-PFOS**



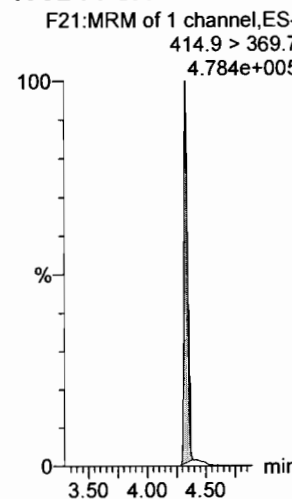
**13C2-PFDA**



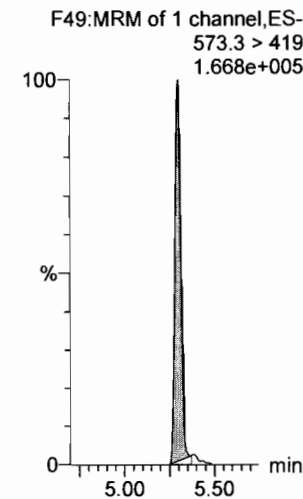
**13C2-PFOA**



**13C2-PFOA**



**d3-N-MeFOSAA**

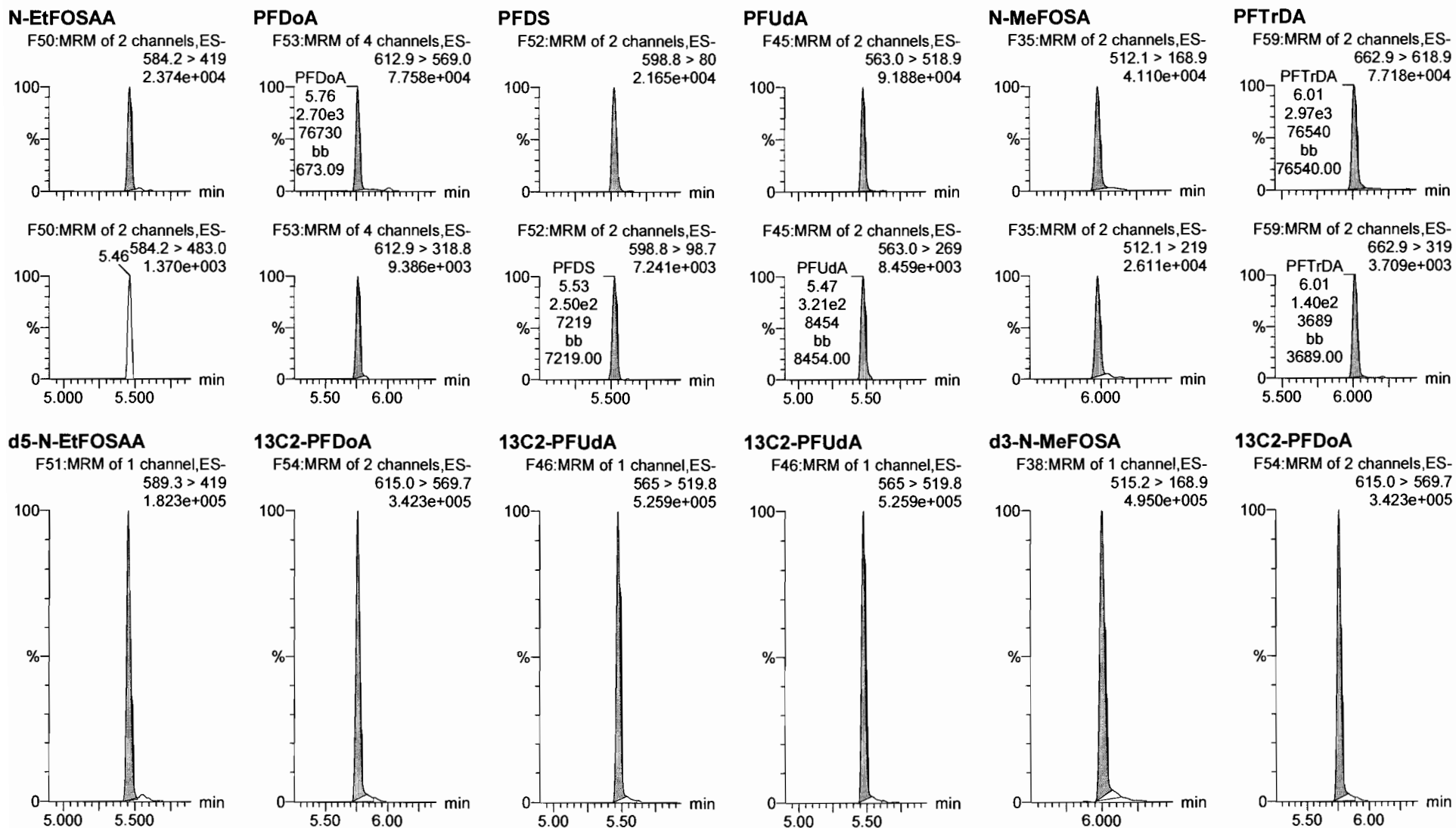




Dataset: F:\Projects\PFAS.PRO\Results\180301M1\180301M1-CRV.qld

Last Altered: Saturday, March 03, 2018 04:46:56 Pacific Standard Time  
Printed: Saturday, March 03, 2018 04:47:38 Pacific Standard Time

Name: 180301M1\_5, Date: 02-Mar-2018, Time: 01:26:16, ID: ST180301M1-4 PFC CS1 18B2315, Description: PFC CS1 18B2315

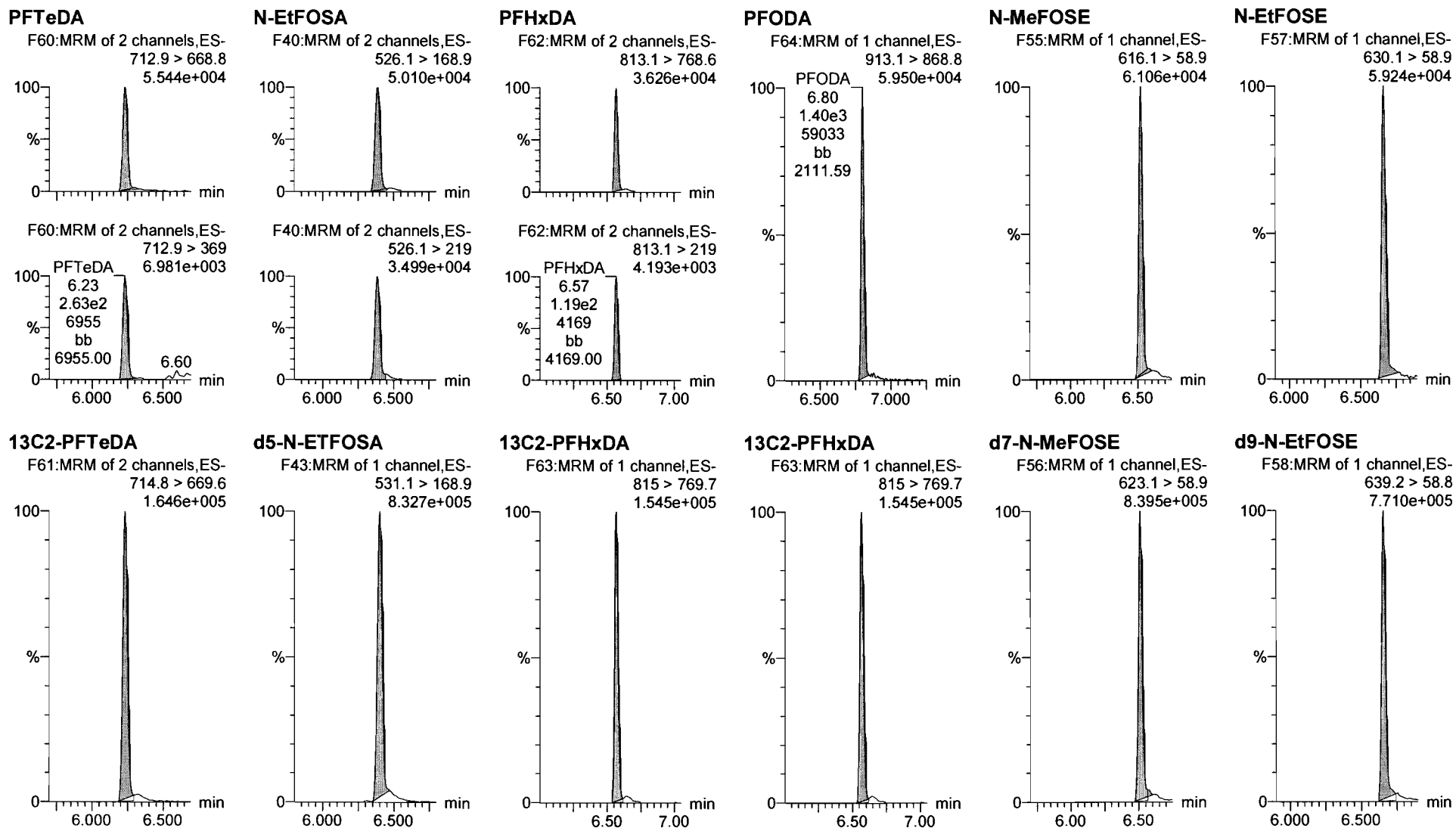


Dataset: F:\Projects\PFAS.PRO\Results\180301M1\180301M1-CRV.qld

Last Altered: Saturday, March 03, 2018 04:46:56 Pacific Standard Time

Printed: Saturday, March 03, 2018 04:47:38 Pacific Standard Time

Name: 180301M1\_5, Date: 02-Mar-2018, Time: 01:26:16, ID: ST180301M1-4 PFC CS1 18B2315, Description: PFC CS1 18B2315



Dataset: F:\Projects\PFAS.PRO\Results\180301M1\180301M1-CRV.qld

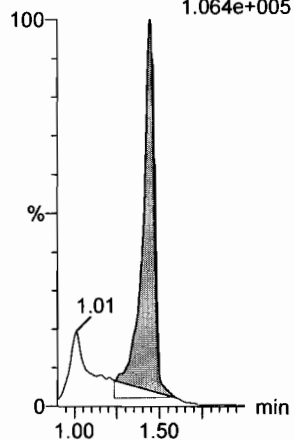
Last Altered: Saturday, March 03, 2018 04:46:56 Pacific Standard Time

Printed: Saturday, March 03, 2018 04:47:38 Pacific Standard Time

Name: 180301M1\_5, Date: 02-Mar-2018, Time: 01:26:16, ID: ST180301M1-4 PFC CS1 18B2315, Description: PFC CS1 18B2315

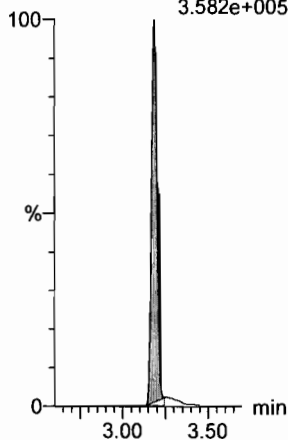
**13C4-PFBA**

F3:MRM of 1 channel,ES-  
217. > 171.8  
1.064e+005



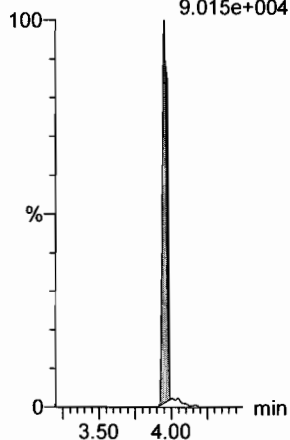
**13C5-PFHxA**

F10:MRM of 1 channel,ES-  
318 > 272.9  
3.582e+005



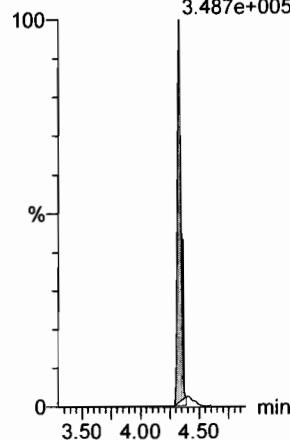
**13C3-PFHxS**

F18:MRM of 1 channel,ES-  
401.9 > 79.9  
9.015e+004



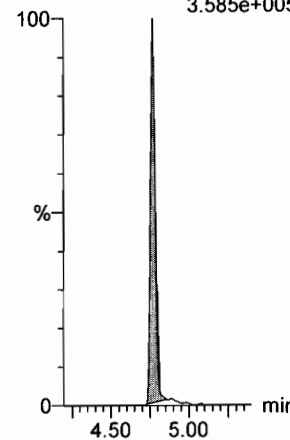
**13C8-PFOA**

F22:MRM of 1 channel,ES-  
421.3 > 376  
3.487e+005



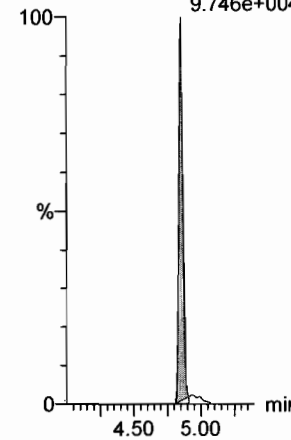
**13C9-PFNA**

F28:MRM of 1 channel,ES-  
472.2 > 426.9  
3.585e+005



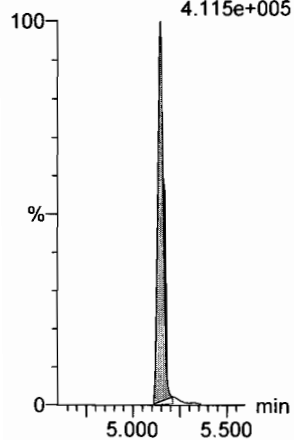
**13C4-PFOS**

F32:MRM of 1 channel,ES-  
503 > 79.9  
9.746e+004



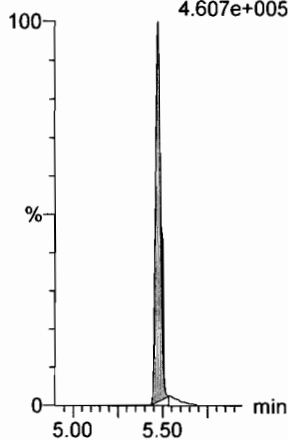
**13C6-PFDA**

F39:MRM of 1 channel,ES-  
519.1 > 473.7  
4.115e+005



**13C7-PFUdA**

F48:MRM of 1 channel,ES-  
570.1 > 524.8  
4.607e+005



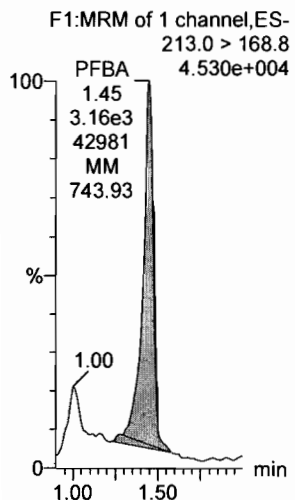
Dataset: F:\Projects\PFAS.PRO\Results\180301M1\180301M1-CRV.qld

Last Altered: Saturday, March 03, 2018 04:46:56 Pacific Standard Time

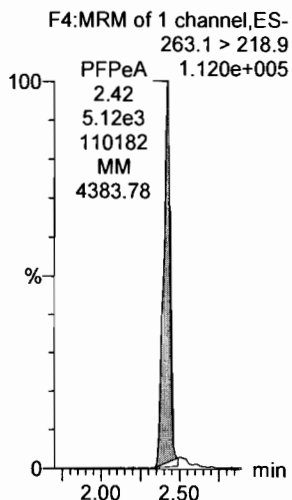
Printed: Saturday, March 03, 2018 04:47:38 Pacific Standard Time

Name: 180301M1\_6, Date: 02-Mar-2018, Time: 01:37:43, ID: ST180301M1-5 PFC CS2 18B2316, Description: PFC CS2 18B2316

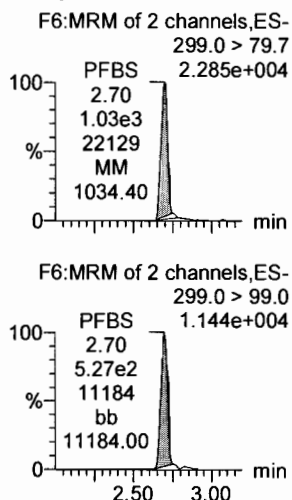
**PFBA**



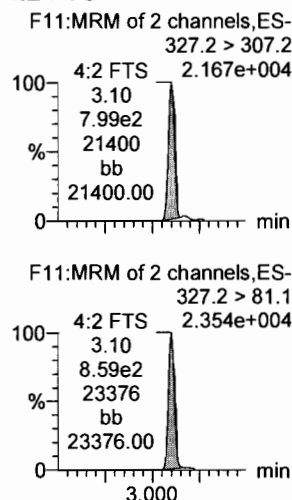
**PFPeA**



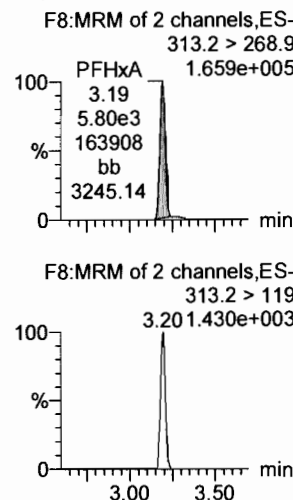
**PFBS**



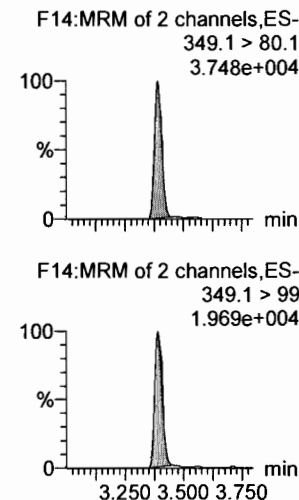
**4:2 FTS**



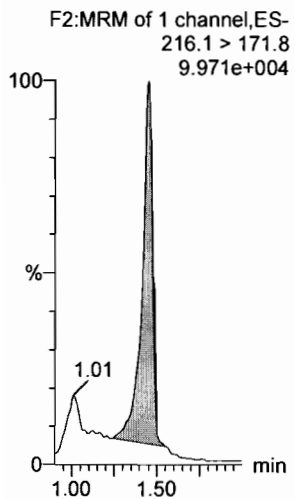
**PFHxA**



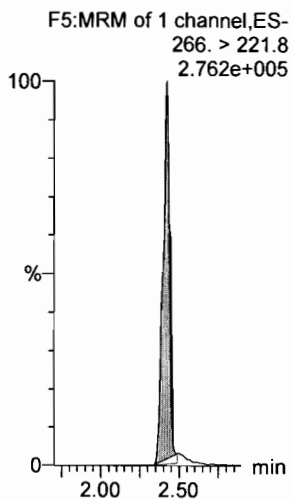
**PFPeS**



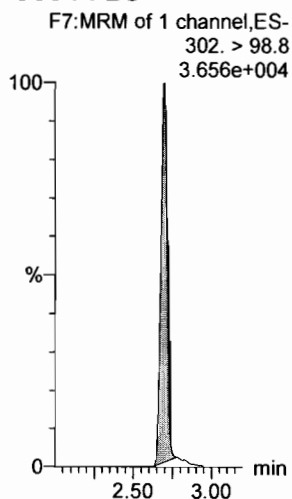
**13C3-PFBA**



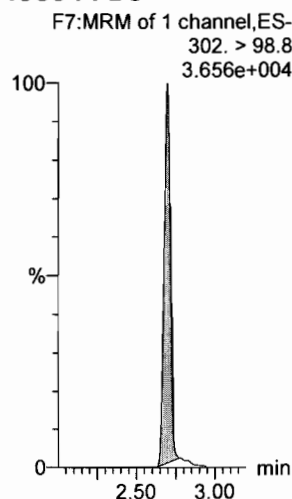
**13C3-PFPeA**



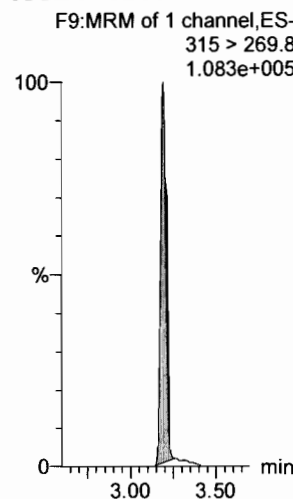
**13C3-PFBS**



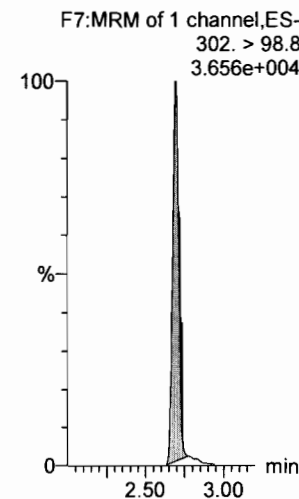
**13C3-PFBS**



**13C2-PFHxA**



**13C3-PFBS**



Dataset: F:\Projects\PFAS.PRO\Results\180301M1\180301M1-CRV.qld

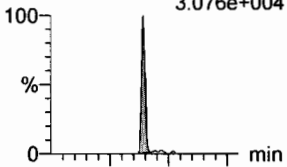
Last Altered: Saturday, March 03, 2018 04:46:56 Pacific Standard Time

Printed: Saturday, March 03, 2018 04:47:38 Pacific Standard Time

Name: 180301M1\_6, Date: 02-Mar-2018, Time: 01:37:43, ID: ST180301M1-5 PFC CS2 18B2316, Description: PFC CS2 18B2316

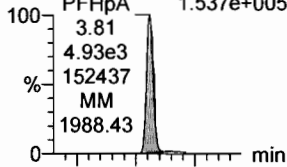
6:2 FTS

F23:MRM of 2 channels,ES-  
427.1 > 407  
3.076e+004



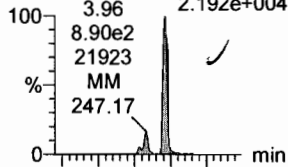
PFHpA

F15:MRM of 2 channels,ES-  
363.0 > 318.9  
1.537e+005



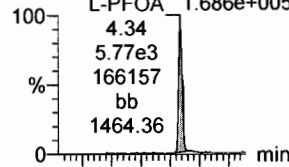
L-PFHxS

F17:MRM of 2 channels,ES-  
L-PFHxS 398.9 > 79.6  
2.192e+004



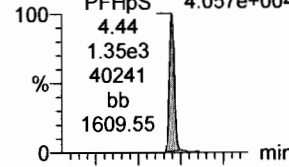
L-PFOA

F20:MRM of 2 channels,ES-  
413 > 368.7  
1.686e+005



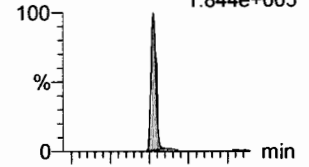
PFHpS

F25:MRM of 2 channels,ES-  
449 > 80.0  
4.057e+004

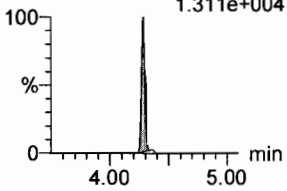


PFNA

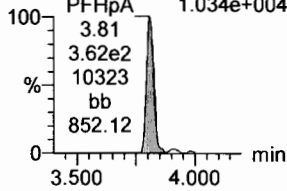
F26:MRM of 2 channels,ES-  
463.0 > 418.8  
1.844e+005



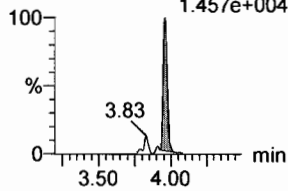
F23:MRM of 2 channels,ES-  
427.1 > 80  
1.311e+004



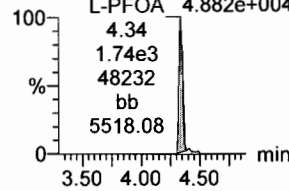
F15:MRM of 2 channels,ES-  
363.0 > 169.0  
1.034e+004



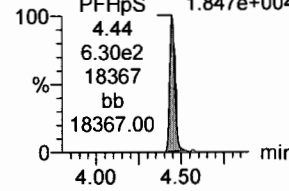
F17:MRM of 2 channels,ES-  
398.9 > 99.0  
1.457e+004



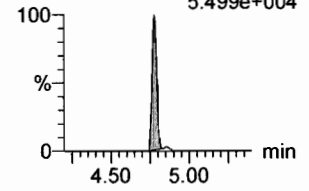
F20:MRM of 2 channels,ES-  
413 > 169  
4.882e+004



F25:MRM of 2 channels,ES-  
449 > 98.7  
1.847e+004

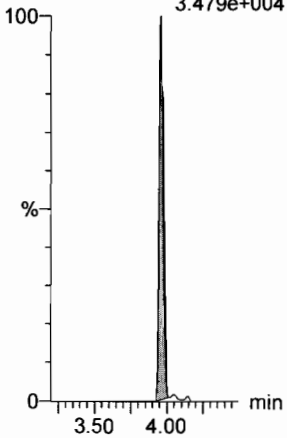


F26:MRM of 2 channels,ES-  
463.0 > 219.0  
5.499e+004



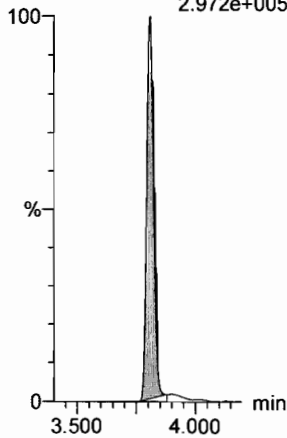
18O2-PFHxS

F19:MRM of 1 channel,ES-  
403.0 > 102.6  
3.479e+004



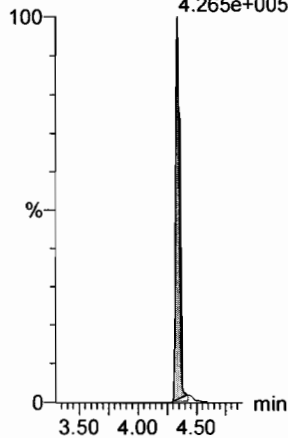
13C4-PFHpA

F16:MRM of 1 channel,ES-  
367.2 > 321.8  
2.972e+005



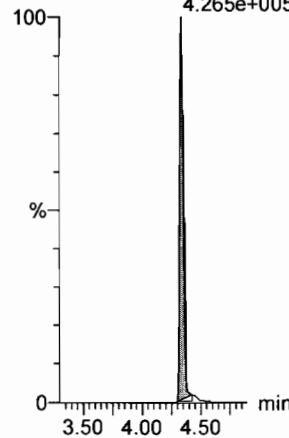
13C2-PFOA

F21:MRM of 1 channel,ES-  
414.9 > 369.7  
4.265e+005



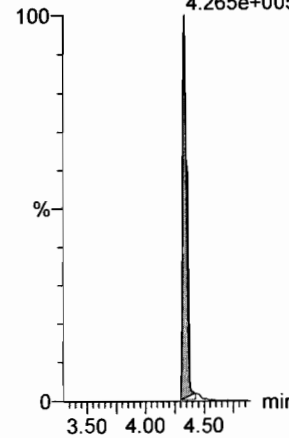
13C2-PFOA

F21:MRM of 1 channel,ES-  
414.9 > 369.7  
4.265e+005



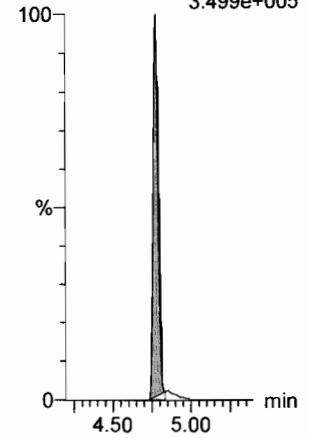
13C2-PFOA

F21:MRM of 1 channel,ES-  
414.9 > 369.7  
4.265e+005



13C5-PFNA

F27:MRM of 1 channel,ES-  
468.2 > 422.9  
3.499e+005



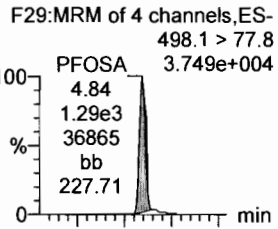
Dataset: F:\Projects\PFAS.PRO\Results\180301M1\180301M1-CRV.qld

Last Altered: Saturday, March 03, 2018 04:46:56 Pacific Standard Time

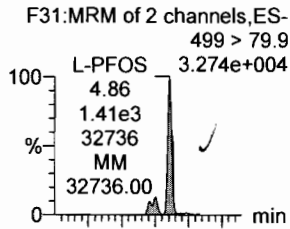
Printed: Saturday, March 03, 2018 04:47:38 Pacific Standard Time

Name: 180301M1\_6, Date: 02-Mar-2018, Time: 01:37:43, ID: ST180301M1-5 PFC CS2 18B2316, Description: PFC CS2 18B2316

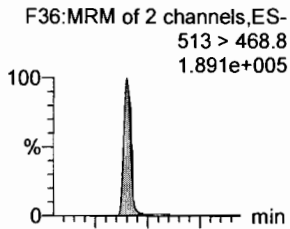
**PFOSA**



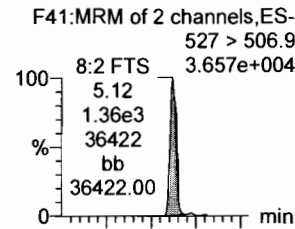
**L-PFOS**



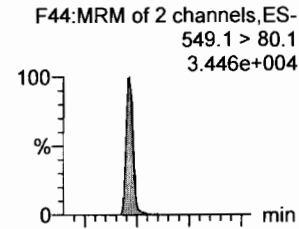
**PFDA**



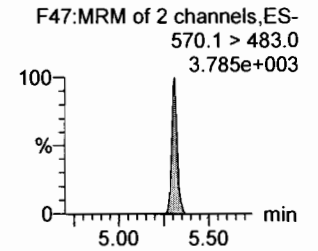
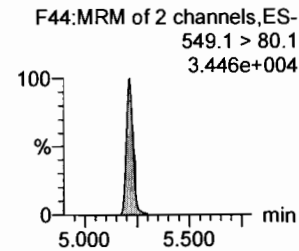
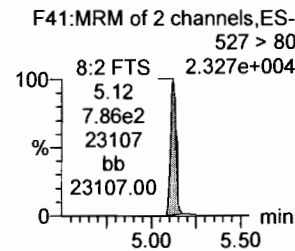
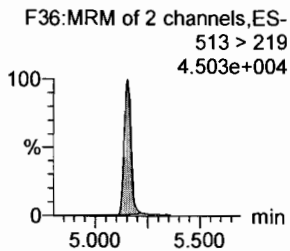
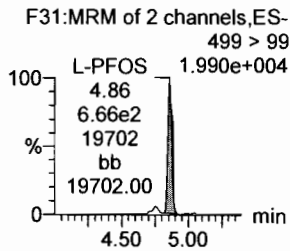
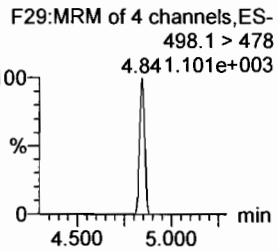
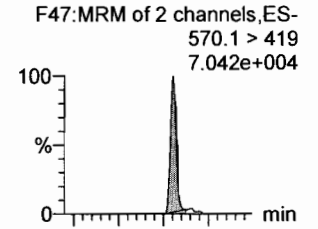
**8:2 FTS**



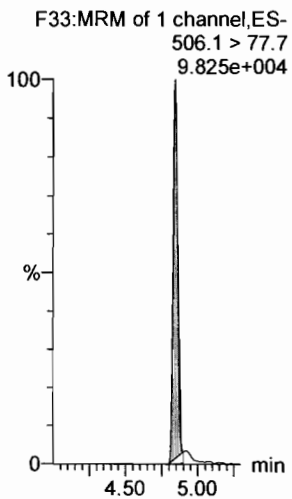
**PFNS**



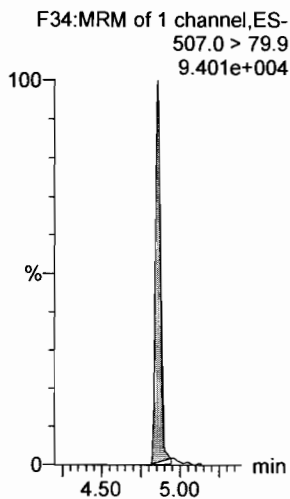
**N-MeFOSAA**



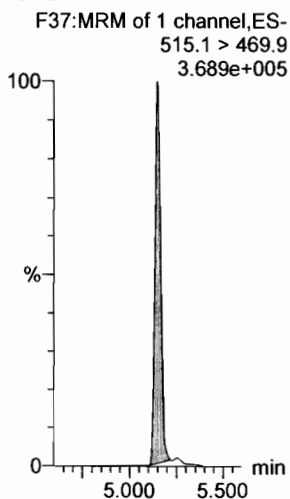
**13C8-PFOSA**



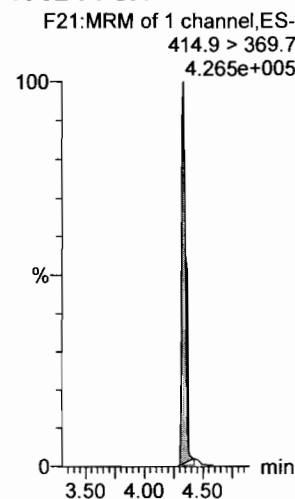
**13C8-PFOS**



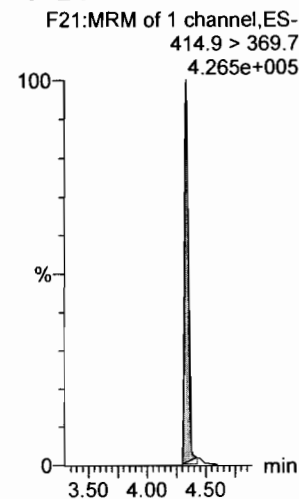
**13C2-PFDA**



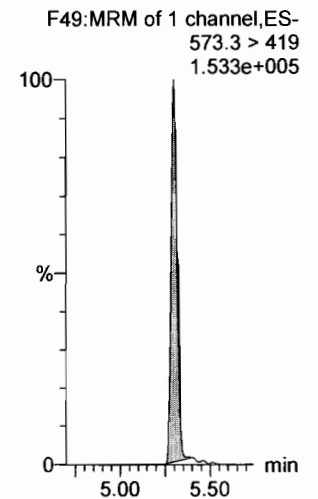
**13C2-PFOA**



**13C2-PFOA**



**d3-N-MeFOSAA**



Dataset: F:\Projects\PFAS.PRO\Results\180301M1\180301M1-CRV.qld

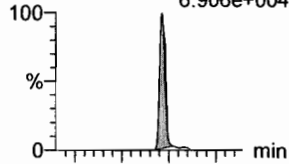
Last Altered: Saturday, March 03, 2018 04:46:56 Pacific Standard Time

Printed: Saturday, March 03, 2018 04:47:38 Pacific Standard Time

Name: 180301M1\_6, Date: 02-Mar-2018, Time: 01:37:43, ID: ST180301M1-5 PFC CS2 18B2316, Description: PFC CS2 18B2316

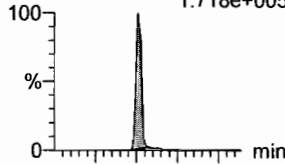
**N-EtFOSAA**

F50:MRM of 2 channels,ES-  
584.2 > 419  
6.906e+004



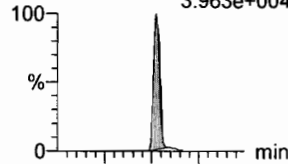
**PFDoA**

F53:MRM of 4 channels,ES-  
612.9 > 569.0  
1.718e+005



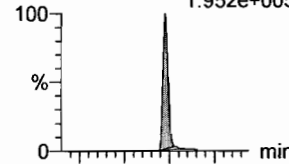
**PFDS**

F52:MRM of 2 channels,ES-  
598.8 > 80  
3.963e+004



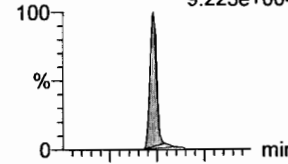
**PFUdA**

F45:MRM of 2 channels,ES-  
563.0 > 518.9  
1.952e+005



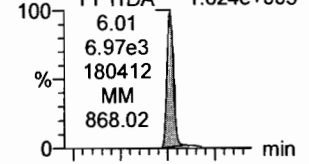
**N-MeFOSA**

F35:MRM of 2 channels,ES-  
512.1 > 168.9  
9.223e+004

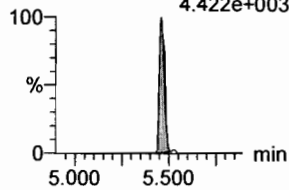


**PFTrDA**

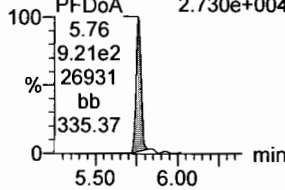
F59:MRM of 2 channels,ES-  
662.9 > 618.9  
1.824e+005



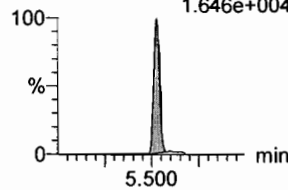
F50:MRM of 2 channels,ES-  
584.2 > 483.0  
4.422e+003



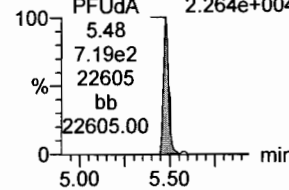
F53:MRM of 4 channels,ES-  
612.9 > 318.8  
2.730e+004



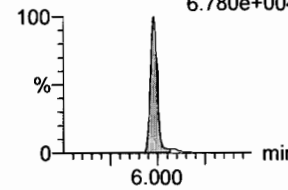
F52:MRM of 2 channels,ES-  
598.8 > 98.7  
1.646e+004



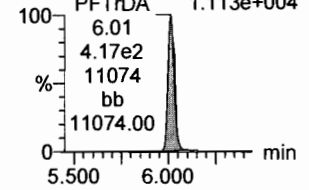
F45:MRM of 2 channels,ES-  
563.0 > 269  
2.264e+004



F35:MRM of 2 channels,ES-  
512.1 > 219  
6.780e+004

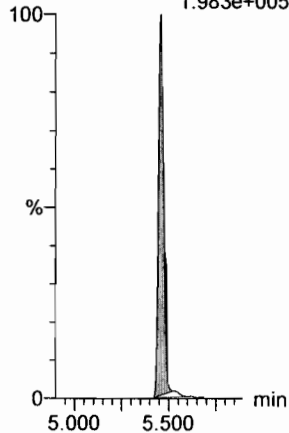


F59:MRM of 2 channels,ES-  
662.9 > 319  
1.113e+004



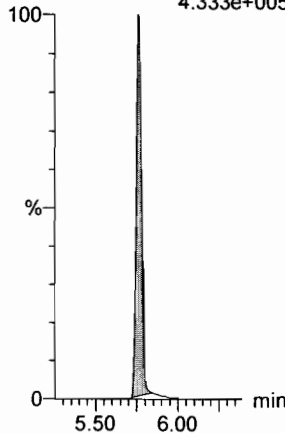
**d5-N-EtFOSAA**

F51:MRM of 1 channel,ES-  
589.3 > 419  
1.983e+005



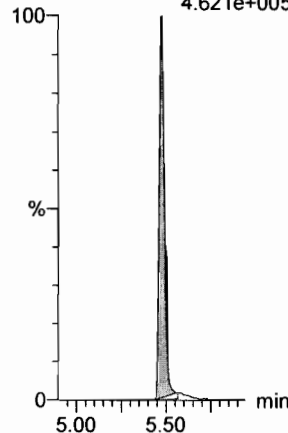
**13C2-PFDoA**

F54:MRM of 2 channels,ES-  
615.0 > 569.7  
4.333e+005



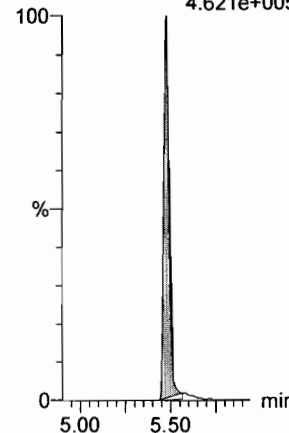
**13C2-PFUdA**

F46:MRM of 1 channel,ES-  
565 > 519.8  
4.621e+005



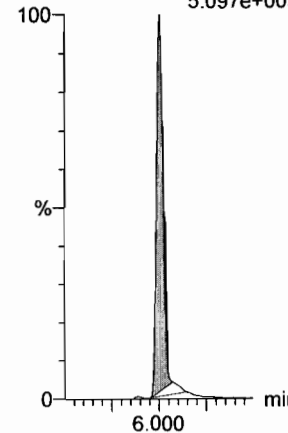
**13C2-PFUdA**

F46:MRM of 1 channel,ES-  
565 > 519.8  
4.621e+005



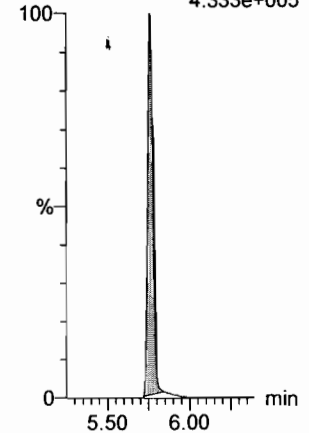
**d3-N-MeFOSA**

F38:MRM of 1 channel,ES-  
515.2 > 168.9  
5.097e+005



**13C2-PFDoA**

F54:MRM of 2 channels,ES-  
615.0 > 569.7  
4.333e+005



Dataset: F:\Projects\PFAS.PRO\Results\180301M1\180301M1-CRV.qld

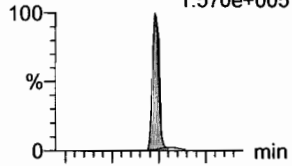
Last Altered: Saturday, March 03, 2018 04:46:56 Pacific Standard Time

Printed: Saturday, March 03, 2018 04:47:38 Pacific Standard Time

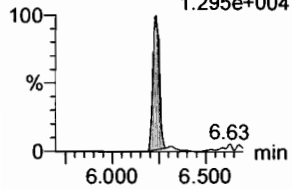
Name: 180301M1\_6, Date: 02-Mar-2018, Time: 01:37:43, ID: ST180301M1-5 PFC CS2 18B2316, Description: PFC CS2 18B2316

**PFTeDA**

F60:MRM of 2 channels,ES-  
712.9 > 668.8  
1.570e+005

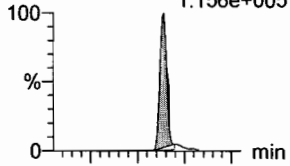


F60:MRM of 2 channels,ES-  
712.9 > 369  
1.295e+004

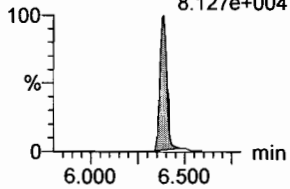


**N-EtFOSA**

F40:MRM of 2 channels,ES-  
526.1 > 168.9  
1.156e+005

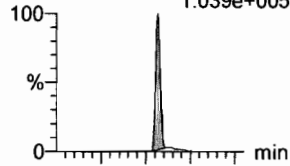


F40:MRM of 2 channels,ES-  
526.1 > 219  
8.127e+004

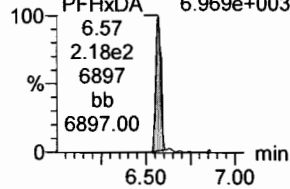


**PFHxDA**

F62:MRM of 2 channels,ES-  
813.1 > 768.6  
1.039e+005

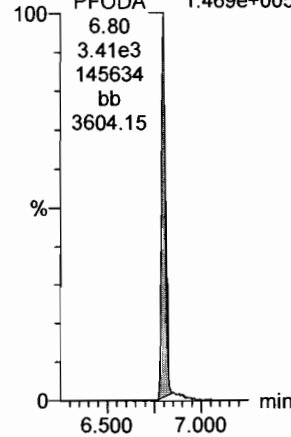


F62:MRM of 2 channels,ES-  
813.1 > 219  
6.969e+003



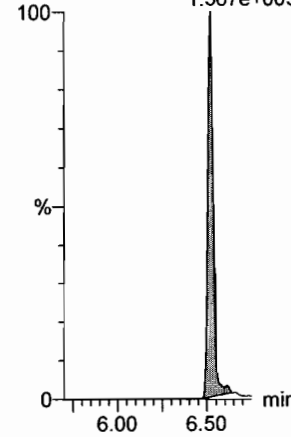
**PFODA**

F64:MRM of 1 channel,ES-  
913.1 > 868.8  
1.469e+005



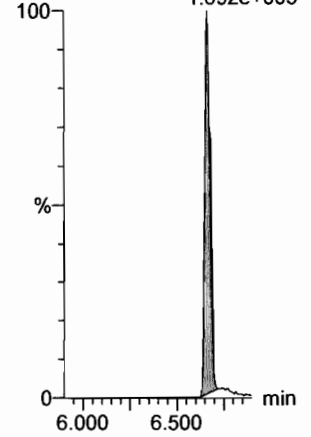
**N-MeFOSE**

F55:MRM of 1 channel,ES-  
616.1 > 58.9  
1.567e+005



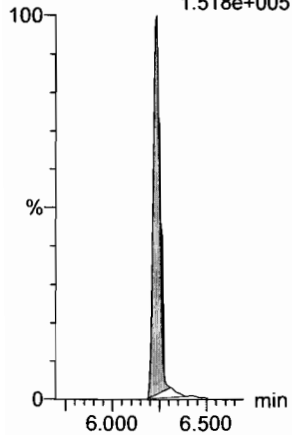
**N-EtFOSE**

F57:MRM of 1 channel,ES-  
630.1 > 58.9  
1.692e+005



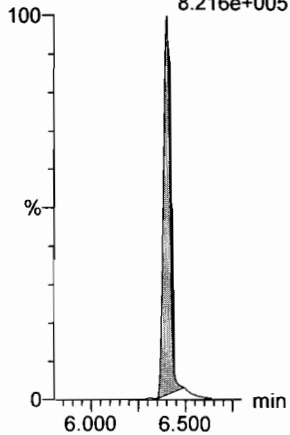
**13C2-PFTeDA**

F61:MRM of 2 channels,ES-  
714.8 > 669.6  
1.518e+005



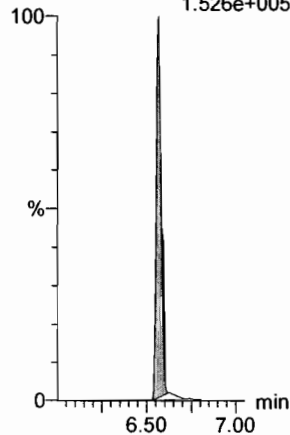
**d5-N-ETFOSA**

F43:MRM of 1 channel,ES-  
531.1 > 168.9  
8.216e+005



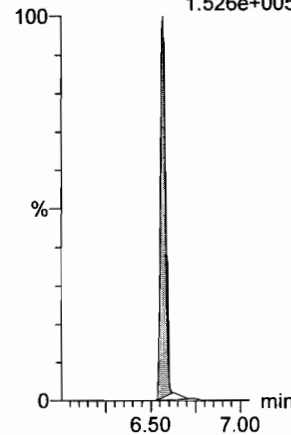
**13C2-PFHxDA**

F63:MRM of 1 channel,ES-  
815 > 769.7  
1.526e+005



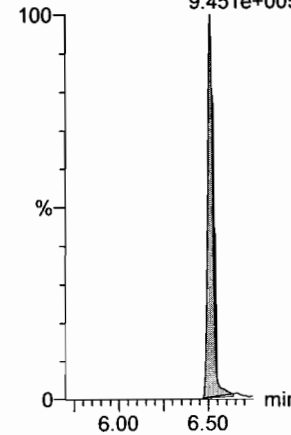
**13C2-PFHxDA**

F63:MRM of 1 channel,ES-  
815 > 769.7  
1.526e+005



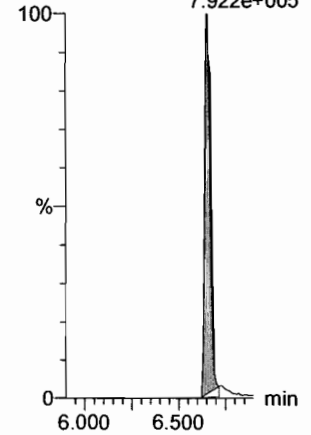
**d7-N-MeFOSE**

F56:MRM of 1 channel,ES-  
623.1 > 58.9  
9.451e+005



**d9-N-EtFOSE**

F58:MRM of 1 channel,ES-  
639.2 > 58.8  
7.922e+005



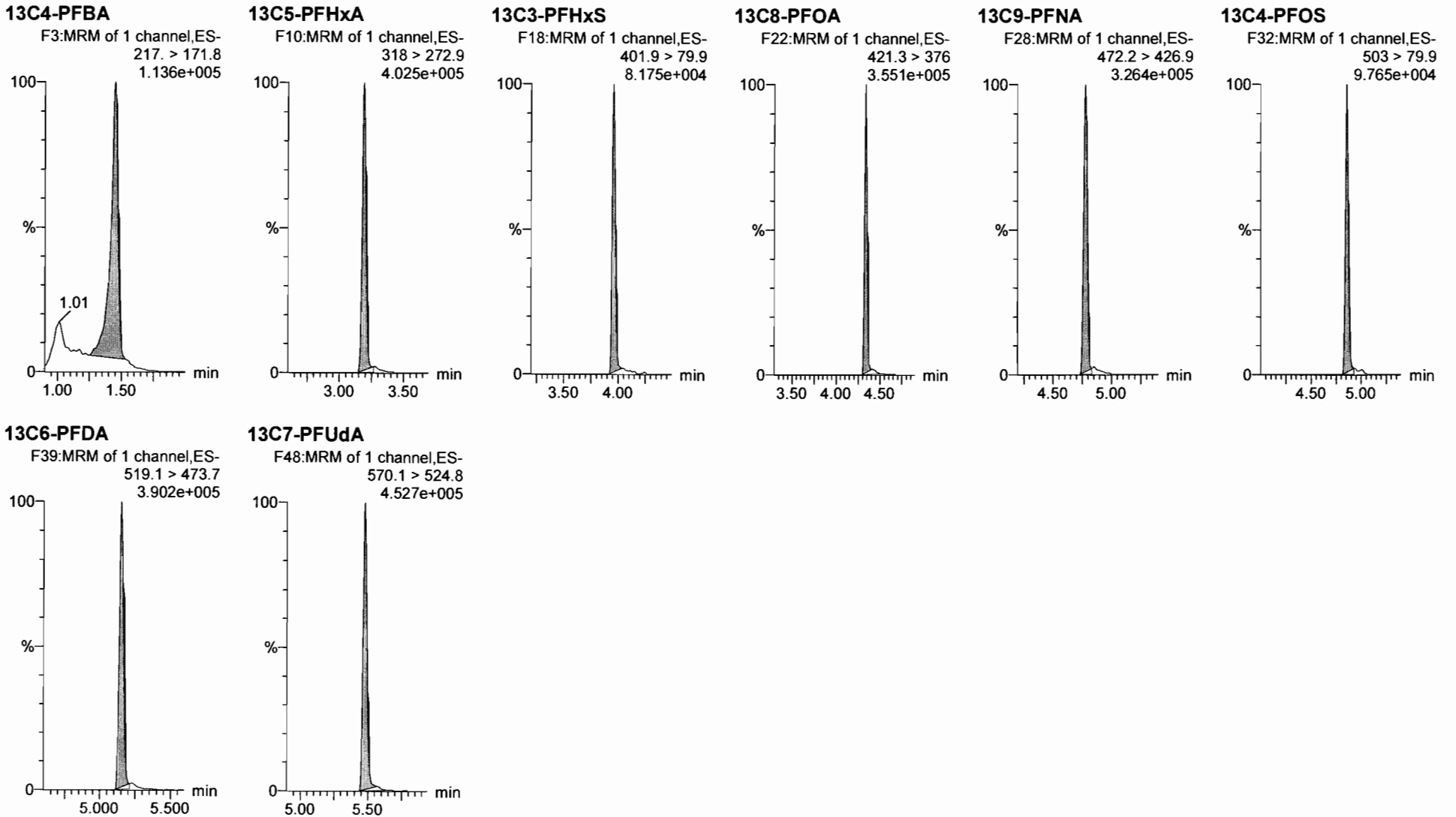


Dataset: F:\Projects\PFAS.PRO\Results\180301M1\180301M1-CRV.qld

Last Altered: Saturday, March 03, 2018 04:46:56 Pacific Standard Time

Printed: Saturday, March 03, 2018 04:47:38 Pacific Standard Time

Name: 180301M1\_6, Date: 02-Mar-2018, Time: 01:37:43, ID: ST180301M1-5 PFC CS2 18B2316, Description: PFC CS2 18B2316

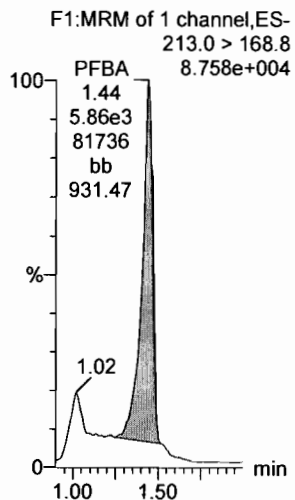


Dataset: F:\Projects\PFAS.PRO\Results\180301M1\180301M1-CRV.qld

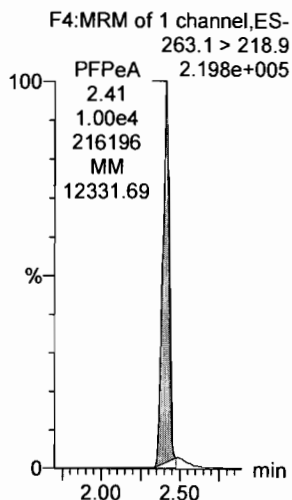
Last Altered: Saturday, March 03, 2018 04:59:10 Pacific Standard Time  
Printed: Saturday, March 03, 2018 04:59:27 Pacific Standard Time

Name: 180301M1\_7, Date: 02-Mar-2018, Time: 01:49:10, ID: ST180301M1-6 PFC CS3 18B2317, Description: PFC CS3 18B2317

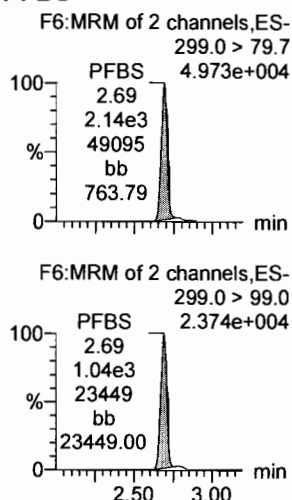
**PFBA**



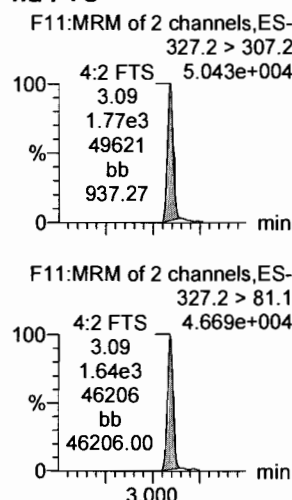
**PFPeA**



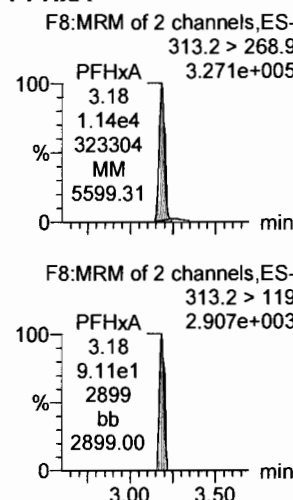
**PFBS**



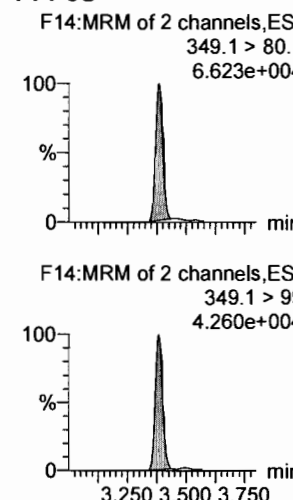
**4:2 FTS**



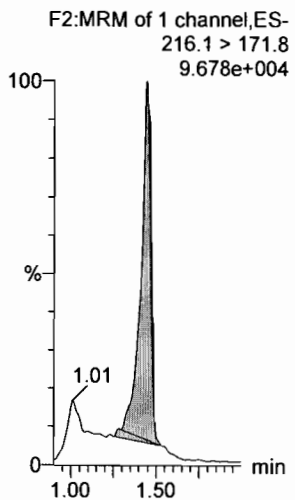
**PFHxA**



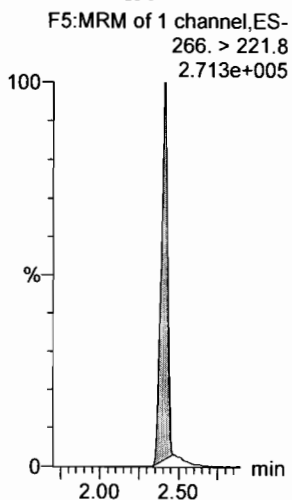
**PFPeS**



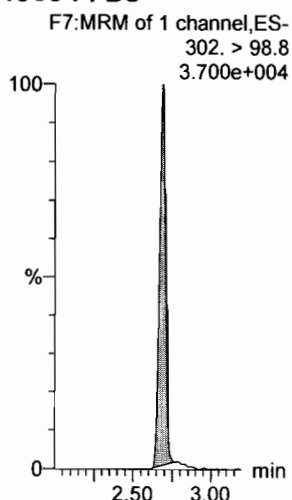
**13C3-PFBA**



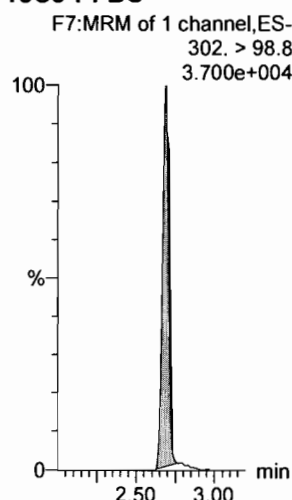
**13C3-PFPeA**



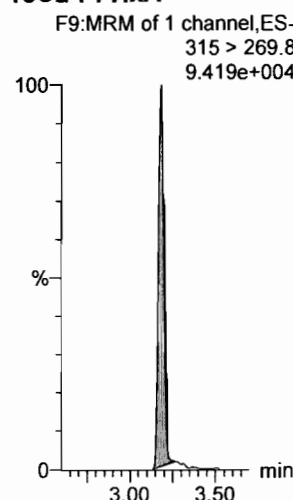
**13C3-PFBS**



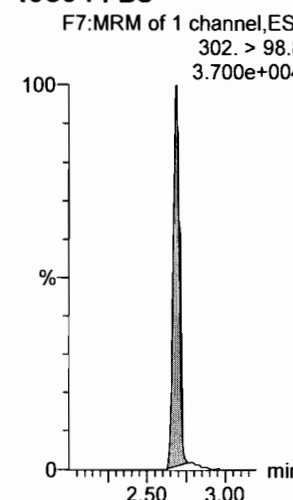
**13C3-PFBS**



**13C2-PFHxA**



**13C3-PFBS**



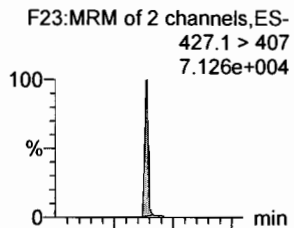
Dataset: F:\Projects\PFAS.PRO\Results\180301M1\180301M1-CRV.qld

Last Altered: Saturday, March 03, 2018 04:59:10 Pacific Standard Time

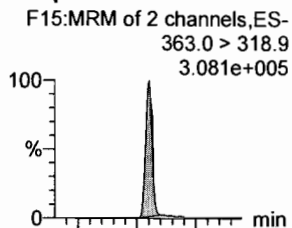
Printed: Saturday, March 03, 2018 04:59:27 Pacific Standard Time

Name: 180301M1\_7, Date: 02-Mar-2018, Time: 01:49:10, ID: ST180301M1-6 PFC CS3 18B2317, Description: PFC CS3 18B2317

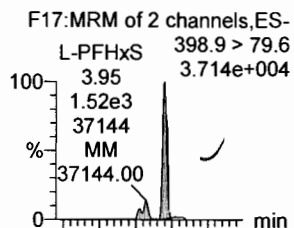
6:2 FTS



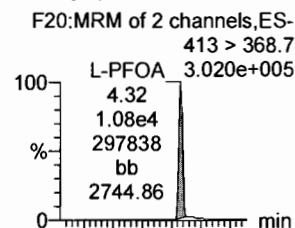
PFHpA



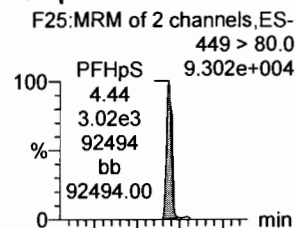
L-PFHxS



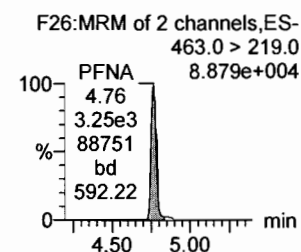
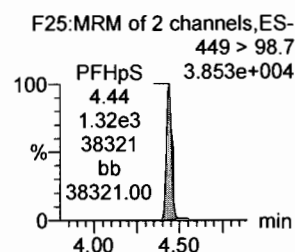
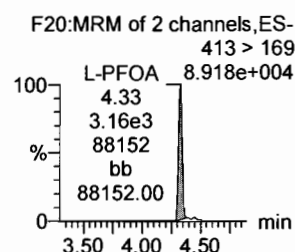
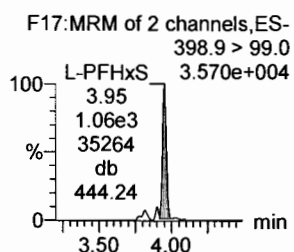
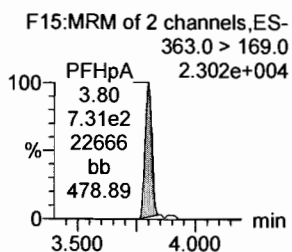
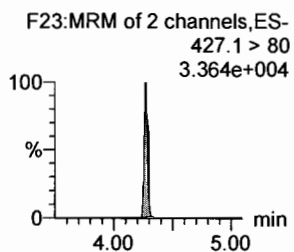
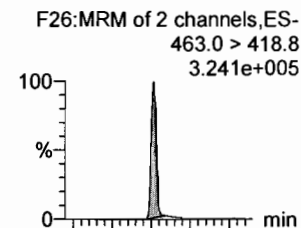
L-PFOA



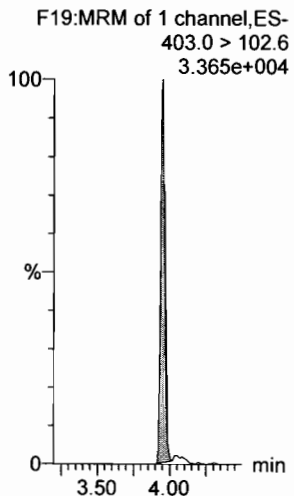
PFHpS



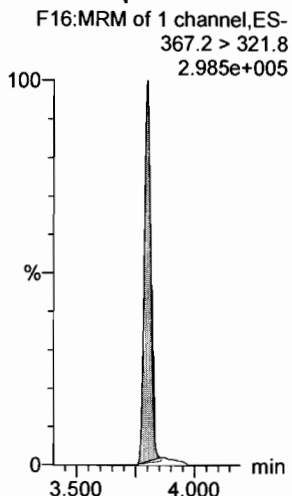
PFNA




1802-PFHxS



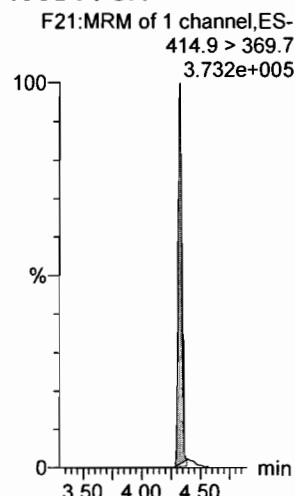
13C4-PFHpA



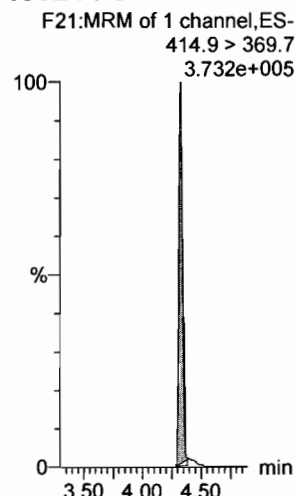
13C2-PFOA



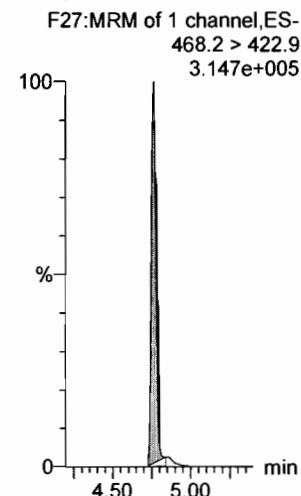
13C2-PFOA



13C2-PFOA



13C5-PFNA

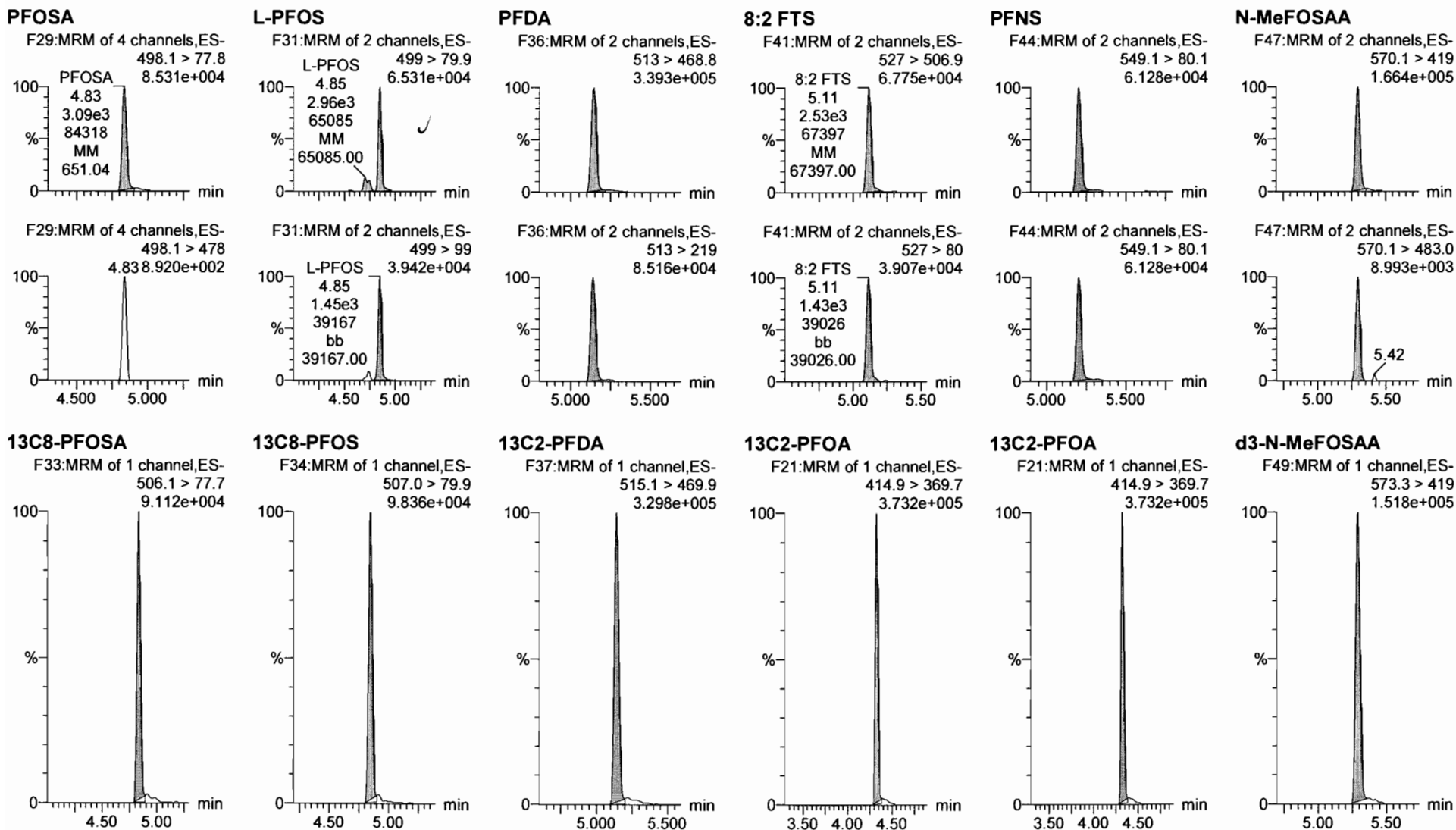


Dataset: F:\Projects\PFAS.PRO\Results\180301M1\180301M1-CRV.qld

Last Altered: Saturday, March 03, 2018 04:59:10 Pacific Standard Time

Printed: Saturday, March 03, 2018 04:59:27 Pacific Standard Time

Name: 180301M1\_7, Date: 02-Mar-2018, Time: 01:49:10, ID: ST180301M1-6 PFC CS3 18B2317, Description: PFC CS3 18B2317



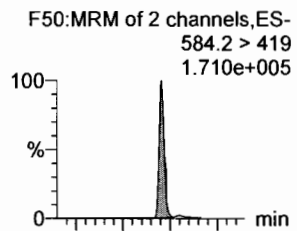
Dataset: F:\Projects\PFAS.PRO\Results\180301M1\180301M1-CRV.qld

Last Altered: Saturday, March 03, 2018 04:59:10 Pacific Standard Time

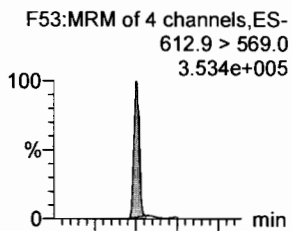
Printed: Saturday, March 03, 2018 04:59:27 Pacific Standard Time

Name: 180301M1\_7, Date: 02-Mar-2018, Time: 01:49:10, ID: ST180301M1-6 PFC CS3 18B2317, Description: PFC CS3 18B2317

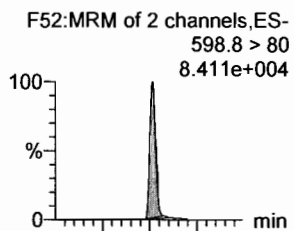
**N-EtFOSAA**



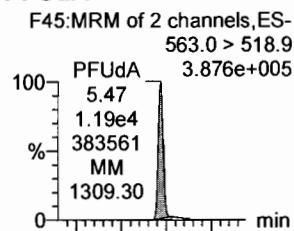
**PFDoA**



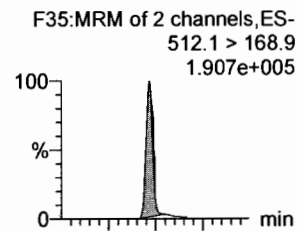
**PFDS**



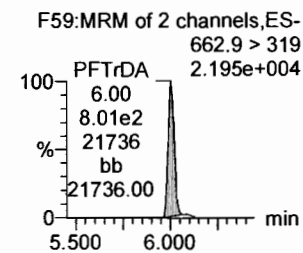
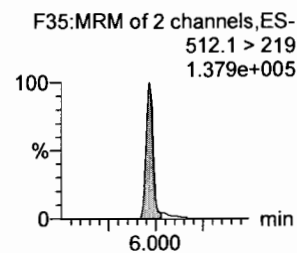
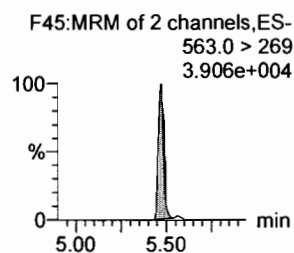
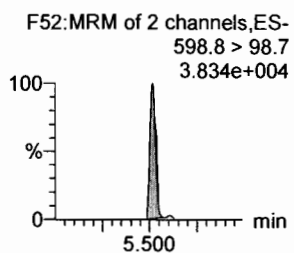
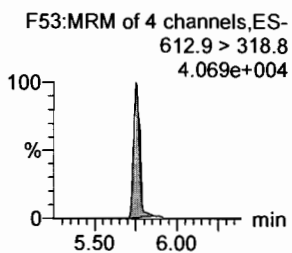
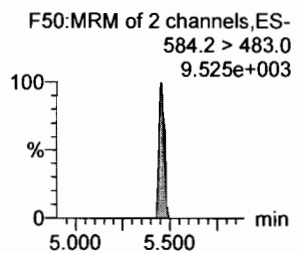
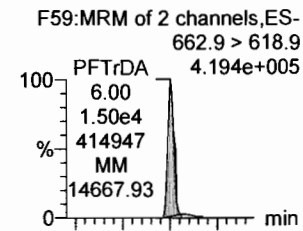
**PFUdA**




**N-MeFOSA**



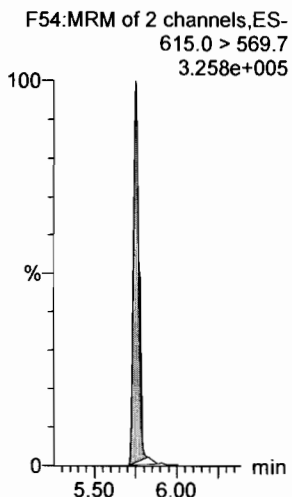
**PFTrDA**



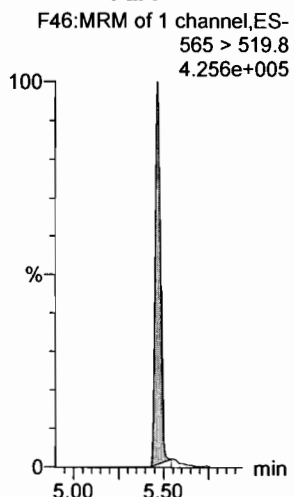
**d5-N-EtFOSAA**



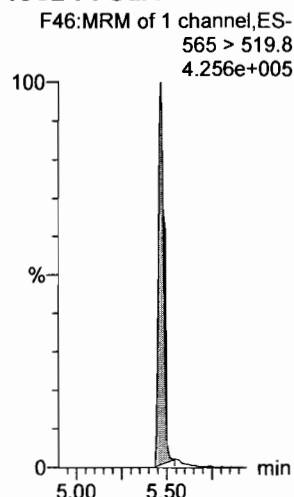
**13C2-PFDoA**



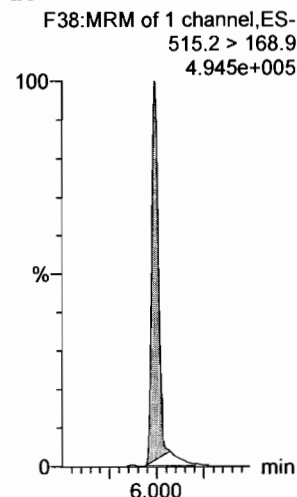
**13C2-PFUdA**



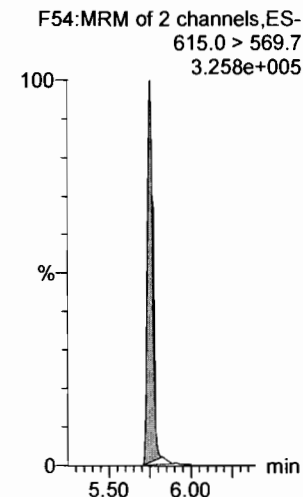
**13C2-PFUdA**



**d3-N-MeFOSA**



**13C2-PFDoA**



Dataset: F:\Projects\PFAS.PRO\Results\180301M1\180301M1-CRV.qld

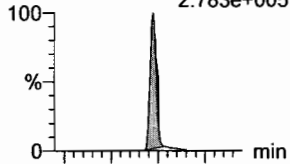
Last Altered: Saturday, March 03, 2018 04:59:10 Pacific Standard Time

Printed: Saturday, March 03, 2018 04:59:27 Pacific Standard Time

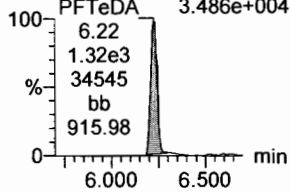
Name: 180301M1\_7, Date: 02-Mar-2018, Time: 01:49:10, ID: ST180301M1-6 PFC CS3 18B2317, Description: PFC CS3 18B2317

**PFTeDA**

F60:MRM of 2 channels,ES-  
712.9 > 668.8  
2.783e+005

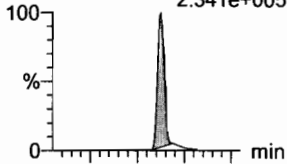


F60:MRM of 2 channels,ES-  
712.9 > 369  
3.486e+004

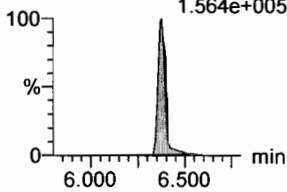


**N-EtFOSA**

F40:MRM of 2 channels,ES-  
526.1 > 168.9  
2.341e+005

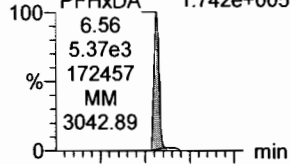


F40:MRM of 2 channels,ES-  
526.1 > 219  
1.564e+005

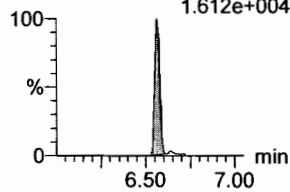


**PFHxDA**

F62:MRM of 2 channels,ES-  
813.1 > 768.6  
1.742e+005




F62:MRM of 2 channels,ES-  
813.1 > 219  
1.612e+004

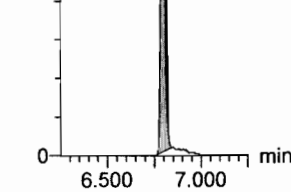


**PFODA**

F64:MRM of 1 channel,ES-  
913.1 > 868.8  
2.611e+005



F64:MRM of 1 channel,ES-  
913.1 > 868.8  
2.611e+005

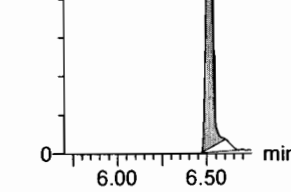


**N-MeFOSE**

F55:MRM of 1 channel,ES-  
616.1 > 58.9  
2.499e+005

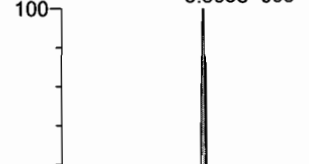


F55:MRM of 1 channel,ES-  
616.1 > 58.9  
2.499e+005

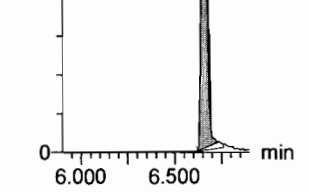


**N-EtFOSE**

F57:MRM of 1 channel,ES-  
630.1 > 58.9  
3.503e+005



F57:MRM of 1 channel,ES-  
630.1 > 58.9  
3.503e+005

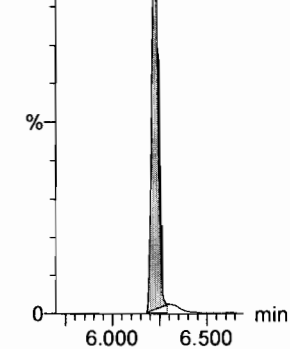


**13C2-PFTeDA**

F61:MRM of 2 channels,ES-  
714.8 > 669.6  
1.535e+005




F61:MRM of 2 channels,ES-  
714.8 > 669.6  
1.535e+005

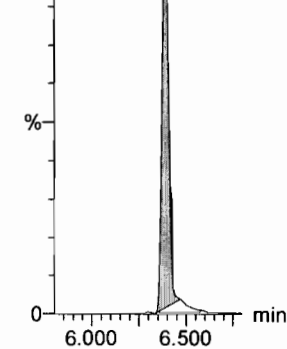


**d5-N-ETFOSA**

F43:MRM of 1 channel,ES-  
531.1 > 168.9  
7.515e+005

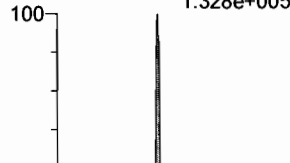


F43:MRM of 1 channel,ES-  
531.1 > 168.9  
7.515e+005

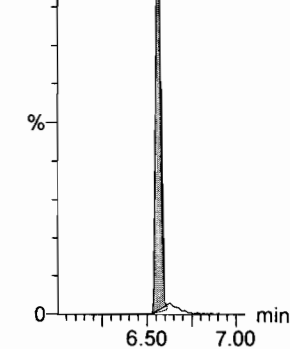


**13C2-PFHxDA**

F63:MRM of 1 channel,ES-  
815 > 769.7  
1.328e+005



F63:MRM of 1 channel,ES-  
815 > 769.7  
1.328e+005

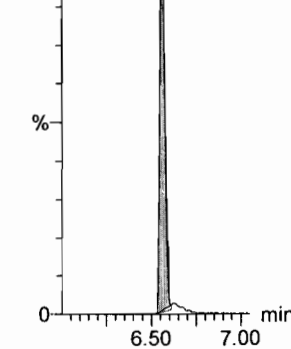


**13C2-PFHxDA**

F63:MRM of 1 channel,ES-  
815 > 769.7  
1.328e+005

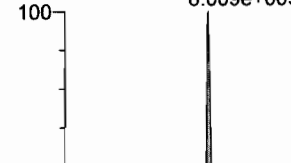


F63:MRM of 1 channel,ES-  
815 > 769.7  
1.328e+005

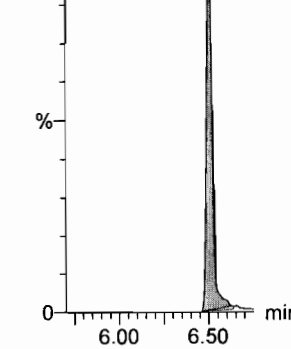


**d7-N-MeFOSE**

F56:MRM of 1 channel,ES-  
623.1 > 58.9  
8.009e+005




F56:MRM of 1 channel,ES-  
623.1 > 58.9  
8.009e+005

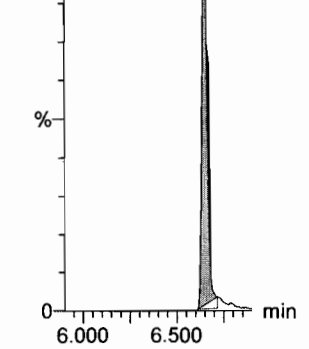


**d9-N-EtFOSE**

F58:MRM of 1 channel,ES-  
639.2 > 58.8  
7.287e+005



F58:MRM of 1 channel,ES-  
639.2 > 58.8  
7.287e+005



Dataset: F:\Projects\PFAS.PRO\Results\180301M1\180301M1-CRV.qld

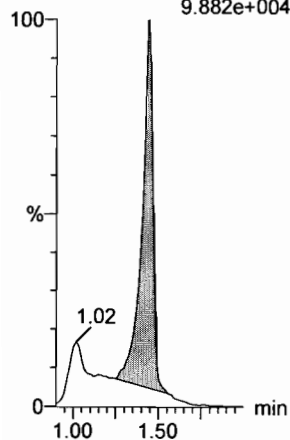
Last Altered: Saturday, March 03, 2018 04:59:10 Pacific Standard Time

Printed: Saturday, March 03, 2018 04:59:27 Pacific Standard Time

Name: 180301M1\_7, Date: 02-Mar-2018, Time: 01:49:10, ID: ST180301M1-6 PFC CS3 18B2317, Description: PFC CS3 18B2317

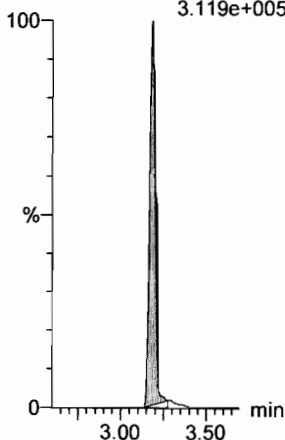
**13C4-PFBA**

F3:MRM of 1 channel,ES-  
217. > 171.8  
9.882e+004



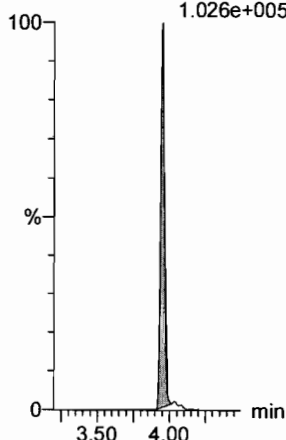
**13C5-PFHxA**

F10:MRM of 1 channel,ES-  
318 > 272.9  
3.119e+005



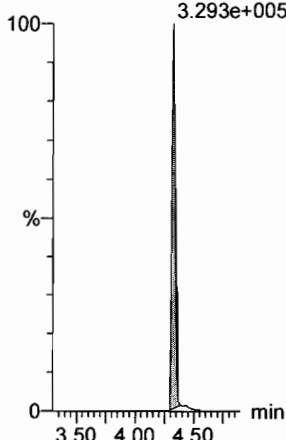
**13C3-PFHxS**

F18:MRM of 1 channel,ES-  
401.9 > 79.9  
1.026e+005



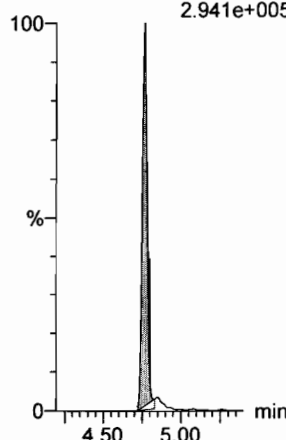
**13C8-PFOA**

F22:MRM of 1 channel,ES-  
421.3 > 376  
3.293e+005



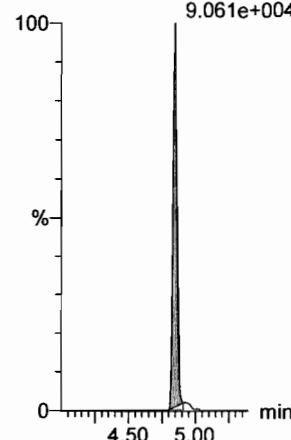
**13C9-PFNA**

F28:MRM of 1 channel,ES-  
472.2 > 426.9  
2.941e+005



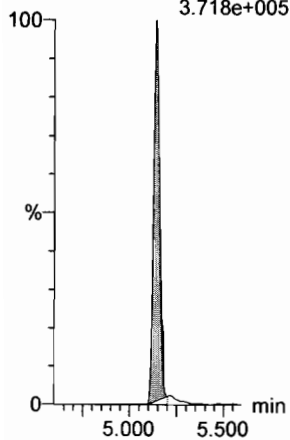
**13C4-PFOS**

F32:MRM of 1 channel,ES-  
503 > 79.9  
9.061e+004



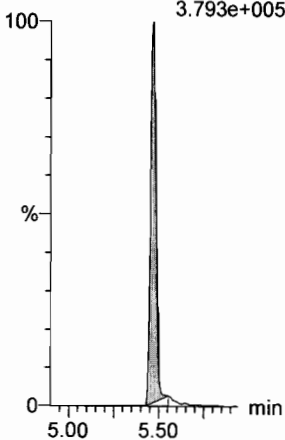
**13C6-PFDA**

F39:MRM of 1 channel,ES-  
519.1 > 473.7  
3.718e+005



**13C7-PFUDa**

F48:MRM of 1 channel,ES-  
570.1 > 524.8  
3.793e+005



Dataset: F:\Projects\PFAS.PRO\Results\180301M1\180301M1-CRV.qld

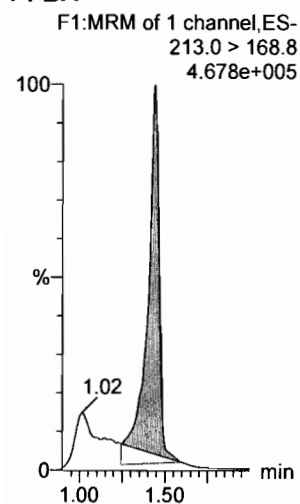
Last Altered: Saturday, March 03, 2018 05:00:34 Pacific Standard Time  
Printed: Saturday, March 03, 2018 05:01:20 Pacific Standard Time

Method: F:\Projects\PFAS.PRO\MethDB\PFAS\_FULL\_80C\_022718.mdb 28 Feb 2018 13:19:45

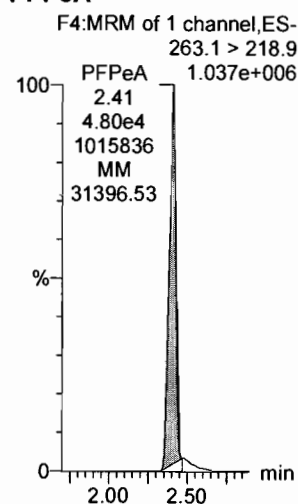
Calibration: 03 Mar 2018 05:00:34

Name: 180301M1\_8, Date: 02-Mar-2018, Time: 02:00:37, ID: ST180301M1-7 PFC CS4 18B2318, Description: PFC CS4 18B2318

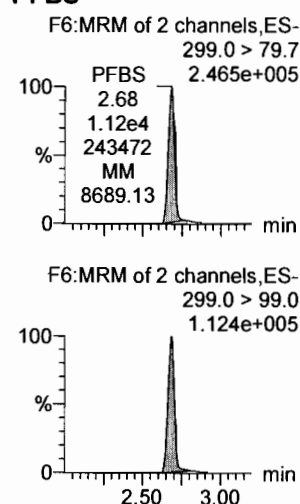
**PFBA**



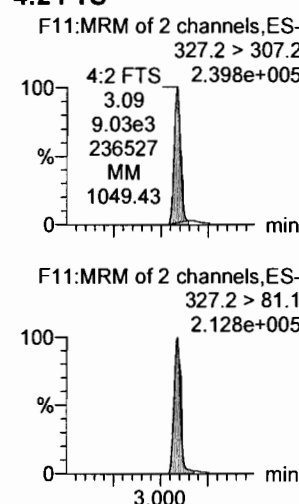
**PFPeA**



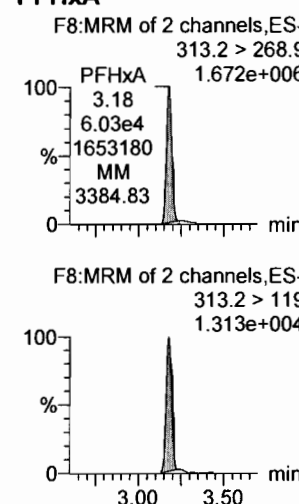
**PFBS**



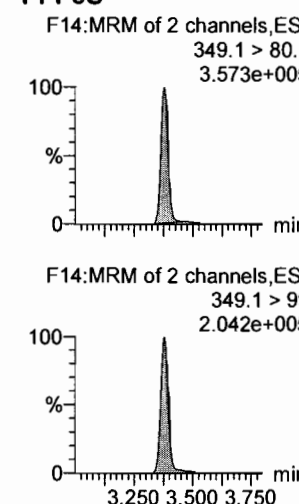
**4:2 FTS**



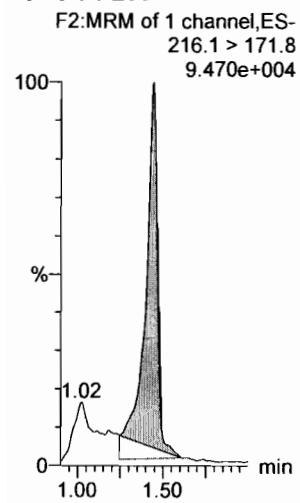
**PFHxA**



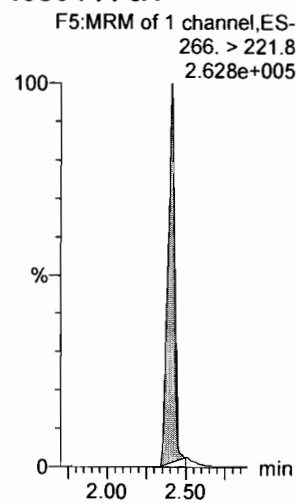
**PFPeS**



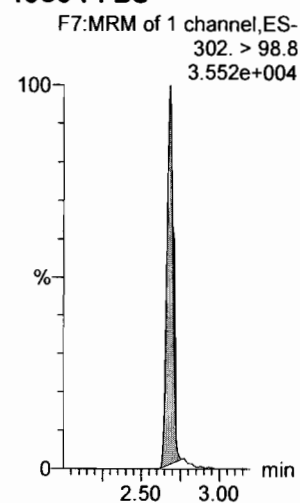
**13C3-PFBA**



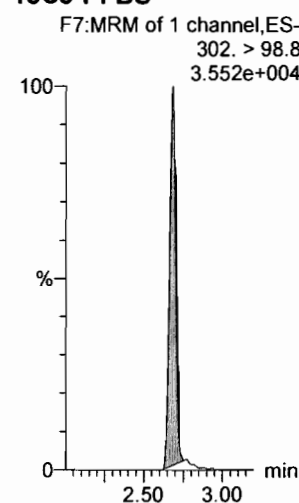
**13C3-PFPeA**



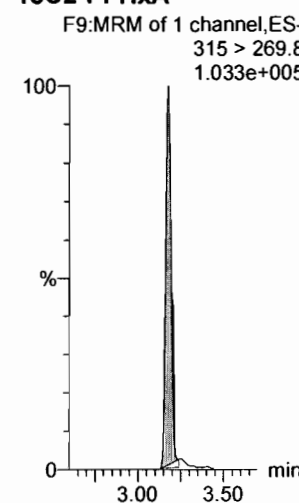
**13C3-PFBS**



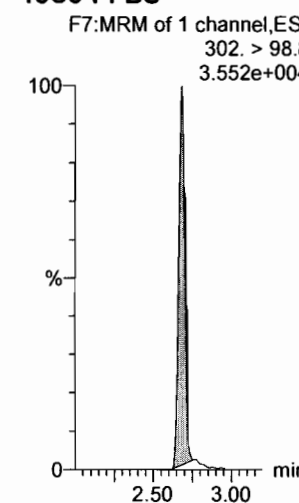
**13C3-PFBS**



**13C2-PFHxA**



**13C3-PFBS**





Dataset: F:\Projects\PFAS.PRO\Results\180301M1\180301M1-CRV.qld

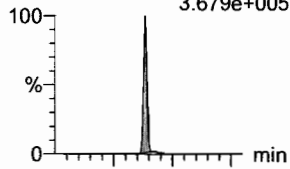
Last Altered: Saturday, March 03, 2018 05:00:34 Pacific Standard Time

Printed: Saturday, March 03, 2018 05:01:20 Pacific Standard Time

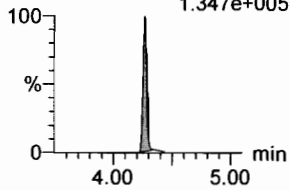
Name: 180301M1\_8, Date: 02-Mar-2018, Time: 02:00:37, ID: ST180301M1-7 PFC CS4 18B2318, Description: PFC CS4 18B2318

**6:2 FTS**

F23:MRM of 2 channels,ES-  
427.1 > 407  
3.679e+005

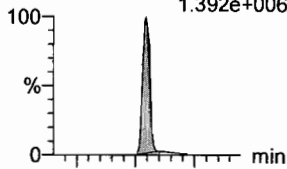


F23:MRM of 2 channels,ES-  
427.1 > 80  
1.347e+005

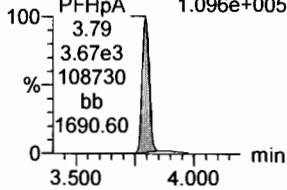


**PFHpA**

F15:MRM of 2 channels,ES-  
363.0 > 318.9  
1.392e+006

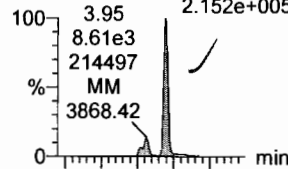


F15:MRM of 2 channels,ES-  
363.0 > 169.0  
1.096e+005

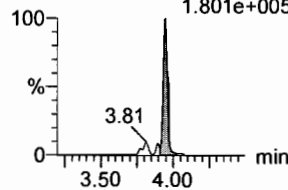


**L-PFHxS**

F17:MRM of 2 channels,ES-  
398.9 > 79.6  
2.152e+005

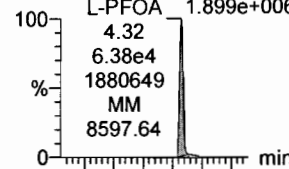


F17:MRM of 2 channels,ES-  
398.9 > 99.0  
1.801e+005

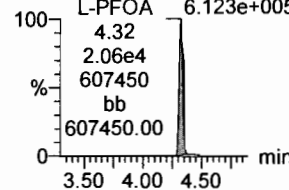


**L-PFOA**

F20:MRM of 2 channels,ES-  
413 > 368.7  
1.899e+006

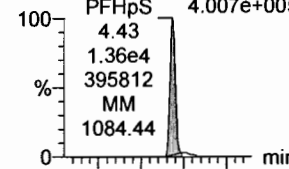


F20:MRM of 2 channels,ES-  
413 > 169  
6.123e+005

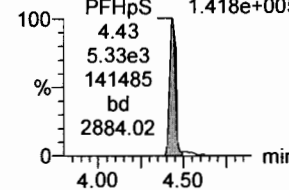


**PFHpS**

F25:MRM of 2 channels,ES-  
449 > 80.0  
4.007e+005

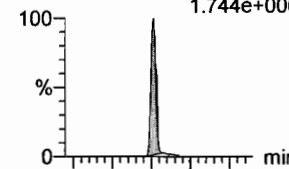


F25:MRM of 2 channels,ES-  
449 > 98.7  
1.418e+005

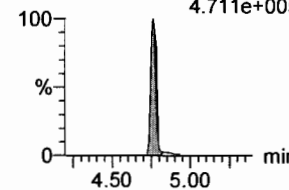


**PFNA**

F26:MRM of 2 channels,ES-  
463.0 > 418.8  
1.744e+006

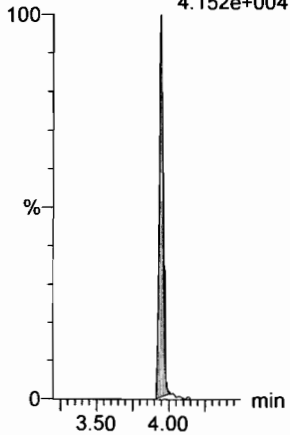


F26:MRM of 2 channels,ES-  
463.0 > 219.0  
4.711e+005



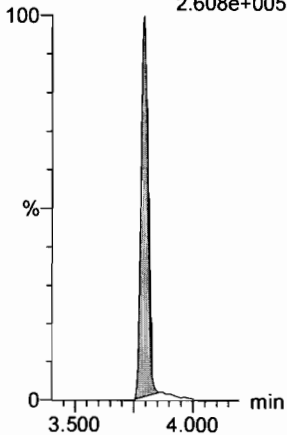
**18O2-PFHxS**

F19:MRM of 1 channel,ES-  
403.0 > 102.6  
4.152e+004




**13C4-PFHpA**

F16:MRM of 1 channel,ES-  
367.2 > 321.8  
2.608e+005



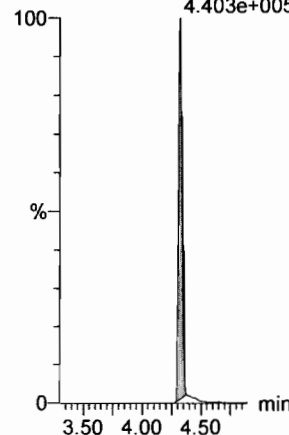
**13C2-PFOA**

F21:MRM of 1 channel,ES-  
414.9 > 369.7  
4.403e+005




**13C2-PFOA**

F21:MRM of 1 channel,ES-  
414.9 > 369.7  
4.403e+005



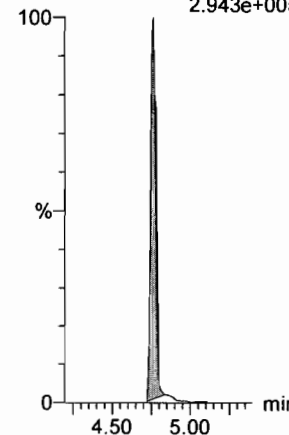
**13C2-PFOA**

F21:MRM of 1 channel,ES-  
414.9 > 369.7  
4.403e+005



**13C5-PFNA**

F27:MRM of 1 channel,ES-  
468.2 > 422.9  
2.943e+005



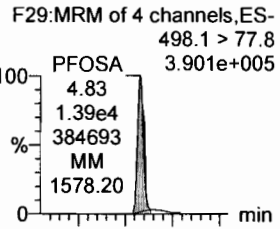
Dataset: F:\Projects\PFAS.PRO\Results\180301M1\180301M1-CRV.qld

Last Altered: Saturday, March 03, 2018 05:00:34 Pacific Standard Time

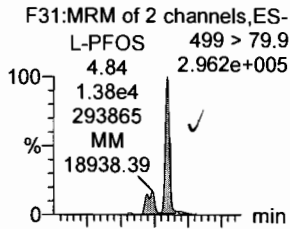
Printed: Saturday, March 03, 2018 05:01:20 Pacific Standard Time

Name: 180301M1\_8, Date: 02-Mar-2018, Time: 02:00:37, ID: ST180301M1-7 PFC CS4 18B2318, Description: PFC CS4 18B2318

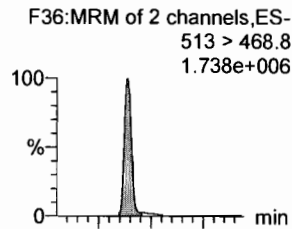
**PFOSA**



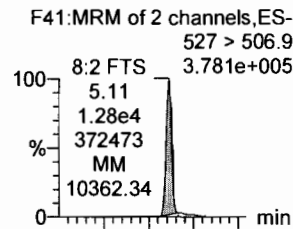
**L-PFOS**



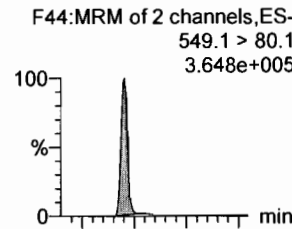
**PFDA**



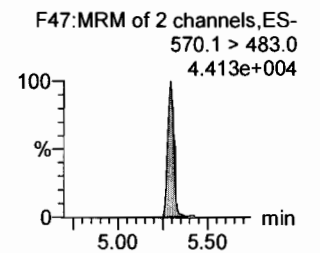
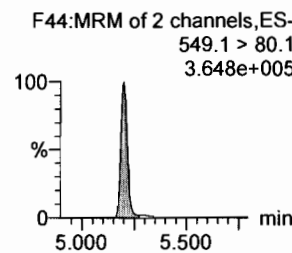
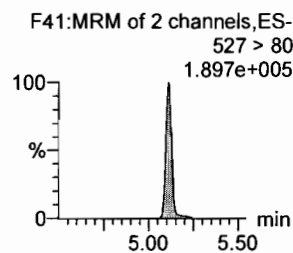
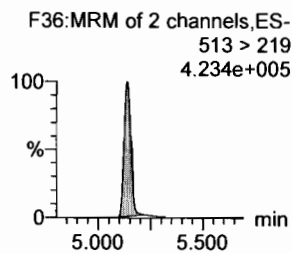
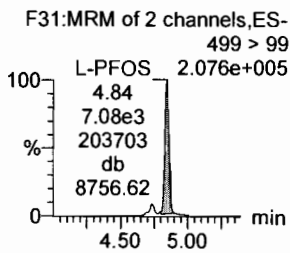
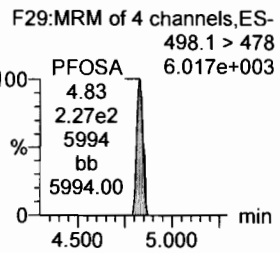
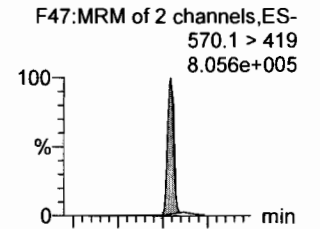
**8:2 FTS**



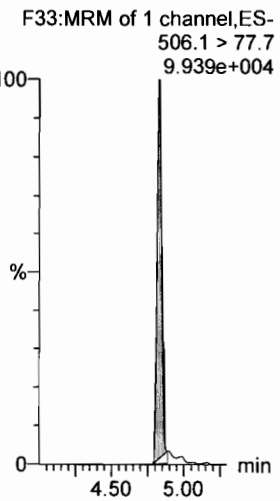
**PFNS**



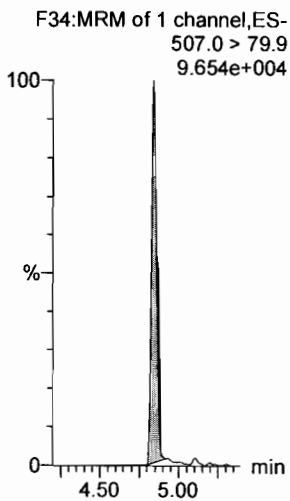
**N-MeFOSAA**




**13C8-PFOSA**



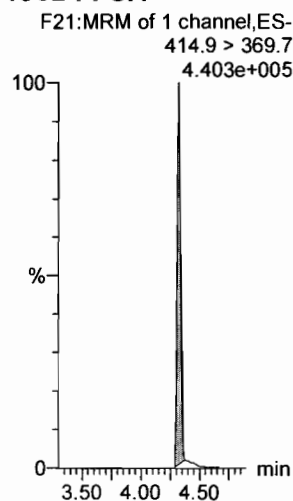
**13C8-PFOS**



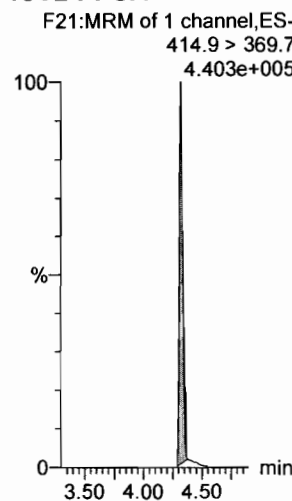
**13C2-PFDA**



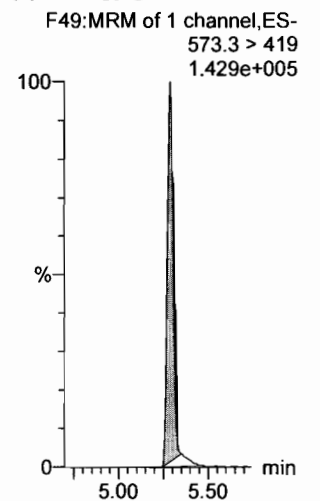
**13C2-PFOA**



**13C2-PFOA**



**d3-N-MeFOSAA**

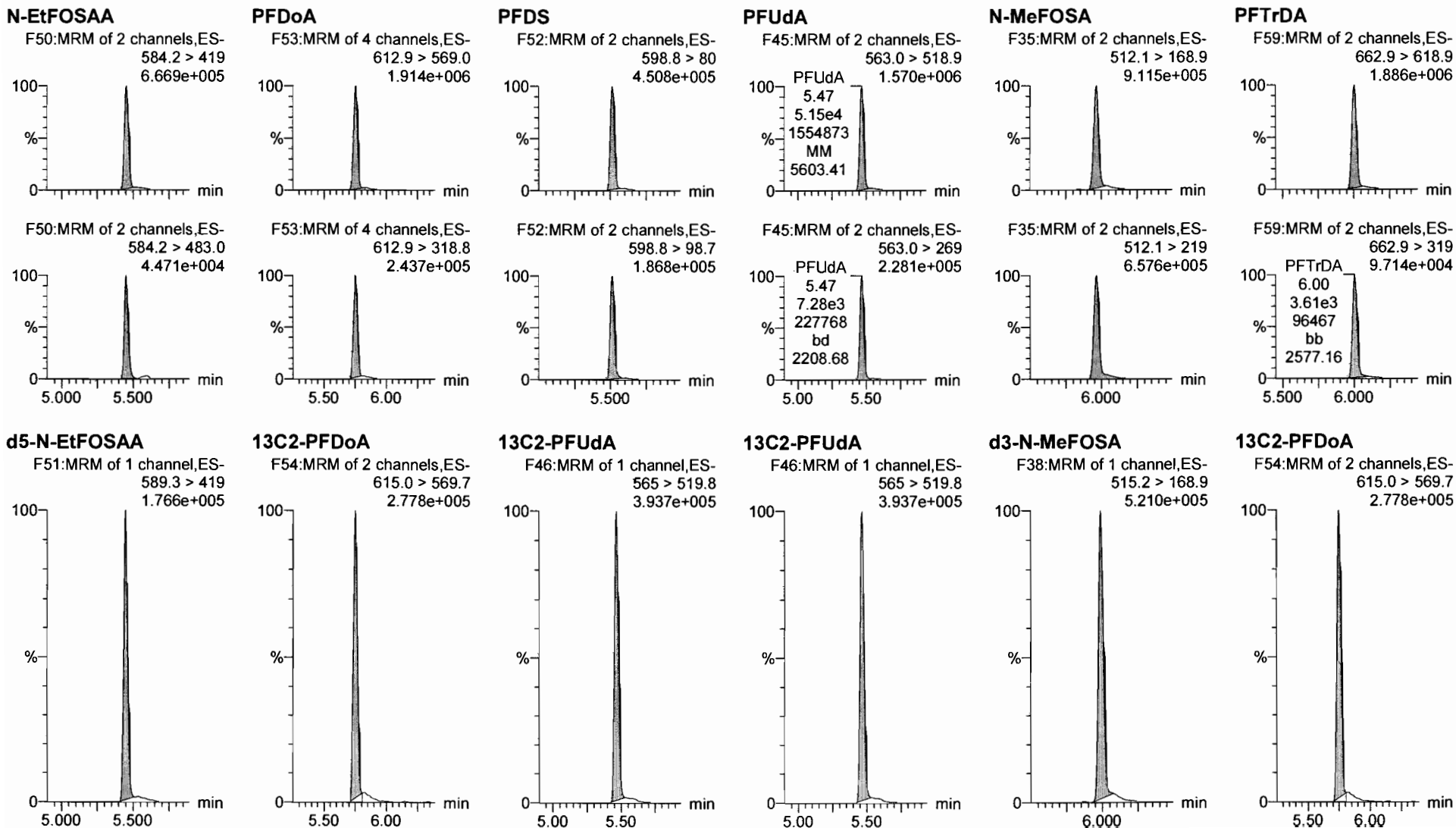


Dataset: F:\Projects\PFAS.PRO\Results\180301M1\180301M1-CRV.qld

Last Altered: Saturday, March 03, 2018 05:00:34 Pacific Standard Time

Printed: Saturday, March 03, 2018 05:01:20 Pacific Standard Time

Name: 180301M1\_8, Date: 02-Mar-2018, Time: 02:00:37, ID: ST180301M1-7 PFC CS4 18B2318, Description: PFC CS4 18B2318

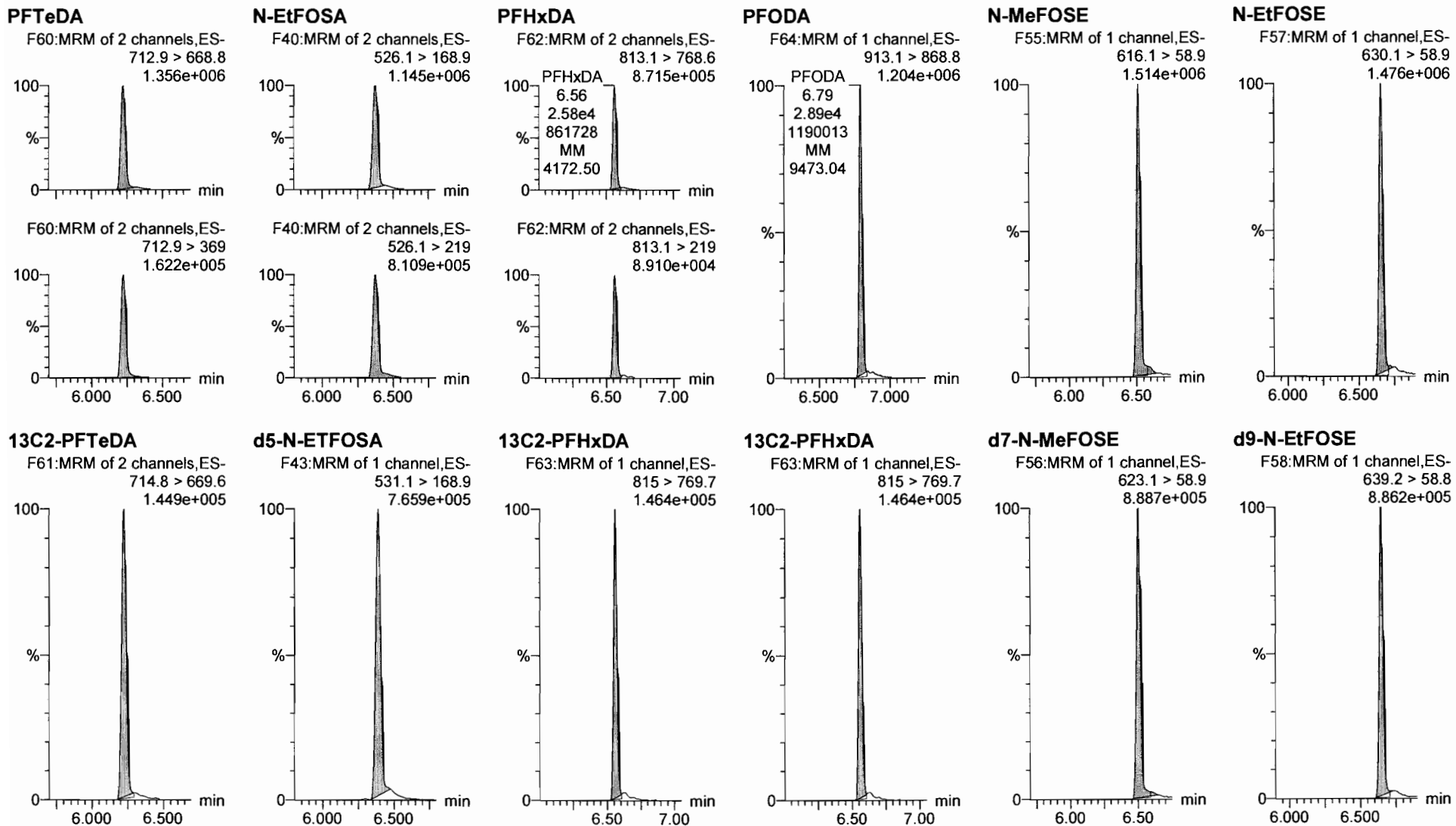


Dataset: F:\Projects\PFAS.PRO\Results\180301M1\180301M1-CRV.qld

Last Altered: Saturday, March 03, 2018 05:00:34 Pacific Standard Time

Printed: Saturday, March 03, 2018 05:01:20 Pacific Standard Time

Name: 180301M1\_8, Date: 02-Mar-2018, Time: 02:00:37, ID: ST180301M1-7 PFC CS4 18B2318, Description: PFC CS4 18B2318



Dataset: F:\Projects\PFAS.PRO\Results\180301M1\180301M1-CRV.qld

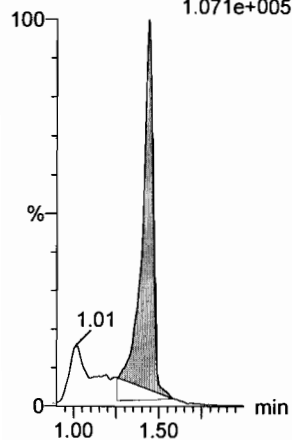
Last Altered: Saturday, March 03, 2018 05:00:34 Pacific Standard Time

Printed: Saturday, March 03, 2018 05:01:20 Pacific Standard Time

Name: 180301M1\_8, Date: 02-Mar-2018, Time: 02:00:37, ID: ST180301M1-7 PFC CS4 18B2318, Description: PFC CS4 18B2318

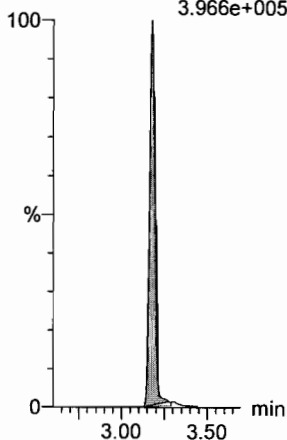
**13C4-PFBA**

F3:MRM of 1 channel,ES-  
217. > 171.8  
1.071e+005



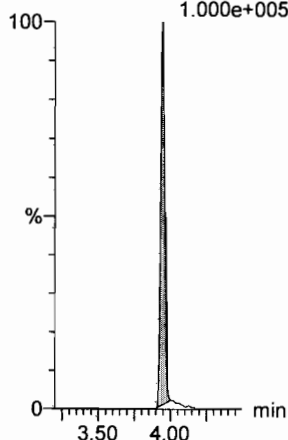
**13C5-PFHxA**

F10:MRM of 1 channel,ES-  
318 > 272.9  
3.966e+005



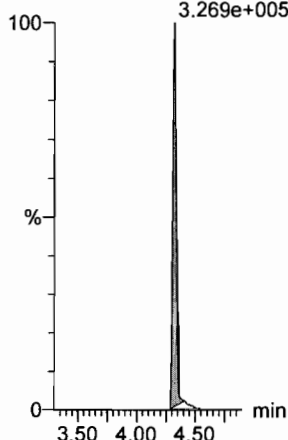
**13C3-PFHxS**

F18:MRM of 1 channel,ES-  
401.9 > 79.9  
1.000e+005



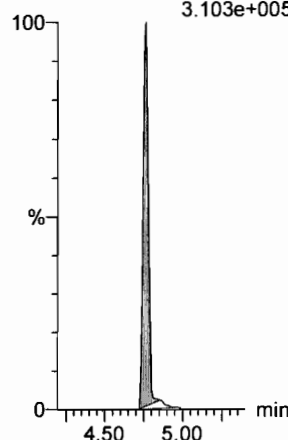
**13C8-PFOA**

F22:MRM of 1 channel,ES-  
421.3 > 376  
3.269e+005



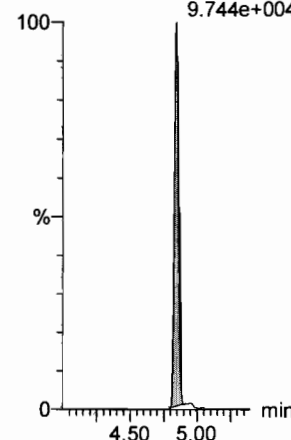
**13C9-PFNA**

F28:MRM of 1 channel,ES-  
472.2 > 426.9  
3.103e+005



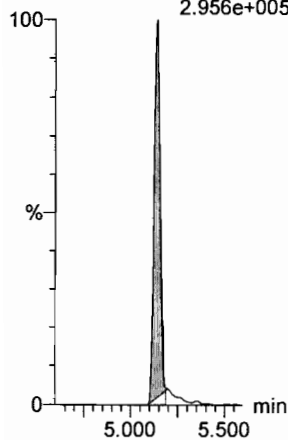
**13C4-PFOS**

F32:MRM of 1 channel,ES-  
503 > 79.9  
9.744e+004



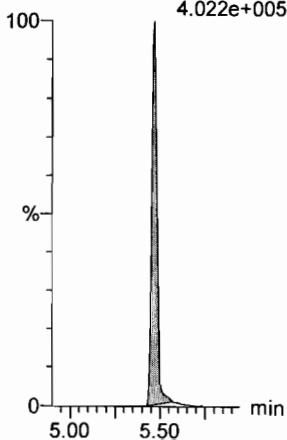
**13C6-PFDA**

F39:MRM of 1 channel,ES-  
519.1 > 473.7  
2.956e+005



**13C7-PFUdA**

F48:MRM of 1 channel,ES-  
570.1 > 524.8  
4.022e+005



Dataset: F:\Projects\PFAS.PRO\Results\180301M1\180301M1-CRV.qld

Last Altered: Saturday, March 03, 2018 05:01:46 Pacific Standard Time

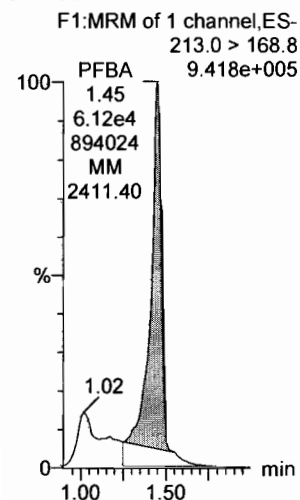
Printed: Saturday, March 03, 2018 05:04:12 Pacific Standard Time

Method: F:\Projects\PFAS.PRO\MethDB\PFAS\_FULL\_80C\_022718.mdb 28 Feb 2018 13:19:45

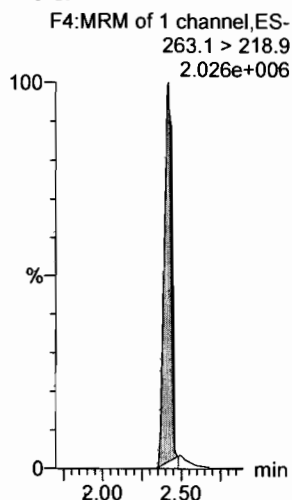
Calibration: 03 Mar 2018 05:01:46

Name: 180301M1\_9, Date: 02-Mar-2018, Time: 02:12:06, ID: ST180301M1-8 PFC CS5 18B2319, Description: PFC CS5 18B2319

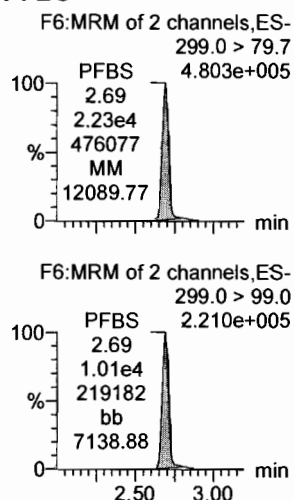
**PFBA**



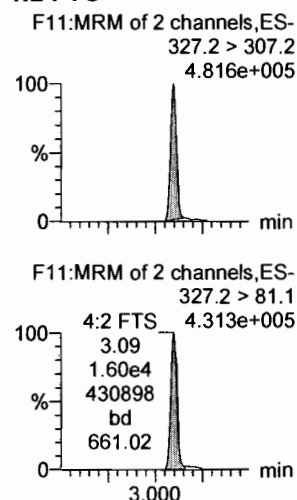
**PFPeA**



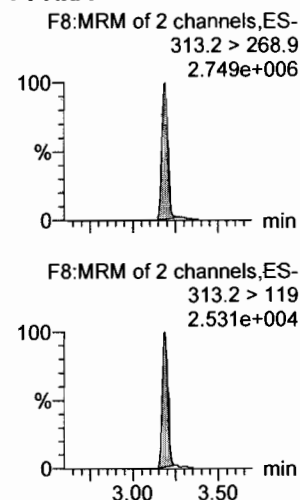
**PFBS**



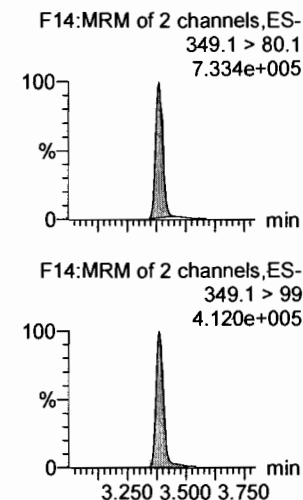
**4:2 FTS**



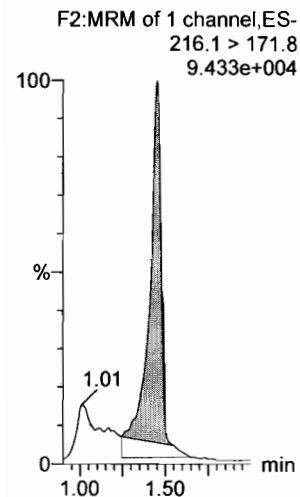
**PFHxA**



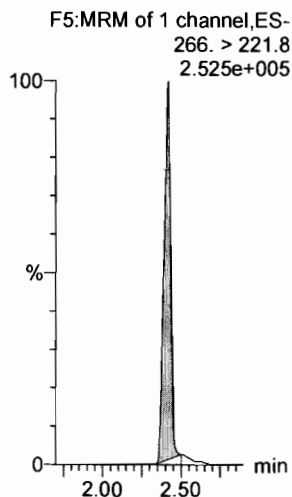
**PFPeS**



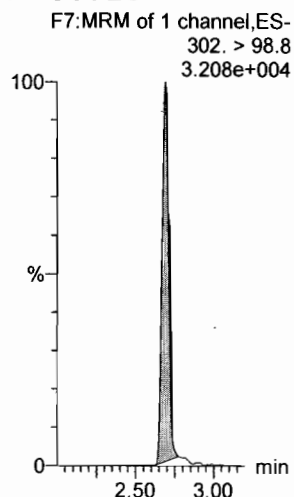
**13C3-PFBA**



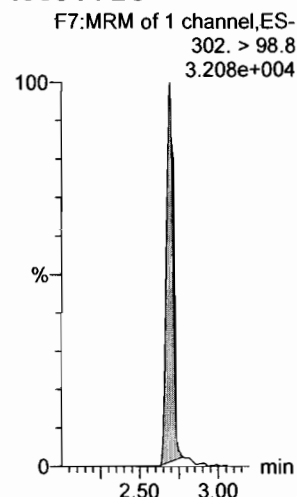
**13C3-PFPeA**



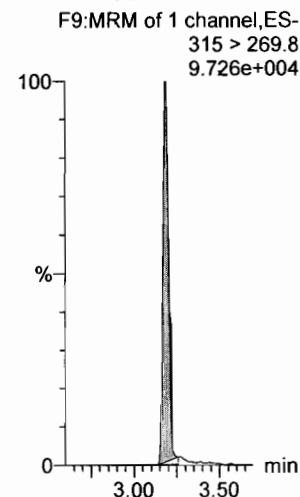
**13C3-PFBS**



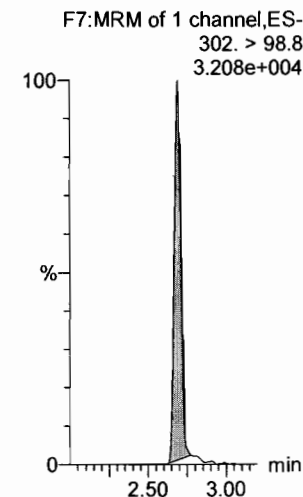
**13C3-PFBS**



**13C2-PFHxA**



**13C3-PFBS**



Dataset: F:\Projects\PFAS.PRO\Results\180301M1\180301M1-CRV.qld

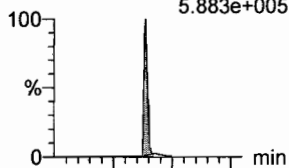
Last Altered: Saturday, March 03, 2018 05:01:46 Pacific Standard Time

Printed: Saturday, March 03, 2018 05:04:12 Pacific Standard Time

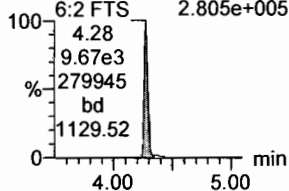
Name: 180301M1\_9, Date: 02-Mar-2018, Time: 02:12:06, ID: ST180301M1-8 PFC CS5 18B2319, Description: PFC CS5 18B2319

**6:2 FTS**

F23:MRM of 2 channels,ES-  
427.1 > 407  
5.883e+005




F23:MRM of 2 channels,ES-  
427.1 > 80  
2.805e+005

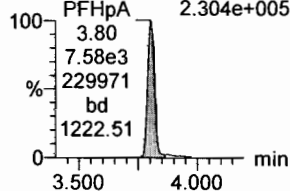


**PFHpA**

F15:MRM of 2 channels,ES-  
363.0 > 318.9  
2.679e+006

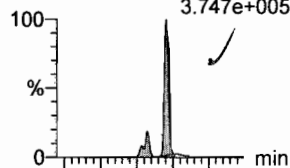


F15:MRM of 2 channels,ES-  
363.0 > 169.0  
2.304e+005

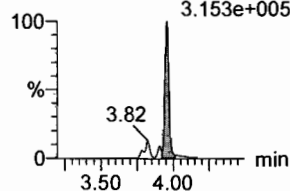


**L-PFHxS**

F17:MRM of 2 channels,ES-  
398.9 > 79.6  
3.747e+005

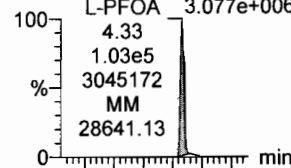


F17:MRM of 2 channels,ES-  
398.9 > 99.0  
3.153e+005

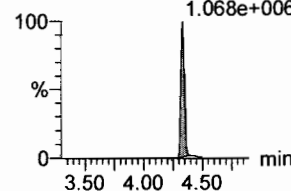


**L-PFOA**

F20:MRM of 2 channels,ES-  
413 > 368.7  
3.077e+006

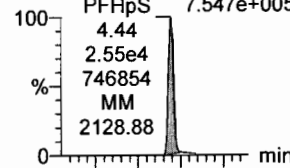


F20:MRM of 2 channels,ES-  
413 > 169  
1.068e+006

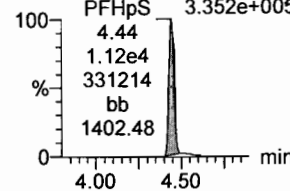


**PFHpS**

F25:MRM of 2 channels,ES-  
449 > 80.0  
7.547e+005

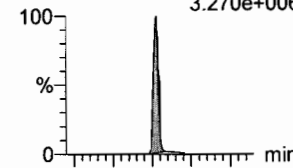


F25:MRM of 2 channels,ES-  
449 > 98.7  
3.352e+005

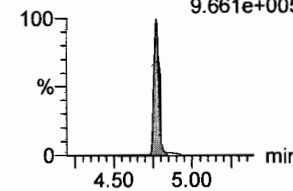


**PFNA**

F26:MRM of 2 channels,ES-  
463.0 > 418.8  
3.270e+006

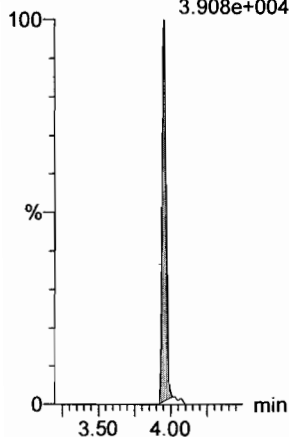


F26:MRM of 2 channels,ES-  
463.0 > 219.0  
9.661e+005



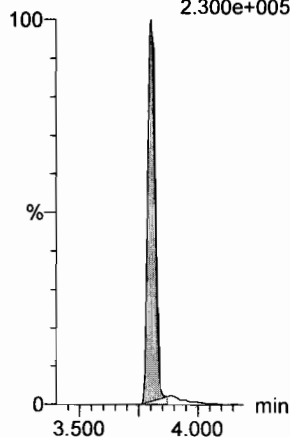
**18O2-PFHxS**

F19:MRM of 1 channel,ES-  
403.0 > 102.6  
3.908e+004




**13C4-PFHpA**

F16:MRM of 1 channel,ES-  
367.2 > 321.8  
2.300e+005



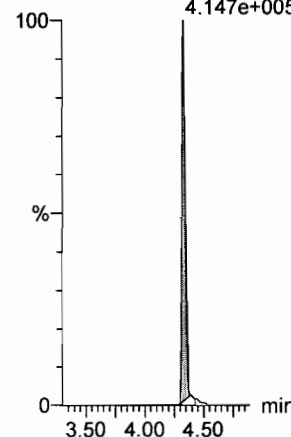
**13C2-PFOA**

F21:MRM of 1 channel,ES-  
414.9 > 369.7  
4.147e+005



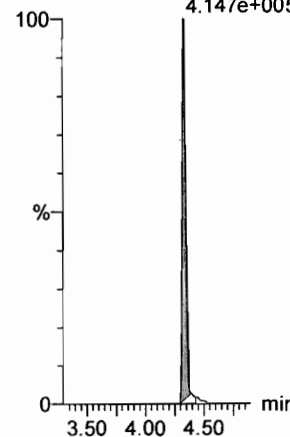
**13C2-PFOA**

F21:MRM of 1 channel,ES-  
414.9 > 369.7  
4.147e+005



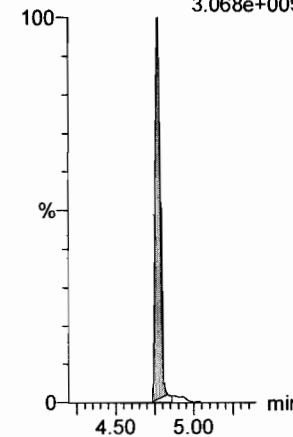
**13C2-PFOA**

F21:MRM of 1 channel,ES-  
414.9 > 369.7  
4.147e+005



**13C5-PFNA**

F27:MRM of 1 channel,ES-  
468.2 > 422.9  
3.068e+005



Dataset: F:\Projects\PFAS.PRO\Results\180301M1\180301M1-CRV.qld

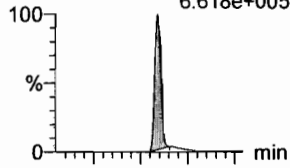
Last Altered: Saturday, March 03, 2018 05:01:46 Pacific Standard Time

Printed: Saturday, March 03, 2018 05:04:12 Pacific Standard Time

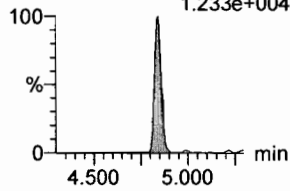
Name: 180301M1\_9, Date: 02-Mar-2018, Time: 02:12:06, ID: ST180301M1-8 PFC CS5 18B2319, Description: PFC CS5 18B2319

**PFOSA**

F29:MRM of 4 channels,ES-  
498.1 > 77.8  
6.618e+005

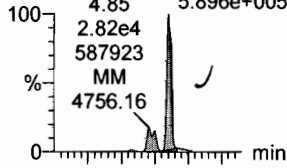


F29:MRM of 4 channels,ES-  
498.1 > 478  
1.233e+004

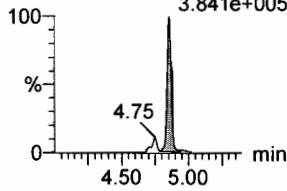


**L-PFOS**

F31:MRM of 2 channels,ES-  
L-PFOS 499 > 79.9  
4.85 5.896e+005  
2.82e4  
587923  
MM  
4756.16

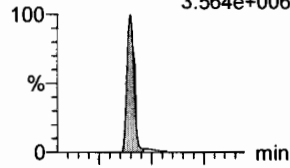


F31:MRM of 2 channels,ES-  
499 > 99  
3.841e+005

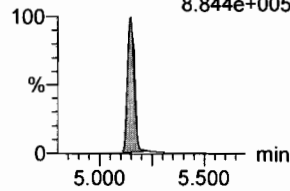


**PFDA**

F36:MRM of 2 channels,ES-  
513 > 468.8  
3.564e+006

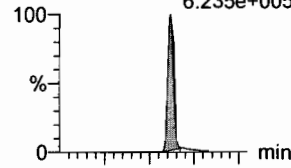


F36:MRM of 2 channels,ES-  
513 > 219  
8.844e+005

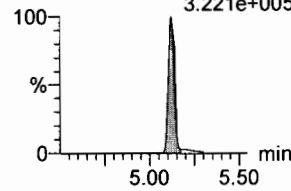


**8:2 FTS**

F41:MRM of 2 channels,ES-  
527 > 506.9  
6.235e+005

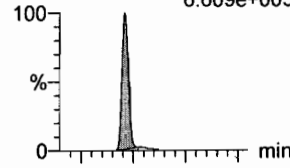


F41:MRM of 2 channels,ES-  
527 > 80  
3.221e+005

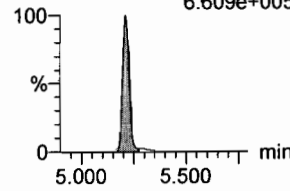


**PFNS**

F44:MRM of 2 channels,ES-  
549.1 > 80.1  
6.609e+005

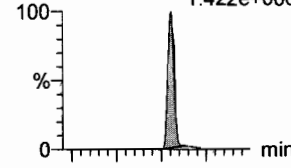


F44:MRM of 2 channels,ES-  
549.1 > 80.1  
6.609e+005

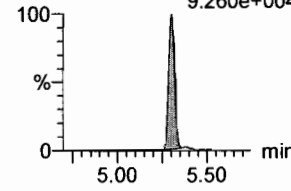


**N-MeFOSAA**

F47:MRM of 2 channels,ES-  
570.1 > 419  
1.422e+006

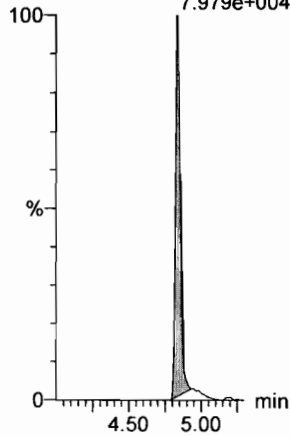


F47:MRM of 2 channels,ES-  
570.1 > 483.0  
9.260e+004



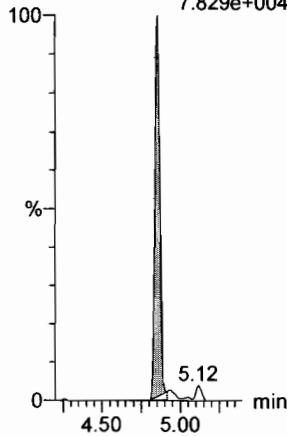
**13C8-PFOSA**

F33:MRM of 1 channel,ES-  
506.1 > 77.7  
7.979e+004



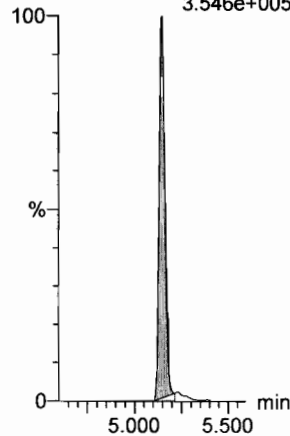
**13C8-PFOS**

F34:MRM of 1 channel,ES-  
507.0 > 79.9  
7.829e+004



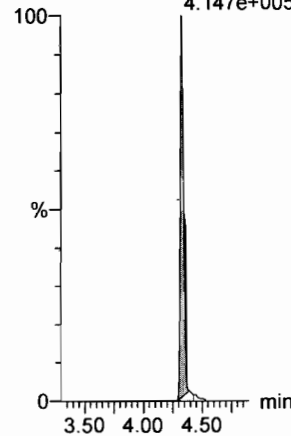
**13C2-PFDA**

F37:MRM of 1 channel,ES-  
515.1 > 469.9  
3.546e+005



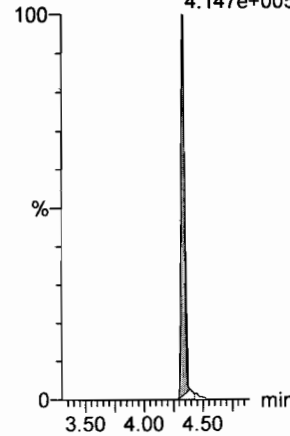
**13C2-PFOA**

F21:MRM of 1 channel,ES-  
414.9 > 369.7  
4.147e+005



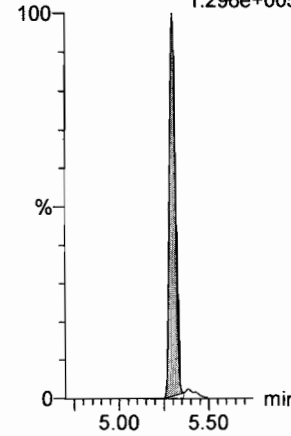
**13C2-PFOA**

F21:MRM of 1 channel,ES-  
414.9 > 369.7  
4.147e+005



**d3-N-MeFOSAA**

F49:MRM of 1 channel,ES-  
573.3 > 419  
1.296e+005



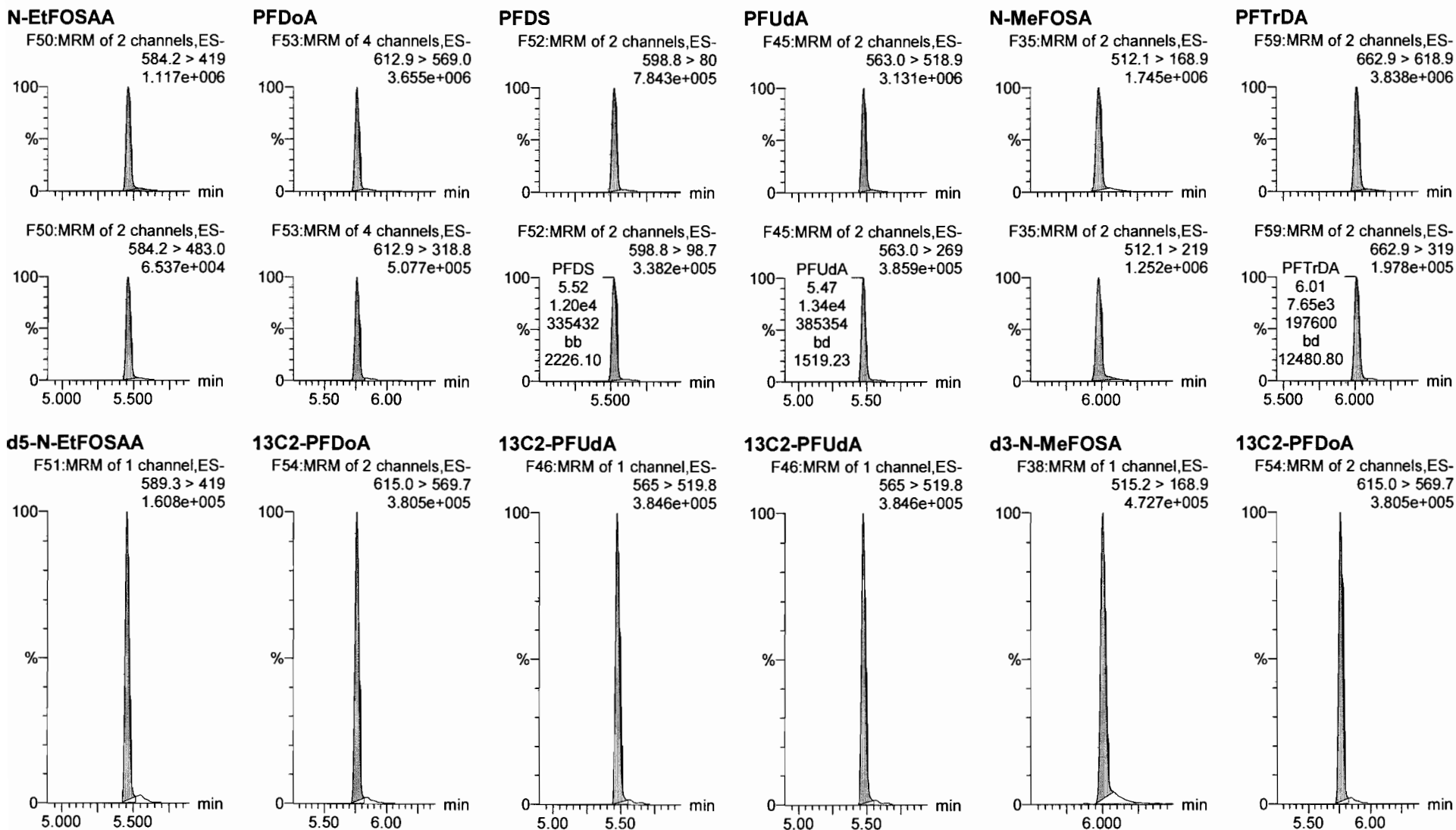


Dataset: F:\Projects\PFAS.PRO\Results\180301M1\180301M1-CRV.qld

Last Altered: Saturday, March 03, 2018 05:01:46 Pacific Standard Time

Printed: Saturday, March 03, 2018 05:04:12 Pacific Standard Time

Name: 180301M1\_9, Date: 02-Mar-2018, Time: 02:12:06, ID: ST180301M1-8 PFC CS5 18B2319, Description: PFC CS5 18B2319



Dataset: F:\Projects\PFAS.PRO\Results\180301M1\180301M1-CRV.qld

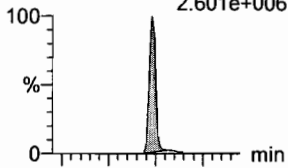
Last Altered: Saturday, March 03, 2018 05:01:46 Pacific Standard Time

Printed: Saturday, March 03, 2018 05:04:12 Pacific Standard Time

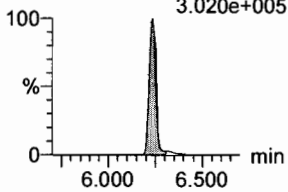
Name: 180301M1\_9, Date: 02-Mar-2018, Time: 02:12:06, ID: ST180301M1-8 PFC CS5 18B2319, Description: PFC CS5 18B2319

**PFTeDA**

F60:MRM of 2 channels,ES-  
712.9 > 668.8  
2.601e+006

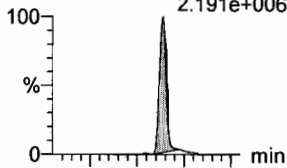


F60:MRM of 2 channels,ES-  
712.9 > 369  
3.020e+005

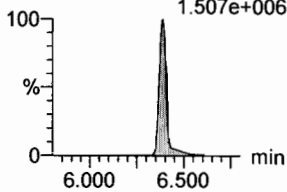


**N-EtFOSA**

F40:MRM of 2 channels,ES-  
526.1 > 168.9  
2.191e+006

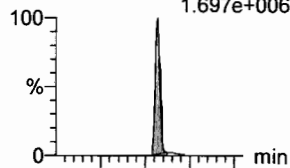


F40:MRM of 2 channels,ES-  
526.1 > 219  
1.507e+006

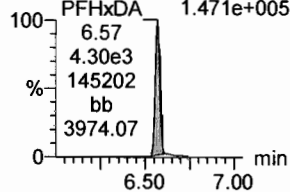


**PFHxDA**

F62:MRM of 2 channels,ES-  
813.1 > 768.6  
1.697e+006




F62:MRM of 2 channels,ES-  
813.1 > 219  
1.471e+005



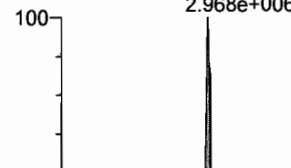
**PFODA**

F64:MRM of 1 channel,ES-  
913.1 > 868.8  
2.318e+006



**N-MeFOSE**

F55:MRM of 1 channel,ES-  
616.1 > 58.9  
2.968e+006




**N-EtFOSE**

F57:MRM of 1 channel,ES-  
630.1 > 58.9  
2.583e+006




**13C2-PFTeDA**

F61:MRM of 2 channels,ES-  
714.8 > 669.6  
1.193e+005



**d5-N-ETFOSA**

F43:MRM of 1 channel,ES-  
531.1 > 168.9  
7.373e+005



**13C2-PFHxDA**

F63:MRM of 1 channel,ES-  
815 > 769.7  
1.215e+005



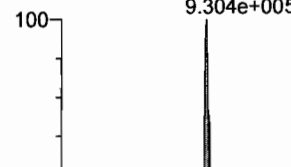
**13C2-PFHxDA**

F63:MRM of 1 channel,ES-  
815 > 769.7  
1.215e+005




**d7-N-MeFOSE**

F56:MRM of 1 channel,ES-  
623.1 > 58.9  
9.304e+005



**d9-N-EtFOSE**

F58:MRM of 1 channel,ES-  
639.2 > 58.8  
6.659e+005

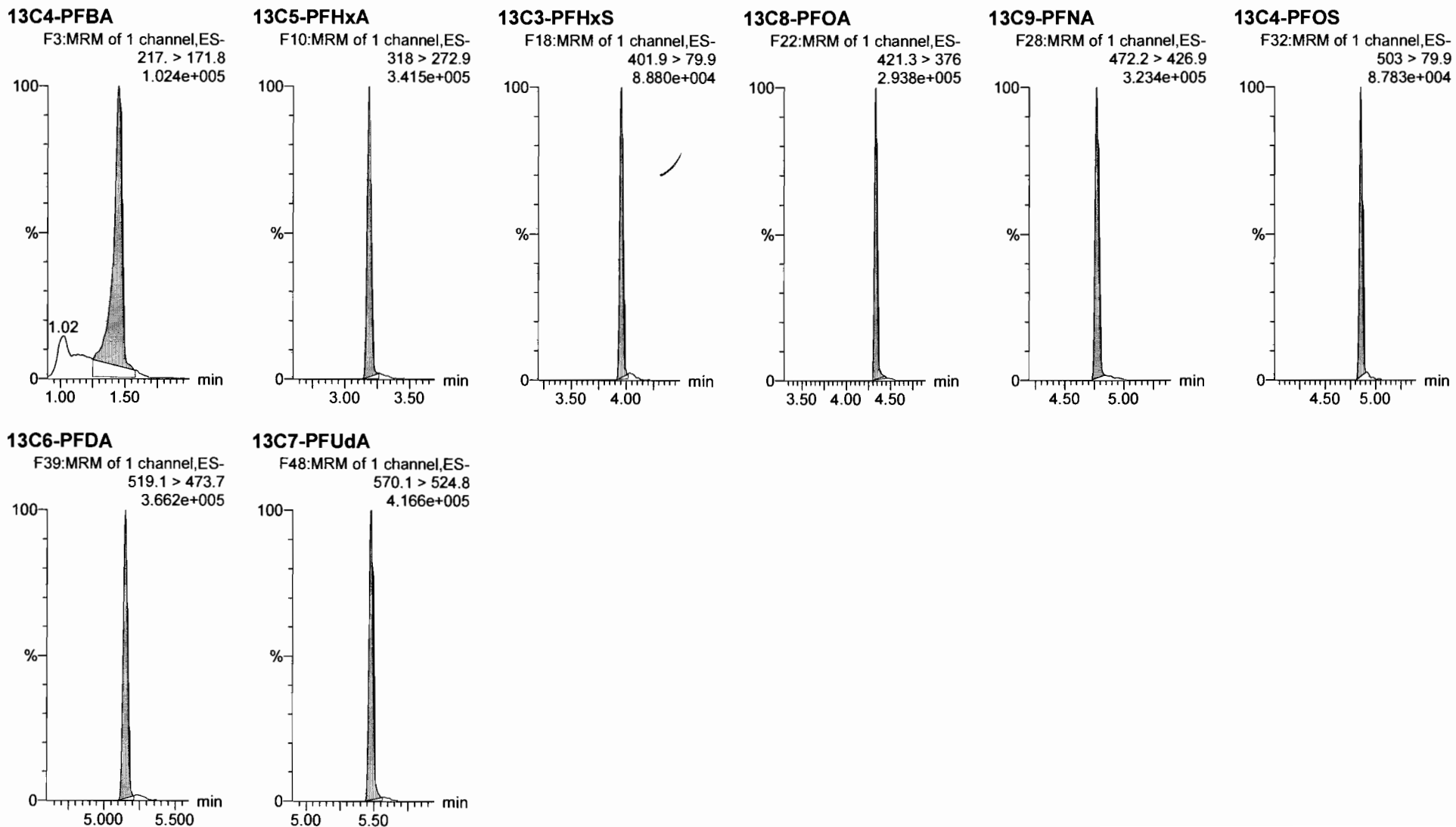


Dataset: F:\Projects\PFAS.PRO\Results\180301M1\180301M1-CRV.qld

Last Altered: Saturday, March 03, 2018 05:01:46 Pacific Standard Time

Printed: Saturday, March 03, 2018 05:04:12 Pacific Standard Time

Name: 180301M1\_9, Date: 02-Mar-2018, Time: 02:12:06, ID: ST180301M1-8 PFC CS5 18B2319, Description: PFC CS5 18B2319



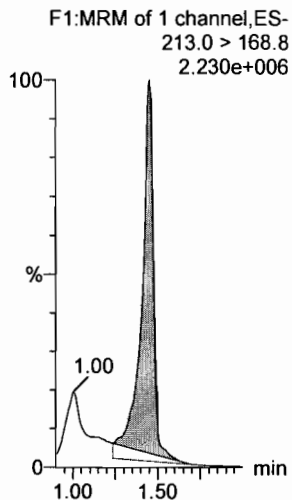
Dataset: F:\Projects\PFAS.PRO\Results\180301M1\180301M1-CRV.qld

Last Altered: Saturday, March 03, 2018 04:46:56 Pacific Standard Time

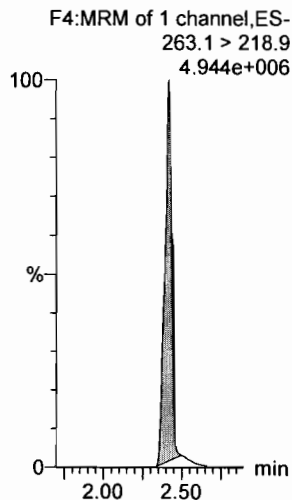
Printed: Saturday, March 03, 2018 04:47:38 Pacific Standard Time

Name: 180301M1\_10, Date: 02-Mar-2018, Time: 02:23:33, ID: ST180301M1-9 PFC CS6 18B2320, Description: PFC CS6 18B2320

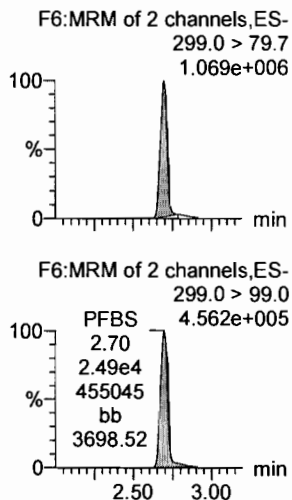
**PFBA**



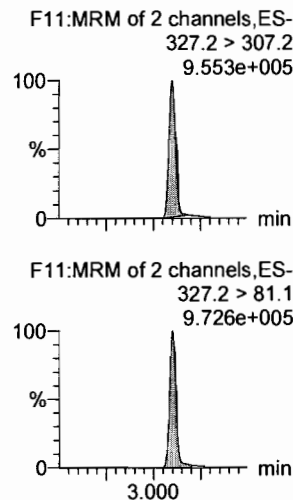
**PFPeA**



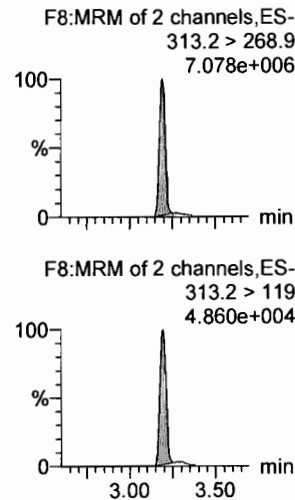
**PFBS**



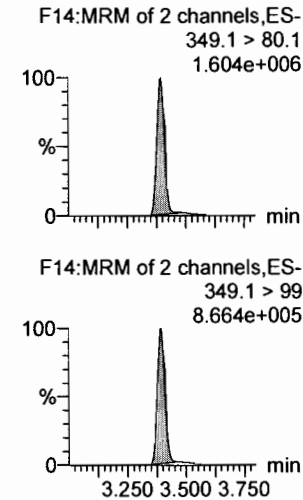
**4:2 FTS**



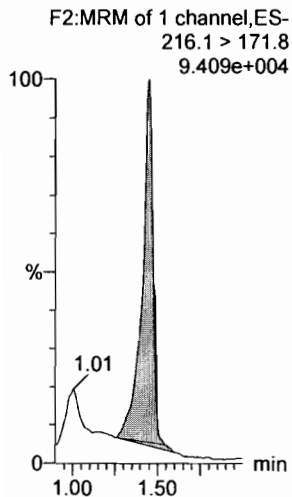
**PFHxA**



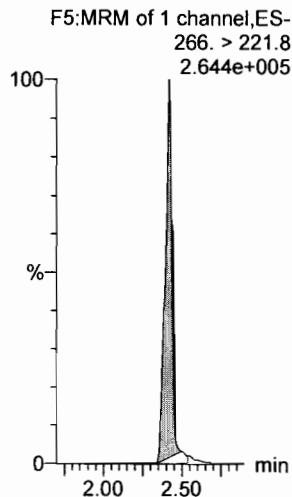
**PFPeS**



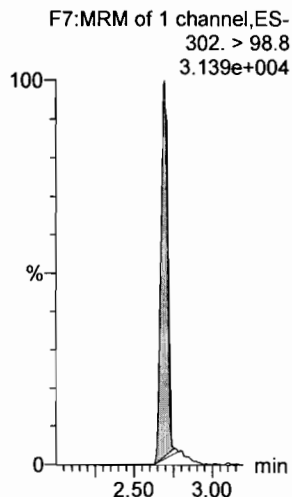
**13C3-PFBA**



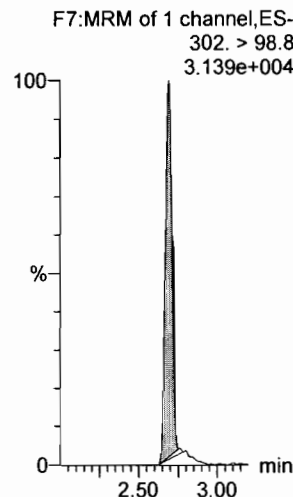
**13C3-PFPeA**



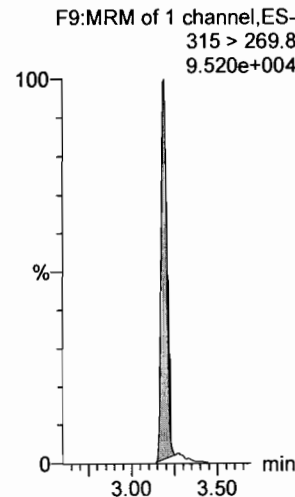
**13C3-PFBS**



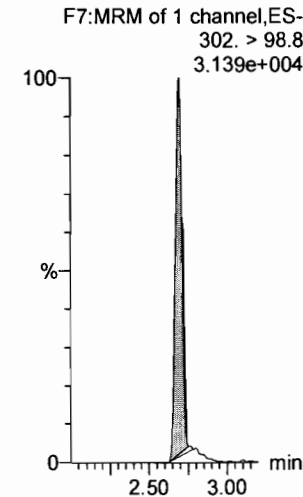
**13C3-PFBS**



**13C2-PFHxA**



**13C3-PFBS**



Dataset: F:\Projects\PFAS.PRO\Results\180301M1\180301M1-CRV.qld

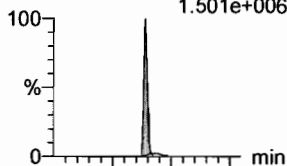
Last Altered: Saturday, March 03, 2018 04:46:56 Pacific Standard Time

Printed: Saturday, March 03, 2018 04:47:38 Pacific Standard Time

Name: 180301M1\_10, Date: 02-Mar-2018, Time: 02:23:33, ID: ST180301M1-9 PFC CS6 18B2320, Description: PFC CS6 18B2320


**6:2 FTS**

F23:MRM of 2 channels,ES-  
427.1 > 407  
1.501e+006



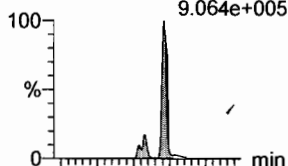
**PFHpA**

F15:MRM of 2 channels,ES-  
363.0 > 318.9  
6.763e+006



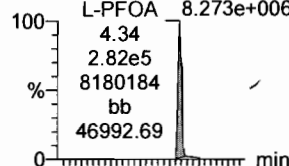
**L-PFHxS**

F17:MRM of 2 channels,ES-  
398.9 > 79.6  
9.064e+005



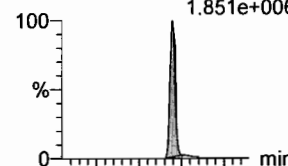
**L-PFOA**

F20:MRM of 2 channels,ES-  
413 > 368.7  
8.273e+006



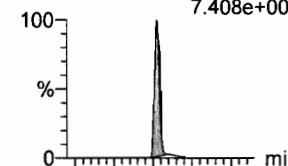
**PFHpS**

F25:MRM of 2 channels,ES-  
449 > 80.0  
1.851e+006

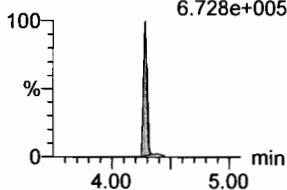


**PFNA**

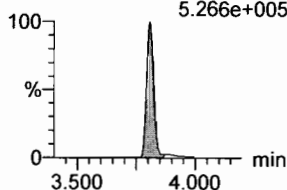
F26:MRM of 2 channels,ES-  
463.0 > 418.8  
7.408e+006



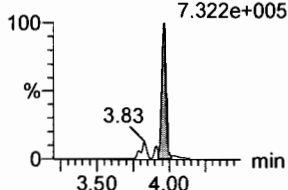
F23:MRM of 2 channels,ES-  
427.1 > 80  
6.728e+005



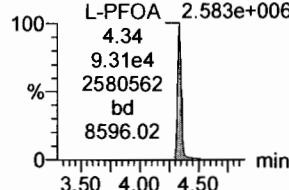
F15:MRM of 2 channels,ES-  
363.0 > 169.0  
5.266e+005



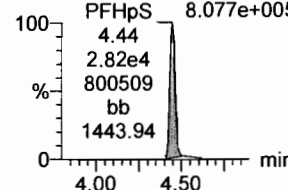
F17:MRM of 2 channels,ES-  
398.9 > 99.0  
7.322e+005



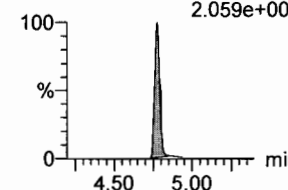
F20:MRM of 2 channels,ES-  
413 > 169  
2.583e+006



F25:MRM of 2 channels,ES-  
449 > 98.7  
8.077e+005

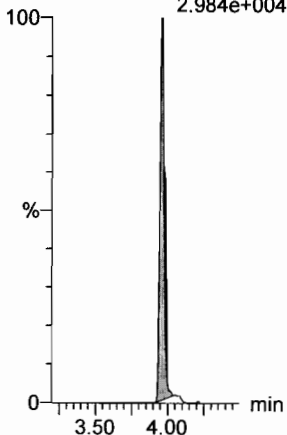


F26:MRM of 2 channels,ES-  
463.0 > 219.0  
2.059e+006



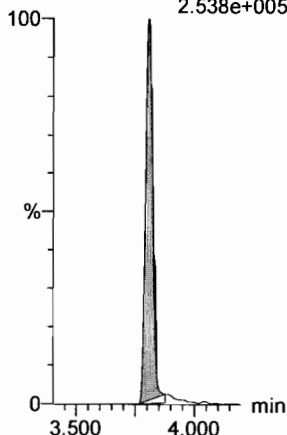
**18O2-PFHxS**

F19:MRM of 1 channel,ES-  
403.0 > 102.6  
2.984e+004




**13C4-PFHpA**

F16:MRM of 1 channel,ES-  
367.2 > 321.8  
2.538e+005




**13C2-PFOA**

F21:MRM of 1 channel,ES-  
414.9 > 369.7  
4.188e+005



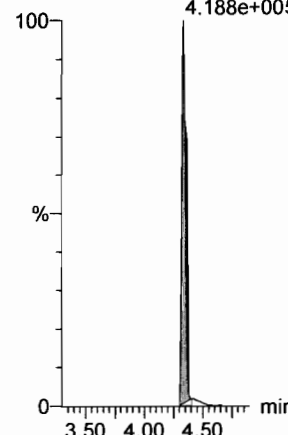
**13C2-PFOA**

F21:MRM of 1 channel,ES-  
414.9 > 369.7  
4.188e+005



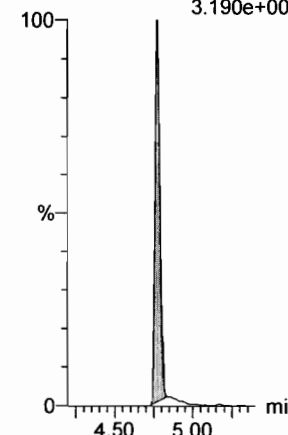
**13C2-PFOA**

F21:MRM of 1 channel,ES-  
414.9 > 369.7  
4.188e+005



**13C5-PFNA**

F27:MRM of 1 channel,ES-  
468.2 > 422.9  
3.190e+005



Dataset: F:\Projects\PFAS.PRO\Results\180301M1\180301M1-CRV.qld

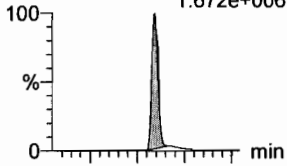
Last Altered: Saturday, March 03, 2018 04:46:56 Pacific Standard Time

Printed: Saturday, March 03, 2018 04:47:38 Pacific Standard Time

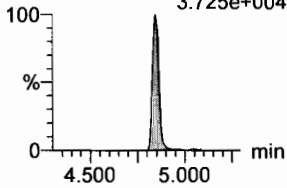
Name: 180301M1\_10, Date: 02-Mar-2018, Time: 02:23:33, ID: ST180301M1-9 PFC CS6 18B2320, Description: PFC CS6 18B2320

**PFOSA**

F29:MRM of 4 channels,ES-  
498.1 > 77.8  
1.672e+006

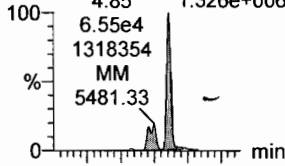


F29:MRM of 4 channels,ES-  
498.1 > 478  
3.725e+004

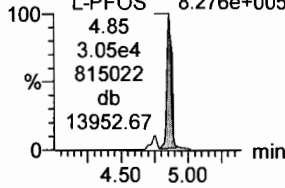


**L-PFOS**

F31:MRM of 2 channels,ES-  
L-PFOS 499 > 79.9  
4.85 1.326e+006  
6.55e4  
1318354  
MM  
5481.33

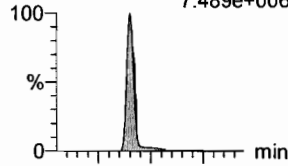


F31:MRM of 2 channels,ES-  
L-PFOS 499 > 99  
4.85 8.276e+005  
3.05e4  
815022  
db  
13952.67

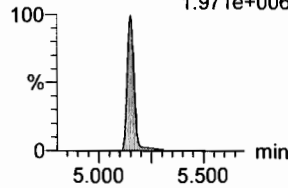


**PFDA**

F36:MRM of 2 channels,ES-  
513 > 468.8  
7.489e+006

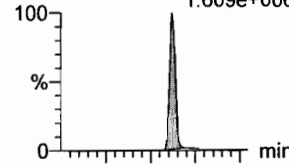


F36:MRM of 2 channels,ES-  
513 > 219  
1.971e+006

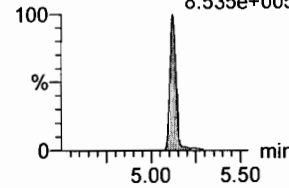


**8:2 FTS**

F41:MRM of 2 channels,ES-  
527 > 506.9  
1.609e+006

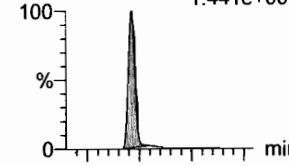


F41:MRM of 2 channels,ES-  
527 > 80  
8.535e+005

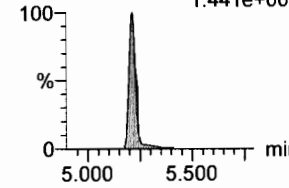


**PFNS**

F44:MRM of 2 channels,ES-  
549.1 > 80.1  
1.441e+006

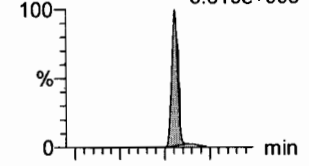


F44:MRM of 2 channels,ES-  
549.1 > 80.1  
1.441e+006

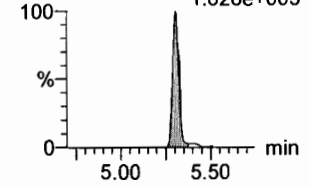


**N-MeFOSAA**

F47:MRM of 2 channels,ES-  
570.1 > 419  
3.619e+006

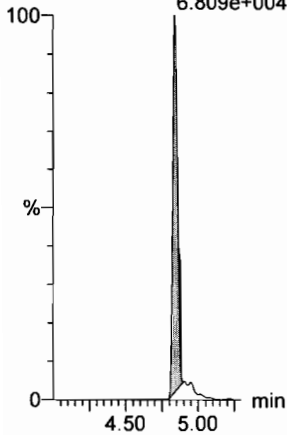


F47:MRM of 2 channels,ES-  
570.1 > 483.0  
1.828e+005



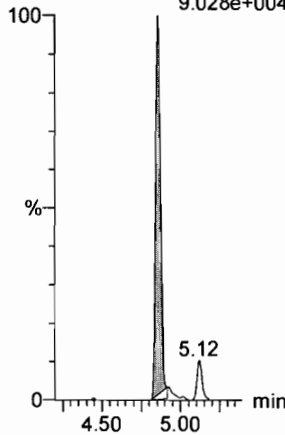
**13C8-PFOSA**

F33:MRM of 1 channel,ES-  
506.1 > 77.7  
6.809e+004



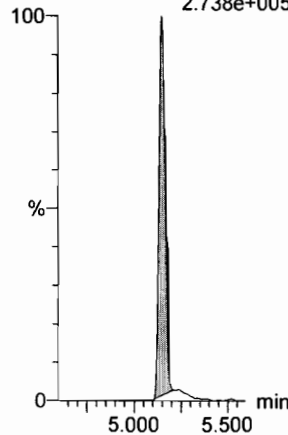
**13C8-PFOS**

F34:MRM of 1 channel,ES-  
507.0 > 79.9  
9.028e+004



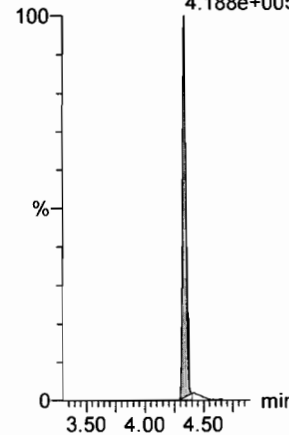
**13C2-PFDA**

F37:MRM of 1 channel,ES-  
515.1 > 469.9  
2.738e+005



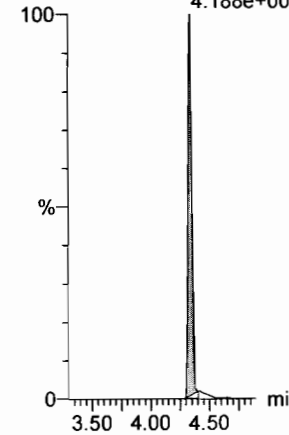
**13C2-PFOA**

F21:MRM of 1 channel,ES-  
414.9 > 369.7  
4.188e+005



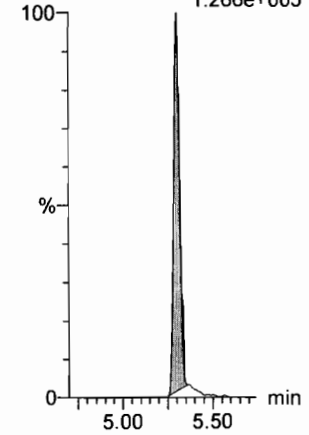
**13C2-PFOA**

F21:MRM of 1 channel,ES-  
414.9 > 369.7  
4.188e+005



**d3-N-MeFOSAA**

F49:MRM of 1 channel,ES-  
573.3 > 419  
1.266e+005

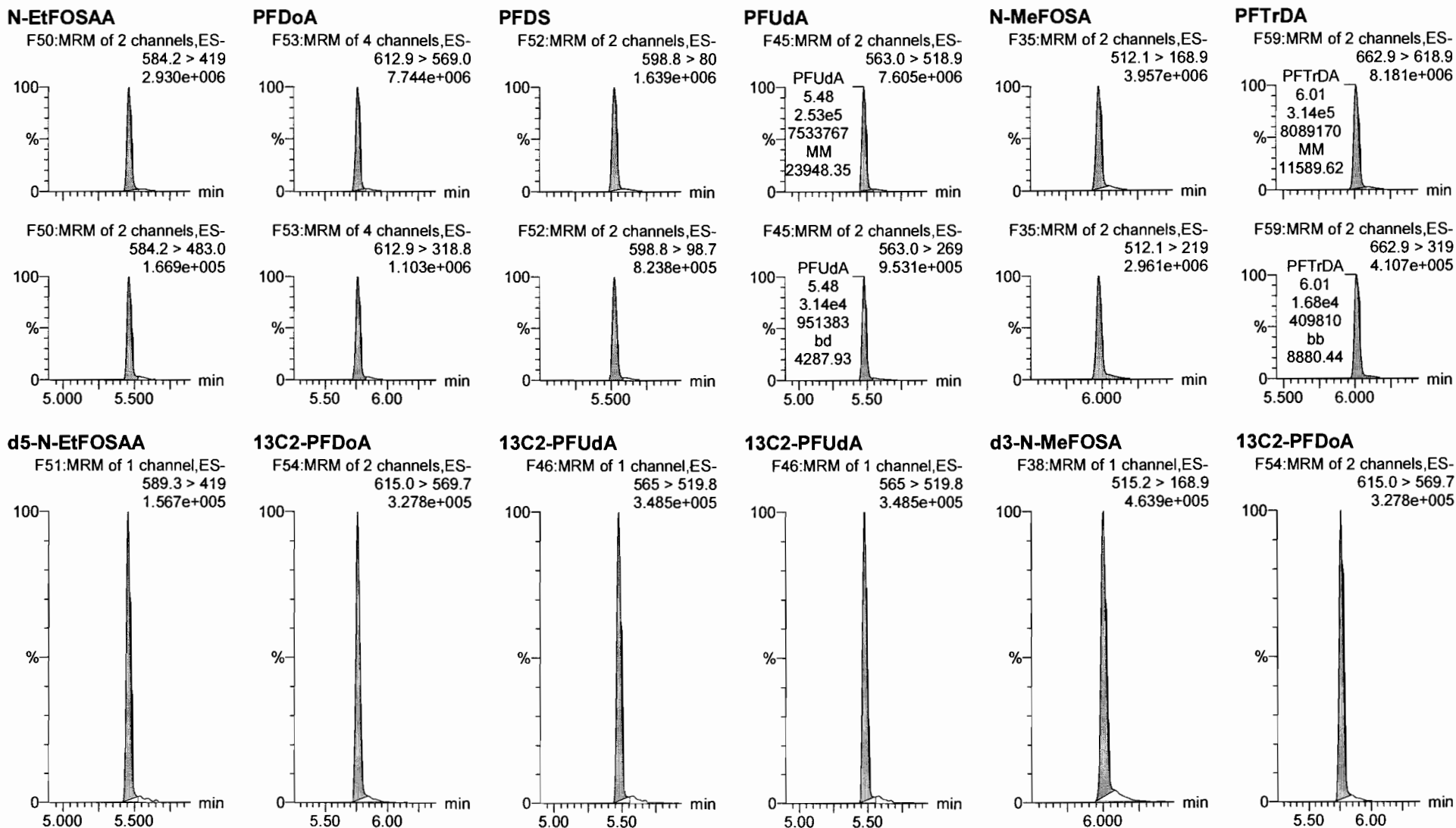


Dataset: F:\Projects\PFAS.PRO\Results\180301M1\180301M1-CRV.qld

Last Altered: Saturday, March 03, 2018 04:46:56 Pacific Standard Time

Printed: Saturday, March 03, 2018 04:47:38 Pacific Standard Time

Name: 180301M1\_10, Date: 02-Mar-2018, Time: 02:23:33, ID: ST180301M1-9 PFC CS6 18B2320, Description: PFC CS6 18B2320



Dataset: F:\Projects\PFAS.PRO\Results\180301M1\180301M1-CRV.qld

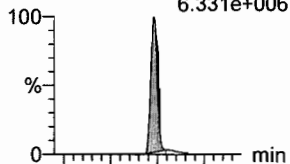
Last Altered: Saturday, March 03, 2018 04:46:56 Pacific Standard Time

Printed: Saturday, March 03, 2018 04:47:38 Pacific Standard Time

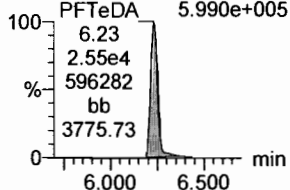
Name: 180301M1\_10, Date: 02-Mar-2018, Time: 02:23:33, ID: ST180301M1-9 PFC CS6 18B2320, Description: PFC CS6 18B2320

**PFTeDA**

F60:MRM of 2 channels,ES-  
712.9 > 668.8  
6.331e+006

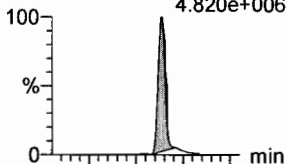


F60:MRM of 2 channels,ES-  
712.9 > 369  
5.990e+005

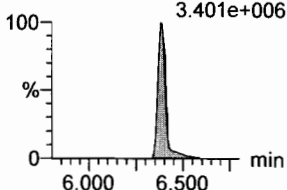


**N-EtFOSA**

F40:MRM of 2 channels,ES-  
526.1 > 168.9  
4.820e+006

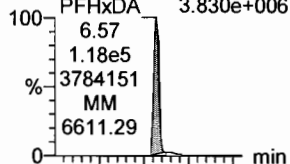


F40:MRM of 2 channels,ES-  
526.1 > 219  
3.401e+006

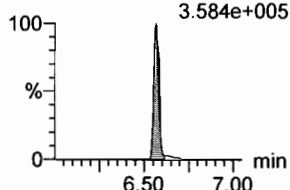


**PFHxDA**

F62:MRM of 2 channels,ES-  
813.1 > 768.6  
3.830e+006




F62:MRM of 2 channels,ES-  
813.1 > 219  
3.584e+005



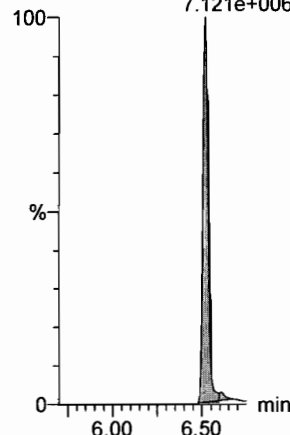
**PFODA**

F64:MRM of 1 channel,ES-  
913.1 > 868.8  
6.296e+006



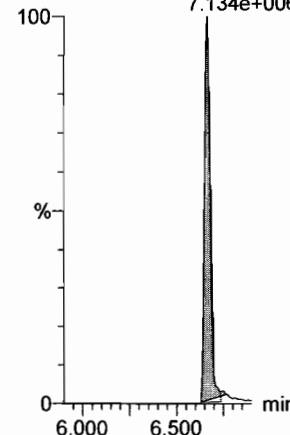
**N-MeFOSE**

F55:MRM of 1 channel,ES-  
616.1 > 58.9  
7.121e+006



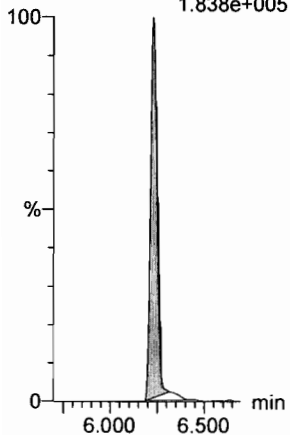
**N-EtFOSE**

F57:MRM of 1 channel,ES-  
630.1 > 58.9  
7.134e+006



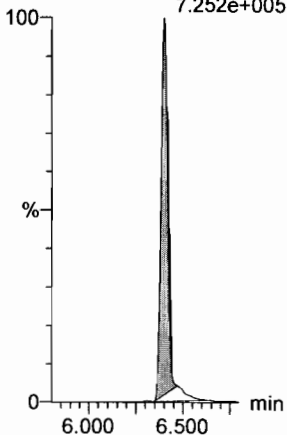
**13C2-PFTeDA**

F61:MRM of 2 channels,ES-  
714.8 > 669.6  
1.838e+005



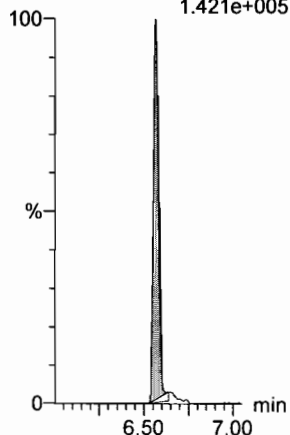
**d5-N-ETFOSA**

F43:MRM of 1 channel,ES-  
531.1 > 168.9  
7.252e+005



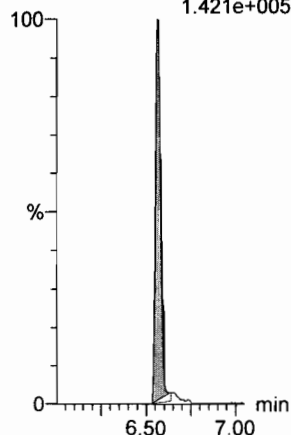
**13C2-PFHxDA**

F63:MRM of 1 channel,ES-  
815 > 769.7  
1.421e+005



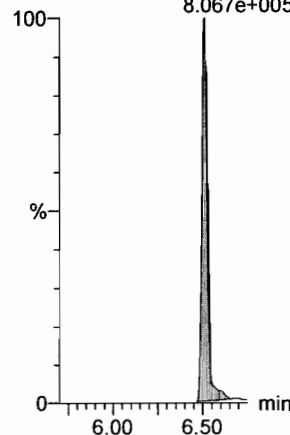
**13C2-PFHxDA**

F63:MRM of 1 channel,ES-  
815 > 769.7  
1.421e+005



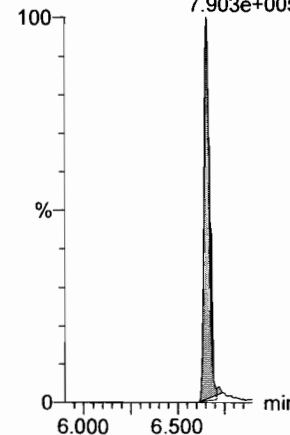
**d7-N-MeFOSE**

F56:MRM of 1 channel,ES-  
623.1 > 58.9  
8.067e+005



**d9-N-EtFOSE**

F58:MRM of 1 channel,ES-  
639.2 > 58.8  
7.903e+005





Dataset: F:\Projects\PFAS.PRO\Results\180301M1\180301M1-CRV.qld

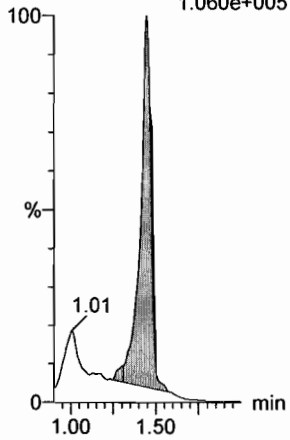
Last Altered: Saturday, March 03, 2018 04:46:56 Pacific Standard Time

Printed: Saturday, March 03, 2018 04:47:38 Pacific Standard Time

Name: 180301M1\_10, Date: 02-Mar-2018, Time: 02:23:33, ID: ST180301M1-9 PFC CS6 18B2320, Description: PFC CS6 18B2320

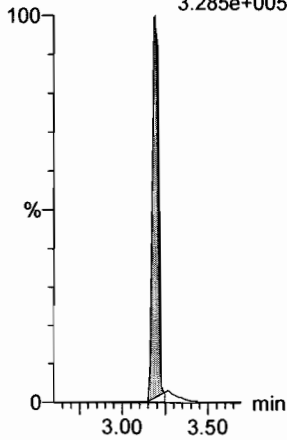
**13C4-PFBA**

F3:MRM of 1 channel,ES-  
217. > 171.8  
1.060e+005



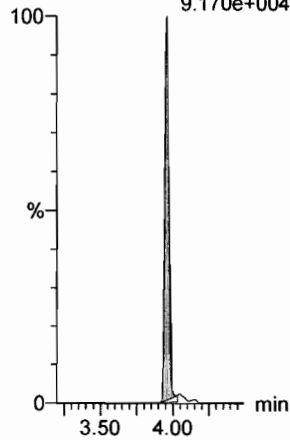
**13C5-PFHxA**

F10:MRM of 1 channel,ES-  
318 > 272.9  
3.285e+005




**13C3-PFHxS**

F18:MRM of 1 channel,ES-  
401.9 > 79.9  
9.170e+004



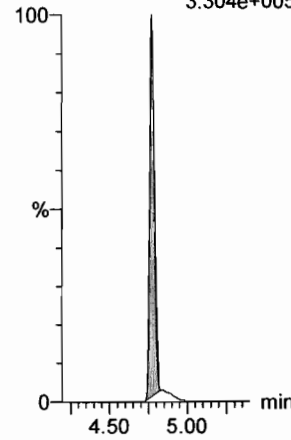
**13C8-PFOA**

F22:MRM of 1 channel,ES-  
421.3 > 376  
3.283e+005



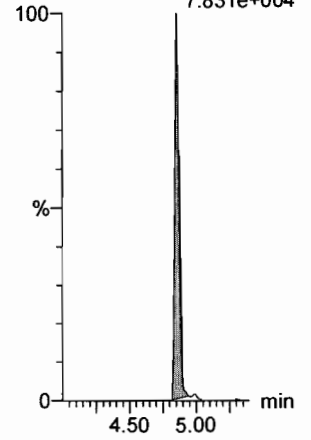
**13C9-PFNA**

F28:MRM of 1 channel,ES-  
472.2 > 426.9  
3.304e+005



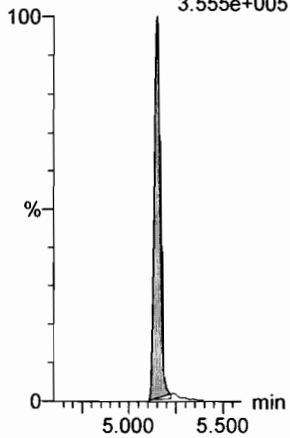
**13C4-PFOS**

F32:MRM of 1 channel,ES-  
503 > 79.9  
7.831e+004



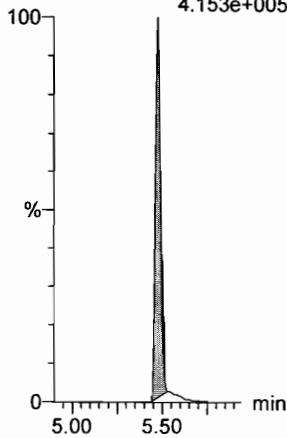
**13C6-PFDA**

F39:MRM of 1 channel,ES-  
519.1 > 473.7  
3.555e+005



**13C7-PFUDa**

F48:MRM of 1 channel,ES-  
570.1 > 524.8  
4.153e+005



Dataset: F:\Projects\PFAS.PRO\Results\180301M1\180301M1-CRV.qld

Last Altered: Saturday, March 03, 2018 05:04:35 Pacific Standard Time

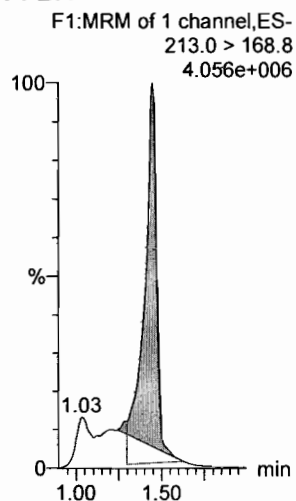
Printed: Saturday, March 03, 2018 05:05:07 Pacific Standard Time

Method: F:\Projects\PFAS.PRO\MethDB\PFAS\_FULL\_80C\_022718.mdb 28 Feb 2018 13:19:45

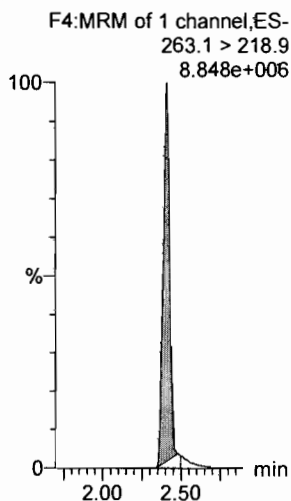
Calibration: 03 Mar 2018 05:04:35

Name: 180301M1\_11, Date: 02-Mar-2018, Time: 02:35:03, ID: ST180301M1-10 PFC CS7 18B2321, Description: PFC CS7 18B2321

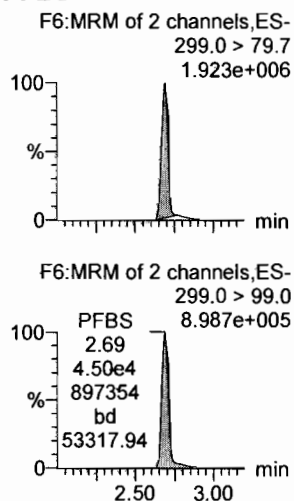
**PFBA**



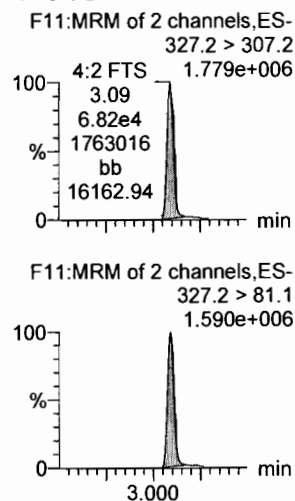
**PFPeA**



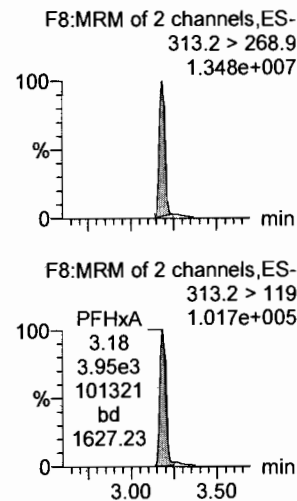
**PFBS**



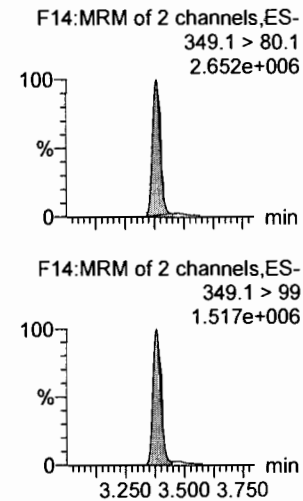
**4:2 FTS**



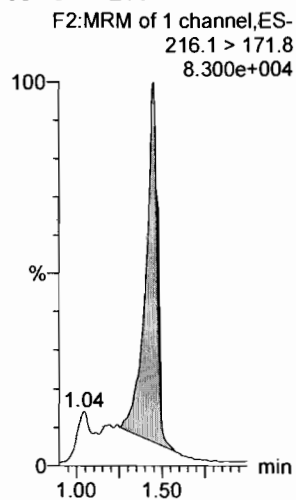
**PFHxA**



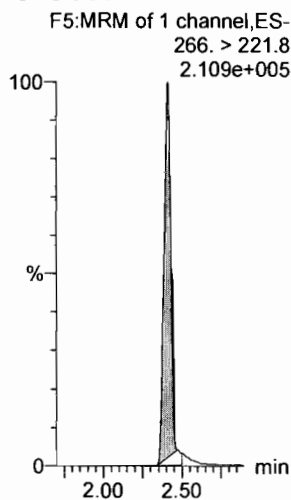
**PFPeS**



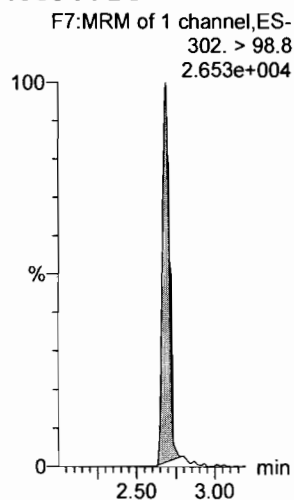
**13C3-PFBA**



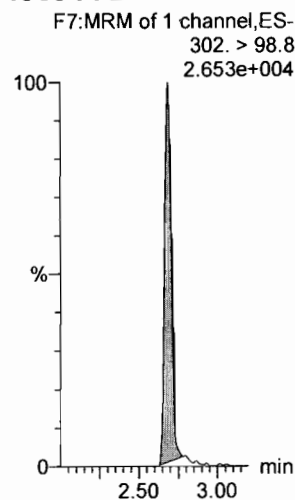
**13C3-PFPeA**



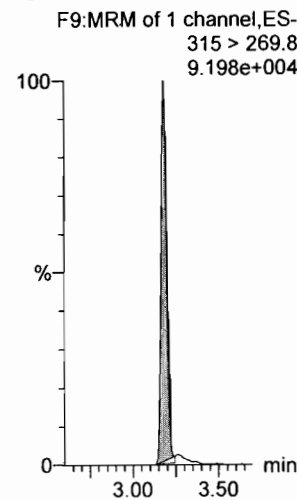
**13C3-PFBS**



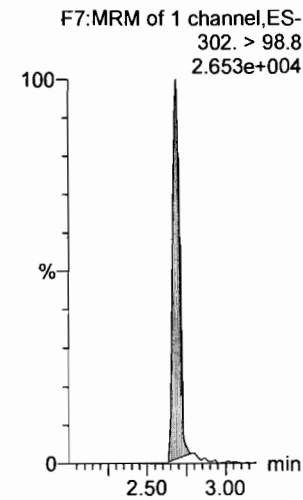
**13C3-PFBS**



**13C2-PFHxA**



**13C3-PFBS**



Dataset: F:\Projects\PFAS.PRO\Results\180301M1\180301M1-CRV.qld

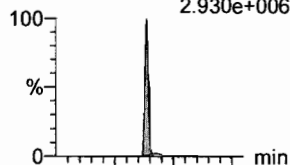
Last Altered: Saturday, March 03, 2018 05:04:35 Pacific Standard Time

Printed: Saturday, March 03, 2018 05:05:07 Pacific Standard Time

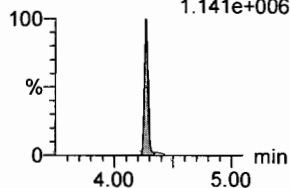
Name: 180301M1\_11, Date: 02-Mar-2018, Time: 02:35:03, ID: ST180301M1-10 PFC CS7 18B2321, Description: PFC CS7 18B2321

6:2 FTS

F23:MRM of 2 channels,ES-  
427.1 > 407  
2.930e+006

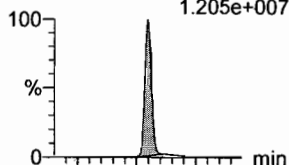


F23:MRM of 2 channels,ES-  
427.1 > 80  
1.141e+006

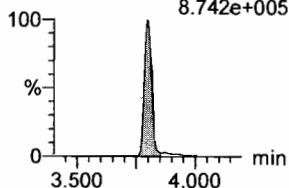


PFHpA

F15:MRM of 2 channels,ES-  
363.0 > 318.9  
1.205e+007

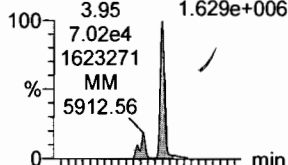


F15:MRM of 2 channels,ES-  
363.0 > 169.0  
8.742e+005

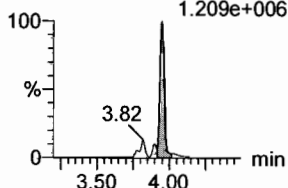


L-PFHxS

F17:MRM of 2 channels,ES-  
L-PFHxS 398.9 > 79.6  
3.95 1.629e+006  
7.02e4  
1623271  
MM  
5912.56

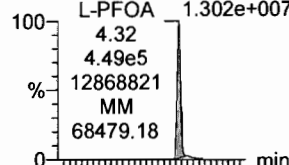


F17:MRM of 2 channels,ES-  
398.9 > 99.0  
1.209e+006

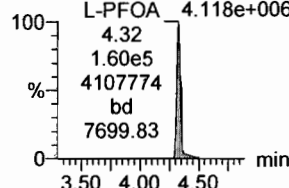


L-PFOA

F20:MRM of 2 channels,ES-  
413 > 368.7  
1.302e+007  
L-PFOA 1.302e+007  
4.32  
4.49e5  
12868821  
MM  
68479.18

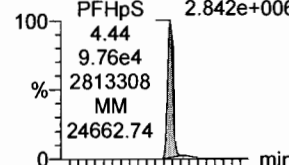


F20:MRM of 2 channels,ES-  
413 > 169  
4.118e+006  
L-PFOA 4.118e+006  
4.32  
1.60e5  
4107774  
bd  
7699.83

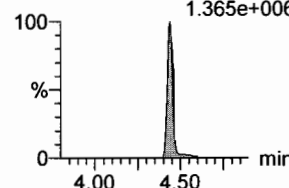


PFHpS

F25:MRM of 2 channels,ES-  
449 > 80.0  
2.842e+006  
PFHpS 2.842e+006  
4.44  
9.76e4  
2813308  
MM  
24662.74




F25:MRM of 2 channels,ES-  
449 > 98.7  
1.365e+006

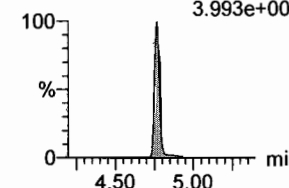


PFNA

F26:MRM of 2 channels,ES-  
463.0 > 418.8  
1.647e+007

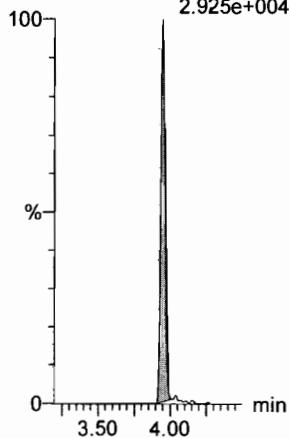


F26:MRM of 2 channels,ES-  
463.0 > 219.0  
3.993e+006



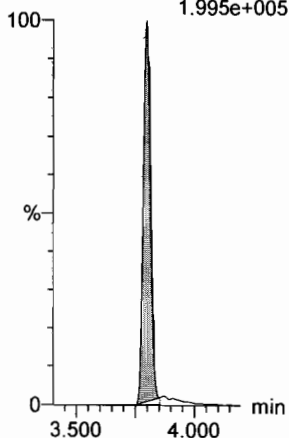
18O2-PFHxS

F19:MRM of 1 channel,ES-  
403.0 > 102.6  
2.925e+004




13C4-PFHpA

F16:MRM of 1 channel,ES-  
367.2 > 321.8  
1.995e+005



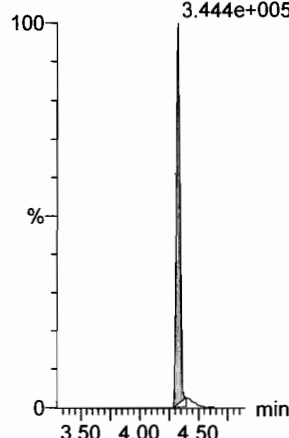
13C2-PFOA

F21:MRM of 1 channel,ES-  
414.9 > 369.7  
3.444e+005



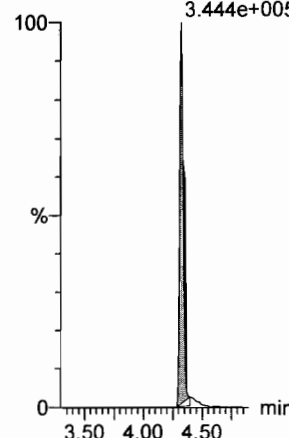
13C2-PFOA

F21:MRM of 1 channel,ES-  
414.9 > 369.7  
3.444e+005



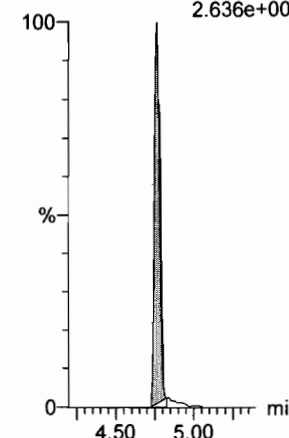
13C2-PFOA

F21:MRM of 1 channel,ES-  
414.9 > 369.7  
3.444e+005



13C5-PFNA

F27:MRM of 1 channel,ES-  
468.2 > 422.9  
2.636e+005



Dataset: F:\Projects\PFAS.PRO\Results\180301M1\180301M1-CRV.qld

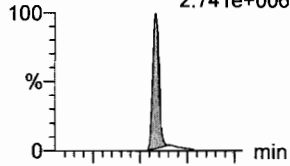
Last Altered: Saturday, March 03, 2018 05:04:35 Pacific Standard Time

Printed: Saturday, March 03, 2018 05:05:07 Pacific Standard Time

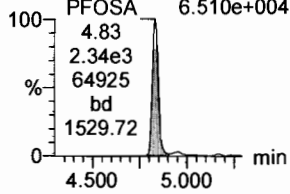
Name: 180301M1\_11, Date: 02-Mar-2018, Time: 02:35:03, ID: ST180301M1-10 PFC CS7 18B2321, Description: PFC CS7 18B2321

**PFOSA**

F29:MRM of 4 channels,ES-  
498.1 > 77.8  
2.741e+006

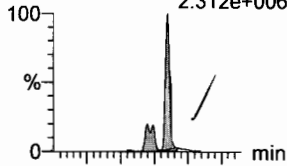


F29:MRM of 4 channels,ES-  
498.1 > 478  
6.510e+004

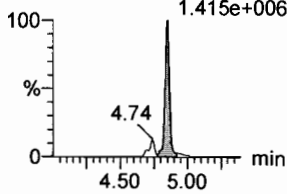


**L-PFOS**

F31:MRM of 2 channels,ES-  
499 > 79.9  
2.312e+006

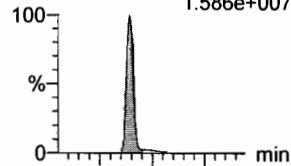


F31:MRM of 2 channels,ES-  
499 > 99  
1.415e+006

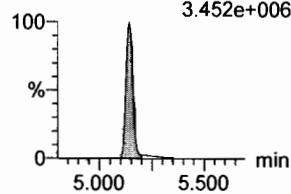


**PFDA**

F36:MRM of 2 channels,ES-  
513 > 468.8  
1.586e+007

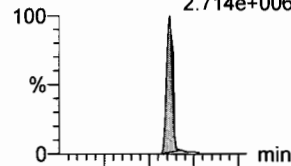


F36:MRM of 2 channels,ES-  
513 > 219  
3.452e+006

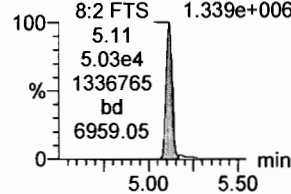


**8:2 FTS**

F41:MRM of 2 channels,ES-  
527 > 506.9  
2.714e+006

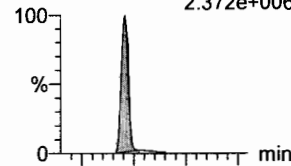


F41:MRM of 2 channels,ES-  
527 > 80  
1.339e+006

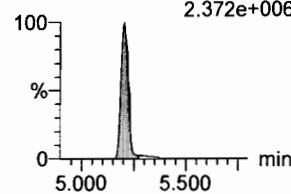


**PFNS**

F44:MRM of 2 channels,ES-  
549.1 > 80.1  
2.372e+006

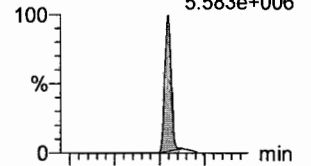


F44:MRM of 2 channels,ES-  
549.1 > 80.1  
2.372e+006

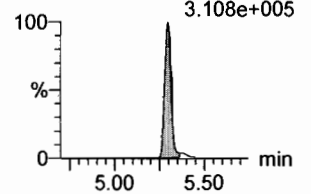


**N-MeFOSAA**

F47:MRM of 2 channels,ES-  
570.1 > 419  
5.583e+006

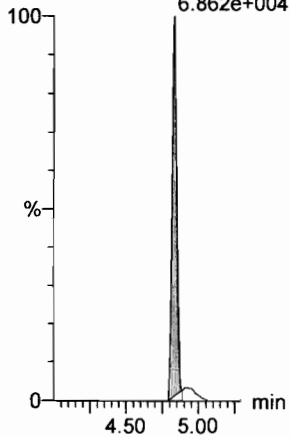


F47:MRM of 2 channels,ES-  
570.1 > 483.0  
3.108e+005



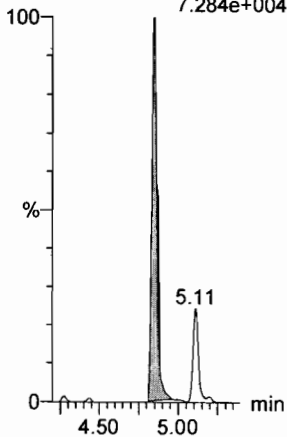
**13C8-PFOSA**

F33:MRM of 1 channel,ES-  
506.1 > 77.7  
6.862e+004



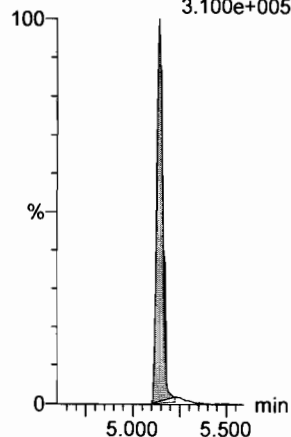
**13C8-PFOS**

F34:MRM of 1 channel,ES-  
507.0 > 79.9  
7.284e+004



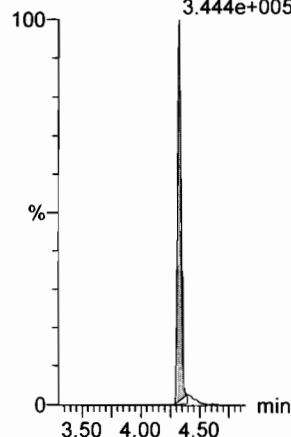
**13C2-PFDA**

F37:MRM of 1 channel,ES-  
515.1 > 469.9  
3.100e+005



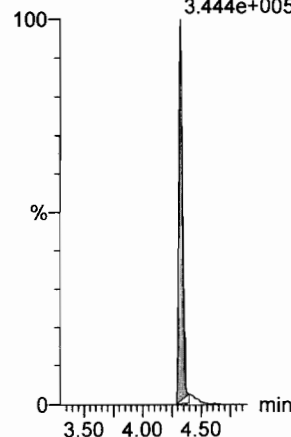
**13C2-PFOA**

F21:MRM of 1 channel,ES-  
414.9 > 369.7  
3.444e+005




**13C2-PFOA**

F21:MRM of 1 channel,ES-  
414.9 > 369.7  
3.444e+005



**d3-N-MeFOSAA**

F49:MRM of 1 channel,ES-  
573.3 > 419  
1.120e+005

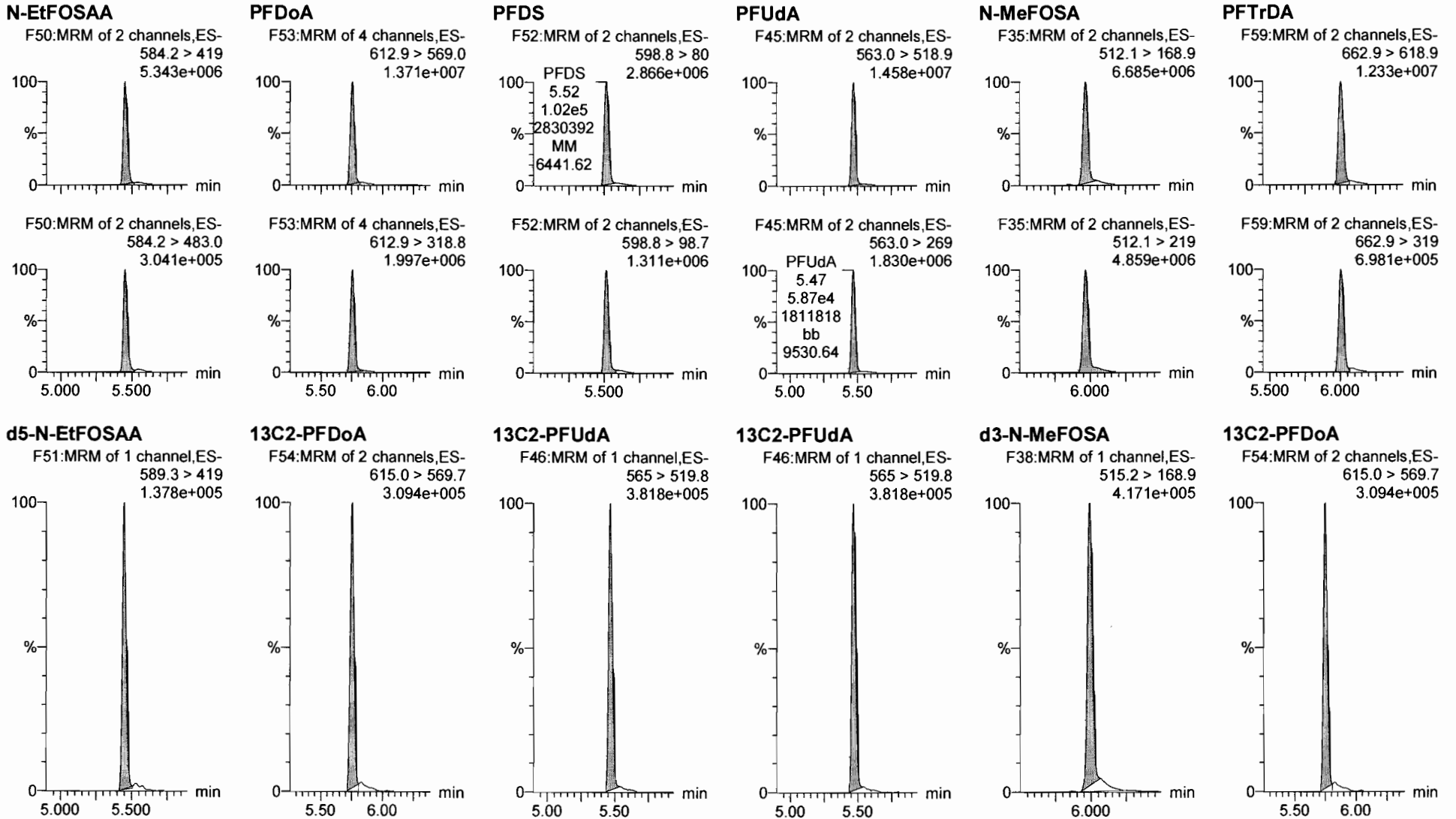


Dataset: F:\Projects\PFAS.PRO\Results\180301M1\180301M1-CRV.qld

Last Altered: Saturday, March 03, 2018 05:04:35 Pacific Standard Time

Printed: Saturday, March 03, 2018 05:05:07 Pacific Standard Time

Name: 180301M1\_11, Date: 02-Mar-2018, Time: 02:35:03, ID: ST180301M1-10 PFC CS7 18B2321, Description: PFC CS7 18B2321



Dataset: F:\Projects\PFAS.PRO\Results\180301M1\180301M1-CRV.qld

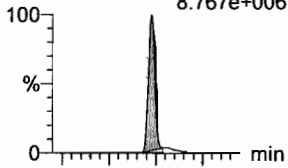
Last Altered: Saturday, March 03, 2018 05:04:35 Pacific Standard Time

Printed: Saturday, March 03, 2018 05:05:07 Pacific Standard Time

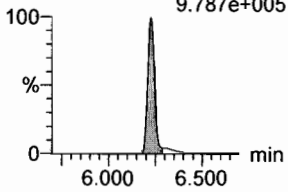
Name: 180301M1\_11, Date: 02-Mar-2018, Time: 02:35:03, ID: ST180301M1-10 PFC CS7 18B2321, Description: PFC CS7 18B2321

**PFTeDA**

F60:MRM of 2 channels,ES-  
712.9 > 668.8  
8.767e+006

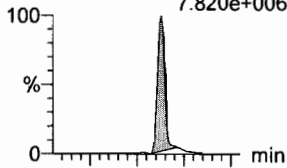


F60:MRM of 2 channels,ES-  
712.9 > 369  
9.787e+005

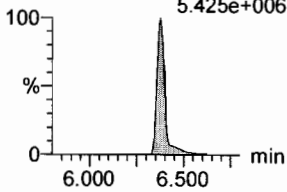


**N-EtFOSA**

F40:MRM of 2 channels,ES-  
526.1 > 168.9  
7.820e+006

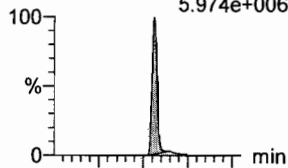


F40:MRM of 2 channels,ES-  
526.1 > 219  
5.425e+006

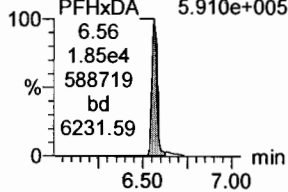


**PFHxDA**

F62:MRM of 2 channels,ES-  
813.1 > 768.6  
5.974e+006




F62:MRM of 2 channels,ES-  
813.1 > 219  
5.910e+005



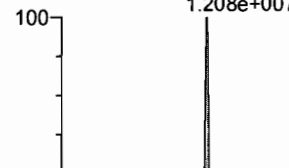
**PFODA**

F64:MRM of 1 channel,ES-  
913.1 > 868.8  
9.355e+006




**N-MeFOSE**

F55:MRM of 1 channel,ES-  
616.1 > 58.9  
1.208e+007




**N-EtFOSE**

F57:MRM of 1 channel,ES-  
630.1 > 58.9  
1.363e+007




**13C2-PFTeDA**

F61:MRM of 2 channels,ES-  
714.8 > 669.6  
1.568e+005




**d5-N-ETFOSA**

F43:MRM of 1 channel,ES-  
531.1 > 168.9  
5.882e+005




**13C2-PFHxDA**

F63:MRM of 1 channel,ES-  
815 > 769.7  
1.453e+005



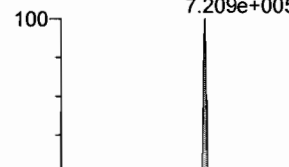
**13C2-PFHxDA**

F63:MRM of 1 channel,ES-  
815 > 769.7  
1.453e+005




**d7-N-MeFOSE**

F56:MRM of 1 channel,ES-  
623.1 > 58.9  
7.209e+005



**d9-N-EtFOSE**

F58:MRM of 1 channel,ES-  
639.2 > 58.8  
6.193e+005



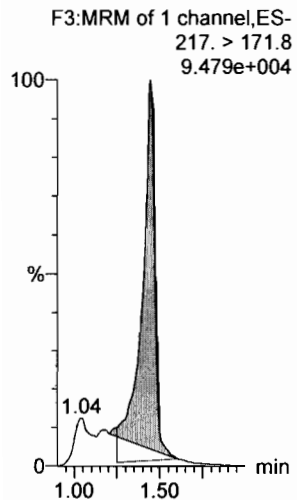
Dataset: F:\Projects\PFAS.PRO\Results\180301M1\180301M1-CRV.qld

Last Altered: Saturday, March 03, 2018 05:04:35 Pacific Standard Time

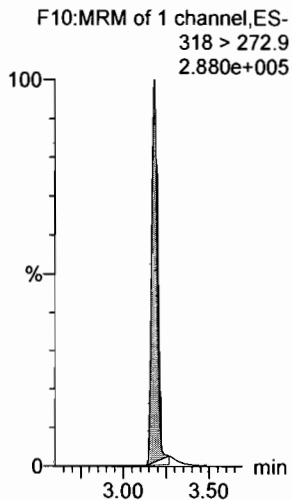
Printed: Saturday, March 03, 2018 05:05:07 Pacific Standard Time

Name: 180301M1\_11, Date: 02-Mar-2018, Time: 02:35:03, ID: ST180301M1-10 PFC CS7 18B2321, Description: PFC CS7 18B2321

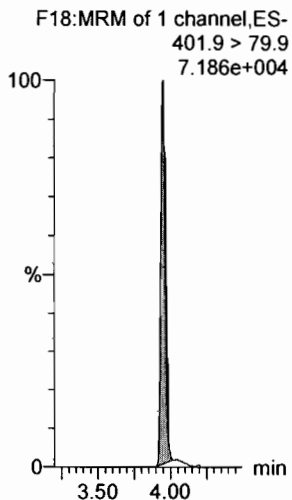
**13C4-PFBA**



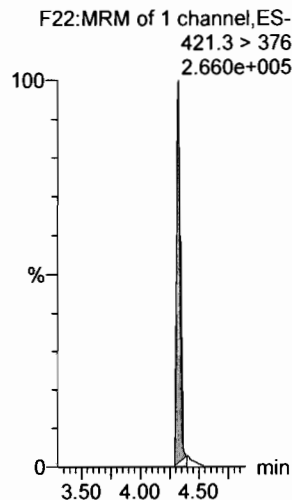
**13C5-PFHxA**



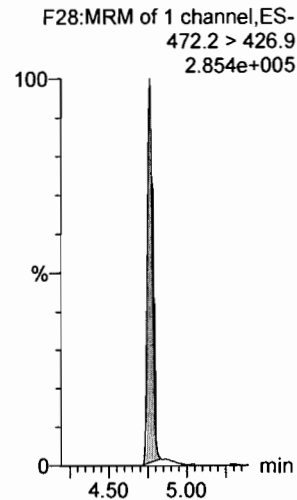
**13C3-PFHxS**



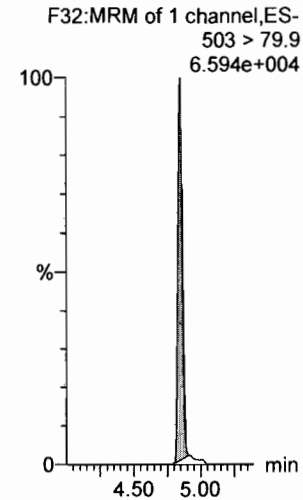
**13C8-PFOA**



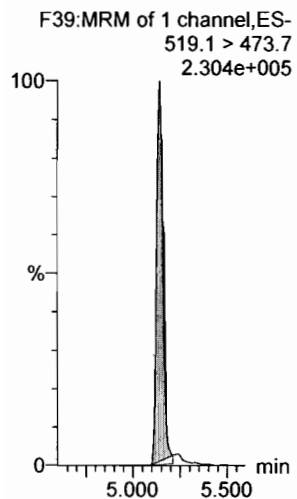
**13C9-PFNA**



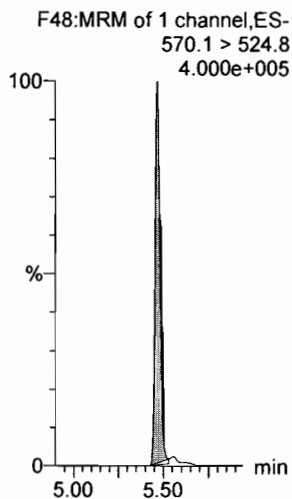
**13C4-PFOS**



**13C6-PFDA**



**13C7-PFUdA**



Dataset: F:\Projects\PFAS.PRO\Results\180301M1\180301M1-13.qld

Last Altered: Monday, March 05, 2018 08:41:59 Pacific Standard Time

Printed: Monday, March 05, 2018 08:42:12 Pacific Standard Time

Method: F:\Projects\PFAS.PRO\MethDB\PFAS\_FULL\_80C\_022718.mdb 28 Feb 2018 13:19:45

Calibration: F:\Projects\PFAS.PRO\CurveDB\C18\_VAL-PFAS\_Q4\_03-01-18-FULL.cdb 05 Mar 2018 08:17:35

Name: 180301M1\_13, Date: 02-Mar-2018, Time: 02:58:02, ID: ICV180301M1-1 PFC ICV 18B2311, Description: PFC ICV 18B2311

#	Name	Trace	Area	IS Area	RRF	Pred.RT	RT	y Axis Resp.	Conc.	%Rec	Recovery Out
1	1 PFBA	213.0 > 168.8	5.21e3	6.54e3		1.46	1.46	9.95	8.21	82.1	NO
2	2 PFPeA	263.1 > 218.9	8.61e3	1.19e4		2.31	2.42	9.08	9.02	90.2	NO
3	3 PFBS	299.0 > 79.7	1.78e3	1.49e3		2.60	2.69	14.9	8.33	83.3	NO
4	4 4:2 FTS	327.2>307.2	1.43e3	1.49e3		3.00	3.09	12.1	8.66	86.6	NO
5	5 PFHxA	313.2 > 268.9	1.07e4	3.56e3		3.19	3.19	15.0	9.75	97.5	NO
6	6 PFPeS	349.1>80.1	2.08e3	1.49e3		3.39	3.39	17.5	8.91	89.1	NO
7	7 PFHpA	363.0 > 318.9	9.01e3	9.10e3		3.81	3.80	12.4	9.05	90.5	NO
8	8 L-PFHxS	398.9 > 79.6	1.27e3	1.32e3		4.17	3.95	12.0	7.01	70.1	NO
9	10 6:2 FTS	427.1 > 407	2.15e3	1.36e4		4.28	4.28	1.97	10.8	108.5	NO
10	11 L-PFOA	413 > 368.7	9.54e3	1.36e4		4.40	4.33	8.74	8.95	89.5	NO
11	13 PFHpS	449 > 80.0	2.37e3	1.36e4		4.44	4.44	2.18	9.21	92.1	NO
12	14 PFNA	463.0 > 418.8	1.09e4	1.17e4		4.76	4.77	11.6	8.14	81.4	NO
13	15 PFOSA	498.1 > 77.8	2.48e3	3.47e3		4.83	4.84	8.92	8.37	83.7	NO
14	16 L-PFOS	499 > 79.9	2.41e3	3.35e3		4.90	4.85	8.97	8.10	81.0	NO
15	18 PFDA	513 > 468.8	1.39e4	1.38e4		5.14	5.15	12.6	8.51	85.1	NO
16	19 8:2 FTS	527 > 506.9	2.13e3	1.36e4		5.12	5.12	1.95	9.23	92.3	NO
17	20 PFNS	549.1>80.1	2.07e3	3.35e3		5.08	5.21	7.70	8.31	83.1	NO
18	21 N-MeFOSAA	570.1 > 419	5.25e3	5.07e3		5.29	5.30	13.0	8.79	87.9	NO
19	22 N-EtFOSAA	584.2 > 419	4.43e3	5.15e3		5.45	5.46	10.7	11.1	110.9	NO
20	23 PFUdA	563.0 > 518.9	1.10e4	1.58e4		5.46	5.47	8.70	8.25	82.5	NO
21	24 PFDS	598.8 > 80	2.64e3	1.58e4		5.51	5.52	2.08	7.39	73.9	NO
22	25 PFDoA	612.9 > 569.0	1.19e4	1.10e4		5.74	5.76	13.5	10.1	101.1	NO
23	26 N-MeFOSA	512.1 > 168.9		1.90e4		5.84					NO
24	27 PFTrDA	662.9 > 618.9	1.21e4	1.10e4		5.98	6.01	13.7	9.05	90.5	NO
25	28 PFTeDA	712.9 > 668.8	1.00e4	5.84e3		6.20	6.23	21.4	7.90	79.0	NO
26	29 N-EtFOSA	526.1 > 168.9		3.05e4		6.22					NO
27	30 PFHxDA	813.1 > 768.6		4.33e3		6.51					NO
28	31 PFODA	913.1 > 868.8		4.33e3		6.74					NO
29	32 N-MeFOSE	616.1 > 58.9		2.95e4		6.31					NO
30	33 N-EtFOSE	630.1 > 58.9		2.27e4		6.45					NO
31	34 13C3-PFBA	216.1 > 171.8	6.54e3	7.09e3	0.895	1.46	1.45	11.5	12.9	103.0	NO



Dataset: F:\Projects\PFAS.PRO\Results\180301M1\180301M1-13.qld

Last Altered: Monday, March 05, 2018 08:41:59 Pacific Standard Time

Printed: Monday, March 05, 2018 08:42:12 Pacific Standard Time

Name: 180301M1\_13, Date: 02-Mar-2018, Time: 02:58:02, ID: ICV180301M1-1 PFC ICV 18B2311, Description: PFC ICV 18B2311

	# Name	Trace	Area	IS Area	RRF	Pred.RT	RT	y Axis Resp.	Conc.	%Rec	Recovery	Out
32	35 13C3-PFPeA	266. > 221.8	1.19e4	1.34e4	0.983	2.42	2.42	11.1	11.3	90.1	NO	
33	36 13C3-PFBS	302. > 98.8	1.49e3	1.34e4	0.125	2.69	2.69	1.39	11.1	88.9	NO	
34	37 13C2-PFHxA	315 > 269.8	3.56e3	1.34e4	0.722	3.19	3.19	3.32	4.60	92.0	NO	
35	38 13C4-PFHpA	367.2 > 321.8	9.10e3	1.34e4	0.687	3.81	3.80	8.50	12.4	98.9	NO	
36	39 18O2-PFHxS	403.0 > 102.6	1.32e3	3.22e3	0.367	3.96	3.96	5.14	14.0	112.1	NO	
37	40 13C2-PFOA	414.9 > 369.7	1.36e4	1.12e4	1.260	4.33	4.33	15.2	12.0	96.3	NO	
38	41 13C5-PFNA	468.2 > 422.9	1.17e4	1.14e4	0.959	4.76	4.77	12.8	13.3	106.6	NO	
39	42 13C8-PFOA	506.1 > 77.7	3.47e3	1.43e4	0.229	4.83	4.84	3.03	13.2	105.7	NO	
40	43 13C8-PFOS	507.0 > 79.9	3.35e3	2.98e3	1.053	4.84	4.85	14.1	13.4	106.8	NO	
41	44 13C2-PFDA	515.1 > 469.9	1.38e4	1.34e4	0.977	5.14	5.15	12.8	13.2	105.2	NO	
42	45 d3-N-MeFOSAA	573.3 > 419	5.07e3	1.43e4	0.384	5.29	5.30	4.42	11.5	92.0	NO	
43	46 d5-N-EtFOSAA	589.3 > 419	5.15e3	1.43e4	0.403	5.45	5.46	4.50	11.2	89.3	NO	
44	47 13C2-PFUdA	565 > 519.8	1.58e4	1.43e4	1.019	5.46	5.47	13.8	13.6	108.4	NO	
45	48 13C2-PFDoA	615.0 > 569.7	1.10e4	1.43e4	0.908	5.74	5.76	9.61	10.6	84.7	NO	
46	49 d3-N-MeFOSA	515.2 > 168.9	1.90e4	1.43e4	0.117	5.84	6.01	16.6	141	94.2	NO	
47	50 13C2-PFTeDA	714.8 > 669.6	5.84e3	1.43e4	0.414	6.20	6.23	5.09	12.3	98.4	NO	
48	51 d5-N-ETFOSA	531.1 > 168.9	3.05e4	1.43e4	0.181	6.22	6.40	26.6	147	97.9	NO	
49	52 13C2-PFHxDA	815 > 769.7	4.33e3	1.43e4	0.782	6.51	6.57	3.77	4.83	96.5	NO	
50	53 d7-N-MeFOSE	623.1 > 58.9	2.95e4	1.43e4	0.172	6.31	6.51	25.7	150	99.8	NO	
51	54 d9-N-EtFOSE	639.2 > 58.8	2.27e4	1.43e4	0.146	6.45	6.66	19.8	135	90.0	NO	
52	55 13C4-PFBA	217. > 171.8	7.09e3	7.09e3	1.000	1.46	1.45	12.5	12.5	100.0	NO	
53	56 13C5-PFHxA	318 > 272.9	1.34e4	1.34e4	1.000	3.19	3.19	12.5	12.5	100.0	NO	
54	57 13C3-PFHxS	401.9 > 79.9	3.22e3	3.22e3	1.000	3.96	3.95	12.5	12.5	100.0	NO	
55	58 13C8-PFOA	421.3 > 376	1.12e4	1.12e4	1.000	4.33	4.33	12.5	12.5	100.0	NO	
56	59 13C9-PFNA	472.2 > 426.9	1.14e4	1.14e4	1.000	4.70	4.77	12.5	12.5	100.0	NO	
57	60 13C4-PFOS	503 > 79.9	2.98e3	2.98e3	1.000	4.84	4.85	12.5	12.5	100.0	NO	
58	61 13C6-PFDA	519.1 > 473.7	1.34e4	1.34e4	1.000	5.14	5.15	12.5	12.5	100.0	NO	
59	62 13C7-PFUdA	570.1 > 524.8	1.43e4	1.43e4	1.000	5.46	5.47	12.5	12.5	100.0	NO	

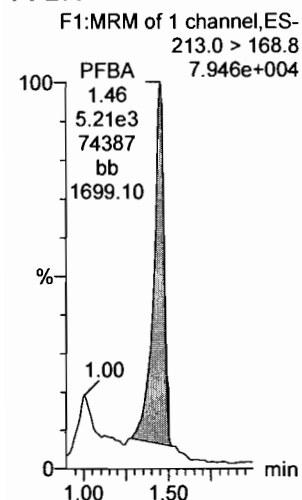
Dataset: F:\Projects\PFAS.PRO\Results\180301M1\180301M1-13.qld

Last Altered: Monday, March 05, 2018 08:41:59 Pacific Standard Time  
Printed: Monday, March 05, 2018 08:42:12 Pacific Standard Time

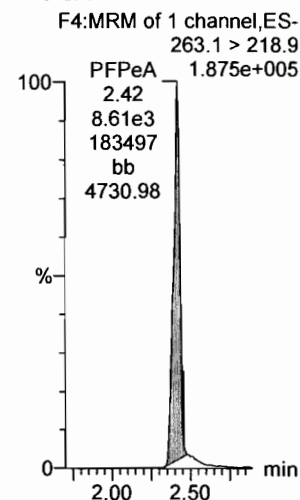
Method: F:\Projects\PFAS.PRO\MethDB\PFAS\_FULL\_80C\_022718.mdb 28 Feb 2018 13:19:45  
Calibration: F:\Projects\PFAS.PRO\CurveDB\C18\_VAL-PFAS\_Q4\_03-01-18-FULL.cdb 05 Mar 2018 08:17:35

Name: 180301M1\_13, Date: 02-Mar-2018, Time: 02:58:02, ID: ICV180301M1-1 PFC ICV 18B2311, Description: PFC ICV 18B2311

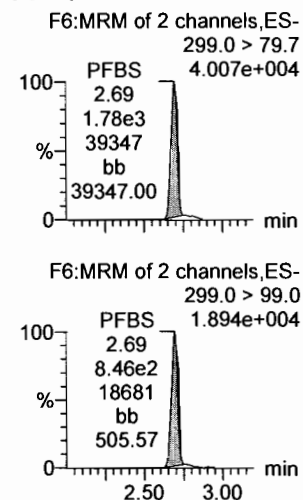
**PFBA**



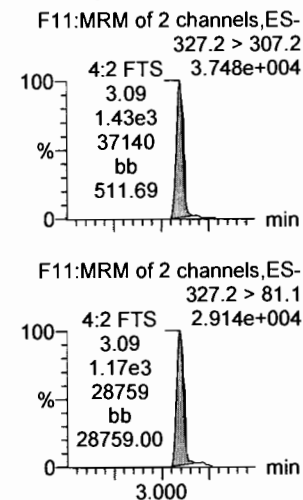
**PFPeA**



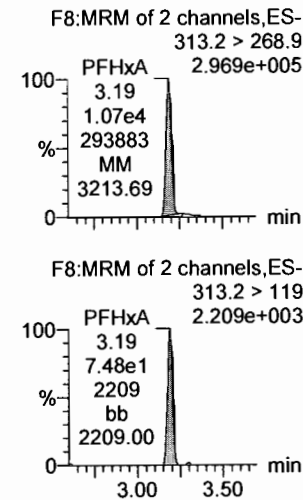
**PFBS**



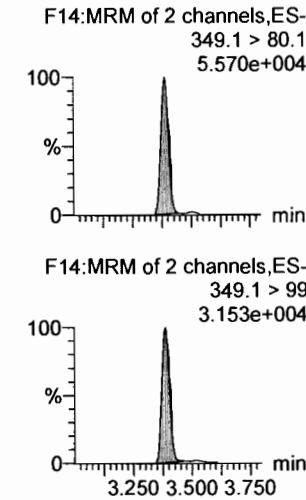
**4:2 FTS**



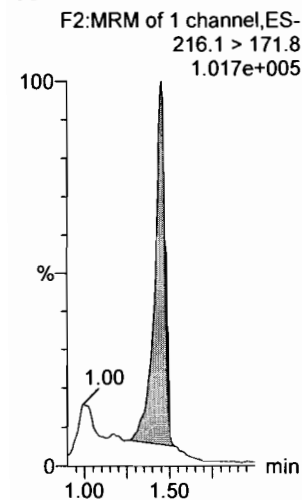
**PFHxA**



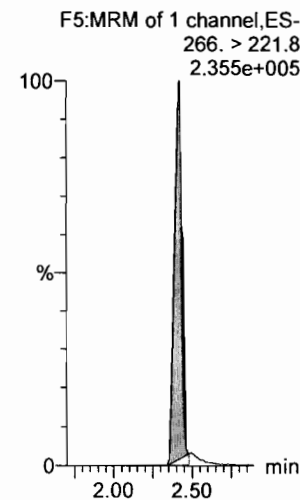
**PFPeS**



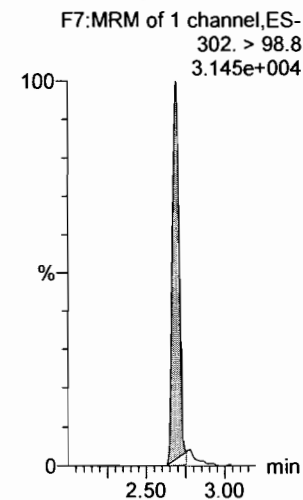
**13C3-PFBA**



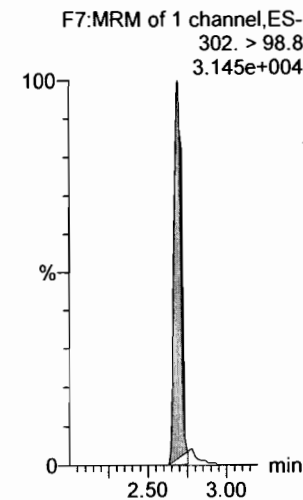
**13C3-PFPeA**



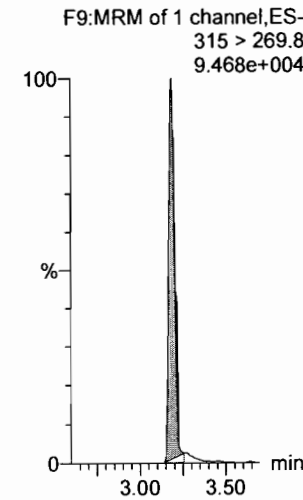
**13C3-PFBS**



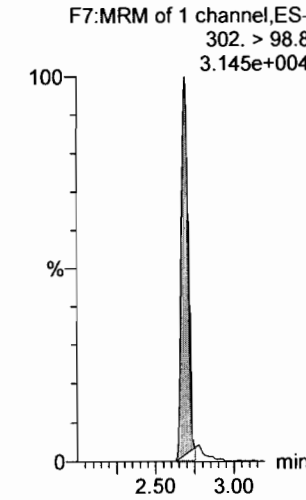
**13C3-PFBS**



**13C2-PFHxA**



**13C3-PFBS**



Dataset: F:\Projects\PFAS.PRO\Results\180301M1\180301M1-13.qld

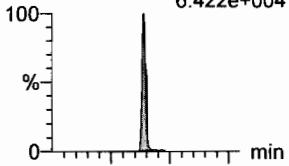
Last Altered: Monday, March 05, 2018 08:41:59 Pacific Standard Time

Printed: Monday, March 05, 2018 08:42:12 Pacific Standard Time

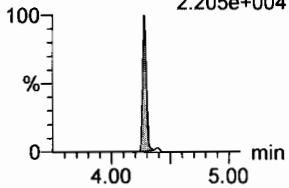
Name: 180301M1\_13, Date: 02-Mar-2018, Time: 02:58:02, ID: ICV180301M1-1 PFC ICV 18B2311, Description: PFC ICV 18B2311

**6:2 FTS**

F23:MRM of 2 channels,ES-  
427.1 > 407  
6.422e+004

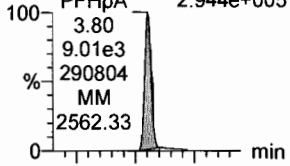


F23:MRM of 2 channels,ES-  
427.1 > 80  
2.205e+004

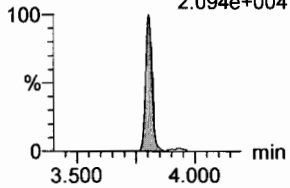


**PFHpA**

F15:MRM of 2 channels,ES-  
363.0 > 318.9  
2.944e+005

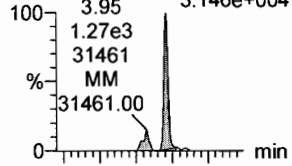


F15:MRM of 2 channels,ES-  
363.0 > 169.0  
2.094e+004

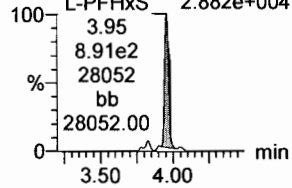


**L-PFHxS**

F17:MRM of 2 channels,ES-  
L-PFHxS 398.9 > 79.6  
3.146e+004

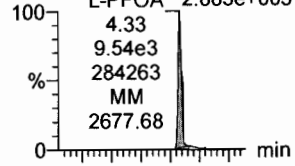


F17:MRM of 2 channels,ES-  
L-PFHxS 398.9 > 99.0  
2.882e+004

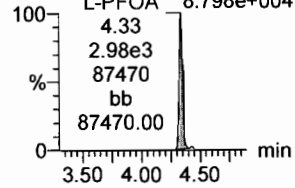


**L-PFOA**

F20:MRM of 2 channels,ES-  
L-PFOA 413 > 368.7  
2.883e+005

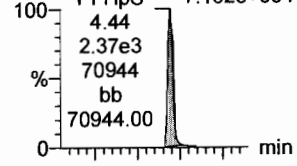


F20:MRM of 2 channels,ES-  
L-PFOA 413 > 169  
8.798e+004

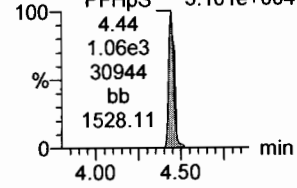


**PFHpS**

F25:MRM of 2 channels,ES-  
PFHpS 449 > 80.0  
7.152e+004

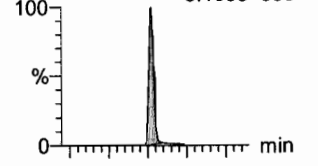


F25:MRM of 2 channels,ES-  
PFHpS 449 > 98.7  
3.101e+004

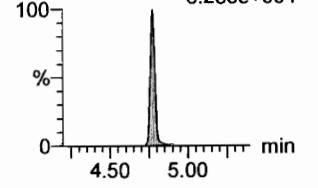


**PFNA**

F26:MRM of 2 channels,ES-  
PFNA 463.0 > 418.8  
3.150e+005

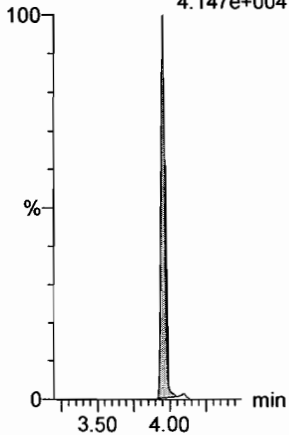


F26:MRM of 2 channels,ES-  
PFNA 463.0 > 219.0  
8.235e+004



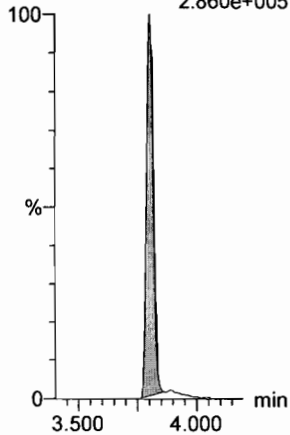
**18O2-PFHxS**

F19:MRM of 1 channel,ES-  
18O2-PFHxS 403.0 > 102.6  
4.147e+004



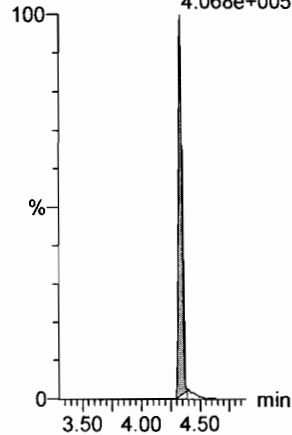
**13C4-PFHpa**

F16:MRM of 1 channel,ES-  
13C4-PFHpa 367.2 > 321.8  
2.860e+005



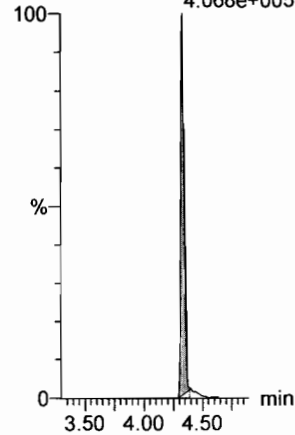
**13C2-PFOA**

F21:MRM of 1 channel,ES-  
13C2-PFOA 414.9 > 369.7  
4.068e+005



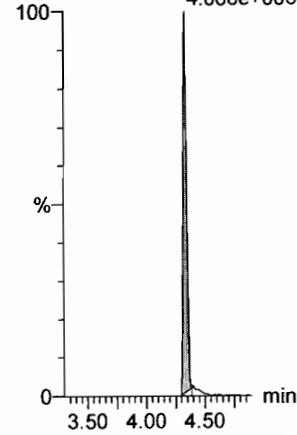
**13C2-PFOA**

F21:MRM of 1 channel,ES-  
13C2-PFOA 414.9 > 369.7  
4.068e+005



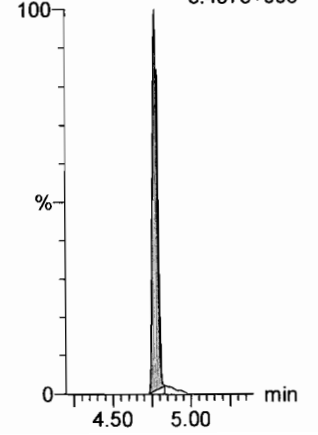
**13C2-PFOA**

F21:MRM of 1 channel,ES-  
13C2-PFOA 414.9 > 369.7  
4.068e+005



**13C5-PFNA**

F27:MRM of 1 channel,ES-  
13C5-PFNA 468.2 > 422.9  
3.487e+005



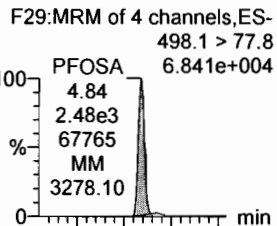
Dataset: F:\Projects\PFAS.PRO\Results\180301M1\180301M1-13.qld

Last Altered: Monday, March 05, 2018 08:41:59 Pacific Standard Time

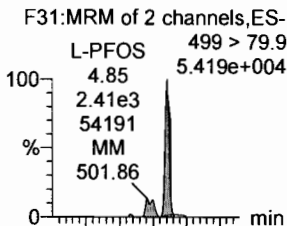
Printed: Monday, March 05, 2018 08:42:12 Pacific Standard Time

Name: 180301M1\_13, Date: 02-Mar-2018, Time: 02:58:02, ID: ICV180301M1-1 PFC ICV 18B2311, Description: PFC ICV 18B2311

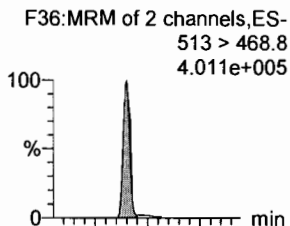
**PFOSA**



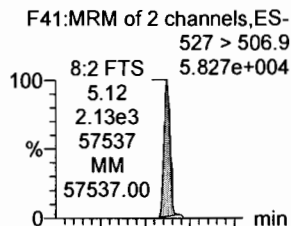
**L-PFOS**



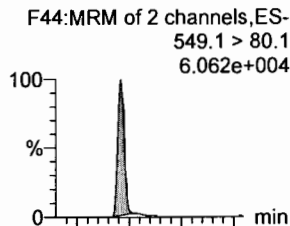
**PFDA**



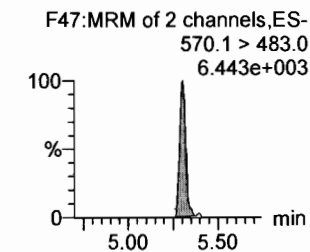
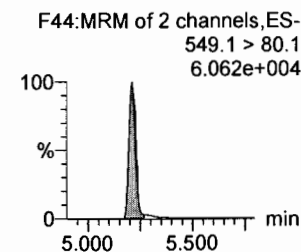
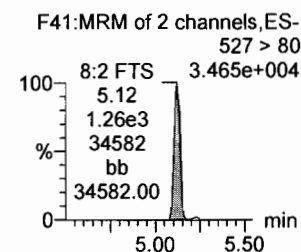
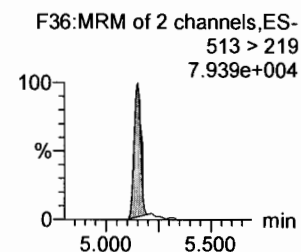
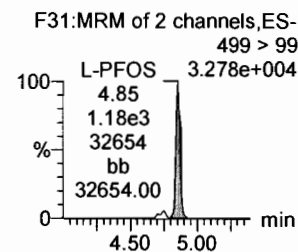
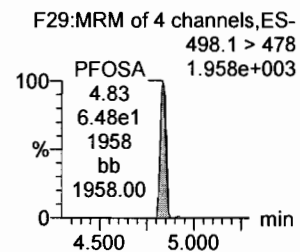
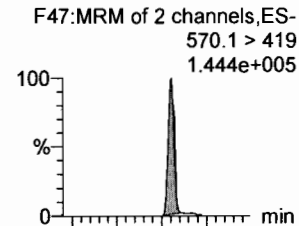
**8:2 FTS**



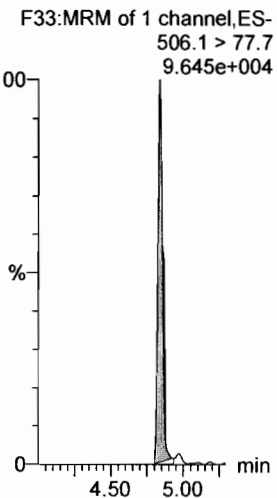
**PFNS**



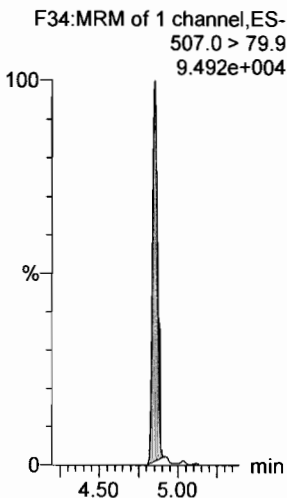
**N-MeFOSAA**



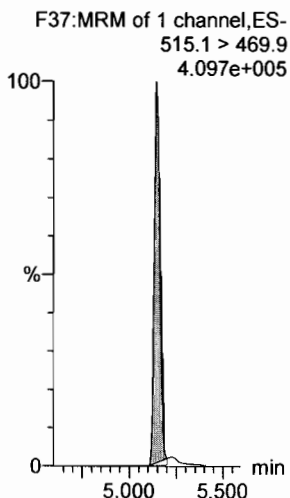
**13C8-PFOSA**



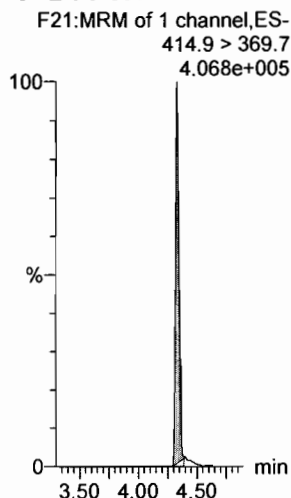
**13C8-PFOS**




**13C2-PFDA**



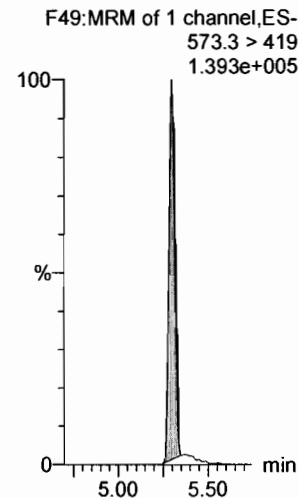
**13C2-PFOA**



**13C2-PFOA**



**d3-N-MeFOSAA**

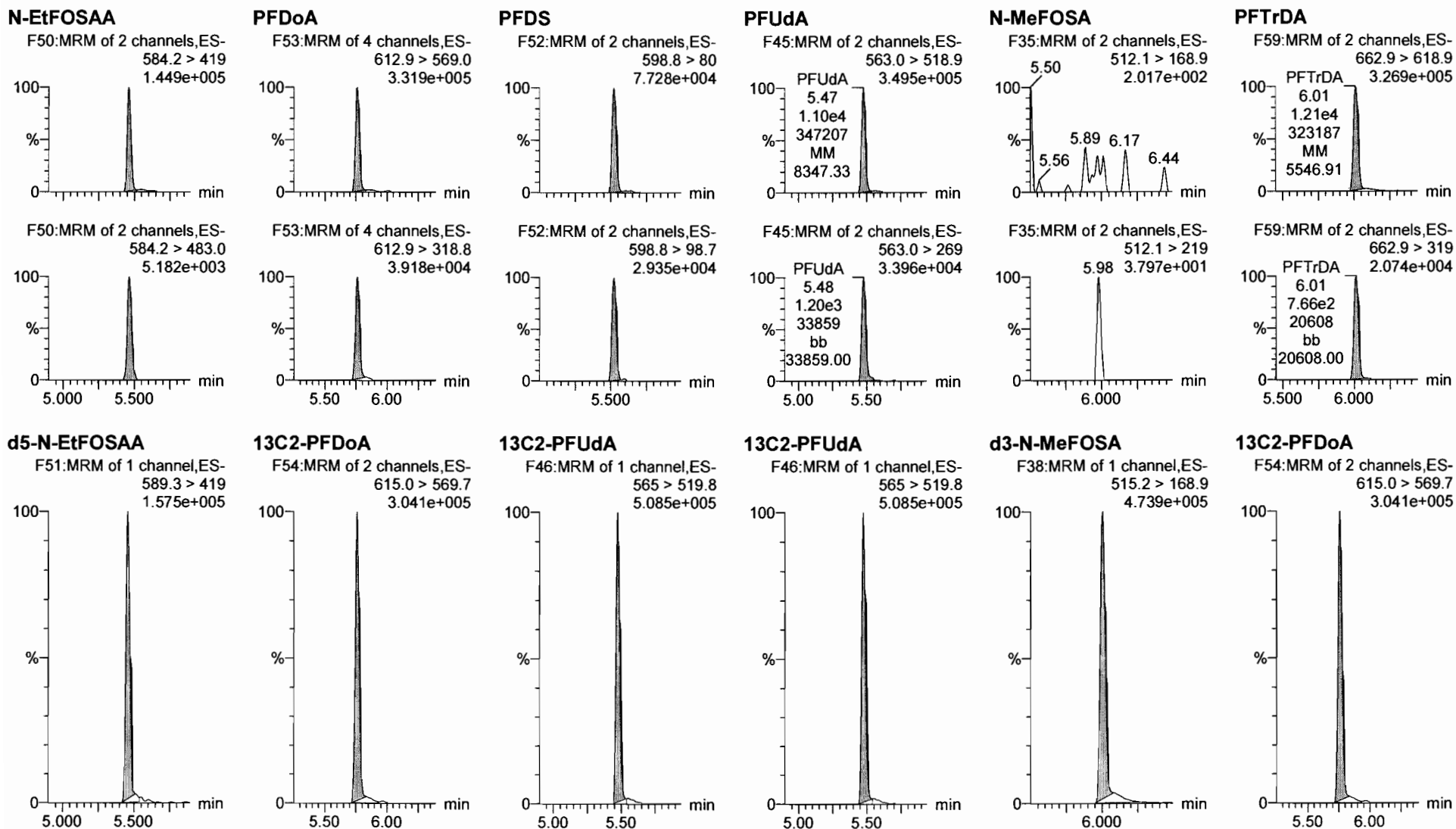


Dataset: F:\Projects\PFAS.PRO\Results\180301M1\180301M1-13.qld

Last Altered: Monday, March 05, 2018 08:41:59 Pacific Standard Time

Printed: Monday, March 05, 2018 08:42:12 Pacific Standard Time

Name: 180301M1\_13, Date: 02-Mar-2018, Time: 02:58:02, ID: ICV180301M1-1 PFC ICV 18B2311, Description: PFC ICV 18B2311



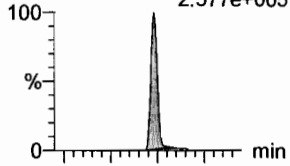
Dataset: F:\Projects\PFAS.PRO\Results\180301M1\180301M1-13.qld

Last Altered: Monday, March 05, 2018 08:41:59 Pacific Standard Time  
Printed: Monday, March 05, 2018 08:42:12 Pacific Standard Time

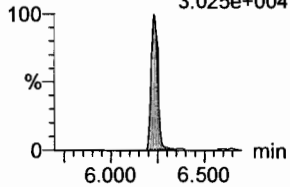
Name: 180301M1\_13, Date: 02-Mar-2018, Time: 02:58:02, ID: ICV180301M1-1 PFC ICV 18B2311, Description: PFC ICV 18B2311

**PFTeDA**

F60:MRM of 2 channels,ES-  
712.9 > 668.8  
2.577e+005

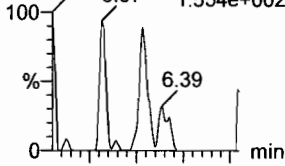


F60:MRM of 2 channels,ES-  
712.9 > 369  
3.025e+004

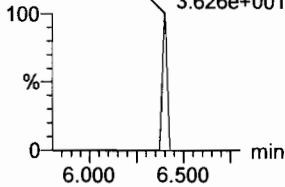


**N-EtFOSA**

F40:MRM of 2 channels,ES-  
526.1 > 168.9  
1.554e+002

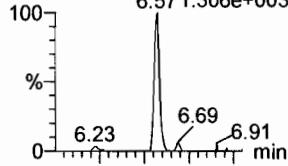


F40:MRM of 2 channels,ES-  
526.1 > 219  
3.626e+001

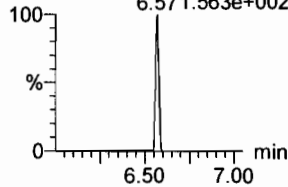


**PFHxDA**

F62:MRM of 2 channels,ES-  
813.1 > 768.6  
6.571.306e+003

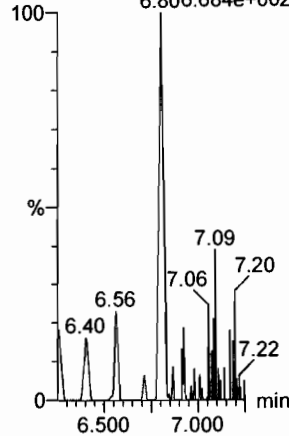


F62:MRM of 2 channels,ES-  
813.1 > 219  
1.563e+002



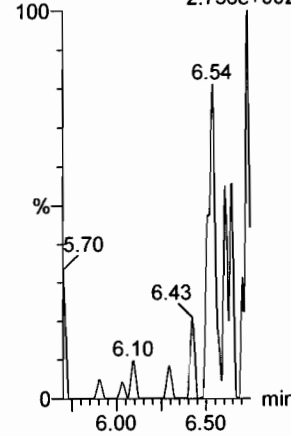
**PFODA**

F64:MRM of 1 channel,ES-  
913.1 > 868.8  
6.806.684e+002



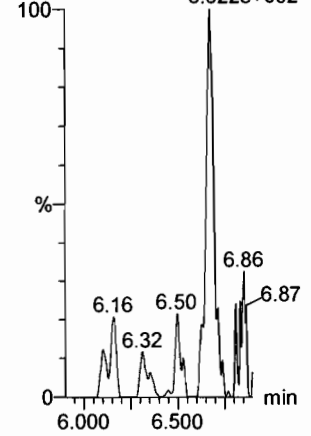
**N-MeFOSE**

F55:MRM of 1 channel,ES-  
616.1 > 58.9  
2.756e+002



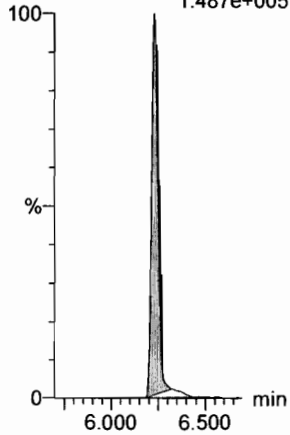
**N-EtFOSE**

F57:MRM of 1 channel,ES-  
630.1 > 58.9  
5.622e+002



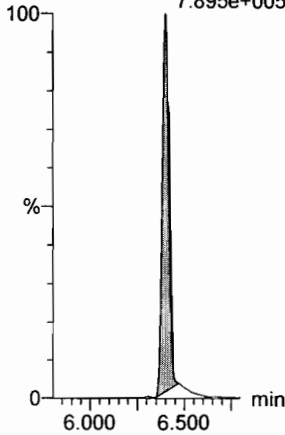
**13C2-PFTeDA**

F61:MRM of 2 channels,ES-  
714.8 > 669.6  
1.487e+005



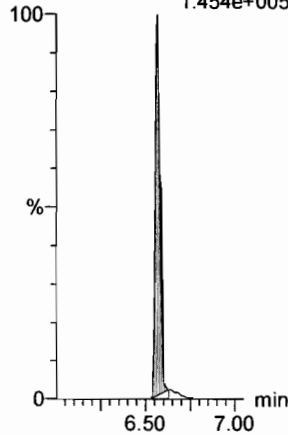
**d5-N-ETFOSA**

F43:MRM of 1 channel,ES-  
531.1 > 168.9  
7.895e+005



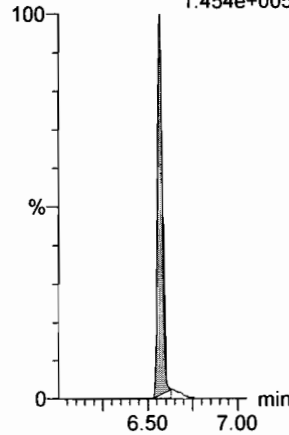
**13C2-PFHxDA**

F63:MRM of 1 channel,ES-  
815 > 769.7  
1.454e+005



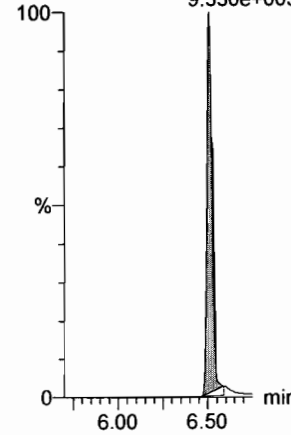
**13C2-PFHxDA**

F63:MRM of 1 channel,ES-  
815 > 769.7  
1.454e+005



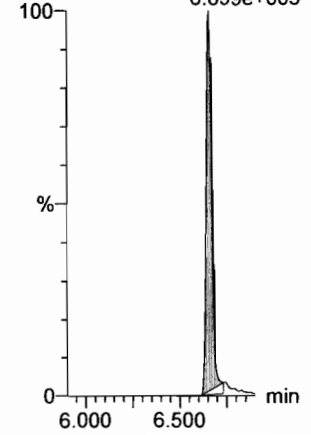
**d7-N-MeFOSE**

F56:MRM of 1 channel,ES-  
623.1 > 58.9  
9.330e+005



**d9-N-EtFOSE**

F58:MRM of 1 channel,ES-  
639.2 > 58.8  
6.899e+005



Dataset: F:\Projects\PFAS.PRO\Results\180301M1\180301M1-13.qld

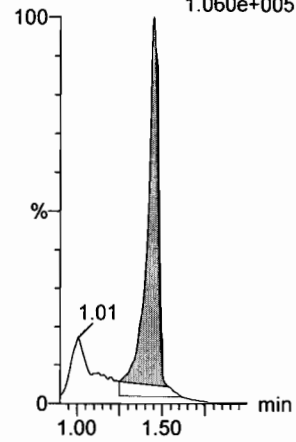
Last Altered: Monday, March 05, 2018 08:41:59 Pacific Standard Time

Printed: Monday, March 05, 2018 08:42:12 Pacific Standard Time

Name: 180301M1\_13, Date: 02-Mar-2018, Time: 02:58:02, ID: ICV180301M1-1 PFC ICV 18B2311, Description: PFC ICV 18B2311

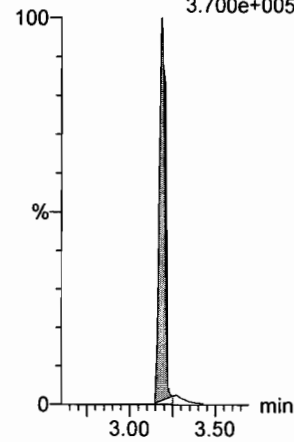
**13C4-PFBA**

F3:MRM of 1 channel,ES-  
217. > 171.8  
1.060e+005



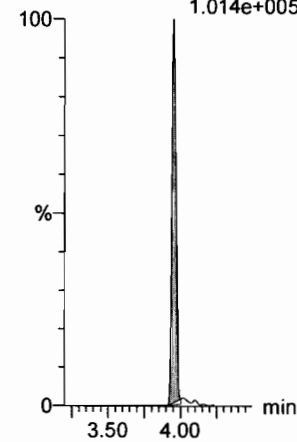
**13C5-PFHxA**

F10:MRM of 1 channel,ES-  
318 > 272.9  
3.700e+005



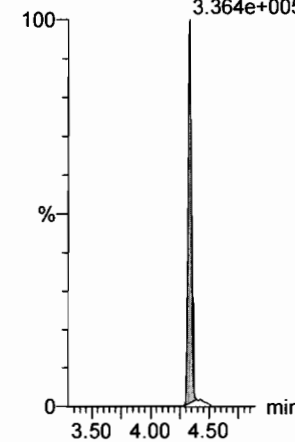
**13C3-PFHxS**

F18:MRM of 1 channel,ES-  
401.9 > 79.9  
1.014e+005



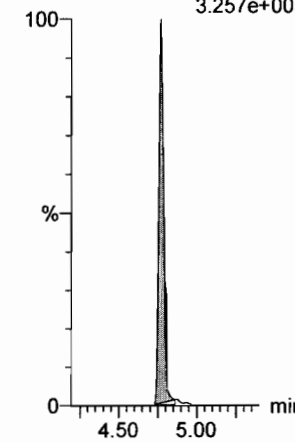
**13C8-PFOA**

F22:MRM of 1 channel,ES-  
421.3 > 376  
3.364e+005



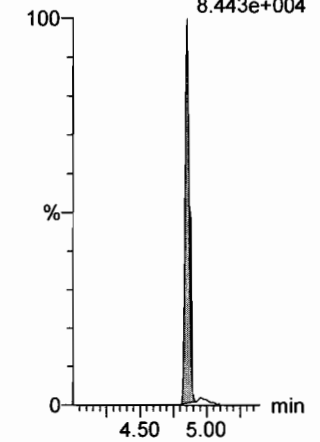
**13C9-PFNA**

F28:MRM of 1 channel,ES-  
472.2 > 426.9  
3.257e+005



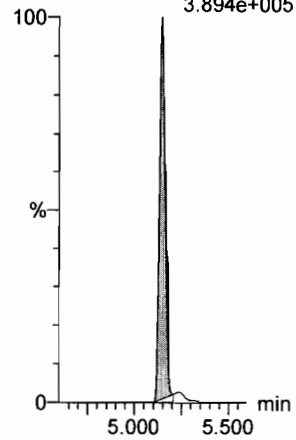
**13C4-PFOS**

F32:MRM of 1 channel,ES-  
503 > 79.9  
8.443e+004



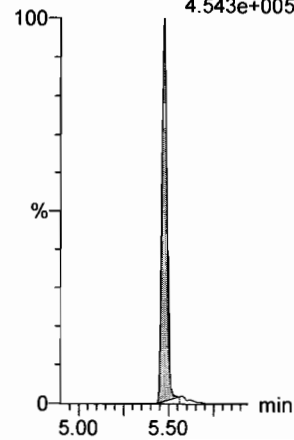
**13C6-PFDA**

F39:MRM of 1 channel,ES-  
519.1 > 473.7  
3.894e+005



**13C7-PFUdA**

F48:MRM of 1 channel,ES-  
570.1 > 524.8  
4.543e+005



Dataset: Untitled

Last Altered: Saturday, March 03, 2018 05:33:33 Pacific Standard Time

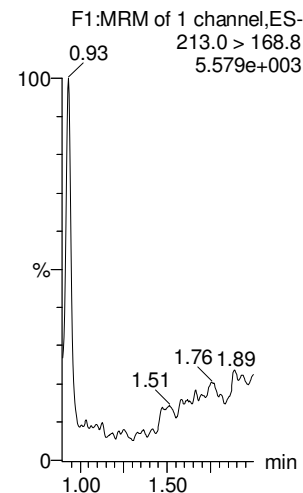
Printed: Saturday, March 03, 2018 05:33:41 Pacific Standard Time

Method: F:\Projects\PFAS.PRO\MethDB\PFAS\_FULL\_80C\_022718.mdb 28 Feb 2018 13:19:45

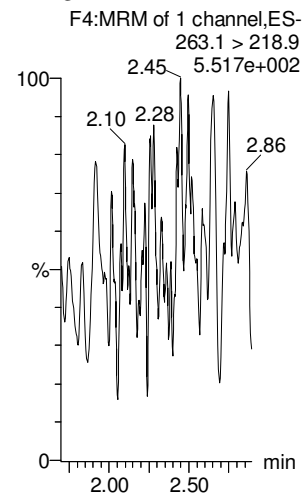
Calibration: F:\Projects\PFAS.PRO\CurveDB\C18\_VAL-PFAS\_Q4\_03-01-18-FULL.cdb 03 Mar 2018 05:24:54

Name: 180301M1\_12, Date: 02-Mar-2018, Time: 02:46:32, ID: IPA, Description: IPA

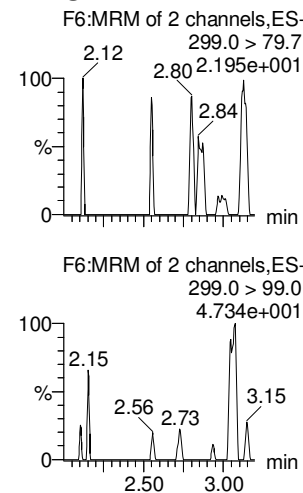
**PFBA**



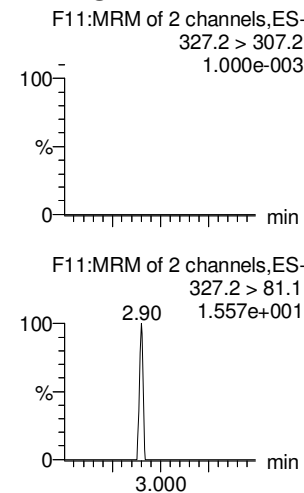
**PFPeA**



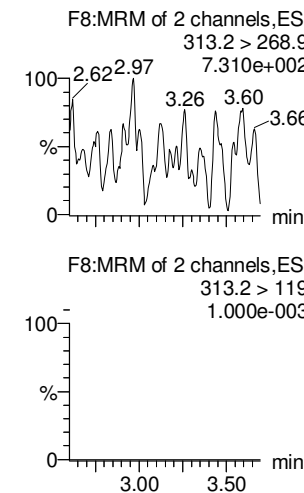
**PFBS**



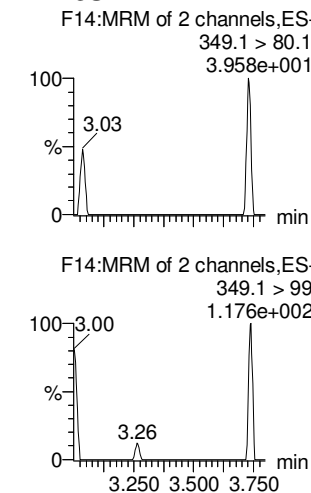
**4:2 FTS**



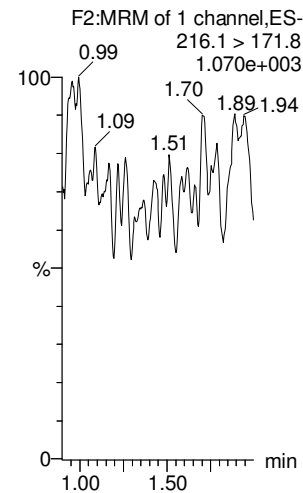
**PFHxA**



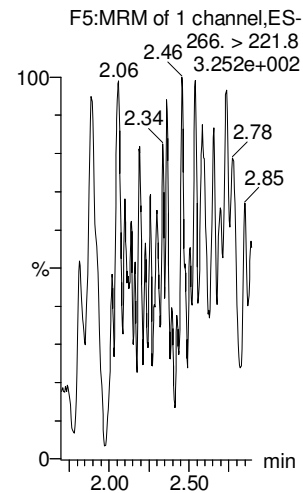
**PFPeS**



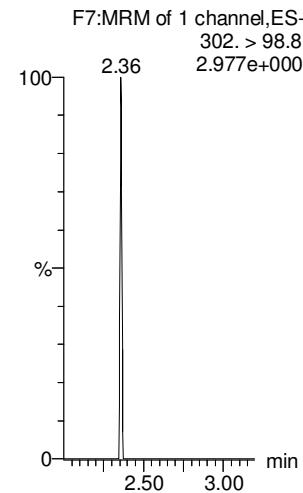
**13C3-PFBA**



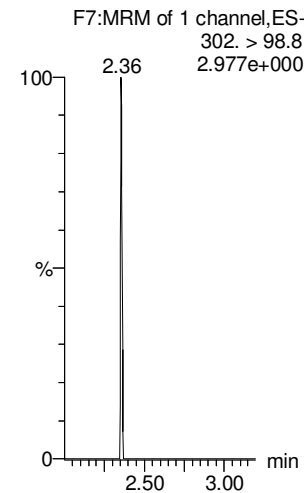
**13C3-PFPeA**



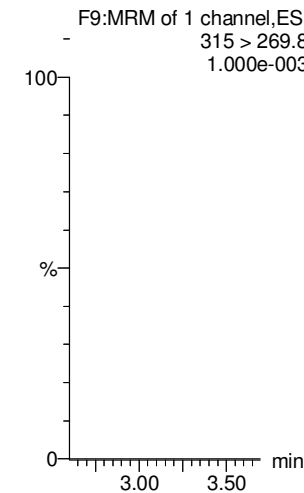
**13C3-PFBS**



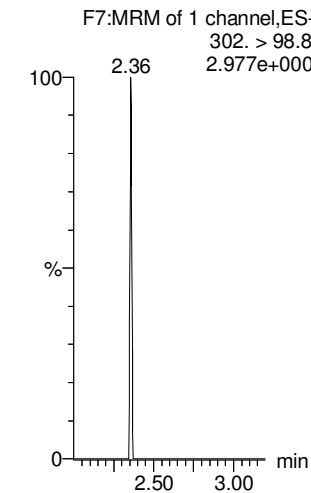
**13C3-PFBS**



**13C2-PFHxA**



**13C3-PFBS**





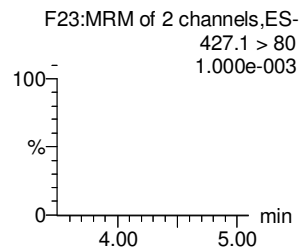
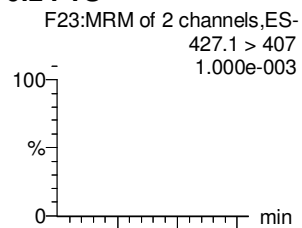
Dataset: Untitled

Last Altered: Saturday, March 03, 2018 05:33:33 Pacific Standard Time

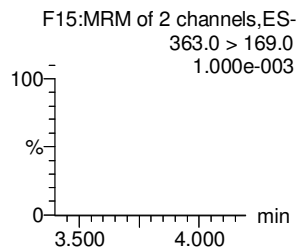
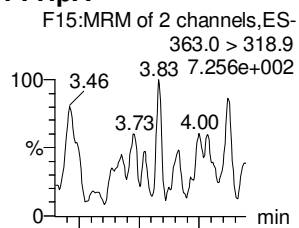
Printed: Saturday, March 03, 2018 05:33:41 Pacific Standard Time

Name: 180301M1\_12, Date: 02-Mar-2018, Time: 02:46:32, ID: IPA, Description: IPA

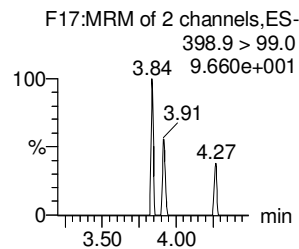
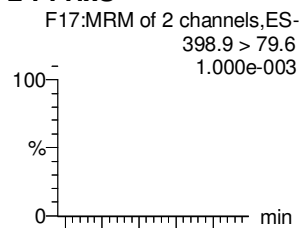
**6:2 FTS**



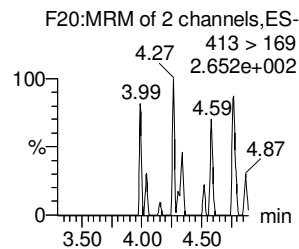
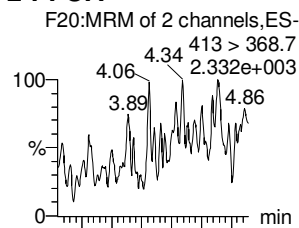
**PFHpA**



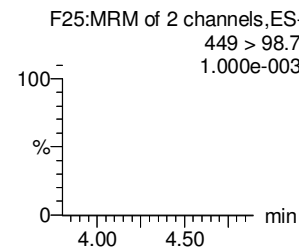
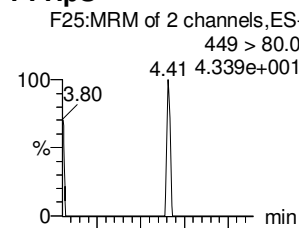
**L-PFHxS**



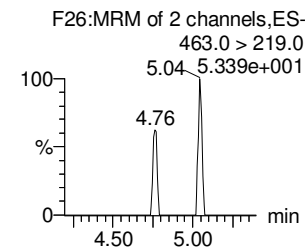
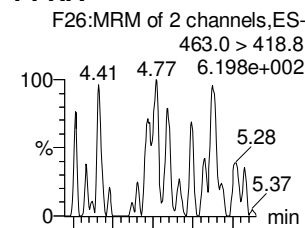
**L-PFOA**



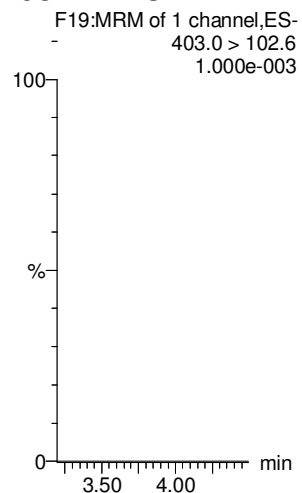
**PFHpS**



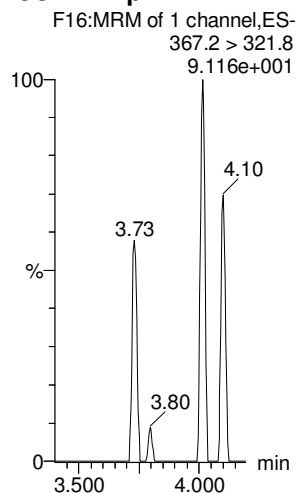
**PFNA**



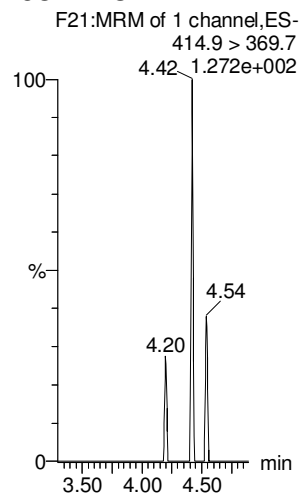
**18O2-PFHxS**



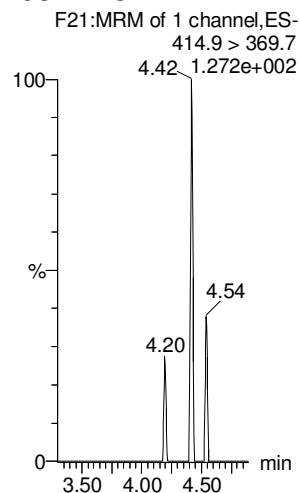
**13C4-PFHpa**



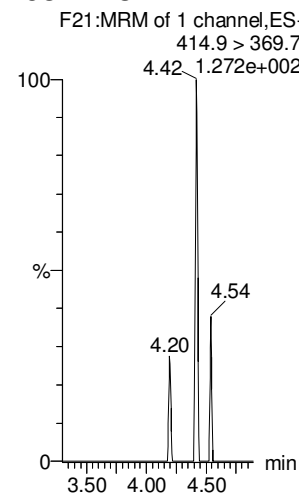
**13C2-PFOA**



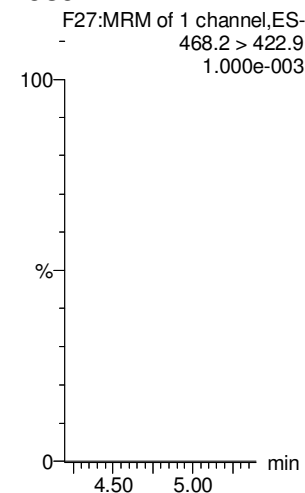
**13C2-PFOA**



**13C2-PFOA**



**13C5-PFNA**



Dataset: Untitled


Last Altered: Saturday, March 03, 2018 05:33:33 Pacific Standard Time

Printed: Saturday, March 03, 2018 05:33:41 Pacific Standard Time

Name: 180301M1\_12, Date: 02-Mar-2018, Time: 02:46:32, ID: IPA, Description: IPA


**PFOSA**

F29:MRM of 4 channels,ES-  
498.1 > 77.8  
1.000e-003



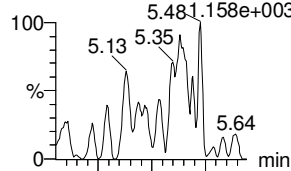
**L-PFOS**

F31:MRM of 2 channels,ES-  
499 > 79.9  
1.000e-003



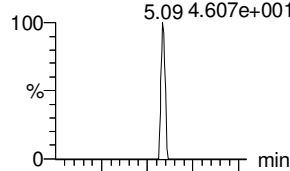
**PFDA**

F36:MRM of 2 channels,ES-  
513 > 468.8  
5.481,158e+003



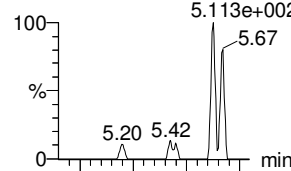
**8:2 FTS**

F41:MRM of 2 channels,ES-  
527 > 506.9  
5.09 4.607e+001



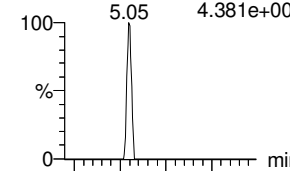
**PFNS**

F44:MRM of 2 channels,ES-  
549.1 > 80.1  
5.113e+002

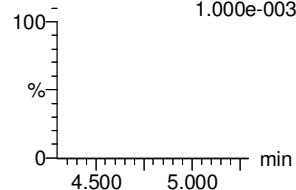


**N-MeFOSAA**

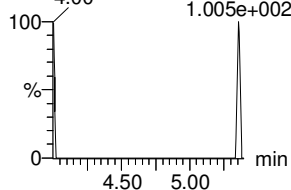
F47:MRM of 2 channels,ES-  
570.1 > 419  
4.381e+002



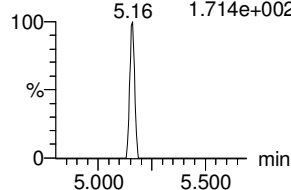
F29:MRM of 4 channels,ES-  
498.1 > 478  
1.000e-003



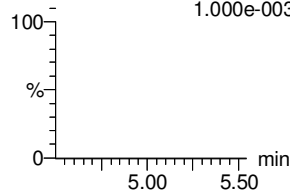
F31:MRM of 2 channels,ES-  
499 > 99  
1.005e+002



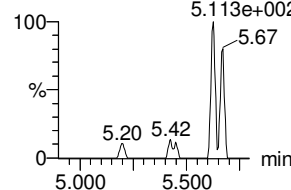
F36:MRM of 2 channels,ES-  
513 > 219  
1.714e+002



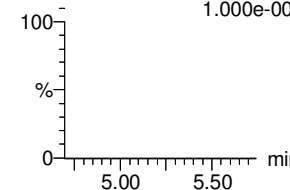
F41:MRM of 2 channels,ES-  
527 > 80  
1.000e-003



F44:MRM of 2 channels,ES-  
549.1 > 80.1  
5.113e+002

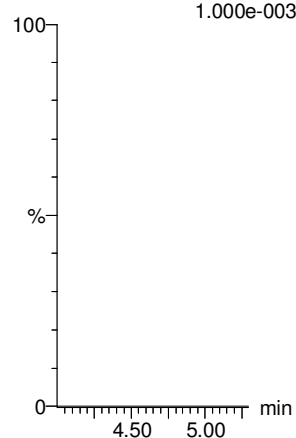


F47:MRM of 2 channels,ES-  
570.1 > 483.0  
1.000e-003



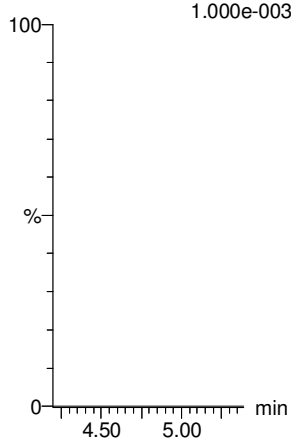
**13C8-PFOSA**

F33:MRM of 1 channel,ES-  
506.1 > 77.7  
1.000e-003



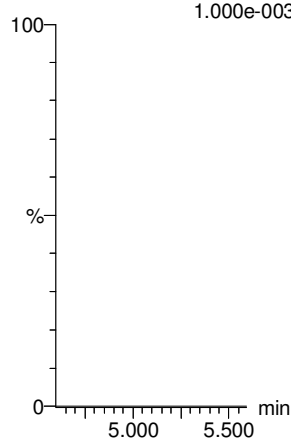
**13C8-PFOS**

F34:MRM of 1 channel,ES-  
507.0 > 79.9  
1.000e-003



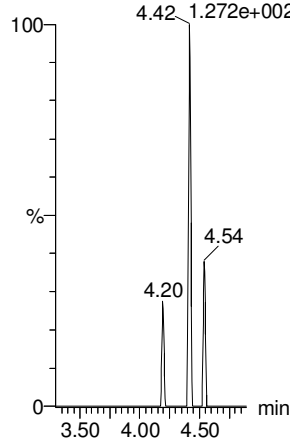
**13C2-PFDA**

F37:MRM of 1 channel,ES-  
515.1 > 469.9  
1.000e-003



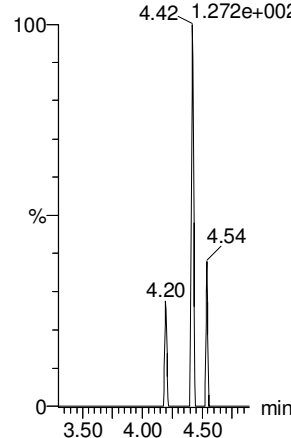
**13C2-PFOA**

F21:MRM of 1 channel,ES-  
414.9 > 369.7  
4.42 1.272e+002



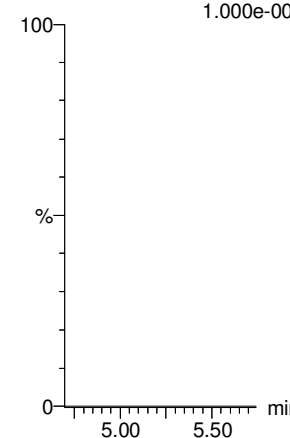
**13C2-PFOA**

F21:MRM of 1 channel,ES-  
414.9 > 369.7  
4.42 1.272e+002



**d3-N-MeFOSAA**

F49:MRM of 1 channel,ES-  
573.3 > 419  
1.000e-003



Dataset: Untitled

Last Altered: Saturday, March 03, 2018 05:33:33 Pacific Standard Time

Printed: Saturday, March 03, 2018 05:33:41 Pacific Standard Time

Name: 180301M1\_12, Date: 02-Mar-2018, Time: 02:46:32, ID: IPA, Description: IPA

**N-EtFOSAA**

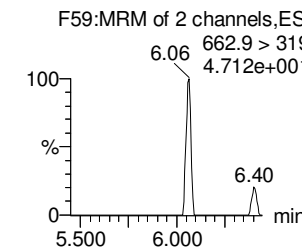
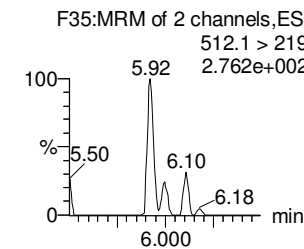
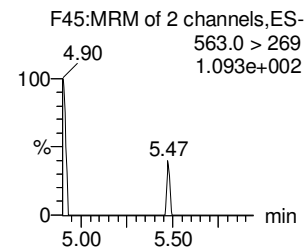
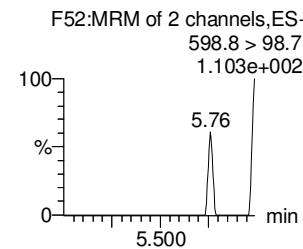
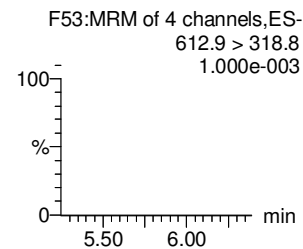
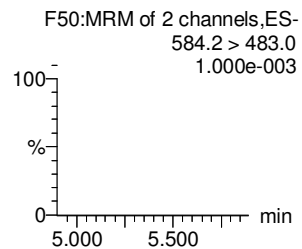
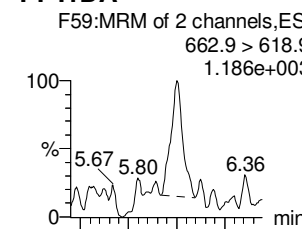
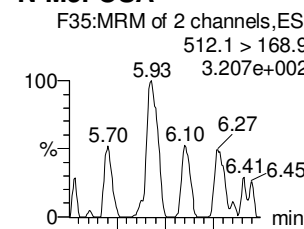
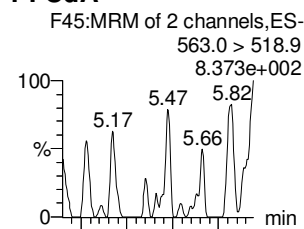
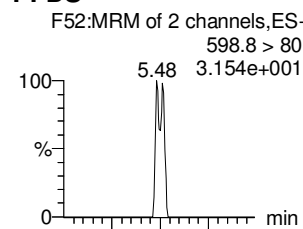
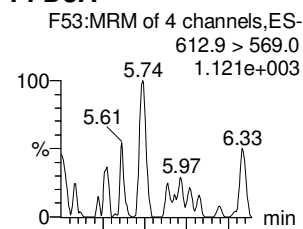
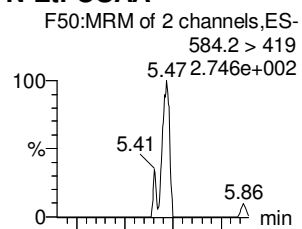
**PFDoA**

**PFDS**

**PFUdA**

**N-MeFOSA**

**PFTrDA**



**d5-N-EtFOSAA**

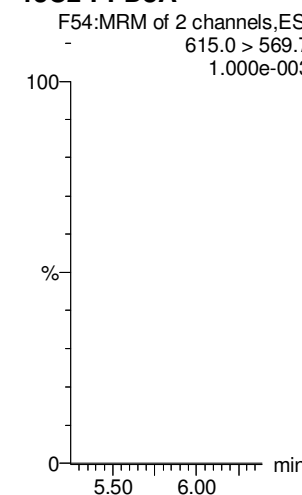
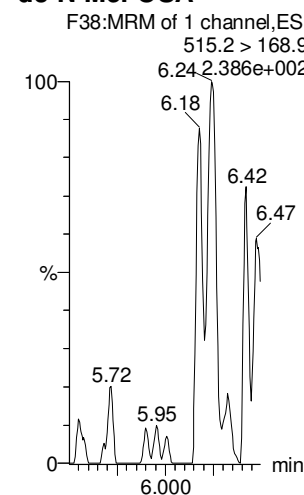
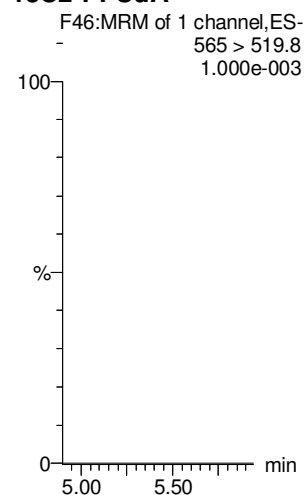
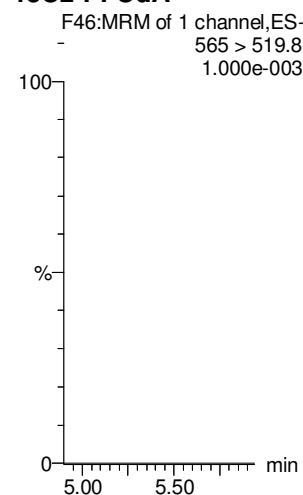
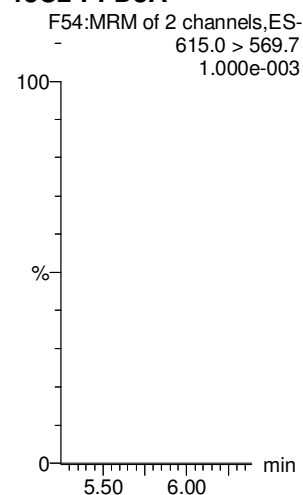
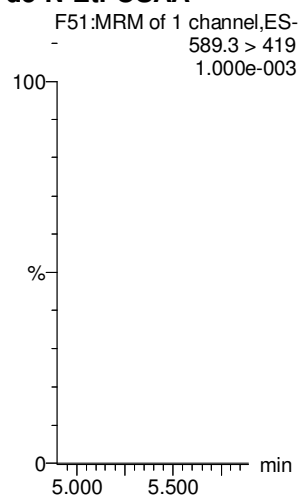
**13C2-PFDoA**

**13C2-PFUdA**

**13C2-PFUdA**

**d3-N-MeFOSA**

**13C2-PFDoA**



Dataset: Untitled

Last Altered: Saturday, March 03, 2018 05:33:33 Pacific Standard Time

Printed: Saturday, March 03, 2018 05:33:41 Pacific Standard Time

Name: 180301M1\_12, Date: 02-Mar-2018, Time: 02:46:32, ID: IPA, Description: IPA

**PFTeDA**

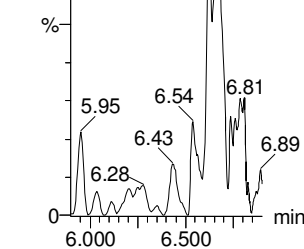
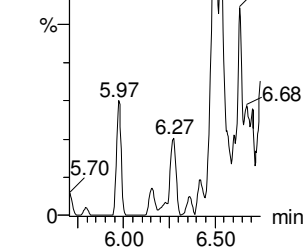
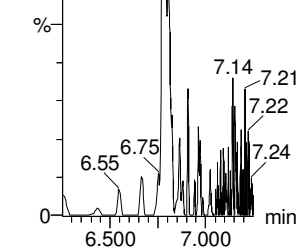
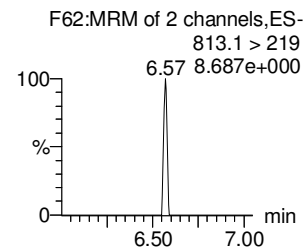
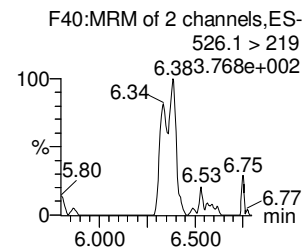
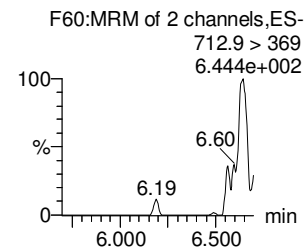
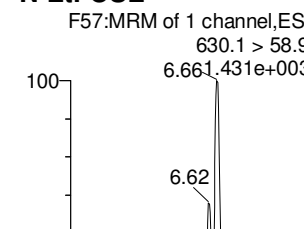
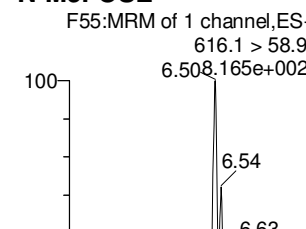
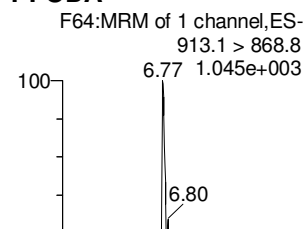
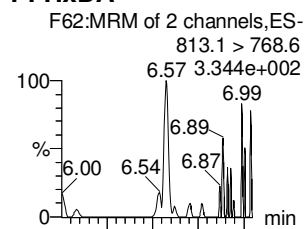
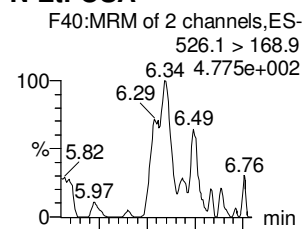
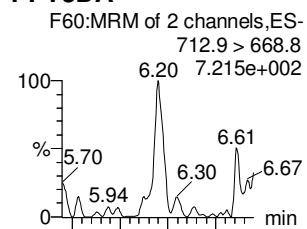
**N-EtFOSA**

**PFHxDA**

**PFODA**

**N-MeFOSE**

**N-EtFOSE**



**13C2-PFTeDA**

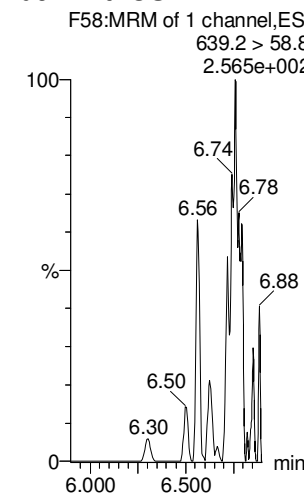
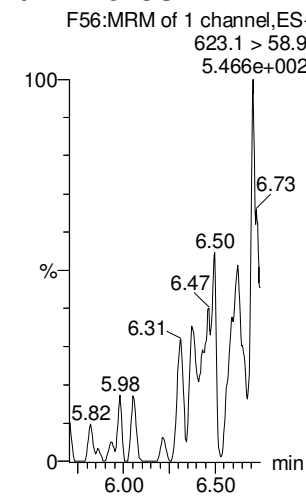
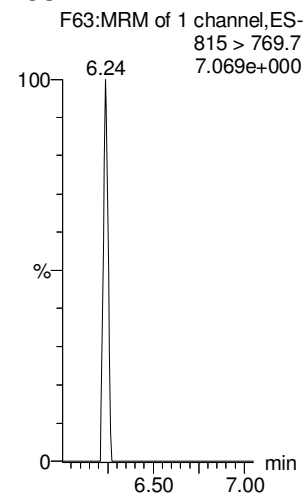
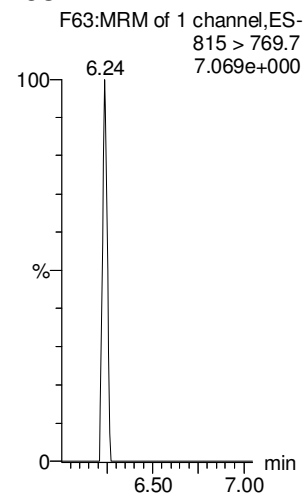
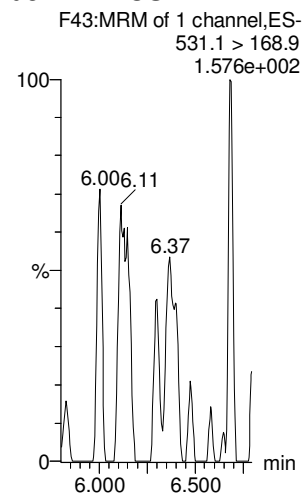
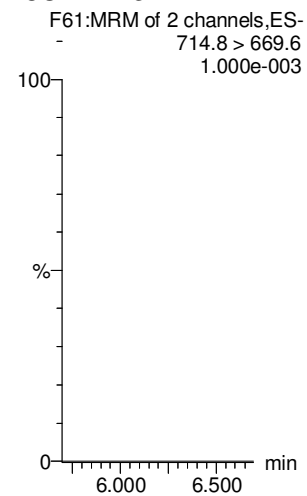
**d5-N-ETFOSA**

**13C2-PFHxDA**

**13C2-PFHxDA**

**d7-N-MeFOSE**

**d9-N-EtFOSE**



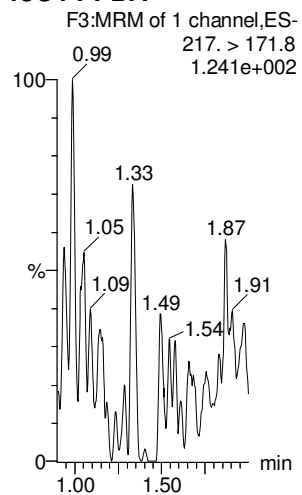
Dataset: Untitled

Last Altered: Saturday, March 03, 2018 05:33:33 Pacific Standard Time

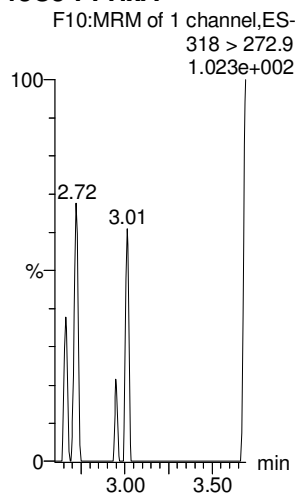
Printed: Saturday, March 03, 2018 05:33:41 Pacific Standard Time

Name: 180301M1\_12, Date: 02-Mar-2018, Time: 02:46:32, ID: IPA, Description: IPA

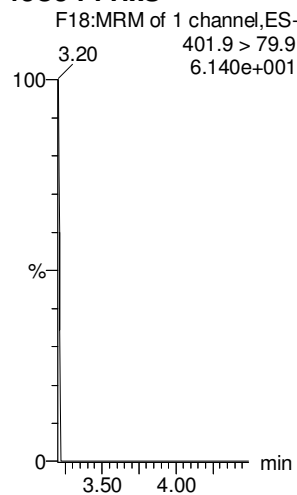
**13C4-PFBA**



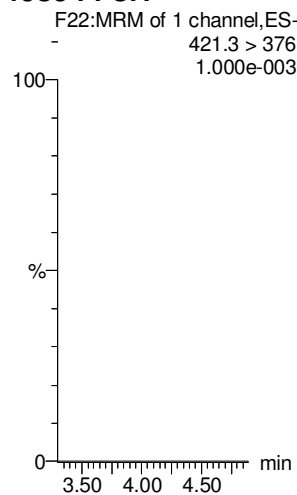
**13C5-PFHxA**



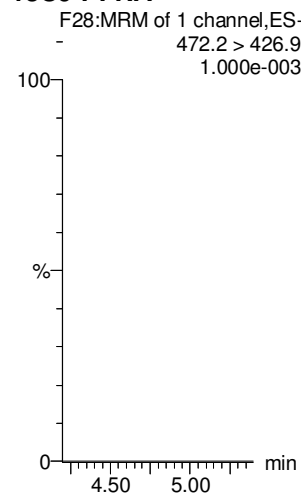
**13C3-PFHxS**



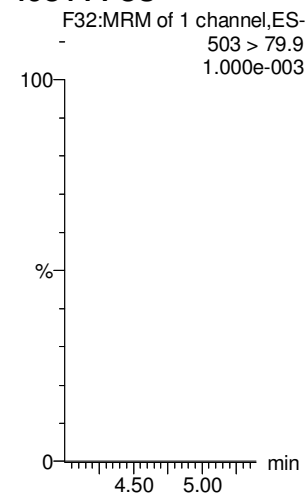
**13C8-PFOA**



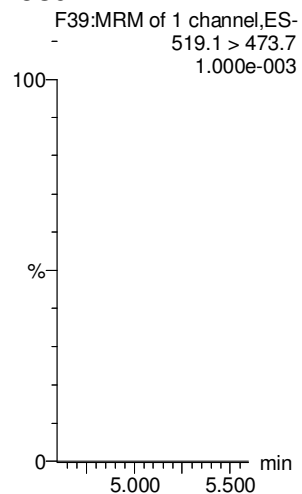
**13C9-PFNA**



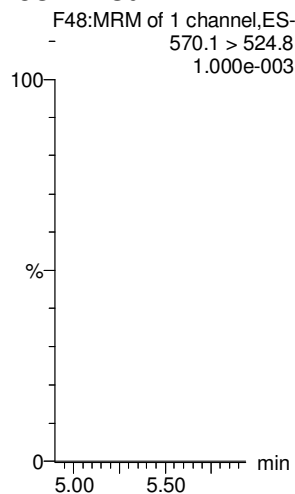
**13C4-PFOS**



**13C6-PFDA**



**13C7-PFUdA**

















**DATA VALIDATION SUMMARY REPORT  
NALF FENTRESS, VIRGINIA**

Client: CH2M HILL, Inc., Corvallis, Oregon  
 SDG: 1800327  
 Laboratory: Vista Analytical Laboratory, El Dorado Hills, California  
 Site: NALF Fentress, CTO-WE01, Virginia  
 Date: March 20, 2018

PFCs			
EDS ID	Client Sample ID	Laboratory Sample ID	Matrix
1	OF-RW42A-0218	1800327-01	Water
2	OF-FB42C-0218	1800327-02	Water
3	OF-FB42A-0218	1800327-03	Water
4	OF-RW42B-0218	1800327-04	Water
5	OF-FB42B-0218	1800327-05	Water
6	OF-RW44-0218	1800327-06	Water
7	OF-FB44-0218	1800327-07	Water
8	OF-RW59-0218	1800327-08	Water
9	OF-FB59-0218	1800327-09	Water
10	OF-RW03-0218	1800327-10	Water
11	OF-FB03-0218	1800327-11	Water
12	OF-RW37-0218	1800327-12	Water
13	OF-FB37-0218	1800327-13	Water

A full data validation was performed on the analytical data for six water samples and seven aqueous field blank samples collected on February 13-15, 2018 by CH2M HILL at the NALF Fentress site in Chesapeake, Virginia. The samples were analyzed under the EPA Method “Determination of Selected Perfluorinated Alkyl Acids in Drinking Water by Solid Phase Extraction and Liquid Chromatography/Tandem Mass Spectrometry (LC/MS/MS)”.

Specific method references are as follows:

Analysis  
PFCs

Method References  
USEPA Method 537 Modified

The data have been validated according to the protocols and quality control (QC) requirements of the analytical method, and the U.S. Department of Defense (DoD) Quality Systems Manual (QSM), Version 5.0 (July 2013) and the USEPA National Functional Guidelines for Organic Data Review as follows:

- The USEPA “Contract Laboratories Program National Functional Guidelines for Superfund Organic Methods Data Review,” January 2017;
- and the reviewer's professional judgment.

The following data quality indicators were reviewed for this report:

### ***Organics***

- Date Completeness, Case Narrative & Custody Documentation
- Holding times
- Liquid Chromatography/Mass Spectrometry (LC/MS) Tuning
- Initial and continuing calibration summaries
- Method blank and field QC blank contamination
- Surrogate Spike recoveries
- Matrix Spike/Matrix Spike Duplicate (MS/MSD) recoveries
- Laboratory Control Sample/Laboratory Control Sample Duplicate (LCS/LCSD) recoveries
- Internal standard area and retention time summary forms
- Target Compound Identification
- Compound Quantitation
- Field Duplicate sample precision

A full (Level IV) data validation was performed with this review including a recalculation of 10% of the detected results in the samples.

### **Data Usability Assessment**

There were no rejections of data.

Overall the data is acceptable for the intended purposes as qualified for the deficiencies detailed in this report.

Please note that any results qualified (U) due to blank contamination may be then qualified (J) due to another action. Therefore, the results may be qualified (UJ) due to the culmination of the blank contaminations and actions from other exceedances of QC criteria.

### **Perfluorinated Compounds (PFCs)**

#### **Data Completeness, Case Narrative & Custody Documentation**

- The case narrative and chain-of-custody documentation were included in the data package as required. All criteria were met.

#### **Holding Times**

- All samples were extracted within 14 days for water samples and analyzed within 28 days.

### LC/MS Tuning

- All criteria were met.

### Initial Calibration

- All relative standard deviation (%RSD) and/or correlation coefficients criteria were met.

### Continuing Calibration

- All percent recovery (%R) and RRF criteria were met.

### Method Blank

- The method blanks were free of contamination.

### Field QC Blank

- Field QC results are summarized below.

Blank ID	Compound	Conc. ng/L	Qualifier	Affected Samples
OF-FB42C-0218	None - ND	-	-	-
OF-FB42A-0218	PFHxS	1.85	U	1
OF-FB42B-0218	None - ND	-	-	-
OF-FB44-0218	None - ND	-	-	-
OF-FB59-0218	None - ND	-	-	-
OF-FB03-0218	PFTeDA	1.64	None	All Associated ND
OF-FB37-0218	None - ND	-	-	-

### Surrogate Spike Recoveries

- All samples exhibited acceptable surrogate %R values.

### Matrix Spike/Matrix Spike Duplicate (MS/MSD) Recoveries

- MS/MSD samples were not analyzed.

### Laboratory Control Samples

- The LCS samples exhibited acceptable percent recoveries (%R).

Internal Standard (IS) Area Performance

- All internal standards met response and retention time (RT) criteria.

Target Compound Identification

- All mass spectra and quantitation criteria were met.

Compound Quantitation

- All criteria were met.

Field Duplicate Sample Precision

- Field duplicate samples were not collected.

Please contact the undersigned at (757) 564-0090 if you have any questions or need further information.

Signed: Nancy Weaver  
Nancy Weaver  
Senior Chemist

Dated: 3/20/18

Data Qualifier	Definition
U	The analyte was analyzed for, but was not detected above the level of the reported sample quantitation limit.
J	The analyte is an estimated quantity. The associated numerical value is the approximate concentration of the analyte in the sample.
NJ	The analysis has been "tentatively identified" or "presumptively" as present and the associated numerical value is the estimated concentration in the samples.
UJ	The analyte was analyzed for but was not detected. The reported quantitation limit is approximate and may be inaccurate or imprecise.
R	The data are unusable. The sample results are rejected due to serious deficiencies in meeting QC criteria. The analyte may or may not be present in the samples.





**Sample ID: OF-RW42A-0218**

**Modified EPA Method 537**

<b>Client Data</b>		<b>Laboratory Data</b>	
Name: CH2M Hill	Matrix: Drinking Water	Lab Sample: 1800327-01	Column: BEHC18
Project: CTO-WE01, Fentress PFAS Res. DW Investigation	Date Collected: 14-Feb-18 10:00	Date Received: 16-Feb-18 09:02	

Analyte	Conc. (ng/L)	DL	LOD	LOQ	Qualifiers	Batch	Extracted	Samp Size	Analyzed	Dilution
PFBS	ND	2.05	5.73	9.17		B8B0121	21-Feb-18	0.109 L	01-Mar-18 05:44	1
PFHxA	ND	2.50	5.73	9.17		B8B0121	21-Feb-18	0.109 L	01-Mar-18 05:44	1
PFHpA	ND	0.678	5.73	9.17		B8B0121	21-Feb-18	0.109 L	01-Mar-18 05:44	1
PFHxS	7.48 <b>u</b>	1.09	5.73	9.17		B8B0121	21-Feb-18	0.109 L	01-Mar-18 05:44	1
PFOA	0.977	0.746	5.73	9.17	J	B8B0121	21-Feb-18	0.109 L	01-Mar-18 05:44	1
PFOS	ND	0.925	5.73	9.17		B8B0121	21-Feb-18	0.109 L	01-Mar-18 05:44	1
PFNA	ND	0.929	5.73	9.17		B8B0121	21-Feb-18	0.109 L	01-Mar-18 05:44	1
PFDA	ND	1.71	5.73	9.17		B8B0121	21-Feb-18	0.109 L	01-Mar-18 05:44	1
MeFOSAA	ND	1.89	5.73	9.17		B8B0121	21-Feb-18	0.109 L	01-Mar-18 05:44	1
PFUnA	ND	1.20	5.73	9.17		B8B0121	21-Feb-18	0.109 L	01-Mar-18 05:44	1
EtFOSAA	ND	1.57	5.73	9.17		B8B0121	21-Feb-18	0.109 L	01-Mar-18 05:44	1
PFDoA	ND	0.908	5.73	9.17		B8B0121	21-Feb-18	0.109 L	01-Mar-18 05:44	1
PFTtDA	ND	0.566	5.73	9.17		B8B0121	21-Feb-18	0.109 L	01-Mar-18 05:44	1
PFTeDA	ND	0.866	5.73	9.17		B8B0121	21-Feb-18	0.109 L	01-Mar-18 05:44	1

Labeled Standards	Type	% Recovery	Limits	Qualifiers	Batch	Extracted	Samp Size	Analyzed	Dilution
I3C3-PFBs	IS	87.2	50 - 150		B8B0121	21-Feb-18	0.109 L	01-Mar-18 05:44	1
I3C2-PFHxA	IS	91.8	50 - 150		B8B0121	21-Feb-18	0.109 L	01-Mar-18 05:44	1
I3C4-PFHpA	IS	91.2	50 - 150		B8B0121	21-Feb-18	0.109 L	01-Mar-18 05:44	1
I8O2-PFHxS	IS	93.3	50 - 150		B8B0121	21-Feb-18	0.109 L	01-Mar-18 05:44	1
I3C2-PFOA	IS	86.2	50 - 150		B8B0121	21-Feb-18	0.109 L	01-Mar-18 05:44	1
I3C8-PFOS	IS	89.7	50 - 150		B8B0121	21-Feb-18	0.109 L	01-Mar-18 05:44	1
I3C5-PFNA	IS	89.3	50 - 150		B8B0121	21-Feb-18	0.109 L	01-Mar-18 05:44	1
I3C2-PFDA	IS	87.0	50 - 150		B8B0121	21-Feb-18	0.109 L	01-Mar-18 05:44	1
d3-MeFOSAA	IS	72.1	50 - 150		B8B0121	21-Feb-18	0.109 L	01-Mar-18 05:44	1
I3C2-PFUnA	IS	93.2	50 - 150		B8B0121	21-Feb-18	0.109 L	01-Mar-18 05:44	1
d5-EtFOSAA	IS	77.6	50 - 150		B8B0121	21-Feb-18	0.109 L	01-Mar-18 05:44	1
I3C2-PFDoA	IS	98.7	50 - 150		B8B0121	21-Feb-18	0.109 L	01-Mar-18 05:44	1
I3C2-PFTeDA	IS	85.9	50 - 150		B8B0121	21-Feb-18	0.109 L	01-Mar-18 05:44	1

DL - Detection Limit  
 LOD - Limit of Detection  
 LOQ - Limit of quantitation  
 LCL-UCI - Lower control limit - upper control limit  
 Results reported to the DL.  
 When reported, PFHxS, PFOA and PFOS include both linear and branched isomers  
 Only the linear isomer is reported for all other analytes

Work Order 1800327 Page 8 of 547

NW 3/20/18



**Sample ID: OF-FB42C-0218**

**Modified EPA Method 537**

Client Data		Laboratory Data	
Name: CH2M Hill	Matrix: Drinking Water	Lab Sample: 1800327-02	Column: BEH C18
Project: CTO-WE01, Fentress PFAS Res. DW Investigation	Date Collected: 14-Feb-18 09:19	Date Received: 16-Feb-18 09:02	

Analyte	Conc. (ng/L)	DL	LOD	LOQ	Qualifiers	Batch	Extracted	Samp Size	Analyzed	Dilution
PFBS	ND	1.90	5.30	8.47		B8B0121	21-Feb-18	0.118 L	01-Mar-18 05:55	1
PFHxA	ND	2.31	5.30	8.47		B8B0121	21-Feb-18	0.118 L	01-Mar-18 05:55	1
PFHpA	ND	0.626	5.30	8.47		B8B0121	21-Feb-18	0.118 L	01-Mar-18 05:55	1
PFHxS	ND	1.00	5.30	8.47		B8B0121	21-Feb-18	0.118 L	01-Mar-18 05:55	1
PFOA	ND	0.690	5.30	8.47		B8B0121	21-Feb-18	0.118 L	01-Mar-18 05:55	1
PFOS	ND	0.855	5.30	8.47		B8B0121	21-Feb-18	0.118 L	01-Mar-18 05:55	1
PFNA	ND	0.858	5.30	8.47		B8B0121	21-Feb-18	0.118 L	01-Mar-18 05:55	1
PFDA	ND	1.58	5.30	8.47		B8B0121	21-Feb-18	0.118 L	01-Mar-18 05:55	1
MeFOSAA	ND	1.75	5.30	8.47		B8B0121	21-Feb-18	0.118 L	01-Mar-18 05:55	1
PFUnA	ND	1.11	5.30	8.47		B8B0121	21-Feb-18	0.118 L	01-Mar-18 05:55	1
EtFOSAA	ND	1.45	5.30	8.47		B8B0121	21-Feb-18	0.118 L	01-Mar-18 05:55	1
PFDoA	ND	0.839	5.30	8.47		B8B0121	21-Feb-18	0.118 L	01-Mar-18 05:55	1
PFTtDA	ND	0.523	5.30	8.47		B8B0121	21-Feb-18	0.118 L	01-Mar-18 05:55	1
PFTeDA	ND	0.800	5.30	8.47		B8B0121	21-Feb-18	0.118 L	01-Mar-18 05:55	1

Labeled Standards	Type	% Recovery	Limits	Qualifiers	Batch	Extracted	Samp Size	Analyzed	Dilution
13C3-PFBS	IS	93.7	50 - 150		B8B0121	21-Feb-18	0.118 L	01-Mar-18 05:55	1
13C2-PFHxA	IS	97.9	50 - 150		B8B0121	21-Feb-18	0.118 L	01-Mar-18 05:55	1
13C4-PFHpA	IS	90.4	50 - 150		B8B0121	21-Feb-18	0.118 L	01-Mar-18 05:55	1
18O2-PFHxS	IS	87.3	50 - 150		B8B0121	21-Feb-18	0.118 L	01-Mar-18 05:55	1
13C2-PFOA	IS	82.5	50 - 150		B8B0121	21-Feb-18	0.118 L	01-Mar-18 05:55	1
13C8-PFOS	IS	77.6	50 - 150		B8B0121	21-Feb-18	0.118 L	01-Mar-18 05:55	1
13C5-PFNA	IS	78.2	50 - 150		B8B0121	21-Feb-18	0.118 L	01-Mar-18 05:55	1
13C2-PFDA	IS	70.4	50 - 150		B8B0121	21-Feb-18	0.118 L	01-Mar-18 05:55	1
d3-MeFOSAA	IS	61.0	50 - 150		B8B0121	21-Feb-18	0.118 L	01-Mar-18 05:55	1
13C2-PFUnA	IS	68.3	50 - 150		B8B0121	21-Feb-18	0.118 L	01-Mar-18 05:55	1
d5-EtFOSAA	IS	74.0	50 - 150		B8B0121	21-Feb-18	0.118 L	01-Mar-18 05:55	1
13C2-PFDoA	IS	64.8	50 - 150		B8B0121	21-Feb-18	0.118 L	01-Mar-18 05:55	1
13C2-PFTeDA	IS	83.8	50 - 150		B8B0121	21-Feb-18	0.118 L	01-Mar-18 05:55	1

DL - Detection Limit  
 LOD - Limit of Detection  
 LOQ - Limit of Quantitation  
 LCL-UCL - Lower control limit - upper control limit  
 Results reported to the DL.  
 When reported, PFHxS, PFOA and PFOS include both linear and branched isomers  
 Only the linear isomer is reported for all other analytes

NW 3/22/18

**Sample ID: OF-FB42A-0218**

**Modified EPA Method 537**

Client Data		Laboratory Data	
Name: CH2M Hill	Matrix: Drinking Water	Lab Sample: 1800327-03	Column: BEHC18
Project: CTO-WE01, Fentress PFAS Res. DW Investigation	Date Collected: 14-Feb-18 10:02	Date Received: 16-Feb-18 09:02	

Analyte	Conc. (ng/L)	DL	LOD	LOQ	Qualifiers	Batch	Extracted	Samp Size	Analyzed	Dilution
PFBS	ND	1.87	5.25	8.37		B8B0121	21-Feb-18	0.119 L	01-Mar-18 06:07	1
PFHxA	ND	2.28	5.25	8.37		B8B0121	21-Feb-18	0.119 L	01-Mar-18 06:07	1
PFHpA	ND	0.618	5.25	8.37		B8B0121	21-Feb-18	0.119 L	01-Mar-18 06:07	1
PFHxS	1.85	0.991	5.25	8.37	J	B8B0121	21-Feb-18	0.119 L	01-Mar-18 06:07	1
PFOA	ND	0.681	5.25	8.37		B8B0121	21-Feb-18	0.119 L	01-Mar-18 06:07	1
PFOS	ND	0.844	5.25	8.37		B8B0121	21-Feb-18	0.119 L	01-Mar-18 06:07	1
PFNA	ND	0.848	5.25	8.37		B8B0121	21-Feb-18	0.119 L	01-Mar-18 06:07	1
PFDA	ND	1.56	5.25	8.37		B8B0121	21-Feb-18	0.119 L	01-Mar-18 06:07	1
MeFOSAA	ND	1.73	5.25	8.37		B8B0121	21-Feb-18	0.119 L	01-Mar-18 06:07	1
PFUnA	ND	1.10	5.25	8.37		B8B0121	21-Feb-18	0.119 L	01-Mar-18 06:07	1
EtFOSAA	ND	1.43	5.25	8.37		B8B0121	21-Feb-18	0.119 L	01-Mar-18 06:07	1
PFDoA	ND	0.829	5.25	8.37		B8B0121	21-Feb-18	0.119 L	01-Mar-18 06:07	1
PFTtDA	ND	0.517	5.25	8.37		B8B0121	21-Feb-18	0.119 L	01-Mar-18 06:07	1
PFTeDA	ND	0.790	5.25	8.37		B8B0121	21-Feb-18	0.119 L	01-Mar-18 06:07	1
Labeled Standards	Type	% Recovery	Limits	Qualifiers	Batch	Extracted	Samp Size	Analyzed	Dilution	
13C3-PFBs	IS	113	50 - 150		B8B0121	21-Feb-18	0.119 L	01-Mar-18 06:07	1	
13C2-PFHxA	IS	98.3	50 - 150		B8B0121	21-Feb-18	0.119 L	01-Mar-18 06:07	1	
13C4-PFHpA	IS	93.8	50 - 150		B8B0121	21-Feb-18	0.119 L	01-Mar-18 06:07	1	
18O2-PFHxS	IS	92.9	50 - 150		B8B0121	21-Feb-18	0.119 L	01-Mar-18 06:07	1	
13C2-PFOA	IS	86.0	50 - 150		B8B0121	21-Feb-18	0.119 L	01-Mar-18 06:07	1	
13C8-PFOS	IS	78.4	50 - 150		B8B0121	21-Feb-18	0.119 L	01-Mar-18 06:07	1	
13C5-PFNA	IS	81.6	50 - 150		B8B0121	21-Feb-18	0.119 L	01-Mar-18 06:07	1	
13C2-PFDA	IS	72.0	50 - 150		B8B0121	21-Feb-18	0.119 L	01-Mar-18 06:07	1	
d3-MeFOSAA	IS	63.3	50 - 150		B8B0121	21-Feb-18	0.119 L	01-Mar-18 06:07	1	
13C2-PFUnA	IS	51.3	50 - 150		B8B0121	21-Feb-18	0.119 L	01-Mar-18 06:07	1	
d5-EtFOSAA	IS	69.7	50 - 150		B8B0121	21-Feb-18	0.119 L	01-Mar-18 06:07	1	
13C2-PFDoA	IS	65.3	50 - 150		B8B0121	21-Feb-18	0.119 L	01-Mar-18 06:07	1	
13C2-PFTeDA	IS	87.4	50 - 150		B8B0121	21-Feb-18	0.119 L	01-Mar-18 06:07	1	

DL - Detection Limit  
 LOD - Limit of Detection  
 LOQ - Limit of quantitation  
 LCL-UCL - Lower control limit - upper control limit  
 Results reported to the DL  
 When reported, PFHxS, PFOA and PFOS include both linear and branched isomers  
 Only the linear isomer is reported for all other analytes

*nw 3/25/18*

**Sample ID: OF-RW42B-0218**

**Modified EPA Method 537**

<b>Client Data</b>		<b>Laboratory Data</b>	
Name: CH2M Hill	Matrix: Drinking Water	Lab Sample: 1800327-04	Column: BEH C18
Project: CTO-WE01, Fentress PFAS Res. DW Investigation	Date Collected: 14-Feb-18 10:44	Date Received: 16-Feb-18 09:02	

Analyte	Conc. (ng/L)	DL	LOD	LOQ	Qualifiers	Batch	Extracted	Samp Size	Analyzed	Dilution
PFBS	58.2	2.04	5.73	9.14		B8B0121	21-Feb-18	0.109 L	01-Mar-18	06:18
PFHxA	111	2.49	5.73	9.14		B8B0121	21-Feb-18	0.109 L	01-Mar-18	06:18
PFHpA	16.7	0.675	5.73	9.14		B8B0121	21-Feb-18	0.109 L	01-Mar-18	06:18
PFHxS	580	1.08	5.73	9.14		B8B0121	21-Feb-18	0.109 L	01-Mar-18	06:18
PFOA	266	0.744	5.73	9.14		B8B0121	21-Feb-18	0.109 L	01-Mar-18	06:18
PFOS	11.9	0.922	5.73	9.14		B8B0121	21-Feb-18	0.109 L	01-Mar-18	06:18
PFNA	ND	0.925	5.73	9.14		B8B0121	21-Feb-18	0.109 L	01-Mar-18	06:18
PFDA	ND	1.70	5.73	9.14		B8B0121	21-Feb-18	0.109 L	01-Mar-18	06:18
MeFOSAA	ND	1.88	5.73	9.14		B8B0121	21-Feb-18	0.109 L	01-Mar-18	06:18
PFUnA	ND	1.20	5.73	9.14		B8B0121	21-Feb-18	0.109 L	01-Mar-18	06:18
EtFOSAA	ND	1.56	5.73	9.14		B8B0121	21-Feb-18	0.109 L	01-Mar-18	06:18
PFDoA	ND	0.905	5.73	9.14		B8B0121	21-Feb-18	0.109 L	01-Mar-18	06:18
PFTtDA	ND	0.564	5.73	9.14		B8B0121	21-Feb-18	0.109 L	01-Mar-18	06:18
PFTeDA	ND	0.862	5.73	9.14		B8B0121	21-Feb-18	0.109 L	01-Mar-18	06:18
Labeled Standards	% Recovery	Limits			Qualifiers	Batch	Extracted	Samp Size	Analyzed	Dilution
13C3-PFBS	93.4	50 - 150				B8B0121	21-Feb-18	0.109 L	01-Mar-18	06:18
13C2-PFHxA	90.0	50 - 150				B8B0121	21-Feb-18	0.109 L	01-Mar-18	06:18
13C4-PFHpA	82.5	50 - 150				B8B0121	21-Feb-18	0.109 L	01-Mar-18	06:18
18O2-PFHxS	100	50 - 150				B8B0121	21-Feb-18	0.109 L	01-Mar-18	06:18
13C2-PFOA	78.8	50 - 150				B8B0121	21-Feb-18	0.109 L	01-Mar-18	06:18
13C8-PFOS	94.4	50 - 150				B8B0121	21-Feb-18	0.109 L	01-Mar-18	06:18
13C5-PFNA	78.6	50 - 150				B8B0121	21-Feb-18	0.109 L	01-Mar-18	06:18
13C2-PFDA	88.8	50 - 150				B8B0121	21-Feb-18	0.109 L	01-Mar-18	06:18
d3-MeFOSAA	72.6	50 - 150				B8B0121	21-Feb-18	0.109 L	01-Mar-18	06:18
13C2-PFUnA	74.4	50 - 150				B8B0121	21-Feb-18	0.109 L	01-Mar-18	06:18
d5-EtFOSAA	79.1	50 - 150				B8B0121	21-Feb-18	0.109 L	01-Mar-18	06:18
13C2-PFDoA	65.5	50 - 150				B8B0121	21-Feb-18	0.109 L	01-Mar-18	06:18
13C2-PFTeDA	86.0	50 - 150				B8B0121	21-Feb-18	0.109 L	01-Mar-18	06:18

DL - Detection Limit  
 LOD - Limit of Detection  
 LOQ - Limit of quantitation  
 LCL-UCL- Lower control limit - upper control limit  
 Results: reported to the DL.  
 When reported, PFHxS, PFOA and PFOS include both linear and branched isomers  
 Only the linear isomer is reported for all other analytes

NW 3/25/18

**Sample ID: OF-FB42B-0218**

**Modified EPA Method 537**

Client Data			Laboratory Data							
Name:	CH2M Hill	Matrix:	Drinking Water	Lab Sample:	1800327-05					
Project:	CTO-WE01. Fentress PFAS Res. DW Investigation	Date Collected:	14-Feb-18 10:52	Date Received:	16-Feb-18 09:02					
				Column:	BEH C18					
Analyte	Conc. (ng/L)	DL	LOD	LOQ	Qualifiers	Batch	Extracted	Samp Size	Analyzed	Dilution
PFBS	ND	1.94	5.39	8.65		B8B0121	21-Feb-18	0.116 L	01-Mar-18 06:30	1
PFHxA	ND	2.36	5.39	8.65		B8B0121	21-Feb-18	0.116 L	01-Mar-18 06:30	1
PFHpA	ND	0.639	5.39	8.65		B8B0121	21-Feb-18	0.116 L	01-Mar-18 06:30	1
PFHxS	ND	1.02	5.39	8.65		B8B0121	21-Feb-18	0.116 L	01-Mar-18 06:30	1
PFOA	ND	0.704	5.39	8.65		B8B0121	21-Feb-18	0.116 L	01-Mar-18 06:30	1
PFOS	ND	0.873	5.39	8.65		B8B0121	21-Feb-18	0.116 L	01-Mar-18 06:30	1
PFNA	ND	0.876	5.39	8.65		B8B0121	21-Feb-18	0.116 L	01-Mar-18 06:30	1
PfDA	ND	1.61	5.39	8.65		B8B0121	21-Feb-18	0.116 L	01-Mar-18 06:30	1
MeFOSAA	ND	1.78	5.39	8.65		B8B0121	21-Feb-18	0.116 L	01-Mar-18 06:30	1
PFUnA	ND	1.14	5.39	8.65		B8B0121	21-Feb-18	0.116 L	01-Mar-18 06:30	1
EtFOSAA	ND	1.48	5.39	8.65		B8B0121	21-Feb-18	0.116 L	01-Mar-18 06:30	1
PFDoA	ND	0.857	5.39	8.65		B8B0121	21-Feb-18	0.116 L	01-Mar-18 06:30	1
PFTrDA	ND	0.534	5.39	8.65		B8B0121	21-Feb-18	0.116 L	01-Mar-18 06:30	1
PFTeDA	ND	0.817	5.39	8.65		B8B0121	21-Feb-18	0.116 L	01-Mar-18 06:30	1
Labeled Standards	Type	% Recovery	Limits	Qualifiers	Batch	Extracted	Samp Size	Analyzed	Dilution	
13C3-PFBS	IS	96.3	50 - 150		B8B0121	21-Feb-18	0.116 L	01-Mar-18 06:30	1	
13C2-PFHxA	IS	87.2	50 - 150		B8B0121	21-Feb-18	0.116 L	01-Mar-18 06:30	1	
13C4-PFHpA	IS	98.8	50 - 150		B8B0121	21-Feb-18	0.116 L	01-Mar-18 06:30	1	
18O2-PFHxS	IS	86.6	50 - 150		B8B0121	21-Feb-18	0.116 L	01-Mar-18 06:30	1	
13C2-PFOA	IS	89.6	50 - 150		B8B0121	21-Feb-18	0.116 L	01-Mar-18 06:30	1	
13C8-PFOS	IS	91.4	50 - 150		B8B0121	21-Feb-18	0.116 L	01-Mar-18 06:30	1	
13C5-PFNA	IS	84.3	50 - 150		B8B0121	21-Feb-18	0.116 L	01-Mar-18 06:30	1	
13C2-PFDA	IS	79.7	50 - 150		B8B0121	21-Feb-18	0.116 L	01-Mar-18 06:30	1	
d3-MeFOSAA	IS	78.5	50 - 150		B8B0121	21-Feb-18	0.116 L	01-Mar-18 06:30	1	
13C2-PFUnA	IS	87.7	50 - 150		B8B0121	21-Feb-18	0.116 L	01-Mar-18 06:30	1	
d5-EtFOSAA	IS	78.2	50 - 150		B8B0121	21-Feb-18	0.116 L	01-Mar-18 06:30	1	
13C2-PFDoA	IS	87.6	50 - 150		B8B0121	21-Feb-18	0.116 L	01-Mar-18 06:30	1	
13C2-PFTeDA	IS	101	50 - 150		B8B0121	21-Feb-18	0.116 L	01-Mar-18 06:30	1	

DL - Detection Limit  
 LOD - Limit of Detection  
 LOQ - Limit of quantitation  
 LCL-UCL - Lower control limit - upper control limit  
 Results reported to the DL.  
 When reported, PFHxS, PFOA and PFOS include both linear and branched isomers.  
 Only the linear isomer is reported for all other analytes.

*new 3/20/18*

**Modified EPA Method 537**

**Laboratory Data**

**Client Data**

<b>Name:</b> CH2M Hill	<b>Matrix:</b> Drinking Water	<b>Lab Sample:</b> 1800327-06	<b>Column:</b> BEH C18
<b>Project:</b> CTO-WE01, Fentress PFAS Res. DW Investigation	<b>Date Collected:</b> 14-Feb-18 11:29	<b>Date Received:</b> 16-Feb-18 09:02	

Analyte	Conc. (ng/L)	DL	LOD	LOQ	Qualifiers	Batch	Extracted	Samp Size	Analyzed	Dilution
PFBS	10.7	1.89	5.30	8.45		B8B0121	21-Feb-18	0.118 L	01-Mar-18 06:41	1
PFHxA	27.4	2.30	5.30	8.45		B8B0121	21-Feb-18	0.118 L	01-Mar-18 06:41	1
PFHpA	9.84	0.624	5.30	8.45		B8B0121	21-Feb-18	0.118 L	01-Mar-18 06:41	1
PFHxS	197	1.00	5.30	8.45		B8B0121	21-Feb-18	0.118 L	01-Mar-18 06:41	1
PFOA	262	0.688	5.30	8.45		B8B0121	21-Feb-18	0.118 L	01-Mar-18 06:41	1
PFOS	746	0.852	5.30	8.45		B8B0121	21-Feb-18	0.118 L	01-Mar-18 06:41	1
PFNA	2.29	0.856	5.30	8.45	J	B8B0121	21-Feb-18	0.118 L	01-Mar-18 06:41	1
PFDA	ND	1.57	5.30	8.45		B8B0121	21-Feb-18	0.118 L	01-Mar-18 06:41	1
MeFOSAA	ND	1.74	5.30	8.45		B8B0121	21-Feb-18	0.118 L	01-Mar-18 06:41	1
PFUnA	ND	1.11	5.30	8.45		B8B0121	21-Feb-18	0.118 L	01-Mar-18 06:41	1
EtFOSAA	ND	1.45	5.30	8.45		B8B0121	21-Feb-18	0.118 L	01-Mar-18 06:41	1
PFDoA	ND	0.837	5.30	8.45		B8B0121	21-Feb-18	0.118 L	01-Mar-18 06:41	1
PFTTrDA	ND	0.522	5.30	8.45		B8B0121	21-Feb-18	0.118 L	01-Mar-18 06:41	1
PFTeDA	ND	0.798	5.30	8.45		B8B0121	21-Feb-18	0.118 L	01-Mar-18 06:41	1
<b>Labeled Standards</b>	<b>% Recovery</b>	<b>Limits</b>	<b>Qualifiers</b>	<b>Batch</b>	<b>Extracted</b>	<b>Samp Size</b>	<b>Analyzed</b>	<b>Dilution</b>		
13C3-PFBS	105	50 - 150		B8B0121	21-Feb-18	0.118 L	01-Mar-18 06:41	1		
13C2-PFHxA	95.9	50 - 150		B8B0121	21-Feb-18	0.118 L	01-Mar-18 06:41	1		
13C4-PFHpA	106	50 - 150		B8B0121	21-Feb-18	0.118 L	01-Mar-18 06:41	1		
18O2-PFHxS	96.7	50 - 150		B8B0121	21-Feb-18	0.118 L	01-Mar-18 06:41	1		
13C2-PFOA	89.7	50 - 150		B8B0121	21-Feb-18	0.118 L	01-Mar-18 06:41	1		
13C8-PFOS	89.9	50 - 150		B8B0121	21-Feb-18	0.118 L	01-Mar-18 06:41	1		
13C5-PFNA	98.8	50 - 150		B8B0121	21-Feb-18	0.118 L	01-Mar-18 06:41	1		
13C2-PFDA	72.7	50 - 150		B8B0121	21-Feb-18	0.118 L	01-Mar-18 06:41	1		
d3-MeFOSAA	83.8	50 - 150		B8B0121	21-Feb-18	0.118 L	01-Mar-18 06:41	1		
13C2-PFUnA	89.9	50 - 150		B8B0121	21-Feb-18	0.118 L	01-Mar-18 06:41	1		
d5-EtFOSAA	95.2	50 - 150		B8B0121	21-Feb-18	0.118 L	01-Mar-18 06:41	1		
13C2-PFDoA	96.4	50 - 150		B8B0121	21-Feb-18	0.118 L	01-Mar-18 06:41	1		
13C2-PFTeDA	115	50 - 150		B8B0121	21-Feb-18	0.118 L	01-Mar-18 06:41	1		

DL - Detection Limit  
 LOD - Limit of Detection  
 LOQ - Limit of quantitation  
 LCL-UCL - Lower control limit - upper control limit  
 Results reported to the DL.  
 When reported, PFHxS, PFOA and PFOS include both linear and branched isomers  
 Only the linear isomer is reported for all other analytes

new 3/20/18

**Sample ID: OF-FB44-0218**

**Modified EPA Method 537**

Client Data		Laboratory Data	
Name: CH2M Hill	Matrix: Drinking Water	Lab Sample: 1800327-07	Column: BEH C18
Project: CTO-WE01, Fentress PFAS Res. DW Investigation	Date Collected: 14-Feb-18 11:36	Date Received: 16-Feb-18 09:02	

Analyte	Conc. (ng/L)	DL	LOD	LOQ	Qualifiers	Batch	Extracted	Samp Size	Analyzed	Dilution
PFBS	ND	1.85	5.17	8.25		B8B0121	21-Feb-18	0.121 L	02-Mar-18 03:32	1
PFHxA	ND	2.25	5.17	8.25		B8B0121	21-Feb-18	0.121 L	02-Mar-18 03:32	1
PFHpA	ND	0.610	5.17	8.25		B8B0121	21-Feb-18	0.121 L	02-Mar-18 03:32	1
PFHxS	ND	0.977	5.17	8.25		B8B0121	21-Feb-18	0.121 L	02-Mar-18 03:32	1
PFOA	ND	0.672	5.17	8.25		B8B0121	21-Feb-18	0.121 L	02-Mar-18 03:32	1
PFOS	ND	0.832	5.17	8.25		B8B0121	21-Feb-18	0.121 L	02-Mar-18 03:32	1
PFNA	ND	0.836	5.17	8.25		B8B0121	21-Feb-18	0.121 L	02-Mar-18 03:32	1
PFDA	ND	1.54	5.17	8.25		B8B0121	21-Feb-18	0.121 L	02-Mar-18 03:32	1
MeFOSAA	ND	1.70	5.17	8.25		B8B0121	21-Feb-18	0.121 L	02-Mar-18 03:32	1
PFUnA	ND	1.08	5.17	8.25		B8B0121	21-Feb-18	0.121 L	02-Mar-18 03:32	1
EtFOSAA	ND	1.41	5.17	8.25		B8B0121	21-Feb-18	0.121 L	02-Mar-18 03:32	1
PFDoA	ND	0.817	5.17	8.25		B8B0121	21-Feb-18	0.121 L	02-Mar-18 03:32	1
PFTtDA	ND	0.510	5.17	8.25		B8B0121	21-Feb-18	0.121 L	02-Mar-18 03:32	1
PFTeDA	ND	0.779	5.17	8.25		B8B0121	21-Feb-18	0.121 L	02-Mar-18 03:32	1
Labeled Standards	Type	% Recovery	Limits	Qualifiers	Batch	Extracted	Samp Size	Analyzed	Dilution	
13C3-PFBS	IS	107	50 - 150		B8B0121	21-Feb-18	0.121 L	02-Mar-18 03:32	1	
13C2-PFHxA	IS	97.6	50 - 150		B8B0121	21-Feb-18	0.121 L	02-Mar-18 03:32	1	
13C4-PFHpA	IS	93.2	50 - 150		B8B0121	21-Feb-18	0.121 L	02-Mar-18 03:32	1	
18O2-PFHxS	IS	103	50 - 150		B8B0121	21-Feb-18	0.121 L	02-Mar-18 03:32	1	
13C2-PFOA	IS	89.4	50 - 150		B8B0121	21-Feb-18	0.121 L	02-Mar-18 03:32	1	
13C8-PFOS	IS	93.7	50 - 150		B8B0121	21-Feb-18	0.121 L	02-Mar-18 03:32	1	
13C5-PFNA	IS	83.9	50 - 150		B8B0121	21-Feb-18	0.121 L	02-Mar-18 03:32	1	
13C2-PFDA	IS	84.3	50 - 150		B8B0121	21-Feb-18	0.121 L	02-Mar-18 03:32	1	
d3-MeFOSAA	IS	71.1	50 - 150		B8B0121	21-Feb-18	0.121 L	02-Mar-18 03:32	1	
13C2-PFUnA	IS	80.8	50 - 150		B8B0121	21-Feb-18	0.121 L	02-Mar-18 03:32	1	
d5-EtFOSAA	IS	67.9	50 - 150		B8B0121	21-Feb-18	0.121 L	02-Mar-18 03:32	1	
13C2-PFDoA	IS	62.4	50 - 150		B8B0121	21-Feb-18	0.121 L	02-Mar-18 03:32	1	
13C2-PFTeDA	IS	72.9	50 - 150		B8B0121	21-Feb-18	0.121 L	02-Mar-18 03:32	1	

DL - Detection Limit  
 LOD - Limit of Detection  
 LOQ - Limit of quantitation  
 LCL-UCL - Lower control limit - upper control limit  
 Results reported to the DL.  
 When reported, PFHxS, PFOA and PFOS include both linear and branched isomers  
 Only the linear isomer is reported for all other analytes.

*new 3/20/18*



**Sample ID: OF-RW59-0218**

**Modified EPA Method 537**

Client Data		Laboratory Data		Matrix:		Date Collected:		Date Received:		Column:	
Name:	CH2M Hill	Lab Sample:	1800327-08	Drinking Water	14-Feb-18 13:34	Matrix:	16-Feb-18 09:02	BEH C18			
Project:	CTO-WE01, Fentress PFAS Res, DW Investigation	Date Received:	16-Feb-18 09:02								
Analyte	Conc. (ng/L)	DL	LOD	LOQ	Qualifiers	Batch	Extracted	Samp Size	Analyzed	Dilution	
PFBS	10.5	2.03	5.68	9.07		B8B0121	21-Feb-18	0.110 L	02-Mar-18 03:43	1	
PFHxA	21.1	2.47	5.68	9.07		B8B0121	21-Feb-18	0.110 L	02-Mar-18 03:43	1	
PFHpA	4.74	0.670	5.68	9.07	J	B8B0121	21-Feb-18	0.110 L	02-Mar-18 03:43	1	
PFHxS	330	1.07	5.68	9.07		B8B0121	21-Feb-18	0.110 L	02-Mar-18 03:43	1	
PFOA	60.8	0.738	5.68	9.07		B8B0121	21-Feb-18	0.110 L	02-Mar-18 03:43	1	
PFOS	380	0.915	5.68	9.07		B8B0121	21-Feb-18	0.110 L	02-Mar-18 03:43	1	
PFNA	ND	0.918	5.68	9.07		B8B0121	21-Feb-18	0.110 L	02-Mar-18 03:43	1	
PFDA	ND	1.69	5.68	9.07		B8B0121	21-Feb-18	0.110 L	02-Mar-18 03:43	1	
MeFOSAA	ND	1.87	5.68	9.07		B8B0121	21-Feb-18	0.110 L	02-Mar-18 03:43	1	
PFUnA	ND	1.19	5.68	9.07		B8B0121	21-Feb-18	0.110 L	02-Mar-18 03:43	1	
EtFOSAA	ND	1.55	5.68	9.07		B8B0121	21-Feb-18	0.110 L	02-Mar-18 03:43	1	
PFDoA	ND	0.898	5.68	9.07		B8B0121	21-Feb-18	0.110 L	02-Mar-18 03:43	1	
PFTtDA	ND	0.560	5.68	9.07		B8B0121	21-Feb-18	0.110 L	02-Mar-18 03:43	1	
PFTeDA	ND	0.856	5.68	9.07		B8B0121	21-Feb-18	0.110 L	02-Mar-18 03:43	1	
Labeled Standards	Type	% Recovery	Limits	Qualifiers	Batch	Extracted	Samp Size	Analyzed	Dilution		
13C3-PFBS	IS	91.8	50 - 150		B8B0121	21-Feb-18	0.110 L	02-Mar-18 03:43	1		
13C2-PFHxA	IS	102	50 - 150		B8B0121	21-Feb-18	0.110 L	02-Mar-18 03:43	1		
13C4-PFHpA	IS	91.3	50 - 150		B8B0121	21-Feb-18	0.110 L	02-Mar-18 03:43	1		
18O2-PFHxS	IS	87.7	50 - 150		B8B0121	21-Feb-18	0.110 L	02-Mar-18 03:43	1		
13C2-PFOA	IS	90.3	50 - 150		B8B0121	21-Feb-18	0.110 L	02-Mar-18 03:43	1		
13C8-PFOS	IS	96.8	50 - 150		B8B0121	21-Feb-18	0.110 L	02-Mar-18 03:43	1		
13C5-PFNA	IS	87.1	50 - 150		B8B0121	21-Feb-18	0.110 L	02-Mar-18 03:43	1		
13C2-PFDA	IS	91.2	50 - 150		B8B0121	21-Feb-18	0.110 L	02-Mar-18 03:43	1		
d3-MeFOSAA	IS	64.2	50 - 150		B8B0121	21-Feb-18	0.110 L	02-Mar-18 03:43	1		
13C2-PFUnA	IS	71.6	50 - 150		B8B0121	21-Feb-18	0.110 L	02-Mar-18 03:43	1		
d5-EtFOSAA	IS	73.1	50 - 150		B8B0121	21-Feb-18	0.110 L	02-Mar-18 03:43	1		
13C2-PFDoA	IS	65.4	50 - 150		B8B0121	21-Feb-18	0.110 L	02-Mar-18 03:43	1		
13C2-PFTeDA	IS	81.6	50 - 150		B8B0121	21-Feb-18	0.110 L	02-Mar-18 03:43	1		

DL - Detection Limit  
 LOD - Limit of Detection  
 LOQ - Limit of quantitation  
 LCL-UCL - Lower control limit - upper control limit  
 Results reported to the DL.  
 When reported, PFHxS, PFOA and PFOS include both linear and branched isomers.  
 Only the linear isomer is reported for all other analytes.

*new 3/20/18*

**Sample ID: OF-FB59-0218**

**Modified EPA Method 537**

Client Data		Laboratory Data		Matrix:		Date Collected:		Date Received:		Column:	
Name:	CH2M Hill	Lab Sample:	1800327-09	Drinking Water	16-Feb-18 09:02	BEH C18					
Project:	CTO-WE01, Fentress PFAS Res. DW Investigation	Date Received:	16-Feb-18 09:02	14-Feb-18 13:38							
Analyte	Conc. (ng/L)	DL	LOD	LOQ	Qualifiers	Batch	Extracted	Samp Size	Analyzed	Dilution	
PFBS	ND	1.92	5.39	8.60		B8B0121	21-Feb-18	0.116 L	02-Mar-18 03:55	1	
PFHxA	ND	2.34	5.39	8.60		B8B0121	21-Feb-18	0.116 L	02-Mar-18 03:55	1	
PFHpA	ND	0.635	5.39	8.60		B8B0121	21-Feb-18	0.116 L	02-Mar-18 03:55	1	
PFHxS	ND	1.02	5.39	8.60		B8B0121	21-Feb-18	0.116 L	02-Mar-18 03:55	1	
PFOA	ND	0.700	5.39	8.60		B8B0121	21-Feb-18	0.116 L	02-Mar-18 03:55	1	
PFOS	ND	0.867	5.39	8.60		B8B0121	21-Feb-18	0.116 L	02-Mar-18 03:55	1	
PFNA	ND	0.870	5.39	8.60		B8B0121	21-Feb-18	0.116 L	02-Mar-18 03:55	1	
PfDA	ND	1.60	5.39	8.60		B8B0121	21-Feb-18	0.116 L	02-Mar-18 03:55	1	
MeFOSAA	ND	1.77	5.39	8.60		B8B0121	21-Feb-18	0.116 L	02-Mar-18 03:55	1	
PFUnA	ND	1.13	5.39	8.60		B8B0121	21-Feb-18	0.116 L	02-Mar-18 03:55	1	
EfOSAA	ND	1.47	5.39	8.60		B8B0121	21-Feb-18	0.116 L	02-Mar-18 03:55	1	
PFDoA	ND	0.851	5.39	8.60		B8B0121	21-Feb-18	0.116 L	02-Mar-18 03:55	1	
PFTrDA	ND	0.531	5.39	8.60		B8B0121	21-Feb-18	0.116 L	02-Mar-18 03:55	1	
PFTeDA	ND	0.811	5.39	8.60		B8B0121	21-Feb-18	0.116 L	02-Mar-18 03:55	1	
Labeled Standards	Type	% Recovery	Limits	Qualifiers	Batch	Extracted	Samp Size	Analyzed	Dilution		
13C3-PFBs	IS	85.1	50 - 150		B8B0121	21-Feb-18	0.116 L	02-Mar-18 03:55	1		
13C2-PFHxA	IS	88.8	50 - 150		B8B0121	21-Feb-18	0.116 L	02-Mar-18 03:55	1		
13C4-PFHpA	IS	94.2	50 - 150		B8B0121	21-Feb-18	0.116 L	02-Mar-18 03:55	1		
18O2-PFHxS	IS	101	50 - 150		B8B0121	21-Feb-18	0.116 L	02-Mar-18 03:55	1		
13C2-PFOA	IS	88.2	50 - 150		B8B0121	21-Feb-18	0.116 L	02-Mar-18 03:55	1		
13C8-PFOS	IS	91.8	50 - 150		B8B0121	21-Feb-18	0.116 L	02-Mar-18 03:55	1		
13C5-PFNA	IS	85.4	50 - 150		B8B0121	21-Feb-18	0.116 L	02-Mar-18 03:55	1		
13C2-PFDA	IS	77.1	50 - 150		B8B0121	21-Feb-18	0.116 L	02-Mar-18 03:55	1		
d3-MeFOSAA	IS	83.0	50 - 150		B8B0121	21-Feb-18	0.116 L	02-Mar-18 03:55	1		
13C2-PFUnA	IS	88.1	50 - 150		B8B0121	21-Feb-18	0.116 L	02-Mar-18 03:55	1		
d5-EfOSAA	IS	77.4	50 - 150		B8B0121	21-Feb-18	0.116 L	02-Mar-18 03:55	1		
13C2-PFDoA	IS	77.7	50 - 150		B8B0121	21-Feb-18	0.116 L	02-Mar-18 03:55	1		
13C2-PFTeDA	IS	101	50 - 150		B8B0121	21-Feb-18	0.116 L	02-Mar-18 03:55	1		

DL - Detection Limit  
 LOD - Limit of Detection  
 LOQ - Limit of quantitation  
 LCL-UCL - Lower control limit - upper control limit  
 Results reported to the DL.  
 When reported, PFHxS, PFOA and PFOS include both linear and branched isomers.  
 Only the linear isomer is reported for all other analytes.

*new 3/20/18*

**Sample ID: OF-RW03-0218**

**Modified EPA Method 537**

<b>Client Data</b>		<b>Laboratory Data</b>	
Name: CH2M Hill	Matrix: Drinking Water	Lab Sample: 1800327-10	Column: BEH C18
Project: CTO-WE01, Fentress PFAS Res. DW Investigation	Date Collected: 15-Feb-18 17:46	Date Received: 16-Feb-18 09:02	

Analyte	Conc. (ng/L)	DL	LOD	LOQ	Qualifiers	Batch	Extracted	Samp Size	Analyzed	Dilution
PFBS	ND	2.01	5.63	8.97		B8B0121	21-Feb-18	0.111 L	02-Mar-18 04:06	1
PFHxA	ND	2.44	5.63	8.97		B8B0121	21-Feb-18	0.111 L	02-Mar-18 04:06	1
PFHpA	ND	0.663	5.63	8.97		B8B0121	21-Feb-18	0.111 L	02-Mar-18 04:06	1
PFHxS	ND	1.06	5.63	8.97		B8B0121	21-Feb-18	0.111 L	02-Mar-18 04:06	1
PFOA	ND	0.730	5.63	8.97		B8B0121	21-Feb-18	0.111 L	02-Mar-18 04:06	1
PFOS	ND	0.905	5.63	8.97		B8B0121	21-Feb-18	0.111 L	02-Mar-18 04:06	1
PFNA	ND	0.908	5.63	8.97		B8B0121	21-Feb-18	0.111 L	02-Mar-18 04:06	1
PFDA	ND	1.67	5.63	8.97		B8B0121	21-Feb-18	0.111 L	02-Mar-18 04:06	1
MeFOSAA	ND	1.85	5.63	8.97		B8B0121	21-Feb-18	0.111 L	02-Mar-18 04:06	1
PFUnA	ND	1.18	5.63	8.97		B8B0121	21-Feb-18	0.111 L	02-Mar-18 04:06	1
EtFOSAA	ND	1.54	5.63	8.97		B8B0121	21-Feb-18	0.111 L	02-Mar-18 04:06	1
PFDoA	ND	0.888	5.63	8.97		B8B0121	21-Feb-18	0.111 L	02-Mar-18 04:06	1
PFTtDA	ND	0.554	5.63	8.97		B8B0121	21-Feb-18	0.111 L	02-Mar-18 04:06	1
PFTeDA	ND	0.847	5.63	8.97		B8B0121	21-Feb-18	0.111 L	02-Mar-18 04:06	1
<b>Labeled Standards</b>	<b>% Recovery</b>	<b>Limits</b>	<b>Qualifiers</b>	<b>Batch</b>	<b>Extracted</b>	<b>Samp Size</b>	<b>Analyzed</b>	<b>Dilution</b>		
13C3-PFBS	86.9	50 - 150		B8B0121	21-Feb-18	0.111 L	02-Mar-18 04:06	1		
13C2-PFHxA	92.8	50 - 150		B8B0121	21-Feb-18	0.111 L	02-Mar-18 04:06	1		
13C4-PFHpA	84.6	50 - 150		B8B0121	21-Feb-18	0.111 L	02-Mar-18 04:06	1		
18O2-PFHxS	92.7	50 - 150		B8B0121	21-Feb-18	0.111 L	02-Mar-18 04:06	1		
13C2-PFOA	90.1	50 - 150		B8B0121	21-Feb-18	0.111 L	02-Mar-18 04:06	1		
13C8-PFOS	93.3	50 - 150		B8B0121	21-Feb-18	0.111 L	02-Mar-18 04:06	1		
13C5-PFNA	82.6	50 - 150		B8B0121	21-Feb-18	0.111 L	02-Mar-18 04:06	1		
13C2-PFDA	83.3	50 - 150		B8B0121	21-Feb-18	0.111 L	02-Mar-18 04:06	1		
d3-MeFOSAA	78.4	50 - 150		B8B0121	21-Feb-18	0.111 L	02-Mar-18 04:06	1		
13C2-PFUnA	83.8	50 - 150		B8B0121	21-Feb-18	0.111 L	02-Mar-18 04:06	1		
d5-EtFOSAA	78.3	50 - 150		B8B0121	21-Feb-18	0.111 L	02-Mar-18 04:06	1		
13C2-PFDoA	75.3	50 - 150		B8B0121	21-Feb-18	0.111 L	02-Mar-18 04:06	1		
13C2-PFTeDA	83.2	50 - 150		B8B0121	21-Feb-18	0.111 L	02-Mar-18 04:06	1		

DL - Detection Limit  
 LOD - Limit of Detection  
 LOQ - Limit of quantitation  
 LCL-UCL - Lower control limit - upper control limit  
 Results reported to the DL  
 When reported, PFHxS, PFOA and PFOS include both linear and branched isomers.  
 Only the linear isomer is reported for all other analytes.

*new 3/25/18*

**Sample ID: OF-FB03-0218**

**Modified EPA Method 537**

Client Data		Matrix:		Date Collected:		Date Received:		Lab Sample:		Column:	
Name:	CH2M Hill	Drinking Water	15-Feb-18	17:47	1800327-11	BEHC18	16-Feb-18	09:02	1800327-11	BEHC18	
Project:	CTO-WE01, Fentress PFAS Res. DW Investigation										
Analyte	Conc. (ng/L)	DL	LOD	LOQ	Qualifiers	Batch	Extracted	Samp Size	Analyzed	Dilution	
PFBS	ND	1.90	5.30	8.50		B8B0121	21-Feb-18	0.118 L	02-Mar-18	04:18	
PFHxA	ND	2.32	5.30	8.50		B8B0121	21-Feb-18	0.118 L	02-Mar-18	04:18	
PFHpA	ND	0.628	5.30	8.50		B8B0121	21-Feb-18	0.118 L	02-Mar-18	04:18	
PFHxS	ND	1.01	5.30	8.50		B8B0121	21-Feb-18	0.118 L	02-Mar-18	04:18	
PFOA	ND	0.692	5.30	8.50		B8B0121	21-Feb-18	0.118 L	02-Mar-18	04:18	
PFOS	ND	0.858	5.30	8.50		B8B0121	21-Feb-18	0.118 L	02-Mar-18	04:18	
PFNA	ND	0.861	5.30	8.50		B8B0121	21-Feb-18	0.118 L	02-Mar-18	04:18	
PFDA	ND	1.58	5.30	8.50		B8B0121	21-Feb-18	0.118 L	02-Mar-18	04:18	
MeFOSAA	ND	1.75	5.30	8.50		B8B0121	21-Feb-18	0.118 L	02-Mar-18	04:18	
PFUnA	ND	1.12	5.30	8.50		B8B0121	21-Feb-18	0.118 L	02-Mar-18	04:18	
EtFOSAA	ND	1.46	5.30	8.50		B8B0121	21-Feb-18	0.118 L	02-Mar-18	04:18	
PFDoA	ND	0.842	5.30	8.50		B8B0121	21-Feb-18	0.118 L	02-Mar-18	04:18	
PFTeDA	ND	0.525	5.30	8.50		B8B0121	21-Feb-18	0.118 L	02-Mar-18	04:18	
PFTeDA	1.64	0.802	5.30	8.50	J	B8B0121	21-Feb-18	0.118 L	02-Mar-18	04:18	
Labeled Standards	Type	% Recovery	Limits	Qualifiers	Batch	Extracted	Samp Size	Analyzed	Dilution		
13C3-PFBS	IS	101	50 - 150		B8B0121	21-Feb-18	0.118 L	02-Mar-18	04:18		
13C2-PFHxA	IS	88.5	50 - 150		B8B0121	21-Feb-18	0.118 L	02-Mar-18	04:18		
13C4-PFHpA	IS	93.0	50 - 150		B8B0121	21-Feb-18	0.118 L	02-Mar-18	04:18		
18O2-PFHxS	IS	97.1	50 - 150		B8B0121	21-Feb-18	0.118 L	02-Mar-18	04:18		
13C2-PFOA	IS	91.3	50 - 150		B8B0121	21-Feb-18	0.118 L	02-Mar-18	04:18		
13C8-PFOS	IS	84.4	50 - 150		B8B0121	21-Feb-18	0.118 L	02-Mar-18	04:18		
13C5-PFNA	IS	70.8	50 - 150		B8B0121	21-Feb-18	0.118 L	02-Mar-18	04:18		
13C2-PFDA	IS	86.5	50 - 150		B8B0121	21-Feb-18	0.118 L	02-Mar-18	04:18		
d3-MeFOSAA	IS	67.2	50 - 150		B8B0121	21-Feb-18	0.118 L	02-Mar-18	04:18		
13C2-PFUnA	IS	61.0	50 - 150		B8B0121	21-Feb-18	0.118 L	02-Mar-18	04:18		
d5-EtFOSAA	IS	66.8	50 - 150		B8B0121	21-Feb-18	0.118 L	02-Mar-18	04:18		
13C2-PFDoA	IS	57.4	50 - 150		B8B0121	21-Feb-18	0.118 L	02-Mar-18	04:18		
13C2-PFTeDA	IS	58.2	50 - 150		B8B0121	21-Feb-18	0.118 L	02-Mar-18	04:18		

DL - Detection Limit  
 LOD - Limit of Detection  
 LOQ - Limit of quantitation  
 LCL-UCL- Lower control limit - upper control limit  
 Results reported to the DL  
 % Recovery  
 Limits  
 Qualifiers  
 Batch  
 Extracted  
 Samp Size  
 Analyzed  
 Dilution  
 When reported, PFHxS, PFOA and PFOS include both linear and branched isomers.  
 Only the linear isomer is reported for all other analytes.

new 3/2018

**Sample ID: OF-RW37-0218**

**Modified EPA Method 537**

Client Data		Laboratory Data								
Name:	CH2M Hill	Lab Sample:	1800327-12	Column:	BEH C18					
Project:	CTO-WE01, Fentress PFAS Res. DW Investigation	Date Collected:	13-Feb-18 18:29	Date Received:	16-Feb-18 09:02					
Analyte	Conc. (ng/L)	DL	LOD	LOQ	Qualifiers	Batch	Extracted	Samp Size	Analyzed	Dilution
PFBS	ND	1.93	5.39	8.61		B8B0121	21-Feb-18	0.116 L	02-Mar-18 04:29	1
PFHxA	ND	2.34	5.39	8.61		B8B0121	21-Feb-18	0.116 L	02-Mar-18 04:29	1
PFHpA	ND	0.636	5.39	8.61		B8B0121	21-Feb-18	0.116 L	02-Mar-18 04:29	1
PFHxS	ND	1.02	5.39	8.61		B8B0121	21-Feb-18	0.116 L	02-Mar-18 04:29	1
PFOA	2.82	0.700	5.39	8.61	J	B8B0121	21-Feb-18	0.116 L	02-Mar-18 04:29	1
PFOS	ND	0.868	5.39	8.61		B8B0121	21-Feb-18	0.116 L	02-Mar-18 04:29	1
PFNA	ND	0.871	5.39	8.61		B8B0121	21-Feb-18	0.116 L	02-Mar-18 04:29	1
PfDA	ND	1.60	5.39	8.61		B8B0121	21-Feb-18	0.116 L	02-Mar-18 04:29	1
MeFOSAA	ND	1.77	5.39	8.61		B8B0121	21-Feb-18	0.116 L	02-Mar-18 04:29	1
PFUnA	ND	1.13	5.39	8.61		B8B0121	21-Feb-18	0.116 L	02-Mar-18 04:29	1
EtFOSAA	ND	1.47	5.39	8.61		B8B0121	21-Feb-18	0.116 L	02-Mar-18 04:29	1
PFDoA	ND	0.852	5.39	8.61		B8B0121	21-Feb-18	0.116 L	02-Mar-18 04:29	1
PFTrDA	ND	0.531	5.39	8.61		B8B0121	21-Feb-18	0.116 L	02-Mar-18 04:29	1
PFTeDA	ND	0.812	5.39	8.61		B8B0121	21-Feb-18	0.116 L	02-Mar-18 04:29	1
Labeled Standards	Type	% Recovery	Limits	Qualifiers	Batch	Extracted	Samp Size	Analyzed	Dilution	
13C3-PFBs	IS	114	50 - 150		B8B0121	21-Feb-18	0.116 L	02-Mar-18 04:29	1	
13C2-PFHxA	IS	94.8	50 - 150		B8B0121	21-Feb-18	0.116 L	02-Mar-18 04:29	1	
13C4-PFHpA	IS	98.1	50 - 150		B8B0121	21-Feb-18	0.116 L	02-Mar-18 04:29	1	
18O2-PFHxS	IS	98.9	50 - 150		B8B0121	21-Feb-18	0.116 L	02-Mar-18 04:29	1	
13C2-PFOA	IS	79.2	50 - 150		B8B0121	21-Feb-18	0.116 L	02-Mar-18 04:29	1	
13C8-PFOS	IS	116	50 - 150		B8B0121	21-Feb-18	0.116 L	02-Mar-18 04:29	1	
13C5-PFNA	IS	82.8	50 - 150		B8B0121	21-Feb-18	0.116 L	02-Mar-18 04:29	1	
13C2-PFDA	IS	74.5	50 - 150		B8B0121	21-Feb-18	0.116 L	02-Mar-18 04:29	1	
d3-MeFOSAA	IS	69.4	50 - 150		B8B0121	21-Feb-18	0.116 L	02-Mar-18 04:29	1	
13C2-PFUnA	IS	93.3	50 - 150		B8B0121	21-Feb-18	0.116 L	02-Mar-18 04:29	1	
d5-EtFOSAA	IS	83.6	50 - 150		B8B0121	21-Feb-18	0.116 L	02-Mar-18 04:29	1	
13C2-PFDoA	IS	72.7	50 - 150		B8B0121	21-Feb-18	0.116 L	02-Mar-18 04:29	1	
13C2-PFTeDA	IS	83.1	50 - 150		B8B0121	21-Feb-18	0.116 L	02-Mar-18 04:29	1	

DL - Detection Limit  
 LOD - Limit of Detection  
 LOQ - Limit of quantitation  
 LCL-UCL - Lower control limit - upper control limit  
 Results reported to the DL.  
 When reported, PFHxS, PFOA and PFOS include both linear and branched isomers.  
 Only the linear isomer is reported for all other analytes.

new 3/20/18

**Sample ID: OF-FB37-0218**

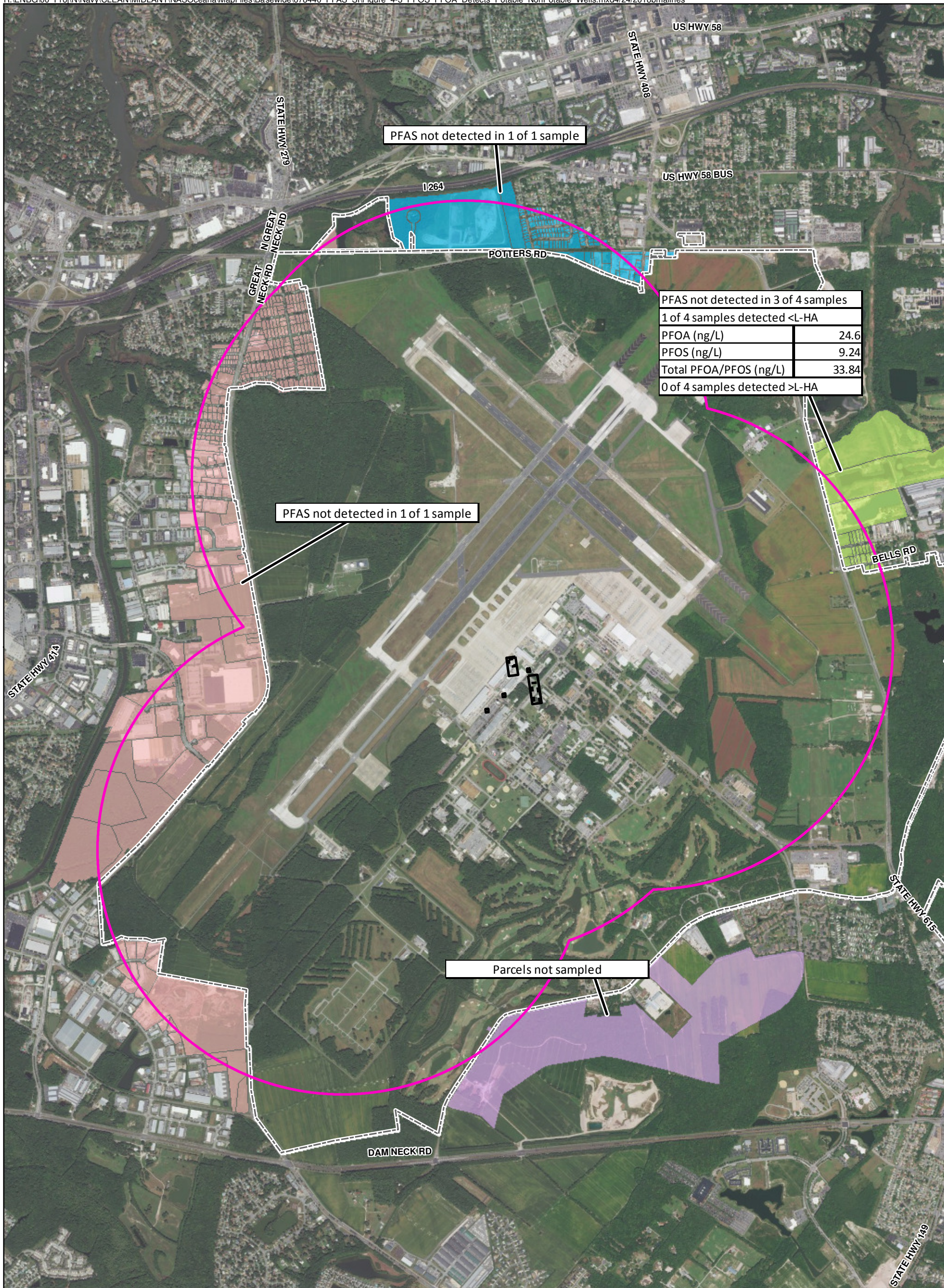
**Modified EPA Method 537**

Client Data		Laboratory Data	
Name: CH2M Hill	Matrix: Drinking Water	Lab Sample: 1800327-13	Column: BEH C18
Project: CTO-WE01, Fentress PFAS Res. DW Investigation	Date Collected: 13-Feb-18 18:30	Date Received: 16-Feb-18 09:02	

Analyte	Conc. (ng/L)	DL	LOD	LOQ	Qualifiers	Batch	Extracted	Samp Size	Analyzed	Dilution
PFBS	ND	1.92	5.34	8.58		B8B0121	21-Feb-18	0.117 L	02-Mar-18 04:41	1
PFHxA	ND	2.34	5.34	8.58		B8B0121	21-Feb-18	0.117 L	02-Mar-18 04:41	1
PFHpA	ND	0.634	5.34	8.58		B8B0121	21-Feb-18	0.117 L	02-Mar-18 04:41	1
PFHxS	ND	1.02	5.34	8.58		B8B0121	21-Feb-18	0.117 L	02-Mar-18 04:41	1
PFOA	ND	0.698	5.34	8.58		B8B0121	21-Feb-18	0.117 L	02-Mar-18 04:41	1
PFOS	ND	0.866	5.34	8.58		B8B0121	21-Feb-18	0.117 L	02-Mar-18 04:41	1
PFNA	ND	0.869	5.34	8.58		B8B0121	21-Feb-18	0.117 L	02-Mar-18 04:41	1
PFDA	ND	1.60	5.34	8.58		B8B0121	21-Feb-18	0.117 L	02-Mar-18 04:41	1
MeFOSAA	ND	1.77	5.34	8.58		B8B0121	21-Feb-18	0.117 L	02-Mar-18 04:41	1
PFUnA	ND	1.13	5.34	8.58		B8B0121	21-Feb-18	0.117 L	02-Mar-18 04:41	1
EiFOSAA	ND	1.47	5.34	8.58		B8B0121	21-Feb-18	0.117 L	02-Mar-18 04:41	1
PFDoA	ND	0.850	5.34	8.58		B8B0121	21-Feb-18	0.117 L	02-Mar-18 04:41	1
PFTriDA	ND	0.530	5.34	8.58		B8B0121	21-Feb-18	0.117 L	02-Mar-18 04:41	1
PFTeDA	ND	0.810	5.34	8.58		B8B0121	21-Feb-18	0.117 L	02-Mar-18 04:41	1
Labeled Standards	% Recovery	Limits	Qualifiers	Batch	Extracted	Samp Size	Analyzed	Dilution		
13C3-PFBs	83.5	50 - 150		B8B0121	21-Feb-18	0.117 L	02-Mar-18 04:41	1		
13C2-PFHxA	92.1	50 - 150		B8B0121	21-Feb-18	0.117 L	02-Mar-18 04:41	1		
13C4-PFHpA	89.3	50 - 150		B8B0121	21-Feb-18	0.117 L	02-Mar-18 04:41	1		
18O2-PFHxS	95.7	50 - 150		B8B0121	21-Feb-18	0.117 L	02-Mar-18 04:41	1		
13C2-PFOA	91.5	50 - 150		B8B0121	21-Feb-18	0.117 L	02-Mar-18 04:41	1		
13C8-PFOS	110	50 - 150		B8B0121	21-Feb-18	0.117 L	02-Mar-18 04:41	1		
13C5-PFNA	74.5	50 - 150		B8B0121	21-Feb-18	0.117 L	02-Mar-18 04:41	1		
13C2-PFDA	80.9	50 - 150		B8B0121	21-Feb-18	0.117 L	02-Mar-18 04:41	1		
d3-MeFOSAA	58.6	50 - 150		B8B0121	21-Feb-18	0.117 L	02-Mar-18 04:41	1		
13C2-PFUnA	77.0	50 - 150		B8B0121	21-Feb-18	0.117 L	02-Mar-18 04:41	1		
d5-EiFOSAA	70.8	50 - 150		B8B0121	21-Feb-18	0.117 L	02-Mar-18 04:41	1		
13C2-PFDoA	70.1	50 - 150		B8B0121	21-Feb-18	0.117 L	02-Mar-18 04:41	1		
13C2-PFTeDA	90.6	50 - 150		B8B0121	21-Feb-18	0.117 L	02-Mar-18 04:41	1		


DL - Detection Limit  
 LOD - Limit of Detection  
 LOQ - Limit of quantitation  
 LCL-UCL - Lower control limit - upper control limit  
 Results reported to the DL.  
 When reported, PFHxS, PFOA and PFOS include both linear and branched isomers.  
 Only the linear isomer is reported for all other analytes.

new 3/20/18



**Legend**

- Non-Core Target Treatment Area (2004)
- - Core Target Treatment Area (2004) (Core)
- ▭ Sampling Area
- ▭ Installation Boundary
- Off-Base Parcels**
- ▭ East
- ▭ North
- ▭ South
- ▭ West



Imagery Source: ©2017 Esri

Figure 4-3  
COCs Detections in Potable Wells Sampled from Parcels Located Off-Base  
Basewide Per- and Polyfluoroalkyl Substances Site Inspection Report  
NAS Oceana, Virginia Beach, Virginia