



**Off-Base Drinking Water Sample Results,  
Level 2 Laboratory Report, Level 4 Laboratory Report,  
Electronic Data Deliverable, Data Validation Report,  
and the Sample Location Figure, SDG 1800329**

*Naval Air Station Oceana  
Virginia Beach, Virginia*

July 2019

March 12, 2018

**Vista Work Order No. 1800329**

Ms. Tiffany Hill  
CH2M Hill  
1100 NE Circle Blvd. Suite 300  
Corvallis, OR 97330

Dear Ms. Hill,

Enclosed are the results for the sample set received at Vista Analytical Laboratory on February 16, 2018. This sample set was analyzed on a rush turn-around time, under your Project Name 'NALF Fentress WE01'.

Vista Analytical Laboratory is committed to serving you effectively. If you require additional information, please contact me at 916-673-1520 or by email at [mmaier@vista-analytical.com](mailto:mmaier@vista-analytical.com).

Thank you for choosing Vista as part of your analytical support team.

Sincerely,

Martha Maier  
Laboratory Director



*Vista Analytical Laboratory certifies that the report herein meets all the requirements set forth by NELAP for those applicable test methods. Results relate only to the samples as received by the laboratory. This report should not be reproduced except in full without the written approval of Vista.*

## **Vista Work Order No. 1800329**

### **Case Narrative**

#### **Sample Condition on Receipt:**

Eighteen aqueous samples were received in good condition and within the method temperature requirements. The samples were received and stored securely in accordance with Vista standard operating procedures and EPA methodology.

#### **Analytical Notes:**

##### **Modified EPA Method 537**

Samples "OF-RW59-INF01-0218", "OF-RW59-INF01P-0218", "OF-RW59-MID01-0218", "OF-RW44-MID01-0218", "OF-RW44-EFF01-0218" and "OF-RW42B-INF01-0218" contained particulate and were centrifuged prior to extraction.

The samples were extracted and analyzed for a selected list of PFAS using Modified EPA Method 537.

##### **Holding Times**

The samples were extracted and analyzed within the method hold times.

##### **Quality Control**

The Initial Calibration and Continuing Calibration Verifications met the method acceptance criteria.

A Method Blank and Ongoing Precision and Recovery (OPR) sample were extracted and analyzed with the preparation batch. No analytes were detected in the Method Blank above 1/2 the LOQ. The recovery of EtFOSAA was >130% in the OPR. This analyte was not detected in the samples. The recoveries of all other analytes were within the method acceptance criteria.

The extracts of samples "OF-RW08-MID01-0218", "OF-RW08-EFF01-0218", "OF-RW63-INF01-0218", "OF-RW63-MID01-0218" and the matrix spike/matrix spike duplicate were re-injected because one or more Injection Internal Standard Analyte response areas were outside of criteria. The results were similar in the second injection. The results from the original injections have been reported.

The labeled standard recoveries outside the acceptance criteria are listed in the table below.

As requested, an MS/MSD was performed on sample "OF-RW08-EFF01-0218". The MS/MSD recoveries were out of the acceptance criteria for PFTeDA.

## QC Anomalies

LabNumber	SampleName	Analysis	Analyte	Flag	%Rec
1800329-07	OF-RW08-MID01-0218	Modified EPA Method 537	13C3-PFBS	H	154
1800329-08	OF-RW08-EFF01-0218	Modified EPA Method 537	13C2-PFDoA	H	49.8
1800329-15	OF-RW44-MID01-0218	Modified EPA Method 537	13C2-PFTeDA	H	49.5
1800329-16	OF-RW44-EFF01-0218	Modified EPA Method 537	d3-MeFOSAA	H	42.8
B8B0131-MS1	B8B0131-MS1	Modified EPA Method 537	13C3-PFBS	H	194

H = Recovery was outside laboratory acceptance criteria.

## TABLE OF CONTENTS

Case Narrative.....	1
Table of Contents.....	4
Sample Inventory.....	5
Analytical Results.....	7
Qualifiers.....	29
Certifications.....	30
Sample Receipt.....	31

# Sample Inventory Report

Vista Sample ID	Client Sample ID	Sampled	Received	Components/Containers
1800329-01	OF-RW59-INF01-0218	14-Feb-18 13:32	16-Feb-18 09:02	HDPE Bottle, 125 mL
1800329-02	OF-RW59-INF01P-0218	14-Feb-18 13:33	16-Feb-18 09:02	HDPE Bottle, 125 mL
1800329-03	OF-RW59-MID01-0218	14-Feb-18 13:35	16-Feb-18 09:02	HDPE Bottle, 125 mL
1800329-04	OF-RW59-EFF01-0218	14-Feb-18 13:36	16-Feb-18 09:02	HDPE Bottle, 125 mL
1800329-05	OF-RW59-FB01-0218	14-Feb-18 13:32	16-Feb-18 09:02	HDPE Bottle, 125 mL
1800329-06	OF-RW08-INF01-0218	15-Feb-18 11:37	16-Feb-18 09:02	HDPE Bottle, 125 mL
1800329-07	OF-RW08-MID01-0218	15-Feb-18 11:38	16-Feb-18 09:02	HDPE Bottle, 125 mL
1800329-08	OF-RW08-EFF01-0218	MS/MSD15-Feb-18 11:39	16-Feb-18 09:02	HDPE Bottle, 125 mL
1800329-09	OF-RW08-FB01-0218	15-Feb-18 11:40	16-Feb-18 09:02	HDPE Bottle, 125 mL
1800329-10	OF-RW63-INF01-0218	15-Feb-18 14:58	16-Feb-18 09:02	HDPE Bottle, 125 mL
1800329-11	OF-RW63-MID-0218	15-Feb-18 14:59	16-Feb-18 09:02	HDPE Bottle, 125 mL
1800329-12	OF-RW63-EFF01-0218	15-Feb-18 15:00	16-Feb-18 09:02	HDPE Bottle, 125 mL
1800329-13	OF-RW63-FB01-0218	15-Feb-18 15:01	16-Feb-18 09:02	HDPE Bottle, 125 mL
1800329-14	OF-RW44-INF01-0218	14-Feb-18 11:28	16-Feb-18 09:02	HDPE Bottle, 125 mL
1800329-15	OF-RW44-MID01-0218	14-Feb-18 11:31	16-Feb-18 09:02	HDPE Bottle, 125 mL
1800329-16	OF-RW44-EFF01-0218	14-Feb-18 11:34	16-Feb-18 09:02	HDPE Bottle, 125 mL
1800329-17	OF-RW44-FB01-0218	14-Feb-18 11:35	16-Feb-18 09:02	HDPE Bottle, 125 mL
1800329-18	OF-RW42B-INF01-0218	14-Feb-18 10:42	16-Feb-18 09:02	HDPE Bottle, 125 mL

Vista Project: 1800329

Client Project: NALF Fentress WE01

# Sample Inventory Report

<b>Vista Sample ID</b>	<b>Client Sample ID</b>	<b>Sampled</b>	<b>Received</b>	<b>Components/Containers</b>
1800329-18	OF-RW42B-INF01-0218	14-Feb-18 10:42	16-Feb-18 09:02	HDPE Bottle, 125 mL

## **ANALYTICAL RESULTS**



**Sample ID: Method Blank** **Modified EPA Method 537**

<b>Client Data</b>				<b>Laboratory Data</b>							
Name:	CH2M Hill	Matrix:	Aqueous	Lab Sample:	B8B0131-BLK1	Column:	BEH C18				
Project:	NALF Fentress WE01										

Analyte	Conc. (ng/L)	DL	LOD	LOQ	Qualifiers	Batch	Extracted	Samp Size	Analyzed	Dilution
PFBS	ND	1.79	5.00	8.00		B8B0131	22-Feb-18	0.125 L	02-Mar-18 05:04	1
PFHxA	ND	2.18	5.00	8.00		B8B0131	22-Feb-18	0.125 L	02-Mar-18 05:04	1
PFHpA	ND	0.591	5.00	8.00		B8B0131	22-Feb-18	0.125 L	02-Mar-18 05:04	1
PFHxS	ND	0.947	5.00	8.00		B8B0131	22-Feb-18	0.125 L	02-Mar-18 05:04	1
PFOA	ND	0.651	5.00	8.00		B8B0131	22-Feb-18	0.125 L	02-Mar-18 05:04	1
PFOS	ND	0.807	5.00	8.00		B8B0131	22-Feb-18	0.125 L	02-Mar-18 05:04	1
PFNA	ND	0.810	5.00	8.00		B8B0131	22-Feb-18	0.125 L	02-Mar-18 05:04	1
PFDA	ND	1.49	5.00	8.00		B8B0131	22-Feb-18	0.125 L	02-Mar-18 05:04	1
MeFOSAA	ND	1.65	5.00	8.00		B8B0131	22-Feb-18	0.125 L	02-Mar-18 05:04	1
PFUnA	ND	1.05	5.00	8.00		B8B0131	22-Feb-18	0.125 L	02-Mar-18 05:04	1
EtFOSAA	ND	1.37	5.00	8.00		B8B0131	22-Feb-18	0.125 L	02-Mar-18 05:04	1
PFDoA	ND	0.792	5.00	8.00		B8B0131	22-Feb-18	0.125 L	02-Mar-18 05:04	1
PFTrDA	ND	0.494	5.00	8.00		B8B0131	22-Feb-18	0.125 L	02-Mar-18 05:04	1
PFTeDA	ND	0.755	5.00	8.00		B8B0131	22-Feb-18	0.125 L	02-Mar-18 05:04	1

Labeled Standards	Type	% Recovery	Limits	Qualifiers	Batch	Extracted	Samp Size	Analyzed	Dilution
13C3-PFBS	IS	93.0	50 - 150		B8B0131	22-Feb-18	0.125 L	02-Mar-18 05:04	1
13C2-PFHxA	IS	95.7	50 - 150		B8B0131	22-Feb-18	0.125 L	02-Mar-18 05:04	1
13C4-PFHpA	IS	101	50 - 150		B8B0131	22-Feb-18	0.125 L	02-Mar-18 05:04	1
18O2-PFHxS	IS	92.5	50 - 150		B8B0131	22-Feb-18	0.125 L	02-Mar-18 05:04	1
13C2-PFOA	IS	91.9	50 - 150		B8B0131	22-Feb-18	0.125 L	02-Mar-18 05:04	1
13C8-PFOS	IS	91.0	50 - 150		B8B0131	22-Feb-18	0.125 L	02-Mar-18 05:04	1
13C5-PFNA	IS	82.4	50 - 150		B8B0131	22-Feb-18	0.125 L	02-Mar-18 05:04	1
13C2-PFDA	IS	71.7	50 - 150		B8B0131	22-Feb-18	0.125 L	02-Mar-18 05:04	1
d3-MeFOSAA	IS	68.7	50 - 150		B8B0131	22-Feb-18	0.125 L	02-Mar-18 05:04	1
13C2-PFUnA	IS	68.5	50 - 150		B8B0131	22-Feb-18	0.125 L	02-Mar-18 05:04	1
d5-EtFOSAA	IS	80.8	50 - 150		B8B0131	22-Feb-18	0.125 L	02-Mar-18 05:04	1
13C2-PFDoA	IS	73.7	50 - 150		B8B0131	22-Feb-18	0.125 L	02-Mar-18 05:04	1
13C2-PFTeDA	IS	71.8	50 - 150		B8B0131	22-Feb-18	0.125 L	02-Mar-18 05:04	1

DL - Detection Limit

LOD - Limit of Detection  
LOQ - Limit of quantitation

LCL-UCL- Lower control limit - upper control limit  
Results reported to the DL.

When reported, PFHxS, PFOA and PFOS include both linear and branched isomers.  
Only the linear isomer is reported for all other analytes.

**Sample ID: OPR**

**Modified EPA Method 537**

Client Data				Laboratory Data			
Name:	CH2M Hill	Matrix:	Aqueous	Lab Sample:	B8B0131-BS1	Column:	BEH C18
Project:	NALF Fentress WE01						

Analyte	Amt Found (ng/L)	Spike Amt	% Rec	Limits	Qualifiers	Batch	Extracted	Samp Size	Analyzed	Dilution
PFBS	82.1	80.0	103	70-130		B8B0131	22-Feb-18	0.125 L	02-Mar-18 04:52	1
PFHxA	79.8	80.0	99.8	70-130		B8B0131	22-Feb-18	0.125 L	02-Mar-18 04:52	1
PFHpA	80.6	80.0	101	70-130		B8B0131	22-Feb-18	0.125 L	02-Mar-18 04:52	1
PFHxS	88.3	80.0	110	70-130		B8B0131	22-Feb-18	0.125 L	02-Mar-18 04:52	1
PFOA	85.0	80.0	106	70-130		B8B0131	22-Feb-18	0.125 L	02-Mar-18 04:52	1
PFOS	78.7	80.0	98.4	70-130		B8B0131	22-Feb-18	0.125 L	02-Mar-18 04:52	1
PFNA	77.1	80.0	96.4	70-130		B8B0131	22-Feb-18	0.125 L	02-Mar-18 04:52	1
PFDA	77.8	80.0	97.3	70-130		B8B0131	22-Feb-18	0.125 L	02-Mar-18 04:52	1
MeFOSAA	80.4	80.0	101	70-130		B8B0131	22-Feb-18	0.125 L	02-Mar-18 04:52	1
PFUnA	76.0	80.0	95.0	70-130		B8B0131	22-Feb-18	0.125 L	02-Mar-18 04:52	1
EtFOSAA	106	80.0	133	70-130	H	B8B0131	22-Feb-18	0.125 L	02-Mar-18 04:52	1
PFDoA	68.6	80.0	85.8	70-130		B8B0131	22-Feb-18	0.125 L	02-Mar-18 04:52	1
PFTTrDA	70.9	80.0	88.7	60-130		B8B0131	22-Feb-18	0.125 L	02-Mar-18 04:52	1
PFTeDA	56.0	80.0	70.0	70-130		B8B0131	22-Feb-18	0.125 L	02-Mar-18 04:52	1

Labeled Standards	Type	% Rec	Limits	Qualifiers	Batch	Extracted	Samp Size	Analyzed	Dilution
13C3-PFBS	IS	89.4	50- 150		B8B0131	22-Feb-18	0.125 L	02-Mar-18 04:52	1
13C2-PFHxA	IS	89.3	50- 150		B8B0131	22-Feb-18	0.125 L	02-Mar-18 04:52	1
13C4-PFHpA	IS	93.1	50- 150		B8B0131	22-Feb-18	0.125 L	02-Mar-18 04:52	1
18O2-PFHxS	IS	87.2	50- 150		B8B0131	22-Feb-18	0.125 L	02-Mar-18 04:52	1
13C2-PFOA	IS	89.6	50- 150		B8B0131	22-Feb-18	0.125 L	02-Mar-18 04:52	1
13C8-PFOS	IS	90.2	50- 150		B8B0131	22-Feb-18	0.125 L	02-Mar-18 04:52	1
13C5-PFNA	IS	81.3	50- 150		B8B0131	22-Feb-18	0.125 L	02-Mar-18 04:52	1
13C2-PFDA	IS	67.8	50- 150		B8B0131	22-Feb-18	0.125 L	02-Mar-18 04:52	1
d3-MeFOSAA	IS	57.9	50- 150		B8B0131	22-Feb-18	0.125 L	02-Mar-18 04:52	1
13C2-PFUnA	IS	60.1	50- 150		B8B0131	22-Feb-18	0.125 L	02-Mar-18 04:52	1
d5-EtFOSAA	IS	52.6	50- 150		B8B0131	22-Feb-18	0.125 L	02-Mar-18 04:52	1
13C2-PFDoA	IS	65.7	50- 150		B8B0131	22-Feb-18	0.125 L	02-Mar-18 04:52	1
13C2-PFTeDA	IS	67.8	50- 150		B8B0131	22-Feb-18	0.125 L	02-Mar-18 04:52	1

**Sample ID: OF-RW59-INF01-0218**

**Modified EPA Method 537**

Client Data				Laboratory Data			
Name:	CH2M Hill	Matrix:	Aqueous	Lab Sample:	1800329-01	Column:	BEH C18
Project:	NALF Fentress WE01	Date Collected:	14-Feb-18 13:32	Date Received:	16-Feb-18 09:02		
Location:	GAC INF						

Analyte	Conc. (ng/L)	DL	LOD	LOQ	Qualifiers	Batch	Extracted	Samp Size	Analyzed	Dilution
PFBS	9.84	1.95	5.43	8.72		B8B0131	22-Feb-18	0.115 L	02-Mar-18 05:38	1
PFHxA	25.6	2.38	5.43	8.72		B8B0131	22-Feb-18	0.115 L	02-Mar-18 05:38	1
PFHpA	4.66	0.645	5.43	8.72	J	B8B0131	22-Feb-18	0.115 L	02-Mar-18 05:38	1
PFHxS	272	1.03	5.43	8.72		B8B0131	22-Feb-18	0.115 L	02-Mar-18 05:38	1
PFOA	59.9	0.710	5.43	8.72		B8B0131	22-Feb-18	0.115 L	02-Mar-18 05:38	1
PFOS	432	0.880	5.43	8.72		B8B0131	22-Feb-18	0.115 L	02-Mar-18 05:38	1
PFNA	ND	0.883	5.43	8.72		B8B0131	22-Feb-18	0.115 L	02-Mar-18 05:38	1
PFDA	ND	1.62	5.43	8.72		B8B0131	22-Feb-18	0.115 L	02-Mar-18 05:38	1
MeFOSAA	ND	1.80	5.43	8.72		B8B0131	22-Feb-18	0.115 L	02-Mar-18 05:38	1
PFOA	ND	1.15	5.43	8.72		B8B0131	22-Feb-18	0.115 L	02-Mar-18 05:38	1
EtFOSAA	ND	1.49	5.43	8.72		B8B0131	22-Feb-18	0.115 L	02-Mar-18 05:38	1
PFDaA	ND	0.864	5.43	8.72		B8B0131	22-Feb-18	0.115 L	02-Mar-18 05:38	1
PFTDA	ND	0.539	5.43	8.72		B8B0131	22-Feb-18	0.115 L	02-Mar-18 05:38	1
PFTeDA	ND	0.823	5.43	8.72		B8B0131	22-Feb-18	0.115 L	02-Mar-18 05:38	1

Labeled Standards	Type	% Recovery	Limits	Qualifiers	Batch	Extracted	Samp Size	Analyzed	Dilution
13C3-PFBS	IS	104	50 - 150		B8B0131	22-Feb-18	0.115 L	02-Mar-18 05:38	1
13C2-PFHxA	IS	89.8	50 - 150		B8B0131	22-Feb-18	0.115 L	02-Mar-18 05:38	1
13C4-PFHpA	IS	92.2	50 - 150		B8B0131	22-Feb-18	0.115 L	02-Mar-18 05:38	1
18O2-PFHxS	IS	92.3	50 - 150		B8B0131	22-Feb-18	0.115 L	02-Mar-18 05:38	1
13C2-PFOA	IS	91.5	50 - 150		B8B0131	22-Feb-18	0.115 L	02-Mar-18 05:38	1
13C8-PFOS	IS	85.8	50 - 150		B8B0131	22-Feb-18	0.115 L	02-Mar-18 05:38	1
13C5-PFNA	IS	83.2	50 - 150		B8B0131	22-Feb-18	0.115 L	02-Mar-18 05:38	1
13C2-PFDA	IS	72.5	50 - 150		B8B0131	22-Feb-18	0.115 L	02-Mar-18 05:38	1
d3-MeFOSAA	IS	65.9	50 - 150		B8B0131	22-Feb-18	0.115 L	02-Mar-18 05:38	1
13C2-PFOA	IS	81.2	50 - 150		B8B0131	22-Feb-18	0.115 L	02-Mar-18 05:38	1
d5-EtFOSAA	IS	76.4	50 - 150		B8B0131	22-Feb-18	0.115 L	02-Mar-18 05:38	1
13C2-PFDaA	IS	75.0	50 - 150		B8B0131	22-Feb-18	0.115 L	02-Mar-18 05:38	1
13C2-PFTeDA	IS	92.5	50 - 150		B8B0131	22-Feb-18	0.115 L	02-Mar-18 05:38	1

DL - Detection Limit

LOD - Limit of Detection  
LOQ - Limit of quantitation

LCL-UCL- Lower control limit - upper control limit  
Results reported to the DL.

When reported, PFHxS, PFOA and PFOS include both linear and branched isomers.  
Only the linear isomer is reported for all other analytes.

**Sample ID: OF-RW59-INF01P-0218**

**Modified EPA Method 537**

Client Data				Laboratory Data			
Name:	CH2M Hill	Matrix:	Aqueous	Lab Sample:	1800329-02	Column:	BEH C18
Project:	NALF Fentress WE01	Date Collected:	14-Feb-18 13:33	Date Received:	16-Feb-18 09:02		
Location:	GAC INF						

Analyte	Conc. (ng/L)	DL	LOD	LOQ	Qualifiers	Batch	Extracted	Samp Size	Analyzed	Dilution
PFBS	10.1	1.90	5.30	8.48		B8B0131	22-Feb-18	0.118 L	02-Mar-18 05:50	1
PFHxA	25.6	2.31	5.30	8.48		B8B0131	22-Feb-18	0.118 L	02-Mar-18 05:50	1
PFHpA	4.20	0.627	5.30	8.48	J	B8B0131	22-Feb-18	0.118 L	02-Mar-18 05:50	1
PFHxS	252	1.00	5.30	8.48		B8B0131	22-Feb-18	0.118 L	02-Mar-18 05:50	1
PFOA	72.0	0.690	5.30	8.48		B8B0131	22-Feb-18	0.118 L	02-Mar-18 05:50	1
PFOS	438	0.856	5.30	8.48		B8B0131	22-Feb-18	0.118 L	02-Mar-18 05:50	1
PFNA	ND	0.859	5.30	8.48		B8B0131	22-Feb-18	0.118 L	02-Mar-18 05:50	1
PFDA	ND	1.58	5.30	8.48		B8B0131	22-Feb-18	0.118 L	02-Mar-18 05:50	1
MeFOSAA	ND	1.75	5.30	8.48		B8B0131	22-Feb-18	0.118 L	02-Mar-18 05:50	1
PFOxA	ND	1.11	5.30	8.48		B8B0131	22-Feb-18	0.118 L	02-Mar-18 05:50	1
EtFOSAA	ND	1.45	5.30	8.48		B8B0131	22-Feb-18	0.118 L	02-Mar-18 05:50	1
PFDxA	ND	0.840	5.30	8.48		B8B0131	22-Feb-18	0.118 L	02-Mar-18 05:50	1
PFTDA	ND	0.524	5.30	8.48		B8B0131	22-Feb-18	0.118 L	02-Mar-18 05:50	1
PFTeDA	ND	0.801	5.30	8.48		B8B0131	22-Feb-18	0.118 L	02-Mar-18 05:50	1

Labeled Standards	Type	% Recovery	Limits	Qualifiers	Batch	Extracted	Samp Size	Analyzed	Dilution
13C3-PFBS	IS	95.2	50 - 150		B8B0131	22-Feb-18	0.118 L	02-Mar-18 05:50	1
13C2-PFHxA	IS	93.8	50 - 150		B8B0131	22-Feb-18	0.118 L	02-Mar-18 05:50	1
13C4-PFHpA	IS	95.5	50 - 150		B8B0131	22-Feb-18	0.118 L	02-Mar-18 05:50	1
18O2-PFHxS	IS	99.5	50 - 150		B8B0131	22-Feb-18	0.118 L	02-Mar-18 05:50	1
13C2-PFOA	IS	86.0	50 - 150		B8B0131	22-Feb-18	0.118 L	02-Mar-18 05:50	1
13C8-PFOS	IS	72.8	50 - 150		B8B0131	22-Feb-18	0.118 L	02-Mar-18 05:50	1
13C5-PFNA	IS	80.3	50 - 150		B8B0131	22-Feb-18	0.118 L	02-Mar-18 05:50	1
13C2-PFDA	IS	91.3	50 - 150		B8B0131	22-Feb-18	0.118 L	02-Mar-18 05:50	1
d3-MeFOSAA	IS	65.7	50 - 150		B8B0131	22-Feb-18	0.118 L	02-Mar-18 05:50	1
13C2-PFOxA	IS	83.8	50 - 150		B8B0131	22-Feb-18	0.118 L	02-Mar-18 05:50	1
d5-EtFOSAA	IS	82.6	50 - 150		B8B0131	22-Feb-18	0.118 L	02-Mar-18 05:50	1
13C2-PFDxA	IS	69.7	50 - 150		B8B0131	22-Feb-18	0.118 L	02-Mar-18 05:50	1
13C2-PFTeDA	IS	99.1	50 - 150		B8B0131	22-Feb-18	0.118 L	02-Mar-18 05:50	1

DL - Detection Limit

LOD - Limit of Detection  
LOQ - Limit of quantitation

LCL-UCL- Lower control limit - upper control limit  
Results reported to the DL.

When reported, PFHxS, PFOA and PFOS include both linear and branched isomers.  
Only the linear isomer is reported for all other analytes.

**Sample ID: OF-RW59-MID01-0218**

**Modified EPA Method 537**

Client Data				Laboratory Data			
Name:	CH2M Hill	Matrix:	Aqueous	Lab Sample:	1800329-03	Column:	BEH C18
Project:	NALF Fentress WE01	Date Collected:	14-Feb-18 13:35	Date Received:	16-Feb-18 09:02		
Location:	GAC MID						

Analyte	Conc. (ng/L)	DL	LOD	LOQ	Qualifiers	Batch	Extracted	Samp Size	Analyzed	Dilution
PFBS	5.60	1.87	5.21	8.34	J	B8B0131	22-Feb-18	0.120 L	02-Mar-18 06:01	1
PFHxA	17.8	2.27	5.21	8.34		B8B0131	22-Feb-18	0.120 L	02-Mar-18 06:01	1
PFHpA	2.84	0.616	5.21	8.34	J	B8B0131	22-Feb-18	0.120 L	02-Mar-18 06:01	1
PFHxS	167	0.988	5.21	8.34		B8B0131	22-Feb-18	0.120 L	02-Mar-18 06:01	1
PFOA	40.9	0.679	5.21	8.34		B8B0131	22-Feb-18	0.120 L	02-Mar-18 06:01	1
PFOS	220	0.842	5.21	8.34		B8B0131	22-Feb-18	0.120 L	02-Mar-18 06:01	1
PFNA	ND	0.845	5.21	8.34		B8B0131	22-Feb-18	0.120 L	02-Mar-18 06:01	1
PFDA	ND	1.55	5.21	8.34		B8B0131	22-Feb-18	0.120 L	02-Mar-18 06:01	1
MeFOSAA	ND	1.72	5.21	8.34		B8B0131	22-Feb-18	0.120 L	02-Mar-18 06:01	1
PFUnA	ND	1.10	5.21	8.34		B8B0131	22-Feb-18	0.120 L	02-Mar-18 06:01	1
EtFOSAA	ND	1.43	5.21	8.34		B8B0131	22-Feb-18	0.120 L	02-Mar-18 06:01	1
PFDoA	ND	0.826	5.21	8.34		B8B0131	22-Feb-18	0.120 L	02-Mar-18 06:01	1
PFTrDA	ND	0.515	5.21	8.34		B8B0131	22-Feb-18	0.120 L	02-Mar-18 06:01	1
PFTeDA	ND	0.788	5.21	8.34		B8B0131	22-Feb-18	0.120 L	02-Mar-18 06:01	1

Labeled Standards	Type	% Recovery	Limits	Qualifiers	Batch	Extracted	Samp Size	Analyzed	Dilution
13C3-PFBS	IS	102	50 - 150		B8B0131	22-Feb-18	0.120 L	02-Mar-18 06:01	1
13C2-PFHxA	IS	82.8	50 - 150		B8B0131	22-Feb-18	0.120 L	02-Mar-18 06:01	1
13C4-PFHpA	IS	87.8	50 - 150		B8B0131	22-Feb-18	0.120 L	02-Mar-18 06:01	1
18O2-PFHxS	IS	101	50 - 150		B8B0131	22-Feb-18	0.120 L	02-Mar-18 06:01	1
13C2-PFOA	IS	94.5	50 - 150		B8B0131	22-Feb-18	0.120 L	02-Mar-18 06:01	1
13C8-PFOS	IS	83.0	50 - 150		B8B0131	22-Feb-18	0.120 L	02-Mar-18 06:01	1
13C5-PFNA	IS	89.3	50 - 150		B8B0131	22-Feb-18	0.120 L	02-Mar-18 06:01	1
13C2-PFDA	IS	98.7	50 - 150		B8B0131	22-Feb-18	0.120 L	02-Mar-18 06:01	1
d3-MeFOSAA	IS	62.7	50 - 150		B8B0131	22-Feb-18	0.120 L	02-Mar-18 06:01	1
13C2-PFUnA	IS	71.7	50 - 150		B8B0131	22-Feb-18	0.120 L	02-Mar-18 06:01	1
d5-EtFOSAA	IS	68.6	50 - 150		B8B0131	22-Feb-18	0.120 L	02-Mar-18 06:01	1
13C2-PFDoA	IS	80.3	50 - 150		B8B0131	22-Feb-18	0.120 L	02-Mar-18 06:01	1
13C2-PFTeDA	IS	91.6	50 - 150		B8B0131	22-Feb-18	0.120 L	02-Mar-18 06:01	1

DL - Detection Limit

LOD - Limit of Detection  
LOQ - Limit of quantitation

LCL-UCL- Lower control limit - upper control limit  
Results reported to the DL.

When reported, PFHxS, PFOA and PFOS include both linear and branched isomers.  
Only the linear isomer is reported for all other analytes.

**Sample ID: OF-RW59-EFF01-0218**

**Modified EPA Method 537**

Client Data				Laboratory Data			
Name:	CH2M Hill	Matrix:	Aqueous	Lab Sample:	1800329-04	Column:	BEH C18
Project:	NALF Fentress WE01	Date Collected:	14-Feb-18 13:36	Date Received:	16-Feb-18 09:02		
Location:	GAC EFF						

Analyte	Conc. (ng/L)	DL	LOD	LOQ	Qualifiers	Batch	Extracted	Samp Size	Analyzed	Dilution
PFBS	ND	1.84	5.12	8.22		B8B0131	22-Feb-18	0.122 L	02-Mar-18 06:13	1
PFHxA	3.09	2.24	5.12	8.22	J	B8B0131	22-Feb-18	0.122 L	02-Mar-18 06:13	1
PFHpA	0.892	0.608	5.12	8.22	J	B8B0131	22-Feb-18	0.122 L	02-Mar-18 06:13	1
PFHxS	29.5	0.973	5.12	8.22		B8B0131	22-Feb-18	0.122 L	02-Mar-18 06:13	1
PFOA	7.01	0.669	5.12	8.22	J	B8B0131	22-Feb-18	0.122 L	02-Mar-18 06:13	1
PFOS	59.2	0.830	5.12	8.22		B8B0131	22-Feb-18	0.122 L	02-Mar-18 06:13	1
PFNA	ND	0.833	5.12	8.22		B8B0131	22-Feb-18	0.122 L	02-Mar-18 06:13	1
PFDA	ND	1.53	5.12	8.22		B8B0131	22-Feb-18	0.122 L	02-Mar-18 06:13	1
MeFOSAA	ND	1.70	5.12	8.22		B8B0131	22-Feb-18	0.122 L	02-Mar-18 06:13	1
PFUnA	ND	1.08	5.12	8.22		B8B0131	22-Feb-18	0.122 L	02-Mar-18 06:13	1
EtFOSAA	ND	1.41	5.12	8.22		B8B0131	22-Feb-18	0.122 L	02-Mar-18 06:13	1
PFDoA	ND	0.814	5.12	8.22		B8B0131	22-Feb-18	0.122 L	02-Mar-18 06:13	1
PFTrDA	ND	0.508	5.12	8.22		B8B0131	22-Feb-18	0.122 L	02-Mar-18 06:13	1
PFTeDA	ND	0.776	5.12	8.22		B8B0131	22-Feb-18	0.122 L	02-Mar-18 06:13	1

Labeled Standards	Type	% Recovery	Limits	Qualifiers	Batch	Extracted	Samp Size	Analyzed	Dilution
13C3-PFBS	IS	97.5	50 - 150		B8B0131	22-Feb-18	0.122 L	02-Mar-18 06:13	1
13C2-PFHxA	IS	91.6	50 - 150		B8B0131	22-Feb-18	0.122 L	02-Mar-18 06:13	1
13C4-PFHpA	IS	88.3	50 - 150		B8B0131	22-Feb-18	0.122 L	02-Mar-18 06:13	1
18O2-PFHxS	IS	79.1	50 - 150		B8B0131	22-Feb-18	0.122 L	02-Mar-18 06:13	1
13C2-PFOA	IS	92.7	50 - 150		B8B0131	22-Feb-18	0.122 L	02-Mar-18 06:13	1
13C8-PFOS	IS	91.5	50 - 150		B8B0131	22-Feb-18	0.122 L	02-Mar-18 06:13	1
13C5-PFNA	IS	65.5	50 - 150		B8B0131	22-Feb-18	0.122 L	02-Mar-18 06:13	1
13C2-PFDA	IS	72.5	50 - 150		B8B0131	22-Feb-18	0.122 L	02-Mar-18 06:13	1
d3-MeFOSAA	IS	64.3	50 - 150		B8B0131	22-Feb-18	0.122 L	02-Mar-18 06:13	1
13C2-PFUnA	IS	80.4	50 - 150		B8B0131	22-Feb-18	0.122 L	02-Mar-18 06:13	1
d5-EtFOSAA	IS	73.5	50 - 150		B8B0131	22-Feb-18	0.122 L	02-Mar-18 06:13	1
13C2-PFDoA	IS	70.6	50 - 150		B8B0131	22-Feb-18	0.122 L	02-Mar-18 06:13	1
13C2-PFTeDA	IS	77.3	50 - 150		B8B0131	22-Feb-18	0.122 L	02-Mar-18 06:13	1

DL - Detection Limit

LOD - Limit of Detection  
LOQ - Limit of quantitation

LCL-UCL- Lower control limit - upper control limit  
Results reported to the DL.

When reported, PFHxS, PFOA and PFOS include both linear and branched isomers.  
Only the linear isomer is reported for all other analytes.

**Sample ID: OF-RW59-FB01-0218**

**Modified EPA Method 537**

Client Data				Laboratory Data			
Name:	CH2M Hill	Matrix:	Aqueous	Lab Sample:	1800329-05	Column:	BEH C18
Project:	NALF Fentress WE01	Date Collected:	14-Feb-18 13:32	Date Received:	16-Feb-18 09:02		
Location:	FB						

Analyte	Conc. (ng/L)	DL	LOD	LOQ	Qualifiers	Batch	Extracted	Samp Size	Analyzed	Dilution
PFBS	ND	1.98	5.53	8.84		B8B0131	22-Feb-18	0.113 L	02-Mar-18 06:24	1
PFHxA	ND	2.41	5.53	8.84		B8B0131	22-Feb-18	0.113 L	02-Mar-18 06:24	1
PFHpA	ND	0.653	5.53	8.84		B8B0131	22-Feb-18	0.113 L	02-Mar-18 06:24	1
PFHxS	ND	1.05	5.53	8.84		B8B0131	22-Feb-18	0.113 L	02-Mar-18 06:24	1
PFOA	ND	0.719	5.53	8.84		B8B0131	22-Feb-18	0.113 L	02-Mar-18 06:24	1
PFOS	ND	0.892	5.53	8.84		B8B0131	22-Feb-18	0.113 L	02-Mar-18 06:24	1
PFNA	ND	0.895	5.53	8.84		B8B0131	22-Feb-18	0.113 L	02-Mar-18 06:24	1
PFDA	ND	1.65	5.53	8.84		B8B0131	22-Feb-18	0.113 L	02-Mar-18 06:24	1
MeFOSAA	ND	1.82	5.53	8.84		B8B0131	22-Feb-18	0.113 L	02-Mar-18 06:24	1
PFUnA	ND	1.16	5.53	8.84		B8B0131	22-Feb-18	0.113 L	02-Mar-18 06:24	1
EtFOSAA	ND	1.51	5.53	8.84		B8B0131	22-Feb-18	0.113 L	02-Mar-18 06:24	1
PFDoA	ND	0.875	5.53	8.84		B8B0131	22-Feb-18	0.113 L	02-Mar-18 06:24	1
PFTrDA	ND	0.546	5.53	8.84		B8B0131	22-Feb-18	0.113 L	02-Mar-18 06:24	1
PFTeDA	ND	0.834	5.53	8.84		B8B0131	22-Feb-18	0.113 L	02-Mar-18 06:24	1

Labeled Standards	Type	% Recovery	Limits	Qualifiers	Batch	Extracted	Samp Size	Analyzed	Dilution
13C3-PFBS	IS	102	50 - 150		B8B0131	22-Feb-18	0.113 L	02-Mar-18 06:24	1
13C2-PFHxA	IS	103	50 - 150		B8B0131	22-Feb-18	0.113 L	02-Mar-18 06:24	1
13C4-PFHpA	IS	113	50 - 150		B8B0131	22-Feb-18	0.113 L	02-Mar-18 06:24	1
18O2-PFHxS	IS	107	50 - 150		B8B0131	22-Feb-18	0.113 L	02-Mar-18 06:24	1
13C2-PFOA	IS	90.6	50 - 150		B8B0131	22-Feb-18	0.113 L	02-Mar-18 06:24	1
13C8-PFOS	IS	88.3	50 - 150		B8B0131	22-Feb-18	0.113 L	02-Mar-18 06:24	1
13C5-PFNA	IS	90.2	50 - 150		B8B0131	22-Feb-18	0.113 L	02-Mar-18 06:24	1
13C2-PFDA	IS	90.2	50 - 150		B8B0131	22-Feb-18	0.113 L	02-Mar-18 06:24	1
d3-MeFOSAA	IS	63.8	50 - 150		B8B0131	22-Feb-18	0.113 L	02-Mar-18 06:24	1
13C2-PFUnA	IS	76.7	50 - 150		B8B0131	22-Feb-18	0.113 L	02-Mar-18 06:24	1
d5-EtFOSAA	IS	77.1	50 - 150		B8B0131	22-Feb-18	0.113 L	02-Mar-18 06:24	1
13C2-PFDoA	IS	75.8	50 - 150		B8B0131	22-Feb-18	0.113 L	02-Mar-18 06:24	1
13C2-PFTeDA	IS	96.7	50 - 150		B8B0131	22-Feb-18	0.113 L	02-Mar-18 06:24	1

DL - Detection Limit

LOD - Limit of Detection  
LOQ - Limit of quantitation

LCL-UCL- Lower control limit - upper control limit  
Results reported to the DL.

When reported, PFHxS, PFOA and PFOS include both linear and branched isomers.  
Only the linear isomer is reported for all other analytes.

**Sample ID: OF-RW08-INF01-0218**

**Modified EPA Method 537**

Client Data				Laboratory Data			
Name:	CH2M Hill	Matrix:	Aqueous	Lab Sample:	1800329-06	Column:	BEH C18
Project:	NALF Fentress WE01	Date Collected:	15-Feb-18 11:37	Date Received:	16-Feb-18 09:02		
Location:	GAC INF						

Analyte	Conc. (ng/L)	DL	LOD	LOQ	Qualifiers	Batch	Extracted	Samp Size	Analyzed	Dilution
PFBS	5.37	1.84	5.12	8.21	J	B8B0131	22-Feb-18	0.122 L	02-Mar-18 06:35	1
PFHxA	6.95	2.24	5.12	8.21	J	B8B0131	22-Feb-18	0.122 L	02-Mar-18 06:35	1
PFHpA	2.36	0.607	5.12	8.21	J	B8B0131	22-Feb-18	0.122 L	02-Mar-18 06:35	1
PFHxS	44.8	0.972	5.12	8.21		B8B0131	22-Feb-18	0.122 L	02-Mar-18 06:35	1
PFOA	13.4	0.668	5.12	8.21		B8B0131	22-Feb-18	0.122 L	02-Mar-18 06:35	1
PFOS	149	0.828	5.12	8.21		B8B0131	22-Feb-18	0.122 L	02-Mar-18 06:35	1
PFNA	ND	0.831	5.12	8.21		B8B0131	22-Feb-18	0.122 L	02-Mar-18 06:35	1
PFDA	ND	1.53	5.12	8.21		B8B0131	22-Feb-18	0.122 L	02-Mar-18 06:35	1
MeFOSAA	ND	1.69	5.12	8.21		B8B0131	22-Feb-18	0.122 L	02-Mar-18 06:35	1
PFUnA	ND	1.08	5.12	8.21		B8B0131	22-Feb-18	0.122 L	02-Mar-18 06:35	1
EtFOSAA	ND	1.41	5.12	8.21		B8B0131	22-Feb-18	0.122 L	02-Mar-18 06:35	1
PFDoA	ND	0.813	5.12	8.21		B8B0131	22-Feb-18	0.122 L	02-Mar-18 06:35	1
PFTrDA	ND	0.507	5.12	8.21		B8B0131	22-Feb-18	0.122 L	02-Mar-18 06:35	1
PFTeDA	ND	0.775	5.12	8.21		B8B0131	22-Feb-18	0.122 L	02-Mar-18 06:35	1

Labeled Standards	Type	% Recovery	Limits	Qualifiers	Batch	Extracted	Samp Size	Analyzed	Dilution
13C3-PFBS	IS	103	50 - 150		B8B0131	22-Feb-18	0.122 L	02-Mar-18 06:35	1
13C2-PFHxA	IS	89.5	50 - 150		B8B0131	22-Feb-18	0.122 L	02-Mar-18 06:35	1
13C4-PFHpA	IS	94.6	50 - 150		B8B0131	22-Feb-18	0.122 L	02-Mar-18 06:35	1
18O2-PFHxS	IS	105	50 - 150		B8B0131	22-Feb-18	0.122 L	02-Mar-18 06:35	1
13C2-PFOA	IS	79.4	50 - 150		B8B0131	22-Feb-18	0.122 L	02-Mar-18 06:35	1
13C8-PFOS	IS	99.8	50 - 150		B8B0131	22-Feb-18	0.122 L	02-Mar-18 06:35	1
13C5-PFNA	IS	85.4	50 - 150		B8B0131	22-Feb-18	0.122 L	02-Mar-18 06:35	1
13C2-PFDA	IS	68.4	50 - 150		B8B0131	22-Feb-18	0.122 L	02-Mar-18 06:35	1
d3-MeFOSAA	IS	55.9	50 - 150		B8B0131	22-Feb-18	0.122 L	02-Mar-18 06:35	1
13C2-PFUnA	IS	73.1	50 - 150		B8B0131	22-Feb-18	0.122 L	02-Mar-18 06:35	1
d5-EtFOSAA	IS	65.0	50 - 150		B8B0131	22-Feb-18	0.122 L	02-Mar-18 06:35	1
13C2-PFDoA	IS	71.2	50 - 150		B8B0131	22-Feb-18	0.122 L	02-Mar-18 06:35	1
13C2-PFTeDA	IS	63.7	50 - 150		B8B0131	22-Feb-18	0.122 L	02-Mar-18 06:35	1

DL - Detection Limit

LOD - Limit of Detection  
LOQ - Limit of quantitation

LCL-UCL- Lower control limit - upper control limit  
Results reported to the DL.

When reported, PFHxS, PFOA and PFOS include both linear and branched isomers.  
Only the linear isomer is reported for all other analytes.



**Sample ID: OF-RW08-MID01-0218**

**Modified EPA Method 537**

Client Data				Laboratory Data			
Name:	CH2M Hill	Matrix:	Aqueous	Lab Sample:	1800329-07	Column:	BEH C18
Project:	NALF Fentress WE01	Date Collected:	15-Feb-18 11:38	Date Received:	16-Feb-18 09:02		
Location:	GAC MID						

Analyte	Conc. (ng/L)	DL	LOD	LOQ	Qualifiers	Batch	Extracted	Samp Size	Analyzed	Dilution
PFBS	ND	2.05	5.73	9.18		B8B0131	22-Feb-18	0.109 L	02-Mar-18 06:47	1
PFHxA	ND	2.50	5.73	9.18		B8B0131	22-Feb-18	0.109 L	02-Mar-18 06:47	1
PFHpA	ND	0.678	5.73	9.18		B8B0131	22-Feb-18	0.109 L	02-Mar-18 06:47	1
PFHxS	ND	1.09	5.73	9.18		B8B0131	22-Feb-18	0.109 L	02-Mar-18 06:47	1
PFOA	ND	0.747	5.73	9.18		B8B0131	22-Feb-18	0.109 L	02-Mar-18 06:47	1
PFOS	ND	0.926	5.73	9.18		B8B0131	22-Feb-18	0.109 L	02-Mar-18 06:47	1
PFNA	ND	0.930	5.73	9.18		B8B0131	22-Feb-18	0.109 L	02-Mar-18 06:47	1
PFDA	ND	1.71	5.73	9.18		B8B0131	22-Feb-18	0.109 L	02-Mar-18 06:47	1
MeFOSAA	ND	1.89	5.73	9.18		B8B0131	22-Feb-18	0.109 L	02-Mar-18 06:47	1
PFUnA	ND	1.21	5.73	9.18		B8B0131	22-Feb-18	0.109 L	02-Mar-18 06:47	1
EtFOSAA	ND	1.57	5.73	9.18		B8B0131	22-Feb-18	0.109 L	02-Mar-18 06:47	1
PFDoA	ND	0.909	5.73	9.18		B8B0131	22-Feb-18	0.109 L	02-Mar-18 06:47	1
PFTrDA	ND	0.567	5.73	9.18		B8B0131	22-Feb-18	0.109 L	02-Mar-18 06:47	1
PFTeDA	ND	0.866	5.73	9.18		B8B0131	22-Feb-18	0.109 L	02-Mar-18 06:47	1

Labeled Standards	Type	% Recovery	Limits	Qualifiers	Batch	Extracted	Samp Size	Analyzed	Dilution
13C3-PFBS	IS	154	50 - 150	H	B8B0131	22-Feb-18	0.109 L	02-Mar-18 06:47	1
13C2-PFHxA	IS	90.6	50 - 150		B8B0131	22-Feb-18	0.109 L	02-Mar-18 06:47	1
13C4-PFHpA	IS	89.0	50 - 150		B8B0131	22-Feb-18	0.109 L	02-Mar-18 06:47	1
18O2-PFHxS	IS	107	50 - 150		B8B0131	22-Feb-18	0.109 L	02-Mar-18 06:47	1
13C2-PFOA	IS	95.4	50 - 150		B8B0131	22-Feb-18	0.109 L	02-Mar-18 06:47	1
13C8-PFOS	IS	80.6	50 - 150		B8B0131	22-Feb-18	0.109 L	02-Mar-18 06:47	1
13C5-PFNA	IS	82.3	50 - 150		B8B0131	22-Feb-18	0.109 L	02-Mar-18 06:47	1
13C2-PFDA	IS	74.6	50 - 150		B8B0131	22-Feb-18	0.109 L	02-Mar-18 06:47	1
d3-MeFOSAA	IS	86.7	50 - 150		B8B0131	22-Feb-18	0.109 L	02-Mar-18 06:47	1
13C2-PFUnA	IS	66.6	50 - 150		B8B0131	22-Feb-18	0.109 L	02-Mar-18 06:47	1
d5-EtFOSAA	IS	94.5	50 - 150		B8B0131	22-Feb-18	0.109 L	02-Mar-18 06:47	1
13C2-PFDoA	IS	67.1	50 - 150		B8B0131	22-Feb-18	0.109 L	02-Mar-18 06:47	1
13C2-PFTeDA	IS	79.3	50 - 150		B8B0131	22-Feb-18	0.109 L	02-Mar-18 06:47	1

DL - Detection Limit

LOD - Limit of Detection  
LOQ - Limit of quantitation

LCL-UCL- Lower control limit - upper control limit  
Results reported to the DL.

When reported, PFHxS, PFOA and PFOS include both linear and branched isomers.  
Only the linear isomer is reported for all other analytes.

**Sample ID: OF-RW08-EFF01-0218**

**Modified EPA Method 537**

Client Data				Laboratory Data			
Name:	CH2M Hill	Matrix:	Aqueous	Lab Sample:	1800329-08	Column:	BEH C18
Project:	NALF Fentress WE01	Date Collected:	15-Feb-18 11:39	Date Received:	16-Feb-18 09:02		
Location:	GAC EFF						

Analyte	Conc. (ng/L)	DL	LOD	LOQ	Qualifiers	Batch	Extracted	Samp Size	Analyzed	Dilution
PFBS	ND	1.82	5.08	8.16		B8B0131	22-Feb-18	0.123 L	02-Mar-18 07:33	1
PFHxA	ND	2.22	5.08	8.16		B8B0131	22-Feb-18	0.123 L	02-Mar-18 07:33	1
PFHpA	ND	0.602	5.08	8.16		B8B0131	22-Feb-18	0.123 L	02-Mar-18 07:33	1
PFHxS	ND	0.965	5.08	8.16		B8B0131	22-Feb-18	0.123 L	02-Mar-18 07:33	1
PFOA	ND	0.664	5.08	8.16		B8B0131	22-Feb-18	0.123 L	02-Mar-18 07:33	1
PFOS	ND	0.823	5.08	8.16		B8B0131	22-Feb-18	0.123 L	02-Mar-18 07:33	1
PFNA	ND	0.826	5.08	8.16		B8B0131	22-Feb-18	0.123 L	02-Mar-18 07:33	1
PFDA	ND	1.52	5.08	8.16		B8B0131	22-Feb-18	0.123 L	02-Mar-18 07:33	1
MeFOSAA	ND	1.68	5.08	8.16		B8B0131	22-Feb-18	0.123 L	02-Mar-18 07:33	1
PFUnA	ND	1.07	5.08	8.16		B8B0131	22-Feb-18	0.123 L	02-Mar-18 07:33	1
EtFOSAA	ND	1.40	5.08	8.16		B8B0131	22-Feb-18	0.123 L	02-Mar-18 07:33	1
PFDoA	ND	0.807	5.08	8.16		B8B0131	22-Feb-18	0.123 L	02-Mar-18 07:33	1
PFTrDA	ND	0.504	5.08	8.16		B8B0131	22-Feb-18	0.123 L	02-Mar-18 07:33	1
PFTeDA	ND	0.770	5.08	8.16		B8B0131	22-Feb-18	0.123 L	02-Mar-18 07:33	1

Labeled Standards	Type	% Recovery	Limits	Qualifiers	Batch	Extracted	Samp Size	Analyzed	Dilution
13C3-PFBS	IS	135	50 - 150		B8B0131	22-Feb-18	0.123 L	02-Mar-18 07:33	1
13C2-PFHxA	IS	81.1	50 - 150		B8B0131	22-Feb-18	0.123 L	02-Mar-18 07:33	1
13C4-PFHpA	IS	87.3	50 - 150		B8B0131	22-Feb-18	0.123 L	02-Mar-18 07:33	1
18O2-PFHxS	IS	104	50 - 150		B8B0131	22-Feb-18	0.123 L	02-Mar-18 07:33	1
13C2-PFOA	IS	108	50 - 150		B8B0131	22-Feb-18	0.123 L	02-Mar-18 07:33	1
13C8-PFOS	IS	88.2	50 - 150		B8B0131	22-Feb-18	0.123 L	02-Mar-18 07:33	1
13C5-PFNA	IS	76.1	50 - 150		B8B0131	22-Feb-18	0.123 L	02-Mar-18 07:33	1
13C2-PFDA	IS	82.5	50 - 150		B8B0131	22-Feb-18	0.123 L	02-Mar-18 07:33	1
d3-MeFOSAA	IS	61.0	50 - 150		B8B0131	22-Feb-18	0.123 L	02-Mar-18 07:33	1
13C2-PFUnA	IS	70.2	50 - 150		B8B0131	22-Feb-18	0.123 L	02-Mar-18 07:33	1
d5-EtFOSAA	IS	67.8	50 - 150		B8B0131	22-Feb-18	0.123 L	02-Mar-18 07:33	1
13C2-PFDoA	IS	49.8	50 - 150	H	B8B0131	22-Feb-18	0.123 L	02-Mar-18 07:33	1
13C2-PFTeDA	IS	65.0	50 - 150		B8B0131	22-Feb-18	0.123 L	02-Mar-18 07:33	1

DL - Detection Limit

LOD - Limit of Detection  
LOQ - Limit of quantitation

LCL-UCL- Lower control limit - upper control limit  
Results reported to the DL.

When reported, PFHxS, PFOA and PFOS include both linear and branched isomers.  
Only the linear isomer is reported for all other analytes.

**Matrix Spike Results**

**Modified EPA Method 537**

Source Client ID: OF-RW08-EFF01-0218	QC Batch: B8B0131	Lab Sample: B8B0131-MS1/B8B0131-MSD1
Source LabNumber: 1800329-08	Date Extracted: 22-Feb-2018 12:45	Date Analyzed: 02-Mar-18 05:15 Column: BEH C18
Matrix: Aqueous		02-Mar-18 05:27 Column: BEH C18
Sample Size: 0.121/0.119 L		

Analyte	Spike-MS (ng/L)	MS %R	MS Qual.	Spike-MSD (ng/L)	MSD %R	MSD RPD	MSD Qual.	%R Limit	%RPD Limit	Labeled Standard	MS %R	MS Qualifiers	MSD %R	MS Qual.
PFBS	82.5	102		83.9	99.3	2.68		70 - 130	30	IS 13C3-PFBS	194	H	141	
PFHxA	82.5	102		83.9	90.5	11.9		70 - 130	30	IS 13C2-PFHxA	109		93.6	
PFHpA	82.5	96.0		83.9	97.3	1.35		70 - 130	30	IS 13C4-PFHpA	111		90.4	
PFHxS	82.5	101		83.9	111	9.43		70 - 130	30	IS 18O2-PFHxS	102		94.9	
PFOA	82.5	111		83.9	103	7.48		70 - 130	30	IS 13C2-PFOA	84.7		103	
PFOS	82.5	101		83.9	116	13.8		70 - 130	30	IS 13C8-PFOS	96.6		78.5	
PFNA	82.5	83.8		83.9	100	17.6		70 - 130	30	IS 13C5-PFNA	89.6		74.7	
PFDA	82.5	95.5		83.9	93.6	2.01		70 - 130	30	IS 13C2-PFDA	73.9		69.2	
MeFOSAA	82.5	108		83.9	104	3.77		70 - 130	30	IS d3-MeFOSAA	64.2		65.2	
PFUnA	82.5	100		83.9	93.8	6.40		70 - 130	30	IS 13C2-PFUnA	58.7		67.7	
EtFOSAA	82.5	106		83.9	111	4.61		70 - 130	30	IS d5-EtFOSAA	68.5		71.8	
PFDoA	82.5	102		83.9	90.9	11.5		70 - 130	30	IS 13C2-PFDoA	62.4		69.3	
PFTTrDA	82.5	98.9		83.9	75.4	27.0		60 - 130	30	IS 13C2-PFTTrDA	92.0		89.1	
PFTeDA	82.5	<b>68.5</b>	H	83.9	<b>68.2</b>	0.439	H	70 - 130	30					

When reported, PFBS, PFHxS, PFOA and PFOS include both linear and branched isomers. Only the linear isomer is reported for all other analytes.

**Sample ID: OF-RW08-FB01-0218**

**Modified EPA Method 537**

Client Data				Laboratory Data			
Name:	CH2M Hill	Matrix:	Aqueous	Lab Sample:	1800329-09	Column:	BEH C18
Project:	NALF Fentress WE01	Date Collected:	15-Feb-18 11:40	Date Received:	16-Feb-18 09:02		
Location:	FB						

Analyte	Conc. (ng/L)	DL	LOD	LOQ	Qualifiers	Batch	Extracted	Samp Size	Analyzed	Dilution
PFBS	ND	1.84	5.12	8.21		B8B0131	22-Feb-18	0.122 L	02-Mar-18 07:44	1
PFHxA	ND	2.24	5.12	8.21		B8B0131	22-Feb-18	0.122 L	02-Mar-18 07:44	1
PFHpA	ND	0.607	5.12	8.21		B8B0131	22-Feb-18	0.122 L	02-Mar-18 07:44	1
PFHxS	ND	0.972	5.12	8.21		B8B0131	22-Feb-18	0.122 L	02-Mar-18 07:44	1
PFOA	ND	0.668	5.12	8.21		B8B0131	22-Feb-18	0.122 L	02-Mar-18 07:44	1
PFOS	ND	0.829	5.12	8.21		B8B0131	22-Feb-18	0.122 L	02-Mar-18 07:44	1
PFNA	ND	0.832	5.12	8.21		B8B0131	22-Feb-18	0.122 L	02-Mar-18 07:44	1
PFDA	ND	1.53	5.12	8.21		B8B0131	22-Feb-18	0.122 L	02-Mar-18 07:44	1
MeFOSAA	ND	1.69	5.12	8.21		B8B0131	22-Feb-18	0.122 L	02-Mar-18 07:44	1
PFUnA	ND	1.08	5.12	8.21		B8B0131	22-Feb-18	0.122 L	02-Mar-18 07:44	1
EtFOSAA	ND	1.41	5.12	8.21		B8B0131	22-Feb-18	0.122 L	02-Mar-18 07:44	1
PFDoA	ND	0.813	5.12	8.21		B8B0131	22-Feb-18	0.122 L	02-Mar-18 07:44	1
PFTeDA	ND	0.507	5.12	8.21		B8B0131	22-Feb-18	0.122 L	02-Mar-18 07:44	1
PFTeDA	ND	0.775	5.12	8.21		B8B0131	22-Feb-18	0.122 L	02-Mar-18 07:44	1

Labeled Standards	Type	% Recovery	Limits	Qualifiers	Batch	Extracted	Samp Size	Analyzed	Dilution
13C3-PFBS	IS	106	50 - 150		B8B0131	22-Feb-18	0.122 L	02-Mar-18 07:44	1
13C2-PFHxA	IS	86.2	50 - 150		B8B0131	22-Feb-18	0.122 L	02-Mar-18 07:44	1
13C4-PFHpA	IS	87.0	50 - 150		B8B0131	22-Feb-18	0.122 L	02-Mar-18 07:44	1
18O2-PFHxS	IS	90.0	50 - 150		B8B0131	22-Feb-18	0.122 L	02-Mar-18 07:44	1
13C2-PFOA	IS	93.9	50 - 150		B8B0131	22-Feb-18	0.122 L	02-Mar-18 07:44	1
13C8-PFOS	IS	104	50 - 150		B8B0131	22-Feb-18	0.122 L	02-Mar-18 07:44	1
13C5-PFNA	IS	92.3	50 - 150		B8B0131	22-Feb-18	0.122 L	02-Mar-18 07:44	1
13C2-PFDA	IS	73.0	50 - 150		B8B0131	22-Feb-18	0.122 L	02-Mar-18 07:44	1
d3-MeFOSAA	IS	78.2	50 - 150		B8B0131	22-Feb-18	0.122 L	02-Mar-18 07:44	1
13C2-PFUnA	IS	71.2	50 - 150		B8B0131	22-Feb-18	0.122 L	02-Mar-18 07:44	1
d5-EtFOSAA	IS	71.9	50 - 150		B8B0131	22-Feb-18	0.122 L	02-Mar-18 07:44	1
13C2-PFDoA	IS	70.0	50 - 150		B8B0131	22-Feb-18	0.122 L	02-Mar-18 07:44	1
13C2-PFTeDA	IS	53.0	50 - 150		B8B0131	22-Feb-18	0.122 L	02-Mar-18 07:44	1

DL - Detection Limit

LOD - Limit of Detection  
LOQ - Limit of quantitation

LCL-UCL- Lower control limit - upper control limit  
Results reported to the DL.

When reported, PFHxS, PFOA and PFOS include both linear and branched isomers.  
Only the linear isomer is reported for all other analytes.

**Sample ID: OF-RW63-INF01-0218**

**Modified EPA Method 537**

Client Data					Laboratory Data					
Name:	CH2M Hill	Matrix:	Aqueous		Lab Sample:	1800329-10	Column:	BEH C18		
Project:	NALF Fentress WE01	Date Collected:	15-Feb-18 14:58		Date Received:	16-Feb-18 09:02				
Location:	GAC INF									

Analyte	Conc. (ng/L)	DL	LOD	LOQ	Qualifiers	Batch	Extracted	Samp Size	Analyzed	Dilution
PFBS	4.70	1.99	5.58	8.90	J	B8B0131	22-Feb-18	0.112 L	02-Mar-18 07:56	1
PFHxA	ND	2.43	5.58	8.90		B8B0131	22-Feb-18	0.112 L	02-Mar-18 07:56	1
PFHpA	3.28	0.657	5.58	8.90	J	B8B0131	22-Feb-18	0.112 L	02-Mar-18 07:56	1
PFHxS	8.54	1.05	5.58	8.90	J	B8B0131	22-Feb-18	0.112 L	02-Mar-18 07:56	1
PFOA	22.1	0.724	5.58	8.90		B8B0131	22-Feb-18	0.112 L	02-Mar-18 07:56	1
PFOS	38.6	0.898	5.58	8.90		B8B0131	22-Feb-18	0.112 L	02-Mar-18 07:56	1
PFNA	ND	0.901	5.58	8.90		B8B0131	22-Feb-18	0.112 L	02-Mar-18 07:56	1
PFDA	ND	1.66	5.58	8.90		B8B0131	22-Feb-18	0.112 L	02-Mar-18 07:56	1
MeFOSAA	ND	1.84	5.58	8.90		B8B0131	22-Feb-18	0.112 L	02-Mar-18 07:56	1
PFUnA	ND	1.17	5.58	8.90		B8B0131	22-Feb-18	0.112 L	02-Mar-18 07:56	1
EtFOSAA	ND	1.52	5.58	8.90		B8B0131	22-Feb-18	0.112 L	02-Mar-18 07:56	1
PFDoA	ND	0.881	5.58	8.90		B8B0131	22-Feb-18	0.112 L	02-Mar-18 07:56	1
PFTrDA	ND	0.550	5.58	8.90		B8B0131	22-Feb-18	0.112 L	02-Mar-18 07:56	1
PFTeDA	ND	0.840	5.58	8.90		B8B0131	22-Feb-18	0.112 L	02-Mar-18 07:56	1

Labeled Standards	Type	% Recovery	Limits	Qualifiers	Batch	Extracted	Samp Size	Analyzed	Dilution
13C3-PFBS	IS	113	50 - 150		B8B0131	22-Feb-18	0.112 L	02-Mar-18 07:56	1
13C2-PFHxA	IS	90.1	50 - 150		B8B0131	22-Feb-18	0.112 L	02-Mar-18 07:56	1
13C4-PFHpA	IS	90.6	50 - 150		B8B0131	22-Feb-18	0.112 L	02-Mar-18 07:56	1
18O2-PFHxS	IS	89.2	50 - 150		B8B0131	22-Feb-18	0.112 L	02-Mar-18 07:56	1
13C2-PFOA	IS	91.9	50 - 150		B8B0131	22-Feb-18	0.112 L	02-Mar-18 07:56	1
13C8-PFOS	IS	72.9	50 - 150		B8B0131	22-Feb-18	0.112 L	02-Mar-18 07:56	1
13C5-PFNA	IS	76.3	50 - 150		B8B0131	22-Feb-18	0.112 L	02-Mar-18 07:56	1
13C2-PFDA	IS	69.7	50 - 150		B8B0131	22-Feb-18	0.112 L	02-Mar-18 07:56	1
d3-MeFOSAA	IS	56.7	50 - 150		B8B0131	22-Feb-18	0.112 L	02-Mar-18 07:56	1
13C2-PFUnA	IS	71.2	50 - 150		B8B0131	22-Feb-18	0.112 L	02-Mar-18 07:56	1
d5-EtFOSAA	IS	73.9	50 - 150		B8B0131	22-Feb-18	0.112 L	02-Mar-18 07:56	1
13C2-PFDoA	IS	76.0	50 - 150		B8B0131	22-Feb-18	0.112 L	02-Mar-18 07:56	1
13C2-PFTeDA	IS	74.6	50 - 150		B8B0131	22-Feb-18	0.112 L	02-Mar-18 07:56	1

DL - Detection Limit

LOD - Limit of Detection  
LOQ - Limit of quantitation

LCL-UCL- Lower control limit - upper control limit  
Results reported to the DL.

When reported, PFHxS, PFOA and PFOS include both linear and branched isomers.  
Only the linear isomer is reported for all other analytes.

**Sample ID: OF-RW63-MID01-0218**

**Modified EPA Method 537**

Client Data				Laboratory Data			
Name:	CH2M Hill	Matrix:	Aqueous	Lab Sample:	1800329-11	Column:	BEH C18
Project:	NALF Fentress WE01	Date Collected:	15-Feb-18 14:59	Date Received:	16-Feb-18 09:02		
Location:	GAC MID						

Analyte	Conc. (ng/L)	DL	LOD	LOQ	Qualifiers	Batch	Extracted	Samp Size	Analyzed	Dilution
PFBS	ND	1.94	5.43	8.68		B8B0131	22-Feb-18	0.115 L	02-Mar-18 08:07	1
PFHxA	ND	2.37	5.43	8.68		B8B0131	22-Feb-18	0.115 L	02-Mar-18 08:07	1
PFHpA	ND	0.642	5.43	8.68		B8B0131	22-Feb-18	0.115 L	02-Mar-18 08:07	1
PFHxS	ND	1.03	5.43	8.68		B8B0131	22-Feb-18	0.115 L	02-Mar-18 08:07	1
PFOA	ND	0.707	5.43	8.68		B8B0131	22-Feb-18	0.115 L	02-Mar-18 08:07	1
PFOS	ND	0.876	5.43	8.68		B8B0131	22-Feb-18	0.115 L	02-Mar-18 08:07	1
PFNA	ND	0.879	5.43	8.68		B8B0131	22-Feb-18	0.115 L	02-Mar-18 08:07	1
PFDA	ND	1.62	5.43	8.68		B8B0131	22-Feb-18	0.115 L	02-Mar-18 08:07	1
MeFOSAA	ND	1.79	5.43	8.68		B8B0131	22-Feb-18	0.115 L	02-Mar-18 08:07	1
PFUnA	ND	1.14	5.43	8.68		B8B0131	22-Feb-18	0.115 L	02-Mar-18 08:07	1
EtFOSAA	ND	1.49	5.43	8.68		B8B0131	22-Feb-18	0.115 L	02-Mar-18 08:07	1
PFDoA	ND	0.860	5.43	8.68		B8B0131	22-Feb-18	0.115 L	02-Mar-18 08:07	1
PFTrDA	1.09	0.536	5.43	8.68	J	B8B0131	22-Feb-18	0.115 L	02-Mar-18 08:07	1
PFTeDA	ND	0.820	5.43	8.68		B8B0131	22-Feb-18	0.115 L	02-Mar-18 08:07	1

Labeled Standards	Type	% Recovery	Limits	Qualifiers	Batch	Extracted	Samp Size	Analyzed	Dilution
13C3-PFBS	IS	149	50 - 150		B8B0131	22-Feb-18	0.115 L	02-Mar-18 08:07	1
13C2-PFHxA	IS	94.9	50 - 150		B8B0131	22-Feb-18	0.115 L	02-Mar-18 08:07	1
13C4-PFHpA	IS	96.3	50 - 150		B8B0131	22-Feb-18	0.115 L	02-Mar-18 08:07	1
18O2-PFHxS	IS	88.7	50 - 150		B8B0131	22-Feb-18	0.115 L	02-Mar-18 08:07	1
13C2-PFOA	IS	90.2	50 - 150		B8B0131	22-Feb-18	0.115 L	02-Mar-18 08:07	1
13C8-PFOS	IS	89.0	50 - 150		B8B0131	22-Feb-18	0.115 L	02-Mar-18 08:07	1
13C5-PFNA	IS	93.4	50 - 150		B8B0131	22-Feb-18	0.115 L	02-Mar-18 08:07	1
13C2-PFDA	IS	83.1	50 - 150		B8B0131	22-Feb-18	0.115 L	02-Mar-18 08:07	1
d3-MeFOSAA	IS	83.2	50 - 150		B8B0131	22-Feb-18	0.115 L	02-Mar-18 08:07	1
13C2-PFUnA	IS	72.1	50 - 150		B8B0131	22-Feb-18	0.115 L	02-Mar-18 08:07	1
d5-EtFOSAA	IS	87.1	50 - 150		B8B0131	22-Feb-18	0.115 L	02-Mar-18 08:07	1
13C2-PFDoA	IS	65.5	50 - 150		B8B0131	22-Feb-18	0.115 L	02-Mar-18 08:07	1
13C2-PFTeDA	IS	82.0	50 - 150		B8B0131	22-Feb-18	0.115 L	02-Mar-18 08:07	1

DL - Detection Limit

LOD - Limit of Detection  
LOQ - Limit of quantitation

LCL-UCL- Lower control limit - upper control limit  
Results reported to the DL.

When reported, PFHxS, PFOA and PFOS include both linear and branched isomers.  
Only the linear isomer is reported for all other analytes.

**Sample ID: OF-RW63-EFF01-0218**

**Modified EPA Method 537**

Client Data				Laboratory Data			
Name:	CH2M Hill	Matrix:	Aqueous	Lab Sample:	1800329-12	Column:	BEH C18
Project:	NALF Fentress WE01	Date Collected:	15-Feb-18 15:00	Date Received:	16-Feb-18 09:02		
Location:	GAC EFF						

Analyte	Conc. (ng/L)	DL	LOD	LOQ	Qualifiers	Batch	Extracted	Samp Size	Analyzed	Dilution
PFBS	ND	1.84	5.17	8.24		B8B0131	22-Feb-18	0.121 L	02-Mar-18 08:19	1
PFHxA	ND	2.25	5.17	8.24		B8B0131	22-Feb-18	0.121 L	02-Mar-18 08:19	1
PFHpA	ND	0.609	5.17	8.24		B8B0131	22-Feb-18	0.121 L	02-Mar-18 08:19	1
PFHxS	ND	0.976	5.17	8.24		B8B0131	22-Feb-18	0.121 L	02-Mar-18 08:19	1
PFOA	ND	0.671	5.17	8.24		B8B0131	22-Feb-18	0.121 L	02-Mar-18 08:19	1
PFOS	ND	0.832	5.17	8.24		B8B0131	22-Feb-18	0.121 L	02-Mar-18 08:19	1
PFNA	ND	0.835	5.17	8.24		B8B0131	22-Feb-18	0.121 L	02-Mar-18 08:19	1
PFDA	ND	1.54	5.17	8.24		B8B0131	22-Feb-18	0.121 L	02-Mar-18 08:19	1
MeFOSAA	ND	1.70	5.17	8.24		B8B0131	22-Feb-18	0.121 L	02-Mar-18 08:19	1
PFUnA	ND	1.08	5.17	8.24		B8B0131	22-Feb-18	0.121 L	02-Mar-18 08:19	1
EtFOSAA	ND	1.41	5.17	8.24		B8B0131	22-Feb-18	0.121 L	02-Mar-18 08:19	1
PFDoA	ND	0.816	5.17	8.24		B8B0131	22-Feb-18	0.121 L	02-Mar-18 08:19	1
PFTrDA	ND	0.509	5.17	8.24		B8B0131	22-Feb-18	0.121 L	02-Mar-18 08:19	1
PFTeDA	ND	0.778	5.17	8.24		B8B0131	22-Feb-18	0.121 L	02-Mar-18 08:19	1

Labeled Standards	Type	% Recovery	Limits	Qualifiers	Batch	Extracted	Samp Size	Analyzed	Dilution
13C3-PFBS	IS	104	50 - 150		B8B0131	22-Feb-18	0.121 L	02-Mar-18 08:19	1
13C2-PFHxA	IS	85.5	50 - 150		B8B0131	22-Feb-18	0.121 L	02-Mar-18 08:19	1
13C4-PFHpA	IS	90.3	50 - 150		B8B0131	22-Feb-18	0.121 L	02-Mar-18 08:19	1
18O2-PFHxS	IS	85.2	50 - 150		B8B0131	22-Feb-18	0.121 L	02-Mar-18 08:19	1
13C2-PFOA	IS	82.2	50 - 150		B8B0131	22-Feb-18	0.121 L	02-Mar-18 08:19	1
13C8-PFOS	IS	90.2	50 - 150		B8B0131	22-Feb-18	0.121 L	02-Mar-18 08:19	1
13C5-PFNA	IS	94.1	50 - 150		B8B0131	22-Feb-18	0.121 L	02-Mar-18 08:19	1
13C2-PFDA	IS	72.2	50 - 150		B8B0131	22-Feb-18	0.121 L	02-Mar-18 08:19	1
d3-MeFOSAA	IS	70.5	50 - 150		B8B0131	22-Feb-18	0.121 L	02-Mar-18 08:19	1
13C2-PFUnA	IS	79.3	50 - 150		B8B0131	22-Feb-18	0.121 L	02-Mar-18 08:19	1
d5-EtFOSAA	IS	81.7	50 - 150		B8B0131	22-Feb-18	0.121 L	02-Mar-18 08:19	1
13C2-PFDoA	IS	89.3	50 - 150		B8B0131	22-Feb-18	0.121 L	02-Mar-18 08:19	1
13C2-PFTeDA	IS	81.6	50 - 150		B8B0131	22-Feb-18	0.121 L	02-Mar-18 08:19	1

DL - Detection Limit

LOD - Limit of Detection  
LOQ - Limit of quantitation

LCL-UCL- Lower control limit - upper control limit  
Results reported to the DL.

When reported, PFHxS, PFOA and PFOS include both linear and branched isomers.  
Only the linear isomer is reported for all other analytes.

**Sample ID: OF-RW63-FB01-0218**

**Modified EPA Method 537**

Client Data				Laboratory Data			
Name:	CH2M Hill	Matrix:	Aqueous	Lab Sample:	1800329-13	Column:	BEH C18
Project:	NALF Fentress WE01	Date Collected:	15-Feb-18 15:01	Date Received:	16-Feb-18 09:02		
Location:	FB						

Analyte	Conc. (ng/L)	DL	LOD	LOQ	Qualifiers	Batch	Extracted	Samp Size	Analyzed	Dilution
PFBS	ND	1.85	5.17	8.29		B8B0131	22-Feb-18	0.121 L	02-Mar-18 08:30	1
PFHxA	ND	2.26	5.17	8.29		B8B0131	22-Feb-18	0.121 L	02-Mar-18 08:30	1
PFHpA	ND	0.612	5.17	8.29		B8B0131	22-Feb-18	0.121 L	02-Mar-18 08:30	1
PFHxS	ND	0.981	5.17	8.29		B8B0131	22-Feb-18	0.121 L	02-Mar-18 08:30	1
PFOA	ND	0.674	5.17	8.29		B8B0131	22-Feb-18	0.121 L	02-Mar-18 08:30	1
PFOS	ND	0.836	5.17	8.29		B8B0131	22-Feb-18	0.121 L	02-Mar-18 08:30	1
PFNA	ND	0.839	5.17	8.29		B8B0131	22-Feb-18	0.121 L	02-Mar-18 08:30	1
PFDA	ND	1.54	5.17	8.29		B8B0131	22-Feb-18	0.121 L	02-Mar-18 08:30	1
MeFOSAA	ND	1.71	5.17	8.29		B8B0131	22-Feb-18	0.121 L	02-Mar-18 08:30	1
PFUnA	ND	1.09	5.17	8.29		B8B0131	22-Feb-18	0.121 L	02-Mar-18 08:30	1
EtFOSAA	ND	1.42	5.17	8.29		B8B0131	22-Feb-18	0.121 L	02-Mar-18 08:30	1
PFDoA	ND	0.820	5.17	8.29		B8B0131	22-Feb-18	0.121 L	02-Mar-18 08:30	1
PFTrDA	ND	0.512	5.17	8.29		B8B0131	22-Feb-18	0.121 L	02-Mar-18 08:30	1
PFTeDA	ND	0.782	5.17	8.29		B8B0131	22-Feb-18	0.121 L	02-Mar-18 08:30	1

Labeled Standards	Type	% Recovery	Limits	Qualifiers	Batch	Extracted	Samp Size	Analyzed	Dilution
13C3-PFBS	IS	92.7	50 - 150		B8B0131	22-Feb-18	0.121 L	02-Mar-18 08:30	1
13C2-PFHxA	IS	92.0	50 - 150		B8B0131	22-Feb-18	0.121 L	02-Mar-18 08:30	1
13C4-PFHpA	IS	85.7	50 - 150		B8B0131	22-Feb-18	0.121 L	02-Mar-18 08:30	1
18O2-PFHxS	IS	95.6	50 - 150		B8B0131	22-Feb-18	0.121 L	02-Mar-18 08:30	1
13C2-PFOA	IS	87.0	50 - 150		B8B0131	22-Feb-18	0.121 L	02-Mar-18 08:30	1
13C8-PFOS	IS	96.2	50 - 150		B8B0131	22-Feb-18	0.121 L	02-Mar-18 08:30	1
13C5-PFNA	IS	86.6	50 - 150		B8B0131	22-Feb-18	0.121 L	02-Mar-18 08:30	1
13C2-PFDA	IS	71.6	50 - 150		B8B0131	22-Feb-18	0.121 L	02-Mar-18 08:30	1
d3-MeFOSAA	IS	67.9	50 - 150		B8B0131	22-Feb-18	0.121 L	02-Mar-18 08:30	1
13C2-PFUnA	IS	68.4	50 - 150		B8B0131	22-Feb-18	0.121 L	02-Mar-18 08:30	1
d5-EtFOSAA	IS	67.1	50 - 150		B8B0131	22-Feb-18	0.121 L	02-Mar-18 08:30	1
13C2-PFDoA	IS	57.0	50 - 150		B8B0131	22-Feb-18	0.121 L	02-Mar-18 08:30	1
13C2-PFTeDA	IS	83.0	50 - 150		B8B0131	22-Feb-18	0.121 L	02-Mar-18 08:30	1

DL - Detection Limit

LOD - Limit of Detection  
LOQ - Limit of quantitation

LCL-UCL- Lower control limit - upper control limit  
Results reported to the DL.

When reported, PFHxS, PFOA and PFOS include both linear and branched isomers.  
Only the linear isomer is reported for all other analytes.



**Sample ID: OF-RW44-INF01-0218**

**Modified EPA Method 537**

Client Data					Laboratory Data					
Name:	CH2M Hill	Matrix:	Aqueous		Lab Sample:	1800329-14	Column:	BEH C18		
Project:	NALF Fentress WE01	Date Collected:	14-Feb-18 11:28		Date Received:	16-Feb-18 09:02				
Location:	GAC INF									

Analyte	Conc. (ng/L)	DL	LOD	LOQ	Qualifiers	Batch	Extracted	Samp Size	Analyzed	Dilution
PFBS	8.46	1.95	5.43	8.71	J	B8B0131	22-Feb-18	0.115 L	02-Mar-18 08:42	1
PFHxA	23.5	2.37	5.43	8.71		B8B0131	22-Feb-18	0.115 L	02-Mar-18 08:42	1
PFHpA	8.85	0.643	5.43	8.71		B8B0131	22-Feb-18	0.115 L	02-Mar-18 08:42	1
PFHxS	293	1.03	5.43	8.71		B8B0131	22-Feb-18	0.115 L	02-Mar-18 08:42	1
PFOA	230	0.709	5.43	8.71		B8B0131	22-Feb-18	0.115 L	02-Mar-18 08:42	1
PFOS	640	0.878	5.43	8.71		B8B0131	22-Feb-18	0.115 L	02-Mar-18 08:42	1
PFNA	3.41	0.882	5.43	8.71	J	B8B0131	22-Feb-18	0.115 L	02-Mar-18 08:42	1
PFDA	ND	1.62	5.43	8.71		B8B0131	22-Feb-18	0.115 L	02-Mar-18 08:42	1
MeFOSAA	ND	1.80	5.43	8.71		B8B0131	22-Feb-18	0.115 L	02-Mar-18 08:42	1
PFUnA	ND	1.14	5.43	8.71		B8B0131	22-Feb-18	0.115 L	02-Mar-18 08:42	1
EtFOSAA	ND	1.49	5.43	8.71		B8B0131	22-Feb-18	0.115 L	02-Mar-18 08:42	1
PFDoA	ND	0.862	5.43	8.71		B8B0131	22-Feb-18	0.115 L	02-Mar-18 08:42	1
PFTrDA	ND	0.538	5.43	8.71		B8B0131	22-Feb-18	0.115 L	02-Mar-18 08:42	1
PFTeDA	ND	0.822	5.43	8.71		B8B0131	22-Feb-18	0.115 L	02-Mar-18 08:42	1

Labeled Standards	Type	% Recovery	Limits	Qualifiers	Batch	Extracted	Samp Size	Analyzed	Dilution
13C3-PFBS	IS	97.5	50 - 150		B8B0131	22-Feb-18	0.115 L	02-Mar-18 08:42	1
13C2-PFHxA	IS	97.7	50 - 150		B8B0131	22-Feb-18	0.115 L	02-Mar-18 08:42	1
13C4-PFHpA	IS	94.7	50 - 150		B8B0131	22-Feb-18	0.115 L	02-Mar-18 08:42	1
18O2-PFHxS	IS	80.6	50 - 150		B8B0131	22-Feb-18	0.115 L	02-Mar-18 08:42	1
13C2-PFOA	IS	92.3	50 - 150		B8B0131	22-Feb-18	0.115 L	02-Mar-18 08:42	1
13C8-PFOS	IS	79.7	50 - 150		B8B0131	22-Feb-18	0.115 L	02-Mar-18 08:42	1
13C5-PFNA	IS	83.1	50 - 150		B8B0131	22-Feb-18	0.115 L	02-Mar-18 08:42	1
13C2-PFDA	IS	80.8	50 - 150		B8B0131	22-Feb-18	0.115 L	02-Mar-18 08:42	1
d3-MeFOSAA	IS	80.2	50 - 150		B8B0131	22-Feb-18	0.115 L	02-Mar-18 08:42	1
13C2-PFUnA	IS	68.4	50 - 150		B8B0131	22-Feb-18	0.115 L	02-Mar-18 08:42	1
d5-EtFOSAA	IS	101	50 - 150		B8B0131	22-Feb-18	0.115 L	02-Mar-18 08:42	1
13C2-PFDoA	IS	81.0	50 - 150		B8B0131	22-Feb-18	0.115 L	02-Mar-18 08:42	1
13C2-PFTeDA	IS	84.4	50 - 150		B8B0131	22-Feb-18	0.115 L	02-Mar-18 08:42	1

DL - Detection Limit

LOD - Limit of Detection  
LOQ - Limit of quantitation

LCL-UCL- Lower control limit - upper control limit  
Results reported to the DL.

When reported, PFHxS, PFOA and PFOS include both linear and branched isomers.  
Only the linear isomer is reported for all other analytes.

**Sample ID: OF-RW44-MID01-0218**

**Modified EPA Method 537**

Client Data				Laboratory Data			
Name:	CH2M Hill	Matrix:	Aqueous	Lab Sample:	1800329-15	Column:	BEH C18
Project:	NALF Fentress WE01	Date Collected:	14-Feb-18 11:31	Date Received:	16-Feb-18 09:02		
Location:	GAC MID						

Analyte	Conc. (ng/L)	DL	LOD	LOQ	Qualifiers	Batch	Extracted	Samp Size	Analyzed	Dilution
PFBS	ND	1.85	5.17	8.27		B8B0131	22-Feb-18	0.121 L	02-Mar-18 08:53	1
PFHxA	ND	2.25	5.17	8.27		B8B0131	22-Feb-18	0.121 L	02-Mar-18 08:53	1
PFHpA	0.771	0.611	5.17	8.27	J	B8B0131	22-Feb-18	0.121 L	02-Mar-18 08:53	1
PFHxS	3.37	0.979	5.17	8.27	J	B8B0131	22-Feb-18	0.121 L	02-Mar-18 08:53	1
PFOA	9.90	0.673	5.17	8.27		B8B0131	22-Feb-18	0.121 L	02-Mar-18 08:53	1
PFOS	11.1	0.834	5.17	8.27		B8B0131	22-Feb-18	0.121 L	02-Mar-18 08:53	1
PFNA	ND	0.837	5.17	8.27		B8B0131	22-Feb-18	0.121 L	02-Mar-18 08:53	1
PFDA	ND	1.54	5.17	8.27		B8B0131	22-Feb-18	0.121 L	02-Mar-18 08:53	1
MeFOSAA	ND	1.71	5.17	8.27		B8B0131	22-Feb-18	0.121 L	02-Mar-18 08:53	1
PFUnA	ND	1.09	5.17	8.27		B8B0131	22-Feb-18	0.121 L	02-Mar-18 08:53	1
EtFOSAA	ND	1.42	5.17	8.27		B8B0131	22-Feb-18	0.121 L	02-Mar-18 08:53	1
PFDoA	ND	0.819	5.17	8.27		B8B0131	22-Feb-18	0.121 L	02-Mar-18 08:53	1
PFTrDA	ND	0.511	5.17	8.27		B8B0131	22-Feb-18	0.121 L	02-Mar-18 08:53	1
PFTeDA	ND	0.780	5.17	8.27		B8B0131	22-Feb-18	0.121 L	02-Mar-18 08:53	1

Labeled Standards	Type	% Recovery	Limits	Qualifiers	Batch	Extracted	Samp Size	Analyzed	Dilution
13C3-PFBS	IS	106	50 - 150		B8B0131	22-Feb-18	0.121 L	02-Mar-18 08:53	1
13C2-PFHxA	IS	76.5	50 - 150		B8B0131	22-Feb-18	0.121 L	02-Mar-18 08:53	1
13C4-PFHpA	IS	77.4	50 - 150		B8B0131	22-Feb-18	0.121 L	02-Mar-18 08:53	1
18O2-PFHxS	IS	79.3	50 - 150		B8B0131	22-Feb-18	0.121 L	02-Mar-18 08:53	1
13C2-PFOA	IS	73.2	50 - 150		B8B0131	22-Feb-18	0.121 L	02-Mar-18 08:53	1
13C8-PFOS	IS	80.1	50 - 150		B8B0131	22-Feb-18	0.121 L	02-Mar-18 08:53	1
13C5-PFNA	IS	79.0	50 - 150		B8B0131	22-Feb-18	0.121 L	02-Mar-18 08:53	1
13C2-PFDA	IS	70.4	50 - 150		B8B0131	22-Feb-18	0.121 L	02-Mar-18 08:53	1
d3-MeFOSAA	IS	53.0	50 - 150		B8B0131	22-Feb-18	0.121 L	02-Mar-18 08:53	1
13C2-PFUnA	IS	64.3	50 - 150		B8B0131	22-Feb-18	0.121 L	02-Mar-18 08:53	1
d5-EtFOSAA	IS	57.6	50 - 150		B8B0131	22-Feb-18	0.121 L	02-Mar-18 08:53	1
13C2-PFDoA	IS	69.2	50 - 150		B8B0131	22-Feb-18	0.121 L	02-Mar-18 08:53	1
13C2-PFTeDA	IS	49.5	50 - 150	H	B8B0131	22-Feb-18	0.121 L	02-Mar-18 08:53	1

DL - Detection Limit

LOD - Limit of Detection  
LOQ - Limit of quantitation

LCL-UCL- Lower control limit - upper control limit  
Results reported to the DL.

When reported, PFHxS, PFOA and PFOS include both linear and branched isomers.  
Only the linear isomer is reported for all other analytes.

**Sample ID: OF-RW44-EFF01-0218**

**Modified EPA Method 537**

Client Data				Laboratory Data			
Name:	CH2M Hill	Matrix:	Aqueous	Lab Sample:	1800329-16	Column:	BEH C18
Project:	NALF Fentress WE01	Date Collected:	14-Feb-18 11:34	Date Received:	16-Feb-18 09:02		
Location:	GAC EFF						

Analyte	Conc. (ng/L)	DL	LOD	LOQ	Qualifiers	Batch	Extracted	Samp Size	Analyzed	Dilution
PFBS	ND	1.91	5.34	8.52		B8B0131	22-Feb-18	0.117 L	02-Mar-18 09:05	1
PFHxA	ND	2.32	5.34	8.52		B8B0131	22-Feb-18	0.117 L	02-Mar-18 09:05	1
PFHpA	ND	0.629	5.34	8.52		B8B0131	22-Feb-18	0.117 L	02-Mar-18 09:05	1
PFHxS	ND	1.01	5.34	8.52		B8B0131	22-Feb-18	0.117 L	02-Mar-18 09:05	1
PFOA	ND	0.693	5.34	8.52		B8B0131	22-Feb-18	0.117 L	02-Mar-18 09:05	1
PFOS	ND	0.859	5.34	8.52		B8B0131	22-Feb-18	0.117 L	02-Mar-18 09:05	1
PFNA	ND	0.862	5.34	8.52		B8B0131	22-Feb-18	0.117 L	02-Mar-18 09:05	1
PFDA	ND	1.59	5.34	8.52		B8B0131	22-Feb-18	0.117 L	02-Mar-18 09:05	1
MeFOSAA	ND	1.76	5.34	8.52		B8B0131	22-Feb-18	0.117 L	02-Mar-18 09:05	1
PFUnA	ND	1.12	5.34	8.52		B8B0131	22-Feb-18	0.117 L	02-Mar-18 09:05	1
EtFOSAA	ND	1.46	5.34	8.52		B8B0131	22-Feb-18	0.117 L	02-Mar-18 09:05	1
PFDoA	ND	0.843	5.34	8.52		B8B0131	22-Feb-18	0.117 L	02-Mar-18 09:05	1
PFTeDA	ND	0.526	5.34	8.52		B8B0131	22-Feb-18	0.117 L	02-Mar-18 09:05	1
PFTeDA	ND	0.804	5.34	8.52		B8B0131	22-Feb-18	0.117 L	02-Mar-18 09:05	1

Labeled Standards	Type	% Recovery	Limits	Qualifiers	Batch	Extracted	Samp Size	Analyzed	Dilution
13C3-PFBS	IS	98.9	50 - 150		B8B0131	22-Feb-18	0.117 L	02-Mar-18 09:05	1
13C2-PFHxA	IS	85.4	50 - 150		B8B0131	22-Feb-18	0.117 L	02-Mar-18 09:05	1
13C4-PFHpA	IS	88.5	50 - 150		B8B0131	22-Feb-18	0.117 L	02-Mar-18 09:05	1
18O2-PFHxS	IS	120	50 - 150		B8B0131	22-Feb-18	0.117 L	02-Mar-18 09:05	1
13C2-PFOA	IS	81.7	50 - 150		B8B0131	22-Feb-18	0.117 L	02-Mar-18 09:05	1
13C8-PFOS	IS	98.6	50 - 150		B8B0131	22-Feb-18	0.117 L	02-Mar-18 09:05	1
13C5-PFNA	IS	80.3	50 - 150		B8B0131	22-Feb-18	0.117 L	02-Mar-18 09:05	1
13C2-PFDA	IS	71.3	50 - 150		B8B0131	22-Feb-18	0.117 L	02-Mar-18 09:05	1
d3-MeFOSAA	IS	42.8	50 - 150	H	B8B0131	22-Feb-18	0.117 L	02-Mar-18 09:05	1
13C2-PFUnA	IS	76.0	50 - 150		B8B0131	22-Feb-18	0.117 L	02-Mar-18 09:05	1
d5-EtFOSAA	IS	57.9	50 - 150		B8B0131	22-Feb-18	0.117 L	02-Mar-18 09:05	1
13C2-PFDoA	IS	61.8	50 - 150		B8B0131	22-Feb-18	0.117 L	02-Mar-18 09:05	1
13C2-PFTeDA	IS	79.2	50 - 150		B8B0131	22-Feb-18	0.117 L	02-Mar-18 09:05	1

DL - Detection Limit

LOD - Limit of Detection  
LOQ - Limit of quantitation

LCL-UCL- Lower control limit - upper control limit  
Results reported to the DL.

When reported, PFHxS, PFOA and PFOS include both linear and branched isomers.  
Only the linear isomer is reported for all other analytes.

**Sample ID: OF-RW44-FB01-0218**

**Modified EPA Method 537**

Client Data				Laboratory Data			
Name:	CH2M Hill	Matrix:	Aqueous	Lab Sample:	1800329-17	Column:	BEH C18
Project:	NALF Fentress WE01	Date Collected:	14-Feb-18 11:35	Date Received:	16-Feb-18 09:02		
Location:	FB						

Analyte	Conc. (ng/L)	DL	LOD	LOQ	Qualifiers	Batch	Extracted	Samp Size	Analyzed	Dilution
PFBS	ND	1.84	5.12	8.23		B8B0131	22-Feb-18	0.122 L	02-Mar-18 09:16	1
PFHxA	ND	2.24	5.12	8.23		B8B0131	22-Feb-18	0.122 L	02-Mar-18 09:16	1
PFHpA	ND	0.608	5.12	8.23		B8B0131	22-Feb-18	0.122 L	02-Mar-18 09:16	1
PFHxS	ND	0.974	5.12	8.23		B8B0131	22-Feb-18	0.122 L	02-Mar-18 09:16	1
PFOA	ND	0.669	5.12	8.23		B8B0131	22-Feb-18	0.122 L	02-Mar-18 09:16	1
PFOS	ND	0.830	5.12	8.23		B8B0131	22-Feb-18	0.122 L	02-Mar-18 09:16	1
PFNA	ND	0.833	5.12	8.23		B8B0131	22-Feb-18	0.122 L	02-Mar-18 09:16	1
PFDA	ND	1.53	5.12	8.23		B8B0131	22-Feb-18	0.122 L	02-Mar-18 09:16	1
MeFOSAA	ND	1.70	5.12	8.23		B8B0131	22-Feb-18	0.122 L	02-Mar-18 09:16	1
PFOxA	ND	1.08	5.12	8.23		B8B0131	22-Feb-18	0.122 L	02-Mar-18 09:16	1
EtFOSAA	ND	1.41	5.12	8.23		B8B0131	22-Feb-18	0.122 L	02-Mar-18 09:16	1
PFOxA	ND	0.814	5.12	8.23		B8B0131	22-Feb-18	0.122 L	02-Mar-18 09:16	1
PFTeDA	ND	0.508	5.12	8.23		B8B0131	22-Feb-18	0.122 L	02-Mar-18 09:16	1
PFTeDA	ND	0.776	5.12	8.23		B8B0131	22-Feb-18	0.122 L	02-Mar-18 09:16	1

Labeled Standards	Type	% Recovery	Limits	Qualifiers	Batch	Extracted	Samp Size	Analyzed	Dilution
13C3-PFBS	IS	103	50 - 150		B8B0131	22-Feb-18	0.122 L	02-Mar-18 09:16	1
13C2-PFHxA	IS	97.5	50 - 150		B8B0131	22-Feb-18	0.122 L	02-Mar-18 09:16	1
13C4-PFHpA	IS	93.2	50 - 150		B8B0131	22-Feb-18	0.122 L	02-Mar-18 09:16	1
18O2-PFHxS	IS	97.5	50 - 150		B8B0131	22-Feb-18	0.122 L	02-Mar-18 09:16	1
13C2-PFOA	IS	91.8	50 - 150		B8B0131	22-Feb-18	0.122 L	02-Mar-18 09:16	1
13C8-PFOS	IS	102	50 - 150		B8B0131	22-Feb-18	0.122 L	02-Mar-18 09:16	1
13C5-PFNA	IS	79.4	50 - 150		B8B0131	22-Feb-18	0.122 L	02-Mar-18 09:16	1
13C2-PFDA	IS	91.0	50 - 150		B8B0131	22-Feb-18	0.122 L	02-Mar-18 09:16	1
d3-MeFOSAA	IS	64.2	50 - 150		B8B0131	22-Feb-18	0.122 L	02-Mar-18 09:16	1
13C2-PFOxA	IS	76.6	50 - 150		B8B0131	22-Feb-18	0.122 L	02-Mar-18 09:16	1
d5-EtFOSAA	IS	72.6	50 - 150		B8B0131	22-Feb-18	0.122 L	02-Mar-18 09:16	1
13C2-PFOxA	IS	64.4	50 - 150		B8B0131	22-Feb-18	0.122 L	02-Mar-18 09:16	1
13C2-PFTeDA	IS	68.6	50 - 150		B8B0131	22-Feb-18	0.122 L	02-Mar-18 09:16	1

DL - Detection Limit

LOD - Limit of Detection  
LOQ - Limit of quantitation

LCL-UCL- Lower control limit - upper control limit  
Results reported to the DL.

When reported, PFHxS, PFOA and PFOS include both linear and branched isomers.  
Only the linear isomer is reported for all other analytes.

**Sample ID: OF-RW42B-INF01-0218**

**Modified EPA Method 537**

Client Data				Laboratory Data			
Name:	CH2M Hill	Matrix:	Aqueous	Lab Sample:	1800329-18	Column:	BEH C18
Project:	NALF Fentress WE01	Date Collected:	14-Feb-18 10:42	Date Received:	16-Feb-18 09:02		
Location:	GAC INF						

Analyte	Conc. (ng/L)	DL	LOD	LOQ	Qualifiers	Batch	Extracted	Samp Size	Analyzed	Dilution
PFBS	54.5	1.93	5.39	8.64		B8B0131	22-Feb-18	0.116 L	02-Mar-18 09:27	1
PFHxA	122	2.36	5.39	8.64		B8B0131	22-Feb-18	0.116 L	02-Mar-18 09:27	1
PFHpA	16.2	0.639	5.39	8.64		B8B0131	22-Feb-18	0.116 L	02-Mar-18 09:27	1
PFHxS	672	1.02	5.39	8.64		B8B0131	22-Feb-18	0.116 L	02-Mar-18 09:27	1
PFOA	228	0.703	5.39	8.64		B8B0131	22-Feb-18	0.116 L	02-Mar-18 09:27	1
PFOS	9.17	0.872	5.39	8.64		B8B0131	22-Feb-18	0.116 L	02-Mar-18 09:27	1
PFNA	ND	0.875	5.39	8.64		B8B0131	22-Feb-18	0.116 L	02-Mar-18 09:27	1
PFDA	ND	1.61	5.39	8.64		B8B0131	22-Feb-18	0.116 L	02-Mar-18 09:27	1
MeFOSAA	ND	1.78	5.39	8.64		B8B0131	22-Feb-18	0.116 L	02-Mar-18 09:27	1
PFUnA	ND	1.13	5.39	8.64		B8B0131	22-Feb-18	0.116 L	02-Mar-18 09:27	1
EtFOSAA	ND	1.48	5.39	8.64		B8B0131	22-Feb-18	0.116 L	02-Mar-18 09:27	1
PFDoA	ND	0.856	5.39	8.64		B8B0131	22-Feb-18	0.116 L	02-Mar-18 09:27	1
PFTrDA	ND	0.534	5.39	8.64		B8B0131	22-Feb-18	0.116 L	02-Mar-18 09:27	1
PFTeDA	ND	0.816	5.39	8.64		B8B0131	22-Feb-18	0.116 L	02-Mar-18 09:27	1

Labeled Standards	Type	% Recovery	Limits	Qualifiers	Batch	Extracted	Samp Size	Analyzed	Dilution
13C3-PFBS	IS	98.8	50 - 150		B8B0131	22-Feb-18	0.116 L	02-Mar-18 09:27	1
13C2-PFHxA	IS	84.3	50 - 150		B8B0131	22-Feb-18	0.116 L	02-Mar-18 09:27	1
13C4-PFHpA	IS	83.9	50 - 150		B8B0131	22-Feb-18	0.116 L	02-Mar-18 09:27	1
18O2-PFHxS	IS	94.7	50 - 150		B8B0131	22-Feb-18	0.116 L	02-Mar-18 09:27	1
13C2-PFOA	IS	82.6	50 - 150		B8B0131	22-Feb-18	0.116 L	02-Mar-18 09:27	1
13C8-PFOS	IS	83.3	50 - 150		B8B0131	22-Feb-18	0.116 L	02-Mar-18 09:27	1
13C5-PFNA	IS	86.4	50 - 150		B8B0131	22-Feb-18	0.116 L	02-Mar-18 09:27	1
13C2-PFDA	IS	75.3	50 - 150		B8B0131	22-Feb-18	0.116 L	02-Mar-18 09:27	1
d3-MeFOSAA	IS	64.0	50 - 150		B8B0131	22-Feb-18	0.116 L	02-Mar-18 09:27	1
13C2-PFUnA	IS	71.4	50 - 150		B8B0131	22-Feb-18	0.116 L	02-Mar-18 09:27	1
d5-EtFOSAA	IS	68.5	50 - 150		B8B0131	22-Feb-18	0.116 L	02-Mar-18 09:27	1
13C2-PFDoA	IS	70.2	50 - 150		B8B0131	22-Feb-18	0.116 L	02-Mar-18 09:27	1
13C2-PFTeDA	IS	67.3	50 - 150		B8B0131	22-Feb-18	0.116 L	02-Mar-18 09:27	1

DL - Detection Limit

LOD - Limit of Detection  
LOQ - Limit of quantitation

LCL-UCL- Lower control limit - upper control limit  
Results reported to the DL.

When reported, PFHxS, PFOA and PFOS include both linear and branched isomers.  
Only the linear isomer is reported for all other analytes.

## **DATA QUALIFIERS & ABBREVIATIONS**

<b>B</b>	<b>This compound was also detected in the method blank.</b>
<b>D</b>	<b>Dilution</b>
<b>E</b>	<b>The associated compound concentration exceeded the calibration range of the instrument.</b>
<b>H</b>	<b>Recovery and/or RPD was outside laboratory acceptance limits.</b>
<b>I</b>	<b>Chemical Interference</b>
<b>J</b>	<b>The amount detected is below the Reporting Limit/LOQ.</b>
<b>M</b>	<b>Estimated Maximum Possible Concentration. (CA Region 2 projects only)</b>
<b>*</b>	<b>See Cover Letter</b>
<b>Conc.</b>	<b>Concentration</b>
<b>NA</b>	<b>Not applicable</b>
<b>ND</b>	<b>Not Detected</b>
<b>TEQ</b>	<b>Toxic Equivalency</b>
<b>U</b>	<b>Not Detected (specific projects only)</b>

**Unless otherwise noted, solid sample results are reported in dry weight. Tissue samples are reported in wet weight.**

## CERTIFICATIONS

<b>Accrediting Authority</b>	<b>Certificate Number</b>
Alaska Department of Environmental Conservation	17-013
Arkansas Department of Environmental Quality	17-015-0
California Department of Health – ELAP	2892
DoD ELAP - A2LA Accredited - ISO/IEC 17025:2005	3091.01
Florida Department of Health	E87777-18
Hawaii Department of Health	N/A
Louisiana Department of Environmental Quality	01977
Maine Department of Health	2016026
Minnesota Department of Health	1322288
New Hampshire Environmental Accreditation Program	207717
New Jersey Department of Environmental Protection	CA003
New York Department of Health	11411
Oregon Laboratory Accreditation Program	4042-008
Pennsylvania Department of Environmental Protection	014
Texas Commission on Environmental Quality	T104704189-17-8
Virginia Department of General Services	9077
Washington Department of Ecology	C584
Wisconsin Department of Natural Resources	998036160

*Current certificates and lists of licensed parameters are located in the Quality Assurance office and are available upon request.*



# CHAIN OF CUSTODY

**For Laboratory Use Only**  
 Work Order #: 1800329 Temp: 0.3 °C  
 Storage ID: WR-2 Storage Secured: Yes  No

Project ID: NALF Fortress WFO1 PO#: 10006-7-105444 Sampler: M. Gillespie  
 (name)

TAT Standard:  21 days  
 (check one): Rush (surcharge may apply)  
 14 days  7 days Specify: \_\_\_\_\_

Invoice to: Name Company Address City State Ph# Fax#

Tiffany Hill CH2M 5701 Cleveland St Suite 200 Virginia Beach VA 541-765-3109

Relinquished by (printed name and signature) Date Time Received by (printed name and signature) Date Time

Kathryn Smith 2/15/18 1900 B. Benedict 02/16/18 09 33

Relinquished by (printed name and signature) Date Time Received by (printed name and signature) Date Time

SHIP TO: Vista Analytical Laboratory  
 1104 Windfield Way  
 El Dorado Hills, CA 95762  
 (916) 673-1520 \* Fax (916) 673-0106  
 Method of Shipment: Fed Ex  
 Tracking No.: \_\_\_\_\_  
 ATTN: Martha Meier

Quantity	Type	Matrix	PFON/PDS	UCMR3 PFAS List 6	337 List 14	Full List of 26	Other: Please List Below	PFON/PDS	UCMR3 PFAS List 6	PFAS List 14	Comments	Add Analysis(es) Requested		
												Mod. EPA Method 537	EPA Method 537(DW only)	
2	P	AQ												

Sample ID	Date	Time	Location/Sample Description
<u>0F-RW08-FBO1-0218</u>	<u>2/15/18</u>	<u>1140</u>	<u>FB</u>
<u>0F-RW63-INFO1-0218</u>		<u>1458</u>	<u>GAC INF</u>
<u>0F-RW63-MID01-0218</u>		<u>1459</u>	<u>GAC MID</u>
<u>0F-RW63-EFF01-0218</u>		<u>1500</u>	<u>GAC EFF</u>
<u>0F-RW63-FBO1-0218</u>		<u>1501</u>	<u>FB</u>
<u>0F-RW44-INFO1-0218</u>	<u>2/14/18</u>	<u>1128</u>	<u>GAC INF</u>
<u>0F-RW44-MID01-0218</u>		<u>1131</u>	<u>GAC MID</u>
<u>0F-RW44-EFF01-0218</u>		<u>1134</u>	<u>GAC EFF</u>
<u>0F-RW44-FBO1-0218</u>		<u>1135</u>	<u>FB</u>
<u>0F-RW23-INFO1-0218</u>		<u>1042</u>	<u>GAC INF</u>

Special Instructions/Comments: \_\_\_\_\_  
 \_\_\_\_\_  
 \_\_\_\_\_  
 \_\_\_\_\_

SEND DOCUMENTATION AND RESULTS TO:  
 Name: Tiffany Hill  
 Company: CH2M  
 Address: 5701 Cleveland St Suite 200  
 City: Virginia Beach State: VA Zip: 23462  
 Phone: 541-765-3109 Fax: \_\_\_\_\_  
 Email: Tiffany.Hill@ch2m.com

Container Types: P= HDPE, PJ= HDPE Jar  
 Bottle Preservation Type: T = Thiosulfate, TZ = Trizma:  
 Matrix Types: AQ = Aqueous, DW = Drinking Water, EF = Effluent, PP = Pulp/Paper, SD = Sediment, SL = Sludge, SO = Soil, WW = Wastewater, B = Blood/Serum, O = Other:





# CHAIN OF CUSTODY

**For Laboratory Use Only**  
 Work Order #: 1800329 Temp: 0.3 °C  
 Storage ID: WR-2 Storage Secured: Yes  No

Project ID: NALE Fentress WFDI PO#: 18006-7-105449 Sampler: M. Gillespie  
 (name)

TAT Standard:  21 days  
 (check one): Rush (surcharge may apply)  
 14 days  7 days Specify: \_\_\_\_\_

Invoice to: Name	Company	Address	City	State	Ph#	Fax#
<u>Tiffany Hill</u>	<u>CH2M</u>	<u>5701 Cleveland St. Suite 200</u>	<u>Virginia Beach</u>	<u>VA</u>	<u>541-768-3109</u>	
Relinquished by (printed name and signature)	Date	Time	Received by (printed name and signature)	Date	Time	
<u>Kathryn Smith</u>	<u>5/15/18</u>	<u>1900</u>	<u>B. Benedict</u>	<u>02/16/18</u>	<u>0933</u>	
Relinquished by (printed name and signature)	Date	Time	Received by (printed name and signature)	Date	Time	

SHIP TO: Vista Analytical Laboratory  
 1104 Windfield Way  
 El Dorado Hills, CA 95762  
 (916) 673-1520 \* Fax (916) 673-0106  
 ATTN: Mantha Mair  
 Method of Shipment: Fed Ex  
 Tracking No.: \_\_\_\_\_

Quantity	Type	Matrix	PFON/PFOS	UCMR3 PFAS List 6	537 List 14	Full List of 26	Other: Please List Below	PFON/PFOS	UCMR3 PFAS List 6	PFAS List 14	Comments
<u>2</u>	<u>P</u>	<u>AQ</u>		<u>X</u>							
				<u>X</u>							
				<u>X</u>							
				<u>X</u>							
				<u>X</u>							
				<u>X</u>							
				<u>X</u>							
				<u>X</u>							
				<u>X</u>							
				<u>X</u>							

Sample ID	Date	Time	Location/Sample Description	Quantity	Type	Matrix	PFON/PFOS	UCMR3 PFAS List 6	537 List 14	Full List of 26	Other: Please List Below	PFON/PFOS	UCMR3 PFAS List 6	PFAS List 14	Comments
<u>QF-RWS9-INF01-0218</u>	<u>2/14/18</u>	<u>1332</u>	<u>GAC INF</u>	<u>2</u>	<u>P</u>	<u>AQ</u>		<u>X</u>							
<u>QF-RWS9-INF01P-0218</u>		<u>1333</u>	<u>GAC INF</u>					<u>X</u>							
<u>QF-RWS9-MID01-0218</u>		<u>1335</u>	<u>GAC MID</u>					<u>X</u>							
<u>QF-RWS9-EFF01-0218</u>		<u>1336</u>	<u>GAC EFF</u>					<u>X</u>							
<u>QF-RWS9-FB01-0218</u>		<u>1332</u>	<u>FB</u>					<u>X</u>							
<u>QF-RWS9-INF01-0218</u>	<u>2/15/18</u>	<u>1137</u>	<u>GAC INF</u>					<u>X</u>							
<u>QF-RWS9-MID01-0218</u>		<u>1138</u>	<u>GAC MID</u>					<u>X</u>							
<u>QF-RWS9-EFF01-0218</u>		<u>1139</u>	<u>GAC EFF</u>					<u>X</u>							
<u>QF-RWS9-EFF01-0218-MS</u>		<u>1139</u>	<u>GAC EFF</u>					<u>X</u>							
<u>QF-RWS9-EFF01-0218-SD</u>		<u>1139</u>	<u>GAC EFF</u>					<u>X</u>							

Special Instructions/Comments: \_\_\_\_\_  
 \_\_\_\_\_  
 \_\_\_\_\_  
 \_\_\_\_\_

**SEND DOCUMENTATION AND RESULTS TO:**  
 Name: Tiffany Hill  
 Company: CH2M  
 Address: 5701 Cleveland St Suite 200  
 City: Virginia Beach State: VA Zip: 23462  
 Phone: 541-768-3109 Fax: \_\_\_\_\_  
 Email: Tiffany.Hill@ch2m.com

Container Types: P = HDPE, PJ = HDPE Jar  
 Bottle Preservation Type: T = Thiosulfate, TZ = Trizma:  
 O = Other: \_\_\_\_\_  
 Matrix Types: AQ = Aqueous, DW = Drinking Water, EF = Effluent, PP = Pulp/Paper, SD = Sediment, SL = Sludge, SO = Soil, WW = Wastewater, B = Blood/Serum, O = Other: \_\_\_\_\_

**Sample Log-in Checklist**

Vista Work Order #: 1800323 <sup>1800329</sup> TAT 14  
1800323 02/16/18

<b>Samples Arrival:</b>	Date/Time: <u>02/16/18 0902</u>	Initials: <u>VBDB</u>	Location: <u>WR-2</u>
			Shelf/Rack: <u>NA</u>
<b>Logged In:</b>	Date/Time: <u>02/16/18 1304</u>	Initials: <u>VBDB</u>	Location: <u>WR-2</u>
			Shelf/Rack: <u>E2</u>
<b>Delivered By:</b>	<input checked="" type="radio"/> FedEx	<input type="radio"/> UPS	<input type="radio"/> On Trac
		<input type="radio"/> GSO	<input type="radio"/> DHL
		<input type="radio"/> Hand Delivered	<input type="radio"/> Other
<b>Preservation:</b>	<input checked="" type="radio"/> Ice	<input type="radio"/> Blue Ice	<input type="radio"/> Dry Ice
	<input type="radio"/> None		
Temp °C: <u>0.0</u> (uncorrected)	Time: <u>0954</u>	Thermometer ID: <u>DT-3</u>	
Temp °C: <u>0.0</u> (corrected)	Probe used: Yes <input checked="" type="checkbox"/> No <input type="checkbox"/>	<u>RA-1304 2/16/18</u>	

	YES	NO	NA
Adequate Sample Volume Received? <u>A/B</u>	<input checked="" type="checkbox"/>		
Holding Time Acceptable?	<input checked="" type="checkbox"/>		
Shipping Container(s) Intact?	<input checked="" type="checkbox"/>		
Shipping Custody Seals Intact?	<input checked="" type="checkbox"/>		
Shipping Documentation Present?	<input checked="" type="checkbox"/>		
Airbill <u>2013</u> Trk # <u>7714 9767 4059</u>	<input checked="" type="checkbox"/>		
Sample Container Intact?	<input checked="" type="checkbox"/>		
Sample Custody Seals Intact?	<input checked="" type="checkbox"/>		<input checked="" type="checkbox"/>
Chain of Custody / Sample Documentation Present?	<input checked="" type="checkbox"/>		
COC Anomaly/Sample Acceptance Form completed?		<input checked="" type="checkbox"/>	<input checked="" type="checkbox"/>
If Chlorinated or Drinking Water Samples, Acceptable Preservation?			
Preservation Documented:	<input type="radio"/> Na <sub>2</sub> S <sub>2</sub> O <sub>3</sub>	<input type="radio"/> Trizma	<input checked="" type="radio"/> None
	<input checked="" type="radio"/> Yes	<input checked="" type="radio"/> No	<input checked="" type="radio"/> NA
Shipping Container	<input checked="" type="radio"/> Vista	<input checked="" type="radio"/> Client	<input checked="" type="radio"/> Retain
	<input type="radio"/> Return	<input type="radio"/> Dispose	

Comments: OF-RW63-INFO1-028 A/B  
MID01  
 ↓  
EFF01  
 ↓  
FBO1

### Sample Log-in Checklist

Vista Work Order #: 1800329 TAT 14

Samples Arrival:	Date/Time 02/16/18 0902	Initials: UBB	Location: WR-2
Logged In:	Date/Time 02/16/18 1501	Initials: UBB	Location: WR-2
Delivered By:	<input checked="" type="checkbox"/> FedEx	<input type="checkbox"/> UPS	<input type="checkbox"/> On Trac
Preservation:	<input checked="" type="checkbox"/> Ice	<input type="checkbox"/> Blue Ice	<input type="checkbox"/> Dry Ice
Temp °C: 0.4 (uncorrected)	Time: 0931	Thermometer ID: IR-4	
Temp °C: 0.3 (corrected)	Probe used: Yes <input type="checkbox"/> No <input checked="" type="checkbox"/>		

	YES	NO	NA
Adequate Sample Volume Received?	✓		
Holding Time Acceptable?	✓		
Shipping Container(s) Intact?	✓		
Shipping Custody Seals Intact?	✓		
Shipping Documentation Present?	✓		
Airbill 30f3 Trk # 9714 9767 3924	✓		
Sample Container Intact?	✓		
Sample Custody Seals Intact?			✓
Chain of Custody / Sample Documentation Present?	✓		
COC Anomaly/Sample Acceptance Form completed?			✓
If Chlorinated or Drinking Water Samples, Acceptable Preservation?			✓
Preservation Documented:	Na <sub>2</sub> S <sub>2</sub> O <sub>3</sub>	Trizma	<input checked="" type="radio"/> None
Shipping Container	<input checked="" type="radio"/> Vista	Client	<input checked="" type="radio"/> Retain

Comments:

March 12, 2018

**Vista Work Order No. 1800329**

Ms. Tiffany Hill  
CH2M Hill  
1100 NE Circle Blvd. Suite 300  
Corvallis, OR 97330

Dear Ms. Hill,

Enclosed are the results for the sample set received at Vista Analytical Laboratory on February 16, 2018. This sample set was analyzed on a rush turn-around time, under your Project Name 'NALF Fentress WE01'.

Vista Analytical Laboratory is committed to serving you effectively. If you require additional information, please contact me at 916-673-1520 or by email at [mmaier@vista-analytical.com](mailto:mmaier@vista-analytical.com).

Thank you for choosing Vista as part of your analytical support team.

Sincerely,

Martha Maier  
Laboratory Director



*Vista Analytical Laboratory certifies that the report herein meets all the requirements set forth by NELAP for those applicable test methods. Results relate only to the samples as received by the laboratory. This report should not be reproduced except in full without the written approval of Vista.*

## Vista Work Order No. 1800329

### Case Narrative

#### Sample Condition on Receipt:

Eighteen aqueous samples were received in good condition and within the method temperature requirements. The samples were received and stored securely in accordance with Vista standard operating procedures and EPA methodology.

#### Analytical Notes:

##### Modified EPA Method 537

Samples "OF-RW59-INF01-0218", "OF-RW59-INF01P-0218", "OF-RW59-MID01-0218", "OF-RW44-MID01-0218", "OF-RW44-EFF01-0218" and "OF-RW42B-INF01-0218" contained particulate and were centrifuged prior to extraction.

The samples were extracted and analyzed for a selected list of PFAS using Modified EPA Method 537.

##### Holding Times

The samples were extracted and analyzed within the method hold times.

##### Quality Control

The Initial Calibration and Continuing Calibration Verifications met the method acceptance criteria.

A Method Blank and Ongoing Precision and Recovery (OPR) sample were extracted and analyzed with the preparation batch. No analytes were detected in the Method Blank above 1/2 the LOQ. The recovery of EtFOSAA was >130% in the OPR. This analyte was not detected in the samples. The recoveries of all other analytes were within the method acceptance criteria.

The extracts of samples "OF-RW08-MID01-0218", "OF-RW08-EFF01-0218", "OF-RW63-INF01-0218", "OF-RW63-MID01-0218" and the matrix spike/matrix spike duplicate were re-injected because one or more Injection Internal Standard Analyte response areas were outside of criteria. The results were similar in the second injection. The results from the original injections have been reported.

The labeled standard recoveries outside the acceptance criteria are listed in the table below.

As requested, an MS/MSD was performed on sample "OF-RW08-EFF01-0218". The MS/MSD recoveries were out of the acceptance criteria for PFTeDA.

## QC Anomalies

LabNumber	SampleName	Analysis	Analyte	Flag	%Rec
1800329-07	OF-RW08-MID01-0218	Modified EPA Method 537	13C3-PFBS	H	154
1800329-08	OF-RW08-EFF01-0218	Modified EPA Method 537	13C2-PFDoA	H	49.8
1800329-15	OF-RW44-MID01-0218	Modified EPA Method 537	13C2-PFTeDA	H	49.5
1800329-16	OF-RW44-EFF01-0218	Modified EPA Method 537	d3-MeFOSAA	H	42.8
B8B0131-MS1	B8B0131-MS1	Modified EPA Method 537	13C3-PFBS	H	194

H = Recovery was outside laboratory acceptance criteria.

## TABLE OF CONTENTS

Case Narrative.....	1
Table of Contents.....	4
Sample Inventory.....	5
Analytical Results.....	7
Qualifiers.....	29
Certifications.....	30
Sample Receipt.....	31
Extraction Information.....	35
Sample Data - Modified EPA Method 537.....	40
IIS Areas, IBs and CCVs.....	217
ICAL with ICV and IB.....	275

# Sample Inventory Report

Vista Sample ID	Client Sample ID	Sampled	Received	Components/Containers
1800329-01	OF-RW59-INF01-0218	14-Feb-18 13:32	16-Feb-18 09:02	HDPE Bottle, 125 mL
1800329-02	OF-RW59-INF01P-0218	14-Feb-18 13:33	16-Feb-18 09:02	HDPE Bottle, 125 mL
1800329-03	OF-RW59-MID01-0218	14-Feb-18 13:35	16-Feb-18 09:02	HDPE Bottle, 125 mL
1800329-04	OF-RW59-EFF01-0218	14-Feb-18 13:36	16-Feb-18 09:02	HDPE Bottle, 125 mL
1800329-05	OF-RW59-FB01-0218	14-Feb-18 13:32	16-Feb-18 09:02	HDPE Bottle, 125 mL
1800329-06	OF-RW08-INF01-0218	15-Feb-18 11:37	16-Feb-18 09:02	HDPE Bottle, 125 mL
1800329-07	OF-RW08-MID01-0218	15-Feb-18 11:38	16-Feb-18 09:02	HDPE Bottle, 125 mL
1800329-08	OF-RW08-EFF01-0218	MS/MSD15-Feb-18 11:39	16-Feb-18 09:02	HDPE Bottle, 125 mL
1800329-09	OF-RW08-FB01-0218	15-Feb-18 11:40	16-Feb-18 09:02	HDPE Bottle, 125 mL
1800329-10	OF-RW63-INF01-0218	15-Feb-18 14:58	16-Feb-18 09:02	HDPE Bottle, 125 mL
1800329-11	OF-RW63-MID-0218	15-Feb-18 14:59	16-Feb-18 09:02	HDPE Bottle, 125 mL
1800329-12	OF-RW63-EFF01-0218	15-Feb-18 15:00	16-Feb-18 09:02	HDPE Bottle, 125 mL
1800329-13	OF-RW63-FB01-0218	15-Feb-18 15:01	16-Feb-18 09:02	HDPE Bottle, 125 mL
1800329-14	OF-RW44-INF01-0218	14-Feb-18 11:28	16-Feb-18 09:02	HDPE Bottle, 125 mL
1800329-15	OF-RW44-MID01-0218	14-Feb-18 11:31	16-Feb-18 09:02	HDPE Bottle, 125 mL
1800329-16	OF-RW44-EFF01-0218	14-Feb-18 11:34	16-Feb-18 09:02	HDPE Bottle, 125 mL
1800329-17	OF-RW44-FB01-0218	14-Feb-18 11:35	16-Feb-18 09:02	HDPE Bottle, 125 mL
1800329-18	OF-RW42B-INF01-0218	14-Feb-18 10:42	16-Feb-18 09:02	HDPE Bottle, 125 mL

Vista Project: 1800329

Client Project: NALF Fentress WE01



# Sample Inventory Report

<b>Vista Sample ID</b>	<b>Client Sample ID</b>	<b>Sampled</b>	<b>Received</b>	<b>Components/Containers</b>
1800329-18	OF-RW42B-INF01-0218	14-Feb-18 10:42	16-Feb-18 09:02	HDPE Bottle, 125 mL

## **ANALYTICAL RESULTS**

**Sample ID: Method Blank** **Modified EPA Method 537**

<b>Client Data</b>					<b>Laboratory Data</b>					
Name:	CH2M Hill	Matrix:	Aqueous		Lab Sample:	B8B0131-BLK1	Column:	BEH C18		
Project:	NALF Fentress WE01									

Analyte	Conc. (ng/L)	DL	LOD	LOQ	Qualifiers	Batch	Extracted	Samp Size	Analyzed	Dilution
PFBS	ND	1.79	5.00	8.00		B8B0131	22-Feb-18	0.125 L	02-Mar-18 05:04	1
PFHxA	ND	2.18	5.00	8.00		B8B0131	22-Feb-18	0.125 L	02-Mar-18 05:04	1
PFHpA	ND	0.591	5.00	8.00		B8B0131	22-Feb-18	0.125 L	02-Mar-18 05:04	1
PFHxS	ND	0.947	5.00	8.00		B8B0131	22-Feb-18	0.125 L	02-Mar-18 05:04	1
PFOA	ND	0.651	5.00	8.00		B8B0131	22-Feb-18	0.125 L	02-Mar-18 05:04	1
PFOS	ND	0.807	5.00	8.00		B8B0131	22-Feb-18	0.125 L	02-Mar-18 05:04	1
PFNA	ND	0.810	5.00	8.00		B8B0131	22-Feb-18	0.125 L	02-Mar-18 05:04	1
PFDA	ND	1.49	5.00	8.00		B8B0131	22-Feb-18	0.125 L	02-Mar-18 05:04	1
MeFOSAA	ND	1.65	5.00	8.00		B8B0131	22-Feb-18	0.125 L	02-Mar-18 05:04	1
PFUnA	ND	1.05	5.00	8.00		B8B0131	22-Feb-18	0.125 L	02-Mar-18 05:04	1
EtFOSAA	ND	1.37	5.00	8.00		B8B0131	22-Feb-18	0.125 L	02-Mar-18 05:04	1
PFDoA	ND	0.792	5.00	8.00		B8B0131	22-Feb-18	0.125 L	02-Mar-18 05:04	1
PFTrDA	ND	0.494	5.00	8.00		B8B0131	22-Feb-18	0.125 L	02-Mar-18 05:04	1
PFTeDA	ND	0.755	5.00	8.00		B8B0131	22-Feb-18	0.125 L	02-Mar-18 05:04	1

Labeled Standards	Type	% Recovery	Limits	Qualifiers	Batch	Extracted	Samp Size	Analyzed	Dilution
13C3-PFBS	IS	93.0	50 - 150		B8B0131	22-Feb-18	0.125 L	02-Mar-18 05:04	1
13C2-PFHxA	IS	95.7	50 - 150		B8B0131	22-Feb-18	0.125 L	02-Mar-18 05:04	1
13C4-PFHpA	IS	101	50 - 150		B8B0131	22-Feb-18	0.125 L	02-Mar-18 05:04	1
18O2-PFHxS	IS	92.5	50 - 150		B8B0131	22-Feb-18	0.125 L	02-Mar-18 05:04	1
13C2-PFOA	IS	91.9	50 - 150		B8B0131	22-Feb-18	0.125 L	02-Mar-18 05:04	1
13C8-PFOS	IS	91.0	50 - 150		B8B0131	22-Feb-18	0.125 L	02-Mar-18 05:04	1
13C5-PFNA	IS	82.4	50 - 150		B8B0131	22-Feb-18	0.125 L	02-Mar-18 05:04	1
13C2-PFDA	IS	71.7	50 - 150		B8B0131	22-Feb-18	0.125 L	02-Mar-18 05:04	1
d3-MeFOSAA	IS	68.7	50 - 150		B8B0131	22-Feb-18	0.125 L	02-Mar-18 05:04	1
13C2-PFUnA	IS	68.5	50 - 150		B8B0131	22-Feb-18	0.125 L	02-Mar-18 05:04	1
d5-EtFOSAA	IS	80.8	50 - 150		B8B0131	22-Feb-18	0.125 L	02-Mar-18 05:04	1
13C2-PFDoA	IS	73.7	50 - 150		B8B0131	22-Feb-18	0.125 L	02-Mar-18 05:04	1
13C2-PFTeDA	IS	71.8	50 - 150		B8B0131	22-Feb-18	0.125 L	02-Mar-18 05:04	1

DL - Detection Limit

LOD - Limit of Detection  
LOQ - Limit of quantitation

LCL-UCL- Lower control limit - upper control limit  
Results reported to the DL.

When reported, PFHxS, PFOA and PFOS include both linear and branched isomers.  
Only the linear isomer is reported for all other analytes.

**Sample ID: OPR**

**Modified EPA Method 537**

Client Data				Laboratory Data			
Name:	CH2M Hill	Matrix:	Aqueous	Lab Sample:	B8B0131-BS1	Column:	BEH C18
Project:	NALF Fentress WE01						

Analyte	Amt Found (ng/L)	Spike Amt	% Rec	Limits	Qualifiers	Batch	Extracted	Samp Size	Analyzed	Dilution
PFBS	82.1	80.0	103	70-130		B8B0131	22-Feb-18	0.125 L	02-Mar-18 04:52	1
PFHxA	79.8	80.0	99.8	70-130		B8B0131	22-Feb-18	0.125 L	02-Mar-18 04:52	1
PFHpA	80.6	80.0	101	70-130		B8B0131	22-Feb-18	0.125 L	02-Mar-18 04:52	1
PFHxS	88.3	80.0	110	70-130		B8B0131	22-Feb-18	0.125 L	02-Mar-18 04:52	1
PFOA	85.0	80.0	106	70-130		B8B0131	22-Feb-18	0.125 L	02-Mar-18 04:52	1
PFOS	78.7	80.0	98.4	70-130		B8B0131	22-Feb-18	0.125 L	02-Mar-18 04:52	1
PFNA	77.1	80.0	96.4	70-130		B8B0131	22-Feb-18	0.125 L	02-Mar-18 04:52	1
PFDA	77.8	80.0	97.3	70-130		B8B0131	22-Feb-18	0.125 L	02-Mar-18 04:52	1
MeFOSAA	80.4	80.0	101	70-130		B8B0131	22-Feb-18	0.125 L	02-Mar-18 04:52	1
PFUnA	76.0	80.0	95.0	70-130		B8B0131	22-Feb-18	0.125 L	02-Mar-18 04:52	1
EtFOSAA	106	80.0	133	70-130	H	B8B0131	22-Feb-18	0.125 L	02-Mar-18 04:52	1
PFDoA	68.6	80.0	85.8	70-130		B8B0131	22-Feb-18	0.125 L	02-Mar-18 04:52	1
PFTrDA	70.9	80.0	88.7	60-130		B8B0131	22-Feb-18	0.125 L	02-Mar-18 04:52	1
PFTeDA	56.0	80.0	70.0	70-130		B8B0131	22-Feb-18	0.125 L	02-Mar-18 04:52	1

Labeled Standards	Type	% Rec	Limits	Qualifiers	Batch	Extracted	Samp Size	Analyzed	Dilution
13C3-PFBS	IS	89.4	50- 150		B8B0131	22-Feb-18	0.125 L	02-Mar-18 04:52	1
13C2-PFHxA	IS	89.3	50- 150		B8B0131	22-Feb-18	0.125 L	02-Mar-18 04:52	1
13C4-PFHpA	IS	93.1	50- 150		B8B0131	22-Feb-18	0.125 L	02-Mar-18 04:52	1
18O2-PFHxS	IS	87.2	50- 150		B8B0131	22-Feb-18	0.125 L	02-Mar-18 04:52	1
13C2-PFOA	IS	89.6	50- 150		B8B0131	22-Feb-18	0.125 L	02-Mar-18 04:52	1
13C8-PFOS	IS	90.2	50- 150		B8B0131	22-Feb-18	0.125 L	02-Mar-18 04:52	1
13C5-PFNA	IS	81.3	50- 150		B8B0131	22-Feb-18	0.125 L	02-Mar-18 04:52	1
13C2-PFDA	IS	67.8	50- 150		B8B0131	22-Feb-18	0.125 L	02-Mar-18 04:52	1
d3-MeFOSAA	IS	57.9	50- 150		B8B0131	22-Feb-18	0.125 L	02-Mar-18 04:52	1
13C2-PFUnA	IS	60.1	50- 150		B8B0131	22-Feb-18	0.125 L	02-Mar-18 04:52	1
d5-EtFOSAA	IS	52.6	50- 150		B8B0131	22-Feb-18	0.125 L	02-Mar-18 04:52	1
13C2-PFDoA	IS	65.7	50- 150		B8B0131	22-Feb-18	0.125 L	02-Mar-18 04:52	1
13C2-PFTeDA	IS	67.8	50- 150		B8B0131	22-Feb-18	0.125 L	02-Mar-18 04:52	1

**Sample ID: OF-RW59-INF01-0218**

**Modified EPA Method 537**

Client Data				Laboratory Data			
Name:	CH2M Hill	Matrix:	Aqueous	Lab Sample:	1800329-01	Column:	BEH C18
Project:	NALF Fentress WE01	Date Collected:	14-Feb-18 13:32	Date Received:	16-Feb-18 09:02		
Location:	GAC INF						

Analyte	Conc. (ng/L)	DL	LOD	LOQ	Qualifiers	Batch	Extracted	Samp Size	Analyzed	Dilution
PFBS	9.84	1.95	5.43	8.72		B8B0131	22-Feb-18	0.115 L	02-Mar-18 05:38	1
PFHxA	25.6	2.38	5.43	8.72		B8B0131	22-Feb-18	0.115 L	02-Mar-18 05:38	1
PFHpA	4.66	0.645	5.43	8.72	J	B8B0131	22-Feb-18	0.115 L	02-Mar-18 05:38	1
PFHxS	272	1.03	5.43	8.72		B8B0131	22-Feb-18	0.115 L	02-Mar-18 05:38	1
PFOA	59.9	0.710	5.43	8.72		B8B0131	22-Feb-18	0.115 L	02-Mar-18 05:38	1
PFOS	432	0.880	5.43	8.72		B8B0131	22-Feb-18	0.115 L	02-Mar-18 05:38	1
PFNA	ND	0.883	5.43	8.72		B8B0131	22-Feb-18	0.115 L	02-Mar-18 05:38	1
PFDA	ND	1.62	5.43	8.72		B8B0131	22-Feb-18	0.115 L	02-Mar-18 05:38	1
MeFOSAA	ND	1.80	5.43	8.72		B8B0131	22-Feb-18	0.115 L	02-Mar-18 05:38	1
PFOxA	ND	1.15	5.43	8.72		B8B0131	22-Feb-18	0.115 L	02-Mar-18 05:38	1
EtFOSAA	ND	1.49	5.43	8.72		B8B0131	22-Feb-18	0.115 L	02-Mar-18 05:38	1
PFOxA	ND	0.864	5.43	8.72		B8B0131	22-Feb-18	0.115 L	02-Mar-18 05:38	1
PFTeDA	ND	0.539	5.43	8.72		B8B0131	22-Feb-18	0.115 L	02-Mar-18 05:38	1
PFTeDA	ND	0.823	5.43	8.72		B8B0131	22-Feb-18	0.115 L	02-Mar-18 05:38	1

Labeled Standards	Type	% Recovery	Limits	Qualifiers	Batch	Extracted	Samp Size	Analyzed	Dilution
13C3-PFBS	IS	104	50 - 150		B8B0131	22-Feb-18	0.115 L	02-Mar-18 05:38	1
13C2-PFHxA	IS	89.8	50 - 150		B8B0131	22-Feb-18	0.115 L	02-Mar-18 05:38	1
13C4-PFHpA	IS	92.2	50 - 150		B8B0131	22-Feb-18	0.115 L	02-Mar-18 05:38	1
18O2-PFHxS	IS	92.3	50 - 150		B8B0131	22-Feb-18	0.115 L	02-Mar-18 05:38	1
13C2-PFOA	IS	91.5	50 - 150		B8B0131	22-Feb-18	0.115 L	02-Mar-18 05:38	1
13C8-PFOS	IS	85.8	50 - 150		B8B0131	22-Feb-18	0.115 L	02-Mar-18 05:38	1
13C5-PFNA	IS	83.2	50 - 150		B8B0131	22-Feb-18	0.115 L	02-Mar-18 05:38	1
13C2-PFDA	IS	72.5	50 - 150		B8B0131	22-Feb-18	0.115 L	02-Mar-18 05:38	1
d3-MeFOSAA	IS	65.9	50 - 150		B8B0131	22-Feb-18	0.115 L	02-Mar-18 05:38	1
13C2-PFOxA	IS	81.2	50 - 150		B8B0131	22-Feb-18	0.115 L	02-Mar-18 05:38	1
d5-EtFOSAA	IS	76.4	50 - 150		B8B0131	22-Feb-18	0.115 L	02-Mar-18 05:38	1
13C2-PFOxA	IS	75.0	50 - 150		B8B0131	22-Feb-18	0.115 L	02-Mar-18 05:38	1
13C2-PFTeDA	IS	92.5	50 - 150		B8B0131	22-Feb-18	0.115 L	02-Mar-18 05:38	1

DL - Detection Limit

LOD - Limit of Detection  
LOQ - Limit of quantitation

LCL-UCL- Lower control limit - upper control limit  
Results reported to the DL.

When reported, PFHxS, PFOA and PFOS include both linear and branched isomers.  
Only the linear isomer is reported for all other analytes.

**Sample ID: OF-RW59-INF01P-0218**

**Modified EPA Method 537**

Client Data				Laboratory Data			
Name:	CH2M Hill	Matrix:	Aqueous	Lab Sample:	1800329-02	Column:	BEH C18
Project:	NALF Fentress WE01	Date Collected:	14-Feb-18 13:33	Date Received:	16-Feb-18 09:02		
Location:	GAC INF						

Analyte	Conc. (ng/L)	DL	LOD	LOQ	Qualifiers	Batch	Extracted	Samp Size	Analyzed	Dilution
PFBS	10.1	1.90	5.30	8.48		B8B0131	22-Feb-18	0.118 L	02-Mar-18 05:50	1
PFHxA	25.6	2.31	5.30	8.48		B8B0131	22-Feb-18	0.118 L	02-Mar-18 05:50	1
PFHpA	4.20	0.627	5.30	8.48	J	B8B0131	22-Feb-18	0.118 L	02-Mar-18 05:50	1
PFHxS	252	1.00	5.30	8.48		B8B0131	22-Feb-18	0.118 L	02-Mar-18 05:50	1
PFOA	72.0	0.690	5.30	8.48		B8B0131	22-Feb-18	0.118 L	02-Mar-18 05:50	1
PFOS	438	0.856	5.30	8.48		B8B0131	22-Feb-18	0.118 L	02-Mar-18 05:50	1
PFNA	ND	0.859	5.30	8.48		B8B0131	22-Feb-18	0.118 L	02-Mar-18 05:50	1
PFDA	ND	1.58	5.30	8.48		B8B0131	22-Feb-18	0.118 L	02-Mar-18 05:50	1
MeFOSAA	ND	1.75	5.30	8.48		B8B0131	22-Feb-18	0.118 L	02-Mar-18 05:50	1
PFUnA	ND	1.11	5.30	8.48		B8B0131	22-Feb-18	0.118 L	02-Mar-18 05:50	1
EtFOSAA	ND	1.45	5.30	8.48		B8B0131	22-Feb-18	0.118 L	02-Mar-18 05:50	1
PFDoA	ND	0.840	5.30	8.48		B8B0131	22-Feb-18	0.118 L	02-Mar-18 05:50	1
PFTrDA	ND	0.524	5.30	8.48		B8B0131	22-Feb-18	0.118 L	02-Mar-18 05:50	1
PFTeDA	ND	0.801	5.30	8.48		B8B0131	22-Feb-18	0.118 L	02-Mar-18 05:50	1

Labeled Standards	Type	% Recovery	Limits	Qualifiers	Batch	Extracted	Samp Size	Analyzed	Dilution
13C3-PFBS	IS	95.2	50 - 150		B8B0131	22-Feb-18	0.118 L	02-Mar-18 05:50	1
13C2-PFHxA	IS	93.8	50 - 150		B8B0131	22-Feb-18	0.118 L	02-Mar-18 05:50	1
13C4-PFHpA	IS	95.5	50 - 150		B8B0131	22-Feb-18	0.118 L	02-Mar-18 05:50	1
18O2-PFHxS	IS	99.5	50 - 150		B8B0131	22-Feb-18	0.118 L	02-Mar-18 05:50	1
13C2-PFOA	IS	86.0	50 - 150		B8B0131	22-Feb-18	0.118 L	02-Mar-18 05:50	1
13C8-PFOS	IS	72.8	50 - 150		B8B0131	22-Feb-18	0.118 L	02-Mar-18 05:50	1
13C5-PFNA	IS	80.3	50 - 150		B8B0131	22-Feb-18	0.118 L	02-Mar-18 05:50	1
13C2-PFDA	IS	91.3	50 - 150		B8B0131	22-Feb-18	0.118 L	02-Mar-18 05:50	1
d3-MeFOSAA	IS	65.7	50 - 150		B8B0131	22-Feb-18	0.118 L	02-Mar-18 05:50	1
13C2-PFUnA	IS	83.8	50 - 150		B8B0131	22-Feb-18	0.118 L	02-Mar-18 05:50	1
d5-EtFOSAA	IS	82.6	50 - 150		B8B0131	22-Feb-18	0.118 L	02-Mar-18 05:50	1
13C2-PFDoA	IS	69.7	50 - 150		B8B0131	22-Feb-18	0.118 L	02-Mar-18 05:50	1
13C2-PFTeDA	IS	99.1	50 - 150		B8B0131	22-Feb-18	0.118 L	02-Mar-18 05:50	1

DL - Detection Limit

LOD - Limit of Detection  
LOQ - Limit of quantitation

LCL-UCL- Lower control limit - upper control limit  
Results reported to the DL.

When reported, PFHxS, PFOA and PFOS include both linear and branched isomers.  
Only the linear isomer is reported for all other analytes.

**Sample ID: OF-RW59-MID01-0218**

**Modified EPA Method 537**

Client Data				Laboratory Data			
Name:	CH2M Hill	Matrix:	Aqueous	Lab Sample:	1800329-03	Column:	BEH C18
Project:	NALF Fentress WE01	Date Collected:	14-Feb-18 13:35	Date Received:	16-Feb-18 09:02		
Location:	GAC MID						

Analyte	Conc. (ng/L)	DL	LOD	LOQ	Qualifiers	Batch	Extracted	Samp Size	Analyzed	Dilution
PFBS	5.60	1.87	5.21	8.34	J	B8B0131	22-Feb-18	0.120 L	02-Mar-18 06:01	1
PFHxA	17.8	2.27	5.21	8.34		B8B0131	22-Feb-18	0.120 L	02-Mar-18 06:01	1
PFHpA	2.84	0.616	5.21	8.34	J	B8B0131	22-Feb-18	0.120 L	02-Mar-18 06:01	1
PFHxS	167	0.988	5.21	8.34		B8B0131	22-Feb-18	0.120 L	02-Mar-18 06:01	1
PFOA	40.9	0.679	5.21	8.34		B8B0131	22-Feb-18	0.120 L	02-Mar-18 06:01	1
PFOS	220	0.842	5.21	8.34		B8B0131	22-Feb-18	0.120 L	02-Mar-18 06:01	1
PFNA	ND	0.845	5.21	8.34		B8B0131	22-Feb-18	0.120 L	02-Mar-18 06:01	1
PFDA	ND	1.55	5.21	8.34		B8B0131	22-Feb-18	0.120 L	02-Mar-18 06:01	1
MeFOSAA	ND	1.72	5.21	8.34		B8B0131	22-Feb-18	0.120 L	02-Mar-18 06:01	1
PFUnA	ND	1.10	5.21	8.34		B8B0131	22-Feb-18	0.120 L	02-Mar-18 06:01	1
EtFOSAA	ND	1.43	5.21	8.34		B8B0131	22-Feb-18	0.120 L	02-Mar-18 06:01	1
PFDoA	ND	0.826	5.21	8.34		B8B0131	22-Feb-18	0.120 L	02-Mar-18 06:01	1
PFTrDA	ND	0.515	5.21	8.34		B8B0131	22-Feb-18	0.120 L	02-Mar-18 06:01	1
PFTeDA	ND	0.788	5.21	8.34		B8B0131	22-Feb-18	0.120 L	02-Mar-18 06:01	1

Labeled Standards	Type	% Recovery	Limits	Qualifiers	Batch	Extracted	Samp Size	Analyzed	Dilution
13C3-PFBS	IS	102	50 - 150		B8B0131	22-Feb-18	0.120 L	02-Mar-18 06:01	1
13C2-PFHxA	IS	82.8	50 - 150		B8B0131	22-Feb-18	0.120 L	02-Mar-18 06:01	1
13C4-PFHpA	IS	87.8	50 - 150		B8B0131	22-Feb-18	0.120 L	02-Mar-18 06:01	1
18O2-PFHxS	IS	101	50 - 150		B8B0131	22-Feb-18	0.120 L	02-Mar-18 06:01	1
13C2-PFOA	IS	94.5	50 - 150		B8B0131	22-Feb-18	0.120 L	02-Mar-18 06:01	1
13C8-PFOS	IS	83.0	50 - 150		B8B0131	22-Feb-18	0.120 L	02-Mar-18 06:01	1
13C5-PFNA	IS	89.3	50 - 150		B8B0131	22-Feb-18	0.120 L	02-Mar-18 06:01	1
13C2-PFDA	IS	98.7	50 - 150		B8B0131	22-Feb-18	0.120 L	02-Mar-18 06:01	1
d3-MeFOSAA	IS	62.7	50 - 150		B8B0131	22-Feb-18	0.120 L	02-Mar-18 06:01	1
13C2-PFUnA	IS	71.7	50 - 150		B8B0131	22-Feb-18	0.120 L	02-Mar-18 06:01	1
d5-EtFOSAA	IS	68.6	50 - 150		B8B0131	22-Feb-18	0.120 L	02-Mar-18 06:01	1
13C2-PFDoA	IS	80.3	50 - 150		B8B0131	22-Feb-18	0.120 L	02-Mar-18 06:01	1
13C2-PFTeDA	IS	91.6	50 - 150		B8B0131	22-Feb-18	0.120 L	02-Mar-18 06:01	1

DL - Detection Limit

LOD - Limit of Detection  
LOQ - Limit of quantitation

LCL-UCL- Lower control limit - upper control limit  
Results reported to the DL.

When reported, PFHxS, PFOA and PFOS include both linear and branched isomers.  
Only the linear isomer is reported for all other analytes.

**Sample ID: OF-RW59-EFF01-0218**

**Modified EPA Method 537**

Client Data				Laboratory Data			
Name:	CH2M Hill	Matrix:	Aqueous	Lab Sample:	1800329-04	Column:	BEH C18
Project:	NALF Fentress WE01	Date Collected:	14-Feb-18 13:36	Date Received:	16-Feb-18 09:02		
Location:	GAC EFF						

Analyte	Conc. (ng/L)	DL	LOD	LOQ	Qualifiers	Batch	Extracted	Samp Size	Analyzed	Dilution
PFBS	ND	1.84	5.12	8.22		B8B0131	22-Feb-18	0.122 L	02-Mar-18 06:13	1
PFHxA	3.09	2.24	5.12	8.22	J	B8B0131	22-Feb-18	0.122 L	02-Mar-18 06:13	1
PFHpA	0.892	0.608	5.12	8.22	J	B8B0131	22-Feb-18	0.122 L	02-Mar-18 06:13	1
PFHxS	29.5	0.973	5.12	8.22		B8B0131	22-Feb-18	0.122 L	02-Mar-18 06:13	1
PFOA	7.01	0.669	5.12	8.22	J	B8B0131	22-Feb-18	0.122 L	02-Mar-18 06:13	1
PFOS	59.2	0.830	5.12	8.22		B8B0131	22-Feb-18	0.122 L	02-Mar-18 06:13	1
PFNA	ND	0.833	5.12	8.22		B8B0131	22-Feb-18	0.122 L	02-Mar-18 06:13	1
PFDA	ND	1.53	5.12	8.22		B8B0131	22-Feb-18	0.122 L	02-Mar-18 06:13	1
MeFOSAA	ND	1.70	5.12	8.22		B8B0131	22-Feb-18	0.122 L	02-Mar-18 06:13	1
PFUnA	ND	1.08	5.12	8.22		B8B0131	22-Feb-18	0.122 L	02-Mar-18 06:13	1
EtFOSAA	ND	1.41	5.12	8.22		B8B0131	22-Feb-18	0.122 L	02-Mar-18 06:13	1
PFDoA	ND	0.814	5.12	8.22		B8B0131	22-Feb-18	0.122 L	02-Mar-18 06:13	1
PFTrDA	ND	0.508	5.12	8.22		B8B0131	22-Feb-18	0.122 L	02-Mar-18 06:13	1
PFTeDA	ND	0.776	5.12	8.22		B8B0131	22-Feb-18	0.122 L	02-Mar-18 06:13	1

Labeled Standards	Type	% Recovery	Limits	Qualifiers	Batch	Extracted	Samp Size	Analyzed	Dilution
13C3-PFBS	IS	97.5	50 - 150		B8B0131	22-Feb-18	0.122 L	02-Mar-18 06:13	1
13C2-PFHxA	IS	91.6	50 - 150		B8B0131	22-Feb-18	0.122 L	02-Mar-18 06:13	1
13C4-PFHpA	IS	88.3	50 - 150		B8B0131	22-Feb-18	0.122 L	02-Mar-18 06:13	1
18O2-PFHxS	IS	79.1	50 - 150		B8B0131	22-Feb-18	0.122 L	02-Mar-18 06:13	1
13C2-PFOA	IS	92.7	50 - 150		B8B0131	22-Feb-18	0.122 L	02-Mar-18 06:13	1
13C8-PFOS	IS	91.5	50 - 150		B8B0131	22-Feb-18	0.122 L	02-Mar-18 06:13	1
13C5-PFNA	IS	65.5	50 - 150		B8B0131	22-Feb-18	0.122 L	02-Mar-18 06:13	1
13C2-PFDA	IS	72.5	50 - 150		B8B0131	22-Feb-18	0.122 L	02-Mar-18 06:13	1
d3-MeFOSAA	IS	64.3	50 - 150		B8B0131	22-Feb-18	0.122 L	02-Mar-18 06:13	1
13C2-PFUnA	IS	80.4	50 - 150		B8B0131	22-Feb-18	0.122 L	02-Mar-18 06:13	1
d5-EtFOSAA	IS	73.5	50 - 150		B8B0131	22-Feb-18	0.122 L	02-Mar-18 06:13	1
13C2-PFDoA	IS	70.6	50 - 150		B8B0131	22-Feb-18	0.122 L	02-Mar-18 06:13	1
13C2-PFTeDA	IS	77.3	50 - 150		B8B0131	22-Feb-18	0.122 L	02-Mar-18 06:13	1

DL - Detection Limit

LOD - Limit of Detection  
LOQ - Limit of quantitation

LCL-UCL- Lower control limit - upper control limit  
Results reported to the DL.

When reported, PFHxS, PFOA and PFOS include both linear and branched isomers.  
Only the linear isomer is reported for all other analytes.



**Sample ID: OF-RW59-FB01-0218**

**Modified EPA Method 537**

Client Data				Laboratory Data			
Name:	CH2M Hill	Matrix:	Aqueous	Lab Sample:	1800329-05	Column:	BEH C18
Project:	NALF Fentress WE01	Date Collected:	14-Feb-18 13:32	Date Received:	16-Feb-18 09:02		
Location:	FB						

Analyte	Conc. (ng/L)	DL	LOD	LOQ	Qualifiers	Batch	Extracted	Samp Size	Analyzed	Dilution
PFBS	ND	1.98	5.53	8.84		B8B0131	22-Feb-18	0.113 L	02-Mar-18 06:24	1
PFHxA	ND	2.41	5.53	8.84		B8B0131	22-Feb-18	0.113 L	02-Mar-18 06:24	1
PFHpA	ND	0.653	5.53	8.84		B8B0131	22-Feb-18	0.113 L	02-Mar-18 06:24	1
PFHxS	ND	1.05	5.53	8.84		B8B0131	22-Feb-18	0.113 L	02-Mar-18 06:24	1
PFOA	ND	0.719	5.53	8.84		B8B0131	22-Feb-18	0.113 L	02-Mar-18 06:24	1
PFOS	ND	0.892	5.53	8.84		B8B0131	22-Feb-18	0.113 L	02-Mar-18 06:24	1
PFNA	ND	0.895	5.53	8.84		B8B0131	22-Feb-18	0.113 L	02-Mar-18 06:24	1
PFDA	ND	1.65	5.53	8.84		B8B0131	22-Feb-18	0.113 L	02-Mar-18 06:24	1
MeFOSAA	ND	1.82	5.53	8.84		B8B0131	22-Feb-18	0.113 L	02-Mar-18 06:24	1
PFOA	ND	1.16	5.53	8.84		B8B0131	22-Feb-18	0.113 L	02-Mar-18 06:24	1
EtFOSAA	ND	1.51	5.53	8.84		B8B0131	22-Feb-18	0.113 L	02-Mar-18 06:24	1
PFDaA	ND	0.875	5.53	8.84		B8B0131	22-Feb-18	0.113 L	02-Mar-18 06:24	1
PFTDA	ND	0.546	5.53	8.84		B8B0131	22-Feb-18	0.113 L	02-Mar-18 06:24	1
PFTeDA	ND	0.834	5.53	8.84		B8B0131	22-Feb-18	0.113 L	02-Mar-18 06:24	1

Labeled Standards	Type	% Recovery	Limits	Qualifiers	Batch	Extracted	Samp Size	Analyzed	Dilution
13C3-PFBS	IS	102	50 - 150		B8B0131	22-Feb-18	0.113 L	02-Mar-18 06:24	1
13C2-PFHxA	IS	103	50 - 150		B8B0131	22-Feb-18	0.113 L	02-Mar-18 06:24	1
13C4-PFHpA	IS	113	50 - 150		B8B0131	22-Feb-18	0.113 L	02-Mar-18 06:24	1
18O2-PFHxS	IS	107	50 - 150		B8B0131	22-Feb-18	0.113 L	02-Mar-18 06:24	1
13C2-PFOA	IS	90.6	50 - 150		B8B0131	22-Feb-18	0.113 L	02-Mar-18 06:24	1
13C8-PFOS	IS	88.3	50 - 150		B8B0131	22-Feb-18	0.113 L	02-Mar-18 06:24	1
13C5-PFNA	IS	90.2	50 - 150		B8B0131	22-Feb-18	0.113 L	02-Mar-18 06:24	1
13C2-PFDA	IS	90.2	50 - 150		B8B0131	22-Feb-18	0.113 L	02-Mar-18 06:24	1
d3-MeFOSAA	IS	63.8	50 - 150		B8B0131	22-Feb-18	0.113 L	02-Mar-18 06:24	1
13C2-PFOA	IS	76.7	50 - 150		B8B0131	22-Feb-18	0.113 L	02-Mar-18 06:24	1
d5-EtFOSAA	IS	77.1	50 - 150		B8B0131	22-Feb-18	0.113 L	02-Mar-18 06:24	1
13C2-PFDaA	IS	75.8	50 - 150		B8B0131	22-Feb-18	0.113 L	02-Mar-18 06:24	1
13C2-PFTeDA	IS	96.7	50 - 150		B8B0131	22-Feb-18	0.113 L	02-Mar-18 06:24	1

DL - Detection Limit

LOD - Limit of Detection  
LOQ - Limit of quantitation

LCL-UCL- Lower control limit - upper control limit  
Results reported to the DL.

When reported, PFHxS, PFOA and PFOS include both linear and branched isomers.  
Only the linear isomer is reported for all other analytes.

**Sample ID: OF-RW08-INF01-0218**

**Modified EPA Method 537**

Client Data				Laboratory Data			
Name:	CH2M Hill	Matrix:	Aqueous	Lab Sample:	1800329-06	Column:	BEH C18
Project:	NALF Fentress WE01	Date Collected:	15-Feb-18 11:37	Date Received:	16-Feb-18 09:02		
Location:	GAC INF						

Analyte	Conc. (ng/L)	DL	LOD	LOQ	Qualifiers	Batch	Extracted	Samp Size	Analyzed	Dilution
PFBS	5.37	1.84	5.12	8.21	J	B8B0131	22-Feb-18	0.122 L	02-Mar-18 06:35	1
PFHxA	6.95	2.24	5.12	8.21	J	B8B0131	22-Feb-18	0.122 L	02-Mar-18 06:35	1
PFHpA	2.36	0.607	5.12	8.21	J	B8B0131	22-Feb-18	0.122 L	02-Mar-18 06:35	1
PFHxS	44.8	0.972	5.12	8.21		B8B0131	22-Feb-18	0.122 L	02-Mar-18 06:35	1
PFOA	13.4	0.668	5.12	8.21		B8B0131	22-Feb-18	0.122 L	02-Mar-18 06:35	1
PFOS	149	0.828	5.12	8.21		B8B0131	22-Feb-18	0.122 L	02-Mar-18 06:35	1
PFNA	ND	0.831	5.12	8.21		B8B0131	22-Feb-18	0.122 L	02-Mar-18 06:35	1
PFDA	ND	1.53	5.12	8.21		B8B0131	22-Feb-18	0.122 L	02-Mar-18 06:35	1
MeFOSAA	ND	1.69	5.12	8.21		B8B0131	22-Feb-18	0.122 L	02-Mar-18 06:35	1
PFUnA	ND	1.08	5.12	8.21		B8B0131	22-Feb-18	0.122 L	02-Mar-18 06:35	1
EtFOSAA	ND	1.41	5.12	8.21		B8B0131	22-Feb-18	0.122 L	02-Mar-18 06:35	1
PFDoA	ND	0.813	5.12	8.21		B8B0131	22-Feb-18	0.122 L	02-Mar-18 06:35	1
PFTrDA	ND	0.507	5.12	8.21		B8B0131	22-Feb-18	0.122 L	02-Mar-18 06:35	1
PFTeDA	ND	0.775	5.12	8.21		B8B0131	22-Feb-18	0.122 L	02-Mar-18 06:35	1

Labeled Standards	Type	% Recovery	Limits	Qualifiers	Batch	Extracted	Samp Size	Analyzed	Dilution
13C3-PFBS	IS	103	50 - 150		B8B0131	22-Feb-18	0.122 L	02-Mar-18 06:35	1
13C2-PFHxA	IS	89.5	50 - 150		B8B0131	22-Feb-18	0.122 L	02-Mar-18 06:35	1
13C4-PFHpA	IS	94.6	50 - 150		B8B0131	22-Feb-18	0.122 L	02-Mar-18 06:35	1
18O2-PFHxS	IS	105	50 - 150		B8B0131	22-Feb-18	0.122 L	02-Mar-18 06:35	1
13C2-PFOA	IS	79.4	50 - 150		B8B0131	22-Feb-18	0.122 L	02-Mar-18 06:35	1
13C8-PFOS	IS	99.8	50 - 150		B8B0131	22-Feb-18	0.122 L	02-Mar-18 06:35	1
13C5-PFNA	IS	85.4	50 - 150		B8B0131	22-Feb-18	0.122 L	02-Mar-18 06:35	1
13C2-PFDA	IS	68.4	50 - 150		B8B0131	22-Feb-18	0.122 L	02-Mar-18 06:35	1
d3-MeFOSAA	IS	55.9	50 - 150		B8B0131	22-Feb-18	0.122 L	02-Mar-18 06:35	1
13C2-PFUnA	IS	73.1	50 - 150		B8B0131	22-Feb-18	0.122 L	02-Mar-18 06:35	1
d5-EtFOSAA	IS	65.0	50 - 150		B8B0131	22-Feb-18	0.122 L	02-Mar-18 06:35	1
13C2-PFDoA	IS	71.2	50 - 150		B8B0131	22-Feb-18	0.122 L	02-Mar-18 06:35	1
13C2-PFTeDA	IS	63.7	50 - 150		B8B0131	22-Feb-18	0.122 L	02-Mar-18 06:35	1

DL - Detection Limit

LOD - Limit of Detection  
LOQ - Limit of quantitation

LCL-UCL- Lower control limit - upper control limit  
Results reported to the DL.

When reported, PFHxS, PFOA and PFOS include both linear and branched isomers.  
Only the linear isomer is reported for all other analytes.

**Sample ID: OF-RW08-MID01-0218**

**Modified EPA Method 537**

Client Data				Laboratory Data			
Name:	CH2M Hill	Matrix:	Aqueous	Lab Sample:	1800329-07	Column:	BEH C18
Project:	NALF Fentress WE01	Date Collected:	15-Feb-18 11:38	Date Received:	16-Feb-18 09:02		
Location:	GAC MID						

Analyte	Conc. (ng/L)	DL	LOD	LOQ	Qualifiers	Batch	Extracted	Samp Size	Analyzed	Dilution
PFBS	ND	2.05	5.73	9.18		B8B0131	22-Feb-18	0.109 L	02-Mar-18 06:47	1
PFHxA	ND	2.50	5.73	9.18		B8B0131	22-Feb-18	0.109 L	02-Mar-18 06:47	1
PFHpA	ND	0.678	5.73	9.18		B8B0131	22-Feb-18	0.109 L	02-Mar-18 06:47	1
PFHxS	ND	1.09	5.73	9.18		B8B0131	22-Feb-18	0.109 L	02-Mar-18 06:47	1
PFOA	ND	0.747	5.73	9.18		B8B0131	22-Feb-18	0.109 L	02-Mar-18 06:47	1
PFOS	ND	0.926	5.73	9.18		B8B0131	22-Feb-18	0.109 L	02-Mar-18 06:47	1
PFNA	ND	0.930	5.73	9.18		B8B0131	22-Feb-18	0.109 L	02-Mar-18 06:47	1
PFDA	ND	1.71	5.73	9.18		B8B0131	22-Feb-18	0.109 L	02-Mar-18 06:47	1
MeFOSAA	ND	1.89	5.73	9.18		B8B0131	22-Feb-18	0.109 L	02-Mar-18 06:47	1
PFUnA	ND	1.21	5.73	9.18		B8B0131	22-Feb-18	0.109 L	02-Mar-18 06:47	1
EtFOSAA	ND	1.57	5.73	9.18		B8B0131	22-Feb-18	0.109 L	02-Mar-18 06:47	1
PFDoA	ND	0.909	5.73	9.18		B8B0131	22-Feb-18	0.109 L	02-Mar-18 06:47	1
PFTrDA	ND	0.567	5.73	9.18		B8B0131	22-Feb-18	0.109 L	02-Mar-18 06:47	1
PFTeDA	ND	0.866	5.73	9.18		B8B0131	22-Feb-18	0.109 L	02-Mar-18 06:47	1

Labeled Standards	Type	% Recovery	Limits	Qualifiers	Batch	Extracted	Samp Size	Analyzed	Dilution
13C3-PFBS	IS	154	50 - 150	H	B8B0131	22-Feb-18	0.109 L	02-Mar-18 06:47	1
13C2-PFHxA	IS	90.6	50 - 150		B8B0131	22-Feb-18	0.109 L	02-Mar-18 06:47	1
13C4-PFHpA	IS	89.0	50 - 150		B8B0131	22-Feb-18	0.109 L	02-Mar-18 06:47	1
18O2-PFHxS	IS	107	50 - 150		B8B0131	22-Feb-18	0.109 L	02-Mar-18 06:47	1
13C2-PFOA	IS	95.4	50 - 150		B8B0131	22-Feb-18	0.109 L	02-Mar-18 06:47	1
13C8-PFOS	IS	80.6	50 - 150		B8B0131	22-Feb-18	0.109 L	02-Mar-18 06:47	1
13C5-PFNA	IS	82.3	50 - 150		B8B0131	22-Feb-18	0.109 L	02-Mar-18 06:47	1
13C2-PFDA	IS	74.6	50 - 150		B8B0131	22-Feb-18	0.109 L	02-Mar-18 06:47	1
d3-MeFOSAA	IS	86.7	50 - 150		B8B0131	22-Feb-18	0.109 L	02-Mar-18 06:47	1
13C2-PFUnA	IS	66.6	50 - 150		B8B0131	22-Feb-18	0.109 L	02-Mar-18 06:47	1
d5-EtFOSAA	IS	94.5	50 - 150		B8B0131	22-Feb-18	0.109 L	02-Mar-18 06:47	1
13C2-PFDoA	IS	67.1	50 - 150		B8B0131	22-Feb-18	0.109 L	02-Mar-18 06:47	1
13C2-PFTeDA	IS	79.3	50 - 150		B8B0131	22-Feb-18	0.109 L	02-Mar-18 06:47	1

DL - Detection Limit

LOD - Limit of Detection  
LOQ - Limit of quantitation

LCL-UCL- Lower control limit - upper control limit  
Results reported to the DL.

When reported, PFHxS, PFOA and PFOS include both linear and branched isomers.  
Only the linear isomer is reported for all other analytes.

**Sample ID: OF-RW08-EFF01-0218**

**Modified EPA Method 537**

Client Data				Laboratory Data			
Name:	CH2M Hill	Matrix:	Aqueous	Lab Sample:	1800329-08	Column:	BEH C18
Project:	NALF Fentress WE01	Date Collected:	15-Feb-18 11:39	Date Received:	16-Feb-18 09:02		
Location:	GAC EFF						

Analyte	Conc. (ng/L)	DL	LOD	LOQ	Qualifiers	Batch	Extracted	Samp Size	Analyzed	Dilution
PFBS	ND	1.82	5.08	8.16		B8B0131	22-Feb-18	0.123 L	02-Mar-18 07:33	1
PFHxA	ND	2.22	5.08	8.16		B8B0131	22-Feb-18	0.123 L	02-Mar-18 07:33	1
PFHpA	ND	0.602	5.08	8.16		B8B0131	22-Feb-18	0.123 L	02-Mar-18 07:33	1
PFHxS	ND	0.965	5.08	8.16		B8B0131	22-Feb-18	0.123 L	02-Mar-18 07:33	1
PFOA	ND	0.664	5.08	8.16		B8B0131	22-Feb-18	0.123 L	02-Mar-18 07:33	1
PFOS	ND	0.823	5.08	8.16		B8B0131	22-Feb-18	0.123 L	02-Mar-18 07:33	1
PFNA	ND	0.826	5.08	8.16		B8B0131	22-Feb-18	0.123 L	02-Mar-18 07:33	1
PFDA	ND	1.52	5.08	8.16		B8B0131	22-Feb-18	0.123 L	02-Mar-18 07:33	1
MeFOSAA	ND	1.68	5.08	8.16		B8B0131	22-Feb-18	0.123 L	02-Mar-18 07:33	1
PFUnA	ND	1.07	5.08	8.16		B8B0131	22-Feb-18	0.123 L	02-Mar-18 07:33	1
EtFOSAA	ND	1.40	5.08	8.16		B8B0131	22-Feb-18	0.123 L	02-Mar-18 07:33	1
PFDoA	ND	0.807	5.08	8.16		B8B0131	22-Feb-18	0.123 L	02-Mar-18 07:33	1
PFTrDA	ND	0.504	5.08	8.16		B8B0131	22-Feb-18	0.123 L	02-Mar-18 07:33	1
PFTeDA	ND	0.770	5.08	8.16		B8B0131	22-Feb-18	0.123 L	02-Mar-18 07:33	1

Labeled Standards	Type	% Recovery	Limits	Qualifiers	Batch	Extracted	Samp Size	Analyzed	Dilution
13C3-PFBS	IS	135	50 - 150		B8B0131	22-Feb-18	0.123 L	02-Mar-18 07:33	1
13C2-PFHxA	IS	81.1	50 - 150		B8B0131	22-Feb-18	0.123 L	02-Mar-18 07:33	1
13C4-PFHpA	IS	87.3	50 - 150		B8B0131	22-Feb-18	0.123 L	02-Mar-18 07:33	1
18O2-PFHxS	IS	104	50 - 150		B8B0131	22-Feb-18	0.123 L	02-Mar-18 07:33	1
13C2-PFOA	IS	108	50 - 150		B8B0131	22-Feb-18	0.123 L	02-Mar-18 07:33	1
13C8-PFOS	IS	88.2	50 - 150		B8B0131	22-Feb-18	0.123 L	02-Mar-18 07:33	1
13C5-PFNA	IS	76.1	50 - 150		B8B0131	22-Feb-18	0.123 L	02-Mar-18 07:33	1
13C2-PFDA	IS	82.5	50 - 150		B8B0131	22-Feb-18	0.123 L	02-Mar-18 07:33	1
d3-MeFOSAA	IS	61.0	50 - 150		B8B0131	22-Feb-18	0.123 L	02-Mar-18 07:33	1
13C2-PFUnA	IS	70.2	50 - 150		B8B0131	22-Feb-18	0.123 L	02-Mar-18 07:33	1
d5-EtFOSAA	IS	67.8	50 - 150		B8B0131	22-Feb-18	0.123 L	02-Mar-18 07:33	1
13C2-PFDoA	IS	49.8	50 - 150	H	B8B0131	22-Feb-18	0.123 L	02-Mar-18 07:33	1
13C2-PFTeDA	IS	65.0	50 - 150		B8B0131	22-Feb-18	0.123 L	02-Mar-18 07:33	1

DL - Detection Limit

LOD - Limit of Detection  
LOQ - Limit of quantitation

LCL-UCL- Lower control limit - upper control limit  
Results reported to the DL.

When reported, PFHxS, PFOA and PFOS include both linear and branched isomers.  
Only the linear isomer is reported for all other analytes.

**Matrix Spike Results**

**Modified EPA Method 537**

Source Client ID: OF-RW08-EFF01-0218	QC Batch: B8B0131	Lab Sample: B8B0131-MS1/B8B0131-MSD1
Source LabNumber: 1800329-08	Date Extracted: 22-Feb-2018 12:45	Date Analyzed: 02-Mar-18 05:15 Column: BEH C18
Matrix: Aqueous		02-Mar-18 05:27 Column: BEH C18
Sample Size: 0.121/0.119 L		

Analyte	Spike-MS (ng/L)	MS %R	MS Qual.	Spike-MSD (ng/L)	MSD %R	MSD RPD	MSD Qual.	%R Limit	%RPD Limit	Labeled Standard	MS %R	MS Qualifiers	MSD %R	MS Qual.
PFBS	82.5	102		83.9	99.3	2.68		70 - 130	30	IS 13C3-PFBS	194	H	141	
PFHxA	82.5	102		83.9	90.5	11.9		70 - 130	30	IS 13C2-PFHxA	109		93.6	
PFHpA	82.5	96.0		83.9	97.3	1.35		70 - 130	30	IS 13C4-PFHpA	111		90.4	
PFHxS	82.5	101		83.9	111	9.43		70 - 130	30	IS 18O2-PFHxS	102		94.9	
PFOA	82.5	111		83.9	103	7.48		70 - 130	30	IS 13C2-PFOA	84.7		103	
PFOS	82.5	101		83.9	116	13.8		70 - 130	30	IS 13C8-PFOS	96.6		78.5	
PFNA	82.5	83.8		83.9	100	17.6		70 - 130	30	IS 13C5-PFNA	89.6		74.7	
PFDA	82.5	95.5		83.9	93.6	2.01		70 - 130	30	IS 13C2-PFDA	73.9		69.2	
MeFOSAA	82.5	108		83.9	104	3.77		70 - 130	30	IS d3-MeFOSAA	64.2		65.2	
PFUnA	82.5	100		83.9	93.8	6.40		70 - 130	30	IS 13C2-PFUnA	58.7		67.7	
EtFOSAA	82.5	106		83.9	111	4.61		70 - 130	30	IS d5-EtFOSAA	68.5		71.8	
PFDoA	82.5	102		83.9	90.9	11.5		70 - 130	30	IS 13C2-PFDoA	62.4		69.3	
PFTTrDA	82.5	98.9		83.9	75.4	27.0		60 - 130	30	IS 13C2-PFTTrDA	92.0		89.1	
PFTeDA	82.5	<b>68.5</b>	H	83.9	<b>68.2</b>	0.439	H	70 - 130	30					

When reported, PFBS, PFHxS, PFOA and PFOS include both linear and branched isomers. Only the linear isomer is reported for all other analytes.

**Sample ID: OF-RW08-FB01-0218**

**Modified EPA Method 537**

Client Data				Laboratory Data			
Name:	CH2M Hill	Matrix:	Aqueous	Lab Sample:	1800329-09	Column:	BEH C18
Project:	NALF Fentress WE01	Date Collected:	15-Feb-18 11:40	Date Received:	16-Feb-18 09:02		
Location:	FB						

Analyte	Conc. (ng/L)	DL	LOD	LOQ	Qualifiers	Batch	Extracted	Samp Size	Analyzed	Dilution
PFBS	ND	1.84	5.12	8.21		B8B0131	22-Feb-18	0.122 L	02-Mar-18 07:44	1
PFHxA	ND	2.24	5.12	8.21		B8B0131	22-Feb-18	0.122 L	02-Mar-18 07:44	1
PFHpA	ND	0.607	5.12	8.21		B8B0131	22-Feb-18	0.122 L	02-Mar-18 07:44	1
PFHxS	ND	0.972	5.12	8.21		B8B0131	22-Feb-18	0.122 L	02-Mar-18 07:44	1
PFOA	ND	0.668	5.12	8.21		B8B0131	22-Feb-18	0.122 L	02-Mar-18 07:44	1
PFOS	ND	0.829	5.12	8.21		B8B0131	22-Feb-18	0.122 L	02-Mar-18 07:44	1
PFNA	ND	0.832	5.12	8.21		B8B0131	22-Feb-18	0.122 L	02-Mar-18 07:44	1
PFDA	ND	1.53	5.12	8.21		B8B0131	22-Feb-18	0.122 L	02-Mar-18 07:44	1
MeFOSAA	ND	1.69	5.12	8.21		B8B0131	22-Feb-18	0.122 L	02-Mar-18 07:44	1
PFUnA	ND	1.08	5.12	8.21		B8B0131	22-Feb-18	0.122 L	02-Mar-18 07:44	1
EtFOSAA	ND	1.41	5.12	8.21		B8B0131	22-Feb-18	0.122 L	02-Mar-18 07:44	1
PFDoA	ND	0.813	5.12	8.21		B8B0131	22-Feb-18	0.122 L	02-Mar-18 07:44	1
PFTrDA	ND	0.507	5.12	8.21		B8B0131	22-Feb-18	0.122 L	02-Mar-18 07:44	1
PFTeDA	ND	0.775	5.12	8.21		B8B0131	22-Feb-18	0.122 L	02-Mar-18 07:44	1

Labeled Standards	Type	% Recovery	Limits	Qualifiers	Batch	Extracted	Samp Size	Analyzed	Dilution
13C3-PFBS	IS	106	50 - 150		B8B0131	22-Feb-18	0.122 L	02-Mar-18 07:44	1
13C2-PFHxA	IS	86.2	50 - 150		B8B0131	22-Feb-18	0.122 L	02-Mar-18 07:44	1
13C4-PFHpA	IS	87.0	50 - 150		B8B0131	22-Feb-18	0.122 L	02-Mar-18 07:44	1
18O2-PFHxS	IS	90.0	50 - 150		B8B0131	22-Feb-18	0.122 L	02-Mar-18 07:44	1
13C2-PFOA	IS	93.9	50 - 150		B8B0131	22-Feb-18	0.122 L	02-Mar-18 07:44	1
13C8-PFOS	IS	104	50 - 150		B8B0131	22-Feb-18	0.122 L	02-Mar-18 07:44	1
13C5-PFNA	IS	92.3	50 - 150		B8B0131	22-Feb-18	0.122 L	02-Mar-18 07:44	1
13C2-PFDA	IS	73.0	50 - 150		B8B0131	22-Feb-18	0.122 L	02-Mar-18 07:44	1
d3-MeFOSAA	IS	78.2	50 - 150		B8B0131	22-Feb-18	0.122 L	02-Mar-18 07:44	1
13C2-PFUnA	IS	71.2	50 - 150		B8B0131	22-Feb-18	0.122 L	02-Mar-18 07:44	1
d5-EtFOSAA	IS	71.9	50 - 150		B8B0131	22-Feb-18	0.122 L	02-Mar-18 07:44	1
13C2-PFDoA	IS	70.0	50 - 150		B8B0131	22-Feb-18	0.122 L	02-Mar-18 07:44	1
13C2-PFTeDA	IS	53.0	50 - 150		B8B0131	22-Feb-18	0.122 L	02-Mar-18 07:44	1

DL - Detection Limit

LOD - Limit of Detection  
LOQ - Limit of quantitation

LCL-UCL- Lower control limit - upper control limit  
Results reported to the DL.

When reported, PFHxS, PFOA and PFOS include both linear and branched isomers.  
Only the linear isomer is reported for all other analytes.

**Sample ID: OF-RW63-INF01-0218**

**Modified EPA Method 537**

Client Data					Laboratory Data					
Name:	CH2M Hill	Matrix:	Aqueous		Lab Sample:	1800329-10	Column:	BEH C18		
Project:	NALF Fentress WE01	Date Collected:	15-Feb-18 14:58		Date Received:	16-Feb-18 09:02				
Location:	GAC INF									

Analyte	Conc. (ng/L)	DL	LOD	LOQ	Qualifiers	Batch	Extracted	Samp Size	Analyzed	Dilution
PFBS	4.70	1.99	5.58	8.90	J	B8B0131	22-Feb-18	0.112 L	02-Mar-18 07:56	1
PFHxA	ND	2.43	5.58	8.90		B8B0131	22-Feb-18	0.112 L	02-Mar-18 07:56	1
PFHpA	3.28	0.657	5.58	8.90	J	B8B0131	22-Feb-18	0.112 L	02-Mar-18 07:56	1
PFHxS	8.54	1.05	5.58	8.90	J	B8B0131	22-Feb-18	0.112 L	02-Mar-18 07:56	1
PFOA	22.1	0.724	5.58	8.90		B8B0131	22-Feb-18	0.112 L	02-Mar-18 07:56	1
PFOS	38.6	0.898	5.58	8.90		B8B0131	22-Feb-18	0.112 L	02-Mar-18 07:56	1
PFNA	ND	0.901	5.58	8.90		B8B0131	22-Feb-18	0.112 L	02-Mar-18 07:56	1
PFDA	ND	1.66	5.58	8.90		B8B0131	22-Feb-18	0.112 L	02-Mar-18 07:56	1
MeFOSAA	ND	1.84	5.58	8.90		B8B0131	22-Feb-18	0.112 L	02-Mar-18 07:56	1
PFUnA	ND	1.17	5.58	8.90		B8B0131	22-Feb-18	0.112 L	02-Mar-18 07:56	1
EtFOSAA	ND	1.52	5.58	8.90		B8B0131	22-Feb-18	0.112 L	02-Mar-18 07:56	1
PFDoA	ND	0.881	5.58	8.90		B8B0131	22-Feb-18	0.112 L	02-Mar-18 07:56	1
PFTrDA	ND	0.550	5.58	8.90		B8B0131	22-Feb-18	0.112 L	02-Mar-18 07:56	1
PFTeDA	ND	0.840	5.58	8.90		B8B0131	22-Feb-18	0.112 L	02-Mar-18 07:56	1

Labeled Standards	Type	% Recovery	Limits	Qualifiers	Batch	Extracted	Samp Size	Analyzed	Dilution
13C3-PFBS	IS	113	50 - 150		B8B0131	22-Feb-18	0.112 L	02-Mar-18 07:56	1
13C2-PFHxA	IS	90.1	50 - 150		B8B0131	22-Feb-18	0.112 L	02-Mar-18 07:56	1
13C4-PFHpA	IS	90.6	50 - 150		B8B0131	22-Feb-18	0.112 L	02-Mar-18 07:56	1
18O2-PFHxS	IS	89.2	50 - 150		B8B0131	22-Feb-18	0.112 L	02-Mar-18 07:56	1
13C2-PFOA	IS	91.9	50 - 150		B8B0131	22-Feb-18	0.112 L	02-Mar-18 07:56	1
13C8-PFOS	IS	72.9	50 - 150		B8B0131	22-Feb-18	0.112 L	02-Mar-18 07:56	1
13C5-PFNA	IS	76.3	50 - 150		B8B0131	22-Feb-18	0.112 L	02-Mar-18 07:56	1
13C2-PFDA	IS	69.7	50 - 150		B8B0131	22-Feb-18	0.112 L	02-Mar-18 07:56	1
d3-MeFOSAA	IS	56.7	50 - 150		B8B0131	22-Feb-18	0.112 L	02-Mar-18 07:56	1
13C2-PFUnA	IS	71.2	50 - 150		B8B0131	22-Feb-18	0.112 L	02-Mar-18 07:56	1
d5-EtFOSAA	IS	73.9	50 - 150		B8B0131	22-Feb-18	0.112 L	02-Mar-18 07:56	1
13C2-PFDoA	IS	76.0	50 - 150		B8B0131	22-Feb-18	0.112 L	02-Mar-18 07:56	1
13C2-PFTeDA	IS	74.6	50 - 150		B8B0131	22-Feb-18	0.112 L	02-Mar-18 07:56	1

DL - Detection Limit

LOD - Limit of Detection  
LOQ - Limit of quantitation

LCL-UCL- Lower control limit - upper control limit  
Results reported to the DL.

When reported, PFHxS, PFOA and PFOS include both linear and branched isomers.  
Only the linear isomer is reported for all other analytes.

**Sample ID: OF-RW63-MID01-0218**

**Modified EPA Method 537**

Client Data				Laboratory Data			
Name:	CH2M Hill	Matrix:	Aqueous	Lab Sample:	1800329-11	Column:	BEH C18
Project:	NALF Fentress WE01	Date Collected:	15-Feb-18 14:59	Date Received:	16-Feb-18 09:02		
Location:	GAC MID						

Analyte	Conc. (ng/L)	DL	LOD	LOQ	Qualifiers	Batch	Extracted	Samp Size	Analyzed	Dilution
PFBS	ND	1.94	5.43	8.68		B8B0131	22-Feb-18	0.115 L	02-Mar-18 08:07	1
PFHxA	ND	2.37	5.43	8.68		B8B0131	22-Feb-18	0.115 L	02-Mar-18 08:07	1
PFHpA	ND	0.642	5.43	8.68		B8B0131	22-Feb-18	0.115 L	02-Mar-18 08:07	1
PFHxS	ND	1.03	5.43	8.68		B8B0131	22-Feb-18	0.115 L	02-Mar-18 08:07	1
PFOA	ND	0.707	5.43	8.68		B8B0131	22-Feb-18	0.115 L	02-Mar-18 08:07	1
PFOS	ND	0.876	5.43	8.68		B8B0131	22-Feb-18	0.115 L	02-Mar-18 08:07	1
PFNA	ND	0.879	5.43	8.68		B8B0131	22-Feb-18	0.115 L	02-Mar-18 08:07	1
PFDA	ND	1.62	5.43	8.68		B8B0131	22-Feb-18	0.115 L	02-Mar-18 08:07	1
MeFOSAA	ND	1.79	5.43	8.68		B8B0131	22-Feb-18	0.115 L	02-Mar-18 08:07	1
PFUnA	ND	1.14	5.43	8.68		B8B0131	22-Feb-18	0.115 L	02-Mar-18 08:07	1
EtFOSAA	ND	1.49	5.43	8.68		B8B0131	22-Feb-18	0.115 L	02-Mar-18 08:07	1
PFDoA	ND	0.860	5.43	8.68		B8B0131	22-Feb-18	0.115 L	02-Mar-18 08:07	1
PFTrDA	1.09	0.536	5.43	8.68	J	B8B0131	22-Feb-18	0.115 L	02-Mar-18 08:07	1
PFTeDA	ND	0.820	5.43	8.68		B8B0131	22-Feb-18	0.115 L	02-Mar-18 08:07	1

Labeled Standards	Type	% Recovery	Limits	Qualifiers	Batch	Extracted	Samp Size	Analyzed	Dilution
13C3-PFBS	IS	149	50 - 150		B8B0131	22-Feb-18	0.115 L	02-Mar-18 08:07	1
13C2-PFHxA	IS	94.9	50 - 150		B8B0131	22-Feb-18	0.115 L	02-Mar-18 08:07	1
13C4-PFHpA	IS	96.3	50 - 150		B8B0131	22-Feb-18	0.115 L	02-Mar-18 08:07	1
18O2-PFHxS	IS	88.7	50 - 150		B8B0131	22-Feb-18	0.115 L	02-Mar-18 08:07	1
13C2-PFOA	IS	90.2	50 - 150		B8B0131	22-Feb-18	0.115 L	02-Mar-18 08:07	1
13C8-PFOS	IS	89.0	50 - 150		B8B0131	22-Feb-18	0.115 L	02-Mar-18 08:07	1
13C5-PFNA	IS	93.4	50 - 150		B8B0131	22-Feb-18	0.115 L	02-Mar-18 08:07	1
13C2-PFDA	IS	83.1	50 - 150		B8B0131	22-Feb-18	0.115 L	02-Mar-18 08:07	1
d3-MeFOSAA	IS	83.2	50 - 150		B8B0131	22-Feb-18	0.115 L	02-Mar-18 08:07	1
13C2-PFUnA	IS	72.1	50 - 150		B8B0131	22-Feb-18	0.115 L	02-Mar-18 08:07	1
d5-EtFOSAA	IS	87.1	50 - 150		B8B0131	22-Feb-18	0.115 L	02-Mar-18 08:07	1
13C2-PFDoA	IS	65.5	50 - 150		B8B0131	22-Feb-18	0.115 L	02-Mar-18 08:07	1
13C2-PFTeDA	IS	82.0	50 - 150		B8B0131	22-Feb-18	0.115 L	02-Mar-18 08:07	1

DL - Detection Limit

LOD - Limit of Detection  
LOQ - Limit of quantitation

LCL-UCL- Lower control limit - upper control limit  
Results reported to the DL.

When reported, PFHxS, PFOA and PFOS include both linear and branched isomers.  
Only the linear isomer is reported for all other analytes.



**Sample ID: OF-RW63-EFF01-0218**

**Modified EPA Method 537**

Client Data				Laboratory Data			
Name:	CH2M Hill	Matrix:	Aqueous	Lab Sample:	1800329-12	Column:	BEH C18
Project:	NALF Fentress WE01	Date Collected:	15-Feb-18 15:00	Date Received:	16-Feb-18 09:02		
Location:	GAC EFF						

Analyte	Conc. (ng/L)	DL	LOD	LOQ	Qualifiers	Batch	Extracted	Samp Size	Analyzed	Dilution
PFBS	ND	1.84	5.17	8.24		B8B0131	22-Feb-18	0.121 L	02-Mar-18 08:19	1
PFHxA	ND	2.25	5.17	8.24		B8B0131	22-Feb-18	0.121 L	02-Mar-18 08:19	1
PFHpA	ND	0.609	5.17	8.24		B8B0131	22-Feb-18	0.121 L	02-Mar-18 08:19	1
PFHxS	ND	0.976	5.17	8.24		B8B0131	22-Feb-18	0.121 L	02-Mar-18 08:19	1
PFOA	ND	0.671	5.17	8.24		B8B0131	22-Feb-18	0.121 L	02-Mar-18 08:19	1
PFOS	ND	0.832	5.17	8.24		B8B0131	22-Feb-18	0.121 L	02-Mar-18 08:19	1
PFNA	ND	0.835	5.17	8.24		B8B0131	22-Feb-18	0.121 L	02-Mar-18 08:19	1
PFDA	ND	1.54	5.17	8.24		B8B0131	22-Feb-18	0.121 L	02-Mar-18 08:19	1
MeFOSAA	ND	1.70	5.17	8.24		B8B0131	22-Feb-18	0.121 L	02-Mar-18 08:19	1
PFUnA	ND	1.08	5.17	8.24		B8B0131	22-Feb-18	0.121 L	02-Mar-18 08:19	1
EtFOSAA	ND	1.41	5.17	8.24		B8B0131	22-Feb-18	0.121 L	02-Mar-18 08:19	1
PFDoA	ND	0.816	5.17	8.24		B8B0131	22-Feb-18	0.121 L	02-Mar-18 08:19	1
PFTrDA	ND	0.509	5.17	8.24		B8B0131	22-Feb-18	0.121 L	02-Mar-18 08:19	1
PFTeDA	ND	0.778	5.17	8.24		B8B0131	22-Feb-18	0.121 L	02-Mar-18 08:19	1

Labeled Standards	Type	% Recovery	Limits	Qualifiers	Batch	Extracted	Samp Size	Analyzed	Dilution
13C3-PFBS	IS	104	50 - 150		B8B0131	22-Feb-18	0.121 L	02-Mar-18 08:19	1
13C2-PFHxA	IS	85.5	50 - 150		B8B0131	22-Feb-18	0.121 L	02-Mar-18 08:19	1
13C4-PFHpA	IS	90.3	50 - 150		B8B0131	22-Feb-18	0.121 L	02-Mar-18 08:19	1
18O2-PFHxS	IS	85.2	50 - 150		B8B0131	22-Feb-18	0.121 L	02-Mar-18 08:19	1
13C2-PFOA	IS	82.2	50 - 150		B8B0131	22-Feb-18	0.121 L	02-Mar-18 08:19	1
13C8-PFOS	IS	90.2	50 - 150		B8B0131	22-Feb-18	0.121 L	02-Mar-18 08:19	1
13C5-PFNA	IS	94.1	50 - 150		B8B0131	22-Feb-18	0.121 L	02-Mar-18 08:19	1
13C2-PFDA	IS	72.2	50 - 150		B8B0131	22-Feb-18	0.121 L	02-Mar-18 08:19	1
d3-MeFOSAA	IS	70.5	50 - 150		B8B0131	22-Feb-18	0.121 L	02-Mar-18 08:19	1
13C2-PFUnA	IS	79.3	50 - 150		B8B0131	22-Feb-18	0.121 L	02-Mar-18 08:19	1
d5-EtFOSAA	IS	81.7	50 - 150		B8B0131	22-Feb-18	0.121 L	02-Mar-18 08:19	1
13C2-PFDoA	IS	89.3	50 - 150		B8B0131	22-Feb-18	0.121 L	02-Mar-18 08:19	1
13C2-PFTeDA	IS	81.6	50 - 150		B8B0131	22-Feb-18	0.121 L	02-Mar-18 08:19	1

DL - Detection Limit

LOD - Limit of Detection  
LOQ - Limit of quantitation

LCL-UCL- Lower control limit - upper control limit  
Results reported to the DL.

When reported, PFHxS, PFOA and PFOS include both linear and branched isomers.  
Only the linear isomer is reported for all other analytes.

**Sample ID: OF-RW63-FB01-0218**

**Modified EPA Method 537**

Client Data				Laboratory Data			
Name:	CH2M Hill	Matrix:	Aqueous	Lab Sample:	1800329-13	Column:	BEH C18
Project:	NALF Fentress WE01	Date Collected:	15-Feb-18 15:01	Date Received:	16-Feb-18 09:02		
Location:	FB						

Analyte	Conc. (ng/L)	DL	LOD	LOQ	Qualifiers	Batch	Extracted	Samp Size	Analyzed	Dilution
PFBS	ND	1.85	5.17	8.29		B8B0131	22-Feb-18	0.121 L	02-Mar-18 08:30	1
PFHxA	ND	2.26	5.17	8.29		B8B0131	22-Feb-18	0.121 L	02-Mar-18 08:30	1
PFHpA	ND	0.612	5.17	8.29		B8B0131	22-Feb-18	0.121 L	02-Mar-18 08:30	1
PFHxS	ND	0.981	5.17	8.29		B8B0131	22-Feb-18	0.121 L	02-Mar-18 08:30	1
PFOA	ND	0.674	5.17	8.29		B8B0131	22-Feb-18	0.121 L	02-Mar-18 08:30	1
PFOS	ND	0.836	5.17	8.29		B8B0131	22-Feb-18	0.121 L	02-Mar-18 08:30	1
PFNA	ND	0.839	5.17	8.29		B8B0131	22-Feb-18	0.121 L	02-Mar-18 08:30	1
PFDA	ND	1.54	5.17	8.29		B8B0131	22-Feb-18	0.121 L	02-Mar-18 08:30	1
MeFOSAA	ND	1.71	5.17	8.29		B8B0131	22-Feb-18	0.121 L	02-Mar-18 08:30	1
PFUnA	ND	1.09	5.17	8.29		B8B0131	22-Feb-18	0.121 L	02-Mar-18 08:30	1
EtFOSAA	ND	1.42	5.17	8.29		B8B0131	22-Feb-18	0.121 L	02-Mar-18 08:30	1
PFDoA	ND	0.820	5.17	8.29		B8B0131	22-Feb-18	0.121 L	02-Mar-18 08:30	1
PFTrDA	ND	0.512	5.17	8.29		B8B0131	22-Feb-18	0.121 L	02-Mar-18 08:30	1
PFTeDA	ND	0.782	5.17	8.29		B8B0131	22-Feb-18	0.121 L	02-Mar-18 08:30	1

Labeled Standards	Type	% Recovery	Limits	Qualifiers	Batch	Extracted	Samp Size	Analyzed	Dilution
13C3-PFBS	IS	92.7	50 - 150		B8B0131	22-Feb-18	0.121 L	02-Mar-18 08:30	1
13C2-PFHxA	IS	92.0	50 - 150		B8B0131	22-Feb-18	0.121 L	02-Mar-18 08:30	1
13C4-PFHpA	IS	85.7	50 - 150		B8B0131	22-Feb-18	0.121 L	02-Mar-18 08:30	1
18O2-PFHxS	IS	95.6	50 - 150		B8B0131	22-Feb-18	0.121 L	02-Mar-18 08:30	1
13C2-PFOA	IS	87.0	50 - 150		B8B0131	22-Feb-18	0.121 L	02-Mar-18 08:30	1
13C8-PFOS	IS	96.2	50 - 150		B8B0131	22-Feb-18	0.121 L	02-Mar-18 08:30	1
13C5-PFNA	IS	86.6	50 - 150		B8B0131	22-Feb-18	0.121 L	02-Mar-18 08:30	1
13C2-PFDA	IS	71.6	50 - 150		B8B0131	22-Feb-18	0.121 L	02-Mar-18 08:30	1
d3-MeFOSAA	IS	67.9	50 - 150		B8B0131	22-Feb-18	0.121 L	02-Mar-18 08:30	1
13C2-PFUnA	IS	68.4	50 - 150		B8B0131	22-Feb-18	0.121 L	02-Mar-18 08:30	1
d5-EtFOSAA	IS	67.1	50 - 150		B8B0131	22-Feb-18	0.121 L	02-Mar-18 08:30	1
13C2-PFDoA	IS	57.0	50 - 150		B8B0131	22-Feb-18	0.121 L	02-Mar-18 08:30	1
13C2-PFTeDA	IS	83.0	50 - 150		B8B0131	22-Feb-18	0.121 L	02-Mar-18 08:30	1

DL - Detection Limit

LOD - Limit of Detection  
LOQ - Limit of quantitation

LCL-UCL- Lower control limit - upper control limit  
Results reported to the DL.

When reported, PFHxS, PFOA and PFOS include both linear and branched isomers.  
Only the linear isomer is reported for all other analytes.

**Sample ID: OF-RW44-INF01-0218**

**Modified EPA Method 537**

Client Data				Laboratory Data			
Name:	CH2M Hill	Matrix:	Aqueous	Lab Sample:	1800329-14	Column:	BEH C18
Project:	NALF Fentress WE01	Date Collected:	14-Feb-18 11:28	Date Received:	16-Feb-18 09:02		
Location:	GAC INF						

Analyte	Conc. (ng/L)	DL	LOD	LOQ	Qualifiers	Batch	Extracted	Samp Size	Analyzed	Dilution
PFBS	8.46	1.95	5.43	8.71	J	B8B0131	22-Feb-18	0.115 L	02-Mar-18 08:42	1
PFHxA	23.5	2.37	5.43	8.71		B8B0131	22-Feb-18	0.115 L	02-Mar-18 08:42	1
PFHpA	8.85	0.643	5.43	8.71		B8B0131	22-Feb-18	0.115 L	02-Mar-18 08:42	1
PFHxS	293	1.03	5.43	8.71		B8B0131	22-Feb-18	0.115 L	02-Mar-18 08:42	1
PFOA	230	0.709	5.43	8.71		B8B0131	22-Feb-18	0.115 L	02-Mar-18 08:42	1
PFOS	640	0.878	5.43	8.71		B8B0131	22-Feb-18	0.115 L	02-Mar-18 08:42	1
PFNA	3.41	0.882	5.43	8.71	J	B8B0131	22-Feb-18	0.115 L	02-Mar-18 08:42	1
PFDA	ND	1.62	5.43	8.71		B8B0131	22-Feb-18	0.115 L	02-Mar-18 08:42	1
MeFOSAA	ND	1.80	5.43	8.71		B8B0131	22-Feb-18	0.115 L	02-Mar-18 08:42	1
PFUnA	ND	1.14	5.43	8.71		B8B0131	22-Feb-18	0.115 L	02-Mar-18 08:42	1
EtFOSAA	ND	1.49	5.43	8.71		B8B0131	22-Feb-18	0.115 L	02-Mar-18 08:42	1
PFDoA	ND	0.862	5.43	8.71		B8B0131	22-Feb-18	0.115 L	02-Mar-18 08:42	1
PFTrDA	ND	0.538	5.43	8.71		B8B0131	22-Feb-18	0.115 L	02-Mar-18 08:42	1
PFTeDA	ND	0.822	5.43	8.71		B8B0131	22-Feb-18	0.115 L	02-Mar-18 08:42	1

Labeled Standards	Type	% Recovery	Limits	Qualifiers	Batch	Extracted	Samp Size	Analyzed	Dilution
13C3-PFBS	IS	97.5	50 - 150		B8B0131	22-Feb-18	0.115 L	02-Mar-18 08:42	1
13C2-PFHxA	IS	97.7	50 - 150		B8B0131	22-Feb-18	0.115 L	02-Mar-18 08:42	1
13C4-PFHpA	IS	94.7	50 - 150		B8B0131	22-Feb-18	0.115 L	02-Mar-18 08:42	1
18O2-PFHxS	IS	80.6	50 - 150		B8B0131	22-Feb-18	0.115 L	02-Mar-18 08:42	1
13C2-PFOA	IS	92.3	50 - 150		B8B0131	22-Feb-18	0.115 L	02-Mar-18 08:42	1
13C8-PFOS	IS	79.7	50 - 150		B8B0131	22-Feb-18	0.115 L	02-Mar-18 08:42	1
13C5-PFNA	IS	83.1	50 - 150		B8B0131	22-Feb-18	0.115 L	02-Mar-18 08:42	1
13C2-PFDA	IS	80.8	50 - 150		B8B0131	22-Feb-18	0.115 L	02-Mar-18 08:42	1
d3-MeFOSAA	IS	80.2	50 - 150		B8B0131	22-Feb-18	0.115 L	02-Mar-18 08:42	1
13C2-PFUnA	IS	68.4	50 - 150		B8B0131	22-Feb-18	0.115 L	02-Mar-18 08:42	1
d5-EtFOSAA	IS	101	50 - 150		B8B0131	22-Feb-18	0.115 L	02-Mar-18 08:42	1
13C2-PFDoA	IS	81.0	50 - 150		B8B0131	22-Feb-18	0.115 L	02-Mar-18 08:42	1
13C2-PFTeDA	IS	84.4	50 - 150		B8B0131	22-Feb-18	0.115 L	02-Mar-18 08:42	1

DL - Detection Limit

LOD - Limit of Detection  
LOQ - Limit of quantitation

LCL-UCL- Lower control limit - upper control limit  
Results reported to the DL.

When reported, PFHxS, PFOA and PFOS include both linear and branched isomers.  
Only the linear isomer is reported for all other analytes.

**Sample ID: OF-RW44-MID01-0218**

**Modified EPA Method 537**

Client Data				Laboratory Data			
Name:	CH2M Hill	Matrix:	Aqueous	Lab Sample:	1800329-15	Column:	BEH C18
Project:	NALF Fentress WE01	Date Collected:	14-Feb-18 11:31	Date Received:	16-Feb-18 09:02		
Location:	GAC MID						

Analyte	Conc. (ng/L)	DL	LOD	LOQ	Qualifiers	Batch	Extracted	Samp Size	Analyzed	Dilution
PFBS	ND	1.85	5.17	8.27		B8B0131	22-Feb-18	0.121 L	02-Mar-18 08:53	1
PFHxA	ND	2.25	5.17	8.27		B8B0131	22-Feb-18	0.121 L	02-Mar-18 08:53	1
PFHpA	0.771	0.611	5.17	8.27	J	B8B0131	22-Feb-18	0.121 L	02-Mar-18 08:53	1
PFHxS	3.37	0.979	5.17	8.27	J	B8B0131	22-Feb-18	0.121 L	02-Mar-18 08:53	1
PFOA	9.90	0.673	5.17	8.27		B8B0131	22-Feb-18	0.121 L	02-Mar-18 08:53	1
PFOS	11.1	0.834	5.17	8.27		B8B0131	22-Feb-18	0.121 L	02-Mar-18 08:53	1
PFNA	ND	0.837	5.17	8.27		B8B0131	22-Feb-18	0.121 L	02-Mar-18 08:53	1
PFDA	ND	1.54	5.17	8.27		B8B0131	22-Feb-18	0.121 L	02-Mar-18 08:53	1
MeFOSAA	ND	1.71	5.17	8.27		B8B0131	22-Feb-18	0.121 L	02-Mar-18 08:53	1
PFUnA	ND	1.09	5.17	8.27		B8B0131	22-Feb-18	0.121 L	02-Mar-18 08:53	1
EtFOSAA	ND	1.42	5.17	8.27		B8B0131	22-Feb-18	0.121 L	02-Mar-18 08:53	1
PFDoA	ND	0.819	5.17	8.27		B8B0131	22-Feb-18	0.121 L	02-Mar-18 08:53	1
PFTrDA	ND	0.511	5.17	8.27		B8B0131	22-Feb-18	0.121 L	02-Mar-18 08:53	1
PFTeDA	ND	0.780	5.17	8.27		B8B0131	22-Feb-18	0.121 L	02-Mar-18 08:53	1

Labeled Standards	Type	% Recovery	Limits	Qualifiers	Batch	Extracted	Samp Size	Analyzed	Dilution
13C3-PFBS	IS	106	50 - 150		B8B0131	22-Feb-18	0.121 L	02-Mar-18 08:53	1
13C2-PFHxA	IS	76.5	50 - 150		B8B0131	22-Feb-18	0.121 L	02-Mar-18 08:53	1
13C4-PFHpA	IS	77.4	50 - 150		B8B0131	22-Feb-18	0.121 L	02-Mar-18 08:53	1
18O2-PFHxS	IS	79.3	50 - 150		B8B0131	22-Feb-18	0.121 L	02-Mar-18 08:53	1
13C2-PFOA	IS	73.2	50 - 150		B8B0131	22-Feb-18	0.121 L	02-Mar-18 08:53	1
13C8-PFOS	IS	80.1	50 - 150		B8B0131	22-Feb-18	0.121 L	02-Mar-18 08:53	1
13C5-PFNA	IS	79.0	50 - 150		B8B0131	22-Feb-18	0.121 L	02-Mar-18 08:53	1
13C2-PFDA	IS	70.4	50 - 150		B8B0131	22-Feb-18	0.121 L	02-Mar-18 08:53	1
d3-MeFOSAA	IS	53.0	50 - 150		B8B0131	22-Feb-18	0.121 L	02-Mar-18 08:53	1
13C2-PFUnA	IS	64.3	50 - 150		B8B0131	22-Feb-18	0.121 L	02-Mar-18 08:53	1
d5-EtFOSAA	IS	57.6	50 - 150		B8B0131	22-Feb-18	0.121 L	02-Mar-18 08:53	1
13C2-PFDoA	IS	69.2	50 - 150		B8B0131	22-Feb-18	0.121 L	02-Mar-18 08:53	1
13C2-PFTeDA	IS	49.5	50 - 150	H	B8B0131	22-Feb-18	0.121 L	02-Mar-18 08:53	1

DL - Detection Limit

LOD - Limit of Detection  
LOQ - Limit of quantitation

LCL-UCL- Lower control limit - upper control limit  
Results reported to the DL.

When reported, PFHxS, PFOA and PFOS include both linear and branched isomers.  
Only the linear isomer is reported for all other analytes.

**Sample ID: OF-RW44-EFF01-0218**

**Modified EPA Method 537**

Client Data				Laboratory Data			
Name:	CH2M Hill	Matrix:	Aqueous	Lab Sample:	1800329-16	Column:	BEH C18
Project:	NALF Fentress WE01	Date Collected:	14-Feb-18 11:34	Date Received:	16-Feb-18 09:02		
Location:	GAC EFF						

Analyte	Conc. (ng/L)	DL	LOD	LOQ	Qualifiers	Batch	Extracted	Samp Size	Analyzed	Dilution
PFBS	ND	1.91	5.34	8.52		B8B0131	22-Feb-18	0.117 L	02-Mar-18 09:05	1
PFHxA	ND	2.32	5.34	8.52		B8B0131	22-Feb-18	0.117 L	02-Mar-18 09:05	1
PFHpA	ND	0.629	5.34	8.52		B8B0131	22-Feb-18	0.117 L	02-Mar-18 09:05	1
PFHxS	ND	1.01	5.34	8.52		B8B0131	22-Feb-18	0.117 L	02-Mar-18 09:05	1
PFOA	ND	0.693	5.34	8.52		B8B0131	22-Feb-18	0.117 L	02-Mar-18 09:05	1
PFOS	ND	0.859	5.34	8.52		B8B0131	22-Feb-18	0.117 L	02-Mar-18 09:05	1
PFNA	ND	0.862	5.34	8.52		B8B0131	22-Feb-18	0.117 L	02-Mar-18 09:05	1
PFDA	ND	1.59	5.34	8.52		B8B0131	22-Feb-18	0.117 L	02-Mar-18 09:05	1
MeFOSAA	ND	1.76	5.34	8.52		B8B0131	22-Feb-18	0.117 L	02-Mar-18 09:05	1
PFUnA	ND	1.12	5.34	8.52		B8B0131	22-Feb-18	0.117 L	02-Mar-18 09:05	1
EtFOSAA	ND	1.46	5.34	8.52		B8B0131	22-Feb-18	0.117 L	02-Mar-18 09:05	1
PFDoA	ND	0.843	5.34	8.52		B8B0131	22-Feb-18	0.117 L	02-Mar-18 09:05	1
PFTrDA	ND	0.526	5.34	8.52		B8B0131	22-Feb-18	0.117 L	02-Mar-18 09:05	1
PFTeDA	ND	0.804	5.34	8.52		B8B0131	22-Feb-18	0.117 L	02-Mar-18 09:05	1

Labeled Standards	Type	% Recovery	Limits	Qualifiers	Batch	Extracted	Samp Size	Analyzed	Dilution
13C3-PFBS	IS	98.9	50 - 150		B8B0131	22-Feb-18	0.117 L	02-Mar-18 09:05	1
13C2-PFHxA	IS	85.4	50 - 150		B8B0131	22-Feb-18	0.117 L	02-Mar-18 09:05	1
13C4-PFHpA	IS	88.5	50 - 150		B8B0131	22-Feb-18	0.117 L	02-Mar-18 09:05	1
18O2-PFHxS	IS	120	50 - 150		B8B0131	22-Feb-18	0.117 L	02-Mar-18 09:05	1
13C2-PFOA	IS	81.7	50 - 150		B8B0131	22-Feb-18	0.117 L	02-Mar-18 09:05	1
13C8-PFOS	IS	98.6	50 - 150		B8B0131	22-Feb-18	0.117 L	02-Mar-18 09:05	1
13C5-PFNA	IS	80.3	50 - 150		B8B0131	22-Feb-18	0.117 L	02-Mar-18 09:05	1
13C2-PFDA	IS	71.3	50 - 150		B8B0131	22-Feb-18	0.117 L	02-Mar-18 09:05	1
d3-MeFOSAA	IS	42.8	50 - 150	H	B8B0131	22-Feb-18	0.117 L	02-Mar-18 09:05	1
13C2-PFUnA	IS	76.0	50 - 150		B8B0131	22-Feb-18	0.117 L	02-Mar-18 09:05	1
d5-EtFOSAA	IS	57.9	50 - 150		B8B0131	22-Feb-18	0.117 L	02-Mar-18 09:05	1
13C2-PFDoA	IS	61.8	50 - 150		B8B0131	22-Feb-18	0.117 L	02-Mar-18 09:05	1
13C2-PFTeDA	IS	79.2	50 - 150		B8B0131	22-Feb-18	0.117 L	02-Mar-18 09:05	1

DL - Detection Limit

LOD - Limit of Detection  
LOQ - Limit of quantitation

LCL-UCL- Lower control limit - upper control limit  
Results reported to the DL.

When reported, PFHxS, PFOA and PFOS include both linear and branched isomers.  
Only the linear isomer is reported for all other analytes.

**Sample ID: OF-RW44-FB01-0218**

**Modified EPA Method 537**

Client Data				Laboratory Data			
Name:	CH2M Hill	Matrix:	Aqueous	Lab Sample:	1800329-17	Column:	BEH C18
Project:	NALF Fentress WE01	Date Collected:	14-Feb-18 11:35	Date Received:	16-Feb-18 09:02		
Location:	FB						

Analyte	Conc. (ng/L)	DL	LOD	LOQ	Qualifiers	Batch	Extracted	Samp Size	Analyzed	Dilution
PFBS	ND	1.84	5.12	8.23		B8B0131	22-Feb-18	0.122 L	02-Mar-18 09:16	1
PFHxA	ND	2.24	5.12	8.23		B8B0131	22-Feb-18	0.122 L	02-Mar-18 09:16	1
PFHpA	ND	0.608	5.12	8.23		B8B0131	22-Feb-18	0.122 L	02-Mar-18 09:16	1
PFHxS	ND	0.974	5.12	8.23		B8B0131	22-Feb-18	0.122 L	02-Mar-18 09:16	1
PFOA	ND	0.669	5.12	8.23		B8B0131	22-Feb-18	0.122 L	02-Mar-18 09:16	1
PFOS	ND	0.830	5.12	8.23		B8B0131	22-Feb-18	0.122 L	02-Mar-18 09:16	1
PFNA	ND	0.833	5.12	8.23		B8B0131	22-Feb-18	0.122 L	02-Mar-18 09:16	1
PFDA	ND	1.53	5.12	8.23		B8B0131	22-Feb-18	0.122 L	02-Mar-18 09:16	1
MeFOSAA	ND	1.70	5.12	8.23		B8B0131	22-Feb-18	0.122 L	02-Mar-18 09:16	1
PFUnA	ND	1.08	5.12	8.23		B8B0131	22-Feb-18	0.122 L	02-Mar-18 09:16	1
EtFOSAA	ND	1.41	5.12	8.23		B8B0131	22-Feb-18	0.122 L	02-Mar-18 09:16	1
PFDoA	ND	0.814	5.12	8.23		B8B0131	22-Feb-18	0.122 L	02-Mar-18 09:16	1
PFTeDA	ND	0.508	5.12	8.23		B8B0131	22-Feb-18	0.122 L	02-Mar-18 09:16	1
PFTeDA	ND	0.776	5.12	8.23		B8B0131	22-Feb-18	0.122 L	02-Mar-18 09:16	1

Labeled Standards	Type	% Recovery	Limits	Qualifiers	Batch	Extracted	Samp Size	Analyzed	Dilution
13C3-PFBS	IS	103	50 - 150		B8B0131	22-Feb-18	0.122 L	02-Mar-18 09:16	1
13C2-PFHxA	IS	97.5	50 - 150		B8B0131	22-Feb-18	0.122 L	02-Mar-18 09:16	1
13C4-PFHpA	IS	93.2	50 - 150		B8B0131	22-Feb-18	0.122 L	02-Mar-18 09:16	1
18O2-PFHxS	IS	97.5	50 - 150		B8B0131	22-Feb-18	0.122 L	02-Mar-18 09:16	1
13C2-PFOA	IS	91.8	50 - 150		B8B0131	22-Feb-18	0.122 L	02-Mar-18 09:16	1
13C8-PFOS	IS	102	50 - 150		B8B0131	22-Feb-18	0.122 L	02-Mar-18 09:16	1
13C5-PFNA	IS	79.4	50 - 150		B8B0131	22-Feb-18	0.122 L	02-Mar-18 09:16	1
13C2-PFDA	IS	91.0	50 - 150		B8B0131	22-Feb-18	0.122 L	02-Mar-18 09:16	1
d3-MeFOSAA	IS	64.2	50 - 150		B8B0131	22-Feb-18	0.122 L	02-Mar-18 09:16	1
13C2-PFUnA	IS	76.6	50 - 150		B8B0131	22-Feb-18	0.122 L	02-Mar-18 09:16	1
d5-EtFOSAA	IS	72.6	50 - 150		B8B0131	22-Feb-18	0.122 L	02-Mar-18 09:16	1
13C2-PFDoA	IS	64.4	50 - 150		B8B0131	22-Feb-18	0.122 L	02-Mar-18 09:16	1
13C2-PFTeDA	IS	68.6	50 - 150		B8B0131	22-Feb-18	0.122 L	02-Mar-18 09:16	1

DL - Detection Limit

LOD - Limit of Detection  
LOQ - Limit of quantitation

LCL-UCL- Lower control limit - upper control limit  
Results reported to the DL.

When reported, PFHxS, PFOA and PFOS include both linear and branched isomers.  
Only the linear isomer is reported for all other analytes.

**Sample ID: OF-RW42B-INF01-0218**

**Modified EPA Method 537**

Client Data				Laboratory Data			
Name:	CH2M Hill	Matrix:	Aqueous	Lab Sample:	1800329-18	Column:	BEH C18
Project:	NALF Fentress WE01	Date Collected:	14-Feb-18 10:42	Date Received:	16-Feb-18 09:02		
Location:	GAC INF						

Analyte	Conc. (ng/L)	DL	LOD	LOQ	Qualifiers	Batch	Extracted	Samp Size	Analyzed	Dilution
PFBS	54.5	1.93	5.39	8.64		B8B0131	22-Feb-18	0.116 L	02-Mar-18 09:27	1
PFHxA	122	2.36	5.39	8.64		B8B0131	22-Feb-18	0.116 L	02-Mar-18 09:27	1
PFHpA	16.2	0.639	5.39	8.64		B8B0131	22-Feb-18	0.116 L	02-Mar-18 09:27	1
PFHxS	672	1.02	5.39	8.64		B8B0131	22-Feb-18	0.116 L	02-Mar-18 09:27	1
PFOA	228	0.703	5.39	8.64		B8B0131	22-Feb-18	0.116 L	02-Mar-18 09:27	1
PFOS	9.17	0.872	5.39	8.64		B8B0131	22-Feb-18	0.116 L	02-Mar-18 09:27	1
PFNA	ND	0.875	5.39	8.64		B8B0131	22-Feb-18	0.116 L	02-Mar-18 09:27	1
PFDA	ND	1.61	5.39	8.64		B8B0131	22-Feb-18	0.116 L	02-Mar-18 09:27	1
MeFOSAA	ND	1.78	5.39	8.64		B8B0131	22-Feb-18	0.116 L	02-Mar-18 09:27	1
PFUnA	ND	1.13	5.39	8.64		B8B0131	22-Feb-18	0.116 L	02-Mar-18 09:27	1
EtFOSAA	ND	1.48	5.39	8.64		B8B0131	22-Feb-18	0.116 L	02-Mar-18 09:27	1
PFDoA	ND	0.856	5.39	8.64		B8B0131	22-Feb-18	0.116 L	02-Mar-18 09:27	1
PFTeDA	ND	0.534	5.39	8.64		B8B0131	22-Feb-18	0.116 L	02-Mar-18 09:27	1
PFTeDA	ND	0.816	5.39	8.64		B8B0131	22-Feb-18	0.116 L	02-Mar-18 09:27	1

Labeled Standards	Type	% Recovery	Limits	Qualifiers	Batch	Extracted	Samp Size	Analyzed	Dilution
13C3-PFBS	IS	98.8	50 - 150		B8B0131	22-Feb-18	0.116 L	02-Mar-18 09:27	1
13C2-PFHxA	IS	84.3	50 - 150		B8B0131	22-Feb-18	0.116 L	02-Mar-18 09:27	1
13C4-PFHpA	IS	83.9	50 - 150		B8B0131	22-Feb-18	0.116 L	02-Mar-18 09:27	1
18O2-PFHxS	IS	94.7	50 - 150		B8B0131	22-Feb-18	0.116 L	02-Mar-18 09:27	1
13C2-PFOA	IS	82.6	50 - 150		B8B0131	22-Feb-18	0.116 L	02-Mar-18 09:27	1
13C8-PFOS	IS	83.3	50 - 150		B8B0131	22-Feb-18	0.116 L	02-Mar-18 09:27	1
13C5-PFNA	IS	86.4	50 - 150		B8B0131	22-Feb-18	0.116 L	02-Mar-18 09:27	1
13C2-PFDA	IS	75.3	50 - 150		B8B0131	22-Feb-18	0.116 L	02-Mar-18 09:27	1
d3-MeFOSAA	IS	64.0	50 - 150		B8B0131	22-Feb-18	0.116 L	02-Mar-18 09:27	1
13C2-PFUnA	IS	71.4	50 - 150		B8B0131	22-Feb-18	0.116 L	02-Mar-18 09:27	1
d5-EtFOSAA	IS	68.5	50 - 150		B8B0131	22-Feb-18	0.116 L	02-Mar-18 09:27	1
13C2-PFDoA	IS	70.2	50 - 150		B8B0131	22-Feb-18	0.116 L	02-Mar-18 09:27	1
13C2-PFTeDA	IS	67.3	50 - 150		B8B0131	22-Feb-18	0.116 L	02-Mar-18 09:27	1

DL - Detection Limit

LOD - Limit of Detection  
LOQ - Limit of quantitation

LCL-UCL- Lower control limit - upper control limit  
Results reported to the DL.

When reported, PFHxS, PFOA and PFOS include both linear and branched isomers.  
Only the linear isomer is reported for all other analytes.

## **DATA QUALIFIERS & ABBREVIATIONS**

<b>B</b>	<b>This compound was also detected in the method blank.</b>
<b>D</b>	<b>Dilution</b>
<b>E</b>	<b>The associated compound concentration exceeded the calibration range of the instrument.</b>
<b>H</b>	<b>Recovery and/or RPD was outside laboratory acceptance limits.</b>
<b>I</b>	<b>Chemical Interference</b>
<b>J</b>	<b>The amount detected is below the Reporting Limit/LOQ.</b>
<b>M</b>	<b>Estimated Maximum Possible Concentration. (CA Region 2 projects only)</b>
<b>*</b>	<b>See Cover Letter</b>
<b>Conc.</b>	<b>Concentration</b>
<b>NA</b>	<b>Not applicable</b>
<b>ND</b>	<b>Not Detected</b>
<b>TEQ</b>	<b>Toxic Equivalency</b>
<b>U</b>	<b>Not Detected (specific projects only)</b>

**Unless otherwise noted, solid sample results are reported in dry weight. Tissue samples are reported in wet weight.**



## CERTIFICATIONS

<b>Accrediting Authority</b>	<b>Certificate Number</b>
Alaska Department of Environmental Conservation	17-013
Arkansas Department of Environmental Quality	17-015-0
California Department of Health – ELAP	2892
DoD ELAP - A2LA Accredited - ISO/IEC 17025:2005	3091.01
Florida Department of Health	E87777-18
Hawaii Department of Health	N/A
Louisiana Department of Environmental Quality	01977
Maine Department of Health	2016026
Minnesota Department of Health	1322288
New Hampshire Environmental Accreditation Program	207717
New Jersey Department of Environmental Protection	CA003
New York Department of Health	11411
Oregon Laboratory Accreditation Program	4042-008
Pennsylvania Department of Environmental Protection	014
Texas Commission on Environmental Quality	T104704189-17-8
Virginia Department of General Services	9077
Washington Department of Ecology	C584
Wisconsin Department of Natural Resources	998036160

*Current certificates and lists of licensed parameters are located in the Quality Assurance office and are available upon request.*



# CHAIN OF CUSTODY

**For Laboratory Use Only**  
 Work Order #: 1800329 Temp: 0.3 °C  
 Storage ID: WR-2 Storage Secured: Yes  No

Project ID: NALF Fortress WFO1 PO#: 10006-7-105444 Sampler: M. Gillespie  
 (name)

TAT Standard:  21 days  
 (check one): Rush (surcharge may apply)  
 14 days  7 days Specify: \_\_\_\_\_

Invoice to: Name Company Address City State Ph# Fax#

Tiffany Hill CH2M 5701 Cleveland St Suite 200 Virginia Beach VA 541-765-3109

Relinquished by (printed name and signature) Date Time Received by (printed name and signature) Date Time  
Kathryn Smith 2/15/18 1900 B. Benedict 02/16/18 09 33  
 Relinquished by (printed name and signature) Date Time Received by (printed name and signature) Date Time

SHIP TO: Vista Analytical Laboratory  
 1104 Windfield Way  
 El Dorado Hills, CA 95762  
 (916) 673-1520 \* Fax (916) 673-0106  
 Method of Shipment: Fed Ex  
 Tracking No.: \_\_\_\_\_  
 ATTN: Martha Meier

Quantity	Type	Matrix	Add Analysis(es) Requested				Mod. EPA Method 537	EPA Method 537(DW only)	Comments
			PFON/PDS	UCMR3 PFAS List 6	337 List 14	Full List of 26			
2	P	AQ		X					
				X					
				X					
				X					
				X					
				X					
				X					
				X					
				X					

Sample ID	Date	Time	Location/Sample Description
<u>0F-RW08-FBO1-0218</u>	<u>2/15/18</u>	<u>1140</u>	<u>FB</u>
<u>0F-RW63-INF01-0218</u>		<u>1458</u>	<u>GAC INF</u>
<u>0F-RW63-MID01-0218</u>		<u>1459</u>	<u>GAC MID</u>
<u>0F-RW63-EFF01-0218</u>		<u>1500</u>	<u>GAC EFF</u>
<u>0F-RW63-FBO1-0218</u>		<u>1501</u>	<u>FB</u>
<u>0F-RW44-INF01-0218</u>	<u>2/14/18</u>	<u>1128</u>	<u>GAC INF</u>
<u>0F-RW44-MID01-0218</u>		<u>1131</u>	<u>GAC MID</u>
<u>0F-RW44-EFF01-0218</u>		<u>1134</u>	<u>GAC EFF</u>
<u>0F-RW44-FBO1-0218</u>		<u>1135</u>	<u>FB</u>
<u>0F-RW23-INF01-0218</u>		<u>1042</u>	<u>GAC INF</u>

Special Instructions/Comments: \_\_\_\_\_  
 \_\_\_\_\_  
 \_\_\_\_\_  
 \_\_\_\_\_

**SEND DOCUMENTATION AND RESULTS TO:**  
 Name: Tiffany Hill  
 Company: CH2M  
 Address: 5701 Cleveland St Suite 200  
 City: Virginia Beach State: VA Zip: 23462  
 Phone: 541-765-3109 Fax: \_\_\_\_\_  
 Email: Tiffany.Hill@ch2m.com

Container Types: P= HDPE, PJ= HDPE Jar  
 Bottle Preservation Type: T = Thiosulfate, TZ = Trizma:  
 Matrix Types: AQ = Aqueous, DW = Drinking Water, EF = Effluent, PP = Pulp/Paper, SD = Sediment, SL = Sludge, SO = Soil, WW = Wastewater, B = Blood/Serum, O = Other:



# CHAIN OF CUSTODY

**For Laboratory Use Only**  
 Work Order #: 1800329 Temp: 0.3 °C  
 Storage ID: WR-2 Storage Secured: Yes  No

Project ID: NALE Fentress WFDI PO#: 18006-7-105449 Sampler: M. Gillespie  
 (name)

TAT Standard:  21 days  
 (check one): Rush (surcharge may apply)  
 14 days  7 days Specify: \_\_\_\_\_

Invoice to: Name Company Address City State Ph# Fax#

Tiffany Hill CH2M 5701 Cleveland St. Suite 200 Virginia Beach VA 541-768-3109

Relinquished by (printed name and signature) Date Time Received by (printed name and signature) Date Time  
Kathryn Smith Kalsh 5/15/18 1900 B. Benedict B. Benedict 02/16/18 0933

SHIP TO: Vista Analytical Laboratory  
 1104 Windfield Way  
 El Dorado Hills, CA 95762  
 (916) 673-1520 \* Fax (916) 673-0106  
 ATTN: Mantha Mair

Quantity	Type	Matrix	PFON/PFOS	UCMR3 PFAS List 6	537 List 14	Full List of 26	Other: Please List Below	PFON/PFOS	UCMR3 PFAS List 6	PFAS List 14	Comments
2	P	AQ		X							
				X							
				X							
				X							
				X							
				X							
				X							
				X							
				X							

Sample ID	Date	Time	Location/Sample Description
QF-RWS9-INF01-0218	2/14/18	1332	GAC INF
QF-RWS9-INF01P-0218		1333	GAC INF
QF-RWS9-MID01-0218		1335	GAC MID
QF-RWS9-EFF01-0218		1336	GAC EFF
QF-RWS9-FB01-0218		1332	FB
QF-RWS9-INF01-0218	2/15/18	1137	GAC INF
QF-RWS9-MID01-0218		1138	GAC MID
QF-RWS9-EFF01-0218		1139	GAC EFF
QF-RWS9-EFF01-0218-MS		1139	GAC EFF
QF-RWS9-EFF01-0218-SD		1139	GAC EFF

Special Instructions/Comments: \_\_\_\_\_  
 \_\_\_\_\_  
 \_\_\_\_\_  
 \_\_\_\_\_

**SEND DOCUMENTATION AND RESULTS TO:**

Name: Tiffany Hill  
 Company: CH2M  
 Address: 5701 Cleveland St Suite 200  
 City: Virginia Beach State: VA Zip: 23162  
 Phone: 541-768-3109 Fax: \_\_\_\_\_  
 Email: Tiffany.Hill@ch2m.com

Container Types: P = HDPE, PJ = HDPE Jar  
 Bottle Preservation Type: T = Thiosulfate, TZ = Trizma:  
 Matrix Types: AQ = Aqueous, DW = Drinking Water, EF = Effluent, PP = Pulp/Paper, SD = Sediment, SL = Sludge, SO = Soil, WW = Wastewater, B = Blood/Serum, O = Other:

**Sample Log-in Checklist**

Vista Work Order #: 1800323 <sup>1800329</sup> TAT 14  
1800323 02/16/18

<b>Samples Arrival:</b>	Date/Time 02/16/18 0902	Initials: VBBB	Location: WR-2
			Shelf/Rack: NA
<b>Logged In:</b>	Date/Time 02/16/18 1304	Initials: VBBB	Location: WR-2
			Shelf/Rack: E2
<b>Delivered By:</b>	<input checked="" type="radio"/> FedEx	<input type="radio"/> UPS	<input type="radio"/> On Trac
		<input type="radio"/> GSO	<input type="radio"/> DHL
		<input type="radio"/> Hand Delivered	<input type="radio"/> Other
<b>Preservation:</b>	<input checked="" type="radio"/> Ice	<input type="radio"/> Blue Ice	<input type="radio"/> Dry Ice
	<input type="radio"/> None		
Temp °C: 0.0 (uncorrected)	Time: 0954	Thermometer ID: DT-3	
Temp °C: 0.0 (corrected)	Probe used: Yes <input checked="" type="checkbox"/> No <input type="checkbox"/>	R-4 VBBB 2/16/18	

	YES	NO	NA
Adequate Sample Volume Received?	<input checked="" type="checkbox"/>		
Holding Time Acceptable?	<input checked="" type="checkbox"/>		
Shipping Container(s) Intact?	<input checked="" type="checkbox"/>		
Shipping Custody Seals Intact?	<input checked="" type="checkbox"/>		
Shipping Documentation Present?	<input checked="" type="checkbox"/>		
Airbill 2013 Trk # 7714 9767 4059	<input checked="" type="checkbox"/>		
Sample Container Intact?	<input checked="" type="checkbox"/>		
Sample Custody Seals Intact?	<input checked="" type="checkbox"/>		<input checked="" type="checkbox"/>
Chain of Custody / Sample Documentation Present?	<input checked="" type="checkbox"/>		
COC Anomaly/Sample Acceptance Form completed?		<input checked="" type="checkbox"/>	<input checked="" type="checkbox"/>
If Chlorinated or Drinking Water Samples, Acceptable Preservation?			
Preservation Documented:	<input type="radio"/> Na <sub>2</sub> S <sub>2</sub> O <sub>3</sub>	<input type="radio"/> Trizma	<input checked="" type="radio"/> None
	<input checked="" type="radio"/> Yes	<input checked="" type="radio"/> No	<input checked="" type="radio"/> NA
Shipping Container	<input checked="" type="radio"/> Vista	<input checked="" type="radio"/> Client	<input checked="" type="radio"/> Retain
	<input type="radio"/> Return	<input type="radio"/> Dispose	

Comments: OF-RW63-INFO1-028 A/B  
 MID01  
 ↓  
 EFF01  
 ↓  
 FBO1

### Sample Log-in Checklist

Vista Work Order #: 1800329 TAT 14

Samples Arrival:	Date/Time 02/16/18 0902	Initials: UBAB	Location: WR-2
Logged In:	Date/Time 02/16/18 1501	Initials: UBAB	Location: WR-2
Delivered By:	<input checked="" type="checkbox"/> FedEx	<input type="checkbox"/> UPS	<input type="checkbox"/> On Trac
Preservation:	<input checked="" type="checkbox"/> Ice	<input type="checkbox"/> Blue Ice	<input type="checkbox"/> Dry Ice
Temp °C: 0.4 (uncorrected)	Time: 0931	Thermometer ID: IR-4	
Temp °C: 0.3 (corrected)	Probe used: Yes <input type="checkbox"/> No <input checked="" type="checkbox"/>		

	YES	NO	NA
Adequate Sample Volume Received?	✓		
Holding Time Acceptable?	✓		
Shipping Container(s) Intact?	✓		
Shipping Custody Seals Intact?	✓		
Shipping Documentation Present?	✓		
Airbill 3of3 Trk # 9714 9767 3924	✓		
Sample Container Intact?	✓		
Sample Custody Seals Intact?			✓
Chain of Custody / Sample Documentation Present?	✓		
COC Anomaly/Sample Acceptance Form completed?			✓
If Chlorinated or Drinking Water Samples, Acceptable Preservation?			✓
Preservation Documented:	Na <sub>2</sub> S <sub>2</sub> O <sub>3</sub>	Trizma	<input checked="" type="radio"/> None
Shipping Container	<input checked="" type="radio"/> Vista	Client	<input checked="" type="radio"/> Retain

Comments:

## **EXTRACTION INFORMATION**

Prep Expiration: 2018-Feb-28  
 Client: CH2M Hill

Workorder Due: **02-Mar-18 00:00**

TAT: 14

Method: **537M PFAS DOD (LOQ as mRL)**  
 Matrix: **Aqueous**

Prep Batch: B8B0131

Version: 537 (14 Analyte)  
 DoD: **DoD QSM 5.1**

Prep Data Entered: VL 2/23/18  
Date and Initials

Initial Sequence: S030069

LabSampID	A/B	Prep Rec	Spike Rec	ClientSampleID	Comments	Location	Container
1800329-01	A	<input checked="" type="checkbox"/>	<input checked="" type="checkbox"/>	OF-RW59-INF01-0218		WR-2 E-3	HDPE Bottle, 125 mL
1800329-02		<input checked="" type="checkbox"/>	<input checked="" type="checkbox"/>	OF-RW59-INF01P-0218		WR-2 E-3	HDPE Bottle, 125 mL
1800329-03		<input checked="" type="checkbox"/>	<input checked="" type="checkbox"/>	OF-RW59-MID01-0218		WR-2 E-3	HDPE Bottle, 125 mL
1800329-04		<input checked="" type="checkbox"/>	<input checked="" type="checkbox"/>	OF-RW59-EFF01-0218		WR-2 E-3	HDPE Bottle, 125 mL
1800329-05		<input checked="" type="checkbox"/>	<input checked="" type="checkbox"/>	OF-RW59-FB01-0218		WR-2 E-3	HDPE Bottle, 125 mL
1800329-06		<input checked="" type="checkbox"/>	<input checked="" type="checkbox"/>	OF-RW08-INF01-0218		WR-2 E-3	HDPE Bottle, 125 mL
1800329-07		<input checked="" type="checkbox"/>	<input checked="" type="checkbox"/>	OF-RW08-MID01-0218		WR-2 E-3	HDPE Bottle, 125 mL
1800329-08	A,B,C	<input checked="" type="checkbox"/>	<input checked="" type="checkbox"/>	OF-RW08-EFF01-0218	MS/MSD	WR-2 E-3	HDPE Bottle, 125 mL
1800329-09	A	<input checked="" type="checkbox"/>	<input checked="" type="checkbox"/>	OF-RW08-FB01-0218		WR-2 E-3	HDPE Bottle, 125 mL
1800329-10		<input checked="" type="checkbox"/>	<input checked="" type="checkbox"/>	OF-RW63-INF01-0218		WR-2 E-3	HDPE Bottle, 125 mL
1800329-11		<input checked="" type="checkbox"/>	<input checked="" type="checkbox"/>	OF-RW63-MID01-0218		WR-2 E-3	HDPE Bottle, 125 mL
1800329-12		<input checked="" type="checkbox"/>	<input checked="" type="checkbox"/>	OF-RW63-EFF01-0218		WR-2 E-3	HDPE Bottle, 125 mL
1800329-13		<input checked="" type="checkbox"/>	<input checked="" type="checkbox"/>	OF-RW63-FB01-0218		WR-2 E-3	HDPE Bottle, 125 mL
1800329-14		<input checked="" type="checkbox"/>	<input checked="" type="checkbox"/>	OF-RW44-INF01-0218		WR-2 E-3	HDPE Bottle, 125 mL
1800329-15		<input checked="" type="checkbox"/>	<input checked="" type="checkbox"/>	OF-RW44-MID01-0218		WR-2 E-3	HDPE Bottle, 125 mL
1800329-16		<input checked="" type="checkbox"/>	<input checked="" type="checkbox"/>	OF-RW44-EFF01-0218		WR-2 E-3	HDPE Bottle, 125 mL
1800329-17		<input checked="" type="checkbox"/>	<input checked="" type="checkbox"/>	OF-RW44-FB01-0218		WR-2 E-3	HDPE Bottle, 125 mL
1800329-18		<input checked="" type="checkbox"/>	<input checked="" type="checkbox"/>	OF-RW42B-INF01-0218		WR-2 E-3	HDPE Bottle, 125 mL

Pre-Prep Check Out: MA 2/22/18  
 Pre-Prep Check In: NA

Prep Check Out: NA  
 Prep Check In: NA

Prep Reconciled Initials/Date: MA 2/22/18  
 Spike Reconciled Initials/Date: VL 2/22/18  
 VialBoxID: ZIM

PREPARATION BENCH SHEET

Matrix: Aqueous

Method: 537M PFAS DOD (LOQ as mRL)

B8B0131

Chemist: KC  
 Prep Date/Time: ~~27-Feb-18 08:38~~  
 22 12:45  
 KC 2/22/18

Prepared using: LCMS - SPE Extraction-LCMS

Date/Initials: 02/22/18 MA BalanceID: HRMS-8

Cen	VISTA Sample ID	pH Before	pH After	Chlorine (Cl)	Drops HCl Added	Bottle + Sample (g)	Bottle Only (g)	Sample Amt. (L)	IS/NS CHEM/WIT DATE	SPE	RS CHEM/WIT DATE
<input type="checkbox"/>	B8B0131-BLK1	5	2	0	2	NA	NA	(0.125)	KC MA 2/22/18	KC 2/22/18	KC FR 2/23/18
<input type="checkbox"/>	B8B0131-BS1	5	2	0	2	NA	NA	(0.125)	T	T	T
<input type="checkbox"/>	B8B0131-MS1 1800329-08	5	2	20	2	148.15	26.89	0.12126	T	T	T
<input type="checkbox"/>	B8B0131-MSD1 1800329-08	5	2	20	2	145.85	26.71	0.11914	T	T	T
<input checked="" type="checkbox"/>	1800329-01	6	2	0	2	141.60	26.98	0.11462	T	T	T
<input checked="" type="checkbox"/>	1800329-02	6	2	0	2	144.82	26.93	0.11789	T	T	T
<input checked="" type="checkbox"/>	1800329-03	6	2	0	2	146.84	27.00	0.11984	T	T	T
<input type="checkbox"/>	1800329-04	6	2	0	2	148.29	26.69	0.12160	T	T	T
<input type="checkbox"/>	1800329-05	7	2	0	3	139.85	26.71	0.11314	T	T	T
<input type="checkbox"/>	1800329-06	5	2	0	2	148.70	26.91	0.12179	T	T	T
<input type="checkbox"/>	1800329-07	5	2	0	2	135.68	26.76	0.10892	T	T	T
<input type="checkbox"/>	1800329-08	5	2	0	2	149.65	27.03	0.12262	T	T	T
<input type="checkbox"/>	1800329-09	5	2	0	2	148.66	26.93	0.12173	T	T	T
<input type="checkbox"/>	1800329-10	5	2	0	2	139.34	26.97	0.11237	T	T	T
<input type="checkbox"/>	1800329-11	5	2	0	2	141.79	26.64	0.11515	T	T	T
<input type="checkbox"/>	1800329-12	5	2	0	2	147.91	26.62	0.12129	↓	↓	↓

IS: <u>17L2601, 10µL (V1)</u> IS SUP: <u>NA</u> NS: <u>17L2103, 10µL (V2)</u> RS: <u>17L2332, 10µL (V1)</u>	SPE Chem: <u>Strata-X-HW 33µm 200µg</u> Ele SOLV: <u>MeOH / 5% NH4OH in MeOH</u> Final Volume(s) <u>1mL</u>	Notes:
--	---	--------

Comments: Assume 1 g = 1 mL  
 Cen = Centrifuged



PREPARATION BENCH SHEET

Matrix: Aqueous

Method: 537M PFAS DOD (LOQ as mL)

B8B0131

Chemist: VC  
 Prep Date/Time: ~~21-Feb-18 08:28~~  
 22 12:45  
 VC 2/22/18

Prepared using: LCMS - SPE Extraction-LCMS

Date/Initials: 02/22/18 MA BalanceID: HRMS-8

Cen	VISTA Sample ID	pH Before	pH After	Chlorine (Cl)	Drops HCl Added	Bottle + Sample (g)	Bottle Only (g)	Sample Amt. (L)	IS/NS CHEM/WIT DATE	SPE	RS CHEM/WIT DATE
<input type="checkbox"/>	1800329-13	5	2	0	2	147.66	27.00	0.12066	VC MA 2/22/18	VC 2/22/18	VC FR 2/23/18
<input type="checkbox"/>	1800329-14	5	2	0	2	141.66	26.82	0.11484	T	T	T
<input checked="" type="checkbox"/>	1800329-15	5	2	0	2	147.97	27.03	0.12094	T	T	T
<input checked="" type="checkbox"/>	1800329-16	5	2	0	2	144.55	27.12	0.11743	T	T	T
<input type="checkbox"/>	1800329-17	7	2	0	3	148.45	26.90	0.12155	T	T	T
<input checked="" type="checkbox"/>	1800329-18	6	2	0	2	142.72	27.03	0.11569	V	V	V

IS: <u>17L2601, 10µL (V1)</u> IS SUP: <u>NA</u> NS: <u>17L2103, 10µL (V2)</u> RS: <u>17L2332, 10µL (V)</u>	SPE Chem: <u>Strata-X-AW 33µm 200µg/cm<sup>2</sup></u> Ele SOLV: <u>MeOH 5% NH<sub>4</sub>OH in MeOH</u> Final Volume(s) <u>1mL</u>	Notes:
---	---	--------

Comments: Assume 1 g = 1 mL  
 Cen = Centrifuged

Batch: B8B0131

Matrix: Aqueous

LabNumber	WetWeight (Initial)	% Solids (Extraction Solids)	DryWeight	Final	Extracted	Ext By	Spike	SpikeAmount	ClientMatrix	Analysis
1800329-01	0.11462 ✓	N/A	N/A	1000	22-Feb-18 12:45	KC			Aqueous	537M PFAS DOD (LOQ as
1800329-02	0.11789 ✓	T	T	1000	22-Feb-18 12:45	KC			Aqueous	537M PFAS DOD (LOQ as
1800329-03	0.11984 ✓			1000	22-Feb-18 12:45	KC			Aqueous	537M PFAS DOD (LOQ as
1800329-04	0.1216 ✓			1000	22-Feb-18 12:45	KC			Aqueous	537M PFAS DOD (LOQ as
1800329-05	0.11314 ✓			1000	22-Feb-18 12:45	KC			Aqueous	537M PFAS DOD (LOQ as
1800329-06	0.12179 ✓			1000	22-Feb-18 12:45	KC			Aqueous	537M PFAS DOD (LOQ as
1800329-07	0.10892 ✓			1000	22-Feb-18 12:45	KC			Aqueous	537M PFAS DOD (LOQ as
1800329-08	0.12262 ✓			1000	22-Feb-18 12:45	KC			Aqueous	537M PFAS DOD (LOQ as
1800329-09	0.12173 ✓			1000	22-Feb-18 12:45	KC			Aqueous	537M PFAS DOD (LOQ as
1800329-10	0.11237 ✓			1000	22-Feb-18 12:45	KC			Aqueous	537M PFAS DOD (LOQ as
1800329-11	0.11515 ✓			1000	22-Feb-18 12:45	KC			Aqueous	537M PFAS DOD (LOQ as
1800329-12	0.12129 ✓			1000	22-Feb-18 12:45	KC			Aqueous	537M PFAS DOD (LOQ as
1800329-13	0.12066 ✓			1000	22-Feb-18 12:45	KC			Aqueous	537M PFAS DOD (LOQ as
1800329-14	0.11484 ✓			1000	22-Feb-18 12:45	KC			Aqueous	537M PFAS DOD (LOQ as
1800329-15	0.12094 ✓			1000	22-Feb-18 12:45	KC			Aqueous	537M PFAS DOD (LOQ as
1800329-16	0.11743 ✓			1000	22-Feb-18 12:45	KC			Aqueous	537M PFAS DOD (LOQ as
1800329-17	0.12155 ✓			1000	22-Feb-18 12:45	KC			Aqueous	537M PFAS DOD (LOQ as
1800329-18	0.11569 ✓			1000	22-Feb-18 12:45	KC			Aqueous	537M PFAS DOD (LOQ as
B8B0131-BLK1	0.125 ✓			1000	22-Feb-18 12:45	KC				QC
B8B0131-BS1	0.125 ✓			1000	22-Feb-18 12:45	KC	17L2103 ✓	10 ✓		QC
B8B0131-MS1	0.12126 ✓			1000	22-Feb-18 12:45	KC	17L2103 ✓	10 ✓		QC
B8B0131-MSD1	0.11914 ✓			1000	22-Feb-18 12:45	KC	17L2103 ✓	10 ✓		QC

KC 2/23/18

**SAMPLE DATA – MODIFIED EPA METHOD 537**

Dataset: Z:\Projects\PFAS.PRO\Results\180301M1\180301M1-24.qld

Last Altered: Tuesday, March 06, 2018 10:25:26 Pacific Standard Time

Printed: Tuesday, March 06, 2018 10:26:24 Pacific Standard Time

Method: Z:\Projects\PFAS.PRO\MethDB\PFAS\_FULL\_80C\_022718.mdb 28 Feb 2018 13:19:45

Calibration: Z:\Projects\PFAS.PRO\CurveDB\C18\_VAL-PFAS\_Q4\_03-01-18-FULL.cdb 05 Mar 2018 08:17:35

Name: 180301M1\_24, Date: 02-Mar-2018, Time: 05:04:03, ID: B8B0131-BLK1 Method Blank 0.125, Description: Method Blank

	# Name	Trace	Area	IS Area	Wt./Vol.	RRF	Pred.RT	RT	y Axis Resp.	Conc.	%Rec
1	3 PFBS	299.0 > 79.7		1.01e3	0.125		2.60				
2	5 PFHxA	313.2 > 268.9		2.41e3	0.125		3.19				
3	7 PFHpA	363.0 > 318.9		6.06e3	0.125		3.81				
4	8 L-PFHxS	398.9 > 79.6	4.57e0	8.11e2	0.125		4.17	3.95	0.0704		
5	11 L-PFOA	413 > 368.7		9.71e3	0.125		4.40				
6	14 PFNA	463.0 > 418.8		7.53e3	0.125		4.76				
7	16 L-PFOS	499 > 79.9		2.24e3	0.125		4.90				
8	18 PFDA	513 > 468.8		7.11e3	0.125		5.14				
9	21 N-MeFOSAA	570.1 > 419		2.86e3	0.125		5.29				
10	22 N-EtFOSAA	584.2 > 419		3.53e3	0.125		5.45				
11	23 PFUdA	563.0 > 518.9	3.39e1	7.58e3	0.125		5.46	5.46	0.0559	0.5132	

Dataset: Z:\Projects\PFAS.PRO\Results\180301M1\180301M1-24.qld

Last Altered: Tuesday, March 06, 2018 10:25:26 Pacific Standard Time

Printed: Tuesday, March 06, 2018 10:26:12 Pacific Standard Time

Method: Z:\Projects\PFAS.PRO\MethDB\PFAS\_FULL\_80C\_022718.mdb 28 Feb 2018 13:19:45

Calibration: Z:\Projects\PFAS.PRO\CurveDB\C18\_VAL-PFAS\_Q4\_03-01-18-FULL.cdb 05 Mar 2018 08:17:35

Name: 180301M1\_24, Date: 02-Mar-2018, Time: 05:04:03, ID: B8B0131-BLK1 Method Blank 0.125, Description: Method Blank

#	Name	Trace	Area	IS Area	Wt./Vol.	RRF	Pred.RT	RT	y Axis Resp.	Conc.	%Rec
1	25 PFDa	612.9 > 569.0		7.27e3	0.125		5.74				
2	27 PFTDA	662.9 > 618.9		7.27e3	0.125		5.98				
3	28 PFTeDA	712.9 > 668.8		3.22e3	0.125		6.20				
4	36 13C3-PFBS	302. > 98.8	1.01e3	8.70e3	0.125	0.125	2.69	2.69	1.45	92.9796	93.0
5	37 13C2-PFHxA	315 > 269.8	2.41e3	8.70e3	0.125	0.722	3.19	3.18	3.46	38.2757	95.7
6	38 13C4-PFHpA	367.2 > 321.8	6.06e3	8.70e3	0.125	0.687	3.81	3.79	8.71	101.3680	101.4
7	39 18O2-PFHxS	403.0 > 102.6	8.11e2	2.39e3	0.125	0.367	3.96	3.95	4.24	92.4956	92.5
8	40 13C2-PFOA	414.9 > 369.7	9.71e3	8.38e3	0.125	1.260	4.33	4.32	14.5	91.9401	91.9
9	41 13C5-PFNA	468.2 > 422.9	7.53e3	9.53e3	0.125	0.959	4.76	4.76	9.88	82.3924	82.4
10	42 13C8-PFOA	506.1 > 77.7	1.25e3	1.09e4	0.125	0.229	4.83	4.83	1.44	50.3778	50.4
11	43 13C8-PFOS	507.0 > 79.9	2.24e3	2.34e3	0.125	1.053	4.84	4.84	12.0	91.0075	91.0
12	44 13C2-PFDA	515.1 > 469.9	7.11e3	1.01e4	0.125	0.977	5.14	5.14	8.76	71.7034	71.7
13	45 d3-N-MeFOSAA	573.3 > 419	2.86e3	1.09e4	0.125	0.384	5.29	5.29	3.30	68.6555	68.7
14	46 d5-N-EtFOSAA	589.3 > 419	3.53e3	1.09e4	0.125	0.403	5.45	5.45	4.06	80.7516	80.8
15	47 13C2-PFUDa	565 > 519.8	7.58e3	1.09e4	0.125	1.019	5.46	5.47	8.73	68.4753	68.5
16	48 13C2-PFDa	615.0 > 569.7	7.27e3	1.09e4	0.125	0.908	5.74	5.75	8.37	73.7498	73.7
17	49 d3-N-MeFOSA	515.2 > 168.9		1.09e4	0.125	0.117	5.84				
18	50 13C2-PFTeDA	714.8 > 669.6	3.22e3	1.09e4	0.125	0.414	6.20	6.23	3.71	71.7851	71.8
19	51 d5-N-ETFOSA	531.1 > 168.9		1.09e4	0.125	0.181	6.22				
20	52 13C2-PFHxDA	815 > 769.7	1.68e3	1.09e4	0.125	0.782	6.51	6.56	1.94	19.8110	49.5
21	53 d7-N-MeFOSE	623.1 > 58.9		1.09e4	0.125	0.172	6.31				
22	54 d9-N-EtFOSE	639.2 > 58.8		1.09e4	0.125	0.146	6.45				
23	55 13C4-PFBA	217. > 171.8	6.95e3	6.95e3	0.125	1.000	1.46	1.44	12.5	100.0000	100.0
24	56 13C5-PFHxA	318 > 272.9	8.70e3	8.70e3	0.125	1.000	3.19	3.18	12.5	100.0000	100.0
25	57 13C3-PFHxS	401.9 > 79.9	2.39e3	2.39e3	0.125	1.000	3.96	3.95	12.5	100.0000	100.0
26	58 13C8-PFOA	421.3 > 376	8.38e3	8.38e3	0.125	1.000	4.33	4.33	12.5	100.0000	100.0
27	59 13C9-PFNA	472.2 > 426.9	9.53e3	9.53e3	0.125	1.000	4.70	4.76	12.5	100.0000	100.0
28	60 13C4-PFOS	503 > 79.9	2.34e3	2.34e3	0.125	1.000	4.84	4.84	12.5	100.0000	100.0
29	61 13C6-PFDA	519.1 > 473.7	1.01e4	1.01e4	0.125	1.000	5.14	5.14	12.5	100.0000	100.0
30	62 13C7-PFUDa	570.1 > 524.8	1.09e4	1.09e4	0.125	1.000	5.46	5.47	12.5	100.0000	100.0
31	63 Total PFHxS	398.9 > 79.6	4.57e0	8.11e2	0.125		3.85		0.000		
32	64 Total PFOA	413 > 368.7	0.00e0	9.71e3	0.125		4.21		0.000		

Dataset: Z:\Projects\PFAS.PRO\Results\180301M1\180301M1-24.qld

Last Altered: Tuesday, March 06, 2018 10:25:26 Pacific Standard Time

Printed: Tuesday, March 06, 2018 10:26:12 Pacific Standard Time

Name: 180301M1\_24, Date: 02-Mar-2018, Time: 05:04:03, ID: B8B0131-BLK1 Method Blank 0.125, Description: Method Blank

	# Name	Trace	Area	IS Area	Wt./Vol.	RRF	Pred.RT	RT	y Axis Resp.	Conc.	%Rec
33	65 Total PFOS	499 > 79.9	0.00e0	2.24e3	0.125		4.73		0.000		
34	66 Total N-MeFOSAA	570.1 > 419	0.00e0	2.86e3	0.125		5.29		0.000		
35	67 Total N-EtFOSAA	584.2 > 419	0.00e0	3.53e3	0.125		5.45		0.000		

Dataset: Z:\Projects\PFAS.PRO\Results\180301M1\180301M1-24.qld

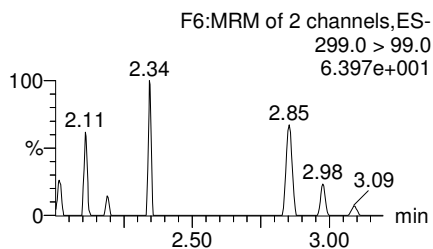
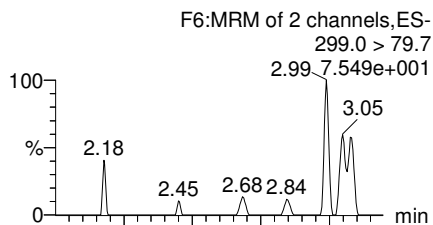
Last Altered: Tuesday, March 06, 2018 10:25:26 Pacific Standard Time  
Printed: Tuesday, March 06, 2018 10:26:12 Pacific Standard Time

Method: Z:\Projects\PFAS.PRO\MethDB\PFAS\_FULL\_80C\_022718.mdb 28 Feb 2018 13:19:45

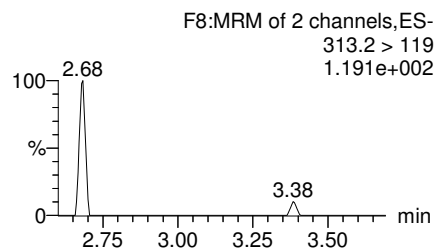
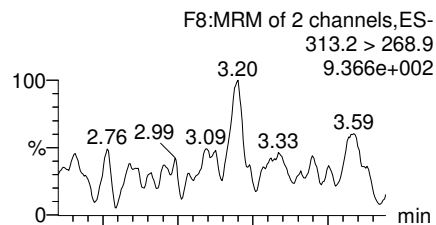
Calibration: Z:\Projects\PFAS.PRO\CurveDB\C18\_VAL-PFAS\_Q4\_03-01-18-FULL.cdb 05 Mar 2018 08:17:35

Name: 180301M1\_24, Date: 02-Mar-2018, Time: 05:04:03, ID: B8B0131-BLK1 Method Blank 0.125, Description: Method Blank

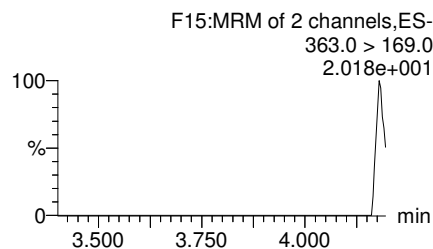
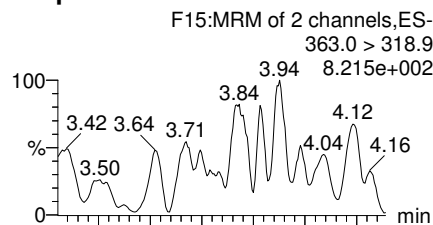
**PFBS**



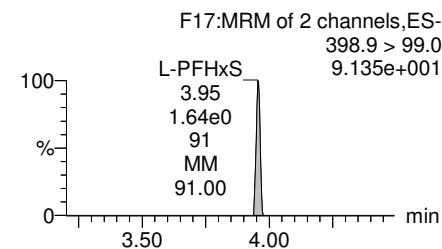
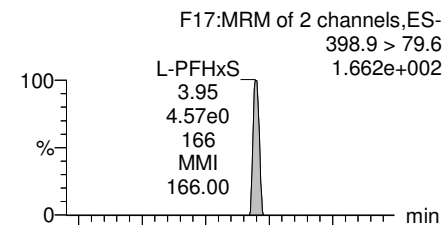
**PFHxA**



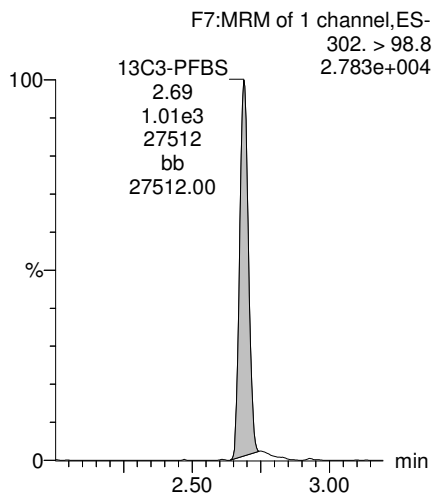
**PFHpA**



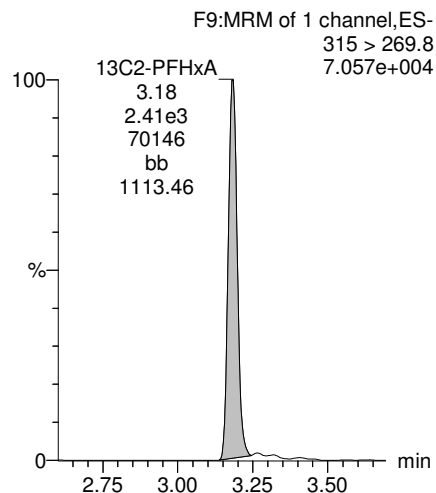
**Total PFHxS**



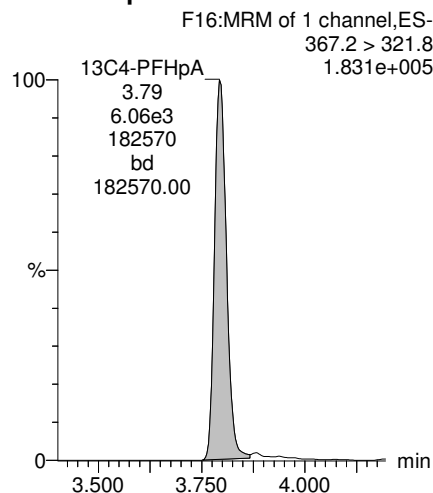
**13C3-PFBS**



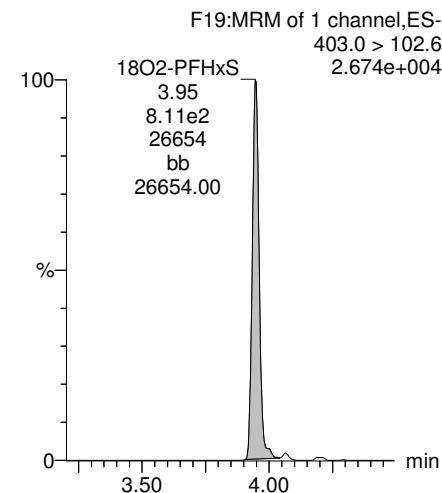
**13C2-PFHxA**



**13C4-PFHpA**



**18O2-PFHxS**



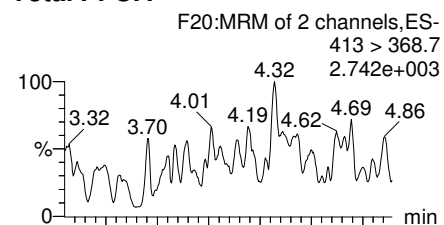
Dataset: Z:\Projects\PFAS.PRO\Results\180301M1\180301M1-24.qld

Last Altered: Tuesday, March 06, 2018 10:25:26 Pacific Standard Time

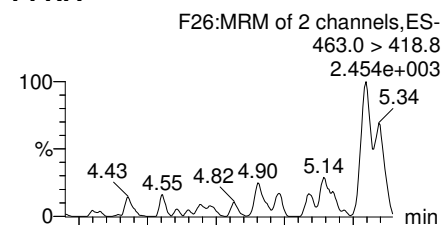
Printed: Tuesday, March 06, 2018 10:26:12 Pacific Standard Time

Name: 180301M1\_24, Date: 02-Mar-2018, Time: 05:04:03, ID: B8B0131-BLK1 Method Blank 0.125, Description: Method Blank

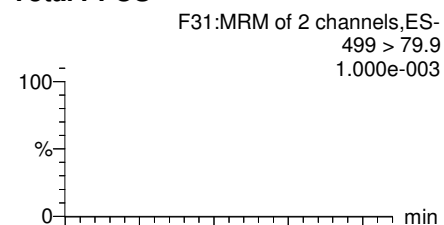
**Total PFOA**



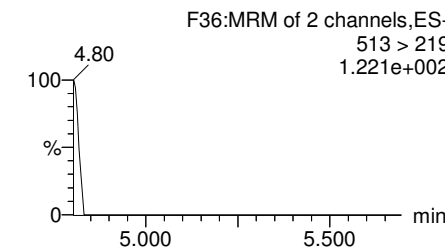
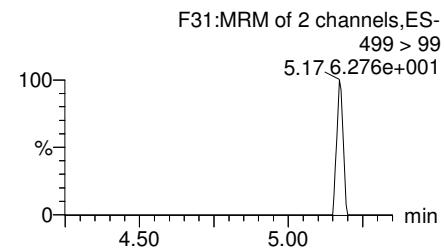
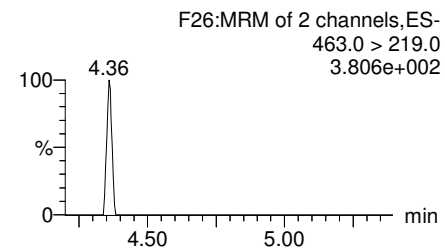
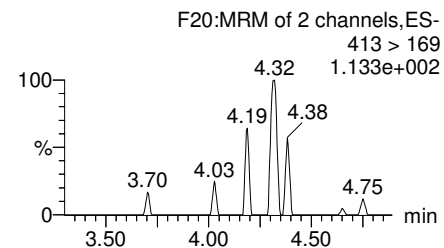
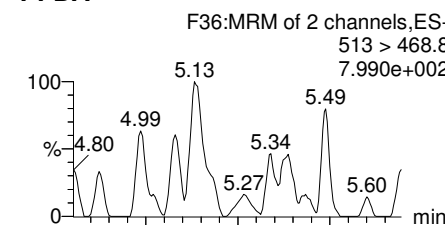
**PFNA**



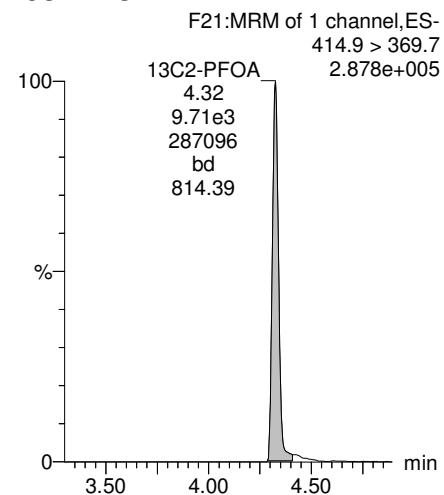
**Total PFOS**



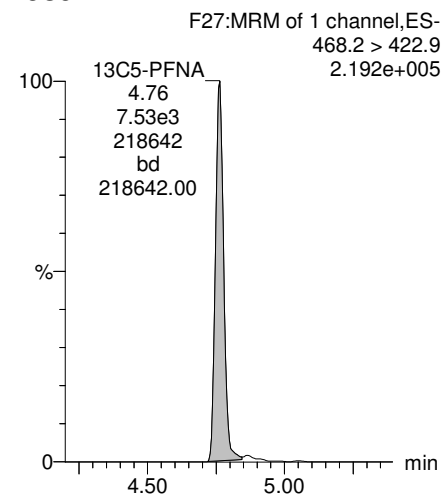
**PFDA**



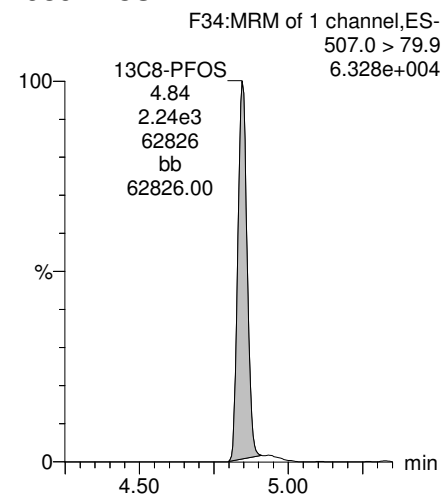
**13C2-PFOA**



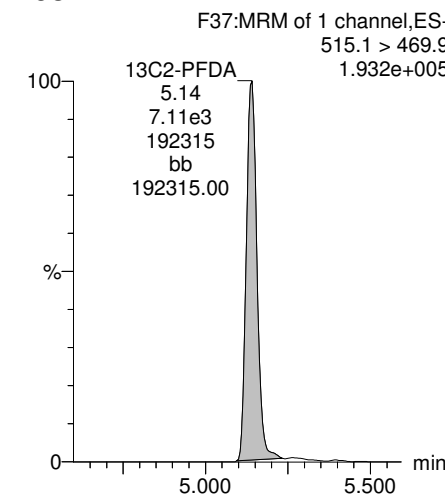
**13C5-PFNA**



**13C8-PFOS**



**13C2-PFDA**

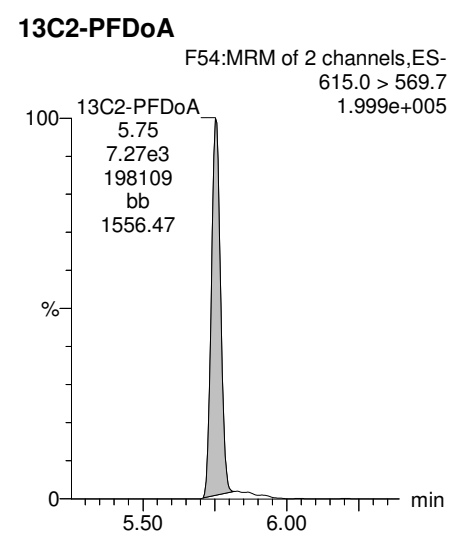
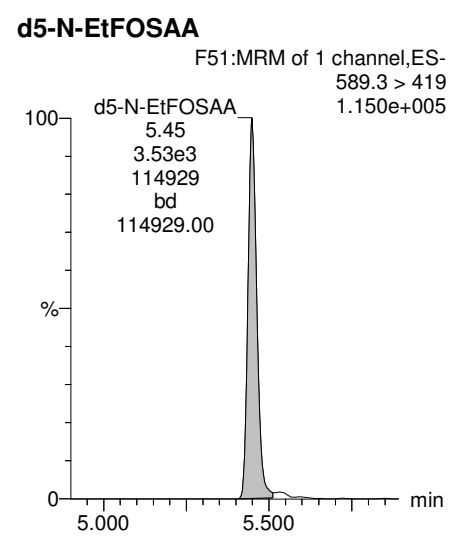
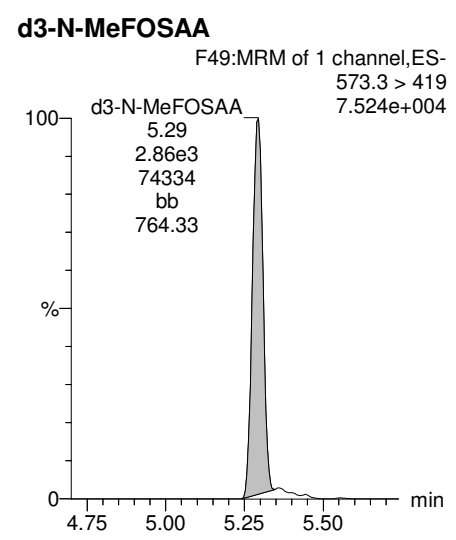
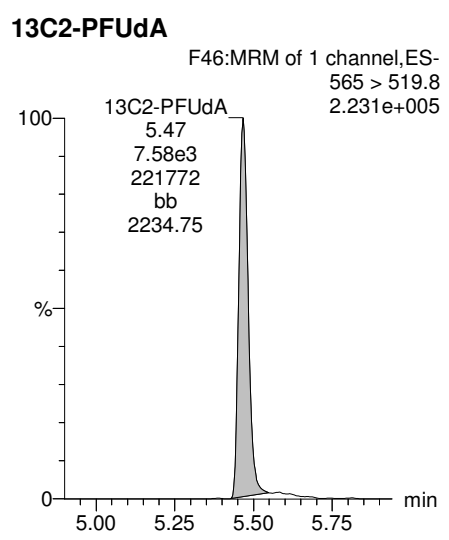
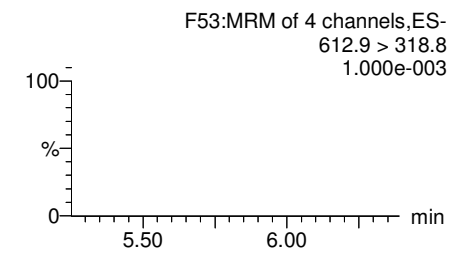
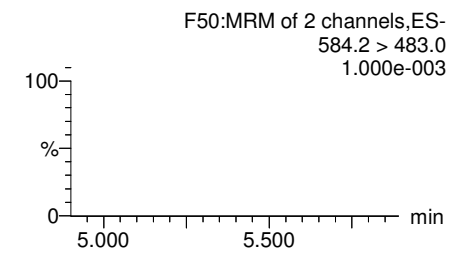
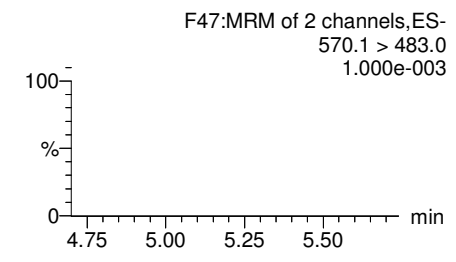
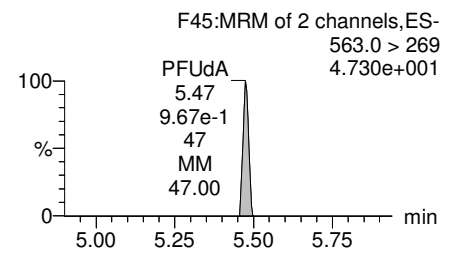
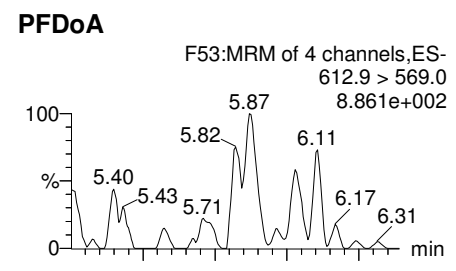
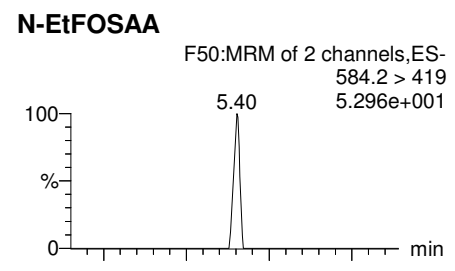
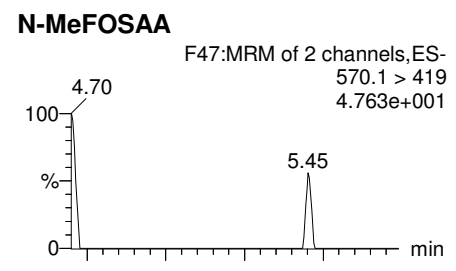
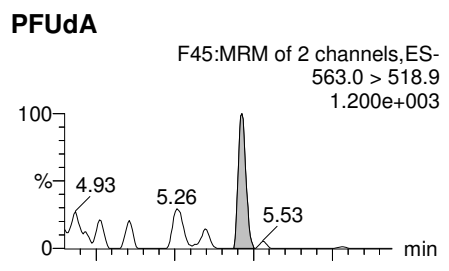




Dataset: Z:\Projects\PFAS.PRO\Results\180301M1\180301M1-24.qld

Last Altered: Tuesday, March 06, 2018 10:25:26 Pacific Standard Time  
Printed: Tuesday, March 06, 2018 10:26:12 Pacific Standard Time

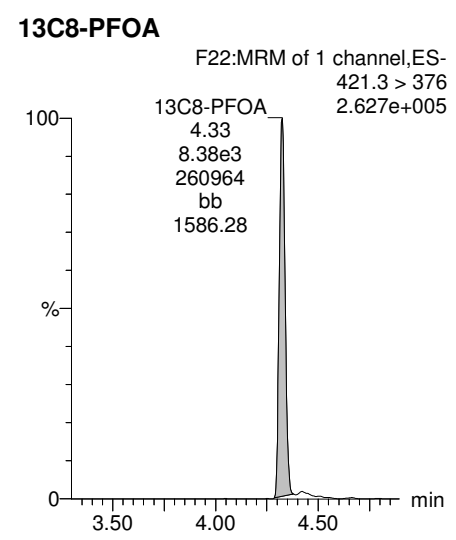
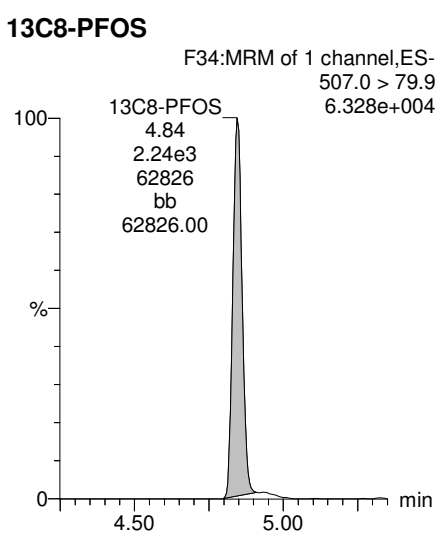
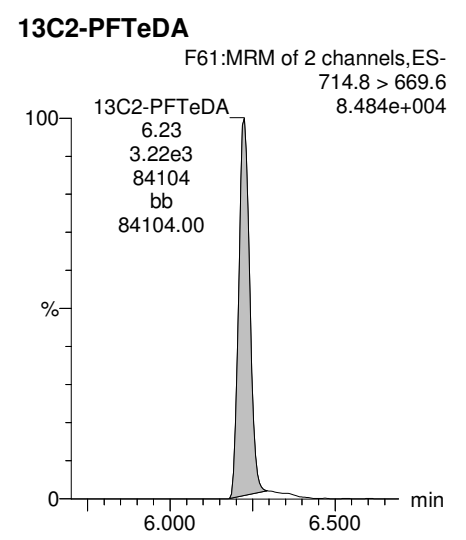
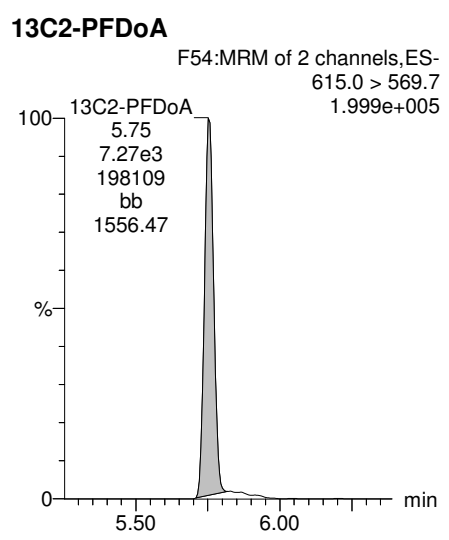
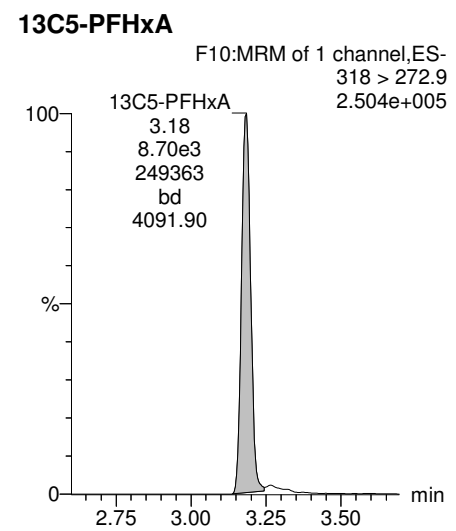
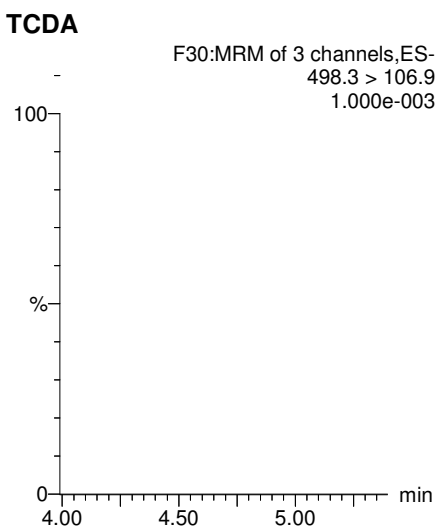
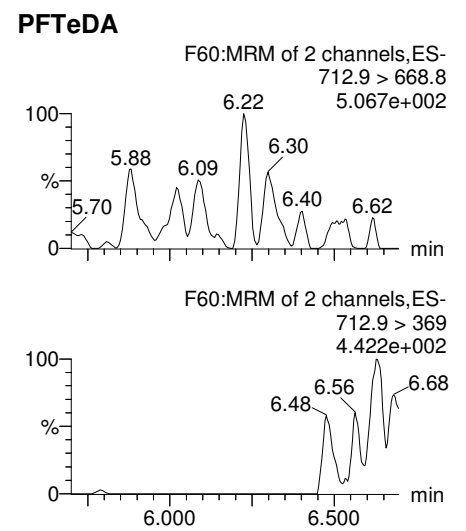
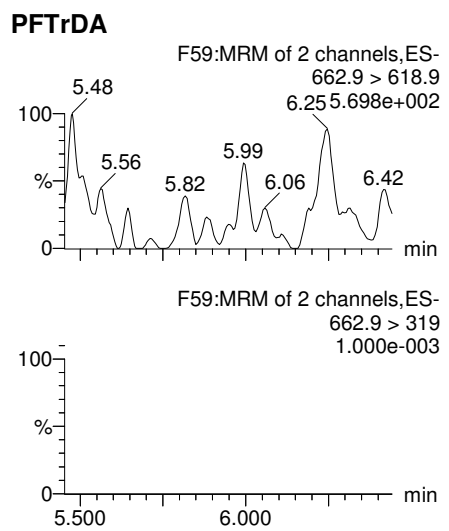
Name: 180301M1\_24, Date: 02-Mar-2018, Time: 05:04:03, ID: B8B0131-BLK1 Method Blank 0.125, Description: Method Blank



Dataset: Z:\Projects\PFAS.PRO\Results\180301M1\180301M1-24.qld

Last Altered: Tuesday, March 06, 2018 10:25:26 Pacific Standard Time  
Printed: Tuesday, March 06, 2018 10:26:12 Pacific Standard Time

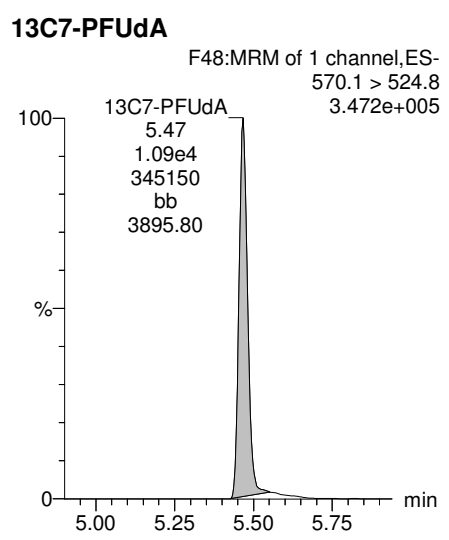
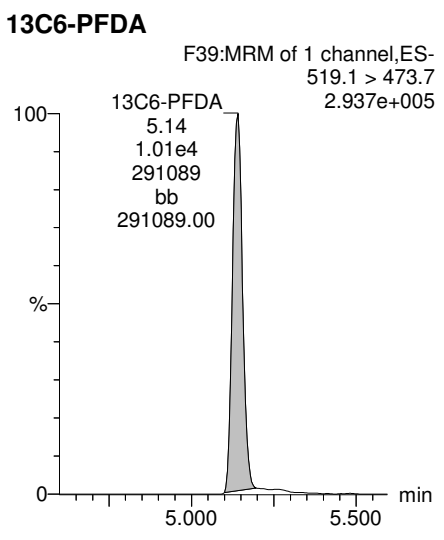
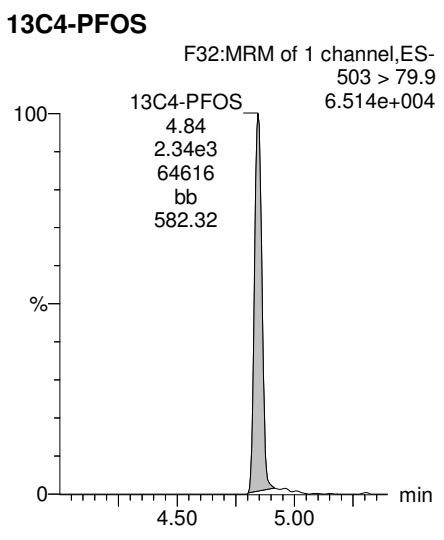
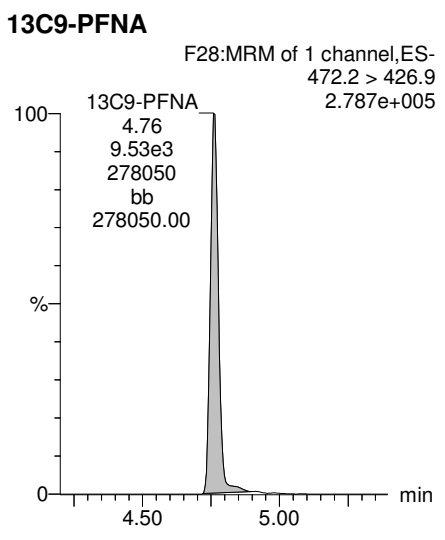
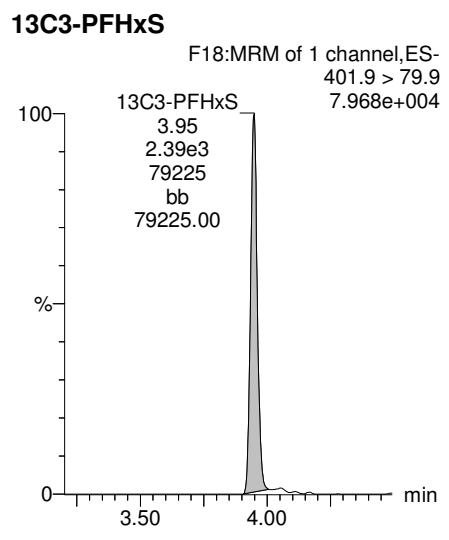
Name: 180301M1\_24, Date: 02-Mar-2018, Time: 05:04:03, ID: B8B0131-BLK1 Method Blank 0.125, Description: Method Blank



Dataset: Z:\Projects\PFAS.PRO\Results\180301M1\180301M1-24.qld

Last Altered: Tuesday, March 06, 2018 10:25:26 Pacific Standard Time  
Printed: Tuesday, March 06, 2018 10:26:12 Pacific Standard Time

Name: 180301M1\_24, Date: 02-Mar-2018, Time: 05:04:03, ID: B8B0131-BLK1 Method Blank 0.125, Description: Method Blank



Dataset: Z:\Projects\PFAS.PRO\Results\180301M1\180301M1-23.qld

Last Altered: Tuesday, March 06, 2018 10:17:29 Pacific Standard Time

Printed: Tuesday, March 06, 2018 10:19:13 Pacific Standard Time

Reviewed: CT 3/12/2018

Method: Z:\Projects\PFAS.PRO\MethDB\PFAS\_FULL\_80C\_022718.mdb 28 Feb 2018 13:19:45

Calibration: Z:\Projects\PFAS.PRO\CurveDB\C18\_VAL-PFAS\_Q4\_03-01-18-FULL.cdb 05 Mar 2018 08:17:35

Name: 180301M1\_23, Date: 02-Mar-2018, Time: 04:52:36, ID: B8B0131-BS1 OPR 0.125, Description: OPR

	# Name	Trace	Area	IS Area	Wt./Vol.	RRF	Pred.RT	RT	y Axis Resp.	Conc.	%Rec
1	3 PFBS	299.0 > 79.7	1.47e3	9.97e2	0.125		2.60	2.70	18.4	82.0912	102.6
2	5 PFHxA	313.2 > 268.9	7.09e3	2.31e3	0.125		3.19	3.19	15.4	79.8053	99.8
3	7 PFHpA	363.0 > 318.9	6.30e3	5.72e3	0.125		3.81	3.80	13.8	80.5895	100.7
4	8 L-PFHxS	398.9 > 79.6	1.21e3	8.14e2	0.125		4.17	3.95	18.5	88.2796	110.3
5	11 L-PFOA	413 > 368.7	7.36e3	8.88e3	0.125		4.40	4.33	10.4	84.9882	106.2
6	14 PFNA	463.0 > 418.8	7.79e3	7.07e3	0.125		4.76	4.77	13.8	77.1366	96.4
7	16 L-PFOS	499 > 79.9	2.07e3	2.38e3	0.125		4.90	4.85	10.9	78.7466	98.4
8	18 PFDA	513 > 468.8	7.52e3	6.51e3	0.125		5.14	5.14	14.4	77.8226	97.3
9	21 N-MeFOSAA	570.1 > 419	3.45e3	2.91e3	0.125		5.29	5.30	14.8	80.4391	100.5
10	22 N-EtFOSAA	584.2 > 419	2.85e3	2.76e3	0.125		5.45	5.46	12.9	106.2931	132.9
11	23 PFUdA	563.0 > 518.9	6.41e3	8.00e3	0.125		5.46	5.47	10.0	76.0021	95.0

Dataset: Z:\Projects\PFAS.PRO\Results\180301M1\180301M1-23.qld

Last Altered: Tuesday, March 06, 2018 10:17:29 Pacific Standard Time

Printed: Tuesday, March 06, 2018 10:19:30 Pacific Standard Time

Reviewed: CT 3/12/2018

Method: Z:\Projects\PFAS.PRO\MethDB\PFAS\_FULL\_80C\_022718.mdb 28 Feb 2018 13:19:45

Calibration: Z:\Projects\PFAS.PRO\CurveDB\C18\_VAL-PFAS\_Q4\_03-01-18-FULL.cdb 05 Mar 2018 08:17:35

Name: 180301M1\_23, Date: 02-Mar-2018, Time: 04:52:36, ID: B8B0131-BS1 OPR 0.125, Description: OPR

#	Name	Trace	Area	IS Area	Wt./Vol.	RRF	Pred.RT	RT	y Axis Resp.	Conc.	%Rec
1	25 PFDaA	612.9 > 569.0	7.13e3	7.79e3	0.125		5.74	5.76	11.5	68.6183	85.8
2	27 PFTrDA	662.9 > 618.9	8.37e3	7.79e3	0.125		5.98	6.01	13.4	70.9262	88.7
3	28 PFTeDA	712.9 > 668.8	5.56e3	3.66e3	0.125		6.20	6.23	19.0	56.0234	70.0
4	36 13C3-PFBS	302. > 98.8	9.97e2	8.94e3	0.125	0.125	2.69	2.70	1.39	89.3702	89.4
5	37 13C2-PFHxA	315 > 269.8	2.31e3	8.94e3	0.125	0.722	3.19	3.19	3.22	35.7093	89.3
6	38 13C4-PFHpA	367.2 > 321.8	5.72e3	8.94e3	0.125	0.687	3.81	3.80	8.00	93.1398	93.1
7	39 18O2-PFHxS	403.0 > 102.6	8.14e2	2.54e3	0.125	0.367	3.96	3.95	4.00	87.2400	87.2
8	40 13C2-PFOA	414.9 > 369.7	8.88e3	7.86e3	0.125	1.260	4.33	4.33	14.1	89.6139	89.6
9	41 13C5-PFNA	468.2 > 422.9	7.07e3	9.07e3	0.125	0.959	4.76	4.77	9.75	81.3412	81.3
10	42 13C8-PFOA	506.1 > 77.7	1.26e3	1.31e4	0.125	0.229	4.83	4.84	1.21	42.1912	42.2
11	43 13C8-PFOS	507.0 > 79.9	2.38e3	2.50e3	0.125	1.053	4.84	4.85	11.9	90.1987	90.2
12	44 13C2-PFDA	515.1 > 469.9	6.51e3	9.82e3	0.125	0.977	5.14	5.15	8.29	67.8445	67.8
13	45 d3-N-MeFOSAA	573.3 > 419	2.91e3	1.31e4	0.125	0.384	5.29	5.29	2.78	57.9111	57.9
14	46 d5-N-EtFOSAA	589.3 > 419	2.76e3	1.31e4	0.125	0.403	5.45	5.45	2.64	52.5521	52.6
15	47 13C2-PFUDa	565 > 519.8	8.00e3	1.31e4	0.125	1.019	5.46	5.47	7.65	60.0513	60.1
16	48 13C2-PFDaA	615.0 > 569.7	7.79e3	1.31e4	0.125	0.908	5.74	5.75	7.45	65.6688	65.7
17	49 d3-N-MeFOSA	515.2 > 168.9		1.31e4	0.125	0.117	5.84				
18	50 13C2-PFTeDA	714.8 > 669.6	3.66e3	1.31e4	0.125	0.414	6.20	6.23	3.51	67.7581	67.8
19	51 d5-N-ETFOSA	531.1 > 168.9		1.31e4	0.125	0.181	6.22				
20	52 13C2-PFHxDA	815 > 769.7	2.82e3	1.31e4	0.125	0.782	6.51	6.56	2.69	27.5543	68.9
21	53 d7-N-MeFOSE	623.1 > 58.9		1.31e4	0.125	0.172	6.31				
22	54 d9-N-EtFOSE	639.2 > 58.8		1.31e4	0.125	0.146	6.45				
23	55 13C4-PFBA	217. > 171.8	8.05e3	8.05e3	0.125	1.000	1.46	1.44	12.5	100.0000	100.0
24	56 13C5-PFHxA	318 > 272.9	8.94e3	8.94e3	0.125	1.000	3.19	3.19	12.5	100.0000	100.0
25	57 13C3-PFHxS	401.9 > 79.9	2.54e3	2.54e3	0.125	1.000	3.96	3.95	12.5	100.0000	100.0
26	58 13C8-PFOA	421.3 > 376	7.86e3	7.86e3	0.125	1.000	4.33	4.33	12.5	100.0000	100.0
27	59 13C9-PFNA	472.2 > 426.9	9.07e3	9.07e3	0.125	1.000	4.70	4.77	12.5	100.0000	100.0
28	60 13C4-PFOS	503 > 79.9	2.50e3	2.50e3	0.125	1.000	4.84	4.85	12.5	100.0000	100.0
29	61 13C6-PFDA	519.1 > 473.7	9.82e3	9.82e3	0.125	1.000	5.14	5.15	12.5	100.0000	100.0
30	62 13C7-PFUDa	570.1 > 524.8	1.31e4	1.31e4	0.125	1.000	5.46	5.47	12.5	100.0000	100.0
31	63 Total PFHxS	398.9 > 79.6	1.21e3	8.14e2	0.125		3.85		18.5	88.2796	
32	64 Total PFOA	413 > 368.7	7.36e3	8.88e3	0.125		4.21		10.4	84.9882	

AD 3/6/2018

Vista Analytical Laboratory

Dataset: Z:\Projects\PFAS.PRO\Results\180301M1\180301M1-23.qld

Last Altered: Tuesday, March 06, 2018 10:17:29 Pacific Standard Time

Printed: Tuesday, March 06, 2018 10:19:30 Pacific Standard Time

Reviewed: CT 3/12/2018

Name: 180301M1\_23, Date: 02-Mar-2018, Time: 04:52:36, ID: B8B0131-BS1 OPR 0.125, Description: OPR

	# Name	Trace	Area	IS Area	Wt./Vol.	RRF	Pred.RT	RT	y Axis Resp.	Conc.	%Rec
33	65 Total PFOS	499 > 79.9	2.07e3	2.38e3	0.125		4.73		10.9	78.7466	
34	66 Total N-MeFOSAA	570.1 > 419	3.45e3	2.91e3	0.125		5.29		14.8	80.4391	
35	67 Total N-EtFOSAA	584.2 > 419	2.85e3	2.76e3	0.125		5.45		12.9	106.2931	

Dataset: Z:\Projects\PFAS.PRO\Results\180301M1\180301M1-23.qld

Last Altered: Tuesday, March 06, 2018 10:17:29 Pacific Standard Time

Printed: Tuesday, March 06, 2018 10:19:30 Pacific Standard Time

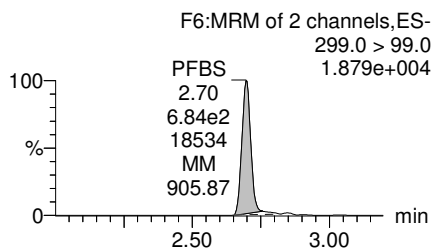
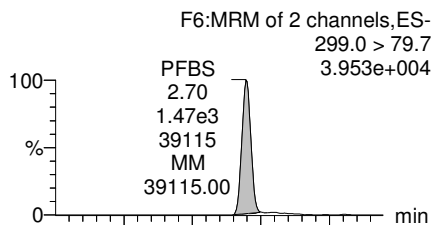
Reviewed: CT 3/12/2018

Method: Z:\Projects\PFAS.PRO\MethDB\PFAS\_FULL\_80C\_022718.mdb 28 Feb 2018 13:19:45

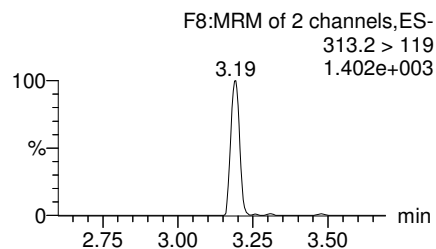
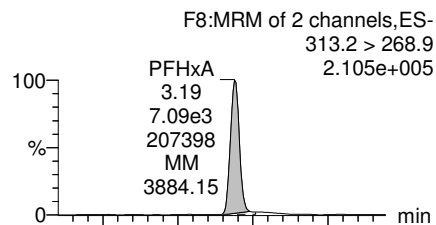
Calibration: Z:\Projects\PFAS.PRO\CurveDB\C18\_VAL-PFAS\_Q4\_03-01-18-FULL.cdb 05 Mar 2018 08:17:35

Name: 180301M1\_23, Date: 02-Mar-2018, Time: 04:52:36, ID: B8B0131-BS1 OPR 0.125, Description: OPR

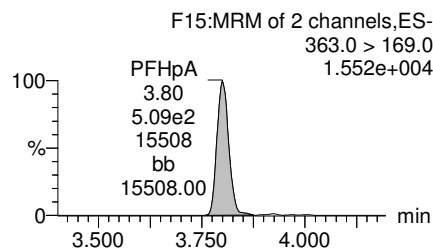
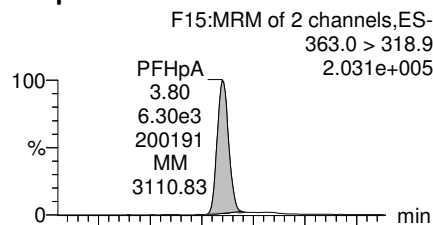
**PFBS**



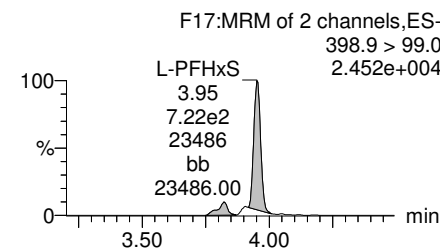
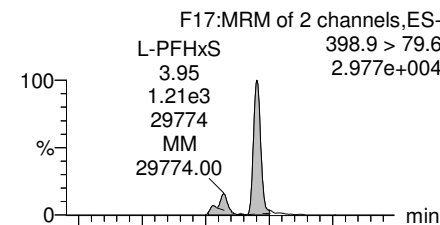
**PFHxA**



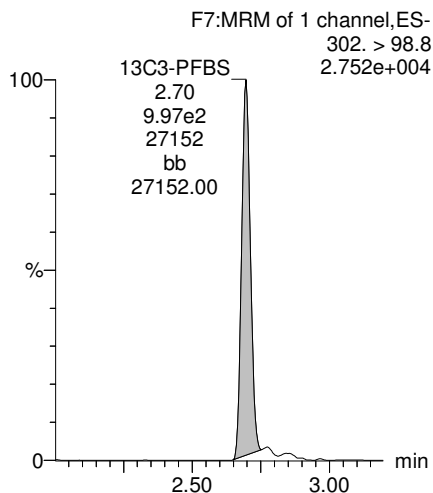
**PFHpA**



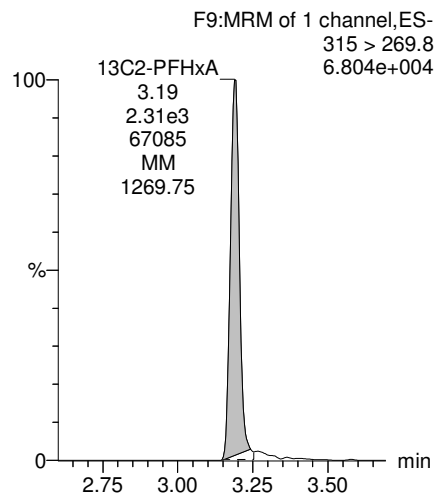
**Total PFHxS**



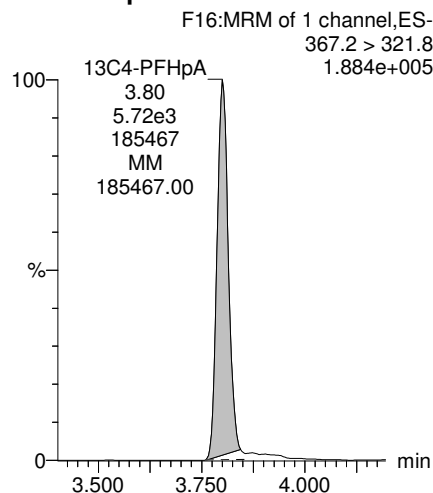
**13C3-PFBS**



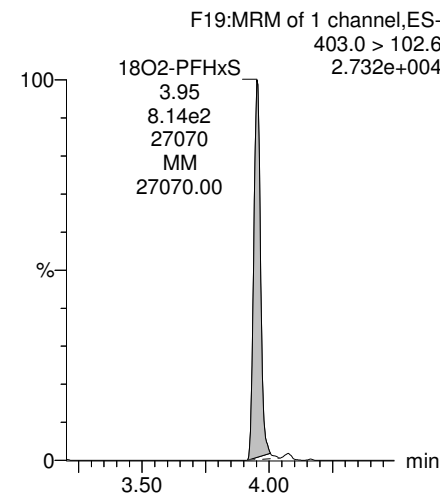
**13C2-PFHxA**



**13C4-PFHpA**



**18O2-PFHxS**



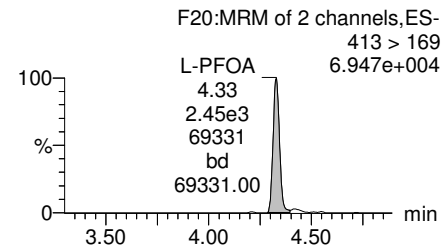
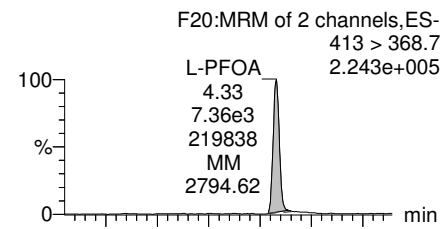
Dataset: Z:\Projects\PFAS.PRO\Results\180301M1\180301M1-23.qld

Last Altered: Tuesday, March 06, 2018 10:17:29 Pacific Standard Time  
Printed: Tuesday, March 06, 2018 10:19:30 Pacific Standard Time

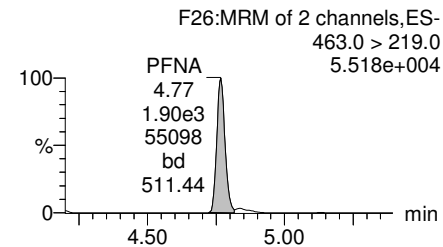
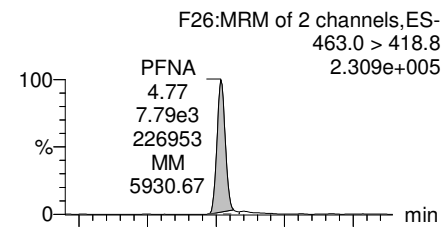
Reviewed: CT 3/12/2018

Name: 180301M1\_23, Date: 02-Mar-2018, Time: 04:52:36, ID: B8B0131-BS1 OPR 0.125, Description: OPR

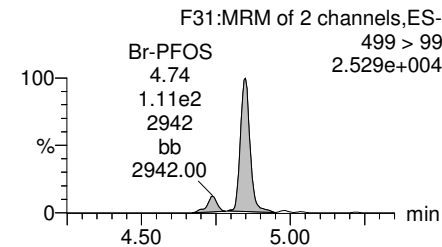
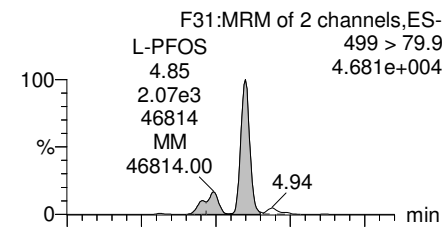
**Total PFOA**



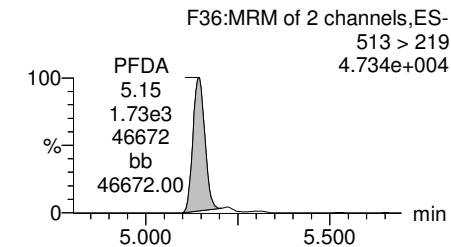
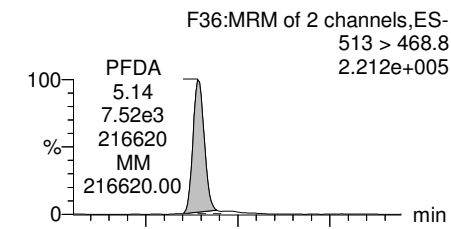
**PFNA**



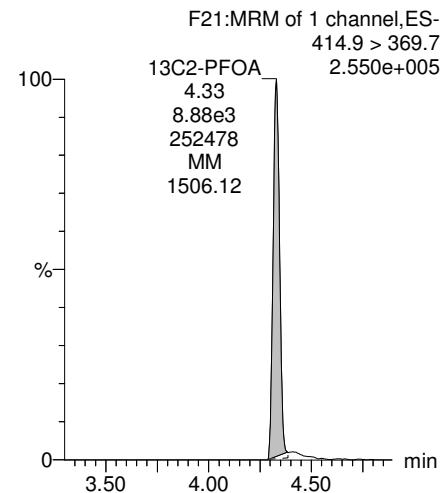
**Total PFOS**



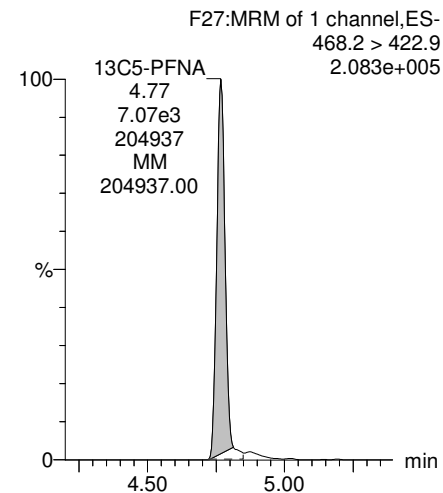
**PFDA**



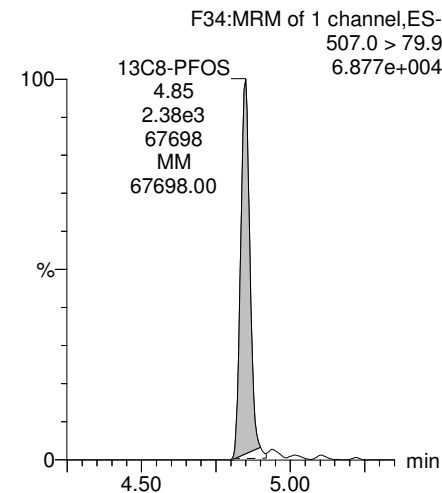
**13C2-PFOA**



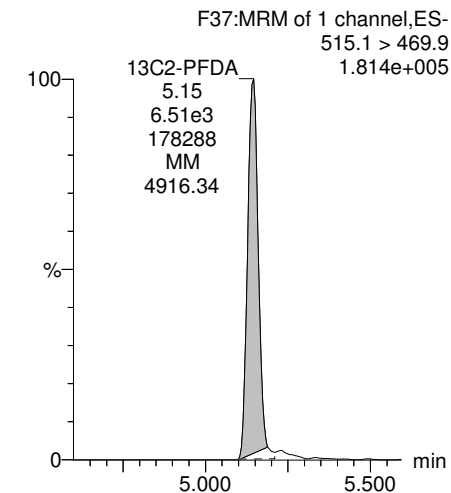
**13C5-PFNA**



**13C8-PFOS**



**13C2-PFDA**





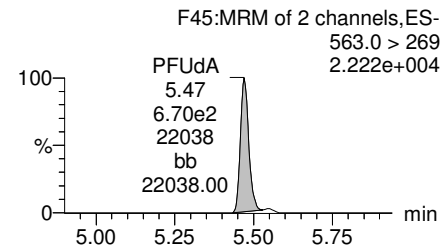
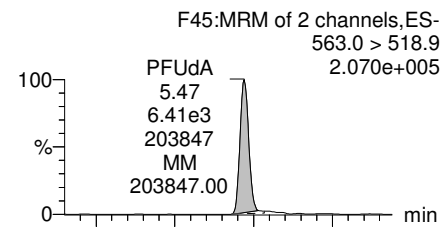
Dataset: Z:\Projects\PFAS.PRO\Results\180301M1\180301M1-23.qld

Last Altered: Tuesday, March 06, 2018 10:17:29 Pacific Standard Time  
Printed: Tuesday, March 06, 2018 10:19:30 Pacific Standard Time

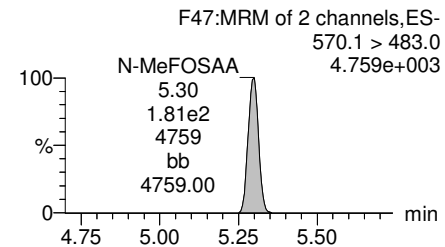
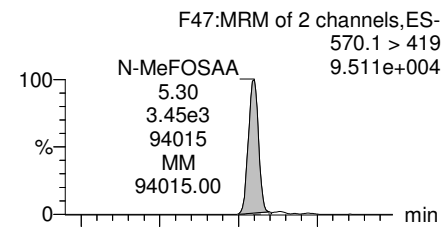
Reviewed: CT 3/12/2018

Name: 180301M1\_23, Date: 02-Mar-2018, Time: 04:52:36, ID: B8B0131-BS1 OPR 0.125, Description: OPR

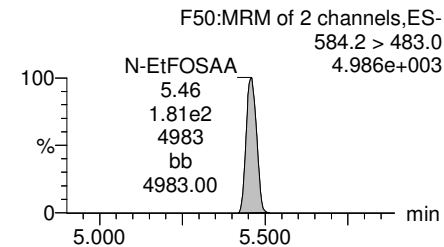
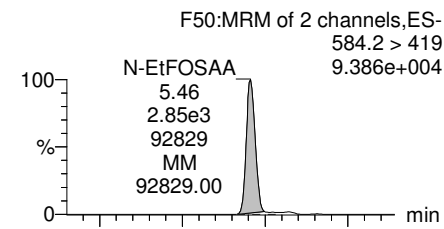
**PFUdA**



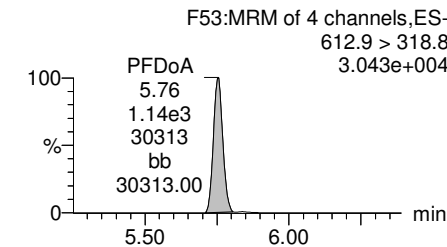
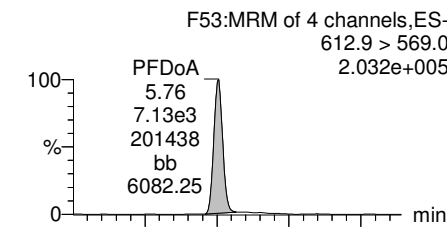
**N-MeFOSAA**



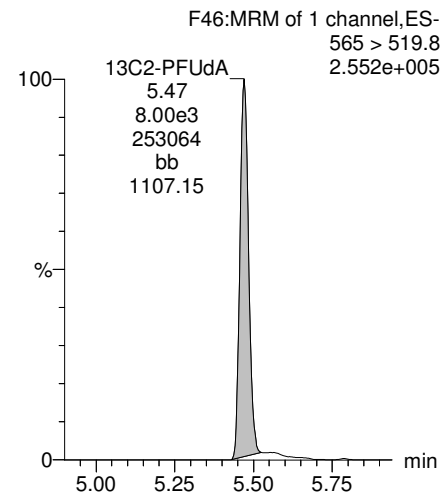
**N-EtFOSAA**



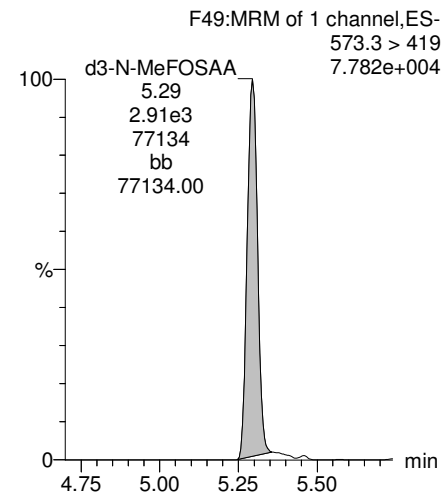
**PFDoA**



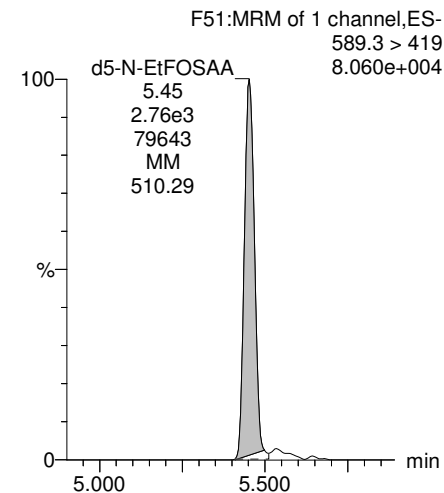
**13C2-PFUdA**



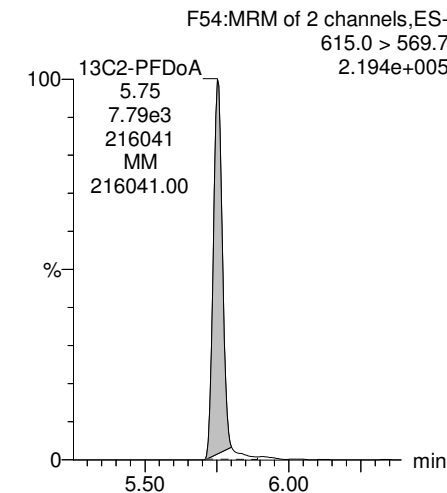
**d3-N-MeFOSAA**



**d5-N-EtFOSAA**



**13C2-PFDoA**



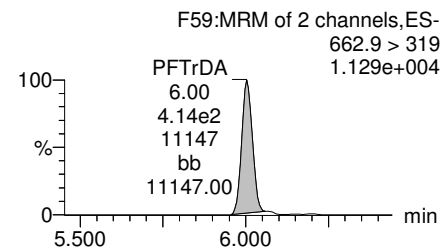
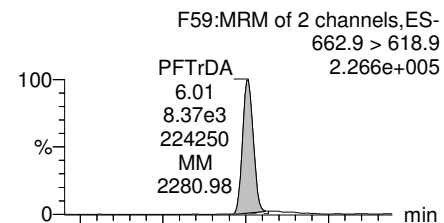
Dataset: Z:\Projects\PFAS.PRO\Results\180301M1\180301M1-23.qld

Last Altered: Tuesday, March 06, 2018 10:17:29 Pacific Standard Time  
Printed: Tuesday, March 06, 2018 10:19:30 Pacific Standard Time

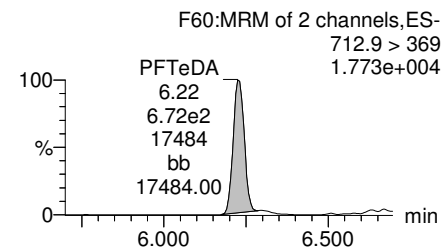
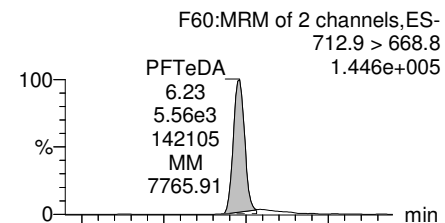
Reviewed: CT 3/12/2018

Name: 180301M1\_23, Date: 02-Mar-2018, Time: 04:52:36, ID: B8B0131-BS1 OPR 0.125, Description: OPR

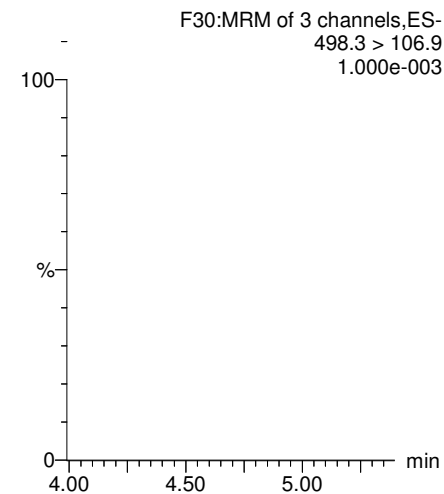
**PFTTrDA**



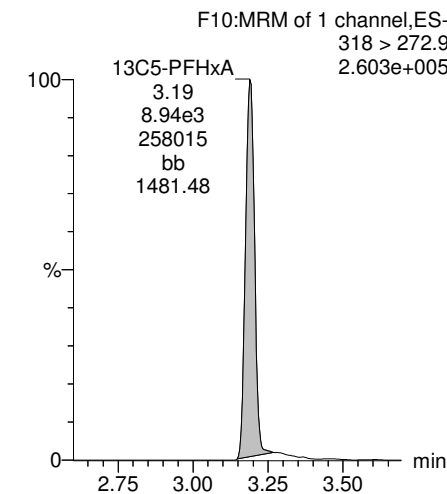
**PFTeDA**



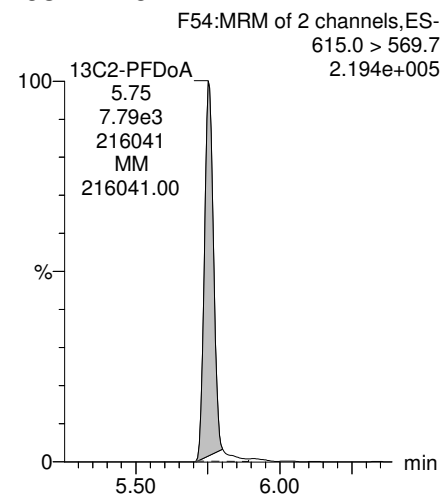
**TCDA**



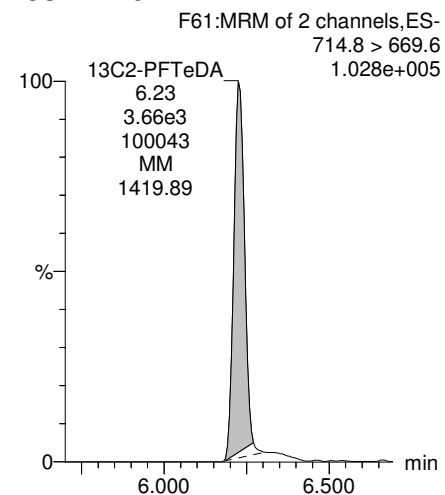
**13C5-PFHxA**



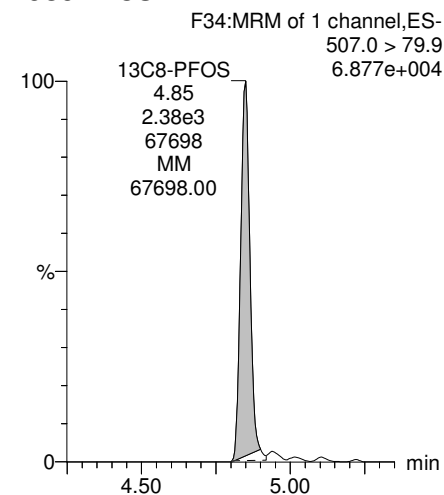
**13C2-PFDoA**



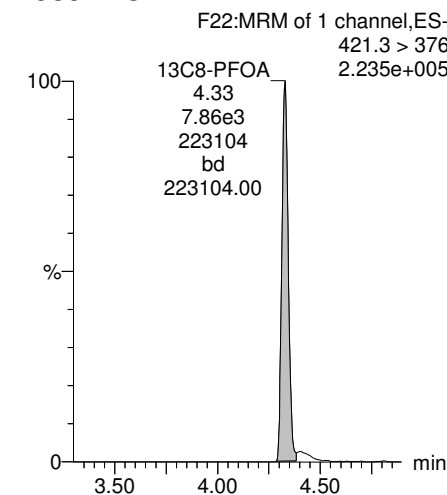
**13C2-PFTeDA**



**13C8-PFOS**



**13C8-PFOA**



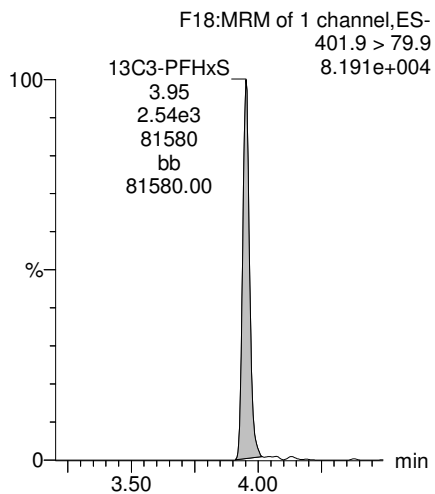
Dataset: Z:\Projects\PFAS.PRO\Results\180301M1\180301M1-23.qld

Last Altered: Tuesday, March 06, 2018 10:17:29 Pacific Standard Time  
Printed: Tuesday, March 06, 2018 10:19:30 Pacific Standard Time

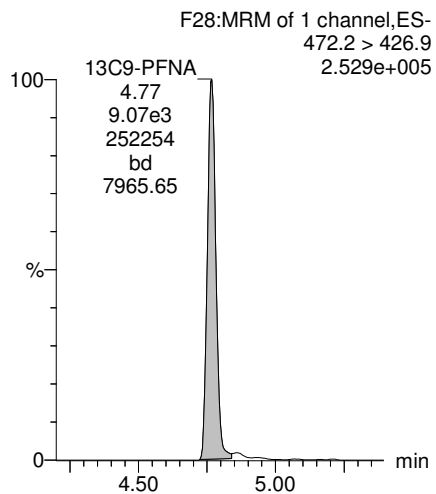
Reviewed: CT 3/12/2018

Name: 180301M1\_23, Date: 02-Mar-2018, Time: 04:52:36, ID: B8B0131-BS1 OPR 0.125, Description: OPR

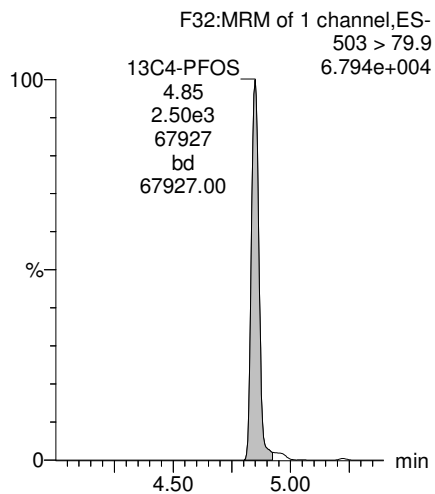
**13C3-PFHxS**



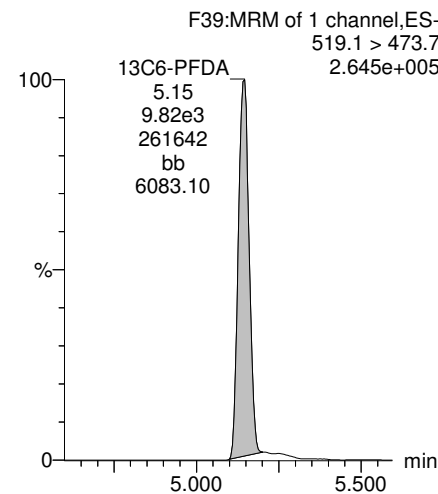
**13C9-PFNA**



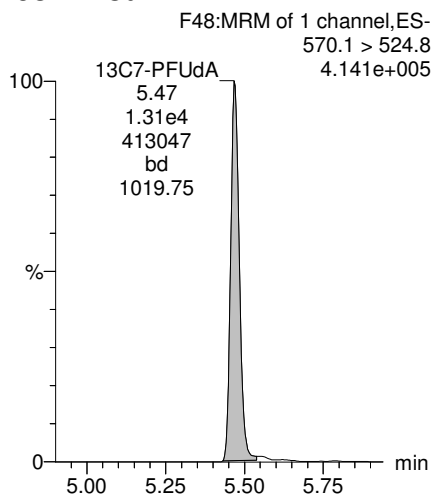
**13C4-PFOS**



**13C6-PFDA**



**13C7-PFUDa**



Dataset: Z:\Projects\PFAS.PRO\Results\180301M1\180301M1-27.qld

Last Altered: Tuesday, March 06, 2018 10:46:18 Pacific Standard Time

Printed: Tuesday, March 06, 2018 10:46:37 Pacific Standard Time

Method: Z:\Projects\PFAS.PRO\MethDB\PFAS\_FULL\_80C\_022718.mdb 28 Feb 2018 13:19:45

Calibration: Z:\Projects\PFAS.PRO\CurveDB\C18\_VAL-PFAS\_Q4\_03-01-18-FULL.cdb 05 Mar 2018 08:17:35

Name: 180301M1\_27, Date: 02-Mar-2018, Time: 05:38:31, ID: 1800329-01 OF-RW59-INF01-0218 0.11462, Description: OF-RW59-INF01-0218

	# Name	Trace	Area	IS Area	Wt./Vol.	RRF	Pred.RT	RT	y Axis Resp.	Conc.	%Rec
1	3 PFBS	299.0 > 79.7	1.78e2	1.15e3	0.115		2.60	2.69	1.93	9.8410	
2	5 PFHxA	313.2 > 268.9	2.10e3	2.30e3	0.115		3.19	3.19	4.57	25.6100	
3	7 PFHpA	363.0 > 318.9	3.15e2	5.61e3	0.115		3.81	3.80	0.702	4.6582	
4	8 L-PFHxS	398.9 > 79.6	3.36e3	8.08e2	0.115		4.17	3.95	51.9	272.0672	
5	11 L-PFOA	413 > 368.7	4.31e3	9.50e3	0.115		4.40	4.32	5.67	50.3523	
6	14 PFNA	463.0 > 418.8		7.06e3	0.115		4.76				
7	16 L-PFOS	499 > 79.9	9.11e3	2.08e3	0.115		4.90	4.84	54.7	432.0091	
8	18 PFDA	513 > 468.8		7.88e3	0.115		5.14				
9	21 N-MeFOSAA	570.1 > 419		2.79e3	0.115		5.29				
10	22 N-EtFOSAA	584.2 > 419		3.38e3	0.115		5.45				
11	23 PFUdA	563.0 > 518.9		9.11e3	0.115		5.46				

Dataset: Z:\Projects\PFAS.PRO\Results\180301M1\180301M1-27.qld

Last Altered: Tuesday, March 06, 2018 10:46:18 Pacific Standard Time

Printed: Tuesday, March 06, 2018 10:46:30 Pacific Standard Time

Method: Z:\Projects\PFAS.PRO\MethDB\PFAS\_FULL\_80C\_022718.mdb 28 Feb 2018 13:19:45

Calibration: Z:\Projects\PFAS.PRO\CurveDB\C18\_VAL-PFAS\_Q4\_03-01-18-FULL.cdb 05 Mar 2018 08:17:35

Name: 180301M1\_27, Date: 02-Mar-2018, Time: 05:38:31, ID: 1800329-01 OF-RW59-INF01-0218 0.11462, Description: OF-RW59-INF01-0218

#	Name	Trace	Area	IS Area	Wt./Vol.	RRF	Pred.RT	RT	y Axis Resp.	Conc.	%Rec
1	25 PFDa	612.9 > 569.0		7.49e3	0.115		5.74				
2	27 PFTDA	662.9 > 618.9		7.49e3	0.115		5.98				
3	28 PFTeDA	712.9 > 668.8		4.21e3	0.115		6.20				
4	36 13C3-PFBS	302. > 98.8	1.15e3	8.86e3	0.115	0.125	2.69	2.69	1.63	113.7852	104.3
5	37 13C2-PFHxA	315 > 269.8	2.30e3	8.86e3	0.115	0.722	3.19	3.18	3.24	39.1861	89.8
6	38 13C4-PFHpA	367.2 > 321.8	5.61e3	8.86e3	0.115	0.687	3.81	3.80	7.92	100.5914	92.2
7	39 18O2-PFHxS	403.0 > 102.6	8.08e2	2.39e3	0.115	0.367	3.96	3.95	4.23	100.6273	92.3
8	40 13C2-PFOA	414.9 > 369.7	9.50e3	8.24e3	0.115	1.260	4.33	4.32	14.4	99.7469	91.5
9	41 13C5-PFNA	468.2 > 422.9	7.06e3	8.84e3	0.115	0.959	4.76	4.76	9.98	90.7610	83.2
10	42 13C8-PFOA	506.1 > 77.7	1.56e3	1.10e4	0.115	0.229	4.83	4.83	1.77	67.5807	62.0
11	43 13C8-PFOS	507.0 > 79.9	2.08e3	2.30e3	0.115	1.053	4.84	4.84	11.3	93.5338	85.8
12	44 13C2-PFDA	515.1 > 469.9	7.88e3	1.11e4	0.115	0.977	5.14	5.14	8.86	79.0760	72.5
13	45 d3-N-MeFOSAA	573.3 > 419	2.79e3	1.10e4	0.115	0.384	5.29	5.29	3.17	71.8659	65.9
14	46 d5-N-EtFOSAA	589.3 > 419	3.38e3	1.10e4	0.115	0.403	5.45	5.45	3.84	83.2936	76.4
15	47 13C2-PFUdA	565 > 519.8	9.11e3	1.10e4	0.115	1.019	5.46	5.47	10.4	88.5867	81.2
16	48 13C2-PFDa	615.0 > 569.7	7.49e3	1.10e4	0.115	0.908	5.74	5.75	8.51	81.8043	75.0
17	49 d3-N-MeFOSA	515.2 > 168.9		1.10e4	0.115	0.117	5.84				
18	50 13C2-PFTeDA	714.8 > 669.6	4.21e3	1.10e4	0.115	0.414	6.20	6.23	4.79	100.8706	92.5
19	51 d5-N-ETFOSA	531.1 > 168.9		1.10e4	0.115	0.181	6.22				
20	52 13C2-PFHxDA	815 > 769.7	3.20e3	1.10e4	0.115	0.782	6.51	6.56	3.64	40.5634	93.0
21	53 d7-N-MeFOSE	623.1 > 58.9		1.10e4	0.115	0.172	6.31				
22	54 d9-N-EtFOSE	639.2 > 58.8		1.10e4	0.115	0.146	6.45				
23	55 13C4-PFBA	217. > 171.8	7.96e3	7.96e3	0.115	1.000	1.46	1.44	12.5	109.0560	100.0
24	56 13C5-PFHxA	318 > 272.9	8.86e3	8.86e3	0.115	1.000	3.19	3.18	12.5	109.0560	100.0
25	57 13C3-PFHxS	401.9 > 79.9	2.39e3	2.39e3	0.115	1.000	3.96	3.95	12.5	109.0560	100.0
26	58 13C8-PFOA	421.3 > 376	8.24e3	8.24e3	0.115	1.000	4.33	4.32	12.5	109.0560	100.0
27	59 13C9-PFNA	472.2 > 426.9	8.84e3	8.84e3	0.115	1.000	4.70	4.76	12.5	109.0560	100.0
28	60 13C4-PFOS	503 > 79.9	2.30e3	2.30e3	0.115	1.000	4.84	4.84	12.5	109.0560	100.0
29	61 13C6-PFDA	519.1 > 473.7	1.11e4	1.11e4	0.115	1.000	5.14	5.14	12.5	109.0560	100.0
30	62 13C7-PFUdA	570.1 > 524.8	1.10e4	1.10e4	0.115	1.000	5.46	5.47	12.5	109.0560	100.0
31	63 Total PFHxS	398.9 > 79.6	3.36e3	8.08e2	0.115		3.85		51.9	272.0672	
32	64 Total PFOA	413 > 368.7	5.18e3	9.50e3	0.115		4.21		6.81	59.9451	

Dataset: Z:\Projects\PFAS.PRO\Results\180301M1\180301M1-27.qld

Last Altered: Tuesday, March 06, 2018 10:46:18 Pacific Standard Time

Printed: Tuesday, March 06, 2018 10:46:30 Pacific Standard Time

Name: 180301M1\_27, Date: 02-Mar-2018, Time: 05:38:31, ID: 1800329-01 OF-RW59-INF01-0218 0.11462, Description: OF-RW59-INF01-0218

	# Name	Trace	Area	IS Area	Wt./Vol.	RRF	Pred.RT	RT	y Axis Resp.	Conc.	%Rec
33	65 Total PFOS	499 > 79.9	9.11e3	2.08e3	0.115		4.73		54.7	432.0091	
34	66 Total N-MeFOSAA	570.1 > 419	0.00e0	2.79e3	0.115		5.29		0.000		
35	67 Total N-EtFOSAA	584.2 > 419	0.00e0	3.38e3	0.115		5.45		0.000		

Dataset: Z:\Projects\PFAS.PRO\Results\180301M1\180301M1-27.qld

Last Altered: Tuesday, March 06, 2018 10:46:18 Pacific Standard Time

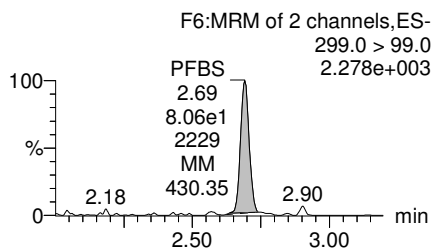
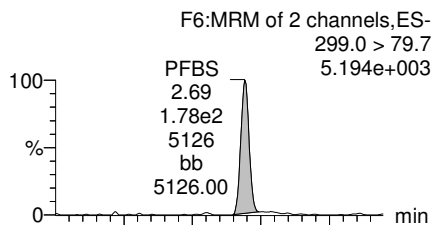
Printed: Tuesday, March 06, 2018 10:46:30 Pacific Standard Time

Method: Z:\Projects\PFAS.PRO\MethDB\PFAS\_FULL\_80C\_022718.mdb 28 Feb 2018 13:19:45

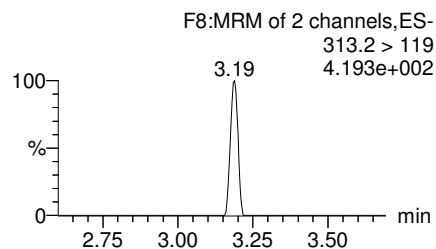
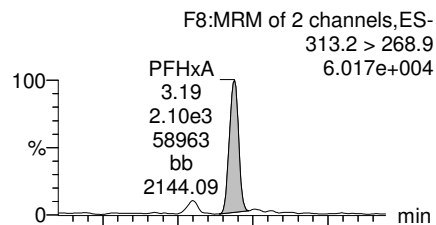
Calibration: Z:\Projects\PFAS.PRO\CurveDB\C18\_VAL-PFAS\_Q4\_03-01-18-FULL.cdb 05 Mar 2018 08:17:35

Name: 180301M1\_27, Date: 02-Mar-2018, Time: 05:38:31, ID: 1800329-01 OF-RW59-INF01-0218 0.11462, Description: OF-RW59-INF01-0218

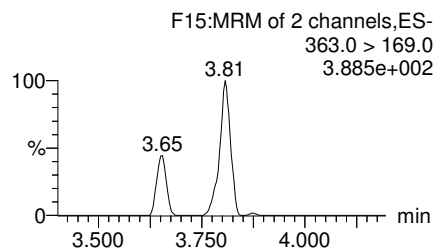
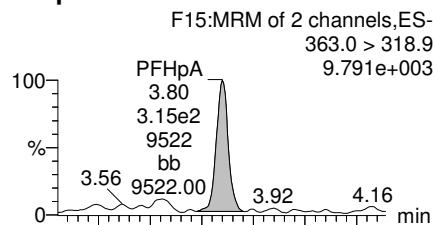
**PFBS**



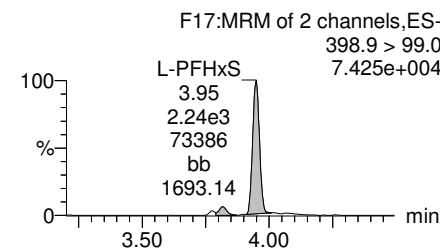
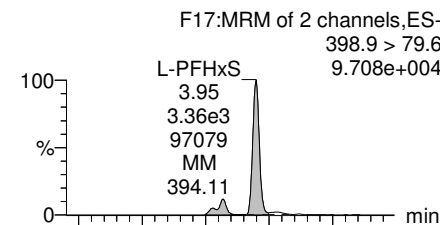
**PFHxA**



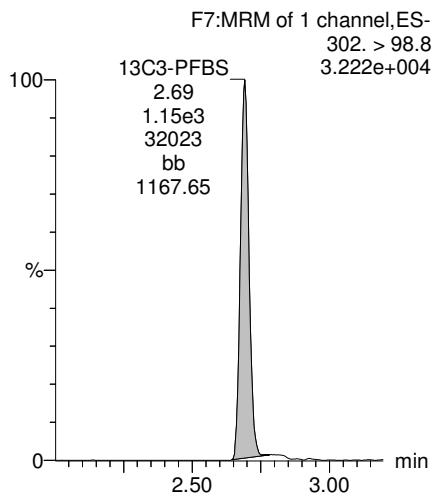
**PFHpA**



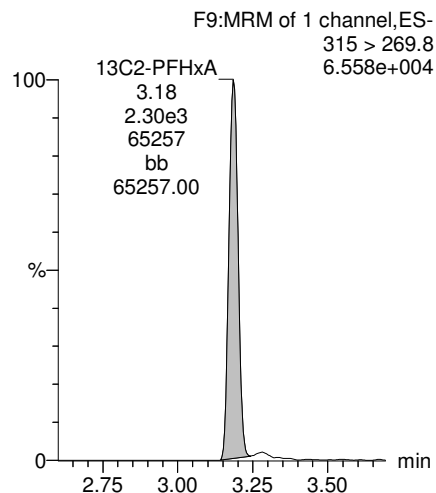
**Total PFHxS**



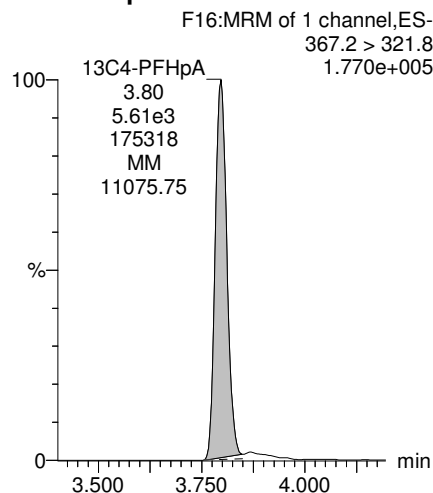
**13C3-PFBS**



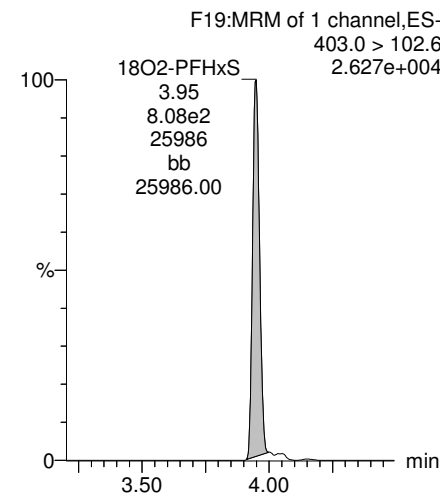
**13C2-PFHxA**



**13C4-PFHpA**



**18O2-PFHxS**

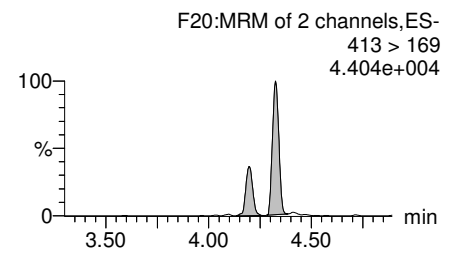
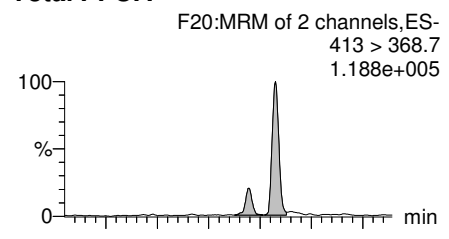


Dataset: Z:\Projects\PFAS.PRO\Results\180301M1\180301M1-27.qld

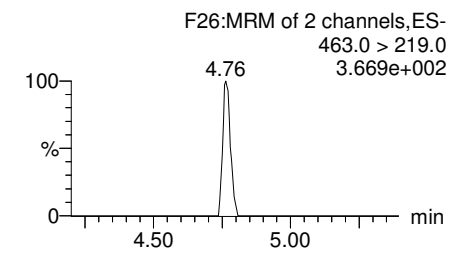
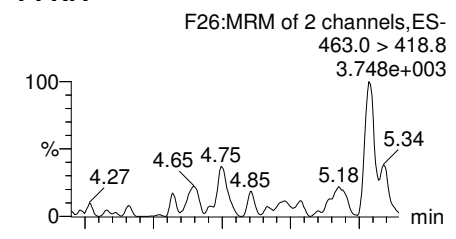
Last Altered: Tuesday, March 06, 2018 10:46:18 Pacific Standard Time  
Printed: Tuesday, March 06, 2018 10:46:30 Pacific Standard Time

Name: 180301M1\_27, Date: 02-Mar-2018, Time: 05:38:31, ID: 1800329-01 OF-RW59-INF01-0218 0.11462, Description: OF-RW59-INF01-0218

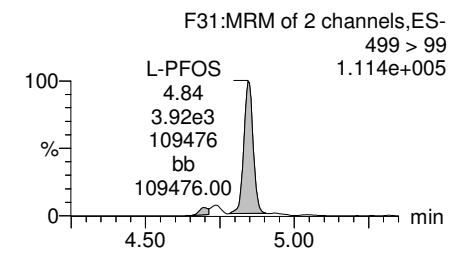
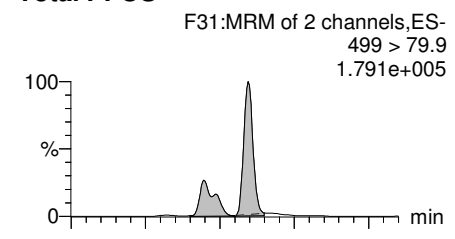
**Total PFOA**



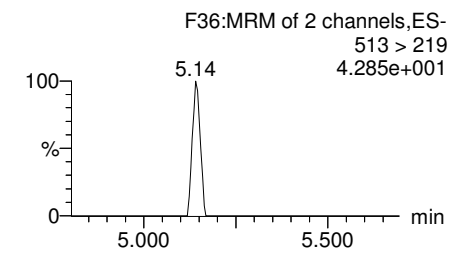
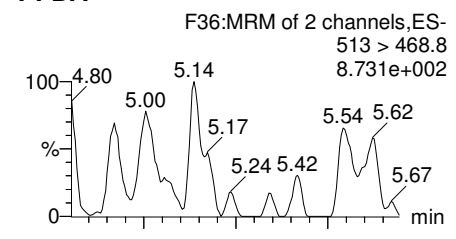
**PFNA**



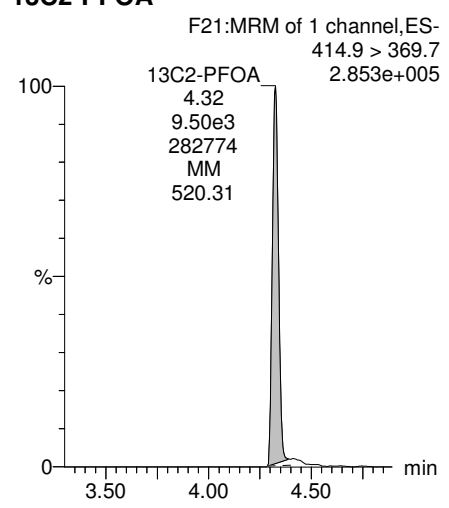
**Total PFOS**



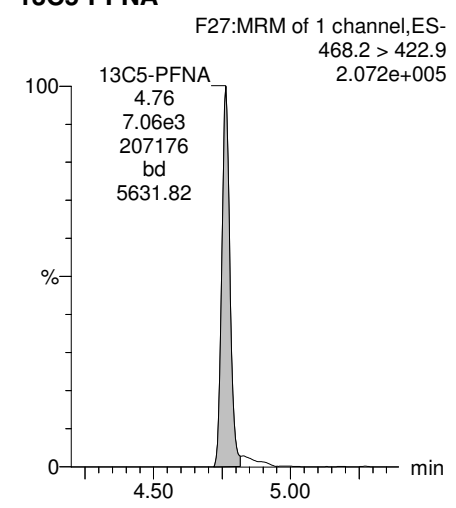
**PFDA**



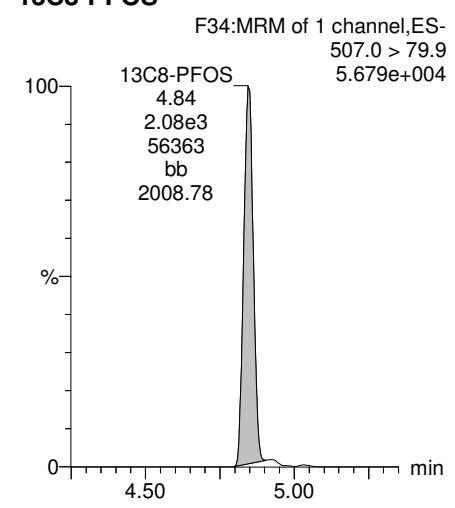
**13C2-PFOA**



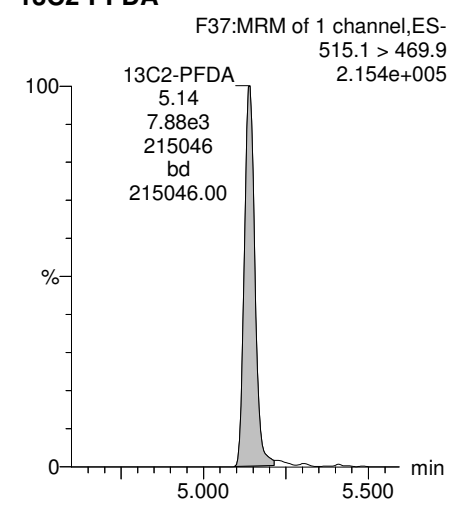
**13C5-PFNA**



**13C8-PFOS**



**13C2-PFDA**



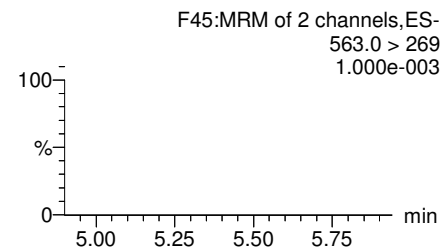
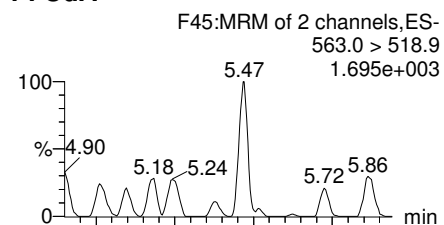


Dataset: Z:\Projects\PFAS.PRO\Results\180301M1\180301M1-27.qld

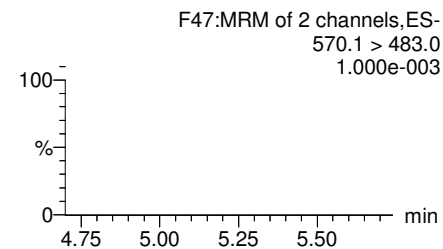
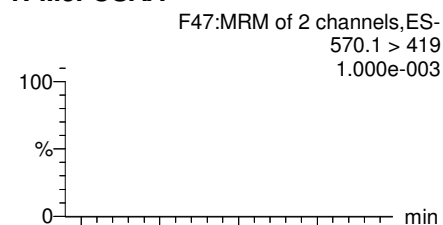
Last Altered: Tuesday, March 06, 2018 10:46:18 Pacific Standard Time  
Printed: Tuesday, March 06, 2018 10:46:30 Pacific Standard Time

Name: 180301M1\_27, Date: 02-Mar-2018, Time: 05:38:31, ID: 1800329-01 OF-RW59-INF01-0218 0.11462, Description: OF-RW59-INF01-0218

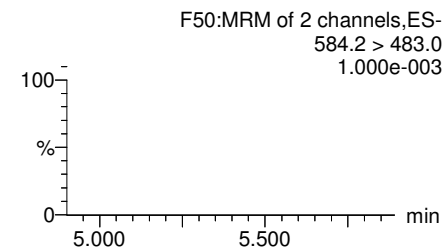
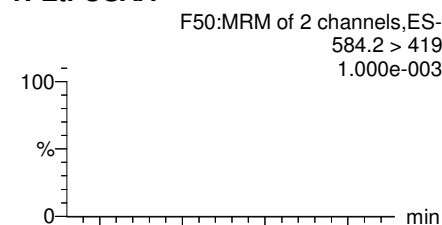
**PFUdA**



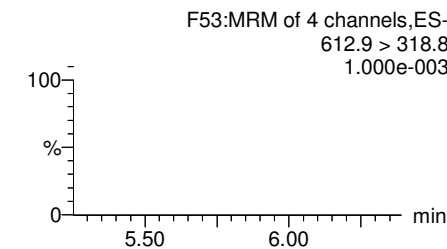
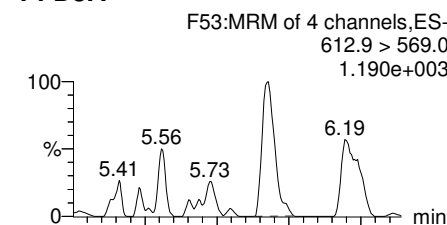
**N-MeFOSAA**



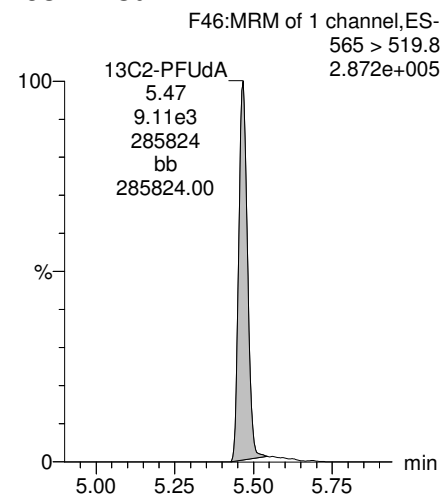
**N-EtFOSAA**



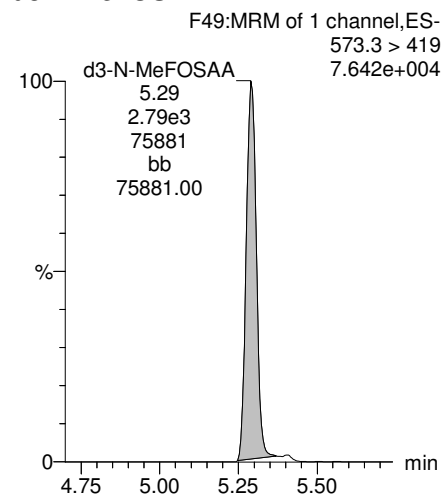
**PFDaA**



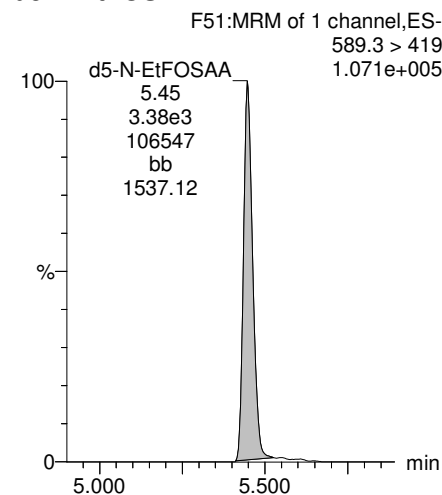
**13C2-PFUdA**



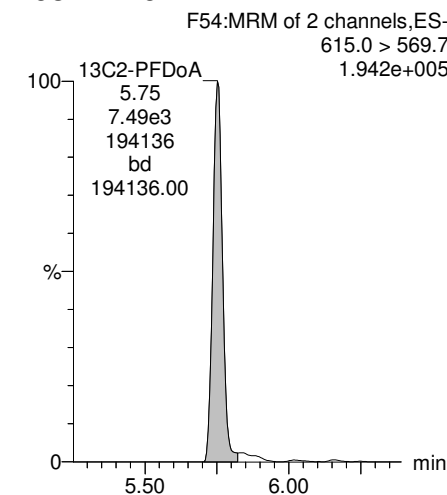
**d3-N-MeFOSAA**



**d5-N-EtFOSAA**



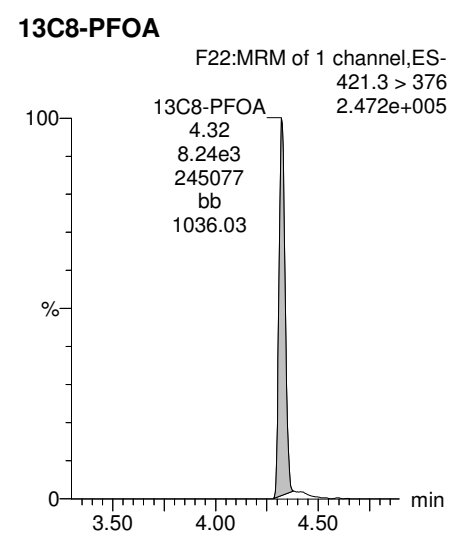
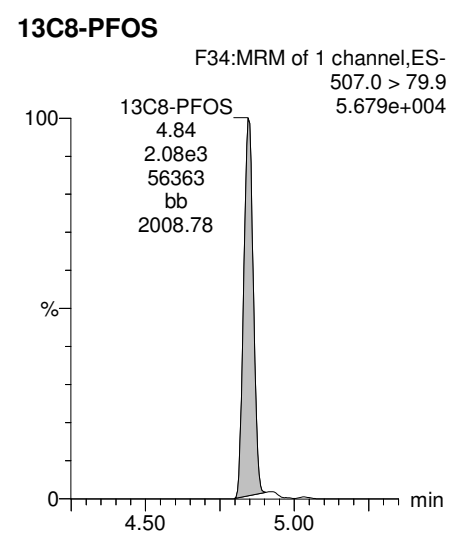
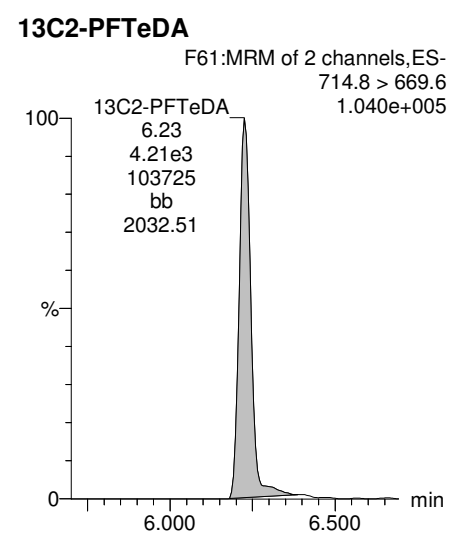
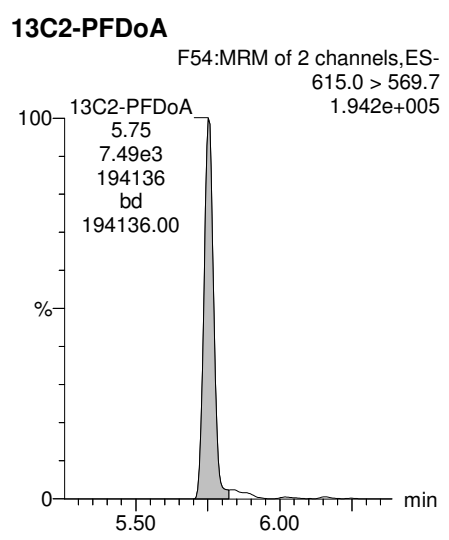
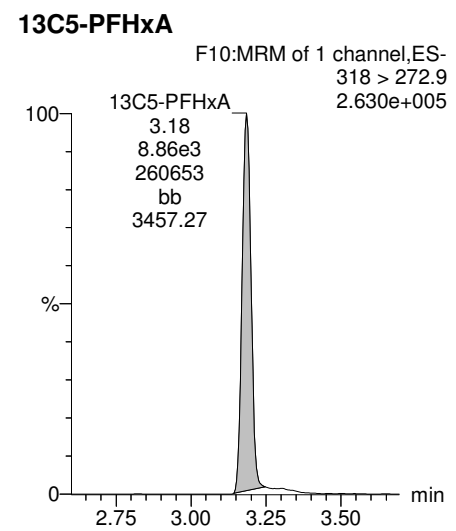
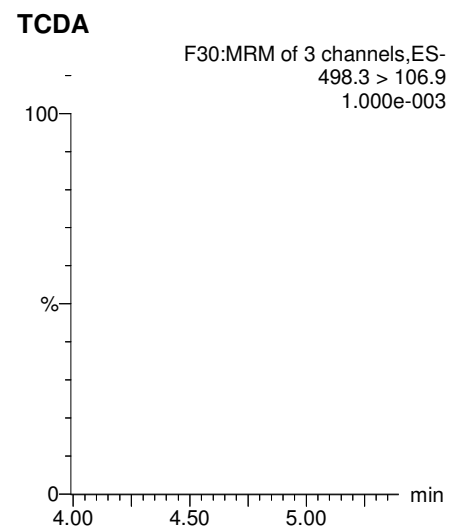
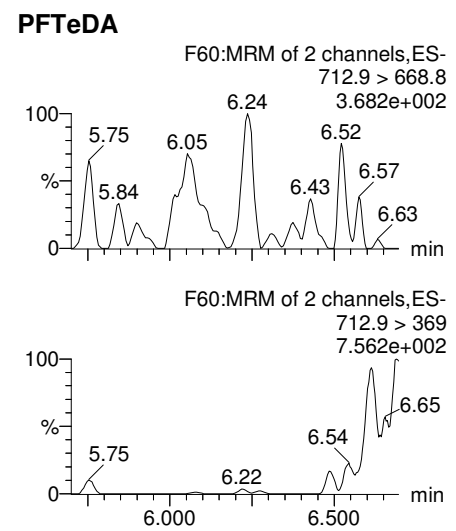
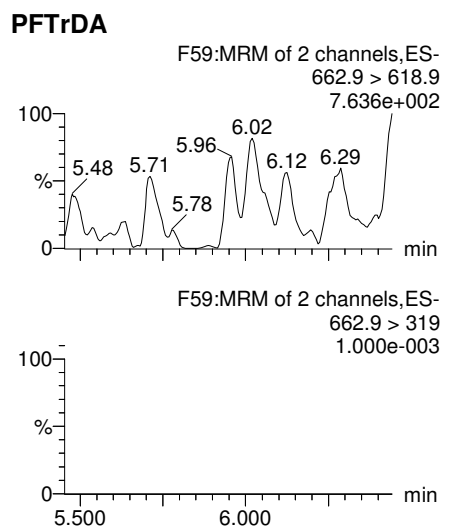
**13C2-PFDaA**



Dataset: Z:\Projects\PFAS.PRO\Results\180301M1\180301M1-27.qld

Last Altered: Tuesday, March 06, 2018 10:46:18 Pacific Standard Time  
Printed: Tuesday, March 06, 2018 10:46:30 Pacific Standard Time

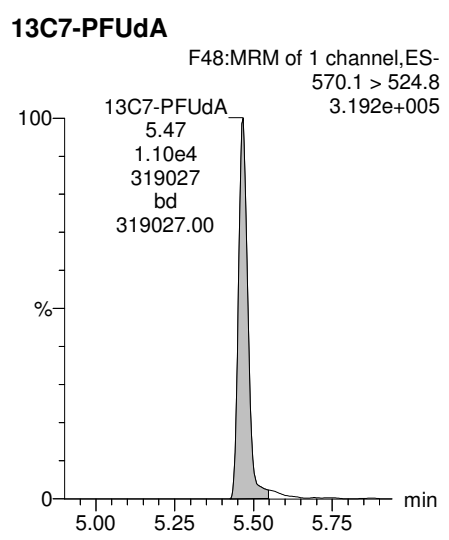
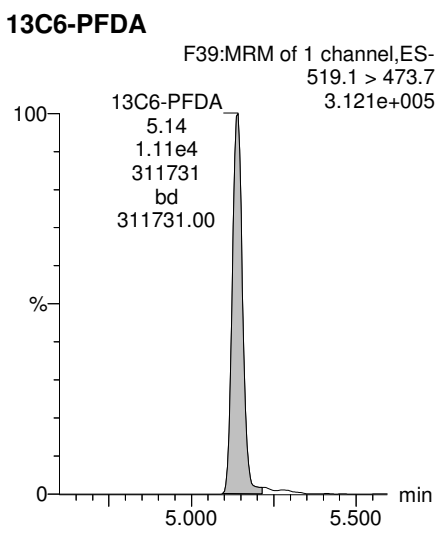
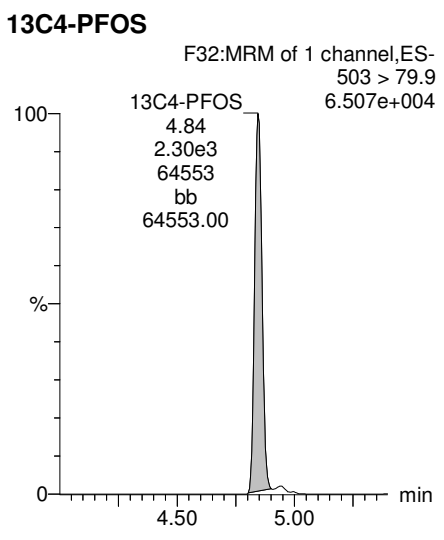
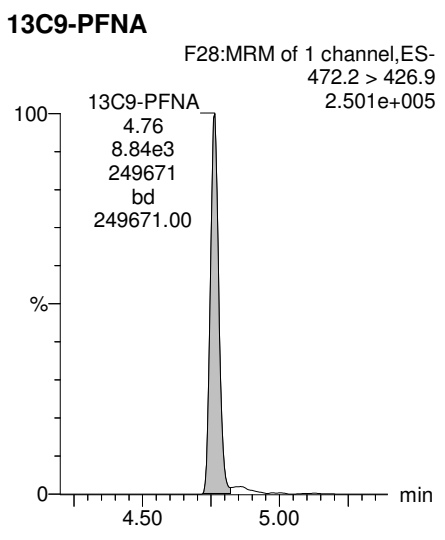
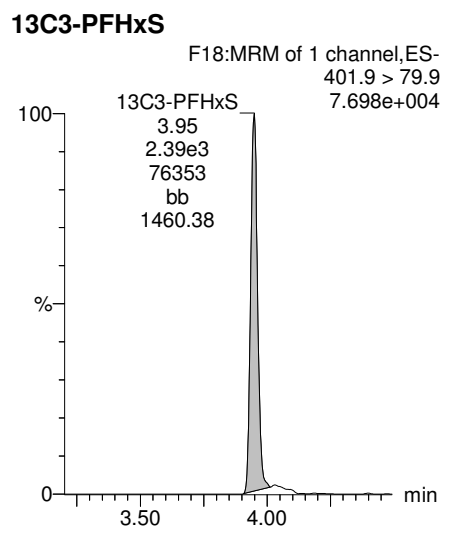
Name: 180301M1\_27, Date: 02-Mar-2018, Time: 05:38:31, ID: 1800329-01 OF-RW59-INF01-0218 0.11462, Description: OF-RW59-INF01-0218



Dataset: Z:\Projects\PFAS.PRO\Results\180301M1\180301M1-27.qld

Last Altered: Tuesday, March 06, 2018 10:46:18 Pacific Standard Time  
Printed: Tuesday, March 06, 2018 10:46:30 Pacific Standard Time

Name: 180301M1\_27, Date: 02-Mar-2018, Time: 05:38:31, ID: 1800329-01 OF-RW59-INF01-0218 0.11462, Description: OF-RW59-INF01-0218



Dataset: Z:\Projects\PFAS.PRO\Results\180301M1\180301M1-28.qld

Last Altered: Tuesday, March 06, 2018 10:50:35 Pacific Standard Time

Printed: Tuesday, March 06, 2018 10:51:14 Pacific Standard Time

Method: Z:\Projects\PFAS.PRO\MethDB\PFAS\_FULL\_80C\_022718.mdb 28 Feb 2018 13:19:45

Calibration: Z:\Projects\PFAS.PRO\CurveDB\C18\_VAL-PFAS\_Q4\_03-01-18-FULL.cdb 05 Mar 2018 08:17:35

Name: 180301M1\_28, Date: 02-Mar-2018, Time: 05:50:02, ID: 1800329-02 OF-RW59-INF01P-0218 0.11789, Description: OF-RW59-INF01P-0218

	# Name	Trace	Area	IS Area	Wt./Vol.	RRF	Pred.RT	RT	y Axis Resp.	Conc.	%Rec
1	3 PFBS	299.0 > 79.7	1.94e2	1.19e3	0.118		2.60	2.70	2.04	10.0940	
2	5 PFHxA	313.2 > 268.9	2.54e3	2.71e3	0.118		3.19	3.19	4.70	25.6017	
3	7 PFHpA	363.0 > 318.9	3.40e2	6.56e3	0.118		3.81	3.80	0.649	4.2032	
4	8 L-PFHxS	398.9 > 79.6	3.99e3	1.01e3	0.118		4.17	3.95	49.3	251.5359	
5	11 L-PFOA	413 > 368.7	5.45e3	9.60e3	0.118		4.40	4.32	7.09	61.4510	
6	14 PFNA	463.0 > 418.8	6.00e1	7.27e3	0.118		4.76	4.76	0.103	0.8238	
7	16 L-PFOS	499 > 79.9	1.09e4	2.38e3	0.118		4.90	4.85	57.0	437.7271	
8	18 PFDA	513 > 468.8		1.01e4	0.118		5.14				
9	21 N-MeFOSAA	570.1 > 419		2.84e3	0.118		5.29				
10	22 N-EtFOSAA	584.2 > 419		3.75e3	0.118		5.45				
11	23 PFUdA	563.0 > 518.9		9.62e3	0.118		5.46				

Dataset: Z:\Projects\PFAS.PRO\Results\180301M1\180301M1-28.qld

Last Altered: Tuesday, March 06, 2018 10:50:35 Pacific Standard Time

Printed: Tuesday, March 06, 2018 10:51:24 Pacific Standard Time

Method: Z:\Projects\PFAS.PRO\MethDB\PFAS\_FULL\_80C\_022718.mdb 28 Feb 2018 13:19:45

Calibration: Z:\Projects\PFAS.PRO\CurveDB\C18\_VAL-PFAS\_Q4\_03-01-18-FULL.cdb 05 Mar 2018 08:17:35

Name: 180301M1\_28, Date: 02-Mar-2018, Time: 05:50:02, ID: 1800329-02 OF-RW59-INF01P-0218 0.11789, Description: OF-RW59-INF01P-0218

#	Name	Trace	Area	IS Area	Wt./Vol.	RRF	Pred.RT	RT	y Axis Resp.	Conc.	%Rec
1	25 PFDa	612.9 > 569.0		7.12e3	0.118		5.74				
2	27 PFTDA	662.9 > 618.9		7.12e3	0.118		5.98				
3	28 PFTeDA	712.9 > 668.8		4.62e3	0.118		6.20				
4	36 13C3-PFBS	302. > 98.8	1.19e3	1.00e4	0.118	0.125	2.69	2.69	1.49	100.9678	95.2
5	37 13C2-PFHxA	315 > 269.8	2.71e3	1.00e4	0.118	0.722	3.19	3.19	3.39	39.7627	93.8
6	38 13C4-PFHpA	367.2 > 321.8	6.56e3	1.00e4	0.118	0.687	3.81	3.80	8.20	101.2576	95.5
7	39 18O2-PFHxS	403.0 > 102.6	1.01e3	2.77e3	0.118	0.367	3.96	3.95	4.56	105.4711	99.5
8	40 13C2-PFOA	414.9 > 369.7	9.60e3	8.86e3	0.118	1.260	4.33	4.32	13.5	91.1519	86.0
9	41 13C5-PFNA	468.2 > 422.9	7.27e3	9.44e3	0.118	0.959	4.76	4.76	9.63	85.1704	80.3
10	42 13C8-PFOA	506.1 > 77.7	1.69e3	1.13e4	0.118	0.229	4.83	4.83	1.87	69.4397	65.5
11	43 13C8-PFOS	507.0 > 79.9	2.38e3	3.10e3	0.118	1.053	4.84	4.84	9.59	77.2311	72.8
12	44 13C2-PFDA	515.1 > 469.9	1.01e4	1.13e4	0.118	0.977	5.14	5.14	11.2	96.8372	91.3
13	45 d3-N-MeFOSAA	573.3 > 419	2.84e3	1.13e4	0.118	0.384	5.29	5.29	3.16	69.6758	65.7
14	46 d5-N-EtFOSAA	589.3 > 419	3.75e3	1.13e4	0.118	0.403	5.45	5.45	4.16	87.6231	82.6
15	47 13C2-PFUDa	565 > 519.8	9.62e3	1.13e4	0.118	1.019	5.46	5.47	10.7	88.8509	83.8
16	48 13C2-PFDa	615.0 > 569.7	7.12e3	1.13e4	0.118	0.908	5.74	5.75	7.91	73.8850	69.7
17	49 d3-N-MeFOSA	515.2 > 168.9		1.13e4	0.118	0.117	5.84				
18	50 13C2-PFTeDA	714.8 > 669.6	4.62e3	1.13e4	0.118	0.414	6.20	6.23	5.13	105.0951	99.1
19	51 d5-N-ETFOSA	531.1 > 168.9		1.13e4	0.118	0.181	6.22				
20	52 13C2-PFHxDA	815 > 769.7	3.31e3	1.13e4	0.118	0.782	6.51	6.56	3.68	39.9042	94.1
21	53 d7-N-MeFOSE	623.1 > 58.9		1.13e4	0.118	0.172	6.31				
22	54 d9-N-EtFOSE	639.2 > 58.8		1.13e4	0.118	0.146	6.45				
23	55 13C4-PFBA	217. > 171.8	8.29e3	8.29e3	0.118	1.000	1.46	1.44	12.5	106.0310	100.0
24	56 13C5-PFHxA	318 > 272.9	1.00e4	1.00e4	0.118	1.000	3.19	3.19	12.5	106.0310	100.0
25	57 13C3-PFHxS	401.9 > 79.9	2.77e3	2.77e3	0.118	1.000	3.96	3.95	12.5	106.0310	100.0
26	58 13C8-PFOA	421.3 > 376	8.86e3	8.86e3	0.118	1.000	4.33	4.33	12.5	106.0310	100.0
27	59 13C9-PFNA	472.2 > 426.9	9.44e3	9.44e3	0.118	1.000	4.70	4.77	12.5	106.0310	100.0
28	60 13C4-PFOS	503 > 79.9	3.10e3	3.10e3	0.118	1.000	4.84	4.85	12.5	106.0310	100.0
29	61 13C6-PFDA	519.1 > 473.7	1.13e4	1.13e4	0.118	1.000	5.14	5.14	12.5	106.0310	100.0
30	62 13C7-PFUDa	570.1 > 524.8	1.13e4	1.13e4	0.118	1.000	5.46	5.47	12.5	106.0310	100.0
31	63 Total PFHxS	398.9 > 79.6	3.99e3	1.01e3	0.118		3.85		49.3	251.5359	
32	64 Total PFOA	413 > 368.7	6.43e3	9.60e3	0.118		4.21		8.38	71.9917	

Dataset: Z:\Projects\PFAS.PRO\Results\180301M1\180301M1-28.qld

Last Altered: Tuesday, March 06, 2018 10:50:35 Pacific Standard Time

Printed: Tuesday, March 06, 2018 10:51:24 Pacific Standard Time

Name: 180301M1\_28, Date: 02-Mar-2018, Time: 05:50:02, ID: 1800329-02 OF-RW59-INF01P-0218 0.11789, Description: OF-RW59-INF01P-0218

	# Name	Trace	Area	IS Area	Wt./Vol.	RRF	Pred.RT	RT	y Axis Resp.	Conc.	%Rec
33	65 Total PFOS	499 > 79.9	1.09e4	2.38e3	0.118		4.73		57.0	437.7271	
34	66 Total N-MeFOSAA	570.1 > 419	0.00e0	2.84e3	0.118		5.29		0.000		
35	67 Total N-EtFOSAA	584.2 > 419	0.00e0	3.75e3	0.118		5.45		0.000		

Dataset: Z:\Projects\PFAS.PRO\Results\180301M1\180301M1-28.qld

Last Altered: Tuesday, March 06, 2018 10:50:35 Pacific Standard Time

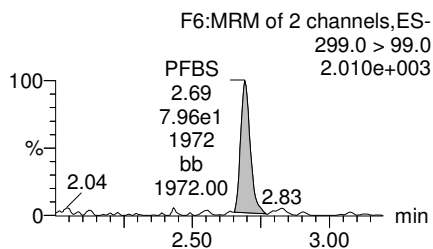
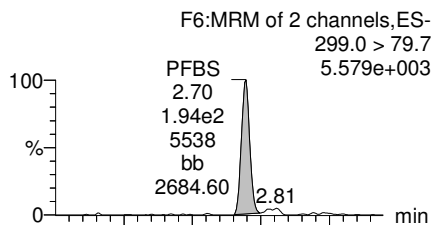
Printed: Tuesday, March 06, 2018 10:51:24 Pacific Standard Time

Method: Z:\Projects\PFAS.PRO\MethDB\PFAS\_FULL\_80C\_022718.mdb 28 Feb 2018 13:19:45

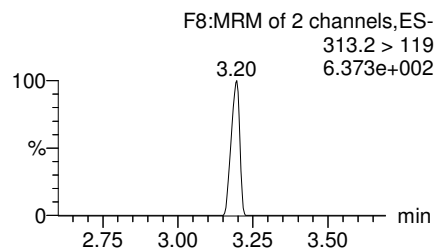
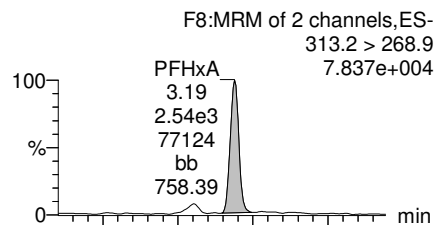
Calibration: Z:\Projects\PFAS.PRO\CurveDB\C18\_VAL-PFAS\_Q4\_03-01-18-FULL.cdb 05 Mar 2018 08:17:35

Name: 180301M1\_28, Date: 02-Mar-2018, Time: 05:50:02, ID: 1800329-02 OF-RW59-INF01P-0218 0.11789, Description: OF-RW59-INF01P-0218

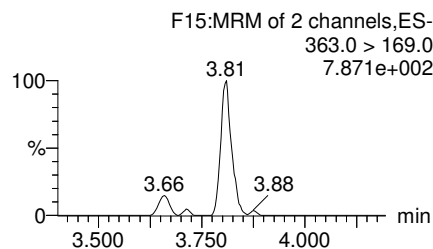
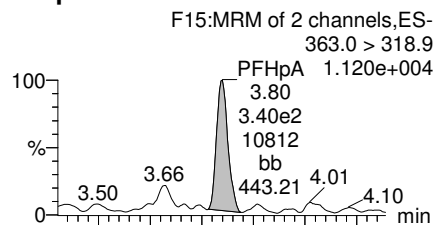
**PFBS**



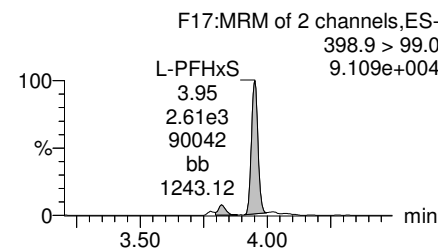
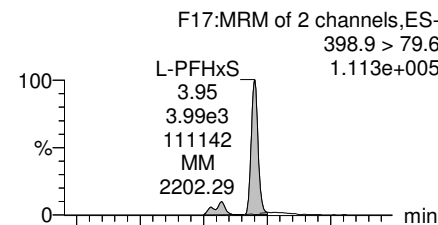
**PFHxA**



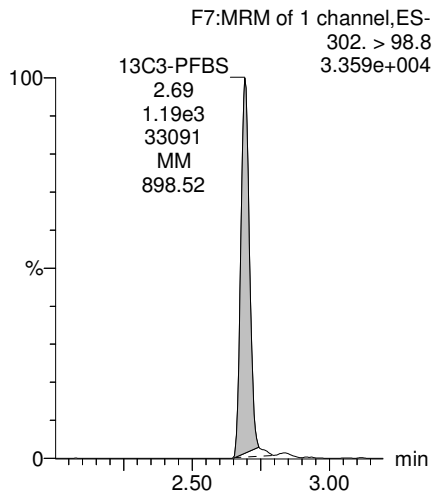
**PFHpA**



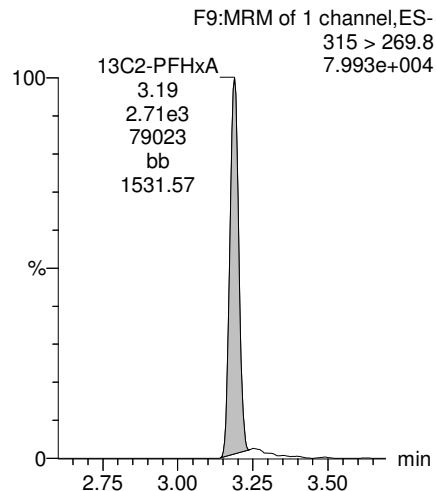
**Total PFHxS**



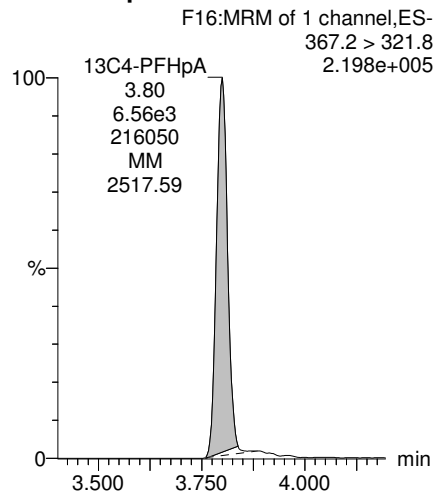
**13C3-PFBS**



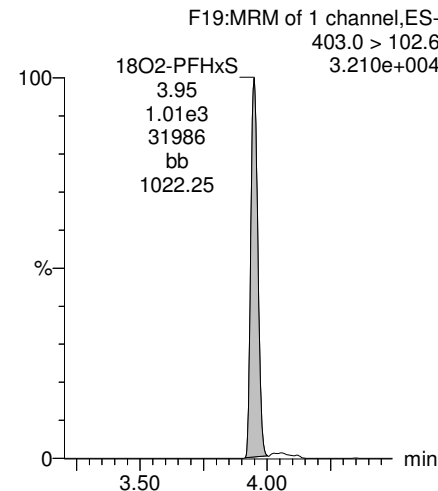
**13C2-PFHxA**



**13C4-PFHpA**



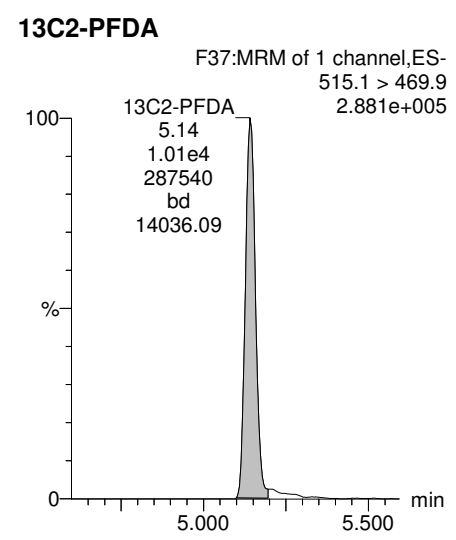
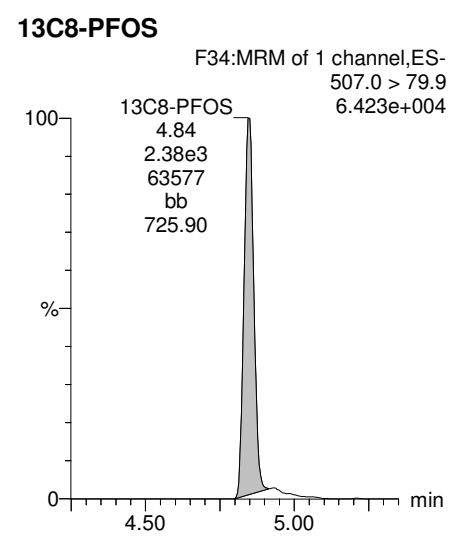
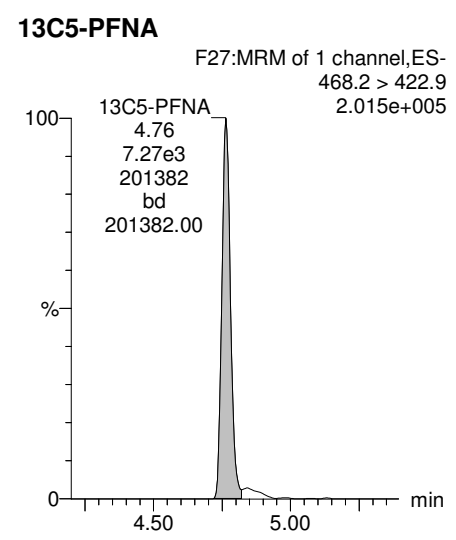
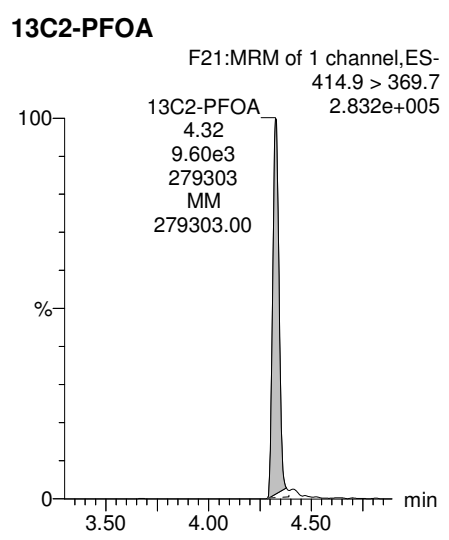
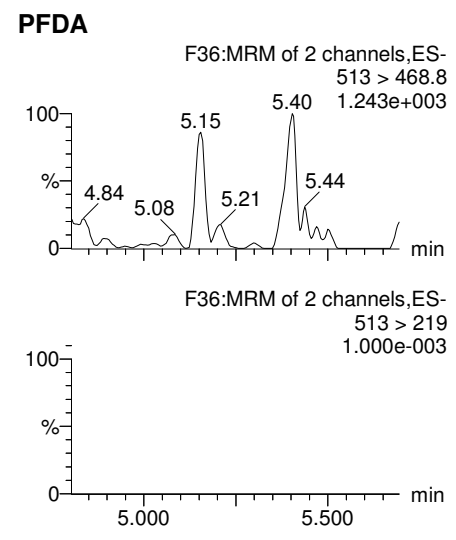
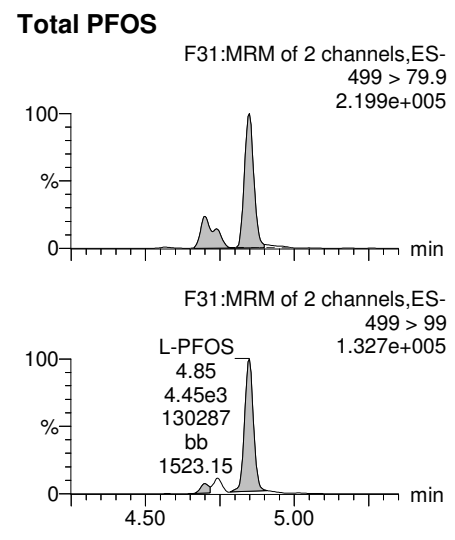
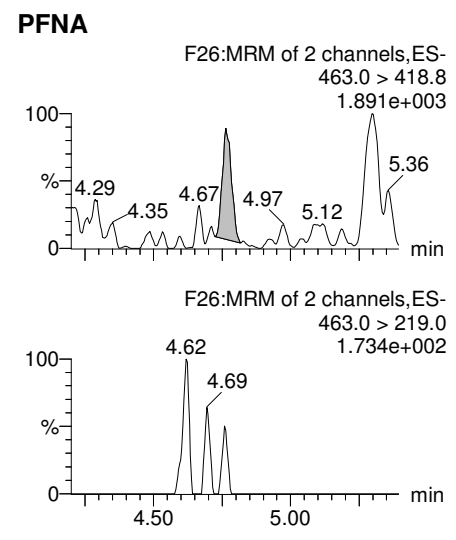
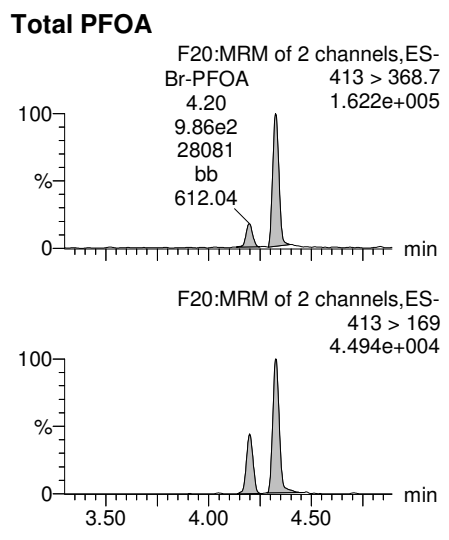
**18O2-PFHxS**



Dataset: Z:\Projects\PFAS.PRO\Results\180301M1\180301M1-28.qld

Last Altered: Tuesday, March 06, 2018 10:50:35 Pacific Standard Time  
Printed: Tuesday, March 06, 2018 10:51:24 Pacific Standard Time

Name: 180301M1\_28, Date: 02-Mar-2018, Time: 05:50:02, ID: 1800329-02 OF-RW59-INF01P-0218 0.11789, Description: OF-RW59-INF01P-0218





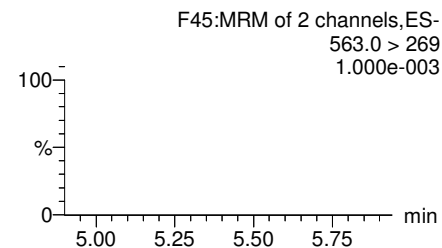
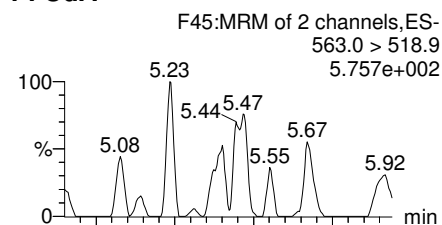
Dataset: Z:\Projects\PFAS.PRO\Results\180301M1\180301M1-28.qld

Last Altered: Tuesday, March 06, 2018 10:50:35 Pacific Standard Time

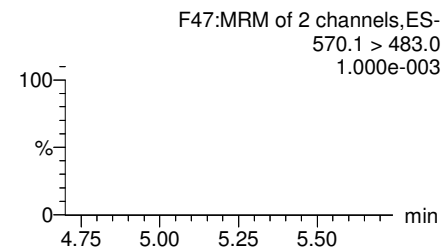
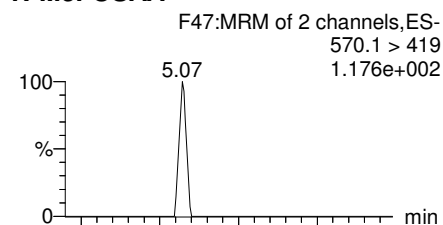
Printed: Tuesday, March 06, 2018 10:51:24 Pacific Standard Time

Name: 180301M1\_28, Date: 02-Mar-2018, Time: 05:50:02, ID: 1800329-02 OF-RW59-INF01P-0218 0.11789, Description: OF-RW59-INF01P-0218

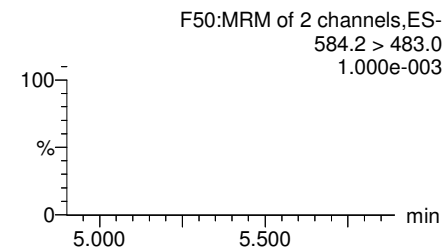
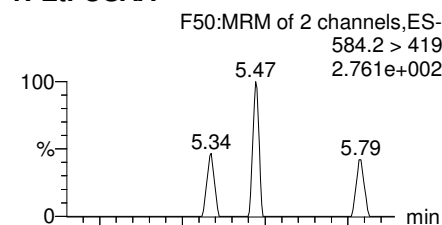
**PFUdA**



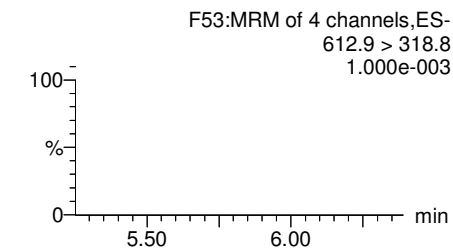
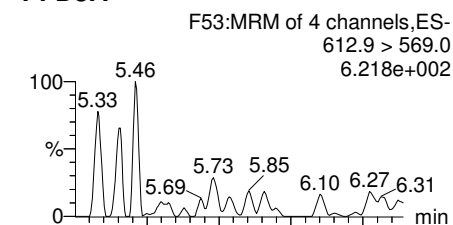
**N-MeFOSAA**



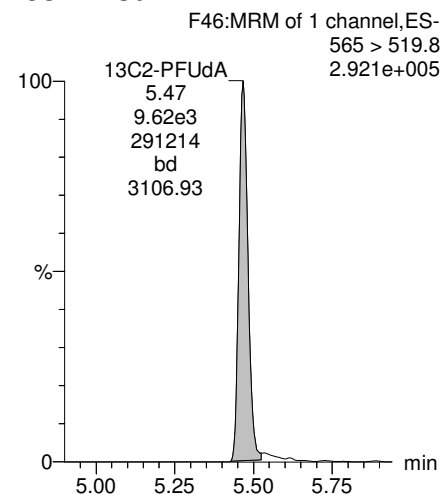
**N-EtFOSAA**



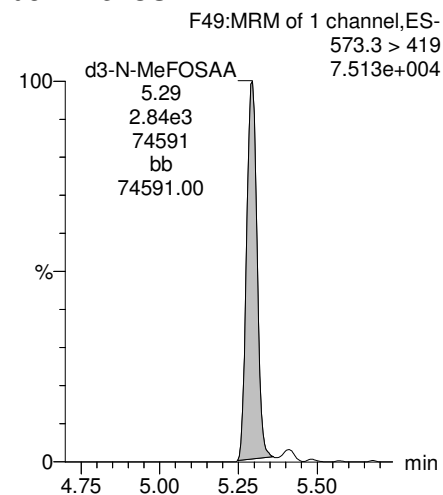
**PFDoA**



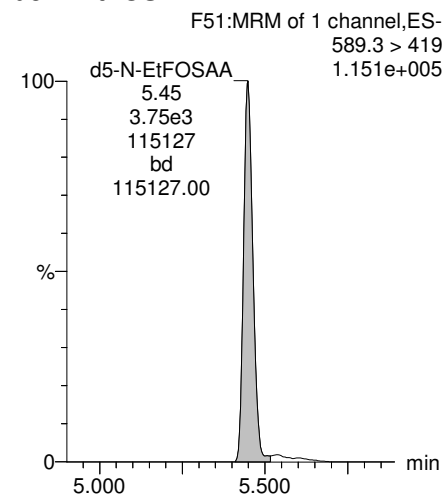
**13C2-PFUdA**



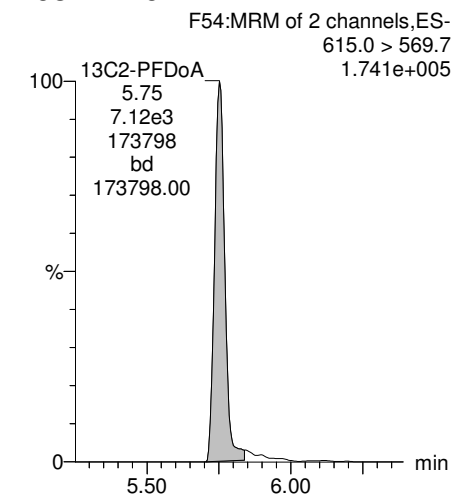
**d3-N-MeFOSAA**



**d5-N-EtFOSAA**



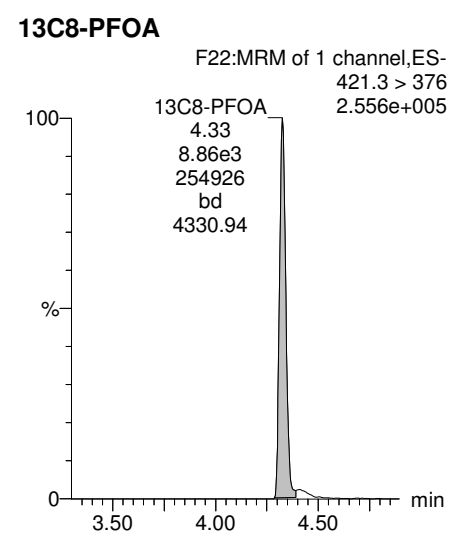
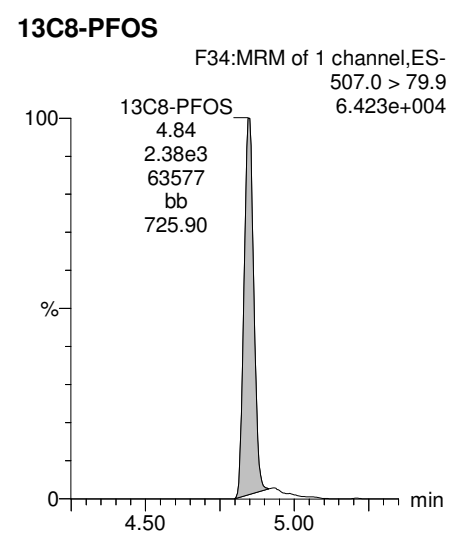
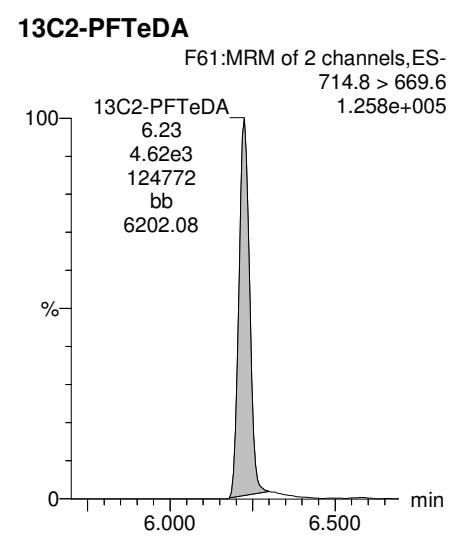
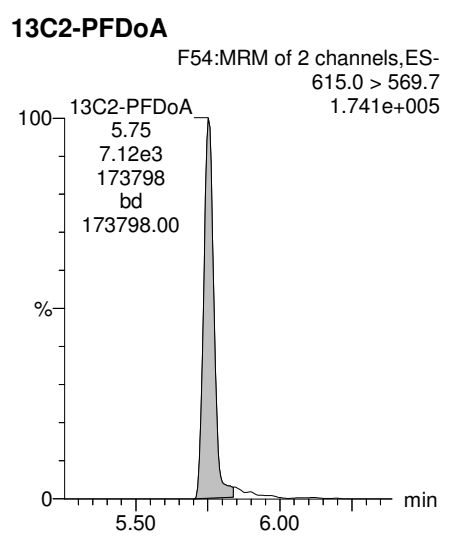
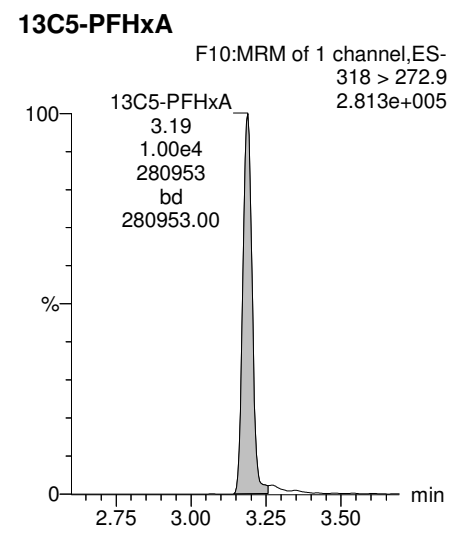
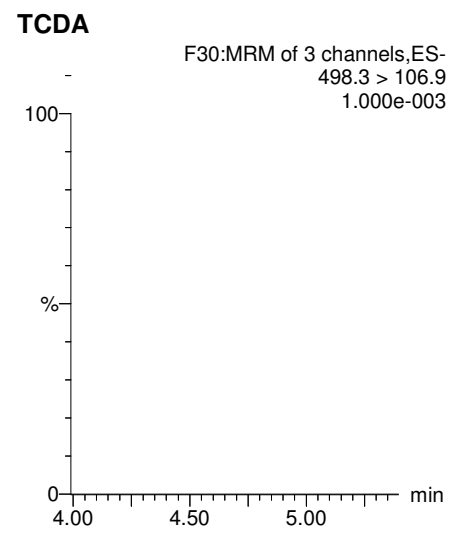
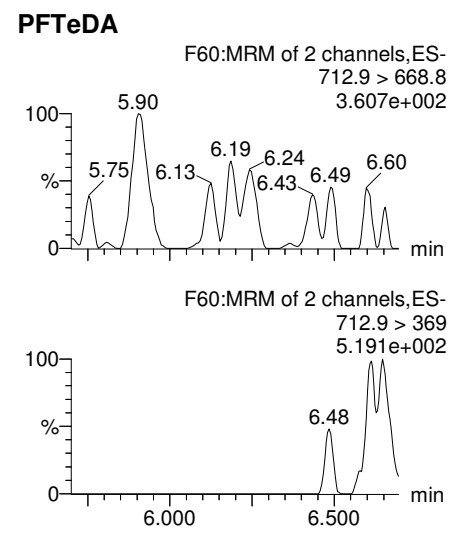
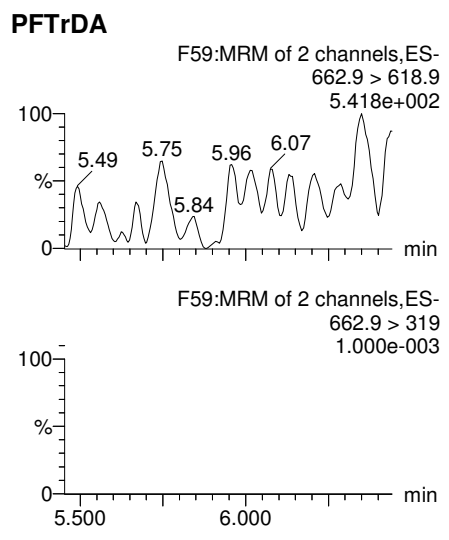
**13C2-PFDoA**



Dataset: Z:\Projects\PFAS.PRO\Results\180301M1\180301M1-28.qld

Last Altered: Tuesday, March 06, 2018 10:50:35 Pacific Standard Time  
Printed: Tuesday, March 06, 2018 10:51:24 Pacific Standard Time

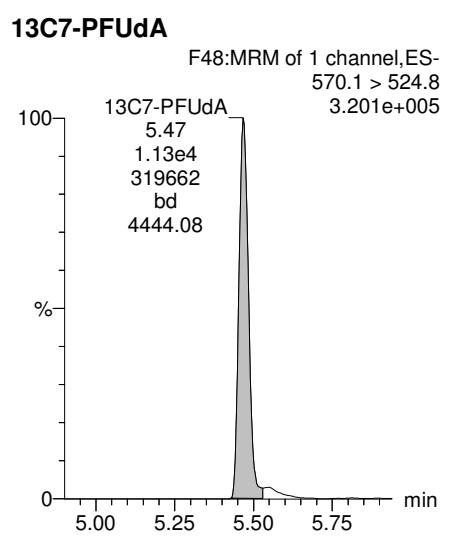
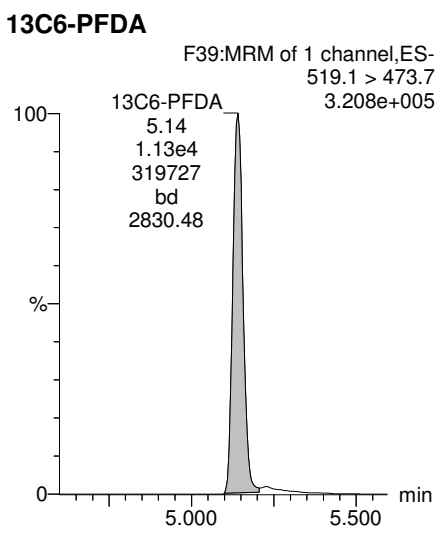
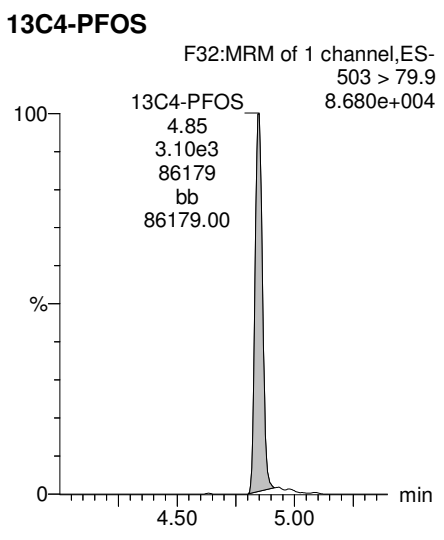
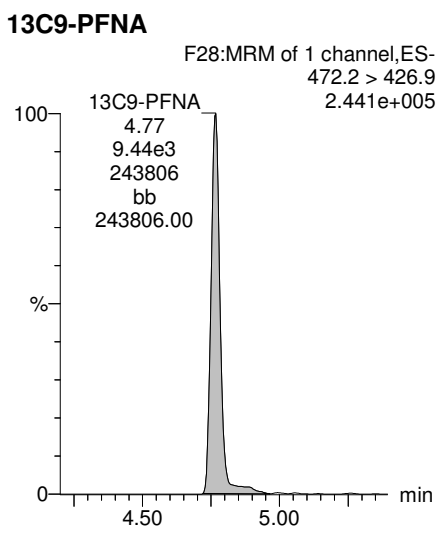
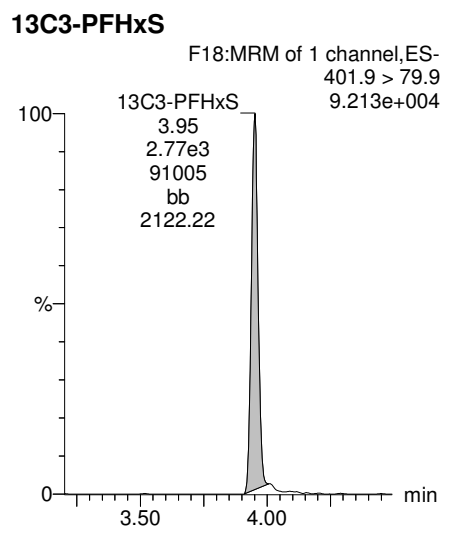
Name: 180301M1\_28, Date: 02-Mar-2018, Time: 05:50:02, ID: 1800329-02 OF-RW59-INF01P-0218 0.11789, Description: OF-RW59-INF01P-0218



Dataset: Z:\Projects\PFAS.PRO\Results\180301M1\180301M1-28.qld

Last Altered: Tuesday, March 06, 2018 10:50:35 Pacific Standard Time  
Printed: Tuesday, March 06, 2018 10:51:24 Pacific Standard Time

Name: 180301M1\_28, Date: 02-Mar-2018, Time: 05:50:02, ID: 1800329-02 OF-RW59-INF01P-0218 0.11789, Description: OF-RW59-INF01P-0218



Dataset: Z:\Projects\PFAS.PRO\Results\180301M1\180301M1-29.qld

Last Altered: Tuesday, March 06, 2018 10:54:05 Pacific Standard Time

Printed: Tuesday, March 06, 2018 10:54:55 Pacific Standard Time

Method: Z:\Projects\PFAS.PRO\MethDB\PFAS\_FULL\_80C\_022718.mdb 28 Feb 2018 13:19:45

Calibration: Z:\Projects\PFAS.PRO\CurveDB\C18\_VAL-PFAS\_Q4\_03-01-18-FULL.cdb 05 Mar 2018 08:17:35

Name: 180301M1\_29, Date: 02-Mar-2018, Time: 06:01:31, ID: 1800329-03 OF-RW59-MID01-0218 0.11984, Description: OF-RW59-MID01-0218

	# Name	Trace	Area	IS Area	Wt./Vol.	RRF	Pred.RT	RT	y Axis Resp.	Conc.	%Rec
1	3 PFBS	299.0 > 79.7	9.79e1	1.11e3	0.120		2.60	2.69	1.10	5.6046	
2	5 PFHxA	313.2 > 268.9	1.39e3	2.09e3	0.120		3.19	3.18	3.34	17.8063	
3	7 PFHpA	363.0 > 318.9	1.83e2	5.26e3	0.120		3.81	3.80	0.436	2.8379	
4	8 L-PFHxS	398.9 > 79.6	2.06e3	7.74e2	0.120		4.17	3.95	33.3	167.2625	
5	11 L-PFOA	413 > 368.7	3.32e3	9.66e3	0.120		4.40	4.33	4.30	36.3404	
6	14 PFNA	463.0 > 418.8		6.78e3	0.120		4.76				
7	16 L-PFOS	499 > 79.9	4.70e3	2.01e3	0.120		4.90	4.85	29.2	220.4293	
8	18 PFDA	513 > 468.8		7.72e3	0.120		5.14				
9	21 N-MeFOSAA	570.1 > 419		2.80e3	0.120		5.29				
10	22 N-EtFOSAA	584.2 > 419		3.20e3	0.120		5.45				
11	23 PFUdA	563.0 > 518.9		8.48e3	0.120		5.46				

Dataset: Z:\Projects\PFAS.PRO\Results\180301M1\180301M1-29.qld

Last Altered: Tuesday, March 06, 2018 10:54:05 Pacific Standard Time

Printed: Tuesday, March 06, 2018 10:54:47 Pacific Standard Time

Method: Z:\Projects\PFAS.PRO\MethDB\PFAS\_FULL\_80C\_022718.mdb 28 Feb 2018 13:19:45

Calibration: Z:\Projects\PFAS.PRO\CurveDB\C18\_VAL-PFAS\_Q4\_03-01-18-FULL.cdb 05 Mar 2018 08:17:35

Name: 180301M1\_29, Date: 02-Mar-2018, Time: 06:01:31, ID: 1800329-03 OF-RW59-MID01-0218 0.11984, Description: OF-RW59-MID01-0218

#	Name	Trace	Area	IS Area	Wt./Vol.	RRF	Pred.RT	RT	y Axis Resp.	Conc.	%Rec
1	25 PFDa	612.9 > 569.0		8.45e3	0.120		5.74				
2	27 PFTDA	662.9 > 618.9		8.45e3	0.120		5.98				
3	28 PFTeDA	712.9 > 668.8		4.40e3	0.120		6.20				
4	36 13C3-PFBS	302. > 98.8	1.11e3	8.72e3	0.120	0.125	2.69	2.69	1.59	106.2102	101.8
5	37 13C2-PFHxA	315 > 269.8	2.09e3	8.72e3	0.120	0.722	3.19	3.18	2.99	34.5372	82.8
6	38 13C4-PFHpA	367.2 > 321.8	5.26e3	8.72e3	0.120	0.687	3.81	3.80	7.54	91.5396	87.8
7	39 18O2-PFHxS	403.0 > 102.6	7.74e2	2.08e3	0.120	0.367	3.96	3.95	4.64	105.5221	101.2
8	40 13C2-PFOA	414.9 > 369.7	9.66e3	8.11e3	0.120	1.260	4.33	4.32	14.9	98.5706	94.5
9	41 13C5-PFNA	468.2 > 422.9	6.78e3	7.92e3	0.120	0.959	4.76	4.76	10.7	93.1721	89.3
10	42 13C8-PFOA	506.1 > 77.7	1.24e3	1.16e4	0.120	0.229	4.83	4.84	1.34	48.7666	46.8
11	43 13C8-PFOS	507.0 > 79.9	2.01e3	2.30e3	0.120	1.053	4.84	4.85	10.9	86.5489	83.0
12	44 13C2-PFDA	515.1 > 469.9	7.72e3	8.00e3	0.120	0.977	5.14	5.14	12.1	102.9469	98.7
13	45 d3-N-MeFOSAA	573.3 > 419	2.80e3	1.16e4	0.120	0.384	5.29	5.29	3.01	65.4209	62.7
14	46 d5-N-EtFOSAA	589.3 > 419	3.20e3	1.16e4	0.120	0.403	5.45	5.45	3.45	71.5442	68.6
15	47 13C2-PFUDa	565 > 519.8	8.48e3	1.16e4	0.120	1.019	5.46	5.47	9.13	74.7352	71.7
16	48 13C2-PFDa	615.0 > 569.7	8.45e3	1.16e4	0.120	0.908	5.74	5.75	9.11	83.7206	80.3
17	49 d3-N-MeFOSA	515.2 > 168.9		1.16e4	0.120	0.117	5.84				
18	50 13C2-PFTeDA	714.8 > 669.6	4.40e3	1.16e4	0.120	0.414	6.20	6.23	4.74	95.5059	91.6
19	51 d5-N-ETFOSA	531.1 > 168.9		1.16e4	0.120	0.181	6.22				
20	52 13C2-PFHxDA	815 > 769.7	2.81e3	1.16e4	0.120	0.782	6.51	6.56	3.03	32.3227	77.5
21	53 d7-N-MeFOSE	623.1 > 58.9		1.16e4	0.120	0.172	6.31				
22	54 d9-N-EtFOSE	639.2 > 58.8		1.16e4	0.120	0.146	6.45				
23	55 13C4-PFBA	217. > 171.8	6.90e3	6.90e3	0.120	1.000	1.46	1.44	12.5	104.3057	100.0
24	56 13C5-PFHxA	318 > 272.9	8.72e3	8.72e3	0.120	1.000	3.19	3.18	12.5	104.3057	100.0
25	57 13C3-PFHxS	401.9 > 79.9	2.08e3	2.08e3	0.120	1.000	3.96	3.95	12.5	104.3057	100.0
26	58 13C8-PFOA	421.3 > 376	8.11e3	8.11e3	0.120	1.000	4.33	4.33	12.5	104.3057	100.0
27	59 13C9-PFNA	472.2 > 426.9	7.92e3	7.92e3	0.120	1.000	4.70	4.77	12.5	104.3057	100.0
28	60 13C4-PFOS	503 > 79.9	2.30e3	2.30e3	0.120	1.000	4.84	4.85	12.5	104.3057	100.0
29	61 13C6-PFDA	519.1 > 473.7	8.00e3	8.00e3	0.120	1.000	5.14	5.14	12.5	104.3057	100.0
30	62 13C7-PFUDa	570.1 > 524.8	1.16e4	1.16e4	0.120	1.000	5.46	5.47	12.5	104.3057	100.0
31	63 Total PFHxS	398.9 > 79.6	2.06e3	7.74e2	0.120		3.85		33.3	167.2625	
32	64 Total PFOA	413 > 368.7	3.80e3	9.66e3	0.120		4.21		4.91	40.9339	

Dataset: Z:\Projects\PFAS.PRO\Results\180301M1\180301M1-29.qld

Last Altered: Tuesday, March 06, 2018 10:54:05 Pacific Standard Time

Printed: Tuesday, March 06, 2018 10:54:47 Pacific Standard Time

Name: 180301M1\_29, Date: 02-Mar-2018, Time: 06:01:31, ID: 1800329-03 OF-RW59-MID01-0218 0.11984, Description: OF-RW59-MID01-0218

	# Name	Trace	Area	IS Area	Wt./Vol.	RRF	Pred.RT	RT	y Axis Resp.	Conc.	%Rec
33	65 Total PFOS	499 > 79.9	4.70e3	2.01e3	0.120		4.73		29.2	220.4293	
34	66 Total N-MeFOSAA	570.1 > 419	0.00e0	2.80e3	0.120		5.29		0.000		
35	67 Total N-EtFOSAA	584.2 > 419	0.00e0	3.20e3	0.120		5.45		0.000		

Dataset: Z:\Projects\PFAS.PRO\Results\180301M1\180301M1-29.qld

Last Altered: Tuesday, March 06, 2018 10:54:05 Pacific Standard Time

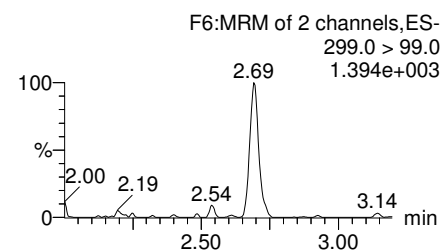
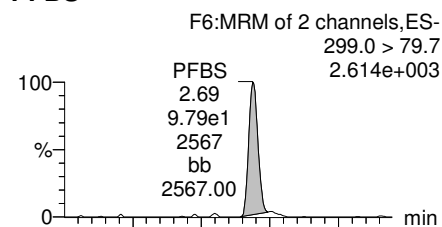
Printed: Tuesday, March 06, 2018 10:54:47 Pacific Standard Time

Method: Z:\Projects\PFAS.PRO\MethDB\PFAS\_FULL\_80C\_022718.mdb 28 Feb 2018 13:19:45

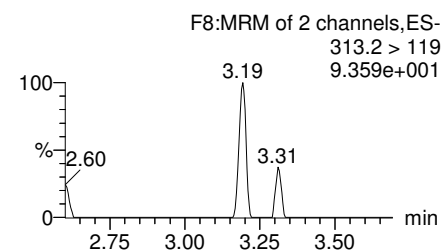
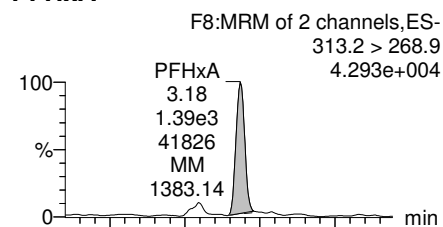
Calibration: Z:\Projects\PFAS.PRO\CurveDB\C18\_VAL-PFAS\_Q4\_03-01-18-FULL.cdb 05 Mar 2018 08:17:35

Name: 180301M1\_29, Date: 02-Mar-2018, Time: 06:01:31, ID: 1800329-03 OF-RW59-MID01-0218 0.11984, Description: OF-RW59-MID01-0218

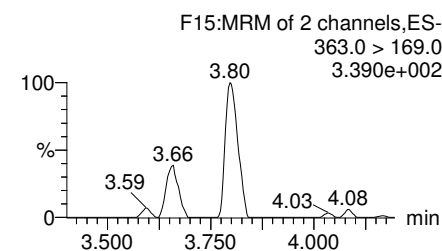
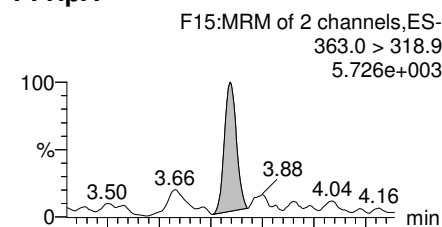
**PFBS**



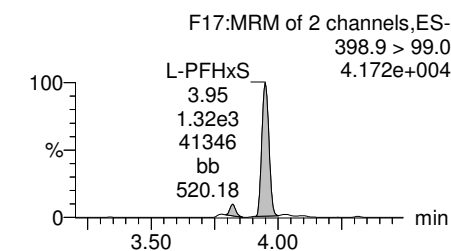
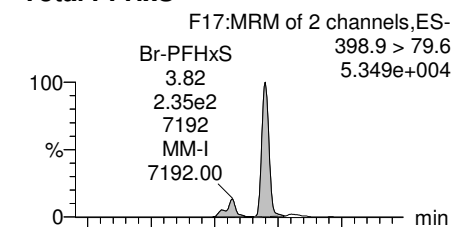
**PFHxA**



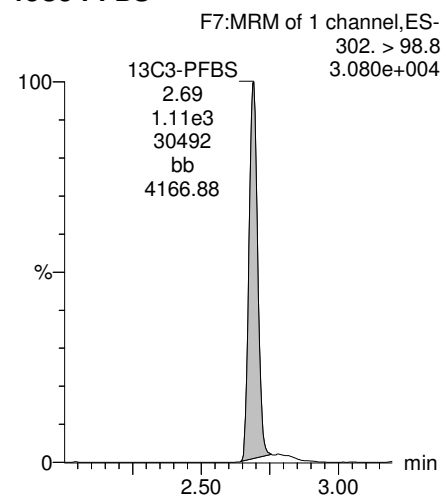
**PFHpA**



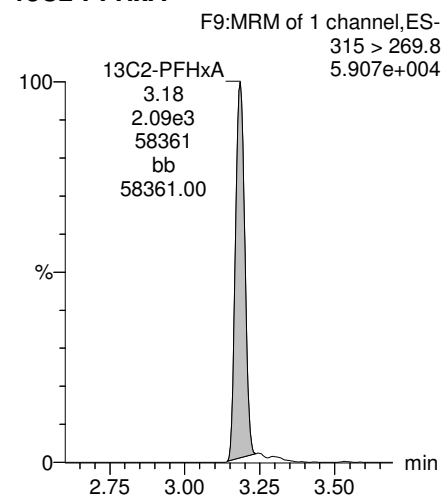
**Total PFHxS**



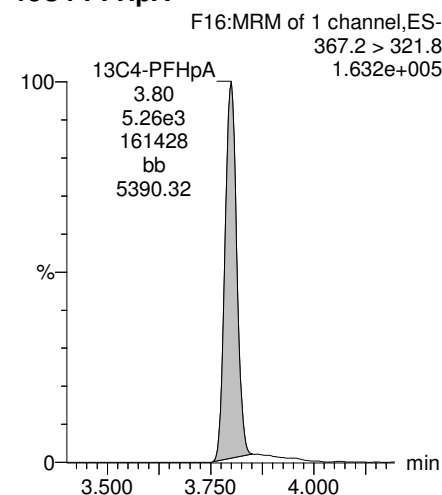
**13C3-PFBS**



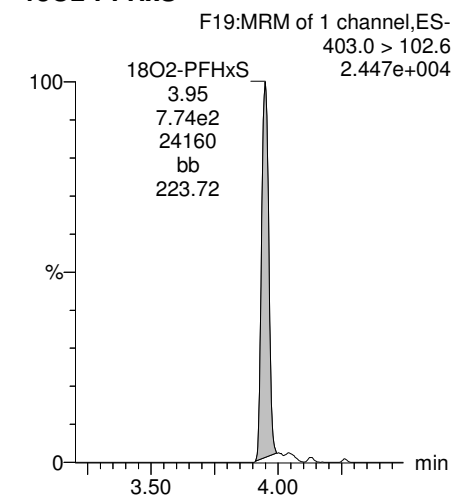
**13C2-PFHxA**



**13C4-PFHpA**



**18O2-PFHxS**



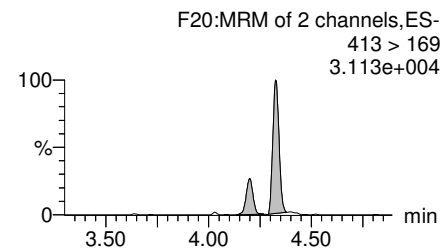
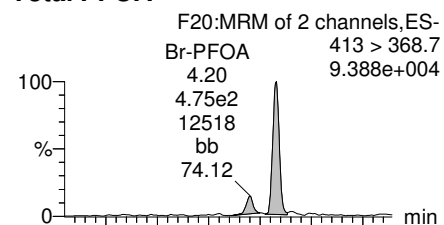
Dataset: Z:\Projects\PFAS.PRO\Results\180301M1\180301M1-29.qld

Last Altered: Tuesday, March 06, 2018 10:54:05 Pacific Standard Time

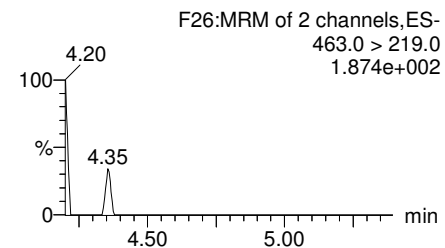
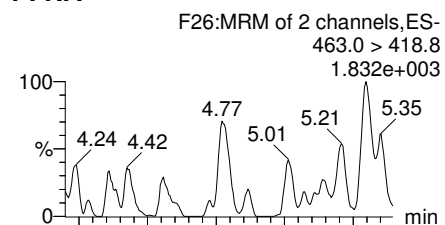
Printed: Tuesday, March 06, 2018 10:54:47 Pacific Standard Time

Name: 180301M1\_29, Date: 02-Mar-2018, Time: 06:01:31, ID: 1800329-03 OF-RW59-MID01-0218 0.11984, Description: OF-RW59-MID01-0218

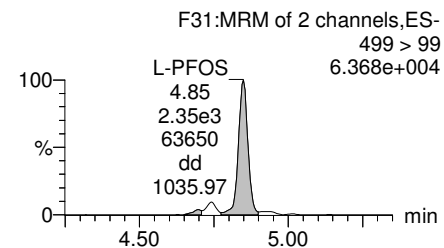
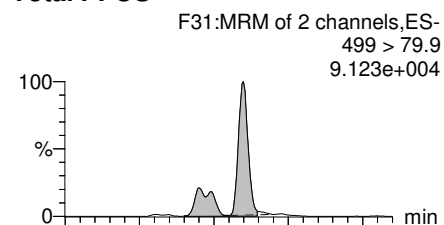
**Total PFOA**



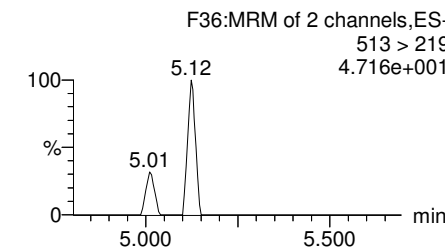
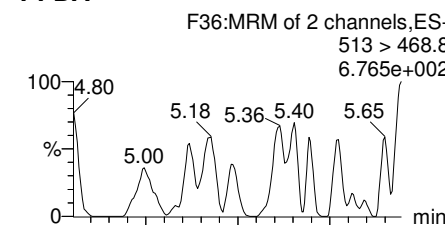
**PFNA**



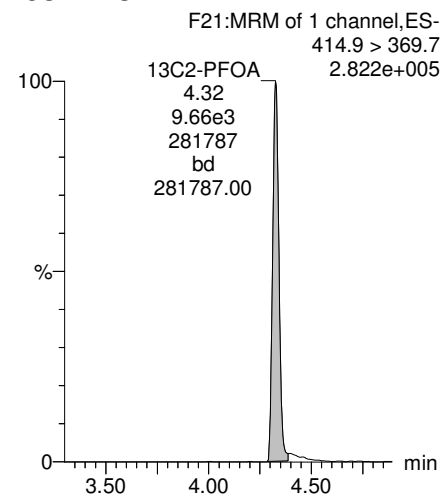
**Total PFOS**



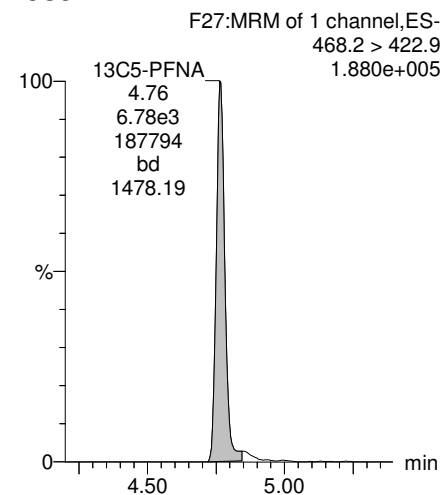
**PFDA**



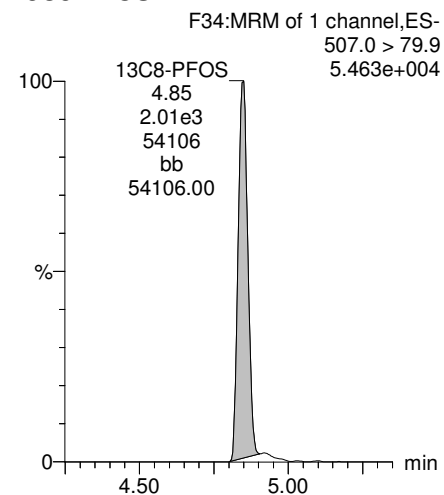
**13C2-PFOA**



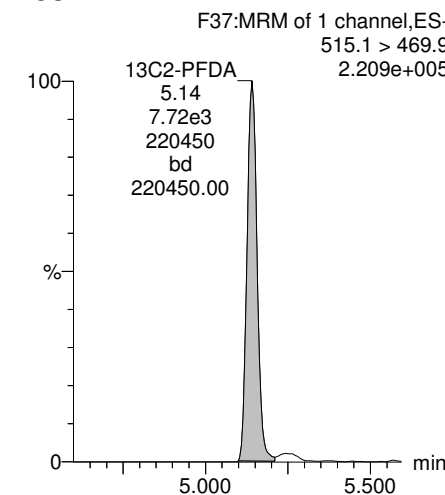
**13C5-PFNA**



**13C8-PFOS**



**13C2-PFDA**



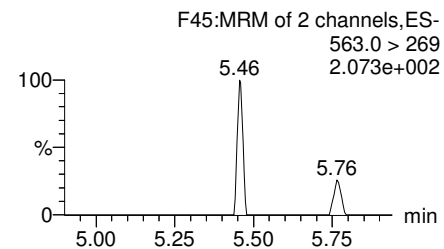
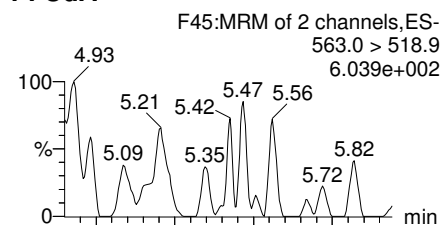


Dataset: Z:\Projects\PFAS.PRO\Results\180301M1\180301M1-29.qld

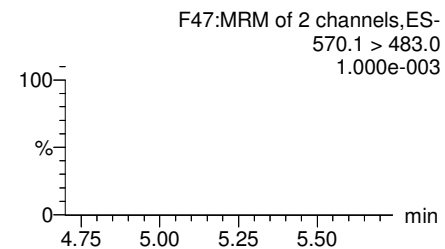
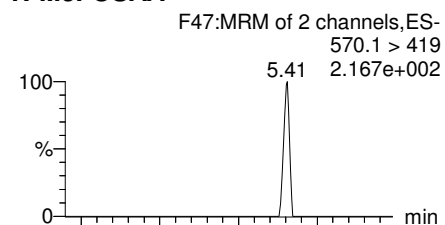
Last Altered: Tuesday, March 06, 2018 10:54:05 Pacific Standard Time  
Printed: Tuesday, March 06, 2018 10:54:47 Pacific Standard Time

Name: 180301M1\_29, Date: 02-Mar-2018, Time: 06:01:31, ID: 1800329-03 OF-RW59-MID01-0218 0.11984, Description: OF-RW59-MID01-0218

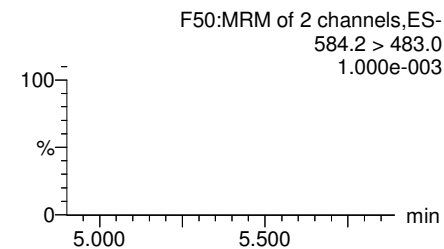
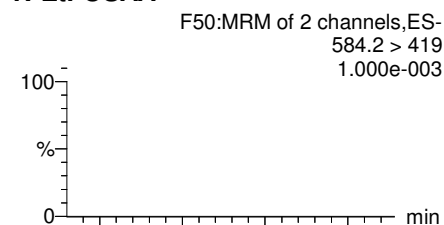
**PFUdA**



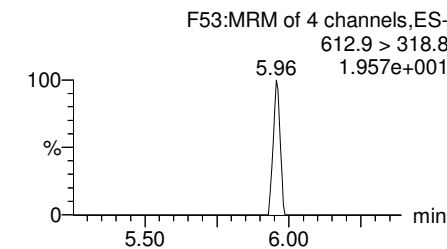
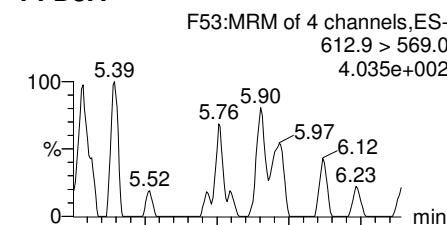
**N-MeFOSAA**



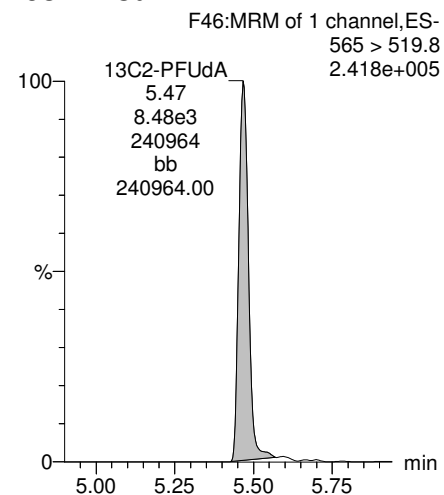
**N-EtFOSAA**



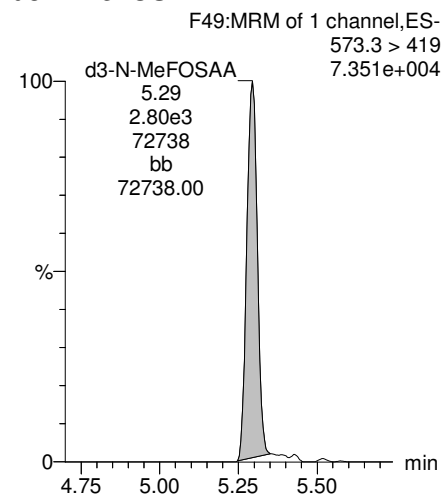
**PFDaA**



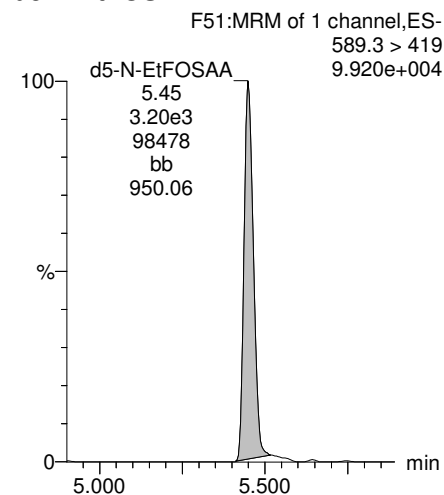
**13C2-PFUdA**



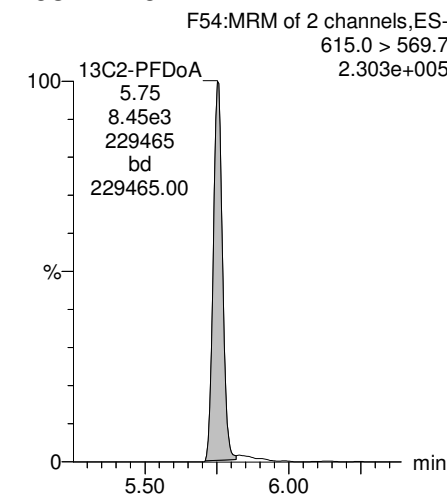
**d3-N-MeFOSAA**



**d5-N-EtFOSAA**



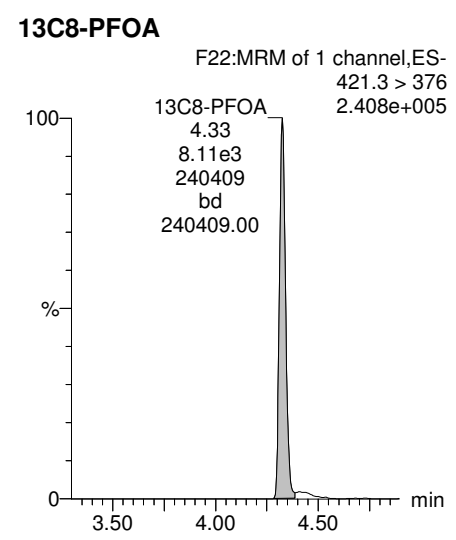
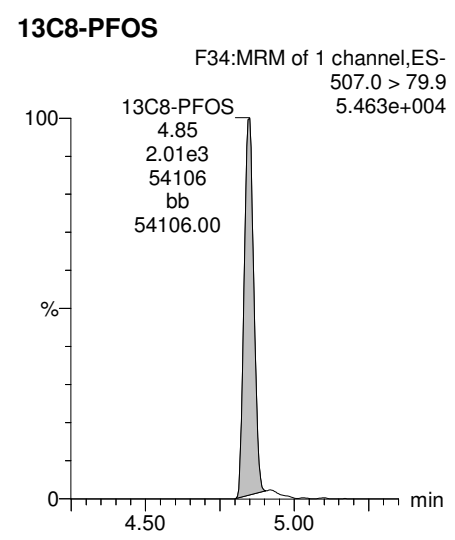
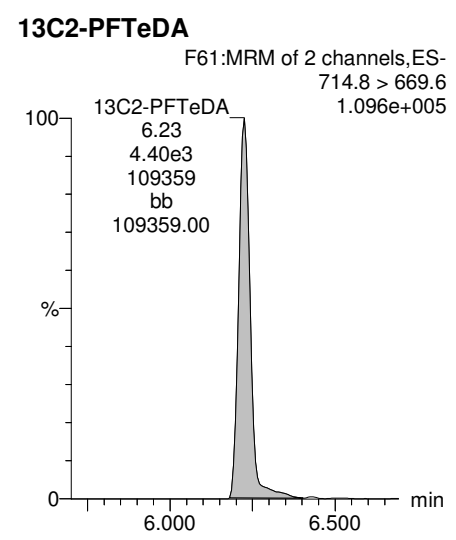
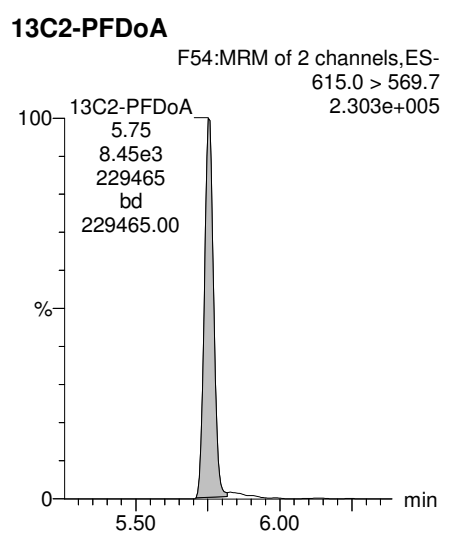
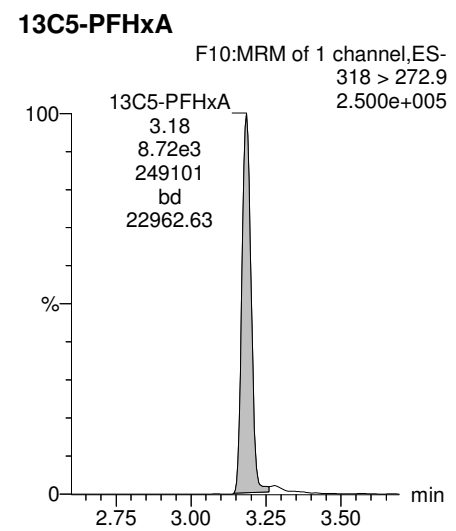
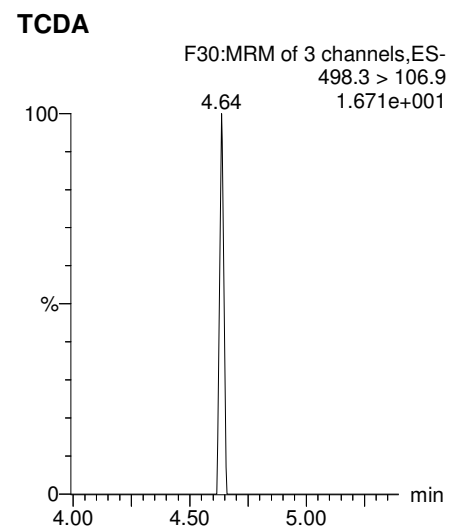
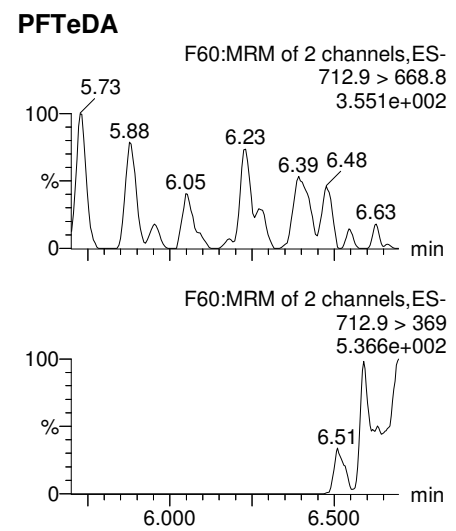
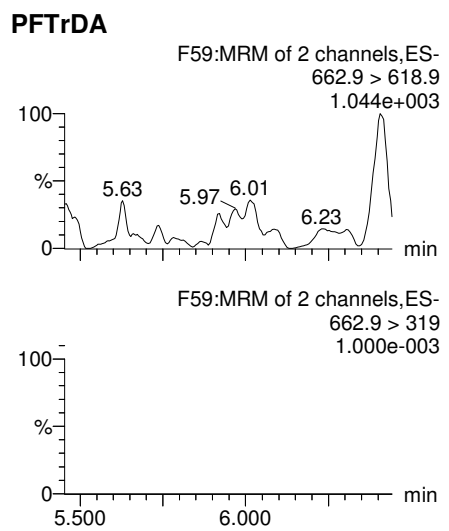
**13C2-PFDaA**



Dataset: Z:\Projects\PFAS.PRO\Results\180301M1\180301M1-29.qld

Last Altered: Tuesday, March 06, 2018 10:54:05 Pacific Standard Time  
Printed: Tuesday, March 06, 2018 10:54:47 Pacific Standard Time

Name: 180301M1\_29, Date: 02-Mar-2018, Time: 06:01:31, ID: 1800329-03 OF-RW59-MID01-0218 0.11984, Description: OF-RW59-MID01-0218

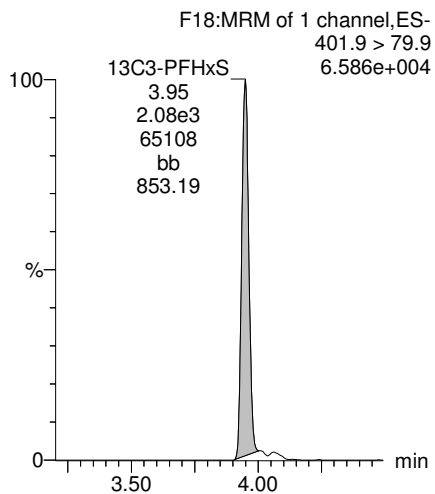


Dataset: Z:\Projects\PFAS.PRO\Results\180301M1\180301M1-29.qld

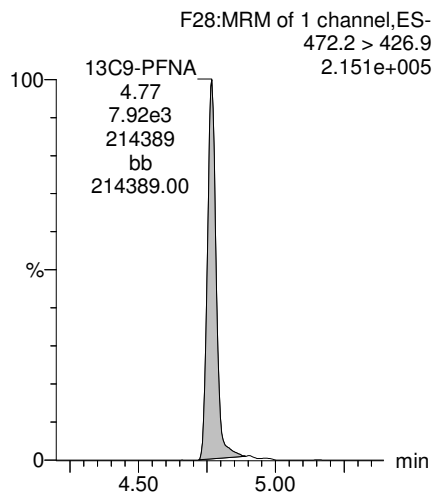
Last Altered: Tuesday, March 06, 2018 10:54:05 Pacific Standard Time  
Printed: Tuesday, March 06, 2018 10:54:47 Pacific Standard Time

Name: 180301M1\_29, Date: 02-Mar-2018, Time: 06:01:31, ID: 1800329-03 OF-RW59-MID01-0218 0.11984, Description: OF-RW59-MID01-0218

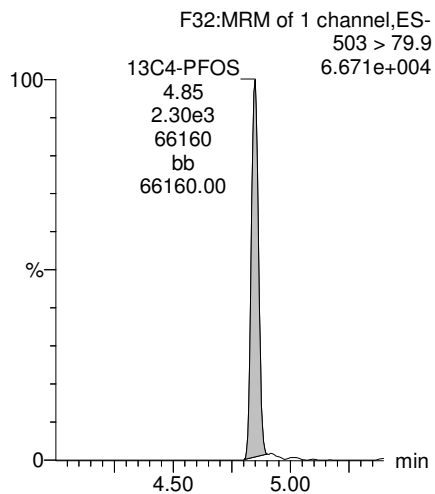
### 13C3-PFHxS



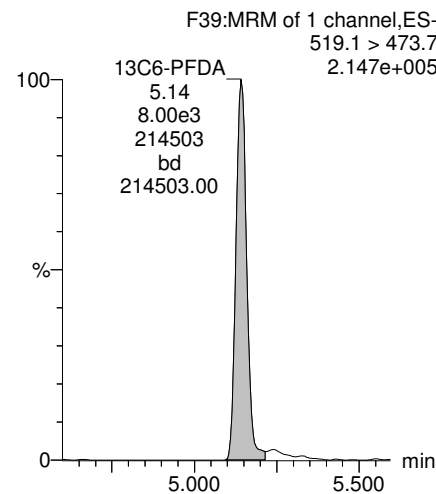
### 13C9-PFNA



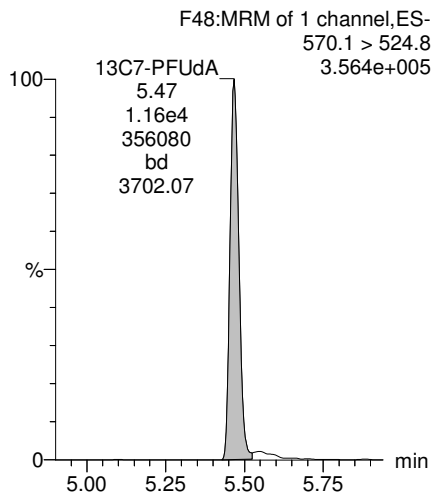
### 13C4-PFOS



### 13C6-PFDA



### 13C7-PFUDa



Dataset: Z:\Projects\PFAS.PRO\Results\180301M1\180301M1-30.qld

Last Altered: Tuesday, March 06, 2018 10:57:51 Pacific Standard Time

Printed: Tuesday, March 06, 2018 10:58:18 Pacific Standard Time

Method: Z:\Projects\PFAS.PRO\MethDB\PFAS\_FULL\_80C\_022718.mdb 28 Feb 2018 13:19:45

Calibration: Z:\Projects\PFAS.PRO\CurveDB\C18\_VAL-PFAS\_Q4\_03-01-18-FULL.cdb 05 Mar 2018 08:17:35

Name: 180301M1\_30, Date: 02-Mar-2018, Time: 06:13:01, ID: 1800329-04 OF-RW59-EFF01-0218 0.1216, Description: OF-RW59-EFF01-0218

	# Name	Trace	Area	IS Area	Wt./Vol.	RRF	Pred.RT	RT	y Axis Resp.	Conc.	%Rec
1	3 PFBS	299.0 > 79.7	1.46e1	1.14e3	0.122		2.60	2.69	0.160	1.2307	
2	5 PFHxA	313.2 > 268.9	3.18e2	2.49e3	0.122		3.19	3.18	0.639	3.0925	
3	7 PFHpA	363.0 > 318.9	5.41e1	5.70e3	0.122		3.81	3.80	0.119	0.8923	
4	8 L-PFHxS	398.9 > 79.6	3.63e2	7.06e2	0.122		4.17	3.95	6.42	29.4762	
5	11 L-PFOA	413 > 368.7	6.61e2	9.11e3	0.122		4.40	4.32	0.907	7.0130	
6	14 PFNA	463.0 > 418.8		6.25e3	0.122		4.76				
7	16 L-PFOS	499 > 79.9	1.34e3	2.10e3	0.122		4.90	4.84	7.98	59.2108	
8	18 PFDA	513 > 468.8		6.68e3	0.122		5.14				
9	21 N-MeFOSAA	570.1 > 419		2.92e3	0.122		5.29				
10	22 N-EtFOSAA	584.2 > 419		3.49e3	0.122		5.45				
11	23 PFUdA	563.0 > 518.9	4.79e1	9.67e3	0.122		5.46	5.46	0.0619	0.5745	

Dataset: Z:\Projects\PFAS.PRO\Results\180301M1\180301M1-30.qld

Last Altered: Tuesday, March 06, 2018 10:57:51 Pacific Standard Time

Printed: Tuesday, March 06, 2018 10:58:28 Pacific Standard Time

Method: Z:\Projects\PFAS.PRO\MethDB\PFAS\_FULL\_80C\_022718.mdb 28 Feb 2018 13:19:45

Calibration: Z:\Projects\PFAS.PRO\CurveDB\C18\_VAL-PFAS\_Q4\_03-01-18-FULL.cdb 05 Mar 2018 08:17:35

Name: 180301M1\_30, Date: 02-Mar-2018, Time: 06:13:01, ID: 1800329-04 OF-RW59-EFF01-0218 0.1216, Description: OF-RW59-EFF01-0218

#	Name	Trace	Area	IS Area	Wt./Vol.	RRF	Pred.RT	RT	y Axis Resp.	Conc.	%Rec
1	25 PFDa	612.9 > 569.0		7.56e3	0.122		5.74				
2	27 PFTDA	662.9 > 618.9		7.56e3	0.122		5.98				
3	28 PFTeDA	712.9 > 668.8		3.77e3	0.122		6.20				
4	36 13C3-PFBS	302. > 98.8	1.14e3	9.39e3	0.122	0.125	2.69	2.69	1.52	100.1912	97.5
5	37 13C2-PFHxA	315 > 269.8	2.49e3	9.39e3	0.122	0.722	3.19	3.18	3.31	37.6525	91.6
6	38 13C4-PFHpA	367.2 > 321.8	5.70e3	9.39e3	0.122	0.687	3.81	3.80	7.58	90.7929	88.3
7	39 18O2-PFHxS	403.0 > 102.6	7.06e2	2.43e3	0.122	0.367	3.96	3.95	3.63	81.2888	79.1
8	40 13C2-PFOA	414.9 > 369.7	9.11e3	7.81e3	0.122	1.260	4.33	4.32	14.6	95.2595	92.7
9	41 13C5-PFNA	468.2 > 422.9	6.25e3	9.95e3	0.122	0.959	4.76	4.76	7.85	67.2908	65.5
10	42 13C8-PFOA	506.1 > 77.7	1.60e3	1.18e4	0.122	0.229	4.83	4.83	1.69	60.7587	59.1
11	43 13C8-PFOS	507.0 > 79.9	2.10e3	2.18e3	0.122	1.053	4.84	4.84	12.0	94.0786	91.5
12	44 13C2-PFDA	515.1 > 469.9	6.68e3	9.42e3	0.122	0.977	5.14	5.14	8.86	74.5681	72.5
13	45 d3-N-MeFOSAA	573.3 > 419	2.92e3	1.18e4	0.122	0.384	5.29	5.29	3.09	66.1469	64.3
14	46 d5-N-EtFOSAA	589.3 > 419	3.49e3	1.18e4	0.122	0.403	5.45	5.45	3.70	75.5731	73.5
15	47 13C2-PFUDa	565 > 519.8	9.67e3	1.18e4	0.122	1.019	5.46	5.47	10.2	82.6645	80.4
16	48 13C2-PFDa	615.0 > 569.7	7.56e3	1.18e4	0.122	0.908	5.74	5.75	8.01	72.5921	70.6
17	49 d3-N-MeFOSA	515.2 > 168.9		1.18e4	0.122	0.117	5.84				
18	50 13C2-PFTeDA	714.8 > 669.6	3.77e3	1.18e4	0.122	0.414	6.20	6.23	4.00	79.4438	77.3
19	51 d5-N-ETFOSA	531.1 > 168.9		1.18e4	0.122	0.181	6.22				
20	52 13C2-PFHxDA	815 > 769.7	3.25e3	1.18e4	0.122	0.782	6.51	6.56	3.44	36.1855	88.0
21	53 d7-N-MeFOSE	623.1 > 58.9		1.18e4	0.122	0.172	6.31				
22	54 d9-N-EtFOSE	639.2 > 58.8		1.18e4	0.122	0.146	6.45				
23	55 13C4-PFBA	217. > 171.8	8.06e3	8.06e3	0.122	1.000	1.46	1.44	12.5	102.7961	100.0
24	56 13C5-PFHxA	318 > 272.9	9.39e3	9.39e3	0.122	1.000	3.19	3.18	12.5	102.7961	100.0
25	57 13C3-PFHxS	401.9 > 79.9	2.43e3	2.43e3	0.122	1.000	3.96	3.95	12.5	102.7961	100.0
26	58 13C8-PFOA	421.3 > 376	7.81e3	7.81e3	0.122	1.000	4.33	4.33	12.5	102.7961	100.0
27	59 13C9-PFNA	472.2 > 426.9	9.95e3	9.95e3	0.122	1.000	4.70	4.76	12.5	102.7961	100.0
28	60 13C4-PFOS	503 > 79.9	2.18e3	2.18e3	0.122	1.000	4.84	4.84	12.5	102.7961	100.0
29	61 13C6-PFDA	519.1 > 473.7	9.42e3	9.42e3	0.122	1.000	5.14	5.14	12.5	102.7961	100.0
30	62 13C7-PFUDa	570.1 > 524.8	1.18e4	1.18e4	0.122	1.000	5.46	5.47	12.5	102.7961	100.0
31	63 Total PFHxS	398.9 > 79.6	3.63e2	7.06e2	0.122		3.85		6.42	29.4762	
32	64 Total PFOA	413 > 368.7	6.61e2	9.11e3	0.122		4.21		0.907	7.0130	

Dataset: Z:\Projects\PFAS.PRO\Results\180301M1\180301M1-30.qld

Last Altered: Tuesday, March 06, 2018 10:57:51 Pacific Standard Time

Printed: Tuesday, March 06, 2018 10:58:28 Pacific Standard Time

Name: 180301M1\_30, Date: 02-Mar-2018, Time: 06:13:01, ID: 1800329-04 OF-RW59-EFF01-0218 0.1216, Description: OF-RW59-EFF01-0218

	# Name	Trace	Area	IS Area	Wt./Vol.	RRF	Pred.RT	RT	y Axis Resp.	Conc.	%Rec
33	65 Total PFOS	499 > 79.9	1.34e3	2.10e3	0.122		4.73		7.98	59.2108	
34	66 Total N-MeFOSAA	570.1 > 419	0.00e0	2.92e3	0.122		5.29		0.000		
35	67 Total N-EtFOSAA	584.2 > 419	0.00e0	3.49e3	0.122		5.45		0.000		

Dataset: Z:\Projects\PFAS.PRO\Results\180301M1\180301M1-30.qld

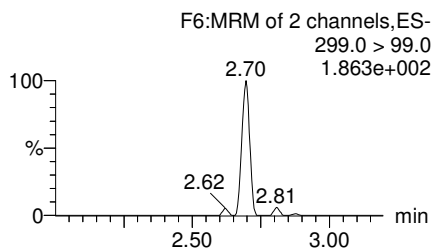
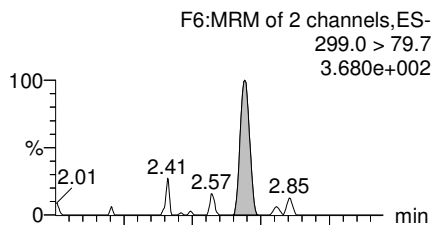
Last Altered: Tuesday, March 06, 2018 10:57:51 Pacific Standard Time  
Printed: Tuesday, March 06, 2018 10:58:28 Pacific Standard Time

Method: Z:\Projects\PFAS.PRO\MethDB\PFAS\_FULL\_80C\_022718.mdb 28 Feb 2018 13:19:45

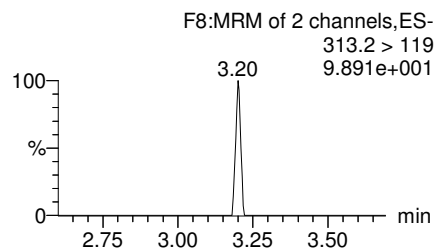
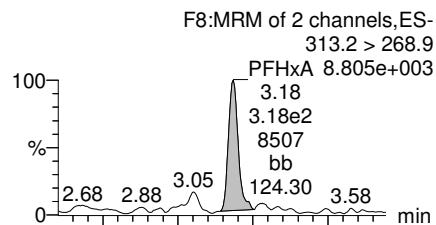
Calibration: Z:\Projects\PFAS.PRO\CurveDB\C18\_VAL-PFAS\_Q4\_03-01-18-FULL.cdb 05 Mar 2018 08:17:35

Name: 180301M1\_30, Date: 02-Mar-2018, Time: 06:13:01, ID: 1800329-04 OF-RW59-EFF01-0218 0.1216, Description: OF-RW59-EFF01-0218

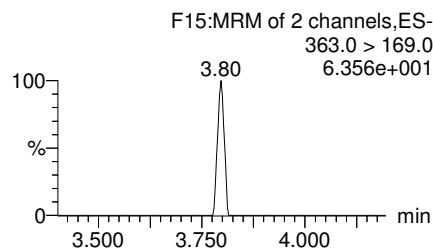
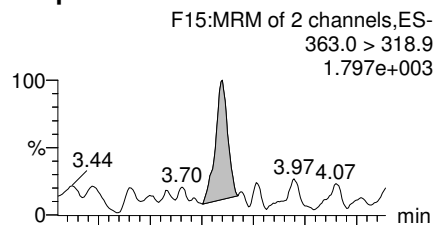
**PFBS**



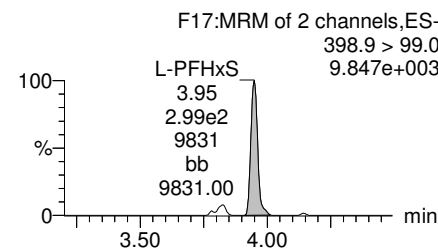
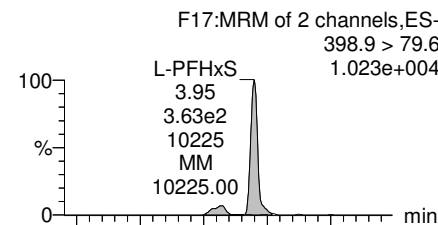
**PFHxA**



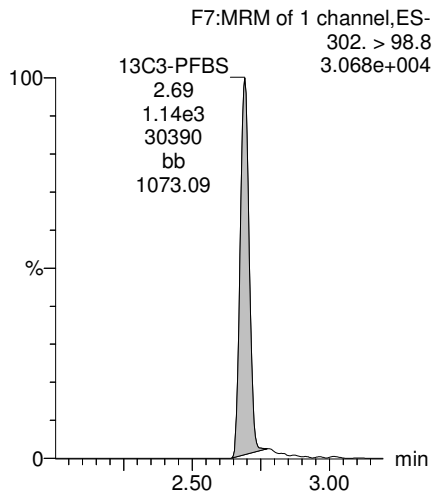
**PFHpA**



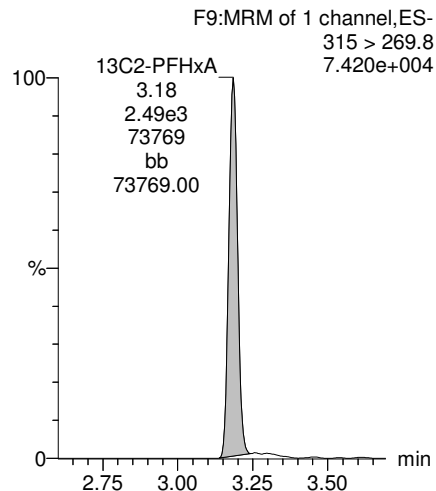
**Total PFHxS**



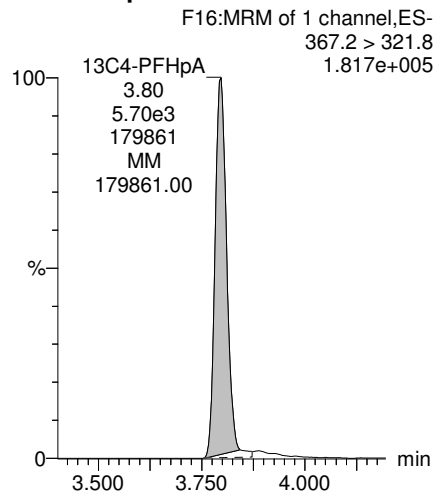
**13C3-PFBS**



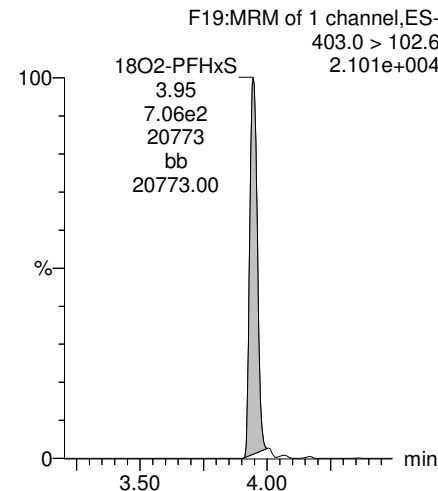
**13C2-PFHxA**



**13C4-PFHpA**



**18O2-PFHxS**

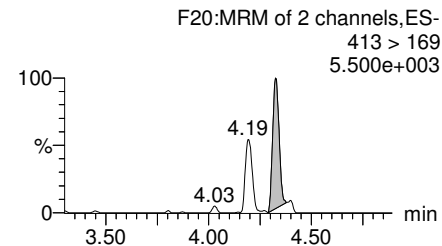
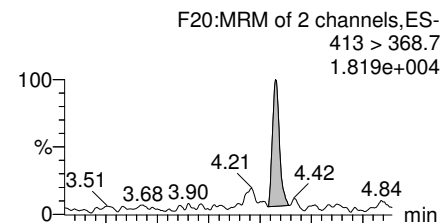


Dataset: Z:\Projects\PFAS.PRO\Results\180301M1\180301M1-30.qld

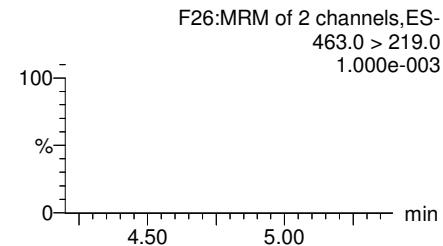
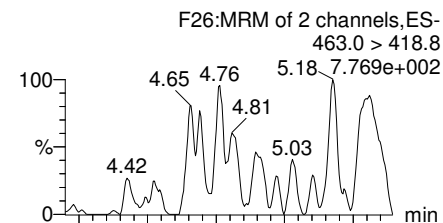
Last Altered: Tuesday, March 06, 2018 10:57:51 Pacific Standard Time  
Printed: Tuesday, March 06, 2018 10:58:28 Pacific Standard Time

Name: 180301M1\_30, Date: 02-Mar-2018, Time: 06:13:01, ID: 1800329-04 OF-RW59-EFF01-0218 0.1216, Description: OF-RW59-EFF01-0218

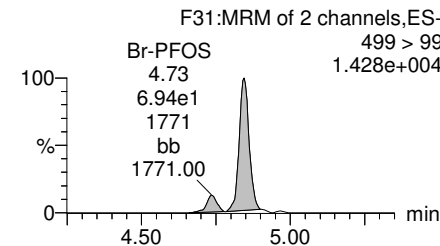
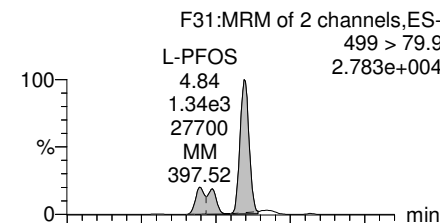
**Total PFOA**



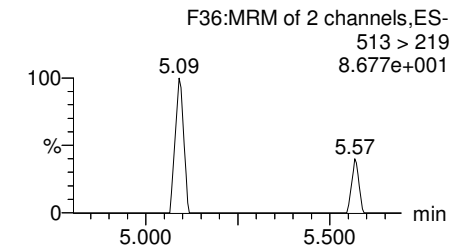
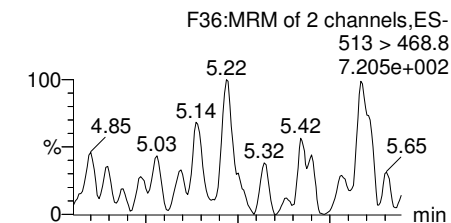
**PFNA**



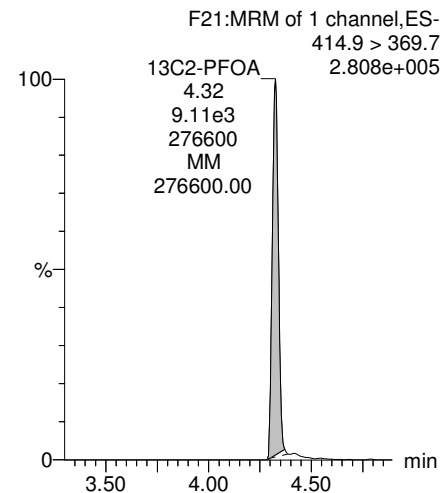
**Total PFOS**



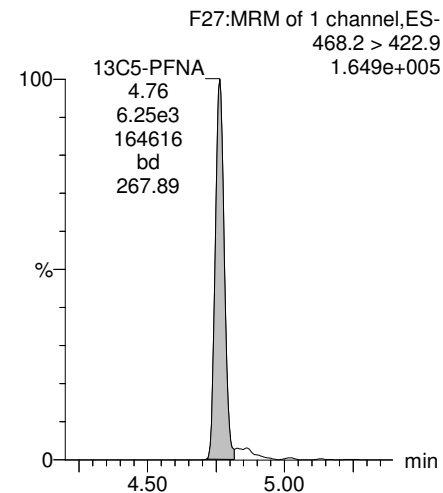
**PFDA**



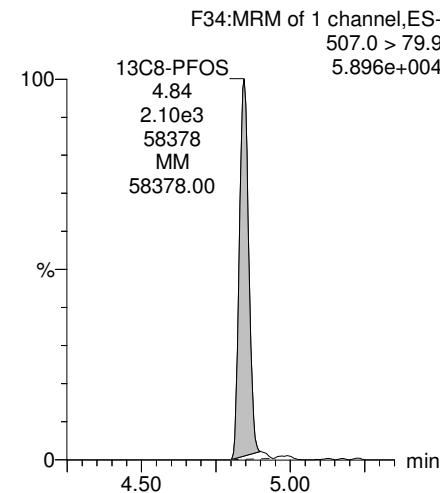
**13C2-PFOA**



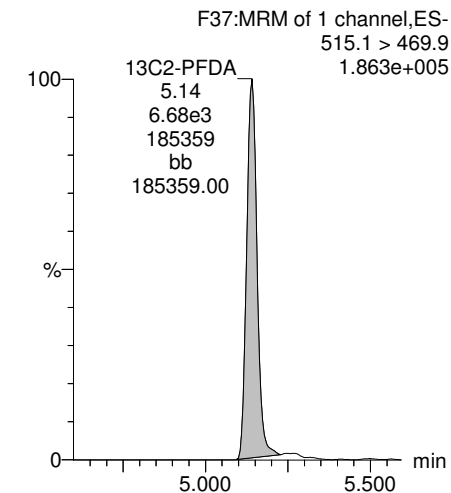
**13C5-PFNA**



**13C8-PFOS**



**13C2-PFDA**





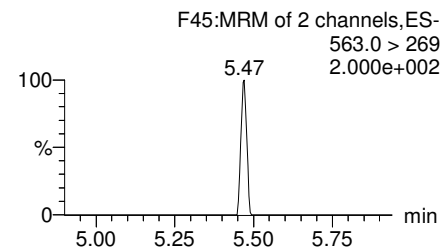
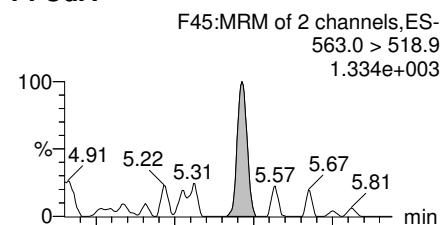
Dataset: Z:\Projects\PFAS.PRO\Results\180301M1\180301M1-30.qld

Last Altered: Tuesday, March 06, 2018 10:57:51 Pacific Standard Time


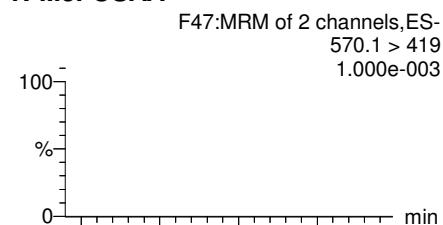
Printed: Tuesday, March 06, 2018 10:58:28 Pacific Standard Time

Name: 180301M1\_30, Date: 02-Mar-2018, Time: 06:13:01, ID: 1800329-04 OF-RW59-EFF01-0218 0.1216, Description: OF-RW59-EFF01-0218

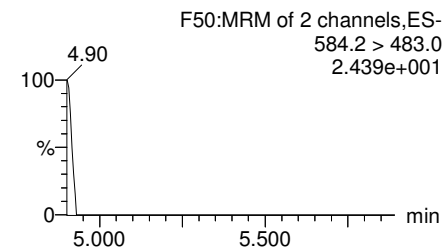
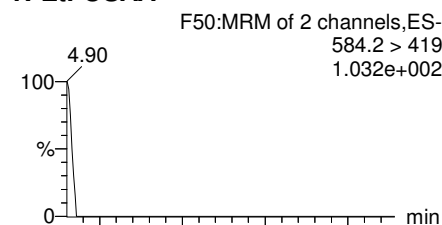
**PFUdA**



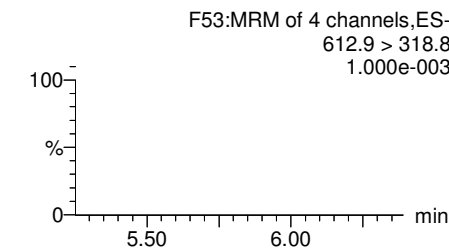
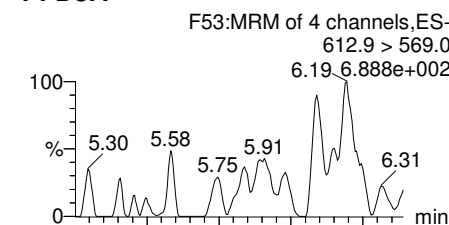
**N-MeFOSAA**



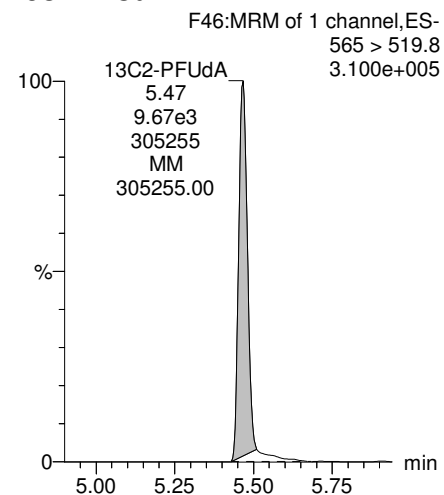
**N-EtFOSAA**



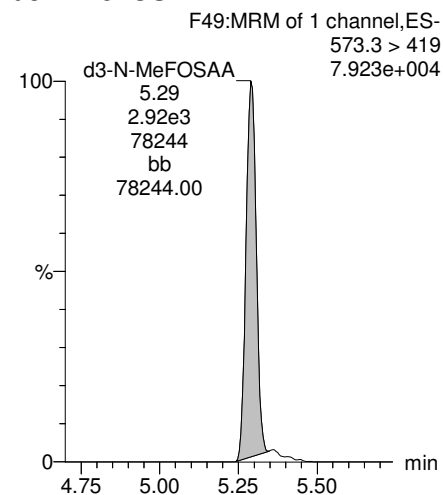
**PFDaA**



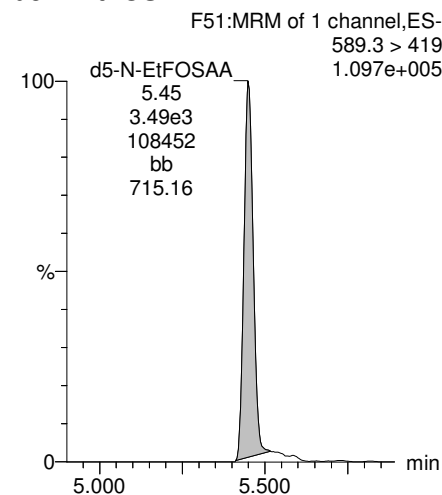
**13C2-PFUdA**



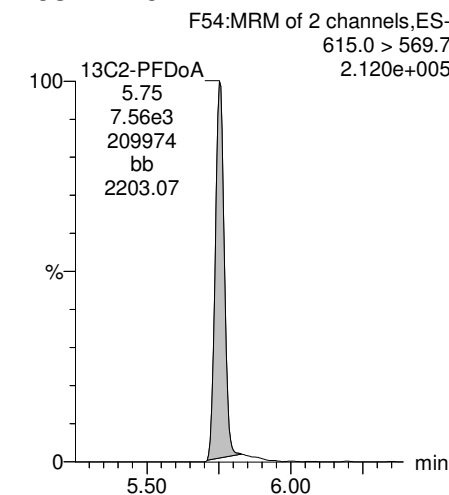
**d3-N-MeFOSAA**



**d5-N-EtFOSAA**



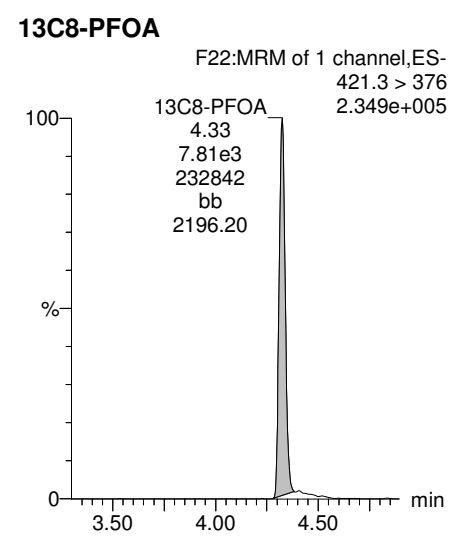
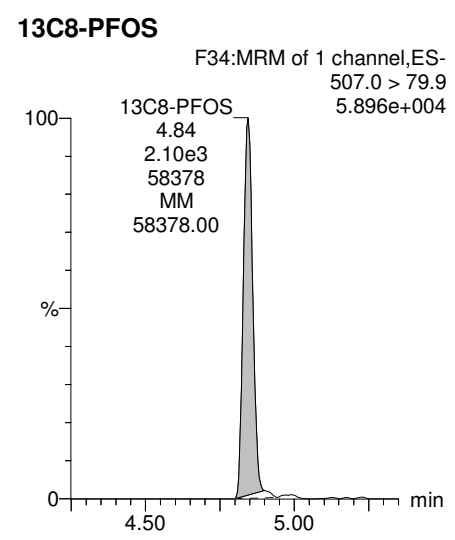
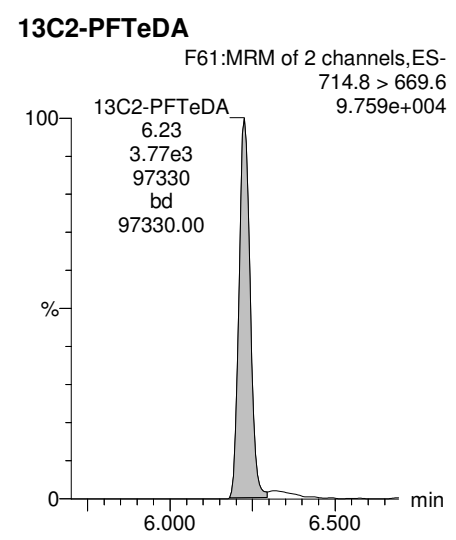
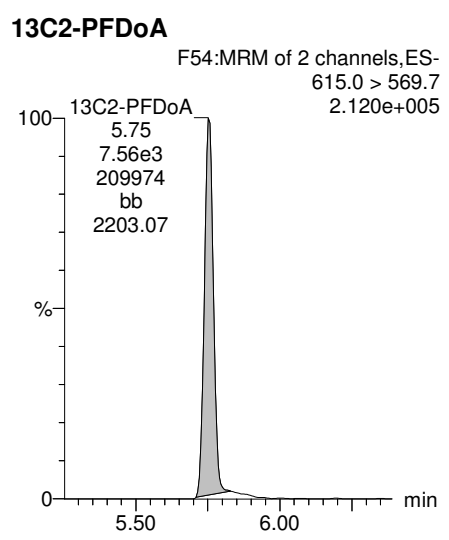
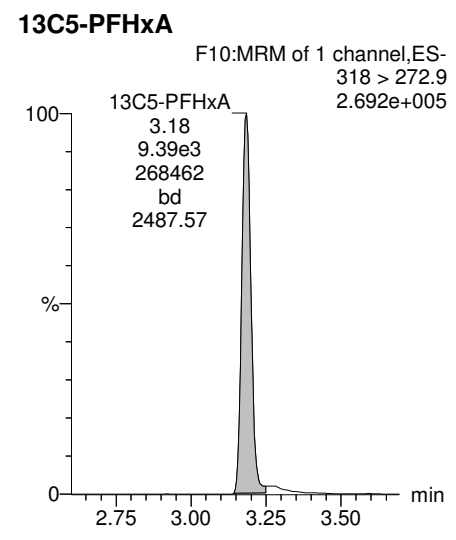
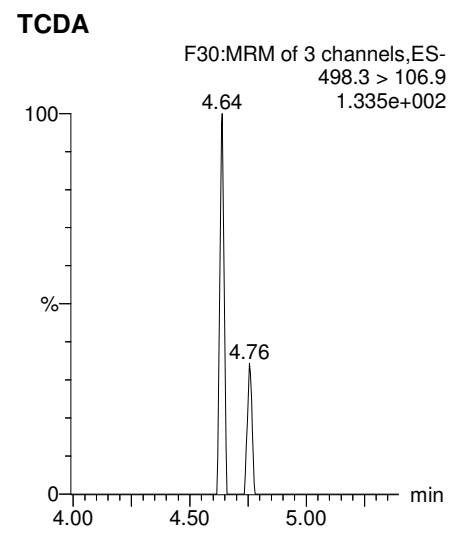
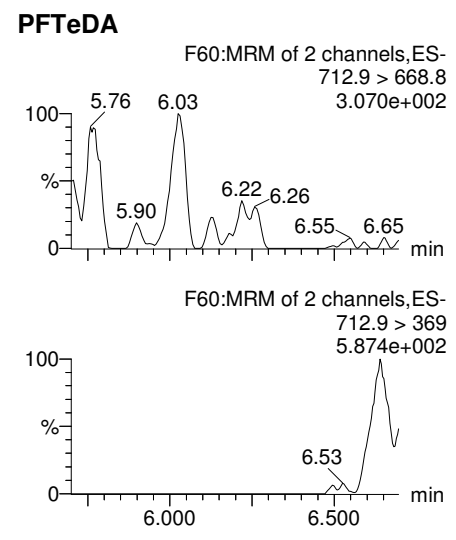
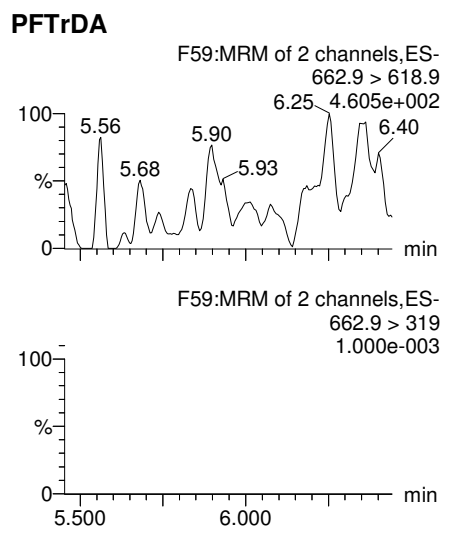
**13C2-PFDaA**



Dataset: Z:\Projects\PFAS.PRO\Results\180301M1\180301M1-30.qld

Last Altered: Tuesday, March 06, 2018 10:57:51 Pacific Standard Time  
Printed: Tuesday, March 06, 2018 10:58:28 Pacific Standard Time

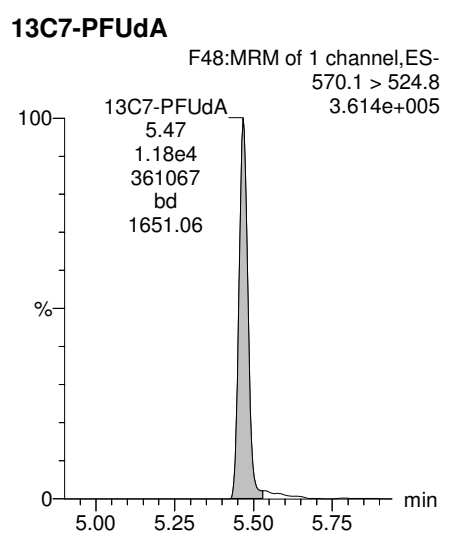
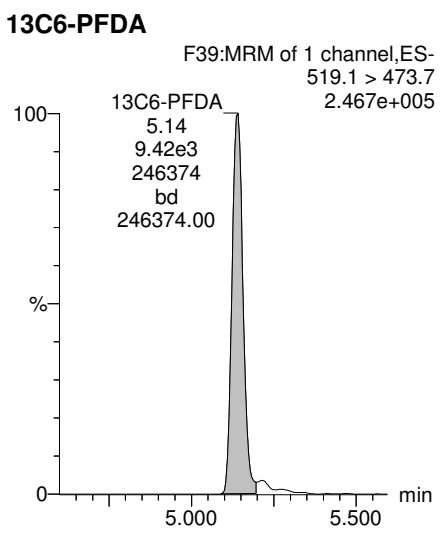
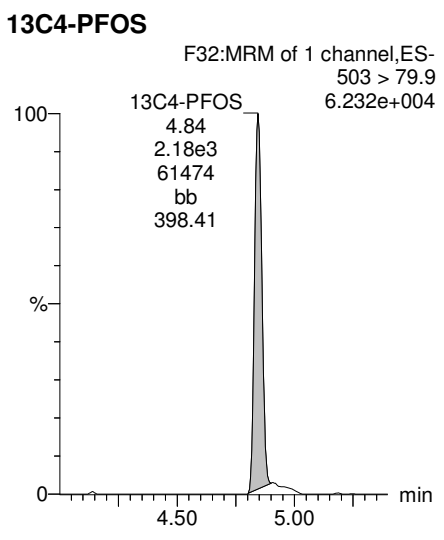
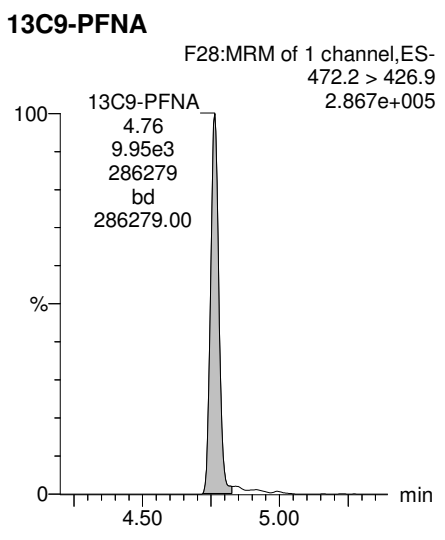
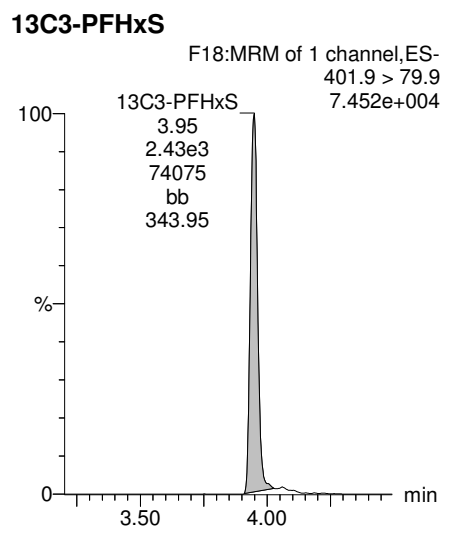
Name: 180301M1\_30, Date: 02-Mar-2018, Time: 06:13:01, ID: 1800329-04 OF-RW59-EFF01-0218 0.1216, Description: OF-RW59-EFF01-0218



Dataset: Z:\Projects\PFAS.PRO\Results\180301M1\180301M1-30.qld

Last Altered: Tuesday, March 06, 2018 10:57:51 Pacific Standard Time  
Printed: Tuesday, March 06, 2018 10:58:28 Pacific Standard Time

Name: 180301M1\_30, Date: 02-Mar-2018, Time: 06:13:01, ID: 1800329-04 OF-RW59-EFF01-0218 0.1216, Description: OF-RW59-EFF01-0218



Dataset: Z:\Projects\PFAS.PRO\Results\180301M1\180301M1-31.qld

Last Altered: Tuesday, March 06, 2018 11:00:15 Pacific Standard Time

Printed: Tuesday, March 06, 2018 11:01:11 Pacific Standard Time

Method: Z:\Projects\PFAS.PRO\MethDB\PFAS\_FULL\_80C\_022718.mdb 28 Feb 2018 13:19:45

Calibration: Z:\Projects\PFAS.PRO\CurveDB\C18\_VAL-PFAS\_Q4\_03-01-18-FULL.cdb 05 Mar 2018 08:17:35

Name: 180301M1\_31, Date: 02-Mar-2018, Time: 06:24:29, ID: 1800329-05 OF-RW59-FB01-0218 0.11314, Description: OF-RW59-FB01-0218

	# Name	Trace	Area	IS Area	Wt./Vol.	RRF	Pred.RT	RT	y Axis Resp.	Conc.	%Rec
1	3 PFBS	299.0 > 79.7		1.02e3	0.113		2.60				
2	5 PFHxA	313.2 > 268.9		2.38e3	0.113		3.19				
3	7 PFHpA	363.0 > 318.9		6.21e3	0.113		3.81				
4	8 L-PFHxS	398.9 > 79.6		9.04e2	0.113		4.17				
5	11 L-PFOA	413 > 368.7		8.39e3	0.113		4.40				
6	14 PFNA	463.0 > 418.8		6.97e3	0.113		4.76				
7	16 L-PFOS	499 > 79.9		2.35e3	0.113		4.90				
8	18 PFDA	513 > 468.8		7.27e3	0.113		5.14				
9	21 N-MeFOSAA	570.1 > 419		2.44e3	0.113		5.29				
10	22 N-EtFOSAA	584.2 > 419		3.08e3	0.113		5.45				
11	23 PFUdA	563.0 > 518.9		7.78e3	0.113		5.46				

Dataset: Z:\Projects\PFAS.PRO\Results\180301M1\180301M1-31.qld

Last Altered: Tuesday, March 06, 2018 11:00:15 Pacific Standard Time

Printed: Tuesday, March 06, 2018 11:01:00 Pacific Standard Time

Method: Z:\Projects\PFAS.PRO\MethDB\PFAS\_FULL\_80C\_022718.mdb 28 Feb 2018 13:19:45

Calibration: Z:\Projects\PFAS.PRO\CurveDB\C18\_VAL-PFAS\_Q4\_03-01-18-FULL.cdb 05 Mar 2018 08:17:35

Name: 180301M1\_31, Date: 02-Mar-2018, Time: 06:24:29, ID: 1800329-05 OF-RW59-FB01-0218 0.11314, Description: OF-RW59-FB01-0218

#	Name	Trace	Area	IS Area	Wt./Vol.	RRF	Pred.RT	RT	y Axis Resp.	Conc.	%Rec
1	25 PFDa	612.9 > 569.0		6.84e3	0.113		5.74				
2	27 PFTDA	662.9 > 618.9		6.84e3	0.113		5.98				
3	28 PFTeDA	712.9 > 668.8		3.98e3	0.113		6.20				
4	36 13C3-PFBS	302. > 98.8	1.02e3	8.00e3	0.113	0.125	2.69	2.69	1.60	113.1823	102.4
5	37 13C2-PFHxA	315 > 269.8	2.38e3	8.00e3	0.113	0.722	3.19	3.19	3.71	45.4210	102.8
6	38 13C4-PFHpA	367.2 > 321.8	6.21e3	8.00e3	0.113	0.687	3.81	3.80	9.70	124.8180	113.0
7	39 18O2-PFHxS	403.0 > 102.6	9.04e2	2.30e3	0.113	0.367	3.96	3.95	4.91	118.1905	107.0
8	40 13C2-PFOA	414.9 > 369.7	8.39e3	7.35e3	0.113	1.260	4.33	4.33	14.3	100.0595	90.6
9	41 13C5-PFNA	468.2 > 422.9	6.97e3	8.06e3	0.113	0.959	4.76	4.76	10.8	99.6536	90.2
10	42 13C8-PFOA	506.1 > 77.7	1.28e3	9.94e3	0.113	0.229	4.83	4.84	1.61	62.1240	56.2
11	43 13C8-PFOS	507.0 > 79.9	2.35e3	2.52e3	0.113	1.053	4.84	4.84	11.6	97.5409	88.3
12	44 13C2-PFDA	515.1 > 469.9	7.27e3	8.25e3	0.113	0.977	5.14	5.14	11.0	99.6507	90.2
13	45 d3-N-MeFOSAA	573.3 > 419	2.44e3	9.94e3	0.113	0.384	5.29	5.29	3.07	70.4944	63.8
14	46 d5-N-EtFOSAA	589.3 > 419	3.08e3	9.94e3	0.113	0.403	5.45	5.45	3.88	85.1299	77.1
15	47 13C2-PFUdA	565 > 519.8	7.78e3	9.94e3	0.113	1.019	5.46	5.47	9.77	84.7503	76.7
16	48 13C2-PFDoA	615.0 > 569.7	6.84e3	9.94e3	0.113	0.908	5.74	5.75	8.60	83.7080	75.8
17	49 d3-N-MeFOSA	515.2 > 168.9		9.94e3	0.113	0.117	5.84				
18	50 13C2-PFTeDA	714.8 > 669.6	3.98e3	9.94e3	0.113	0.414	6.20	6.23	5.00	106.8163	96.7
19	51 d5-N-ETFOSA	531.1 > 168.9		9.94e3	0.113	0.181	6.22				
20	52 13C2-PFHxDA	815 > 769.7	2.84e3	9.94e3	0.113	0.782	6.51	6.56	3.57	40.2959	91.2
21	53 d7-N-MeFOSE	623.1 > 58.9		9.94e3	0.113	0.172	6.31				
22	54 d9-N-EtFOSE	639.2 > 58.8		9.94e3	0.113	0.146	6.45				
23	55 13C4-PFBA	217. > 171.8	6.75e3	6.75e3	0.113	1.000	1.46	1.44	12.5	110.4826	100.0
24	56 13C5-PFHxA	318 > 272.9	8.00e3	8.00e3	0.113	1.000	3.19	3.18	12.5	110.4826	100.0
25	57 13C3-PFHxS	401.9 > 79.9	2.30e3	2.30e3	0.113	1.000	3.96	3.95	12.5	110.4826	100.0
26	58 13C8-PFOA	421.3 > 376	7.35e3	7.35e3	0.113	1.000	4.33	4.33	12.5	110.4826	100.0
27	59 13C9-PFNA	472.2 > 426.9	8.06e3	8.06e3	0.113	1.000	4.70	4.76	12.5	110.4826	100.0
28	60 13C4-PFOS	503 > 79.9	2.52e3	2.52e3	0.113	1.000	4.84	4.84	12.5	110.4826	100.0
29	61 13C6-PFDA	519.1 > 473.7	8.25e3	8.25e3	0.113	1.000	5.14	5.14	12.5	110.4826	100.0
30	62 13C7-PFUdA	570.1 > 524.8	9.94e3	9.94e3	0.113	1.000	5.46	5.47	12.5	110.4826	100.0
31	63 Total PFHxS	398.9 > 79.6	0.00e0	9.04e2	0.113		3.85		0.000		
32	64 Total PFOA	413 > 368.7	0.00e0	8.39e3	0.113		4.21		0.000		

Dataset: Z:\Projects\PFAS.PRO\Results\180301M1\180301M1-31.qld

Last Altered: Tuesday, March 06, 2018 11:00:15 Pacific Standard Time

Printed: Tuesday, March 06, 2018 11:01:00 Pacific Standard Time

Name: 180301M1\_31, Date: 02-Mar-2018, Time: 06:24:29, ID: 1800329-05 OF-RW59-FB01-0218 0.11314, Description: OF-RW59-FB01-0218

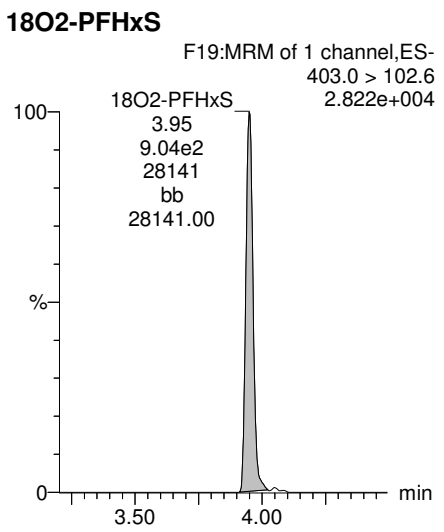
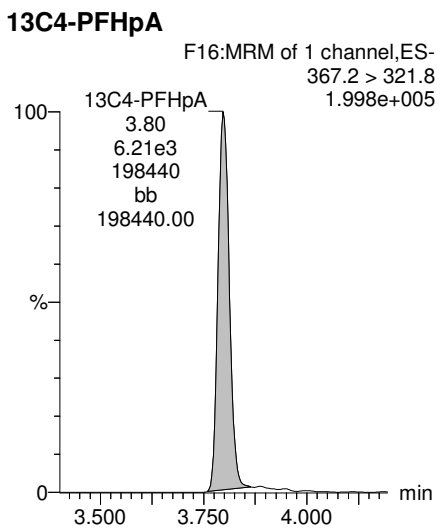
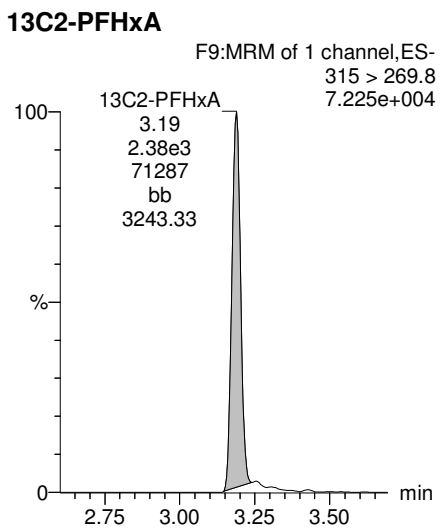
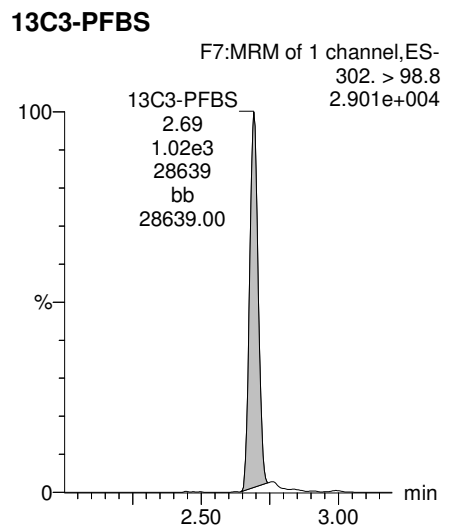
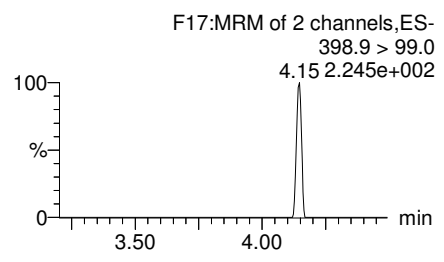
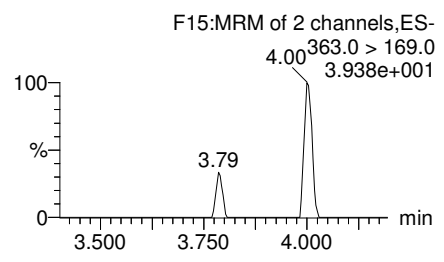

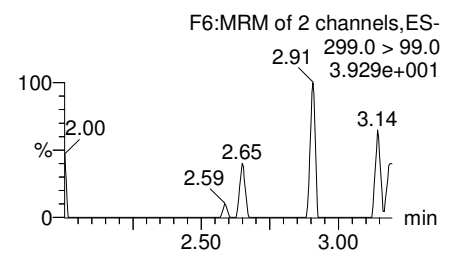
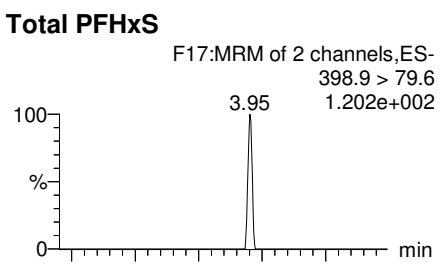
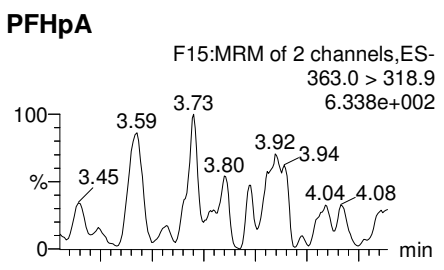
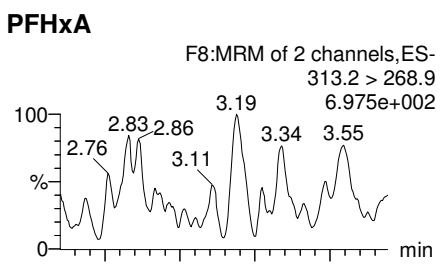
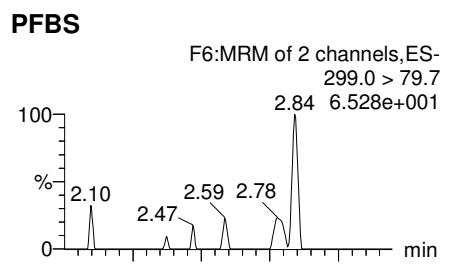
	# Name	Trace	Area	IS Area	Wt./Vol.	RRF	Pred.RT	RT	y Axis Resp.	Conc.	%Rec
33	65 Total PFOS	499 > 79.9	0.00e0	2.35e3	0.113		4.73		0.000		
34	66 Total N-MeFOSAA	570.1 > 419	0.00e0	2.44e3	0.113		5.29		0.000		
35	67 Total N-EtFOSAA	584.2 > 419	0.00e0	3.08e3	0.113		5.45		0.000		

Dataset: Z:\Projects\PFAS.PRO\Results\180301M1\180301M1-31.qld

Last Altered: Tuesday, March 06, 2018 11:00:15 Pacific Standard Time  
Printed: Tuesday, March 06, 2018 11:01:00 Pacific Standard Time

Method: Z:\Projects\PFAS.PRO\MethDB\PFAS\_FULL\_80C\_022718.mdb 28 Feb 2018 13:19:45  
Calibration: Z:\Projects\PFAS.PRO\CurveDB\C18\_VAL-PFAS\_Q4\_03-01-18-FULL.cdb 05 Mar 2018 08:17:35

Name: 180301M1\_31, Date: 02-Mar-2018, Time: 06:24:29, ID: 1800329-05 OF-RW59-FB01-0218 0.11314, Description: OF-RW59-FB01-0218

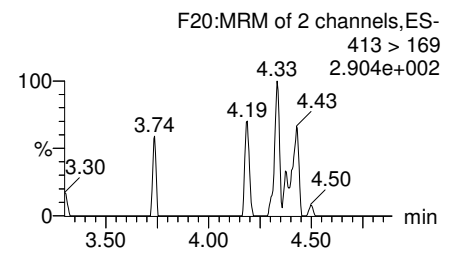
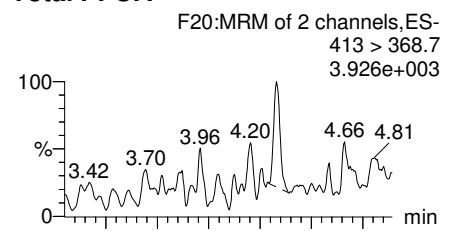


Dataset: Z:\Projects\PFAS.PRO\Results\180301M1\180301M1-31.qld

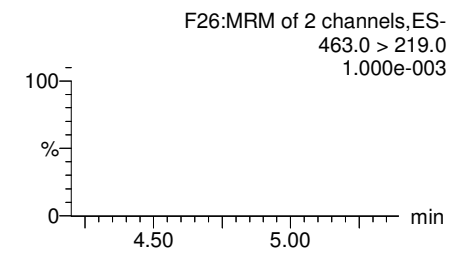
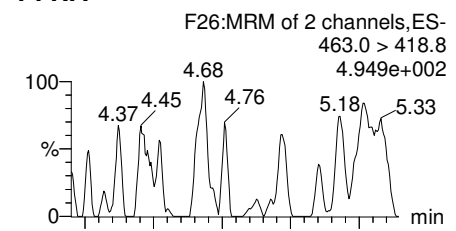
Last Altered: Tuesday, March 06, 2018 11:00:15 Pacific Standard Time  
Printed: Tuesday, March 06, 2018 11:01:00 Pacific Standard Time

Name: 180301M1\_31, Date: 02-Mar-2018, Time: 06:24:29, ID: 1800329-05 OF-RW59-FB01-0218 0.11314, Description: OF-RW59-FB01-0218

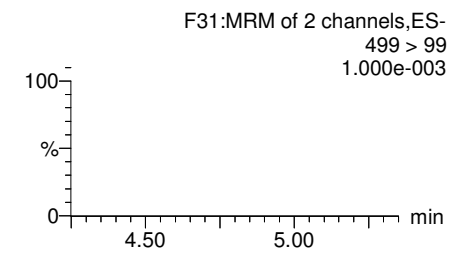
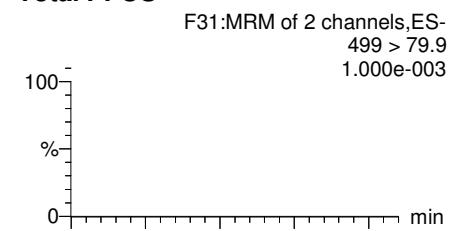
**Total PFOA**



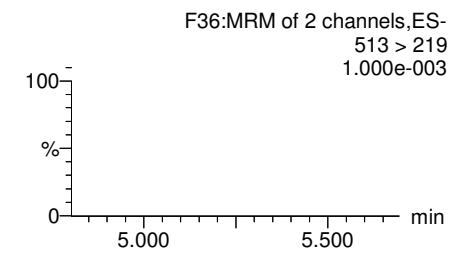
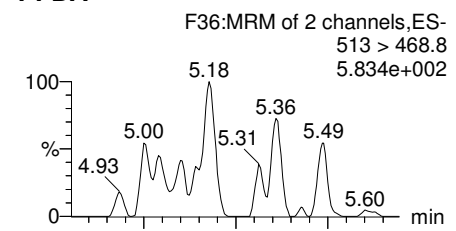
**PFNA**



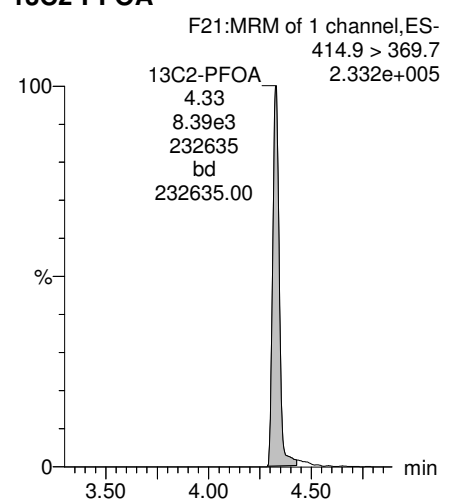
**Total PFOS**



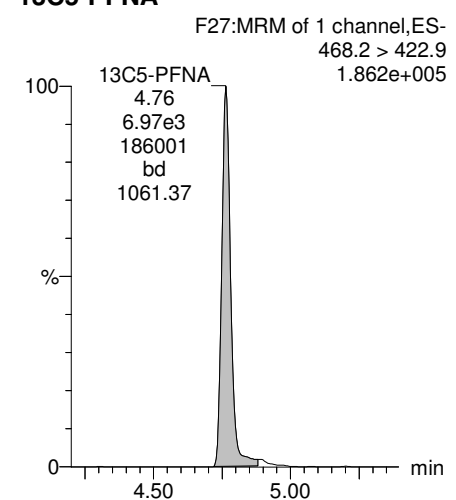
**PFDA**



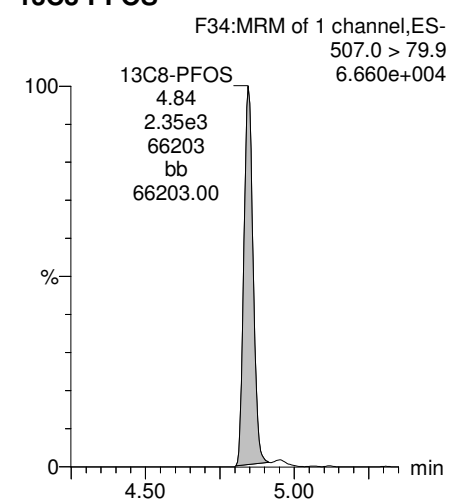
**13C2-PFOA**



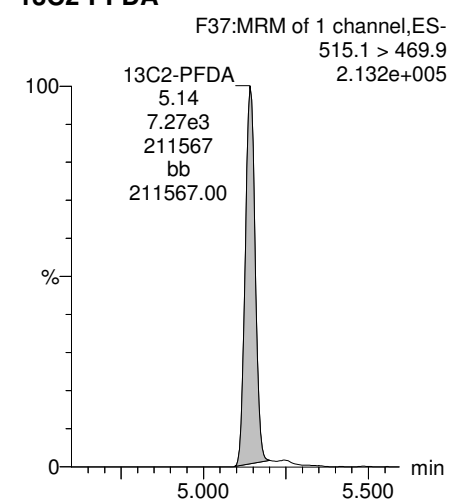
**13C5-PFNA**



**13C8-PFOS**



**13C2-PFDA**





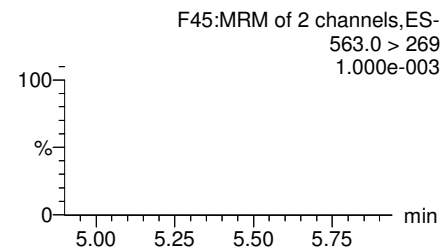
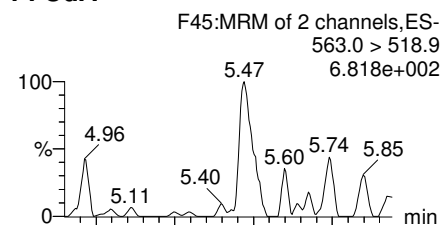
Dataset: Z:\Projects\PFAS.PRO\Results\180301M1\180301M1-31.qld

Last Altered: Tuesday, March 06, 2018 11:00:15 Pacific Standard Time

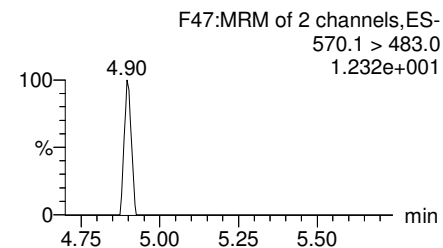
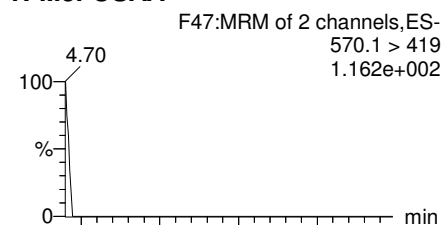
Printed: Tuesday, March 06, 2018 11:01:00 Pacific Standard Time

Name: 180301M1\_31, Date: 02-Mar-2018, Time: 06:24:29, ID: 1800329-05 OF-RW59-FB01-0218 0.11314, Description: OF-RW59-FB01-0218

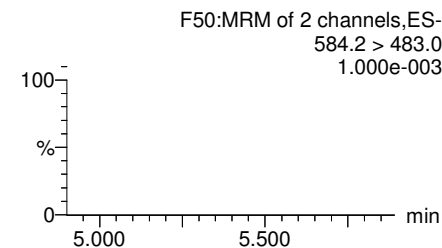
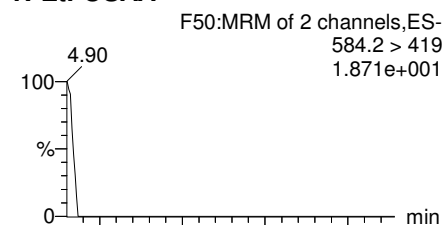
**PFUdA**



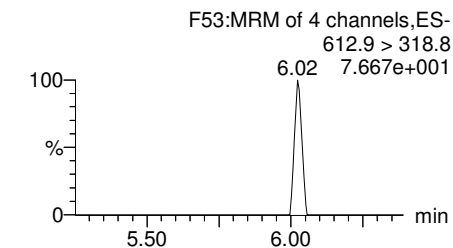
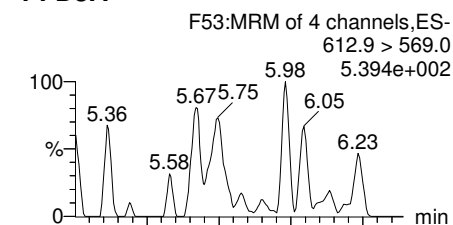
**N-MeFOSAA**



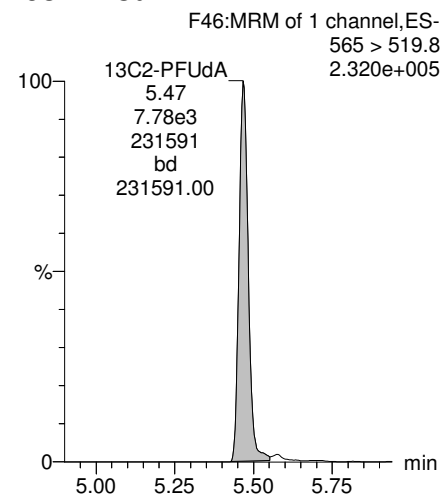
**N-EtFOSAA**



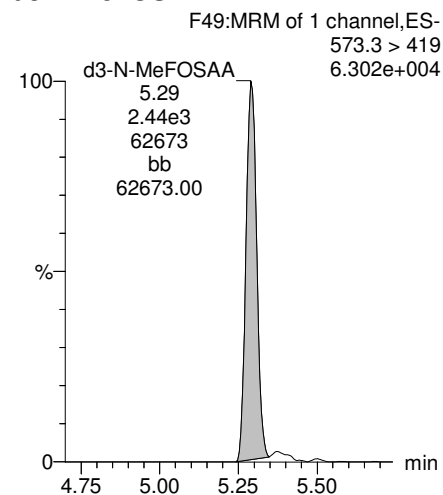
**PFDaA**



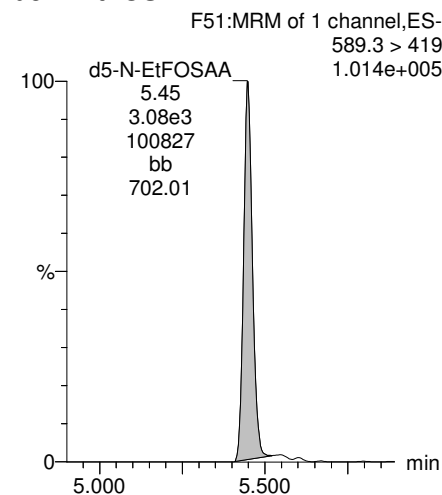
**13C2-PFUdA**



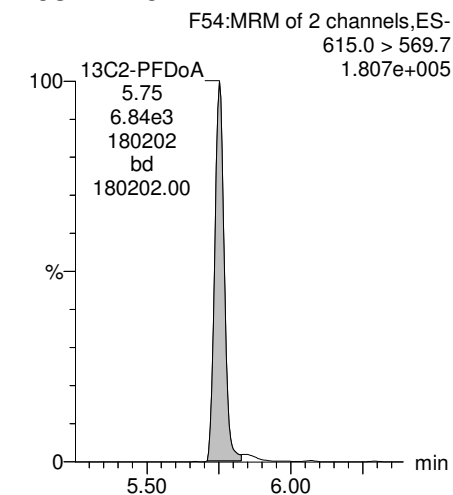
**d3-N-MeFOSAA**



**d5-N-EtFOSAA**



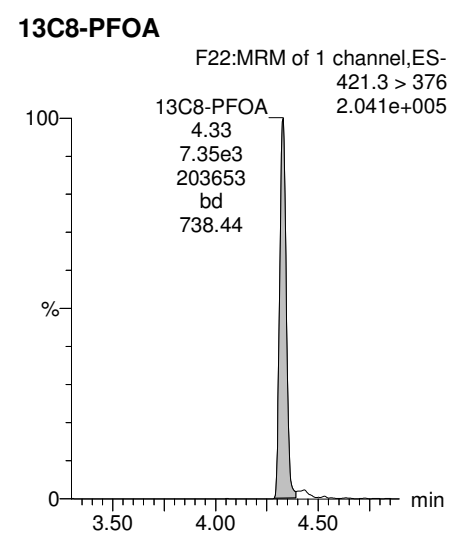
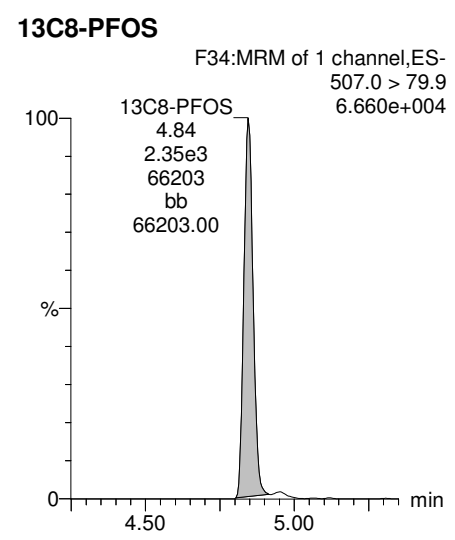
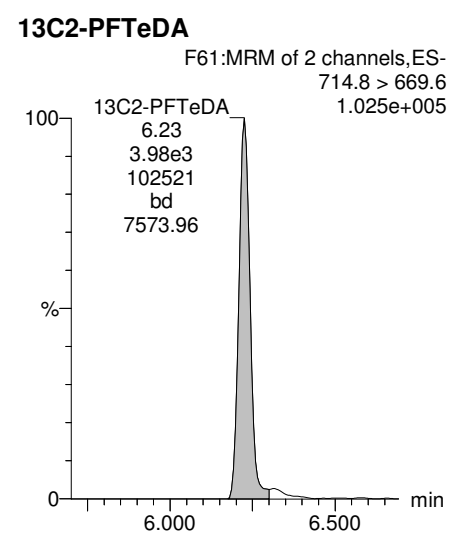
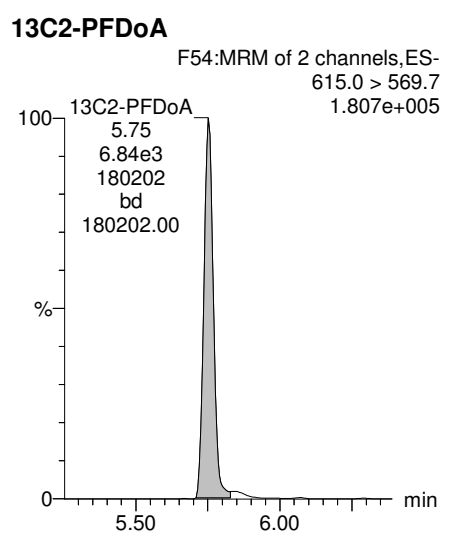
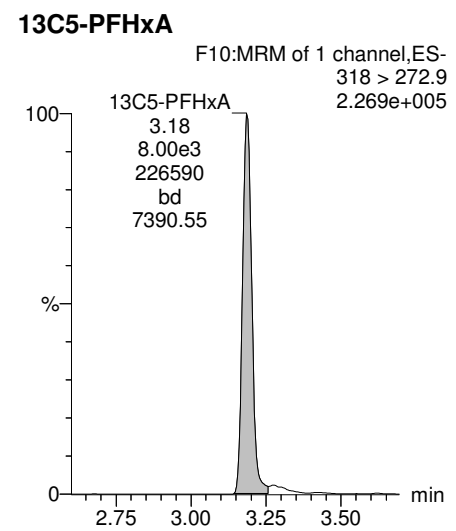
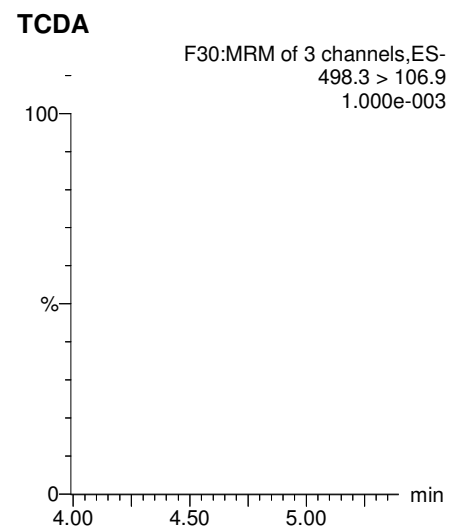
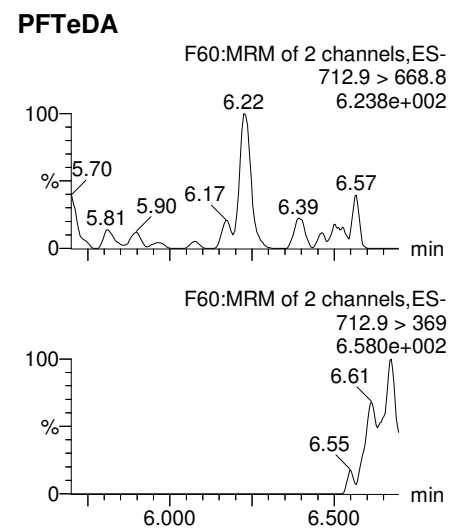
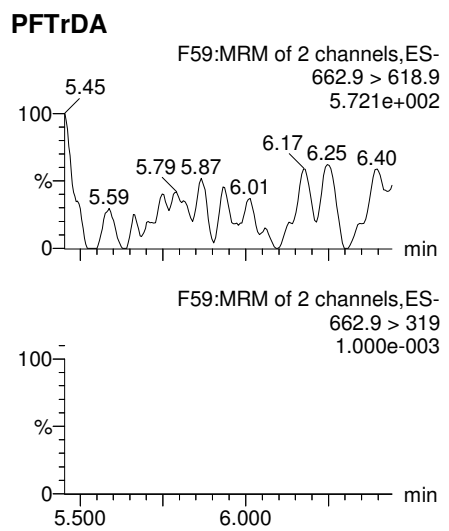
**13C2-PFDaA**



Dataset: Z:\Projects\PFAS.PRO\Results\180301M1\180301M1-31.qld

Last Altered: Tuesday, March 06, 2018 11:00:15 Pacific Standard Time  
Printed: Tuesday, March 06, 2018 11:01:00 Pacific Standard Time

Name: 180301M1\_31, Date: 02-Mar-2018, Time: 06:24:29, ID: 1800329-05 OF-RW59-FB01-0218 0.11314, Description: OF-RW59-FB01-0218

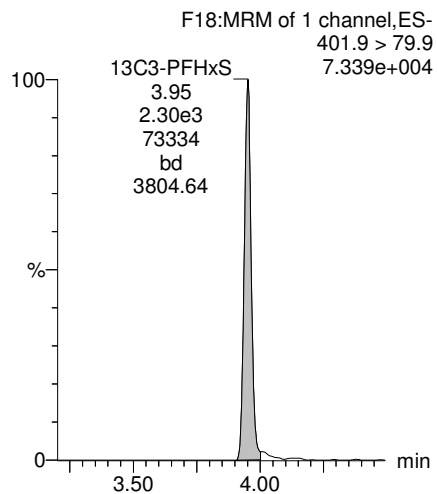


Dataset: Z:\Projects\PFAS.PRO\Results\180301M1\180301M1-31.qld

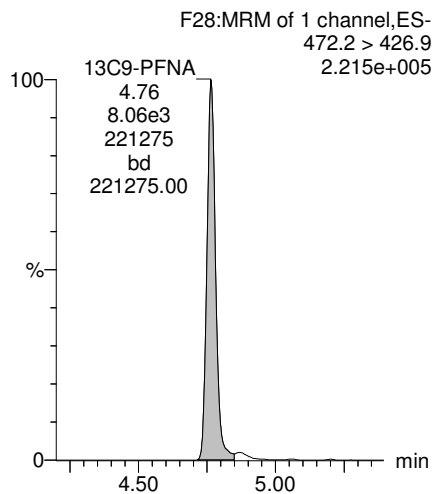
Last Altered: Tuesday, March 06, 2018 11:00:15 Pacific Standard Time  
Printed: Tuesday, March 06, 2018 11:01:00 Pacific Standard Time

Name: 180301M1\_31, Date: 02-Mar-2018, Time: 06:24:29, ID: 1800329-05 OF-RW59-FB01-0218 0.11314, Description: OF-RW59-FB01-0218

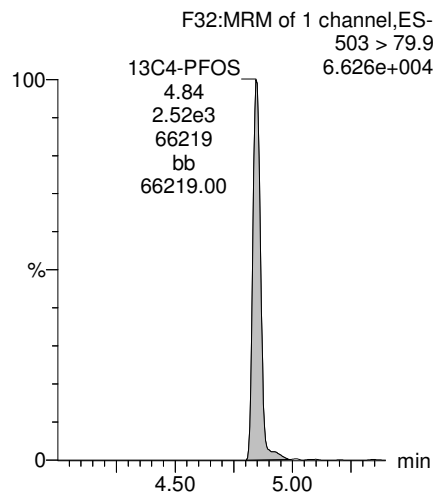
### 13C3-PFHxS



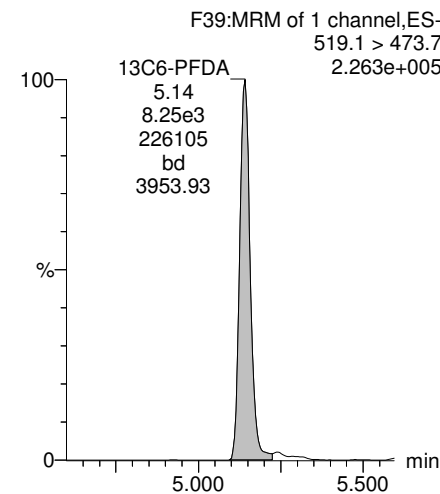
### 13C9-PFNA



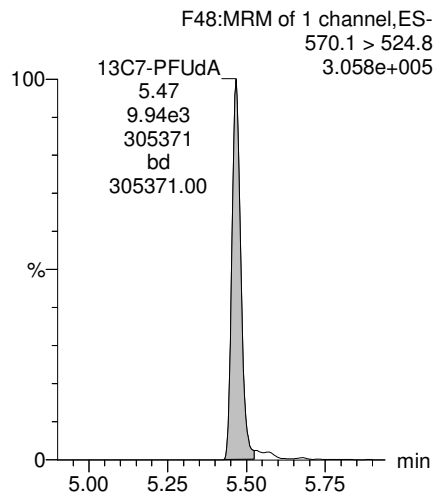
### 13C4-PFOS



### 13C6-PFDA



### 13C7-PFUDa



Dataset: Z:\Projects\PFAS.PRO\Results\180301M1\180301M1-32.qld

Last Altered: Tuesday, March 06, 2018 11:05:26 Pacific Standard Time

Printed: Tuesday, March 06, 2018 11:06:32 Pacific Standard Time

Method: Z:\Projects\PFAS.PRO\MethDB\PFAS\_FULL\_80C\_022718.mdb 28 Feb 2018 13:19:45

Calibration: Z:\Projects\PFAS.PRO\CurveDB\C18\_VAL-PFAS\_Q4\_03-01-18-FULL.cdb 05 Mar 2018 08:17:35

Name: 180301M1\_32, Date: 02-Mar-2018, Time: 06:35:56, ID: 1800329-06 OF-RW08-INF01-0218 0.12179, Description: OF-RW08-INF01-0218

	# Name	Trace	Area	IS Area	Wt./Vol.	RRF	Pred.RT	RT	y Axis Resp.	Conc.	%Rec
1	3 PFBS	299.0 > 79.7	9.85e1	1.15e3	0.122		2.60	2.69	1.07	5.3684	
2	5 PFHxA	313.2 > 268.9	6.27e2	2.30e3	0.122		3.19	3.19	1.36	6.9451	
3	7 PFHpA	363.0 > 318.9	1.68e2	5.79e3	0.122		3.81	3.80	0.363	2.3571	
4	8 L-PFHxS	398.9 > 79.6	6.90e2	9.14e2	0.122		4.17	3.95	9.44	44.7714	
5	11 L-PFOA	413 > 368.7	9.48e2	7.97e3	0.122		4.40	4.33	1.49	11.9154	
6	14 PFNA	463.0 > 418.8		7.74e3	0.122		4.76				
7	16 L-PFOS	499 > 79.9	4.06e3	2.52e3	0.122		4.90	4.84	20.1	149.3489	
8	18 PFDA	513 > 468.8		6.40e3	0.122		5.14				
9	21 N-MeFOSAA	570.1 > 419		2.57e3	0.122		5.29				
10	22 N-EtFOSAA	584.2 > 419		3.13e3	0.122		5.45				
11	23 PFUdA	563.0 > 518.9		8.90e3	0.122		5.46				

Dataset: Z:\Projects\PFAS.PRO\Results\180301M1\180301M1-32.qld

Last Altered: Tuesday, March 06, 2018 11:05:26 Pacific Standard Time

Printed: Tuesday, March 06, 2018 11:06:47 Pacific Standard Time

Method: Z:\Projects\PFAS.PRO\MethDB\PFAS\_FULL\_80C\_022718.mdb 28 Feb 2018 13:19:45

Calibration: Z:\Projects\PFAS.PRO\CurveDB\C18\_VAL-PFAS\_Q4\_03-01-18-FULL.cdb 05 Mar 2018 08:17:35

Name: 180301M1\_32, Date: 02-Mar-2018, Time: 06:35:56, ID: 1800329-06 OF-RW08-INF01-0218 0.12179, Description: OF-RW08-INF01-0218

#	Name	Trace	Area	IS Area	Wt./Vol.	RRF	Pred.RT	RT	y Axis Resp.	Conc.	%Rec
1	25 PFDa	612.9 > 569.0		7.71e3	0.122		5.74				
2	27 PFTDA	662.9 > 618.9		7.71e3	0.122		5.98				
3	28 PFTeDA	712.9 > 668.8		3.15e3	0.122		6.20				
4	36 13C3-PFBS	302. > 98.8	1.15e3	8.90e3	0.122	0.125	2.69	2.69	1.61	106.1552	103.4
5	37 13C2-PFHxA	315 > 269.8	2.30e3	8.90e3	0.122	0.722	3.19	3.18	3.23	36.7602	89.5
6	38 13C4-PFHpA	367.2 > 321.8	5.79e3	8.90e3	0.122	0.687	3.81	3.80	8.13	97.1277	94.6
7	39 18O2-PFHxS	403.0 > 102.6	9.14e2	2.36e3	0.122	0.367	3.96	3.95	4.84	108.1947	105.4
8	40 13C2-PFOA	414.9 > 369.7	7.97e3	7.96e3	0.122	1.260	4.33	4.32	12.5	81.5179	79.4
9	41 13C5-PFNA	468.2 > 422.9	7.74e3	9.45e3	0.122	0.959	4.76	4.76	10.2	87.6614	85.4
10	42 13C8-PFOA	506.1 > 77.7	1.40e3	1.19e4	0.122	0.229	4.83	4.84	1.47	52.6288	51.3
11	43 13C8-PFOS	507.0 > 79.9	2.52e3	2.40e3	0.122	1.053	4.84	4.84	13.1	102.4805	99.8
12	44 13C2-PFDA	515.1 > 469.9	6.40e3	9.57e3	0.122	0.977	5.14	5.14	8.36	70.2485	68.4
13	45 d3-N-MeFOSAA	573.3 > 419	2.57e3	1.19e4	0.122	0.384	5.29	5.29	2.69	57.3980	55.9
14	46 d5-N-EtFOSAA	589.3 > 419	3.13e3	1.19e4	0.122	0.403	5.45	5.45	3.27	66.7140	65.0
15	47 13C2-PFUDa	565 > 519.8	8.90e3	1.19e4	0.122	1.019	5.46	5.47	9.31	74.9932	73.1
16	48 13C2-PFDa	615.0 > 569.7	7.71e3	1.19e4	0.122	0.908	5.74	5.75	8.07	73.0421	71.2
17	49 d3-N-MeFOSA	515.2 > 168.9		1.19e4	0.122	0.117	5.84				
18	50 13C2-PFTeDA	714.8 > 669.6	3.15e3	1.19e4	0.122	0.414	6.20	6.23	3.29	65.3679	63.7
19	51 d5-N-ETFOSA	531.1 > 168.9		1.19e4	0.122	0.181	6.22				
20	52 13C2-PFHxDA	815 > 769.7	2.01e3	1.19e4	0.122	0.782	6.51	6.56	2.11	22.1147	53.9
21	53 d7-N-MeFOSE	623.1 > 58.9		1.19e4	0.122	0.172	6.31				
22	54 d9-N-EtFOSE	639.2 > 58.8		1.19e4	0.122	0.146	6.45				
23	55 13C4-PFBA	217. > 171.8	7.86e3	7.86e3	0.122	1.000	1.46	1.44	12.5	102.6357	100.0
24	56 13C5-PFHxA	318 > 272.9	8.90e3	8.90e3	0.122	1.000	3.19	3.18	12.5	102.6357	100.0
25	57 13C3-PFHxS	401.9 > 79.9	2.36e3	2.36e3	0.122	1.000	3.96	3.95	12.5	102.6357	100.0
26	58 13C8-PFOA	421.3 > 376	7.96e3	7.96e3	0.122	1.000	4.33	4.33	12.5	102.6357	100.0
27	59 13C9-PFNA	472.2 > 426.9	9.45e3	9.45e3	0.122	1.000	4.70	4.76	12.5	102.6357	100.0
28	60 13C4-PFOS	503 > 79.9	2.40e3	2.40e3	0.122	1.000	4.84	4.85	12.5	102.6357	100.0
29	61 13C6-PFDA	519.1 > 473.7	9.57e3	9.57e3	0.122	1.000	5.14	5.14	12.5	102.6357	100.0
30	62 13C7-PFUDa	570.1 > 524.8	1.19e4	1.19e4	0.122	1.000	5.46	5.46	12.5	102.6357	100.0
31	63 Total PFHxS	398.9 > 79.6	6.90e2	9.14e2	0.122		3.85		9.44	44.7714	
32	64 Total PFOA	413 > 368.7	1.11e3	7.97e3	0.122		4.21		1.74	13.4059	

Dataset: Z:\Projects\PFAS.PRO\Results\180301M1\180301M1-32.qld

Last Altered: Tuesday, March 06, 2018 11:05:26 Pacific Standard Time

Printed: Tuesday, March 06, 2018 11:06:47 Pacific Standard Time

Name: 180301M1\_32, Date: 02-Mar-2018, Time: 06:35:56, ID: 1800329-06 OF-RW08-INF01-0218 0.12179, Description: OF-RW08-INF01-0218

	# Name	Trace	Area	IS Area	Wt./Vol.	RRF	Pred.RT	RT	y Axis Resp.	Conc.	%Rec
33	65 Total PFOS	499 > 79.9	4.06e3	2.52e3	0.122		4.73		20.1	149.3489	
34	66 Total N-MeFOSAA	570.1 > 419	0.00e0	2.57e3	0.122		5.29		0.000		
35	67 Total N-EtFOSAA	584.2 > 419	0.00e0	3.13e3	0.122		5.45		0.000		

Dataset: Z:\Projects\PFAS.PRO\Results\180301M1\180301M1-32.qld

Last Altered: Tuesday, March 06, 2018 11:05:26 Pacific Standard Time

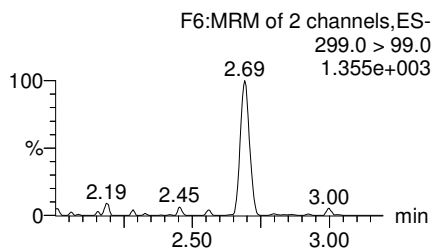
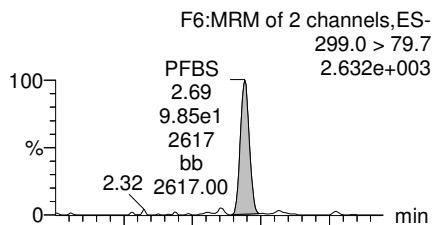
Printed: Tuesday, March 06, 2018 11:06:47 Pacific Standard Time

Method: Z:\Projects\PFAS.PRO\MethDB\PFAS\_FULL\_80C\_022718.mdb 28 Feb 2018 13:19:45

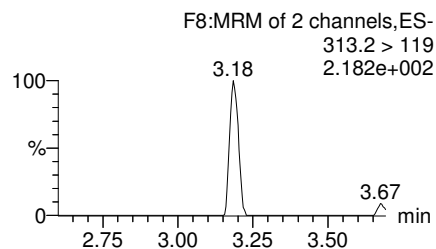
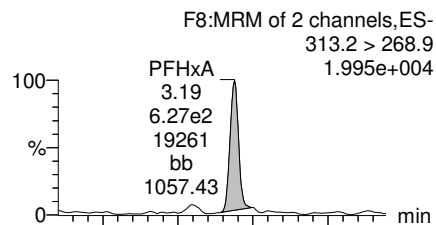
Calibration: Z:\Projects\PFAS.PRO\CurveDB\C18\_VAL-PFAS\_Q4\_03-01-18-FULL.cdb 05 Mar 2018 08:17:35

Name: 180301M1\_32, Date: 02-Mar-2018, Time: 06:35:56, ID: 1800329-06 OF-RW08-INF01-0218 0.12179, Description: OF-RW08-INF01-0218

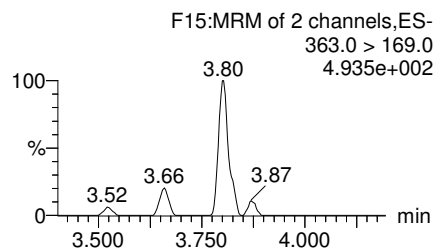
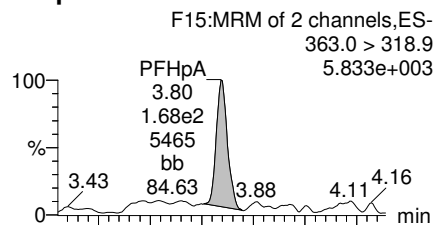
**PFBS**



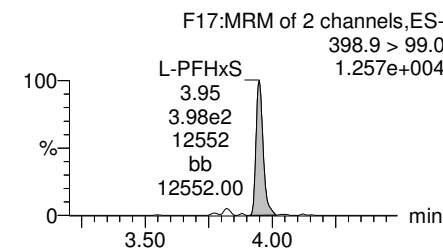
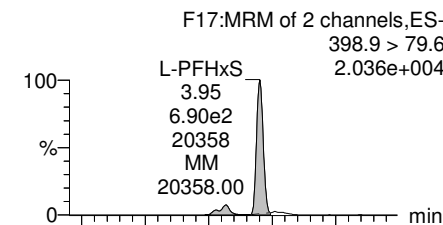
**PFHxA**



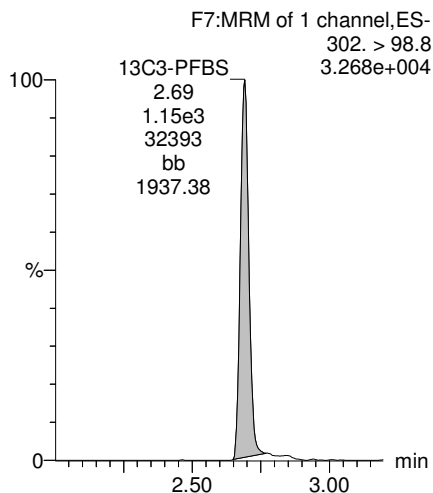
**PFHpA**



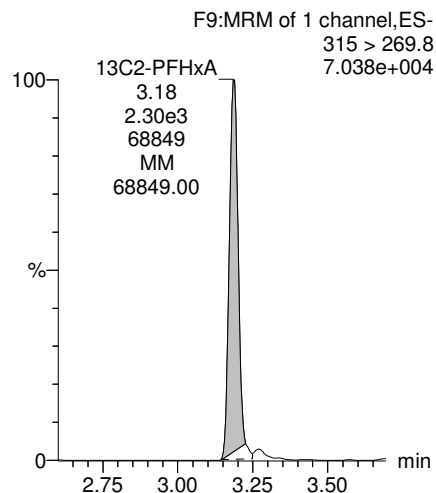
**Total PFHxS**



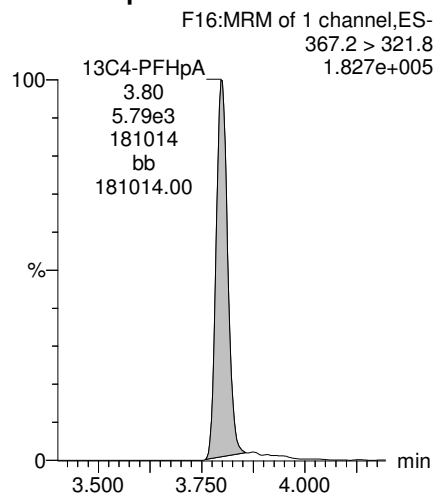
**13C3-PFBS**



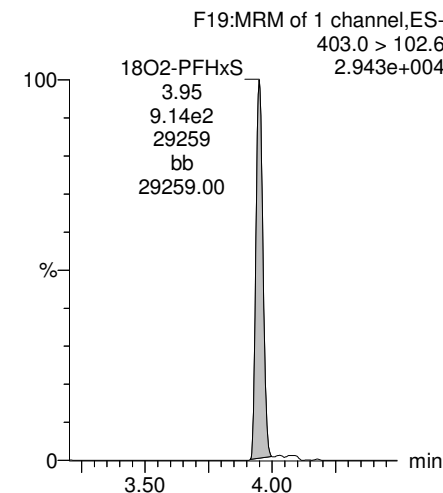
**13C2-PFHxA**



**13C4-PFHpA**



**18O2-PFHxS**



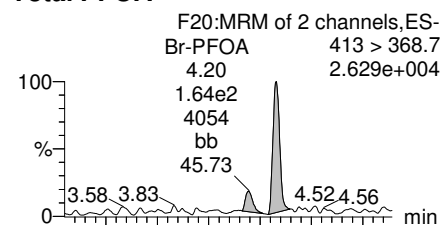
Dataset: Z:\Projects\PFAS.PRO\Results\180301M1\180301M1-32.qld

Last Altered: Tuesday, March 06, 2018 11:05:26 Pacific Standard Time

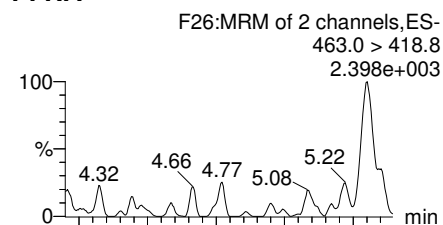
Printed: Tuesday, March 06, 2018 11:06:47 Pacific Standard Time

Name: 180301M1\_32, Date: 02-Mar-2018, Time: 06:35:56, ID: 1800329-06 OF-RW08-INF01-0218 0.12179, Description: OF-RW08-INF01-0218

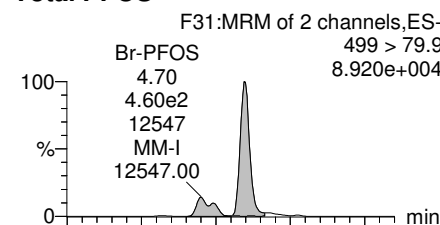
**Total PFOA**



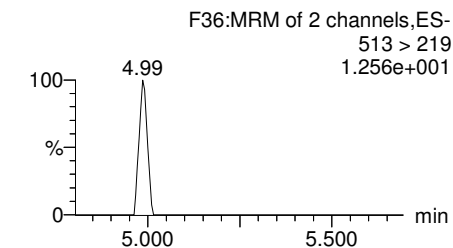
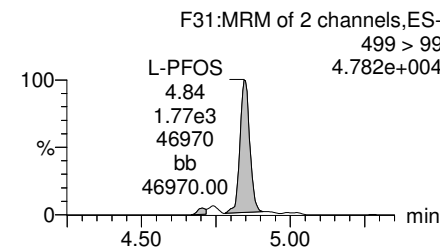
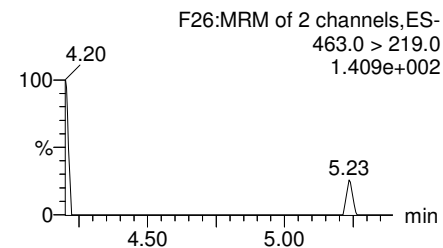
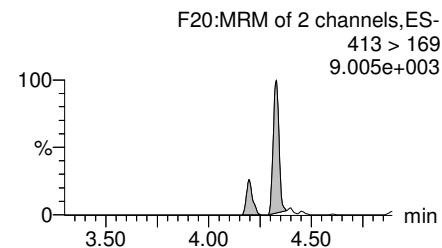
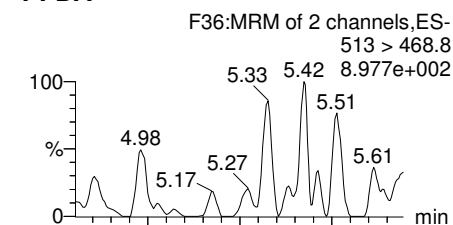
**PFNA**



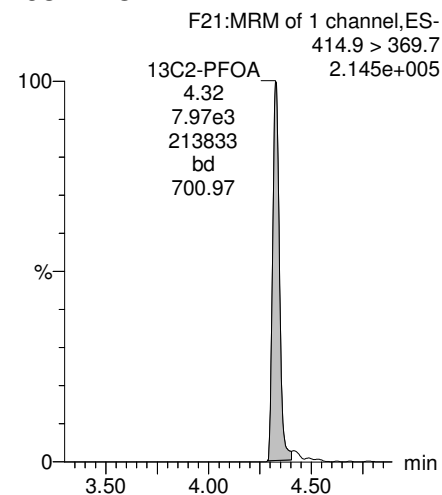
**Total PFOS**



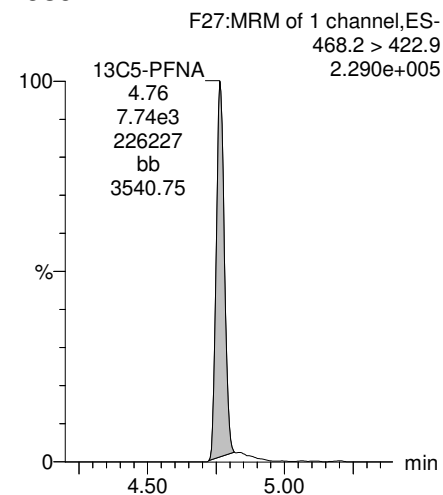
**PFDA**



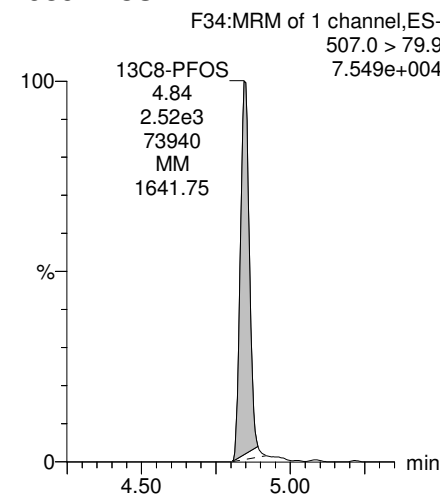
**13C2-PFOA**



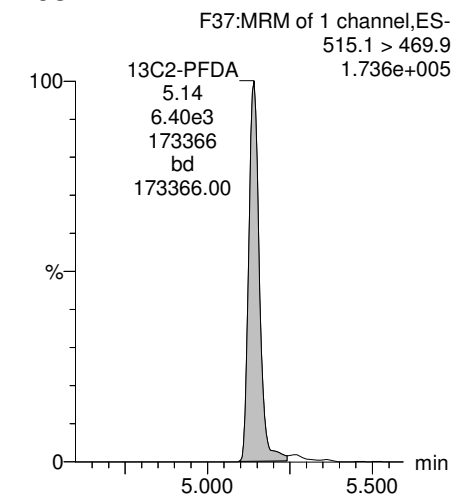
**13C5-PFNA**



**13C8-PFOS**



**13C2-PFDA**





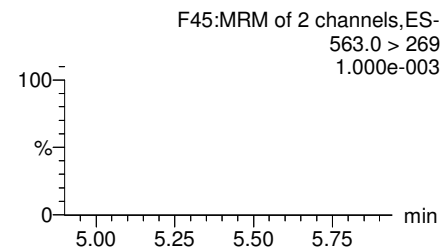
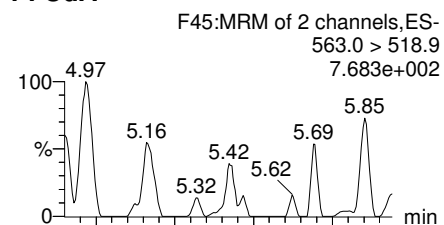
Dataset: Z:\Projects\PFAS.PRO\Results\180301M1\180301M1-32.qld

Last Altered: Tuesday, March 06, 2018 11:05:26 Pacific Standard Time

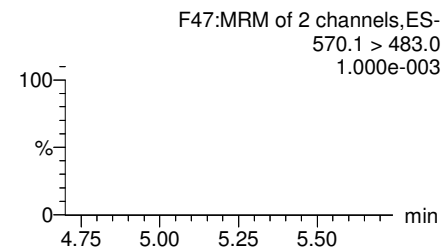
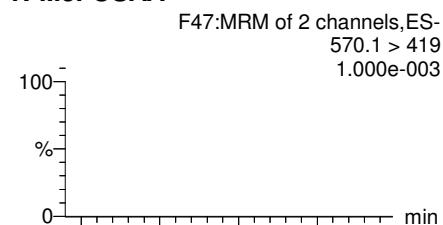
Printed: Tuesday, March 06, 2018 11:06:47 Pacific Standard Time

Name: 180301M1\_32, Date: 02-Mar-2018, Time: 06:35:56, ID: 1800329-06 OF-RW08-INF01-0218 0.12179, Description: OF-RW08-INF01-0218

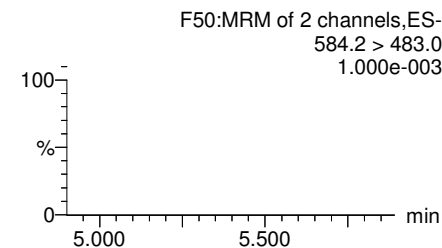
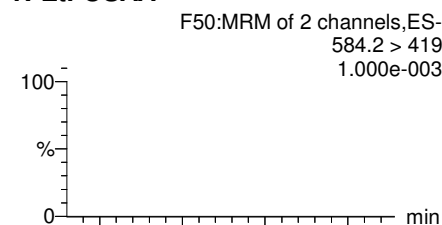
**PFUdA**



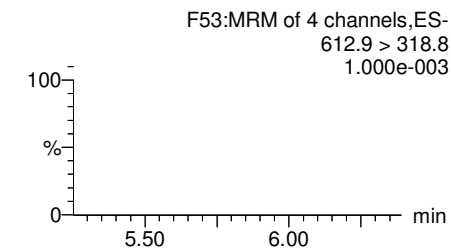
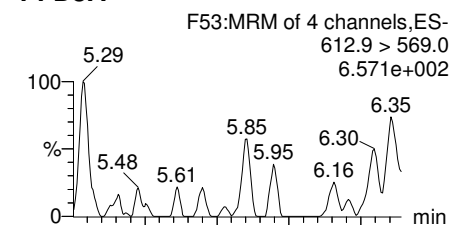
**N-MeFOSAA**



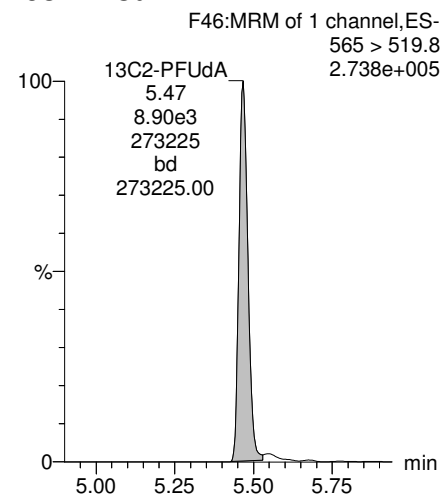
**N-EtFOSAA**



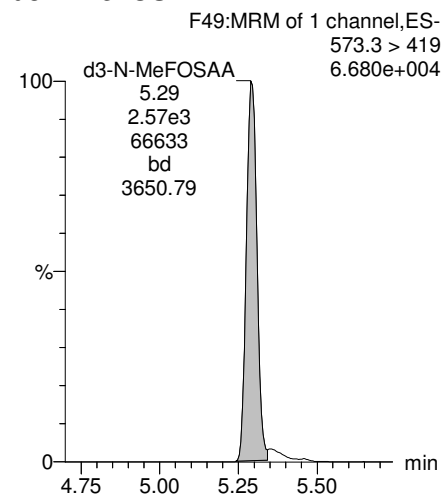
**PFDoA**



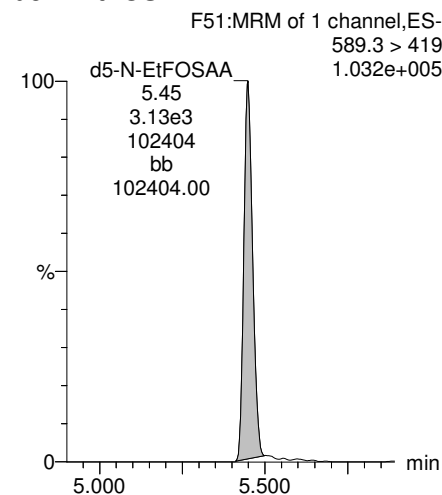
**13C2-PFUdA**



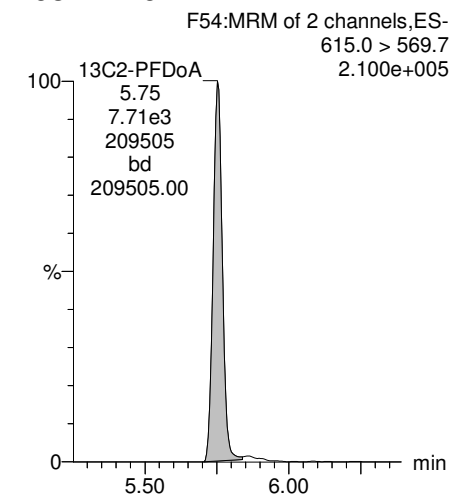
**d3-N-MeFOSAA**



**d5-N-EtFOSAA**



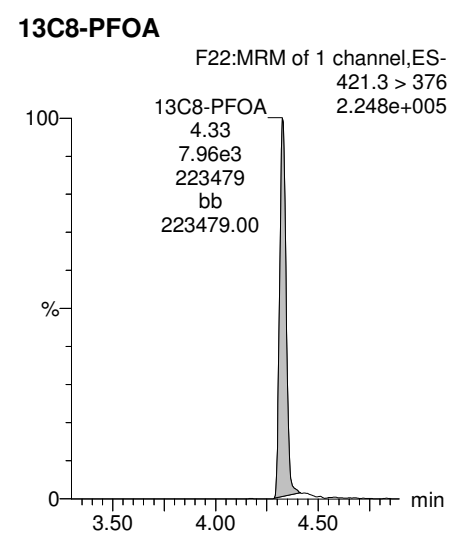
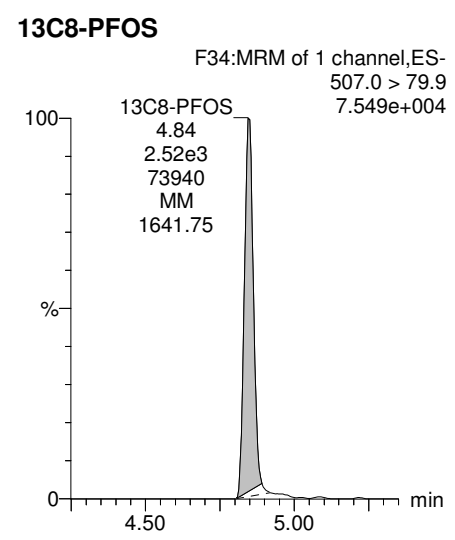
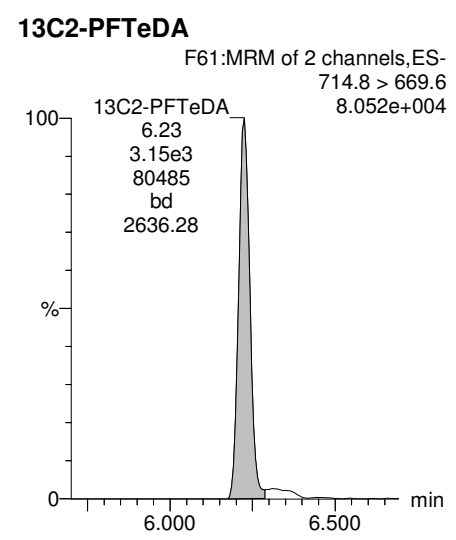
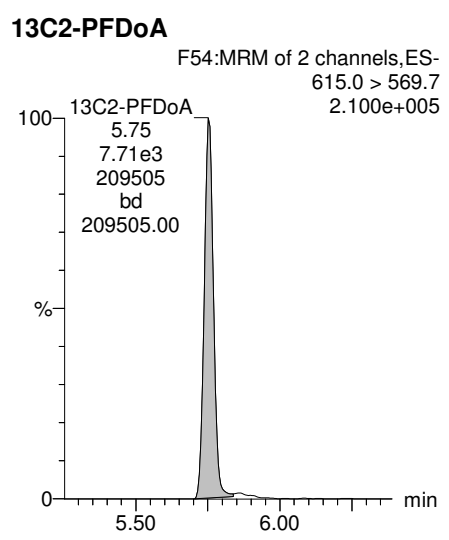
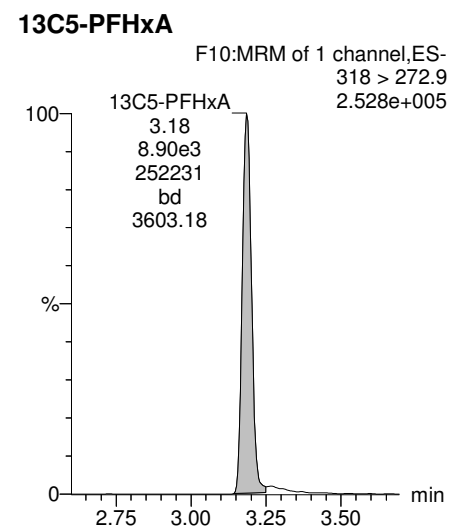
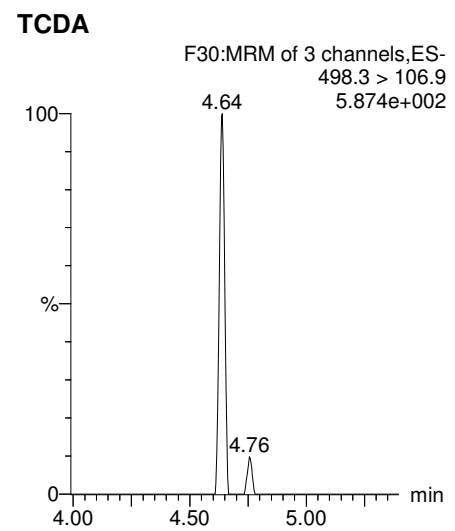
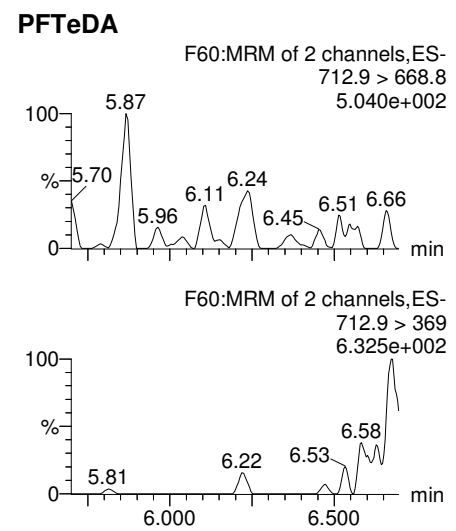
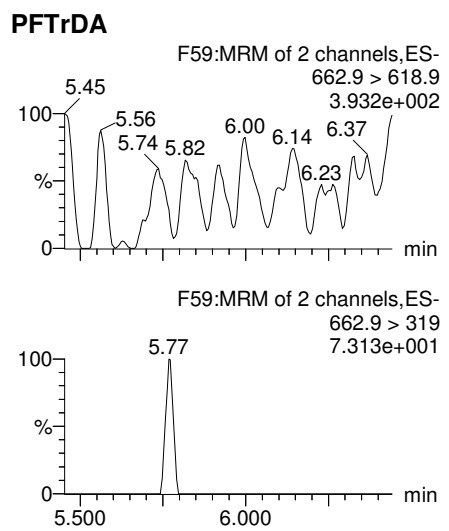
**13C2-PFDoA**



Dataset: Z:\Projects\PFAS.PRO\Results\180301M1\180301M1-32.qld

Last Altered: Tuesday, March 06, 2018 11:05:26 Pacific Standard Time  
Printed: Tuesday, March 06, 2018 11:06:47 Pacific Standard Time

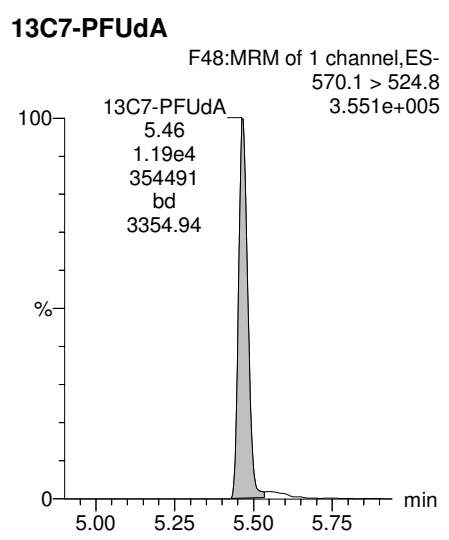
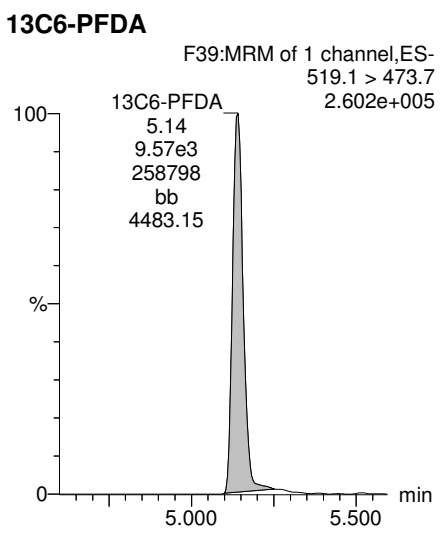
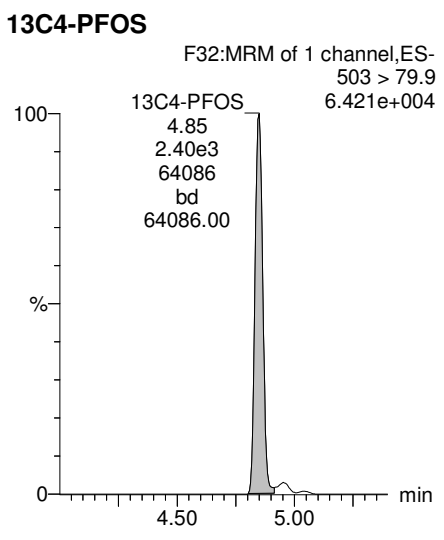
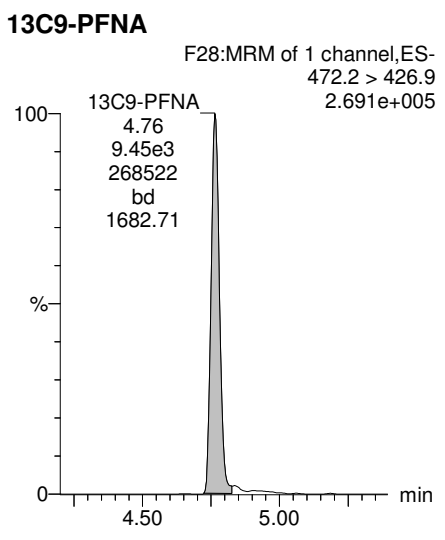
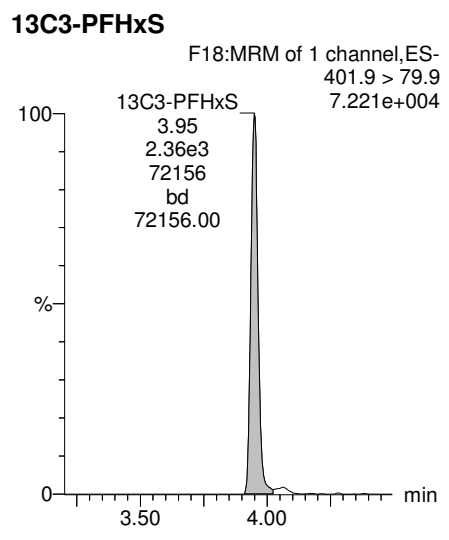
Name: 180301M1\_32, Date: 02-Mar-2018, Time: 06:35:56, ID: 1800329-06 OF-RW08-INF01-0218 0.12179, Description: OF-RW08-INF01-0218



Dataset: Z:\Projects\PFAS.PRO\Results\180301M1\180301M1-32.qld

Last Altered: Tuesday, March 06, 2018 11:05:26 Pacific Standard Time  
Printed: Tuesday, March 06, 2018 11:06:47 Pacific Standard Time

Name: 180301M1\_32, Date: 02-Mar-2018, Time: 06:35:56, ID: 1800329-06 OF-RW08-INF01-0218 0.12179, Description: OF-RW08-INF01-0218



Dataset: Z:\Projects\PFAS.PRO\Results\180301M1\180301M1-33.qld

Last Altered: Tuesday, March 06, 2018 11:20:58 Pacific Standard Time

Printed: Tuesday, March 06, 2018 11:21:44 Pacific Standard Time

Method: Z:\Projects\PFAS.PRO\MethDB\PFAS\_FULL\_80C\_022718.mdb 28 Feb 2018 13:19:45

Calibration: Z:\Projects\PFAS.PRO\CurveDB\C18\_VAL-PFAS\_Q4\_03-01-18-FULL.cdb 05 Mar 2018 08:17:35

Name: 180301M1\_33, Date: 02-Mar-2018, Time: 06:47:18, ID: 1800329-07 OF-RW08-MID01-0218 0.10892, Description: OF-RW08-MID01-0218

	# Name	Trace	Area	IS Area	Wt./Vol.	RRF	Pred.RT	RT	y Axis Resp.	Conc.	%Rec
1	3 PFBS	299.0 > 79.7		1.07e3	0.109		2.60				
2	5 PFHxA	313.2 > 268.9		1.45e3	0.109		3.19				
3	7 PFHpA	363.0 > 318.9		3.39e3	0.109		3.81				
4	8 L-PFHxS	398.9 > 79.6	4.20e-1	9.07e2	0.109		4.17	3.95	0.00579		
5	11 L-PFOA	413 > 368.7		5.71e3	0.109		4.40				
6	14 PFNA	463.0 > 418.8		5.17e3	0.109		4.76				
7	16 L-PFOS	499 > 79.9		2.23e3	0.109		4.90				
8	18 PFDA	513 > 468.8		4.96e3	0.109		5.14				
9	21 N-MeFOSAA	570.1 > 419		2.78e3	0.109		5.29				
10	22 N-EtFOSAA	584.2 > 419		3.17e3	0.109		5.45				
11	23 PFUdA	563.0 > 518.9		5.66e3	0.109		5.46				

Dataset: Z:\Projects\PFAS.PRO\Results\180301M1\180301M1-33.qld

Last Altered: Tuesday, March 06, 2018 11:20:58 Pacific Standard Time

Printed: Tuesday, March 06, 2018 11:21:32 Pacific Standard Time

Method: Z:\Projects\PFAS.PRO\MethDB\PFAS\_FULL\_80C\_022718.mdb 28 Feb 2018 13:19:45

Calibration: Z:\Projects\PFAS.PRO\CurveDB\C18\_VAL-PFAS\_Q4\_03-01-18-FULL.cdb 05 Mar 2018 08:17:35

Name: 180301M1\_33, Date: 02-Mar-2018, Time: 06:47:18, ID: 1800329-07 OF-RW08-MID01-0218 0.10892, Description: OF-RW08-MID01-0218

#	Name	Trace	Area	IS Area	Wt./Vol.	RRF	Pred.RT	RT	y Axis Resp.	Conc.	%Rec
1	25 PFDa	612.9 > 569.0		5.08e3	0.109		5.74				
2	27 PFTDA	662.9 > 618.9		5.08e3	0.109		5.98				
3	28 PFTeDA	712.9 > 668.8		2.74e3	0.109		6.20				
4	36 13C3-PFBS	302. > 98.8	1.07e3	5.53e3	0.109	0.125	2.69	2.69	2.41	177.0734	154.3
5	37 13C2-PFHxA	315 > 269.8	1.45e3	5.53e3	0.109	0.722	3.19	3.18	3.27	41.5947	90.6
6	38 13C4-PFHpA	367.2 > 321.8	3.39e3	5.53e3	0.109	0.687	3.81	3.80	7.65	102.1775	89.0
7	39 18O2-PFHxS	403.0 > 102.6	9.07e2	2.31e3	0.109	0.367	3.96	3.95	4.91	122.7194	106.9
8	40 13C2-PFOA	414.9 > 369.7	5.71e3	4.75e3	0.109	1.260	4.33	4.32	15.0	109.4379	95.4
9	41 13C5-PFNA	468.2 > 422.9	5.17e3	6.54e3	0.109	0.959	4.76	4.76	9.87	94.5024	82.3
10	42 13C8-PFOA	506.1 > 77.7	1.41e3	8.34e3	0.109	0.229	4.83	4.83	2.11	84.7222	73.8
11	43 13C8-PFOS	507.0 > 79.9	2.23e3	2.62e3	0.109	1.053	4.84	4.85	10.6	92.5373	80.6
12	44 13C2-PFDA	515.1 > 469.9	4.96e3	6.81e3	0.109	0.977	5.14	5.14	9.11	85.5966	74.6
13	45 d3-N-MeFOSAA	573.3 > 419	2.78e3	8.34e3	0.109	0.384	5.29	5.29	4.17	99.5044	86.7
14	46 d5-N-EtFOSAA	589.3 > 419	3.17e3	8.34e3	0.109	0.403	5.45	5.45	4.76	108.4535	94.5
15	47 13C2-PFUdA	565 > 519.8	5.66e3	8.34e3	0.109	1.019	5.46	5.47	8.48	76.4043	66.6
16	48 13C2-PFDoA	615.0 > 569.7	5.08e3	8.34e3	0.109	0.908	5.74	5.76	7.62	77.0252	67.1
17	49 d3-N-MeFOSA	515.2 > 168.9		8.34e3	0.109	0.117	5.84				
18	50 13C2-PFTeDA	714.8 > 669.6	2.74e3	8.34e3	0.109	0.414	6.20	6.23	4.10	90.9637	79.3
19	51 d5-N-ETFOSA	531.1 > 168.9		8.34e3	0.109	0.181	6.22				
20	52 13C2-PFHxDA	815 > 769.7	2.10e3	8.34e3	0.109	0.782	6.51	6.56	3.15	36.9249	80.4
21	53 d7-N-MeFOSE	623.1 > 58.9		8.34e3	0.109	0.172	6.31				
22	54 d9-N-EtFOSE	639.2 > 58.8		8.34e3	0.109	0.146	6.45				
23	55 13C4-PFBA	217. > 171.8	4.89e3	4.89e3	0.109	1.000	1.46	1.44	12.5	114.7631	100.0
24	56 13C5-PFHxA	318 > 272.9	5.53e3	5.53e3	0.109	1.000	3.19	3.18	12.5	114.7631	100.0
25	57 13C3-PFHxS	401.9 > 79.9	2.31e3	2.31e3	0.109	1.000	3.96	3.95	12.5	114.7631	100.0
26	58 13C8-PFOA	421.3 > 376	4.75e3	4.75e3	0.109	1.000	4.33	4.33	12.5	114.7631	100.0
27	59 13C9-PFNA	472.2 > 426.9	6.54e3	6.54e3	0.109	1.000	4.70	4.76	12.5	114.7631	100.0
28	60 13C4-PFOS	503 > 79.9	2.62e3	2.62e3	0.109	1.000	4.84	4.85	12.5	114.7631	100.0
29	61 13C6-PFDA	519.1 > 473.7	6.81e3	6.81e3	0.109	1.000	5.14	5.14	12.5	114.7631	100.0
30	62 13C7-PFUdA	570.1 > 524.8	8.34e3	8.34e3	0.109	1.000	5.46	5.47	12.5	114.7631	100.0
31	63 Total PFHxS	398.9 > 79.6	4.20e-1	9.07e2	0.109		3.85		0.000		
32	64 Total PFOA	413 > 368.7	0.00e0	5.71e3	0.109		4.21		0.000		

Dataset: Z:\Projects\PFAS.PRO\Results\180301M1\180301M1-33.qld

Last Altered: Tuesday, March 06, 2018 11:20:58 Pacific Standard Time

Printed: Tuesday, March 06, 2018 11:21:32 Pacific Standard Time

Name: 180301M1\_33, Date: 02-Mar-2018, Time: 06:47:18, ID: 1800329-07 OF-RW08-MID01-0218 0.10892, Description: OF-RW08-MID01-0218

	# Name	Trace	Area	IS Area	Wt./Vol.	RRF	Pred.RT	RT	y Axis Resp.	Conc.	%Rec
33	65 Total PFOS	499 > 79.9	0.00e0	2.23e3	0.109		4.73		0.000		
34	66 Total N-MeFOSAA	570.1 > 419	0.00e0	2.78e3	0.109		5.29		0.000		
35	67 Total N-EtFOSAA	584.2 > 419	0.00e0	3.17e3	0.109		5.45		0.000		

Dataset: Z:\Projects\PFAS.PRO\Results\180301M1\180301M1-33.qld

Last Altered: Tuesday, March 06, 2018 11:20:58 Pacific Standard Time

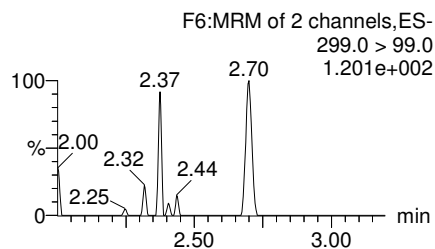
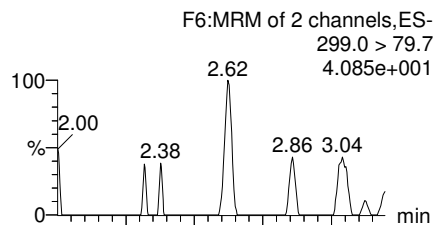
Printed: Tuesday, March 06, 2018 11:21:32 Pacific Standard Time

Method: Z:\Projects\PFAS.PRO\MethDB\PFAS\_FULL\_80C\_022718.mdb 28 Feb 2018 13:19:45

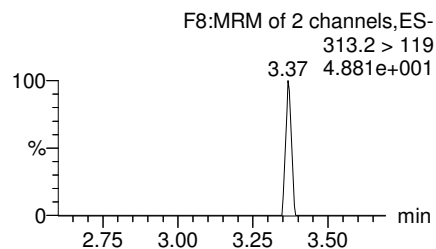
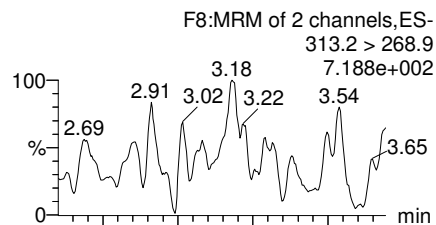
Calibration: Z:\Projects\PFAS.PRO\CurveDB\C18\_VAL-PFAS\_Q4\_03-01-18-FULL.cdb 05 Mar 2018 08:17:35

Name: 180301M1\_33, Date: 02-Mar-2018, Time: 06:47:18, ID: 1800329-07 OF-RW08-MID01-0218 0.10892, Description: OF-RW08-MID01-0218

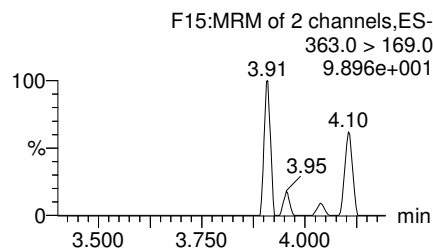
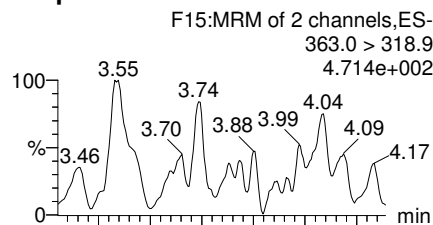
**PFBS**



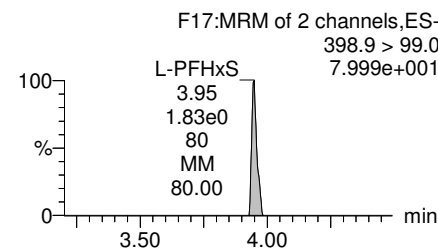
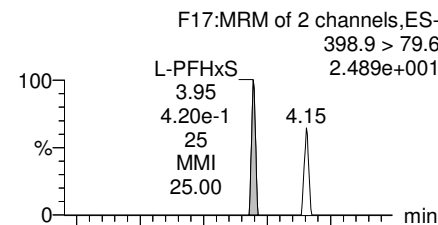
**PFHxA**



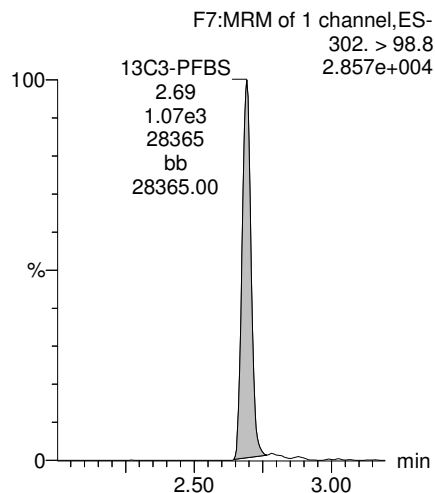
**PFHpA**



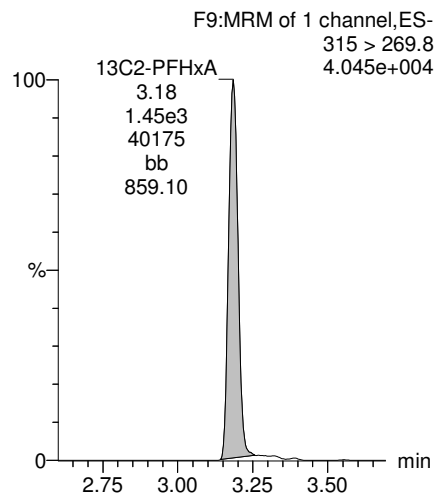
**Total PFHxS**



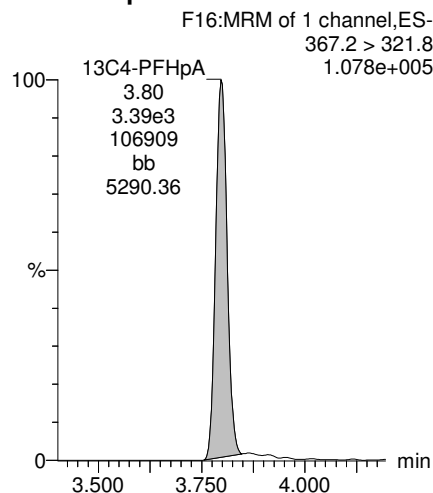
**13C3-PFBS**



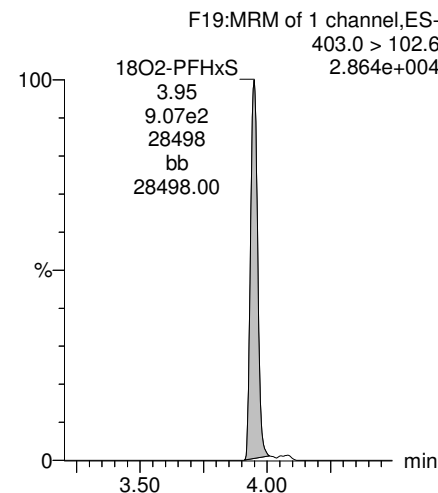
**13C2-PFHxA**



**13C4-PFHpA**



**18O2-PFHxS**

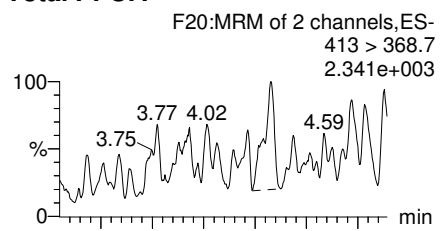


Dataset: Z:\Projects\PFAS.PRO\Results\180301M1\180301M1-33.qld

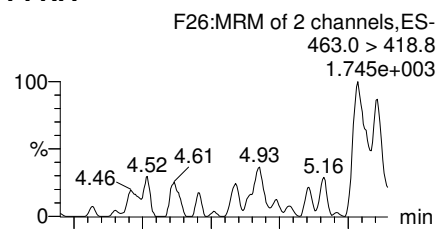
Last Altered: Tuesday, March 06, 2018 11:20:58 Pacific Standard Time  
Printed: Tuesday, March 06, 2018 11:21:32 Pacific Standard Time

Name: 180301M1\_33, Date: 02-Mar-2018, Time: 06:47:18, ID: 1800329-07 OF-RW08-MID01-0218 0.10892, Description: OF-RW08-MID01-0218

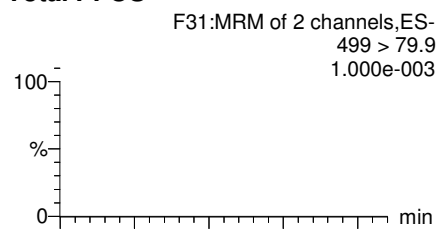
**Total PFOA**



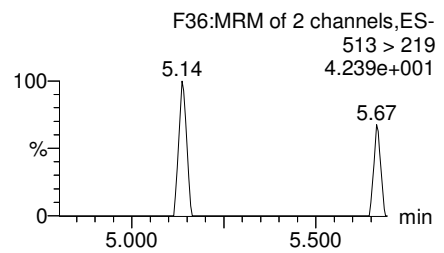
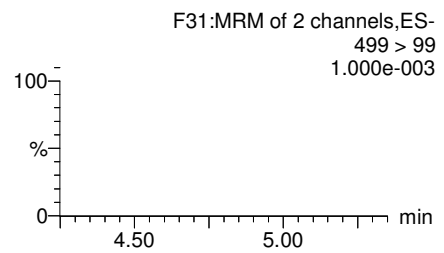
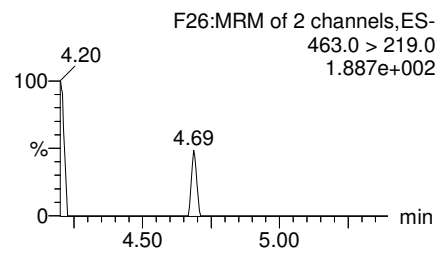
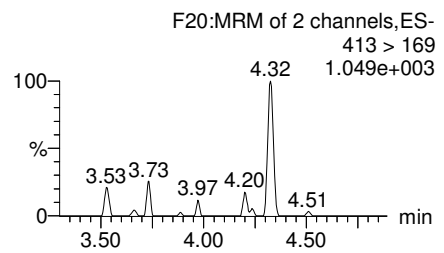
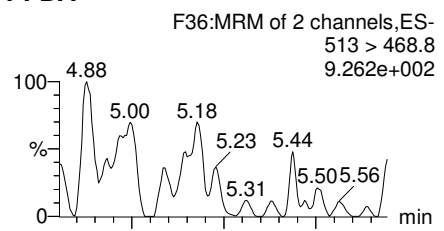
**PFNA**



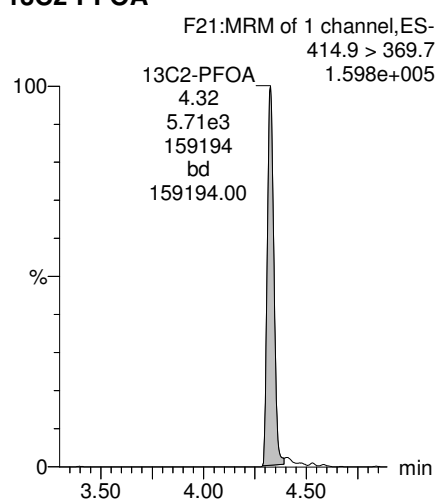
**Total PFOS**



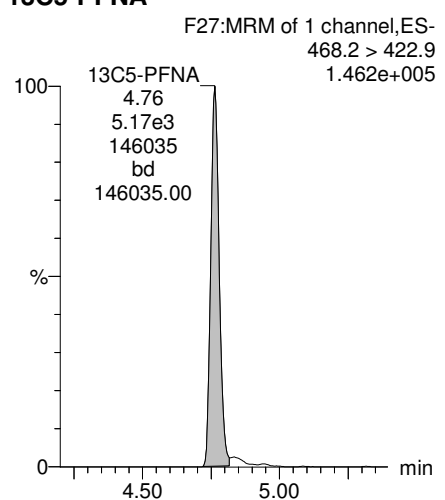
**PFDA**



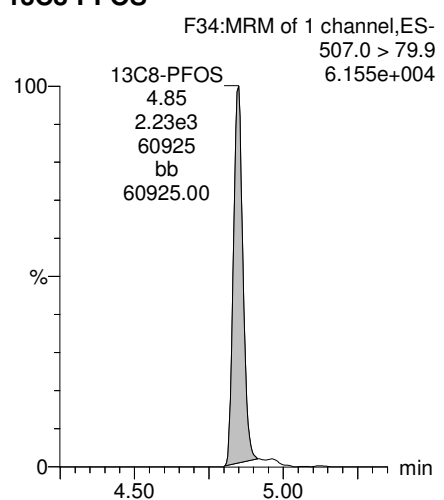
**13C2-PFOA**



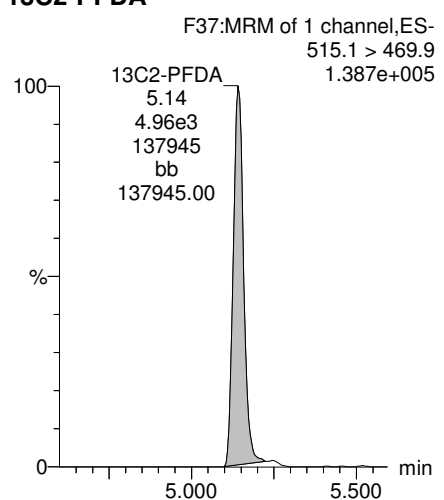
**13C5-PFNA**



**13C8-PFOS**



**13C2-PFDA**





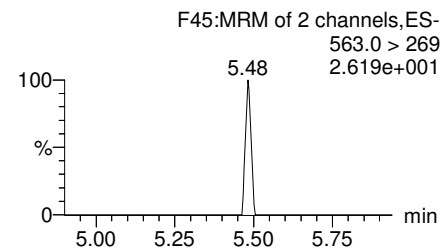
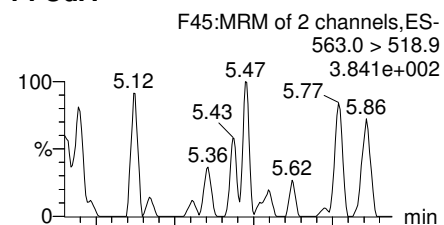
Dataset: Z:\Projects\PFAS.PRO\Results\180301M1\180301M1-33.qld

Last Altered: Tuesday, March 06, 2018 11:20:58 Pacific Standard Time

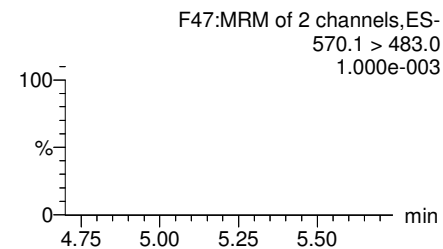
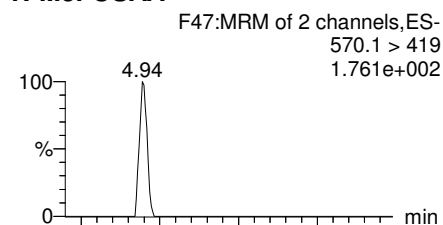
Printed: Tuesday, March 06, 2018 11:21:32 Pacific Standard Time

Name: 180301M1\_33, Date: 02-Mar-2018, Time: 06:47:18, ID: 1800329-07 OF-RW08-MID01-0218 0.10892, Description: OF-RW08-MID01-0218

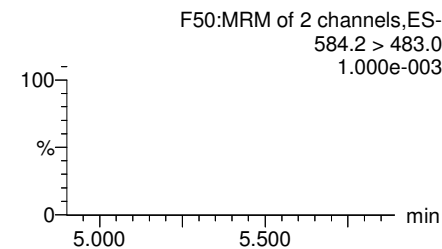
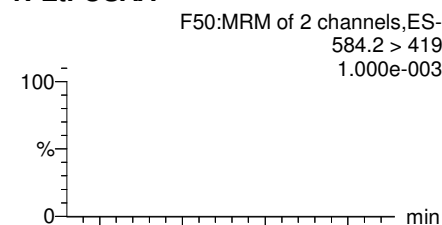
**PFUdA**



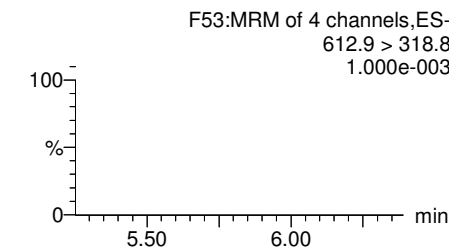
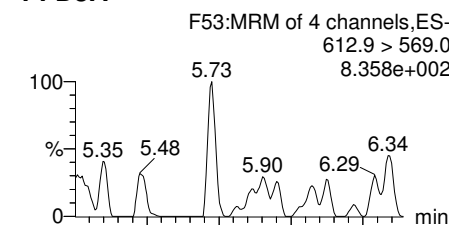
**N-MeFOSAA**



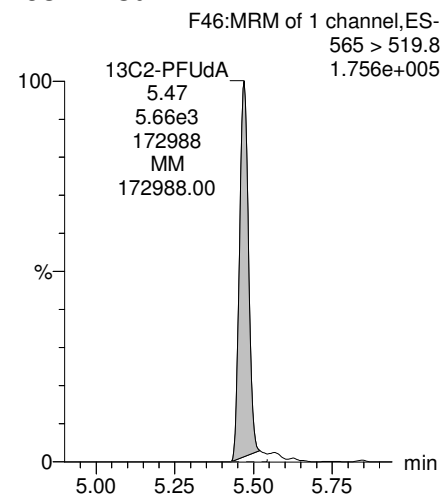
**N-EtFOSAA**



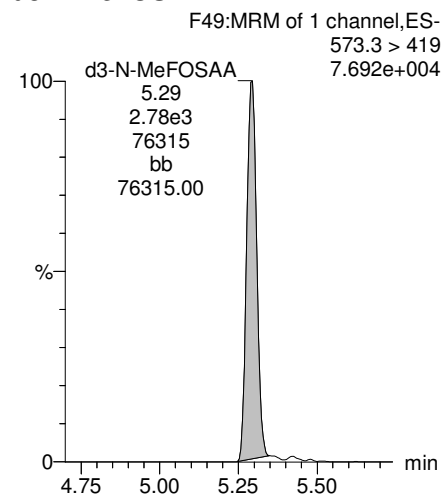
**PFDaA**



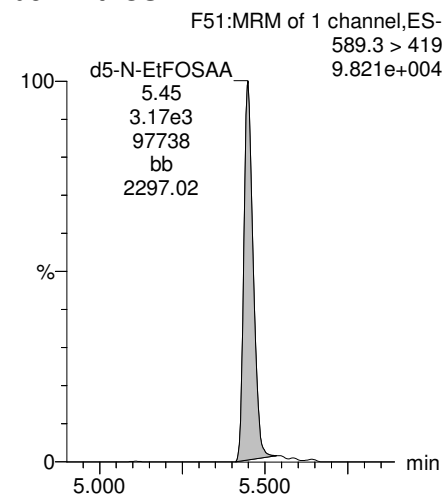
**13C2-PFUdA**



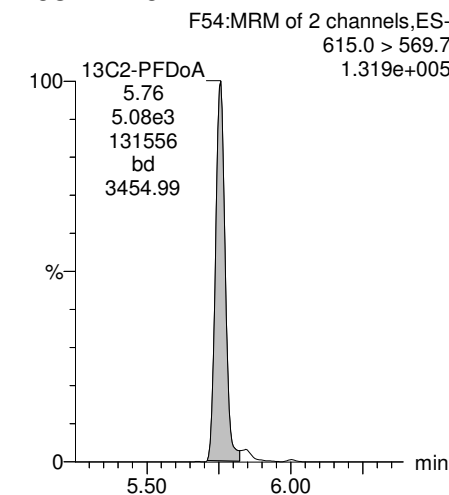
**d3-N-MeFOSAA**



**d5-N-EtFOSAA**



**13C2-PFDaA**

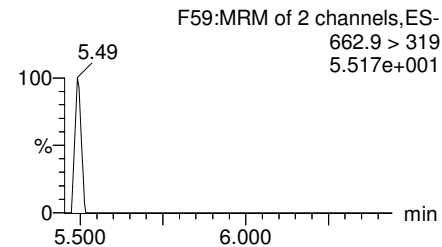
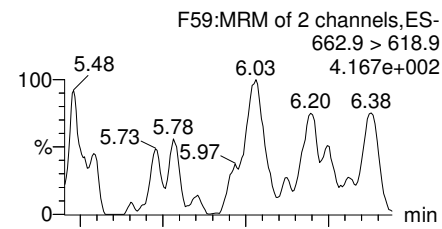


Dataset: Z:\Projects\PFAS.PRO\Results\180301M1\180301M1-33.qld

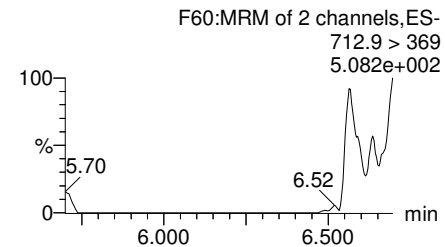
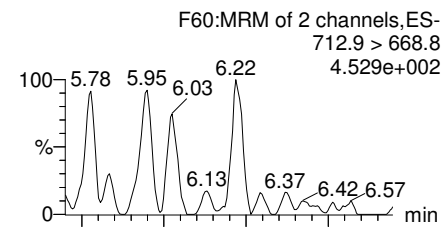
Last Altered: Tuesday, March 06, 2018 11:20:58 Pacific Standard Time  
Printed: Tuesday, March 06, 2018 11:21:32 Pacific Standard Time

Name: 180301M1\_33, Date: 02-Mar-2018, Time: 06:47:18, ID: 1800329-07 OF-RW08-MID01-0218 0.10892, Description: OF-RW08-MID01-0218

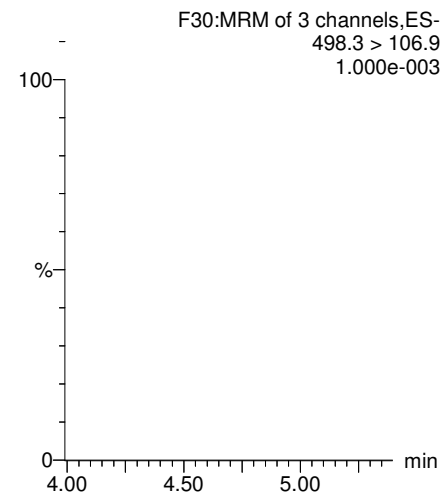
**PFTrDA**



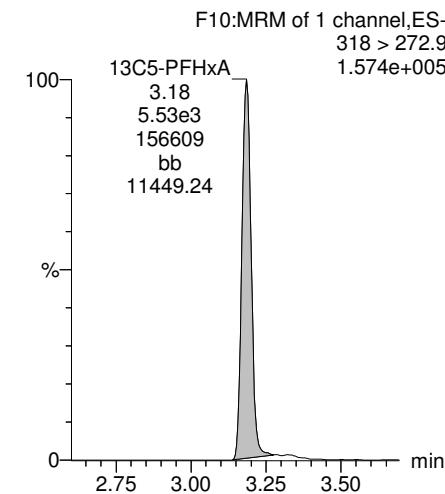
**PFTeDA**



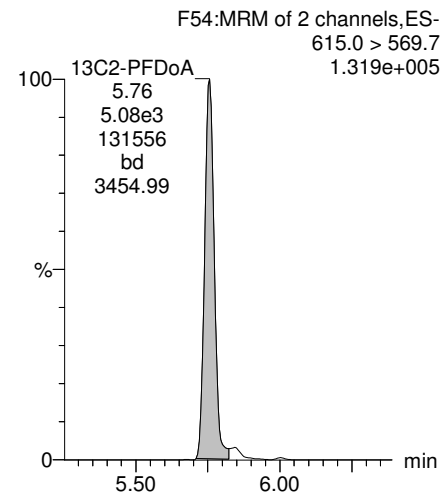
**TCDA**



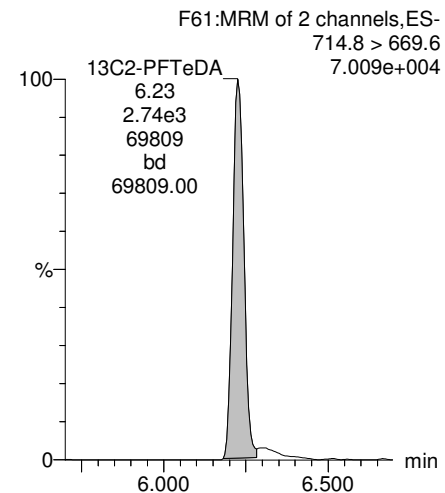
**13C5-PFHxA**



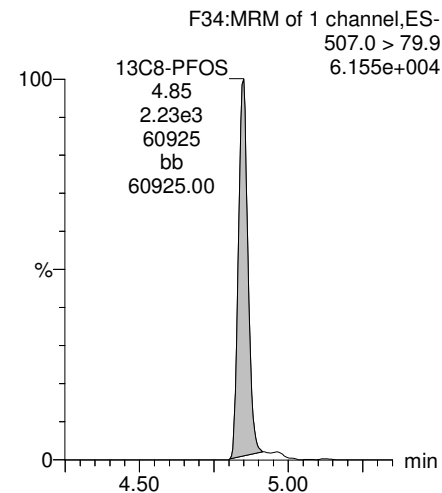
**13C2-PFDoA**



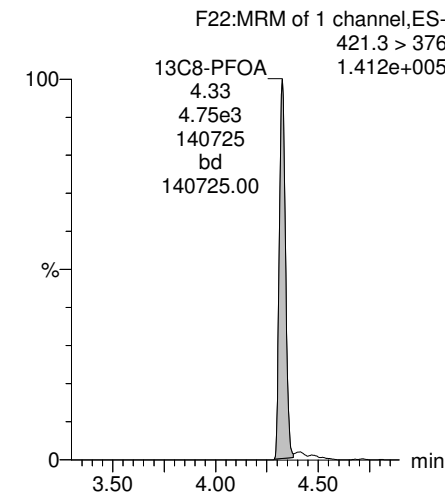
**13C2-PFTeDA**



**13C8-PFOS**



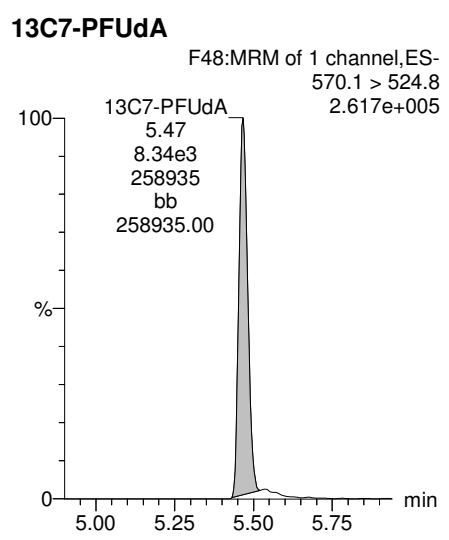
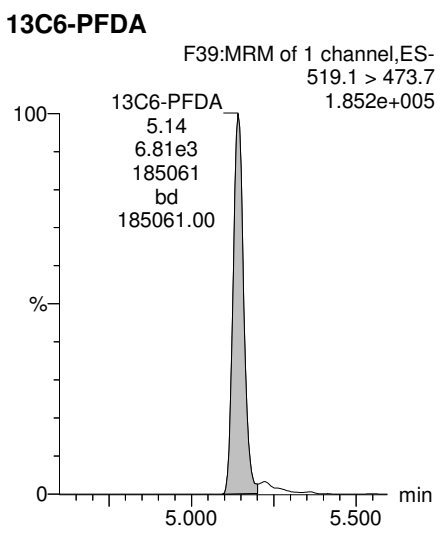
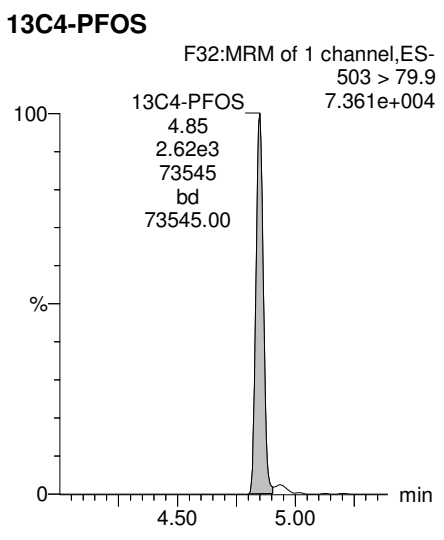
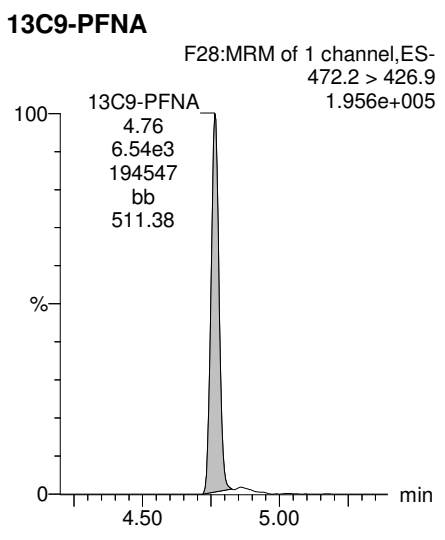
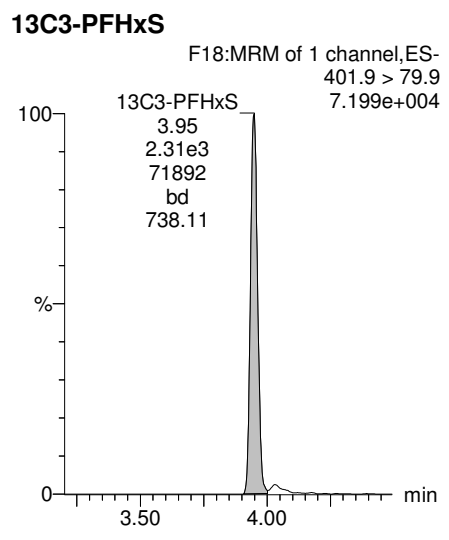
**13C8-PFOA**



Dataset: Z:\Projects\PFAS.PRO\Results\180301M1\180301M1-33.qld

Last Altered: Tuesday, March 06, 2018 11:20:58 Pacific Standard Time  
Printed: Tuesday, March 06, 2018 11:21:32 Pacific Standard Time

Name: 180301M1\_33, Date: 02-Mar-2018, Time: 06:47:18, ID: 1800329-07 OF-RW08-MID01-0218 0.10892, Description: OF-RW08-MID01-0218



Dataset: Z:\Projects\PFAS.PRO\Results\180301M1\180301M1-37.qld

Last Altered: Tuesday, March 06, 2018 11:22:55 Pacific Standard Time

Printed: Tuesday, March 06, 2018 11:25:19 Pacific Standard Time

Method: Z:\Projects\PFAS.PRO\MethDB\PFAS\_FULL\_80C\_022718.mdb 28 Feb 2018 13:19:45

Calibration: Z:\Projects\PFAS.PRO\CurveDB\C18\_VAL-PFAS\_Q4\_03-01-18-FULL.cdb 05 Mar 2018 08:17:35

Name: 180301M1\_37, Date: 02-Mar-2018, Time: 07:33:13, ID: 1800329-08 OF-RW08-EFF01-0218 0.12262, Description: OF-RW08-EFF01-0218

	# Name	Trace	Area	IS Area	Wt./Vol.	RRF	Pred.RT	RT	y Axis Resp.	Conc.	%Rec
1	3 PFBS	299.0 > 79.7		1.06e3	0.123		2.60				
2	5 PFHxA	313.2 > 268.9		1.48e3	0.123		3.19				
3	7 PFHpA	363.0 > 318.9		3.78e3	0.123		3.81				
4	8 L-PFHxS	398.9 > 79.6		8.60e2	0.123		4.17				
5	11 L-PFOA	413 > 368.7		7.05e3	0.123		4.40				
6	14 PFNA	463.0 > 418.8		5.03e3	0.123		4.76				
7	16 L-PFOS	499 > 79.9		2.22e3	0.123		4.90				
8	18 PFDA	513 > 468.8		5.40e3	0.123		5.14				
9	21 N-MeFOSAA	570.1 > 419		2.21e3	0.123		5.29				
10	22 N-EtFOSAA	584.2 > 419		2.58e3	0.123		5.45				
11	23 PFUdA	563.0 > 518.9		6.75e3	0.123		5.46				

Dataset: Z:\Projects\PFAS.PRO\Results\180301M1\180301M1-37.qld

Last Altered: Tuesday, March 06, 2018 11:22:55 Pacific Standard Time

Printed: Tuesday, March 06, 2018 11:25:27 Pacific Standard Time

Method: Z:\Projects\PFAS.PRO\MethDB\PFAS\_FULL\_80C\_022718.mdb 28 Feb 2018 13:19:45

Calibration: Z:\Projects\PFAS.PRO\CurveDB\C18\_VAL-PFAS\_Q4\_03-01-18-FULL.cdb 05 Mar 2018 08:17:35

Name: 180301M1\_37, Date: 02-Mar-2018, Time: 07:33:13, ID: 1800329-08 OF-RW08-EFF01-0218 0.12262, Description: OF-RW08-EFF01-0218

#	Name	Trace	Area	IS Area	Wt./Vol.	RRF	Pred.RT	RT	y Axis Resp.	Conc.	%Rec
1	25 PFDa	612.9 > 569.0		4.26e3	0.123		5.74				
2	27 PFTDA	662.9 > 618.9		4.26e3	0.123		5.98				
3	28 PFTeDA	712.9 > 668.8		2.54e3	0.123		6.20				
4	36 13C3-PFBS	302. > 98.8	1.06e3	6.30e3	0.123	0.125	2.69	2.69	2.10	137.1736	134.6
5	37 13C2-PFHxA	315 > 269.8	1.48e3	6.30e3	0.123	0.722	3.19	3.18	2.93	33.0736	81.1
6	38 13C4-PFHpA	367.2 > 321.8	3.78e3	6.30e3	0.123	0.687	3.81	3.80	7.50	89.0095	87.3
7	39 18O2-PFHxS	403.0 > 102.6	8.60e2	2.25e3	0.123	0.367	3.96	3.95	4.78	106.1124	104.1
8	40 13C2-PFOA	414.9 > 369.7	7.05e3	5.18e3	0.123	1.260	4.33	4.33	17.0	110.0816	108.0
9	41 13C5-PFNA	468.2 > 422.9	5.03e3	6.89e3	0.123	0.959	4.76	4.76	9.13	77.6065	76.1
10	42 13C8-PFOA	506.1 > 77.7	1.15e3	9.44e3	0.123	0.229	4.83	4.84	1.52	54.1357	53.1
11	43 13C8-PFOS	507.0 > 79.9	2.22e3	2.39e3	0.123	1.053	4.84	4.84	11.6	89.8645	88.2
12	44 13C2-PFDA	515.1 > 469.9	5.40e3	6.69e3	0.123	0.977	5.14	5.14	10.1	84.1452	82.5
13	45 d3-N-MeFOSAA	573.3 > 419	2.21e3	9.44e3	0.123	0.384	5.29	5.29	2.93	62.2098	61.0
14	46 d5-N-EtFOSAA	589.3 > 419	2.58e3	9.44e3	0.123	0.403	5.45	5.45	3.41	69.1475	67.8
15	47 13C2-PFUdA	565 > 519.8	6.75e3	9.44e3	0.123	1.019	5.46	5.47	8.94	71.5128	70.2
16	48 13C2-PFDoA	615.0 > 569.7	4.26e3	9.44e3	0.123	0.908	5.74	5.75	5.65	50.7411	49.8
17	49 d3-N-MeFOSA	515.2 > 168.9		9.44e3	0.123	0.117	5.84				
18	50 13C2-PFTeDA	714.8 > 669.6	2.54e3	9.44e3	0.123	0.414	6.20	6.23	3.36	66.2141	65.0
19	51 d5-N-ETFOSA	531.1 > 168.9		9.44e3	0.123	0.181	6.22				
20	52 13C2-PFHxDA	815 > 769.7	1.80e3	9.44e3	0.123	0.782	6.51	6.56	2.39	24.9161	61.1
21	53 d7-N-MeFOSE	623.1 > 58.9		9.44e3	0.123	0.172	6.31				
22	54 d9-N-EtFOSE	639.2 > 58.8		9.44e3	0.123	0.146	6.45				
23	55 13C4-PFBA	217. > 171.8	5.11e3	5.11e3	0.123	1.000	1.46	1.44	12.5	101.9410	100.0
24	56 13C5-PFHxA	318 > 272.9	6.30e3	6.30e3	0.123	1.000	3.19	3.18	12.5	101.9410	100.0
25	57 13C3-PFHxS	401.9 > 79.9	2.25e3	2.25e3	0.123	1.000	3.96	3.95	12.5	101.9410	100.0
26	58 13C8-PFOA	421.3 > 376	5.18e3	5.18e3	0.123	1.000	4.33	4.33	12.5	101.9410	100.0
27	59 13C9-PFNA	472.2 > 426.9	6.89e3	6.89e3	0.123	1.000	4.70	4.77	12.5	101.9410	100.0
28	60 13C4-PFOS	503 > 79.9	2.39e3	2.39e3	0.123	1.000	4.84	4.85	12.5	101.9410	100.0
29	61 13C6-PFDA	519.1 > 473.7	6.69e3	6.69e3	0.123	1.000	5.14	5.14	12.5	101.9410	100.0
30	62 13C7-PFUdA	570.1 > 524.8	9.44e3	9.44e3	0.123	1.000	5.46	5.47	12.5	101.9410	100.0
31	63 Total PFHxS	398.9 > 79.6	0.00e0	8.60e2	0.123		3.85		0.000		
32	64 Total PFOA	413 > 368.7	0.00e0	7.05e3	0.123		4.21		0.000		

Dataset: Z:\Projects\PFAS.PRO\Results\180301M1\180301M1-37.qld

Last Altered: Tuesday, March 06, 2018 11:22:55 Pacific Standard Time

Printed: Tuesday, March 06, 2018 11:25:27 Pacific Standard Time

Name: 180301M1\_37, Date: 02-Mar-2018, Time: 07:33:13, ID: 1800329-08 OF-RW08-EFF01-0218 0.12262, Description: OF-RW08-EFF01-0218

	# Name	Trace	Area	IS Area	Wt./Vol.	RRF	Pred.RT	RT	y Axis Resp.	Conc.	%Rec
33	65 Total PFOS	499 > 79.9	0.00e0	2.22e3	0.123		4.73		0.000		
34	66 Total N-MeFOSAA	570.1 > 419	0.00e0	2.21e3	0.123		5.29		0.000		
35	67 Total N-EtFOSAA	584.2 > 419	0.00e0	2.58e3	0.123		5.45		0.000		

Dataset: Z:\Projects\PFAS.PRO\Results\180301M1\180301M1-37.qld

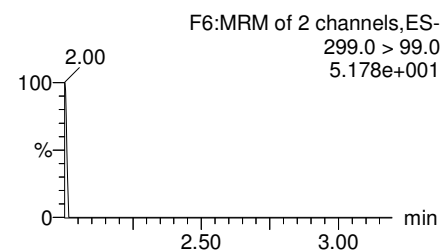
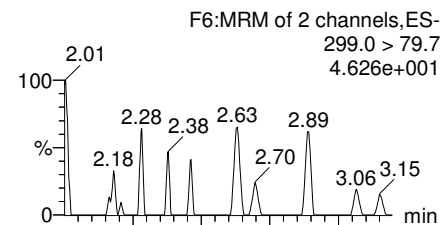
Last Altered: Tuesday, March 06, 2018 11:22:55 Pacific Standard Time  
Printed: Tuesday, March 06, 2018 11:25:27 Pacific Standard Time

Method: Z:\Projects\PFAS.PRO\MethDB\PFAS\_FULL\_80C\_022718.mdb 28 Feb 2018 13:19:45

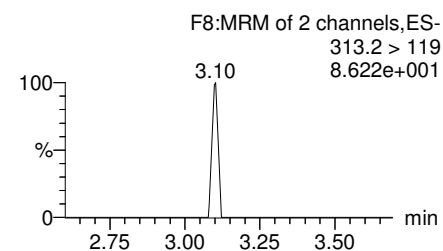
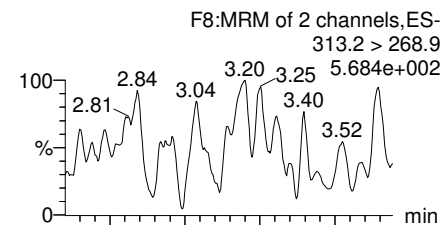
Calibration: Z:\Projects\PFAS.PRO\CurveDB\C18\_VAL-PFAS\_Q4\_03-01-18-FULL.cdb 05 Mar 2018 08:17:35

Name: 180301M1\_37, Date: 02-Mar-2018, Time: 07:33:13, ID: 1800329-08 OF-RW08-EFF01-0218 0.12262, Description: OF-RW08-EFF01-0218

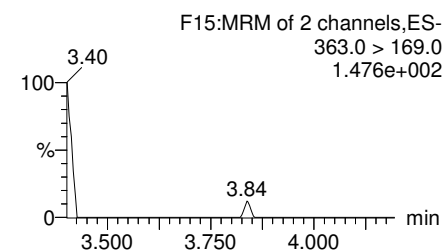
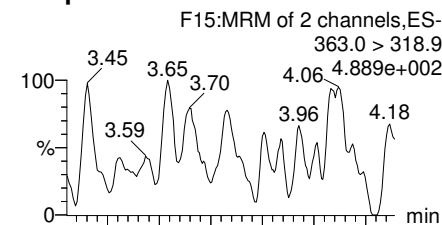
**PFBS**



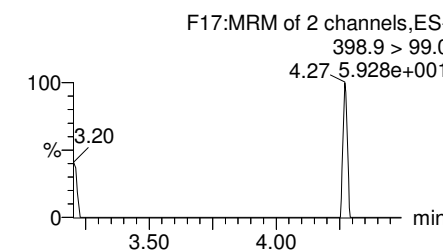
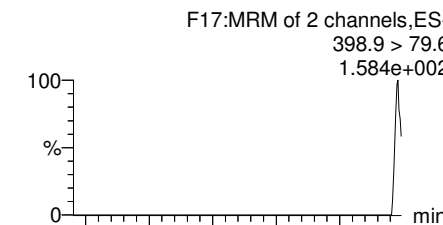
**PFHxA**



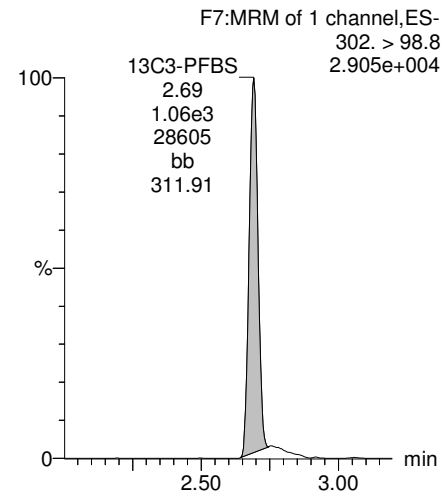
**PFHpA**



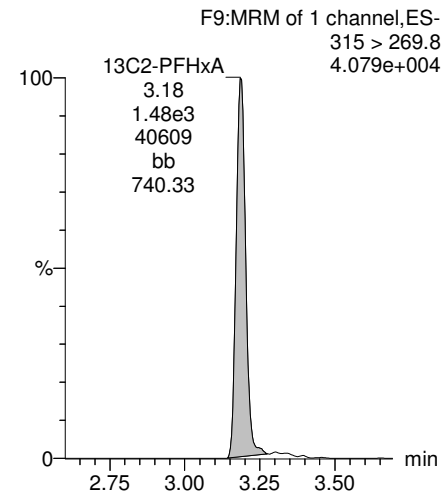
**Total PFHxS**



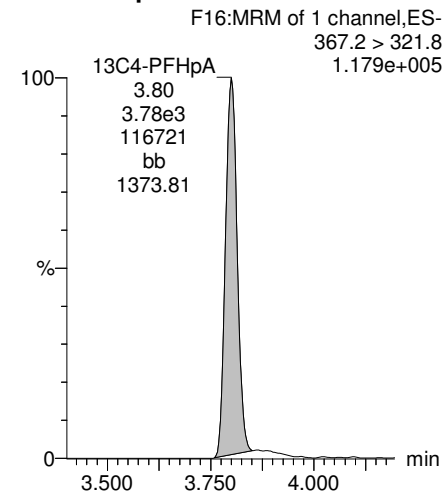
**13C3-PFBS**



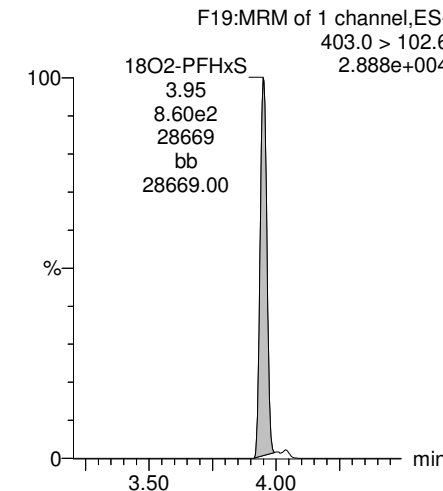
**13C2-PFHxA**



**13C4-PFHpA**



**18O2-PFHxS**



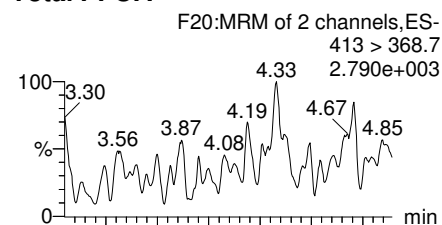
Dataset: Z:\Projects\PFAS.PRO\Results\180301M1\180301M1-37.qld

Last Altered: Tuesday, March 06, 2018 11:22:55 Pacific Standard Time

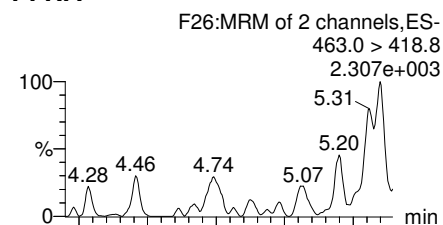
Printed: Tuesday, March 06, 2018 11:25:27 Pacific Standard Time

Name: 180301M1\_37, Date: 02-Mar-2018, Time: 07:33:13, ID: 1800329-08 OF-RW08-EFF01-0218 0.12262, Description: OF-RW08-EFF01-0218

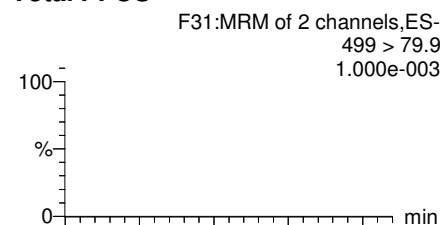
**Total PFOA**



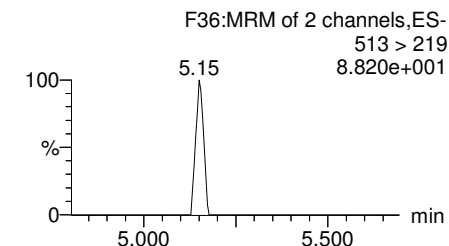
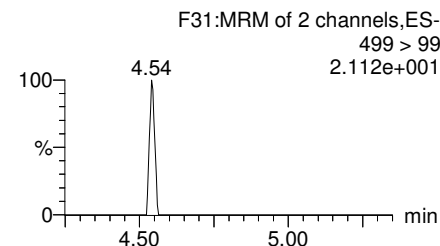
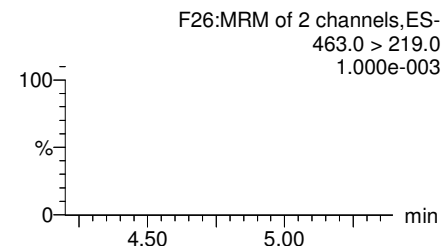
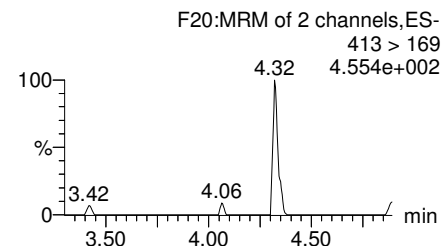
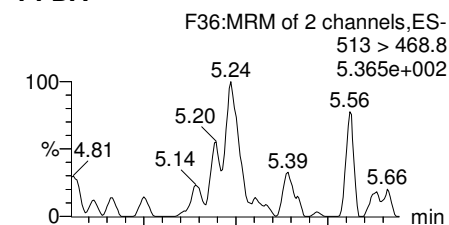
**PFNA**



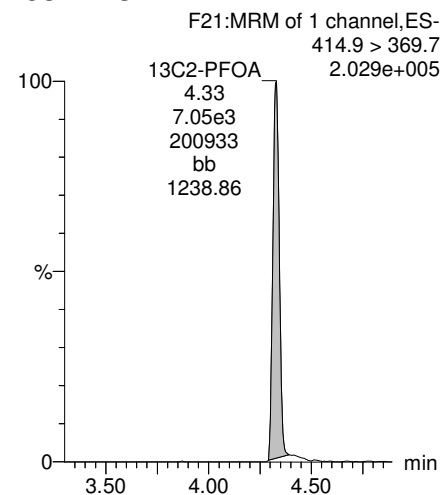
**Total PFOS**



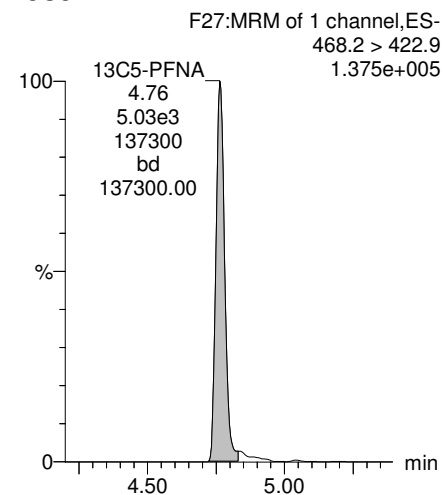
**PFDA**



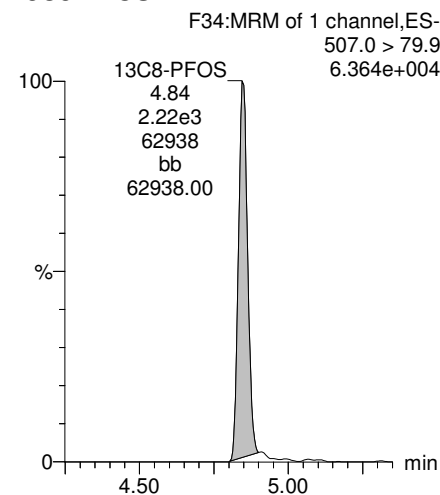
**13C2-PFOA**



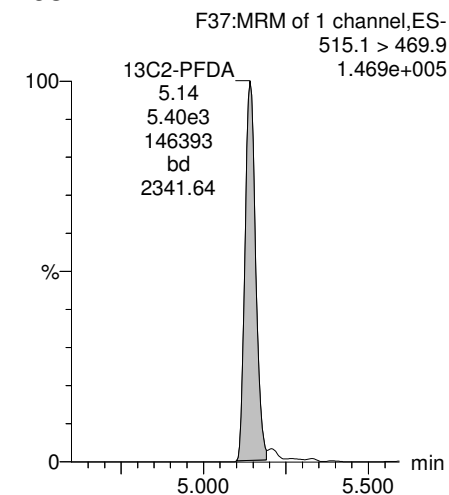
**13C5-PFNA**



**13C8-PFOS**



**13C2-PFDA**





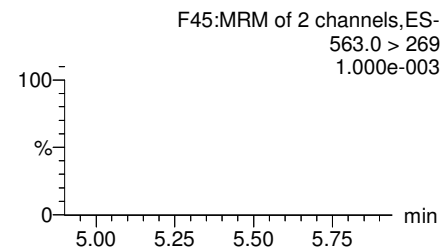
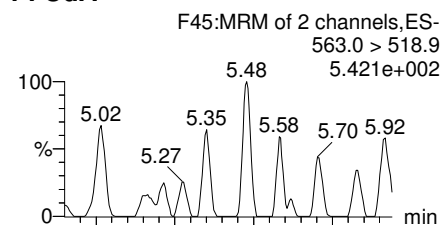
Dataset: Z:\Projects\PFAS.PRO\Results\180301M1\180301M1-37.qld

Last Altered: Tuesday, March 06, 2018 11:22:55 Pacific Standard Time

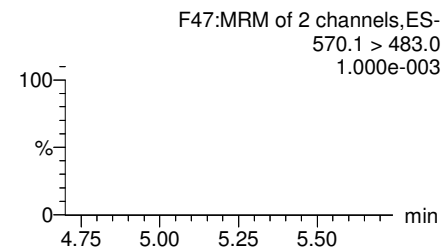
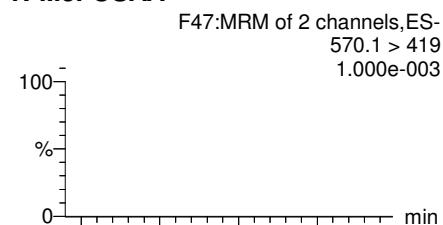
Printed: Tuesday, March 06, 2018 11:25:27 Pacific Standard Time

Name: 180301M1\_37, Date: 02-Mar-2018, Time: 07:33:13, ID: 1800329-08 OF-RW08-EFF01-0218 0.12262, Description: OF-RW08-EFF01-0218

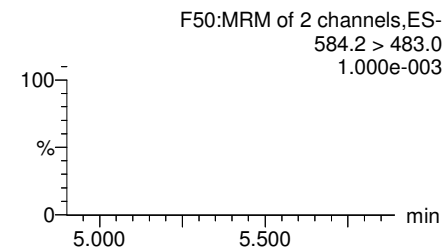
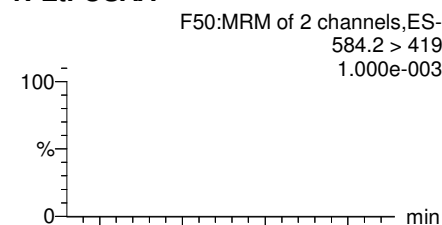
**PFUdA**



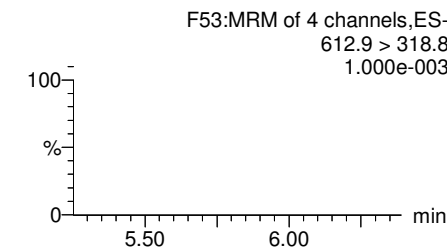
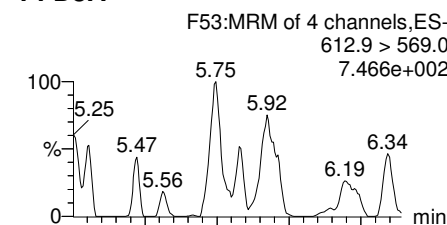
**N-MeFOSAA**



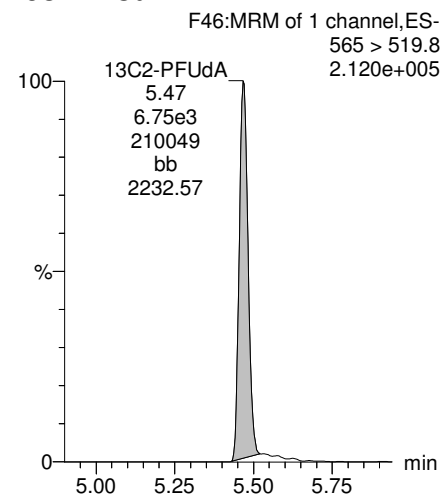
**N-EtFOSAA**



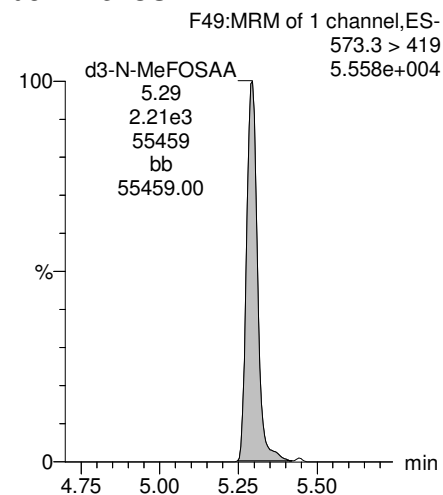
**PFDaA**



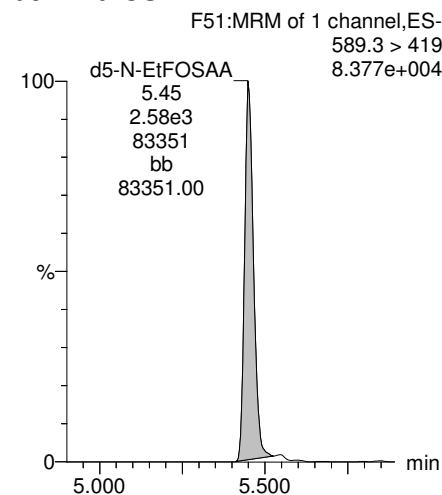
**13C2-PFUdA**



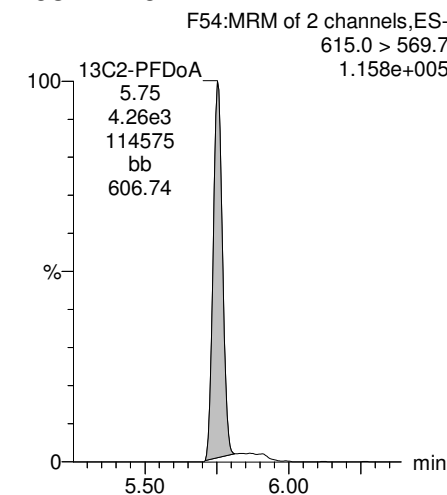
**d3-N-MeFOSAA**



**d5-N-EtFOSAA**



**13C2-PFDaA**



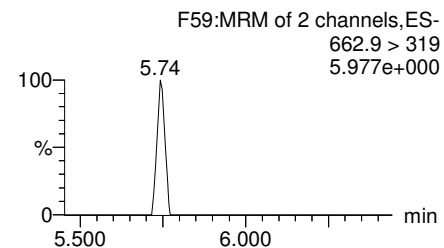
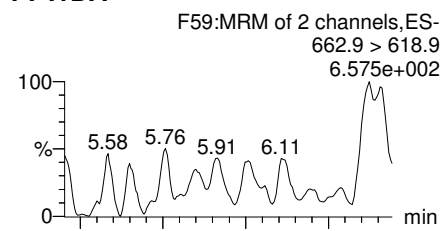
Dataset: Z:\Projects\PFAS.PRO\Results\180301M1\180301M1-37.qld

Last Altered: Tuesday, March 06, 2018 11:22:55 Pacific Standard Time

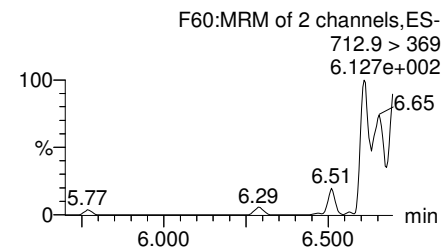
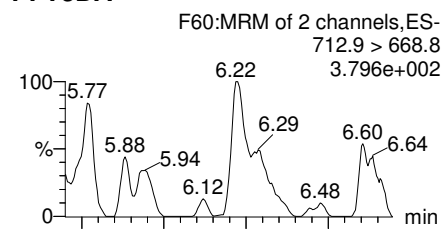
Printed: Tuesday, March 06, 2018 11:25:27 Pacific Standard Time

Name: 180301M1\_37, Date: 02-Mar-2018, Time: 07:33:13, ID: 1800329-08 OF-RW08-EFF01-0218 0.12262, Description: OF-RW08-EFF01-0218

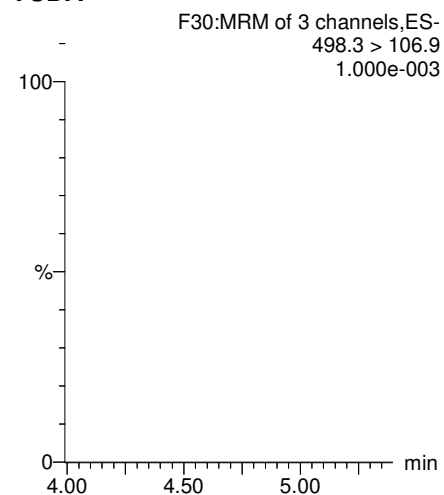
**PFTrDA**



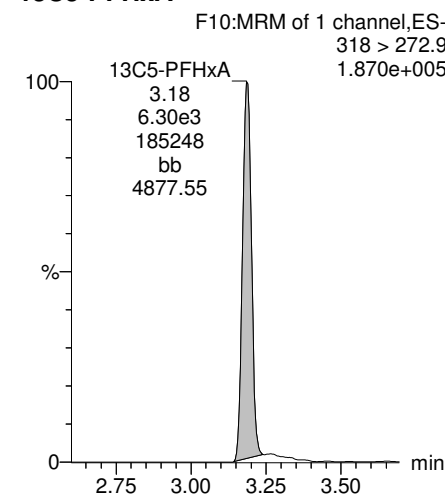
**PFTeDA**



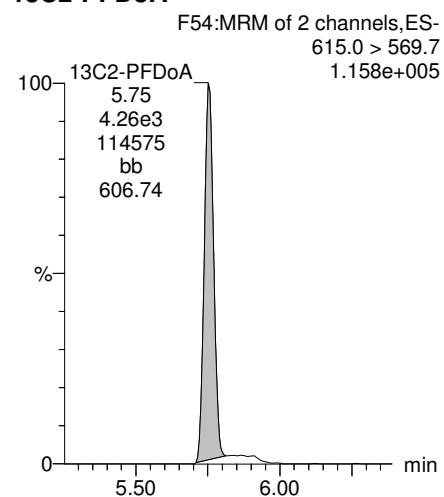
**TCDA**



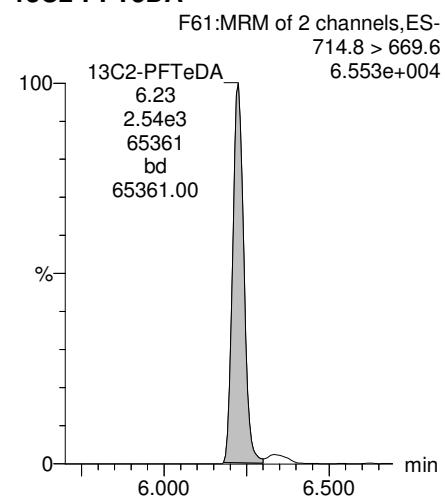
**13C5-PFHxA**



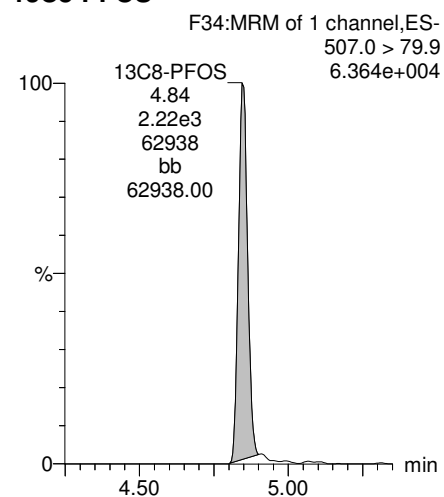
**13C2-PFDoA**



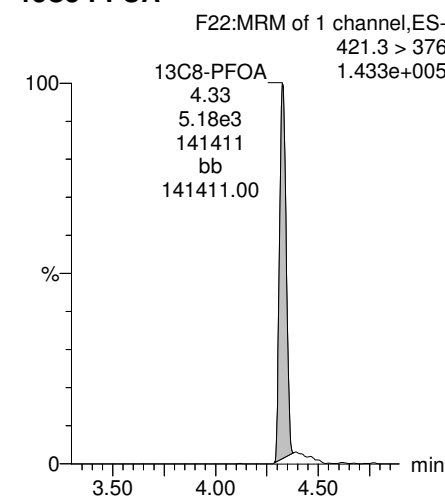
**13C2-PFTeDA**



**13C8-PFOS**



**13C8-PFOA**



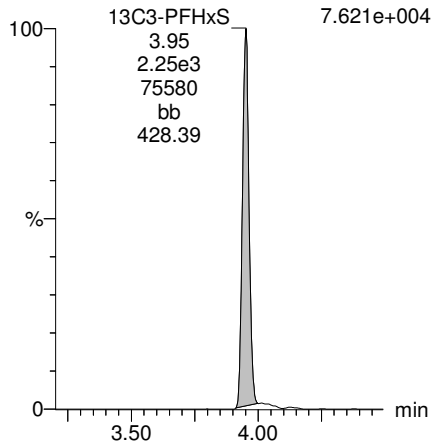
Dataset: Z:\Projects\PFAS.PRO\Results\180301M1\180301M1-37.qld

Last Altered: Tuesday, March 06, 2018 11:22:55 Pacific Standard Time  
Printed: Tuesday, March 06, 2018 11:25:27 Pacific Standard Time

Name: 180301M1\_37, Date: 02-Mar-2018, Time: 07:33:13, ID: 1800329-08 OF-RW08-EFF01-0218 0.12262, Description: OF-RW08-EFF01-0218

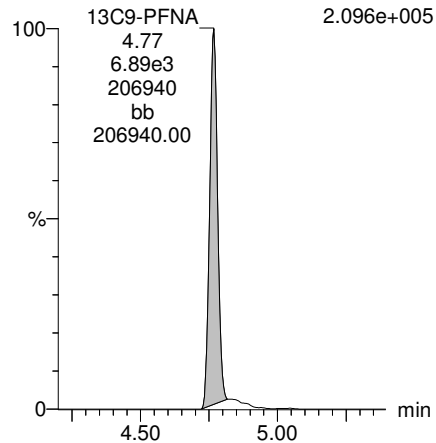
### 13C3-PFHxS

F18:MRM of 1 channel,ES-  
401.9 > 79.9  
7.621e+004



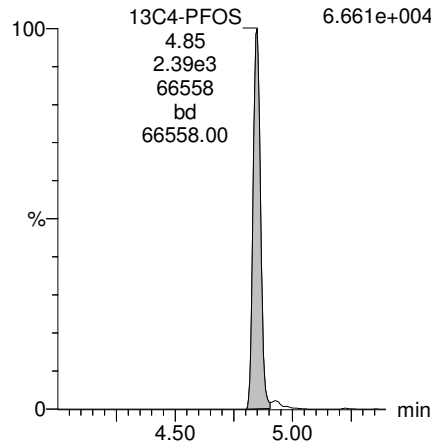
### 13C9-PFNA

F28:MRM of 1 channel,ES-  
472.2 > 426.9  
2.096e+005



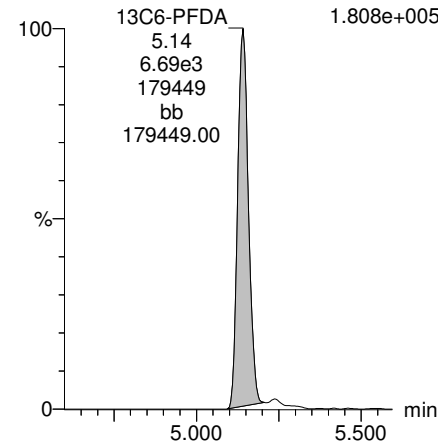
### 13C4-PFOS

F32:MRM of 1 channel,ES-  
503 > 79.9  
6.661e+004



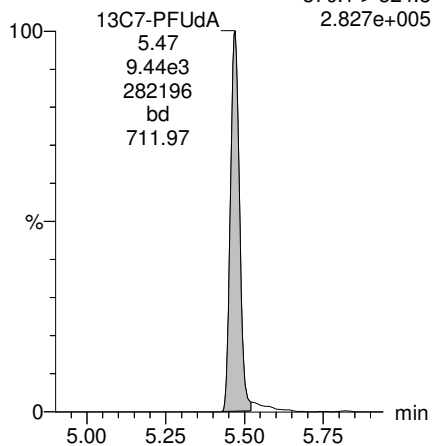
### 13C6-PFDA

F39:MRM of 1 channel,ES-  
519.1 > 473.7  
1.808e+005



### 13C7-PFUDa

F48:MRM of 1 channel,ES-  
570.1 > 524.8  
2.827e+005



Vista Analytical Laboratory

Dataset: Z:\Projects\PFAS.PRO\Results\180301M1\180301M1-25.qld

Last Altered: Tuesday, March 06, 2018 10:30:42 Pacific Standard Time

Printed: Tuesday, March 06, 2018 10:31:13 Pacific Standard Time

Reviewed: CT 3/12/2018

Method: Z:\Projects\PFAS.PRO\MethDB\PFAS\_FULL\_80C\_022718.mdb 28 Feb 2018 13:19:45

Calibration: Z:\Projects\PFAS.PRO\CurveDB\C18\_VAL-PFAS\_Q4\_03-01-18-FULL.cdb 05 Mar 2018 08:17:35

Name: 180301M1\_25, Date: 02-Mar-2018, Time: 05:15:33, ID: B8B0131-MS1 Matrix Spike 0.12126, Description: Matrix Spike

	# Name	Trace	Area	IS Area	Wt./Vol.	RRF	Pred.RT	RT	y Axis Resp.	Conc.	%Rec
1	3 PFBS	299.0 > 79.7	1.65e3	1.12e3	0.121		2.60	2.70	18.4	84.3334	
2	5 PFHxA	313.2 > 268.9	4.59e3	1.47e3	0.121		3.19	3.19	15.6	83.7807	
3	7 PFHpA	363.0 > 318.9	3.73e3	3.55e3	0.121		3.81	3.81	13.1	79.2304	
4	8 L-PFHxS	398.9 > 79.6	1.22e3	8.96e2	0.121		4.17	3.95	17.1	83.6667	
5	11 L-PFOA	413 > 368.7	4.53e3	5.23e3	0.121		4.40	4.33	10.8	91.5963	
6	14 PFNA	463.0 > 418.8	4.72e3	4.93e3	0.121		4.76	4.77	12.0	69.1238	
7	16 L-PFOS	499 > 79.9	2.10e3	2.35e3	0.121		4.90	4.85	11.2	83.2825	
8	18 PFDA	513 > 468.8	6.11e3	5.39e3	0.121		5.14	5.15	14.2	78.7912	
9	21 N-MeFOSAA	570.1 > 419	2.67e3	2.10e3	0.121		5.29	5.30	15.9	88.9637	
10	22 N-EtFOSAA	584.2 > 419	1.93e3	2.34e3	0.121		5.45	5.46	10.3	87.6803	
11	23 PFUdA	563.0 > 518.9	4.29e3	5.09e3	0.121		5.46	5.48	10.6	82.5580	

Dataset: Z:\Projects\PFAS.PRO\Results\180301M1\180301M1-25.qld

Last Altered: Tuesday, March 06, 2018 10:30:42 Pacific Standard Time

Printed: Tuesday, March 06, 2018 10:31:19 Pacific Standard Time

Reviewed: CT 3/12/2018

Method: Z:\Projects\PFAS.PRO\MethDB\PFAS\_FULL\_80C\_022718.mdb 28 Feb 2018 13:19:45

Calibration: Z:\Projects\PFAS.PRO\CurveDB\C18\_VAL-PFAS\_Q4\_03-01-18-FULL.cdb 05 Mar 2018 08:17:35

Name: 180301M1\_25, Date: 02-Mar-2018, Time: 05:15:33, ID: B8B0131-MS1 Matrix Spike 0.12126, Description: Matrix Spike

#	Name	Trace	Area	IS Area	Wt./Vol.	RRF	Pred.RT	RT	y Axis Resp.	Conc.	%Rec
1	25 PFDaA	612.9 > 569.0	5.26e3	4.81e3	0.121		5.74	5.76	13.7	84.4864	
2	27 PFTeDA	662.9 > 618.9	5.77e3	4.81e3	0.121		5.98	6.01	15.0	81.6030	
3	28 PFTeDA	712.9 > 668.8	4.81e3	3.23e3	0.121		6.20	6.24	18.6	56.5390	
4	36 13C3-PFBS	302. > 98.8	1.12e3	4.65e3	0.121	0.125	2.69	2.70	3.02	199.6018	193.6
5	37 13C2-PFHxA	315 > 269.8	1.47e3	4.65e3	0.121	0.722	3.19	3.19	3.94	45.0280	109.2
6	38 13C4-PFHpA	367.2 > 321.8	3.55e3	4.65e3	0.121	0.687	3.81	3.81	9.54	114.4727	111.0
7	39 18O2-PFHxS	403.0 > 102.6	8.96e2	2.40e3	0.121	0.367	3.96	3.96	4.67	104.9352	101.8
8	40 13C2-PFOA	414.9 > 369.7	5.23e3	4.90e3	0.121	1.260	4.33	4.33	13.3	87.3516	84.7
9	41 13C5-PFNA	468.2 > 422.9	4.93e3	5.73e3	0.121	0.959	4.76	4.77	10.7	92.3692	89.6
10	42 13C8-PFOA	506.1 > 77.7	9.05e2	8.49e3	0.121	0.229	4.83	4.84	1.33	47.9813	46.5
11	43 13C8-PFOS	507.0 > 79.9	2.35e3	2.31e3	0.121	1.053	4.84	4.85	12.7	99.5990	96.6
12	44 13C2-PFDA	515.1 > 469.9	5.39e3	7.46e3	0.121	0.977	5.14	5.15	9.03	76.2296	73.9
13	45 d3-N-MeFOSAA	573.3 > 419	2.10e3	8.49e3	0.121	0.384	5.29	5.30	3.08	66.1593	64.2
14	46 d5-N-EtFOSAA	589.3 > 419	2.34e3	8.49e3	0.121	0.403	5.45	5.46	3.45	70.6126	68.5
15	47 13C2-PFUdA	565 > 519.8	5.09e3	8.49e3	0.121	1.019	5.46	5.47	7.49	60.5616	58.7
16	48 13C2-PFDoA	615.0 > 569.7	4.81e3	8.49e3	0.121	0.908	5.74	5.76	7.08	64.2806	62.4
17	49 d3-N-MeFOSA	515.2 > 168.9		8.49e3	0.121	0.117	5.84				
18	50 13C2-PFTeDA	714.8 > 669.6	3.23e3	8.49e3	0.121	0.414	6.20	6.23	4.76	94.8436	92.0
19	51 d5-N-ETFOSA	531.1 > 168.9		8.49e3	0.121	0.181	6.22				
20	52 13C2-PFHxDA	815 > 769.7	2.84e3	8.49e3	0.121	0.782	6.51	6.57	4.18	44.0796	106.9
21	53 d7-N-MeFOSE	623.1 > 58.9		8.49e3	0.121	0.172	6.31				
22	54 d9-N-EtFOSE	639.2 > 58.8		8.49e3	0.121	0.146	6.45				
23	55 13C4-PFBA	217. > 171.8	4.20e3	4.20e3	0.121	1.000	1.46	1.45	12.5	103.0843	100.0
24	56 13C5-PFHxA	318 > 272.9	4.65e3	4.65e3	0.121	1.000	3.19	3.19	12.5	103.0843	100.0
25	57 13C3-PFHxS	401.9 > 79.9	2.40e3	2.40e3	0.121	1.000	3.96	3.95	12.5	103.0843	100.0
26	58 13C8-PFOA	421.3 > 376	4.90e3	4.90e3	0.121	1.000	4.33	4.33	12.5	103.0843	100.0
27	59 13C9-PFNA	472.2 > 426.9	5.73e3	5.73e3	0.121	1.000	4.70	4.77	12.5	103.0843	100.0
28	60 13C4-PFOS	503 > 79.9	2.31e3	2.31e3	0.121	1.000	4.84	4.85	12.5	103.0843	100.0
29	61 13C6-PFDA	519.1 > 473.7	7.46e3	7.46e3	0.121	1.000	5.14	5.15	12.5	103.0843	100.0
30	62 13C7-PFUdA	570.1 > 524.8	8.49e3	8.49e3	0.121	1.000	5.46	5.47	12.5	103.0843	100.0
31	63 Total PFHxS	398.9 > 79.6	1.22e3	8.96e2	0.121		3.85		17.1	83.6667	
32	64 Total PFOA	413 > 368.7	4.53e3	5.23e3	0.121		4.21		10.8	91.5963	

AD 3/6/2018

Vista Analytical Laboratory

Dataset: Z:\Projects\PFAS.PRO\Results\180301M1\180301M1-25.qld

Last Altered: Tuesday, March 06, 2018 10:30:42 Pacific Standard Time

Printed: Tuesday, March 06, 2018 10:31:19 Pacific Standard Time

Reviewed: CT 3/12/2018

Name: 180301M1\_25, Date: 02-Mar-2018, Time: 05:15:33, ID: B8B0131-MS1 Matrix Spike 0.12126, Description: Matrix Spike

	# Name	Trace	Area	IS Area	Wt./Vol.	RRF	Pred.RT	RT	y Axis Resp.	Conc.	%Rec
33	65 Total PFOS	499 > 79.9	2.10e3	2.35e3	0.121		4.73		11.2	83.2825	
34	66 Total N-MeFOSAA	570.1 > 419	2.67e3	2.10e3	0.121		5.29		15.9	88.9637	
35	67 Total N-EtFOSAA	584.2 > 419	1.93e3	2.34e3	0.121		5.45		10.3	87.6803	

Dataset: Z:\Projects\PFAS.PRO\Results\180301M1\180301M1-25.qld

Last Altered: Tuesday, March 06, 2018 10:30:42 Pacific Standard Time  
Printed: Tuesday, March 06, 2018 10:31:19 Pacific Standard Time

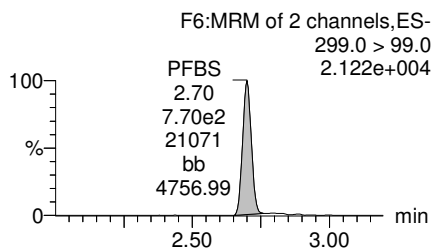
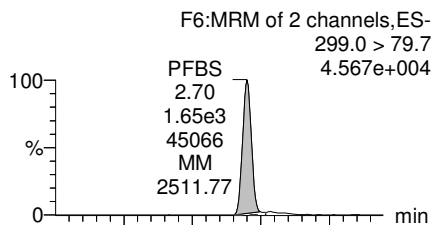
Reviewed: CT 3/12/2018

Method: Z:\Projects\PFAS.PRO\MethDB\PFAS\_FULL\_80C\_022718.mdb 28 Feb 2018 13:19:45

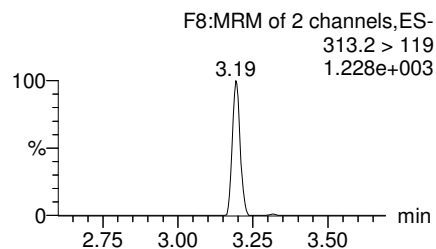
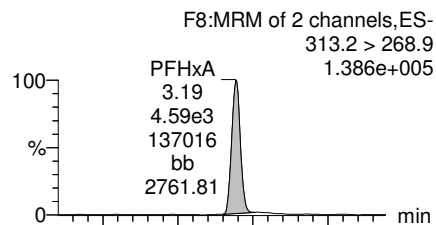
Calibration: Z:\Projects\PFAS.PRO\CurveDB\C18\_VAL-PFAS\_Q4\_03-01-18-FULL.cdb 05 Mar 2018 08:17:35

Name: 180301M1\_25, Date: 02-Mar-2018, Time: 05:15:33, ID: B8B0131-MS1 Matrix Spike 0.12126, Description: Matrix Spike

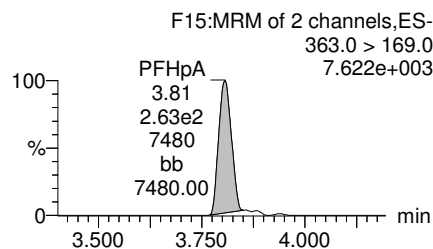
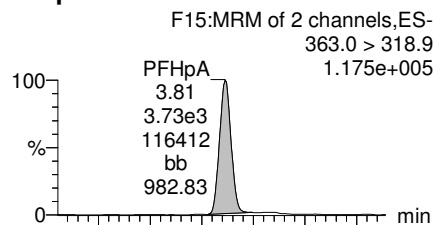
**PFBS**



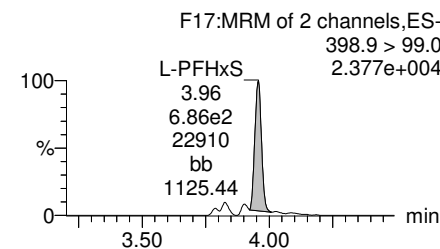
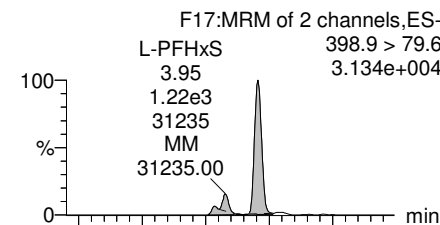
**PFHxA**



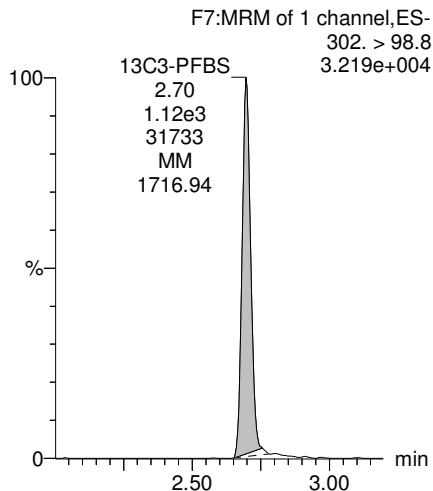
**PFHpA**



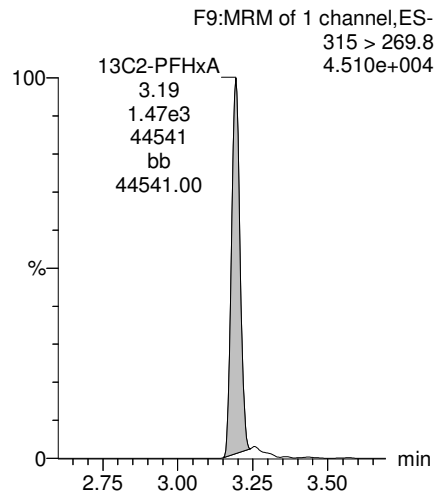
**Total PFHxS**



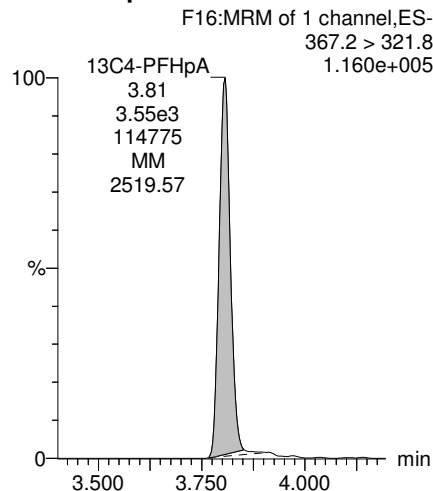
**13C3-PFBS**



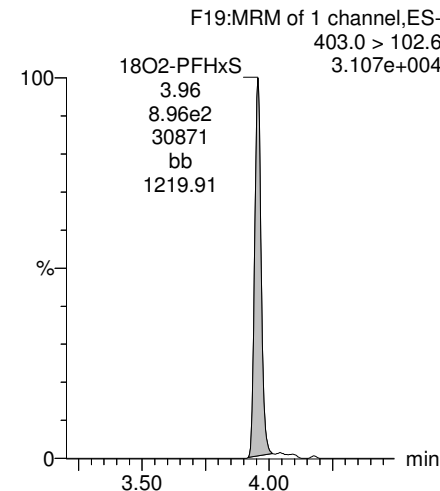
**13C2-PFHxA**



**13C4-PFHpA**



**18O2-PFHxS**



Dataset: Z:\Projects\PFAS.PRO\Results\180301M1\180301M1-25.qld

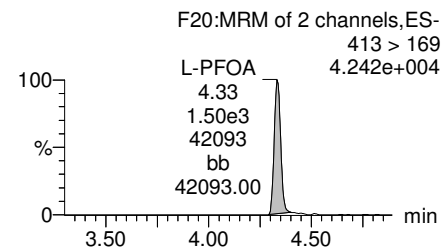
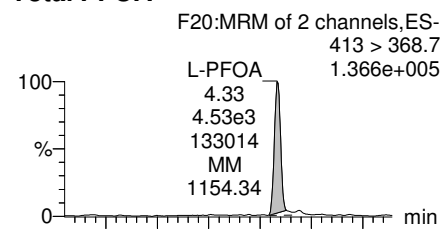
Last Altered: Tuesday, March 06, 2018 10:30:42 Pacific Standard Time

Printed: Tuesday, March 06, 2018 10:31:19 Pacific Standard Time

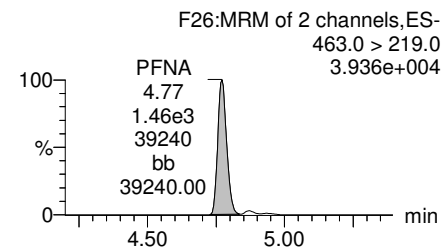
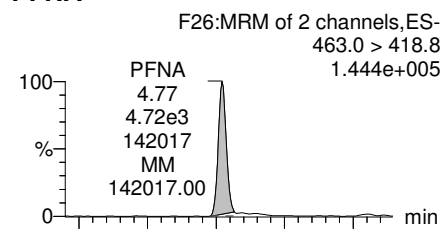
Reviewed: CT 3/12/2018

Name: 180301M1\_25, Date: 02-Mar-2018, Time: 05:15:33, ID: B8B0131-MS1 Matrix Spike 0.12126, Description: Matrix Spike

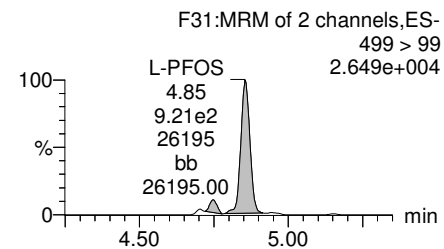
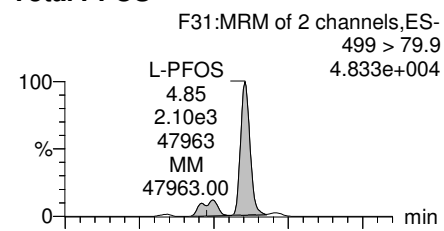
**Total PFOA**



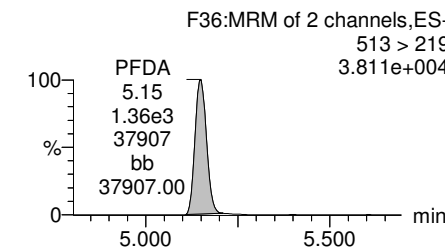
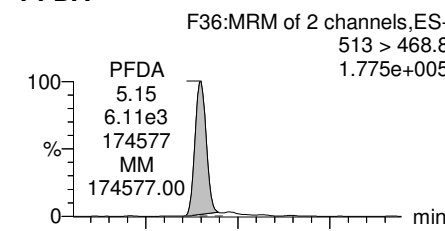
**PFNA**



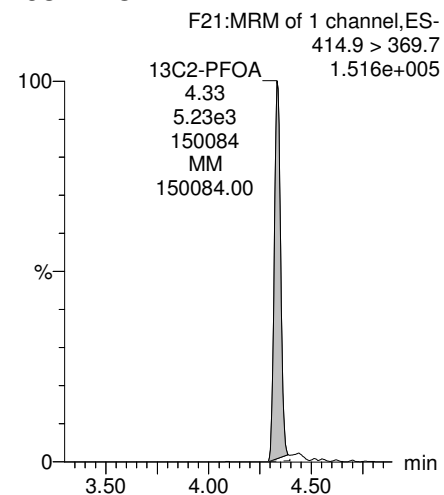
**Total PFOS**



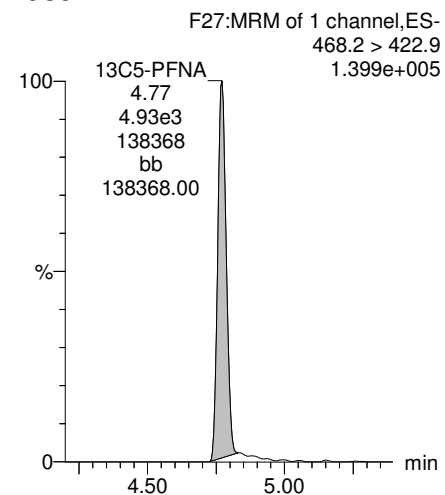
**PFDA**



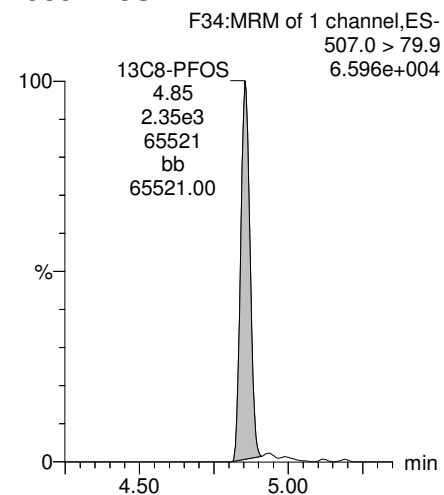
**13C2-PFOA**



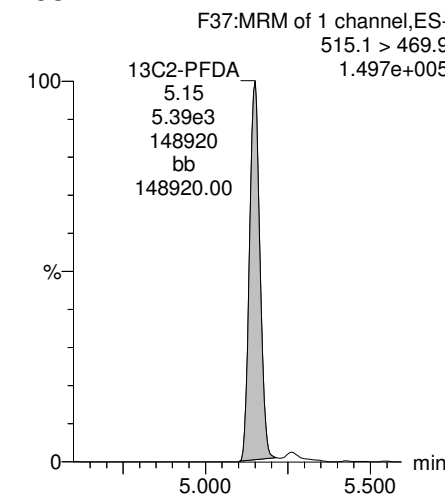
**13C5-PFNA**



**13C8-PFOS**



**13C2-PFDA**





Dataset: Z:\Projects\PFAS.PRO\Results\180301M1\180301M1-25.qld

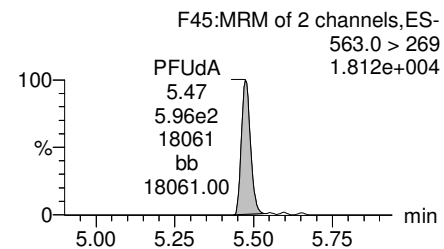
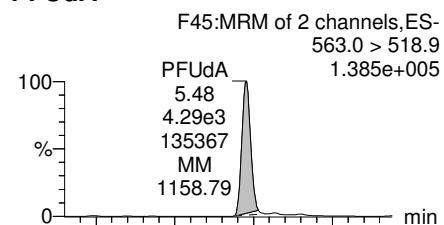
Last Altered: Tuesday, March 06, 2018 10:30:42 Pacific Standard Time

Printed: Tuesday, March 06, 2018 10:31:19 Pacific Standard Time

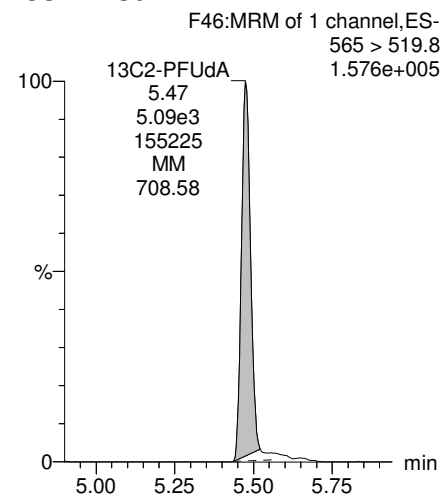
Reviewed: CT 3/12/2018

Name: 180301M1\_25, Date: 02-Mar-2018, Time: 05:15:33, ID: B8B0131-MS1 Matrix Spike 0.12126, Description: Matrix Spike

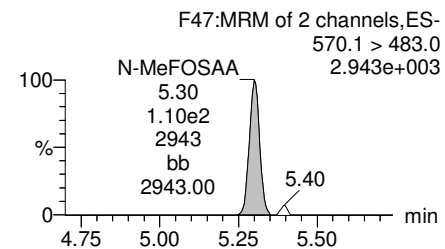
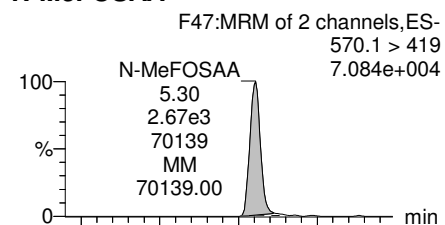
**PFUdA**



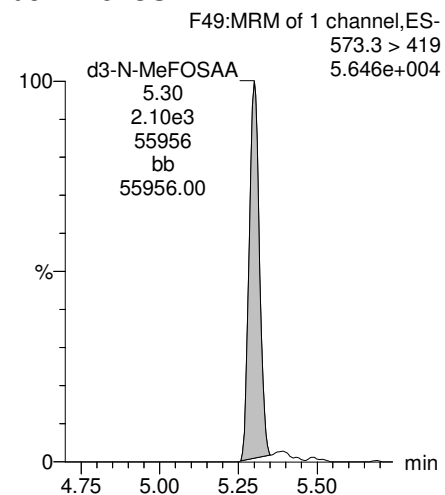
**13C2-PFUdA**



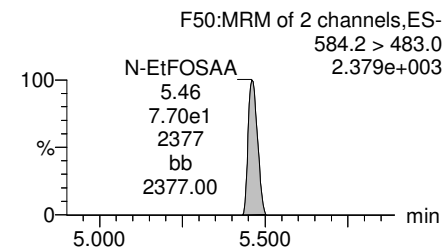
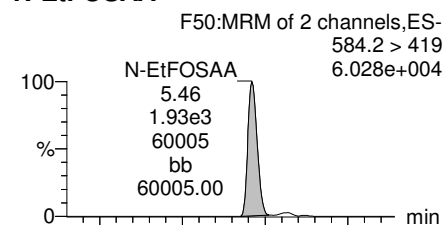
**N-MeFOSAA**



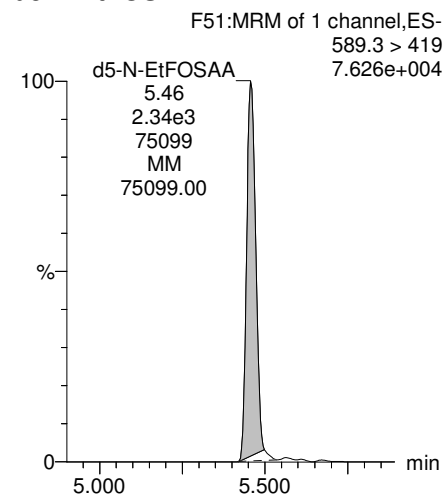
**d3-N-MeFOSAA**



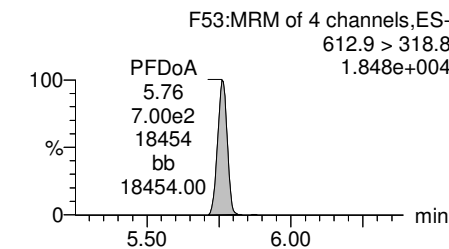
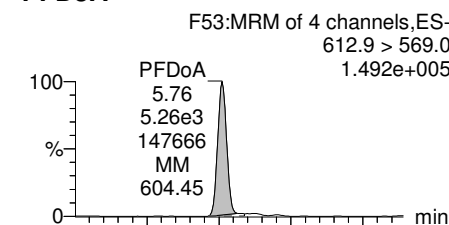
**N-EtFOSAA**



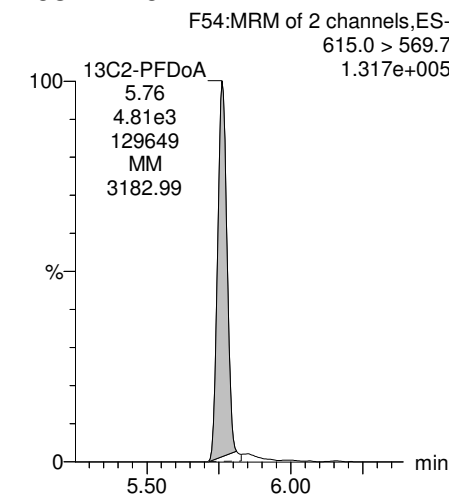
**d5-N-EtFOSAA**



**PFDoA**



**13C2-PFDoA**

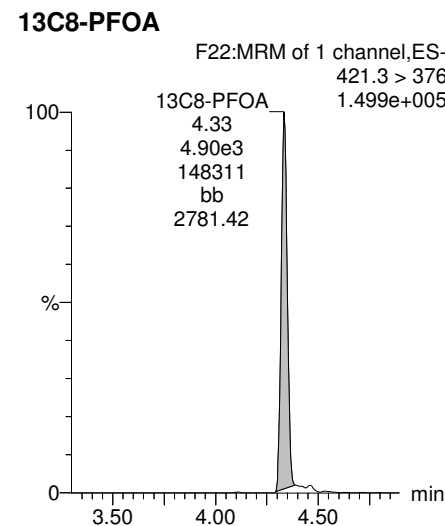
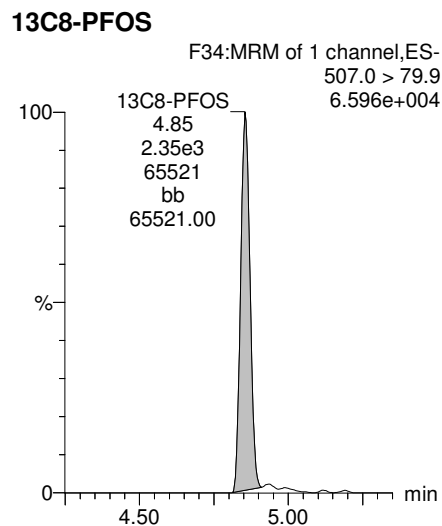
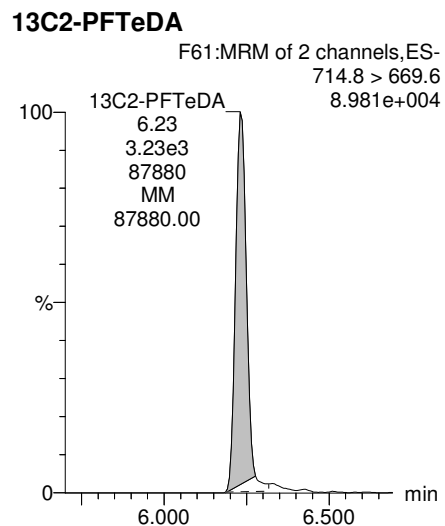
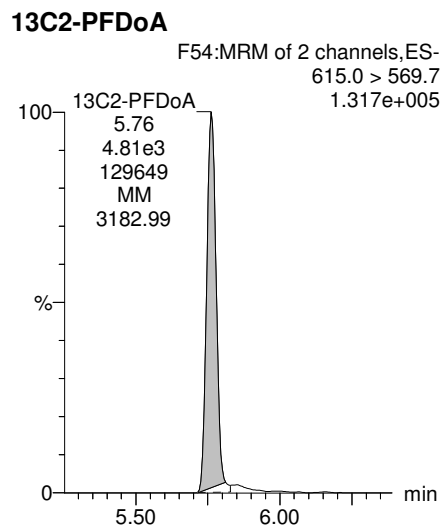
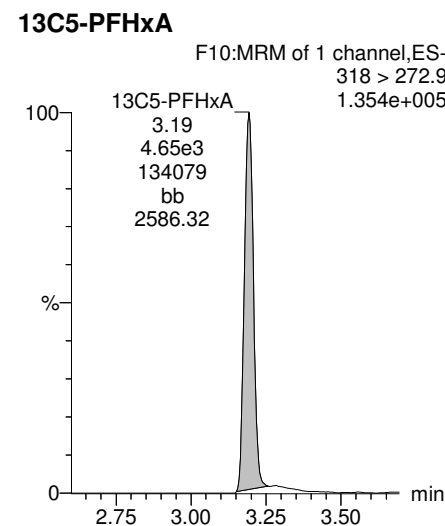
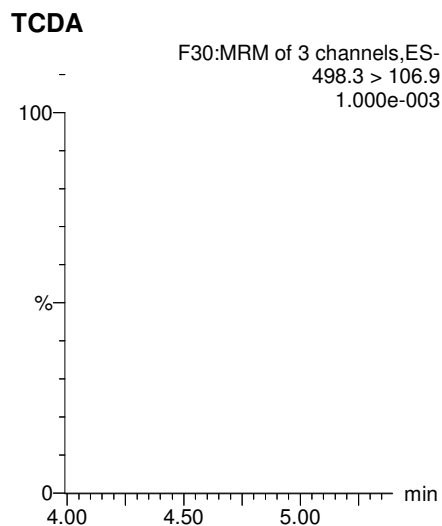
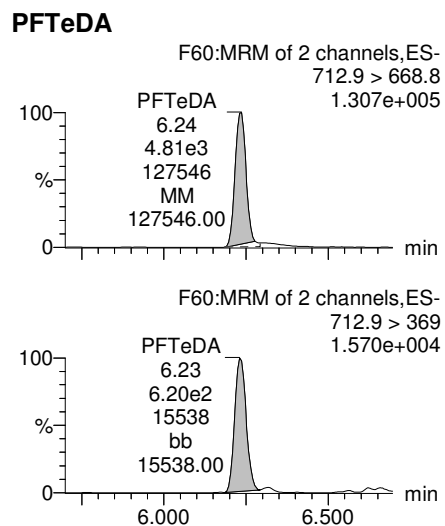
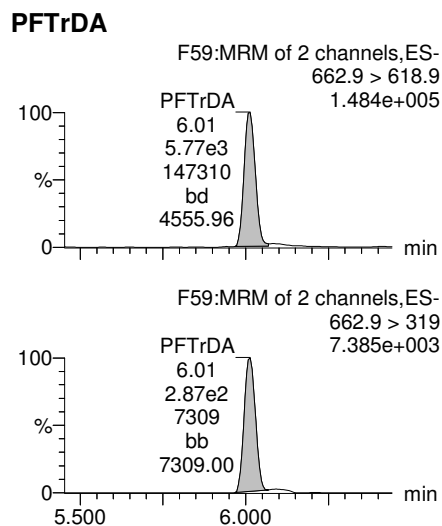


Dataset: Z:\Projects\PFAS.PRO\Results\180301M1\180301M1-25.qld

Last Altered: Tuesday, March 06, 2018 10:30:42 Pacific Standard Time  
Printed: Tuesday, March 06, 2018 10:31:19 Pacific Standard Time

Reviewed: CT 3/12/2018

Name: 180301M1\_25, Date: 02-Mar-2018, Time: 05:15:33, ID: B8B0131-MS1 Matrix Spike 0.12126, Description: Matrix Spike



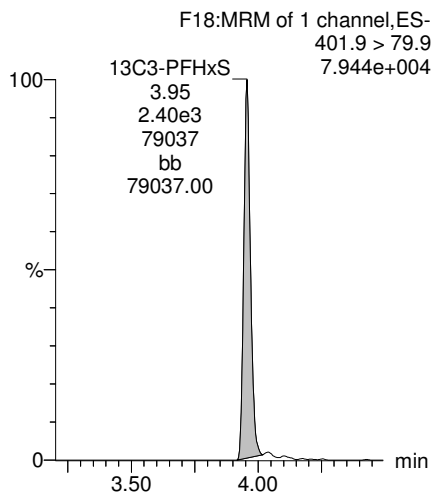
Dataset: Z:\Projects\PFAS.PRO\Results\180301M1\180301M1-25.qld

Last Altered: Tuesday, March 06, 2018 10:30:42 Pacific Standard Time  
Printed: Tuesday, March 06, 2018 10:31:19 Pacific Standard Time

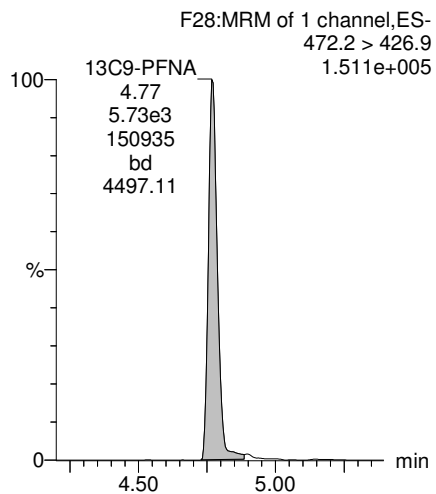
Reviewed: CT 3/12/2018

Name: 180301M1\_25, Date: 02-Mar-2018, Time: 05:15:33, ID: B8B0131-MS1 Matrix Spike 0.12126, Description: Matrix Spike

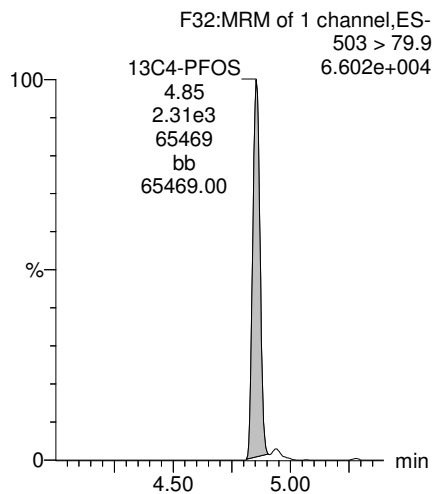
### 13C3-PFHxS



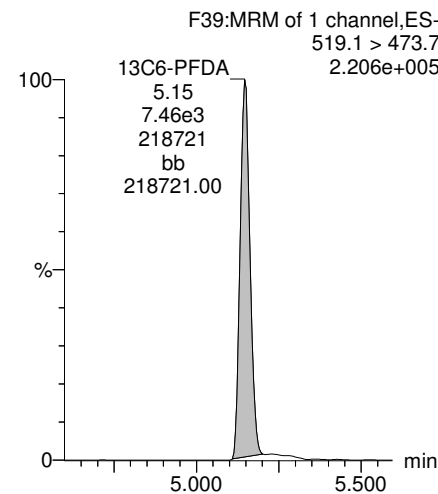
### 13C9-PFNA



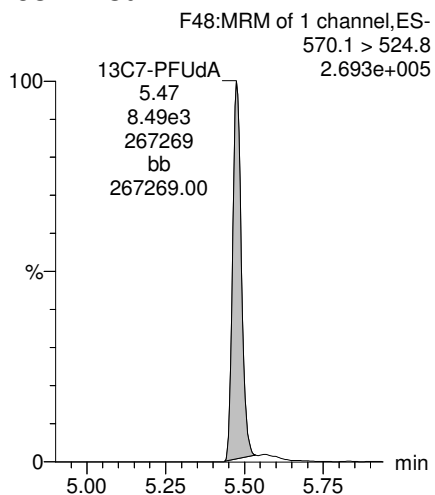
### 13C4-PFOS



### 13C6-PFDA



### 13C7-PFUdA



Dataset: Z:\Projects\PFAS.PRO\Results\180301M1\180301M1-26.qld

Last Altered: Tuesday, March 06, 2018 10:39:48 Pacific Standard Time

Printed: Tuesday, March 06, 2018 10:40:27 Pacific Standard Time

Reviewed: CT 3/12/2018

Method: Z:\Projects\PFAS.PRO\MethDB\PFAS\_FULL\_80C\_022718.mdb 28 Feb 2018 13:19:45

Calibration: Z:\Projects\PFAS.PRO\CurveDB\C18\_VAL-PFAS\_Q4\_03-01-18-FULL.cdb 05 Mar 2018 08:17:35

Name: 180301M1\_26, Date: 02-Mar-2018, Time: 05:27:03, ID: B8B0131-MSD1 Matrix Spike Dup 0.11914, Description: Matrix Spike Dup

	# Name	Trace	Area	IS Area	Wt./Vol.	RRF	Pred.RT	RT	y Axis Resp.	Conc.	%Rec
1	3 PFBS	299.0 > 79.7	1.62e3	1.14e3	0.119		2.60	2.70	17.8	83.3063	
2	5 PFHxA	313.2 > 268.9	4.86e3	1.74e3	0.119		3.19	3.20	13.9	75.9054	
3	7 PFHpA	363.0 > 318.9	4.26e3	4.00e3	0.119		3.81	3.81	13.3	81.6356	
4	8 L-PFHxS	398.9 > 79.6	1.16e3	7.81e2	0.119		4.17	3.96	18.6	92.9712	
5	11 L-PFOA	413 > 368.7	5.37e3	6.69e3	0.119		4.40	4.34	10.0	86.4439	
6	14 PFNA	463.0 > 418.8	5.69e3	4.96e3	0.119		4.76	4.77	14.3	84.2183	
7	16 L-PFOS	499 > 79.9	2.14e3	2.08e3	0.119		4.90	4.85	12.9	97.4707	
8	18 PFDA	513 > 468.8	6.17e3	5.56e3	0.119		5.14	5.15	13.9	78.5164	
9	21 N-MeFOSAA	570.1 > 419	3.10e3	2.53e3	0.119		5.29	5.30	15.3	87.0646	
10	22 N-EtFOSAA	584.2 > 419	2.49e3	2.91e3	0.119		5.45	5.46	10.7	92.7554	
11	23 PFUdA	563.0 > 518.9	5.50e3	6.95e3	0.119		5.46	5.47	9.88	78.6968	

Dataset: Z:\Projects\PFAS.PRO\Results\180301M1\180301M1-26.qld

Last Altered: Tuesday, March 06, 2018 10:39:48 Pacific Standard Time

Printed: Tuesday, March 06, 2018 10:40:16 Pacific Standard Time

Reviewed: CT 3/12/2018

Method: Z:\Projects\PFAS.PRO\MethDB\PFAS\_FULL\_80C\_022718.mdb 28 Feb 2018 13:19:45

Calibration: Z:\Projects\PFAS.PRO\CurveDB\C18\_VAL-PFAS\_Q4\_03-01-18-FULL.cdb 05 Mar 2018 08:17:35

Name: 180301M1\_26, Date: 02-Mar-2018, Time: 05:27:03, ID: B8B0131-MSD1 Matrix Spike Dup 0.11914, Description: Matrix Spike Dup

#	Name	Trace	Area	IS Area	Wt./Vol.	RRF	Pred.RT	RT	y Axis Resp.	Conc.	%Rec
1	25 PFDoA	612.9 > 569.0	6.15e3	6.34e3	0.119		5.74	5.76	12.1	76.2696	
2	27 PFTrDA	662.9 > 618.9	5.80e3	6.34e3	0.119		5.98	6.01	11.4	63.3001	
3	28 PFTeDA	712.9 > 668.8	5.49e3	3.71e3	0.119		6.20	6.23	18.5	57.2351	
4	36 13C3-PFBS	302. > 98.8	1.14e3	6.44e3	0.119	0.125	2.69	2.70	2.20	148.1847	141.2
5	37 13C2-PFHxA	315 > 269.8	1.74e3	6.44e3	0.119	0.722	3.19	3.20	3.38	39.2621	93.6
6	38 13C4-PFHpA	367.2 > 321.8	4.00e3	6.44e3	0.119	0.687	3.81	3.81	7.76	94.8550	90.4
7	39 18O2-PFHxS	403.0 > 102.6	7.81e2	2.24e3	0.119	0.367	3.96	3.96	4.35	99.5527	94.9
8	40 13C2-PFOA	414.9 > 369.7	6.69e3	5.15e3	0.119	1.260	4.33	4.33	16.2	108.1606	103.1
9	41 13C5-PFNA	468.2 > 422.9	4.96e3	6.93e3	0.119	0.959	4.76	4.77	8.95	78.3336	74.7
10	42 13C8-PFOA	506.1 > 77.7	1.33e3	1.01e4	0.119	0.229	4.83	4.84	1.65	60.5433	57.7
11	43 13C8-PFOS	507.0 > 79.9	2.08e3	2.52e3	0.119	1.053	4.84	4.85	10.3	82.3314	78.5
12	44 13C2-PFDA	515.1 > 469.9	5.56e3	8.23e3	0.119	0.977	5.14	5.15	8.45	72.5876	69.2
13	45 d3-N-MeFOSAA	573.3 > 419	2.53e3	1.01e4	0.119	0.384	5.29	5.30	3.13	68.4171	65.2
14	46 d5-N-EtFOSAA	589.3 > 419	2.91e3	1.01e4	0.119	0.403	5.45	5.46	3.61	75.3024	71.8
15	47 13C2-PFUDa	565 > 519.8	6.95e3	1.01e4	0.119	1.019	5.46	5.47	8.63	71.0247	67.7
16	48 13C2-PFDoA	615.0 > 569.7	6.34e3	1.01e4	0.119	0.908	5.74	5.76	7.87	72.7308	69.3
17	49 d3-N-MeFOSA	515.2 > 168.9		1.01e4	0.119	0.117	5.84				
18	50 13C2-PFTeDA	714.8 > 669.6	3.71e3	1.01e4	0.119	0.414	6.20	6.23	4.61	93.4501	89.1
19	51 d5-N-ETFOSA	531.1 > 168.9		1.01e4	0.119	0.181	6.22				
20	52 13C2-PFHxDA	815 > 769.7	3.02e3	1.01e4	0.119	0.782	6.51	6.56	3.75	40.2514	95.9
21	53 d7-N-MeFOSE	623.1 > 58.9		1.01e4	0.119	0.172	6.31				
22	54 d9-N-EtFOSE	639.2 > 58.8		1.01e4	0.119	0.146	6.45				
23	55 13C4-PFBA	217. > 171.8	5.33e3	5.33e3	0.119	1.000	1.46	1.45	12.5	104.9186	100.0
24	56 13C5-PFHxA	318 > 272.9	6.44e3	6.44e3	0.119	1.000	3.19	3.20	12.5	104.9186	100.0
25	57 13C3-PFHxS	401.9 > 79.9	2.24e3	2.24e3	0.119	1.000	3.96	3.96	12.5	104.9186	100.0
26	58 13C8-PFOA	421.3 > 376	5.15e3	5.15e3	0.119	1.000	4.33	4.34	12.5	104.9186	100.0
27	59 13C9-PFNA	472.2 > 426.9	6.93e3	6.93e3	0.119	1.000	4.70	4.77	12.5	104.9186	100.0
28	60 13C4-PFOS	503 > 79.9	2.52e3	2.52e3	0.119	1.000	4.84	4.85	12.5	104.9186	100.0
29	61 13C6-PFDA	519.1 > 473.7	8.23e3	8.23e3	0.119	1.000	5.14	5.15	12.5	104.9186	100.0
30	62 13C7-PFUDa	570.1 > 524.8	1.01e4	1.01e4	0.119	1.000	5.46	5.47	12.5	104.9186	100.0
31	63 Total PFHxS	398.9 > 79.6	1.16e3	7.81e2	0.119		3.85		18.6	92.9712	
32	64 Total PFOA	413 > 368.7	5.37e3	6.69e3	0.119		4.21		10.0	86.4439	

AD 3/6/2018

Vista Analytical Laboratory

Dataset: Z:\Projects\PFAS.PRO\Results\180301M1\180301M1-26.qld

Last Altered: Tuesday, March 06, 2018 10:39:48 Pacific Standard Time

Printed: Tuesday, March 06, 2018 10:40:16 Pacific Standard Time

Reviewed: CT 3/12/2018

Name: 180301M1\_26, Date: 02-Mar-2018, Time: 05:27:03, ID: B8B0131-MSD1 Matrix Spike Dup 0.11914, Description: Matrix Spike Dup

	# Name	Trace	Area	IS Area	Wt./Vol.	RRF	Pred.RT	RT	y Axis Resp.	Conc.	%Rec
33	65 Total PFOS	499 > 79.9	2.14e3	2.08e3	0.119		4.73		12.9	97.4707	
34	66 Total N-MeFOSAA	570.1 > 419	3.10e3	2.53e3	0.119		5.29		15.3	87.0646	
35	67 Total N-EtFOSAA	584.2 > 419	2.49e3	2.91e3	0.119		5.45		10.7	92.7554	

Dataset: Z:\Projects\PFAS.PRO\Results\180301M1\180301M1-26.qld

Last Altered: Tuesday, March 06, 2018 10:39:48 Pacific Standard Time

Printed: Tuesday, March 06, 2018 10:40:27 Pacific Standard Time

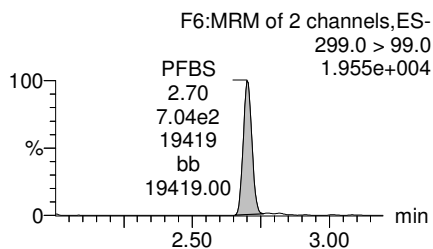
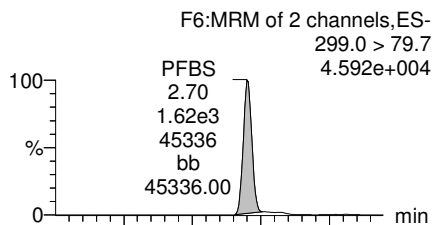
Reviewed: CT 3/12/2018

Method: Z:\Projects\PFAS.PRO\MethDB\PFAS\_FULL\_80C\_022718.mdb 28 Feb 2018 13:19:45

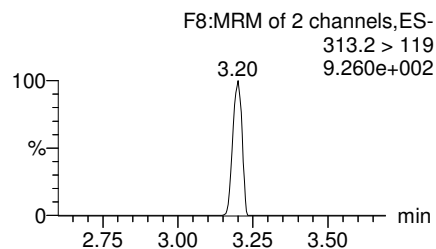
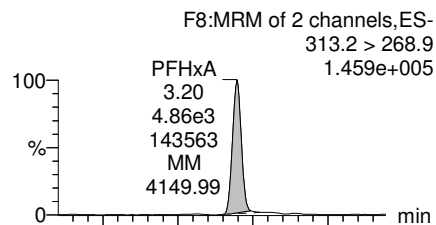
Calibration: Z:\Projects\PFAS.PRO\CurveDB\C18\_VAL-PFAS\_Q4\_03-01-18-FULL.cdb 05 Mar 2018 08:17:35

Name: 180301M1\_26, Date: 02-Mar-2018, Time: 05:27:03, ID: B8B0131-MSD1 Matrix Spike Dup 0.11914, Description: Matrix Spike Dup

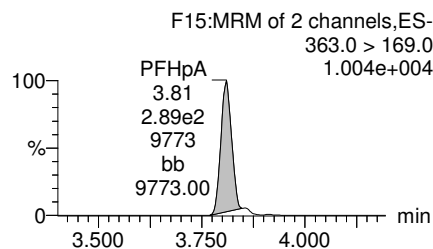
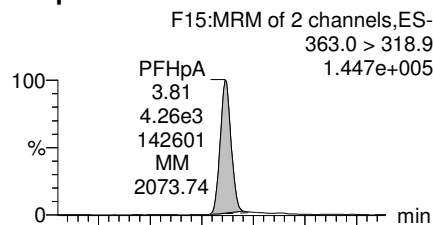
**PFBS**



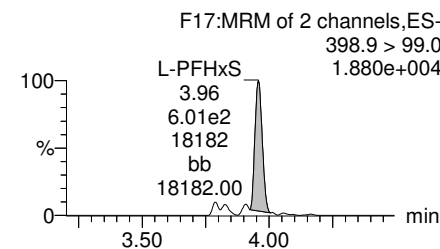
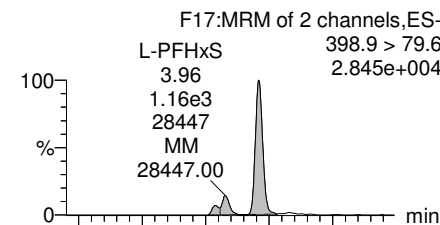
**PFHxA**



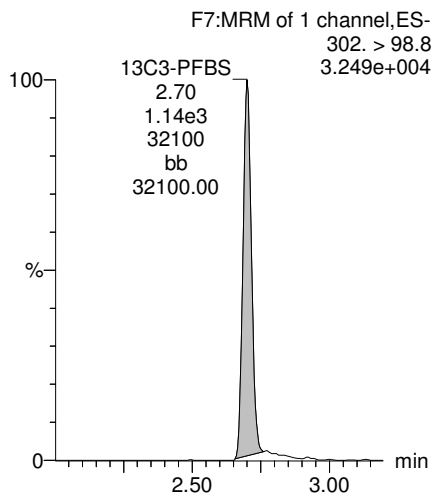
**PFHpA**



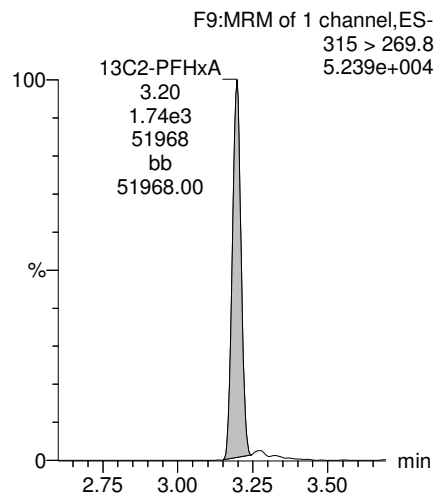
**Total PFHxS**



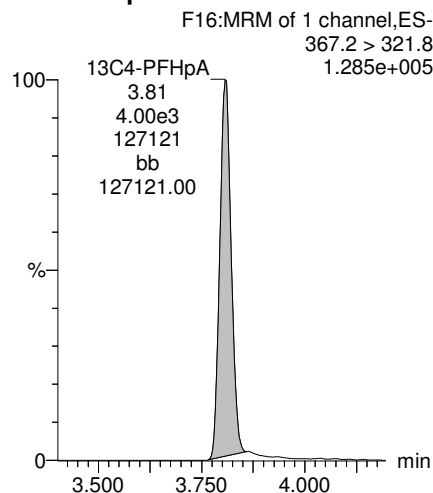
**13C3-PFBS**



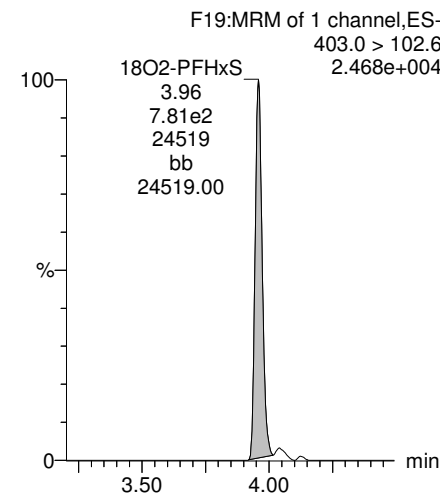
**13C2-PFHxA**



**13C4-PFHpA**



**18O2-PFHxS**



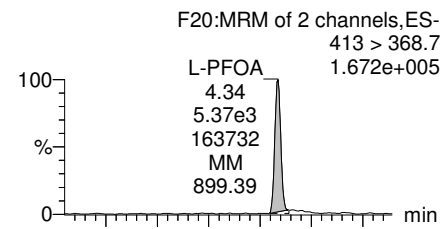
Dataset: Z:\Projects\PFAS.PRO\Results\180301M1\180301M1-26.qld

Last Altered: Tuesday, March 06, 2018 10:39:48 Pacific Standard Time  
Printed: Tuesday, March 06, 2018 10:40:27 Pacific Standard Time

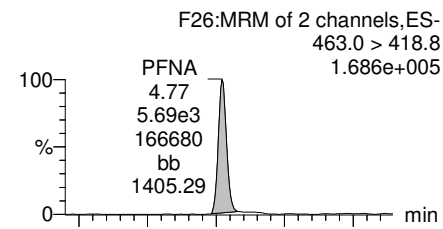
Reviewed: CT 3/12/2018

Name: 180301M1\_26, Date: 02-Mar-2018, Time: 05:27:03, ID: B8B0131-MSD1 Matrix Spike Dup 0.11914, Description: Matrix Spike Dup

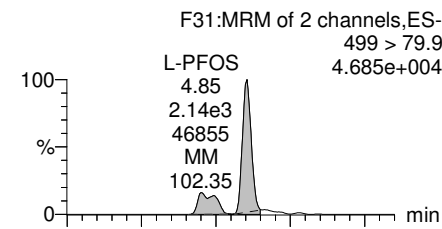
**Total PFOA**



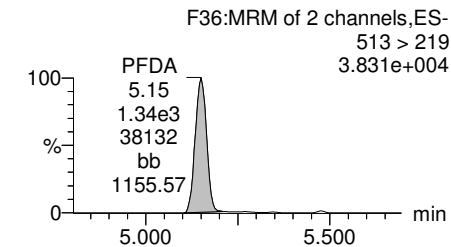
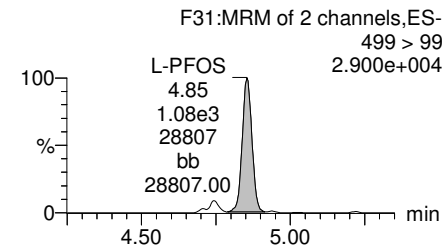
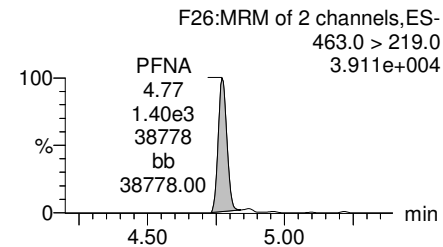
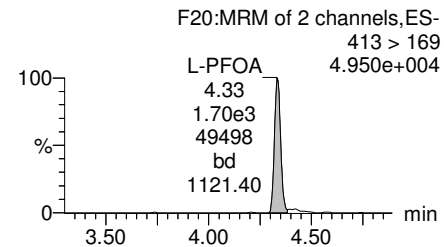
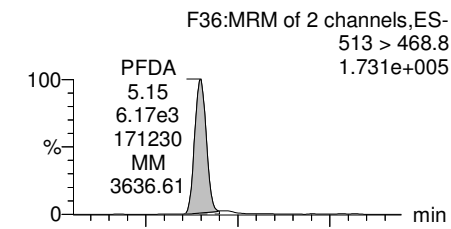
**PFNA**



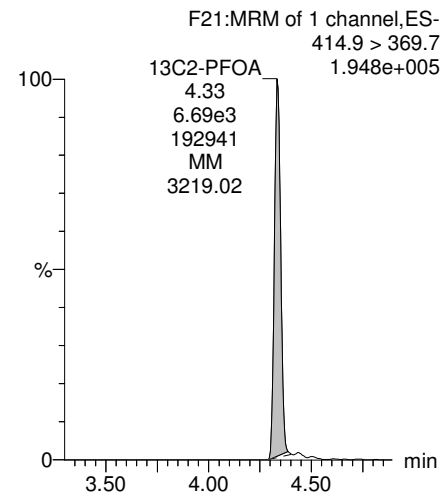
**Total PFOS**



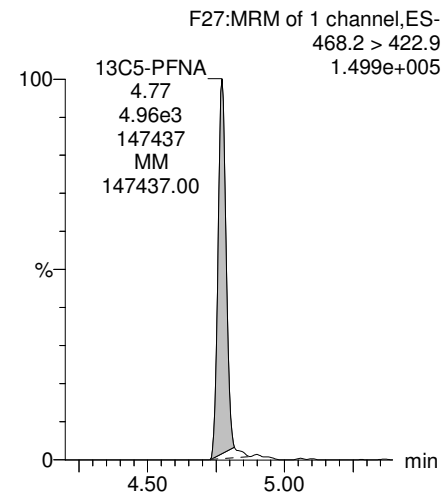
**PFDA**



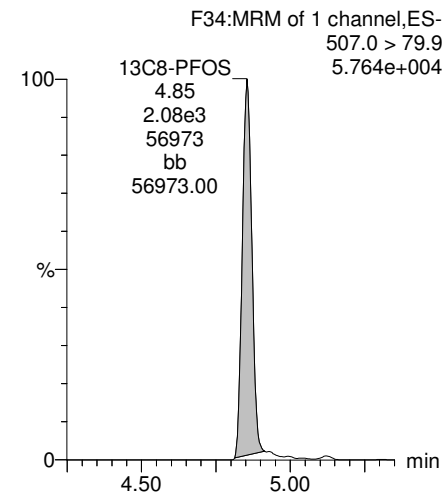
**13C2-PFOA**



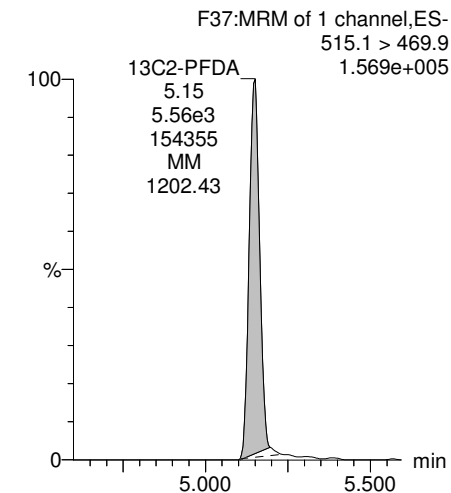
**13C5-PFNA**



**13C8-PFOS**



**13C2-PFDA**





Dataset: Z:\Projects\PFAS.PRO\Results\180301M1\180301M1-26.qld

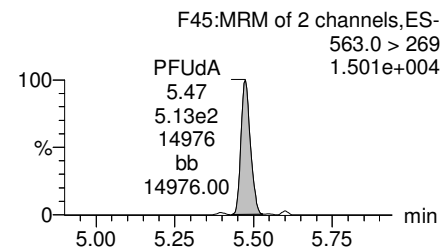
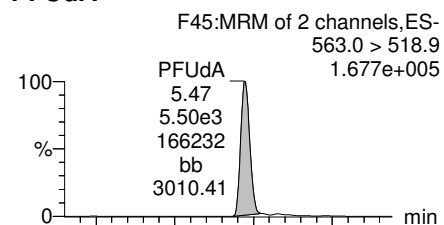
Last Altered: Tuesday, March 06, 2018 10:39:48 Pacific Standard Time

Printed: Tuesday, March 06, 2018 10:40:27 Pacific Standard Time

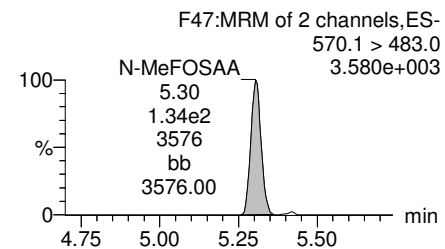
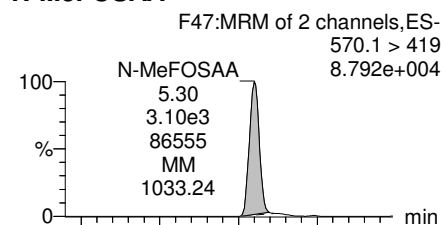
Reviewed: CT 3/12/2018

Name: 180301M1\_26, Date: 02-Mar-2018, Time: 05:27:03, ID: B8B0131-MSD1 Matrix Spike Dup 0.11914, Description: Matrix Spike Dup

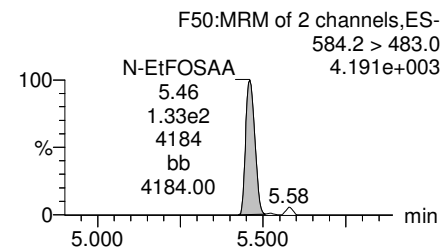
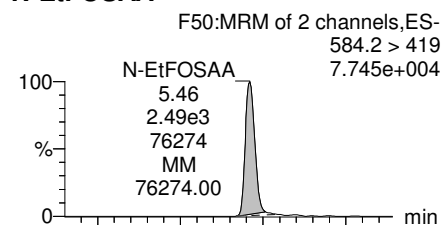
**PFUdA**



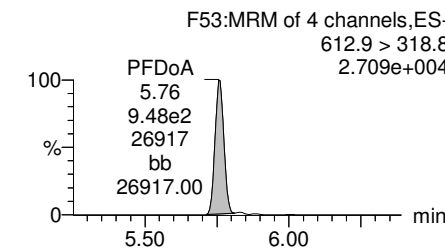
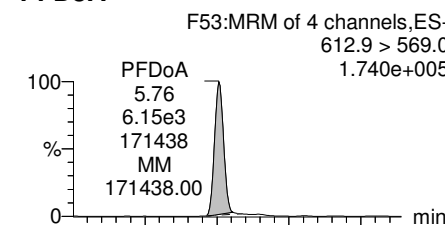
**N-MeFOSAA**



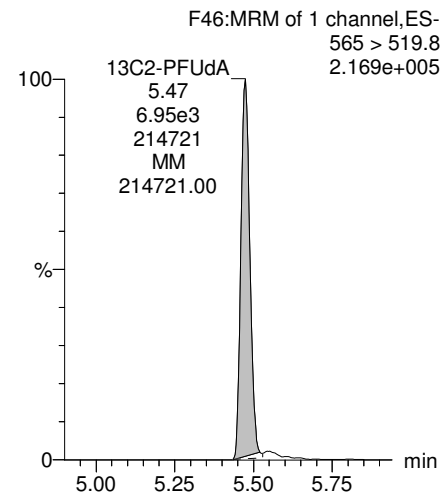
**N-EtFOSAA**



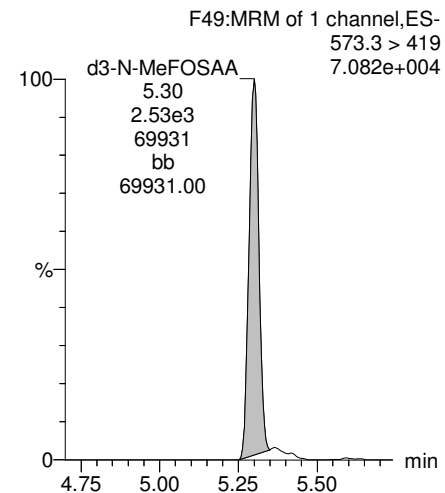
**PFDoA**



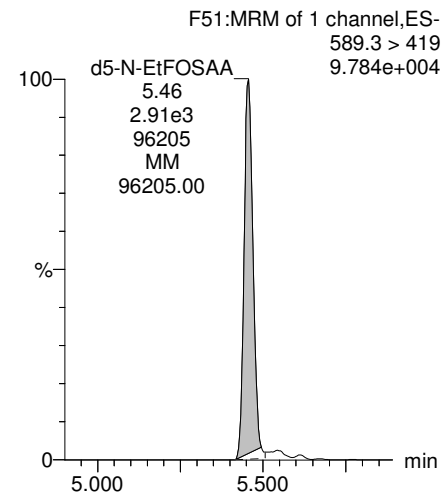
**13C2-PFUdA**



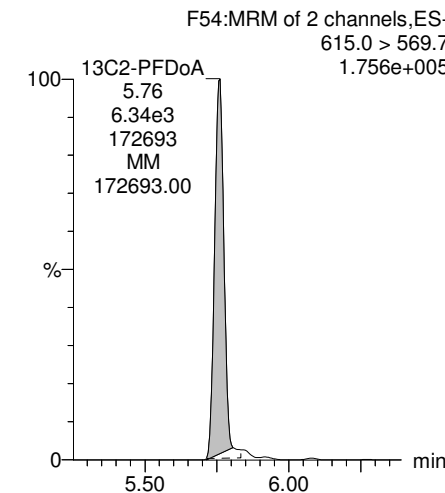
**d3-N-MeFOSAA**



**d5-N-EtFOSAA**



**13C2-PFDoA**



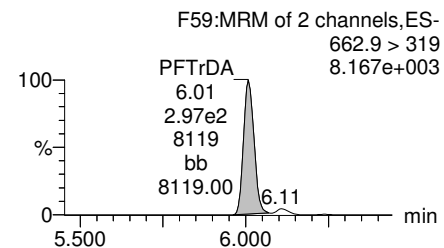
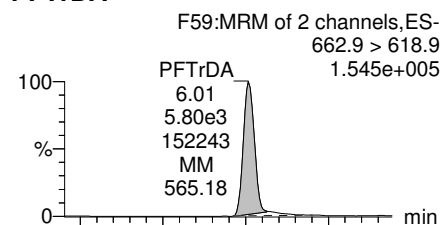
Dataset: Z:\Projects\PFAS.PRO\Results\180301M1\180301M1-26.qld

Last Altered: Tuesday, March 06, 2018 10:39:48 Pacific Standard Time  
Printed: Tuesday, March 06, 2018 10:40:27 Pacific Standard Time

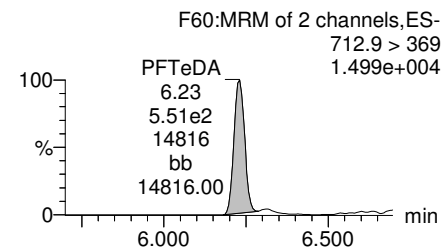
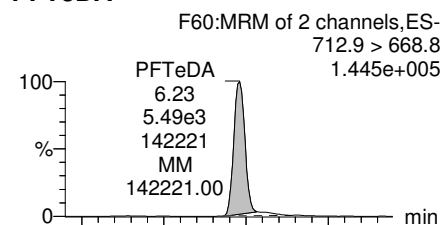
Reviewed: CT 3/12/2018

Name: 180301M1\_26, Date: 02-Mar-2018, Time: 05:27:03, ID: B8B0131-MSD1 Matrix Spike Dup 0.11914, Description: Matrix Spike Dup

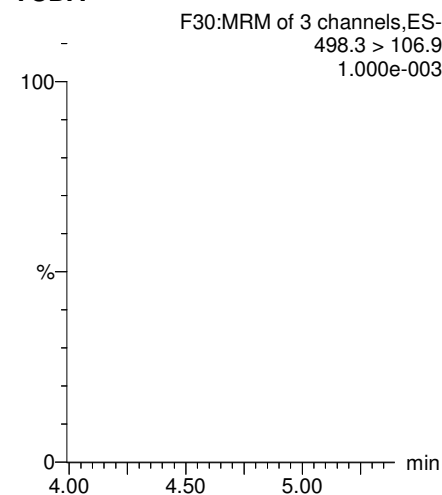
**PFTTrDA**



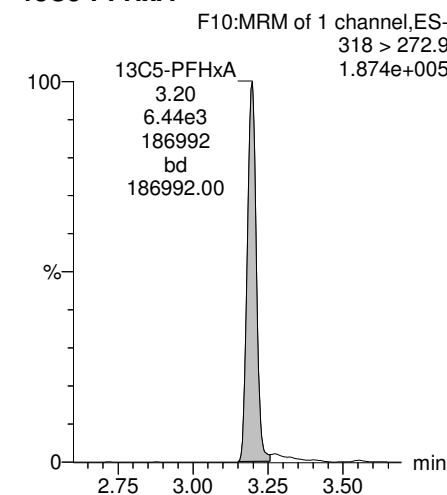
**PFTeDA**



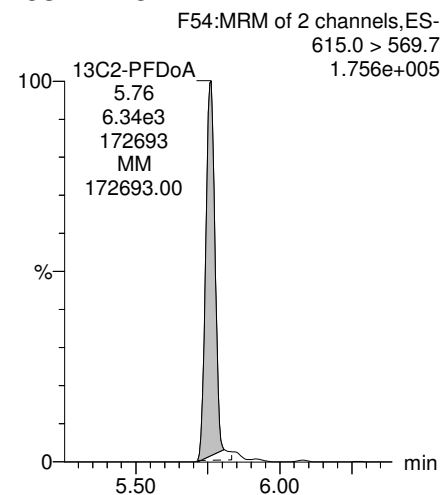
**TCDA**



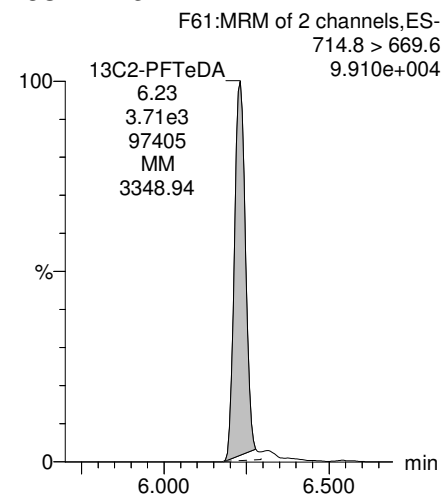
**13C5-PFHxA**



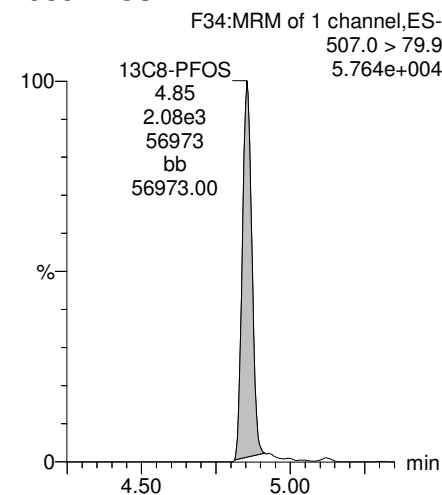
**13C2-PFDoA**



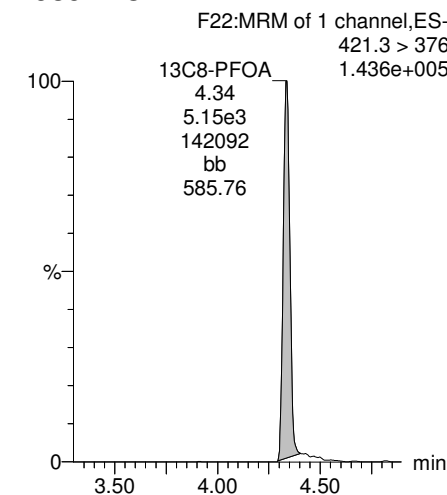
**13C2-PFTeDA**



**13C8-PFOS**



**13C8-PFOA**



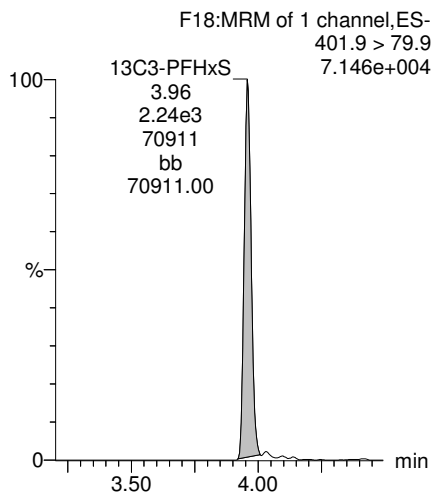
Dataset: Z:\Projects\PFAS.PRO\Results\180301M1\180301M1-26.qld

Last Altered: Tuesday, March 06, 2018 10:39:48 Pacific Standard Time  
Printed: Tuesday, March 06, 2018 10:40:27 Pacific Standard Time

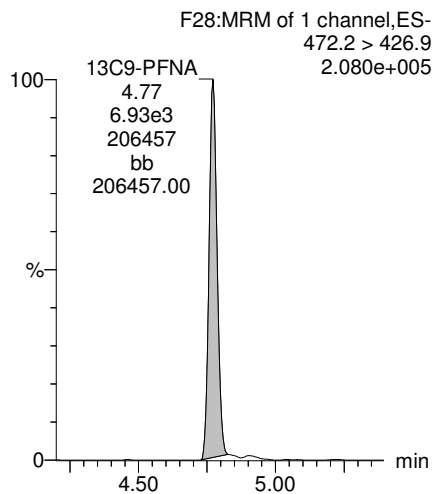
Reviewed: CT 3/12/2018

Name: 180301M1\_26, Date: 02-Mar-2018, Time: 05:27:03, ID: B8B0131-MSD1 Matrix Spike Dup 0.11914, Description: Matrix Spike Dup

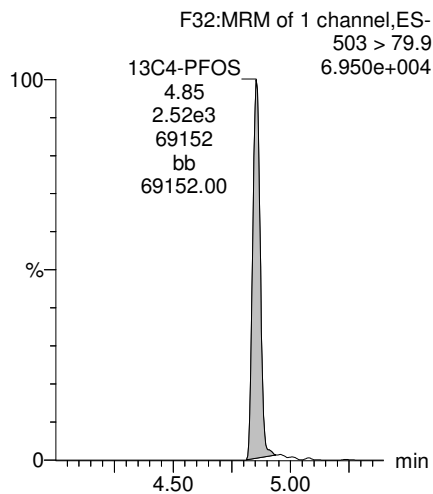
**13C3-PFHxS**



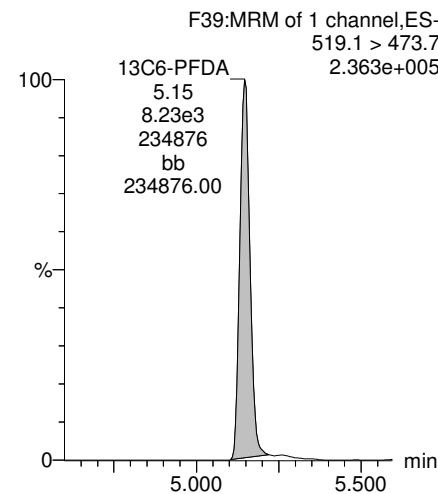
**13C9-PFNA**



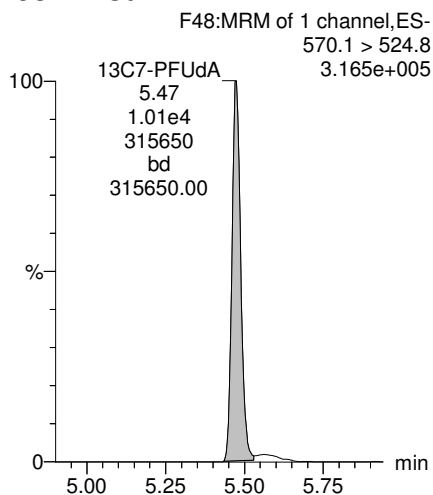
**13C4-PFOS**



**13C6-PFDA**



**13C7-PFUdA**



Dataset: Z:\Projects\PFAS.PRO\Results\180301M1\180301M1-38.qld

Last Altered: Tuesday, March 06, 2018 11:28:20 Pacific Standard Time  
Printed: Tuesday, March 06, 2018 11:29:02 Pacific Standard Time

Method: Z:\Projects\PFAS.PRO\MethDB\PFAS\_FULL\_80C\_022718.mdb 28 Feb 2018 13:19:45

Calibration: Z:\Projects\PFAS.PRO\CurveDB\C18\_VAL-PFAS\_Q4\_03-01-18-FULL.cdb 05 Mar 2018 08:17:35

Name: 180301M1\_38, Date: 02-Mar-2018, Time: 07:44:43, ID: 1800329-09 OF-RW08-FB01-0218 0.12173, Description: OF-RW08-FB01-0218

	# Name	Trace	Area	IS Area	Wt./Vol.	RRF	Pred.RT	RT	y Axis Resp.	Conc.	%Rec
1	3 PFBS	299.0 > 79.7		1.21e3	0.122		2.60				
2	5 PFHxA	313.2 > 268.9		2.28e3	0.122		3.19				
3	7 PFHpA	363.0 > 318.9		5.47e3	0.122		3.81				
4	8 L-PFHxS	398.9 > 79.6		7.89e2	0.122		4.17				
5	11 L-PFOA	413 > 368.7		8.77e3	0.122		4.40				
6	14 PFNA	463.0 > 418.8		7.49e3	0.122		4.76				
7	16 L-PFOS	499 > 79.9		2.33e3	0.122		4.90				
8	18 PFDA	513 > 468.8		7.00e3	0.122		5.14				
9	21 N-MeFOSAA	570.1 > 419		3.12e3	0.122		5.29				
10	22 N-EtFOSAA	584.2 > 419		3.01e3	0.122		5.45				
11	23 PFUdA	563.0 > 518.9		7.54e3	0.122		5.46				

Dataset: Z:\Projects\PFAS.PRO\Results\180301M1\180301M1-38.qld

Last Altered: Tuesday, March 06, 2018 11:28:20 Pacific Standard Time

Printed: Tuesday, March 06, 2018 11:28:54 Pacific Standard Time

Method: Z:\Projects\PFAS.PRO\MethDB\PFAS\_FULL\_80C\_022718.mdb 28 Feb 2018 13:19:45

Calibration: Z:\Projects\PFAS.PRO\CurveDB\C18\_VAL-PFAS\_Q4\_03-01-18-FULL.cdb 05 Mar 2018 08:17:35

Name: 180301M1\_38, Date: 02-Mar-2018, Time: 07:44:43, ID: 1800329-09 OF-RW08-FB01-0218 0.12173, Description: OF-RW08-FB01-0218

#	Name	Trace	Area	IS Area	Wt./Vol.	RRF	Pred.RT	RT	y Axis Resp.	Conc.	%Rec
1	25 PFDa	612.9 > 569.0		6.61e3	0.122		5.74				
2	27 PFTDA	662.9 > 618.9		6.61e3	0.122		5.98				
3	28 PFTeDA	712.9 > 668.8		2.28e3	0.122		6.20				
4	36 13C3-PFBS	302. > 98.8	1.21e3	9.14e3	0.122	0.125	2.69	2.69	1.65	108.5725	105.7
5	37 13C2-PFHxA	315 > 269.8	2.28e3	9.14e3	0.122	0.722	3.19	3.18	3.11	35.4190	86.2
6	38 13C4-PFHpA	367.2 > 321.8	5.47e3	9.14e3	0.122	0.687	3.81	3.80	7.47	89.3400	87.0
7	39 18O2-PFHxS	403.0 > 102.6	7.89e2	2.39e3	0.122	0.367	3.96	3.95	4.13	92.3743	90.0
8	40 13C2-PFOA	414.9 > 369.7	8.77e3	7.42e3	0.122	1.260	4.33	4.33	14.8	96.3787	93.9
9	41 13C5-PFNA	468.2 > 422.9	7.49e3	8.45e3	0.122	0.959	4.76	4.76	11.1	94.8239	92.3
10	42 13C8-PFOA	506.1 > 77.7	1.20e3	1.04e4	0.122	0.229	4.83	4.84	1.44	51.7462	50.4
11	43 13C8-PFOS	507.0 > 79.9	2.33e3	2.14e3	0.122	1.053	4.84	4.85	13.6	106.4198	103.6
12	44 13C2-PFDA	515.1 > 469.9	7.00e3	9.82e3	0.122	0.977	5.14	5.14	8.91	74.9524	73.0
13	45 d3-N-MeFOSAA	573.3 > 419	3.12e3	1.04e4	0.122	0.384	5.29	5.29	3.76	80.2858	78.2
14	46 d5-N-EtFOSAA	589.3 > 419	3.01e3	1.04e4	0.122	0.403	5.45	5.45	3.62	73.7939	71.9
15	47 13C2-PFUdA	565 > 519.8	7.54e3	1.04e4	0.122	1.019	5.46	5.47	9.07	73.1051	71.2
16	48 13C2-PFDoA	615.0 > 569.7	6.61e3	1.04e4	0.122	0.908	5.74	5.76	7.95	71.9066	70.0
17	49 d3-N-MeFOSA	515.2 > 168.9		1.04e4	0.122	0.117	5.84				
18	50 13C2-PFTeDA	714.8 > 669.6	2.28e3	1.04e4	0.122	0.414	6.20	6.23	2.74	54.3799	53.0
19	51 d5-N-ETFOSA	531.1 > 168.9		1.04e4	0.122	0.181	6.22				
20	52 13C2-PFHxDA	815 > 769.7	1.48e3	1.04e4	0.122	0.782	6.51	6.56	1.78	18.6458	45.4
21	53 d7-N-MeFOSE	623.1 > 58.9		1.04e4	0.122	0.172	6.31				
22	54 d9-N-EtFOSE	639.2 > 58.8		1.04e4	0.122	0.146	6.45				
23	55 13C4-PFBA	217. > 171.8	7.63e3	7.63e3	0.122	1.000	1.46	1.44	12.5	102.6863	100.0
24	56 13C5-PFHxA	318 > 272.9	9.14e3	9.14e3	0.122	1.000	3.19	3.18	12.5	102.6863	100.0
25	57 13C3-PFHxS	401.9 > 79.9	2.39e3	2.39e3	0.122	1.000	3.96	3.95	12.5	102.6863	100.0
26	58 13C8-PFOA	421.3 > 376	7.42e3	7.42e3	0.122	1.000	4.33	4.33	12.5	102.6863	100.0
27	59 13C9-PFNA	472.2 > 426.9	8.45e3	8.45e3	0.122	1.000	4.70	4.77	12.5	102.6863	100.0
28	60 13C4-PFOS	503 > 79.9	2.14e3	2.14e3	0.122	1.000	4.84	4.85	12.5	102.6863	100.0
29	61 13C6-PFDA	519.1 > 473.7	9.82e3	9.82e3	0.122	1.000	5.14	5.14	12.5	102.6863	100.0
30	62 13C7-PFUdA	570.1 > 524.8	1.04e4	1.04e4	0.122	1.000	5.46	5.47	12.5	102.6863	100.0
31	63 Total PFHxS	398.9 > 79.6	0.00e0	7.89e2	0.122		3.85		0.000		
32	64 Total PFOA	413 > 368.7	0.00e0	8.77e3	0.122		4.21		0.000		

Dataset: Z:\Projects\PFAS.PRO\Results\180301M1\180301M1-38.qld

Last Altered: Tuesday, March 06, 2018 11:28:20 Pacific Standard Time

Printed: Tuesday, March 06, 2018 11:28:54 Pacific Standard Time

Name: 180301M1\_38, Date: 02-Mar-2018, Time: 07:44:43, ID: 1800329-09 OF-RW08-FB01-0218 0.12173, Description: OF-RW08-FB01-0218

	# Name	Trace	Area	IS Area	Wt./Vol.	RRF	Pred.RT	RT	y Axis Resp.	Conc.	%Rec
33	65 Total PFOS	499 > 79.9	0.00e0	2.33e3	0.122		4.73		0.000		
34	66 Total N-MeFOSAA	570.1 > 419	0.00e0	3.12e3	0.122		5.29		0.000		
35	67 Total N-EtFOSAA	584.2 > 419	0.00e0	3.01e3	0.122		5.45		0.000		

Dataset: Z:\Projects\PFAS.PRO\Results\180301M1\180301M1-38.qld

Last Altered: Tuesday, March 06, 2018 11:28:20 Pacific Standard Time

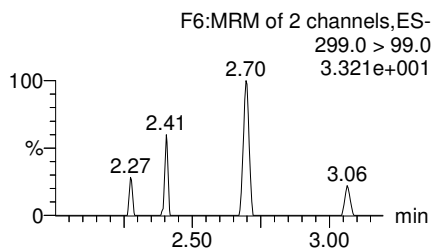
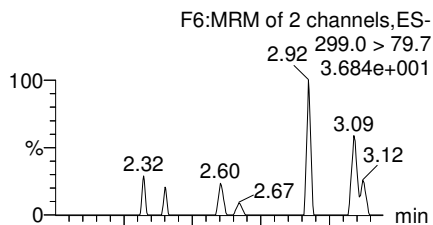
Printed: Tuesday, March 06, 2018 11:28:54 Pacific Standard Time

Method: Z:\Projects\PFAS.PRO\MethDB\PFAS\_FULL\_80C\_022718.mdb 28 Feb 2018 13:19:45

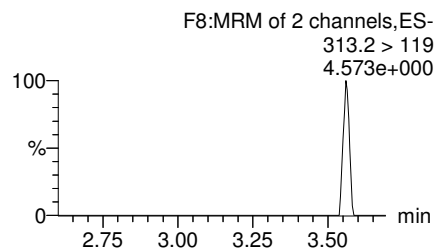
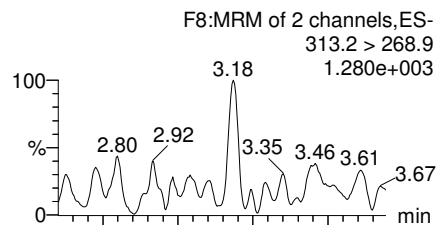
Calibration: Z:\Projects\PFAS.PRO\CurveDB\C18\_VAL-PFAS\_Q4\_03-01-18-FULL.cdb 05 Mar 2018 08:17:35

Name: 180301M1\_38, Date: 02-Mar-2018, Time: 07:44:43, ID: 1800329-09 OF-RW08-FB01-0218 0.12173, Description: OF-RW08-FB01-0218

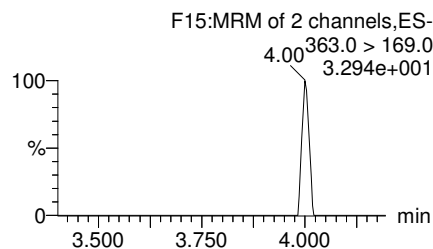
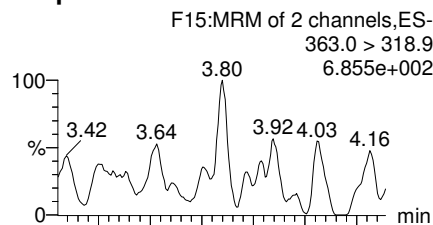
**PFBS**



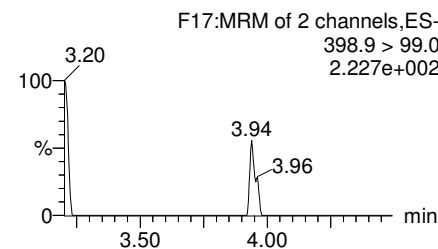
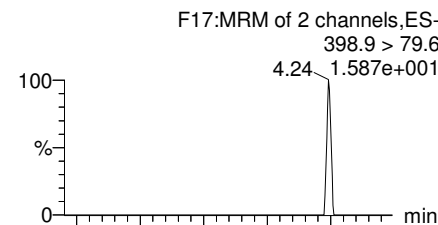
**PFHxA**



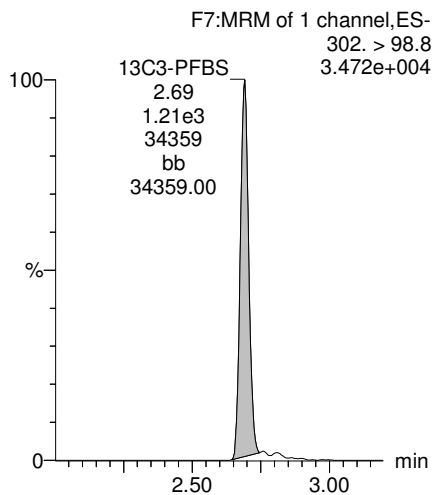
**PFHpA**



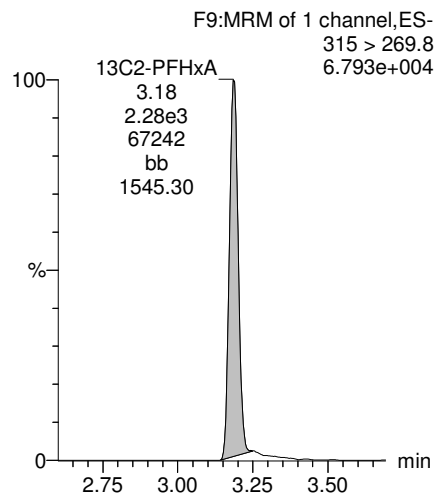
**Total PFHxS**



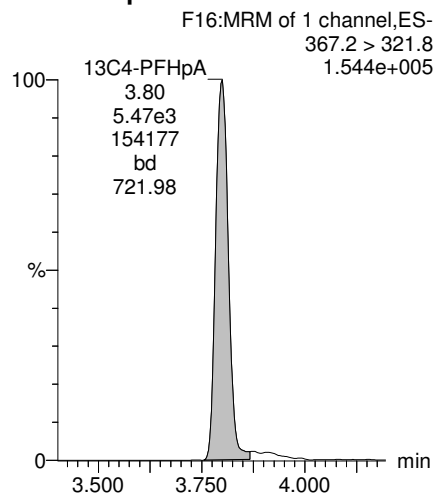
**13C3-PFBS**



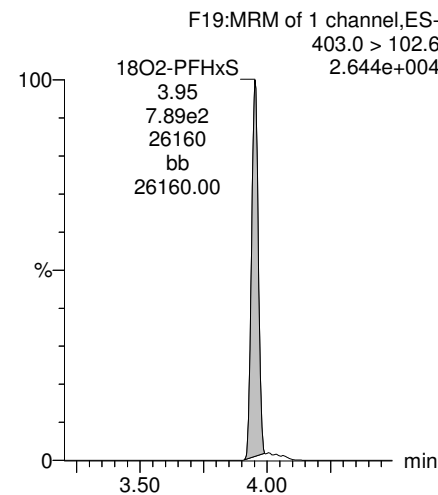
**13C2-PFHxA**



**13C4-PFHpA**



**18O2-PFHxS**

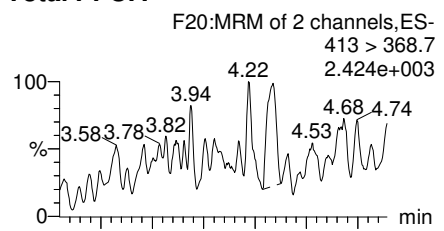


Dataset: Z:\Projects\PFAS.PRO\Results\180301M1\180301M1-38.qld

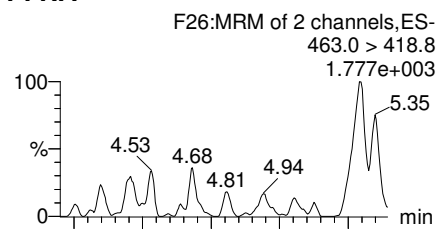
Last Altered: Tuesday, March 06, 2018 11:28:20 Pacific Standard Time  
Printed: Tuesday, March 06, 2018 11:28:54 Pacific Standard Time

Name: 180301M1\_38, Date: 02-Mar-2018, Time: 07:44:43, ID: 1800329-09 OF-RW08-FB01-0218 0.12173, Description: OF-RW08-FB01-0218

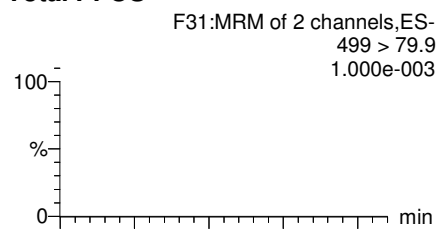
**Total PFOA**



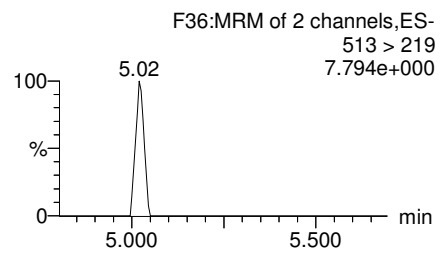
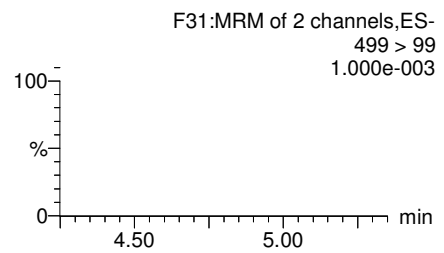
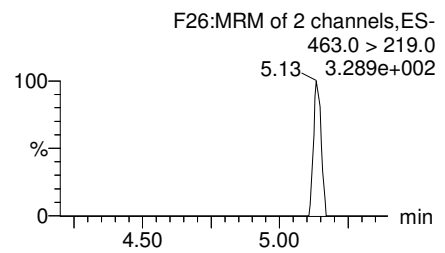
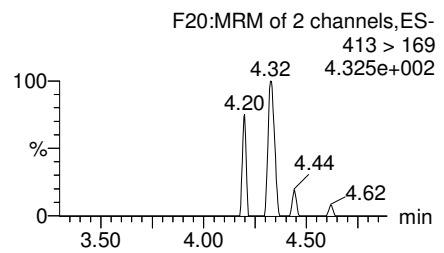
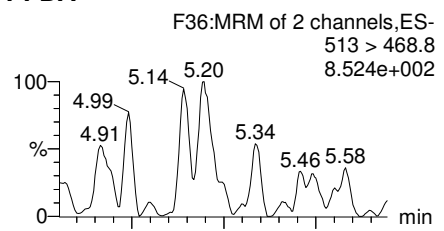
**PFNA**



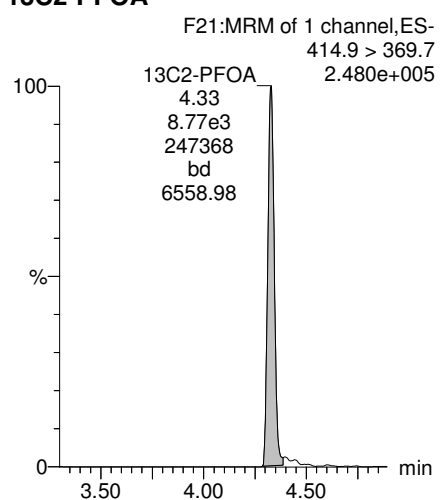
**Total PFOS**



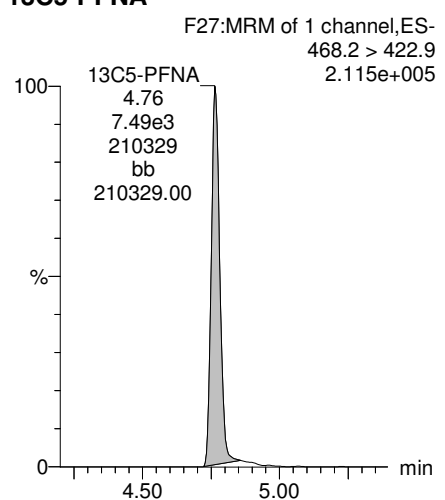
**PFDA**



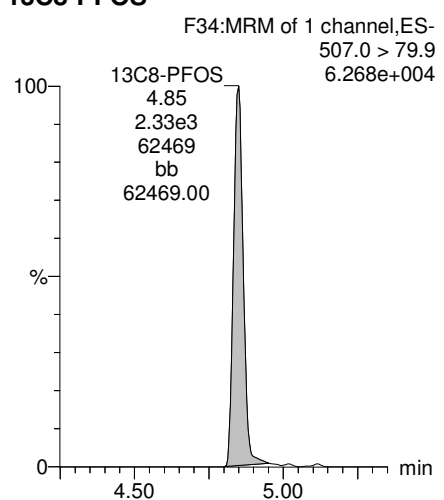
**13C2-PFOA**



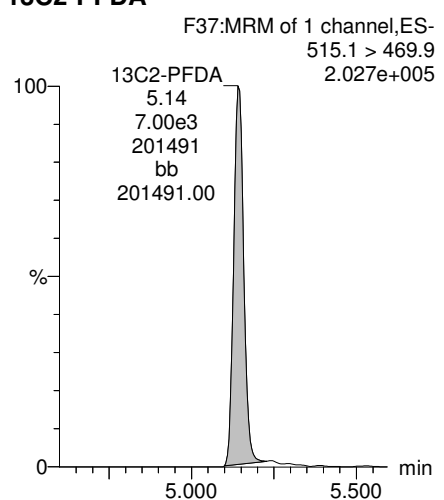
**13C5-PFNA**



**13C8-PFOS**



**13C2-PFDA**



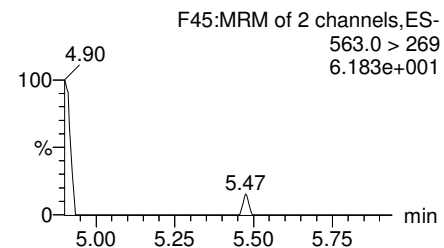
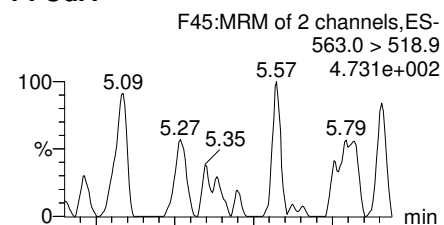


Dataset: Z:\Projects\PFAS.PRO\Results\180301M1\180301M1-38.qld

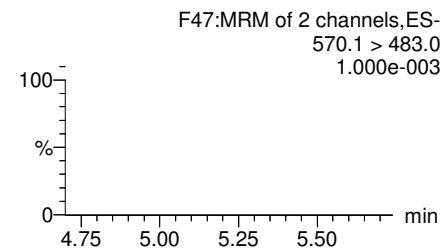
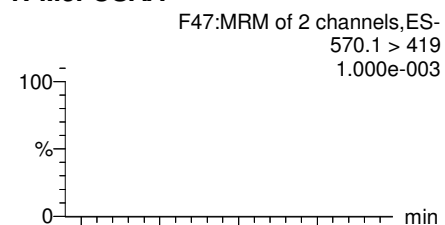
Last Altered: Tuesday, March 06, 2018 11:28:20 Pacific Standard Time  
Printed: Tuesday, March 06, 2018 11:28:54 Pacific Standard Time

Name: 180301M1\_38, Date: 02-Mar-2018, Time: 07:44:43, ID: 1800329-09 OF-RW08-FB01-0218 0.12173, Description: OF-RW08-FB01-0218

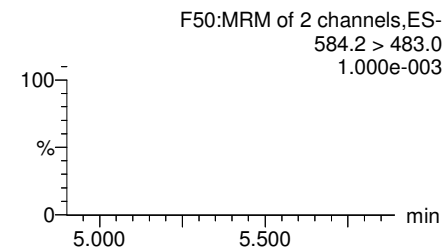
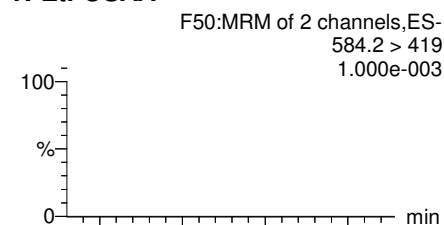
**PFUdA**



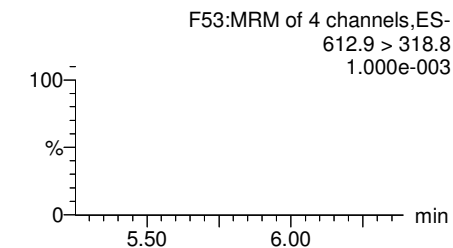
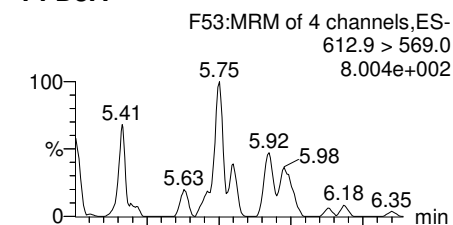
**N-MeFOSAA**



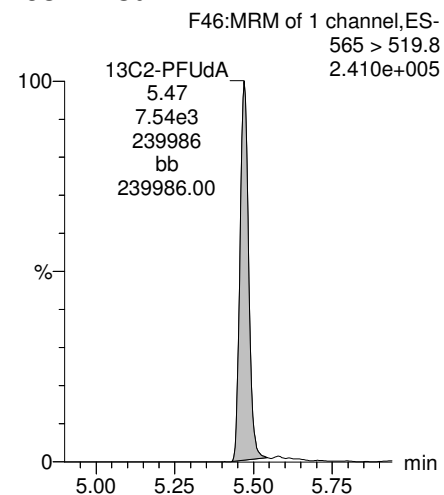
**N-EtFOSAA**



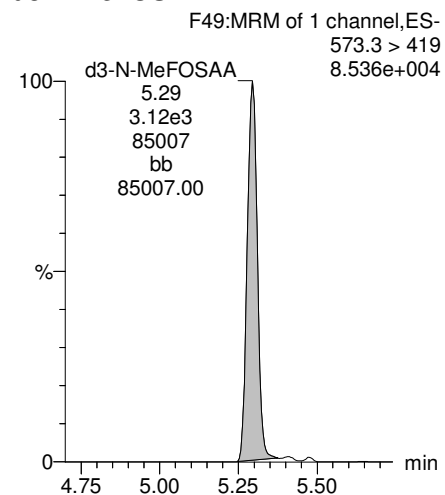
**PFDaA**



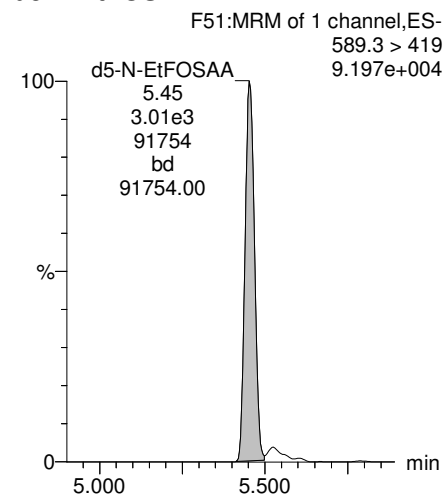
**13C2-PFUdA**



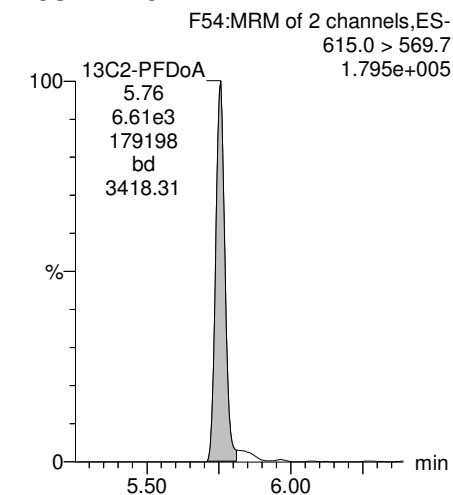
**d3-N-MeFOSAA**



**d5-N-EtFOSAA**



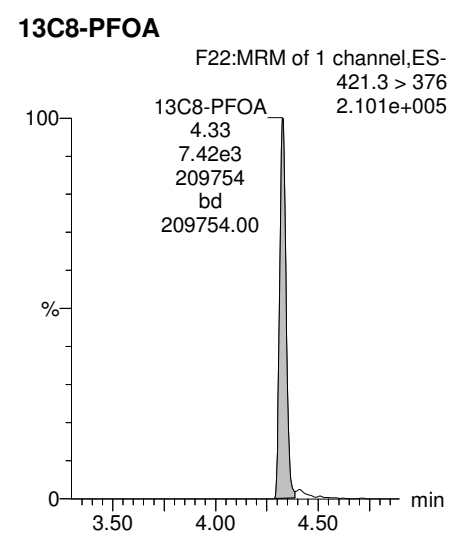
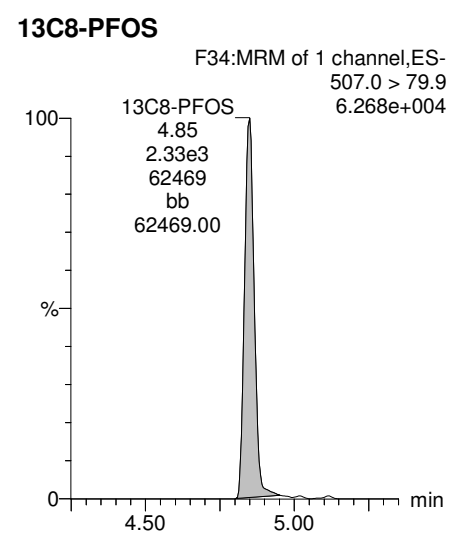
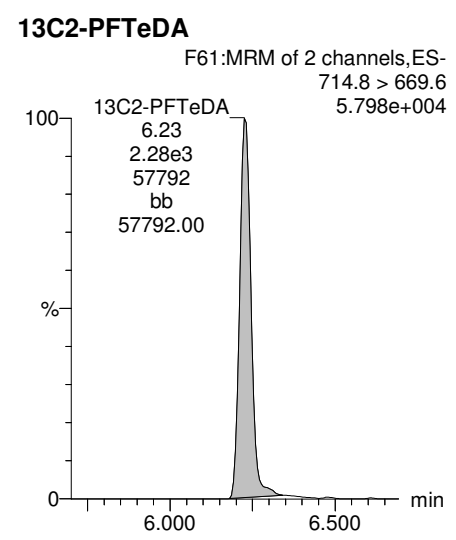
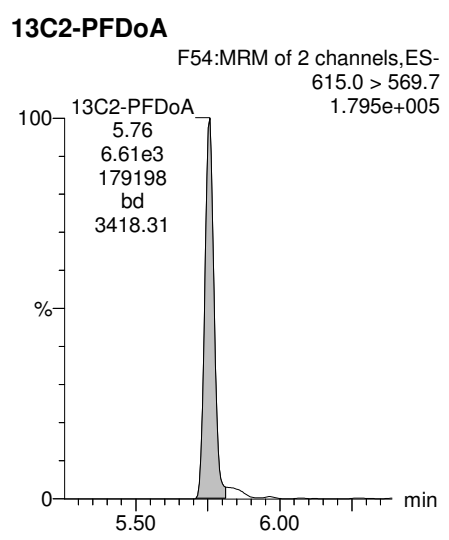
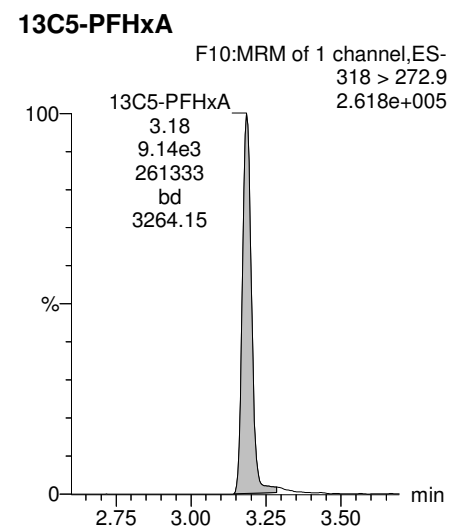
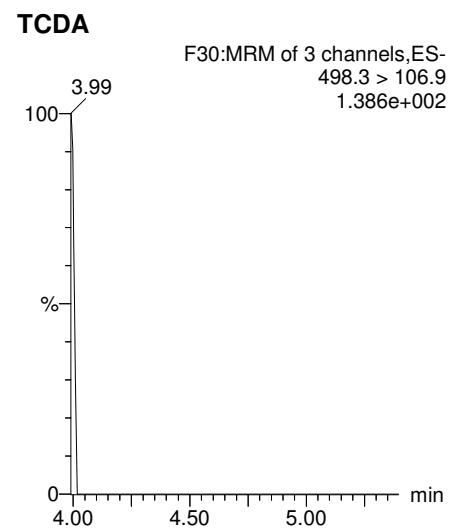
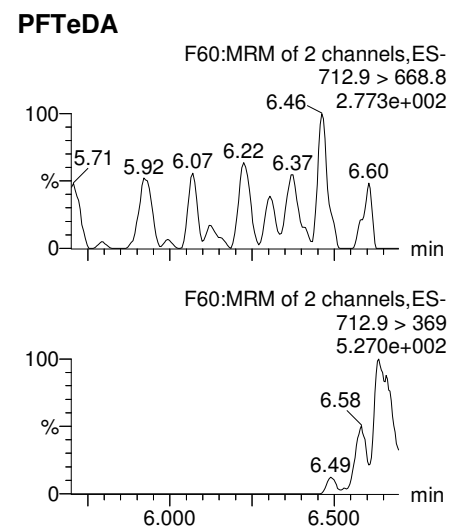
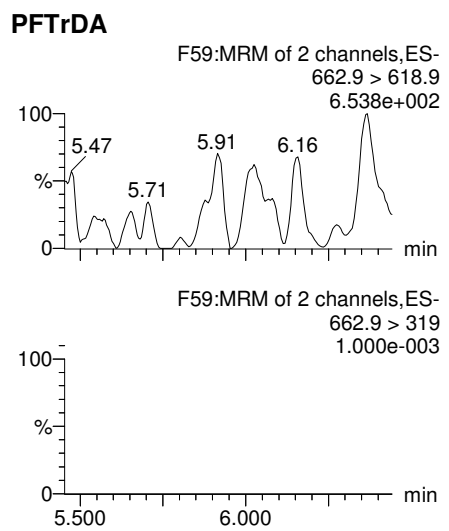
**13C2-PFDaA**



Dataset: Z:\Projects\PFAS.PRO\Results\180301M1\180301M1-38.qld

Last Altered: Tuesday, March 06, 2018 11:28:20 Pacific Standard Time  
Printed: Tuesday, March 06, 2018 11:28:54 Pacific Standard Time

Name: 180301M1\_38, Date: 02-Mar-2018, Time: 07:44:43, ID: 1800329-09 OF-RW08-FB01-0218 0.12173, Description: OF-RW08-FB01-0218



Dataset: Z:\Projects\PFAS.PRO\Results\180301M1\180301M1-38.qld

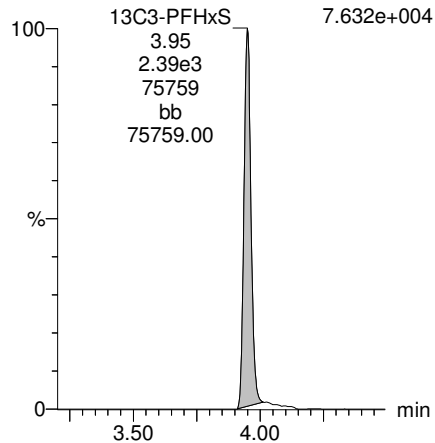
Last Altered: Tuesday, March 06, 2018 11:28:20 Pacific Standard Time

Printed: Tuesday, March 06, 2018 11:28:54 Pacific Standard Time

Name: 180301M1\_38, Date: 02-Mar-2018, Time: 07:44:43, ID: 1800329-09 OF-RW08-FB01-0218 0.12173, Description: OF-RW08-FB01-0218

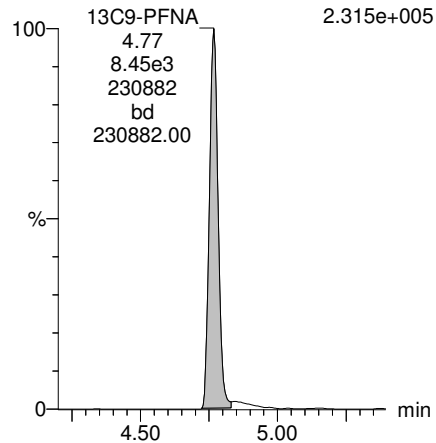
**13C3-PFHxS**

F18:MRM of 1 channel,ES-  
401.9 > 79.9  
7.632e+004



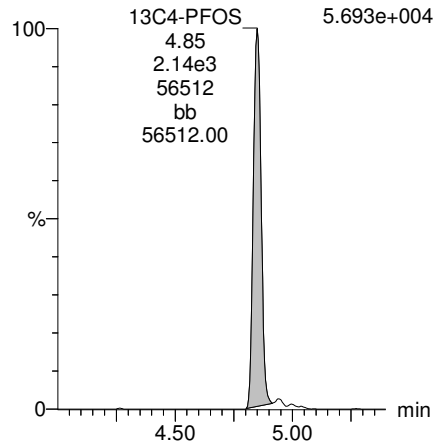
**13C9-PFNA**

F28:MRM of 1 channel,ES-  
472.2 > 426.9  
2.315e+005



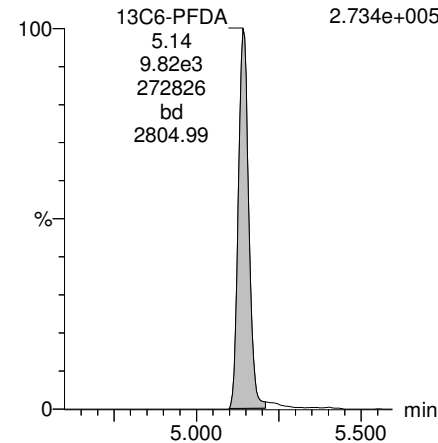
**13C4-PFOS**

F32:MRM of 1 channel,ES-  
503 > 79.9  
5.693e+004



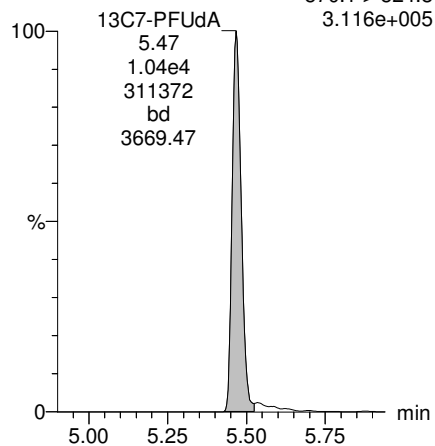
**13C6-PFDA**

F39:MRM of 1 channel,ES-  
519.1 > 473.7  
2.734e+005



**13C7-PFUDa**

F48:MRM of 1 channel,ES-  
570.1 > 524.8  
3.116e+005



Dataset: Z:\Projects\PFAS.PRO\Results\180301M1\180301M1-39.qld

Last Altered: Tuesday, March 06, 2018 13:30:01 Pacific Standard Time

Printed: Tuesday, March 06, 2018 13:30:22 Pacific Standard Time

Method: Z:\Projects\PFAS.PRO\MethDB\PFAS\_FULL\_80C\_022718.mdb 28 Feb 2018 13:19:45

Calibration: Z:\Projects\PFAS.PRO\CurveDB\C18\_VAL-PFAS\_Q4\_03-01-18-FULL.cdb 05 Mar 2018 08:17:35

Name: 180301M1\_39, Date: 02-Mar-2018, Time: 07:56:13, ID: 1800329-10 OF-RW63-INF01-0218 0.11237, Description: OF-RW63-INF01-0218

	# Name	Trace	Area	IS Area	Wt./Vol.	RRF	Pred.RT	RT	y Axis Resp.	Conc.	%Rec
1	3 PFBS	299.0 > 79.7	7.37e1	1.09e3	0.112		2.60	2.69	0.844	4.6990	
2	5 PFHxA	313.2 > 268.9		2.01e3	0.112		3.19				
3	7 PFHpA	363.0 > 318.9	1.83e2	4.80e3	0.112		3.81	3.80	0.475	3.2803	
4	8 L-PFHxS	398.9 > 79.6	1.27e2	7.20e2	0.112		4.17	3.95	2.20	8.5444	
5	11 L-PFOA	413 > 368.7	1.46e3	7.91e3	0.112		4.40	4.33	2.31	20.5401	
6	14 PFNA	463.0 > 418.8		6.76e3	0.112		4.76				
7	16 L-PFOS	499 > 79.9	8.00e2	2.08e3	0.112		4.90	4.85	4.81	38.5636	
8	18 PFDA	513 > 468.8	5.12e1	6.38e3	0.112		5.14	5.14	0.100	1.1258	
9	21 N-MeFOSAA	570.1 > 419		2.04e3	0.112		5.29				
10	22 N-EtFOSAA	584.2 > 419		2.78e3	0.112		5.45				
11	23 PFUdA	563.0 > 518.9		6.79e3	0.112		5.46				

Dataset: Z:\Projects\PFAS.PRO\Results\180301M1\180301M1-39.qld

Last Altered: Tuesday, March 06, 2018 13:30:01 Pacific Standard Time

Printed: Tuesday, March 06, 2018 13:30:07 Pacific Standard Time

Method: Z:\Projects\PFAS.PRO\MethDB\PFAS\_FULL\_80C\_022718.mdb 28 Feb 2018 13:19:45

Calibration: Z:\Projects\PFAS.PRO\CurveDB\C18\_VAL-PFAS\_Q4\_03-01-18-FULL.cdb 05 Mar 2018 08:17:35

Name: 180301M1\_39, Date: 02-Mar-2018, Time: 07:56:13, ID: 1800329-10 OF-RW63-INF01-0218 0.11237, Description: OF-RW63-INF01-0218

#	Name	Trace	Area	IS Area	Wt./Vol.	RRF	Pred.RT	RT	y Axis Resp.	Conc.	%Rec
1	25 PFDa	612.9 > 569.0		6.45e3	0.112		5.74				
2	27 PFTDA	662.9 > 618.9		6.45e3	0.112		5.98				
3	28 PFTeDA	712.9 > 668.8		2.89e3	0.112		6.20				
4	36 13C3-PFBS	302. > 98.8	1.09e3	7.72e3	0.112	0.125	2.69	2.69	1.77	126.0008	113.3
5	37 13C2-PFHxA	315 > 269.8	2.01e3	7.72e3	0.112	0.722	3.19	3.19	3.25	40.0973	90.1
6	38 13C4-PFHpA	367.2 > 321.8	4.80e3	7.72e3	0.112	0.687	3.81	3.80	7.78	100.7671	90.6
7	39 18O2-PFHxS	403.0 > 102.6	7.20e2	2.20e3	0.112	0.367	3.96	3.95	4.09	99.2791	89.2
8	40 13C2-PFOA	414.9 > 369.7	7.91e3	6.83e3	0.112	1.260	4.33	4.33	14.5	102.1858	91.9
9	41 13C5-PFNA	468.2 > 422.9	6.76e3	9.23e3	0.112	0.959	4.76	4.77	9.15	84.9164	76.3
10	42 13C8-PFOA	506.1 > 77.7	1.29e3	9.35e3	0.112	0.229	4.83	4.84	1.73	67.0549	60.3
11	43 13C8-PFOS	507.0 > 79.9	2.08e3	2.71e3	0.112	1.053	4.84	4.85	9.60	81.1000	72.9
12	44 13C2-PFDA	515.1 > 469.9	6.38e3	9.37e3	0.112	0.977	5.14	5.15	8.51	77.4982	69.7
13	45 d3-N-MeFOSAA	573.3 > 419	2.04e3	9.35e3	0.112	0.384	5.29	5.29	2.73	63.0957	56.7
14	46 d5-N-EtFOSAA	589.3 > 419	2.78e3	9.35e3	0.112	0.403	5.45	5.45	3.72	82.1914	73.9
15	47 13C2-PFUdA	565 > 519.8	6.79e3	9.35e3	0.112	1.019	5.46	5.47	9.07	79.2054	71.2
16	48 13C2-PFDoA	615.0 > 569.7	6.45e3	9.35e3	0.112	0.908	5.74	5.76	8.62	84.5100	76.0
17	49 d3-N-MeFOSA	515.2 > 168.9		9.35e3	0.112	0.117	5.84				
18	50 13C2-PFTeDA	714.8 > 669.6	2.89e3	9.35e3	0.112	0.414	6.20	6.23	3.86	83.0188	74.6
19	51 d5-N-ETFOSA	531.1 > 168.9		9.35e3	0.112	0.181	6.22				
20	52 13C2-PFHxDA	815 > 769.7	1.66e3	9.35e3	0.112	0.782	6.51	6.56	2.22	25.2584	56.8
21	53 d7-N-MeFOSE	623.1 > 58.9		9.35e3	0.112	0.172	6.31				
22	54 d9-N-EtFOSE	639.2 > 58.8		9.35e3	0.112	0.146	6.45				
23	55 13C4-PFBA	217. > 171.8	6.37e3	6.37e3	0.112	1.000	1.46	1.45	12.5	111.2397	100.0
24	56 13C5-PFHxA	318 > 272.9	7.72e3	7.72e3	0.112	1.000	3.19	3.19	12.5	111.2397	100.0
25	57 13C3-PFHxS	401.9 > 79.9	2.20e3	2.20e3	0.112	1.000	3.96	3.95	12.5	111.2397	100.0
26	58 13C8-PFOA	421.3 > 376	6.83e3	6.83e3	0.112	1.000	4.33	4.33	12.5	111.2397	100.0
27	59 13C9-PFNA	472.2 > 426.9	9.23e3	9.23e3	0.112	1.000	4.70	4.77	12.5	111.2397	100.0
28	60 13C4-PFOS	503 > 79.9	2.71e3	2.71e3	0.112	1.000	4.84	4.85	12.5	111.2397	100.0
29	61 13C6-PFDA	519.1 > 473.7	9.37e3	9.37e3	0.112	1.000	5.14	5.15	12.5	111.2397	100.0
30	62 13C7-PFUdA	570.1 > 524.8	9.35e3	9.35e3	0.112	1.000	5.46	5.47	12.5	111.2397	100.0
31	63 Total PFHxS	398.9 > 79.6	1.27e2	7.20e2	0.112		3.85		2.20	8.5444	
32	64 Total PFOA	413 > 368.7	1.62e3	7.91e3	0.112		4.21		2.56	22.0513	

Dataset: Z:\Projects\PFAS.PRO\Results\180301M1\180301M1-39.qld

Last Altered: Tuesday, March 06, 2018 13:30:01 Pacific Standard Time

Printed: Tuesday, March 06, 2018 13:30:07 Pacific Standard Time

Name: 180301M1\_39, Date: 02-Mar-2018, Time: 07:56:13, ID: 1800329-10 OF-RW63-INF01-0218 0.11237, Description: OF-RW63-INF01-0218

	# Name	Trace	Area	IS Area	Wt./Vol.	RRF	Pred.RT	RT	y Axis Resp.	Conc.	%Rec
33	65 Total PFOS	499 > 79.9	8.00e2	2.08e3	0.112		4.73		4.81	38.5636	
34	66 Total N-MeFOSAA	570.1 > 419	0.00e0	2.04e3	0.112		5.29		0.000		
35	67 Total N-EtFOSAA	584.2 > 419	0.00e0	2.78e3	0.112		5.45		0.000		

Dataset: Z:\Projects\PFAS.PRO\Results\180301M1\180301M1-39.qld

Last Altered: Tuesday, March 06, 2018 13:30:01 Pacific Standard Time

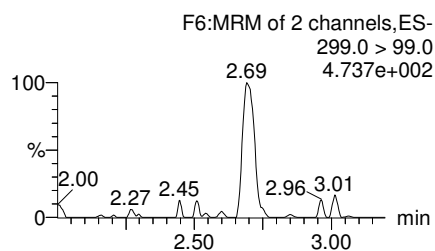
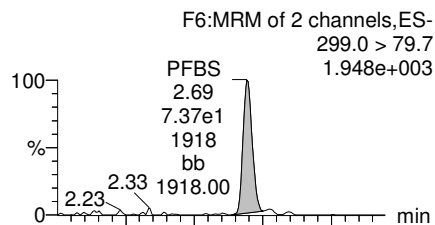
Printed: Tuesday, March 06, 2018 13:30:22 Pacific Standard Time

Method: Z:\Projects\PFAS.PRO\MethDB\PFAS\_FULL\_80C\_022718.mdb 28 Feb 2018 13:19:45

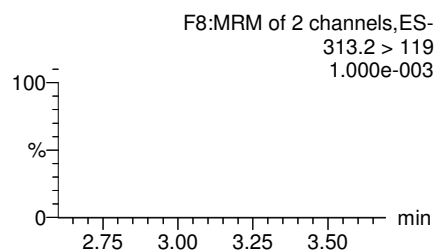
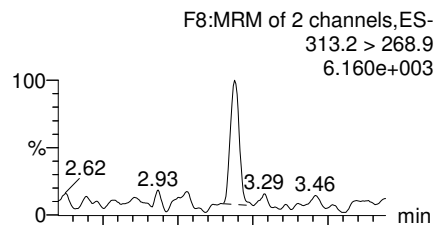
Calibration: Z:\Projects\PFAS.PRO\CurveDB\C18\_VAL-PFAS\_Q4\_03-01-18-FULL.cdb 05 Mar 2018 08:17:35

Name: 180301M1\_39, Date: 02-Mar-2018, Time: 07:56:13, ID: 1800329-10 OF-RW63-INF01-0218 0.11237, Description: OF-RW63-INF01-0218

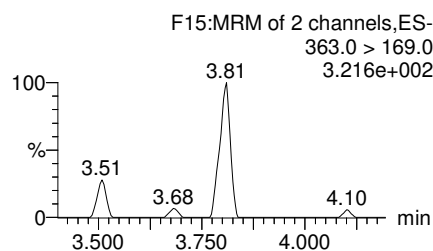
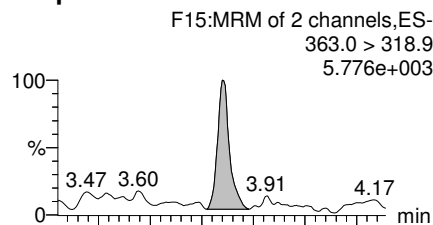
**PFBS**



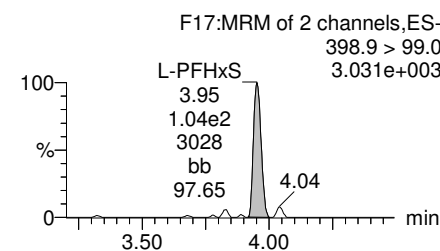
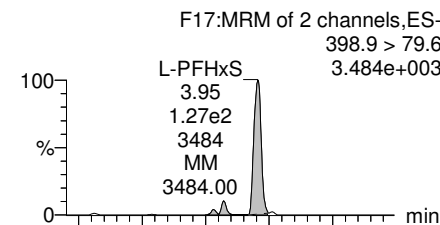
**PFHxA**



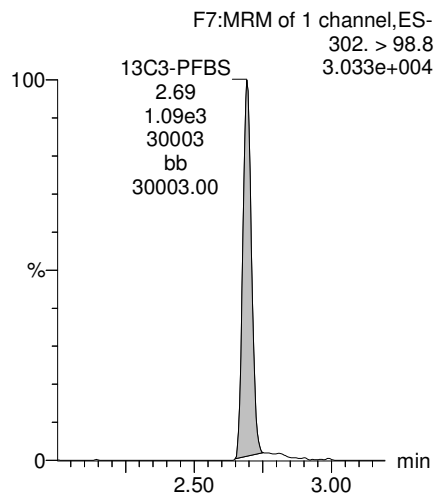
**PFHpA**



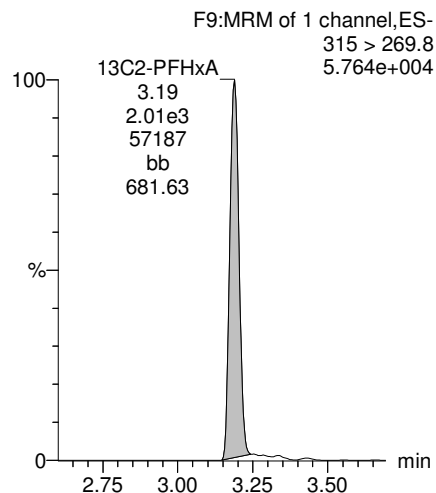
**Total PFHxS**



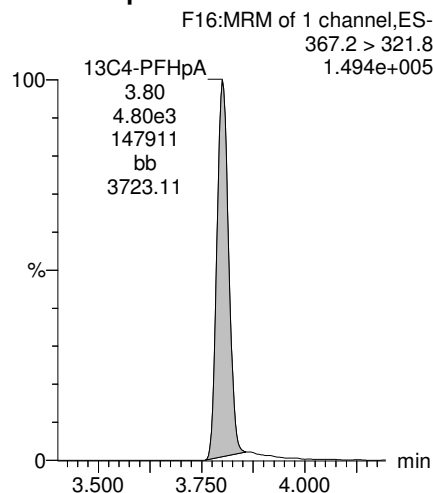
**13C3-PFBS**



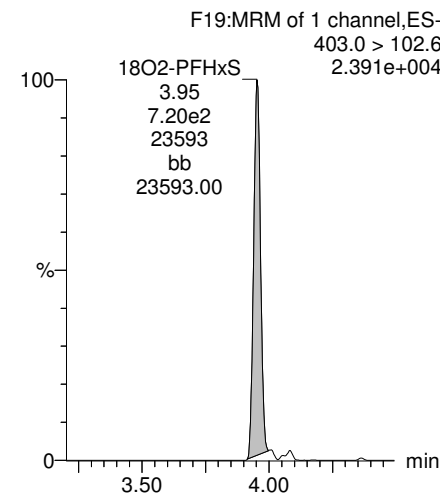
**13C2-PFHxA**



**13C4-PFHpA**



**18O2-PFHxS**



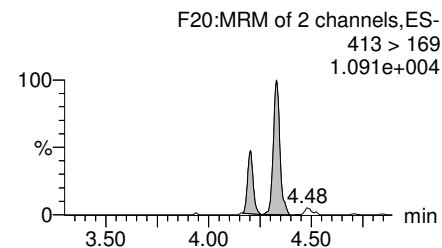
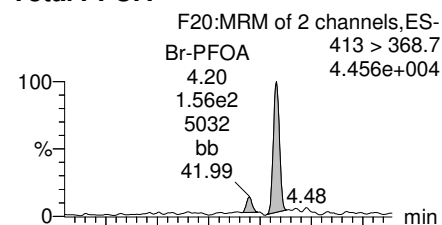
Dataset: Z:\Projects\PFAS.PRO\Results\180301M1\180301M1-39.qld

Last Altered: Tuesday, March 06, 2018 13:30:01 Pacific Standard Time

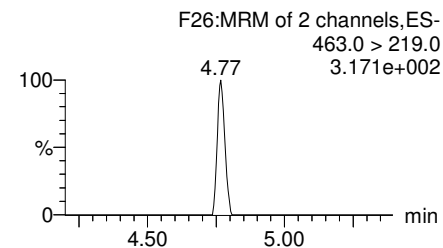
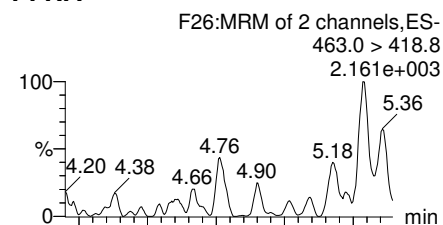
Printed: Tuesday, March 06, 2018 13:30:22 Pacific Standard Time

Name: 180301M1\_39, Date: 02-Mar-2018, Time: 07:56:13, ID: 1800329-10 OF-RW63-INF01-0218 0.11237, Description: OF-RW63-INF01-0218

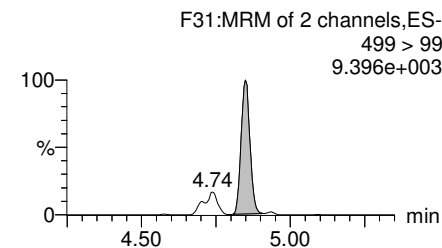
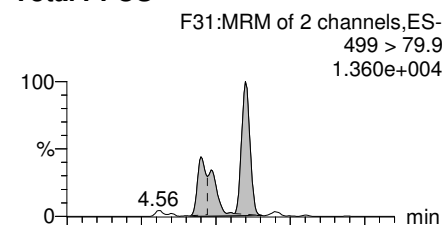
**Total PFOA**



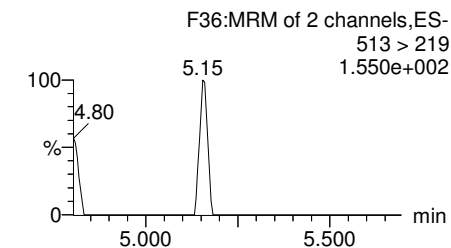
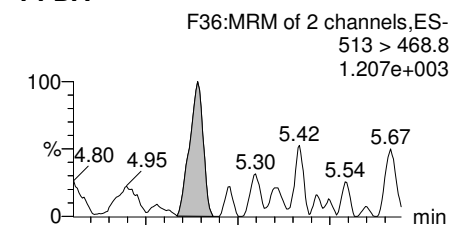
**PFNA**



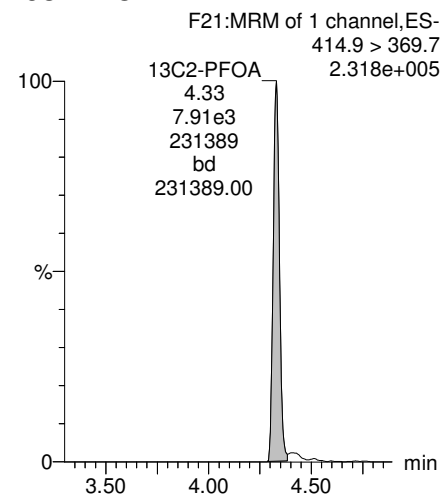
**Total PFOS**



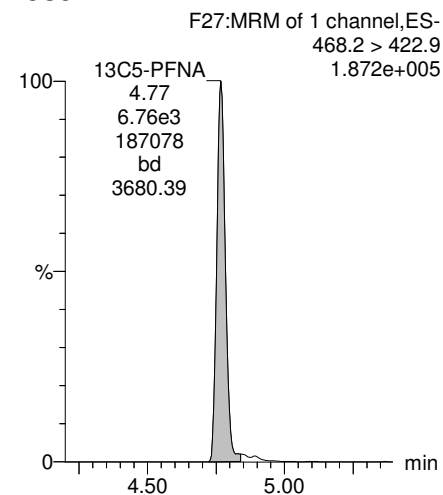
**PFDA**



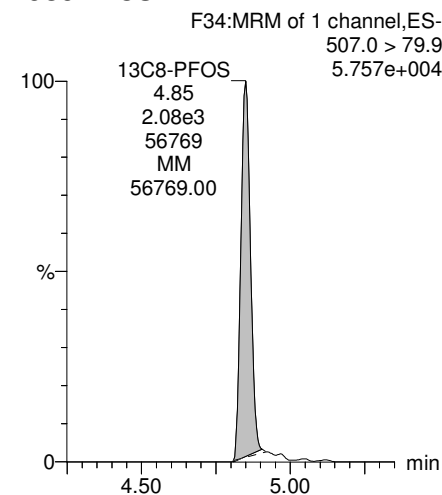
**13C2-PFOA**



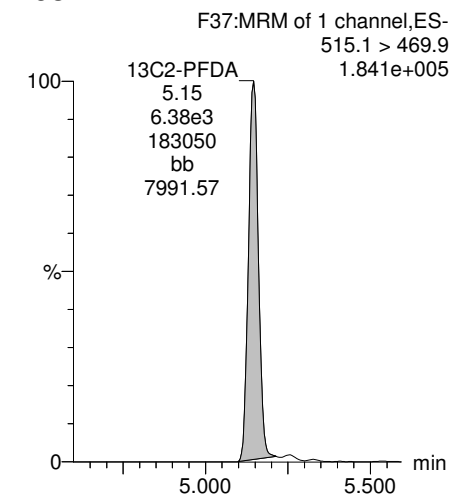
**13C5-PFNA**



**13C8-PFOS**



**13C2-PFDA**



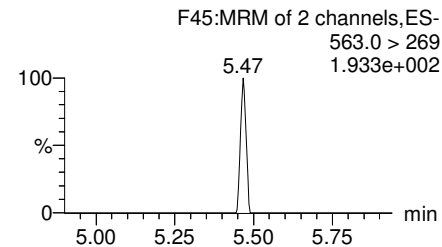
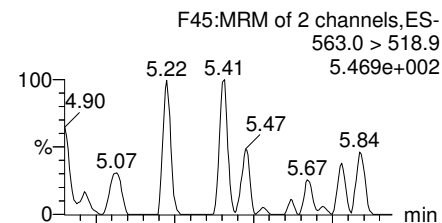


Dataset: Z:\Projects\PFAS.PRO\Results\180301M1\180301M1-39.qld

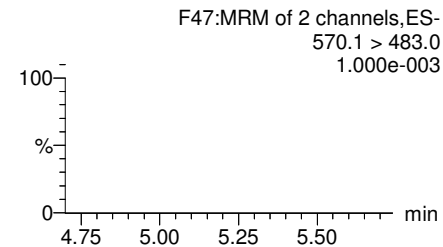
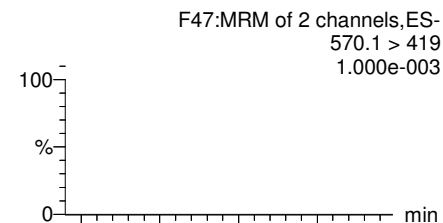
Last Altered: Tuesday, March 06, 2018 13:30:01 Pacific Standard Time  
Printed: Tuesday, March 06, 2018 13:30:22 Pacific Standard Time

Name: 180301M1\_39, Date: 02-Mar-2018, Time: 07:56:13, ID: 1800329-10 OF-RW63-INF01-0218 0.11237, Description: OF-RW63-INF01-0218

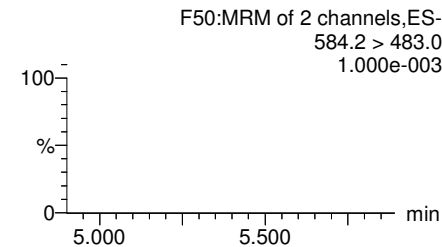
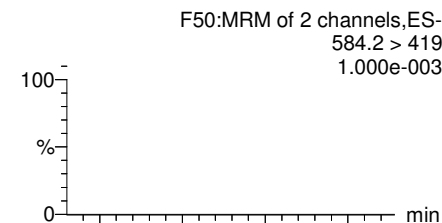
**PFUdA**



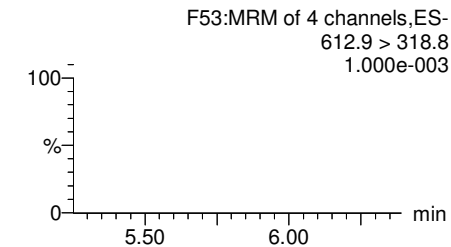
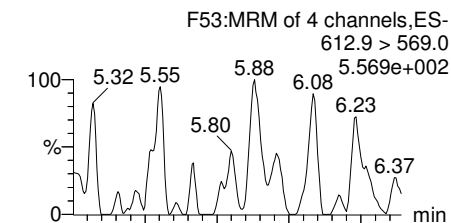
**N-MeFOSAA**



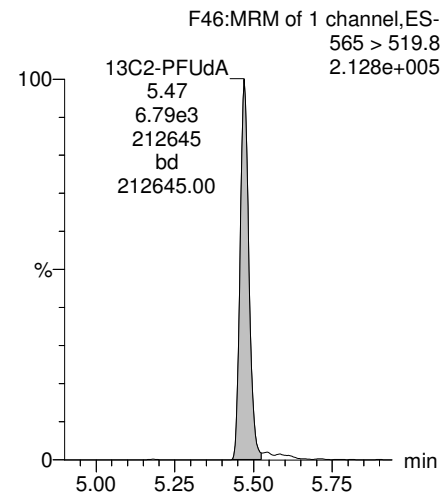
**N-EtFOSAA**



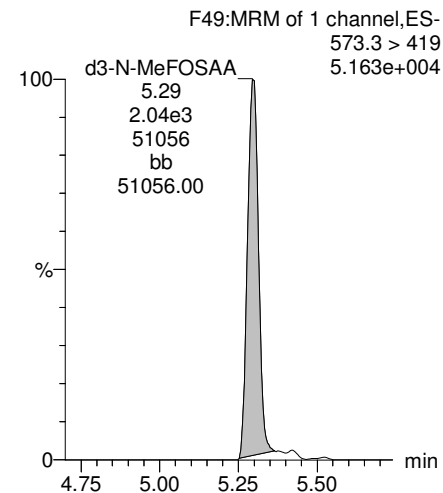
**PFDoA**



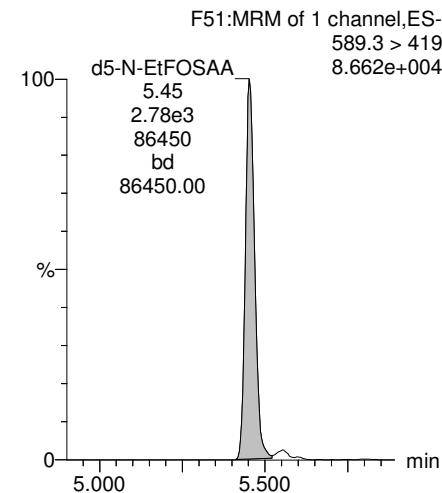
**13C2-PFUdA**



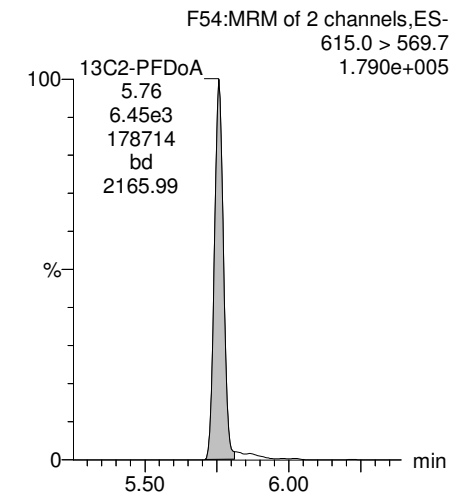
**d3-N-MeFOSAA**



**d5-N-EtFOSAA**



**13C2-PFDoA**



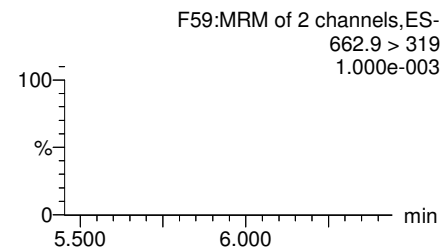
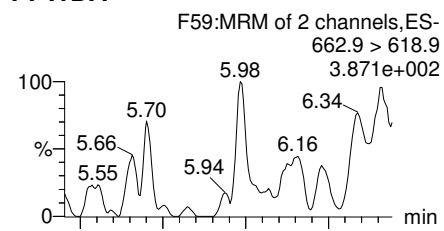
Dataset: Z:\Projects\PFAS.PRO\Results\180301M1\180301M1-39.qld

Last Altered: Tuesday, March 06, 2018 13:30:01 Pacific Standard Time

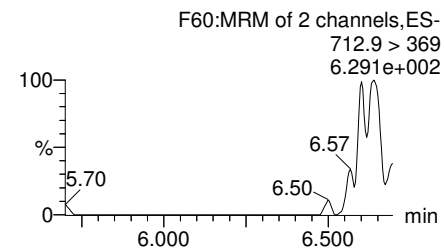
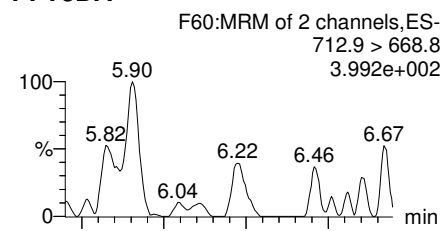
Printed: Tuesday, March 06, 2018 13:30:22 Pacific Standard Time

Name: 180301M1\_39, Date: 02-Mar-2018, Time: 07:56:13, ID: 1800329-10 OF-RW63-INF01-0218 0.11237, Description: OF-RW63-INF01-0218

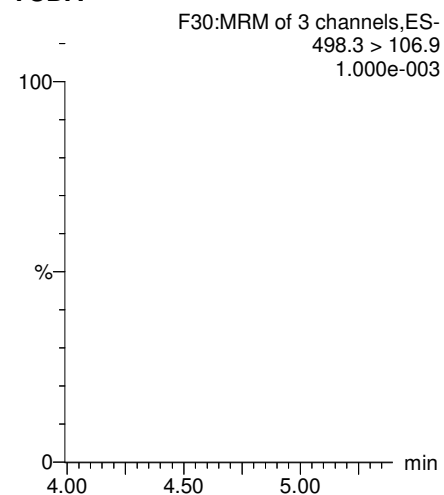
**PFTrDA**



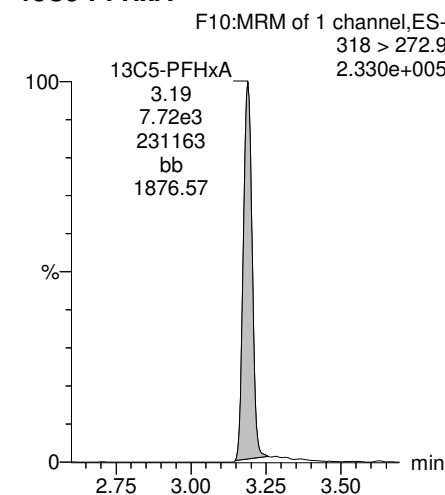
**PFTeDA**



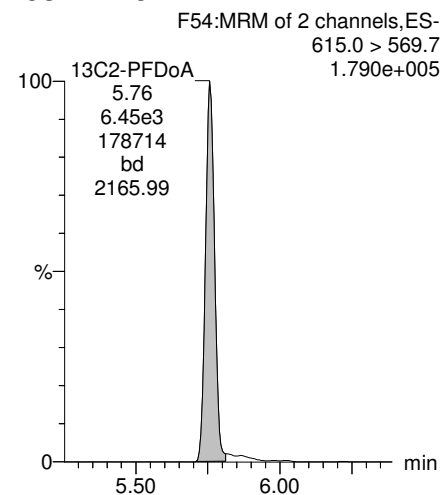
**TCDA**



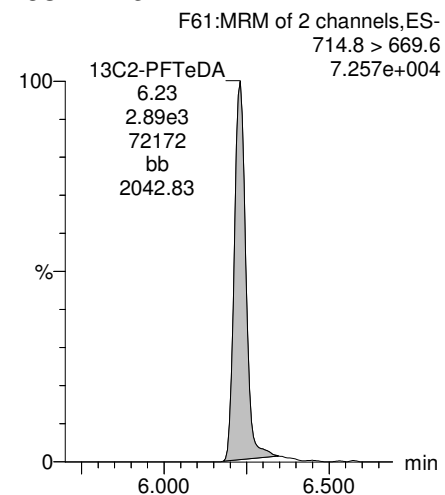
**13C5-PFHxA**



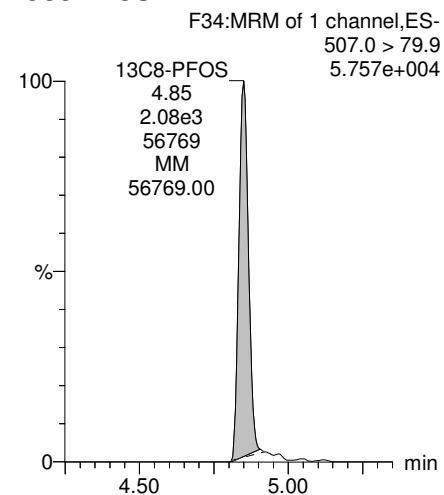
**13C2-PFDoA**



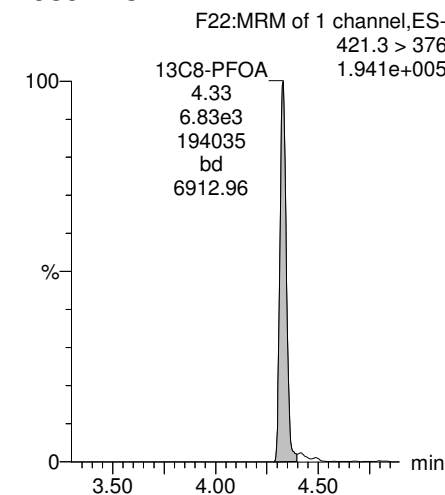
**13C2-PFTeDA**



**13C8-PFOS**



**13C8-PFOA**

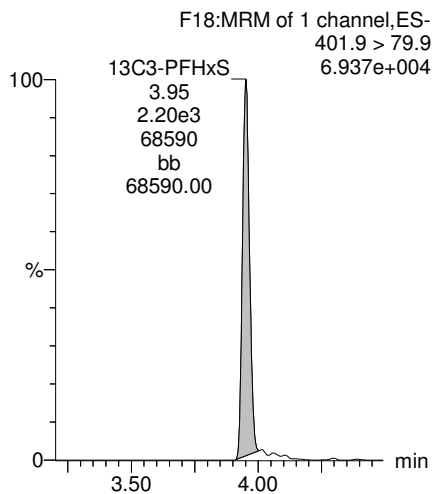


Dataset: Z:\Projects\PFAS.PRO\Results\180301M1\180301M1-39.qld

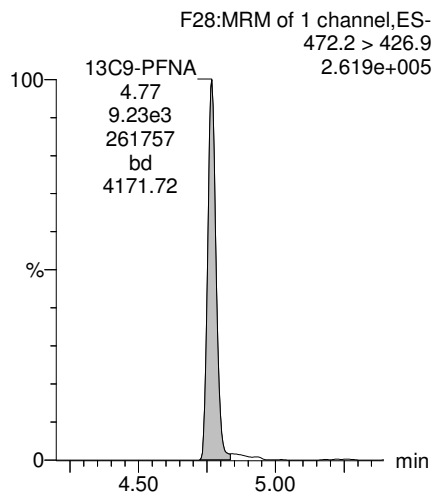
Last Altered: Tuesday, March 06, 2018 13:30:01 Pacific Standard Time  
Printed: Tuesday, March 06, 2018 13:30:22 Pacific Standard Time

Name: 180301M1\_39, Date: 02-Mar-2018, Time: 07:56:13, ID: 1800329-10 OF-RW63-INF01-0218 0.11237, Description: OF-RW63-INF01-0218

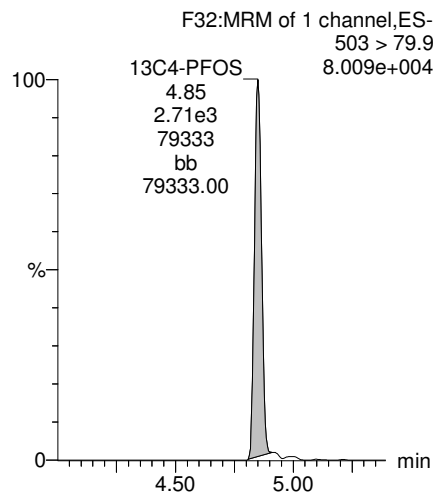
### 13C3-PFHxS



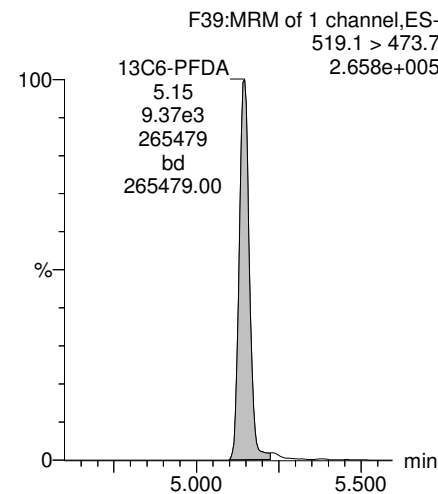
### 13C9-PFNA



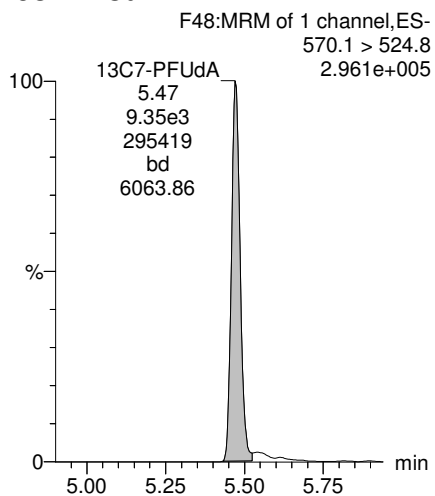
### 13C4-PFOS



### 13C6-PFDA



### 13C7-PFUDa



Dataset: Z:\Projects\PFAS.PRO\Results\180301M1\180301M1-40.qld

Last Altered: Tuesday, March 06, 2018 11:48:33 Pacific Standard Time

Printed: Tuesday, March 06, 2018 11:48:45 Pacific Standard Time

Method: Z:\Projects\PFAS.PRO\MethDB\PFAS\_FULL\_80C\_022718.mdb 28 Feb 2018 13:19:45

Calibration: Z:\Projects\PFAS.PRO\CurveDB\C18\_VAL-PFAS\_Q4\_03-01-18-FULL.cdb 05 Mar 2018 08:17:35

Name: 180301M1\_40, Date: 02-Mar-2018, Time: 08:07:43, ID: 1800329-11 OF-RW63-MID01-0218 0.11515, Description: OF-RW63-MID01-0218

	# Name	Trace	Area	IS Area	Wt./Vol.	RRF	Pred.RT	RT	y Axis Resp.	Conc.	%Rec
1	3 PFBS	299.0 > 79.7		1.37e3	0.115		2.60				
2	5 PFHxA	313.2 > 268.9		2.03e3	0.115		3.19				
3	7 PFHpA	363.0 > 318.9		4.89e3	0.115		3.81				
4	8 L-PFHxS	398.9 > 79.6	7.30e0	9.06e2	0.115		4.17	3.95	0.101		
5	11 L-PFOA	413 > 368.7	1.05e2	8.58e3	0.115		4.40	4.33	0.152	0.6348	
6	14 PFNA	463.0 > 418.8		6.70e3	0.115		4.76				
7	16 L-PFOS	499 > 79.9		2.77e3	0.115		4.90				
8	18 PFDA	513 > 468.8		6.50e3	0.115		5.14				
9	21 N-MeFOSAA	570.1 > 419		3.15e3	0.115		5.29				
10	22 N-EtFOSAA	584.2 > 419		3.45e3	0.115		5.45				
11	23 PFUdA	563.0 > 518.9		7.23e3	0.115		5.46				

Dataset: Z:\Projects\PFAS.PRO\Results\180301M1\180301M1-40.qld

Last Altered: Tuesday, March 06, 2018 11:48:33 Pacific Standard Time

Printed: Tuesday, March 06, 2018 11:48:57 Pacific Standard Time

Method: Z:\Projects\PFAS.PRO\MethDB\PFAS\_FULL\_80C\_022718.mdb 28 Feb 2018 13:19:45

Calibration: Z:\Projects\PFAS.PRO\CurveDB\C18\_VAL-PFAS\_Q4\_03-01-18-FULL.cdb 05 Mar 2018 08:17:35

Name: 180301M1\_40, Date: 02-Mar-2018, Time: 08:07:43, ID: 1800329-11 OF-RW63-MID01-0218 0.11515, Description: OF-RW63-MID01-0218

#	Name	Trace	Area	IS Area	Wt./Vol.	RRF	Pred.RT	RT	y Axis Resp.	Conc.	%Rec
1	25 PFDa	612.9 > 569.0		5.85e3	0.115		5.74				
2	27 PFTDA	662.9 > 618.9	5.35e1	5.85e3	0.115		5.98	6.00	0.114	1.0868	
3	28 PFTeDA	712.9 > 668.8		3.34e3	0.115		6.20				
4	36 13C3-PFBS	302. > 98.8	1.37e3	7.39e3	0.115	0.125	2.69	2.69	2.32	161.1951	148.5
5	37 13C2-PFHxA	315 > 269.8	2.03e3	7.39e3	0.115	0.722	3.19	3.19	3.43	41.2079	94.9
6	38 13C4-PFHpA	367.2 > 321.8	4.89e3	7.39e3	0.115	0.687	3.81	3.80	8.27	104.5664	96.3
7	39 18O2-PFHxS	403.0 > 102.6	9.06e2	2.78e3	0.115	0.367	3.96	3.95	4.07	96.3273	88.7
8	40 13C2-PFOA	414.9 > 369.7	8.58e3	7.55e3	0.115	1.260	4.33	4.32	14.2	97.9430	90.2
9	41 13C5-PFNA	468.2 > 422.9	6.70e3	7.48e3	0.115	0.959	4.76	4.77	11.2	101.4253	93.4
10	42 13C8-PFOA	506.1 > 77.7	1.21e3	9.84e3	0.115	0.229	4.83	4.84	1.54	58.3631	53.8
11	43 13C8-PFOS	507.0 > 79.9	2.77e3	2.96e3	0.115	1.053	4.84	4.84	11.7	96.6449	89.0
12	44 13C2-PFDA	515.1 > 469.9	6.50e3	8.01e3	0.115	0.977	5.14	5.14	10.2	90.2270	83.1
13	45 d3-N-MeFOSAA	573.3 > 419	3.15e3	9.84e3	0.115	0.384	5.29	5.29	4.00	90.3622	83.2
14	46 d5-N-EtFOSAA	589.3 > 419	3.45e3	9.84e3	0.115	0.403	5.45	5.45	4.38	94.5550	87.1
15	47 13C2-PFUdA	565 > 519.8	7.23e3	9.84e3	0.115	1.019	5.46	5.47	9.19	78.2788	72.1
16	48 13C2-PFDoA	615.0 > 569.7	5.85e3	9.84e3	0.115	0.908	5.74	5.75	7.43	71.1044	65.5
17	49 d3-N-MeFOSA	515.2 > 168.9		9.84e3	0.115	0.117	5.84				
18	50 13C2-PFTeDA	714.8 > 669.6	3.34e3	9.84e3	0.115	0.414	6.20	6.23	4.24	89.0567	82.0
19	51 d5-N-ETFOSA	531.1 > 168.9		9.84e3	0.115	0.181	6.22				
20	52 13C2-PFHxDA	815 > 769.7	1.93e3	9.84e3	0.115	0.782	6.51	6.56	2.45	27.1799	62.6
21	53 d7-N-MeFOSE	623.1 > 58.9		9.84e3	0.115	0.172	6.31				
22	54 d9-N-EtFOSE	639.2 > 58.8		9.84e3	0.115	0.146	6.45				
23	55 13C4-PFBA	217. > 171.8	6.09e3	6.09e3	0.115	1.000	1.46	1.44	12.5	108.5541	100.0
24	56 13C5-PFHxA	318 > 272.9	7.39e3	7.39e3	0.115	1.000	3.19	3.18	12.5	108.5541	100.0
25	57 13C3-PFHxS	401.9 > 79.9	2.78e3	2.78e3	0.115	1.000	3.96	3.95	12.5	108.5541	100.0
26	58 13C8-PFOA	421.3 > 376	7.55e3	7.55e3	0.115	1.000	4.33	4.33	12.5	108.5541	100.0
27	59 13C9-PFNA	472.2 > 426.9	7.48e3	7.48e3	0.115	1.000	4.70	4.76	12.5	108.5541	100.0
28	60 13C4-PFOS	503 > 79.9	2.96e3	2.96e3	0.115	1.000	4.84	4.85	12.5	108.5541	100.0
29	61 13C6-PFDA	519.1 > 473.7	8.01e3	8.01e3	0.115	1.000	5.14	5.14	12.5	108.5541	100.0
30	62 13C7-PFUdA	570.1 > 524.8	9.84e3	9.84e3	0.115	1.000	5.46	5.47	12.5	108.5541	100.0
31	63 Total PFHxS	398.9 > 79.6	7.30e0	9.06e2	0.115		3.85		0.000		
32	64 Total PFOA	413 > 368.7	1.05e2	8.58e3	0.115		4.21		0.152	0.6348	

AD 3/6/2018

Dataset: Z:\Projects\PFAS.PRO\Results\180301M1\180301M1-40.qld

Last Altered: Tuesday, March 06, 2018 11:48:33 Pacific Standard Time

Printed: Tuesday, March 06, 2018 11:48:57 Pacific Standard Time

**Name: 180301M1\_40, Date: 02-Mar-2018, Time: 08:07:43, ID: 1800329-11 OF-RW63-MID01-0218 0.11515, Description: OF-RW63-MID01-0218**

	# Name	Trace	Area	IS Area	Wt./Vol.	RRF	Pred.RT	RT	y Axis Resp.	Conc.	%Rec
33	65 Total PFOS	499 > 79.9	0.00e0	2.77e3	0.115		4.73		0.000		
34	66 Total N-MeFOSAA	570.1 > 419	0.00e0	3.15e3	0.115		5.29		0.000		
35	67 Total N-EtFOSAA	584.2 > 419	0.00e0	3.45e3	0.115		5.45		0.000		

Dataset: Z:\Projects\PFAS.PRO\Results\180301M1\180301M1-40.qld

Last Altered: Tuesday, March 06, 2018 11:48:33 Pacific Standard Time

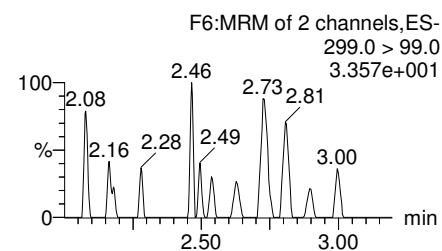
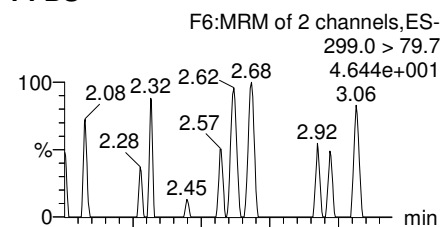
Printed: Tuesday, March 06, 2018 11:48:57 Pacific Standard Time

Method: Z:\Projects\PFAS.PRO\MethDB\PFAS\_FULL\_80C\_022718.mdb 28 Feb 2018 13:19:45

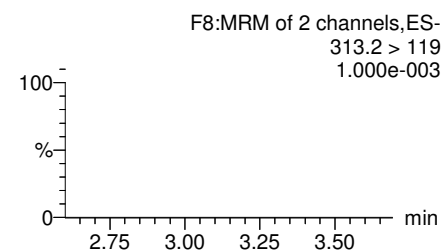
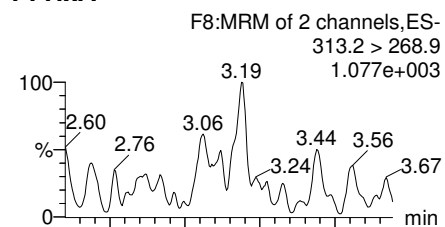
Calibration: Z:\Projects\PFAS.PRO\CurveDB\C18\_VAL-PFAS\_Q4\_03-01-18-FULL.cdb 05 Mar 2018 08:17:35

Name: 180301M1\_40, Date: 02-Mar-2018, Time: 08:07:43, ID: 1800329-11 OF-RW63-MID01-0218 0.11515, Description: OF-RW63-MID01-0218


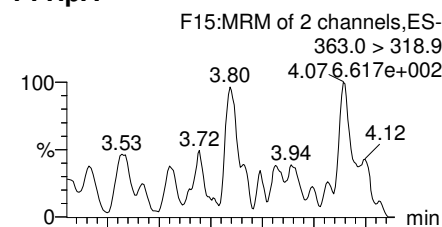
**PFBS**



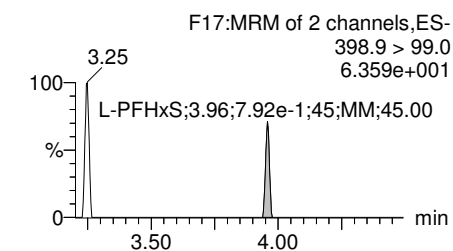
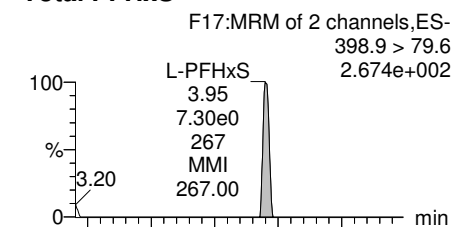
**PFHxA**



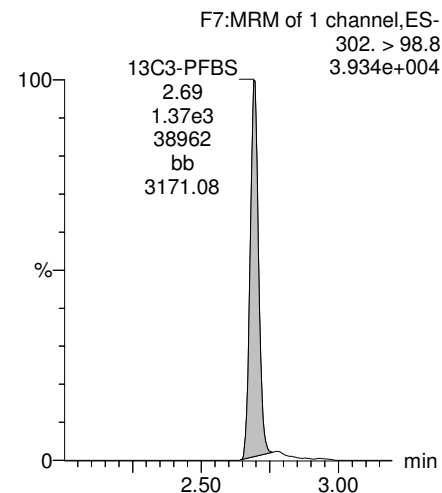
**PFHpA**



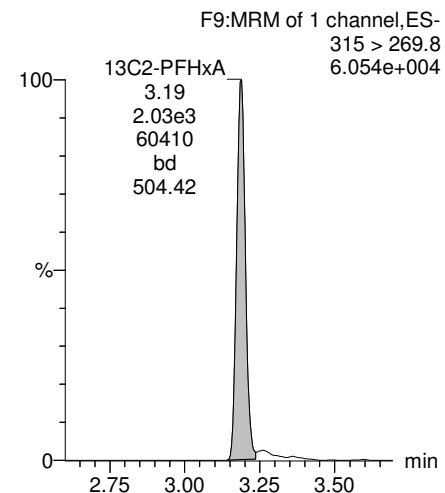
**Total PFHxS**



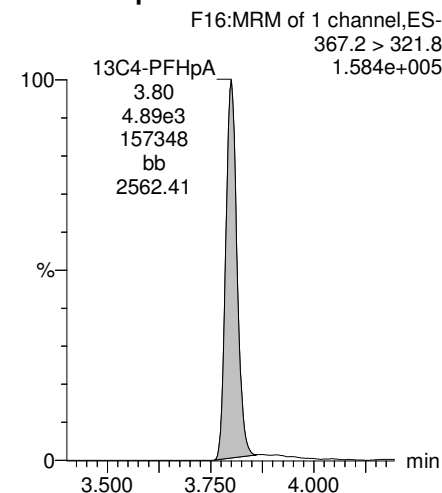
**13C3-PFBS**



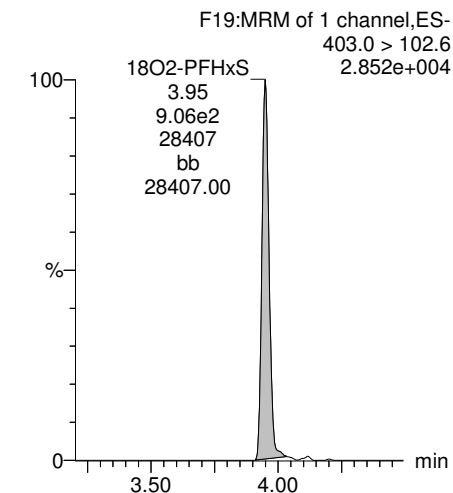
**13C2-PFHxA**



**13C4-PFHpA**



**18O2-PFHxS**



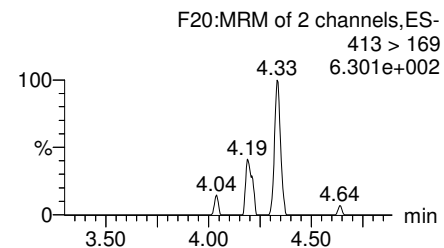
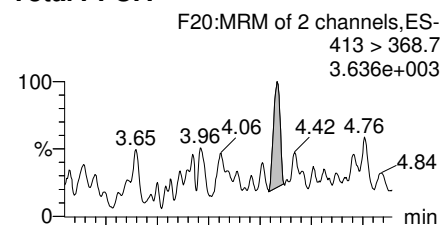
Dataset: Z:\Projects\PFAS.PRO\Results\180301M1\180301M1-40.qld

Last Altered: Tuesday, March 06, 2018 11:48:33 Pacific Standard Time

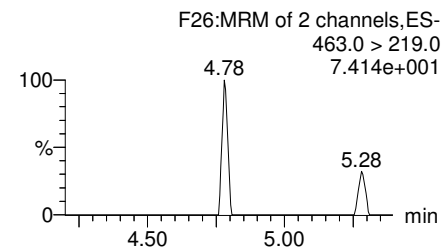
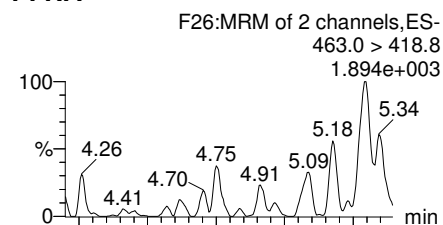
Printed: Tuesday, March 06, 2018 11:48:57 Pacific Standard Time

Name: 180301M1\_40, Date: 02-Mar-2018, Time: 08:07:43, ID: 1800329-11 OF-RW63-MID01-0218 0.11515, Description: OF-RW63-MID01-0218

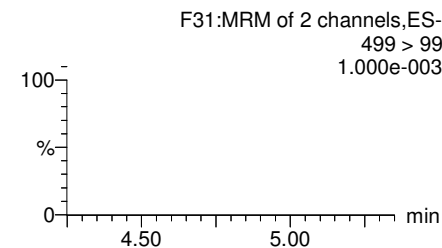
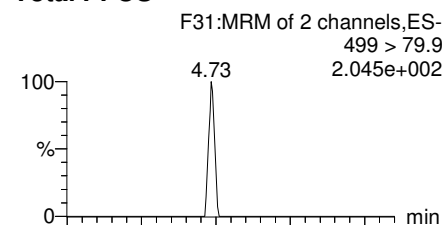
**Total PFOA**



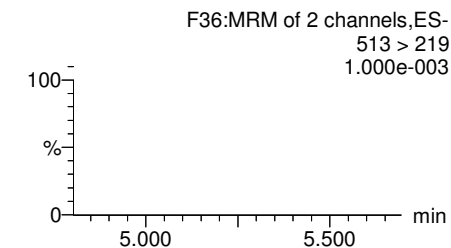
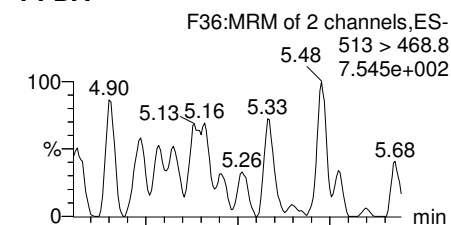
**PFNA**



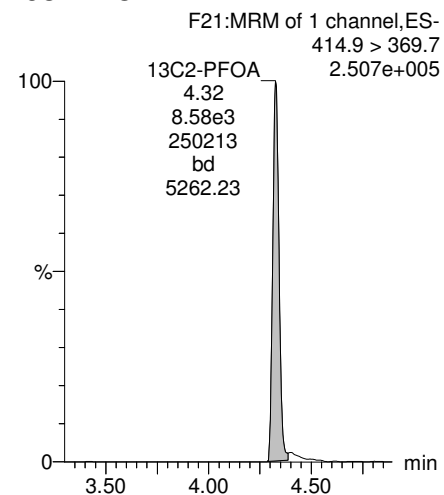
**Total PFOS**



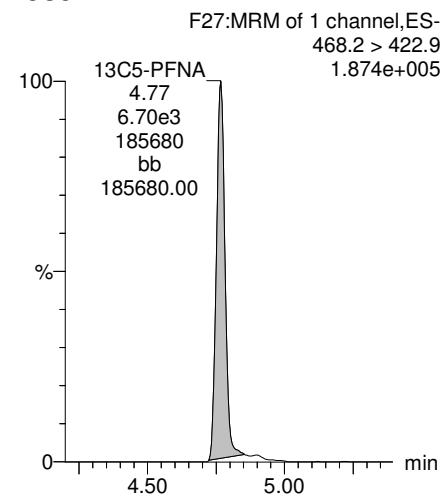
**PFDA**



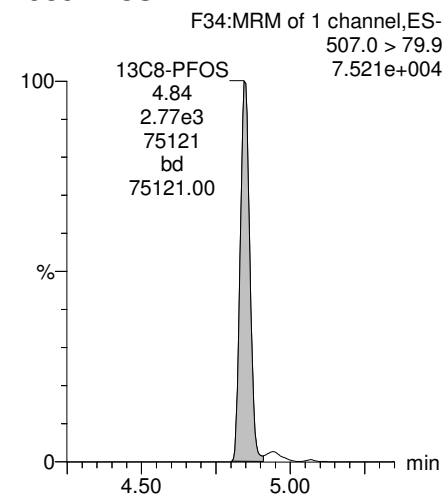
**13C2-PFOA**



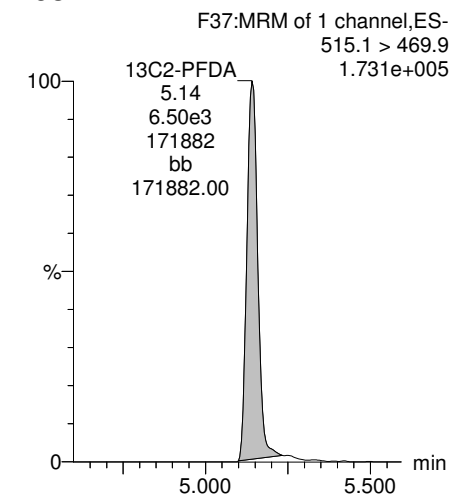
**13C5-PFNA**



**13C8-PFOS**



**13C2-PFDA**



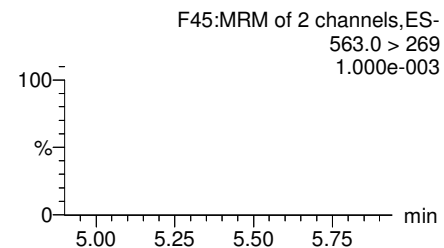
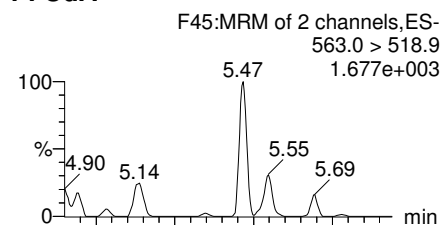


Dataset: Z:\Projects\PFAS.PRO\Results\180301M1\180301M1-40.qld

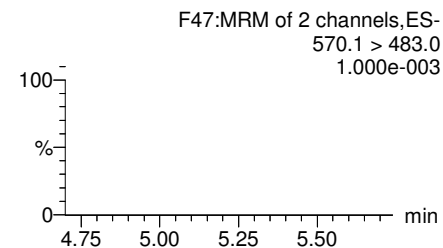
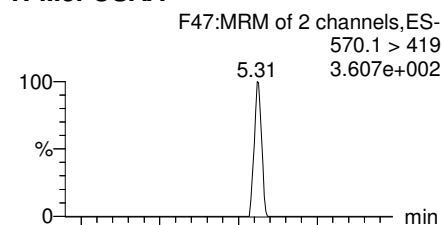
Last Altered: Tuesday, March 06, 2018 11:48:33 Pacific Standard Time  
Printed: Tuesday, March 06, 2018 11:48:57 Pacific Standard Time

Name: 180301M1\_40, Date: 02-Mar-2018, Time: 08:07:43, ID: 1800329-11 OF-RW63-MID01-0218 0.11515, Description: OF-RW63-MID01-0218

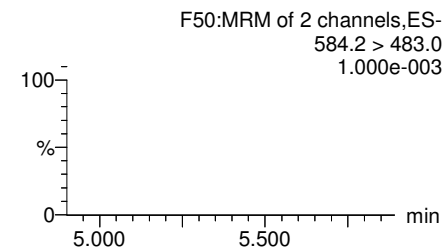
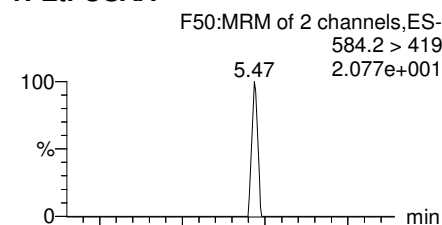
**PFUdA**



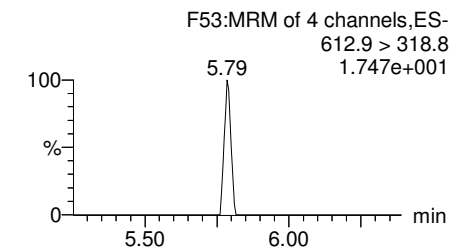
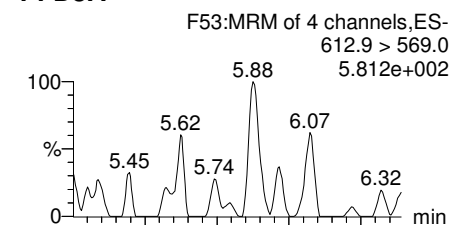
**N-MeFOSAA**



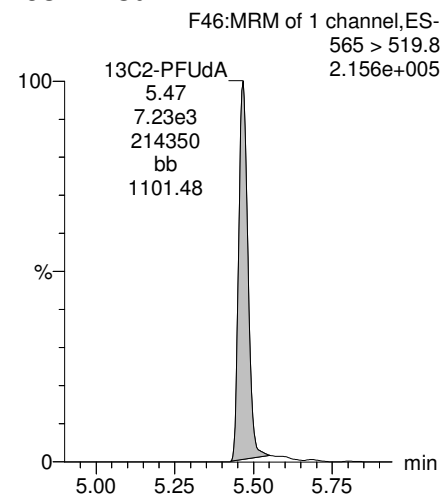
**N-EtFOSAA**



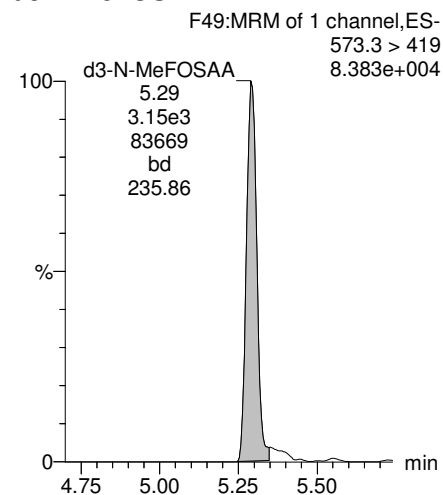
**PFDaA**



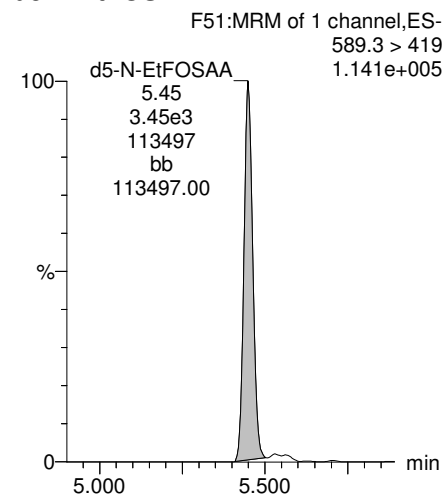
**13C2-PFUdA**



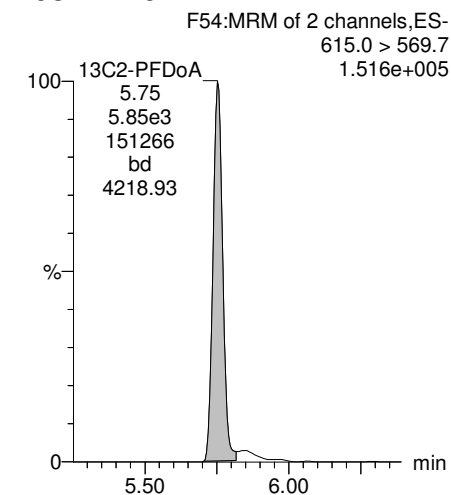
**d3-N-MeFOSAA**



**d5-N-EtFOSAA**



**13C2-PFDaA**



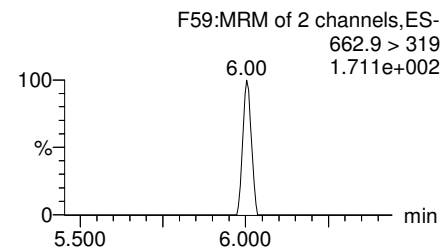
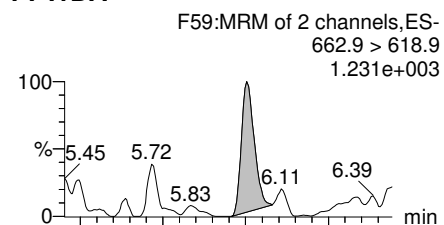
Dataset: Z:\Projects\PFAS.PRO\Results\180301M1\180301M1-40.qld

Last Altered: Tuesday, March 06, 2018 11:48:33 Pacific Standard Time

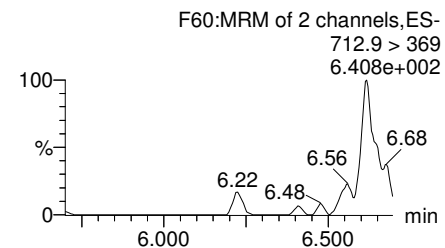
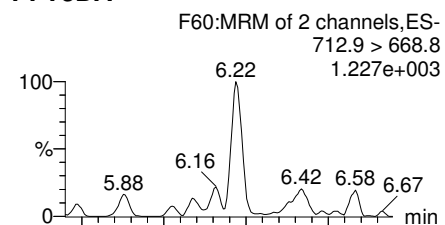
Printed: Tuesday, March 06, 2018 11:48:57 Pacific Standard Time

Name: 180301M1\_40, Date: 02-Mar-2018, Time: 08:07:43, ID: 1800329-11 OF-RW63-MID01-0218 0.11515, Description: OF-RW63-MID01-0218

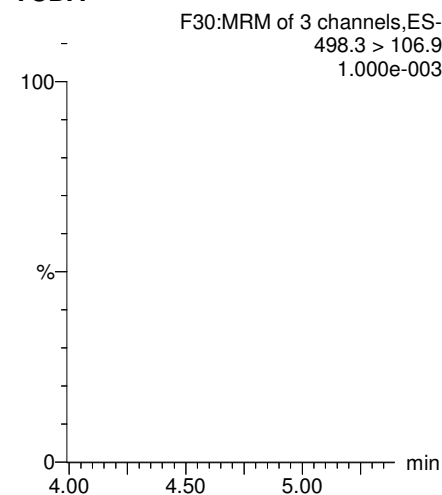
**PFTTrDA**



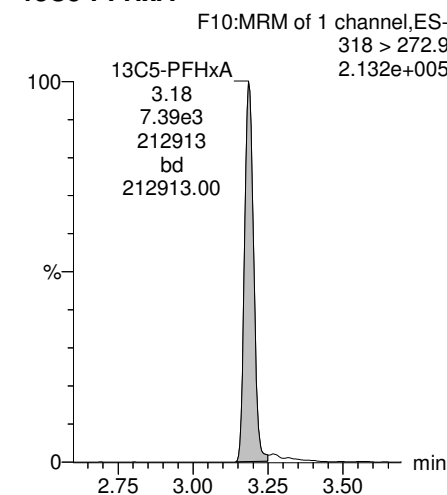
**PFTeDA**



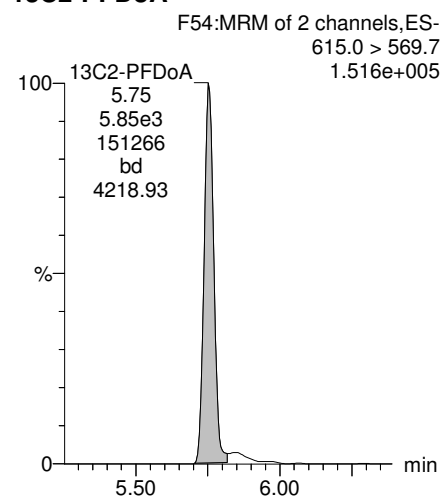
**TCDA**



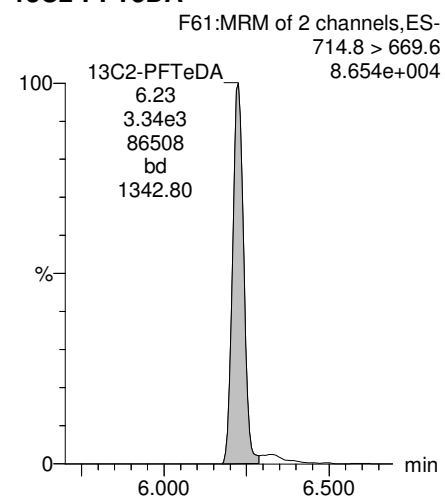
**13C5-PFHxA**



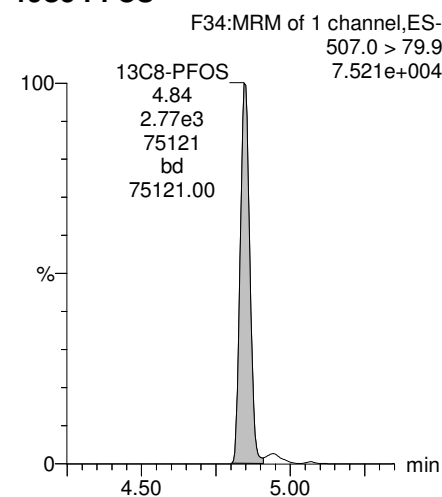
**13C2-PFDoA**



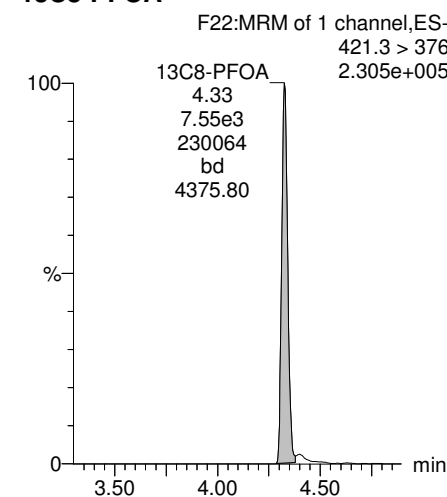
**13C2-PFTeDA**



**13C8-PFOS**



**13C8-PFOA**



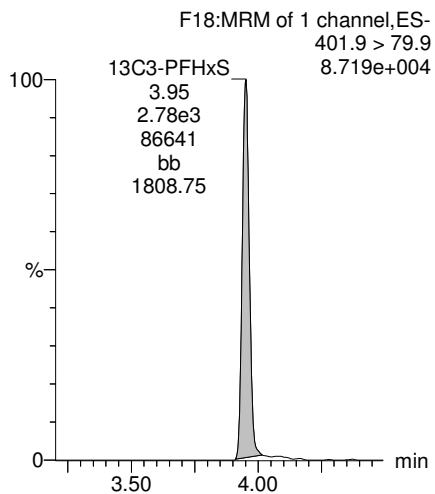
Dataset: Z:\Projects\PFAS.PRO\Results\180301M1\180301M1-40.qld

Last Altered: Tuesday, March 06, 2018 11:48:33 Pacific Standard Time

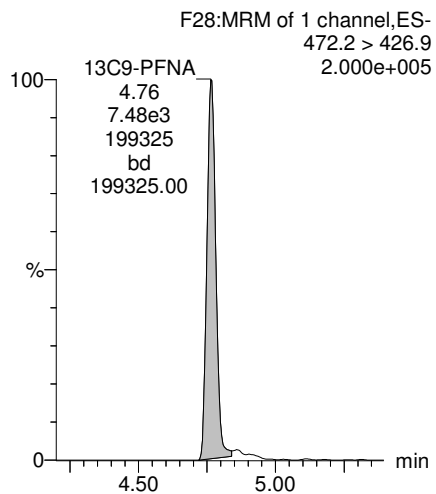
Printed: Tuesday, March 06, 2018 11:48:57 Pacific Standard Time

Name: 180301M1\_40, Date: 02-Mar-2018, Time: 08:07:43, ID: 1800329-11 OF-RW63-MID01-0218 0.11515, Description: OF-RW63-MID01-0218

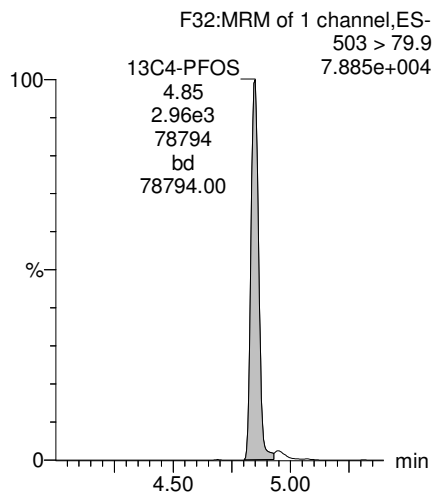
### 13C3-PFHxS



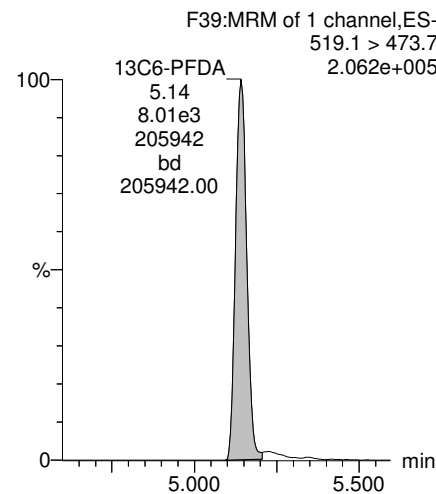
### 13C9-PFNA



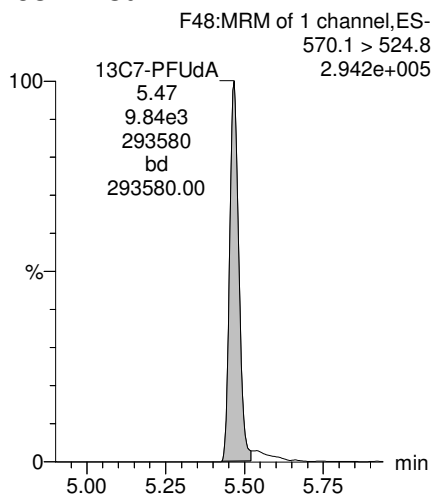
### 13C4-PFOS



### 13C6-PFDA



### 13C7-PFUDa



Dataset: Z:\Projects\PFAS.PRO\Results\180301M1\180301M1-41.qld

Last Altered: Tuesday, March 06, 2018 13:33:49 Pacific Standard Time

Printed: Tuesday, March 06, 2018 13:34:20 Pacific Standard Time

Method: Z:\Projects\PFAS.PRO\MethDB\PFAS\_FULL\_80C\_022718.mdb 28 Feb 2018 13:19:45

Calibration: Z:\Projects\PFAS.PRO\CurveDB\C18\_VAL-PFAS\_Q4\_03-01-18-FULL.cdb 05 Mar 2018 08:17:35

Name: 180301M1\_41, Date: 02-Mar-2018, Time: 08:19:12, ID: 1800329-12 OF-RW63-EFF01-0218 0.12129, Description: OF-RW63-EFF01-0218

	# Name	Trace	Area	IS Area	Wt./Vol.	RRF	Pred.RT	RT	y Axis Resp.	Conc.	%Rec
1	3 PFBS	299.0 > 79.7	2.97e0	1.14e3	0.121		2.60	2.70	0.0326	0.6539	
2	5 PFHxA	313.2 > 268.9		2.17e3	0.121		3.19				
3	7 PFHpA	363.0 > 318.9		5.45e3	0.121		3.81				
4	8 L-PFHxS	398.9 > 79.6	3.20e0	8.61e2	0.121		4.17	3.96	0.0464		
5	11 L-PFOA	413 > 368.7		8.85e3	0.121		4.40				
6	14 PFNA	463.0 > 418.8		7.13e3	0.121		4.76				
7	16 L-PFOS	499 > 79.9		2.67e3	0.121		4.90				
8	18 PFDA	513 > 468.8		7.27e3	0.121		5.14				
9	21 N-MeFOSAA	570.1 > 419		2.43e3	0.121		5.29				
10	22 N-EtFOSAA	584.2 > 419		2.95e3	0.121		5.45				
11	23 PFUdA	563.0 > 518.9	7.00e0	7.24e3	0.121		5.46	5.47	0.0121	0.1873	

Dataset: Z:\Projects\PFAS.PRO\Results\180301M1\180301M1-41.qld

Last Altered: Tuesday, March 06, 2018 13:33:49 Pacific Standard Time

Printed: Tuesday, March 06, 2018 13:34:12 Pacific Standard Time

Method: Z:\Projects\PFAS.PRO\MethDB\PFAS\_FULL\_80C\_022718.mdb 28 Feb 2018 13:19:45

Calibration: Z:\Projects\PFAS.PRO\CurveDB\C18\_VAL-PFAS\_Q4\_03-01-18-FULL.cdb 05 Mar 2018 08:17:35

Name: 180301M1\_41, Date: 02-Mar-2018, Time: 08:19:12, ID: 1800329-12 OF-RW63-EFF01-0218 0.12129, Description: OF-RW63-EFF01-0218

#	Name	Trace	Area	IS Area	Wt./Vol.	RRF	Pred.RT	RT	y Axis Resp.	Conc.	%Rec
1	25 PFDa	612.9 > 569.0		7.26e3	0.121		5.74				
2	27 PFTDA	662.9 > 618.9		7.26e3	0.121		5.98				
3	28 PFTeDA	712.9 > 668.8		3.03e3	0.121		6.20				
4	36 13C3-PFBS	302. > 98.8	1.14e3	8.79e3	0.121	0.125	2.69	2.69	1.62	106.8187	103.6
5	37 13C2-PFHxA	315 > 269.8	2.17e3	8.79e3	0.121	0.722	3.19	3.18	3.09	35.2531	85.5
6	38 13C4-PFHpA	367.2 > 321.8	5.45e3	8.79e3	0.121	0.687	3.81	3.80	7.76	93.0773	90.3
7	39 18O2-PFHxS	403.0 > 102.6	8.61e2	2.75e3	0.121	0.367	3.96	3.95	3.91	87.8434	85.2
8	40 13C2-PFOA	414.9 > 369.7	8.85e3	8.54e3	0.121	1.260	4.33	4.32	13.0	84.7563	82.2
9	41 13C5-PFNA	468.2 > 422.9	7.13e3	7.90e3	0.121	0.959	4.76	4.76	11.3	97.0152	94.1
10	42 13C8-PFOA	506.1 > 77.7	1.19e3	8.96e3	0.121	0.229	4.83	4.83	1.66	59.7130	57.9
11	43 13C8-PFOS	507.0 > 79.9	2.67e3	2.81e3	0.121	1.053	4.84	4.84	11.9	92.9418	90.2
12	44 13C2-PFDA	515.1 > 469.9	7.27e3	1.03e4	0.121	0.977	5.14	5.14	8.82	74.4095	72.2
13	45 d3-N-MeFOSAA	573.3 > 419	2.43e3	8.96e3	0.121	0.384	5.29	5.29	3.39	72.6786	70.5
14	46 d5-N-EtFOSAA	589.3 > 419	2.95e3	8.96e3	0.121	0.403	5.45	5.45	4.11	84.1908	81.7
15	47 13C2-PFUdA	565 > 519.8	7.24e3	8.96e3	0.121	1.019	5.46	5.47	10.1	81.7461	79.3
16	48 13C2-PFDoA	615.0 > 569.7	7.26e3	8.96e3	0.121	0.908	5.74	5.75	10.1	92.0188	89.3
17	49 d3-N-MeFOSA	515.2 > 168.9		8.96e3	0.121	0.117	5.84				
18	50 13C2-PFTeDA	714.8 > 669.6	3.03e3	8.96e3	0.121	0.414	6.20	6.23	4.22	84.1112	81.6
19	51 d5-N-ETFOSA	531.1 > 168.9		8.96e3	0.121	0.181	6.22				
20	52 13C2-PFHxDA	815 > 769.7	1.42e3	8.96e3	0.121	0.782	6.51	6.56	1.99	20.9517	50.8
21	53 d7-N-MeFOSE	623.1 > 58.9		8.96e3	0.121	0.172	6.31				
22	54 d9-N-EtFOSE	639.2 > 58.8		8.96e3	0.121	0.146	6.45				
23	55 13C4-PFBA	217. > 171.8	6.68e3	6.68e3	0.121	1.000	1.46	1.44	12.5	103.0588	100.0
24	56 13C5-PFHxA	318 > 272.9	8.79e3	8.79e3	0.121	1.000	3.19	3.18	12.5	103.0588	100.0
25	57 13C3-PFHxS	401.9 > 79.9	2.75e3	2.75e3	0.121	1.000	3.96	3.95	12.5	103.0588	100.0
26	58 13C8-PFOA	421.3 > 376	8.54e3	8.54e3	0.121	1.000	4.33	4.33	12.5	103.0588	100.0
27	59 13C9-PFNA	472.2 > 426.9	7.90e3	7.90e3	0.121	1.000	4.70	4.76	12.5	103.0588	100.0
28	60 13C4-PFOS	503 > 79.9	2.81e3	2.81e3	0.121	1.000	4.84	4.84	12.5	103.0588	100.0
29	61 13C6-PFDA	519.1 > 473.7	1.03e4	1.03e4	0.121	1.000	5.14	5.14	12.5	103.0588	100.0
30	62 13C7-PFUdA	570.1 > 524.8	8.96e3	8.96e3	0.121	1.000	5.46	5.47	12.5	103.0588	100.0
31	63 Total PFHxS	398.9 > 79.6	3.20e0	8.61e2	0.121		3.85		0.000		
32	64 Total PFOA	413 > 368.7	0.00e0	8.85e3	0.121		4.21		0.000		

Dataset: Z:\Projects\PFAS.PRO\Results\180301M1\180301M1-41.qld

Last Altered: Tuesday, March 06, 2018 13:33:49 Pacific Standard Time

Printed: Tuesday, March 06, 2018 13:34:12 Pacific Standard Time

**Name: 180301M1\_41, Date: 02-Mar-2018, Time: 08:19:12, ID: 1800329-12 OF-RW63-EFF01-0218 0.12129, Description: OF-RW63-EFF01-0218**

	# Name	Trace	Area	IS Area	Wt./Vol.	RRF	Pred.RT	RT	y Axis Resp.	Conc.	%Rec
33	65 Total PFOS	499 > 79.9	0.00e0	2.67e3	0.121		4.73		0.000		
34	66 Total N-MeFOSAA	570.1 > 419	0.00e0	2.43e3	0.121		5.29		0.000		
35	67 Total N-EtFOSAA	584.2 > 419	0.00e0	2.95e3	0.121		5.45		0.000		

Dataset: Z:\Projects\PFAS.PRO\Results\180301M1\180301M1-41.qld

Last Altered: Tuesday, March 06, 2018 13:33:49 Pacific Standard Time

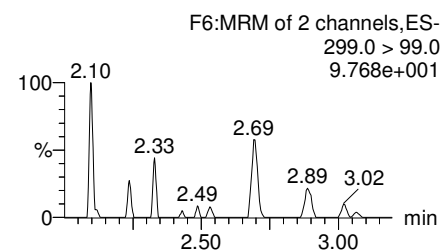
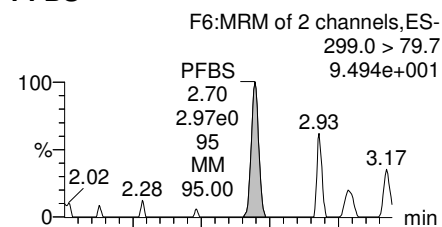
Printed: Tuesday, March 06, 2018 13:34:12 Pacific Standard Time

Method: Z:\Projects\PFAS.PRO\MethDB\PFAS\_FULL\_80C\_022718.mdb 28 Feb 2018 13:19:45

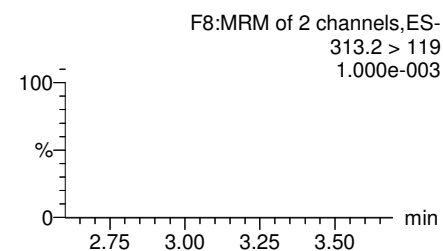
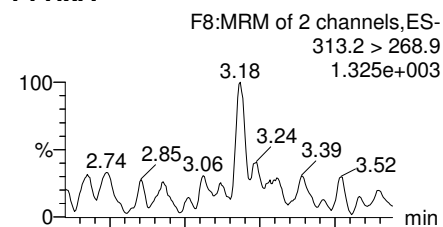
Calibration: Z:\Projects\PFAS.PRO\CurveDB\C18\_VAL-PFAS\_Q4\_03-01-18-FULL.cdb 05 Mar 2018 08:17:35

Name: 180301M1\_41, Date: 02-Mar-2018, Time: 08:19:12, ID: 1800329-12 OF-RW63-EFF01-0218 0.12129, Description: OF-RW63-EFF01-0218

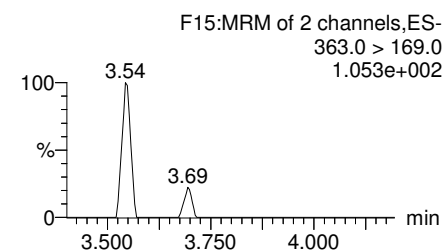
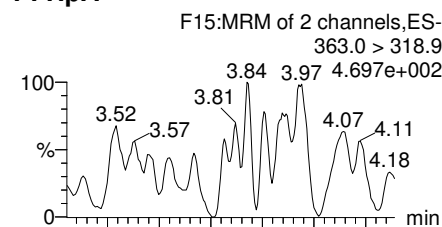
**PFBS**



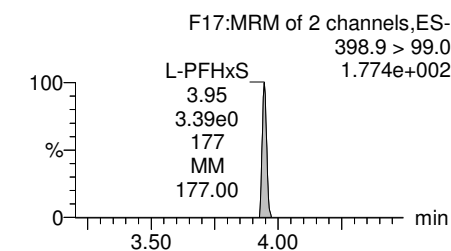
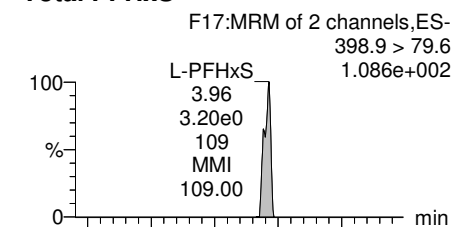
**PFHxA**



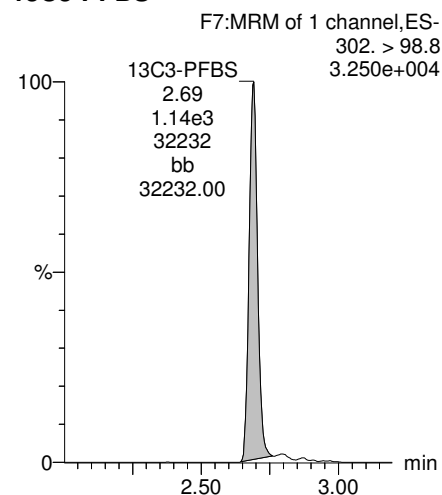
**PFHpA**



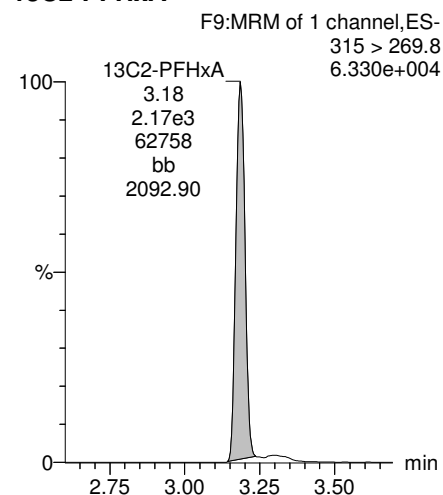
**Total PFHxS**



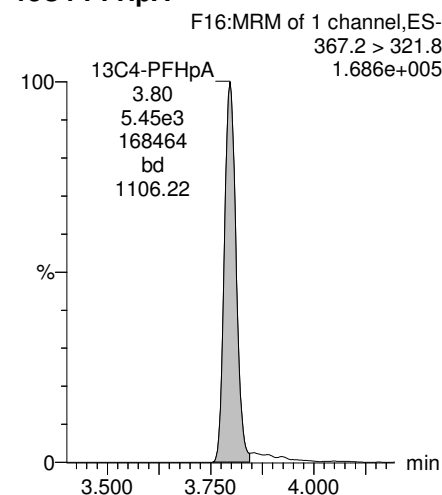
**13C3-PFBS**



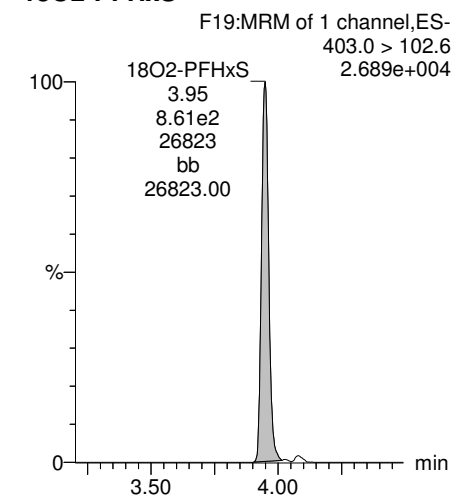
**13C2-PFHxA**



**13C4-PFHpA**



**18O2-PFHxS**

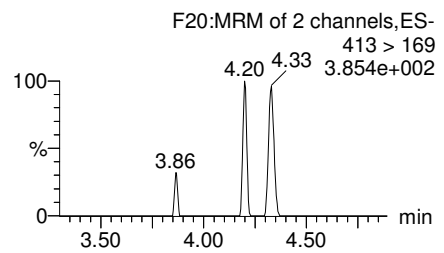
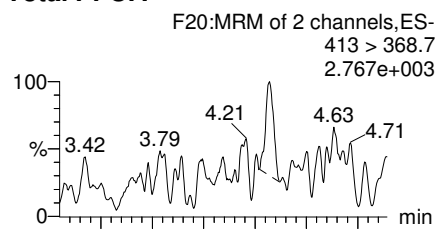


Dataset: Z:\Projects\PFAS.PRO\Results\180301M1\180301M1-41.qld

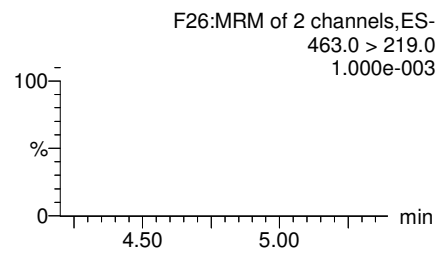
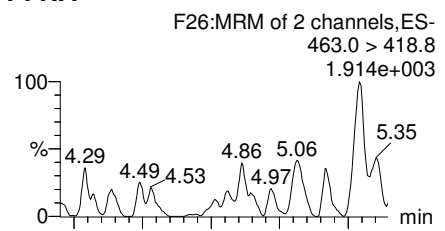
Last Altered: Tuesday, March 06, 2018 13:33:49 Pacific Standard Time  
Printed: Tuesday, March 06, 2018 13:34:12 Pacific Standard Time

Name: 180301M1\_41, Date: 02-Mar-2018, Time: 08:19:12, ID: 1800329-12 OF-RW63-EFF01-0218 0.12129, Description: OF-RW63-EFF01-0218

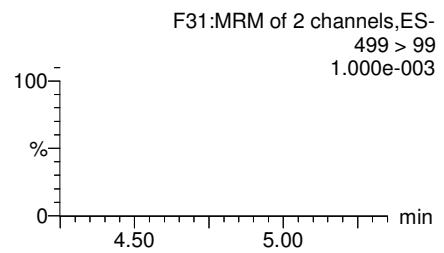
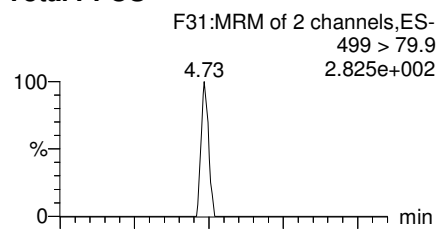
**Total PFOA**



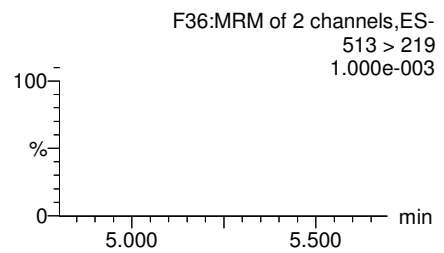
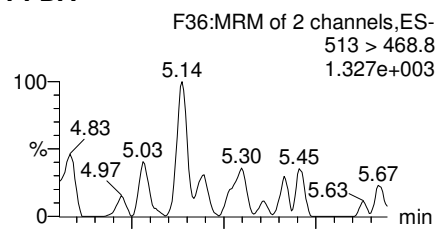
**PFNA**



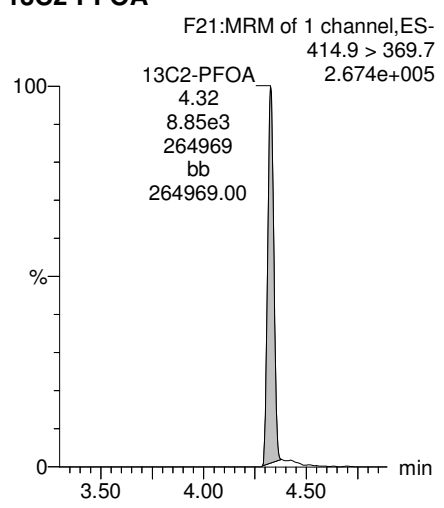
**Total PFOS**



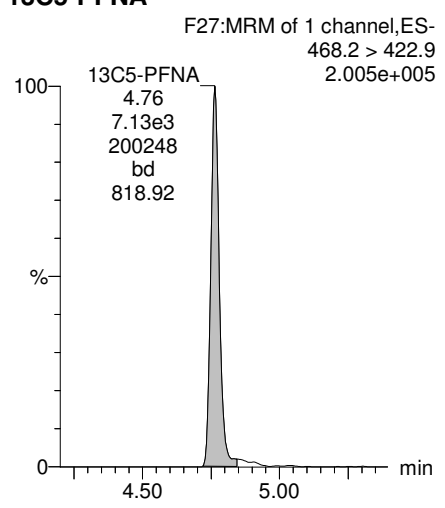
**PFDA**



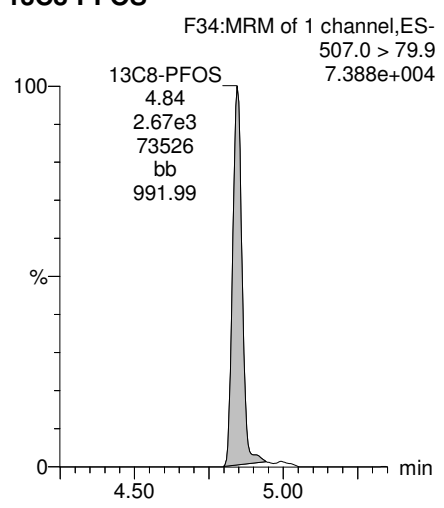
**13C2-PFOA**



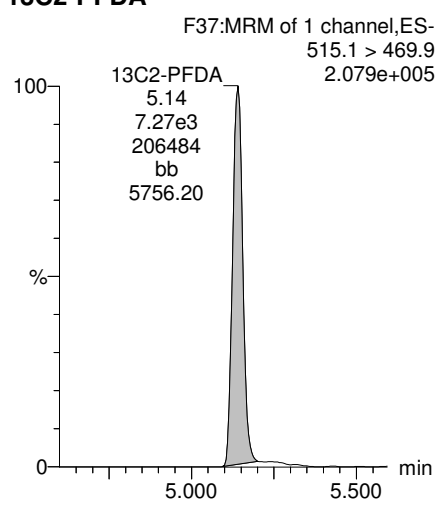
**13C5-PFNA**



**13C8-PFOS**



**13C2-PFDA**



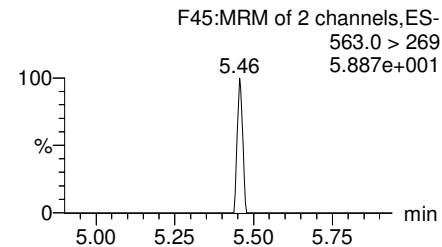
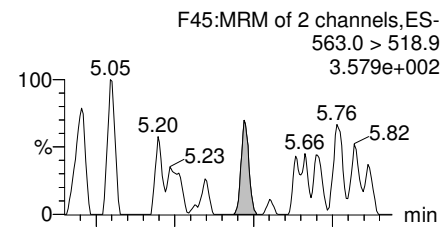


Dataset: Z:\Projects\PFAS.PRO\Results\180301M1\180301M1-41.qld

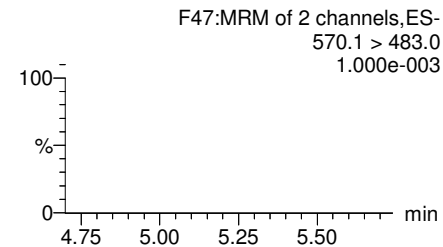
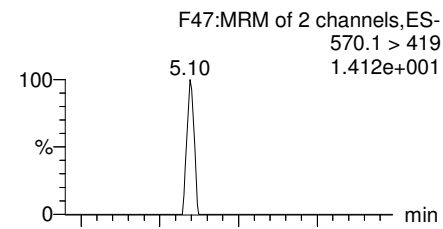
Last Altered: Tuesday, March 06, 2018 13:33:49 Pacific Standard Time  
Printed: Tuesday, March 06, 2018 13:34:12 Pacific Standard Time

Name: 180301M1\_41, Date: 02-Mar-2018, Time: 08:19:12, ID: 1800329-12 OF-RW63-EFF01-0218 0.12129, Description: OF-RW63-EFF01-0218

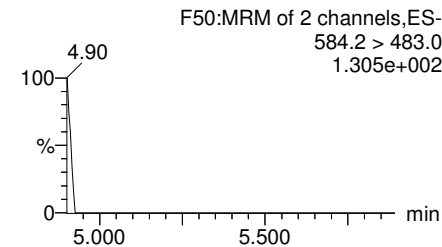
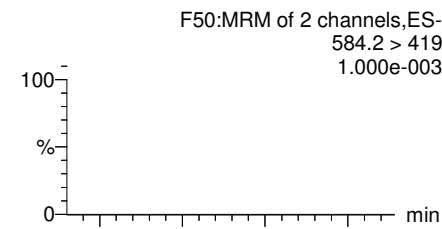
**PFUdA**



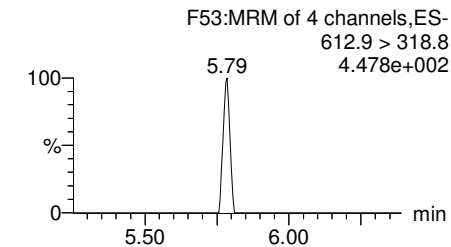
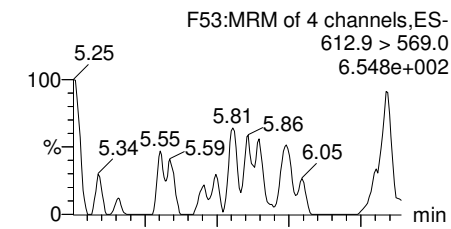
**N-MeFOSAA**



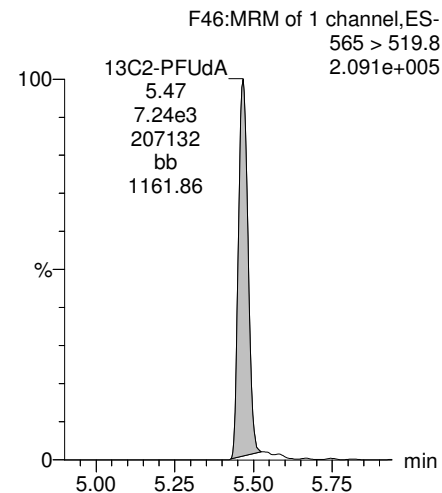
**N-EtFOSAA**



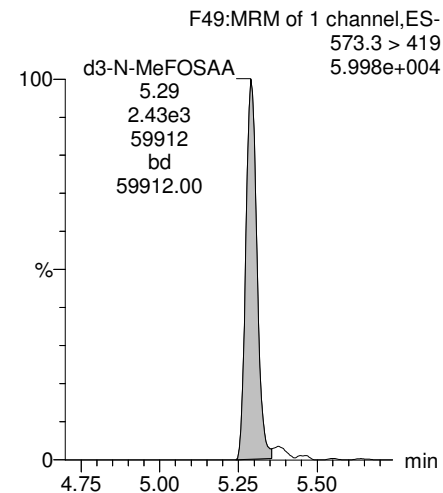
**PFDaA**



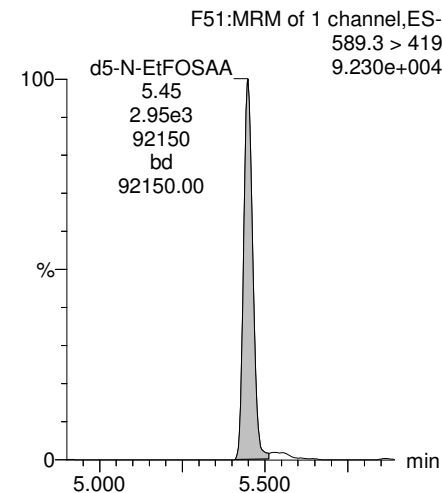
**13C2-PFUdA**



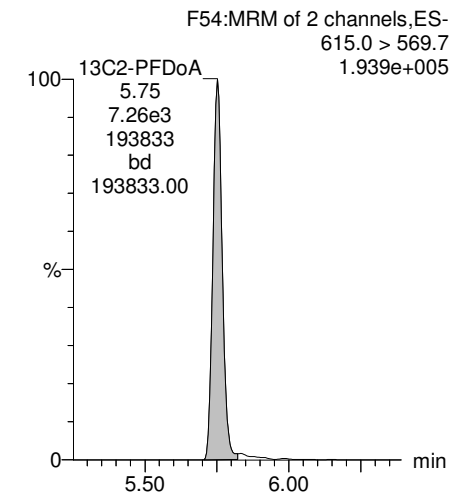
**d3-N-MeFOSAA**



**d5-N-EtFOSAA**



**13C2-PFDaA**

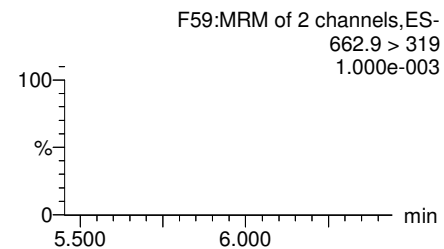
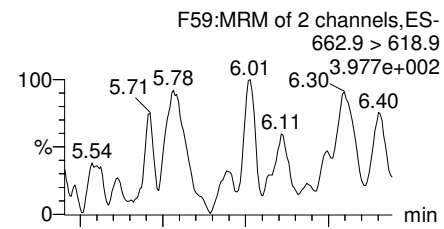


Dataset: Z:\Projects\PFAS.PRO\Results\180301M1\180301M1-41.qld

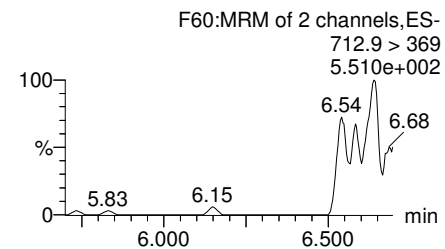
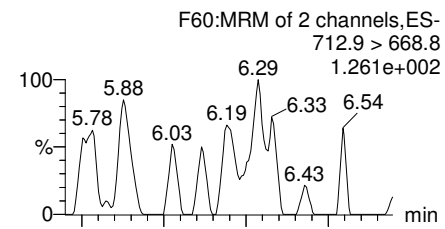
Last Altered: Tuesday, March 06, 2018 13:33:49 Pacific Standard Time  
Printed: Tuesday, March 06, 2018 13:34:12 Pacific Standard Time

Name: 180301M1\_41, Date: 02-Mar-2018, Time: 08:19:12, ID: 1800329-12 OF-RW63-EFF01-0218 0.12129, Description: OF-RW63-EFF01-0218

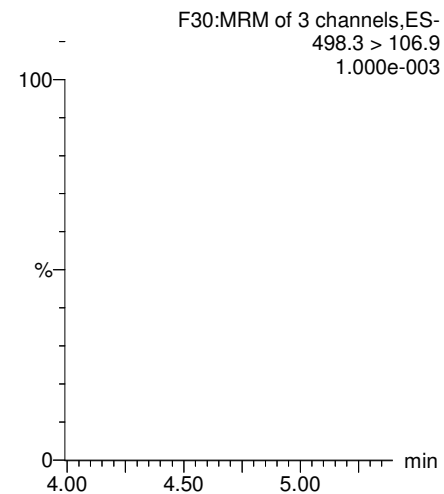
**PFTrDA**



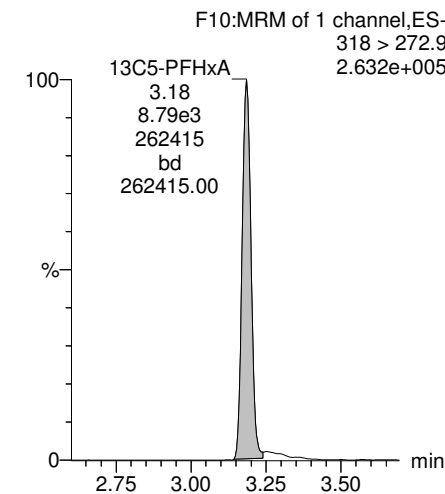
**PFTeDA**



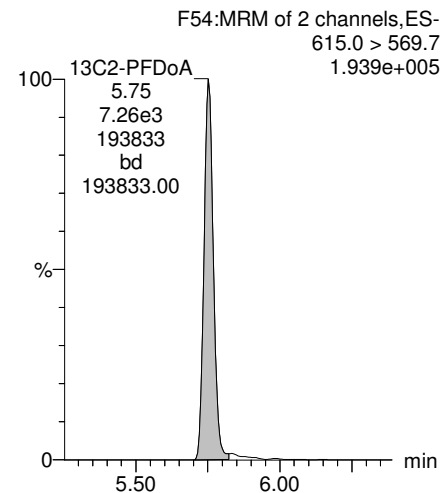
**TCDA**



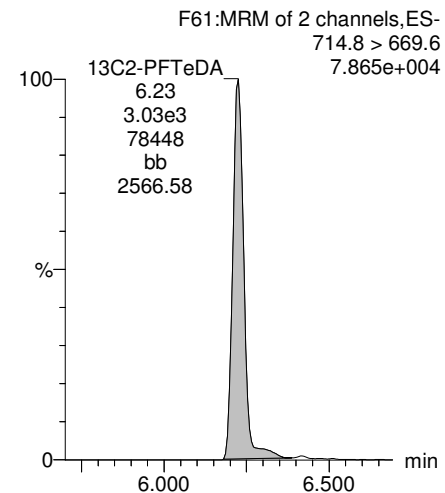
**13C5-PFHxA**



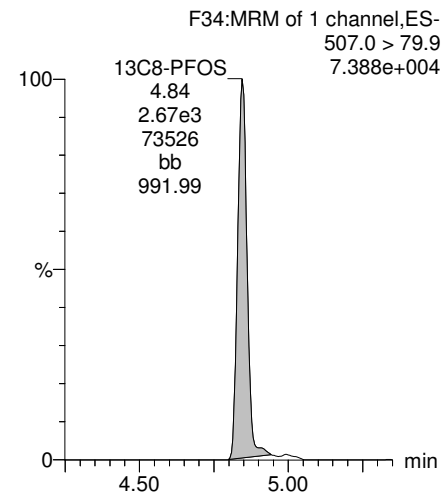
**13C2-PFDoA**



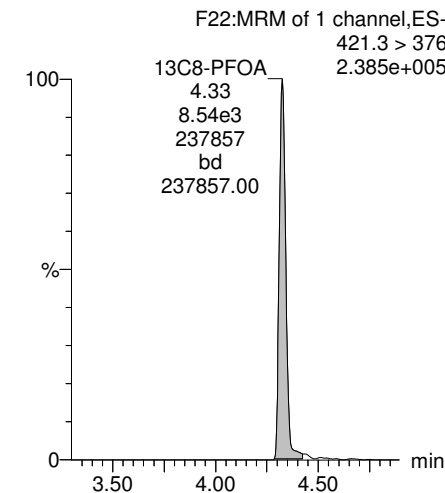
**13C2-PFTeDA**



**13C8-PFOS**



**13C8-PFOA**

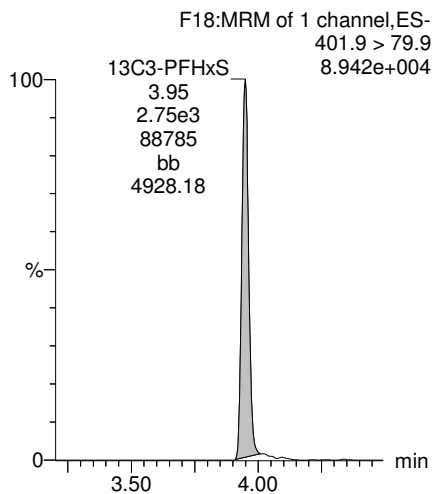


Dataset: Z:\Projects\PFAS.PRO\Results\180301M1\180301M1-41.qld

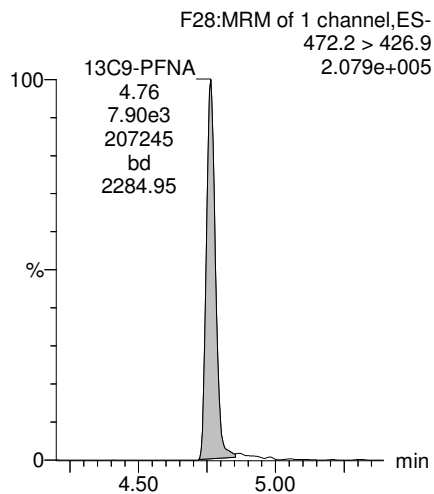
Last Altered: Tuesday, March 06, 2018 13:33:49 Pacific Standard Time  
Printed: Tuesday, March 06, 2018 13:34:12 Pacific Standard Time

Name: 180301M1\_41, Date: 02-Mar-2018, Time: 08:19:12, ID: 1800329-12 OF-RW63-EFF01-0218 0.12129, Description: OF-RW63-EFF01-0218

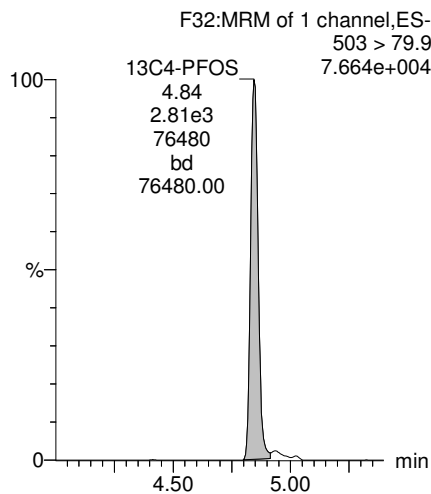
### 13C3-PFHxS



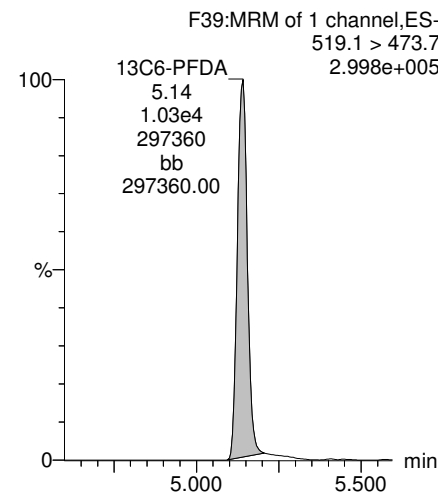
### 13C9-PFNA



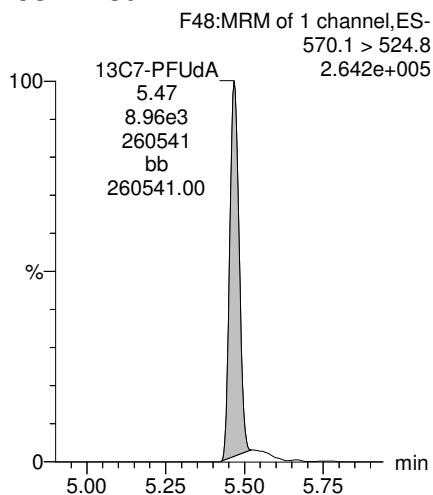
### 13C4-PFOS



### 13C6-PFDA



### 13C7-PFUDa



Dataset: Z:\Projects\PFAS.PRO\Results\180301M1\180301M1-42.qld

Last Altered: Tuesday, March 06, 2018 11:55:26 Pacific Standard Time

Printed: Tuesday, March 06, 2018 11:56:14 Pacific Standard Time

Method: Z:\Projects\PFAS.PRO\MethDB\PFAS\_FULL\_80C\_022718.mdb 28 Feb 2018 13:19:45

Calibration: Z:\Projects\PFAS.PRO\CurveDB\C18\_VAL-PFAS\_Q4\_03-01-18-FULL.cdb 05 Mar 2018 08:17:35

Name: 180301M1\_42, Date: 02-Mar-2018, Time: 08:30:41, ID: 1800329-13 OF-RW63-FB01-0218 0.12066, Description: OF-RW63-FB01-0218

	# Name	Trace	Area	IS Area	Wt./Vol.	RRF	Pred.RT	RT	y Axis Resp.	Conc.	%Rec
1	3 PFBS	299.0 > 79.7		1.14e3	0.121		2.60				
2	5 PFHxA	313.2 > 268.9		2.62e3	0.121		3.19				
3	7 PFHpA	363.0 > 318.9		5.80e3	0.121		3.81				
4	8 L-PFHxS	398.9 > 79.6	1.93e0	8.97e2	0.121		4.17	3.94	0.0268		
5	11 L-PFOA	413 > 368.7		9.67e3	0.121		4.40				
6	14 PFNA	463.0 > 418.8		8.04e3	0.121		4.76				
7	16 L-PFOS	499 > 79.9		2.60e3	0.121		4.90				
8	18 PFDA	513 > 468.8		7.94e3	0.121		5.14				
9	21 N-MeFOSAA	570.1 > 419		3.06e3	0.121		5.29				
10	22 N-EtFOSAA	584.2 > 419		3.17e3	0.121		5.45				
11	23 PFUdA	563.0 > 518.9		8.19e3	0.121		5.46				

Dataset: Z:\Projects\PFAS.PRO\Results\180301M1\180301M1-42.qld

Last Altered: Tuesday, March 06, 2018 11:55:26 Pacific Standard Time

Printed: Tuesday, March 06, 2018 11:56:25 Pacific Standard Time

Method: Z:\Projects\PFAS.PRO\MethDB\PFAS\_FULL\_80C\_022718.mdb 28 Feb 2018 13:19:45

Calibration: Z:\Projects\PFAS.PRO\CurveDB\C18\_VAL-PFAS\_Q4\_03-01-18-FULL.cdb 05 Mar 2018 08:17:35

Name: 180301M1\_42, Date: 02-Mar-2018, Time: 08:30:41, ID: 1800329-13 OF-RW63-FB01-0218 0.12066, Description: OF-RW63-FB01-0218

#	Name	Trace	Area	IS Area	Wt./Vol.	RRF	Pred.RT	RT	y Axis Resp.	Conc.	%Rec
1	25 PFDa	612.9 > 569.0		6.07e3	0.121		5.74				
2	27 PFTDA	662.9 > 618.9		6.07e3	0.121		5.98				
3	28 PFTeDA	712.9 > 668.8		4.03e3	0.121		6.20				
4	36 13C3-PFBS	302. > 98.8	1.14e3	9.85e3	0.121	0.125	2.69	2.69	1.45	96.0077	92.7
5	37 13C2-PFHxA	315 > 269.8	2.62e3	9.85e3	0.121	0.722	3.19	3.18	3.32	38.1134	92.0
6	38 13C4-PFHpA	367.2 > 321.8	5.80e3	9.85e3	0.121	0.687	3.81	3.80	7.36	88.7638	85.7
7	39 18O2-PFHxS	403.0 > 102.6	8.97e2	2.56e3	0.121	0.367	3.96	3.95	4.38	98.9952	95.6
8	40 13C2-PFOA	414.9 > 369.7	9.67e3	8.82e3	0.121	1.260	4.33	4.32	13.7	90.1059	87.0
9	41 13C5-PFNA	468.2 > 422.9	8.04e3	9.68e3	0.121	0.959	4.76	4.76	10.4	89.6888	86.6
10	42 13C8-PFOA	506.1 > 77.7	1.20e3	1.17e4	0.121	0.229	4.83	4.83	1.28	46.4116	44.8
11	43 13C8-PFOS	507.0 > 79.9	2.60e3	2.56e3	0.121	1.053	4.84	4.84	12.7	99.6922	96.2
12	44 13C2-PFDA	515.1 > 469.9	7.94e3	1.13e4	0.121	0.977	5.14	5.14	8.74	74.1742	71.6
13	45 d3-N-MeFOSAA	573.3 > 419	3.06e3	1.17e4	0.121	0.384	5.29	5.29	3.26	70.3786	67.9
14	46 d5-N-EtFOSAA	589.3 > 419	3.17e3	1.17e4	0.121	0.403	5.45	5.45	3.38	69.5361	67.1
15	47 13C2-PFUdA	565 > 519.8	8.19e3	1.17e4	0.121	1.019	5.46	5.47	8.72	70.9092	68.4
16	48 13C2-PFDoA	615.0 > 569.7	6.07e3	1.17e4	0.121	0.908	5.74	5.75	6.47	59.0679	57.0
17	49 d3-N-MeFOSA	515.2 > 168.9		1.17e4	0.121	0.117	5.84				
18	50 13C2-PFTeDA	714.8 > 669.6	4.03e3	1.17e4	0.121	0.414	6.20	6.23	4.29	85.9705	83.0
19	51 d5-N-ETFOSA	531.1 > 168.9		1.17e4	0.121	0.181	6.22				
20	52 13C2-PFHxDA	815 > 769.7	3.12e3	1.17e4	0.121	0.782	6.51	6.56	3.32	35.1904	84.9
21	53 d7-N-MeFOSE	623.1 > 58.9		1.17e4	0.121	0.172	6.31				
22	54 d9-N-EtFOSE	639.2 > 58.8		1.17e4	0.121	0.146	6.45				
23	55 13C4-PFBA	217. > 171.8	8.25e3	8.25e3	0.121	1.000	1.46	1.44	12.5	103.5969	100.0
24	56 13C5-PFHxA	318 > 272.9	9.85e3	9.85e3	0.121	1.000	3.19	3.18	12.5	103.5969	100.0
25	57 13C3-PFHxS	401.9 > 79.9	2.56e3	2.56e3	0.121	1.000	3.96	3.95	12.5	103.5969	100.0
26	58 13C8-PFOA	421.3 > 376	8.82e3	8.82e3	0.121	1.000	4.33	4.33	12.5	103.5969	100.0
27	59 13C9-PFNA	472.2 > 426.9	9.68e3	9.68e3	0.121	1.000	4.70	4.76	12.5	103.5969	100.0
28	60 13C4-PFOS	503 > 79.9	2.56e3	2.56e3	0.121	1.000	4.84	4.84	12.5	103.5969	100.0
29	61 13C6-PFDA	519.1 > 473.7	1.13e4	1.13e4	0.121	1.000	5.14	5.14	12.5	103.5969	100.0
30	62 13C7-PFUdA	570.1 > 524.8	1.17e4	1.17e4	0.121	1.000	5.46	5.47	12.5	103.5969	100.0
31	63 Total PFHxS	398.9 > 79.6	1.93e0	8.97e2	0.121		3.85		0.000		
32	64 Total PFOA	413 > 368.7	0.00e0	9.67e3	0.121		4.21		0.000		

Dataset: Z:\Projects\PFAS.PRO\Results\180301M1\180301M1-42.qld

Last Altered: Tuesday, March 06, 2018 11:55:26 Pacific Standard Time

Printed: Tuesday, March 06, 2018 11:56:25 Pacific Standard Time

**Name: 180301M1\_42, Date: 02-Mar-2018, Time: 08:30:41, ID: 1800329-13 OF-RW63-FB01-0218 0.12066, Description: OF-RW63-FB01-0218**

	# Name	Trace	Area	IS Area	Wt./Vol.	RRF	Pred.RT	RT	y Axis Resp.	Conc.	%Rec
33	65 Total PFOS	499 > 79.9	0.00e0	2.60e3	0.121		4.73		0.000		
34	66 Total N-MeFOSAA	570.1 > 419	0.00e0	3.06e3	0.121		5.29		0.000		
35	67 Total N-EtFOSAA	584.2 > 419	0.00e0	3.17e3	0.121		5.45		0.000		

Dataset: Z:\Projects\PFAS.PRO\Results\180301M1\180301M1-42.qld

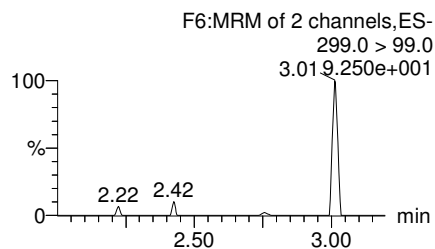
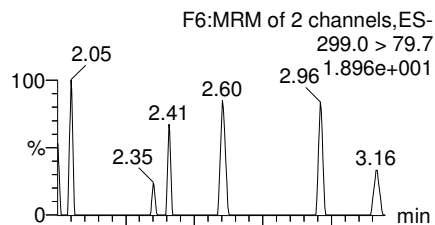
Last Altered: Tuesday, March 06, 2018 11:55:26 Pacific Standard Time  
Printed: Tuesday, March 06, 2018 11:56:25 Pacific Standard Time

Method: Z:\Projects\PFAS.PRO\MethDB\PFAS\_FULL\_80C\_022718.mdb 28 Feb 2018 13:19:45

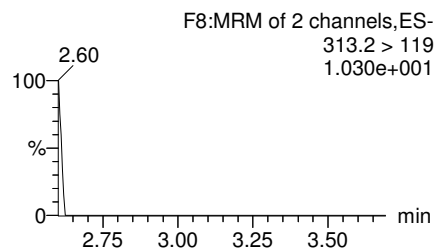
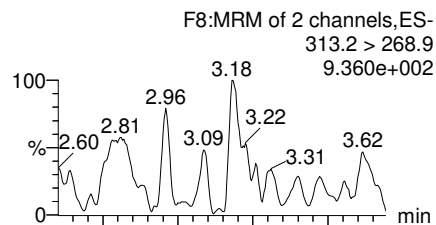
Calibration: Z:\Projects\PFAS.PRO\CurveDB\C18\_VAL-PFAS\_Q4\_03-01-18-FULL.cdb 05 Mar 2018 08:17:35

Name: 180301M1\_42, Date: 02-Mar-2018, Time: 08:30:41, ID: 1800329-13 OF-RW63-FB01-0218 0.12066, Description: OF-RW63-FB01-0218

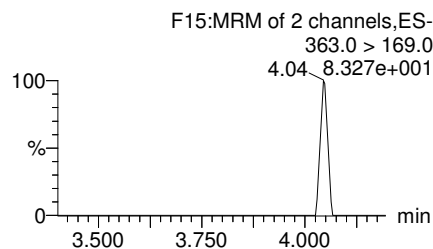
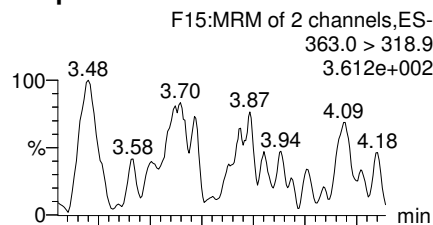
**PFBS**



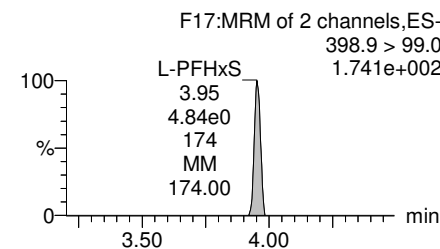
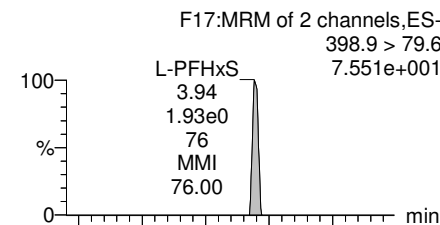
**PFHxA**



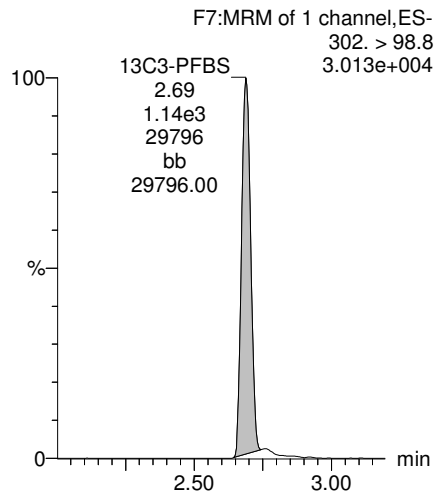
**PFHpA**



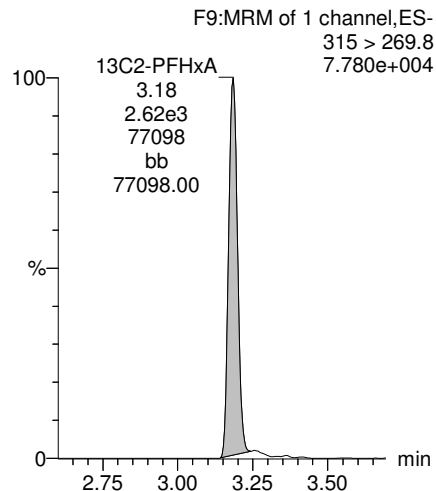
**Total PFHxS**



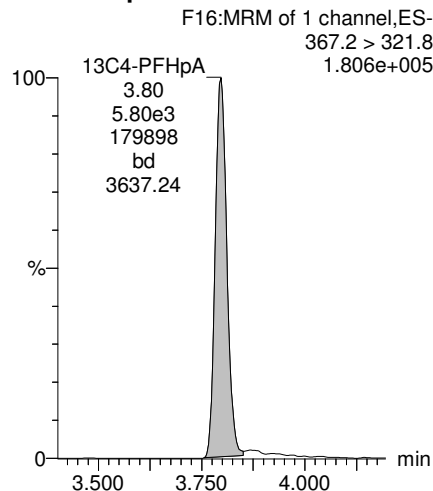
**13C3-PFBS**



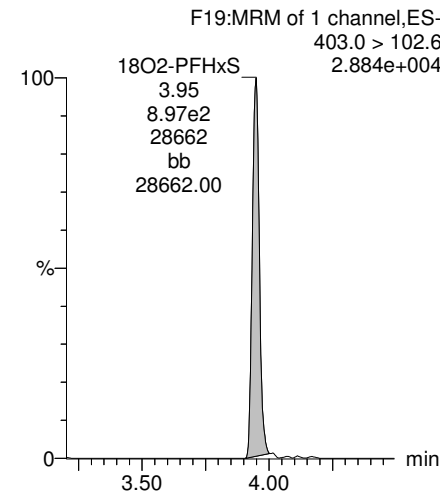
**13C2-PFHxA**



**13C4-PFHpA**



**18O2-PFHxS**

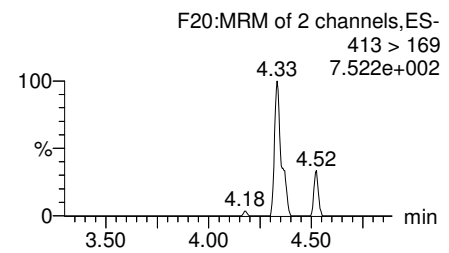
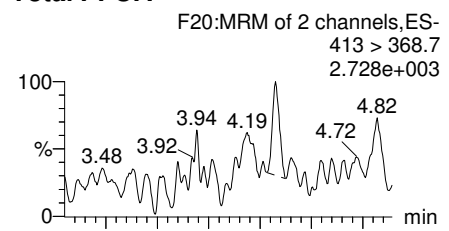


Dataset: Z:\Projects\PFAS.PRO\Results\180301M1\180301M1-42.qld

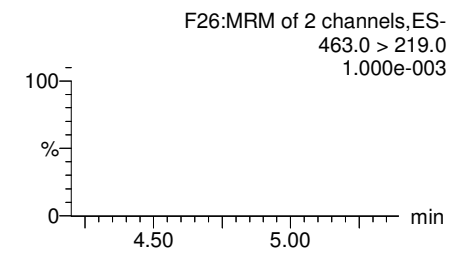
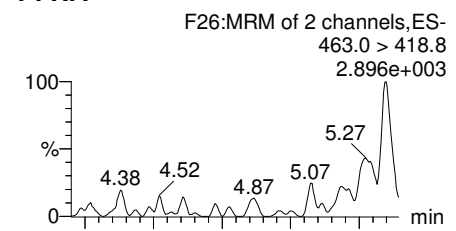
Last Altered: Tuesday, March 06, 2018 11:55:26 Pacific Standard Time  
Printed: Tuesday, March 06, 2018 11:56:25 Pacific Standard Time

Name: 180301M1\_42, Date: 02-Mar-2018, Time: 08:30:41, ID: 1800329-13 OF-RW63-FB01-0218 0.12066, Description: OF-RW63-FB01-0218

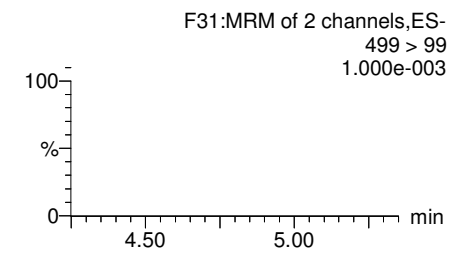
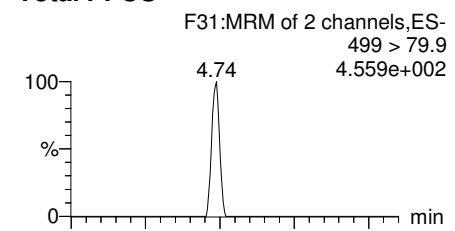
**Total PFOA**



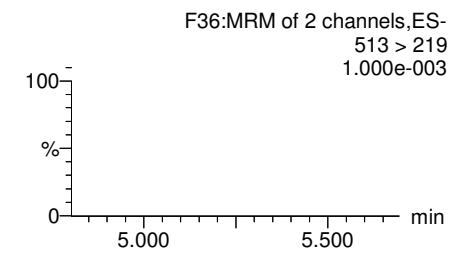
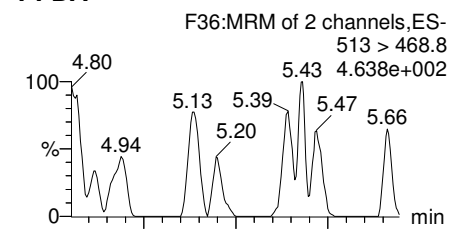
**PFNA**



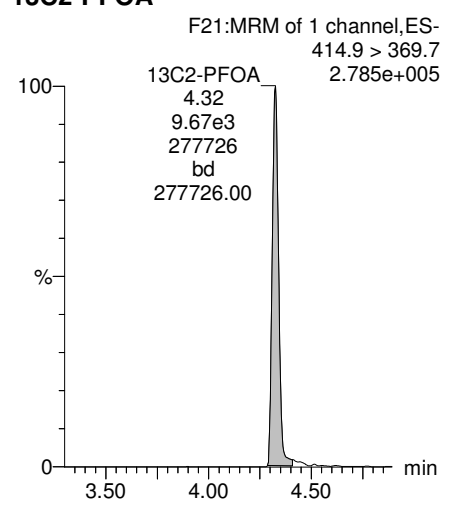
**Total PFOS**



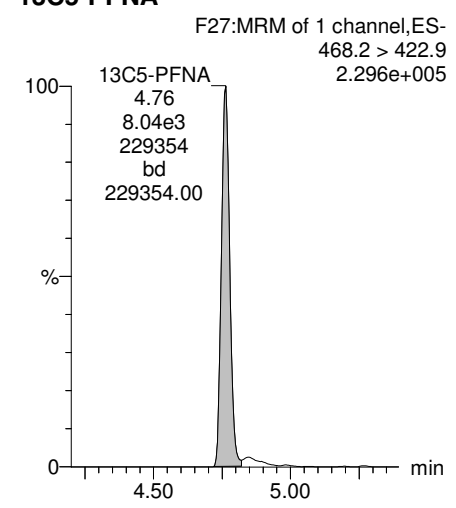
**PFDA**



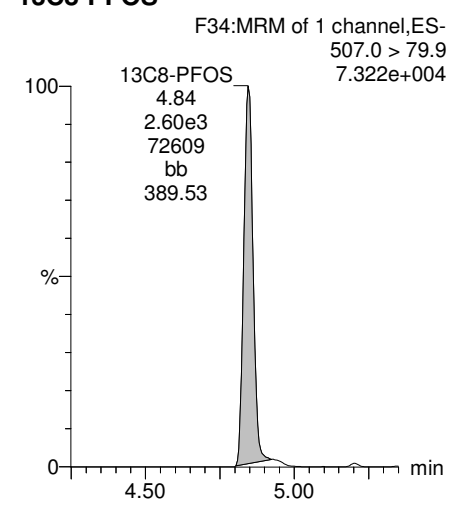
**13C2-PFOA**



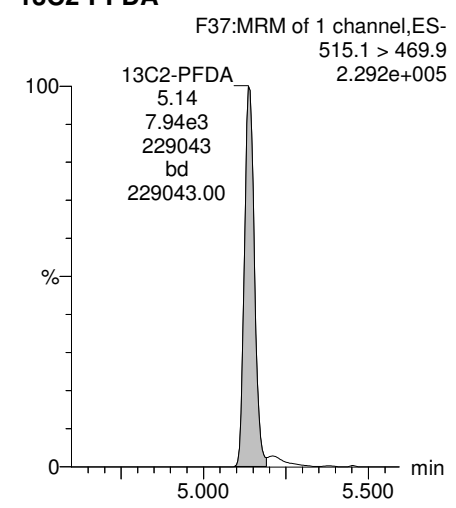
**13C5-PFNA**



**13C8-PFOS**



**13C2-PFDA**



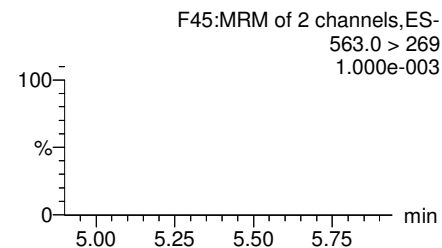
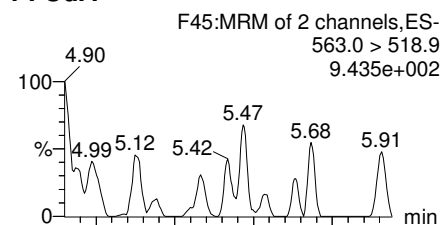


Dataset: Z:\Projects\PFAS.PRO\Results\180301M1\180301M1-42.qld

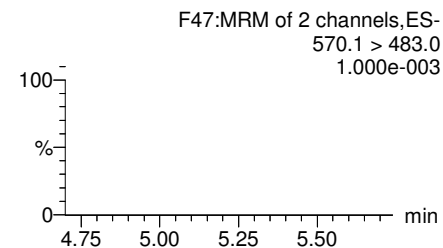
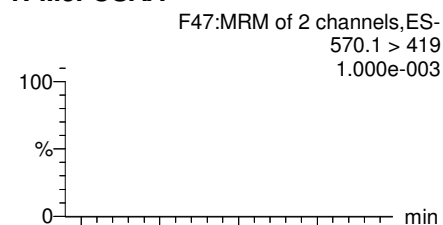
Last Altered: Tuesday, March 06, 2018 11:55:26 Pacific Standard Time  
Printed: Tuesday, March 06, 2018 11:56:25 Pacific Standard Time

Name: 180301M1\_42, Date: 02-Mar-2018, Time: 08:30:41, ID: 1800329-13 OF-RW63-FB01-0218 0.12066, Description: OF-RW63-FB01-0218

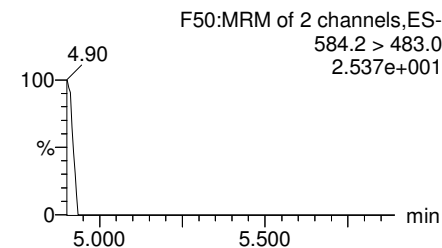
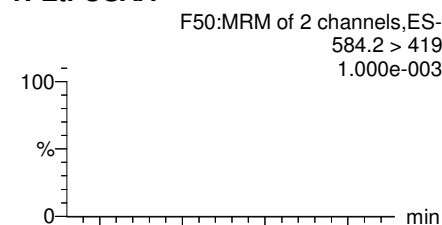
**PFUdA**



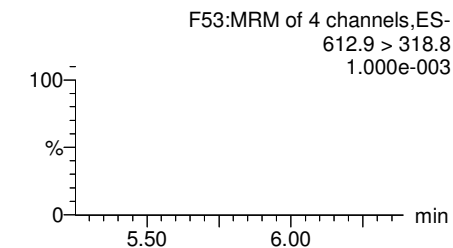
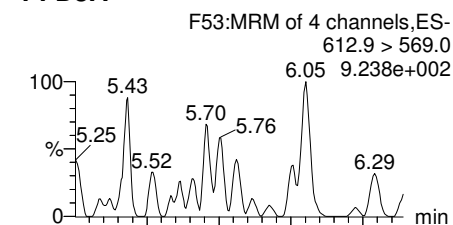
**N-MeFOSAA**



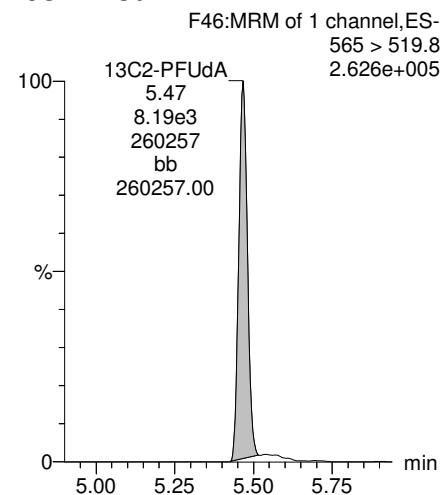
**N-EtFOSAA**



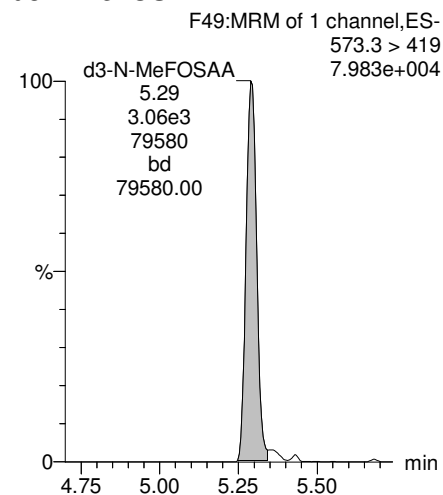
**PFDaA**



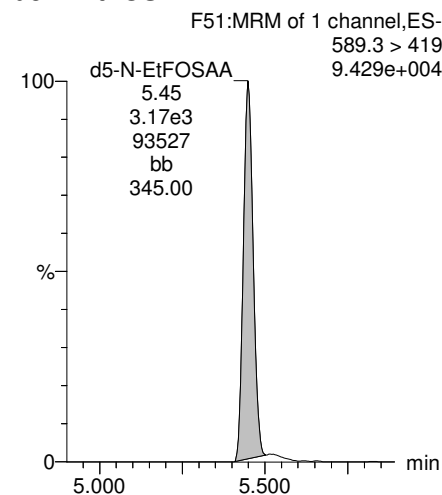
**13C2-PFUdA**



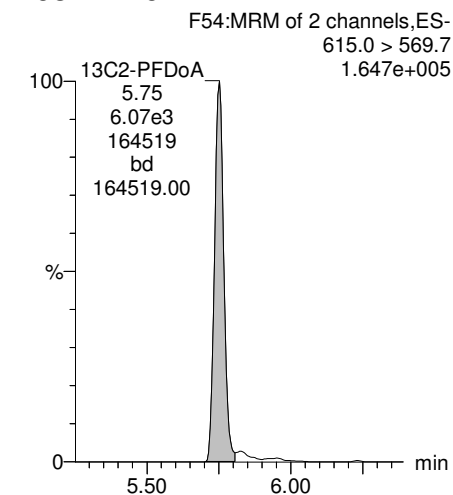
**d3-N-MeFOSAA**



**d5-N-EtFOSAA**



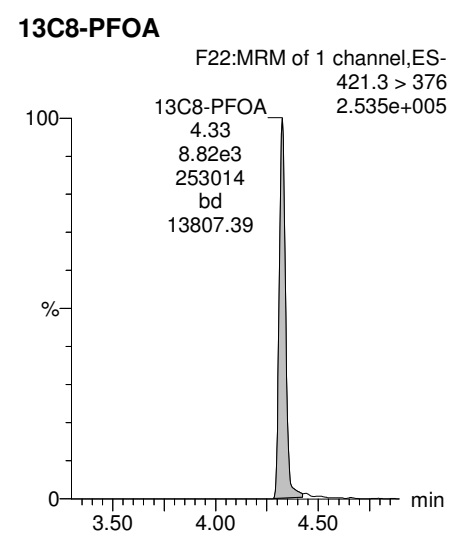
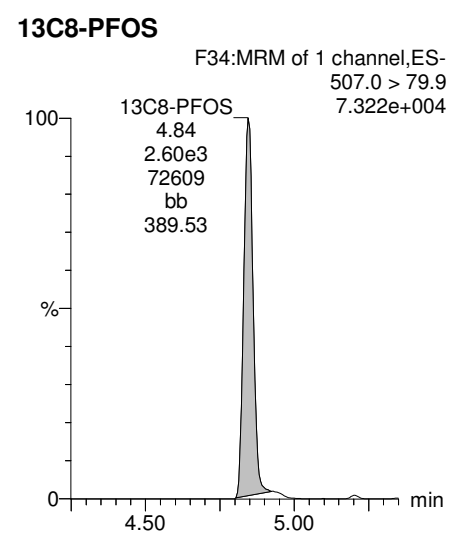
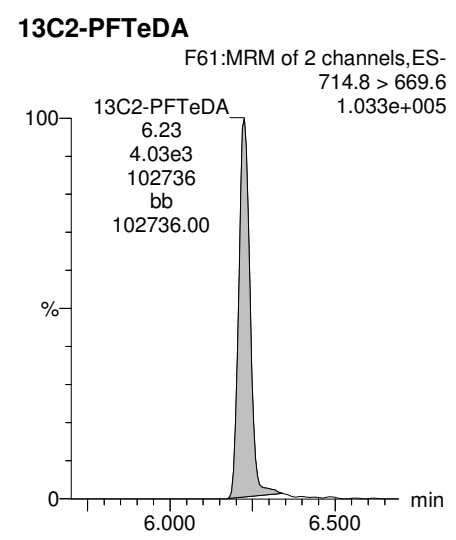
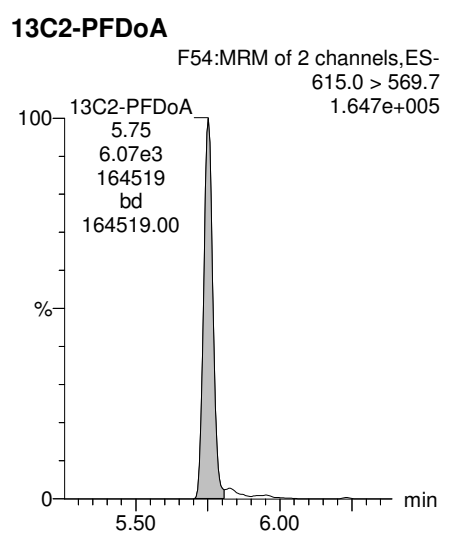
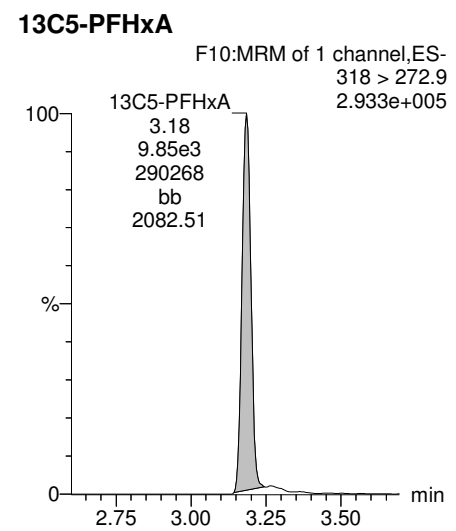
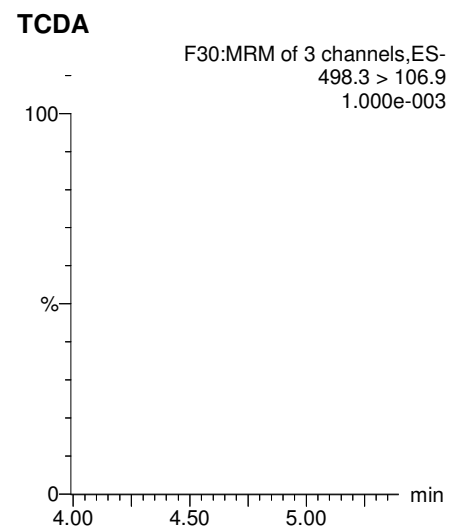
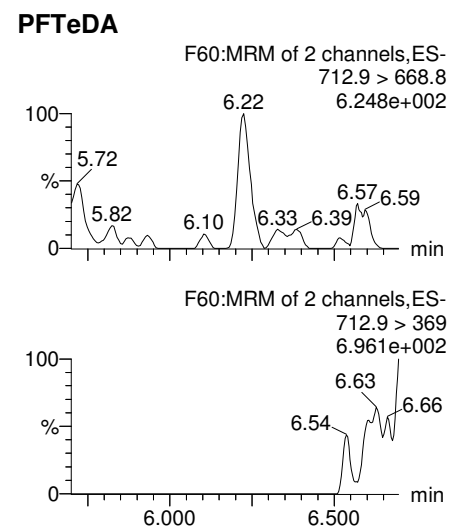
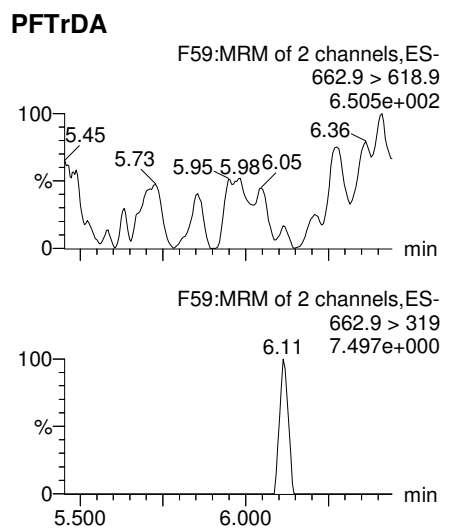
**13C2-PFDaA**



Dataset: Z:\Projects\PFAS.PRO\Results\180301M1\180301M1-42.qld

Last Altered: Tuesday, March 06, 2018 11:55:26 Pacific Standard Time  
Printed: Tuesday, March 06, 2018 11:56:25 Pacific Standard Time

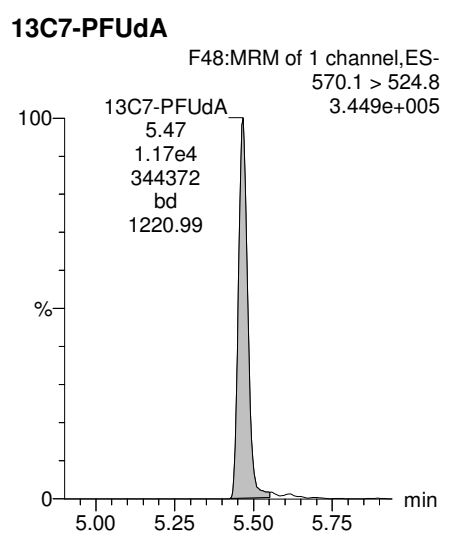
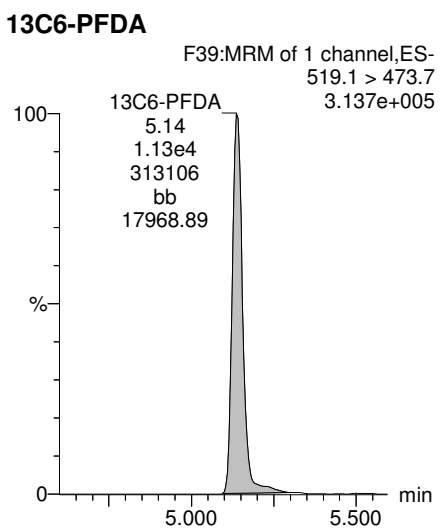
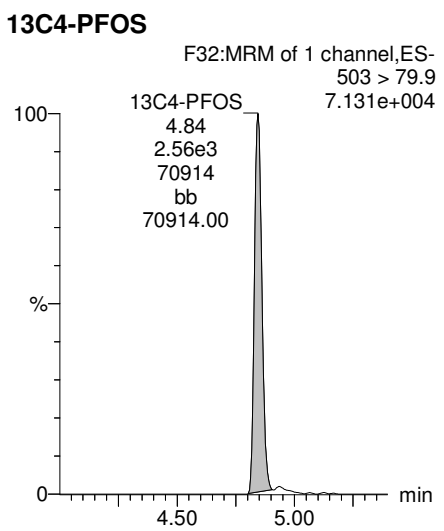
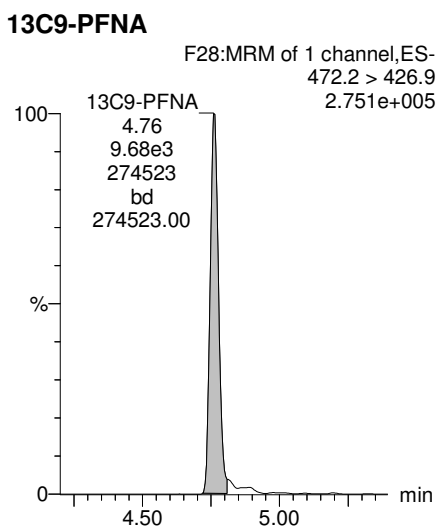
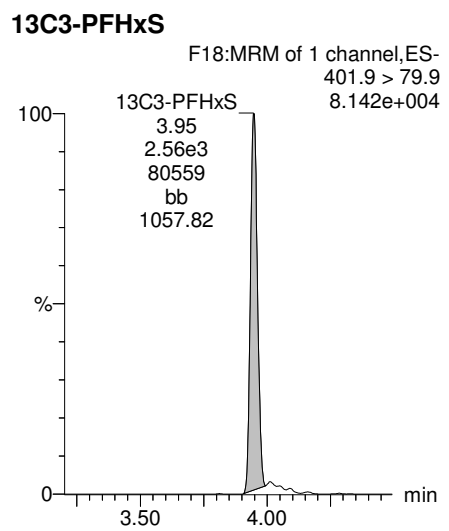
Name: 180301M1\_42, Date: 02-Mar-2018, Time: 08:30:41, ID: 1800329-13 OF-RW63-FB01-0218 0.12066, Description: OF-RW63-FB01-0218



Dataset: Z:\Projects\PFAS.PRO\Results\180301M1\180301M1-42.qld

Last Altered: Tuesday, March 06, 2018 11:55:26 Pacific Standard Time  
Printed: Tuesday, March 06, 2018 11:56:25 Pacific Standard Time

Name: 180301M1\_42, Date: 02-Mar-2018, Time: 08:30:41, ID: 1800329-13 OF-RW63-FB01-0218 0.12066, Description: OF-RW63-FB01-0218



Dataset: Z:\Projects\PFAS.PRO\Results\180301M1\180301M1-43.qld

Last Altered: Tuesday, March 06, 2018 12:00:38 Pacific Standard Time

Printed: Tuesday, March 06, 2018 12:00:52 Pacific Standard Time

Method: Z:\Projects\PFAS.PRO\MethDB\PFAS\_FULL\_80C\_022718.mdb 28 Feb 2018 13:19:45

Calibration: Z:\Projects\PFAS.PRO\CurveDB\C18\_VAL-PFAS\_Q4\_03-01-18-FULL.cdb 05 Mar 2018 08:17:35

Name: 180301M1\_43, Date: 02-Mar-2018, Time: 08:42:11, ID: 1800329-14 OF-RW44-INF01-0218 0.11484, Description: OF-RW44-INF01-0218

	# Name	Trace	Area	IS Area	Wt./Vol.	RRF	Pred.RT	RT	y Axis Resp.	Conc.	%Rec
1	3 PFBS	299.0 > 79.7	1.56e2	1.19e3	0.115		2.60	2.69	1.65	8.4605	
2	5 PFHxA	313.2 > 268.9	2.32e3	2.76e3	0.115		3.19	3.19	4.20	23.4729	
3	7 PFHpA	363.0 > 318.9	6.92e2	6.35e3	0.115		3.81	3.80	1.36	8.8478	
4	8 L-PFHxS	398.9 > 79.6	3.24e3	7.22e2	0.115		4.17	3.95	56.0	292.9235	
5	11 L-PFOA	413 > 368.7	1.82e4	1.01e4	0.115		4.40	4.32	22.5	202.1468	
6	14 PFNA	463.0 > 418.8	2.87e2	6.80e3	0.115		4.76	4.77	0.527	3.4055	
7	16 L-PFOS	499 > 79.9	1.53e4	2.36e3	0.115		4.90	4.84	81.2	639.5432	
8	18 PFDA	513 > 468.8		6.25e3	0.115		5.14				
9	21 N-MeFOSAA	570.1 > 419		2.95e3	0.115		5.29				
10	22 N-EtFOSAA	584.2 > 419		3.88e3	0.115		5.45				
11	23 PFUdA	563.0 > 518.9		6.66e3	0.115		5.46				

Dataset: Z:\Projects\PFAS.PRO\Results\180301M1\180301M1-43.qld

Last Altered: Tuesday, March 06, 2018 12:00:38 Pacific Standard Time

Printed: Tuesday, March 06, 2018 12:01:00 Pacific Standard Time

Method: Z:\Projects\PFAS.PRO\MethDB\PFAS\_FULL\_80C\_022718.mdb 28 Feb 2018 13:19:45

Calibration: Z:\Projects\PFAS.PRO\CurveDB\C18\_VAL-PFAS\_Q4\_03-01-18-FULL.cdb 05 Mar 2018 08:17:35

Name: 180301M1\_43, Date: 02-Mar-2018, Time: 08:42:11, ID: 1800329-14 OF-RW44-INF01-0218 0.11484, Description: OF-RW44-INF01-0218

#	Name	Trace	Area	IS Area	Wt./Vol.	RRF	Pred.RT	RT	y Axis Resp.	Conc.	%Rec
1	25 PFDa	612.9 > 569.0		7.02e3	0.115		5.74				
2	27 PFTDA	662.9 > 618.9		7.02e3	0.115		5.98				
3	28 PFTeDA	712.9 > 668.8		3.34e3	0.115		6.20				
4	36 13C3-PFBS	302. > 98.8	1.19e3	9.76e3	0.115	0.125	2.69	2.69	1.52	106.1607	97.5
5	37 13C2-PFHxA	315 > 269.8	2.76e3	9.76e3	0.115	0.722	3.19	3.18	3.53	42.5534	97.7
6	38 13C4-PFHpA	367.2 > 321.8	6.35e3	9.76e3	0.115	0.687	3.81	3.80	8.14	103.1322	94.7
7	39 18O2-PFHxS	403.0 > 102.6	7.22e2	2.44e3	0.115	0.367	3.96	3.95	3.70	87.7806	80.6
8	40 13C2-PFOA	414.9 > 369.7	1.01e4	8.69e3	0.115	1.260	4.33	4.32	14.5	100.4216	92.3
9	41 13C5-PFNA	468.2 > 422.9	6.80e3	8.53e3	0.115	0.959	4.76	4.76	9.97	90.4965	83.1
10	42 13C8-PFOA	506.1 > 77.7	1.39e3	9.56e3	0.115	0.229	4.83	4.83	1.81	68.9814	63.4
11	43 13C8-PFOS	507.0 > 79.9	2.36e3	2.81e3	0.115	1.053	4.84	4.84	10.5	86.7595	79.7
12	44 13C2-PFDA	515.1 > 469.9	6.25e3	7.92e3	0.115	0.977	5.14	5.14	9.86	87.9223	80.8
13	45 d3-N-MeFOSAA	573.3 > 419	2.95e3	9.56e3	0.115	0.384	5.29	5.29	3.85	87.2944	80.2
14	46 d5-N-EtFOSAA	589.3 > 419	3.88e3	9.56e3	0.115	0.403	5.45	5.45	5.07	109.7317	100.8
15	47 13C2-PFUdA	565 > 519.8	6.66e3	9.56e3	0.115	1.019	5.46	5.47	8.72	74.4585	68.4
16	48 13C2-PFDoA	615.0 > 569.7	7.02e3	9.56e3	0.115	0.908	5.74	5.75	9.19	88.1179	81.0
17	49 d3-N-MeFOSA	515.2 > 168.9		9.56e3	0.115	0.117	5.84				
18	50 13C2-PFTeDA	714.8 > 669.6	3.34e3	9.56e3	0.115	0.414	6.20	6.22	4.37	91.8974	84.4
19	51 d5-N-ETFOSA	531.1 > 168.9		9.56e3	0.115	0.181	6.22				
20	52 13C2-PFHxDA	815 > 769.7	2.74e3	9.56e3	0.115	0.782	6.51	6.56	3.59	39.9225	91.7
21	53 d7-N-MeFOSE	623.1 > 58.9		9.56e3	0.115	0.172	6.31				
22	54 d9-N-EtFOSE	639.2 > 58.8		9.56e3	0.115	0.146	6.45				
23	55 13C4-PFBA	217. > 171.8	8.55e3	8.55e3	0.115	1.000	1.46	1.44	12.5	108.8471	100.0
24	56 13C5-PFHxA	318 > 272.9	9.76e3	9.76e3	0.115	1.000	3.19	3.18	12.5	108.8471	100.0
25	57 13C3-PFHxS	401.9 > 79.9	2.44e3	2.44e3	0.115	1.000	3.96	3.95	12.5	108.8471	100.0
26	58 13C8-PFOA	421.3 > 376	8.69e3	8.69e3	0.115	1.000	4.33	4.33	12.5	108.8471	100.0
27	59 13C9-PFNA	472.2 > 426.9	8.53e3	8.53e3	0.115	1.000	4.70	4.76	12.5	108.8471	100.0
28	60 13C4-PFOS	503 > 79.9	2.81e3	2.81e3	0.115	1.000	4.84	4.84	12.5	108.8471	100.0
29	61 13C6-PFDA	519.1 > 473.7	7.92e3	7.92e3	0.115	1.000	5.14	5.14	12.5	108.8471	100.0
30	62 13C7-PFUdA	570.1 > 524.8	9.56e3	9.56e3	0.115	1.000	5.46	5.47	12.5	108.8471	100.0
31	63 Total PFHxS	398.9 > 79.6	3.24e3	7.22e2	0.115		3.85		56.0	292.9235	
32	64 Total PFOA	413 > 368.7	2.08e4	1.01e4	0.115		4.21		25.7	229.9573	

Dataset: Z:\Projects\PFAS.PRO\Results\180301M1\180301M1-43.qld

Last Altered: Tuesday, March 06, 2018 12:00:38 Pacific Standard Time

Printed: Tuesday, March 06, 2018 12:01:00 Pacific Standard Time

Name: 180301M1\_43, Date: 02-Mar-2018, Time: 08:42:11, ID: 1800329-14 OF-RW44-INF01-0218 0.11484, Description: OF-RW44-INF01-0218

	# Name	Trace	Area	IS Area	Wt./Vol.	RRF	Pred.RT	RT	y Axis Resp.	Conc.	%Rec
33	65 Total PFOS	499 > 79.9	1.53e4	2.36e3	0.115		4.73		81.2	639.5432	
34	66 Total N-MeFOSAA	570.1 > 419	0.00e0	2.95e3	0.115		5.29		0.000		
35	67 Total N-EtFOSAA	584.2 > 419	0.00e0	3.88e3	0.115		5.45		0.000		

Dataset: Z:\Projects\PFAS.PRO\Results\180301M1\180301M1-43.qld

Last Altered: Tuesday, March 06, 2018 12:00:38 Pacific Standard Time

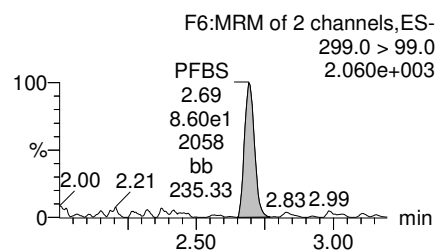
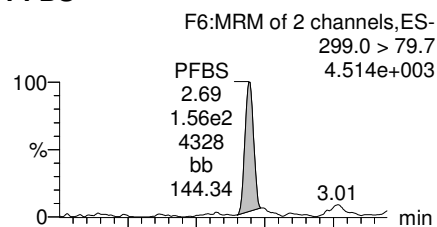
Printed: Tuesday, March 06, 2018 12:01:00 Pacific Standard Time

Method: Z:\Projects\PFAS.PRO\MethDB\PFAS\_FULL\_80C\_022718.mdb 28 Feb 2018 13:19:45

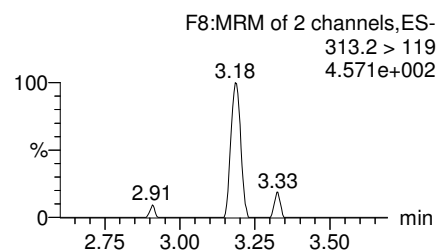
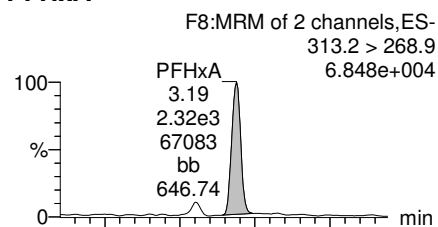
Calibration: Z:\Projects\PFAS.PRO\CurveDB\C18\_VAL-PFAS\_Q4\_03-01-18-FULL.cdb 05 Mar 2018 08:17:35

Name: 180301M1\_43, Date: 02-Mar-2018, Time: 08:42:11, ID: 1800329-14 OF-RW44-INF01-0218 0.11484, Description: OF-RW44-INF01-0218

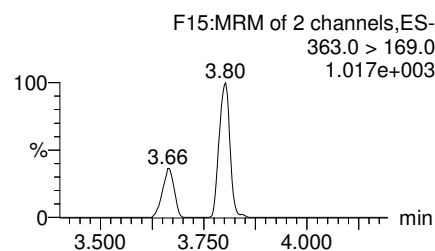
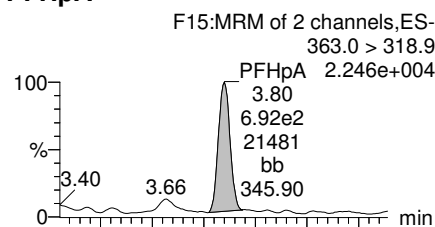
**PFBS**



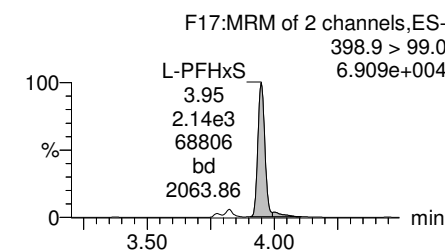
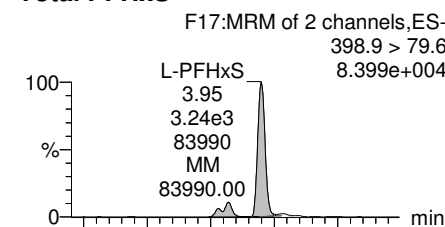
**PFHxA**



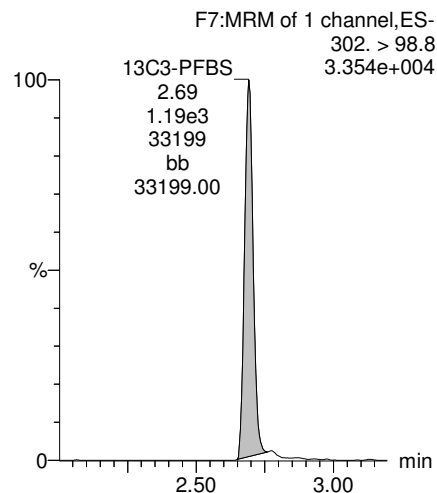
**PFHpA**



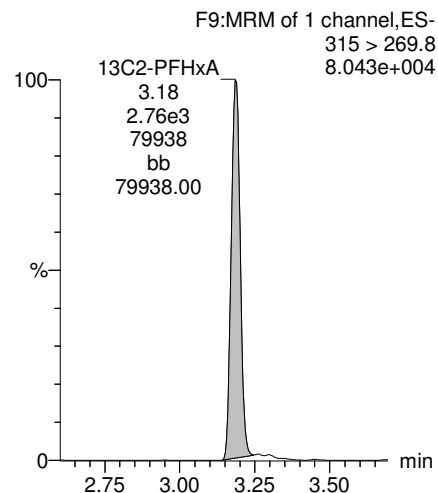
**Total PFHxS**



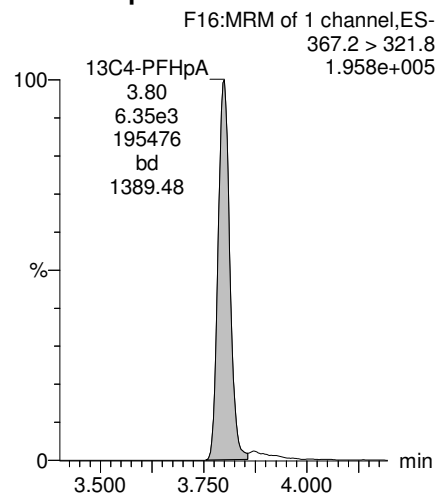
**13C3-PFBS**



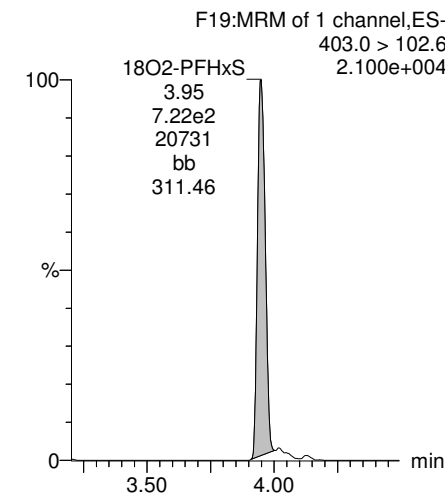
**13C2-PFHxA**



**13C4-PFHpA**



**18O2-PFHxS**

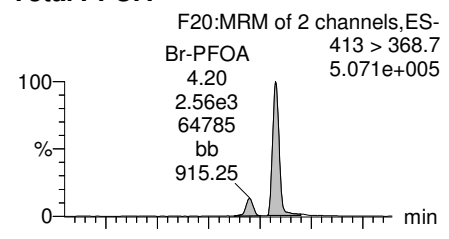


Dataset: Z:\Projects\PFAS.PRO\Results\180301M1\180301M1-43.qld

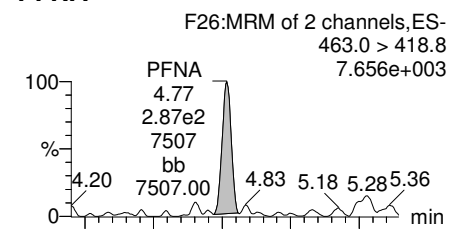
Last Altered: Tuesday, March 06, 2018 12:00:38 Pacific Standard Time  
Printed: Tuesday, March 06, 2018 12:01:00 Pacific Standard Time

Name: 180301M1\_43, Date: 02-Mar-2018, Time: 08:42:11, ID: 1800329-14 OF-RW44-INF01-0218 0.11484, Description: OF-RW44-INF01-0218

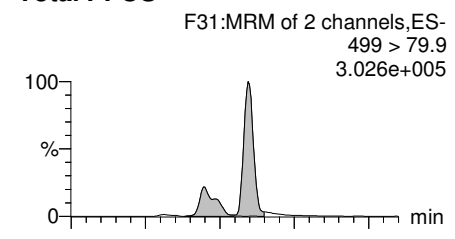
**Total PFOA**



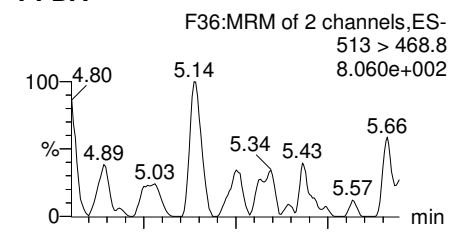
**PFNA**



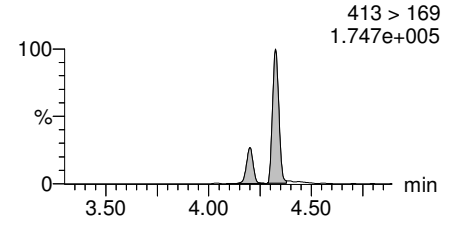
**Total PFOS**



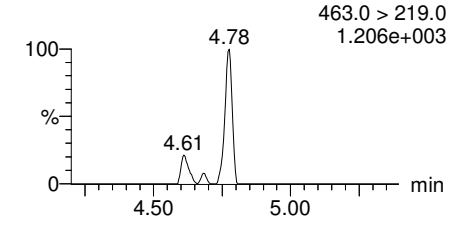
**PFDA**



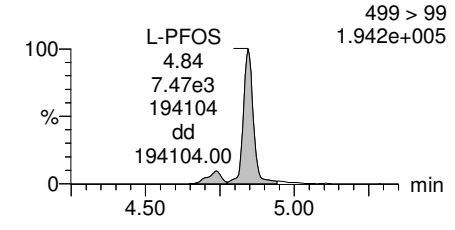
**Total PFOA**



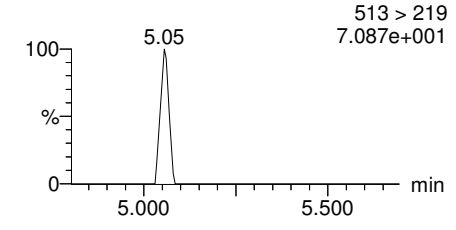
**PFNA**



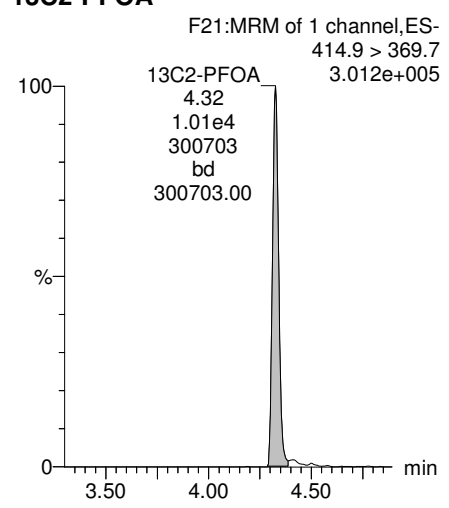
**Total PFOS**



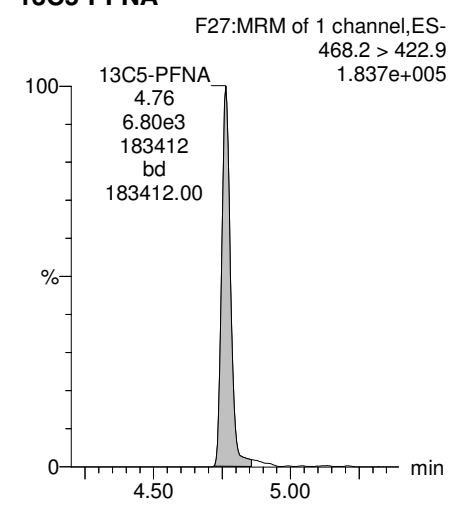
**PFDA**



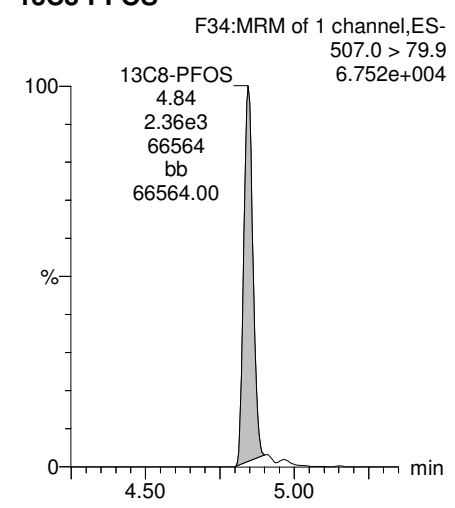
**13C2-PFOA**



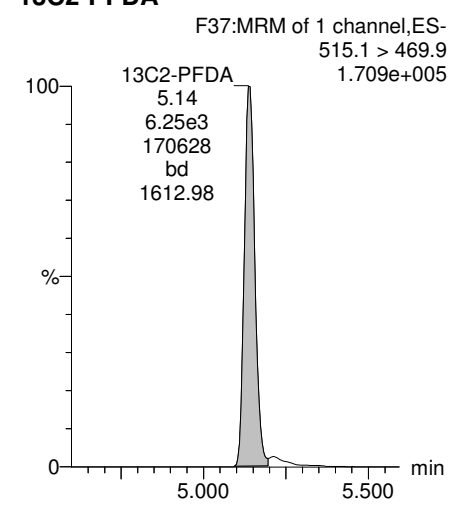
**13C5-PFNA**



**13C8-PFOS**



**13C2-PFDA**



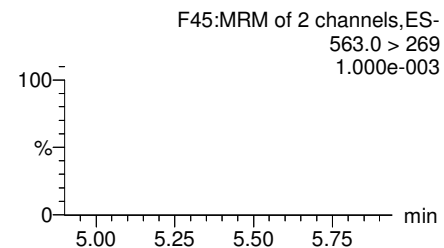
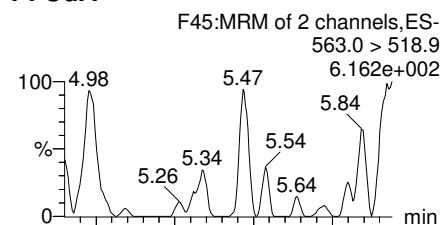


Dataset: Z:\Projects\PFAS.PRO\Results\180301M1\180301M1-43.qld

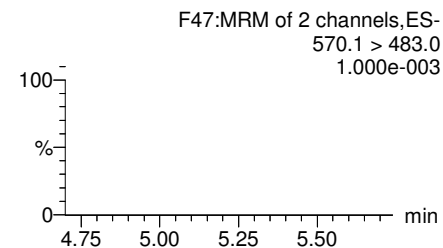
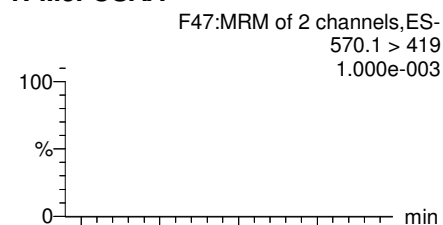
Last Altered: Tuesday, March 06, 2018 12:00:38 Pacific Standard Time  
Printed: Tuesday, March 06, 2018 12:01:00 Pacific Standard Time

Name: 180301M1\_43, Date: 02-Mar-2018, Time: 08:42:11, ID: 1800329-14 OF-RW44-INF01-0218 0.11484, Description: OF-RW44-INF01-0218

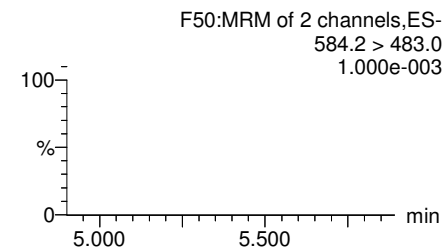
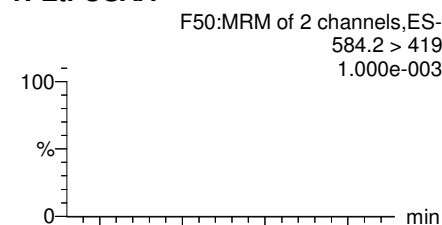
**PFUdA**



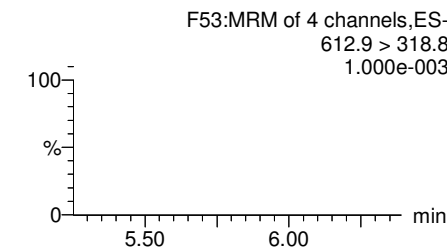
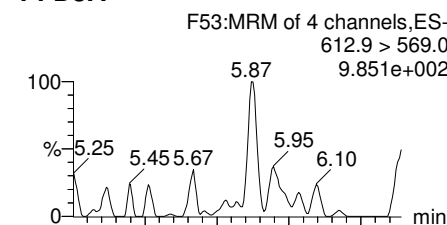
**N-MeFOSAA**



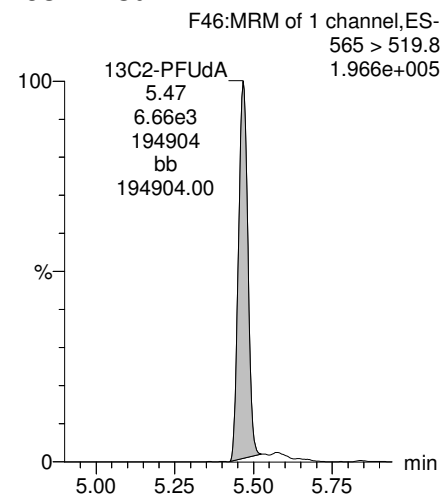
**N-EtFOSAA**



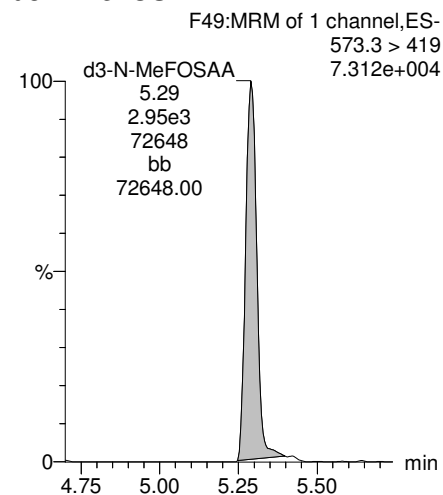
**PFDoA**



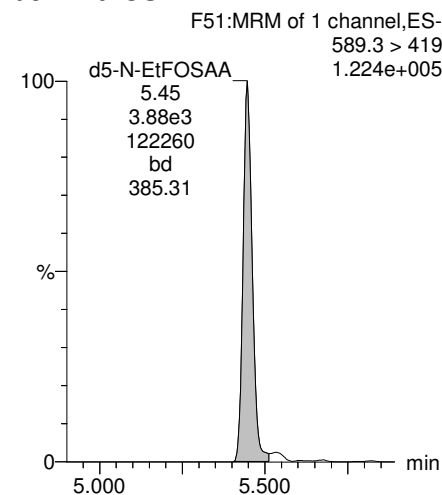
**13C2-PFUdA**



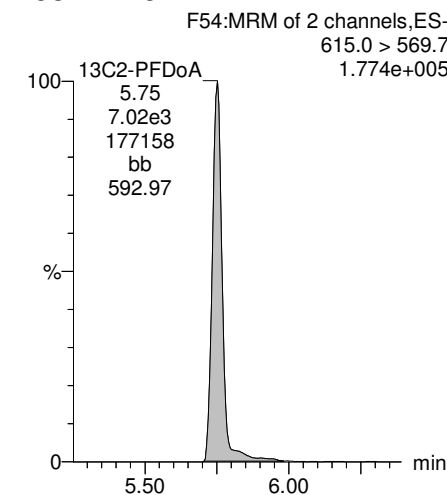
**d3-N-MeFOSAA**



**d5-N-EtFOSAA**



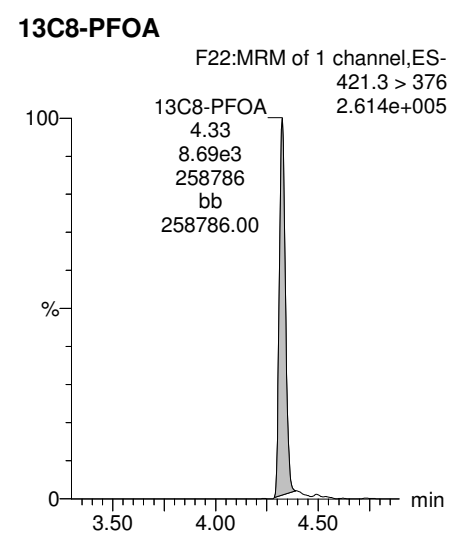
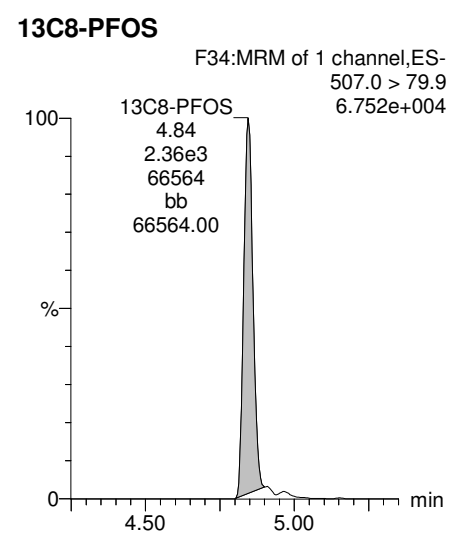
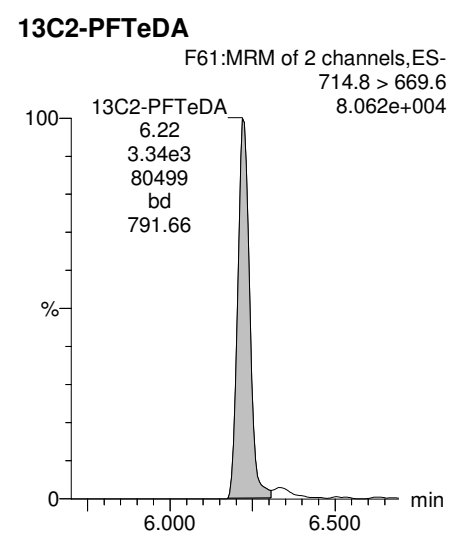
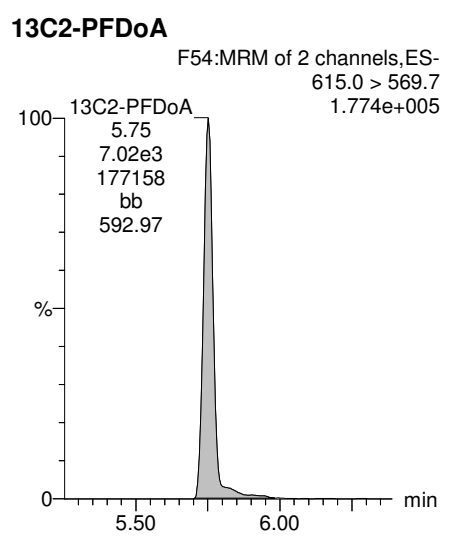
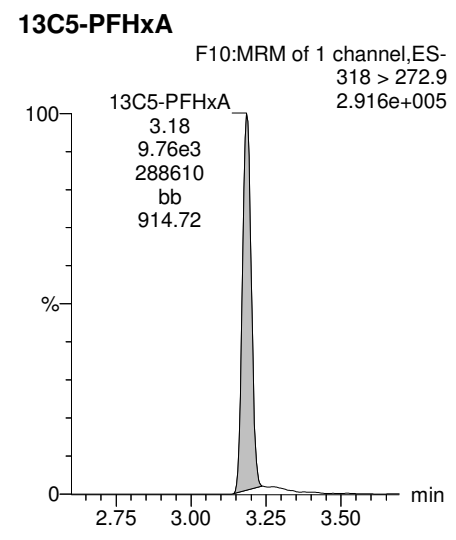
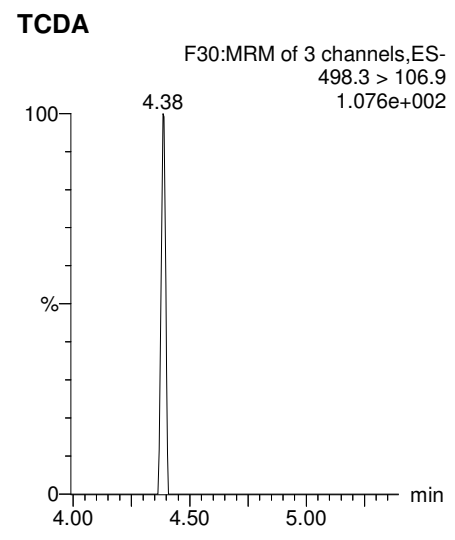
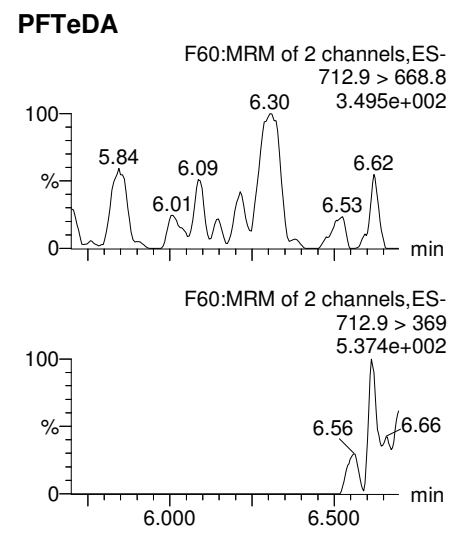
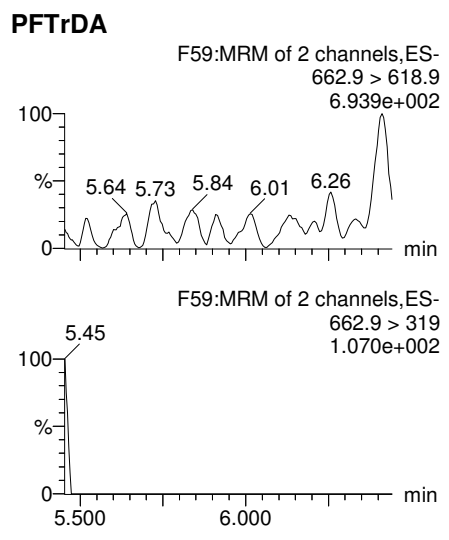
**13C2-PFDoA**



Dataset: Z:\Projects\PFAS.PRO\Results\180301M1\180301M1-43.qld

Last Altered: Tuesday, March 06, 2018 12:00:38 Pacific Standard Time  
Printed: Tuesday, March 06, 2018 12:01:00 Pacific Standard Time

Name: 180301M1\_43, Date: 02-Mar-2018, Time: 08:42:11, ID: 1800329-14 OF-RW44-INF01-0218 0.11484, Description: OF-RW44-INF01-0218

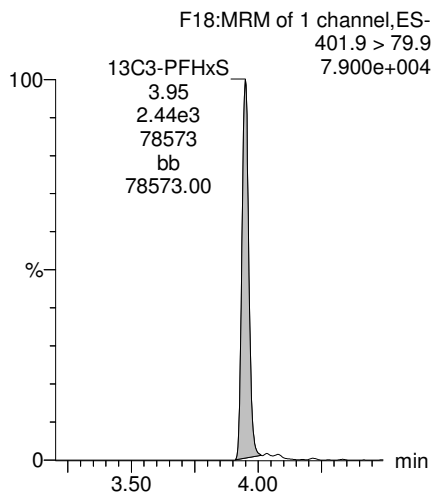


Dataset: Z:\Projects\PFAS.PRO\Results\180301M1\180301M1-43.qld

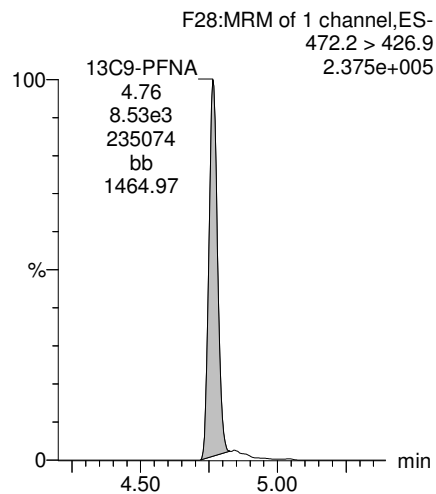
Last Altered: Tuesday, March 06, 2018 12:00:38 Pacific Standard Time  
Printed: Tuesday, March 06, 2018 12:01:00 Pacific Standard Time

Name: 180301M1\_43, Date: 02-Mar-2018, Time: 08:42:11, ID: 1800329-14 OF-RW44-INF01-0218 0.11484, Description: OF-RW44-INF01-0218

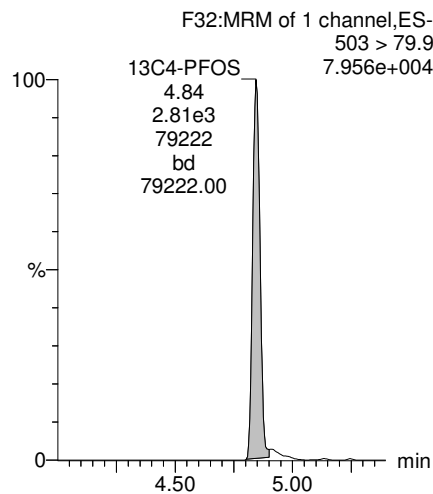
### 13C3-PFHxS



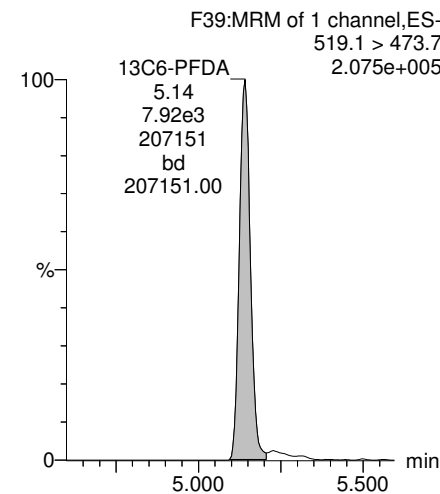
### 13C9-PFNA



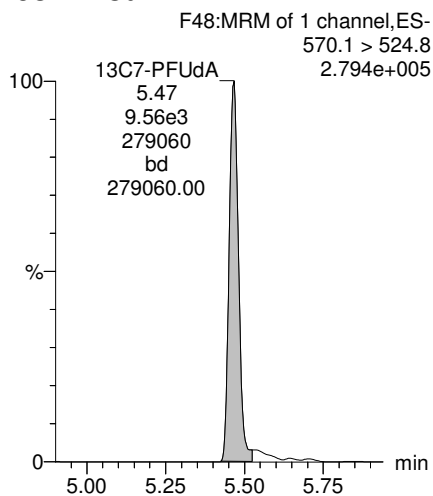
### 13C4-PFOS



### 13C6-PFDA



### 13C7-PFUDa



Dataset: Z:\Projects\PFAS.PRO\Results\180301M1\180301M1-44.qld

Last Altered: Tuesday, March 06, 2018 13:36:05 Pacific Standard Time

Printed: Tuesday, March 06, 2018 13:36:26 Pacific Standard Time

Method: Z:\Projects\PFAS.PRO\MethDB\PFAS\_FULL\_80C\_022718.mdb 28 Feb 2018 13:19:45

Calibration: Z:\Projects\PFAS.PRO\CurveDB\C18\_VAL-PFAS\_Q4\_03-01-18-FULL.cdb 05 Mar 2018 08:17:35

Name: 180301M1\_44, Date: 02-Mar-2018, Time: 08:53:41, ID: 1800329-15 OF-RW44-MID01-0218 0.12094, Description: OF-RW44-MID01-0218

	# Name	Trace	Area	IS Area	Wt./Vol.	RRF	Pred.RT	RT	y Axis Resp.	Conc.	%Rec
1	3 PFBS	299.0 > 79.7	6.12e0	1.15e3	0.121		2.60	2.69	0.0666	0.8114	
2	5 PFHxA	313.2 > 268.9		1.92e3	0.121		3.19				
3	7 PFHpA	363.0 > 318.9	3.60e1	4.61e3	0.121		3.81	3.79	0.0977	0.7705	
4	8 L-PFHxS	398.9 > 79.6	6.76e1	6.42e2	0.121		4.17	3.95	1.31	3.3730	
5	11 L-PFOA	413 > 368.7	5.60e2	7.16e3	0.121		4.40	4.32	0.978	7.6557	
6	14 PFNA	463.0 > 418.8		6.68e3	0.121		4.76				
7	16 L-PFOS	499 > 79.9	2.58e2	2.13e3	0.121		4.90	4.84	1.51	11.1474	
8	18 PFDA	513 > 468.8		6.12e3	0.121		5.14				
9	21 N-MeFOSAA	570.1 > 419		2.24e3	0.121		5.29				
10	22 N-EtFOSAA	584.2 > 419		2.55e3	0.121		5.45				
11	23 PFUdA	563.0 > 518.9		7.19e3	0.121		5.46				

Dataset: Z:\Projects\PFAS.PRO\Results\180301M1\180301M1-44.qld

Last Altered: Tuesday, March 06, 2018 13:36:05 Pacific Standard Time

Printed: Tuesday, March 06, 2018 13:36:37 Pacific Standard Time

Method: Z:\Projects\PFAS.PRO\MethDB\PFAS\_FULL\_80C\_022718.mdb 28 Feb 2018 13:19:45

Calibration: Z:\Projects\PFAS.PRO\CurveDB\C18\_VAL-PFAS\_Q4\_03-01-18-FULL.cdb 05 Mar 2018 08:17:35

Name: 180301M1\_44, Date: 02-Mar-2018, Time: 08:53:41, ID: 1800329-15 OF-RW44-MID01-0218 0.12094, Description: OF-RW44-MID01-0218

#	Name	Trace	Area	IS Area	Wt./Vol.	RRF	Pred.RT	RT	y Axis Resp.	Conc.	%Rec
1	25 PFDa	612.9 > 569.0		6.89e3	0.121		5.74				
2	27 PFTTrDA	662.9 > 618.9		6.89e3	0.121		5.98				
3	28 PFTeDA	712.9 > 668.8		2.25e3	0.121		6.20				
4	36 13C3-PFBS	302. > 98.8	1.15e3	8.68e3	0.121	0.125	2.69	2.69	1.65	109.6152	106.1
5	37 13C2-PFHxA	315 > 269.8	1.92e3	8.68e3	0.121	0.722	3.19	3.18	2.76	31.6464	76.5
6	38 13C4-PFHpA	367.2 > 321.8	4.61e3	8.68e3	0.121	0.687	3.81	3.80	6.64	79.9629	77.4
7	39 18O2-PFHxS	403.0 > 102.6	6.42e2	2.21e3	0.121	0.367	3.96	3.95	3.64	81.9742	79.3
8	40 13C2-PFOA	414.9 > 369.7	7.16e3	7.76e3	0.121	1.260	4.33	4.32	11.5	75.6955	73.2
9	41 13C5-PFNA	468.2 > 422.9	6.68e3	8.81e3	0.121	0.959	4.76	4.76	9.47	81.6691	79.0
10	42 13C8-PFOA	506.1 > 77.7	1.40e3	1.10e4	0.121	0.229	4.83	4.83	1.59	57.3763	55.5
11	43 13C8-PFOS	507.0 > 79.9	2.13e3	2.53e3	0.121	1.053	4.84	4.84	10.5	82.8151	80.1
12	44 13C2-PFDA	515.1 > 469.9	6.12e3	8.90e3	0.121	0.977	5.14	5.14	8.60	72.8057	70.4
13	45 d3-N-MeFOSAA	573.3 > 419	2.24e3	1.10e4	0.121	0.384	5.29	5.29	2.55	54.8302	53.0
14	46 d5-N-EtFOSAA	589.3 > 419	2.55e3	1.10e4	0.121	0.403	5.45	5.45	2.90	59.5525	57.6
15	47 13C2-PFUdA	565 > 519.8	7.19e3	1.10e4	0.121	1.019	5.46	5.47	8.19	66.4215	64.3
16	48 13C2-PFDoA	615.0 > 569.7	6.89e3	1.10e4	0.121	0.908	5.74	5.75	7.85	71.4736	69.2
17	49 d3-N-MeFOSA	515.2 > 168.9		1.10e4	0.121	0.117	5.84				
18	50 13C2-PFTeDA	714.8 > 669.6	2.25e3	1.10e4	0.121	0.414	6.20	6.22	2.56	51.1970	49.5
19	51 d5-N-ETFOSA	531.1 > 168.9		1.10e4	0.121	0.181	6.22				
20	52 13C2-PFHxDA	815 > 769.7	1.36e3	1.10e4	0.121	0.782	6.51	6.56	1.55	16.4212	39.7
21	53 d7-N-MeFOSE	623.1 > 58.9		1.10e4	0.121	0.172	6.31				
22	54 d9-N-EtFOSE	639.2 > 58.8		1.10e4	0.121	0.146	6.45				
23	55 13C4-PFBA	217. > 171.8	6.49e3	6.49e3	0.121	1.000	1.46	1.44	12.5	103.3570	100.0
24	56 13C5-PFHxA	318 > 272.9	8.68e3	8.68e3	0.121	1.000	3.19	3.18	12.5	103.3570	100.0
25	57 13C3-PFHxS	401.9 > 79.9	2.21e3	2.21e3	0.121	1.000	3.96	3.95	12.5	103.3570	100.0
26	58 13C8-PFOA	421.3 > 376	7.76e3	7.76e3	0.121	1.000	4.33	4.33	12.5	103.3570	100.0
27	59 13C9-PFNA	472.2 > 426.9	8.81e3	8.81e3	0.121	1.000	4.70	4.76	12.5	103.3570	100.0
28	60 13C4-PFOS	503 > 79.9	2.53e3	2.53e3	0.121	1.000	4.84	4.84	12.5	103.3570	100.0
29	61 13C6-PFDA	519.1 > 473.7	8.90e3	8.90e3	0.121	1.000	5.14	5.14	12.5	103.3570	100.0
30	62 13C7-PFUdA	570.1 > 524.8	1.10e4	1.10e4	0.121	1.000	5.46	5.47	12.5	103.3570	100.0
31	63 Total PFHxS	398.9 > 79.6	6.76e1	6.42e2	0.121		3.85		1.31	3.3730	
32	64 Total PFOA	413 > 368.7	7.57e2	7.16e3	0.121		4.21		1.32	9.9007	

Dataset: Z:\Projects\PFAS.PRO\Results\180301M1\180301M1-44.qld

Last Altered: Tuesday, March 06, 2018 13:36:05 Pacific Standard Time

Printed: Tuesday, March 06, 2018 13:36:37 Pacific Standard Time

**Name: 180301M1\_44, Date: 02-Mar-2018, Time: 08:53:41, ID: 1800329-15 OF-RW44-MID01-0218 0.12094, Description: OF-RW44-MID01-0218**

	# Name	Trace	Area	IS Area	Wt./Vol.	RRF	Pred.RT	RT	y Axis Resp.	Conc.	%Rec
33	65 Total PFOS	499 > 79.9	2.58e2	2.13e3	0.121		4.73		1.51	11.1474	
34	66 Total N-MeFOSAA	570.1 > 419	0.00e0	2.24e3	0.121		5.29		0.000		
35	67 Total N-EtFOSAA	584.2 > 419	0.00e0	2.55e3	0.121		5.45		0.000		

Dataset: Z:\Projects\PFAS.PRO\Results\180301M1\180301M1-44.qld

Last Altered: Tuesday, March 06, 2018 13:36:05 Pacific Standard Time

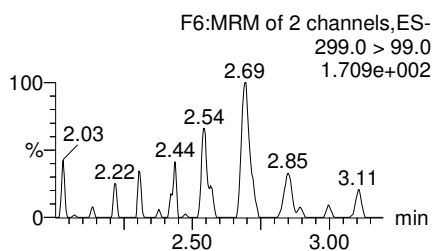
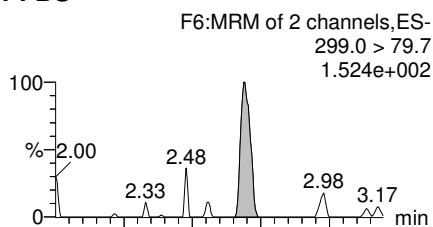
Printed: Tuesday, March 06, 2018 13:36:37 Pacific Standard Time

Method: Z:\Projects\PFAS.PRO\MethDB\PFAS\_FULL\_80C\_022718.mdb 28 Feb 2018 13:19:45

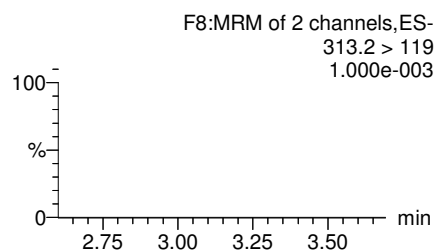
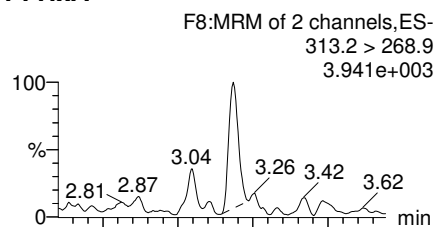
Calibration: Z:\Projects\PFAS.PRO\CurveDB\C18\_VAL-PFAS\_Q4\_03-01-18-FULL.cdb 05 Mar 2018 08:17:35

Name: 180301M1\_44, Date: 02-Mar-2018, Time: 08:53:41, ID: 1800329-15 OF-RW44-MID01-0218 0.12094, Description: OF-RW44-MID01-0218

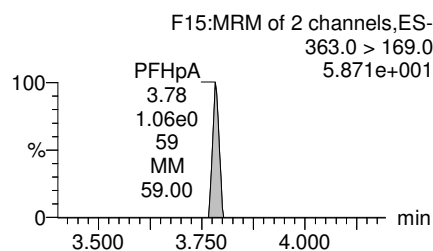
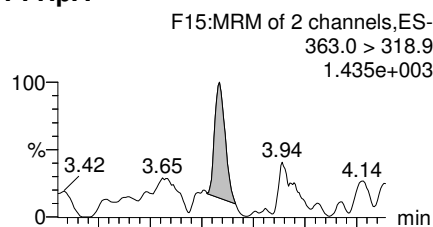
**PFBS**



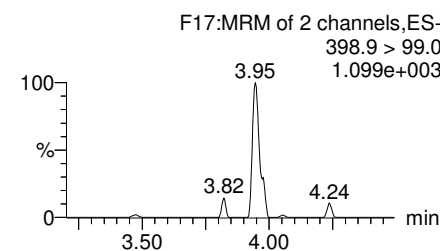
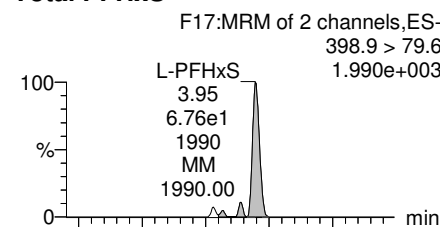
**PFHxA**



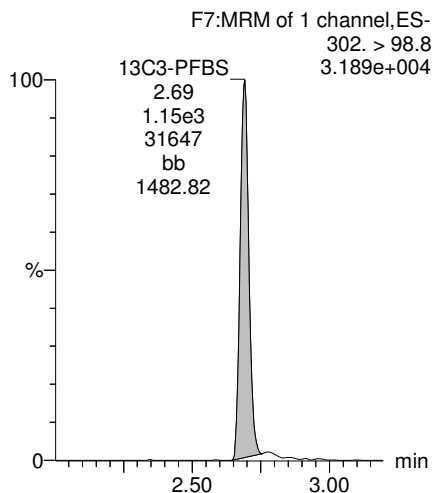
**PFHpA**



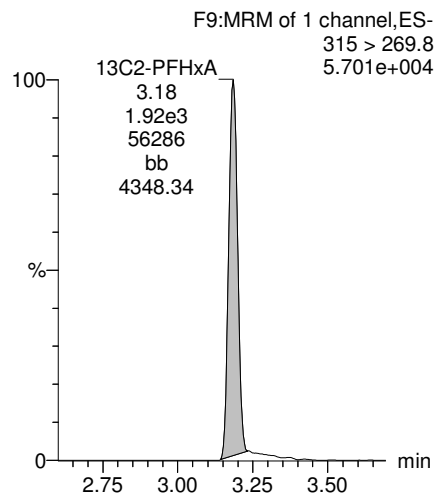
**Total PFHxS**



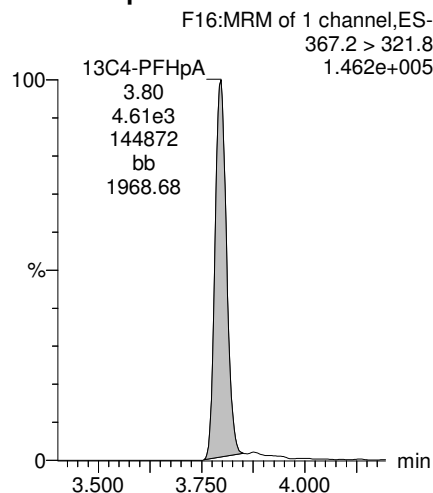
**13C3-PFBS**



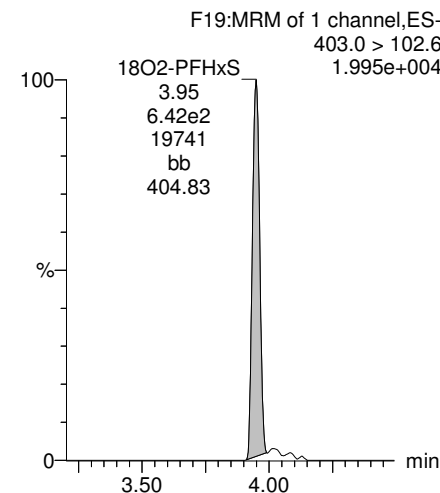
**13C2-PFHxA**



**13C4-PFHpA**



**18O2-PFHxS**

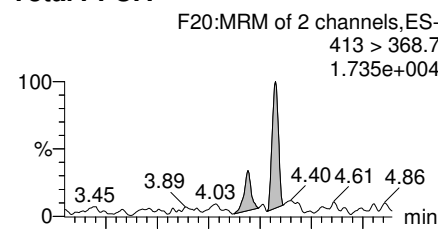


Dataset: Z:\Projects\PFAS.PRO\Results\180301M1\180301M1-44.qld

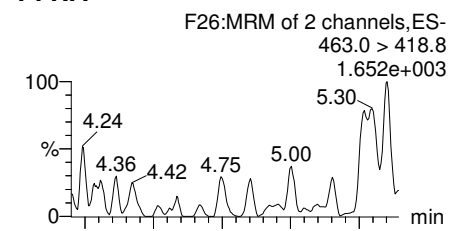
Last Altered: Tuesday, March 06, 2018 13:36:05 Pacific Standard Time  
Printed: Tuesday, March 06, 2018 13:36:37 Pacific Standard Time

Name: 180301M1\_44, Date: 02-Mar-2018, Time: 08:53:41, ID: 1800329-15 OF-RW44-MID01-0218 0.12094, Description: OF-RW44-MID01-0218

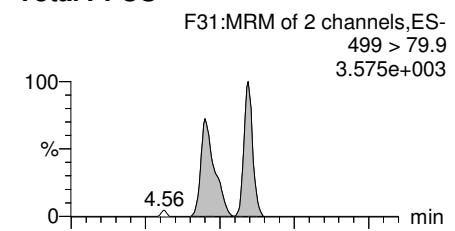
**Total PFOA**



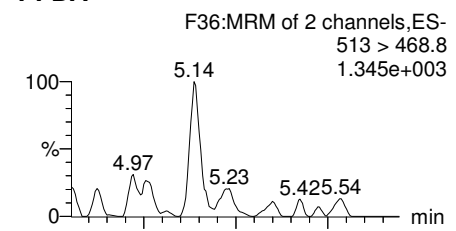
**PFNA**



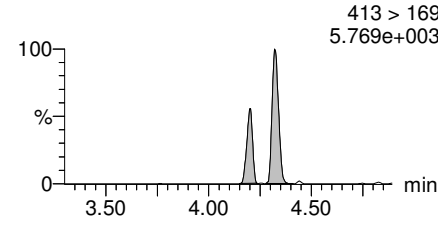
**Total PFOS**



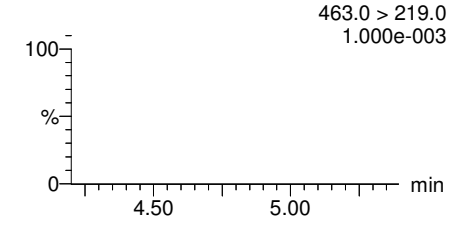
**PFDA**



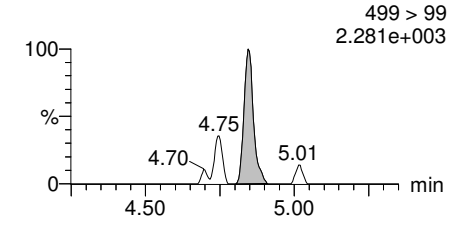
**Total PFOA**



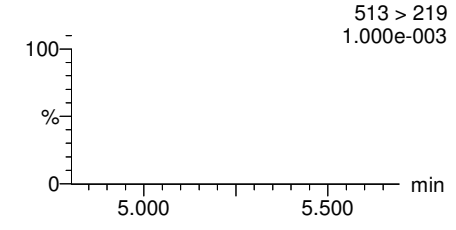
**PFNA**



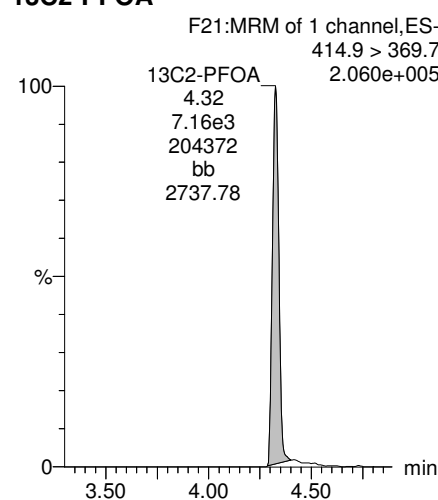
**Total PFOS**



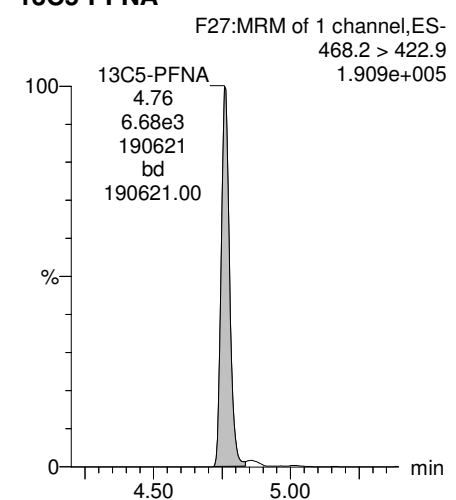
**PFDA**



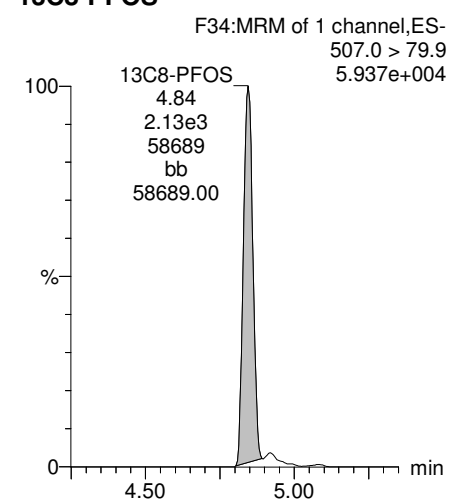
**13C2-PFOA**



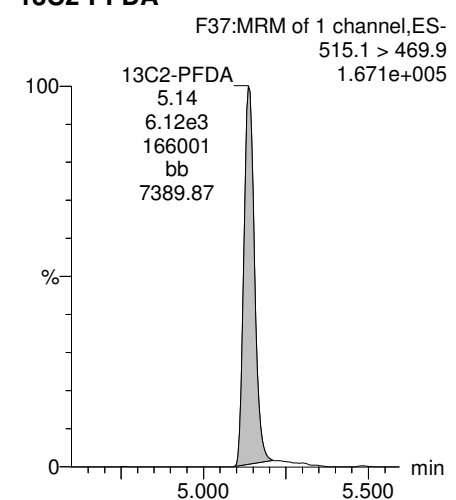
**13C5-PFNA**



**13C8-PFOS**



**13C2-PFDA**





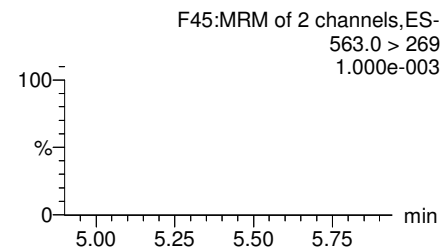
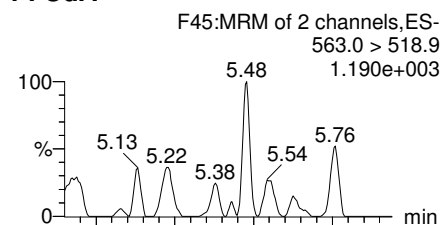
Dataset: Z:\Projects\PFAS.PRO\Results\180301M1\180301M1-44.qld

Last Altered: Tuesday, March 06, 2018 13:36:05 Pacific Standard Time

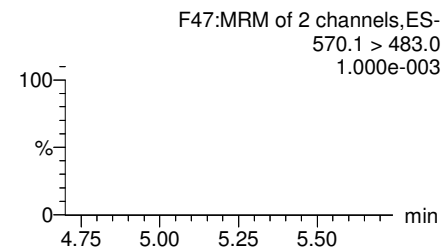
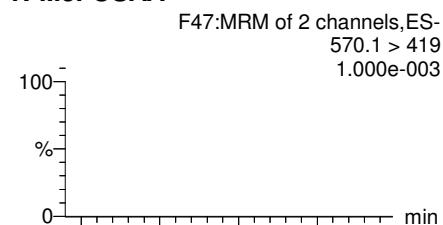
Printed: Tuesday, March 06, 2018 13:36:37 Pacific Standard Time

Name: 180301M1\_44, Date: 02-Mar-2018, Time: 08:53:41, ID: 1800329-15 OF-RW44-MID01-0218 0.12094, Description: OF-RW44-MID01-0218

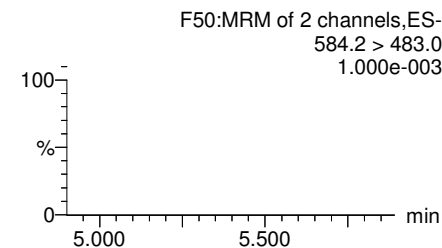
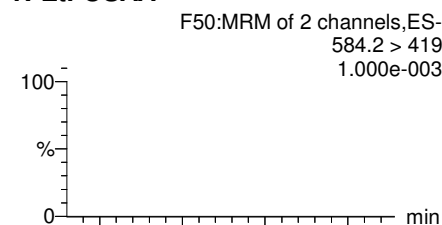
**PFUdA**



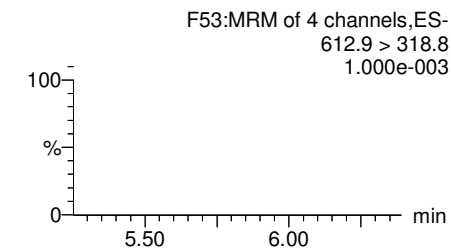
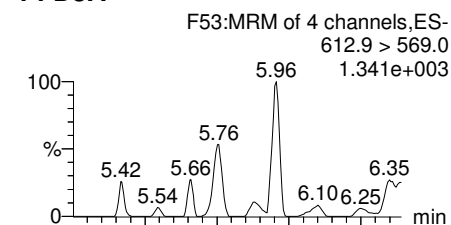
**N-MeFOSAA**



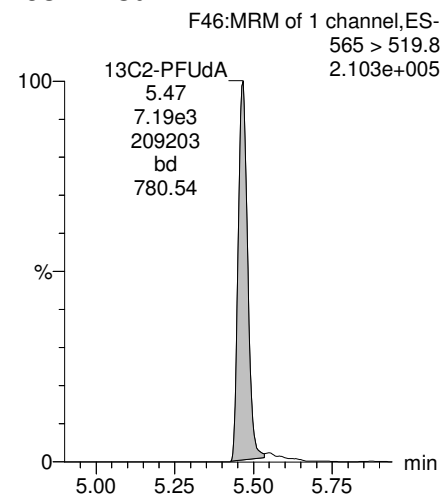
**N-EtFOSAA**



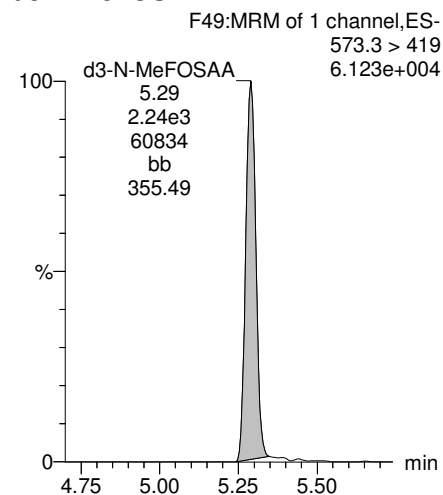
**PFDaA**



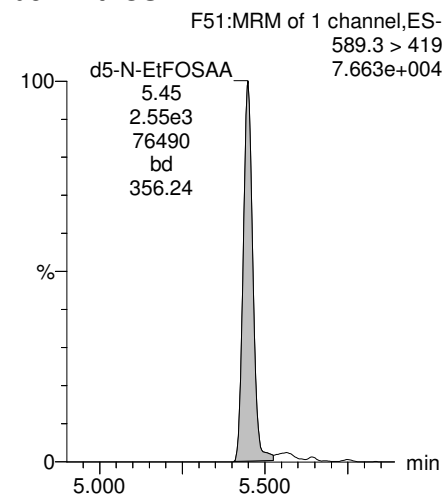
**13C2-PFUdA**



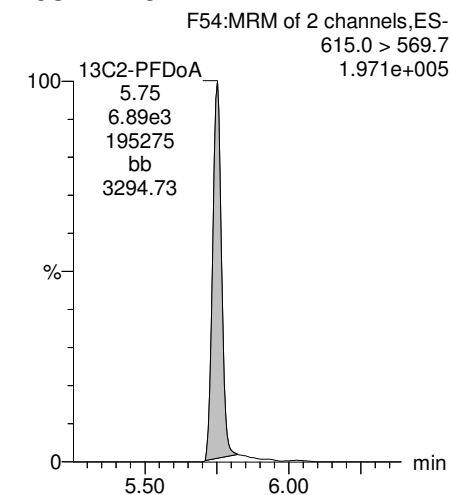
**d3-N-MeFOSAA**



**d5-N-EtFOSAA**



**13C2-PFDaA**

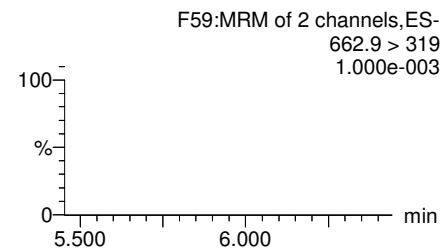
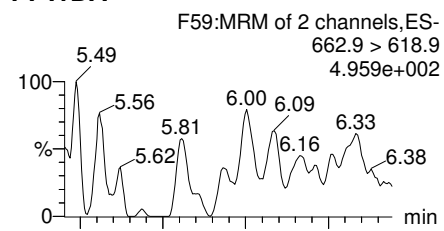


Dataset: Z:\Projects\PFAS.PRO\Results\180301M1\180301M1-44.qld

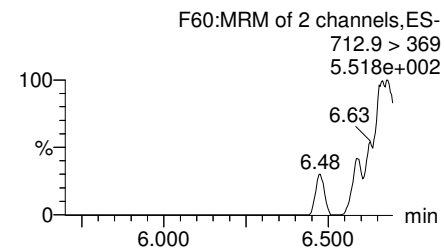
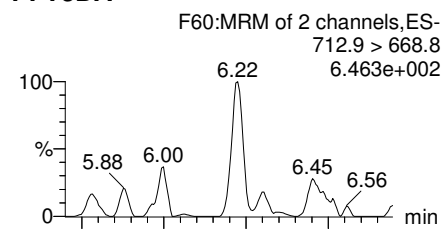
Last Altered: Tuesday, March 06, 2018 13:36:05 Pacific Standard Time  
Printed: Tuesday, March 06, 2018 13:36:37 Pacific Standard Time

Name: 180301M1\_44, Date: 02-Mar-2018, Time: 08:53:41, ID: 1800329-15 OF-RW44-MID01-0218 0.12094, Description: OF-RW44-MID01-0218

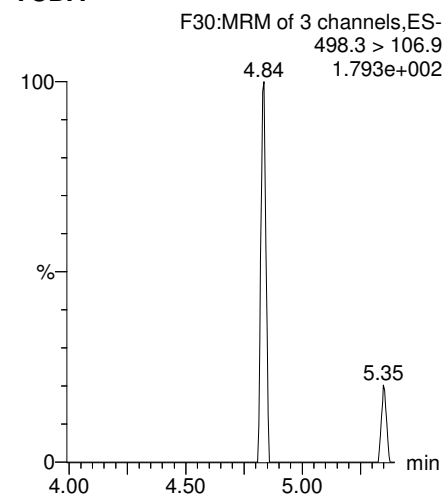
**PFTrDA**



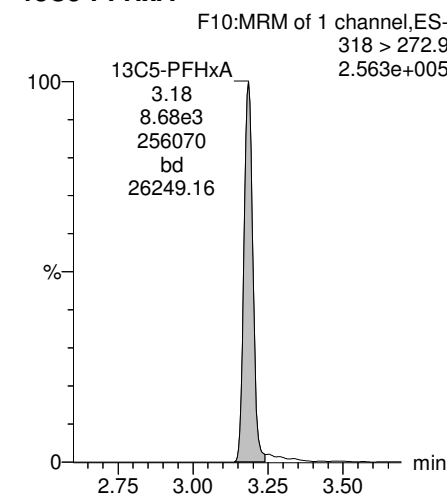
**PFTeDA**



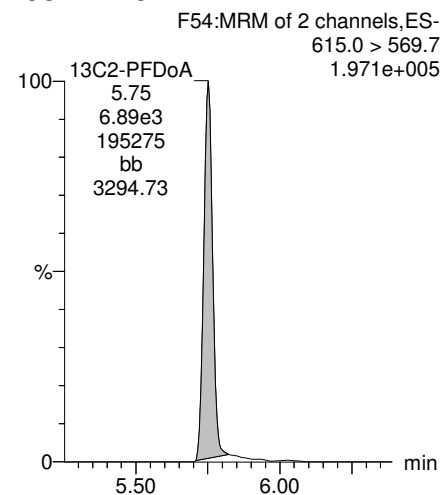
**TCDA**



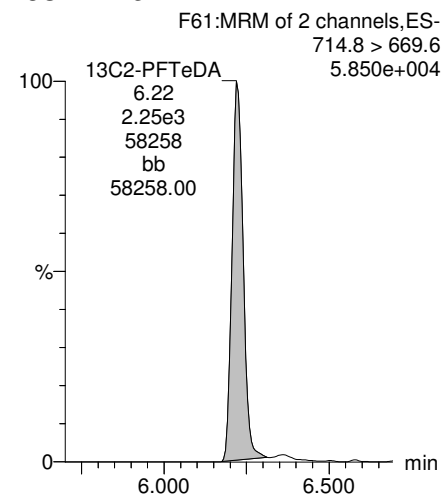
**13C5-PFHxA**



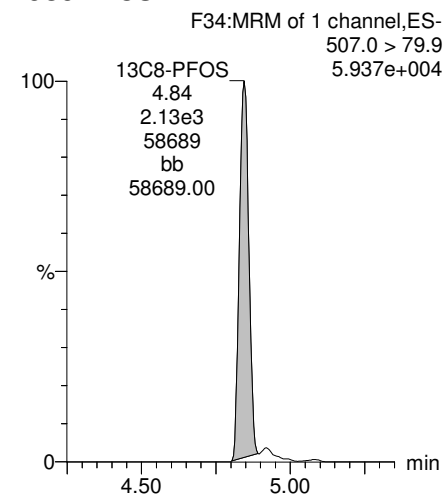
**13C2-PFDoA**



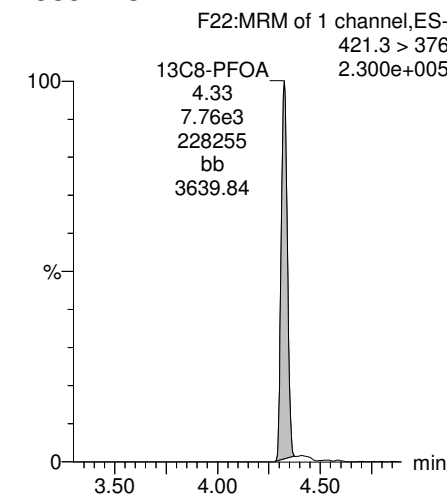
**13C2-PFTeDA**



**13C8-PFOS**



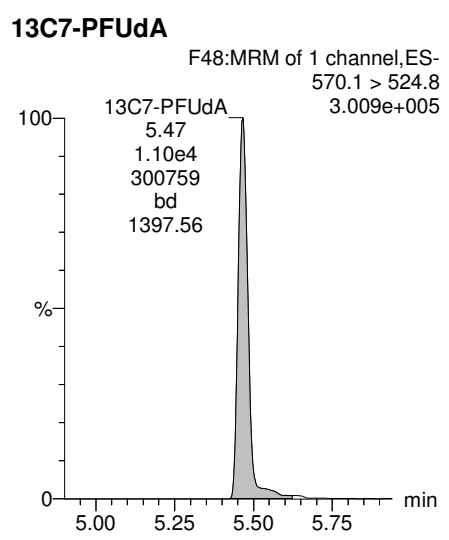
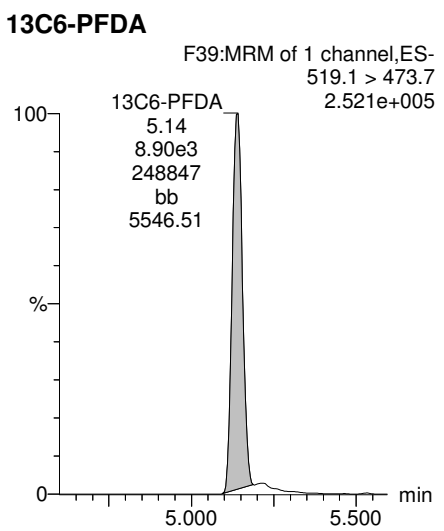
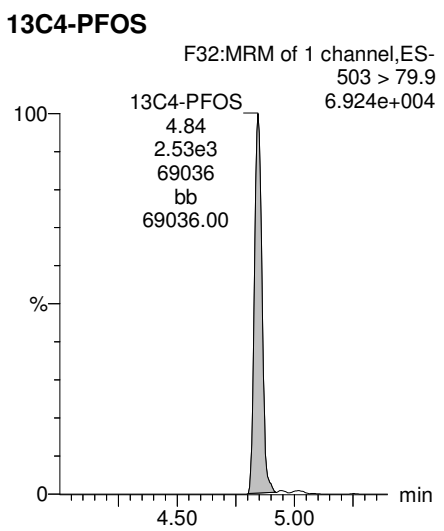
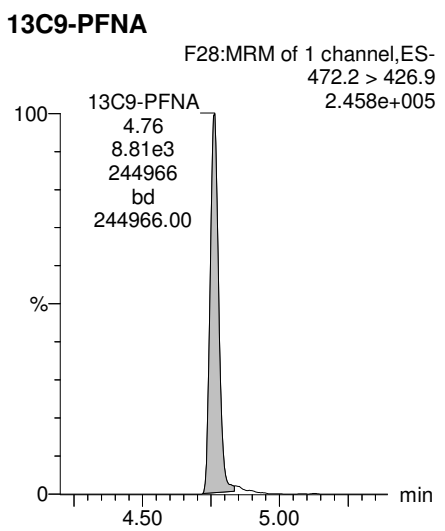
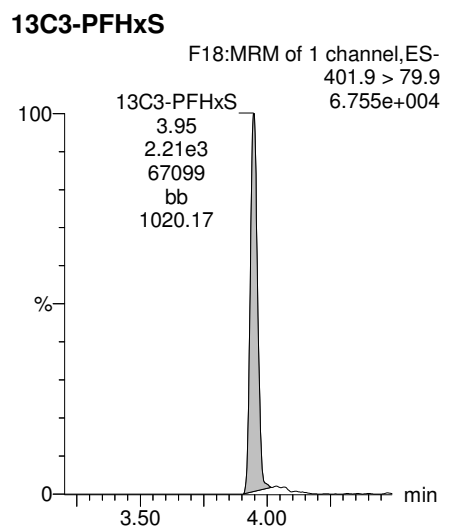
**13C8-PFOA**



Dataset: Z:\Projects\PFAS.PRO\Results\180301M1\180301M1-44.qld

Last Altered: Tuesday, March 06, 2018 13:36:05 Pacific Standard Time  
Printed: Tuesday, March 06, 2018 13:36:37 Pacific Standard Time

Name: 180301M1\_44, Date: 02-Mar-2018, Time: 08:53:41, ID: 1800329-15 OF-RW44-MID01-0218 0.12094, Description: OF-RW44-MID01-0218



Dataset: Z:\Projects\PFAS.PRO\Results\180301M1\180301M1-45.qld

Last Altered: Tuesday, March 06, 2018 12:06:19 Pacific Standard Time

Printed: Tuesday, March 06, 2018 12:07:19 Pacific Standard Time

Method: Z:\Projects\PFAS.PRO\MethDB\PFAS\_FULL\_80C\_022718.mdb 28 Feb 2018 13:19:45

Calibration: Z:\Projects\PFAS.PRO\CurveDB\C18\_VAL-PFAS\_Q4\_03-01-18-FULL.cdb 05 Mar 2018 08:17:35

Name: 180301M1\_45, Date: 02-Mar-2018, Time: 09:05:10, ID: 1800329-16 OF-RW44-EFF01-0218 0.11743, Description: OF-RW44-EFF01-0218

	# Name	Trace	Area	IS Area	Wt./Vol.	RRF	Pred.RT	RT	y Axis Resp.	Conc.	%Rec
1	3 PFBS	299.0 > 79.7		1.09e3	0.117		2.60				
2	5 PFHxA	313.2 > 268.9		2.18e3	0.117		3.19				
3	7 PFHpA	363.0 > 318.9		5.37e3	0.117		3.81				
4	8 L-PFHxS	398.9 > 79.6		9.07e2	0.117		4.17				
5	11 L-PFOA	413 > 368.7		8.83e3	0.117		4.40				
6	14 PFNA	463.0 > 418.8		7.10e3	0.117		4.76				
7	16 L-PFOS	499 > 79.9		2.43e3	0.117		4.90				
8	18 PFDA	513 > 468.8		6.65e3	0.117		5.14				
9	21 N-MeFOSAA	570.1 > 419		2.02e3	0.117		5.29				
10	22 N-EtFOSAA	584.2 > 419		2.86e3	0.117		5.45				
11	23 PFUdA	563.0 > 518.9		9.50e3	0.117		5.46				

Dataset: Z:\Projects\PFAS.PRO\Results\180301M1\180301M1-45.qld

Last Altered: Tuesday, March 06, 2018 12:06:19 Pacific Standard Time

Printed: Tuesday, March 06, 2018 12:07:27 Pacific Standard Time

Method: Z:\Projects\PFAS.PRO\MethDB\PFAS\_FULL\_80C\_022718.mdb 28 Feb 2018 13:19:45

Calibration: Z:\Projects\PFAS.PRO\CurveDB\C18\_VAL-PFAS\_Q4\_03-01-18-FULL.cdb 05 Mar 2018 08:17:35

Name: 180301M1\_45, Date: 02-Mar-2018, Time: 09:05:10, ID: 1800329-16 OF-RW44-EFF01-0218 0.11743, Description: OF-RW44-EFF01-0218

#	Name	Trace	Area	IS Area	Wt./Vol.	RRF	Pred.RT	RT	y Axis Resp.	Conc.	%Rec
1	25 PFDa	612.9 > 569.0		6.87e3	0.117		5.74				
2	27 PFTDA	662.9 > 618.9		6.87e3	0.117		5.98				
3	28 PFTeDA	712.9 > 668.8		4.01e3	0.117		6.20				
4	36 13C3-PFBS	302. > 98.8	1.09e3	8.83e3	0.117	0.125	2.69	2.69	1.54	105.2609	98.9
5	37 13C2-PFHxA	315 > 269.8	2.18e3	8.83e3	0.117	0.722	3.19	3.18	3.09	36.3799	85.4
6	38 13C4-PFHpA	367.2 > 321.8	5.37e3	8.83e3	0.117	0.687	3.81	3.80	7.60	94.2133	88.5
7	39 18O2-PFHxS	403.0 > 102.6	9.07e2	2.05e3	0.117	0.367	3.96	3.95	5.52	128.1557	120.4
8	40 13C2-PFOA	414.9 > 369.7	8.83e3	8.57e3	0.117	1.260	4.33	4.32	12.9	86.9601	81.7
9	41 13C5-PFNA	468.2 > 422.9	7.10e3	9.21e3	0.117	0.959	4.76	4.76	9.63	85.4859	80.3
10	42 13C8-PFOA	506.1 > 77.7	1.23e3	1.23e4	0.117	0.229	4.83	4.83	1.26	46.8204	44.0
11	43 13C8-PFOS	507.0 > 79.9	2.43e3	2.34e3	0.117	1.053	4.84	4.84	13.0	104.9491	98.6
12	44 13C2-PFDA	515.1 > 469.9	6.65e3	9.54e3	0.117	0.977	5.14	5.14	8.71	75.9023	71.3
13	45 d3-N-MeFOSAA	573.3 > 419	2.02e3	1.23e4	0.117	0.384	5.29	5.29	2.06	45.5504	42.8
14	46 d5-N-EtFOSAA	589.3 > 419	2.86e3	1.23e4	0.117	0.403	5.45	5.45	2.91	61.6416	57.9
15	47 13C2-PFUdA	565 > 519.8	9.50e3	1.23e4	0.117	1.019	5.46	5.47	9.69	80.9317	76.0
16	48 13C2-PFDoA	615.0 > 569.7	6.87e3	1.23e4	0.117	0.908	5.74	5.75	7.01	65.7865	61.8
17	49 d3-N-MeFOSA	515.2 > 168.9		1.23e4	0.117	0.117	5.84				
18	50 13C2-PFTeDA	714.8 > 669.6	4.01e3	1.23e4	0.117	0.414	6.20	6.22	4.10	84.2725	79.2
19	51 d5-N-ETFOSA	531.1 > 168.9		1.23e4	0.117	0.181	6.22				
20	52 13C2-PFHxDA	815 > 769.7	2.44e3	1.23e4	0.117	0.782	6.51	6.56	2.49	27.1198	63.7
21	53 d7-N-MeFOSE	623.1 > 58.9		1.23e4	0.117	0.172	6.31				
22	54 d9-N-EtFOSE	639.2 > 58.8		1.23e4	0.117	0.146	6.45				
23	55 13C4-PFBA	217. > 171.8	7.44e3	7.44e3	0.117	1.000	1.46	1.44	12.5	106.4464	100.0
24	56 13C5-PFHxA	318 > 272.9	8.83e3	8.83e3	0.117	1.000	3.19	3.18	12.5	106.4464	100.0
25	57 13C3-PFHxS	401.9 > 79.9	2.05e3	2.05e3	0.117	1.000	3.96	3.95	12.5	106.4464	100.0
26	58 13C8-PFOA	421.3 > 376	8.57e3	8.57e3	0.117	1.000	4.33	4.33	12.5	106.4464	100.0
27	59 13C9-PFNA	472.2 > 426.9	9.21e3	9.21e3	0.117	1.000	4.70	4.76	12.5	106.4464	100.0
28	60 13C4-PFOS	503 > 79.9	2.34e3	2.34e3	0.117	1.000	4.84	4.84	12.5	106.4464	100.0
29	61 13C6-PFDA	519.1 > 473.7	9.54e3	9.54e3	0.117	1.000	5.14	5.14	12.5	106.4464	100.0
30	62 13C7-PFUdA	570.1 > 524.8	1.23e4	1.23e4	0.117	1.000	5.46	5.46	12.5	106.4464	100.0
31	63 Total PFHxS	398.9 > 79.6	0.00e0	9.07e2	0.117		3.85		0.000		
32	64 Total PFOA	413 > 368.7	0.00e0	8.83e3	0.117		4.21		0.000		

Dataset: Z:\Projects\PFAS.PRO\Results\180301M1\180301M1-45.qld

Last Altered: Tuesday, March 06, 2018 12:06:19 Pacific Standard Time

Printed: Tuesday, March 06, 2018 12:07:27 Pacific Standard Time

**Name: 180301M1\_45, Date: 02-Mar-2018, Time: 09:05:10, ID: 1800329-16 OF-RW44-EFF01-0218 0.11743, Description: OF-RW44-EFF01-0218**

	# Name	Trace	Area	IS Area	Wt./Vol.	RRF	Pred.RT	RT	y Axis Resp.	Conc.	%Rec
33	65 Total PFOS	499 > 79.9	0.00e0	2.43e3	0.117		4.73		0.000		
34	66 Total N-MeFOSAA	570.1 > 419	0.00e0	2.02e3	0.117		5.29		0.000		
35	67 Total N-EtFOSAA	584.2 > 419	0.00e0	2.86e3	0.117		5.45		0.000		

Dataset: Z:\Projects\PFAS.PRO\Results\180301M1\180301M1-45.qld

Last Altered: Tuesday, March 06, 2018 12:06:19 Pacific Standard Time

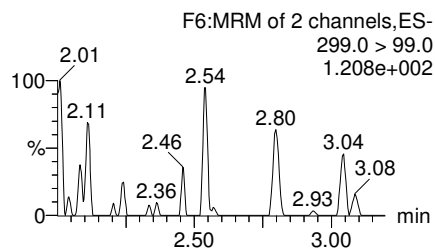
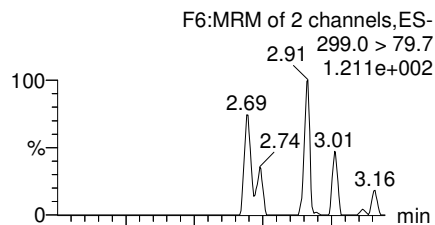
Printed: Tuesday, March 06, 2018 12:07:27 Pacific Standard Time

Method: Z:\Projects\PFAS.PRO\MethDB\PFAS\_FULL\_80C\_022718.mdb 28 Feb 2018 13:19:45

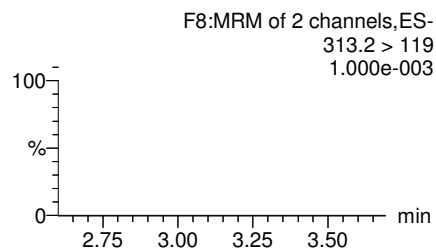
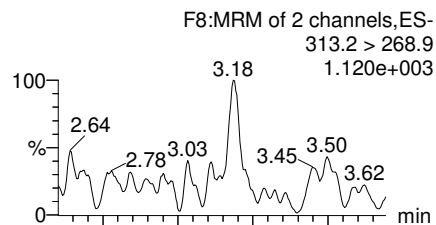
Calibration: Z:\Projects\PFAS.PRO\CurveDB\C18\_VAL-PFAS\_Q4\_03-01-18-FULL.cdb 05 Mar 2018 08:17:35

Name: 180301M1\_45, Date: 02-Mar-2018, Time: 09:05:10, ID: 1800329-16 OF-RW44-EFF01-0218 0.11743, Description: OF-RW44-EFF01-0218

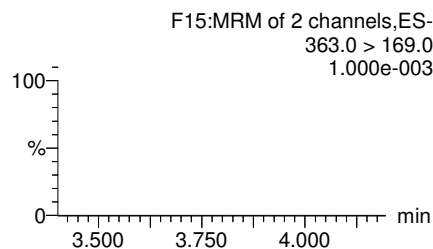
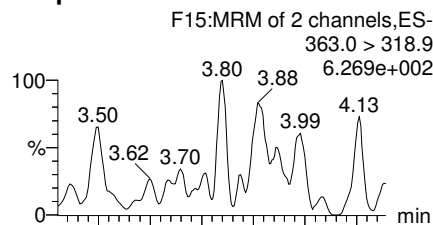
**PFBS**



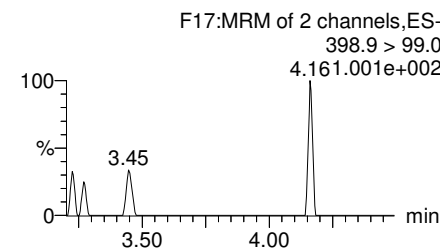
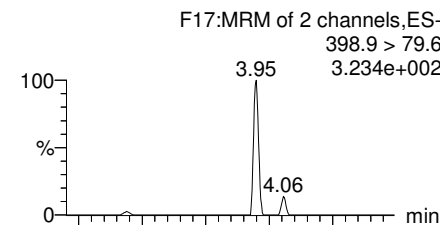
**PFHxA**



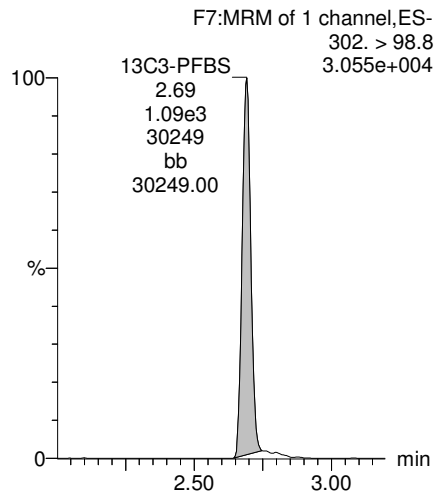
**PFHpA**



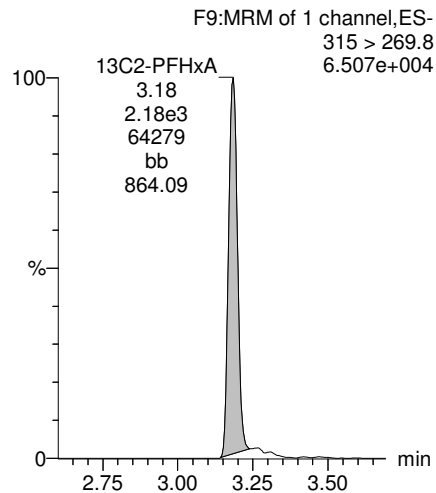
**Total PFHxS**



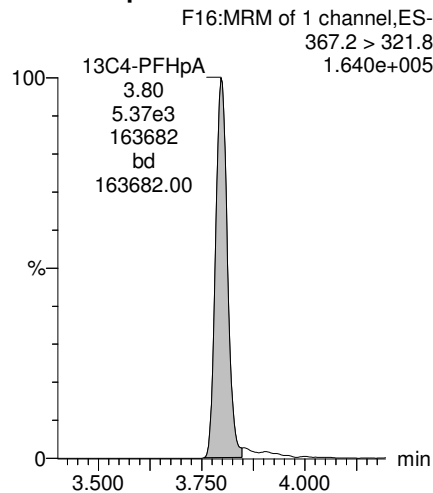
**13C3-PFBS**



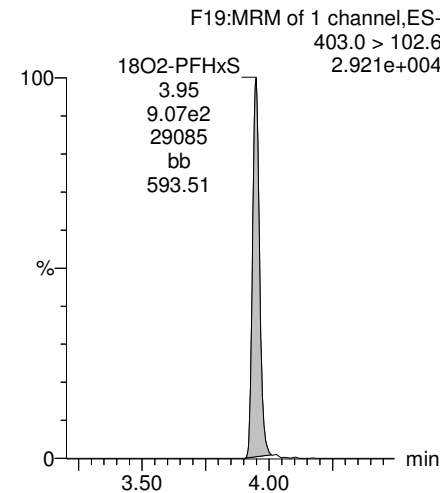
**13C2-PFHxA**



**13C4-PFHpA**



**18O2-PFHxS**



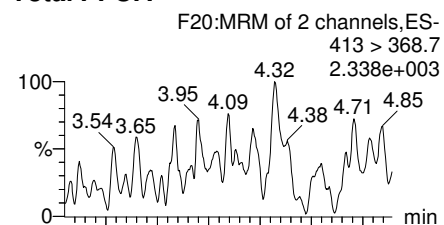
Dataset: Z:\Projects\PFAS.PRO\Results\180301M1\180301M1-45.qld

Last Altered: Tuesday, March 06, 2018 12:06:19 Pacific Standard Time

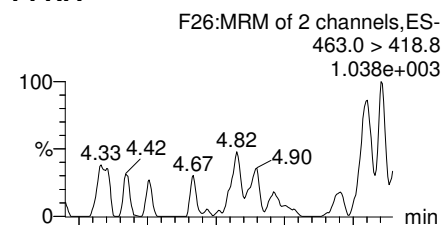
Printed: Tuesday, March 06, 2018 12:07:27 Pacific Standard Time

Name: 180301M1\_45, Date: 02-Mar-2018, Time: 09:05:10, ID: 1800329-16 OF-RW44-EFF01-0218 0.11743, Description: OF-RW44-EFF01-0218

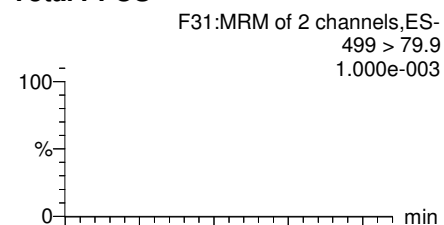
**Total PFOA**



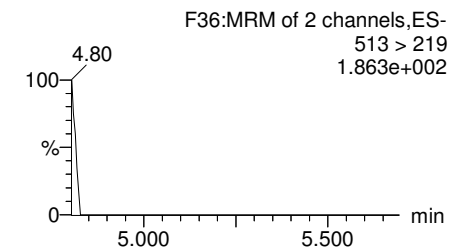
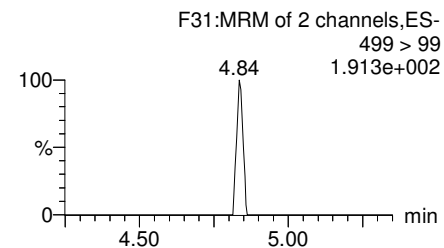
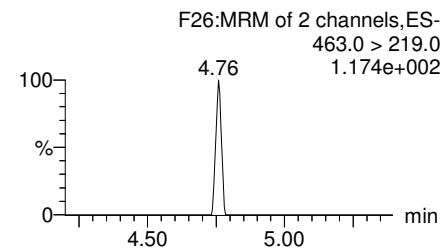
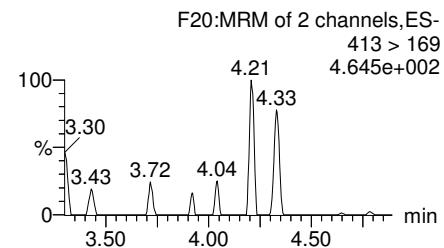
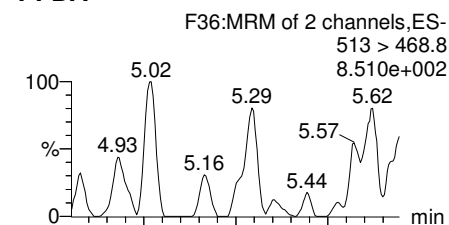
**PFNA**



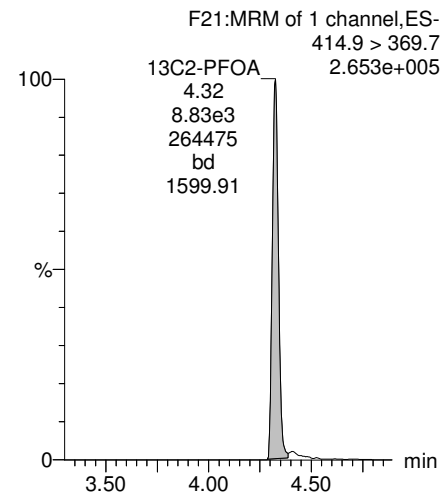
**Total PFOS**



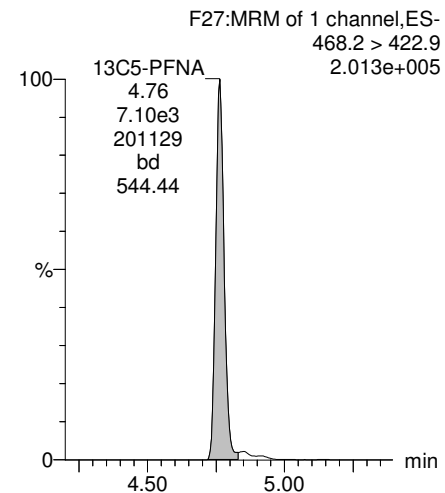
**PFDA**



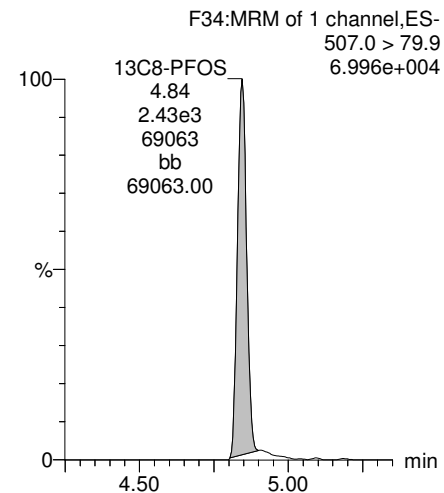
**13C2-PFOA**



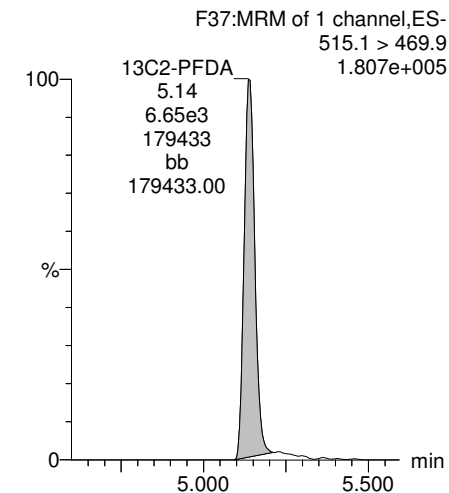
**13C5-PFNA**



**13C8-PFOS**



**13C2-PFDA**





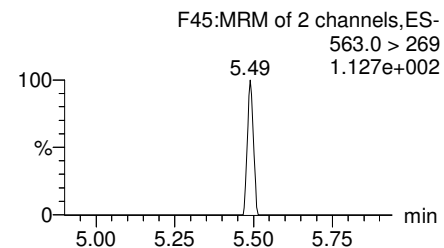
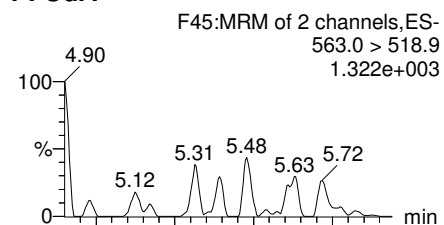
Dataset: Z:\Projects\PFAS.PRO\Results\180301M1\180301M1-45.qld

Last Altered: Tuesday, March 06, 2018 12:06:19 Pacific Standard Time

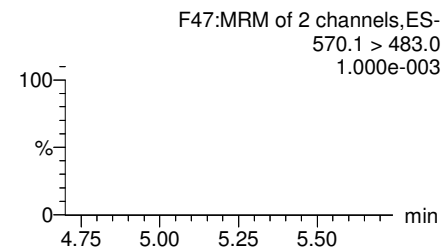
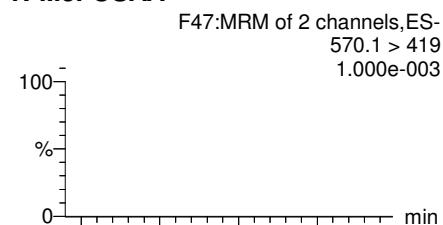
Printed: Tuesday, March 06, 2018 12:07:27 Pacific Standard Time

Name: 180301M1\_45, Date: 02-Mar-2018, Time: 09:05:10, ID: 1800329-16 OF-RW44-EFF01-0218 0.11743, Description: OF-RW44-EFF01-0218

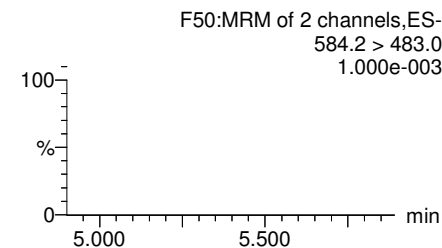
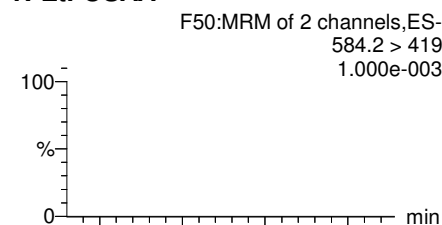
**PFUdA**



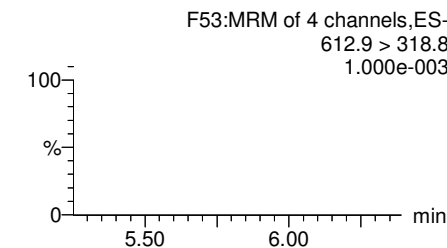
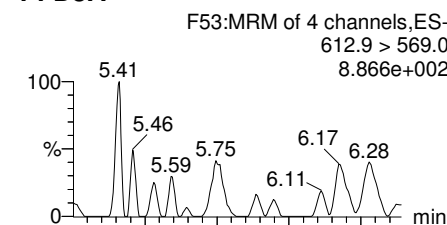
**N-MeFOSAA**



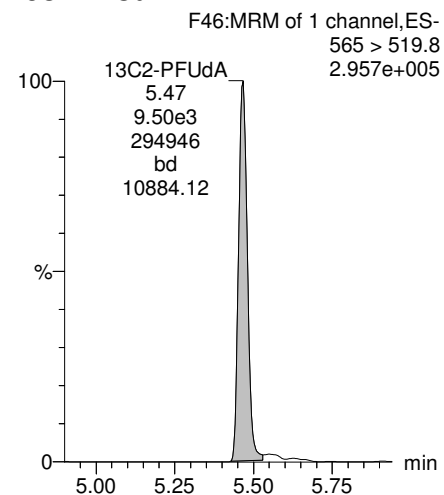
**N-EtFOSAA**



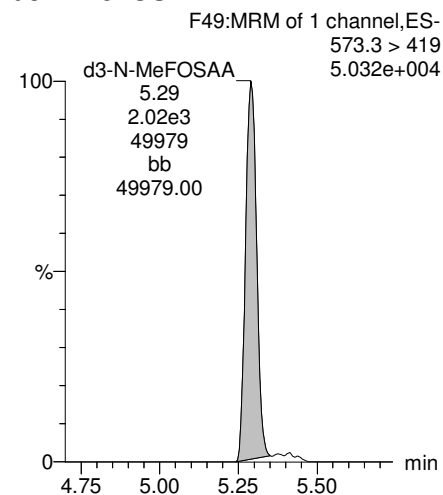
**PFDaA**



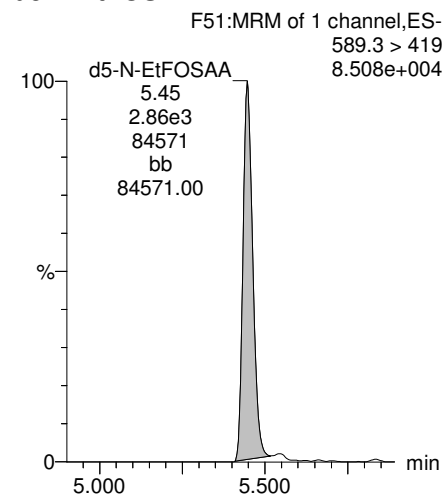
**13C2-PFUdA**



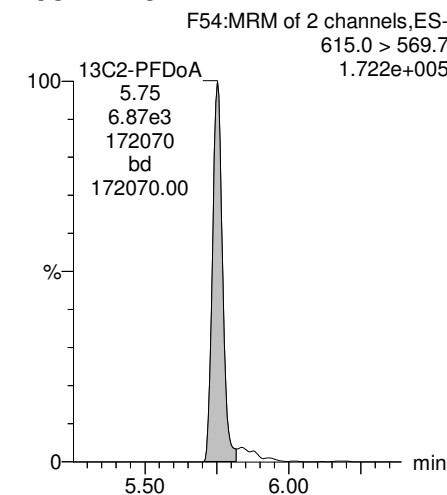
**d3-N-MeFOSAA**



**d5-N-EtFOSAA**



**13C2-PFDaA**

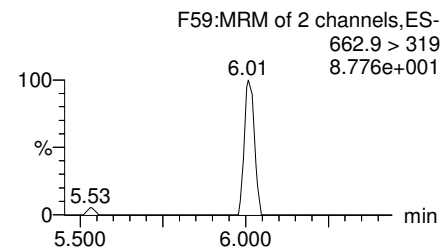
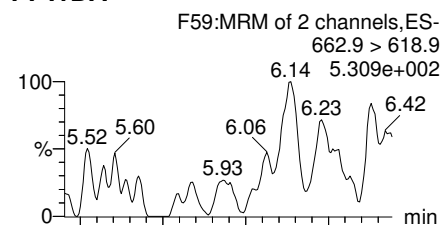


Dataset: Z:\Projects\PFAS.PRO\Results\180301M1\180301M1-45.qld

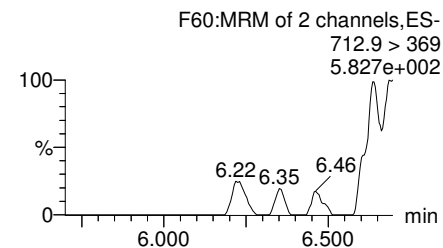
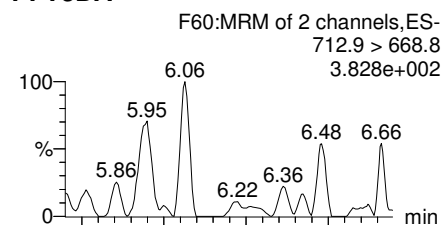
Last Altered: Tuesday, March 06, 2018 12:06:19 Pacific Standard Time  
Printed: Tuesday, March 06, 2018 12:07:27 Pacific Standard Time

Name: 180301M1\_45, Date: 02-Mar-2018, Time: 09:05:10, ID: 1800329-16 OF-RW44-EFF01-0218 0.11743, Description: OF-RW44-EFF01-0218

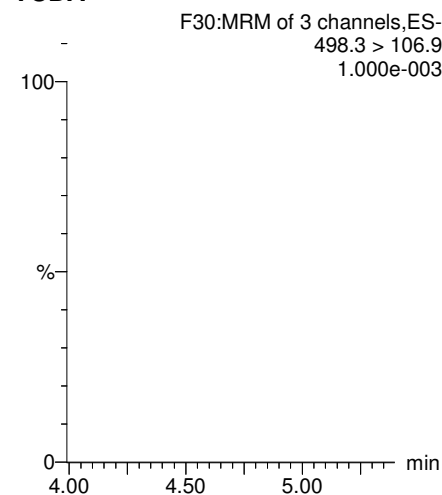
**PFTrDA**



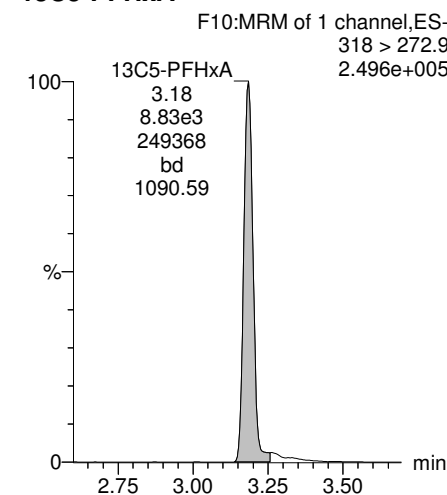
**PFTeDA**



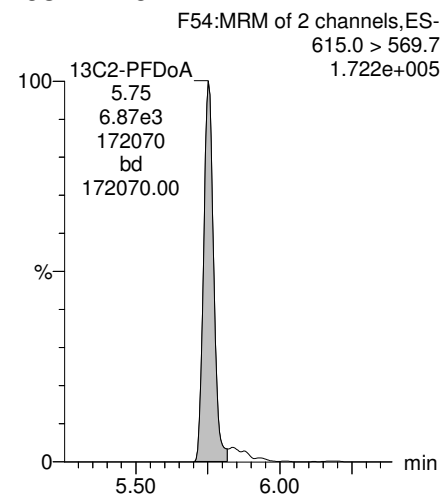
**TCDA**



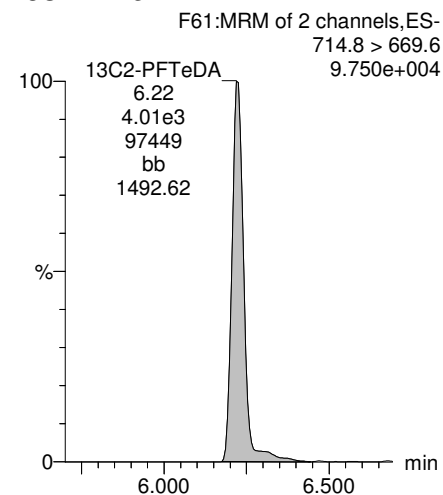
**13C5-PFHxA**



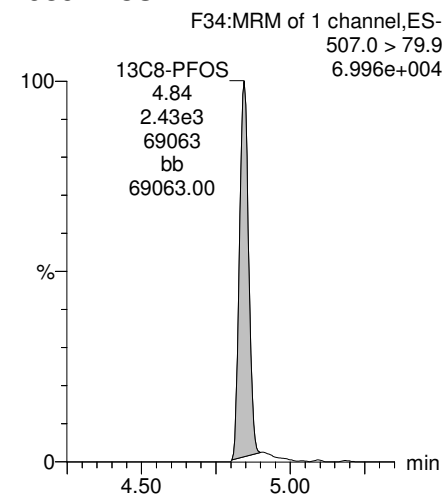
**13C2-PFDoA**



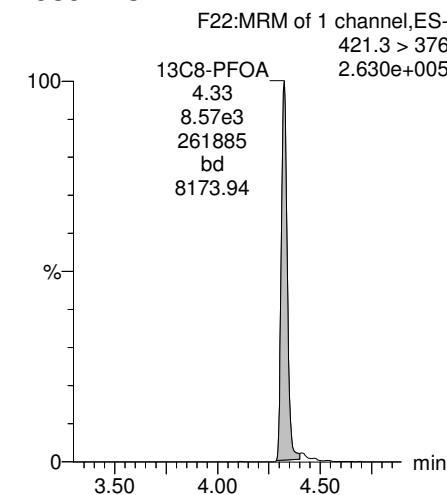
**13C2-PFTeDA**



**13C8-PFOS**



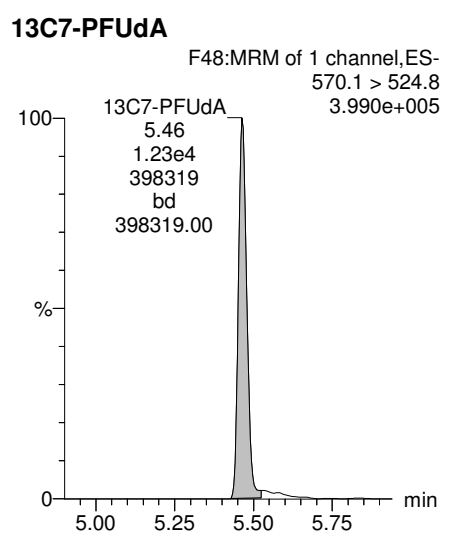
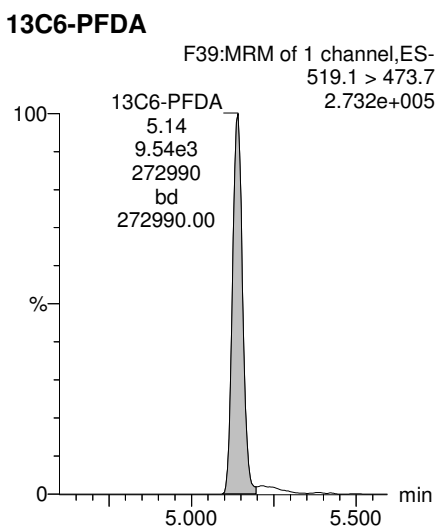
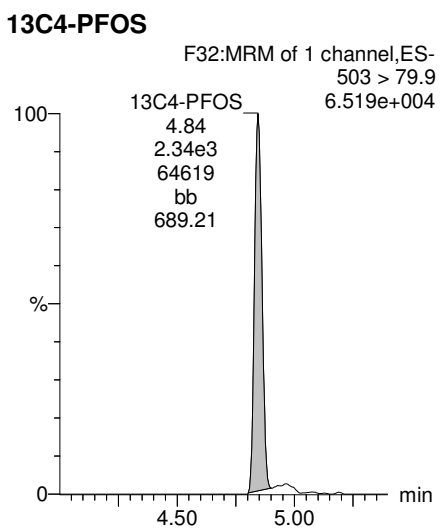
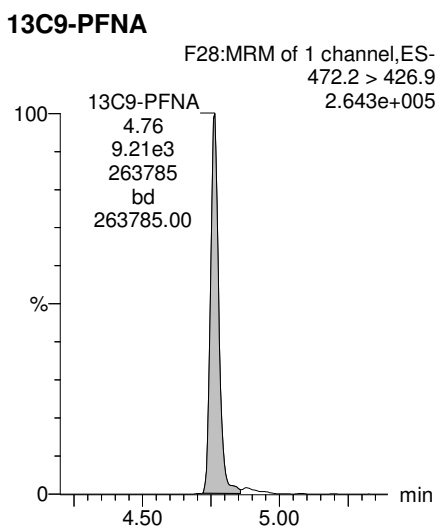
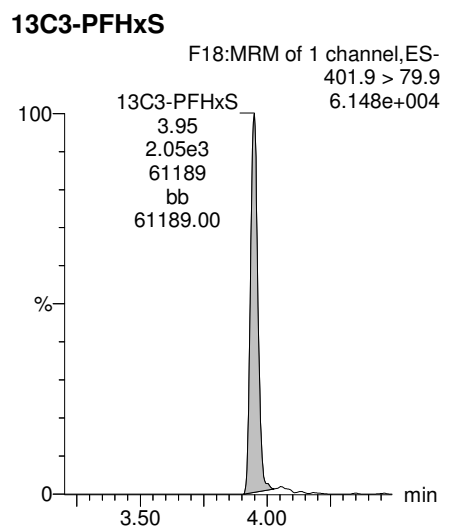
**13C8-PFOA**



Dataset: Z:\Projects\PFAS.PRO\Results\180301M1\180301M1-45.qld

Last Altered: Tuesday, March 06, 2018 12:06:19 Pacific Standard Time  
Printed: Tuesday, March 06, 2018 12:07:27 Pacific Standard Time

Name: 180301M1\_45, Date: 02-Mar-2018, Time: 09:05:10, ID: 1800329-16 OF-RW44-EFF01-0218 0.11743, Description: OF-RW44-EFF01-0218



Dataset: Z:\Projects\PFAS.PRO\Results\180301M1\180301M1-46.qld

Last Altered: Tuesday, March 06, 2018 13:39:21 Pacific Standard Time  
Printed: Tuesday, March 06, 2018 13:39:47 Pacific Standard Time

Method: Z:\Projects\PFAS.PRO\MethDB\PFAS\_FULL\_80C\_022718.mdb 28 Feb 2018 13:19:45

Calibration: Z:\Projects\PFAS.PRO\CurveDB\C18\_VAL-PFAS\_Q4\_03-01-18-FULL.cdb 05 Mar 2018 08:17:35

Name: 180301M1\_46, Date: 02-Mar-2018, Time: 09:16:31, ID: 1800329-17 OF-RW44-FB01-0218 0.12155, Description: OF-RW44-FB01-0218

	# Name	Trace	Area	IS Area	Wt./Vol.	RRF	Pred.RT	RT	y Axis Resp.	Conc.	%Rec
1	3 PFBS	299.0 > 79.7		1.27e3	0.122		2.60				
2	5 PFHxA	313.2 > 268.9		2.77e3	0.122		3.19				
3	7 PFHpA	363.0 > 318.9		6.30e3	0.122		3.81				
4	8 L-PFHxS	398.9 > 79.6		8.67e2	0.122		4.17				
5	11 L-PFOA	413 > 368.7	8.11e1	9.85e3	0.122		4.40	4.31	0.103	0.1801	
6	14 PFNA	463.0 > 418.8		7.62e3	0.122		4.76				
7	16 L-PFOS	499 > 79.9		2.51e3	0.122		4.90				
8	18 PFDA	513 > 468.8		8.51e3	0.122		5.14				
9	21 N-MeFOSAA	570.1 > 419		2.89e3	0.122		5.29				
10	22 N-EtFOSAA	584.2 > 419		3.42e3	0.122		5.45				
11	23 PFUdA	563.0 > 518.9		9.13e3	0.122		5.46				

Dataset: Z:\Projects\PFAS.PRO\Results\180301M1\180301M1-46.qld

Last Altered: Tuesday, March 06, 2018 13:39:21 Pacific Standard Time

Printed: Tuesday, March 06, 2018 13:39:35 Pacific Standard Time

Method: Z:\Projects\PFAS.PRO\MethDB\PFAS\_FULL\_80C\_022718.mdb 28 Feb 2018 13:19:45

Calibration: Z:\Projects\PFAS.PRO\CurveDB\C18\_VAL-PFAS\_Q4\_03-01-18-FULL.cdb 05 Mar 2018 08:17:35

Name: 180301M1\_46, Date: 02-Mar-2018, Time: 09:16:31, ID: 1800329-17 OF-RW44-FB01-0218 0.12155, Description: OF-RW44-FB01-0218

#	Name	Trace	Area	IS Area	Wt./Vol.	RRF	Pred.RT	RT	y Axis Resp.	Conc.	%Rec
1	25 PFDa	612.9 > 569.0		6.84e3	0.122		5.74				
2	27 PFTDA	662.9 > 618.9		6.84e3	0.122		5.98				
3	28 PFTeDA	712.9 > 668.8		3.32e3	0.122		6.20				
4	36 13C3-PFBS	302. > 98.8	1.27e3	9.85e3	0.122	0.125	2.69	2.67	1.61	106.3584	103.4
5	37 13C2-PFHxA	315 > 269.8	2.77e3	9.85e3	0.122	0.722	3.19	3.17	3.52	40.1218	97.5
6	38 13C4-PFHpA	367.2 > 321.8	6.30e3	9.85e3	0.122	0.687	3.81	3.78	8.00	95.8434	93.2
7	39 18O2-PFHxS	403.0 > 102.6	8.67e2	2.42e3	0.122	0.367	3.96	3.93	4.47	100.2644	97.5
8	40 13C2-PFOA	414.9 > 369.7	9.85e3	8.52e3	0.122	1.260	4.33	4.31	14.5	94.3762	91.8
9	41 13C5-PFNA	468.2 > 422.9	7.62e3	1.00e4	0.122	0.959	4.76	4.75	9.52	81.6177	79.4
10	42 13C8-PFOA	506.1 > 77.7	1.30e3	1.17e4	0.122	0.229	4.83	4.82	1.39	49.8895	48.5
11	43 13C8-PFOS	507.0 > 79.9	2.51e3	2.33e3	0.122	1.053	4.84	4.84	13.5	105.2636	102.4
12	44 13C2-PFDA	515.1 > 469.9	8.51e3	9.58e3	0.122	0.977	5.14	5.13	11.1	93.5356	91.0
13	45 d3-N-MeFOSAA	573.3 > 419	2.89e3	1.17e4	0.122	0.384	5.29	5.28	3.08	66.0211	64.2
14	46 d5-N-EtFOSAA	589.3 > 419	3.42e3	1.17e4	0.122	0.403	5.45	5.44	3.65	74.6878	72.6
15	47 13C2-PFUdA	565 > 519.8	9.13e3	1.17e4	0.122	1.019	5.46	5.46	9.76	78.7359	76.6
16	48 13C2-PFDoA	615.0 > 569.7	6.84e3	1.17e4	0.122	0.908	5.74	5.75	7.31	66.2275	64.4
17	49 d3-N-MeFOSA	515.2 > 168.9		1.17e4	0.122	0.117	5.84				
18	50 13C2-PFTeDA	714.8 > 669.6	3.32e3	1.17e4	0.122	0.414	6.20	6.23	3.55	70.4981	68.6
19	51 d5-N-ETFOSA	531.1 > 168.9		1.17e4	0.122	0.181	6.22				
20	52 13C2-PFHxDA	815 > 769.7	2.25e3	1.17e4	0.122	0.782	6.51	6.56	2.40	25.2377	61.4
21	53 d7-N-MeFOSE	623.1 > 58.9		1.17e4	0.122	0.172	6.31				
22	54 d9-N-EtFOSE	639.2 > 58.8		1.17e4	0.122	0.146	6.45				
23	55 13C4-PFBA	217. > 171.8	8.14e3	8.14e3	0.122	1.000	1.46	1.42	12.5	102.8383	100.0
24	56 13C5-PFHxA	318 > 272.9	9.85e3	9.85e3	0.122	1.000	3.19	3.16	12.5	102.8383	100.0
25	57 13C3-PFHxS	401.9 > 79.9	2.42e3	2.42e3	0.122	1.000	3.96	3.93	12.5	102.8383	100.0
26	58 13C8-PFOA	421.3 > 376	8.52e3	8.52e3	0.122	1.000	4.33	4.31	12.5	102.8383	100.0
27	59 13C9-PFNA	472.2 > 426.9	1.00e4	1.00e4	0.122	1.000	4.70	4.75	12.5	102.8383	100.0
28	60 13C4-PFOS	503 > 79.9	2.33e3	2.33e3	0.122	1.000	4.84	4.84	12.5	102.8383	100.0
29	61 13C6-PFDA	519.1 > 473.7	9.58e3	9.58e3	0.122	1.000	5.14	5.13	12.5	102.8383	100.0
30	62 13C7-PFUdA	570.1 > 524.8	1.17e4	1.17e4	0.122	1.000	5.46	5.46	12.5	102.8383	100.0
31	63 Total PFHxS	398.9 > 79.6	0.00e0	8.67e2	0.122		3.85		0.000		
32	64 Total PFOA	413 > 368.7	8.11e1	9.85e3	0.122		4.21		0.103	0.1801	

Dataset: Z:\Projects\PFAS.PRO\Results\180301M1\180301M1-46.qld

Last Altered: Tuesday, March 06, 2018 13:39:21 Pacific Standard Time

Printed: Tuesday, March 06, 2018 13:39:35 Pacific Standard Time

**Name: 180301M1\_46, Date: 02-Mar-2018, Time: 09:16:31, ID: 1800329-17 OF-RW44-FB01-0218 0.12155, Description: OF-RW44-FB01-0218**

	# Name	Trace	Area	IS Area	Wt./Vol.	RRF	Pred.RT	RT	y Axis Resp.	Conc.	%Rec
33	65 Total PFOS	499 > 79.9	0.00e0	2.51e3	0.122		4.73		0.000		
34	66 Total N-MeFOSAA	570.1 > 419	0.00e0	2.89e3	0.122		5.29		0.000		
35	67 Total N-EtFOSAA	584.2 > 419	0.00e0	3.42e3	0.122		5.45		0.000		

Dataset: Z:\Projects\PFAS.PRO\Results\180301M1\180301M1-46.qld

Last Altered: Tuesday, March 06, 2018 13:39:21 Pacific Standard Time

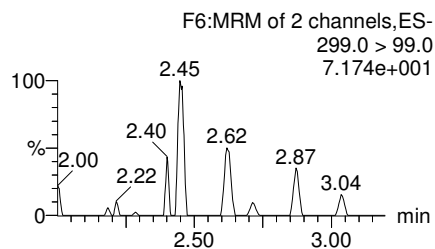
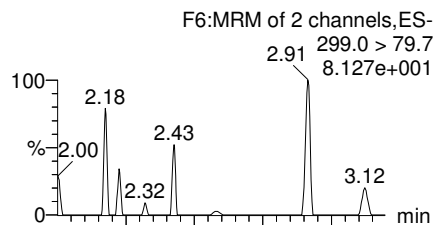
Printed: Tuesday, March 06, 2018 13:39:35 Pacific Standard Time

Method: Z:\Projects\PFAS.PRO\MethDB\PFAS\_FULL\_80C\_022718.mdb 28 Feb 2018 13:19:45

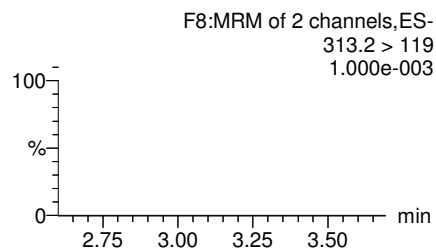
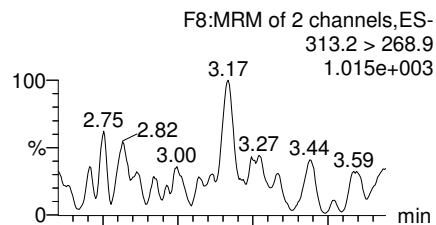
Calibration: Z:\Projects\PFAS.PRO\CurveDB\C18\_VAL-PFAS\_Q4\_03-01-18-FULL.cdb 05 Mar 2018 08:17:35

Name: 180301M1\_46, Date: 02-Mar-2018, Time: 09:16:31, ID: 1800329-17 OF-RW44-FB01-0218 0.12155, Description: OF-RW44-FB01-0218

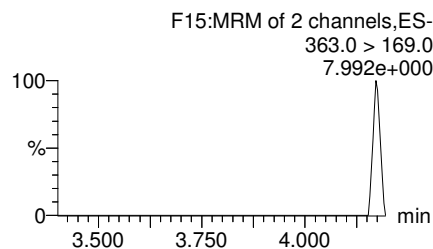
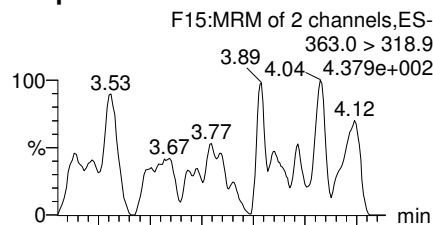
**PFBS**



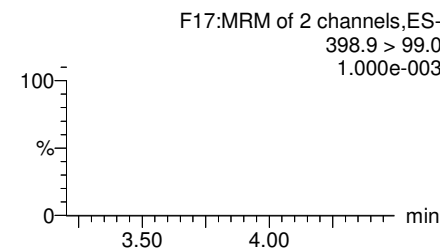
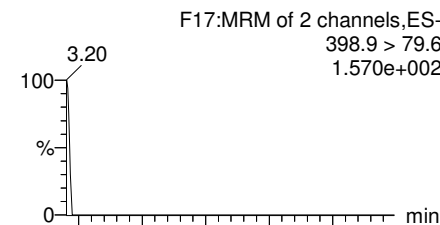
**PFHxA**



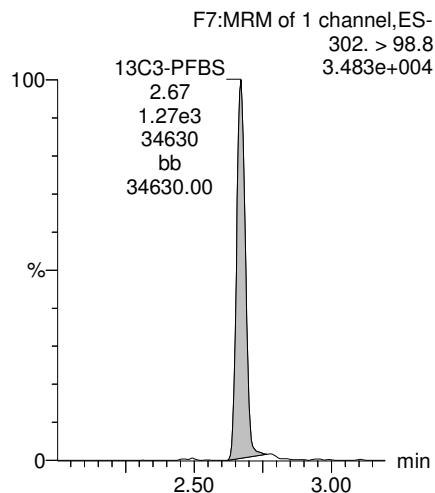
**PFHpA**



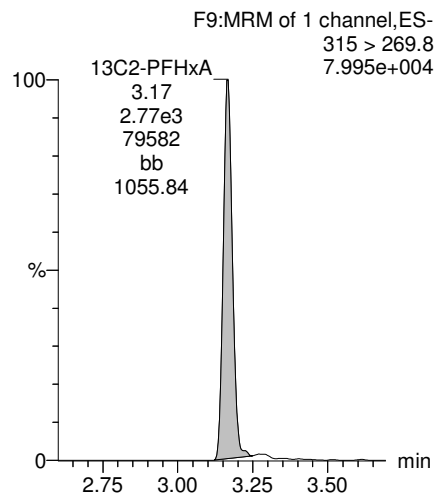
**Total PFHxS**



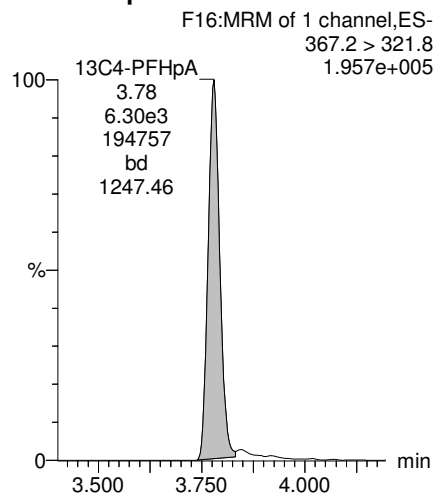
**13C3-PFBS**



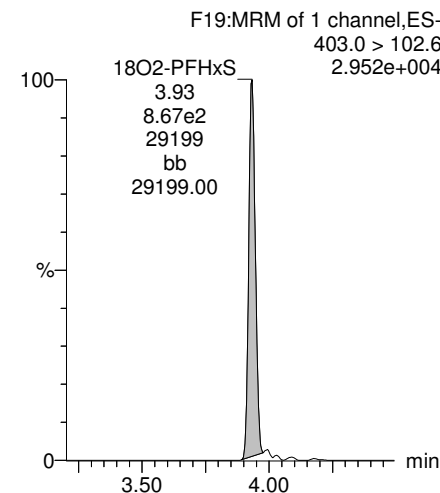
**13C2-PFHxA**



**13C4-PFHpA**



**18O2-PFHxS**

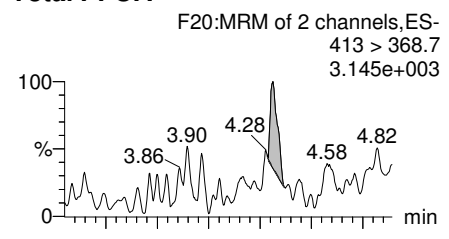


Dataset: Z:\Projects\PFAS.PRO\Results\180301M1\180301M1-46.qld

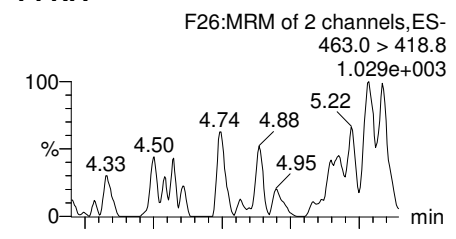
Last Altered: Tuesday, March 06, 2018 13:39:21 Pacific Standard Time  
Printed: Tuesday, March 06, 2018 13:39:35 Pacific Standard Time

Name: 180301M1\_46, Date: 02-Mar-2018, Time: 09:16:31, ID: 1800329-17 OF-RW44-FB01-0218 0.12155, Description: OF-RW44-FB01-0218


**Total PFOA**



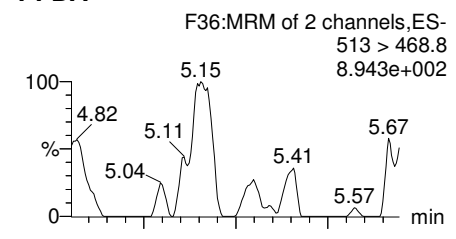
**PFNA**



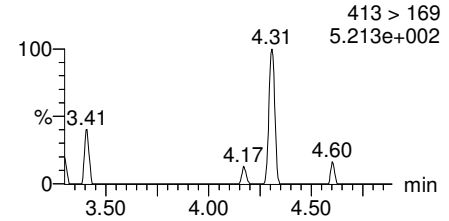
**Total PFOS**



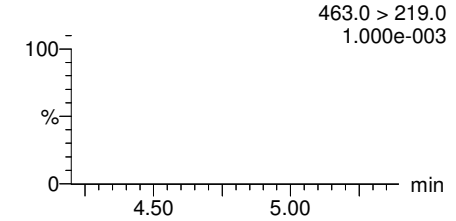
**PFDA**



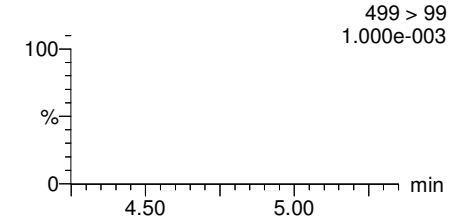
**Total PFOA**



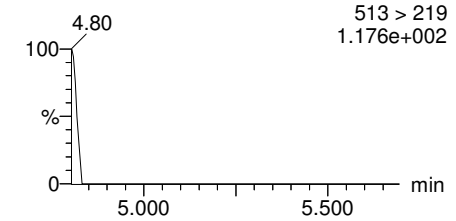
**PFNA**



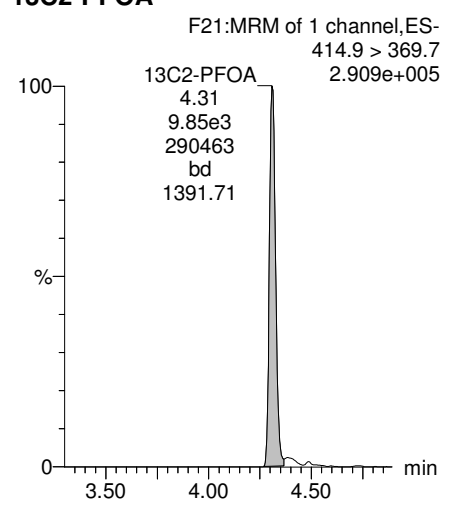
**Total PFOS**



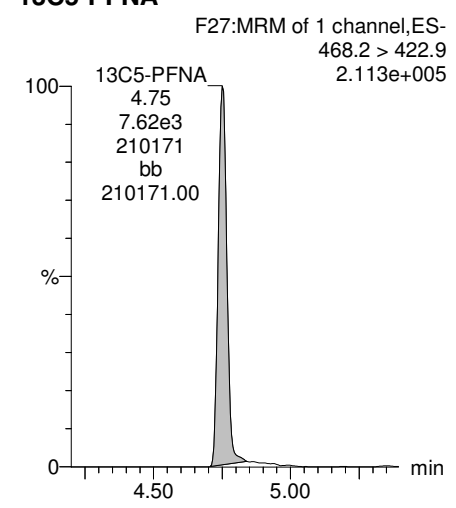
**PFDA**



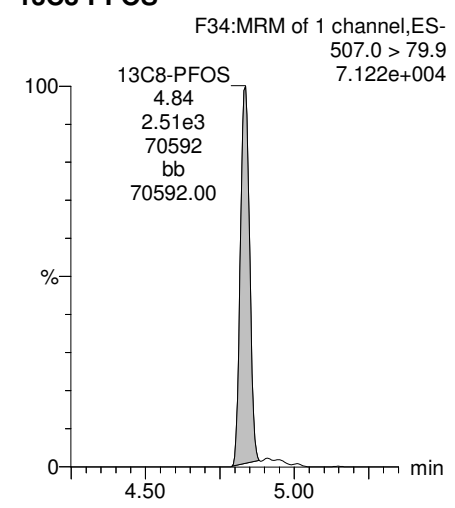
**13C2-PFOA**



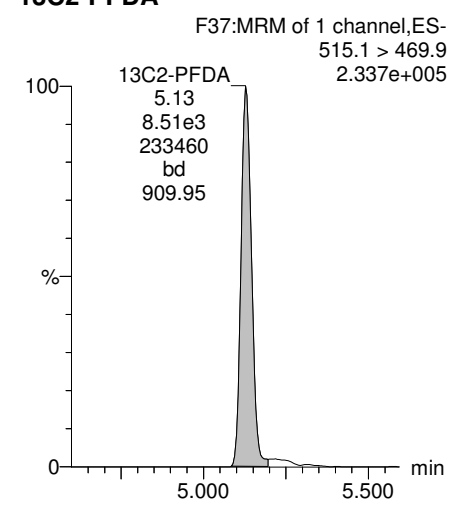
**13C5-PFNA**



**13C8-PFOS**



**13C2-PFDA**



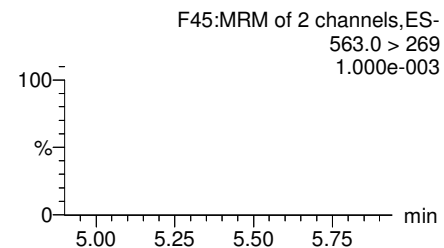
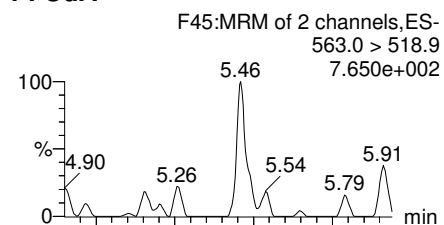


Dataset: Z:\Projects\PFAS.PRO\Results\180301M1\180301M1-46.qld

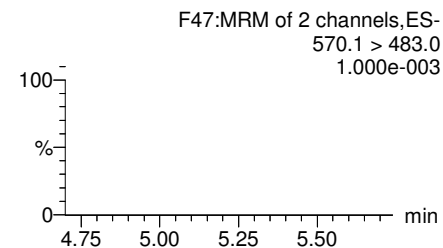
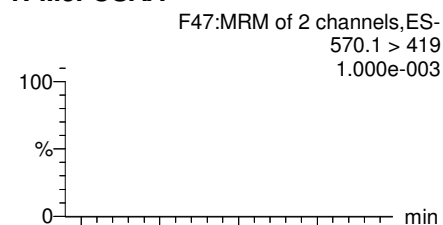
Last Altered: Tuesday, March 06, 2018 13:39:21 Pacific Standard Time  
Printed: Tuesday, March 06, 2018 13:39:35 Pacific Standard Time

Name: 180301M1\_46, Date: 02-Mar-2018, Time: 09:16:31, ID: 1800329-17 OF-RW44-FB01-0218 0.12155, Description: OF-RW44-FB01-0218

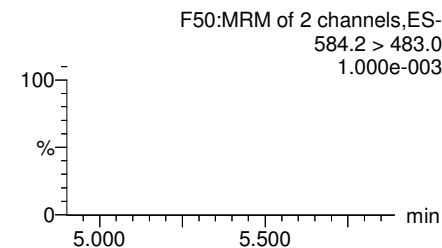
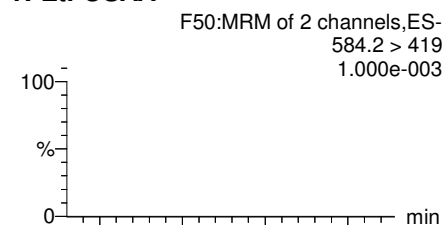
**PFUdA**



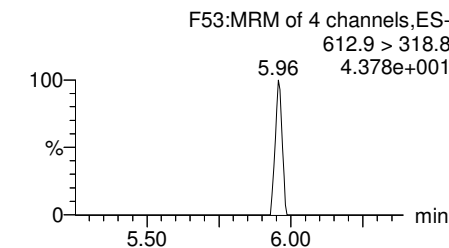
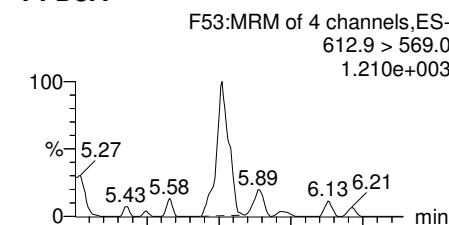
**N-MeFOSAA**



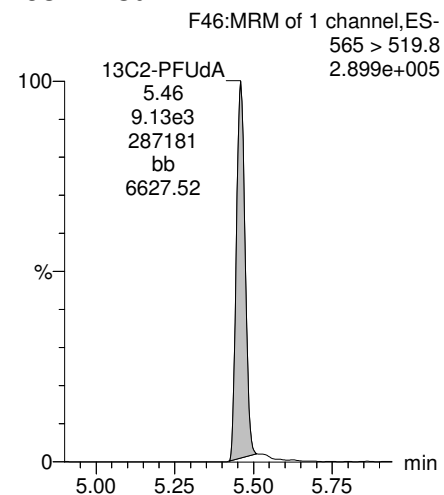
**N-EtFOSAA**



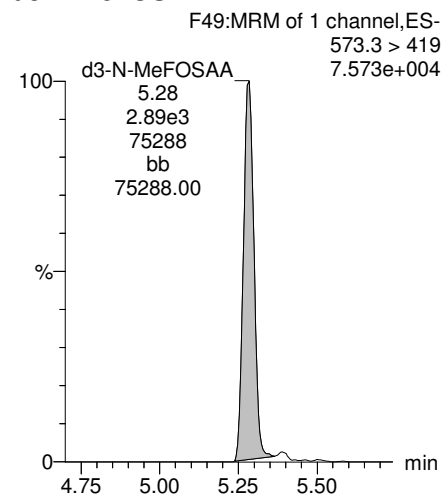
**PFDoA**



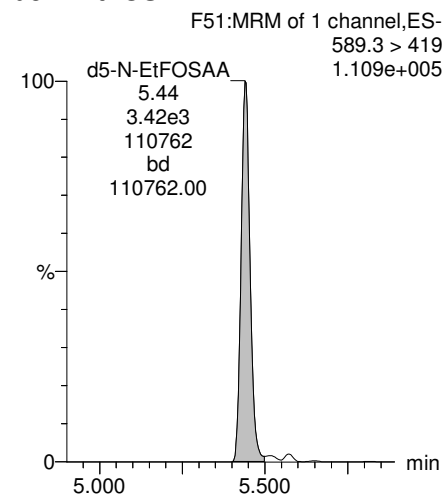
**13C2-PFUdA**



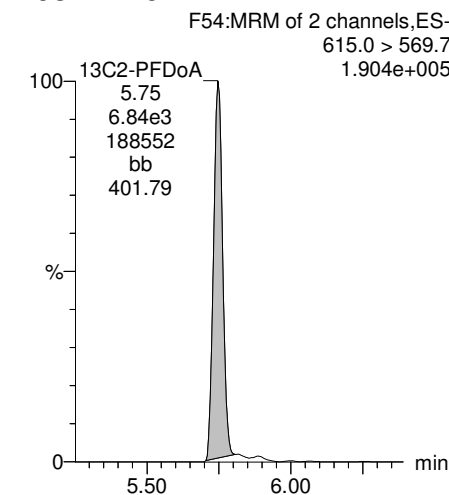
**d3-N-MeFOSAA**



**d5-N-EtFOSAA**



**13C2-PFDoA**



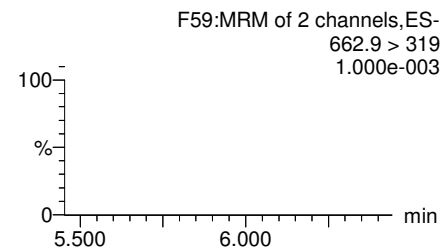
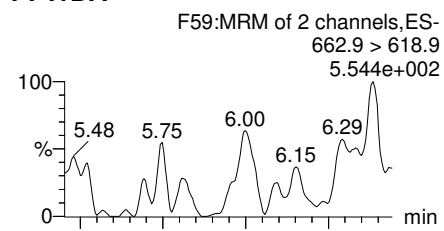
Dataset: Z:\Projects\PFAS.PRO\Results\180301M1\180301M1-46.qld

Last Altered: Tuesday, March 06, 2018 13:39:21 Pacific Standard Time

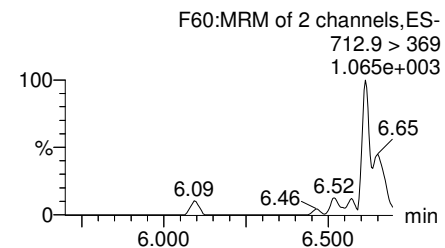
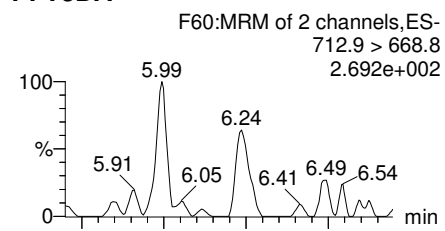
Printed: Tuesday, March 06, 2018 13:39:35 Pacific Standard Time

Name: 180301M1\_46, Date: 02-Mar-2018, Time: 09:16:31, ID: 1800329-17 OF-RW44-FB01-0218 0.12155, Description: OF-RW44-FB01-0218

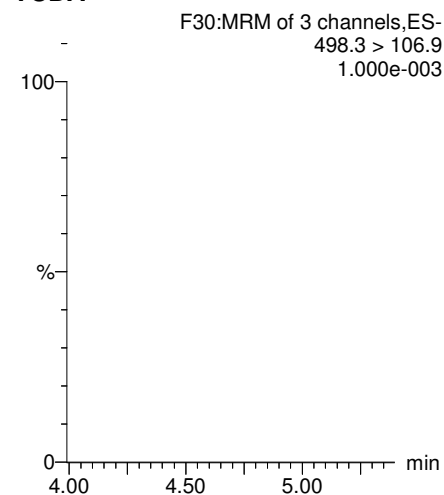
**PFTTrDA**



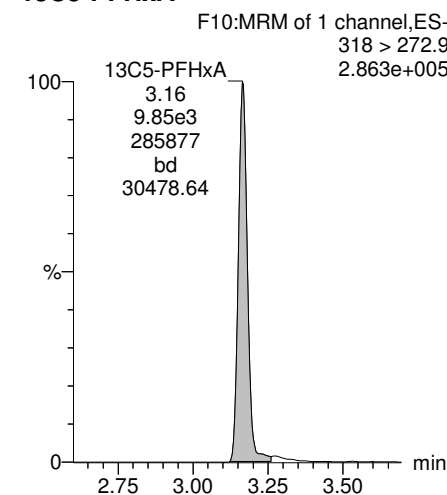
**PFTeDA**



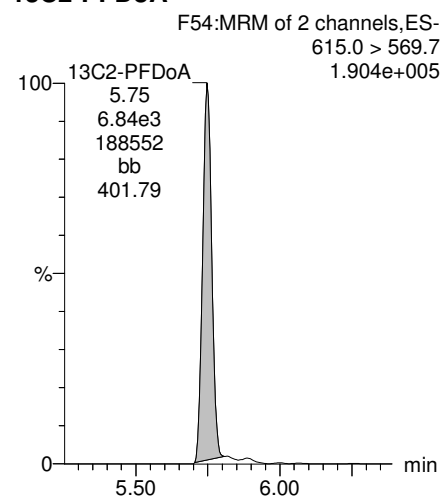
**TCDA**



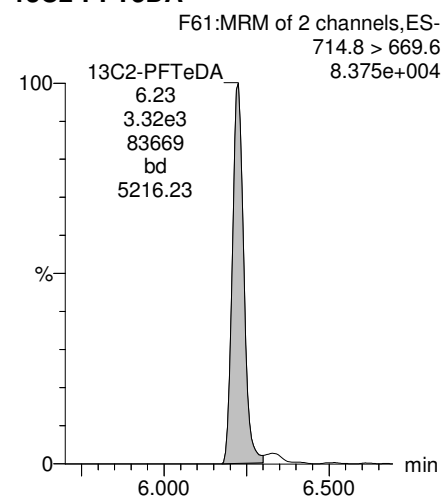
**13C5-PFHxA**



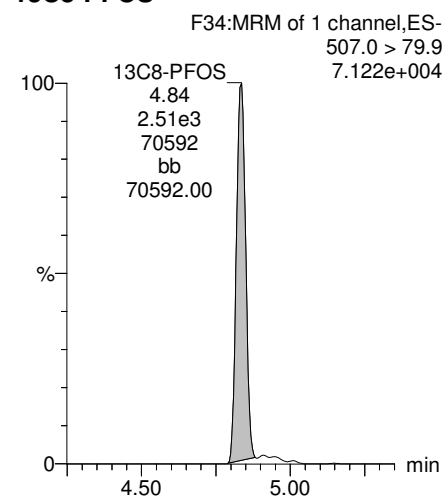
**13C2-PFDoA**



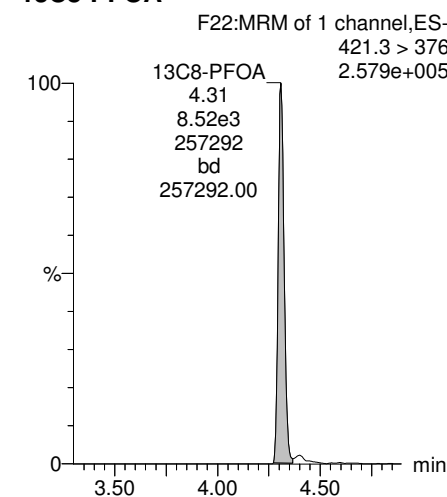
**13C2-PFTeDA**



**13C8-PFOS**



**13C8-PFOA**



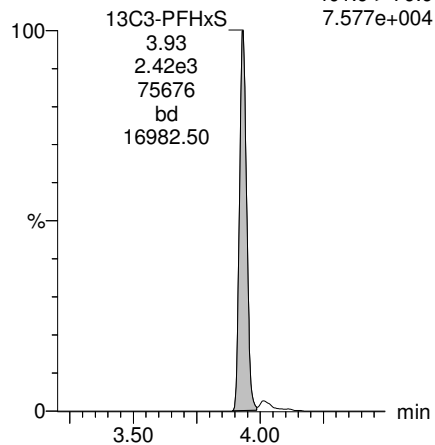
Dataset: Z:\Projects\PFAS.PRO\Results\180301M1\180301M1-46.qld

Last Altered: Tuesday, March 06, 2018 13:39:21 Pacific Standard Time  
Printed: Tuesday, March 06, 2018 13:39:35 Pacific Standard Time

Name: 180301M1\_46, Date: 02-Mar-2018, Time: 09:16:31, ID: 1800329-17 OF-RW44-FB01-0218 0.12155, Description: OF-RW44-FB01-0218

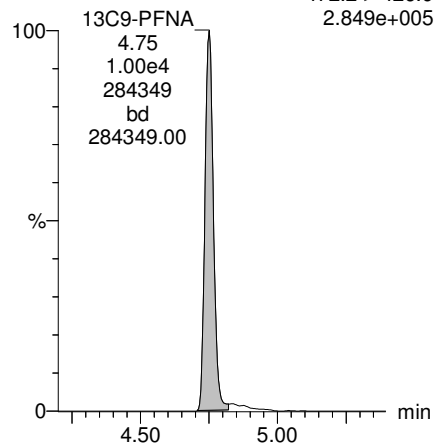
### 13C3-PFHxS

F18:MRM of 1 channel,ES-  
401.9 > 79.9  
7.577e+004



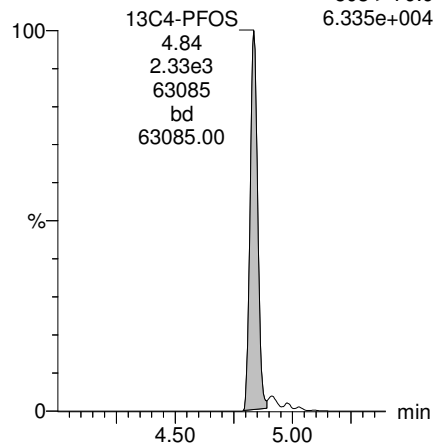
### 13C9-PFNA

F28:MRM of 1 channel,ES-  
472.2 > 426.9  
2.849e+005



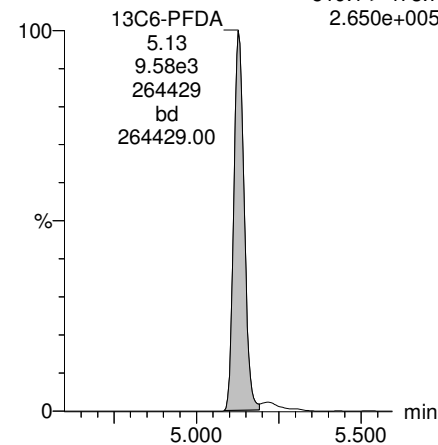
### 13C4-PFOS

F32:MRM of 1 channel,ES-  
503 > 79.9  
6.335e+004



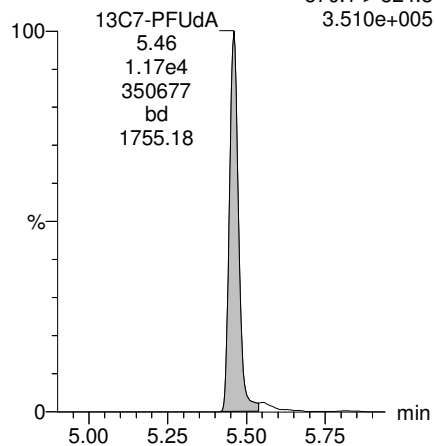
### 13C6-PFDA

F39:MRM of 1 channel,ES-  
519.1 > 473.7  
2.650e+005



### 13C7-PFudA

F48:MRM of 1 channel,ES-  
570.1 > 524.8  
3.510e+005



Dataset: Z:\Projects\PFAS.PRO\Results\180301M1\180301M1-47.qld

Last Altered: Tuesday, March 06, 2018 12:15:04 Pacific Standard Time

Printed: Tuesday, March 06, 2018 12:16:03 Pacific Standard Time

Method: Z:\Projects\PFAS.PRO\MethDB\PFAS\_FULL\_80C\_022718.mdb 28 Feb 2018 13:19:45

Calibration: Z:\Projects\PFAS.PRO\CurveDB\C18\_VAL-PFAS\_Q4\_03-01-18-FULL.cdb 05 Mar 2018 08:17:35

Name: 180301M1\_47, Date: 02-Mar-2018, Time: 09:27:58, ID: 1800329-18 OF-RW42B-INF01-0218 0.11569, Description: OF-RW42B-INF01-0218

	# Name	Trace	Area	IS Area	Wt./Vol.	RRF	Pred.RT	RT	y Axis Resp.	Conc.	%Rec
1	3 PFBS	299.0 > 79.7	9.90e2	1.10e3	0.116		2.60	2.67	11.3	54.5081	
2	5 PFHxA	313.2 > 268.9	9.38e3	2.17e3	0.116		3.19	3.16	21.6	121.5982	
3	7 PFHpA	363.0 > 318.9	1.04e3	5.13e3	0.116		3.81	3.78	2.54	16.2000	
4	8 L-PFHxS	398.9 > 79.6	8.51e3	8.00e2	0.116		4.17	3.93	133	671.8209	
5	11 L-PFOA	413 > 368.7	1.44e4	8.59e3	0.116		4.40	4.31	20.9	186.2627	
6	14 PFNA	463.0 > 418.8		6.73e3	0.116		4.76				
7	16 L-PFOS	499 > 79.9	2.19e2	2.29e3	0.116		4.90	4.69	1.19	9.1715	
8	18 PFDA	513 > 468.8		6.72e3	0.116		5.14				
9	21 N-MeFOSAA	570.1 > 419		2.74e3	0.116		5.29				
10	22 N-EtFOSAA	584.2 > 419		3.07e3	0.116		5.45				
11	23 PFUdA	563.0 > 518.9		8.11e3	0.116		5.46				

Dataset: Z:\Projects\PFAS.PRO\Results\180301M1\180301M1-47.qld

Last Altered: Tuesday, March 06, 2018 12:15:04 Pacific Standard Time

Printed: Tuesday, March 06, 2018 12:16:11 Pacific Standard Time

Method: Z:\Projects\PFAS.PRO\MethDB\PFAS\_FULL\_80C\_022718.mdb 28 Feb 2018 13:19:45

Calibration: Z:\Projects\PFAS.PRO\CurveDB\C18\_VAL-PFAS\_Q4\_03-01-18-FULL.cdb 05 Mar 2018 08:17:35

Name: 180301M1\_47, Date: 02-Mar-2018, Time: 09:27:58, ID: 1800329-18 OF-RW42B-INF01-0218 0.11569, Description: OF-RW42B-INF01-0218

#	Name	Trace	Area	IS Area	Wt./Vol.	RRF	Pred.RT	RT	y Axis Resp.	Conc.	%Rec
1	25 PFDa	612.9 > 569.0		7.09e3	0.116		5.74				
2	27 PFTDA	662.9 > 618.9		7.09e3	0.116		5.98				
3	28 PFTeDA	712.9 > 668.8		3.10e3	0.116		6.20				
4	36 13C3-PFBS	302. > 98.8	1.10e3	8.89e3	0.116	0.125	2.69	2.67	1.54	106.7035	98.8
5	37 13C2-PFHxA	315 > 269.8	2.17e3	8.89e3	0.116	0.722	3.19	3.16	3.05	36.4546	84.3
6	38 13C4-PFHpA	367.2 > 321.8	5.13e3	8.89e3	0.116	0.687	3.81	3.78	7.20	90.6348	83.9
7	39 18O2-PFHxS	403.0 > 102.6	8.00e2	2.30e3	0.116	0.367	3.96	3.93	4.34	102.3164	94.7
8	40 13C2-PFOA	414.9 > 369.7	8.59e3	8.25e3	0.116	1.260	4.33	4.31	13.0	89.2327	82.6
9	41 13C5-PFNA	468.2 > 422.9	6.73e3	8.12e3	0.116	0.959	4.76	4.75	10.4	93.3735	86.4
10	42 13C8-PFOA	506.1 > 77.7	1.44e3	1.11e4	0.116	0.229	4.83	4.82	1.62	61.1531	56.6
11	43 13C8-PFOS	507.0 > 79.9	2.29e3	2.61e3	0.116	1.053	4.84	4.84	11.0	89.9886	83.3
12	44 13C2-PFDA	515.1 > 469.9	6.72e3	9.14e3	0.116	0.977	5.14	5.14	9.20	81.3571	75.3
13	45 d3-N-MeFOSAA	573.3 > 419	2.74e3	1.11e4	0.116	0.384	5.29	5.28	3.08	69.1437	64.0
14	46 d5-N-EtFOSAA	589.3 > 419	3.07e3	1.11e4	0.116	0.403	5.45	5.44	3.45	74.0572	68.5
15	47 13C2-PFUDa	565 > 519.8	8.11e3	1.11e4	0.116	1.019	5.46	5.46	9.10	77.1671	71.4
16	48 13C2-PFDoA	615.0 > 569.7	7.09e3	1.11e4	0.116	0.908	5.74	5.75	7.96	75.8084	70.2
17	49 d3-N-MeFOSA	515.2 > 168.9		1.11e4	0.116	0.117	5.84				
18	50 13C2-PFTeDA	714.8 > 669.6	3.10e3	1.11e4	0.116	0.414	6.20	6.23	3.48	72.7013	67.3
19	51 d5-N-ETFOSA	531.1 > 168.9		1.11e4	0.116	0.181	6.22				
20	52 13C2-PFHxDA	815 > 769.7	2.36e3	1.11e4	0.116	0.782	6.51	6.56	2.65	29.2465	67.7
21	53 d7-N-MeFOSE	623.1 > 58.9		1.11e4	0.116	0.172	6.31				
22	54 d9-N-EtFOSE	639.2 > 58.8		1.11e4	0.116	0.146	6.45				
23	55 13C4-PFBA	217. > 171.8	7.34e3	7.34e3	0.116	1.000	1.46	1.40	12.5	108.0474	100.0
24	56 13C5-PFHxA	318 > 272.9	8.89e3	8.89e3	0.116	1.000	3.19	3.16	12.5	108.0474	100.0
25	57 13C3-PFHxS	401.9 > 79.9	2.30e3	2.30e3	0.116	1.000	3.96	3.93	12.5	108.0474	100.0
26	58 13C8-PFOA	421.3 > 376	8.25e3	8.25e3	0.116	1.000	4.33	4.31	12.5	108.0474	100.0
27	59 13C9-PFNA	472.2 > 426.9	8.12e3	8.12e3	0.116	1.000	4.70	4.75	12.5	108.0474	100.0
28	60 13C4-PFOS	503 > 79.9	2.61e3	2.61e3	0.116	1.000	4.84	4.84	12.5	108.0474	100.0
29	61 13C6-PFDA	519.1 > 473.7	9.14e3	9.14e3	0.116	1.000	5.14	5.13	12.5	108.0474	100.0
30	62 13C7-PFUDa	570.1 > 524.8	1.11e4	1.11e4	0.116	1.000	5.46	5.46	12.5	108.0474	100.0
31	63 Total PFHxS	398.9 > 79.6	8.51e3	8.00e2	0.116		3.85		133	671.8209	
32	64 Total PFOA	413 > 368.7	1.76e4	8.59e3	0.116		4.21		25.7	227.8079	

Dataset: Z:\Projects\PFAS.PRO\Results\180301M1\180301M1-47.qld

Last Altered: Tuesday, March 06, 2018 12:15:04 Pacific Standard Time

Printed: Tuesday, March 06, 2018 12:16:11 Pacific Standard Time

Name: 180301M1\_47, Date: 02-Mar-2018, Time: 09:27:58, ID: 1800329-18 OF-RW42B-INF01-0218 0.11569, Description: OF-RW42B-INF01-0218

	# Name	Trace	Area	IS Area	Wt./Vol.	RRF	Pred.RT	RT	y Axis Resp.	Conc.	%Rec
33	65 Total PFOS	499 > 79.9	2.19e2	2.29e3	0.116		4.73		1.19	9.1715	
34	66 Total N-MeFOSAA	570.1 > 419	0.00e0	2.74e3	0.116		5.29		0.000		
35	67 Total N-EtFOSAA	584.2 > 419	0.00e0	3.07e3	0.116		5.45		0.000		

Dataset: Z:\Projects\PFAS.PRO\Results\180301M1\180301M1-47.qld

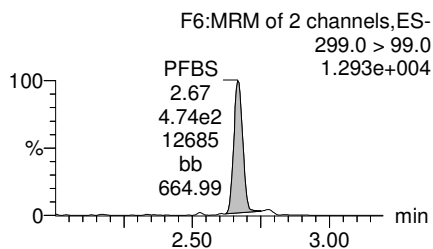
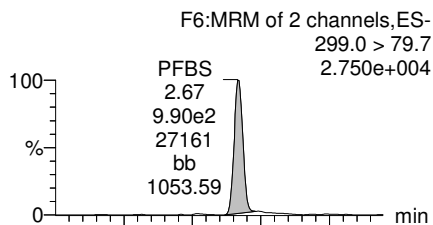
Last Altered: Tuesday, March 06, 2018 12:15:04 Pacific Standard Time  
Printed: Tuesday, March 06, 2018 12:16:11 Pacific Standard Time

Method: Z:\Projects\PFAS.PRO\MethDB\PFAS\_FULL\_80C\_022718.mdb 28 Feb 2018 13:19:45

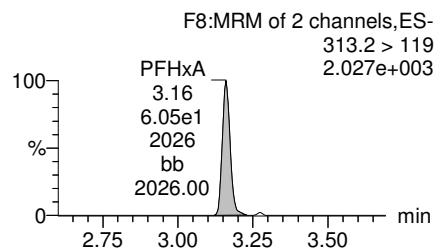
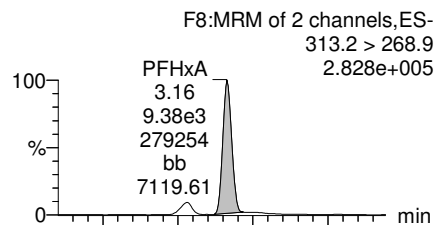
Calibration: Z:\Projects\PFAS.PRO\CurveDB\C18\_VAL-PFAS\_Q4\_03-01-18-FULL.cdb 05 Mar 2018 08:17:35

Name: 180301M1\_47, Date: 02-Mar-2018, Time: 09:27:58, ID: 1800329-18 OF-RW42B-INF01-0218 0.11569, Description: OF-RW42B-INF01-0218

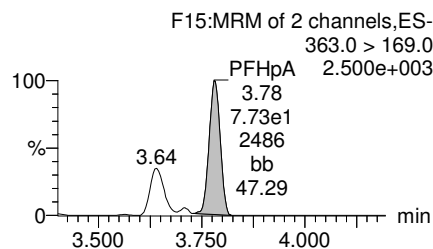
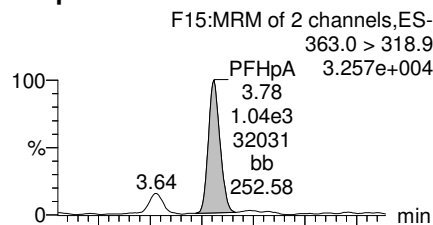
**PFBS**



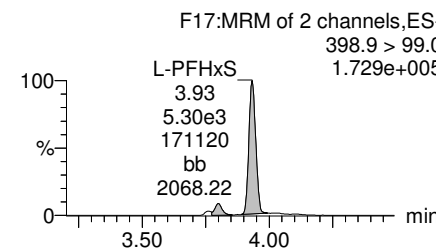
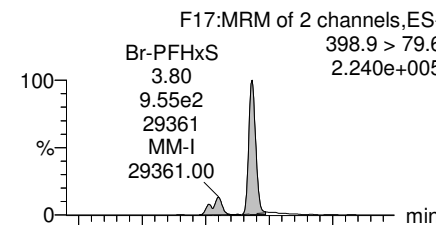
**PFHxA**



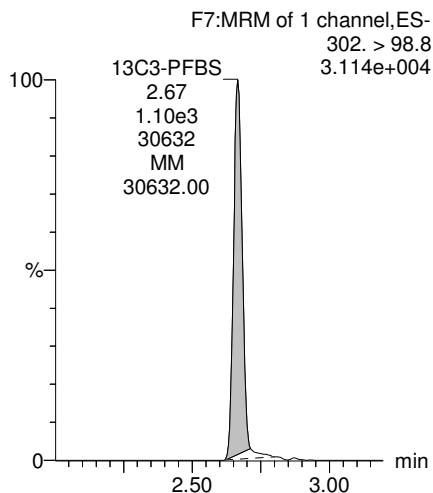
**PFHpA**



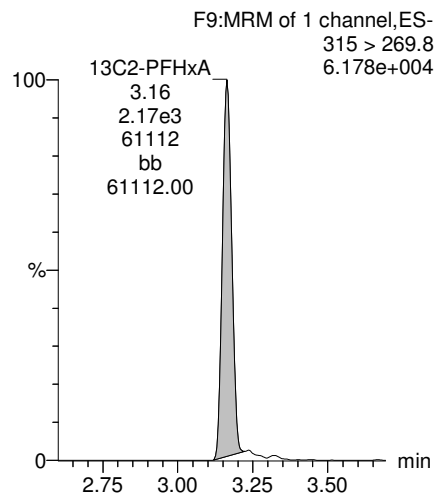
**Total PFHxS**



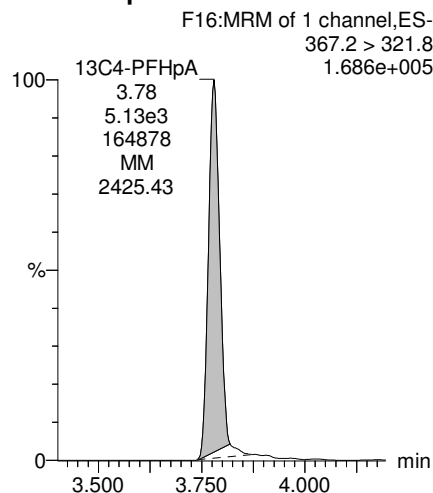
**13C3-PFBS**



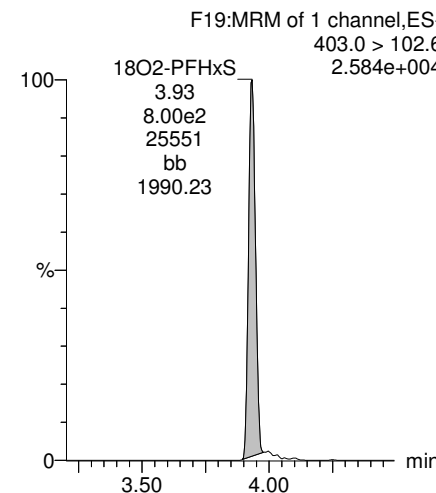
**13C2-PFHxA**



**13C4-PFHpA**



**18O2-PFHxS**

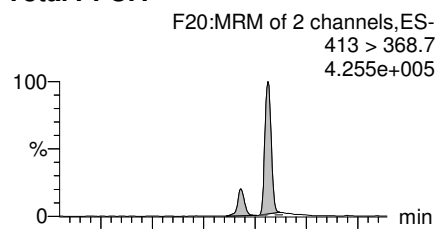


Dataset: Z:\Projects\PFAS.PRO\Results\180301M1\180301M1-47.qld

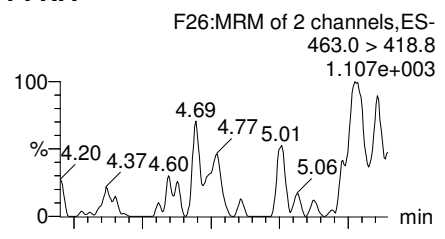
Last Altered: Tuesday, March 06, 2018 12:15:04 Pacific Standard Time  
Printed: Tuesday, March 06, 2018 12:16:11 Pacific Standard Time

Name: 180301M1\_47, Date: 02-Mar-2018, Time: 09:27:58, ID: 1800329-18 OF-RW42B-INF01-0218 0.11569, Description: OF-RW42B-INF01-0218

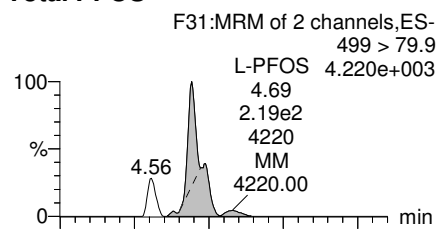
**Total PFOA**



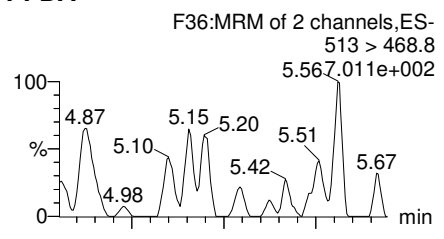
**PFNA**



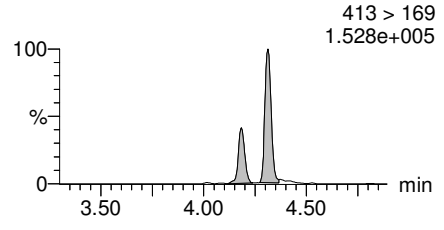
**Total PFOS**



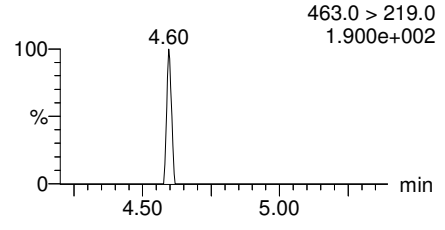
**PFDA**



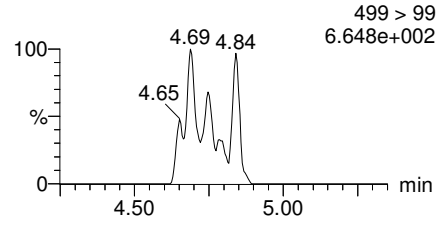
**Total PFOA**



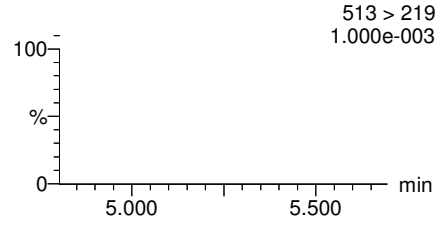
**PFNA**



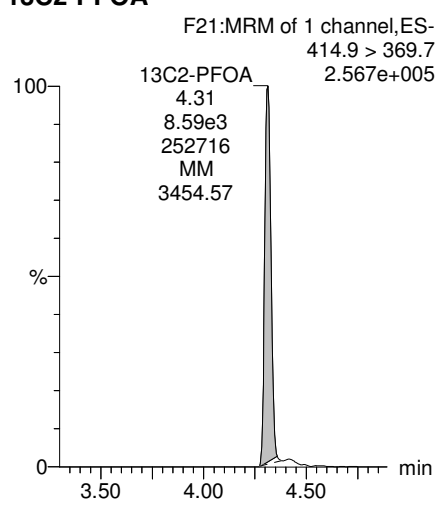
**Total PFOS**



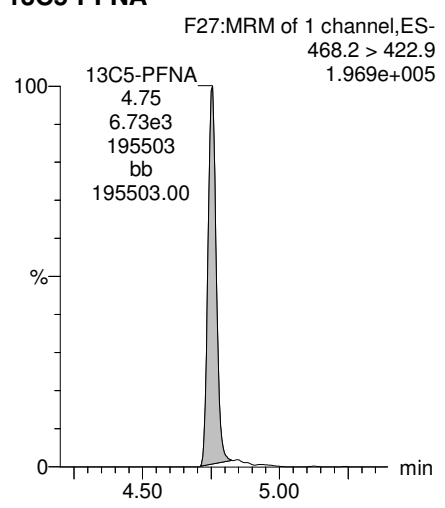
**PFDA**



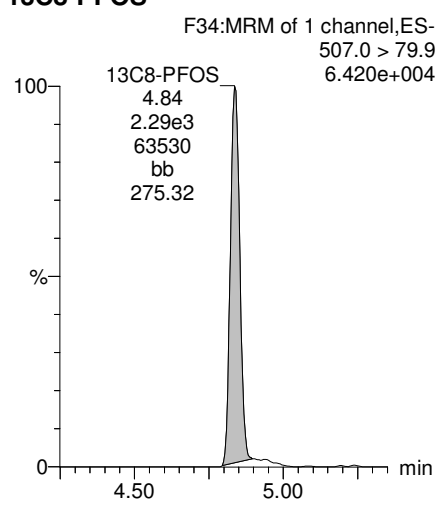
**13C2-PFOA**



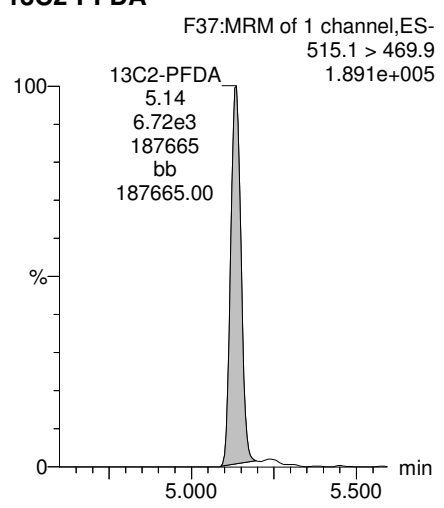
**13C5-PFNA**



**13C8-PFOS**



**13C2-PFDA**

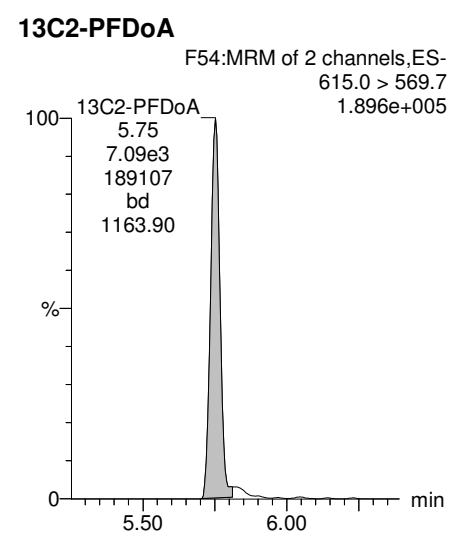
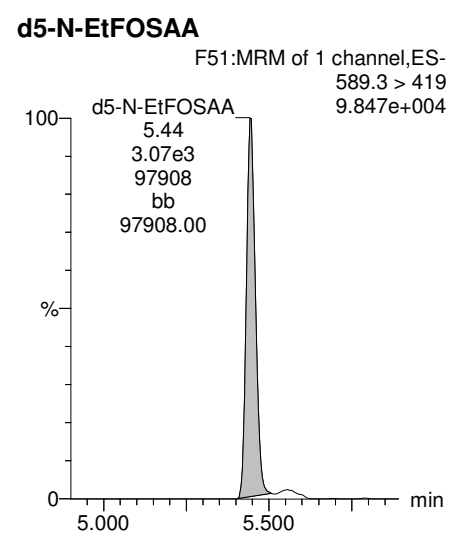
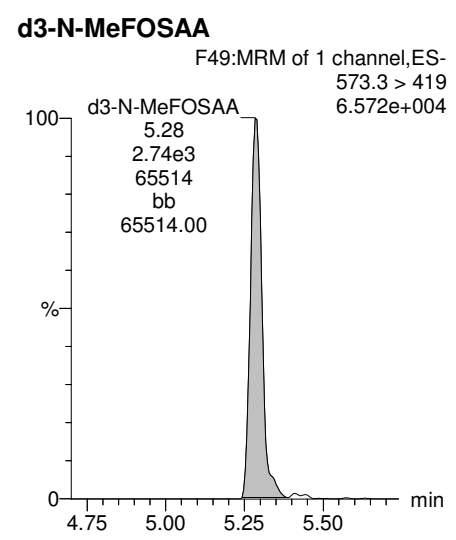
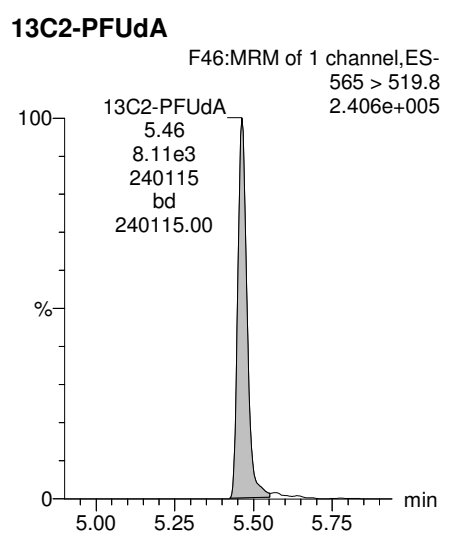
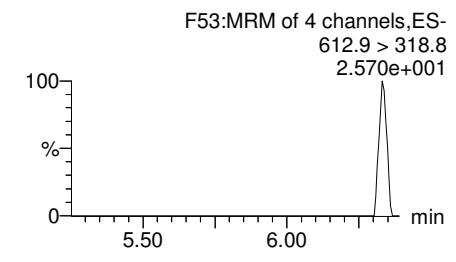
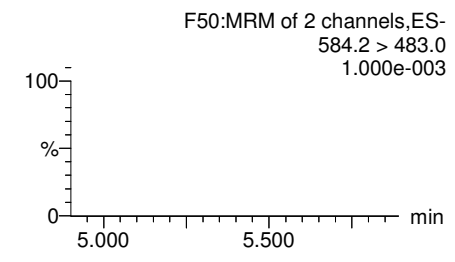
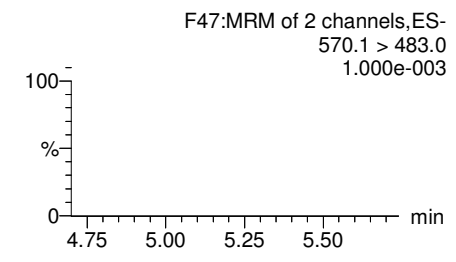
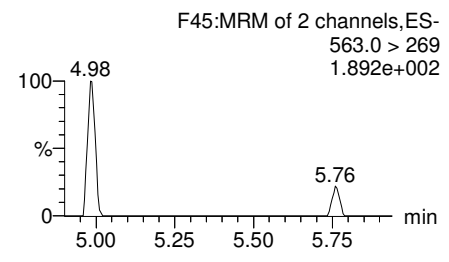
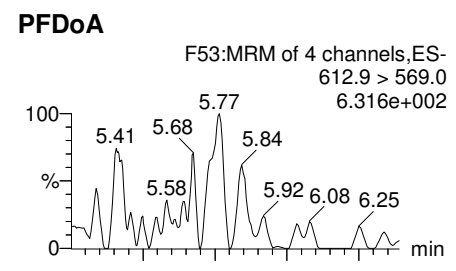
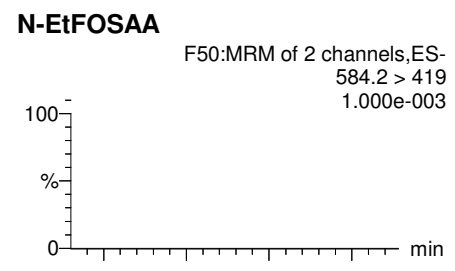
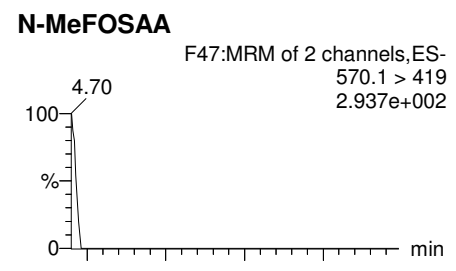
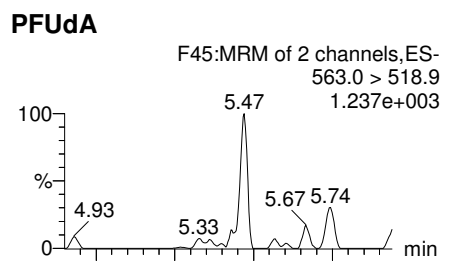




Dataset: Z:\Projects\PFAS.PRO\Results\180301M1\180301M1-47.qld

Last Altered: Tuesday, March 06, 2018 12:15:04 Pacific Standard Time  
Printed: Tuesday, March 06, 2018 12:16:11 Pacific Standard Time

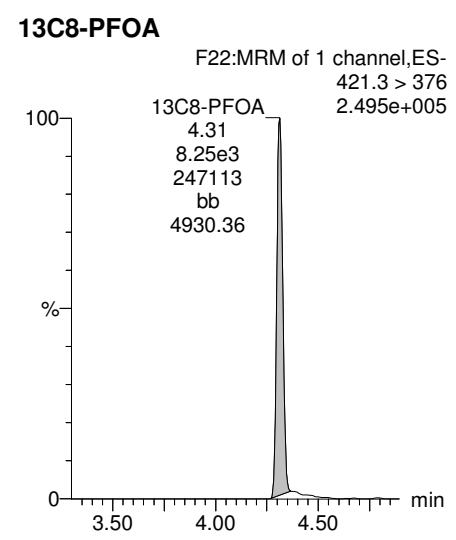
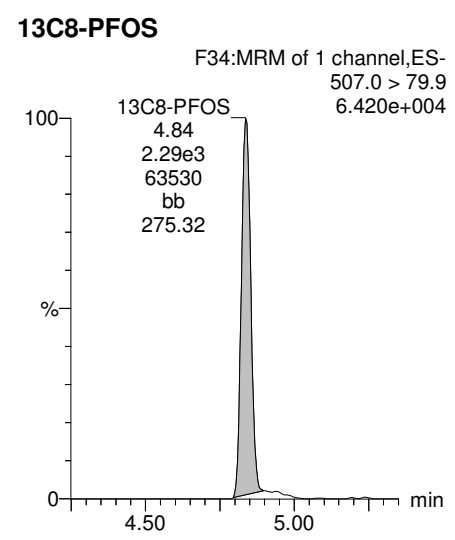
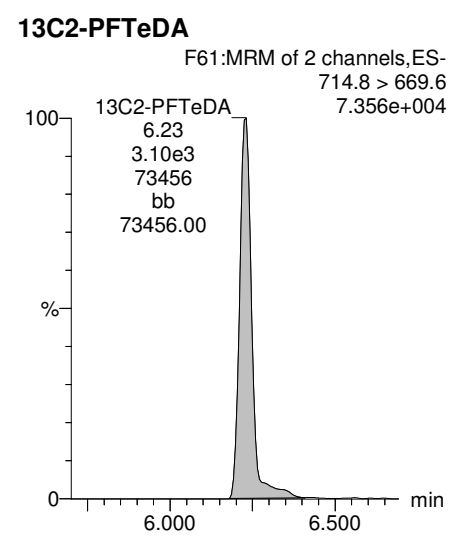
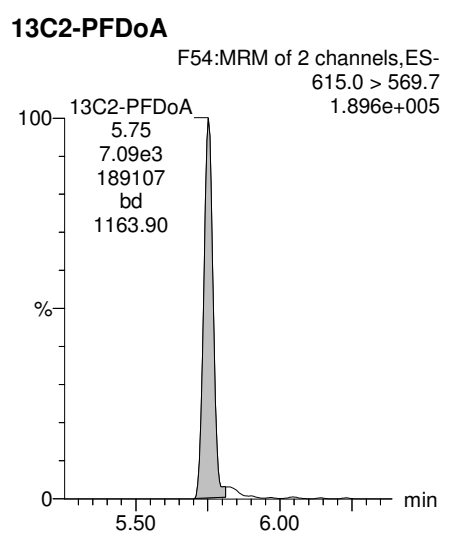
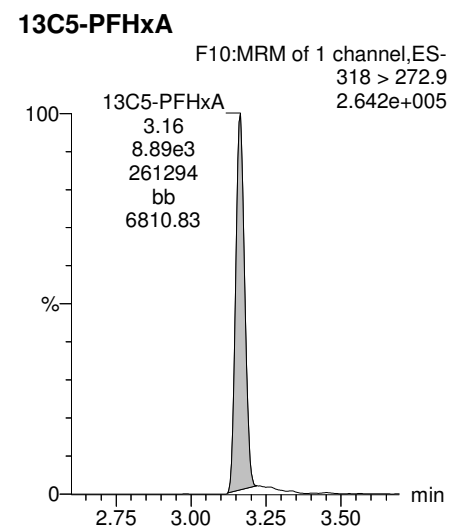
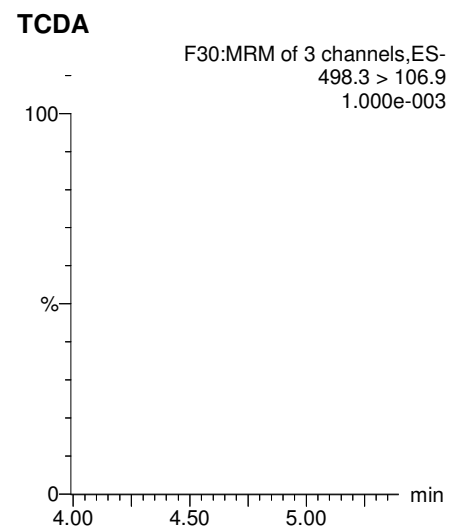
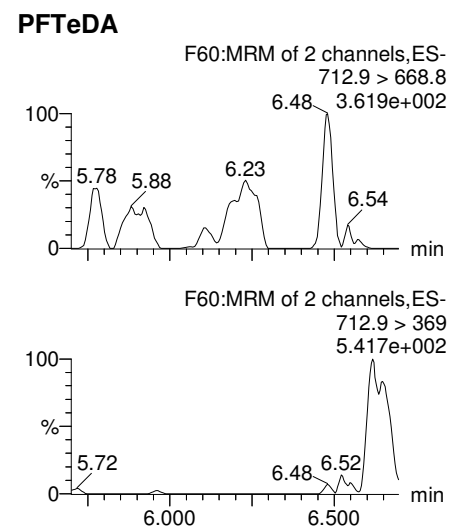
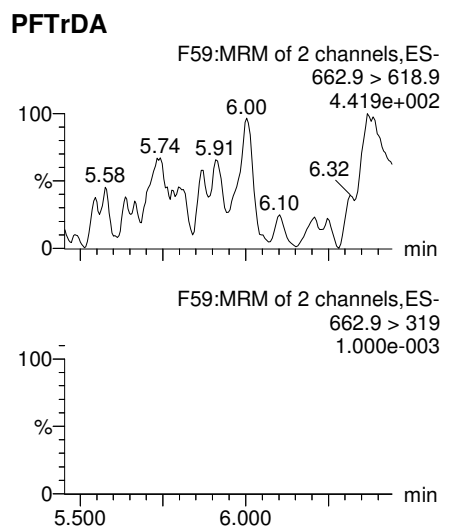
Name: 180301M1\_47, Date: 02-Mar-2018, Time: 09:27:58, ID: 1800329-18 OF-RW42B-INF01-0218 0.11569, Description: OF-RW42B-INF01-0218



Dataset: Z:\Projects\PFAS.PRO\Results\180301M1\180301M1-47.qld

Last Altered: Tuesday, March 06, 2018 12:15:04 Pacific Standard Time  
Printed: Tuesday, March 06, 2018 12:16:11 Pacific Standard Time

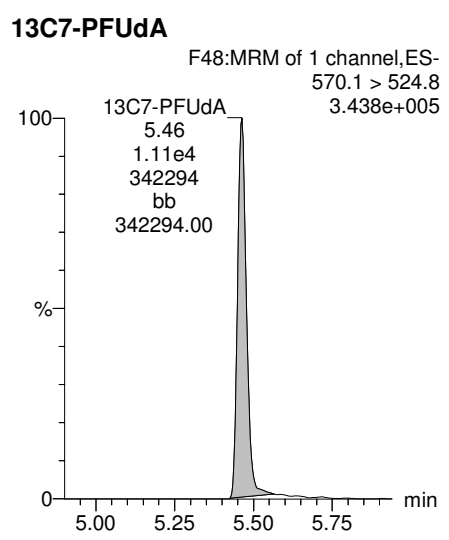
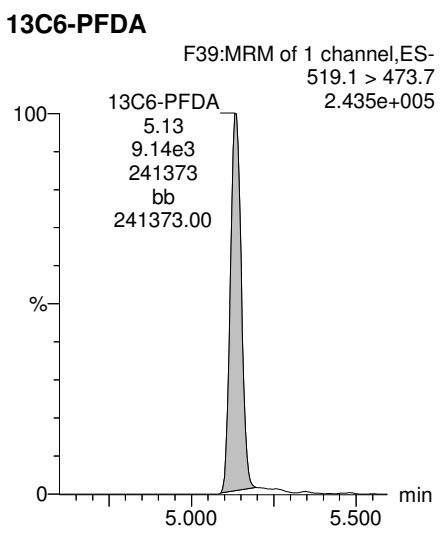
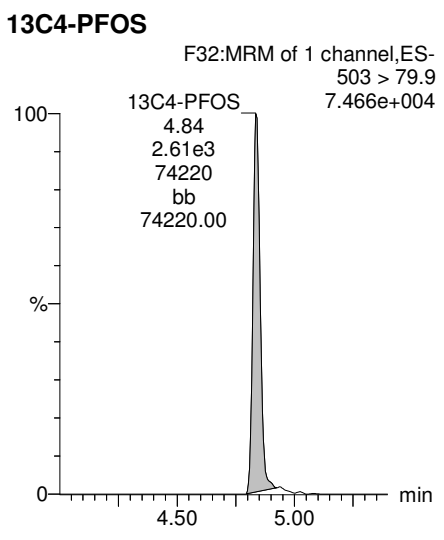
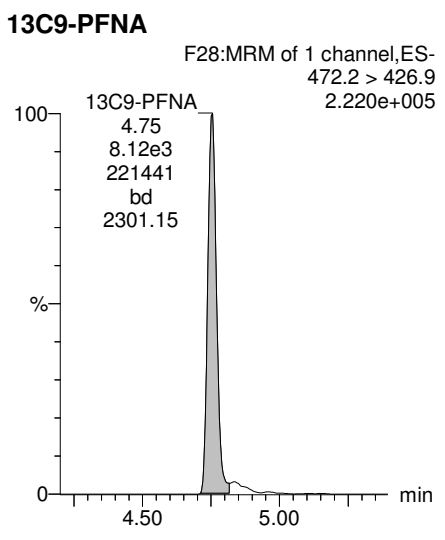
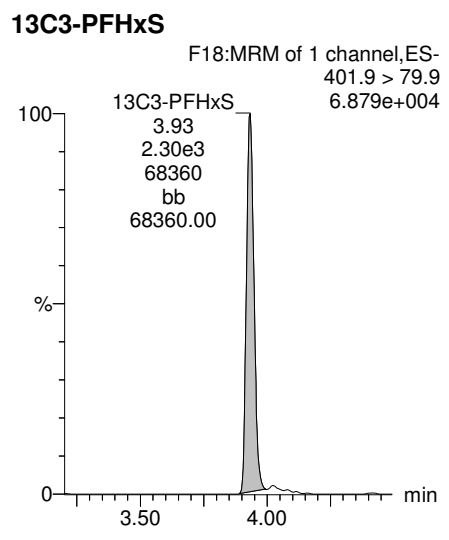
Name: 180301M1\_47, Date: 02-Mar-2018, Time: 09:27:58, ID: 1800329-18 OF-RW42B-INF01-0218 0.11569, Description: OF-RW42B-INF01-0218



Dataset: Z:\Projects\PFAS.PRO\Results\180301M1\180301M1-47.qld

Last Altered: Tuesday, March 06, 2018 12:15:04 Pacific Standard Time  
Printed: Tuesday, March 06, 2018 12:16:11 Pacific Standard Time

Name: 180301M1\_47, Date: 02-Mar-2018, Time: 09:27:58, ID: 1800329-18 OF-RW42B-INF01-0218 0.11569, Description: OF-RW42B-INF01-0218



**INJECTION INTERNAL STANDARD (IIS) AREAS,  
INSTRUMENT BLANKS (IB)  
AND  
CONTINUING CALIBRATION VERIFICATIONS (CCV)**

Dataset: Untitled

Last Altered: Monday, March 05, 2018 12:20:57 Pacific Standard Time

Printed: Monday, March 05, 2018 12:21:13 Pacific Standard Time

Method: F:\Projects\PFAS.PRO\MethDB\PFAS\_RS-2-5-18.mdb 06 Feb 2018 10:46:28  
 Calibration: 05 Mar 2018 12:20:56

Name: 180301M1\_7, Date: 02-Mar-2018, Time: 01:49:10, ID: ST180301M1-6 PFC CS3 18B2317, Description: PFC CS3 18B2317

	# Name	ID	Area	%Rec	Area Out
1	1 13C4-PFBA	ST180301M1-6 PFC CS3 18B2317	6.94e3	100.0	NO
2	2 13C5-PFHxA	ST180301M1-6 PFC CS3 18B2317	1.19e4	100.0	NO
3	3 13C3-PFHxS	ST180301M1-6 PFC CS3 18B2317	3.18e3	100.0	NO
4	4 13C8-PFOA	ST180301M1-6 PFC CS3 18B2317	1.14e4	100.0	NO
5	5 13C9-PFNA	ST180301M1-6 PFC CS3 18B2317	1.03e4	100.0	NO
6	6 13C4-PFOS	ST180301M1-6 PFC CS3 18B2317	3.16e3	100.0	NO
7	7 13C6-PFDA	ST180301M1-6 PFC CS3 18B2317	1.35e4	100.0	NO
8	8 13C7-PFUDa	ST180301M1-6 PFC CS3 18B2317	1.36e4	100.0	NO

Name: 180301M1\_8, Date: 02-Mar-2018, Time: 02:00:37, ID: ST180301M1-7 PFC CS4 18B2318, Description: PFC CS4 18B2318

	# Name	ID	Area	%Rec	Area Out
1	1 13C4-PFBA	ST180301M1-7 PFC CS4 18B2318	8.47e3	122.1	NO
2	2 13C5-PFHxA	ST180301M1-7 PFC CS4 18B2318	1.46e4	122.2	NO
3	3 13C3-PFHxS	ST180301M1-7 PFC CS4 18B2318	3.24e3	102.0	NO
4	4 13C8-PFOA	ST180301M1-7 PFC CS4 18B2318	1.21e4	106.8	NO
5	5 13C9-PFNA	ST180301M1-7 PFC CS4 18B2318	1.25e4	121.3	NO
6	6 13C4-PFOS	ST180301M1-7 PFC CS4 18B2318	3.43e3	108.6	NO
7	7 13C6-PFDA	ST180301M1-7 PFC CS4 18B2318	1.10e4	81.5	NO
8	8 13C7-PFUDa	ST180301M1-7 PFC CS4 18B2318	1.34e4	98.5	NO

Name: 180301M1\_9, Date: 02-Mar-2018, Time: 02:12:06, ID: ST180301M1-8 PFC CS5 18B2319, Description: PFC CS5 18B2319

	# Name	ID	Area	%Rec	Area Out
1	1 13C4-PFBA	ST180301M1-8 PFC CS5 18B2319	8.55e3	123.3	NO
2	2 13C5-PFHxA	ST180301M1-8 PFC CS5 18B2319	1.26e4	105.2	NO
3	3 13C3-PFHxS	ST180301M1-8 PFC CS5 18B2319	2.89e3	91.0	NO
4	4 13C8-PFOA	ST180301M1-8 PFC CS5 18B2319	1.03e4	90.6	NO
5	5 13C9-PFNA	ST180301M1-8 PFC CS5 18B2319	1.13e4	109.7	NO
6	6 13C4-PFOS	ST180301M1-8 PFC CS5 18B2319	3.09e3	97.7	NO
7	7 13C6-PFDA	ST180301M1-8 PFC CS5 18B2319	1.28e4	94.9	NO
8	8 13C7-PFUDa	ST180301M1-8 PFC CS5 18B2319	1.40e4	102.3	NO

Name: 180301M1\_10, Date: 02-Mar-2018, Time: 02:23:33, ID: ST180301M1-9 PFC CS6 18B2320, Description: PFC CS6 18B2320

	# Name	ID	Area	%Rec	Area Out
1	1 13C4-PFBA	ST180301M1-9 PFC CS6 18B2320	7.41e3	106.8	NO
2	2 13C5-PFHxA	ST180301M1-9 PFC CS6 18B2320	1.24e4	103.6	NO
3	3 13C3-PFHxS	ST180301M1-9 PFC CS6 18B2320	2.93e3	92.1	NO
4	4 13C8-PFOA	ST180301M1-9 PFC CS6 18B2320	1.14e4	100.5	NO
5	5 13C9-PFNA	ST180301M1-9 PFC CS6 18B2320	1.12e4	108.9	NO
6	6 13C4-PFOS	ST180301M1-9 PFC CS6 18B2320	2.92e3	92.5	NO
7	7 13C6-PFDA	ST180301M1-9 PFC CS6 18B2320	1.26e4	93.6	NO
8	8 13C7-PFUDa	ST180301M1-9 PFC CS6 18B2320	1.35e4	98.7	NO

Dataset: Untitled

Last Altered: Monday, March 05, 2018 12:20:57 Pacific Standard Time

Printed: Monday, March 05, 2018 12:21:13 Pacific Standard Time

**Name: 180301M1\_11, Date: 02-Mar-2018, Time: 02:35:03, ID: ST180301M1-10 PFC CS7 18B2321, Description: PFC CS7 18B2321**

	# Name	ID	Area	%Rec	Area Out
1	1 13C4-PFBA	ST180301M1-10 PFC CS7 18B2321	8.38e3	120.8	NO
2	2 13C5-PFHxA	ST180301M1-10 PFC CS7 18B2321	1.09e4	91.1	NO
3	3 13C3-PFHxS	ST180301M1-10 PFC CS7 18B2321	2.39e3	75.2	NO
4	4 13C8-PFOA	ST180301M1-10 PFC CS7 18B2321	9.63e3	84.6	NO
5	5 13C9-PFNA	ST180301M1-10 PFC CS7 18B2321	1.04e4	101.5	NO
6	6 13C4-PFOS	ST180301M1-10 PFC CS7 18B2321	2.52e3	79.7	NO
7	7 13C6-PFDA	ST180301M1-10 PFC CS7 18B2321	8.91e3	66.0	NO
8	8 13C7-PFUdA	ST180301M1-10 PFC CS7 18B2321	1.27e4	93.1	NO

**Name: 180301M1\_12, Date: 02-Mar-2018, Time: 02:46:32, ID: IPA, Description: IPA**

	# Name	ID	Area	%Rec	Area Out
1	1 13C4-PFBA	IPA			NO
2	2 13C5-PFHxA	IPA			NO
3	3 13C3-PFHxS	IPA			NO
4	4 13C8-PFOA	IPA			NO
5	5 13C9-PFNA	IPA			NO
6	6 13C4-PFOS	IPA			NO
7	7 13C6-PFDA	IPA			NO
8	8 13C7-PFUdA	IPA			NO

**Name: 180301M1\_13, Date: 02-Mar-2018, Time: 02:58:02, ID: ICV180301M1-1 PFC ICV 18B2311, Description: PFC ICV 18B2311**

	# Name	ID	Area	%Rec	Area Out
1	1 13C4-PFBA	ICV180301M1-1 PFC ICV 18B2311	8.13e3	117.2	NO
2	2 13C5-PFHxA	ICV180301M1-1 PFC ICV 18B2311	1.33e4	111.8	NO
3	3 13C3-PFHxS	ICV180301M1-1 PFC ICV 18B2311	3.21e3	101.0	NO
4	4 13C8-PFOA	ICV180301M1-1 PFC ICV 18B2311	1.12e4	98.8	NO
5	5 13C9-PFNA	ICV180301M1-1 PFC ICV 18B2311	1.17e4	114.0	NO
6	6 13C4-PFOS	ICV180301M1-1 PFC ICV 18B2311	2.99e3	94.5	NO
7	7 13C6-PFDA	ICV180301M1-1 PFC ICV 18B2311	1.38e4	102.3	NO
8	8 13C7-PFUdA	ICV180301M1-1 PFC ICV 18B2311	1.46e4	106.9	NO

**Name: 180301M1\_14, Date: 02-Mar-2018, Time: 03:09:32, ID: IPA, Description: IPA**

	# Name	ID	Area	%Rec	Area Out
1	1 13C4-PFBA	IPA			NO
2	2 13C5-PFHxA	IPA			NO
3	3 13C3-PFHxS	IPA			NO
4	4 13C8-PFOA	IPA			NO
5	5 13C9-PFNA	IPA			NO
6	6 13C4-PFOS	IPA			NO
7	7 13C6-PFDA	IPA			NO
8	8 13C7-PFUdA	IPA			NO

Dataset: Untitled

Last Altered: Monday, March 05, 2018 12:20:57 Pacific Standard Time  
Printed: Monday, March 05, 2018 12:21:13 Pacific Standard Time

**Name: 180301M1\_15, Date: 02-Mar-2018, Time: 03:21:00, ID: 1800342-20 WI-AF-MW-200-0218 0.11976, Description: WI-AF-MW-200-0218**

	# Name	ID	Area	%Rec	Area Out
1	1 13C4-PFBA	1800342-20 WI-AF-MW-200-0218 0.11...	9.97e3	143.8	NO
2	2 13C5-PFHxA	1800342-20 WI-AF-MW-200-0218 0.11...	1.10e4	91.9	NO
3	3 13C3-PFHxS	1800342-20 WI-AF-MW-200-0218 0.11...	2.73e3	85.7	NO
4	4 13C8-PFOA	1800342-20 WI-AF-MW-200-0218 0.11...	1.09e4	95.6	NO
5	5 13C9-PFNA	1800342-20 WI-AF-MW-200-0218 0.11...	1.25e4	121.7	NO
6	6 13C4-PFOS	1800342-20 WI-AF-MW-200-0218 0.11...	3.54e3	112.1	NO
7	7 13C6-PFDA	1800342-20 WI-AF-MW-200-0218 0.11...	1.40e4	103.7	NO
8	8 13C7-PFUdA	1800342-20 WI-AF-MW-200-0218 0.11...	1.28e4	93.5	NO

**Name: 180301M1\_16, Date: 02-Mar-2018, Time: 03:32:29, ID: 1800327-07 OF-FB44-0218 0.12118, Description: OF-FB44-0218**

	# Name	ID	Area	%Rec	Area Out
1	1 13C4-PFBA	1800327-07 OF-FB44-0218 0.12118	8.61e3	124.2	NO
2	2 13C5-PFHxA	1800327-07 OF-FB44-0218 0.12118	9.28e3	77.7	NO
3	3 13C3-PFHxS	1800327-07 OF-FB44-0218 0.12118	2.46e3	77.4	NO
4	4 13C8-PFOA	1800327-07 OF-FB44-0218 0.12118	8.54e3	75.0	NO
5	5 13C9-PFNA	1800327-07 OF-FB44-0218 0.12118	9.91e3	96.5	NO
6	6 13C4-PFOS	1800327-07 OF-FB44-0218 0.12118	2.24e3	70.9	NO
7	7 13C6-PFDA	1800327-07 OF-FB44-0218 0.12118	9.57e3	70.9	NO
8	8 13C7-PFUdA	1800327-07 OF-FB44-0218 0.12118	1.05e4	77.0	NO

**Name: 180301M1\_17, Date: 02-Mar-2018, Time: 03:43:58, ID: 1800327-08 OF-RW59-0218 0.1103, Description: OF-RW59-0218**

	# Name	ID	Area	%Rec	Area Out
1	1 13C4-PFBA	1800327-08 OF-RW59-0218 0.1103	8.02e3	115.6	NO
2	2 13C5-PFHxA	1800327-08 OF-RW59-0218 0.1103	9.43e3	79.0	NO
3	3 13C3-PFHxS	1800327-08 OF-RW59-0218 0.1103	2.07e3	65.2	NO
4	4 13C8-PFOA	1800327-08 OF-RW59-0218 0.1103	7.88e3	69.3	NO
5	5 13C9-PFNA	1800327-08 OF-RW59-0218 0.1103	7.19e3	70.0	NO
6	6 13C4-PFOS	1800327-08 OF-RW59-0218 0.1103	2.12e3	67.2	NO
7	7 13C6-PFDA	1800327-08 OF-RW59-0218 0.1103	8.06e3	59.7	NO
8	8 13C7-PFUdA	1800327-08 OF-RW59-0218 0.1103	1.10e4	80.4	NO

**Name: 180301M1\_18, Date: 02-Mar-2018, Time: 03:55:25, ID: 1800327-09 OF-FB59-0218 0.11633, Description: OF-FB59-0218**

	# Name	ID	Area	%Rec	Area Out
1	1 13C4-PFBA	1800327-09 OF-FB59-0218 0.11633	8.43e3	121.6	NO
2	2 13C5-PFHxA	1800327-09 OF-FB59-0218 0.11633	9.43e3	79.0	NO
3	3 13C3-PFHxS	1800327-09 OF-FB59-0218 0.11633	2.27e3	71.4	NO
4	4 13C8-PFOA	1800327-09 OF-FB59-0218 0.11633	7.56e3	66.5	NO
5	5 13C9-PFNA	1800327-09 OF-FB59-0218 0.11633	9.46e3	92.1	NO
6	6 13C4-PFOS	1800327-09 OF-FB59-0218 0.11633	2.40e3	76.0	NO
7	7 13C6-PFDA	1800327-09 OF-FB59-0218 0.11633	8.62e3	63.8	NO
8	8 13C7-PFUdA	1800327-09 OF-FB59-0218 0.11633	1.04e4	76.0	NO

Dataset: Untitled

Last Altered: Monday, March 05, 2018 12:20:57 Pacific Standard Time

Printed: Monday, March 05, 2018 12:21:13 Pacific Standard Time

Name: 180301M1\_19, Date: 02-Mar-2018, Time: 04:06:52, ID: 1800327-10 OF-RW03-0218 0.11147, Description: OF-RW03-0218

	# Name	ID	Area	%Rec	Area Out
1	1 13C4-PFBA	1800327-10 OF-RW03-0218 0.11147	8.13e3	117.2	NO
2	2 13C5-PFHxA	1800327-10 OF-RW03-0218 0.11147	9.78e3	82.0	NO
3	3 13C3-PFHxS	1800327-10 OF-RW03-0218 0.11147	2.19e3	68.7	NO
4	4 13C8-PFOA	1800327-10 OF-RW03-0218 0.11147	7.69e3	67.6	NO
5	5 13C9-PFNA	1800327-10 OF-RW03-0218 0.11147	8.30e3	80.7	NO
6	6 13C4-PFOS	1800327-10 OF-RW03-0218 0.11147	2.36e3	74.6	NO
7	7 13C6-PFDA	1800327-10 OF-RW03-0218 0.11147	8.82e3	65.4	NO
8	8 13C7-PFUDa	1800327-10 OF-RW03-0218 0.11147	1.07e4	78.7	NO

Name: 180301M1\_20, Date: 02-Mar-2018, Time: 04:18:19, ID: 1800327-11 OF-FB03-0218 0.11762, Description: OF-FB03-0218

	# Name	ID	Area	%Rec	Area Out
1	1 13C4-PFBA	1800327-11 OF-FB03-0218 0.11762	7.87e3	113.5	NO
2	2 13C5-PFHxA	1800327-11 OF-FB03-0218 0.11762	8.93e3	74.8	NO
3	3 13C3-PFHxS	1800327-11 OF-FB03-0218 0.11762	2.24e3	70.4	NO
4	4 13C8-PFOA	1800327-11 OF-FB03-0218 0.11762	6.96e3	61.2	NO
5	5 13C9-PFNA	1800327-11 OF-FB03-0218 0.11762	7.84e3	76.2	NO
6	6 13C4-PFOS	1800327-11 OF-FB03-0218 0.11762	2.60e3	82.3	NO
7	7 13C6-PFDA	1800327-11 OF-FB03-0218 0.11762	8.26e3	61.2	NO
8	8 13C7-PFUDa	1800327-11 OF-FB03-0218 0.11762	1.15e4	84.6	NO

Name: 180301M1\_21, Date: 02-Mar-2018, Time: 04:29:45, ID: 1800327-12 OF-RW37-0218 0.11621, Description: OF-RW37-0218

	# Name	ID	Area	%Rec	Area Out
1	1 13C4-PFBA	1800327-12 OF-RW37-0218 0.11621	7.77e3	112.0	NO
2	2 13C5-PFHxA	1800327-12 OF-RW37-0218 0.11621	8.11e3	68.0	NO
3	3 13C3-PFHxS	1800327-12 OF-RW37-0218 0.11621	2.45e3	77.0	NO
4	4 13C8-PFOA	1800327-12 OF-RW37-0218 0.11621	8.07e3	70.9	NO
5	5 13C9-PFNA	1800327-12 OF-RW37-0218 0.11621	6.88e3	66.9	NO
6	6 13C4-PFOS	1800327-12 OF-RW37-0218 0.11621	2.33e3	73.7	NO
7	7 13C6-PFDA	1800327-12 OF-RW37-0218 0.11621	8.31e3	61.6	NO
8	8 13C7-PFUDa	1800327-12 OF-RW37-0218 0.11621	9.57e3	70.1	NO

Name: 180301M1\_22, Date: 02-Mar-2018, Time: 04:41:15, ID: 1800327-13 OF-FB37-0218 0.1165, Description: OF-FB37-0218

	# Name	ID	Area	%Rec	Area Out
1	1 13C4-PFBA	1800327-13 OF-FB37-0218 0.1165	9.35e3	134.8	NO
2	2 13C5-PFHxA	1800327-13 OF-FB37-0218 0.1165	9.96e3	83.4	NO
3	3 13C3-PFHxS	1800327-13 OF-FB37-0218 0.1165	2.71e3	85.3	NO
4	4 13C8-PFOA	1800327-13 OF-FB37-0218 0.1165	8.13e3	71.5	NO
5	5 13C9-PFNA	1800327-13 OF-FB37-0218 0.1165	9.91e3	96.4	NO
6	6 13C4-PFOS	1800327-13 OF-FB37-0218 0.1165	2.35e3	74.3	NO
7	7 13C6-PFDA	1800327-13 OF-FB37-0218 0.1165	9.57e3	70.9	NO
8	8 13C7-PFUDa	1800327-13 OF-FB37-0218 0.1165	1.08e4	79.5	NO



Dataset: Untitled

Last Altered: Monday, March 05, 2018 12:20:57 Pacific Standard Time

Printed: Monday, March 05, 2018 12:21:13 Pacific Standard Time

**Name: 180301M1\_23, Date: 02-Mar-2018, Time: 04:52:36, ID: B8B0131-BS1 OPR 0.125, Description: OPR**

#	Name	ID	Area	%Rec	Area Out
1	1 13C4-PFBA	B8B0131-BS1 OPR 0.125	8.05e3	116.1	NO
2	2 13C5-PFHxA	B8B0131-BS1 OPR 0.125	8.94e3	74.9	NO
3	3 13C3-PFHxS	B8B0131-BS1 OPR 0.125	2.54e3	80.0	NO
4	4 13C8-PFOA	B8B0131-BS1 OPR 0.125	7.86e3	69.1	NO
5	5 13C9-PFNA	B8B0131-BS1 OPR 0.125	9.07e3	88.2	NO
6	6 13C4-PFOS	B8B0131-BS1 OPR 0.125	2.50e3	79.2	NO
7	7 13C6-PFDA	B8B0131-BS1 OPR 0.125	9.82e3	72.8	NO
8	8 13C7-PFUDa	B8B0131-BS1 OPR 0.125	1.31e4	95.7	NO

**Name: 180301M1\_24, Date: 02-Mar-2018, Time: 05:04:03, ID: B8B0131-BLK1 Method Blank 0.125, Description: Method Blank**

#	Name	ID	Area	%Rec	Area Out
1	1 13C4-PFBA	B8B0131-BLK1 Method Blank 0.125	6.95e3	100.2	NO
2	2 13C5-PFHxA	B8B0131-BLK1 Method Blank 0.125	8.78e3	73.6	NO
3	3 13C3-PFHxS	B8B0131-BLK1 Method Blank 0.125	2.38e3	74.9	NO
4	4 13C8-PFOA	B8B0131-BLK1 Method Blank 0.125	8.38e3	73.6	NO
5	5 13C9-PFNA	B8B0131-BLK1 Method Blank 0.125	9.66e3	94.0	NO
6	6 13C4-PFOS	B8B0131-BLK1 Method Blank 0.125	2.34e3	73.9	NO
7	7 13C6-PFDA	B8B0131-BLK1 Method Blank 0.125	1.01e4	75.2	NO
8	8 13C7-PFUDa	B8B0131-BLK1 Method Blank 0.125	1.09e4	79.5	NO

**Name: 180301M1\_25, Date: 02-Mar-2018, Time: 05:15:33, ID: B8B0131-MS1 Matrix Spike 0.12126, Description: Matrix Spike**

#	Name	ID	Area	%Rec	Area Out
1	1 13C4-PFBA	B8B0131-MS1 Matrix Spike 0.12126	4.34e3	62.6	NO
2	2 13C5-PFHxA	B8B0131-MS1 Matrix Spike 0.12126	4.65e3	38.9	YES
3	3 13C3-PFHxS	B8B0131-MS1 Matrix Spike 0.12126	2.45e3	77.1	NO
4	4 13C8-PFOA	B8B0131-MS1 Matrix Spike 0.12126	4.90e3	43.0	YES
5	5 13C9-PFNA	B8B0131-MS1 Matrix Spike 0.12126	5.73e3	55.8	NO
6	6 13C4-PFOS	B8B0131-MS1 Matrix Spike 0.12126	2.31e3	73.1	NO
7	7 13C6-PFDA	B8B0131-MS1 Matrix Spike 0.12126	7.46e3	55.2	NO
8	8 13C7-PFUDa	B8B0131-MS1 Matrix Spike 0.12126	8.49e3	62.2	NO

**Name: 180301M1\_26, Date: 02-Mar-2018, Time: 05:27:03, ID: B8B0131-MSD1 Matrix Spike Dup 0.11914, Description: Matrix Spike Dup**

#	Name	ID	Area	%Rec	Area Out
1	1 13C4-PFBA	B8B0131-MSD1 Matrix Spike Dup 0.119...	5.44e3	78.4	NO
2	2 13C5-PFHxA	B8B0131-MSD1 Matrix Spike Dup 0.119...	6.28e3	52.6	NO
3	3 13C3-PFHxS	B8B0131-MSD1 Matrix Spike Dup 0.119...	2.24e3	70.5	NO
4	4 13C8-PFOA	B8B0131-MSD1 Matrix Spike Dup 0.119...	5.15e3	45.2	YES
5	5 13C9-PFNA	B8B0131-MSD1 Matrix Spike Dup 0.119...	6.93e3	67.4	NO
6	6 13C4-PFOS	B8B0131-MSD1 Matrix Spike Dup 0.119...	2.52e3	79.7	NO
7	7 13C6-PFDA	B8B0131-MSD1 Matrix Spike Dup 0.119...	8.23e3	61.0	NO
8	8 13C7-PFUDa	B8B0131-MSD1 Matrix Spike Dup 0.119...	1.01e4	74.1	NO

Dataset: Untitled

Last Altered: Monday, March 05, 2018 12:20:57 Pacific Standard Time

Printed: Monday, March 05, 2018 12:21:13 Pacific Standard Time

**Name: 180301M1\_27, Date: 02-Mar-2018, Time: 05:38:31, ID: 1800329-01 OF-RW59-INF01-0218 0.11462,**  
**Description: OF-RW59-INF01-0218**

	# Name	ID	Area	%Rec	Area Out
1	1 13C4-PFBA	1800329-01 OF-RW59-INF01-0218 0.1...	7.96e3	114.7	NO
2	2 13C5-PFHxA	1800329-01 OF-RW59-INF01-0218 0.1...	8.86e3	74.2	NO
3	3 13C3-PFHxS	1800329-01 OF-RW59-INF01-0218 0.1...	2.45e3	77.2	NO
4	4 13C8-PFOA	1800329-01 OF-RW59-INF01-0218 0.1...	8.24e3	72.4	NO
5	5 13C9-PFNA	1800329-01 OF-RW59-INF01-0218 0.1...	8.84e3	86.0	NO
6	6 13C4-PFOS	1800329-01 OF-RW59-INF01-0218 0.1...	2.30e3	72.9	NO
7	7 13C6-PFDA	1800329-01 OF-RW59-INF01-0218 0.1...	1.11e4	82.4	NO
8	8 13C7-PFUdA	1800329-01 OF-RW59-INF01-0218 0.1...	1.10e4	80.6	NO

**Name: 180301M1\_28, Date: 02-Mar-2018, Time: 05:50:02, ID: 1800329-02 OF-RW59-INF01P-0218 0.11789,**  
**Description: OF-RW59-INF01P-0218**

	# Name	ID	Area	%Rec	Area Out
1	1 13C4-PFBA	1800329-02 OF-RW59-INF01P-0218 0....	8.31e3	119.8	NO
2	2 13C5-PFHxA	1800329-02 OF-RW59-INF01P-0218 0....	1.00e4	83.7	NO
3	3 13C3-PFHxS	1800329-02 OF-RW59-INF01P-0218 0....	2.77e3	87.1	NO
4	4 13C8-PFOA	1800329-02 OF-RW59-INF01P-0218 0....	8.88e3	78.0	NO
5	5 13C9-PFNA	1800329-02 OF-RW59-INF01P-0218 0....	9.44e3	91.9	NO
6	6 13C4-PFOS	1800329-02 OF-RW59-INF01P-0218 0....	3.10e3	98.2	NO
7	7 13C6-PFDA	1800329-02 OF-RW59-INF01P-0218 0....	1.14e4	84.2	NO
8	8 13C7-PFUdA	1800329-02 OF-RW59-INF01P-0218 0....	1.12e4	82.4	NO

**Name: 180301M1\_29, Date: 02-Mar-2018, Time: 06:01:31, ID: 1800329-03 OF-RW59-MID01-0218 0.11984,**  
**Description: OF-RW59-MID01-0218**

	# Name	ID	Area	%Rec	Area Out
1	1 13C4-PFBA	1800329-03 OF-RW59-MID01-0218 0.1...	6.90e3	99.5	NO
2	2 13C5-PFHxA	1800329-03 OF-RW59-MID01-0218 0.1...	8.72e3	73.1	NO
3	3 13C3-PFHxS	1800329-03 OF-RW59-MID01-0218 0.1...	2.15e3	67.7	NO
4	4 13C8-PFOA	1800329-03 OF-RW59-MID01-0218 0.1...	7.91e3	69.5	NO
5	5 13C9-PFNA	1800329-03 OF-RW59-MID01-0218 0.1...	7.82e3	76.1	NO
6	6 13C4-PFOS	1800329-03 OF-RW59-MID01-0218 0.1...	2.30e3	72.9	NO
7	7 13C6-PFDA	1800329-03 OF-RW59-MID01-0218 0.1...	8.00e3	59.3	NO
8	8 13C7-PFUdA	1800329-03 OF-RW59-MID01-0218 0.1...	1.16e4	85.2	NO

**Name: 180301M1\_30, Date: 02-Mar-2018, Time: 06:13:01, ID: 1800329-04 OF-RW59-EFF01-0218 0.1216,**  
**Description: OF-RW59-EFF01-0218**

	# Name	ID	Area	%Rec	Area Out
1	1 13C4-PFBA	1800329-04 OF-RW59-EFF01-0218 0.1...	8.19e3	118.1	NO
2	2 13C5-PFHxA	1800329-04 OF-RW59-EFF01-0218 0.1...	9.39e3	78.7	NO
3	3 13C3-PFHxS	1800329-04 OF-RW59-EFF01-0218 0.1...	2.36e3	74.3	NO
4	4 13C8-PFOA	1800329-04 OF-RW59-EFF01-0218 0.1...	7.81e3	68.6	NO
5	5 13C9-PFNA	1800329-04 OF-RW59-EFF01-0218 0.1...	9.95e3	96.8	NO
6	6 13C4-PFOS	1800329-04 OF-RW59-EFF01-0218 0.1...	2.18e3	68.9	NO
7	7 13C6-PFDA	1800329-04 OF-RW59-EFF01-0218 0.1...	9.44e3	69.9	NO
8	8 13C7-PFUdA	1800329-04 OF-RW59-EFF01-0218 0.1...	1.18e4	86.4	NO

Dataset: Untitled

Last Altered: Monday, March 05, 2018 12:20:57 Pacific Standard Time  
Printed: Monday, March 05, 2018 12:21:13 Pacific Standard Time

**Name: 180301M1\_31, Date: 02-Mar-2018, Time: 06:24:29, ID: 1800329-05 OF-RW59-FB01-0218 0.11314, Description: OF-RW59-FB01-0218**

	# Name	ID	Area	%Rec	Area Out
1	1 13C4-PFBA	1800329-05 OF-RW59-FB01-0218 0.11...	6.75e3	97.4	NO
2	2 13C5-PFHxA	1800329-05 OF-RW59-FB01-0218 0.11...	8.01e3	67.1	NO
3	3 13C3-PFHxS	1800329-05 OF-RW59-FB01-0218 0.11...	2.30e3	72.3	NO
4	4 13C8-PFOA	1800329-05 OF-RW59-FB01-0218 0.11...	7.35e3	64.6	NO
5	5 13C9-PFNA	1800329-05 OF-RW59-FB01-0218 0.11...	8.06e3	78.4	NO
6	6 13C4-PFOS	1800329-05 OF-RW59-FB01-0218 0.11...	2.53e3	80.1	NO
7	7 13C6-PFDA	1800329-05 OF-RW59-FB01-0218 0.11...	8.25e3	61.1	NO
8	8 13C7-PFUdA	1800329-05 OF-RW59-FB01-0218 0.11...	9.95e3	72.9	NO

**Name: 180301M1\_32, Date: 02-Mar-2018, Time: 06:35:56, ID: 1800329-06 OF-RW08-INF01-0218 0.12179, Description: OF-RW08-INF01-0218**

	# Name	ID	Area	%Rec	Area Out
1	1 13C4-PFBA	1800329-06 OF-RW08-INF01-0218 0.1...	7.86e3	113.3	NO
2	2 13C5-PFHxA	1800329-06 OF-RW08-INF01-0218 0.1...	8.93e3	74.8	NO
3	3 13C3-PFHxS	1800329-06 OF-RW08-INF01-0218 0.1...	2.36e3	74.3	NO
4	4 13C8-PFOA	1800329-06 OF-RW08-INF01-0218 0.1...	7.96e3	70.0	NO
5	5 13C9-PFNA	1800329-06 OF-RW08-INF01-0218 0.1...	9.43e3	91.7	NO
6	6 13C4-PFOS	1800329-06 OF-RW08-INF01-0218 0.1...	2.40e3	76.1	NO
7	7 13C6-PFDA	1800329-06 OF-RW08-INF01-0218 0.1...	9.57e3	70.9	NO
8	8 13C7-PFUdA	1800329-06 OF-RW08-INF01-0218 0.1...	1.20e4	87.8	NO

**Name: 180301M1\_33, Date: 02-Mar-2018, Time: 06:47:18, ID: 1800329-07 OF-RW08-MID01-0218 0.10892, Description: OF-RW08-MID01-0218**

	# Name	ID	Area	%Rec	Area Out
1	1 13C4-PFBA	1800329-07 OF-RW08-MID01-0218 0.1...	4.89e3	70.5	NO
2	2 13C5-PFHxA	1800329-07 OF-RW08-MID01-0218 0.1...	5.43e3	45.4	YES
3	3 13C3-PFHxS	1800329-07 OF-RW08-MID01-0218 0.1...	2.28e3	71.7	NO
4	4 13C8-PFOA	1800329-07 OF-RW08-MID01-0218 0.1...	4.75e3	41.7	YES
5	5 13C9-PFNA	1800329-07 OF-RW08-MID01-0218 0.1...	6.54e3	63.7	NO
6	6 13C4-PFOS	1800329-07 OF-RW08-MID01-0218 0.1...	2.63e3	83.1	NO
7	7 13C6-PFDA	1800329-07 OF-RW08-MID01-0218 0.1...	6.81e3	50.5	NO
8	8 13C7-PFUdA	1800329-07 OF-RW08-MID01-0218 0.1...	8.34e3	61.1	NO

**Name: 180301M1\_34, Date: 02-Mar-2018, Time: 06:58:45, ID: IPA, Description: IPA**

	# Name	ID	Area	%Rec	Area Out
1	1 13C4-PFBA	IPA			NO
2	2 13C5-PFHxA	IPA			NO
3	3 13C3-PFHxS	IPA			NO
4	4 13C8-PFOA	IPA			NO
5	5 13C9-PFNA	IPA			NO
6	6 13C4-PFOS	IPA			NO
7	7 13C6-PFDA	IPA			NO
8	8 13C7-PFUdA	IPA			NO

Dataset: Untitled

Last Altered: Monday, March 05, 2018 12:20:57 Pacific Standard Time

Printed: Monday, March 05, 2018 12:21:13 Pacific Standard Time

**Name: 180301M1\_35, Date: 02-Mar-2018, Time: 07:10:14, ID: ST180301M1-11 PFC CS3 18B2317, Description: PFC CS3 18B2317**

	# Name	ID	Area	%Rec	Area Out
1	1 13C4-PFBA	ST180301M1-11 PFC CS3 18B2317	7.31e3	105.4	NO
2	2 13C5-PFHxA	ST180301M1-11 PFC CS3 18B2317	1.51e4	126.3	NO
3	3 13C3-PFHxS	ST180301M1-11 PFC CS3 18B2317	3.09e3	97.2	NO
4	4 13C8-PFOA	ST180301M1-11 PFC CS3 18B2317	1.06e4	93.2	NO
5	5 13C9-PFNA	ST180301M1-11 PFC CS3 18B2317	1.14e4	111.4	NO
6	6 13C4-PFOS	ST180301M1-11 PFC CS3 18B2317	3.29e3	104.1	NO
7	7 13C6-PFDA	ST180301M1-11 PFC CS3 18B2317	1.48e4	109.8	NO
8	8 13C7-PFUDa	ST180301M1-11 PFC CS3 18B2317	1.59e4	116.5	NO

**Name: 180301M1\_36, Date: 02-Mar-2018, Time: 07:21:44, ID: IPA, Description: IPA**

	# Name	ID	Area	%Rec	Area Out
1	1 13C4-PFBA	IPA			NO
2	2 13C5-PFHxA	IPA			NO
3	3 13C3-PFHxS	IPA			NO
4	4 13C8-PFOA	IPA			NO
5	5 13C9-PFNA	IPA			NO
6	6 13C4-PFOS	IPA			NO
7	7 13C6-PFDA	IPA			NO
8	8 13C7-PFUDa	IPA			NO

**Name: 180301M1\_37, Date: 02-Mar-2018, Time: 07:33:13, ID: 1800329-08 OF-RW08-EFF01-0218 0.12262, Description: OF-RW08-EFF01-0218**

	# Name	ID	Area	%Rec	Area Out
1	1 13C4-PFBA	1800329-08 OF-RW08-EFF01-0218 0.1...	5.11e3	73.7	NO
2	2 13C5-PFHxA	1800329-08 OF-RW08-EFF01-0218 0.1...	6.30e3	52.8	NO
3	3 13C3-PFHxS	1800329-08 OF-RW08-EFF01-0218 0.1...	2.25e3	70.8	NO
4	4 13C8-PFOA	1800329-08 OF-RW08-EFF01-0218 0.1...	5.18e3	45.6	YES
5	5 13C9-PFNA	1800329-08 OF-RW08-EFF01-0218 0.1...	6.89e3	67.0	NO
6	6 13C4-PFOS	1800329-08 OF-RW08-EFF01-0218 0.1...	2.39e3	75.6	NO
7	7 13C6-PFDA	1800329-08 OF-RW08-EFF01-0218 0.1...	6.69e3	49.6	YES
8	8 13C7-PFUDa	1800329-08 OF-RW08-EFF01-0218 0.1...	9.47e3	69.4	NO

**Name: 180301M1\_38, Date: 02-Mar-2018, Time: 07:44:43, ID: 1800329-09 OF-RW08-FB01-0218 0.12173, Description: OF-RW08-FB01-0218**

	# Name	ID	Area	%Rec	Area Out
1	1 13C4-PFBA	1800329-09 OF-RW08-FB01-0218 0.12...	7.63e3	110.0	NO
2	2 13C5-PFHxA	1800329-09 OF-RW08-FB01-0218 0.12...	8.73e3	73.1	NO
3	3 13C3-PFHxS	1800329-09 OF-RW08-FB01-0218 0.12...	2.39e3	75.2	NO
4	4 13C8-PFOA	1800329-09 OF-RW08-FB01-0218 0.12...	7.42e3	65.2	NO
5	5 13C9-PFNA	1800329-09 OF-RW08-FB01-0218 0.12...	8.25e3	80.2	NO
6	6 13C4-PFOS	1800329-09 OF-RW08-FB01-0218 0.12...	2.18e3	68.9	NO
7	7 13C6-PFDA	1800329-09 OF-RW08-FB01-0218 0.12...	9.54e3	70.7	NO
8	8 13C7-PFUDa	1800329-09 OF-RW08-FB01-0218 0.12...	1.04e4	76.2	NO

Dataset: Untitled

Last Altered: Monday, March 05, 2018 12:20:57 Pacific Standard Time

Printed: Monday, March 05, 2018 12:21:13 Pacific Standard Time

**Name: 180301M1\_39, Date: 02-Mar-2018, Time: 07:56:13, ID: 1800329-10 OF-RW63-INF01-0218 0.11237,**

**Description: OF-RW63-INF01-0218**

	# Name	ID	Area	%Rec	Area Out
1	1 13C4-PFBA	1800329-10 OF-RW63-INF01-0218 0.1...	6.46e3	93.1	NO
2	2 13C5-PFHxA	1800329-10 OF-RW63-INF01-0218 0.1...	7.72e3	64.6	NO
3	3 13C3-PFHxS	1800329-10 OF-RW63-INF01-0218 0.1...	2.26e3	71.1	NO
4	4 13C8-PFOA	1800329-10 OF-RW63-INF01-0218 0.1...	6.83e3	60.0	NO
5	5 13C9-PFNA	1800329-10 OF-RW63-INF01-0218 0.1...	9.23e3	89.8	NO
6	6 13C4-PFOS	1800329-10 OF-RW63-INF01-0218 0.1...	2.78e3	88.0	NO
7	7 13C6-PFDA	1800329-10 OF-RW63-INF01-0218 0.1...	9.38e3	69.5	NO
8	8 13C7-PFUDa	1800329-10 OF-RW63-INF01-0218 0.1...	9.04e3	66.3	NO

**Name: 180301M1\_40, Date: 02-Mar-2018, Time: 08:07:43, ID: 1800329-11 OF-RW63-MID01-0218 0.11515,**

**Description: OF-RW63-MID01-0218**

	# Name	ID	Area	%Rec	Area Out
1	1 13C4-PFBA	1800329-11 OF-RW63-MID01-0218 0.1...	6.09e3	87.9	NO
2	2 13C5-PFHxA	1800329-11 OF-RW63-MID01-0218 0.1...	7.40e3	62.0	NO
3	3 13C3-PFHxS	1800329-11 OF-RW63-MID01-0218 0.1...	2.78e3	87.5	NO
4	4 13C8-PFOA	1800329-11 OF-RW63-MID01-0218 0.1...	7.55e3	66.3	NO
5	5 13C9-PFNA	1800329-11 OF-RW63-MID01-0218 0.1...	7.48e3	72.8	NO
6	6 13C4-PFOS	1800329-11 OF-RW63-MID01-0218 0.1...	2.96e3	93.5	NO
7	7 13C6-PFDA	1800329-11 OF-RW63-MID01-0218 0.1...	8.01e3	59.3	NO
8	8 13C7-PFUDa	1800329-11 OF-RW63-MID01-0218 0.1...	9.85e3	72.2	NO

**Name: 180301M1\_41, Date: 02-Mar-2018, Time: 08:19:12, ID: 1800329-12 OF-RW63-EFF01-0218 0.12129,**

**Description: OF-RW63-EFF01-0218**

	# Name	ID	Area	%Rec	Area Out
1	1 13C4-PFBA	1800329-12 OF-RW63-EFF01-0218 0.1...	6.68e3	96.4	NO
2	2 13C5-PFHxA	1800329-12 OF-RW63-EFF01-0218 0.1...	8.79e3	73.6	NO
3	3 13C3-PFHxS	1800329-12 OF-RW63-EFF01-0218 0.1...	2.75e3	86.5	NO
4	4 13C8-PFOA	1800329-12 OF-RW63-EFF01-0218 0.1...	8.54e3	75.1	NO
5	5 13C9-PFNA	1800329-12 OF-RW63-EFF01-0218 0.1...	7.98e3	77.7	NO
6	6 13C4-PFOS	1800329-12 OF-RW63-EFF01-0218 0.1...	2.83e3	89.4	NO
7	7 13C6-PFDA	1800329-12 OF-RW63-EFF01-0218 0.1...	1.03e4	76.3	NO
8	8 13C7-PFUDa	1800329-12 OF-RW63-EFF01-0218 0.1...	8.96e3	65.6	NO

**Name: 180301M1\_42, Date: 02-Mar-2018, Time: 08:30:41, ID: 1800329-13 OF-RW63-FB01-0218 0.12066,**

**Description: OF-RW63-FB01-0218**

	# Name	ID	Area	%Rec	Area Out
1	1 13C4-PFBA	1800329-13 OF-RW63-FB01-0218 0.12...	8.25e3	118.9	NO
2	2 13C5-PFHxA	1800329-13 OF-RW63-FB01-0218 0.12...	9.85e3	82.5	NO
3	3 13C3-PFHxS	1800329-13 OF-RW63-FB01-0218 0.12...	2.54e3	80.0	NO
4	4 13C8-PFOA	1800329-13 OF-RW63-FB01-0218 0.12...	8.82e3	77.5	NO
5	5 13C9-PFNA	1800329-13 OF-RW63-FB01-0218 0.12...	9.68e3	94.2	NO
6	6 13C4-PFOS	1800329-13 OF-RW63-FB01-0218 0.12...	2.56e3	81.1	NO
7	7 13C6-PFDA	1800329-13 OF-RW63-FB01-0218 0.12...	1.14e4	84.8	NO
8	8 13C7-PFUDa	1800329-13 OF-RW63-FB01-0218 0.12...	1.13e4	82.9	NO

Dataset: Untitled

Last Altered: Monday, March 05, 2018 12:20:57 Pacific Standard Time

Printed: Monday, March 05, 2018 12:21:13 Pacific Standard Time

**Name: 180301M1\_43, Date: 02-Mar-2018, Time: 08:42:11, ID: 1800329-14 OF-RW44-INF01-0218 0.11484,**  
**Description: OF-RW44-INF01-0218**

	# Name	ID	Area	%Rec	Area Out
1	1 13C4-PFBA	1800329-14 OF-RW44-INF01-0218 0.1...	8.61e3	124.2	NO
2	2 13C5-PFHxA	1800329-14 OF-RW44-INF01-0218 0.1...	9.76e3	81.7	NO
3	3 13C3-PFHxS	1800329-14 OF-RW44-INF01-0218 0.1...	2.44e3	76.7	NO
4	4 13C8-PFOA	1800329-14 OF-RW44-INF01-0218 0.1...	8.69e3	76.4	NO
5	5 13C9-PFNA	1800329-14 OF-RW44-INF01-0218 0.1...	8.53e3	83.0	NO
6	6 13C4-PFOS	1800329-14 OF-RW44-INF01-0218 0.1...	2.83e3	89.7	NO
7	7 13C6-PFDA	1800329-14 OF-RW44-INF01-0218 0.1...	7.92e3	58.7	NO
8	8 13C7-PFUDa	1800329-14 OF-RW44-INF01-0218 0.1...	9.56e3	70.0	NO

**Name: 180301M1\_44, Date: 02-Mar-2018, Time: 08:53:41, ID: 1800329-15 OF-RW44-MID01-0218 0.12094,**  
**Description: OF-RW44-MID01-0218**

	# Name	ID	Area	%Rec	Area Out
1	1 13C4-PFBA	1800329-15 OF-RW44-MID01-0218 0.1...	6.49e3	93.6	NO
2	2 13C5-PFHxA	1800329-15 OF-RW44-MID01-0218 0.1...	8.68e3	72.7	NO
3	3 13C3-PFHxS	1800329-15 OF-RW44-MID01-0218 0.1...	2.21e3	69.4	NO
4	4 13C8-PFOA	1800329-15 OF-RW44-MID01-0218 0.1...	7.76e3	68.2	NO
5	5 13C9-PFNA	1800329-15 OF-RW44-MID01-0218 0.1...	8.61e3	83.7	NO
6	6 13C4-PFOS	1800329-15 OF-RW44-MID01-0218 0.1...	2.54e3	80.3	NO
7	7 13C6-PFDA	1800329-15 OF-RW44-MID01-0218 0.1...	8.90e3	65.9	NO
8	8 13C7-PFUDa	1800329-15 OF-RW44-MID01-0218 0.1...	1.10e4	80.5	NO

**Name: 180301M1\_45, Date: 02-Mar-2018, Time: 09:05:10, ID: 1800329-16 OF-RW44-EFF01-0218 0.11743,**  
**Description: OF-RW44-EFF01-0218**

	# Name	ID	Area	%Rec	Area Out
1	1 13C4-PFBA	1800329-16 OF-RW44-EFF01-0218 0.1...	7.52e3	108.4	NO
2	2 13C5-PFHxA	1800329-16 OF-RW44-EFF01-0218 0.1...	8.83e3	74.0	NO
3	3 13C3-PFHxS	1800329-16 OF-RW44-EFF01-0218 0.1...	2.05e3	64.5	NO
4	4 13C8-PFOA	1800329-16 OF-RW44-EFF01-0218 0.1...	8.64e3	75.9	NO
5	5 13C9-PFNA	1800329-16 OF-RW44-EFF01-0218 0.1...	9.21e3	89.7	NO
6	6 13C4-PFOS	1800329-16 OF-RW44-EFF01-0218 0.1...	2.40e3	76.0	NO
7	7 13C6-PFDA	1800329-16 OF-RW44-EFF01-0218 0.1...	9.24e3	68.4	NO
8	8 13C7-PFUDa	1800329-16 OF-RW44-EFF01-0218 0.1...	1.23e4	90.0	NO

**Name: 180301M1\_46, Date: 02-Mar-2018, Time: 09:16:31, ID: 1800329-17 OF-RW44-FB01-0218 0.12155,**  
**Description: OF-RW44-FB01-0218**

	# Name	ID	Area	%Rec	Area Out
1	1 13C4-PFBA	1800329-17 OF-RW44-FB01-0218 0.12...	8.14e3	117.4	NO
2	2 13C5-PFHxA	1800329-17 OF-RW44-FB01-0218 0.12...	9.37e3	78.5	NO
3	3 13C3-PFHxS	1800329-17 OF-RW44-FB01-0218 0.12...	2.42e3	76.2	NO
4	4 13C8-PFOA	1800329-17 OF-RW44-FB01-0218 0.12...	8.52e3	74.9	NO
5	5 13C9-PFNA	1800329-17 OF-RW44-FB01-0218 0.12...	1.00e4	97.7	NO
6	6 13C4-PFOS	1800329-17 OF-RW44-FB01-0218 0.12...	2.35e3	74.3	NO
7	7 13C6-PFDA	1800329-17 OF-RW44-FB01-0218 0.12...	9.62e3	71.2	NO
8	8 13C7-PFUDa	1800329-17 OF-RW44-FB01-0218 0.12...	1.17e4	85.7	NO

Dataset: Untitled

Last Altered: Monday, March 05, 2018 12:20:57 Pacific Standard Time  
Printed: Monday, March 05, 2018 12:21:13 Pacific Standard Time

**Name: 180301M1\_47, Date: 02-Mar-2018, Time: 09:27:58, ID: 1800329-18 OF-RW42B-INF01-0218 0.11569, Description: OF-RW42B-INF01-0218**

	# Name	ID	Area	%Rec	Area Out
1	1 13C4-PFBA	1800329-18 OF-RW42B-INF01-0218 0....	7.34e3	105.9	NO
2	2 13C5-PFHxA	1800329-18 OF-RW42B-INF01-0218 0....	8.89e3	74.5	NO
3	3 13C3-PFHxS	1800329-18 OF-RW42B-INF01-0218 0....	2.30e3	72.4	NO
4	4 13C8-PFOA	1800329-18 OF-RW42B-INF01-0218 0....	8.75e3	76.9	NO
5	5 13C9-PFNA	1800329-18 OF-RW42B-INF01-0218 0....	7.81e3	76.0	NO
6	6 13C4-PFOS	1800329-18 OF-RW42B-INF01-0218 0....	2.68e3	84.7	NO
7	7 13C6-PFDA	1800329-18 OF-RW42B-INF01-0218 0....	9.14e3	67.7	NO
8	8 13C7-PFUdA	1800329-18 OF-RW42B-INF01-0218 0....	1.11e4	81.6	NO

**Name: 180301M1\_48, Date: 02-Mar-2018, Time: 09:39:25, ID: B8B0122-BS1 OPR 0.125, Description: OPR**

	# Name	ID	Area	%Rec	Area Out
1	1 13C4-PFBA	B8B0122-BS1 OPR 0.125	6.45e3	93.0	NO
2	2 13C5-PFHxA	B8B0122-BS1 OPR 0.125	8.54e3	71.5	NO
3	3 13C3-PFHxS	B8B0122-BS1 OPR 0.125	2.42e3	76.2	NO
4	4 13C8-PFOA	B8B0122-BS1 OPR 0.125	7.78e3	68.3	NO
5	5 13C9-PFNA	B8B0122-BS1 OPR 0.125	9.01e3	87.7	NO
6	6 13C4-PFOS	B8B0122-BS1 OPR 0.125	2.70e3	85.6	NO
7	7 13C6-PFDA	B8B0122-BS1 OPR 0.125	1.07e4	79.0	NO
8	8 13C7-PFUdA	B8B0122-BS1 OPR 0.125	1.19e4	87.2	NO

**Name: 180301M1\_49, Date: 02-Mar-2018, Time: 09:50:55, ID: B8B0122-BSD1 LCSD 0.125, Description: LCSD**

	# Name	ID	Area	%Rec	Area Out
1	1 13C4-PFBA	B8B0122-BSD1 LCSD 0.125	5.50e3	79.3	NO
2	2 13C5-PFHxA	B8B0122-BSD1 LCSD 0.125	6.88e3	57.7	NO
3	3 13C3-PFHxS	B8B0122-BSD1 LCSD 0.125	2.47e3	77.7	NO
4	4 13C8-PFOA	B8B0122-BSD1 LCSD 0.125	7.07e3	62.2	NO
5	5 13C9-PFNA	B8B0122-BSD1 LCSD 0.125	7.97e3	77.5	NO
6	6 13C4-PFOS	B8B0122-BSD1 LCSD 0.125	2.37e3	75.1	NO
7	7 13C6-PFDA	B8B0122-BSD1 LCSD 0.125	9.24e3	68.4	NO
8	8 13C7-PFUdA	B8B0122-BSD1 LCSD 0.125	1.07e4	78.1	NO

**Name: 180301M1\_50, Date: 02-Mar-2018, Time: 10:02:24, ID: B8B0122-BLK1 Method Blank 0.125, Description: Method Blank**

	# Name	ID	Area	%Rec	Area Out
1	1 13C4-PFBA	B8B0122-BLK1 Method Blank 0.125	7.29e3	105.1	NO
2	2 13C5-PFHxA	B8B0122-BLK1 Method Blank 0.125	8.85e3	74.1	NO
3	3 13C3-PFHxS	B8B0122-BLK1 Method Blank 0.125	2.70e3	84.9	NO
4	4 13C8-PFOA	B8B0122-BLK1 Method Blank 0.125	6.90e3	60.6	NO
5	5 13C9-PFNA	B8B0122-BLK1 Method Blank 0.125	7.78e3	75.7	NO
6	6 13C4-PFOS	B8B0122-BLK1 Method Blank 0.125	2.88e3	91.0	NO
7	7 13C6-PFDA	B8B0122-BLK1 Method Blank 0.125	1.07e4	79.3	NO
8	8 13C7-PFUdA	B8B0122-BLK1 Method Blank 0.125	1.30e4	95.0	NO

Dataset: Untitled

Last Altered: Monday, March 05, 2018 12:20:57 Pacific Standard Time  
Printed: Monday, March 05, 2018 12:21:13 Pacific Standard Time

Name: 180301M1\_51, Date: 02-Mar-2018, Time: 10:13:54, ID: 1800323-01 OF-RW83-0218 0.11418, Description: OF-RW83-0218

	# Name	ID	Area	%Rec	Area Out
1	1 13C4-PFBA	1800323-01 OF-RW83-0218 0.11418	3.43e3	49.5	YES
2	2 13C5-PFHxA	1800323-01 OF-RW83-0218 0.11418	5.72e3	47.9	YES
3	3 13C3-PFHxS	1800323-01 OF-RW83-0218 0.11418	2.50e3	78.7	NO
4	4 13C8-PFOA	1800323-01 OF-RW83-0218 0.11418	6.26e3	55.0	NO
5	5 13C9-PFNA	1800323-01 OF-RW83-0218 0.11418	7.34e3	71.4	NO
6	6 13C4-PFOS	1800323-01 OF-RW83-0218 0.11418	2.45e3	77.6	NO
7	7 13C6-PFDA	1800323-01 OF-RW83-0218 0.11418	7.97e3	59.0	NO
8	8 13C7-PFUDa	1800323-01 OF-RW83-0218 0.11418	1.07e4	78.3	NO

Name: 180301M1\_52, Date: 02-Mar-2018, Time: 10:25:24, ID: 1800323-02 OF-FB83-0218 0.11591, Description: OF-FB83-0218

	# Name	ID	Area	%Rec	Area Out
1	1 13C4-PFBA	1800323-02 OF-FB83-0218 0.11591	7.24e3	104.4	NO
2	2 13C5-PFHxA	1800323-02 OF-FB83-0218 0.11591	9.49e3	79.5	NO
3	3 13C3-PFHxS	1800323-02 OF-FB83-0218 0.11591	2.88e3	90.6	NO
4	4 13C8-PFOA	1800323-02 OF-FB83-0218 0.11591	8.29e3	72.9	NO
5	5 13C9-PFNA	1800323-02 OF-FB83-0218 0.11591	9.39e3	91.4	NO
6	6 13C4-PFOS	1800323-02 OF-FB83-0218 0.11591	3.14e3	99.4	NO
7	7 13C6-PFDA	1800323-02 OF-FB83-0218 0.11591	1.10e4	81.8	NO
8	8 13C7-PFUDa	1800323-02 OF-FB83-0218 0.11591	1.30e4	95.1	NO

Name: 180301M1\_53, Date: 02-Mar-2018, Time: 10:36:53, ID: 1800323-03 OF-RW38-0218 0.11407, Description: OF-RW38-0218

	# Name	ID	Area	%Rec	Area Out
1	1 13C4-PFBA	1800323-03 OF-RW38-0218 0.11407	7.33e3	105.7	NO
2	2 13C5-PFHxA	1800323-03 OF-RW38-0218 0.11407	9.25e3	77.5	NO
3	3 13C3-PFHxS	1800323-03 OF-RW38-0218 0.11407	2.78e3	87.5	NO
4	4 13C8-PFOA	1800323-03 OF-RW38-0218 0.11407	7.87e3	69.1	NO
5	5 13C9-PFNA	1800323-03 OF-RW38-0218 0.11407	8.07e3	78.5	NO
6	6 13C4-PFOS	1800323-03 OF-RW38-0218 0.11407	2.24e3	71.0	NO
7	7 13C6-PFDA	1800323-03 OF-RW38-0218 0.11407	9.95e3	73.7	NO
8	8 13C7-PFUDa	1800323-03 OF-RW38-0218 0.11407	1.14e4	83.9	NO

Name: 180301M1\_54, Date: 02-Mar-2018, Time: 10:48:23, ID: IPA, Description: IPA

	# Name	ID	Area	%Rec	Area Out
1	1 13C4-PFBA	IPA			NO
2	2 13C5-PFHxA	IPA			NO
3	3 13C3-PFHxS	IPA			NO
4	4 13C8-PFOA	IPA			NO
5	5 13C9-PFNA	IPA			NO
6	6 13C4-PFOS	IPA			NO
7	7 13C6-PFDA	IPA			NO
8	8 13C7-PFUDa	IPA			NO



Dataset: Untitled

Last Altered: Monday, March 05, 2018 12:20:57 Pacific Standard Time

Printed: Monday, March 05, 2018 12:21:13 Pacific Standard Time

**Name: 180301M1\_55, Date: 02-Mar-2018, Time: 10:59:50, ID: ST180301M1-12 PFC CS3 18B2317, Description: PFC CS3 18B2317**

	# Name	ID	Area	%Rec	Area Out
1	1 13C4-PFBA	ST180301M1-12 PFC CS3 18B2317	7.56e3	109.0	NO
2	2 13C5-PFHxA	ST180301M1-12 PFC CS3 18B2317	1.32e4	110.5	NO
3	3 13C3-PFHxS	ST180301M1-12 PFC CS3 18B2317	3.19e3	100.3	NO
4	4 13C8-PFOA	ST180301M1-12 PFC CS3 18B2317	1.12e4	98.4	NO
5	5 13C9-PFNA	ST180301M1-12 PFC CS3 18B2317	1.24e4	120.5	NO
6	6 13C4-PFOS	ST180301M1-12 PFC CS3 18B2317	3.19e3	101.1	NO
7	7 13C6-PFDA	ST180301M1-12 PFC CS3 18B2317	1.42e4	105.3	NO
8	8 13C7-PFUDa	ST180301M1-12 PFC CS3 18B2317	1.50e4	109.6	NO

**Name: 180301M1\_56, Date: 02-Mar-2018, Time: 11:11:20, ID: IPA, Description: IPA**

	# Name	ID	Area	%Rec	Area Out
1	1 13C4-PFBA	IPA			NO
2	2 13C5-PFHxA	IPA			NO
3	3 13C3-PFHxS	IPA			NO
4	4 13C8-PFOA	IPA			NO
5	5 13C9-PFNA	IPA			NO
6	6 13C4-PFOS	IPA			NO
7	7 13C6-PFDA	IPA			NO
8	8 13C7-PFUDa	IPA			NO

**Name: 180301M1\_57, Date: 02-Mar-2018, Time: 11:22:49, ID: 1800323-04 OF-FB38-0218 0.11688, Description: OF-FB38-0218**

	# Name	ID	Area	%Rec	Area Out
1	1 13C4-PFBA	1800323-04 OF-FB38-0218 0.11688	6.15e3	88.7	NO
2	2 13C5-PFHxA	1800323-04 OF-FB38-0218 0.11688	9.32e3	78.0	NO
3	3 13C3-PFHxS	1800323-04 OF-FB38-0218 0.11688	2.67e3	83.9	NO
4	4 13C8-PFOA	1800323-04 OF-FB38-0218 0.11688	9.33e3	82.0	NO
5	5 13C9-PFNA	1800323-04 OF-FB38-0218 0.11688	9.79e3	95.3	NO
6	6 13C4-PFOS	1800323-04 OF-FB38-0218 0.11688	2.72e3	85.9	NO
7	7 13C6-PFDA	1800323-04 OF-FB38-0218 0.11688	1.06e4	78.8	NO
8	8 13C7-PFUDa	1800323-04 OF-FB38-0218 0.11688	1.19e4	86.9	NO

**Name: 180301M1\_58, Date: 02-Mar-2018, Time: 11:34:19, ID: 1800323-05 OF-RW43-0218 0.1084, Description: OF-RW43-0218**

	# Name	ID	Area	%Rec	Area Out
1	1 13C4-PFBA	1800323-05 OF-RW43-0218 0.1084	8.20e3	118.3	NO
2	2 13C5-PFHxA	1800323-05 OF-RW43-0218 0.1084	1.06e4	89.0	NO
3	3 13C3-PFHxS	1800323-05 OF-RW43-0218 0.1084	2.80e3	88.0	NO
4	4 13C8-PFOA	1800323-05 OF-RW43-0218 0.1084	9.87e3	86.7	NO
5	5 13C9-PFNA	1800323-05 OF-RW43-0218 0.1084	1.13e4	109.6	NO
6	6 13C4-PFOS	1800323-05 OF-RW43-0218 0.1084	2.87e3	90.8	NO
7	7 13C6-PFDA	1800323-05 OF-RW43-0218 0.1084	1.17e4	86.9	NO
8	8 13C7-PFUDa	1800323-05 OF-RW43-0218 0.1084	1.22e4	89.6	NO

Dataset: Untitled

Last Altered: Monday, March 05, 2018 12:20:57 Pacific Standard Time

Printed: Monday, March 05, 2018 12:21:13 Pacific Standard Time

**Name: 180301M1\_59, Date: 02-Mar-2018, Time: 11:45:48, ID: 1800323-06 OF-FB43-0218 0.10942, Description: OF-FB43-0218**

	# Name	ID	Area	%Rec	Area Out
1	1 13C4-PFBA	1800323-06 OF-FB43-0218 0.10942	7.39e3	106.5	NO
2	2 13C5-PFHxA	1800323-06 OF-FB43-0218 0.10942	9.77e3	81.8	NO
3	3 13C3-PFHxS	1800323-06 OF-FB43-0218 0.10942	2.70e3	84.9	NO
4	4 13C8-PFOA	1800323-06 OF-FB43-0218 0.10942	9.10e3	80.0	NO
5	5 13C9-PFNA	1800323-06 OF-FB43-0218 0.10942	9.70e3	94.4	NO
6	6 13C4-PFOS	1800323-06 OF-FB43-0218 0.10942	2.30e3	72.9	NO
7	7 13C6-PFDA	1800323-06 OF-FB43-0218 0.10942	1.07e4	79.0	NO
8	8 13C7-PFUDa	1800323-06 OF-FB43-0218 0.10942	1.38e4	101.4	NO

**Name: 180301M1\_60, Date: 02-Mar-2018, Time: 11:57:18, ID: 1800323-07 OF-RW08-0218 0.11646, Description: OF-RW08-0218**

	# Name	ID	Area	%Rec	Area Out
1	1 13C4-PFBA	1800323-07 OF-RW08-0218 0.11646	3.90e3	56.3	NO
2	2 13C5-PFHxA	1800323-07 OF-RW08-0218 0.11646	4.14e3	34.7	YES
3	3 13C3-PFHxS	1800323-07 OF-RW08-0218 0.11646	2.76e3	86.7	NO
4	4 13C8-PFOA	1800323-07 OF-RW08-0218 0.11646	3.77e3	33.1	YES
5	5 13C9-PFNA	1800323-07 OF-RW08-0218 0.11646	4.29e3	41.7	YES
6	6 13C4-PFOS	1800323-07 OF-RW08-0218 0.11646	3.01e3	95.4	NO
7	7 13C6-PFDA	1800323-07 OF-RW08-0218 0.11646	4.94e3	36.6	YES
8	8 13C7-PFUDa	1800323-07 OF-RW08-0218 0.11646	7.17e3	52.5	NO

**Name: 180301M1\_61, Date: 02-Mar-2018, Time: 12:08:45, ID: 1800323-08 OF-FB08-0218 0.11707, Description: OF-FB08-0218**

	# Name	ID	Area	%Rec	Area Out
1	1 13C4-PFBA	1800323-08 OF-FB08-0218 0.11707	8.11e3	116.9	NO
2	2 13C5-PFHxA	1800323-08 OF-FB08-0218 0.11707	9.97e3	83.5	NO
3	3 13C3-PFHxS	1800323-08 OF-FB08-0218 0.11707	2.67e3	84.1	NO
4	4 13C8-PFOA	1800323-08 OF-FB08-0218 0.11707	9.45e3	83.0	NO
5	5 13C9-PFNA	1800323-08 OF-FB08-0218 0.11707	9.55e3	92.9	NO
6	6 13C4-PFOS	1800323-08 OF-FB08-0218 0.11707	2.88e3	91.0	NO
7	7 13C6-PFDA	1800323-08 OF-FB08-0218 0.11707	9.46e3	70.1	NO
8	8 13C7-PFUDa	1800323-08 OF-FB08-0218 0.11707	1.22e4	89.7	NO

**Name: 180301M1\_62, Date: 02-Mar-2018, Time: 12:20:15, ID: 1800323-09 OF-RW16-0218 0.11565, Description: OF-RW16-0218**

	# Name	ID	Area	%Rec	Area Out
1	1 13C4-PFBA	1800323-09 OF-RW16-0218 0.11565	8.35e3	120.5	NO
2	2 13C5-PFHxA	1800323-09 OF-RW16-0218 0.11565	1.03e4	86.6	NO
3	3 13C3-PFHxS	1800323-09 OF-RW16-0218 0.11565	2.42e3	76.1	NO
4	4 13C8-PFOA	1800323-09 OF-RW16-0218 0.11565	9.26e3	81.4	NO
5	5 13C9-PFNA	1800323-09 OF-RW16-0218 0.11565	9.08e3	88.4	NO
6	6 13C4-PFOS	1800323-09 OF-RW16-0218 0.11565	2.96e3	93.6	NO
7	7 13C6-PFDA	1800323-09 OF-RW16-0218 0.11565	1.10e4	81.3	NO
8	8 13C7-PFUDa	1800323-09 OF-RW16-0218 0.11565	1.33e4	97.2	NO

Dataset: Untitled

Last Altered: Monday, March 05, 2018 12:20:57 Pacific Standard Time

Printed: Monday, March 05, 2018 12:21:13 Pacific Standard Time

**Name: 180301M1\_63, Date: 02-Mar-2018, Time: 12:31:44, ID: 1800323-10 OF-FB16-0218 0.11729, Description: OF-FB16-0218**

	# Name	ID	Area	%Rec	Area Out
1	1 13C4-PFBA	1800323-10 OF-FB16-0218 0.11729	8.01e3	115.5	NO
2	2 13C5-PFHxA	1800323-10 OF-FB16-0218 0.11729	1.02e4	85.1	NO
3	3 13C3-PFHxS	1800323-10 OF-FB16-0218 0.11729	2.92e3	91.9	NO
4	4 13C8-PFOA	1800323-10 OF-FB16-0218 0.11729	9.21e3	80.9	NO
5	5 13C9-PFNA	1800323-10 OF-FB16-0218 0.11729	1.03e4	100.1	NO
6	6 13C4-PFOS	1800323-10 OF-FB16-0218 0.11729	3.04e3	96.1	NO
7	7 13C6-PFDA	1800323-10 OF-FB16-0218 0.11729	1.20e4	89.3	NO
8	8 13C7-PFUDa	1800323-10 OF-FB16-0218 0.11729	1.33e4	97.4	NO

**Name: 180301M1\_64, Date: 02-Mar-2018, Time: 12:43:14, ID: 1800324-01 OF-RW63-0218 0.11462, Description: OF-RW63-0218**

	# Name	ID	Area	%Rec	Area Out
1	1 13C4-PFBA	1800324-01 OF-RW63-0218 0.11462	3.46e3	49.9	NO
2	2 13C5-PFHxA	1800324-01 OF-RW63-0218 0.11462	4.29e3	35.9	YES
3	3 13C3-PFHxS	1800324-01 OF-RW63-0218 0.11462	3.49e3	109.7	NO
4	4 13C8-PFOA	1800324-01 OF-RW63-0218 0.11462	4.31e3	37.8	YES
5	5 13C9-PFNA	1800324-01 OF-RW63-0218 0.11462	5.77e3	56.1	NO
6	6 13C4-PFOS	1800324-01 OF-RW63-0218 0.11462	4.10e3	129.6	NO
7	7 13C6-PFDA	1800324-01 OF-RW63-0218 0.11462	8.60e3	63.7	NO
8	8 13C7-PFUDa	1800324-01 OF-RW63-0218 0.11462	1.15e4	84.3	NO

**Name: 180301M1\_65, Date: 02-Mar-2018, Time: 12:54:41, ID: IPA, Description: IPA**

	# Name	ID	Area	%Rec	Area Out
1	1 13C4-PFBA	IPA			NO
2	2 13C5-PFHxA	IPA			NO
3	3 13C3-PFHxS	IPA			NO
4	4 13C8-PFOA	IPA	7.05e0	0.1	YES
5	5 13C9-PFNA	IPA			NO
6	6 13C4-PFOS	IPA			NO
7	7 13C6-PFDA	IPA			NO
8	8 13C7-PFUDa	IPA			NO

**Name: 180301M1\_66, Date: 02-Mar-2018, Time: 13:06:11, ID: ST180301M1-13 PFC CS0 18B2314, Description: PFC CS0 18B2314**

	# Name	ID	Area	%Rec	Area Out
1	1 13C4-PFBA	ST180301M1-13 PFC CS0 18B2314	7.26e3	104.7	NO
2	2 13C5-PFHxA	ST180301M1-13 PFC CS0 18B2314	1.50e4	125.9	NO
3	3 13C3-PFHxS	ST180301M1-13 PFC CS0 18B2314	3.30e3	103.9	NO
4	4 13C8-PFOA	ST180301M1-13 PFC CS0 18B2314	1.30e4	114.3	NO
5	5 13C9-PFNA	ST180301M1-13 PFC CS0 18B2314	1.32e4	128.7	NO
6	6 13C4-PFOS	ST180301M1-13 PFC CS0 18B2314	3.51e3	111.2	NO
7	7 13C6-PFDA	ST180301M1-13 PFC CS0 18B2314	1.66e4	123.3	NO
8	8 13C7-PFUDa	ST180301M1-13 PFC CS0 18B2314	1.72e4	125.7	NO

Dataset: Untitled

Last Altered: Monday, March 05, 2018 12:20:57 Pacific Standard Time

Printed: Monday, March 05, 2018 12:21:13 Pacific Standard Time

**Name: 180301M1\_67, Date: 02-Mar-2018, Time: 13:17:40, ID: IPA, Description: IPA**

	# Name	ID	Area	%Rec	Area Out
1	1 13C4-PFBA	IPA			NO
2	2 13C5-PFHxA	IPA			NO
3	3 13C3-PFHxS	IPA			NO
4	4 13C8-PFOA	IPA			NO
5	5 13C9-PFNA	IPA			NO
6	6 13C4-PFOS	IPA			NO
7	7 13C6-PFDA	IPA			NO
8	8 13C7-PFUDa	IPA			NO

**Name: 180301M1\_68, Date: 02-Mar-2018, Time: 13:29:10, ID: 1800324-02 OF-FB63-0218 0.11622, Description: OF-FB63-0218**

	# Name	ID	Area	%Rec	Area Out
1	1 13C4-PFBA	1800324-02 OF-FB63-0218 0.11622	6.80e3	98.1	NO
2	2 13C5-PFHxA	1800324-02 OF-FB63-0218 0.11622	8.80e3	73.7	NO
3	3 13C3-PFHxS	1800324-02 OF-FB63-0218 0.11622	2.66e3	83.6	NO
4	4 13C8-PFOA	1800324-02 OF-FB63-0218 0.11622	8.09e3	71.1	NO
5	5 13C9-PFNA	1800324-02 OF-FB63-0218 0.11622	9.35e3	91.0	NO
6	6 13C4-PFOS	1800324-02 OF-FB63-0218 0.11622	2.84e3	90.0	NO
7	7 13C6-PFDA	1800324-02 OF-FB63-0218 0.11622	1.21e4	89.9	NO
8	8 13C7-PFUDa	1800324-02 OF-FB63-0218 0.11622	1.29e4	94.2	NO

**Name: 180301M1\_69, Date: 02-Mar-2018, Time: 13:40:37, ID: 1800324-03 OF-RW23-0218 0.11311, Description: OF-RW23-0218**

	# Name	ID	Area	%Rec	Area Out
1	1 13C4-PFBA	1800324-03 OF-RW23-0218 0.11311	7.70e3	111.0	NO
2	2 13C5-PFHxA	1800324-03 OF-RW23-0218 0.11311	9.76e3	81.8	NO
3	3 13C3-PFHxS	1800324-03 OF-RW23-0218 0.11311	2.72e3	85.6	NO
4	4 13C8-PFOA	1800324-03 OF-RW23-0218 0.11311	9.81e3	86.3	NO
5	5 13C9-PFNA	1800324-03 OF-RW23-0218 0.11311	1.05e4	102.4	NO
6	6 13C4-PFOS	1800324-03 OF-RW23-0218 0.11311	2.89e3	91.4	NO
7	7 13C6-PFDA	1800324-03 OF-RW23-0218 0.11311	1.14e4	84.4	NO
8	8 13C7-PFUDa	1800324-03 OF-RW23-0218 0.11311	1.27e4	93.1	NO

**Name: 180301M1\_70, Date: 02-Mar-2018, Time: 13:52:07, ID: 1800324-04 OF-FB23-0218 0.11692, Description: OF-FB23-0218**

	# Name	ID	Area	%Rec	Area Out
1	1 13C4-PFBA	1800324-04 OF-FB23-0218 0.11692	7.36e3	106.1	NO
2	2 13C5-PFHxA	1800324-04 OF-FB23-0218 0.11692	1.07e4	89.3	NO
3	3 13C3-PFHxS	1800324-04 OF-FB23-0218 0.11692	3.39e3	106.6	NO
4	4 13C8-PFOA	1800324-04 OF-FB23-0218 0.11692	1.09e4	95.7	NO
5	5 13C9-PFNA	1800324-04 OF-FB23-0218 0.11692	1.28e4	124.5	NO
6	6 13C4-PFOS	1800324-04 OF-FB23-0218 0.11692	3.36e3	106.4	NO
7	7 13C6-PFDA	1800324-04 OF-FB23-0218 0.11692	1.46e4	107.9	NO
8	8 13C7-PFUDa	1800324-04 OF-FB23-0218 0.11692	1.65e4	121.1	NO

Dataset: Untitled

Last Altered: Monday, March 05, 2018 12:20:57 Pacific Standard Time

Printed: Monday, March 05, 2018 12:21:13 Pacific Standard Time

**Name: 180301M1\_71, Date: 02-Mar-2018, Time: 14:03:36, ID: 1800324-05 OF-RW28-0218 0.11227, Description: OF-RW28-0218**

	# Name	ID	Area	%Rec	Area Out
1	1 13C4-PFBA	1800324-05 OF-RW28-0218 0.11227	8.73e3	125.9	NO
2	2 13C5-PFHxA	1800324-05 OF-RW28-0218 0.11227	1.15e4	96.3	NO
3	3 13C3-PFHxS	1800324-05 OF-RW28-0218 0.11227	3.42e3	107.5	NO
4	4 13C8-PFOA	1800324-05 OF-RW28-0218 0.11227	9.99e3	87.8	NO
5	5 13C9-PFNA	1800324-05 OF-RW28-0218 0.11227	1.23e4	119.7	NO
6	6 13C4-PFOS	1800324-05 OF-RW28-0218 0.11227	3.79e3	120.1	NO
7	7 13C6-PFDA	1800324-05 OF-RW28-0218 0.11227	1.13e4	83.8	NO
8	8 13C7-PFUDa	1800324-05 OF-RW28-0218 0.11227	1.60e4	117.0	NO

**Name: 180301M1\_72, Date: 02-Mar-2018, Time: 14:15:06, ID: 1800324-06 OF-FB28-0218 0.11581, Description: OF-FB28-0218**

	# Name	ID	Area	%Rec	Area Out
1	1 13C4-PFBA	1800324-06 OF-FB28-0218 0.11581	7.87e3	113.5	NO
2	2 13C5-PFHxA	1800324-06 OF-FB28-0218 0.11581	9.60e3	80.4	NO
3	3 13C3-PFHxS	1800324-06 OF-FB28-0218 0.11581	3.12e3	98.1	NO
4	4 13C8-PFOA	1800324-06 OF-FB28-0218 0.11581	9.99e3	87.8	NO
5	5 13C9-PFNA	1800324-06 OF-FB28-0218 0.11581	1.09e4	105.8	NO
6	6 13C4-PFOS	1800324-06 OF-FB28-0218 0.11581	3.30e3	104.4	NO
7	7 13C6-PFDA	1800324-06 OF-FB28-0218 0.11581	1.16e4	85.7	NO
8	8 13C7-PFUDa	1800324-06 OF-FB28-0218 0.11581	1.38e4	101.0	NO

**Name: 180301M1\_73, Date: 02-Mar-2018, Time: 14:26:32, ID: 1800324-07 OF-RW60-0218 0.11223, Description: OF-RW60-0218**

	# Name	ID	Area	%Rec	Area Out
1	1 13C4-PFBA	1800324-07 OF-RW60-0218 0.11223	3.53e3	51.0	NO
2	2 13C5-PFHxA	1800324-07 OF-RW60-0218 0.11223	4.97e3	41.6	YES
3	3 13C3-PFHxS	1800324-07 OF-RW60-0218 0.11223	2.90e3	91.2	NO
4	4 13C8-PFOA	1800324-07 OF-RW60-0218 0.11223	5.82e3	51.2	NO
5	5 13C9-PFNA	1800324-07 OF-RW60-0218 0.11223	7.29e3	70.9	NO
6	6 13C4-PFOS	1800324-07 OF-RW60-0218 0.11223	2.80e3	88.5	NO
7	7 13C6-PFDA	1800324-07 OF-RW60-0218 0.11223	7.30e3	54.1	NO
8	8 13C7-PFUDa	1800324-07 OF-RW60-0218 0.11223	1.01e4	73.7	NO

**Name: 180301M1\_74, Date: 02-Mar-2018, Time: 14:38:02, ID: 1800324-08 OF-RW60P-0218 0.11541, Description: OF-RW60P-0218**

	# Name	ID	Area	%Rec	Area Out
1	1 13C4-PFBA	1800324-08 OF-RW60P-0218 0.11541	7.17e3	103.4	NO
2	2 13C5-PFHxA	1800324-08 OF-RW60P-0218 0.11541	9.27e3	77.6	NO
3	3 13C3-PFHxS	1800324-08 OF-RW60P-0218 0.11541	2.92e3	91.7	NO
4	4 13C8-PFOA	1800324-08 OF-RW60P-0218 0.11541	8.75e3	76.9	NO
5	5 13C9-PFNA	1800324-08 OF-RW60P-0218 0.11541	9.34e3	90.8	NO
6	6 13C4-PFOS	1800324-08 OF-RW60P-0218 0.11541	3.21e3	101.6	NO
7	7 13C6-PFDA	1800324-08 OF-RW60P-0218 0.11541	1.03e4	76.0	NO
8	8 13C7-PFUDa	1800324-08 OF-RW60P-0218 0.11541	1.30e4	95.3	NO

Dataset: Untitled

Last Altered: Monday, March 05, 2018 12:20:57 Pacific Standard Time

Printed: Monday, March 05, 2018 12:21:13 Pacific Standard Time

**Name: 180301M1\_75, Date: 02-Mar-2018, Time: 14:49:29, ID: 1800324-09 OF-FB60-0218 0.11817, Description: OF-FB60-0218**

	# Name	ID	Area	%Rec	Area Out
1	1 13C4-PFBA	1800324-09 OF-FB60-0218 0.11817	7.98e3	115.0	NO
2	2 13C5-PFHxA	1800324-09 OF-FB60-0218 0.11817	1.03e4	86.1	NO
3	3 13C3-PFHxS	1800324-09 OF-FB60-0218 0.11817	2.77e3	87.2	NO
4	4 13C8-PFOA	1800324-09 OF-FB60-0218 0.11817	9.55e3	84.0	NO
5	5 13C9-PFNA	1800324-09 OF-FB60-0218 0.11817	9.59e3	93.3	NO
6	6 13C4-PFOS	1800324-09 OF-FB60-0218 0.11817	3.28e3	103.9	NO
7	7 13C6-PFDA	1800324-09 OF-FB60-0218 0.11817	1.03e4	76.6	NO
8	8 13C7-PFUdA	1800324-09 OF-FB60-0218 0.11817	1.60e4	117.1	NO

**Name: 180301M1\_76, Date: 02-Mar-2018, Time: 15:00:58, ID: 1800324-10 OF-RW42C-0218 0.11358, Description: OF-RW42C-0218**

	# Name	ID	Area	%Rec	Area Out
1	1 13C4-PFBA	1800324-10 OF-RW42C-0218 0.11358	4.83e3	69.6	NO
2	2 13C5-PFHxA	1800324-10 OF-RW42C-0218 0.11358	7.62e3	63.9	NO
3	3 13C3-PFHxS	1800324-10 OF-RW42C-0218 0.11358	2.75e3	86.4	NO
4	4 13C8-PFOA	1800324-10 OF-RW42C-0218 0.11358	8.16e3	71.7	NO
5	5 13C9-PFNA	1800324-10 OF-RW42C-0218 0.11358	9.50e3	92.4	NO
6	6 13C4-PFOS	1800324-10 OF-RW42C-0218 0.11358	3.01e3	95.1	NO
7	7 13C6-PFDA	1800324-10 OF-RW42C-0218 0.11358	9.27e3	68.7	NO
8	8 13C7-PFUdA	1800324-10 OF-RW42C-0218 0.11358	9.63e3	70.5	NO

**Name: 180301M1\_77, Date: 02-Mar-2018, Time: 15:12:27, ID: B8B0068-BS1 OPR 0.25, Description: OPR**

	# Name	ID	Area	%Rec	Area Out
1	1 13C4-PFBA	B8B0068-BS1 OPR 0.25	7.74e3	111.6	NO
2	2 13C5-PFHxA	B8B0068-BS1 OPR 0.25	9.95e3	83.4	NO
3	3 13C3-PFHxS	B8B0068-BS1 OPR 0.25	2.40e3	75.5	NO
4	4 13C8-PFOA	B8B0068-BS1 OPR 0.25	9.34e3	82.1	NO
5	5 13C9-PFNA	B8B0068-BS1 OPR 0.25	8.64e3	84.1	NO
6	6 13C4-PFOS	B8B0068-BS1 OPR 0.25	2.45e3	77.5	NO
7	7 13C6-PFDA	B8B0068-BS1 OPR 0.25	1.01e4	74.8	NO
8	8 13C7-PFUdA	B8B0068-BS1 OPR 0.25	1.26e4	92.1	NO

**Name: 180301M1\_78, Date: 02-Mar-2018, Time: 15:23:58, ID: B8B0068-BLK1 Method Blank 0.25, Description: Method Blank**

	# Name	ID	Area	%Rec	Area Out
1	1 13C4-PFBA	B8B0068-BLK1 Method Blank 0.25	7.54e3	108.7	NO
2	2 13C5-PFHxA	B8B0068-BLK1 Method Blank 0.25	9.27e3	77.6	NO
3	3 13C3-PFHxS	B8B0068-BLK1 Method Blank 0.25	2.48e3	78.0	NO
4	4 13C8-PFOA	B8B0068-BLK1 Method Blank 0.25	7.39e3	65.0	NO
5	5 13C9-PFNA	B8B0068-BLK1 Method Blank 0.25	9.82e3	95.6	NO
6	6 13C4-PFOS	B8B0068-BLK1 Method Blank 0.25	2.22e3	70.1	NO
7	7 13C6-PFDA	B8B0068-BLK1 Method Blank 0.25	1.03e4	76.3	NO
8	8 13C7-PFUdA	B8B0068-BLK1 Method Blank 0.25	1.27e4	92.9	NO

Dataset: Untitled

Last Altered: Monday, March 05, 2018 12:20:57 Pacific Standard Time

Printed: Monday, March 05, 2018 12:21:13 Pacific Standard Time

**Name: 180301M1\_79, Date: 02-Mar-2018, Time: 15:35:24, ID: 1800272-01 MtBE\_7256 0.26427, Description: MtBE\_7256**

	# Name	ID	Area	%Rec	Area Out
1	1 13C4-PFBA	1800272-01 MtBE_7256 0.26427	7.08e3	102.1	NO
2	2 13C5-PFHxA	1800272-01 MtBE_7256 0.26427	8.98e3	75.2	NO
3	3 13C3-PFHxS	1800272-01 MtBE_7256 0.26427	2.39e3	75.2	NO
4	4 13C8-PFOA	1800272-01 MtBE_7256 0.26427	7.52e3	66.1	NO
5	5 13C9-PFNA	1800272-01 MtBE_7256 0.26427	8.62e3	83.9	NO
6	6 13C4-PFOS	1800272-01 MtBE_7256 0.26427	2.61e3	82.5	NO
7	7 13C6-PFDA	1800272-01 MtBE_7256 0.26427	8.96e3	66.4	NO
8	8 13C7-PFUDa	1800272-01 MtBE_7256 0.26427	1.07e4	78.2	NO

**Name: 180301M1\_80, Date: 02-Mar-2018, Time: 15:46:54, ID: 1800286-01 GW2125180205RAP 0.25961, Description: GW2125180205RAP**

	# Name	ID	Area	%Rec	Area Out
1	1 13C4-PFBA	1800286-01 GW2125180205RAP 0.259...	7.17e3	103.4	NO
2	2 13C5-PFHxA	1800286-01 GW2125180205RAP 0.259...	9.71e3	81.4	NO
3	3 13C3-PFHxS	1800286-01 GW2125180205RAP 0.259...	2.39e3	75.2	NO
4	4 13C8-PFOA	1800286-01 GW2125180205RAP 0.259...	7.17e3	63.0	NO
5	5 13C9-PFNA	1800286-01 GW2125180205RAP 0.259...	9.02e3	87.8	NO
6	6 13C4-PFOS	1800286-01 GW2125180205RAP 0.259...	2.51e3	79.4	NO
7	7 13C6-PFDA	1800286-01 GW2125180205RAP 0.259...	1.03e4	76.1	NO
8	8 13C7-PFUDa	1800286-01 GW2125180205RAP 0.259...	9.96e3	73.0	NO

**Name: 180301M1\_81, Date: 02-Mar-2018, Time: 15:58:21, ID: 1800286-02 GW3135180206RAP 0.25631, Description: GW3135180206RAP**

	# Name	ID	Area	%Rec	Area Out
1	1 13C4-PFBA	1800286-02 GW3135180206RAP 0.256...	6.45e3	93.1	NO
2	2 13C5-PFHxA	1800286-02 GW3135180206RAP 0.256...	7.65e3	64.0	NO
3	3 13C3-PFHxS	1800286-02 GW3135180206RAP 0.256...	2.06e3	64.7	NO
4	4 13C8-PFOA	1800286-02 GW3135180206RAP 0.256...	6.66e3	58.5	NO
5	5 13C9-PFNA	1800286-02 GW3135180206RAP 0.256...	7.45e3	72.5	NO
6	6 13C4-PFOS	1800286-02 GW3135180206RAP 0.256...	2.48e3	78.5	NO
7	7 13C6-PFDA	1800286-02 GW3135180206RAP 0.256...	9.60e3	71.1	NO
8	8 13C7-PFUDa	1800286-02 GW3135180206RAP 0.256...	1.11e4	81.4	NO

**Name: 180301M1\_82, Date: 02-Mar-2018, Time: 16:09:50, ID: 1800286-03 GW4044180206RAP 0.25699, Description: GW4044180206RAP**

	# Name	ID	Area	%Rec	Area Out
1	1 13C4-PFBA	1800286-03 GW4044180206RAP 0.256...	6.59e3	95.0	NO
2	2 13C5-PFHxA	1800286-03 GW4044180206RAP 0.256...	8.13e3	68.1	NO
3	3 13C3-PFHxS	1800286-03 GW4044180206RAP 0.256...	2.11e3	66.4	NO
4	4 13C8-PFOA	1800286-03 GW4044180206RAP 0.256...	6.89e3	60.5	NO
5	5 13C9-PFNA	1800286-03 GW4044180206RAP 0.256...	7.88e3	76.6	NO
6	6 13C4-PFOS	1800286-03 GW4044180206RAP 0.256...	2.13e3	67.4	NO
7	7 13C6-PFDA	1800286-03 GW4044180206RAP 0.256...	7.78e3	57.6	NO
8	8 13C7-PFUDa	1800286-03 GW4044180206RAP 0.256...	9.42e3	69.1	NO

Dataset: Untitled

Last Altered: Monday, March 05, 2018 12:20:57 Pacific Standard Time  
Printed: Monday, March 05, 2018 12:21:13 Pacific Standard Time

**Name: 180301M1\_83, Date: 02-Mar-2018, Time: 16:21:19, ID: 1800286-04 GW5054180206RAP 0.26906, Description: GW5054180206RAP**

	# Name	ID	Area	%Rec	Area Out
1	1 13C4-PFBA	1800286-04 GW5054180206RAP 0.269...	6.91e3	99.7	NO
2	2 13C5-PFHxA	1800286-04 GW5054180206RAP 0.269...	8.40e3	70.4	NO
3	3 13C3-PFHxS	1800286-04 GW5054180206RAP 0.269...	2.15e3	67.5	NO
4	4 13C8-PFOA	1800286-04 GW5054180206RAP 0.269...	6.66e3	58.5	NO
5	5 13C9-PFNA	1800286-04 GW5054180206RAP 0.269...	7.63e3	74.3	NO
6	6 13C4-PFOS	1800286-04 GW5054180206RAP 0.269...	2.15e3	68.1	NO
7	7 13C6-PFDA	1800286-04 GW5054180206RAP 0.269...	8.48e3	62.8	NO
8	8 13C7-PFUDa	1800286-04 GW5054180206RAP 0.269...	9.33e3	68.4	NO

**Name: 180301M1\_84, Date: 02-Mar-2018, Time: 16:32:46, ID: 1800286-05 GW5963180207RAP 0.26219, Description: GW5963180207RAP**

	# Name	ID	Area	%Rec	Area Out
1	1 13C4-PFBA	1800286-05 GW5963180207RAP 0.262...	6.78e3	97.7	NO
2	2 13C5-PFHxA	1800286-05 GW5963180207RAP 0.262...	7.75e3	64.9	NO
3	3 13C3-PFHxS	1800286-05 GW5963180207RAP 0.262...	2.12e3	66.7	NO
4	4 13C8-PFOA	1800286-05 GW5963180207RAP 0.262...	7.75e3	68.1	NO
5	5 13C9-PFNA	1800286-05 GW5963180207RAP 0.262...	8.50e3	82.7	NO
6	6 13C4-PFOS	1800286-05 GW5963180207RAP 0.262...	2.38e3	75.4	NO
7	7 13C6-PFDA	1800286-05 GW5963180207RAP 0.262...	8.43e3	62.5	NO
8	8 13C7-PFUDa	1800286-05 GW5963180207RAP 0.262...	1.04e4	76.1	NO

**Name: 180301M1\_85, Date: 02-Mar-2018, Time: 16:44:16, ID: IPA, Description: IPA**

	# Name	ID	Area	%Rec	Area Out
1	1 13C4-PFBA	IPA			NO
2	2 13C5-PFHxA	IPA			NO
3	3 13C3-PFHxS	IPA			NO
4	4 13C8-PFOA	IPA			NO
5	5 13C9-PFNA	IPA			NO
6	6 13C4-PFOS	IPA			NO
7	7 13C6-PFDA	IPA			NO
8	8 13C7-PFUDa	IPA			NO

**Name: 180301M1\_86, Date: 02-Mar-2018, Time: 16:55:46, ID: ST180301M1-14 PFC CS3 18B2317, Description: PFC CS3 18B2317**

	# Name	ID	Area	%Rec	Area Out
1	1 13C4-PFBA	ST180301M1-14 PFC CS3 18B2317	7.93e3	114.4	NO
2	2 13C5-PFHxA	ST180301M1-14 PFC CS3 18B2317	1.43e4	119.5	NO
3	3 13C3-PFHxS	ST180301M1-14 PFC CS3 18B2317	3.09e3	97.3	NO
4	4 13C8-PFOA	ST180301M1-14 PFC CS3 18B2317	1.12e4	98.6	NO
5	5 13C9-PFNA	ST180301M1-14 PFC CS3 18B2317	1.26e4	123.0	NO
6	6 13C4-PFOS	ST180301M1-14 PFC CS3 18B2317	2.88e3	91.3	NO
7	7 13C6-PFDA	ST180301M1-14 PFC CS3 18B2317	1.43e4	106.1	NO
8	8 13C7-PFUDa	ST180301M1-14 PFC CS3 18B2317	1.65e4	121.0	NO



Dataset: Untitled

Last Altered: Monday, March 05, 2018 12:20:57 Pacific Standard Time  
Printed: Monday, March 05, 2018 12:21:13 Pacific Standard Time

**Name: 180301M1\_87, Date: 02-Mar-2018, Time: 17:07:16, ID: IPA, Description: IPA**

	# Name	ID	Area	%Rec	Area Out
1	1 13C4-PFBA	IPA			NO
2	2 13C5-PFHxA	IPA			NO
3	3 13C3-PFHxS	IPA			NO
4	4 13C8-PFOA	IPA			NO
5	5 13C9-PFNA	IPA			NO
6	6 13C4-PFOS	IPA			NO
7	7 13C6-PFDA	IPA			NO
8	8 13C7-PFUDa	IPA			NO

**Name: 180301M1\_88, Date: 02-Mar-2018, Time: 17:18:45, ID: 1800286-06 GW2024180207RAP 0.25995, Description: GW2024180207RAP**

	# Name	ID	Area	%Rec	Area Out
1	1 13C4-PFBA	1800286-06 GW2024180207RAP 0.259...	6.66e3	96.1	NO
2	2 13C5-PFHxA	1800286-06 GW2024180207RAP 0.259...	7.52e3	63.0	NO
3	3 13C3-PFHxS	1800286-06 GW2024180207RAP 0.259...	1.98e3	62.3	NO
4	4 13C8-PFOA	1800286-06 GW2024180207RAP 0.259...	7.00e3	61.5	NO
5	5 13C9-PFNA	1800286-06 GW2024180207RAP 0.259...	8.44e3	82.1	NO
6	6 13C4-PFOS	1800286-06 GW2024180207RAP 0.259...	2.30e3	72.9	NO
7	7 13C6-PFDA	1800286-06 GW2024180207RAP 0.259...	7.91e3	58.6	NO
8	8 13C7-PFUDa	1800286-06 GW2024180207RAP 0.259...	9.37e3	68.7	NO

**Name: 180301M1\_89, Date: 02-Mar-2018, Time: 17:30:14, ID: 1800286-07 GW3034180207RAP 0.25817, Description: GW3034180207RAP**

	# Name	ID	Area	%Rec	Area Out
1	1 13C4-PFBA	1800286-07 GW3034180207RAP 0.258...	6.48e3	93.4	NO
2	2 13C5-PFHxA	1800286-07 GW3034180207RAP 0.258...	8.11e3	67.9	NO
3	3 13C3-PFHxS	1800286-07 GW3034180207RAP 0.258...	2.22e3	69.9	NO
4	4 13C8-PFOA	1800286-07 GW3034180207RAP 0.258...	6.57e3	57.8	NO
5	5 13C9-PFNA	1800286-07 GW3034180207RAP 0.258...	7.65e3	74.4	NO
6	6 13C4-PFOS	1800286-07 GW3034180207RAP 0.258...	2.19e3	69.1	NO
7	7 13C6-PFDA	1800286-07 GW3034180207RAP 0.258...	7.48e3	55.4	NO
8	8 13C7-PFUDa	1800286-07 GW3034180207RAP 0.258...	9.13e3	66.9	NO

**Name: 180301M1\_90, Date: 02-Mar-2018, Time: 17:41:43, ID: 1800286-08 GW4145180207RAP 0.26371, Description: GW4145180207RAP**

	# Name	ID	Area	%Rec	Area Out
1	1 13C4-PFBA	1800286-08 GW4145180207RAP 0.263...	7.09e3	102.2	NO
2	2 13C5-PFHxA	1800286-08 GW4145180207RAP 0.263...	8.43e3	70.6	NO
3	3 13C3-PFHxS	1800286-08 GW4145180207RAP 0.263...	2.16e3	67.8	NO
4	4 13C8-PFOA	1800286-08 GW4145180207RAP 0.263...	7.11e3	62.5	NO
5	5 13C9-PFNA	1800286-08 GW4145180207RAP 0.263...	7.44e3	72.3	NO
6	6 13C4-PFOS	1800286-08 GW4145180207RAP 0.263...	2.16e3	68.4	NO
7	7 13C6-PFDA	1800286-08 GW4145180207RAP 0.263...	7.36e3	54.6	NO
8	8 13C7-PFUDa	1800286-08 GW4145180207RAP 0.263...	1.01e4	74.1	NO

Dataset: Untitled

Last Altered: Monday, March 05, 2018 12:20:57 Pacific Standard Time  
Printed: Monday, March 05, 2018 12:21:13 Pacific Standard Time

**Name: 180301M1\_91, Date: 02-Mar-2018, Time: 17:53:13, ID: 1800286-09 GW5054180208RAP 0.26011, Description: GW5054180208RAP**

	# Name	ID	Area	%Rec	Area Out
1	1 13C4-PFBA	1800286-09 GW5054180208RAP 0.260...	6.61e3	95.3	NO
2	2 13C5-PFHxA	1800286-09 GW5054180208RAP 0.260...	8.18e3	68.5	NO
3	3 13C3-PFHxS	1800286-09 GW5054180208RAP 0.260...	2.38e3	74.9	NO
4	4 13C8-PFOA	1800286-09 GW5054180208RAP 0.260...	6.71e3	59.0	NO
5	5 13C9-PFNA	1800286-09 GW5054180208RAP 0.260...	7.68e3	74.7	NO
6	6 13C4-PFOS	1800286-09 GW5054180208RAP 0.260...	2.35e3	74.5	NO
7	7 13C6-PFDA	1800286-09 GW5054180208RAP 0.260...	6.62e3	49.1	YES
8	8 13C7-PFUDa	1800286-09 GW5054180208RAP 0.260...	8.26e3	60.6	NO

**Name: 180301M1\_92, Date: 02-Mar-2018, Time: 18:04:42, ID: 1800293-01 HS DW WELL 1-TAP 0.26085, Description: HS DW WELL 1-TAP**

	# Name	ID	Area	%Rec	Area Out
1	1 13C4-PFBA	1800293-01 HS DW WELL 1-TAP 0.260...	7.24e3	104.4	NO
2	2 13C5-PFHxA	1800293-01 HS DW WELL 1-TAP 0.260...	8.27e3	69.2	NO
3	3 13C3-PFHxS	1800293-01 HS DW WELL 1-TAP 0.260...	2.16e3	68.0	NO
4	4 13C8-PFOA	1800293-01 HS DW WELL 1-TAP 0.260...	7.68e3	67.5	NO
5	5 13C9-PFNA	1800293-01 HS DW WELL 1-TAP 0.260...	8.44e3	82.1	NO
6	6 13C4-PFOS	1800293-01 HS DW WELL 1-TAP 0.260...	2.39e3	75.7	NO
7	7 13C6-PFDA	1800293-01 HS DW WELL 1-TAP 0.260...	8.35e3	61.8	NO
8	8 13C7-PFUDa	1800293-01 HS DW WELL 1-TAP 0.260...	1.09e4	79.8	NO

**Name: 180301M1\_93, Date: 02-Mar-2018, Time: 18:16:12, ID: 1800293-02 FB1802071025AB 0.26261, Description: FB1802071025AB**

	# Name	ID	Area	%Rec	Area Out
1	1 13C4-PFBA	1800293-02 FB1802071025AB 0.26261	6.92e3	99.8	NO
2	2 13C5-PFHxA	1800293-02 FB1802071025AB 0.26261	8.28e3	69.3	NO
3	3 13C3-PFHxS	1800293-02 FB1802071025AB 0.26261	2.52e3	79.4	NO
4	4 13C8-PFOA	1800293-02 FB1802071025AB 0.26261	7.48e3	65.7	NO
5	5 13C9-PFNA	1800293-02 FB1802071025AB 0.26261	1.05e4	102.3	NO
6	6 13C4-PFOS	1800293-02 FB1802071025AB 0.26261	2.37e3	75.1	NO
7	7 13C6-PFDA	1800293-02 FB1802071025AB 0.26261	8.11e3	60.1	NO
8	8 13C7-PFUDa	1800293-02 FB1802071025AB 0.26261	1.02e4	74.7	NO

**Name: 180301M1\_94, Date: 02-Mar-2018, Time: 18:27:41, ID: 1800293-03 HS DW WELL 2-TAP 0.25552, Description: HS DW WELL 2-TAP**

	# Name	ID	Area	%Rec	Area Out
1	1 13C4-PFBA	1800293-03 HS DW WELL 2-TAP 0.255...	5.59e3	80.6	NO
2	2 13C5-PFHxA	1800293-03 HS DW WELL 2-TAP 0.255...	7.17e3	60.0	NO
3	3 13C3-PFHxS	1800293-03 HS DW WELL 2-TAP 0.255...	1.98e3	62.2	NO
4	4 13C8-PFOA	1800293-03 HS DW WELL 2-TAP 0.255...	6.30e3	55.3	NO
5	5 13C9-PFNA	1800293-03 HS DW WELL 2-TAP 0.255...	8.05e3	78.4	NO
6	6 13C4-PFOS	1800293-03 HS DW WELL 2-TAP 0.255...	2.23e3	70.5	NO
7	7 13C6-PFDA	1800293-03 HS DW WELL 2-TAP 0.255...	6.96e3	51.6	NO
8	8 13C7-PFUDa	1800293-03 HS DW WELL 2-TAP 0.255...	8.51e3	62.4	NO

Dataset: Untitled

Last Altered: Monday, March 05, 2018 12:20:57 Pacific Standard Time

Printed: Monday, March 05, 2018 12:21:13 Pacific Standard Time

**Name: 180301M1\_95, Date: 02-Mar-2018, Time: 18:39:11, ID: 1800293-04 HS DW WELL 1&2-TAP 0.26089, Description: HS DW WELL 1&2-TAP**

	# Name	ID	Area	%Rec	Area Out
1	1 13C4-PFBA	1800293-04 HS DW WELL 12-TAP 0.26...	7.04e3	101.5	NO
2	2 13C5-PFHxA	1800293-04 HS DW WELL 12-TAP 0.26...	8.61e3	72.1	NO
3	3 13C3-PFHxS	1800293-04 HS DW WELL 12-TAP 0.26...	2.36e3	74.3	NO
4	4 13C8-PFOA	1800293-04 HS DW WELL 12-TAP 0.26...	7.09e3	62.3	NO
5	5 13C9-PFNA	1800293-04 HS DW WELL 12-TAP 0.26...	8.45e3	82.3	NO
6	6 13C4-PFOS	1800293-04 HS DW WELL 12-TAP 0.26...	2.17e3	68.6	NO
7	7 13C6-PFDA	1800293-04 HS DW WELL 12-TAP 0.26...	9.73e3	72.1	NO
8	8 13C7-PFUDa	1800293-04 HS DW WELL 12-TAP 0.26...	1.01e4	74.1	NO

**Name: 180301M1\_96, Date: 02-Mar-2018, Time: 18:50:38, ID: 1800293-05 HS DW WELL 1&2-TAP-DUP 0.25274, Description: HS DW WELL 1&2-TAP-DUP**

	# Name	ID	Area	%Rec	Area Out
1	1 13C4-PFBA	1800293-05 HS DW WELL 12-TAP-DU...	7.65e3	110.3	NO
2	2 13C5-PFHxA	1800293-05 HS DW WELL 12-TAP-DU...	8.62e3	72.2	NO
3	3 13C3-PFHxS	1800293-05 HS DW WELL 12-TAP-DU...	2.36e3	74.2	NO
4	4 13C8-PFOA	1800293-05 HS DW WELL 12-TAP-DU...	7.69e3	67.6	NO
5	5 13C9-PFNA	1800293-05 HS DW WELL 12-TAP-DU...	7.61e3	74.0	NO
6	6 13C4-PFOS	1800293-05 HS DW WELL 12-TAP-DU...	2.52e3	79.9	NO
7	7 13C6-PFDA	1800293-05 HS DW WELL 12-TAP-DU...	8.75e3	64.8	NO
8	8 13C7-PFUDa	1800293-05 HS DW WELL 12-TAP-DU...	1.09e4	79.8	NO

**Name: 180301M1\_97, Date: 02-Mar-2018, Time: 19:02:05, ID: 1800293-06 HS BUS Garage Well-TAP 0.25645, Description: HS BUS Garage Well-TAP**

	# Name	ID	Area	%Rec	Area Out
1	1 13C4-PFBA	1800293-06 HS BUS Garage Well-TAP ...	7.79e3	112.3	NO
2	2 13C5-PFHxA	1800293-06 HS BUS Garage Well-TAP ...	9.26e3	77.6	NO
3	3 13C3-PFHxS	1800293-06 HS BUS Garage Well-TAP ...	2.33e3	73.3	NO
4	4 13C8-PFOA	1800293-06 HS BUS Garage Well-TAP ...	6.76e3	59.4	NO
5	5 13C9-PFNA	1800293-06 HS BUS Garage Well-TAP ...	7.96e3	77.4	NO
6	6 13C4-PFOS	1800293-06 HS BUS Garage Well-TAP ...	2.48e3	78.6	NO
7	7 13C6-PFDA	1800293-06 HS BUS Garage Well-TAP ...	1.08e4	79.9	NO
8	8 13C7-PFUDa	1800293-06 HS BUS Garage Well-TAP ...	1.02e4	74.8	NO

**Name: 180301M1\_98, Date: 02-Mar-2018, Time: 19:13:32, ID: 1800293-07 HS Maint. Barn Well-TAP 0.25599, Description: HS Maint. Barn Well-TAP**

	# Name	ID	Area	%Rec	Area Out
1	1 13C4-PFBA	1800293-07 HS Maint. Barn Well-TAP 0....	7.23e3	104.2	NO
2	2 13C5-PFHxA	1800293-07 HS Maint. Barn Well-TAP 0....	8.75e3	73.3	NO
3	3 13C3-PFHxS	1800293-07 HS Maint. Barn Well-TAP 0....	2.23e3	70.2	NO
4	4 13C8-PFOA	1800293-07 HS Maint. Barn Well-TAP 0....	7.13e3	62.7	NO
5	5 13C9-PFNA	1800293-07 HS Maint. Barn Well-TAP 0....	7.35e3	71.5	NO
6	6 13C4-PFOS	1800293-07 HS Maint. Barn Well-TAP 0....	2.30e3	72.6	NO
7	7 13C6-PFDA	1800293-07 HS Maint. Barn Well-TAP 0....	8.59e3	63.6	NO
8	8 13C7-PFUDa	1800293-07 HS Maint. Barn Well-TAP 0....	1.05e4	76.7	NO

Dataset: Untitled

Last Altered: Monday, March 05, 2018 12:20:57 Pacific Standard Time  
Printed: Monday, March 05, 2018 12:21:13 Pacific Standard Time

**Name: 180301M1\_99, Date: 02-Mar-2018, Time: 19:25:00, ID: IPA, Description: IPA**

	# Name	ID	Area	%Rec	Area Out
1	1 13C4-PFBA	IPA			NO
2	2 13C5-PFHxA	IPA			NO
3	3 13C3-PFHxS	IPA			NO
4	4 13C8-PFOA	IPA			NO
5	5 13C9-PFNA	IPA			NO
6	6 13C4-PFOS	IPA			NO
7	7 13C6-PFDA	IPA			NO
8	8 13C7-PFUdA	IPA			NO

**Name: 180301M1\_100, Date: 02-Mar-2018, Time: 19:36:30, ID: ST180301M1-15 PFC CS3 18B2317, Description: PFC CS3 18B2317**

	# Name	ID	Area	%Rec	Area Out
1	1 13C4-PFBA	ST180301M1-15 PFC CS3 18B2317	7.15e3	103.1	NO
2	2 13C5-PFHxA	ST180301M1-15 PFC CS3 18B2317	1.42e4	118.9	NO
3	3 13C3-PFHxS	ST180301M1-15 PFC CS3 18B2317	3.49e3	109.8	NO
4	4 13C8-PFOA	ST180301M1-15 PFC CS3 18B2317	1.21e4	106.6	NO
5	5 13C9-PFNA	ST180301M1-15 PFC CS3 18B2317	1.20e4	117.2	NO
6	6 13C4-PFOS	ST180301M1-15 PFC CS3 18B2317	3.03e3	96.0	NO
7	7 13C6-PFDA	ST180301M1-15 PFC CS3 18B2317	1.34e4	99.1	NO
8	8 13C7-PFUdA	ST180301M1-15 PFC CS3 18B2317	1.41e4	103.7	NO

**Name: 180301M1\_101, Date: 02-Mar-2018, Time: 19:47:56, ID: IPA, Description: IPA**

	# Name	ID	Area	%Rec	Area Out
1	1 13C4-PFBA	IPA			NO
2	2 13C5-PFHxA	IPA			NO
3	3 13C3-PFHxS	IPA			NO
4	4 13C8-PFOA	IPA	1.02e1	0.1	YES
5	5 13C9-PFNA	IPA			NO
6	6 13C4-PFOS	IPA			NO
7	7 13C6-PFDA	IPA			NO
8	8 13C7-PFUdA	IPA			NO

**Name: 180301M1\_102, Date: 02-Mar-2018, Time: 19:59:26, ID: 1800293-08 Elementary School Well-TAP 0.26141, Description: Elementary School Well-TAP**

	# Name	ID	Area	%Rec	Area Out
1	1 13C4-PFBA	1800293-08 Elementary School Well-TA...	7.09e3	102.3	NO
2	2 13C5-PFHxA	1800293-08 Elementary School Well-TA...	8.05e3	67.4	NO
3	3 13C3-PFHxS	1800293-08 Elementary School Well-TA...	1.87e3	58.7	NO
4	4 13C8-PFOA	1800293-08 Elementary School Well-TA...	7.68e3	67.5	NO
5	5 13C9-PFNA	1800293-08 Elementary School Well-TA...	8.59e3	83.6	NO
6	6 13C4-PFOS	1800293-08 Elementary School Well-TA...	2.18e3	69.1	NO
7	7 13C6-PFDA	1800293-08 Elementary School Well-TA...	8.23e3	61.0	NO
8	8 13C7-PFUdA	1800293-08 Elementary School Well-TA...	1.14e4	83.9	NO

Dataset: Untitled

Last Altered: Monday, March 05, 2018 12:20:57 Pacific Standard Time

Printed: Monday, March 05, 2018 12:21:13 Pacific Standard Time

**Name: 180301M1\_103, Date: 02-Mar-2018, Time: 20:10:55, ID: B8B0072-BS1 OPR 1, Description: OPR**

	# Name	ID	Area	%Rec	Area Out
1	1 13C4-PFBA	B8B0072-BS1 OPR 1	1.11e4	159.7	YES
2	2 13C5-PFHxA	B8B0072-BS1 OPR 1	1.41e4	118.0	NO
3	3 13C3-PFHxS	B8B0072-BS1 OPR 1	3.42e3	107.6	NO
4	4 13C8-PFOA	B8B0072-BS1 OPR 1	1.34e4	118.0	NO
5	5 13C9-PFNA	B8B0072-BS1 OPR 1	1.15e4	111.8	NO
6	6 13C4-PFOS	B8B0072-BS1 OPR 1	4.05e3	128.2	NO
7	7 13C6-PFDA	B8B0072-BS1 OPR 1	1.41e4	104.7	NO
8	8 13C7-PFUDa	B8B0072-BS1 OPR 1	1.61e4	118.0	NO

**Name: 180301M1\_104, Date: 02-Mar-2018, Time: 20:22:16, ID: B8B0072-BLK1 Method Blank 1, Description: Method Blank**

	# Name	ID	Area	%Rec	Area Out
1	1 13C4-PFBA	B8B0072-BLK1 Method Blank 1	1.35e4	195.2	YES
2	2 13C5-PFHxA	B8B0072-BLK1 Method Blank 1	1.84e4	154.0	YES
3	3 13C3-PFHxS	B8B0072-BLK1 Method Blank 1	4.34e3	136.4	NO
4	4 13C8-PFOA	B8B0072-BLK1 Method Blank 1	1.51e4	133.0	NO
5	5 13C9-PFNA	B8B0072-BLK1 Method Blank 1	1.79e4	174.2	YES
6	6 13C4-PFOS	B8B0072-BLK1 Method Blank 1	4.39e3	138.8	NO
7	7 13C6-PFDA	B8B0072-BLK1 Method Blank 1	1.81e4	133.9	NO
8	8 13C7-PFUDa	B8B0072-BLK1 Method Blank 1	1.81e4	132.9	NO

**Name: 180301M1\_105, Date: 02-Mar-2018, Time: 20:33:43, ID: 1800205-01 PFAS in Soil, 462, Soil 101 1.04, Description: PFAS in Soil, 462, Soil 101**

	# Name	ID	Area	%Rec	Area Out
1	1 13C4-PFBA	1800205-01 PFAS in Soil, 462, Soil 101 ...	1.29e4	186.3	YES
2	2 13C5-PFHxA	1800205-01 PFAS in Soil, 462, Soil 101 ...	1.51e4	126.2	NO
3	3 13C3-PFHxS	1800205-01 PFAS in Soil, 462, Soil 101 ...	3.84e3	120.7	NO
4	4 13C8-PFOA	1800205-01 PFAS in Soil, 462, Soil 101 ...	1.30e4	114.4	NO
5	5 13C9-PFNA	1800205-01 PFAS in Soil, 462, Soil 101 ...	1.43e4	139.5	NO
6	6 13C4-PFOS	1800205-01 PFAS in Soil, 462, Soil 101 ...	3.72e3	117.7	NO
7	7 13C6-PFDA	1800205-01 PFAS in Soil, 462, Soil 101 ...	1.51e4	111.8	NO
8	8 13C7-PFUDa	1800205-01 PFAS in Soil, 462, Soil 101 ...	1.83e4	134.1	NO

**Name: 180301M1\_106, Date: 02-Mar-2018, Time: 20:45:10, ID: IPA, Description: IPA**

	# Name	ID	Area	%Rec	Area Out
1	1 13C4-PFBA	IPA			NO
2	2 13C5-PFHxA	IPA	7.28e0	0.1	YES
3	3 13C3-PFHxS	IPA			NO
4	4 13C8-PFOA	IPA			NO
5	5 13C9-PFNA	IPA			NO
6	6 13C4-PFOS	IPA			NO
7	7 13C6-PFDA	IPA			NO
8	8 13C7-PFUDa	IPA			NO

Dataset: Untitled

Last Altered: Monday, March 05, 2018 12:20:57 Pacific Standard Time

Printed: Monday, March 05, 2018 12:21:13 Pacific Standard Time

Name: 180301M1\_107, Date: 02-Mar-2018, Time: 20:56:40, ID: ST180301M1-16 PFC CS3 18B2317, Description: PFC CS3 18B2317

	# Name	ID	Area	%Rec	Area Out
1	1 13C4-PFBA	ST180301M1-16 PFC CS3 18B2317	8.31e3	119.8	NO
2	2 13C5-PFHxA	ST180301M1-16 PFC CS3 18B2317	1.51e4	126.4	NO
3	3 13C3-PFHxS	ST180301M1-16 PFC CS3 18B2317	3.51e3	110.3	NO
4	4 13C8-PFOA	ST180301M1-16 PFC CS3 18B2317	1.15e4	100.7	NO
5	5 13C9-PFNA	ST180301M1-16 PFC CS3 18B2317	1.33e4	129.5	NO
6	6 13C4-PFOS	ST180301M1-16 PFC CS3 18B2317	3.35e3	106.0	NO
7	7 13C6-PFDA	ST180301M1-16 PFC CS3 18B2317	1.34e4	98.9	NO
8	8 13C7-PFUdA	ST180301M1-16 PFC CS3 18B2317	1.65e4	120.6	NO

Dataset: Untitled

Last Altered: Saturday, March 03, 2018 05:33:33 Pacific Standard Time

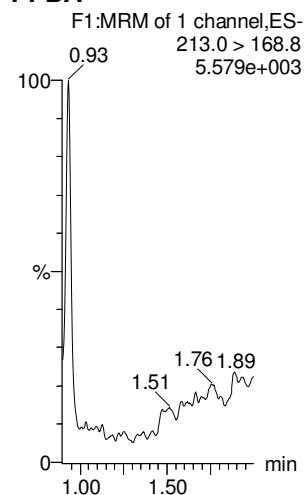
Printed: Saturday, March 03, 2018 05:33:41 Pacific Standard Time

Method: F:\Projects\PFAS.PRO\MethDB\PFAS\_FULL\_80C\_022718.mdb 28 Feb 2018 13:19:45

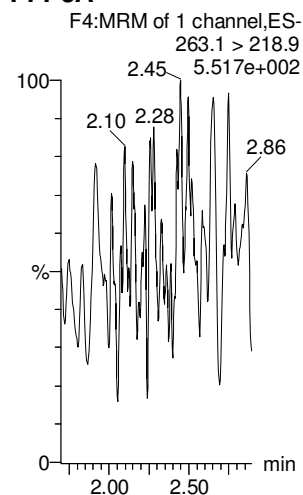
Calibration: F:\Projects\PFAS.PRO\CurveDB\C18\_VAL-PFAS\_Q4\_03-01-18-FULL.cdb 03 Mar 2018 05:24:54

Name: 180301M1\_12, Date: 02-Mar-2018, Time: 02:46:32, ID: IPA, Description: IPA

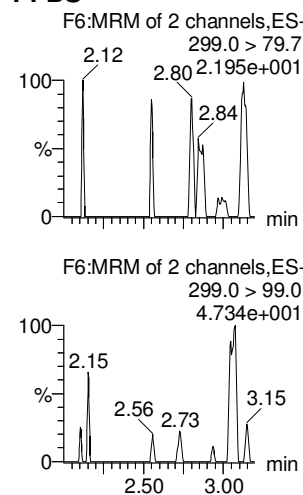
**PFBA**



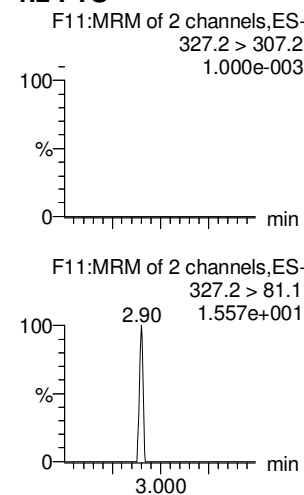
**PFPeA**



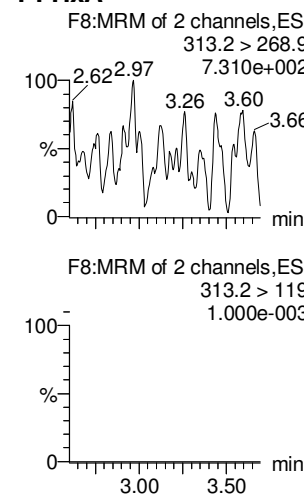
**PFBS**



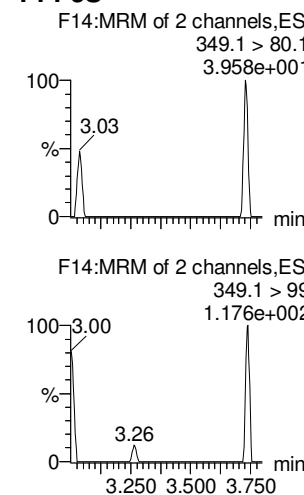
**4:2 FTS**



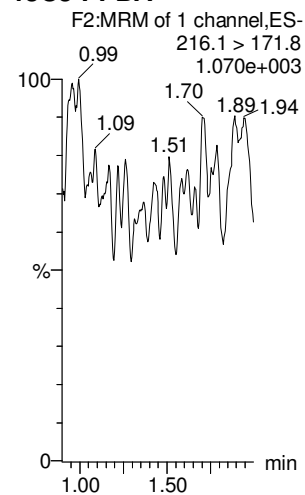
**PFHxA**



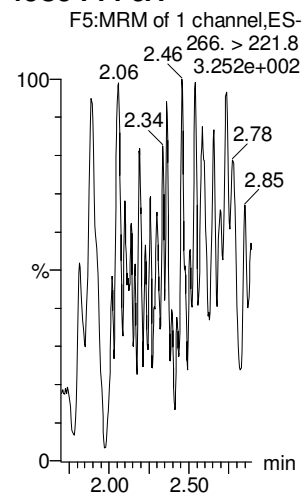
**PFPeS**



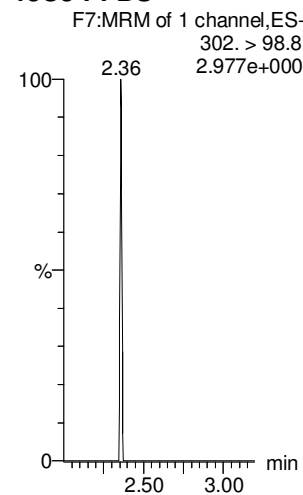
**13C3-PFBA**



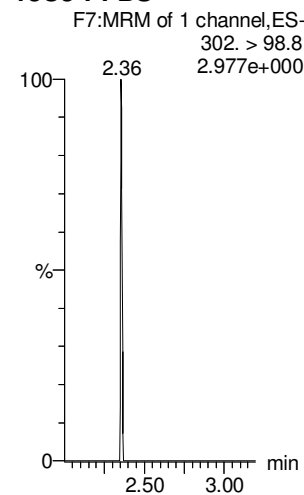
**13C3-PFPeA**



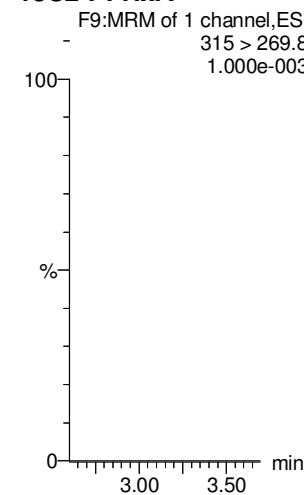
**13C3-PFBS**



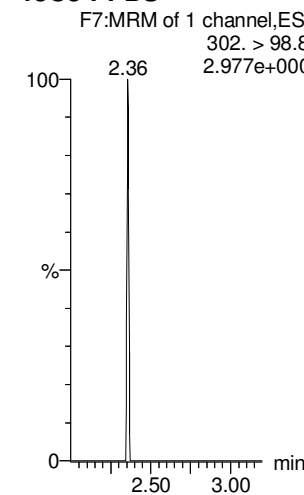
**13C3-PFBS**



**13C2-PFHxA**



**13C3-PFBS**



Dataset: Untitled

Last Altered: Saturday, March 03, 2018 05:33:33 Pacific Standard Time

Printed: Saturday, March 03, 2018 05:33:41 Pacific Standard Time

Name: 180301M1\_12, Date: 02-Mar-2018, Time: 02:46:32, ID: IPA, Description: IPA

**6:2 FTS**

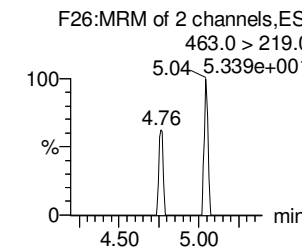
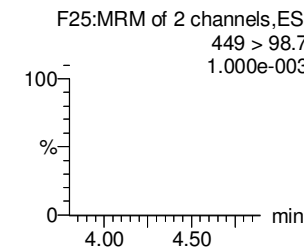
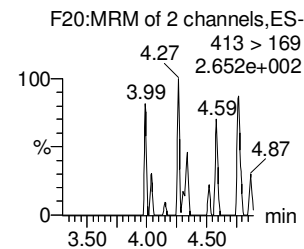
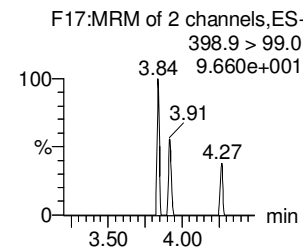
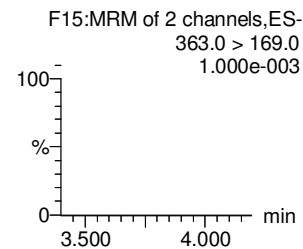
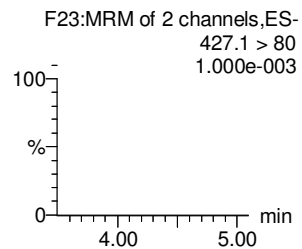
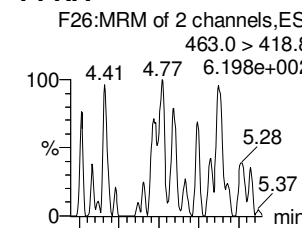
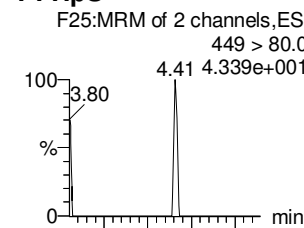
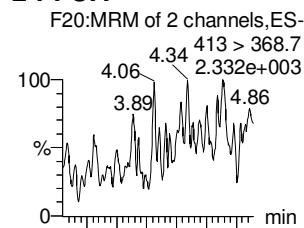
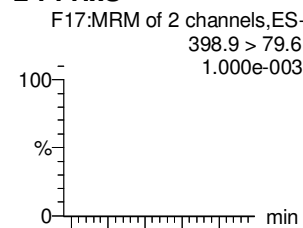
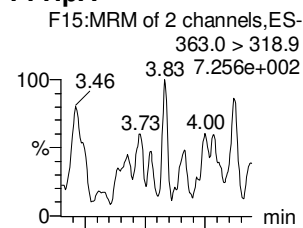
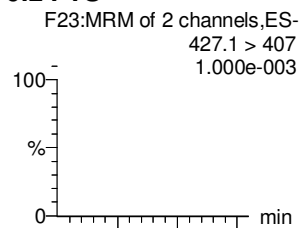
**PFHpA**

**L-PFHxS**

**L-PFOA**

**PFHpS**

**PFNA**



**18O2-PFHxS**

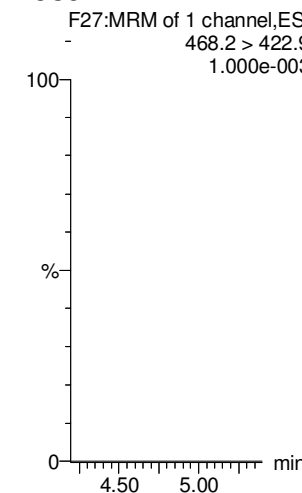
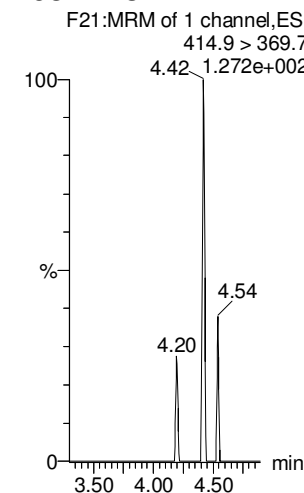
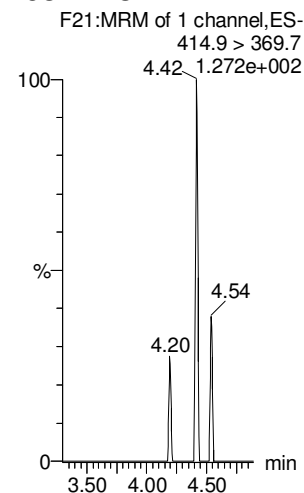
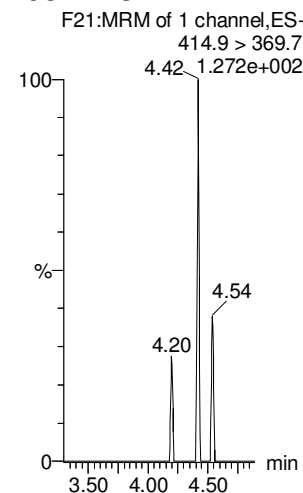
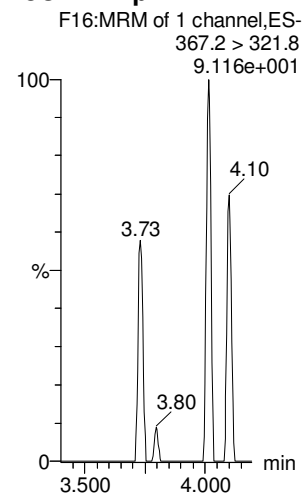
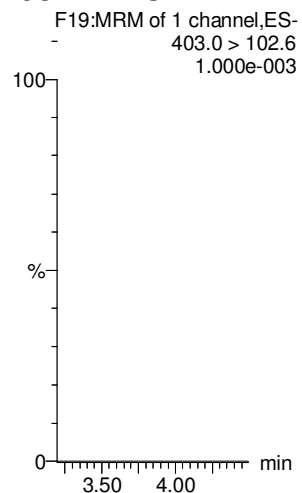
**13C4-PFHpa**

**13C2-PFOA**

**13C2-PFOA**

**13C2-PFOA**

**13C5-PFNA**





Dataset: Untitled


Last Altered: Saturday, March 03, 2018 05:33:33 Pacific Standard Time

Printed: Saturday, March 03, 2018 05:33:41 Pacific Standard Time

Name: 180301M1\_12, Date: 02-Mar-2018, Time: 02:46:32, ID: IPA, Description: IPA


**PFOSA**

F29:MRM of 4 channels,ES-  
498.1 > 77.8  
1.000e-003



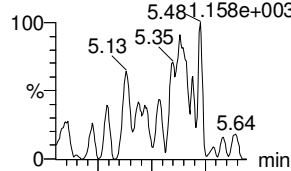
**L-PFOS**

F31:MRM of 2 channels,ES-  
499 > 79.9  
1.000e-003



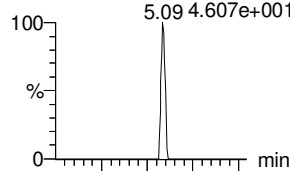
**PFDA**

F36:MRM of 2 channels,ES-  
513 > 468.8  
5.481,158e+003



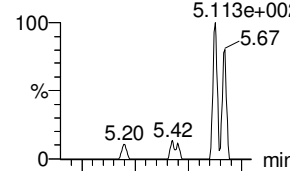
**8:2 FTS**

F41:MRM of 2 channels,ES-  
527 > 506.9  
5.09 4.607e+001



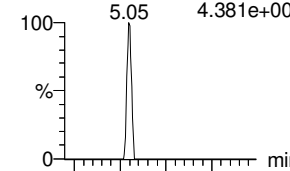
**PFNS**

F44:MRM of 2 channels,ES-  
549.1 > 80.1  
5.113e+002

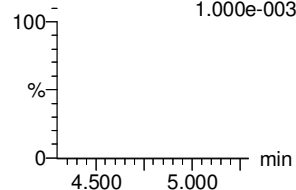


**N-MeFOSAA**

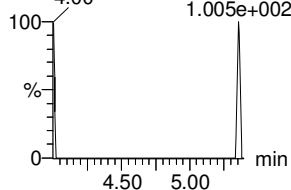
F47:MRM of 2 channels,ES-  
570.1 > 419  
4.381e+002



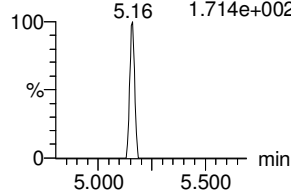
F29:MRM of 4 channels,ES-  
498.1 > 478  
1.000e-003



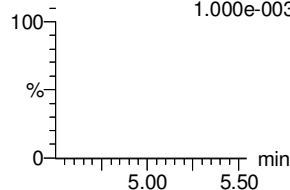
F31:MRM of 2 channels,ES-  
499 > 99  
1.005e+002



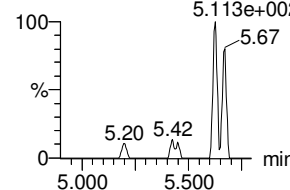
F36:MRM of 2 channels,ES-  
513 > 219  
1.714e+002



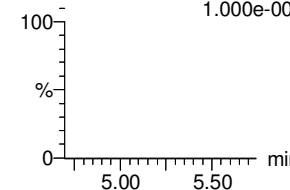
F41:MRM of 2 channels,ES-  
527 > 80  
1.000e-003



F44:MRM of 2 channels,ES-  
549.1 > 80.1  
5.113e+002

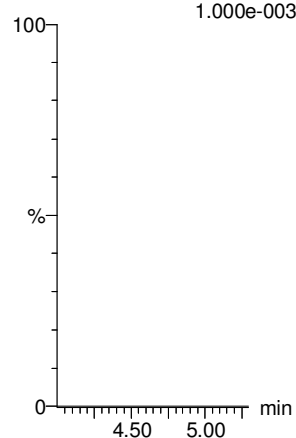


F47:MRM of 2 channels,ES-  
570.1 > 483.0  
1.000e-003



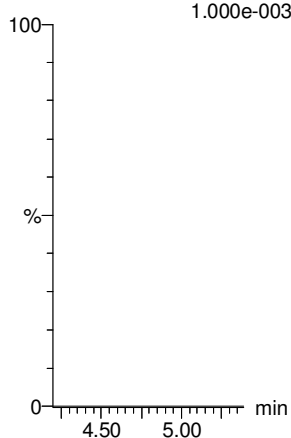
**13C8-PFOSA**

F33:MRM of 1 channel,ES-  
506.1 > 77.7  
1.000e-003



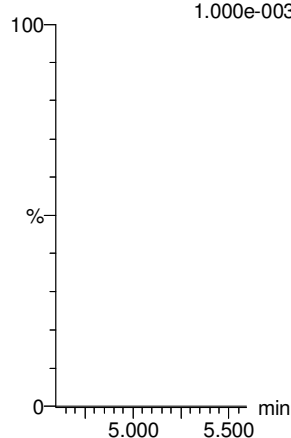
**13C8-PFOS**

F34:MRM of 1 channel,ES-  
507.0 > 79.9  
1.000e-003



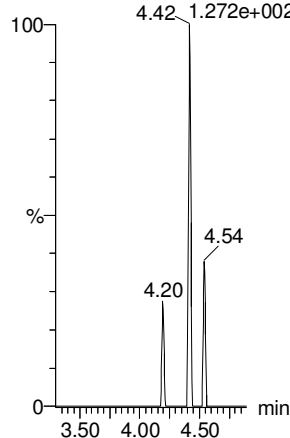
**13C2-PFDA**

F37:MRM of 1 channel,ES-  
515.1 > 469.9  
1.000e-003



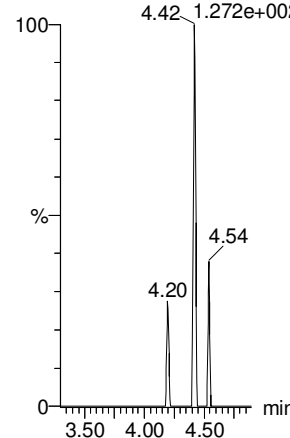
**13C2-PFOA**

F21:MRM of 1 channel,ES-  
414.9 > 369.7  
4.42 1.272e+002



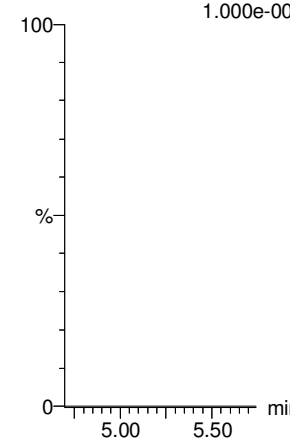
**13C2-PFOA**

F21:MRM of 1 channel,ES-  
414.9 > 369.7  
4.42 1.272e+002



**d3-N-MeFOSAA**

F49:MRM of 1 channel,ES-  
573.3 > 419  
1.000e-003



Dataset: Untitled

Last Altered: Saturday, March 03, 2018 05:33:33 Pacific Standard Time

Printed: Saturday, March 03, 2018 05:33:41 Pacific Standard Time

Name: 180301M1\_12, Date: 02-Mar-2018, Time: 02:46:32, ID: IPA, Description: IPA

**N-EtFOSAA**

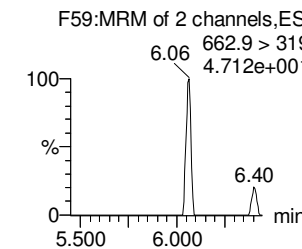
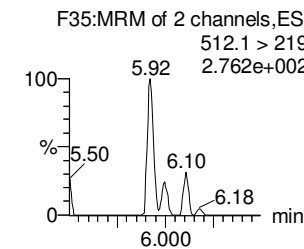
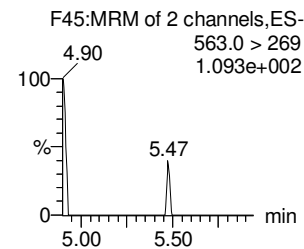
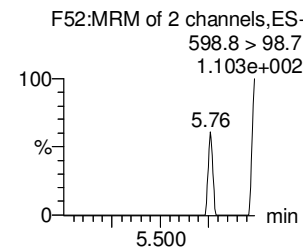
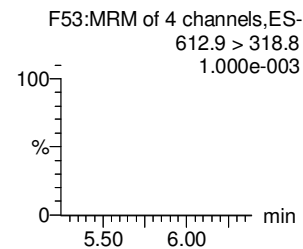
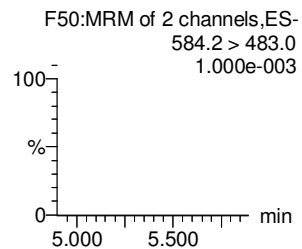
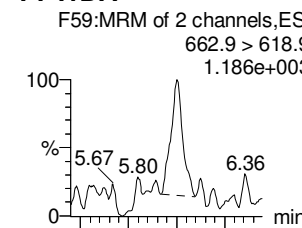
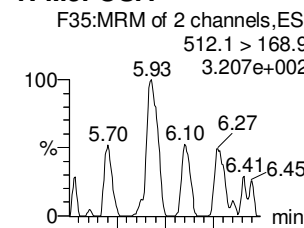
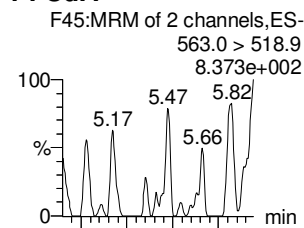
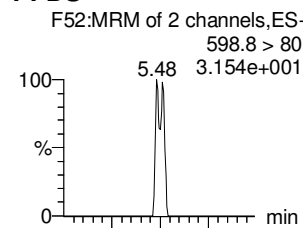
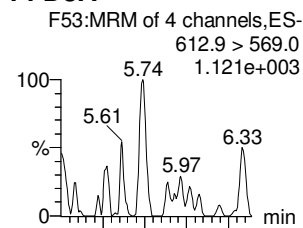
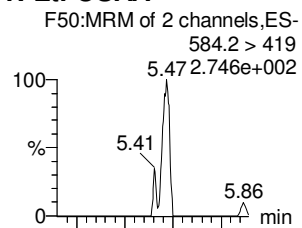
**PFDoA**

**PFDS**

**PFUdA**

**N-MeFOSA**

**PFTrDA**



**d5-N-EtFOSAA**

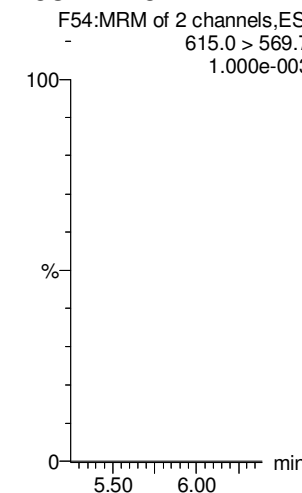
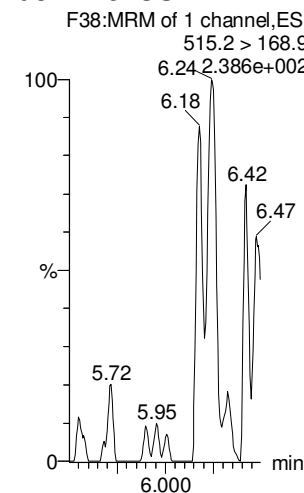
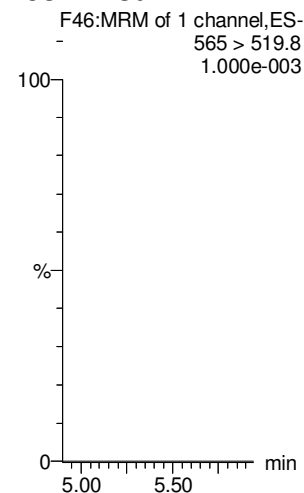
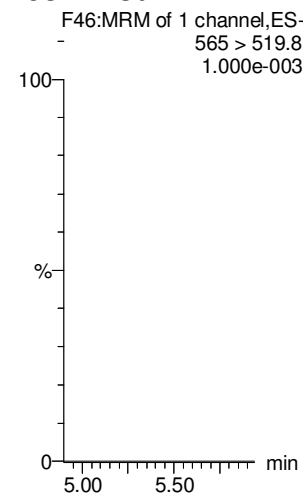
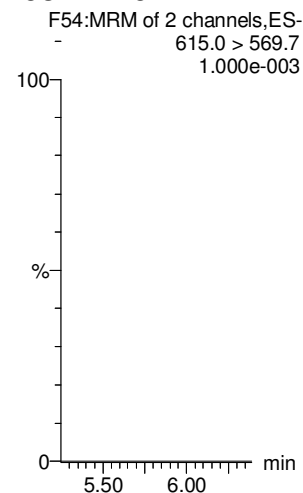
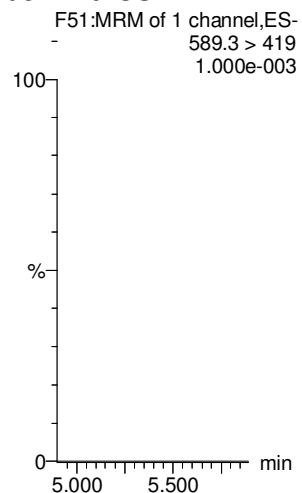
**13C2-PFDoA**

**13C2-PFUdA**

**13C2-PFUdA**

**d3-N-MeFOSA**

**13C2-PFDoA**



Dataset: Untitled

Last Altered: Saturday, March 03, 2018 05:33:33 Pacific Standard Time

Printed: Saturday, March 03, 2018 05:33:41 Pacific Standard Time

Name: 180301M1\_12, Date: 02-Mar-2018, Time: 02:46:32, ID: IPA, Description: IPA

**PFTeDA**

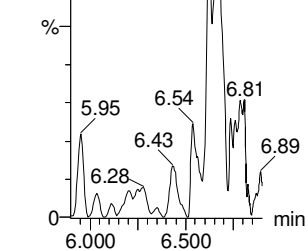
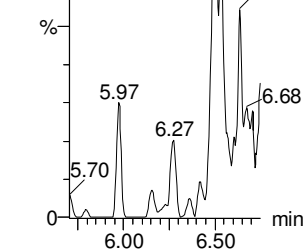
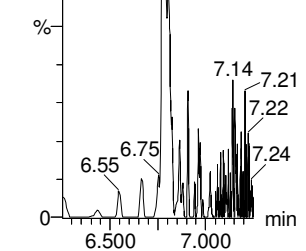
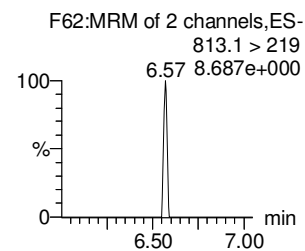
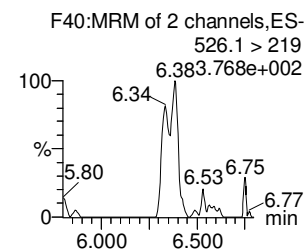
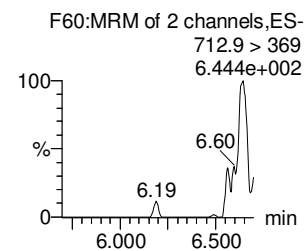
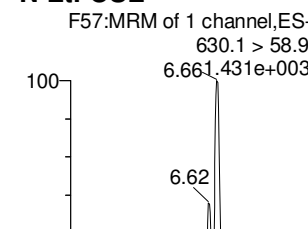
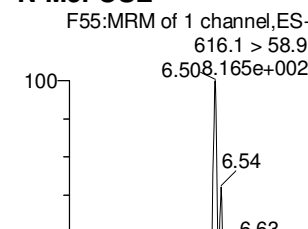
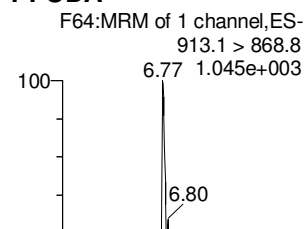
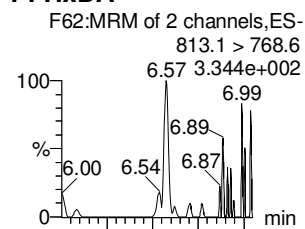
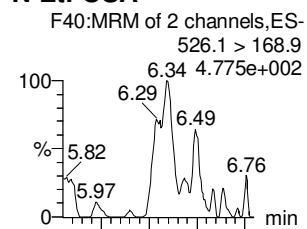
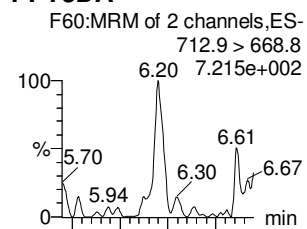
**N-EtFOSA**

**PFHxDA**

**PFODA**

**N-MeFOSE**

**N-EtFOSE**



**13C2-PFTeDA**

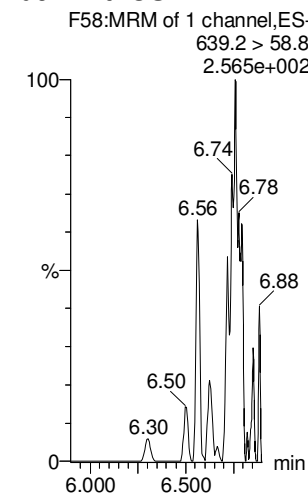
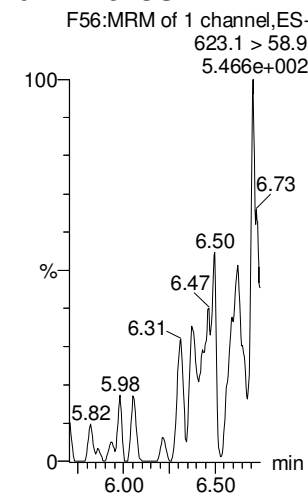
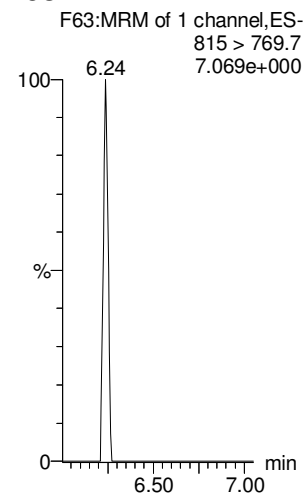
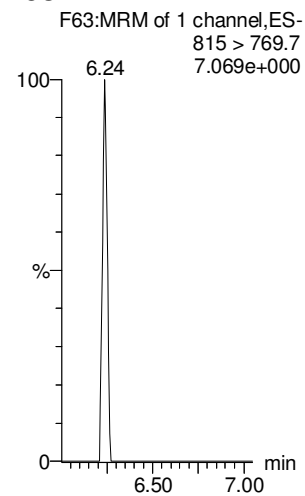
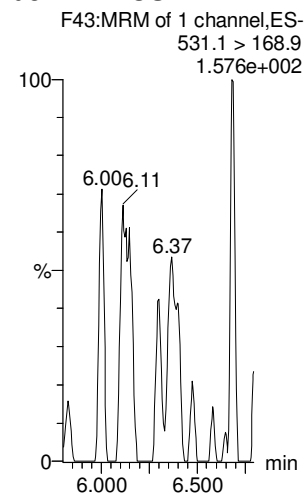
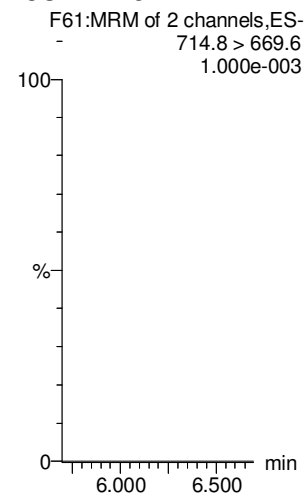
**d5-N-ETFOSA**

**13C2-PFHxDA**

**13C2-PFHxDA**

**d7-N-MeFOSE**

**d9-N-EtFOSE**



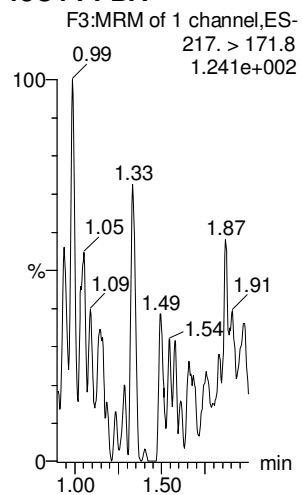
Dataset: Untitled

Last Altered: Saturday, March 03, 2018 05:33:33 Pacific Standard Time

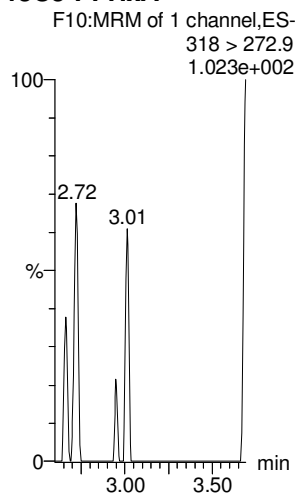
Printed: Saturday, March 03, 2018 05:33:41 Pacific Standard Time

Name: 180301M1\_12, Date: 02-Mar-2018, Time: 02:46:32, ID: IPA, Description: IPA

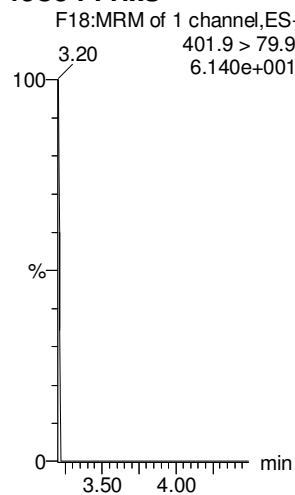
**13C4-PFBA**



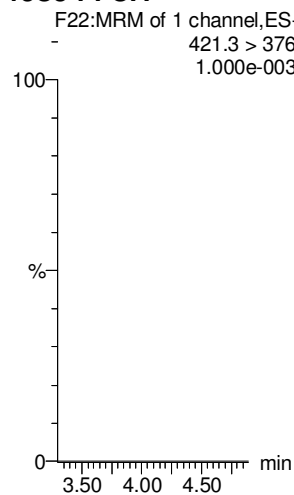
**13C5-PFHxA**



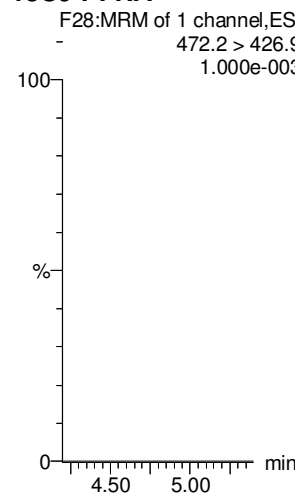
**13C3-PFHxS**



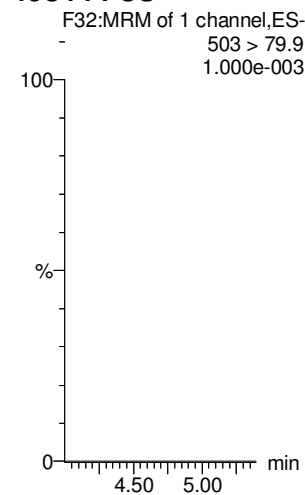
**13C8-PFOA**



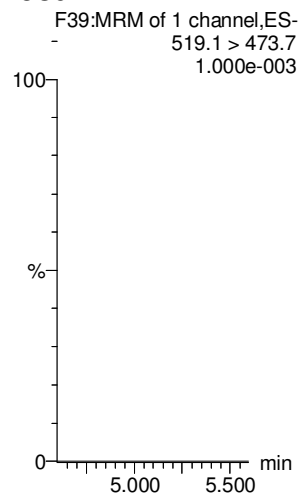
**13C9-PFNA**



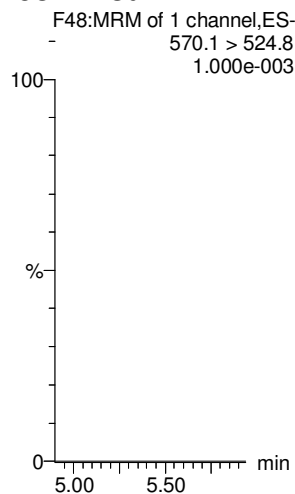
**13C4-PFOS**



**13C6-PFDA**



**13C7-PFUdA**



# LC Calibration Standards Review Checklist 04

Calibration ID:	IOM Ratio	Concentration	C-Cals Name	Sign Date	Correct I-Cal	Manual Integrations	
ST180301M1-11 LMH	<input checked="" type="checkbox"/>	<input checked="" type="checkbox"/>	<input checked="" type="checkbox"/>	<input checked="" type="checkbox"/>	<input checked="" type="checkbox"/>	<input checked="" type="checkbox"/>	<input checked="" type="checkbox"/>
-12 LMH	<input type="checkbox"/>	<input checked="" type="checkbox"/>	<input checked="" type="checkbox"/>	<input checked="" type="checkbox"/>	<input checked="" type="checkbox"/>	<input checked="" type="checkbox"/>	<input type="checkbox"/>
-13 LMH	<input type="checkbox"/>	<input checked="" type="checkbox"/>	<input checked="" type="checkbox"/>	<input checked="" type="checkbox"/>	<input checked="" type="checkbox"/>	<input checked="" type="checkbox"/>	<input type="checkbox"/>
-14 LMH	<input type="checkbox"/>	<input checked="" type="checkbox"/>	<input checked="" type="checkbox"/>	<input checked="" type="checkbox"/>	<input checked="" type="checkbox"/>	<input checked="" type="checkbox"/>	<input type="checkbox"/>
-15 LMH	<input type="checkbox"/>	<input checked="" type="checkbox"/>	<input checked="" type="checkbox"/>	<input checked="" type="checkbox"/>	<input checked="" type="checkbox"/>	<input checked="" type="checkbox"/>	<input type="checkbox"/>
-16 LMH	<input checked="" type="checkbox"/>	<input checked="" type="checkbox"/>	<input checked="" type="checkbox"/>	<input checked="" type="checkbox"/>	<input checked="" type="checkbox"/>	<input checked="" type="checkbox"/>	<input checked="" type="checkbox"/>
LMH	<input type="checkbox"/>	<input type="checkbox"/>	<input type="checkbox"/>	<input type="checkbox"/>	<input type="checkbox"/>	<input type="checkbox"/>	<input type="checkbox"/>
LMH	<input type="checkbox"/>	<input type="checkbox"/>	<input type="checkbox"/>	<input type="checkbox"/>	<input type="checkbox"/>	<input type="checkbox"/>	<input type="checkbox"/>
LMH	<input type="checkbox"/>	<input type="checkbox"/>	<input type="checkbox"/>	<input type="checkbox"/>	<input type="checkbox"/>	<input type="checkbox"/>	<input type="checkbox"/>
LMH	<input type="checkbox"/>	<input type="checkbox"/>	<input type="checkbox"/>	<input type="checkbox"/>	<input type="checkbox"/>	<input type="checkbox"/>	<input type="checkbox"/>

Full Mass Cal. Date: 12/27/17

- Run Log Present:
- # of Samples per Sequence Checked:
- Instrument Blank Saved
- IIS Area Saved
- Reviewed By: MJT 3/5/18  
Initials/Date

**Comments:**  
 (A) PFHXS < 70%, PFUSA > 130%.  
 (B) W2FIS > 130%.

Dataset: F:\Projects\PFAS.PRO\Results\180301M1\180301M1-35.qld

Last Altered: Monday, March 05, 2018 08:57:22 Pacific Standard Time

Printed: Monday, March 05, 2018 08:57:34 Pacific Standard Time

Method: F:\Projects\PFAS.PRO\MethDB\PFAS\_FULL\_80C\_022718.mdb 28 Feb 2018 13:19:45

Calibration: F:\Projects\PFAS.PRO\CurveDB\C18\_VAL-PFAS\_Q4\_03-01-18-FULL.cdb 05 Mar 2018 08:17:35

*MTT*  
*3/5/18*

Name: 180301M1\_35, Date: 02-Mar-2018, Time: 07:10:14, ID: ST180301M1-11 PFC CS3 18B2317, Description: PFC CS3 18B2317

#	Name	Trace	Area	IS Area	RRF	Pred.RT	RT	y Axis Resp.	Conc.	%Rec	Recovery	Out
1	1 PFBA	213.0 > 168.8	6.27e3	6.85e3		1.46	1.45	11.4	9.43	94.3		NO
2	2 PFPeA	263.1 > 218.9	1.01e4	1.29e4		2.31	2.42	9.82	9.76	97.6		NO
3	3 PFBS	299.0 > 79.7	2.41e3	1.67e3		2.60	2.69	18.1	10.1	100.8		NO
4	4 4:2 FTS	327.2>307.2	1.92e3	1.67e3		3.00	3.09	14.4	10.4	103.7		NO
5	5 PFHxA	313.2 > 268.9	1.25e4	3.97e3		3.19	3.18	15.8	10.2	102.5		NO
6	6 PFPeS	349.1>80.1	2.72e3	1.67e3		3.39	3.38	20.4	10.4	104.2		NO
7	7 PFHpA	363.0 > 318.9	9.59e3	9.38e3		3.81	3.80	12.8	9.36	93.6		NO
8	8 L-PFHxS	398.9 > 79.6	1.65e3	1.18e3		4.17	3.95	17.4	10.4	103.6		NO
9	10 6:2 FTS	427.1 > 407	2.27e3	1.61e4		4.28	4.27	1.76	9.66	96.6		NO
10	11 L-PFOA	413 > 368.7	1.23e4	1.61e4		4.40	4.32	9.57	9.81	98.1		NO
11	13 PFHpS	449 > 80.0	2.96e3	1.61e4		4.44	4.44	2.30	9.74	97.4		NO
12	14 PFNA	463.0 > 418.8	1.37e4	1.18e4		4.76	4.76	14.6	10.2	102.4		NO
13	15 PFOSA	498.1 > 77.8	2.73e3	3.53e3		4.83	4.83	9.69	9.09	90.9		NO
14	16 L-PFOS	499 > 79.9	2.95e3	3.63e3		4.90	4.84	10.2	9.17	91.7		NO
15	18 PFDA	513 > 468.8	1.26e4	1.39e4		5.14	5.14	11.4	7.69	76.9		NO
16	19 8:2 FTS	527 > 506.9	2.95e3	1.61e4		5.12	5.11	2.30	10.9	108.8		NO
17	20 PFNS	549.1>80.1	2.38e3	3.63e3		5.08	5.21	8.20	8.85	88.5		NO
18	21 N-MeFOSAA	570.1 > 419	7.24e3	5.24e3		5.29	5.29	17.3	11.7	116.9		NO
19	22 N-EtFOSAA	584.2 > 419	5.63e3	6.68e3		5.45	5.45	10.5	10.9	108.9		NO
20	23 PFuDA	563.0 > 518.9	1.17e4	1.52e4		5.46	5.47	9.64	9.14	91.4		NO
21	24 PFDS	598.8 > 80	3.18e3	1.52e4		5.51	5.51	2.61	9.27	92.7		NO
22	25 PFDoA	612.9 > 569.0	1.42e4	1.22e4		5.74	5.75	14.6	10.9	109.1		NO
23	26 N-MeFOSA	512.1 > 168.9	7.48e3	2.03e4		5.84	5.97	55.3	55.1	110.3		NO
24	27 PFTrDA	662.9 > 618.9	1.27e4	1.22e4		5.98	6.00	13.0	8.58	85.8		NO
25	28 PFTeDA	712.9 > 668.8	1.13e4	5.68e3		6.20	6.22	24.8	9.13	91.3		NO
26	29 N-EtFOSA	526.1 > 168.9	9.92e3	3.27e4		6.22	6.38	45.5	51.1	102.2		NO
27	30 PFHxDA	813.1 > 768.6	5.44e3	4.22e3		6.51	6.56	6.44	9.73	97.3		NO
28	31 PFOA	913.1 > 868.8	7.22e3	4.22e3		6.74	6.79	8.55	11.1	111.0		NO
29	32 N-MeFOSE	616.1 > 58.9	8.88e3	2.54e4		6.31	6.52	52.5	51.9	103.8		NO
30	33 N-EtFOSE	630.1 > 58.9	9.60e3	2.78e4		6.45	6.66	51.8	43.4	86.8		NO
31	34 13C3-PFBA	216.1 > 171.8	6.85e3	7.31e3	0.895	1.46	1.45	11.7	13.1	104.7		NO

*Am*  
*3/5/18*

Dataset: F:\Projects\PFAS.PRO\Results\180301M1\180301M1-35.qld

Last Altered: Monday, March 05, 2018 08:57:22 Pacific Standard Time

Printed: Monday, March 05, 2018 08:57:34 Pacific Standard Time

Name: 180301M1\_35, Date: 02-Mar-2018, Time: 07:10:14, ID: ST180301M1-11 PFC CS3 18B2317, Description: PFC CS3 18B2317

#	Name	Trace	Area	IS Area	RRF	Pred.RT	RT	y Axis Resp.	Conc.	%Rec	Recovery	Out
32	35	13C3-PFPeA	266. > 221.8	1.29e4	1.43e4	0.983	2.42	2.42	11.2	11.4	91.2	NO
33	36	13C3-PFBS	302. > 98.8	1.67e3	1.43e4	0.125	2.69	2.69	1.45	11.6	93.0	NO
34	37	13C2-PFHxA	315 > 269.8	3.97e3	1.43e4	0.722	3.19	3.18	3.46	4.79	95.7	NO
35	38	13C4-PFHpA	367.2 > 321.8	9.38e3	1.43e4	0.687	3.81	3.80	8.17	11.9	95.2	NO
36	39	18O2-PFHxS	403.0 > 102.6	1.18e3	3.02e3	0.367	3.96	3.95	4.89	13.3	106.5	NO
37	40	13C2-PFOA	414.9 > 369.7	1.61e4	1.06e4	1.260	4.33	4.33	19.0	15.0	120.3	NO
38	41	13C5-PFNA	468.2 > 422.9	1.18e4	1.11e4	0.959	4.76	4.77	13.3	13.8	110.6	NO
39	42	13C8-PFOSA	506.1 > 77.7	3.53e3	1.50e4	0.229	4.83	4.83	2.93	12.8	102.5	NO
40	43	13C8-PFOS	507.0 > 79.9	3.63e3	3.29e3	1.053	4.84	4.84	13.8	13.1	104.8	NO
41	44	13C2-PFDA	515.1 > 469.9	1.39e4	1.44e4	0.977	5.14	5.14	12.1	12.3	98.7	NO
42	45	d3-N-MeFOSAA	573.3 > 419	5.24e3	1.50e4	0.384	5.29	5.29	4.36	11.3	90.7	NO
43	46	d5-N-EiFOSAA	589.3 > 419	6.68e3	1.50e4	0.403	5.45	5.45	5.55	13.8	110.4	NO
44	47	13C2-PFUdA	565 > 519.8	1.52e4	1.50e4	1.019	5.46	5.47	12.7	12.4	99.4	NO
45	48	13C2-PFDoA	615.0 > 569.7	1.22e4	1.50e4	0.908	5.74	5.75	10.1	11.2	89.3	NO
46	49	d3-N-MeFOSA	515.2 > 168.9	2.03e4	1.50e4	0.117	5.84	5.99	16.9	144	95.8	NO
47	50	13C2-PFTeDA	714.8 > 669.6	5.68e3	1.50e4	0.414	6.20	6.22	4.73	11.4	91.4	NO
48	51	d5-N-ETFOSA	531.1 > 168.9	3.27e4	1.50e4	0.181	6.22	6.39	27.2	150	100.2	NO
49	52	13C2-PFHxDA	815 > 769.7	4.22e3	1.50e4	0.782	6.51	6.56	3.51	4.49	89.8	NO
50	53	d7-N-MeFOSE	623.1 > 58.9	2.54e4	1.50e4	0.172	6.31	6.51	21.1	123	81.9	NO
51	54	d9-N-EiFOSE	639.2 > 58.8	2.78e4	1.50e4	0.146	6.45	6.65	23.1	158	105.2	NO
52	55	13C4-PFBA	217. > 171.8	7.31e3	7.31e3	1.000	1.46	1.45	12.5	12.5	100.0	NO
53	56	13C5-PFHxA	318 > 272.9	1.43e4	1.43e4	1.000	3.19	3.18	12.5	12.5	100.0	NO
54	57	13C3-PFHxS	401.9 > 79.9	3.02e3	3.02e3	1.000	3.96	3.95	12.5	12.5	100.0	NO
55	58	13C8-PFOA	421.3 > 376	1.06e4	1.06e4	1.000	4.33	4.33	12.5	12.5	100.0	NO
56	59	13C9-PFNA	472.2 > 426.9	1.11e4	1.11e4	1.000	4.70	4.76	12.5	12.5	100.0	NO
57	60	13C4-PFOS	503 > 79.9	3.29e3	3.29e3	1.000	4.84	4.84	12.5	12.5	100.0	NO
58	61	13C6-PFDA	519.1 > 473.7	1.44e4	1.44e4	1.000	5.14	5.14	12.5	12.5	100.0	NO
59	62	13C7-PFUdA	570.1 > 524.8	1.50e4	1.50e4	1.000	5.46	5.47	12.5	12.5	100.0	NO

Vista Analytical Laboratory

Dataset: Untitled

Last Altered: Saturday, March 03, 2018 06:14:29 Pacific Standard Time

Printed: Saturday, March 03, 2018 06:14:58 Pacific Standard Time

Method: F:\Projects\PFAS.PRO\MethDB\PFAS\_FULL\_80C\_022718.mdb 28 Feb 2018 13:19:45

Calibration: F:\Projects\PFAS.PRO\CurveDB\C18\_VAL-PFAS\_Q4\_03-01-18-FULL.cdb 03 Mar 2018 05:24:54

Compound name: PFBA

	Name	ID	Acq.Date	Acq.Time
1	180301M1_2	ST180301M1-1 PFC CS-2 18B2312	02-Mar-18	00:51:52
2	180301M1_3	ST180301M1-2 PFC CS-1 18B2313	02-Mar-18	01:03:19
3	180301M1_4	ST180301M1-3 PFC CS0 18B2314	02-Mar-18	01:14:50 ✓
4	180301M1_5	ST180301M1-4 PFC CS1 18B2315	02-Mar-18	01:26:16
5	180301M1_6	ST180301M1-5 PFC CS2 18B2316	02-Mar-18	01:37:43
6	180301M1_7	ST180301M1-6 PFC CS3 18B2317	02-Mar-18	01:49:10
7	180301M1_8	ST180301M1-7 PFC CS4 18B2318	02-Mar-18	02:00:37
8	180301M1_9	ST180301M1-8 PFC CS5 18B2319	02-Mar-18	02:12:06
9	180301M1_10	ST180301M1-9 PFC CS6 18B2320	02-Mar-18	02:23:33
10	180301M1_11	ST180301M1-10 PFC CS7 18B2321	02-Mar-18	02:35:03
11	180301M1_12	IPA	02-Mar-18	02:46:32
12	180301M1_13	ICV180301M1-1 PFC ICV 18B2311	02-Mar-18	02:58:02 ✓
13	180301M1_14	IPA	02-Mar-18	03:09:32
14	180301M1_15	1800342-20 WI-AF-MW-200-0218 0.11976	02-Mar-18	03:21:00
15	180301M1_16	1800327-07 OF-FB44-0218 0.12118	02-Mar-18	03:32:29
16	180301M1_17	1800327-08 OF-RW59-0218 0.1103	02-Mar-18	03:43:58
17	180301M1_18	1800327-09 OF-FB59-0218 0.11633	02-Mar-18	03:55:25
18	180301M1_19	1800327-10 OF-RW03-0218 0.11147	02-Mar-18	04:06:52
19	180301M1_20	1800327-11 OF-FB03-0218 0.11762	02-Mar-18	04:18:19
20	180301M1_21	1800327-12 OF-RW37-0218 0.11621	02-Mar-18	04:29:45
21	180301M1_22	1800327-13 OF-FB37-0218 0.1165	02-Mar-18	04:41:15
22	180301M1_23	B8B0131-BS1 OPR 0.125	02-Mar-18	04:52:36
23	180301M1_24	B8B0131-BLK1 Method Blank 0.125	02-Mar-18	05:04:03
24	180301M1_25	B8B0131-MS1 Matrix Spike 0.12126	02-Mar-18	05:15:33
25	180301M1_26	B8B0131-MSD1 Matrix Spike Dup 0.11914	02-Mar-18	05:27:03
26	180301M1_27	1800329-01 OF-RW59-INF01-0218 0.11462	02-Mar-18	05:38:31
27	180301M1_28	1800329-02 OF-RW59-INF01P-0218 0.11789	02-Mar-18	05:50:02
28	180301M1_29	1800329-03 OF-RW59-MID01-0218 0.11984	02-Mar-18	06:01:31
29	180301M1_30	1800329-04 OF-RW59-EFF01-0218 0.1216	02-Mar-18	06:13:01
30	180301M1_31	1800329-05 OF-RW59-FB01-0218 0.11314	02-Mar-18	06:24:29
31	180301M1_32	1800329-06 OF-RW08-INF01-0218 0.12179	02-Mar-18	06:35:56



Vista Analytical Laboratory

Dataset: Untitled

Last Altered: Saturday, March 03, 2018 06:14:29 Pacific Standard Time

Printed: Saturday, March 03, 2018 06:14:58 Pacific Standard Time

Compound name: PFBA

	Name	ID	Acq Date	Acq Time
32	180301M1_33	1800329-07 OF-RW08-MID01-0218 0.10892	02-Mar-18	06:47:18
33	180301M1_34	IPA	02-Mar-18	06:58:45
34	180301M1_35	ST180301M1-11 PFC CS3 18B2317	02-Mar-18	07:10:14 ✓
35	180301M1_36	IPA	02-Mar-18	07:21:44
36	180301M1_37	1800329-08 OF-RW08-EFF01-0218 0.12262	02-Mar-18	07:33:13
37	180301M1_38	1800329-09 OF-RW08-FB01-0218 0.12173	02-Mar-18	07:44:43
38	180301M1_39	1800329-10 OF-RW63-INF01-0218 0.11237	02-Mar-18	07:56:13
39	180301M1_40	1800329-11 OF-RW63-MID01-0218 0.11515	02-Mar-18	08:07:43
40	180301M1_41	1800329-12 OF-RW63-EFF01-0218 0.12129	02-Mar-18	08:19:12
41	180301M1_42	1800329-13 OF-RW63-FB01-0218 0.12066	02-Mar-18	08:30:41
42	180301M1_43	1800329-14 OF-RW44-INF01-0218 0.11484	02-Mar-18	08:42:11
43	180301M1_44	1800329-15 OF-RW44-MID01-0218 0.12094	02-Mar-18	08:53:41
44	180301M1_45	1800329-16 OF-RW44-EFF01-0218 0.11743	02-Mar-18	09:05:10
45	180301M1_46	1800329-17 OF-RW44-FB01-0218 0.12155	02-Mar-18	09:16:31
46	180301M1_47	1800329-18 OF-RW42B-INF01-0218 0.11569	02-Mar-18	09:27:58
47	180301M1_48	B8B0122-BS1 OPR 0.125	02-Mar-18	09:39:25
48	180301M1_49	B8B0122-BSD1 LCSD 0.125	02-Mar-18	09:50:55
49	180301M1_50	B8B0122-BLK1 Method Blank 0.125	02-Mar-18	10:02:24
50	180301M1_51	1800323-01 OF-RW83-0218 0.11418	02-Mar-18	10:13:54
51	180301M1_52	1800323-02 OF-FB83-0218 0.11591	02-Mar-18	10:25:24
52	180301M1_53	1800323-03 OF-RW38-0218 0.11407	02-Mar-18	10:36:53
53	180301M1_54	IPA	02-Mar-18	10:48:23
54	180301M1_55	ST180301M1-12 PFC CS3 18B2317	02-Mar-18	10:59:50
55	180301M1_56	IPA	02-Mar-18	11:11:20
56	180301M1_57	1800323-04 OF-FB38-0218 0.11688	02-Mar-18	11:22:49
57	180301M1_58	1800323-05 OF-RW43-0218 0.1084	02-Mar-18	11:34:19
58	180301M1_59	1800323-06 OF-FB43-0218 0.10942	02-Mar-18	11:45:48
59	180301M1_60	1800323-07 OF-RW08-0218 0.11646	02-Mar-18	11:57:18
60	180301M1_61	1800323-08 OF-FB08-0218 0.11707	02-Mar-18	12:08:45
61	180301M1_62	1800323-09 OF-RW16-0218 0.11565	02-Mar-18	12:20:15
62	180301M1_63	1800323-10 OF-FB16-0218 0.11729	02-Mar-18	12:31:44
63	180301M1_64	1800324-01 OF-RW63-0218 0.11462	02-Mar-18	12:43:14
64	180301M1_65	IPA	02-Mar-18	12:54:41
65	180301M1_66	ST180301M1-13 PFC CS0 18B2314	02-Mar-18	13:06:11 ✓

Dataset: Untitled

Last Altered: Saturday, March 03, 2018 06:14:29 Pacific Standard Time

Printed: Saturday, March 03, 2018 06:14:58 Pacific Standard Time

Compound name: PFBA

	Name	ID	Acq.Date	Acq.Time
66	180301M1_67	IPA	02-Mar-18	13:17:40
67	180301M1_68	1800324-02 OF-FB63-0218 0.11622	02-Mar-18	13:29:10
68	180301M1_69	1800324-03 OF-RW23-0218 0.11311	02-Mar-18	13:40:37
69	180301M1_70	1800324-04 OF-FB23-0218 0.11692	02-Mar-18	13:52:07
70	180301M1_71	1800324-05 OF-RW28-0218 0.11227	02-Mar-18	14:03:36
71	180301M1_72	1800324-06 OF-FB28-0218 0.11581	02-Mar-18	14:15:06
72	180301M1_73	1800324-07 OF-RW60-0218 0.11223	02-Mar-18	14:26:32
73	180301M1_74	1800324-08 OF-RW60P-0218 0.11541	02-Mar-18	14:38:02
74	180301M1_75	1800324-09 OF-FB60-0218 0.11817	02-Mar-18	14:49:29
75	180301M1_76	1800324-10 OF-RW42C-0218 0.11358	02-Mar-18	15:00:58
76	180301M1_77	B8B0068-BS1 OPR 0.25	02-Mar-18	15:12:27
77	180301M1_78	B8B0068-BLK1 Method Blank 0.25	02-Mar-18	15:23:58
78	180301M1_79	1800272-01 MtBE_7256 0.26427	02-Mar-18	15:35:24
79	180301M1_80	1800286-01 GW2125180205RAP 0.25961	02-Mar-18	15:46:54
80	180301M1_81	1800286-02 GW3135180206RAP 0.25631	02-Mar-18	15:58:21
81	180301M1_82	1800286-03 GW4044180206RAP 0.25699	02-Mar-18	16:09:50
82	180301M1_83	1800286-04 GW5054180206RAP 0.26906	02-Mar-18	16:21:19
83	180301M1_84	1800286-05 GW5963180207RAP 0.26219	02-Mar-18	16:32:46
84	180301M1_85	IPA	02-Mar-18	16:44:16
85	180301M1_86	ST180301M1-14 PFC CS3 18B2317	02-Mar-18	16:55:46
86	180301M1_87	IPA	02-Mar-18	17:07:16
87	180301M1_88	1800286-06 GW2024180207RAP 0.25995	02-Mar-18	17:18:45
88	180301M1_89	1800286-07 GW3034180207RAP 0.25817	02-Mar-18	17:30:14
89	180301M1_90	1800286-08 GW4145180207RAP 0.26371	02-Mar-18	17:41:43
90	180301M1_91	1800286-09 GW5054180208RAP 0.26011	02-Mar-18	17:53:13
91	180301M1_92	1800293-01 HS DW WELL 1-TAP 0.26085	02-Mar-18	18:04:42
92	180301M1_93	1800293-02 FB1802071025AB 0.26261	02-Mar-18	18:16:12
93	180301M1_94	1800293-03 HS DW WELL 2-TAP 0.25552	02-Mar-18	18:27:41
94	180301M1_95	1800293-04 HS DW WELL 12-TAP 0.26089	02-Mar-18	18:39:11
95	180301M1_96	1800293-05 HS DW WELL 12-TAP-DUP 0.25274	02-Mar-18	18:50:38
96	180301M1_97	1800293-06 HS BUS Garage Well-TAP 0.25645	02-Mar-18	19:02:05
97	180301M1_98	1800293-07 HS Maint. Barn Well-TAP 0.25599	02-Mar-18	19:13:32
98	180301M1_99	IPA	02-Mar-18	19:25:00
99	180301M1_100	ST180301M1-15 PFC CS3 18B2317	02-Mar-18	19:36:30

Dataset: Untitled

Last Altered: Saturday, March 03, 2018 06:14:29 Pacific Standard Time

Printed: Saturday, March 03, 2018 06:14:58 Pacific Standard Time

Compound name: PFBA

	Name	ID	Acq.Date	Acq.Time
100	180301M1_101	IPA	02-Mar-18	19:47:56
101	180301M1_102	1800293-08 Elementary School Well-TAP 0.261...	02-Mar-18	19:59:26
102	180301M1_103	B8B0072-BS1 OPR 1	02-Mar-18	20:10:55
103	180301M1_104	B8B0072-BLK1 Method Blank 1	02-Mar-18	20:22:16
104	180301M1_105	1800205-01 PFAS in Soil, 462, Soil 101 1.04	02-Mar-18	20:33:43
105	180301M1_106	IPA	02-Mar-18	20:45:10
106	180301M1_107	ST180301M1-16 PFC CS3 18B2317	02-Mar-18	20:56:40
107	180301M1_108	IPA	02-Mar-18	21:08:07

Dataset: F:\Projects\PFAS.PRO\Results\180301M1\180301M1-35.qld

Last Altered: Monday, March 05, 2018 08:57:22 Pacific Standard Time

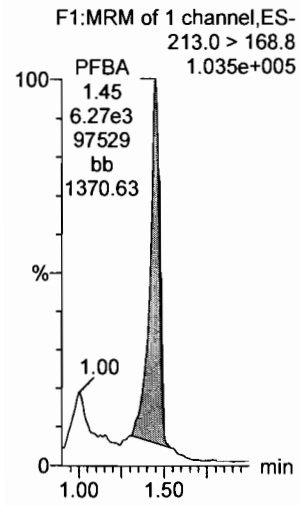
Printed: Monday, March 05, 2018 08:57:34 Pacific Standard Time

Method: F:\Projects\PFAS.PRO\MethDB\PFAS\_FULL\_80C\_022718.mdb 28 Feb 2018 13:19:45

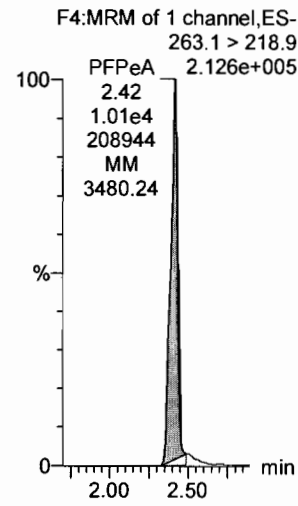
Calibration: F:\Projects\PFAS.PRO\CurveDB\C18\_VAL-PFAS\_Q4\_03-01-18-FULL.cdb 05 Mar 2018 08:17:35

Name: 180301M1\_35, Date: 02-Mar-2018, Time: 07:10:14, ID: ST180301M1-11 PFC CS3 18B2317, Description: PFC CS3 18B2317

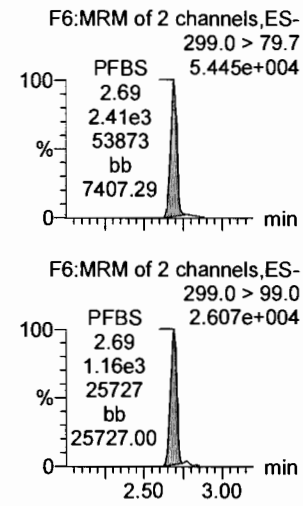
**PFBA**



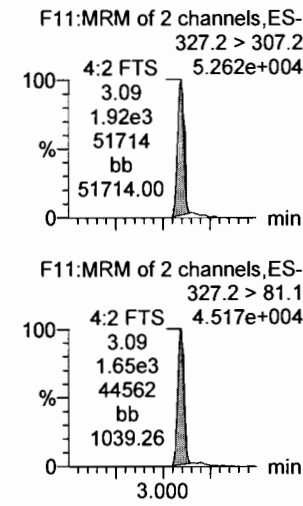
**PFPeA**




**PFBS**



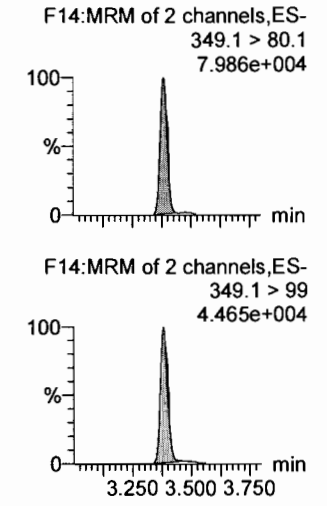
**4:2 FTS**



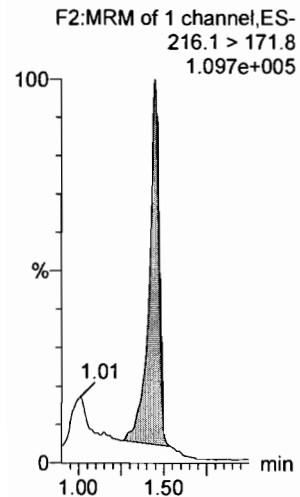
**PFHxA**



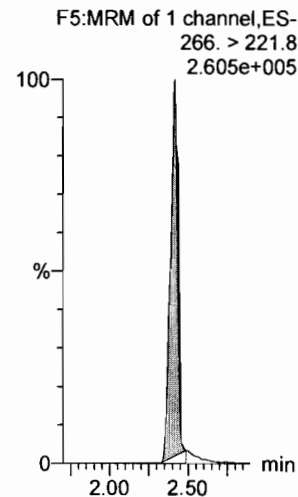
**PFPeS**



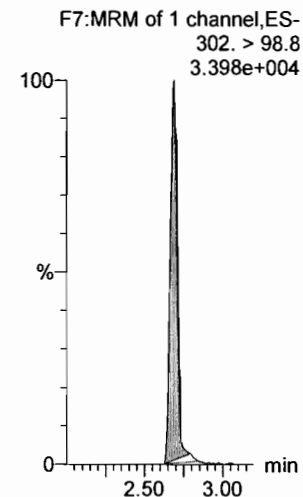
**13C3-PFBA**



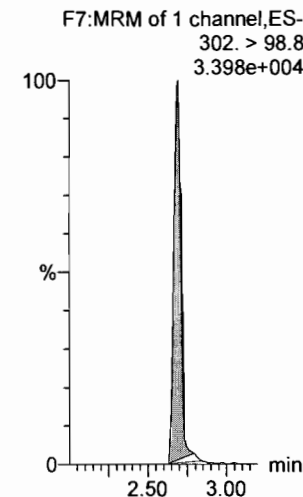
**13C3-PFPeA**



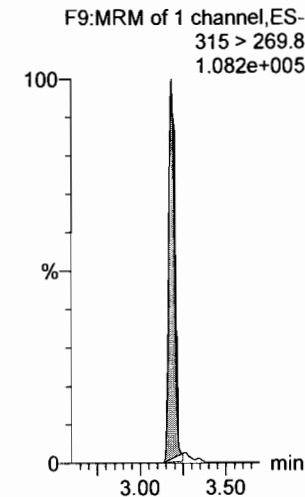
**13C3-PFBS**



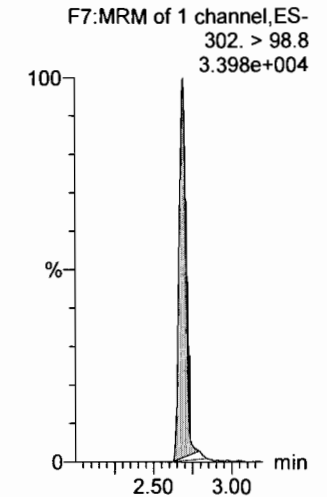
**13C3-PFBS**



**13C2-PFHxA**



**13C3-PFBS**



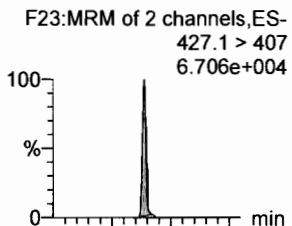
Dataset: F:\Projects\PFAS.PRO\Results\180301M1\180301M1-35.qld

Last Altered: Monday, March 05, 2018 08:57:22 Pacific Standard Time

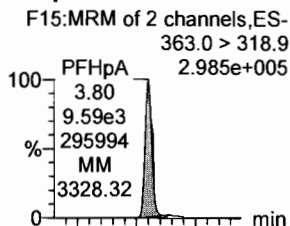
Printed: Monday, March 05, 2018 08:57:34 Pacific Standard Time

Name: 180301M1\_35, Date: 02-Mar-2018, Time: 07:10:14, ID: ST180301M1-11 PFC CS3 18B2317, Description: PFC CS3 18B2317

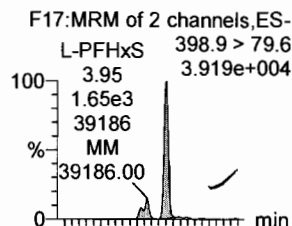
**6:2 FTS**



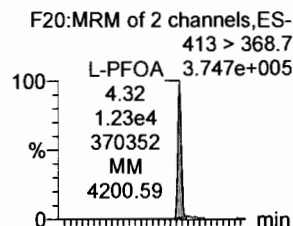
**PFHpA**



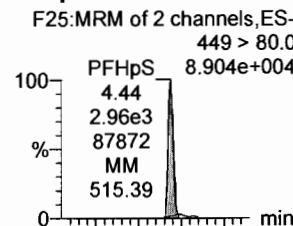
**L-PFHxS**



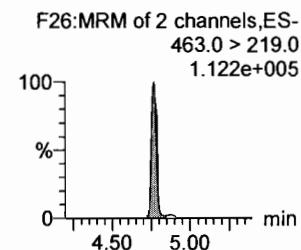
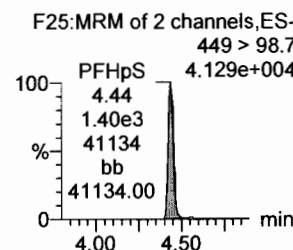
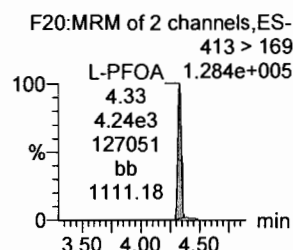
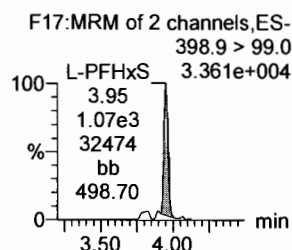
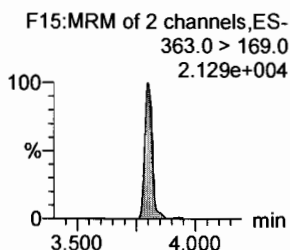
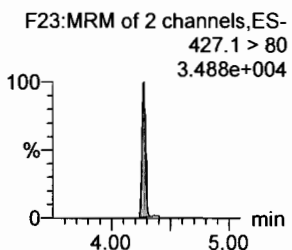
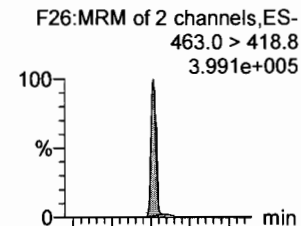
**L-PFOA**



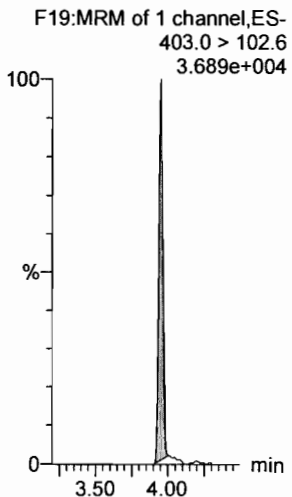
**PFHpS**



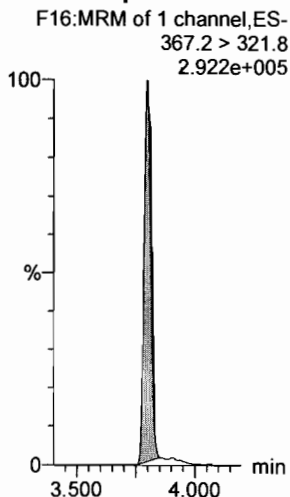
**PFNA**




**18O2-PFHxS**



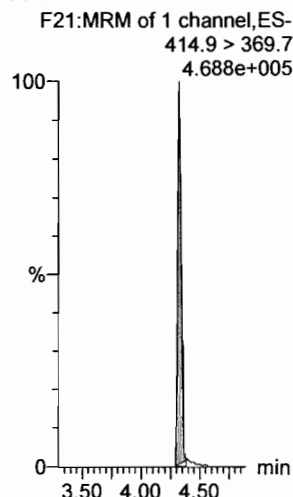
**13C4-PFHpA**



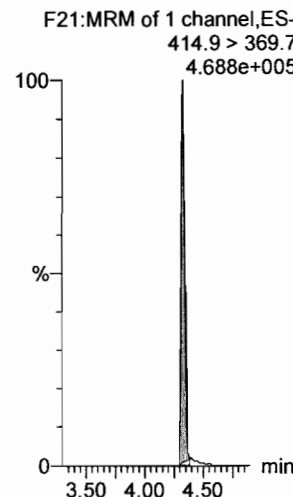
**13C2-PFOA**



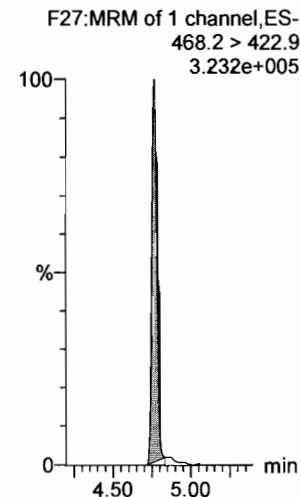
**13C2-PFOA**



**13C2-PFOA**



**13C5-PFNA**



Dataset: F:\Projects\PFAS.PRO\Results\180301M1\180301M1-35.qld

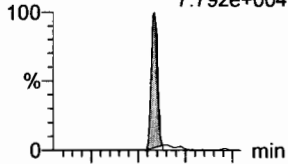
Last Altered: Monday, March 05, 2018 08:57:22 Pacific Standard Time

Printed: Monday, March 05, 2018 08:57:34 Pacific Standard Time

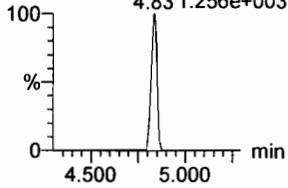
Name: 180301M1\_35, Date: 02-Mar-2018, Time: 07:10:14, ID: ST180301M1-11 PFC CS3 18B2317, Description: PFC CS3 18B2317

**PFOSA**

F29:MRM of 4 channels,ES-  
498.1 > 77.8  
7.792e+004

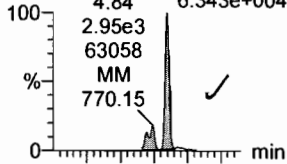


F29:MRM of 4 channels,ES-  
498.1 > 478  
4.83 1.256e+003

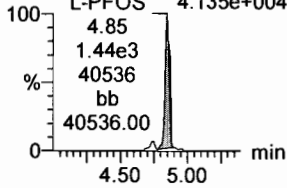


**L-PFOS**

F31:MRM of 2 channels,ES-  
L-PFOS 499 > 79.9  
4.84 6.343e+004  
2.95e3  
63058  
MM  
770.15

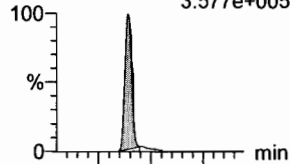


F31:MRM of 2 channels,ES-  
L-PFOS 499 > 99  
4.85 4.135e+004  
4.85  
1.44e3  
40536  
bb  
40536.00

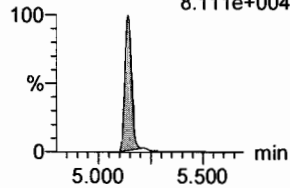


**PFDA**

F36:MRM of 2 channels,ES-  
513 > 468.8  
3.577e+005

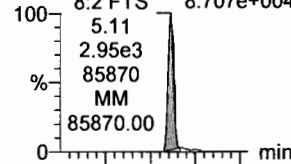


F36:MRM of 2 channels,ES-  
513 > 219  
8.111e+004

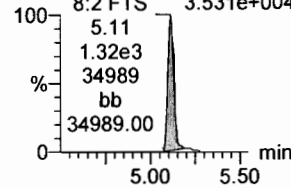


**8:2 FTS**

F41:MRM of 2 channels,ES-  
527 > 506.9  
8.707e+004  
8:2 FTS  
5.11  
2.95e3  
85870  
MM  
85870.00

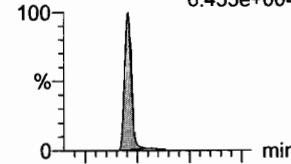


F41:MRM of 2 channels,ES-  
527 > 80  
3.531e+004  
8:2 FTS  
5.11  
1.32e3  
34989  
bb  
34989.00

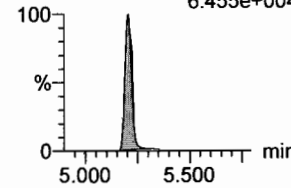


**PFNS**

F44:MRM of 2 channels,ES-  
549.1 > 80.1  
6.455e+004

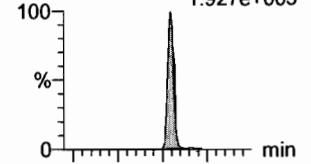


F44:MRM of 2 channels,ES-  
549.1 > 80.1  
6.455e+004

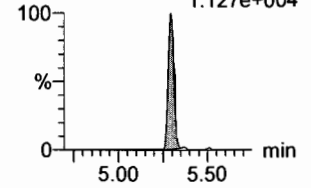


**N-MeFOSAA**

F47:MRM of 2 channels,ES-  
570.1 > 419  
1.927e+005

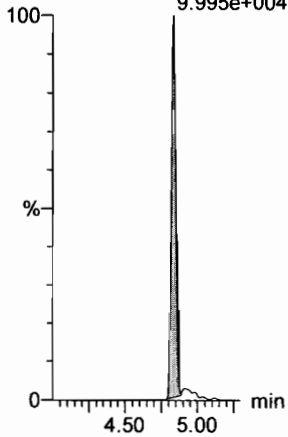


F47:MRM of 2 channels,ES-  
570.1 > 483.0  
1.127e+004



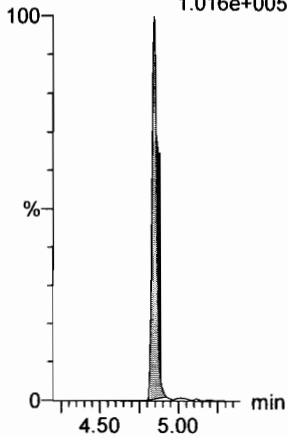
**13C8-PFOSA**

F33:MRM of 1 channel,ES-  
506.1 > 77.7  
9.995e+004



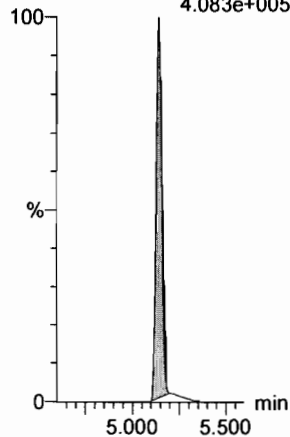
**13C8-PFOS**

F34:MRM of 1 channel,ES-  
507.0 > 79.9  
1.016e+005



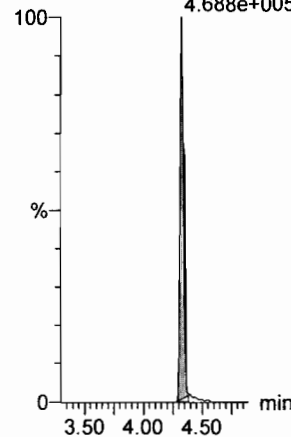
**13C2-PFDA**

F37:MRM of 1 channel,ES-  
515.1 > 469.9  
4.083e+005



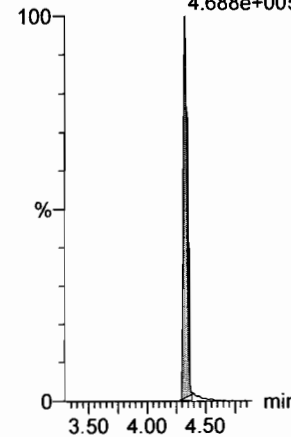
**13C2-PFOA**

F21:MRM of 1 channel,ES-  
414.9 > 369.7  
4.688e+005



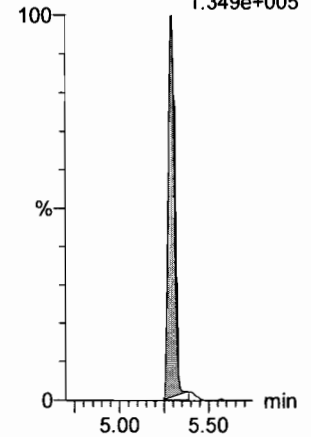
**13C2-PFOA**

F21:MRM of 1 channel,ES-  
414.9 > 369.7  
4.688e+005



**d3-N-MeFOSAA**

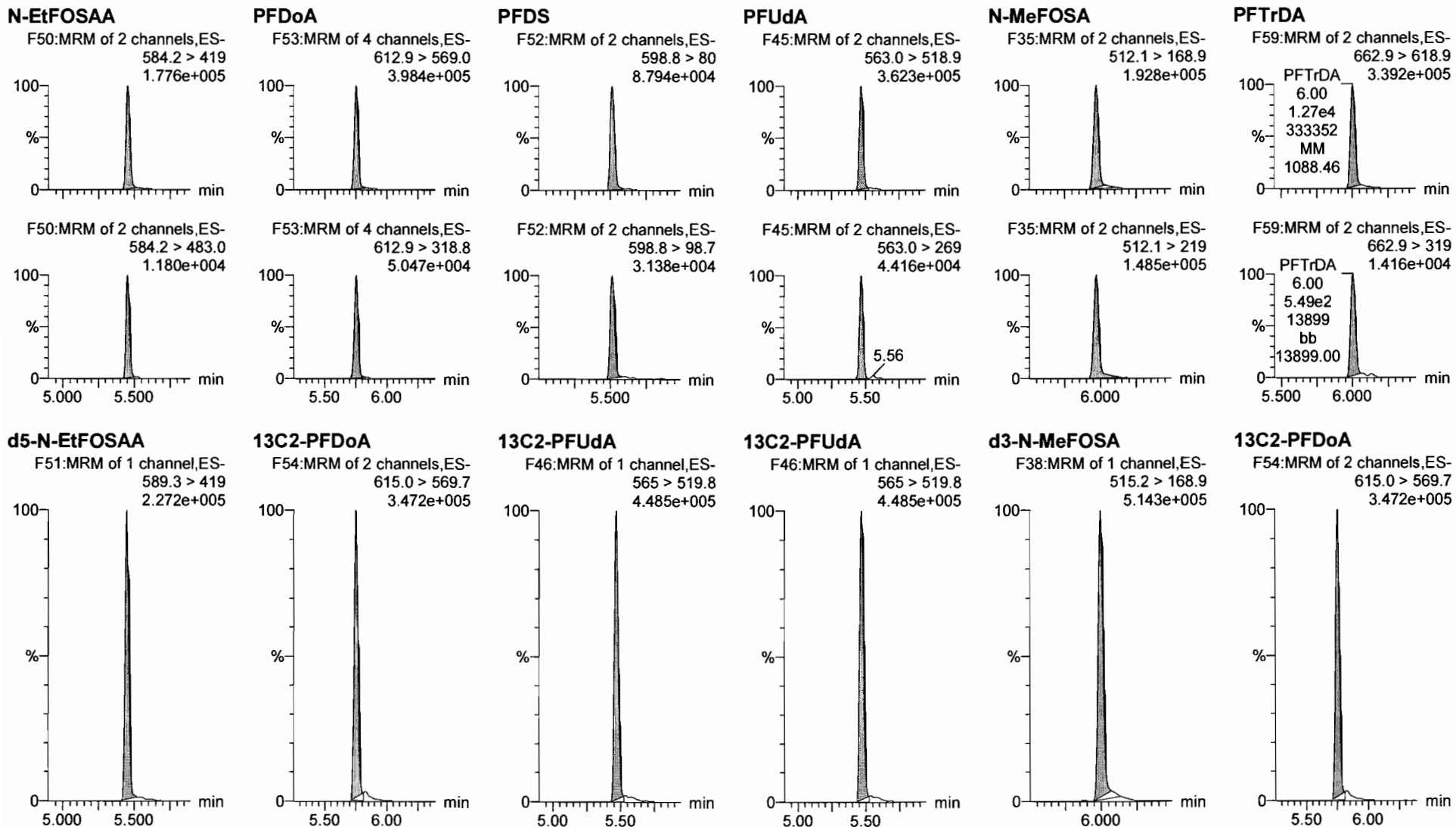
F49:MRM of 1 channel,ES-  
573.3 > 419  
1.349e+005



Dataset: F:\Projects\PFAS.PRO\Results\180301M1\180301M1-35.qld

Last Altered: Monday, March 05, 2018 08:57:22 Pacific Standard Time  
Printed: Monday, March 05, 2018 08:57:34 Pacific Standard Time

Name: 180301M1\_35, Date: 02-Mar-2018, Time: 07:10:14, ID: ST180301M1-11 PFC CS3 18B2317, Description: PFC CS3 18B2317



Dataset: F:\Projects\PFAS.PRO\Results\180301M1\180301M1-35.qld

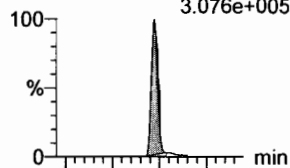
Last Altered: Monday, March 05, 2018 08:57:22 Pacific Standard Time

Printed: Monday, March 05, 2018 08:57:34 Pacific Standard Time

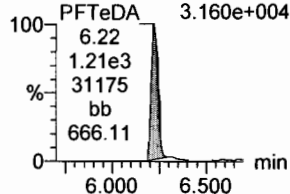
Name: 180301M1\_35, Date: 02-Mar-2018, Time: 07:10:14, ID: ST180301M1-11 PFC CS3 18B2317, Description: PFC CS3 18B2317

**PFTeDA**

F60:MRM of 2 channels,ES-  
712.9 > 668.8  
3.076e+005

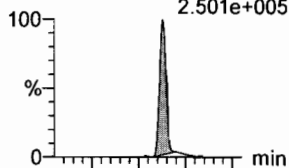


F60:MRM of 2 channels,ES-  
712.9 > 369  
3.160e+004

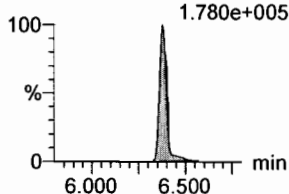


**N-EtFOSA**

F40:MRM of 2 channels,ES-  
526.1 > 168.9  
2.501e+005

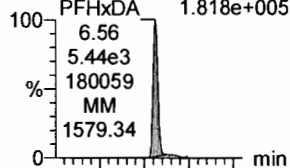


F40:MRM of 2 channels,ES-  
526.1 > 219  
1.780e+005

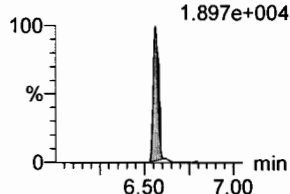


**PFHxDA**

F62:MRM of 2 channels,ES-  
813.1 > 768.6  
1.818e+005




F62:MRM of 2 channels,ES-  
813.1 > 219  
1.897e+004



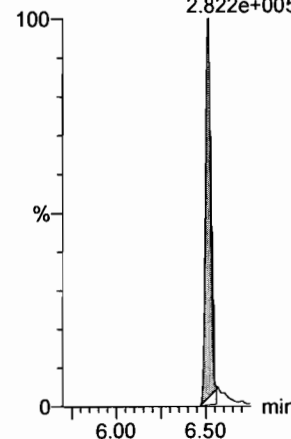
**PFODA**

F64:MRM of 1 channel,ES-  
913.1 > 868.8  
3.056e+005



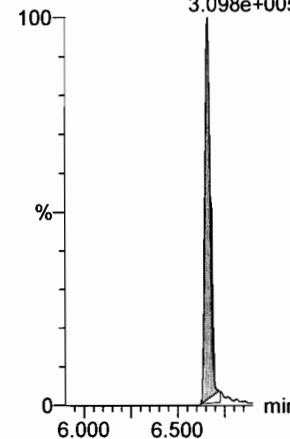
**N-MeFOSE**

F55:MRM of 1 channel,ES-  
616.1 > 58.9  
2.822e+005




**N-EtFOSE**

F57:MRM of 1 channel,ES-  
630.1 > 58.9  
3.098e+005



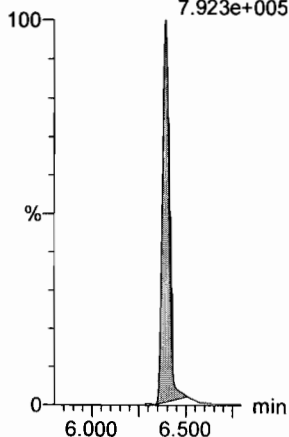
**13C2-PFTeDA**

F61:MRM of 2 channels,ES-  
714.8 > 669.6  
1.441e+005



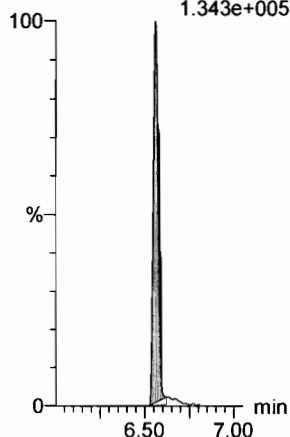
**d5-N-ETFOSA**

F43:MRM of 1 channel,ES-  
531.1 > 168.9  
7.923e+005



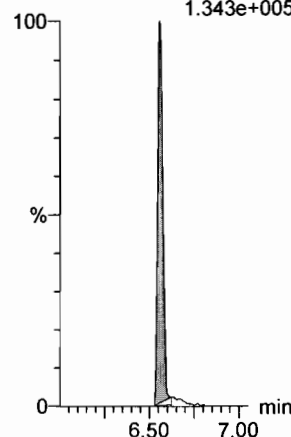
**13C2-PFHxDA**

F63:MRM of 1 channel,ES-  
815 > 769.7  
1.343e+005



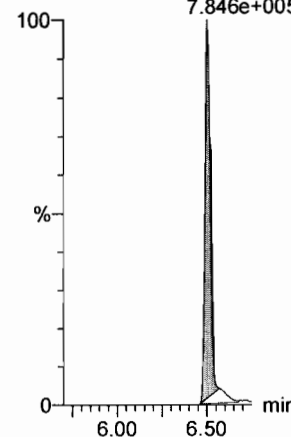
**13C2-PFHxDA**

F63:MRM of 1 channel,ES-  
815 > 769.7  
1.343e+005



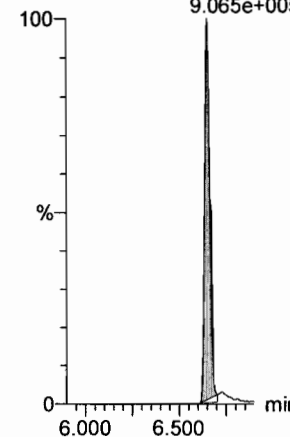
**d7-N-MeFOSE**

F56:MRM of 1 channel,ES-  
623.1 > 58.9  
7.846e+005



**d9-N-EtFOSE**

F58:MRM of 1 channel,ES-  
639.2 > 58.8  
9.065e+005



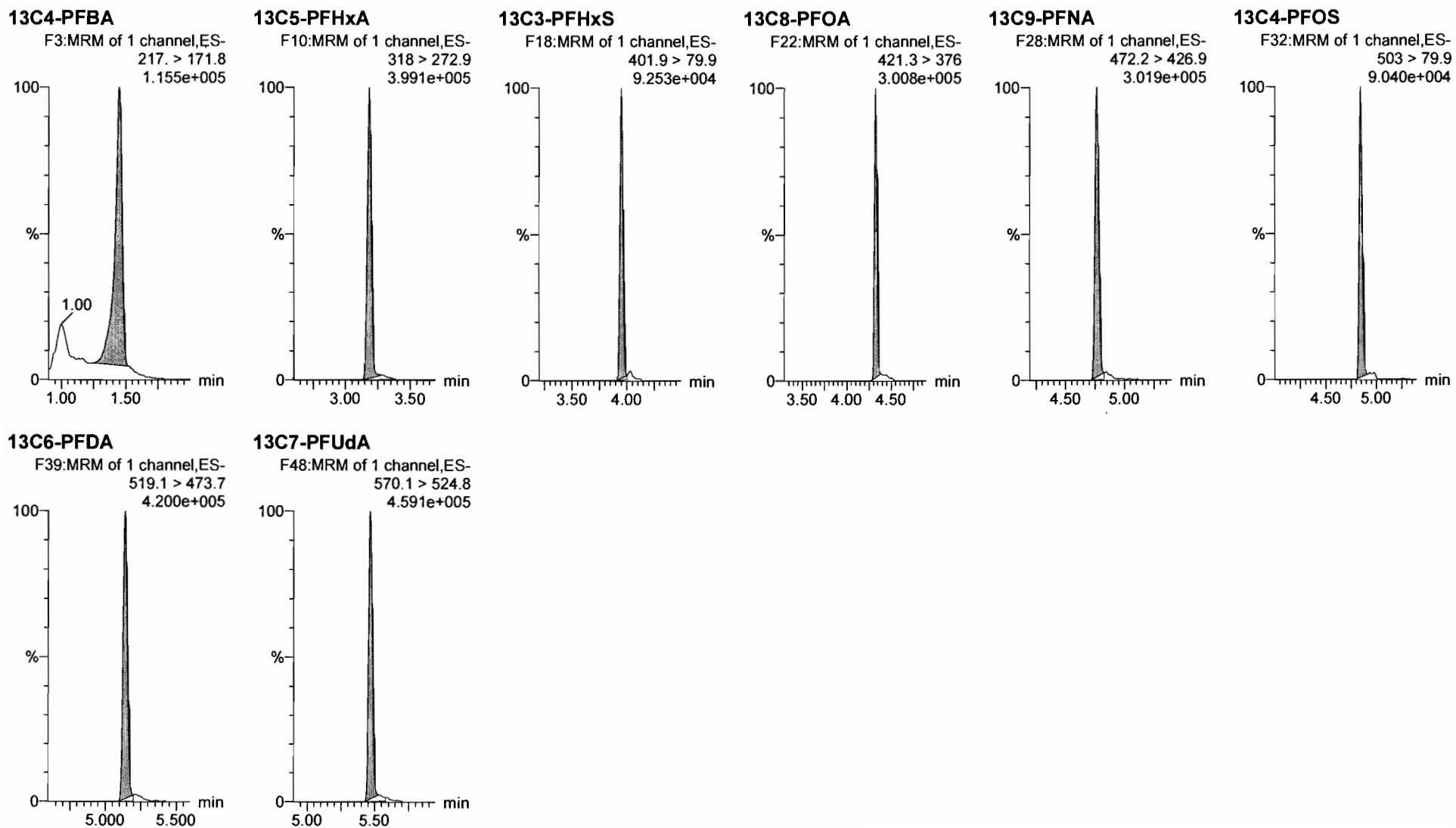


Dataset: F:\Projects\PFAS.PRO\Results\180301M1\180301M1-35.qld

Last Altered: Monday, March 05, 2018 08:57:22 Pacific Standard Time

Printed: Monday, March 05, 2018 08:57:34 Pacific Standard Time

Name: 180301M1\_35, Date: 02-Mar-2018, Time: 07:10:14, ID: ST180301M1-11 PFC CS3 18B2317, Description: PFC CS3 18B2317



Dataset: F:\Projects\PFAS.PRO\Results\180301M1\180301M1-55.qld

Last Altered: Monday, March 05, 2018 09:05:48 Pacific Standard Time

Printed: Monday, March 05, 2018 09:05:59 Pacific Standard Time

Method: F:\Projects\PFAS.PRO\MethDB\PFAS\_FULL\_80C\_022718.mdb 28 Feb 2018 13:19:45

Calibration: F:\Projects\PFAS.PRO\CurveDB\C18\_VAL-PFAS\_Q4\_03-01-18-FULL.cdb 05 Mar 2018 08:17:35

*MT  
3/5/18*

Name: 180301M1\_55, Date: 02-Mar-2018, Time: 10:59:50, ID: ST180301M1-12 PFC CS3 18B2317, Description: PFC CS3 18B2317

#	Name	Trace	Area	IS Area	RRF	Pred.RT	RT	y Axis Resp.	Conc.	%Rec	Recovery	Out
1	1 PFBA	213.0 > 168.8	6.46e3	6.37e3		1.46	1.41	12.7	10.5	104.5	NO	
2	2 PFPeA	263.1 > 218.9	9.97e3	1.21e4		2.31	2.38	10.3	10.2	102.4	NO	
3	3 PFBS	299.0 > 79.7	2.41e3	1.65e3		2.60	2.66	18.3	10.2	101.7	NO	
4	4 4:2 FTS	327.2>307.2	1.68e3	1.65e3		3.00	3.07	12.7	9.14	91.4	NO	
5	5 PFHxA	313.2 > 268.9	1.23e4	3.57e3		3.19	3.16	17.2	11.2	111.7	NO	
6	6 PFPeS	349.1>80.1	2.41e3	1.65e3		3.39	3.36	18.3	9.33	93.3	NO	
7	7 PFHpA	363.0 > 318.9	9.96e3	9.74e3		3.81	3.78	12.8	9.35	93.5	NO	
8	8 L-PFHxS	398.9 > 79.6	1.57e3	1.16e3		4.17	3.93	16.9	10.0	100.3	NO	
9	10 6:2 FTS	427.1 > 407	2.44e3	1.35e4		4.28	4.25	2.26	12.4	124.4	NO	
10	11 L-PFOA	413 > 368.7	1.06e4	1.35e4		4.40	4.31	9.79	10.0	100.3	NO	
11	13 PFHpS	449 > 80.0	2.87e3	1.35e4		4.44	4.42	2.65	11.2	112.3	NO	
12	14 PFNA	463.0 > 418.8	1.32e4	1.11e4		4.76	4.75	14.8	10.4	103.8	NO	
13	15 PFOSA	498.1 > 77.8	2.80e3	3.45e3		4.83	4.82	10.1	9.49	94.9	NO	
14	16 L-PFOS	499 > 79.9	3.10e3	3.21e3		4.90	4.84	12.1	10.9	109.3	NO	
15	18 PFDA	513 > 468.8	1.38e4	1.21e4		5.14	5.13	14.3	9.62	96.2	NO	
16	19 8:2 FTS	527 > 506.9	2.36e3	1.35e4		5.12	5.10	2.18	10.3	103.2	NO	
17	20 PFNS	549.1>80.1	2.24e3	3.21e3		5.08	5.19	8.73	9.42	94.2	NO	
18	21 N-MeFOSAA	570.1 > 419	6.23e3	5.30e3		5.29	5.29	14.7	9.96	99.6	NO	
19	22 N-EiFOSAA	584.2 > 419	4.79e3	5.73e3		5.45	5.45	10.4	10.8	107.9	NO	
20	23 PFUdA	563.0 > 518.9	1.19e4	1.54e4		5.46	5.46	9.68	9.19	91.9	NO	
21	24 PFDS	598.8 > 80	3.03e3	1.54e4		5.51	5.51	2.46	8.73	87.3	NO	
22	25 PFDoA	612.9 > 569.0	1.24e4	1.04e4		5.74	5.75	14.9	11.2	111.7	NO	
23	26 N-MeFOSA	512.1 > 168.9	7.45e3	1.90e4		5.84	5.96	58.9	58.8	117.6	NO	
24	27 PFTrDA	662.9 > 618.9	1.48e4	1.04e4		5.98	6.00	17.8	11.7	117.2	NO	
25	28 PFTeDA	712.9 > 668.8	1.04e4	5.98e3		6.20	6.22	21.7	7.99	79.9	NO	
26	29 N-EiFOSA	526.1 > 168.9	9.88e3	3.08e4		6.22	6.38	48.1	54.0	107.9	NO	
27	30 PFHxDA	813.1 > 768.6	5.16e3	4.48e3		6.51	6.56	5.76	8.70	87.0	NO	
28	31 PFODA	913.1 > 868.8	6.77e3	4.48e3		6.74	6.80	7.56	9.81	98.1	NO	
29	32 N-MeFOSE	616.1 > 58.9	9.94e3	3.14e4		6.31	6.52	47.4	46.9	93.7	NO	
30	33 N-EiFOSE	630.1 > 58.9	9.77e3	2.61e4		6.45	6.67	56.3	47.1	94.3	NO	
31	34 13C3-PFBA	216.1 > 171.8	6.37e3	7.08e3	0.895	1.46	1.41	11.2	12.6	100.4	NO	

*CM  
3/5/18*

Dataset: F:\Projects\PFAS.PRO\Results\180301M1\180301M1-55.qld

Last Altered: Monday, March 05, 2018 09:05:48 Pacific Standard Time

Printed: Monday, March 05, 2018 09:05:59 Pacific Standard Time

Name: 180301M1\_55, Date: 02-Mar-2018, Time: 10:59:50, ID: ST180301M1-12 PFC CS3 18B2317, Description: PFC CS3 18B2317

	# Name	Trace	Area	IS Area	RRF	Pred.RT	RT	y Axis Resp.	Conc.	%Rec	Recovery Out
32	35 13C3-PFPeA	266. > 221.8	1.21e4	1.27e4	0.983	2.42	2.39	11.9	12.1	96.6	NO
33	36 13C3-PFBS	302. > 98.8	1.65e3	1.27e4	0.125	2.69	2.66	1.62	12.9	103.5	NO
34	37 13C2-PFHxA	315 > 269.8	3.57e3	1.27e4	0.722	3.19	3.16	3.50	4.85	97.0	NO
35	38 13C4-PFHpA	367.2 > 321.8	9.74e3	1.27e4	0.687	3.81	3.78	9.55	13.9	111.2	NO
36	39 18O2-PFHxS	403.0 > 102.6	1.16e3	3.19e3	0.367	3.96	3.93	4.56	12.4	99.3	NO
37	40 13C2-PFOA	414.9 > 369.7	1.35e4	1.12e4	1.260	4.33	4.31	15.1	12.0	95.7	NO
38	41 13C5-PFNA	468.2 > 422.9	1.11e4	1.24e4	0.959	4.76	4.75	11.2	11.7	93.5	NO
39	42 13C8-PFOSA	506.1 > 77.7	3.45e3	1.50e4	0.229	4.83	4.82	2.89	12.6	100.8	NO
40	43 13C8-PFOS	507.0 > 79.9	3.21e3	3.19e3	1.053	4.84	4.84	12.5	11.9	95.3	NO
41	44 13C2-PFDA	515.1 > 469.9	1.21e4	1.38e4	0.977	5.14	5.13	10.9	11.1	89.1	NO
42	45 d3-N-MeFOSAA	573.3 > 419	5.30e3	1.50e4	0.384	5.29	5.28	4.43	11.5	92.2	NO
43	46 d5-N-EtFOSAA	589.3 > 419	5.73e3	1.50e4	0.403	5.45	5.44	4.79	11.9	95.2	NO
44	47 13C2-PFUdA	565 > 519.8	1.54e4	1.50e4	1.019	5.46	5.46	12.9	12.6	101.1	NO
45	48 13C2-PFDoA	615.0 > 569.7	1.04e4	1.50e4	0.908	5.74	5.75	8.72	9.60	76.8	NO
46	49 d3-N-MeFOSA	515.2 > 168.9	1.90e4	1.50e4	0.117	5.84	5.98	15.8	135	89.9	NO
47	50 13C2-PFTeDA	714.8 > 669.6	5.98e3	1.50e4	0.414	6.20	6.23	5.00	12.1	96.6	NO
48	51 d5-N-ETFOSA	531.1 > 168.9	3.08e4	1.50e4	0.181	6.22	6.39	25.8	142	95.0	NO
49	52 13C2-PFHxDA	815 > 769.7	4.48e3	1.50e4	0.782	6.51	6.56	3.74	4.78	95.6	NO
50	53 d7-N-MeFOSE	623.1 > 58.9	3.14e4	1.50e4	0.172	6.31	6.51	26.3	153	102.0	NO
51	54 d9-N-EtFOSE	639.2 > 58.8	2.61e4	1.50e4	0.146	6.45	6.66	21.8	149	99.1	NO
52	55 13C4-PFBA	217. > 171.8	7.08e3	7.08e3	1.000	1.46	1.41	12.5	12.5	100.0	NO
53	56 13C5-PFHxA	318 > 272.9	1.27e4	1.27e4	1.000	3.19	3.16	12.5	12.5	100.0	NO
54	57 13C3-PFHxS	401.9 > 79.9	3.19e3	3.19e3	1.000	3.96	3.93	12.5	12.5	100.0	NO
55	58 13C8-PFOA	421.3 > 376	1.12e4	1.12e4	1.000	4.33	4.31	12.5	12.5	100.0	NO
56	59 13C9-PFNA	472.2 > 426.9	1.24e4	1.24e4	1.000	4.70	4.75	12.5	12.5	100.0	NO
57	60 13C4-PFOS	503 > 79.9	3.19e3	3.19e3	1.000	4.84	4.84	12.5	12.5	100.0	NO
58	61 13C6-PFDA	519.1 > 473.7	1.38e4	1.38e4	1.000	5.14	5.13	12.5	12.5	100.0	NO
59	62 13C7-PFUdA	570.1 > 524.8	1.50e4	1.50e4	1.000	5.46	5.46	12.5	12.5	100.0	NO

Dataset: Untitled

Last Altered: Saturday, March 03, 2018 06:14:29 Pacific Standard Time

Printed: Saturday, March 03, 2018 06:14:58 Pacific Standard Time

Method: F:\Projects\PFAS.PRO\MethDB\PFAS\_FULL\_80C\_022718.mdb 28 Feb 2018 13:19:45

Calibration: F:\Projects\PFAS.PRO\CurveDB\C18\_VAL-PFAS\_Q4\_03-01-18-FULL.cdb 03 Mar 2018 05:24:54

Compound name: PFBA

	Name	ID	Acq Date	Acq Time
1	180301M1_2	ST180301M1-1 PFC CS-2 18B2312	02-Mar-18	00:51:52
2	180301M1_3	ST180301M1-2 PFC CS-1 18B2313	02-Mar-18	01:03:19
3	180301M1_4	ST180301M1-3 PFC CS0 18B2314	02-Mar-18	01:14:50 ✓
4	180301M1_5	ST180301M1-4 PFC CS1 18B2315	02-Mar-18	01:26:16
5	180301M1_6	ST180301M1-5 PFC CS2 18B2316	02-Mar-18	01:37:43
6	180301M1_7	ST180301M1-6 PFC CS3 18B2317	02-Mar-18	01:49:10
7	180301M1_8	ST180301M1-7 PFC CS4 18B2318	02-Mar-18	02:00:37
8	180301M1_9	ST180301M1-8 PFC CS5 18B2319	02-Mar-18	02:12:06
9	180301M1_10	ST180301M1-9 PFC CS6 18B2320	02-Mar-18	02:23:33
10	180301M1_11	ST180301M1-10 PFC CS7 18B2321	02-Mar-18	02:35:03
11	180301M1_12	IPA	02-Mar-18	02:46:32
12	180301M1_13	ICV180301M1-1 PFC ICV 18B2311	02-Mar-18	02:58:02 ✓
13	180301M1_14	IPA	02-Mar-18	03:09:32
14	180301M1_15	1800342-20 WI-AF-MW-200-0218 0.11976	02-Mar-18	03:21:00
15	180301M1_16	1800327-07 OF-FB44-0218 0.12118	02-Mar-18	03:32:29
16	180301M1_17	1800327-08 OF-RW59-0218 0.1103	02-Mar-18	03:43:58
17	180301M1_18	1800327-09 OF-FB59-0218 0.11633	02-Mar-18	03:55:25
18	180301M1_19	1800327-10 OF-RW03-0218 0.11147	02-Mar-18	04:06:52
19	180301M1_20	1800327-11 OF-FB03-0218 0.11762	02-Mar-18	04:18:19
20	180301M1_21	1800327-12 OF-RW37-0218 0.11621	02-Mar-18	04:29:45
21	180301M1_22	1800327-13 OF-FB37-0218 0.1165	02-Mar-18	04:41:15
22	180301M1_23	B8B0131-BS1 OPR 0.125	02-Mar-18	04:52:36
23	180301M1_24	B8B0131-BLK1 Method Blank 0.125	02-Mar-18	05:04:03
24	180301M1_25	B8B0131-MS1 Matrix Spike 0.12126	02-Mar-18	05:15:33
25	180301M1_26	B8B0131-MSD1 Matrix Spike Dup 0.11914	02-Mar-18	05:27:03
26	180301M1_27	1800329-01 OF-RW59-INF01-0218 0.11462	02-Mar-18	05:38:31
27	180301M1_28	1800329-02 OF-RW59-INF01P-0218 0.11789	02-Mar-18	05:50:02
28	180301M1_29	1800329-03 OF-RW59-MID01-0218 0.11984	02-Mar-18	06:01:31
29	180301M1_30	1800329-04 OF-RW59-EFF01-0218 0.1216	02-Mar-18	06:13:01
30	180301M1_31	1800329-05 OF-RW59-FB01-0218 0.11314	02-Mar-18	06:24:29
31	180301M1_32	1800329-06 OF-RW08-INF01-0218 0.12179	02-Mar-18	06:35:56

Vista Analytical Laboratory

Dataset: Untitled

Last Altered: Saturday, March 03, 2018 06:14:29 Pacific Standard Time

Printed: Saturday, March 03, 2018 06:14:58 Pacific Standard Time

Compound name: PFBA

	Name	ID	Acq.Date	Acq.Time
32	180301M1_33	1800329-07 OF-RW08-MID01-0218 0.10892	02-Mar-18	06:47:18
33	180301M1_34	IPA	02-Mar-18	06:58:45
34	180301M1_35	ST180301M1-11 PFC CS3 18B2317	02-Mar-18	07:10:14 ✓
35	180301M1_36	IPA	02-Mar-18	07:21:44
36	180301M1_37	1800329-08 OF-RW08-EFF01-0218 0.12262	02-Mar-18	07:33:13
37	180301M1_38	1800329-09 OF-RW08-FB01-0218 0.12173	02-Mar-18	07:44:43
38	180301M1_39	1800329-10 OF-RW63-INF01-0218 0.11237	02-Mar-18	07:56:13
39	180301M1_40	1800329-11 OF-RW63-MID01-0218 0.11515	02-Mar-18	08:07:43
40	180301M1_41	1800329-12 OF-RW63-EFF01-0218 0.12129	02-Mar-18	08:19:12
41	180301M1_42	1800329-13 OF-RW63-FB01-0218 0.12066	02-Mar-18	08:30:41
42	180301M1_43	1800329-14 OF-RW44-INF01-0218 0.11484	02-Mar-18	08:42:11
43	180301M1_44	1800329-15 OF-RW44-MID01-0218 0.12094	02-Mar-18	08:53:41
44	180301M1_45	1800329-16 OF-RW44-EFF01-0218 0.11743	02-Mar-18	09:05:10
45	180301M1_46	1800329-17 OF-RW44-FB01-0218 0.12155	02-Mar-18	09:16:31
46	180301M1_47	1800329-18 OF-RW42B-INF01-0218 0.11569	02-Mar-18	09:27:58
47	180301M1_48	B8B0122-BS1 OPR 0.125	02-Mar-18	09:39:25
48	180301M1_49	B8B0122-BSD1 LCSD 0.125	02-Mar-18	09:50:55
49	180301M1_50	B8B0122-BLK1 Method Blank 0.125	02-Mar-18	10:02:24
50	180301M1_51	1800323-01 OF-RW83-0218 0.11418	02-Mar-18	10:13:54
51	180301M1_52	1800323-02 OF-FB83-0218 0.11591	02-Mar-18	10:25:24
52	180301M1_53	1800323-03 OF-RW38-0218 0.11407	02-Mar-18	10:36:53
53	180301M1_54	IPA	02-Mar-18	10:48:23
54	180301M1_55	ST180301M1-12 PFC CS3 18B2317	02-Mar-18	10:59:50
55	180301M1_56	IPA	02-Mar-18	11:11:20
56	180301M1_57	1800323-04 OF-FB38-0218 0.11688	02-Mar-18	11:22:49
57	180301M1_58	1800323-05 OF-RW43-0218 0.1084	02-Mar-18	11:34:19
58	180301M1_59	1800323-06 OF-FB43-0218 0.10942	02-Mar-18	11:45:48
59	180301M1_60	1800323-07 OF-RW08-0218 0.11646	02-Mar-18	11:57:18
60	180301M1_61	1800323-08 OF-FB08-0218 0.11707	02-Mar-18	12:08:45
61	180301M1_62	1800323-09 OF-RW16-0218 0.11565	02-Mar-18	12:20:15
62	180301M1_63	1800323-10 OF-FB16-0218 0.11729	02-Mar-18	12:31:44
63	180301M1_64	1800324-01 OF-RW63-0218 0.11462	02-Mar-18	12:43:14
64	180301M1_65	IPA	02-Mar-18	12:54:41
65	180301M1_66	ST180301M1-13 PFC CS0 18B2314	02-Mar-18	13:06:11 ✓

Dataset: Untitled

Last Altered: Saturday, March 03, 2018 06:14:29 Pacific Standard Time  
 Printed: Saturday, March 03, 2018 06:14:58 Pacific Standard Time

Compound name: PFBA

	Name	ID	Acq.Date	Acq.Time
66	180301M1_67	IPA	02-Mar-18	13:17:40
67	180301M1_68	1800324-02 OF-FB63-0218 0.11622	02-Mar-18	13:29:10
68	180301M1_69	1800324-03 OF-RW23-0218 0.11311	02-Mar-18	13:40:37
69	180301M1_70	1800324-04 OF-FB23-0218 0.11692	02-Mar-18	13:52:07
70	180301M1_71	1800324-05 OF-RW28-0218 0.11227	02-Mar-18	14:03:36
71	180301M1_72	1800324-06 OF-FB28-0218 0.11581	02-Mar-18	14:15:06
72	180301M1_73	1800324-07 OF-RW60-0218 0.11223	02-Mar-18	14:26:32
73	180301M1_74	1800324-08 OF-RW60P-0218 0.11541	02-Mar-18	14:38:02
74	180301M1_75	1800324-09 OF-FB60-0218 0.11817	02-Mar-18	14:49:29
75	180301M1_76	1800324-10 OF-RW42C-0218 0.11358	02-Mar-18	15:00:58
76	180301M1_77	B8B0068-BS1 OPR 0.25	02-Mar-18	15:12:27
77	180301M1_78	B8B0068-BLK1 Method Blank 0.25	02-Mar-18	15:23:58
78	180301M1_79	1800272-01 MtBE_7256 0.26427	02-Mar-18	15:35:24
79	180301M1_80	1800286-01 GW2125180205RAP 0.25961	02-Mar-18	15:46:54
80	180301M1_81	1800286-02 GW3135180206RAP 0.25631	02-Mar-18	15:58:21
81	180301M1_82	1800286-03 GW4044180206RAP 0.25699	02-Mar-18	16:09:50
82	180301M1_83	1800286-04 GW5054180206RAP 0.26906	02-Mar-18	16:21:19
83	180301M1_84	1800286-05 GW5963180207RAP 0.26219	02-Mar-18	16:32:46
84	180301M1_85	IPA	02-Mar-18	16:44:16
85	180301M1_86	ST180301M1-14 PFC CS3 18B2317	02-Mar-18	16:55:46
86	180301M1_87	IPA	02-Mar-18	17:07:16
87	180301M1_88	1800286-06 GW2024180207RAP 0.25995	02-Mar-18	17:18:45
88	180301M1_89	1800286-07 GW3034180207RAP 0.25817	02-Mar-18	17:30:14
89	180301M1_90	1800286-08 GW4145180207RAP 0.26371	02-Mar-18	17:41:43
90	180301M1_91	1800286-09 GW5054180208RAP 0.26011	02-Mar-18	17:53:13
91	180301M1_92	1800293-01 HS DW WELL 1-TAP 0.26085	02-Mar-18	18:04:42
92	180301M1_93	1800293-02 FB1802071025AB 0.26261	02-Mar-18	18:16:12
93	180301M1_94	1800293-03 HS DW WELL 2-TAP 0.25552	02-Mar-18	18:27:41
94	180301M1_95	1800293-04 HS DW WELL 12-TAP 0.26089	02-Mar-18	18:39:11
95	180301M1_96	1800293-05 HS DW WELL 12-TAP-DUP 0.25274	02-Mar-18	18:50:38
96	180301M1_97	1800293-06 HS BUS Garage Well-TAP 0.25645	02-Mar-18	19:02:05
97	180301M1_98	1800293-07 HS Maint. Barn Well-TAP 0.25599	02-Mar-18	19:13:32
98	180301M1_99	IPA	02-Mar-18	19:25:00
99	180301M1_100	ST180301M1-15 PFC CS3 18B2317	02-Mar-18	19:36:30

Dataset: Untitled

Last Altered: Saturday, March 03, 2018 06:14:29 Pacific Standard Time

Printed: Saturday, March 03, 2018 06:14:58 Pacific Standard Time

Compound name: PFBA

	Name	ID	Acq.Date	Acq.Time
100	180301M1_101	IPA	02-Mar-18	19:47:56
101	180301M1_102	1800293-08 Elementary School Well-TAP 0.261...	02-Mar-18	19:59:26
102	180301M1_103	B8B0072-BS1 OPR 1	02-Mar-18	20:10:55
103	180301M1_104	B8B0072-BLK1 Method Blank 1	02-Mar-18	20:22:16
104	180301M1_105	1800205-01 PFAS in Soil, 462, Soil 101 1.04	02-Mar-18	20:33:43
105	180301M1_106	IPA	02-Mar-18	20:45:10
106	180301M1_107	ST180301M1-16 PFC CS3 18B2317	02-Mar-18	20:56:40
107	180301M1_108	IPA	02-Mar-18	21:08:07

Dataset: F:\Projects\PFAS.PRO\Results\180301M1\180301M1-55.qld

Last Altered: Monday, March 05, 2018 09:05:48 Pacific Standard Time

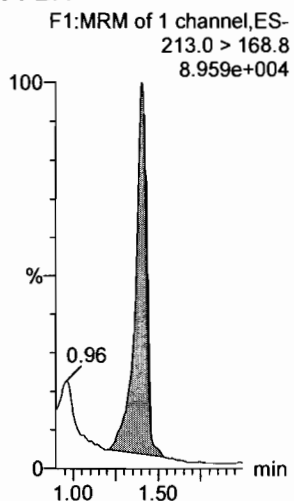
Printed: Monday, March 05, 2018 09:05:59 Pacific Standard Time

Method: F:\Projects\PFAS.PRO\MethDB\PFAS\_FULL\_80C\_022718.mdb 28 Feb 2018 13:19:45

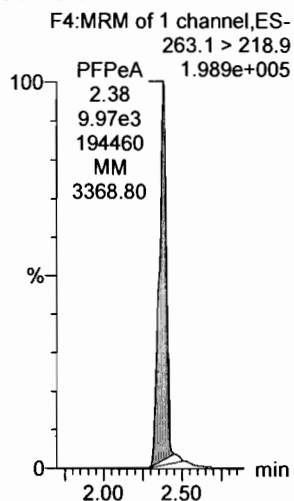
Calibration: F:\Projects\PFAS.PRO\CurveDB\C18\_VAL-PFAS\_Q4\_03-01-18-FULL.cdb 05 Mar 2018 08:17:35

Name: 180301M1\_55, Date: 02-Mar-2018, Time: 10:59:50, ID: ST180301M1-12 PFC CS3 18B2317, Description: PFC CS3 18B2317

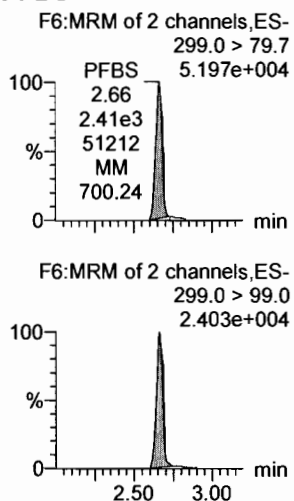
**PFBA**




**PFPeA**



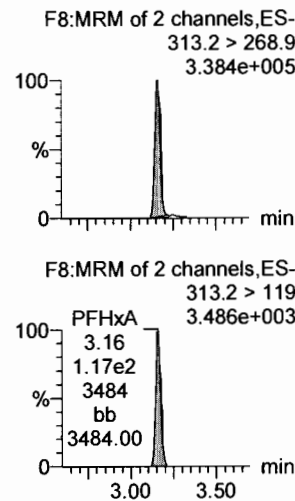
**PFBS**



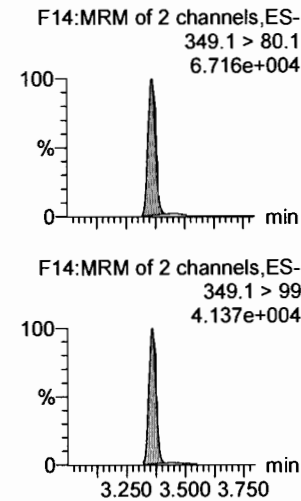
**4:2 FTS**



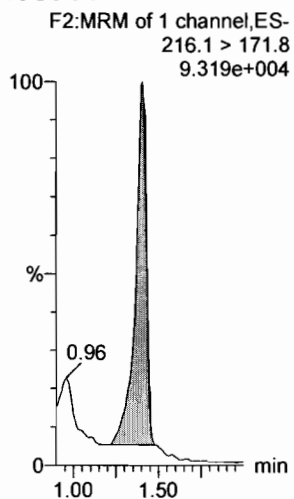
**PFHxA**



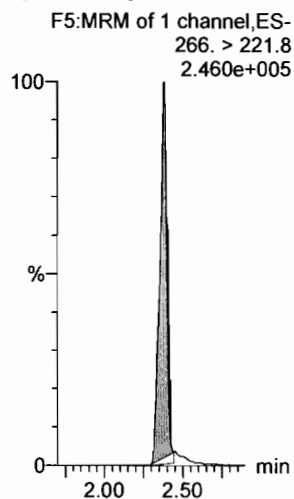
**PFPeS**



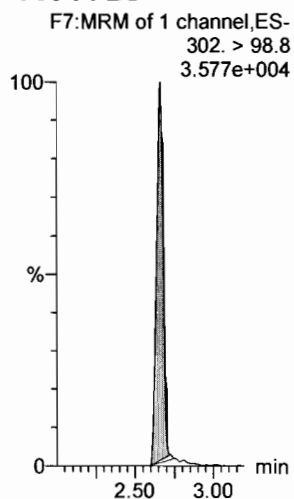
**13C3-PFBA**



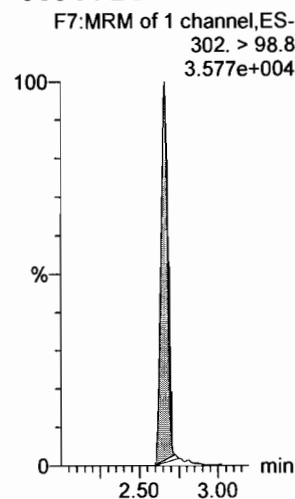
**13C3-PFPeA**



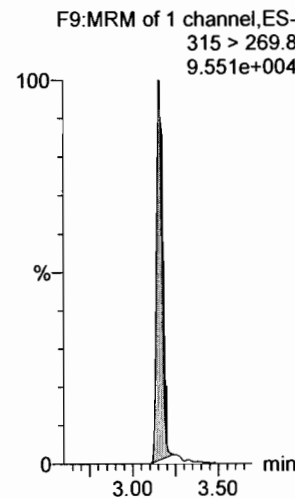
**13C3-PFBS**



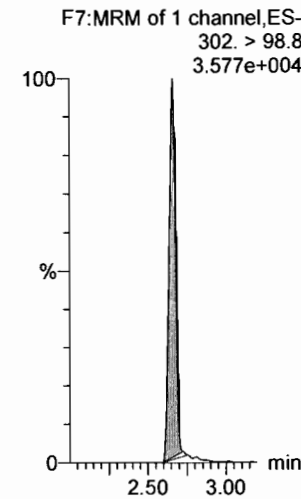
**13C3-PFBS**



**13C2-PFHxA**



**13C3-PFBS**





Dataset: F:\Projects\PFAS.PRO\Results\180301M1\180301M1-55.qld

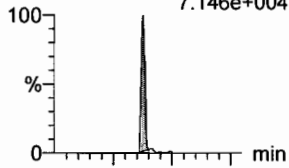
Last Altered: Monday, March 05, 2018 09:05:48 Pacific Standard Time

Printed: Monday, March 05, 2018 09:05:59 Pacific Standard Time

Name: 180301M1\_55, Date: 02-Mar-2018, Time: 10:59:50, ID: ST180301M1-12 PFC CS3 18B2317, Description: PFC CS3 18B2317

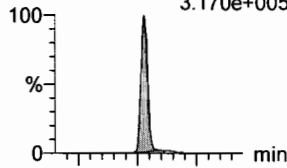
6:2 FTS

F23:MRM of 2 channels,ES-  
427.1 > 407  
7.146e+004



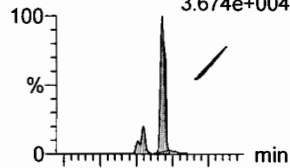
PFHpA

F15:MRM of 2 channels,ES-  
363.0 > 318.9  
3.170e+005



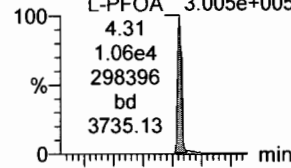
L-PFHxS

F17:MRM of 2 channels,ES-  
398.9 > 79.6  
3.674e+004



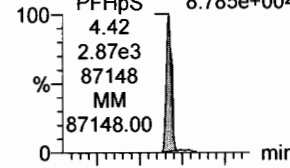
L-PFOA

F20:MRM of 2 channels,ES-  
413 > 368.7  
3.005e+005



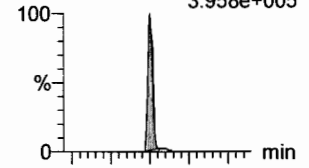
PFHpS

F25:MRM of 2 channels,ES-  
449 > 80.0  
8.785e+004

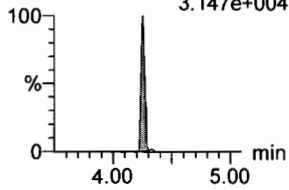


PFNA

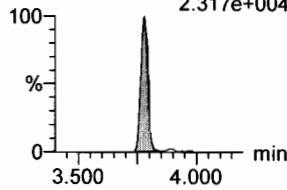
F26:MRM of 2 channels,ES-  
463.0 > 418.8  
3.958e+005



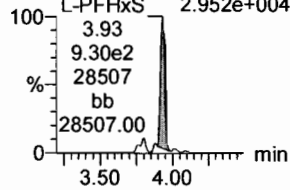
F23:MRM of 2 channels,ES-  
427.1 > 80  
3.147e+004



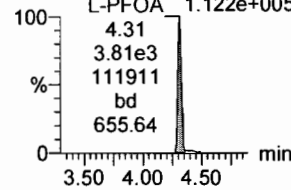
F15:MRM of 2 channels,ES-  
363.0 > 169.0  
2.317e+004



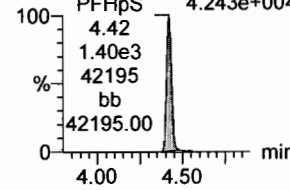
F17:MRM of 2 channels,ES-  
398.9 > 99.0  
2.952e+004



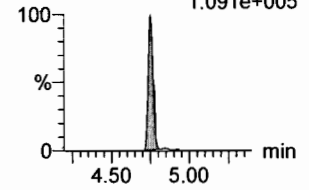
F20:MRM of 2 channels,ES-  
413 > 169  
1.122e+005



F25:MRM of 2 channels,ES-  
449 > 98.7  
4.243e+004

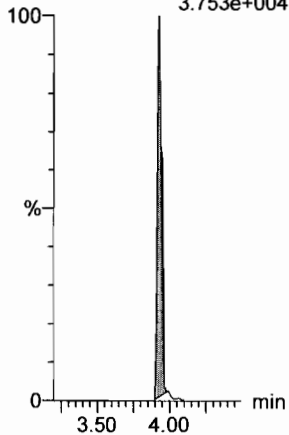


F26:MRM of 2 channels,ES-  
463.0 > 219.0  
1.091e+005



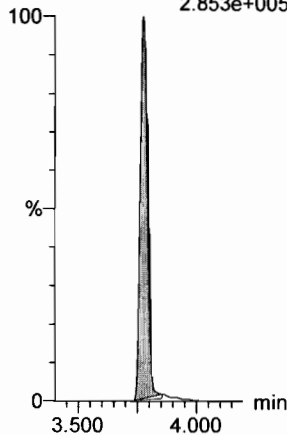
18O2-PFHxS

F19:MRM of 1 channel,ES-  
403.0 > 102.6  
3.753e+004



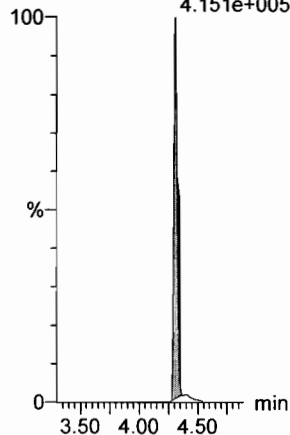
13C4-PFHpA

F16:MRM of 1 channel,ES-  
367.2 > 321.8  
2.853e+005



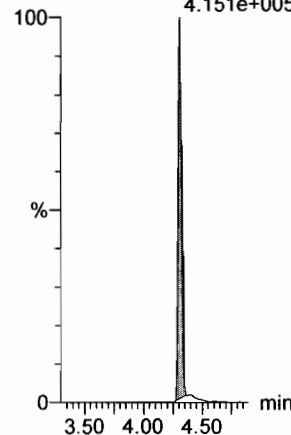
13C2-PFOA

F21:MRM of 1 channel,ES-  
414.9 > 369.7  
4.151e+005



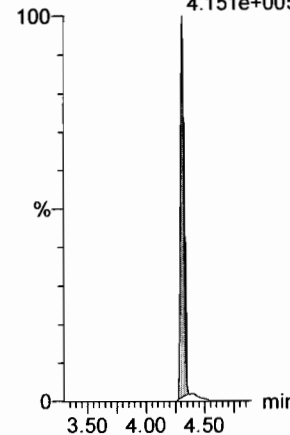
13C2-PFOA

F21:MRM of 1 channel,ES-  
414.9 > 369.7  
4.151e+005



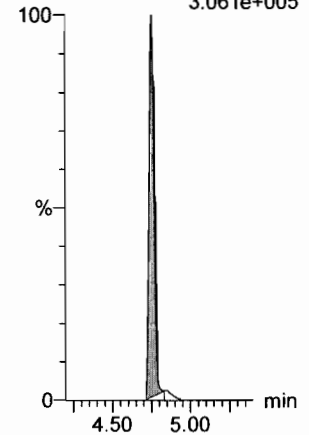
13C2-PFOA

F21:MRM of 1 channel,ES-  
414.9 > 369.7  
4.151e+005



13C5-PFNA

F27:MRM of 1 channel,ES-  
468.2 > 422.9  
3.061e+005

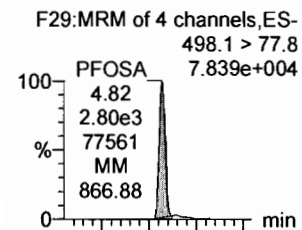


Dataset: F:\Projects\PFAS.PRO\Results\180301M1\180301M1-55.qld

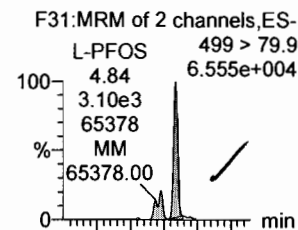
Last Altered: Monday, March 05, 2018 09:05:48 Pacific Standard Time  
Printed: Monday, March 05, 2018 09:05:59 Pacific Standard Time

Name: 180301M1\_55, Date: 02-Mar-2018, Time: 10:59:50, ID: ST180301M1-12 PFC CS3 18B2317, Description: PFC CS3 18B2317

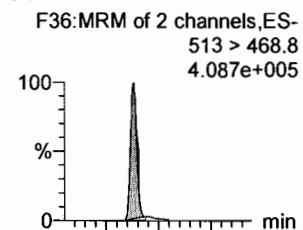
**PFOSA**



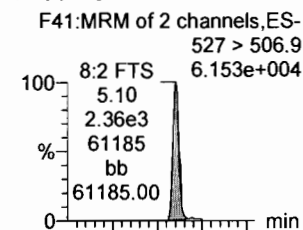
**L-PFOS**



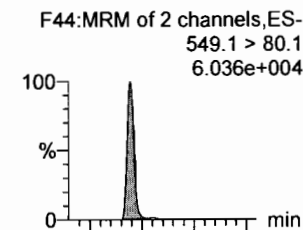
**PFDA**



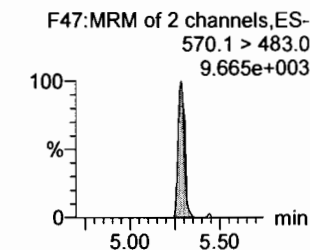
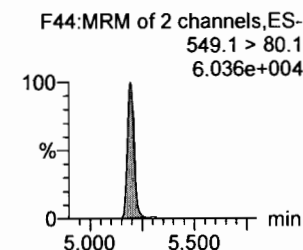
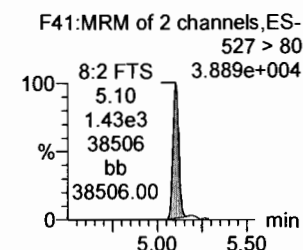
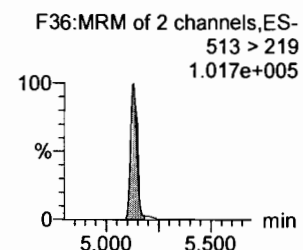
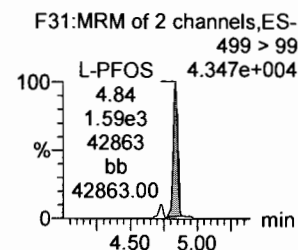
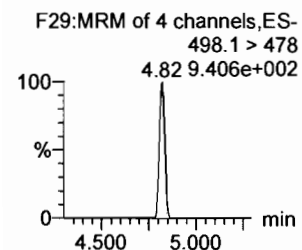
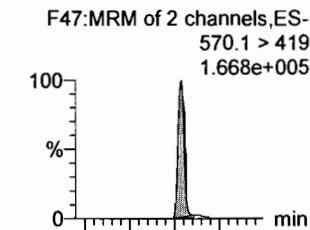
**8:2 FTS**



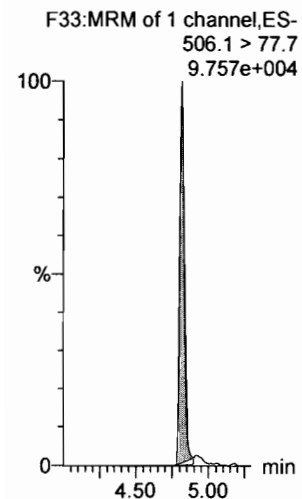
**PFNS**



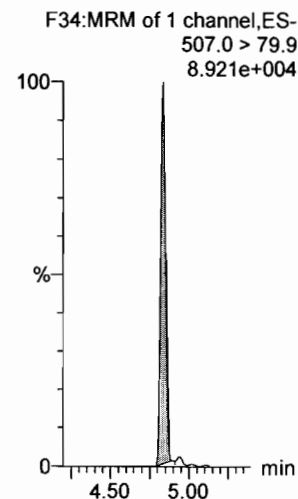
**N-MeFOSAA**



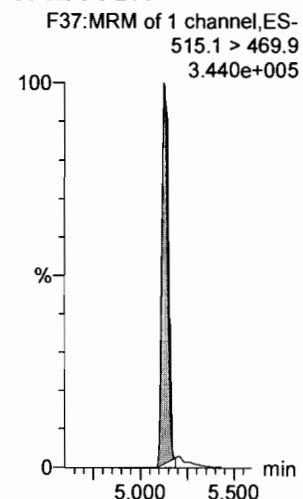
**13C8-PFOSA**



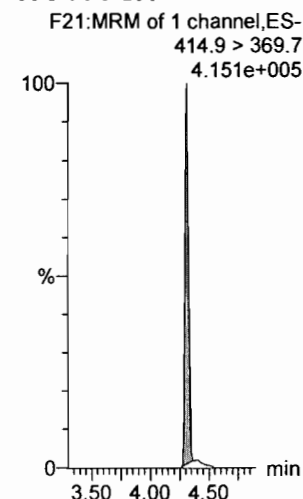
**13C8-PFOS**



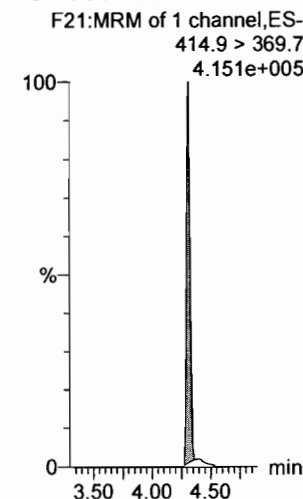
**13C2-PFDA**



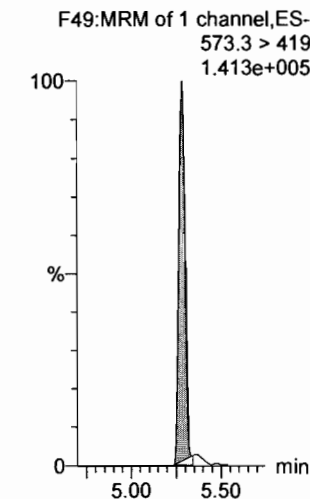
**13C2-PFOA**



**13C2-PFOA**



**d3-N-MeFOSAA**

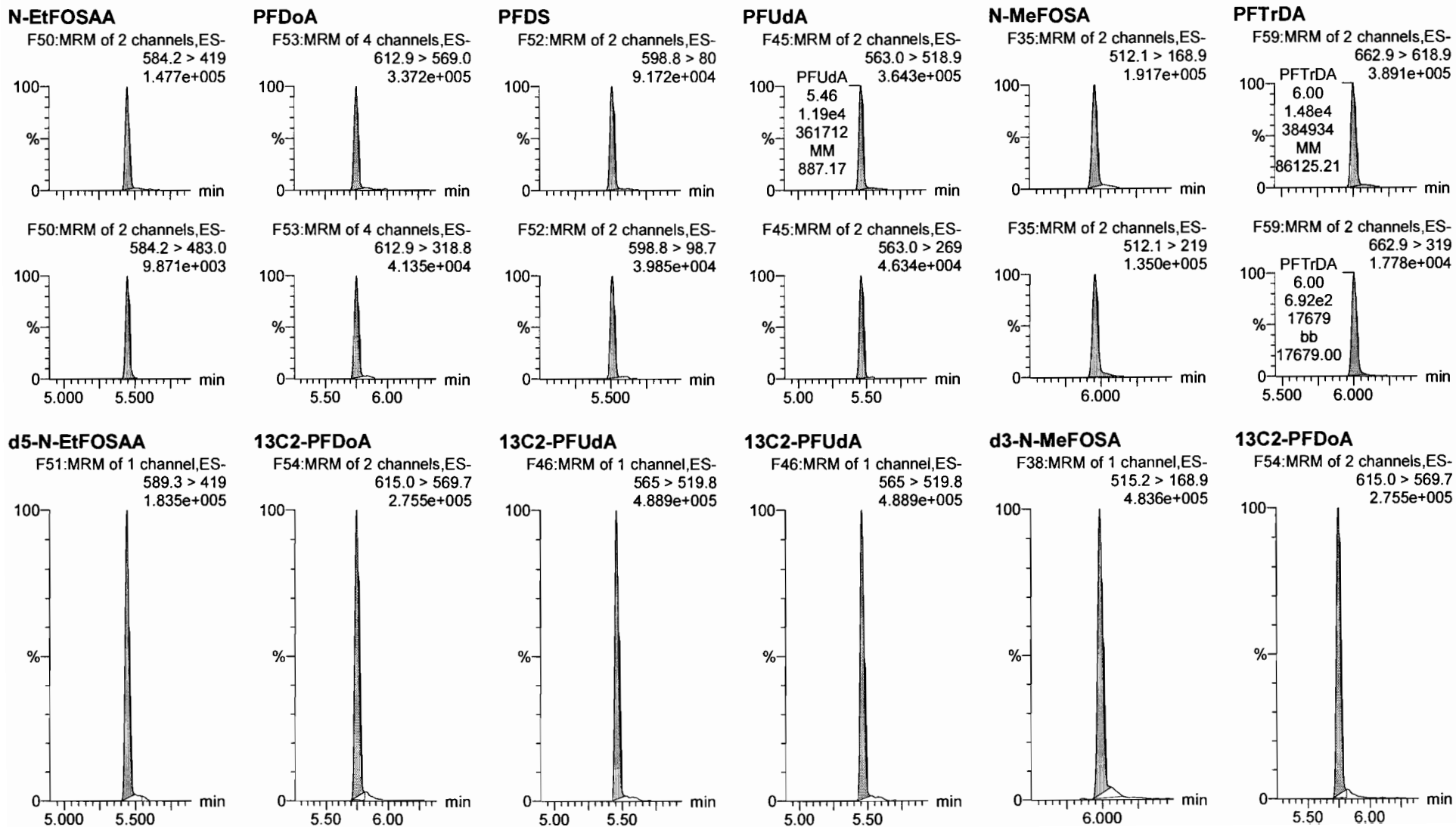


Dataset: F:\Projects\PFAS.PRO\Results\180301M1\180301M1-55.qld

Last Altered: Monday, March 05, 2018 09:05:48 Pacific Standard Time

Printed: Monday, March 05, 2018 09:05:59 Pacific Standard Time

Name: 180301M1\_55, Date: 02-Mar-2018, Time: 10:59:50, ID: ST180301M1-12 PFC CS3 18B2317, Description: PFC CS3 18B2317



Dataset: F:\Projects\PFAS.PRO\Results\180301M1\180301M1-55.qld

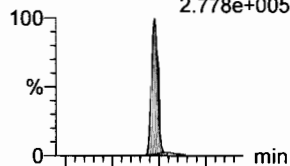
Last Altered: Monday, March 05, 2018 09:05:48 Pacific Standard Time

Printed: Monday, March 05, 2018 09:05:59 Pacific Standard Time

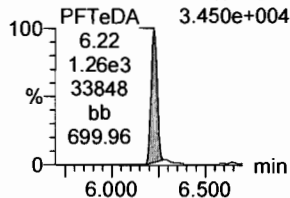
Name: 180301M1\_55, Date: 02-Mar-2018, Time: 10:59:50, ID: ST180301M1-12 PFC CS3 18B2317, Description: PFC CS3 18B2317

**PFTeDA**

F60:MRM of 2 channels,ES-  
712.9 > 668.8  
2.778e+005

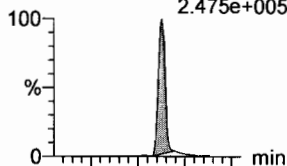


F60:MRM of 2 channels,ES-  
712.9 > 369  
3.450e+004

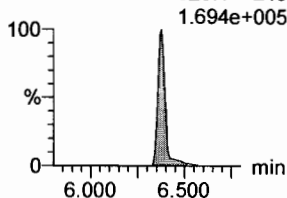


**N-EtFOSA**

F40:MRM of 2 channels,ES-  
526.1 > 168.9  
2.475e+005

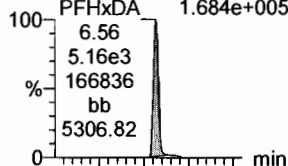


F40:MRM of 2 channels,ES-  
526.1 > 219  
1.694e+005

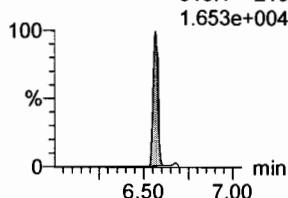


**PFHxDA**

F62:MRM of 2 channels,ES-  
813.1 > 768.6  
1.684e+005




F62:MRM of 2 channels,ES-  
813.1 > 219  
1.653e+004

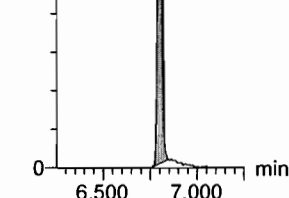


**PFODA**

F64:MRM of 1 channel,ES-  
913.1 > 868.8  
2.771e+005




F64:MRM of 1 channel,ES-  
913.1 > 868.8  
2.771e+005

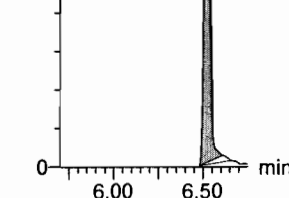


**N-MeFOSE**

F55:MRM of 1 channel,ES-  
616.1 > 58.9  
2.895e+005




F55:MRM of 1 channel,ES-  
616.1 > 58.9  
2.895e+005

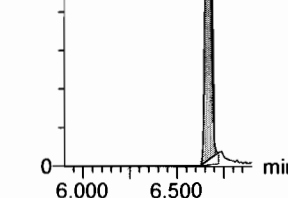


**N-EtFOSE**

F57:MRM of 1 channel,ES-  
630.1 > 58.9  
3.174e+005

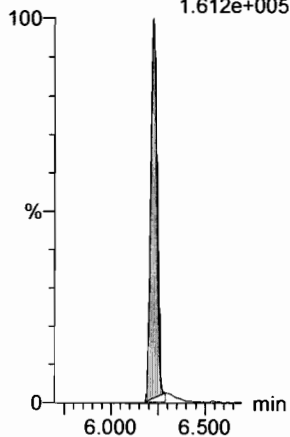


F57:MRM of 1 channel,ES-  
630.1 > 58.9  
3.174e+005



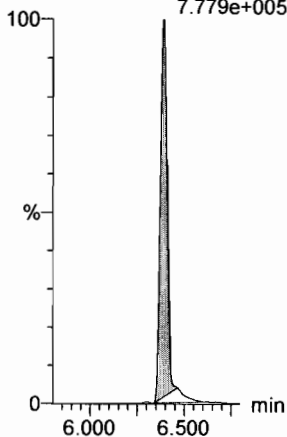
**13C2-PFTeDA**

F61:MRM of 2 channels,ES-  
714.8 > 669.6  
1.612e+005



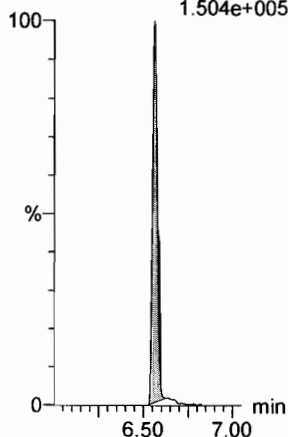
**d5-N-ETFOSA**

F43:MRM of 1 channel,ES-  
531.1 > 168.9  
7.779e+005



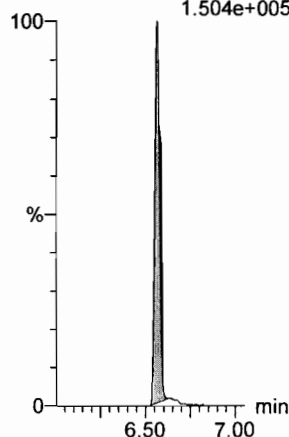
**13C2-PFHxDA**

F63:MRM of 1 channel,ES-  
815 > 769.7  
1.504e+005



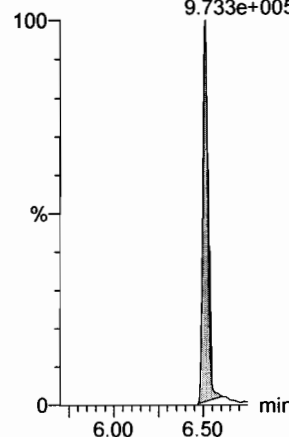
**13C2-PFHxDA**

F63:MRM of 1 channel,ES-  
815 > 769.7  
1.504e+005



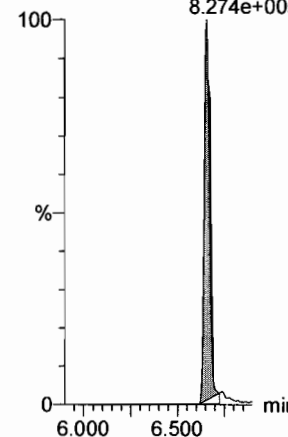
**d7-N-MeFOSE**

F56:MRM of 1 channel,ES-  
623.1 > 58.9  
9.733e+005



**d9-N-EtFOSE**

F58:MRM of 1 channel,ES-  
639.2 > 58.8  
8.274e+005



Dataset: F:\Projects\PFAS.PRO\Results\180301M1\180301M1-55.qld

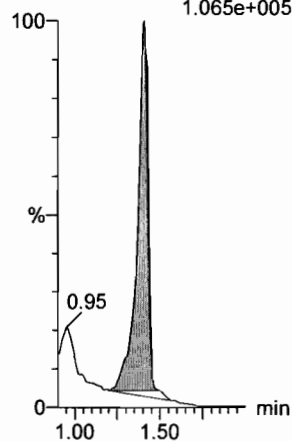
Last Altered: Monday, March 05, 2018 09:05:48 Pacific Standard Time

Printed: Monday, March 05, 2018 09:05:59 Pacific Standard Time

Name: 180301M1\_55, Date: 02-Mar-2018, Time: 10:59:50, ID: ST180301M1-12 PFC CS3 18B2317, Description: PFC CS3 18B2317

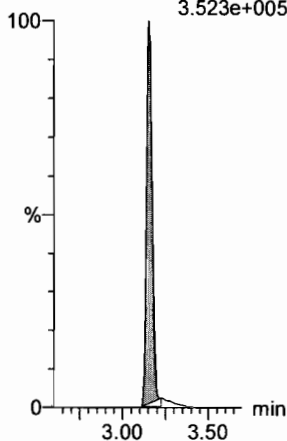
**13C4-PFBA**

F3:MRM of 1 channel,ES-  
217. > 171.8  
1.065e+005



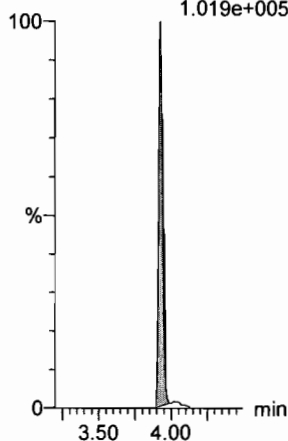
**13C5-PFHxA**

F10:MRM of 1 channel,ES-  
318 > 272.9  
3.523e+005



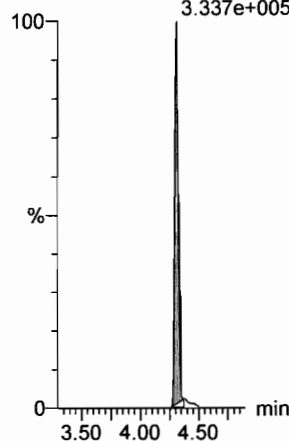
**13C3-PFHxS**

F18:MRM of 1 channel,ES-  
401.9 > 79.9  
1.019e+005



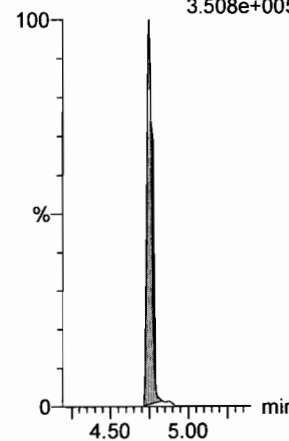
**13C8-PFOA**

F22:MRM of 1 channel,ES-  
421.3 > 376  
3.337e+005



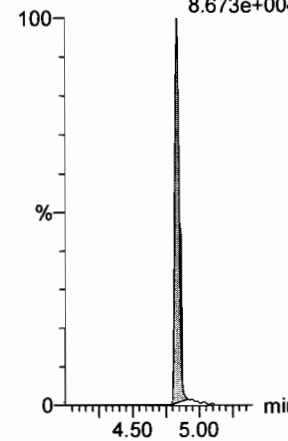
**13C9-PFNA**

F28:MRM of 1 channel,ES-  
472.2 > 426.9  
3.508e+005



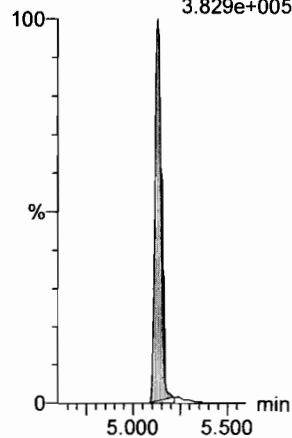
**13C4-PFOS**

F32:MRM of 1 channel,ES-  
503 > 79.9  
8.673e+004



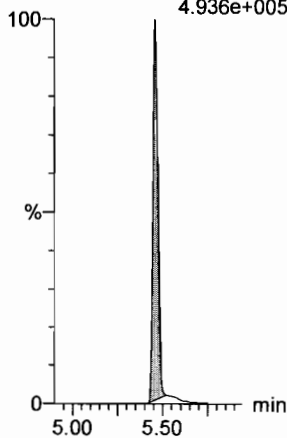
**13C6-PFDA**

F39:MRM of 1 channel,ES-  
519.1 > 473.7  
3.829e+005



**13C7-PFUdA**

F48:MRM of 1 channel,ES-  
570.1 > 524.8  
4.936e+005



**INITIAL CALIBRATION (ICAL)**  
**INCLUDING ASSOCIATED**  
**INITIAL CALIBRATION VERIFICATION (ICV) AND INSTRUMENT BLANK (IB)**

Dataset: F:\Projects\PFAS.PRO\Results\180301M1\180301M1-CRV.qld

*MT 3/5/18*

Last Altered: Saturday, March 03, 2018 05:10:16 Pacific Standard Time  
 Printed: Saturday, March 03, 2018 05:11:05 Pacific Standard Time

Method: F:\Projects\PFAS.PRO\MethDB\PFAS\_FULL\_80C\_022718.mdb 28 Feb 2018 13:19:45  
 Calibration: F:\Projects\PFAS.PRO\CurveDB\C18\_VAL-PFAS\_Q4\_03-01-18-FULL.cdb 03 Mar 2018 05:10:16

**Compound name: PFBA**

Correlation coefficient:  $r = 0.999933$ ,  $r^2 = 0.999866$

Calibration curve:  $1.21518 * x + -0.0256219$

Response type: Internal Std ( Ref 34 ), Area \* ( IS Conc. / IS Area )

Curve type: Linear, Origin: Include, Weighting: 1/x, Axis trans: None

*gm  
3/3/18*

	# Name	Type	Std. Conc	RT	Area	IS Area	Response	Conc.	%Dev	Conc. Flag	CoD	CoD Flag	x=excluded
1	1 180301M1_2	Standard	0.250	1.46	135.658	6286.779	0.270	0.2	-2.8	NO	1.000	NO	MM
2	2 180301M1_3	Standard	0.500	1.45	266.757	6958.397	0.479	0.4	-16.9	NO	1.000	NO	MM
3	3 180301M1_4	Standard	1.000	1.45	721.749	6946.079	1.299	1.1	9.0	NO	1.000	NO	bb
4	4 180301M1_5	Standard	2.000	1.44	1460.232	6882.975	2.652	2.2	10.2	NO	1.000	NO	MM
5	5 180301M1_6	Standard	5.000	1.45	3164.139	6660.850	5.938	4.9	-1.8	NO	1.000	NO	MM
6	6 180301M1_7	Standard	10.000	1.44	5863.623	6222.417	11.779	9.7	-2.9	NO	1.000	NO	bb
7	7 180301M1_8	Standard	50.000	1.44	32314.246	6796.288	59.434	48.9	-2.1	NO	1.000	NO	MM
8	8 180301M1_9	Standard	100.000	1.45	61229.617	6412.225	119.361	98.2	-1.8	NO	1.000	NO	MM
9	9 180301M1_10	Standard	250.000	1.45	162441.047	6672.185	304.325	250.5	0.2	NO	1.000	NO	MM
10	10 180301M1_11	Standard	500.000	1.45	291507.344	5967.153	610.650	502.5	0.5	NO	1.000	NO	MM

**Compound name: PFPeA**

Correlation coefficient:  $r = 0.999732$ ,  $r^2 = 0.999463$

Calibration curve:  $1.00597 * x + 0.00234598$

Response type: Internal Std ( Ref 35 ), Area \* ( IS Conc. / IS Area )

Curve type: Linear, Origin: Exclude, Weighting: 1/x, Axis trans: None

	# Name	Type	Std. Conc	RT	Area	IS Area	Response	Conc.	%Dev	Conc. Flag	CoD	CoD Flag	x=excluded
1	1 180301M1_2	Standard	0.250	2.42	245.356	12365.768	0.248	0.2	-2.3	NO	0.999	NO	MM
2	2 180301M1_3	Standard	0.500	2.42	503.459	13322.704	0.472	0.5	-6.6	NO	0.999	NO	bb
3	3 180301M1_4	Standard	1.000	2.41	1147.483	12966.504	1.106	1.1	9.7	NO	0.999	NO	bb
4	4 180301M1_5	Standard	2.000	2.42	2135.908	13260.860	2.013	2.0	-0.0	NO	0.999	NO	bb
5	5 180301M1_6	Standard	5.000	2.42	5119.511	12760.613	5.015	5.0	-0.3	NO	0.999	NO	MM
6	6 180301M1_7	Standard	10.000	2.41	10018.637	12144.494	10.312	10.2	2.5	NO	0.999	NO	MM
7	7 180301M1_8	Standard	50.000	2.41	48048.945	12385.531	48.493	48.2	-3.6	NO	0.999	NO	MM
8	8 180301M1_9	Standard	100.000	2.42	98040.086	11897.310	103.007	102.4	2.4	NO	0.999	NO	MM
9	9 180301M1_10	Standard	250.000	2.42	242837.563	12462.676	243.565	242.1	-3.2	NO	0.999	NO	MM

Dataset: F:\Projects\PFAS.PRO\Results\180301M1\180301M1-CRV.qld

Last Altered: Saturday, March 03, 2018 05:10:16 Pacific Standard Time

Printed: Saturday, March 03, 2018 05:11:05 Pacific Standard Time

**Compound name: PFPeA**

#	Name	Type	Std. Conc	RT	Area	IS Area	Response	Conc.	%Dev	Conc. Flag	CoD	CoD Flag	x=excluded
10	10 180301M1_11	Standard	500.000	2.41	410959.500	10071.927	510.031	507.0	1.4	NO	0.999	NO	MM

**Compound name: PFBS**

Coefficient of Determination: R<sup>2</sup> = 0.999738

Calibration curve: -0.0001083 \* x<sup>2</sup> + 1.80781 \* x + -0.110765

Response type: Internal Std ( Ref 36 ), Area \* ( IS Conc. / IS Area )

Curve type: 2nd Order, Origin: Exclude, Weighting: 1/x, Axis trans: None

#	Name	Type	Std. Conc	RT	Area	IS Area	Response	Conc.	%Dev	Conc. Flag	CoD	CoD Flag	x=excluded
1	1 180301M1_2	Standard	0.250	2.70	53.841	1714.972	0.392	0.3	11.3	NO	1.000	NO	MM
2	2 180301M1_3	Standard	0.500	2.69	98.916	1691.487	0.731	0.5	-6.9	NO	1.000	NO	bb
3	3 180301M1_4	Standard	1.000	2.68	242.299	1654.450	1.831	1.1	7.4	NO	1.000	NO	bb
4	4 180301M1_5	Standard	2.000	2.69	478.066	1621.268	3.686	2.1	5.0	NO	1.000	NO	MM
5	5 180301M1_6	Standard	5.000	2.70	1029.630	1622.102	7.934	4.5	-11.0	NO	1.000	NO	MM
6	6 180301M1_7	Standard	10.000	2.69	2138.917	1609.169	16.615	9.3	-7.4	NO	1.000	NO	bb
7	7 180301M1_8	Standard	50.000	2.68	11191.259	1565.804	89.341	49.6	-0.7	NO	1.000	NO	MM
8	8 180301M1_9	Standard	100.000	2.69	22311.174	1509.528	184.753	102.9	2.9	NO	1.000	NO	MM
9	9 180301M1_10	Standard	250.000	2.70	51515.148	1456.884	441.998	248.2	-0.7	NO	1.000	NO	MM
10	10 180301M1_11	Standard	500.000	2.69	88628.734	1262.763	877.329	500.4	0.1	NO	1.000	NO	MM

**Compound name: 4:2 FTS**

Coefficient of Determination: R<sup>2</sup> = 0.999555

Calibration curve: -9.45792e-005 \* x<sup>2</sup> + 1.39095 \* x + 0.0149965

Response type: Internal Std ( Ref 36 ), Area \* ( IS Conc. / IS Area )

Curve type: 2nd Order, Origin: Exclude, Weighting: 1/x, Axis trans: None

#	Name	Type	Std. Conc	RT	Area	IS Area	Response	Conc.	%Dev	Conc. Flag	CoD	CoD Flag	x=excluded
1	1 180301M1_2	Standard	0.250	3.10	50.905	1714.972	0.371	0.3	2.4	NO	1.000	NO	MM
2	2 180301M1_3	Standard	0.500	3.09	106.086	1691.487	0.784	0.6	10.6	NO	1.000	NO	bb
3	3 180301M1_4	Standard	1.000	3.08	181.856	1654.450	1.374	1.0	-2.3	NO	1.000	NO	bb
4	4 180301M1_5	Standard	2.000	3.09	354.889	1621.268	2.736	2.0	-2.2	NO	1.000	NO	bb
5	5 180301M1_6	Standard	5.000	3.10	798.517	1622.102	6.153	4.4	-11.7	NO	1.000	NO	bb
6	6 180301M1_7	Standard	10.000	3.09	1768.300	1609.169	13.736	9.9	-1.3	NO	1.000	NO	bb
7	7 180301M1_8	Standard	50.000	3.09	9027.716	1565.804	72.069	52.0	4.0	NO	1.000	NO	MM



Dataset: F:\Projects\PFAS.PRO\Results\180301M1\180301M1-CRV.qld

Last Altered: Saturday, March 03, 2018 05:10:16 Pacific Standard Time  
 Printed: Saturday, March 03, 2018 05:11:05 Pacific Standard Time

**Compound name: 4:2 FTS**

#	Name	Type	Std. Conc	RT	Area	IS Area	Response	Conc.	%Dev	Conc. Flag	CoD	CoD Flag	x=excluded
8	8 180301M1_9	Standard	100.000	3.09	17111.162	1509.528	141.693	102.6	2.6	NO	1.000	NO	MM
9	9 180301M1_10	Standard	250.000	3.10	38839.133	1456.884	333.238	243.6	-2.6	NO	1.000	NO	bb
10	10 180301M1_11	Standard	500.000	3.09	68207.023	1262.763	675.176	502.6	0.5	NO	1.000	NO	bb

**Compound name: PFHxA**

Coefficient of Determination: R<sup>2</sup> = 0.999401

Calibration curve: -0.000167228 \* x<sup>2</sup> + 1.53598 \* x + 0.061558

Response type: Internal Std ( Ref 37 ), Area \* ( IS Conc. / IS Area )

Curve type: 2nd Order, Origin: Include, Weighting: 1/x, Axis trans: None

#	Name	Type	Std. Conc	RT	Area	IS Area	Response	Conc.	%Dev	Conc. Flag	CoD	CoD Flag	x=excluded
1	1 180301M1_2	Standard	0.250	3.19	309.128	3787.204	0.408	0.2	-9.7	NO	0.999	NO	bb
2	2 180301M1_3	Standard	0.500	3.18	635.117	3818.646	0.832	0.5	0.3	NO	0.999	NO	bb
3	3 180301M1_4	Standard	1.000	3.18	1247.199	3524.773	1.769	1.1	11.2	NO	0.999	NO	bb
4	4 180301M1_5	Standard	2.000	3.19	2459.177	3797.590	3.238	2.1	3.4	NO	0.999	NO	bb
5	5 180301M1_6	Standard	5.000	3.19	5797.657	3804.469	7.620	4.9	-1.5	NO	0.999	NO	bb
6	6 180301M1_7	Standard	10.000	3.18	11413.377	3334.226	17.115	11.1	11.2	NO	0.999	NO	MM
7	7 180301M1_8	Standard	50.000	3.18	60329.688	3732.596	80.815	52.9	5.8	NO	0.999	NO	MM
8	8 180301M1_9	Standard	100.000	3.19	103893.352	3575.754	145.275	95.5	-4.5	NO	0.999	NO	MM
9	9 180301M1_10	Standard	250.000	3.19	265609.688	3561.678	372.872	249.5	-0.2	NO	0.999	NO	MM
10	10 180301M1_11	Standard	500.000	3.18	488983.531	3360.802	727.480	500.9	0.2	NO	0.999	NO	MM

**Compound name: PFPeS**

Correlation coefficient: r = 0.999511, r<sup>2</sup> = 0.999022

Calibration curve: 1.97048 \* x + -0.0874669

Response type: Internal Std ( Ref 36 ), Area \* ( IS Conc. / IS Area )

Curve type: Linear, Origin: Exclude, Weighting: 1/x, Axis trans: None

#	Name	Type	Std. Conc	RT	Area	IS Area	Response	Conc.	%Dev	Conc. Flag	CoD	CoD Flag	x=excluded
1	1 180301M1_2	Standard	0.250	3.39	50.239	1714.972	0.366	0.2	-7.9	NO	0.999	NO	MM
2	2 180301M1_3	Standard	0.500	3.39	112.011	1691.487	0.828	0.5	-7.1	NO	0.999	NO	bb
3	3 180301M1_4	Standard	1.000	3.38	233.117	1654.450	1.761	0.9	-6.2	NO	0.999	NO	bb
4	4 180301M1_5	Standard	2.000	3.39	599.905	1621.268	4.625	2.4	19.6	NO	0.999	NO	bb
5	5 180301M1_6	Standard	5.000	3.39	1320.434	1622.102	10.175	5.2	4.2	NO	0.999	NO	bb

Dataset: F:\Projects\PFAS.PRO\Results\180301M1\180301M1-CRV.qld

Last Altered: Saturday, March 03, 2018 05:10:16 Pacific Standard Time

Printed: Saturday, March 03, 2018 05:11:05 Pacific Standard Time

**Compound name: PFPeS**

#	Name	Type	Std. Conc	RT	Area	IS Area	Response	Conc.	%Dev	Conc. Flag	CoD	CoD Flag	x=excluded
6	6 180301M1_7	Standard	10.000	3.38	2292.361	1609.169	17.807	9.1	-9.2	NO	0.999	NO	bb
7	7 180301M1_8	Standard	50.000	3.38	12515.984	1565.804	99.917	50.8	1.5	NO	0.999	NO	MM
8	8 180301M1_9	Standard	100.000	3.39	24927.375	1509.528	206.417	104.8	4.8	NO	0.999	NO	bb
9	9 180301M1_10	Standard	250.000	3.39	58963.379	1456.884	505.903	256.8	2.7	NO	0.999	NO	MM
10	10 180301M1_11	Standard	500.000	3.38	97152.781	1262.763	961.708	488.1	-2.4	NO	0.999	NO	MM

**Compound name: PFHpA**

Correlation coefficient:  $r = 0.999214$ ,  $r^2 = 0.998428$

Calibration curve:  $1.37003 * x + -0.0299465$

Response type: Internal Std ( Ref 38 ), Area \* ( IS Conc. / IS Area )

Curve type: Linear, Origin: Exclude, Weighting: 1/x, Axis trans: None

#	Name	Type	Std. Conc	RT	Area	IS Area	Response	Conc.	%Dev	Conc. Flag	CoD	CoD Flag	x=excluded
1	1 180301M1_2	Standard	0.250	3.81	251.998	8476.845	0.372	0.3	17.2	NO	0.998	NO	bb
2	2 180301M1_3	Standard	0.500	3.80	495.658	9463.217	0.655	0.5	-0.1	NO	0.998	NO	MM
3	3 180301M1_4	Standard	1.000	3.80	946.567	8861.947	1.335	1.0	-0.4	NO	0.998	NO	bb
4	4 180301M1_5	Standard	2.000	3.80	1955.142	9052.763	2.700	2.0	-0.4	NO	0.998	NO	bb
5	5 180301M1_6	Standard	5.000	3.81	4927.217	9795.044	6.288	4.6	-7.8	NO	0.998	NO	MM
6	6 180301M1_7	Standard	10.000	3.80	9441.985	9084.935	12.991	9.5	-5.0	NO	0.998	NO	bb
7	7 180301M1_8	Standard	50.000	3.79	45158.984	8543.293	66.074	48.2	-3.5	NO	0.998	NO	MM
8	8 180301M1_9	Standard	100.000	3.80	89408.023	7947.266	140.627	102.7	2.7	NO	0.998	NO	MM
9	9 180301M1_10	Standard	250.000	3.81	221058.953	8559.754	322.817	235.6	-5.7	NO	0.998	NO	MM
10	10 180301M1_11	Standard	500.000	3.80	380069.250	6743.052	704.557	514.3	2.9	NO	0.998	NO	MM

Dataset: F:\Projects\PFAS.PRO\Results\180301M1\180301M1-CRV.qld

Last Altered: Saturday, March 03, 2018 05:24:54 Pacific Standard Time

Printed: Saturday, March 03, 2018 05:25:50 Pacific Standard Time

Method: F:\Projects\PFAS.PRO\MethDB\PFAS\_FULL\_80C\_022718.mdb 28 Feb 2018 13:19:45

Calibration: F:\Projects\PFAS.PRO\CurveDB\C18\_VAL-PFAS\_Q4\_03-01-18-FULL.cdb 03 Mar 2018 05:24:54

**Compound name: L-PFHxS**

Coefficient of Determination:  $R^2 = 0.999223$

Calibration curve:  $0.00128029 * x^2 + 1.60315 * x + 0.660702$

Response type: Internal Std ( Ref 39 ), Area \* ( IS Conc. / IS Area )

Curve type: 2nd Order, Origin: Exclude, Weighting: 1/x, Axis trans: None

	# Name	Type	Std. Conc	RT	Area	IS Area	Response	Conc.	%Dev	Conc. Flag	CoD	CoD Flag	x=excluded
1	1 180301M1_2	Standard	0.250	3.96	57.637	1054.533	0.683	0.0	-94.4	YES	0.999	NO	MMX
2	2 180301M1_3	Standard	0.500	3.95	71.996	1224.092	0.735	0.0	-90.7	YES	0.999	NO	MMX
3	3 180301M1_4	Standard	1.000	3.94	189.406	1204.419	1.966	0.8	-18.6	NO	0.999	NO	MM
4	4 180301M1_5	Standard	2.000	3.95	344.175	1163.666	3.697	1.9	-5.4	NO	0.999	NO	MM
5	5 180301M1_6	Standard	5.000	3.96	890.283	1078.241	10.321	6.0	19.9	NO	0.999	NO	MM
6	6 180301M1_7	Standard	10.000	3.95	1522.598	1082.008	17.590	10.5	4.7	NO	0.999	NO	MM
7	7 180301M1_8	Standard	50.000	3.95	8605.534	1255.073	85.708	51.0	1.9	NO	0.999	NO	MM
8	8 180301M1_9	Standard	100.000	3.95	15853.970	1176.479	168.447	97.1	-2.9	NO	0.999	NO	MM
9	9 180301M1_10	Standard	250.000	3.96	38320.910	991.333	483.199	250.8	0.3	NO	0.999	NO	MM
10	10 180301M1_11	Standard	500.000	3.95	70201.594	990.943	885.540	414.7	-17.1	NO	0.999	NO	MMX

**Compound name: 6:2 FTS**

Coefficient of Determination:  $R^2 = 0.996330$

Calibration curve:  $5.72594e-005 * x^2 + 0.17718 * x + 0.0436809$

Response type: Internal Std ( Ref 40 ), Area \* ( IS Conc. / IS Area )

Curve type: 2nd Order, Origin: Include, Weighting: 1/x, Axis trans: None

	# Name	Type	Std. Conc	RT	Area	IS Area	Response	Conc.	%Dev	Conc. Flag	CoD	CoD Flag	x=excluded
1	1 180301M1_2	Standard	0.250	4.28	35.845	14065.086	0.032			NO	0.996	NO	MMXI
2	2 180301M1_3	Standard	0.500	4.27	138.375	13570.739	0.127	0.5	-5.4	NO	0.996	NO	bb
3	3 180301M1_4	Standard	1.000	4.27	249.441	13951.717	0.223	1.0	1.4	NO	0.996	NO	bb
4	4 180301M1_5	Standard	2.000	4.28	584.407	15361.831	0.476	2.4	21.8	NO	0.996	NO	bb
5	5 180301M1_6	Standard	5.000	4.28	1074.214	15073.758	0.891	4.8	-4.5	NO	0.996	NO	bb
6	6 180301M1_7	Standard	10.000	4.28	2368.426	12984.561	2.280	12.6	25.7	NO	0.996	NO	bb
7	7 180301M1_8	Standard	50.000	4.27	12267.751	14714.071	10.422	57.5	15.0	NO	0.996	NO	bb
8	8 180301M1_9	Standard	100.000	4.28	20133.938	13559.312	18.561	101.2	1.2	NO	0.996	NO	MM
9	9 180301M1_10	Standard	250.000	4.28	51324.082	14544.747	44.109	231.4	-7.4	NO	0.996	NO	MM
10	10 180301M1_11	Standard	500.000	4.27	98072.203	11713.109	104.661	507.3	1.5	NO	0.996	NO	MM

Dataset: F:\Projects\PFAS.PRO\Results\180301M1\180301M1-CRV.qld

Last Altered: Saturday, March 03, 2018 05:10:16 Pacific Standard Time

Printed: Saturday, March 03, 2018 05:11:05 Pacific Standard Time

**Compound name: L-PFOA**

Correlation coefficient:  $r = 0.999526$ ,  $r^2 = 0.999052$

Calibration curve:  $0.967604 * x + 0.0816853$

Response type: Internal Std ( Ref 40 ), Area \* ( IS Conc. / IS Area )

Curve type: Linear, Origin: Exclude, Weighting: 1/x, Axis trans: None

#	Name	Type	Std. Conc	RT	Area	IS Area	Response	Conc.	%Dev	Conc. Flag	CoD	CoD Flag	x=excluded
1	1 180301M1_2	Standard	0.250	4.34	305.118	14065.086	0.271	0.2	-21.7	NO	0.999	NO	bb
2	2 180301M1_3	Standard	0.500	4.33	584.660	13570.739	0.539	0.5	-5.6	NO	0.999	NO	bb
3	3 180301M1_4	Standard	1.000	4.32	1282.137	13951.717	1.149	1.1	10.3	NO	0.999	NO	bb
4	4 180301M1_5	Standard	2.000	4.33	2575.411	15361.831	2.096	2.1	4.1	NO	0.999	NO	bb
5	5 180301M1_6	Standard	5.000	4.34	5770.047	15073.758	4.785	4.9	-2.8	NO	0.999	NO	bb
6	6 180301M1_7	Standard	10.000	4.32	10780.984	12984.561	10.379	10.6	6.4	NO	0.999	NO	bb
7	7 180301M1_8	Standard	50.000	4.32	63838.750	14714.071	54.233	56.0	11.9	NO	0.999	NO	MM
8	8 180301M1_9	Standard	100.000	4.33	103285.234	13559.312	95.216	98.3	-1.7	NO	0.999	NO	MM
9	9 180301M1_10	Standard	250.000	4.34	281551.250	14544.747	241.970	250.0	-0.0	NO	0.999	NO	bb
10	10 180301M1_11	Standard	500.000	4.32	449002.719	11713.109	479.167	495.1	-1.0	NO	0.999	NO	MM

**Compound name: PFHpS**

Coefficient of Determination:  $R^2 = 0.998869$

Calibration curve:  $-5.90696e-005 * x^2 + 0.236416 * x + 0.00450455$

Response type: Internal Std ( Ref 40 ), Area \* ( IS Conc. / IS Area )

Curve type: 2nd Order, Origin: Exclude, Weighting: 1/x, Axis trans: None

#	Name	Type	Std. Conc	RT	Area	IS Area	Response	Conc.	%Dev	Conc. Flag	CoD	CoD Flag	x=excluded
1	1 180301M1_2	Standard	0.250	4.45	51.803	14065.086	0.046	0.2	-29.7	NO	0.999	NO	MM
2	2 180301M1_3	Standard	0.500	4.44	121.503	13570.739	0.112	0.5	-9.1	NO	0.999	NO	MM
3	3 180301M1_4	Standard	1.000	4.44	330.637	13951.717	0.296	1.2	23.4	NO	0.999	NO	bb
4	4 180301M1_5	Standard	2.000	4.44	581.020	15361.831	0.473	2.0	-0.9	NO	0.999	NO	bb
5	5 180301M1_6	Standard	5.000	4.44	1346.987	15073.758	1.117	4.7	-5.8	NO	0.999	NO	bb
6	6 180301M1_7	Standard	10.000	4.44	3016.936	12984.561	2.904	12.3	23.0	NO	0.999	NO	bb
7	7 180301M1_8	Standard	50.000	4.43	13649.974	14714.071	11.596	49.6	-0.7	NO	0.999	NO	MM
8	8 180301M1_9	Standard	100.000	4.44	25504.992	13559.312	23.512	102.0	2.0	NO	0.999	NO	MM
9	9 180301M1_10	Standard	250.000	4.44	62671.105	14544.747	53.861	242.5	-3.0	NO	0.999	NO	MM
10	10 180301M1_11	Standard	500.000	4.44	97574.805	11713.109	104.130	503.9	0.8	NO	0.999	NO	MM

Dataset: F:\Projects\PFAS.PRO\Results\180301M1\180301M1-CRV.qld

Last Altered: Saturday, March 03, 2018 05:10:16 Pacific Standard Time

Printed: Saturday, March 03, 2018 05:11:05 Pacific Standard Time

**Compound name: PFNA**

Coefficient of Determination:  $R^2 = 0.999673$

Calibration curve:  $-0.00096212 * x^2 + 1.44117 * x - 0.0367972$

Response type: Internal Std ( Ref 41 ), Area \* ( IS Conc. / IS Area )

Curve type: 2nd Order, Origin: Exclude, Weighting: 1/x, Axis trans: None

#	Name	Type	Std. Conc	RT	Area	IS Area	Response	Conc.	%Dev	Conc. Flag	CoD	CoD Flag	x=excluded
1	1 180301M1_2	Standard	0.250	4.78	296.057	10980.739	0.337	0.3	3.8	NO	1.000	NO	bb
2	2 180301M1_3	Standard	0.500	4.77	606.913	10286.331	0.738	0.5	7.5	NO	1.000	NO	bb
3	3 180301M1_4	Standard	1.000	4.76	1245.287	11316.348	1.376	1.0	-1.9	NO	1.000	NO	bb
4	4 180301M1_5	Standard	2.000	4.77	2777.847	11950.156	2.906	2.0	2.2	NO	1.000	NO	bb
5	5 180301M1_6	Standard	5.000	4.78	6551.431	12301.189	6.657	4.7	-6.8	NO	1.000	NO	MM
6	6 180301M1_7	Standard	10.000	4.76	11311.691	10657.583	13.267	9.3	-7.1	NO	1.000	NO	MM
7	7 180301M1_8	Standard	50.000	4.76	59706.488	10470.964	71.276	51.2	2.5	NO	1.000	NO	MM
8	8 180301M1_9	Standard	100.000	4.77	114508.359	10642.840	134.490	100.0	0.0	NO	1.000	NO	bb
9	9 180301M1_10	Standard	250.000	4.78	265976.781	11088.648	299.830	249.7	-0.1	NO	1.000	NO	MM
10	10 180301M1_11	Standard	500.000	4.76	569968.375	9629.197	739.896			NO	1.000	NO	MMXI

**Compound name: PFOSA**

Correlation coefficient:  $r = 0.996929$ ,  $r^2 = 0.993868$

Calibration curve:  $1.06783 * x + -0.0152718$

Response type: Internal Std ( Ref 42 ), Area \* ( IS Conc. / IS Area )

Curve type: Linear, Origin: Exclude, Weighting: 1/x, Axis trans: None

#	Name	Type	Std. Conc	RT	Area	IS Area	Response	Conc.	%Dev	Conc. Flag	CoD	CoD Flag	x=excluded
1	1 180301M1_2	Standard	0.250	4.84	64.754	3122.339	0.259	0.3	2.8	NO	0.994	NO	bb
2	2 180301M1_3	Standard	0.500	4.83	144.831	2975.654	0.608	0.6	16.8	NO	0.994	NO	bb
3	3 180301M1_4	Standard	1.000	4.83	270.277	3549.686	0.952	0.9	-9.4	NO	0.994	NO	bb
4	4 180301M1_5	Standard	2.000	4.83	652.958	3856.607	2.116	2.0	-0.2	NO	0.994	NO	MM
5	5 180301M1_6	Standard	5.000	4.84	1289.733	3514.271	4.587	4.3	-13.8	NO	0.994	NO	bb
6	6 180301M1_7	Standard	10.000	4.83	3085.219	3264.274	11.814	11.1	10.8	NO	0.994	NO	MM
7	7 180301M1_8	Standard	50.000	4.83	13911.107	3510.666	49.532	46.4	-7.2	NO	0.994	NO	MM
8	8 180301M1_9	Standard	100.000	4.84	23547.014	3001.923	98.050	91.8	-8.2	NO	0.994	NO	MM
9	9 180301M1_10	Standard	250.000	4.84	60896.184	2542.120	299.436	280.4	12.2	NO	0.994	NO	bb
10	10 180301M1_11	Standard	500.000	4.83	99631.414	2425.020	513.560	481.0	-3.8	NO	0.994	NO	MM

Dataset: F:\Projects\PFAS.PRO\Results\180301M1\180301M1-CRV.qld

Last Altered: Saturday, March 03, 2018 05:10:16 Pacific Standard Time  
 Printed: Saturday, March 03, 2018 05:11:05 Pacific Standard Time

**Compound name: L-PFOS**

Correlation coefficient:  $r = 0.997880$ ,  $r^2 = 0.995765$

Calibration curve:  $1.10479 * x + 0.0220104$

Response type: Internal Std ( Ref 43 ), Area \* ( IS Conc. / IS Area )

Curve type: Linear, Origin: Exclude, Weighting: 1/x, Axis trans: None

#	Name	Type	Std. Conc	RT	Area	IS Area	Response	Conc.	%Dev	Conc. Flag	CoD	CoD Flag	x=excluded
1	1 180301M1_2	Standard	0.250	4.85	89.171	3696.443	0.302	0.3	1.2	NO	0.996	NO	MM
2	2 180301M1_3	Standard	0.500	4.85	169.439	3351.062	0.632	0.6	10.4	NO	0.996	NO	MM
3	3 180301M1_4	Standard	1.000	4.84	355.173	3584.908	1.238	1.1	10.1	NO	0.996	NO	MM
4	4 180301M1_5	Standard	2.000	4.85	578.526	3753.576	1.927	1.7	-13.8	NO	0.996	NO	MM
5	5 180301M1_6	Standard	5.000	4.86	1407.449	3361.240	5.234	4.7	-5.6	NO	0.996	NO	MM
6	6 180301M1_7	Standard	10.000	4.85	2956.756	3438.096	10.750	9.7	-2.9	NO	0.996	NO	MM
7	7 180301M1_8	Standard	50.000	4.84	13835.647	3502.931	49.372	44.7	-10.7	NO	0.996	NO	MM
8	8 180301M1_9	Standard	100.000	4.85	28217.340	2755.735	127.994	115.8	15.8	NO	0.996	NO	MM
9	9 180301M1_10	Standard	250.000	4.85	65539.914	3129.026	261.822	237.0	-5.2	NO	0.996	NO	MM
10	10 180301M1_11	Standard	500.000	4.85	119348.211	2683.294	555.978	503.2	0.6	NO	0.996	NO	MM

**Compound name: PFDA**

Coefficient of Determination:  $R^2 = 0.997944$

Calibration curve:  $-0.00034341 * x^2 + 1.4956 * x + -0.0888583$

Response type: Internal Std ( Ref 44 ), Area \* ( IS Conc. / IS Area )

Curve type: 2nd Order, Origin: Exclude, Weighting: 1/x, Axis trans: None

#	Name	Type	Std. Conc	RT	Area	IS Area	Response	Conc.	%Dev	Conc. Flag	CoD	CoD Flag	x=excluded
1	1 180301M1_2	Standard	0.250	5.15	389.910	12822.903	0.380	0.3	25.4	NO	0.998	NO	bb
2	2 180301M1_3	Standard	0.500	5.15	761.650	12881.018	0.739	0.6	10.7	NO	0.998	NO	bb
3	3 180301M1_4	Standard	1.000	5.14	1194.680	11452.913	1.304	0.9	-6.9	NO	0.998	NO	MM
4	4 180301M1_5	Standard	2.000	5.15	3038.890	13884.592	2.736	1.9	-5.5	NO	0.998	NO	bb
5	5 180301M1_6	Standard	5.000	5.15	6874.391	12813.107	6.706	4.5	-9.0	NO	0.998	NO	bb
6	6 180301M1_7	Standard	10.000	5.15	12174.607	11921.728	12.765	8.6	-13.9	NO	0.998	NO	MM
7	7 180301M1_8	Standard	50.000	5.14	66152.906	10989.300	75.247	51.0	1.9	NO	0.998	NO	bd
8	8 180301M1_9	Standard	100.000	5.15	134541.344	12425.440	135.349	92.5	-7.5	NO	0.998	NO	bd
9	9 180301M1_10	Standard	250.000	5.15	300541.719	10085.922	372.477	265.3	6.1	NO	0.998	NO	bd
10	10 180301M1_11	Standard	500.000	5.14	571950.938	10934.418	653.842	493.1	-1.4	NO	0.998	NO	bd

Vista Analytical Laboratory

Dataset: F:\Projects\PFAS.PRO\Results\180301M1\180301M1-CRV.qld

Last Altered: Monday, March 05, 2018 08:17:35 Pacific Standard Time

Printed: Monday, March 05, 2018 08:19:39 Pacific Standard Time

Method: F:\Projects\PFAS.PRO\MethDB\PFAS\_FULL\_80C\_022718.mdb 28 Feb 2018 13:19:45

Calibration: F:\Projects\PFAS.PRO\CurveDB\C18\_VAL-PFAS\_Q4\_03-01-18-FULL.cdb 05 Mar 2018 08:17:35

**Compound name: 8:2 FTS**

Coefficient of Determination: R<sup>2</sup> = 0.999048

Calibration curve:  $-5.52562e-006 * x^2 + 0.206679 * x + 0.0472478$

Response type: Internal Std ( Ref 40 ), Area \* ( IS Conc. / IS Area )

Curve type: 2nd Order, Origin: Include, Weighting: 1/x, Axis trans: None

	# Name	Type	Std. Conc	RT	Area	IS Area	Response	Conc.	%Dev	Conc. Flag	CoD	CoD Flag	x=excluded
1	1 180301M1_2	Standard	0.250	5.13	42.385	14065.086	0.038			NO	0.999	NO	MMXI
2	2 180301M1_3	Standard	0.500	5.11	166.839	13570.739	0.154	0.5	3.0	NO	0.999	NO	bb
3	3 180301M1_4	Standard	1.000	5.11	342.088	13951.717	0.306	1.3	25.4	NO	0.999	NO	bb
4	4 180301M1_5	Standard	2.000	5.12	541.099	15361.831	0.440	1.9	-4.9	NO	0.999	NO	bb
5	5 180301M1_6	Standard	5.000	5.12	1356.505	15073.758	1.125	5.2	4.3	NO	0.999	NO	bb
6	6 180301M1_7	Standard	10.000	5.11	2528.957	12984.561	2.435	11.6	15.5	NO	0.999	NO	MM
7	7 180301M1_8	Standard	50.000	5.11	12796.081	14714.071	10.871	52.4	4.9	NO	0.999	NO	MM
8	8 180301M1_9	Standard	100.000	5.12	22418.646	13559.312	20.667	100.0	0.0	NO	0.999	NO	MM
9	9 180301M1_10	Standard	250.000	5.12	57790.691	14544.747	49.666	241.6	-3.3	NO	0.999	NO	bb
10	10 180301M1_11	Standard	500.000	5.11	96328.086	11713.109	102.799	503.9	0.8	NO	0.999	NO	MM

**Compound name: PFNS**

Coefficient of Determination: R<sup>2</sup> = 0.996592

Calibration curve:  $-0.000247687 * x^2 + 0.933776 * x + -0.0403232$

Response type: Internal Std ( Ref 43 ), Area \* ( IS Conc. / IS Area )

Curve type: 2nd Order, Origin: Exclude, Weighting: 1/x, Axis trans: None

	# Name	Type	Std. Conc	RT	Area	IS Area	Response	Conc.	%Dev	Conc. Flag	CoD	CoD Flag	x=excluded
1	1 180301M1_2	Standard	0.250	5.21	38.575	3696.443	0.130	0.2	-26.8	NO	0.997	NO	MMX
2	2 180301M1_3	Standard	0.500	5.21	146.026	3351.062	0.545	0.6	25.3	NO	0.997	NO	MM
3	3 180301M1_4	Standard	1.000	5.21	217.955	3584.908	0.760	0.9	-14.3	NO	0.997	NO	MM
4	4 180301M1_5	Standard	2.000	5.21	542.925	3753.576	1.808	2.0	-1.0	NO	0.997	NO	MM
5	5 180301M1_6	Standard	5.000	5.21	1268.198	3361.240	4.716	5.1	2.0	NO	0.997	NO	MM
6	6 180301M1_7	Standard	10.000	5.20	2111.757	3438.096	7.678	8.3	-17.2	NO	0.997	NO	MM
7	7 180301M1_8	Standard	50.000	5.20	12608.370	3502.931	44.992	48.9	-2.3	NO	0.997	NO	MM
8	8 180301M1_9	Standard	100.000	5.21	22442.521	2755.735	101.799	112.4	12.4	NO	0.997	NO	MM
9	9 180301M1_10	Standard	250.000	5.21	51389.672	3129.026	205.294	234.5	-6.2	NO	0.997	NO	MM
10	10 180301M1_11	Standard	500.000	5.21	87837.703	2683.294	409.188	506.2	1.2	NO	0.997	NO	MM

Dataset: F:\Projects\PFAS.PRO\Results\180301M1\180301M1-CRV.qld

Last Altered: Saturday, March 03, 2018 05:10:16 Pacific Standard Time

Printed: Saturday, March 03, 2018 05:11:05 Pacific Standard Time

**Compound name: N-MeFOSAA**

Coefficient of Determination:  $R^2 = 0.998328$

Calibration curve:  $-0.000367023 * x^2 + 1.50008 * x + -0.201302$

Response type: Internal Std ( Ref 45 ), Area \* ( IS Conc. / IS Area )

Curve type: 2nd Order, Origin: Include, Weighting: 1/x, Axis trans: None

	# Name	Type	Std. Conc	RT	Area	IS Area	Response	Conc.	%Dev	Conc. Flag	CoD	CoD Flag	x=excluded
1	1 180301M1_2	Standard	0.250	5.31	87.007	5325.746	0.204	0.3	8.1	NO	0.998	NO	bb
2	2 180301M1_3	Standard	0.500	5.30	183.248	5552.029	0.413	0.4	-18.1	NO	0.998	NO	bb
3	3 180301M1_4	Standard	1.000	5.29	585.730	6131.177	1.194	0.9	-7.0	NO	0.998	NO	bb
4	4 180301M1_5	Standard	2.000	5.30	1298.840	6101.043	2.661	1.9	-4.5	NO	0.998	NO	bb
5	5 180301M1_6	Standard	5.000	5.30	2525.429	5737.662	5.502	3.8	-23.9	NO	0.998	NO	MM
6	6 180301M1_7	Standard	10.000	5.29	6212.387	5563.671	13.957	9.5	-5.4	NO	0.998	NO	MM
7	7 180301M1_8	Standard	50.000	5.29	29608.037	5190.762	71.300	48.2	-3.5	NO	0.998	NO	bb
8	8 180301M1_9	Standard	100.000	5.30	54271.961	4812.808	140.957	96.4	-3.6	NO	0.998	NO	MM
9	9 180301M1_10	Standard	250.000	5.30	135935.922	4584.626	370.630	264.3	5.7	NO	0.998	NO	MM
10	10 180301M1_11	Standard	500.000	5.30	220822.406	4246.339	650.038	492.9	-1.4	NO	0.998	NO	MM

**Compound name: N-EtFOSAA**

Coefficient of Determination:  $R^2 = 0.999538$

Calibration curve:  $0.000106014 * x^2 + 0.966433 * x + 0.00598936$

Response type: Internal Std ( Ref 46 ), Area \* ( IS Conc. / IS Area )

Curve type: 2nd Order, Origin: Include, Weighting: 1/x, Axis trans: None

	# Name	Type	Std. Conc	RT	Area	IS Area	Response	Conc.	%Dev	Conc. Flag	CoD	CoD Flag	x=excluded
1	1 180301M1_2	Standard	0.250	5.47	144.541	6104.505	0.296	0.3	20.0	NO	1.000	NO	bb
2	2 180301M1_3	Standard	0.500	5.45	229.996	5753.462	0.500	0.5	2.2	NO	1.000	NO	bb
3	3 180301M1_4	Standard	1.000	5.46	449.484	6360.894	0.883	0.9	-9.2	NO	1.000	NO	bb
4	4 180301M1_5	Standard	2.000	5.46	727.960	5862.503	1.552	1.6	-20.0	NO	1.000	NO	bb
5	5 180301M1_6	Standard	5.000	5.46	2247.923	6225.583	4.513	4.7	-6.8	NO	1.000	NO	MM
6	6 180301M1_7	Standard	10.000	5.45	5243.269	5873.237	11.159	11.5	15.3	NO	1.000	NO	bb
7	7 180301M1_8	Standard	50.000	5.45	21932.760	5463.563	50.180	51.6	3.2	NO	1.000	NO	bb
8	8 180301M1_9	Standard	100.000	5.46	38373.723	5000.331	95.928	98.2	-1.8	NO	1.000	NO	MM
9	9 180301M1_10	Standard	250.000	5.46	97658.953	4945.935	246.816	248.6	-0.6	NO	1.000	NO	MM
10	10 180301M1_11	Standard	500.000	5.45	172862.234	4231.750	510.611	500.8	0.2	NO	1.000	NO	MM



Dataset: F:\Projects\PFAS.PRO\Results\180301M1\180301M1-CRV.qld

Last Altered: Saturday, March 03, 2018 05:10:16 Pacific Standard Time

Printed: Saturday, March 03, 2018 05:11:05 Pacific Standard Time

**Compound name: PFUdA**

Coefficient of Determination:  $R^2 = 0.999538$

Calibration curve:  $-0.000236603 * x^2 + 1.05753 * x + -0.0119524$

Response type: Internal Std ( Ref 47 ), Area \* ( IS Conc. / IS Area )

Curve type: 2nd Order, Origin: Exclude, Weighting: 1/x, Axis trans: None

#	Name	Type	Std. Conc	RT	Area	IS Area	Response	Conc.	%Dev	Conc. Flag	CoD	CoD Flag	x=excluded
1	1 180301M1_2	Standard	0.250	5.48	305.914	16576.887	0.231	0.2	-8.2	NO	1.000	NO	bb
2	2 180301M1_3	Standard	0.500	5.47	554.018	15377.665	0.450	0.4	-12.6	NO	1.000	NO	bb
3	3 180301M1_4	Standard	1.000	5.47	1371.983	13273.690	1.292	1.2	23.3	NO	1.000	NO	bb
4	4 180301M1_5	Standard	2.000	5.47	2897.488	16384.205	2.211	2.1	5.1	NO	1.000	NO	bb
5	5 180301M1_6	Standard	5.000	5.47	5965.454	15134.521	4.927	4.7	-6.5	NO	1.000	NO	MM
6	6 180301M1_7	Standard	10.000	5.47	11928.685	13745.954	10.847	10.3	2.9	NO	1.000	NO	MM
7	7 180301M1_8	Standard	50.000	5.47	51475.262	12956.695	49.661	47.5	-5.0	NO	1.000	NO	MM
8	8 180301M1_9	Standard	100.000	5.48	104736.586	12777.180	102.464	99.1	-0.9	NO	1.000	NO	MM
9	9 180301M1_10	Standard	250.000	5.48	252705.500	12373.797	255.283	256.1	2.4	NO	1.000	NO	MM
10	10 180301M1_11	Standard	500.000	5.47	471807.594	12623.556	467.190	497.1	-0.6	NO	1.000	NO	MM

**Compound name: PFDS**

Coefficient of Determination:  $R^2 = 0.999378$

Calibration curve:  $-0.000168442 * x^2 + 0.285232 * x + -0.0186889$

Response type: Internal Std ( Ref 47 ), Area \* ( IS Conc. / IS Area )

Curve type: 2nd Order, Origin: Exclude, Weighting: 1/x, Axis trans: None

#	Name	Type	Std. Conc	RT	Area	IS Area	Response	Conc.	%Dev	Conc. Flag	CoD	CoD Flag	x=excluded
1	1 180301M1_2	Standard	0.250	5.52	72.228	16576.887	0.054	0.3	2.6	NO	0.999	NO	bb
2	2 180301M1_3	Standard	0.500	5.52	117.052	15377.665	0.095	0.4	-20.2	NO	0.999	NO	bb
3	3 180301M1_4	Standard	1.000	5.51	372.191	13273.690	0.350	1.3	29.5	NO	0.999	NO	bb
4	4 180301M1_5	Standard	2.000	5.52	778.823	16384.205	0.594	2.2	7.6	NO	0.999	NO	bb
5	5 180301M1_6	Standard	5.000	5.53	1408.711	15134.521	1.163	4.2	-16.9	NO	0.999	NO	bb
6	6 180301M1_7	Standard	10.000	5.52	2915.837	13745.954	2.652	9.4	-5.9	NO	0.999	NO	MM
7	7 180301M1_8	Standard	50.000	5.51	14751.914	12956.695	14.232	51.5	3.1	NO	0.999	NO	bb
8	8 180301M1_9	Standard	100.000	5.52	27659.584	12777.180	27.060	101.0	1.0	NO	0.999	NO	bb
9	9 180301M1_10	Standard	250.000	5.53	59630.488	12373.797	60.239	247.4	-1.0	NO	0.999	NO	bb
10	10 180301M1_11	Standard	500.000	5.52	101659.477	12623.556	100.664	501.5	0.3	NO	0.999	NO	MM

Dataset: F:\Projects\PFAS.PRO\Results\180301M1\180301M1-CRV.qld

Last Altered: Saturday, March 03, 2018 05:10:16 Pacific Standard Time

Printed: Saturday, March 03, 2018 05:11:05 Pacific Standard Time

**Compound name: PFD<sub>o</sub>A**

Coefficient of Determination: R<sup>2</sup> = 0.993413

Calibration curve: -0.000423255 \* x<sup>2</sup> + 1.34335 \* x + -0.0396021

Response type: Internal Std ( Ref 48 ), Area \* ( IS Conc. / IS Area )

Curve type: 2nd Order, Origin: Exclude, Weighting: 1/x, Axis trans: None

#	Name	Type	Std. Conc	RT	Area	IS Area	Response	Conc.	%Dev	Conc. Flag	CoD	CoD Flag	x=excluded
1	1 180301M1_2	Standard	0.250	5.77	310.345	15442.216	0.251	0.2	-13.4	NO	0.993	NO	bb
2	2 180301M1_3	Standard	0.500	5.76	666.939	11919.504	0.699	0.6	10.0	NO	0.993	NO	bb
3	3 180301M1_4	Standard	1.000	5.75	1411.515	12353.530	1.428	1.1	9.3	NO	0.993	NO	bb
4	4 180301M1_5	Standard	2.000	5.76	2704.145	12168.458	2.778	2.1	4.9	NO	0.993	NO	bb
5	5 180301M1_6	Standard	5.000	5.76	6000.544	15522.450	4.832	3.6	-27.4	NO	0.993	NO	MM
6	6 180301M1_7	Standard	10.000	5.75	12498.354	11707.082	13.345	10.0	-0.0	NO	0.993	NO	MM
7	7 180301M1_8	Standard	50.000	5.76	68659.461	10268.462	83.581	63.5	27.0	NO	0.993	NO	MM
8	8 180301M1_9	Standard	100.000	5.76	129569.016	13304.902	121.731	93.4	-6.6	NO	0.993	NO	MM
9	9 180301M1_10	Standard	250.000	5.76	287817.156	12227.076	294.242	236.7	-5.3	NO	0.993	NO	MM
10	10 180301M1_11	Standard	500.000	5.76	509688.031	11112.972	573.303	508.2	1.6	NO	0.993	NO	MM

**Compound name: N-MeFOSA**

Correlation coefficient: r = 0.998917, r<sup>2</sup> = 0.997835

Calibration curve: 0.994576 \* x + 0.438959

Response type: Internal Std ( Ref 49 ), Area \* ( IS Conc. / IS Area )

Curve type: Linear, Origin: Include, Weighting: 1/x, Axis trans: None

#	Name	Type	Std. Conc	RT	Area	IS Area	Response	Conc.	%Dev	Conc. Flag	CoD	CoD Flag	x=excluded
1	1 180301M1_2	Standard	1.250	5.98	186.714	19430.975	1.441	1.0	-19.4	NO	0.998	NO	bb
2	2 180301M1_3	Standard	2.500	5.96	383.161	19963.918	2.879	2.5	-1.9	NO	0.998	NO	MM
3	3 180301M1_4	Standard	5.000	5.96	777.951	20908.160	5.581	5.2	3.4	NO	0.998	NO	bb
4	4 180301M1_5	Standard	10.000	5.97	1623.659	19626.619	12.409	12.0	20.4	NO	0.998	NO	bb
5	5 180301M1_6	Standard	25.000	5.98	3569.793	19976.902	26.804	26.5	6.0	NO	0.998	NO	MM
6	6 180301M1_7	Standard	50.000	5.96	7478.803	19503.240	57.520	57.4	14.8	NO	0.998	NO	MM
7	7 180301M1_8	Standard	250.000	5.96	35522.484	20458.707	260.445	261.4	4.6	NO	0.998	NO	MM
8	8 180301M1_9	Standard	500.000	5.98	69486.766	19000.861	548.555	551.1	10.2	NO	0.998	NO	MM
9	9 180301M1_10	Standard	1250.000	5.98	158205.500	19039.311	1246.412	1252.8	0.2	NO	0.998	NO	MM
10	10 180301M1_11	Standard	2500.000	5.96	270487.344	16827.104	2411.176	2423.9	-3.0	NO	0.998	NO	MM

Dataset: F:\Projects\PFAS.PRO\Results\180301M1\180301M1-CRV.qld

Last Altered: Saturday, March 03, 2018 05:10:16 Pacific Standard Time

Printed: Saturday, March 03, 2018 05:11:05 Pacific Standard Time

**Compound name: PFTrDA**

Coefficient of Determination:  $R^2 = 0.997006$

Calibration curve:  $-0.000880373 * x^2 + 1.53263 * x + -0.0775313$

Response type: Internal Std ( Ref 48 ), Area \* ( IS Conc. / IS Area )

Curve type: 2nd Order, Origin: Exclude, Weighting: 1/x, Axis trans: None

#	Name	Type	Std. Conc	RT	Area	IS Area	Response	Conc.	%Dev	Conc. Flag	CoD	CoD Flag	x=excluded
1	1 180301M1_2	Standard	0.250	6.01	283.584	15442.216	0.230	0.2	-19.8	NO	0.997	NO	bb
2	2 180301M1_3	Standard	0.500	6.00	797.691	11919.504	0.837	0.6	19.3	NO	0.997	NO	bb
3	3 180301M1_4	Standard	1.000	6.00	1583.673	12353.530	1.602	1.1	9.7	NO	0.997	NO	bb
4	4 180301M1_5	Standard	2.000	6.01	2973.294	12168.458	3.054	2.0	2.3	NO	0.997	NO	bb
5	5 180301M1_6	Standard	5.000	6.01	6972.146	15522.450	5.615	3.7	-25.6	NO	0.997	NO	MM
6	6 180301M1_7	Standard	10.000	6.00	14996.301	11707.082	16.012	10.6	5.6	NO	0.997	NO	MM
7	7 180301M1_8	Standard	50.000	6.00	70159.586	10268.462	85.407	57.7	15.4	NO	0.997	NO	MM
8	8 180301M1_9	Standard	100.000	6.01	146035.859	13304.902	137.201	94.7	-5.3	NO	0.997	NO	MM
9	9 180301M1_10	Standard	250.000	6.01	314247.469	12227.076	321.262	243.8	-2.5	NO	0.997	NO	MM
10	10 180301M1_11	Standard	500.000	6.00	488860.344	11112.972	549.876	505.8	1.2	NO	0.997	NO	MM

**Compound name: PFTeDA**

Coefficient of Determination:  $R^2 = 0.993273$

Calibration curve:  $-0.00419288 * x^2 + 2.8068 * x + -0.471093$

Response type: Internal Std ( Ref 50 ), Area \* ( IS Conc. / IS Area )

Curve type: 2nd Order, Origin: Exclude, Weighting: 1/x, Axis trans: None

#	Name	Type	Std. Conc	RT	Area	IS Area	Response	Conc.	%Dev	Conc. Flag	CoD	CoD Flag	x=excluded
1	1 180301M1_2	Standard	0.250	6.24	336.729	5865.007	0.718	0.4	69.5	YES	0.993	NO	bbX
2	2 180301M1_3	Standard	0.500	6.22	549.624	5712.738	1.203	0.6	19.4	NO	0.993	NO	bb
3	3 180301M1_4	Standard	1.000	6.22	1027.831	4378.253	2.934	1.2	21.6	NO	0.993	NO	MM
4	4 180301M1_5	Standard	2.000	6.23	2081.338	6134.594	4.241	1.7	-15.8	NO	0.993	NO	MM
5	5 180301M1_6	Standard	5.000	6.23	5828.747	5885.092	12.380	4.6	-7.8	NO	0.993	NO	MM
6	6 180301M1_7	Standard	10.000	6.22	10331.209	5778.615	22.348	8.2	-17.7	NO	0.993	NO	MM
7	7 180301M1_8	Standard	50.000	6.22	51949.906	5470.535	118.704	45.6	-8.9	NO	0.993	NO	MM
8	8 180301M1_9	Standard	100.000	6.23	97243.602	4639.086	262.023	112.4	12.4	NO	0.993	NO	MM
9	9 180301M1_10	Standard	250.000	6.23	247757.969	7168.373	432.033	240.5	-3.8	NO	0.993	NO	MM
10	10 180301M1_11	Standard	500.000	6.22	341479.250	6003.183	711.038			NO	0.993	NO	MMXI

Dataset: F:\Projects\PFAS.PRO\Results\180301M1\180301M1-CRV.qld

Last Altered: Saturday, March 03, 2018 05:10:16 Pacific Standard Time  
 Printed: Saturday, March 03, 2018 05:11:05 Pacific Standard Time

**Compound name: N-EtFOSA**

Coefficient of Determination:  $R^2 = 0.999634$

Calibration curve:  $-1.21629e-005 * x^2 + 0.887616 * x + 0.203022$

Response type: Internal Std ( Ref 51 ), Area \* ( IS Conc. / IS Area )

Curve type: 2nd Order, Origin: Exclude, Weighting: 1/x, Axis trans: None

#	Name	Type	Std. Conc	RT	Area	IS Area	Response	Conc.	%Dev	Conc. Flag	CoD	CoD Flag	x=excluded
1	1 180301M1_2	Standard	1.250	6.39	239.284	31435.953	1.142	1.1	-15.4	NO	1.000	NO	bb
2	2 180301M1_3	Standard	2.500	6.38	528.133	31336.100	2.528	2.6	4.8	NO	1.000	NO	bb
3	3 180301M1_4	Standard	5.000	6.38	1053.613	31941.109	4.948	5.3	6.9	NO	1.000	NO	bb
4	4 180301M1_5	Standard	10.000	6.39	2017.825	32079.422	9.435	10.4	4.0	NO	1.000	NO	MM
5	5 180301M1_6	Standard	25.000	6.39	4560.371	32482.930	21.059	23.5	-6.0	NO	1.000	NO	MM
6	6 180301M1_7	Standard	50.000	6.38	9155.515	30051.453	45.699	51.3	2.6	NO	1.000	NO	MM
7	7 180301M1_8	Standard	250.000	6.38	46388.273	30597.180	227.414	256.9	2.8	NO	1.000	NO	MM
8	8 180301M1_9	Standard	500.000	6.39	89473.047	29718.752	451.599	512.1	2.4	NO	1.000	NO	MM
9	9 180301M1_10	Standard	1250.000	6.38	198472.422	28033.447	1061.977	1216.5	-2.7	NO	1.000	NO	MM
10	10 180301M1_11	Standard	2500.000	6.38	330181.063	22984.035	2154.851	2514.1	0.6	NO	1.000	NO	MM

**Compound name: PFHxDA**

Coefficient of Determination:  $R^2 = 0.998566$

Calibration curve:  $-0.000485193 * x^2 + 0.665208 * x + 0.0130071$

Response type: Internal Std ( Ref 52 ), Area \* ( IS Conc. / IS Area )

Curve type: 2nd Order, Origin: Exclude, Weighting: 1/x, Axis trans: None

#	Name	Type	Std. Conc	RT	Area	IS Area	Response	Conc.	%Dev	Conc. Flag	CoD	CoD Flag	x=excluded
1	1 180301M1_2	Standard	0.250	6.57	163.832	4743.615	0.173	0.2	-4.0	NO	0.999	NO	bb
2	2 180301M1_3	Standard	0.500	6.56	323.968	4135.667	0.392	0.6	13.9	NO	0.999	NO	bb
3	3 180301M1_4	Standard	1.000	6.56	609.263	4143.816	0.735	1.1	8.6	NO	0.999	NO	bb
4	4 180301M1_5	Standard	2.000	6.57	1039.773	4520.493	1.150	1.7	-14.4	NO	0.999	NO	bb
5	5 180301M1_6	Standard	5.000	6.57	2985.585	4638.950	3.218	4.8	-3.3	NO	0.999	NO	bb
6	6 180301M1_7	Standard	10.000	6.56	5371.568	4118.911	6.521	9.9	-1.5	NO	0.999	NO	MM
7	7 180301M1_8	Standard	50.000	6.56	25761.932	4191.027	30.735	47.9	-4.3	NO	0.999	NO	MM
8	8 180301M1_9	Standard	100.000	6.57	50401.836	3815.245	66.053	107.7	7.7	NO	0.999	NO	MM
9	9 180301M1_10	Standard	250.000	6.57	118017.953	4471.259	131.974	240.6	-3.8	NO	0.999	NO	MM
10	10 180301M1_11	Standard	500.000	6.56	189995.125	4468.608	212.589	507.2	1.4	NO	0.999	NO	MM

Dataset: F:\Projects\PFAS.PRO\Results\180301M1\180301M1-CRV.qld

Last Altered: Saturday, March 03, 2018 05:10:16 Pacific Standard Time

Printed: Saturday, March 03, 2018 05:11:05 Pacific Standard Time

**Compound name: PFODA**

Coefficient of Determination:  $R^2 = 0.998904$

Calibration curve:  $-0.0004654 * x^2 + 0.777509 * x + -0.020895$

Response type: Internal Std ( Ref 52 ), Area \* ( IS Conc. / IS Area )

Curve type: 2nd Order, Origin: Include, Weighting: 1/x, Axis trans: None

#	Name	Type	Std. Conc	RT	Area	IS Area	Response	Conc.	%Dev	Conc. Flag	CoD	CoD Flag	x=excluded
1	1 180301M1_2	Standard	0.250	6.80	179.012	4743.615	0.189	0.3	7.8	NO	0.999	NO	bb
2	2 180301M1_3	Standard	0.500	6.80	317.347	4135.667	0.384	0.5	4.1	NO	0.999	NO	bb
3	3 180301M1_4	Standard	1.000	6.80	556.386	4143.816	0.671	0.9	-10.9	NO	0.999	NO	bb
4	4 180301M1_5	Standard	2.000	6.80	1401.404	4520.493	1.550	2.0	1.1	NO	0.999	NO	bb
5	5 180301M1_6	Standard	5.000	6.80	3410.436	4638.950	3.676	4.8	-4.6	NO	0.999	NO	bb
6	6 180301M1_7	Standard	10.000	6.80	6153.795	4118.911	7.470	9.7	-3.1	NO	0.999	NO	bb
7	7 180301M1_8	Standard	50.000	6.79	28931.480	4191.027	34.516	45.7	-8.7	NO	0.999	NO	MM
8	8 180301M1_9	Standard	100.000	6.80	56101.789	3815.245	73.523	100.7	0.7	NO	0.999	NO	bb
9	9 180301M1_10	Standard	250.000	6.80	153060.531	4471.259	171.160	260.9	4.4	NO	0.999	NO	bb
10	10 180301M1_11	Standard	500.000	6.80	241012.422	4468.608	269.673	491.4	-1.7	NO	0.999	NO	MM

**Compound name: N-MeFOSE**

Correlation coefficient:  $r = 0.999522$ ,  $r^2 = 0.999045$

Calibration curve:  $1.0094 * x + 0.120335$

Response type: Internal Std ( Ref 53 ), Area \* ( IS Conc. / IS Area )

Curve type: Linear, Origin: Exclude, Weighting: 1/x, Axis trans: None

#	Name	Type	Std. Conc	RT	Area	IS Area	Response	Conc.	%Dev	Conc. Flag	CoD	CoD Flag	x=excluded
1	1 180301M1_2	Standard	1.250	6.52	263.698	25171.217	1.571	1.4	15.0	NO	0.999	NO	bb
2	2 180301M1_3	Standard	2.500	6.52	454.962	24186.930	2.822	2.7	7.0	NO	0.999	NO	MM
3	3 180301M1_4	Standard	5.000	6.51	953.305	32816.160	4.357	4.2	-16.0	NO	0.999	NO	MM
4	4 180301M1_5	Standard	10.000	6.52	1936.999	27135.879	10.707	10.5	4.9	NO	0.999	NO	MM
5	5 180301M1_6	Standard	25.000	6.52	5260.113	31261.170	25.240	24.9	-0.5	NO	0.999	NO	MM
6	6 180301M1_7	Standard	50.000	6.51	8537.024	28120.146	45.539	45.0	-10.0	NO	0.999	NO	MM
7	7 180301M1_8	Standard	250.000	6.51	50810.363	30349.900	251.123	248.7	-0.5	NO	0.999	NO	MM
8	8 180301M1_9	Standard	500.000	6.52	103934.172	31855.229	489.406	484.7	-3.1	NO	0.999	NO	MM
9	9 180301M1_10	Standard	1250.000	6.52	244084.141	27737.973	1319.946	1307.5	4.6	NO	0.999	NO	MM
10	10 180301M1_11	Standard	2500.000	6.51	436820.938	26341.955	2487.406	2464.1	-1.4	NO	0.999	NO	MM

Dataset: F:\Projects\PFAS.PRO\Results\180301M1\180301M1-CRV.qld

Last Altered: Saturday, March 03, 2018 05:10:16 Pacific Standard Time

Printed: Saturday, March 03, 2018 05:11:05 Pacific Standard Time

**Compound name: N-EtFOSE**

Coefficient of Determination:  $R^2 = 0.993042$

Calibration curve:  $-0.000246473 * x^2 + 1.20272 * x + 0.124292$

Response type: Internal Std ( Ref 54 ), Area \* ( IS Conc. / IS Area )

Curve type: 2nd Order, Origin: Exclude, Weighting: 1/x, Axis trans: None

	# Name	Type	Std. Conc	RT	Area	IS Area	Response	Conc.	%Dev	Conc. Flag	CoD	CoD Flag	x=excluded
1	1 180301M1_2	Standard	1.250	6.67	222.951	26117.539	1.280	1.0	-23.1	NO	0.993	NO	bb
2	2 180301M1_3	Standard	2.500	6.66	463.170	23251.111	2.988	2.4	-4.7	NO	0.993	NO	MM
3	3 180301M1_4	Standard	5.000	6.66	1149.973	26150.514	6.596	5.4	7.7	NO	0.993	NO	MM
4	4 180301M1_5	Standard	10.000	6.66	2040.274	24856.543	12.312	10.2	1.5	NO	0.993	NO	bb
5	5 180301M1_6	Standard	25.000	6.66	5198.791	25267.814	30.862	25.7	2.8	NO	0.993	NO	MM
6	6 180301M1_7	Standard	50.000	6.66	11182.269	22910.215	73.214	61.5	23.1	NO	0.993	NO	MM
7	7 180301M1_8	Standard	250.000	6.66	46595.750	26975.457	259.101	225.8	-9.7	NO	0.993	NO	MM
8	8 180301M1_9	Standard	500.000	6.66	80980.250	22020.955	551.613	512.3	2.5	NO	0.993	NO	MM
9	9 180301M1_10	Standard	1250.000	6.66	243051.375	24780.598	1471.220			NO	0.993	NO	MMXI
10	10 180301M1_11	Standard	2500.000	6.66	451897.781	20888.084	3245.136			NO	0.993	NO	MMXI

**Compound name: 13C3-PFBA**

Response Factor: 0.895413

RRF SD: 0.0321544, Relative SD: 3.59101

Response type: Internal Std ( Ref 55 ), Area \* ( IS Conc. / IS Area )

Curve type: RF

	# Name	Type	Std. Conc	RT	Area	IS Area	Response	Conc.	%Dev	Conc. Flag	CoD	CoD Flag	x=excluded
1	1 180301M1_2	Standard	12.500	1.45	6286.779	6898.718	11.391	12.7	1.8	NO		NO	bb
2	2 180301M1_3	Standard	12.500	1.45	6958.397	7463.416	11.654	13.0	4.1	NO		NO	MM
3	3 180301M1_4	Standard	12.500	1.45	6946.079	7584.892	11.447	12.8	2.3	NO		NO	MM
4	4 180301M1_5	Standard	12.500	1.45	6882.975	7839.470	10.975	12.3	-1.9	NO		NO	bb
5	5 180301M1_6	Standard	12.500	1.45	6660.850	7334.360	11.352	12.7	1.4	NO		NO	bb
6	6 180301M1_7	Standard	12.500	1.44	6222.417	6935.251	11.215	12.5	0.2	NO		NO	MM
7	7 180301M1_8	Standard	12.500	1.44	6796.288	7399.419	11.481	12.8	2.6	NO		NO	MM
8	8 180301M1_9	Standard	12.500	1.45	6412.225	7165.229	11.186	12.5	-0.1	NO		NO	MM
9	9 180301M1_10	Standard	12.500	1.45	6672.185	7579.697	11.003	12.3	-1.7	NO		NO	MM
10	10 180301M1_11	Standard	12.500	1.45	5967.153	7297.714	10.221	11.4	-8.7	NO		NO	bb

Dataset: F:\Projects\PFAS.PRO\Results\180301M1\180301M1-CRV.qld

Last Altered: Saturday, March 03, 2018 05:10:16 Pacific Standard Time  
 Printed: Saturday, March 03, 2018 05:11:05 Pacific Standard Time

**Compound name: 13C3-PFPeA**

Response Factor: 0.98257

RRF SD: 0.0535399, Relative SD: 5.44897

Response type: Internal Std ( Ref 56 ), Area \* ( IS Conc. / IS Area )

Curve type: RF

	# Name	Type	Std. Conc	RT	Area	IS Area	Response	Conc.	%Dev	Conc. Flag	CoD	CoD Flag	x=excluded
1	1 180301M1_2	Standard	12.500	2.42	12365.768	12637.336	12.231	12.4	-0.4	NO		NO	MM
2	2 180301M1_3	Standard	12.500	2.42	13322.704	13338.066	12.486	12.7	1.7	NO		NO	MM
3	3 180301M1_4	Standard	12.500	2.41	12966.504	13082.495	12.389	12.6	0.9	NO		NO	MM
4	4 180301M1_5	Standard	12.500	2.42	13260.860	12947.299	12.803	13.0	4.2	NO		NO	MM
5	5 180301M1_6	Standard	12.500	2.42	12760.613	13690.900	11.651	11.9	-5.1	NO		NO	MM
6	6 180301M1_7	Standard	12.500	2.41	12144.494	11574.014	13.116	13.3	6.8	NO		NO	bb
7	7 180301M1_8	Standard	12.500	2.41	12385.531	14232.165	10.878	11.1	-11.4	NO		NO	MM
8	8 180301M1_9	Standard	12.500	2.42	11897.310	12182.840	12.207	12.4	-0.6	NO		NO	MM
9	9 180301M1_10	Standard	12.500	2.42	12462.676	11950.871	13.035	13.3	6.1	NO		NO	MM
10	10 180301M1_11	Standard	12.500	2.41	10071.927	10469.692	12.025	12.2	-2.1	NO		NO	MM

**Compound name: 13C3-PFBS**

Response Factor: 0.124816

RRF SD: 0.00825755, Relative SD: 6.61577

Response type: Internal Std ( Ref 56 ), Area \* ( IS Conc. / IS Area )

Curve type: RF

	# Name	Type	Std. Conc	RT	Area	IS Area	Response	Conc.	%Dev	Conc. Flag	CoD	CoD Flag	x=excluded
1	1 180301M1_2	Standard	12.500	2.70	1714.972	12637.336	1.696	13.6	8.7	NO		NO	bb
2	2 180301M1_3	Standard	12.500	2.69	1691.487	13338.066	1.585	12.7	1.6	NO		NO	bb
3	3 180301M1_4	Standard	12.500	2.69	1654.450	13082.495	1.581	12.7	1.3	NO		NO	bb
4	4 180301M1_5	Standard	12.500	2.69	1621.268	12947.299	1.565	12.5	0.3	NO		NO	bb
5	5 180301M1_6	Standard	12.500	2.70	1622.102	13690.900	1.481	11.9	-5.1	NO		NO	bb
6	6 180301M1_7	Standard	12.500	2.69	1609.169	11574.014	1.738	13.9	11.4	NO		NO	bb
7	7 180301M1_8	Standard	12.500	2.68	1565.804	14232.165	1.375	11.0	-11.9	NO		NO	bb
8	8 180301M1_9	Standard	12.500	2.69	1509.528	12182.840	1.549	12.4	-0.7	NO		NO	bb
9	9 180301M1_10	Standard	12.500	2.70	1456.884	11950.871	1.524	12.2	-2.3	NO		NO	MM
10	10 180301M1_11	Standard	12.500	2.69	1262.763	10469.692	1.508	12.1	-3.4	NO		NO	bb

Dataset: F:\Projects\PFAS.PRO\Results\180301M1\180301M1-CRV.qld

Last Altered: Saturday, March 03, 2018 05:10:16 Pacific Standard Time

Printed: Saturday, March 03, 2018 05:11:05 Pacific Standard Time

**Compound name: 13C2-PFHxA**

Response Factor: 0.722371

RRF SD: 0.0415692, Relative SD: 5.75455

Response type: Internal Std ( Ref 56 ), Area \* ( IS Conc. / IS Area )

Curve type: RF

#	Name	Type	Std. Conc	RT	Area	IS Area	Response	Conc.	%Dev	Conc. Flag	CoD	CoD Flag	x=excluded
1	1 180301M1_2	Standard	5.000	3.19	3787.204	12637.336	3.746	5.2	3.7	NO		NO	bb
2	2 180301M1_3	Standard	5.000	3.18	3818.646	13338.066	3.579	5.0	-0.9	NO		NO	bb
3	3 180301M1_4	Standard	5.000	3.18	3524.773	13082.495	3.368	4.7	-6.8	NO		NO	MM
4	4 180301M1_5	Standard	5.000	3.18	3797.590	12947.299	3.666	5.1	1.5	NO		NO	bb
5	5 180301M1_6	Standard	5.000	3.19	3804.469	13690.900	3.474	4.8	-3.8	NO		NO	bb
6	6 180301M1_7	Standard	5.000	3.18	3334.226	11574.014	3.601	5.0	-0.3	NO		NO	MM
7	7 180301M1_8	Standard	5.000	3.18	3732.596	14232.165	3.278	4.5	-9.2	NO		NO	MM
8	8 180301M1_9	Standard	5.000	3.19	3575.754	12182.840	3.669	5.1	1.6	NO		NO	MM
9	9 180301M1_10	Standard	5.000	3.19	3561.678	11950.871	3.725	5.2	3.1	NO		NO	bb
10	10 180301M1_11	Standard	5.000	3.18	3360.802	10469.692	4.013	5.6	11.1	NO		NO	MM

**Compound name: 13C4-PFHpA**

Response Factor: 0.687016

RRF SD: 0.0503692, Relative SD: 7.33159

Response type: Internal Std ( Ref 56 ), Area \* ( IS Conc. / IS Area )

Curve type: RF

#	Name	Type	Std. Conc	RT	Area	IS Area	Response	Conc.	%Dev	Conc. Flag	CoD	CoD Flag	x=excluded
1	1 180301M1_2	Standard	12.500	3.81	8476.845	12637.336	8.385	12.2	-2.4	NO		NO	bb
2	2 180301M1_3	Standard	12.500	3.80	9463.217	13338.066	8.869	12.9	3.3	NO		NO	bb
3	3 180301M1_4	Standard	12.500	3.79	8861.947	13082.495	8.467	12.3	-1.4	NO		NO	bb
4	4 180301M1_5	Standard	12.500	3.80	9052.763	12947.299	8.740	12.7	1.8	NO		NO	bb
5	5 180301M1_6	Standard	12.500	3.81	9795.044	13690.900	8.943	13.0	4.1	NO		NO	MM
6	6 180301M1_7	Standard	12.500	3.80	9084.935	11574.014	9.812	14.3	14.3	NO		NO	MM
7	7 180301M1_8	Standard	12.500	3.79	8543.293	14232.165	7.504	10.9	-12.6	NO		NO	bb
8	8 180301M1_9	Standard	12.500	3.80	7947.266	12182.840	8.154	11.9	-5.0	NO		NO	MM
9	9 180301M1_10	Standard	12.500	3.81	8559.754	11950.871	8.953	13.0	4.3	NO		NO	MM
10	10 180301M1_11	Standard	12.500	3.80	6743.052	10469.692	8.051	11.7	-6.3	NO		NO	MM



Dataset: F:\Projects\PFAS.PRO\Results\180301M1\180301M1-CRV.qld

Last Altered: Saturday, March 03, 2018 05:10:16 Pacific Standard Time

Printed: Saturday, March 03, 2018 05:11:05 Pacific Standard Time

**Compound name: 18O2-PFHxS**

Response Factor: 0.367004

RRF SD: 0.0346949, Relative SD: 9.45355

Response type: Internal Std ( Ref 57 ), Area \* ( IS Conc. / IS Area )

Curve type: RF

	# Name	Type	Std. Conc	RT	Area	IS Area	Response	Conc.	%Dev	Conc. Flag	CoD	CoD Flag	x=excluded
1	1 180301M1_2	Standard	12.500	3.96	1054.533	3293.152	4.003	10.9	-12.7	NO		NO	bb
2	2 180301M1_3	Standard	12.500	3.95	1224.092	3627.427	4.218	11.5	-8.1	NO		NO	bb
3	3 180301M1_4	Standard	12.500	3.95	1204.419	3576.785	4.209	11.5	-8.2	NO		NO	bb
4	4 180301M1_5	Standard	12.500	3.96	1163.666	2921.085	4.980	13.6	8.5	NO		NO	bb
5	5 180301M1_6	Standard	12.500	3.96	1078.241	2796.654	4.819	13.1	5.1	NO		NO	bb
6	6 180301M1_7	Standard	12.500	3.95	1082.008	3099.898	4.363	11.9	-4.9	NO		NO	bb
7	7 180301M1_8	Standard	12.500	3.94	1255.073	3242.319	4.839	13.2	5.5	NO		NO	bb
8	8 180301M1_9	Standard	12.500	3.95	1176.479	2897.150	5.076	13.8	10.6	NO		NO	bb
9	9 180301M1_10	Standard	12.500	3.96	991.333	2958.918	4.188	11.4	-8.7	NO		NO	bb
10	10 180301M1_11	Standard	12.500	3.95	990.943	2390.894	5.181	14.1	12.9	NO		NO	bb

**Compound name: 13C2-PFOA**

Response Factor: 1.26009

RRF SD: 0.0559455, Relative SD: 4.4398

Response type: Internal Std ( Ref 58 ), Area \* ( IS Conc. / IS Area )

Curve type: RF

	# Name	Type	Std. Conc	RT	Area	IS Area	Response	Conc.	%Dev	Conc. Flag	CoD	CoD Flag	x=excluded
1	1 180301M1_2	Standard	12.500	4.34	14065.086	11175.605	15.732	12.5	-0.1	NO		NO	MM
2	2 180301M1_3	Standard	12.500	4.33	13570.739	11106.500	15.273	12.1	-3.0	NO		NO	bb
3	3 180301M1_4	Standard	12.500	4.32	13951.717	11332.271	15.389	12.2	-2.3	NO		NO	MM
4	4 180301M1_5	Standard	12.500	4.33	15361.831	11590.600	16.567	13.1	5.2	NO		NO	bb
5	5 180301M1_6	Standard	12.500	4.34	15073.758	12038.324	15.652	12.4	-0.6	NO		NO	MM
6	6 180301M1_7	Standard	12.500	4.32	12984.561	11378.594	14.264	11.3	-9.4	NO		NO	MM
7	7 180301M1_8	Standard	12.500	4.32	14714.071	11411.040	16.118	12.8	2.3	NO		NO	bb
8	8 180301M1_9	Standard	12.500	4.33	13559.312	10123.110	16.743	13.3	6.3	NO		NO	MM
9	9 180301M1_10	Standard	12.500	4.34	14544.747	11434.049	15.901	12.6	0.9	NO		NO	MM
10	10 180301M1_11	Standard	12.500	4.32	11713.109	9225.055	15.871	12.6	0.8	NO		NO	MM

Dataset: F:\Projects\PFAS.PRO\Results\180301M1\180301M1-CRV.qld

Last Altered: Saturday, March 03, 2018 05:10:16 Pacific Standard Time

Printed: Saturday, March 03, 2018 05:11:05 Pacific Standard Time

**Compound name: 13C5-PFNA**

Response Factor: 0.959285

RRF SD: 0.0538361, Relative SD: 5.6121

Response type: Internal Std ( Ref 59 ), Area \* ( IS Conc. / IS Area )

Curve type: RF

	# Name	Type	Std. Conc	RT	Area	IS Area	Response	Conc.	%Dev	Conc. Flag	CoD	CoD Flag	x=excluded
1	1 180301M1_2	Standard	12.500	4.78	10980.739	11713.663	11.718	12.2	-2.3	NO		NO	MM
2	2 180301M1_3	Standard	12.500	4.77	10286.331	11570.663	11.113	11.6	-7.3	NO		NO	MM
3	3 180301M1_4	Standard	12.500	4.76	11316.348	11157.871	12.678	13.2	5.7	NO		NO	MM
4	4 180301M1_5	Standard	12.500	4.77	11950.156	12864.314	11.612	12.1	-3.2	NO		NO	bb
5	5 180301M1_6	Standard	12.500	4.78	12301.189	11918.772	12.901	13.4	7.6	NO		NO	MM
6	6 180301M1_7	Standard	12.500	4.76	10657.583	10315.065	12.915	13.5	7.7	NO		NO	MM
7	7 180301M1_8	Standard	12.500	4.76	10470.964	11629.393	11.255	11.7	-6.1	NO		NO	bb
8	8 180301M1_9	Standard	12.500	4.77	10642.840	11271.441	11.803	12.3	-1.6	NO		NO	MM
9	9 180301M1_10	Standard	12.500	4.78	11088.648	11197.493	12.378	12.9	3.2	NO		NO	bb
10	10 180301M1_11	Standard	12.500	4.76	9629.197	10431.502	11.539	12.0	-3.8	NO		NO	MM

**Compound name: 13C8-PFOSA**

Response Factor: 0.228991

RRF SD: 0.0267681, Relative SD: 11.6896

Response type: Internal Std ( Ref 62 ), Area \* ( IS Conc. / IS Area )

Curve type: RF

	# Name	Type	Std. Conc	RT	Area	IS Area	Response	Conc.	%Dev	Conc. Flag	CoD	CoD Flag	x=excluded
1	1 180301M1_2	Standard	12.500	4.84	3122.339	15336.645	2.545	11.1	-11.1	NO		NO	bb
2	2 180301M1_3	Standard	12.500	4.84	2975.654	12869.193	2.890	12.6	1.0	NO		NO	bb
3	3 180301M1_4	Standard	12.500	4.83	3549.686	14299.881	3.103	13.6	8.4	NO		NO	bd
4	4 180301M1_5	Standard	12.500	4.84	3856.607	14741.061	3.270	14.3	14.3	NO		NO	MM
5	5 180301M1_6	Standard	12.500	4.84	3514.271	15203.104	2.889	12.6	0.9	NO		NO	MM
6	6 180301M1_7	Standard	12.500	4.83	3264.274	13054.862	3.126	13.6	9.2	NO		NO	MM
7	7 180301M1_8	Standard	12.500	4.83	3510.666	13441.544	3.265	14.3	14.1	NO		NO	MM
8	8 180301M1_9	Standard	12.500	4.84	3001.923	13691.178	2.741	12.0	-4.2	NO		NO	bb
9	9 180301M1_10	Standard	12.500	4.84	2542.120	13470.846	2.359	10.3	-17.6	NO		NO	bb
10	10 180301M1_11	Standard	12.500	4.83	2425.020	12442.481	2.436	10.6	-14.9	NO		NO	MM

Dataset: F:\Projects\PFAS.PRO\Results\180301M1\180301M1-CRV.qld

Last Altered: Saturday, March 03, 2018 05:10:16 Pacific Standard Time

Printed: Saturday, March 03, 2018 05:11:05 Pacific Standard Time

**Compound name: 13C8-PFOS**

Response Factor: 1.05302

RRF SD: 0.0785005, Relative SD: 7.45479

Response type: Internal Std ( Ref 60 ), Area \* ( IS Conc. / IS Area )

Curve type: RF

#	Name	Type	Std. Conc	RT	Area	IS Area	Response	Conc.	%Dev	Conc. Flag	CoD	CoD Flag	x=excluded
1	1 180301M1_2	Standard	12.500	4.86	3696.443	3272.799	14.118	13.4	7.3	NO		NO	bb
2	2 180301M1_3	Standard	12.500	4.85	3351.062	3570.073	11.733	11.1	-10.9	NO		NO	MM
3	3 180301M1_4	Standard	12.500	4.84	3584.908	3152.786	14.213	13.5	8.0	NO		NO	MM
4	4 180301M1_5	Standard	12.500	4.85	3753.576	3423.723	13.704	13.0	4.1	NO		NO	bb
5	5 180301M1_6	Standard	12.500	4.86	3361.240	3385.483	12.410	11.8	-5.7	NO		NO	MM
6	6 180301M1_7	Standard	12.500	4.84	3438.096	3068.465	14.006	13.3	6.4	NO		NO	MM
7	7 180301M1_8	Standard	12.500	4.84	3502.931	3433.175	12.754	12.1	-3.1	NO		NO	bb
8	8 180301M1_9	Standard	12.500	4.85	2755.735	2974.182	11.582	11.0	-12.0	NO		NO	MM
9	9 180301M1_10	Standard	12.500	4.86	3129.026	2924.657	13.373	12.7	1.6	NO		NO	MM
10	10 180301M1_11	Standard	12.500	4.84	2683.294	2442.329	13.733	13.0	4.3	NO		NO	bb

**Compound name: 13C2-PFDA**

Response Factor: 0.977016

RRF SD: 0.129323, Relative SD: 13.2365

Response type: Internal Std ( Ref 61 ), Area \* ( IS Conc. / IS Area )

Curve type: RF

#	Name	Type	Std. Conc	RT	Area	IS Area	Response	Conc.	%Dev	Conc. Flag	CoD	CoD Flag	x=excluded
1	1 180301M1_2	Standard	12.500	5.15	12822.903	12905.657	12.420	12.7	1.7	NO		NO	MM
2	2 180301M1_3	Standard	12.500	5.14	12881.018	13366.000	12.046	12.3	-1.4	NO		NO	bb
3	3 180301M1_4	Standard	12.500	5.14	11452.913	13986.014	10.236	10.5	-16.2	NO		NO	MM
4	4 180301M1_5	Standard	12.500	5.15	13884.592	13896.420	12.489	12.8	2.3	NO		NO	bb
5	5 180301M1_6	Standard	12.500	5.15	12813.107	13302.936	12.040	12.3	-1.4	NO		NO	bb
6	6 180301M1_7	Standard	12.500	5.14	11921.728	13109.354	11.368	11.6	-6.9	NO		NO	MM
7	7 180301M1_8	Standard	12.500	5.14	10989.300	10569.340	12.997	13.3	6.4	NO		NO	MM
8	8 180301M1_9	Standard	12.500	5.15	12425.440	12520.412	12.405	12.7	1.6	NO		NO	MM
9	9 180301M1_10	Standard	12.500	5.15	10085.922	12384.302	10.180	10.4	-16.6	NO		NO	bb
10	10 180301M1_11	Standard	12.500	5.14	10934.418	8571.460	15.946	16.3	30.6	NO		NO	MM

Dataset: F:\Projects\PFAS.PRO\Results\180301M1\180301M1-CRV.qld

Last Altered: Saturday, March 03, 2018 05:10:16 Pacific Standard Time  
 Printed: Saturday, March 03, 2018 05:11:05 Pacific Standard Time

**Compound name: d3-N-MeFOSAA**

Response Factor: 0.38442  
 RRF SD: 0.0381611, Relative SD: 9.92691  
 Response type: Internal Std ( Ref 62 ), Area \* ( IS Conc. / IS Area )  
 Curve type: RF

#	Name	Type	Std. Conc	RT	Area	IS Area	Response	Conc.	%Dev	Conc. Flag	CoD	CoD Flag	x=excluded
1	1 180301M1_2	Standard	12.500	5.30	5325.746	15336.645	4.341	11.3	-9.7	NO		NO	MM
2	2 180301M1_3	Standard	12.500	5.29	5552.029	12869.193	5.393	14.0	12.2	NO		NO	MM
3	3 180301M1_4	Standard	12.500	5.29	6131.177	14299.881	5.359	13.9	11.5	NO		NO	bb
4	4 180301M1_5	Standard	12.500	5.30	6101.043	14741.061	5.174	13.5	7.7	NO		NO	MM
5	5 180301M1_6	Standard	12.500	5.30	5737.662	15203.104	4.718	12.3	-1.8	NO		NO	bb
6	6 180301M1_7	Standard	12.500	5.29	5563.671	13054.862	5.327	13.9	10.9	NO		NO	bb
7	7 180301M1_8	Standard	12.500	5.29	5190.762	13441.544	4.827	12.6	0.5	NO		NO	MM
8	8 180301M1_9	Standard	12.500	5.30	4812.808	13691.178	4.394	11.4	-8.6	NO		NO	MM
9	9 180301M1_10	Standard	12.500	5.30	4584.626	13470.846	4.254	11.1	-11.5	NO		NO	bb
10	10 180301M1_11	Standard	12.500	5.29	4246.339	12442.481	4.266	11.1	-11.2	NO		NO	MM

**Compound name: d5-N-EtFOSAA**

Response Factor: 0.402596  
 RRF SD: 0.0375098, Relative SD: 9.31696  
 Response type: Internal Std ( Ref 62 ), Area \* ( IS Conc. / IS Area )  
 Curve type: RF

#	Name	Type	Std. Conc	RT	Area	IS Area	Response	Conc.	%Dev	Conc. Flag	CoD	CoD Flag	x=excluded
1	1 180301M1_2	Standard	12.500	5.46	6104.505	15336.645	4.975	12.4	-1.1	NO		NO	bb
2	2 180301M1_3	Standard	12.500	5.45	5753.462	12869.193	5.588	13.9	11.0	NO		NO	bb
3	3 180301M1_4	Standard	12.500	5.45	6360.894	14299.881	5.560	13.8	10.5	NO		NO	MM
4	4 180301M1_5	Standard	12.500	5.46	5862.503	14741.061	4.971	12.3	-1.2	NO		NO	MM
5	5 180301M1_6	Standard	12.500	5.46	6225.583	15203.104	5.119	12.7	1.7	NO		NO	MM
6	6 180301M1_7	Standard	12.500	5.45	5873.237	13054.862	5.624	14.0	11.7	NO		NO	MM
7	7 180301M1_8	Standard	12.500	5.45	5463.563	13441.544	5.081	12.6	1.0	NO		NO	bb
8	8 180301M1_9	Standard	12.500	5.46	5000.331	13691.178	4.565	11.3	-9.3	NO		NO	MM
9	9 180301M1_10	Standard	12.500	5.46	4945.935	13470.846	4.589	11.4	-8.8	NO		NO	MM
10	10 180301M1_11	Standard	12.500	5.45	4231.750	12442.481	4.251	10.6	-15.5	NO		NO	MM

Dataset: F:\Projects\PFAS.PRO\Results\180301M1\180301M1-CRV.qld

Last Altered: Saturday, March 03, 2018 05:10:16 Pacific Standard Time

Printed: Saturday, March 03, 2018 05:11:05 Pacific Standard Time

**Compound name: 13C2-PFUdA**

Response Factor: 1.01942

RRF SD: 0.0905302, Relative SD: 8.88055

Response type: Internal Std ( Ref 62 ), Area \* ( IS Conc. / IS Area )

Curve type: RF

	# Name	Type	Std. Conc	RT	Area	IS Area	Response	Conc.	%Dev	Conc. Flag	CoD	CoD Flag	x=excluded
1	1 180301M1_2	Standard	12.500	5.48	16576.887	15336.645	13.511	13.3	6.0	NO		NO	MM
2	2 180301M1_3	Standard	12.500	5.47	15377.665	12869.193	14.937	14.7	17.2	NO		NO	MM
3	3 180301M1_4	Standard	12.500	5.47	13273.690	14299.881	11.603	11.4	-8.9	NO		NO	MM
4	4 180301M1_5	Standard	12.500	5.47	16384.205	14741.061	13.893	13.6	9.0	NO		NO	MM
5	5 180301M1_6	Standard	12.500	5.48	15134.521	15203.104	12.444	12.2	-2.3	NO		NO	MM
6	6 180301M1_7	Standard	12.500	5.47	13745.954	13054.862	13.162	12.9	3.3	NO		NO	MM
7	7 180301M1_8	Standard	12.500	5.47	12956.695	13441.544	12.049	11.8	-5.4	NO		NO	bb
8	8 180301M1_9	Standard	12.500	5.47	12777.180	13691.178	11.666	11.4	-8.5	NO		NO	MM
9	9 180301M1_10	Standard	12.500	5.48	12373.797	13470.846	11.482	11.3	-9.9	NO		NO	MM
10	10 180301M1_11	Standard	12.500	5.47	12623.556	12442.481	12.682	12.4	-0.5	NO		NO	MM

**Compound name: 13C2-PFDoA**

Response Factor: 0.907676

RRF SD: 0.0794454, Relative SD: 8.75262

Response type: Internal Std ( Ref 62 ), Area \* ( IS Conc. / IS Area )

Curve type: RF

	# Name	Type	Std. Conc	RT	Area	IS Area	Response	Conc.	%Dev	Conc. Flag	CoD	CoD Flag	x=excluded
1	1 180301M1_2	Standard	12.500	5.77	15442.216	15336.645	12.586	13.9	10.9	NO		NO	MM
2	2 180301M1_3	Standard	12.500	5.76	11919.504	12869.193	11.578	12.8	2.0	NO		NO	bb
3	3 180301M1_4	Standard	12.500	5.75	12353.530	14299.881	10.799	11.9	-4.8	NO		NO	MM
4	4 180301M1_5	Standard	12.500	5.76	12168.458	14741.061	10.319	11.4	-9.1	NO		NO	MM
5	5 180301M1_6	Standard	12.500	5.76	15522.450	15203.104	12.763	14.1	12.5	NO		NO	bb
6	6 180301M1_7	Standard	12.500	5.75	11707.082	13054.862	11.210	12.3	-1.2	NO		NO	MM
7	7 180301M1_8	Standard	12.500	5.75	10268.462	13441.544	9.549	10.5	-15.8	NO		NO	MM
8	8 180301M1_9	Standard	12.500	5.76	13304.902	13691.178	12.147	13.4	7.1	NO		NO	MM
9	9 180301M1_10	Standard	12.500	5.76	12227.076	13470.846	11.346	12.5	-0.0	NO		NO	MM
10	10 180301M1_11	Standard	12.500	5.76	11112.972	12442.481	11.164	12.3	-1.6	NO		NO	MM

Dataset: F:\Projects\PFAS.PRO\Results\180301M1\180301M1-CRV.qld

Last Altered: Saturday, March 03, 2018 05:10:16 Pacific Standard Time

Printed: Saturday, March 03, 2018 05:11:05 Pacific Standard Time

**Compound name: d3-N-MeFOSA**

Response Factor: 0.117462

RRF SD: 0.00795202, Relative SD: 6.76989

Response type: Internal Std ( Ref 62 ), Area \* ( IS Conc. / IS Area )

Curve type: RF

	# Name	Type	Std. Conc	RT	Area	IS Area	Response	Conc.	%Dev	Conc. Flag	CoD	CoD Flag	x=excluded
1	1 180301M1_2	Standard	150.000	6.01	19430.975	15336.645	15.837	134.8	-10.1	NO		NO	MM
2	2 180301M1_3	Standard	150.000	5.99	19963.918	12869.193	19.391	165.1	10.1	NO		NO	MM
3	3 180301M1_4	Standard	150.000	5.99	20908.160	14299.881	18.277	155.6	3.7	NO		NO	MM
4	4 180301M1_5	Standard	150.000	6.00	19626.619	14741.061	16.643	141.7	-5.5	NO		NO	MM
5	5 180301M1_6	Standard	150.000	6.01	19976.902	15203.104	16.425	139.8	-6.8	NO		NO	MM
6	6 180301M1_7	Standard	150.000	5.99	19503.240	13054.862	18.674	159.0	6.0	NO		NO	MM
7	7 180301M1_8	Standard	150.000	5.99	20458.707	13441.544	19.026	162.0	8.0	NO		NO	MM
8	8 180301M1_9	Standard	150.000	6.01	19000.861	13691.178	17.348	147.7	-1.5	NO		NO	MM
9	9 180301M1_10	Standard	150.000	6.01	19039.311	13470.846	17.667	150.4	0.3	NO		NO	MM
10	10 180301M1_11	Standard	150.000	5.99	16827.104	12442.481	16.905	143.9	-4.1	NO		NO	MM

**Compound name: 13C2-PFTeDA**

Response Factor: 0.413883

RRF SD: 0.0661742, Relative SD: 15.9886

Response type: Internal Std ( Ref 62 ), Area \* ( IS Conc. / IS Area )

Curve type: RF

	# Name	Type	Std. Conc	RT	Area	IS Area	Response	Conc.	%Dev	Conc. Flag	CoD	CoD Flag	x=excluded
1	1 180301M1_2	Standard	12.500	6.24	5865.007	15336.645	4.780	11.5	-7.6	NO		NO	MM
2	2 180301M1_3	Standard	12.500	6.23	5712.738	12869.193	5.549	13.4	7.3	NO		NO	MM
3	3 180301M1_4	Standard	12.500	6.23	4378.253	14299.881	3.827	9.2	-26.0	NO		NO	MM
4	4 180301M1_5	Standard	12.500	6.23	6134.594	14741.061	5.202	12.6	0.5	NO		NO	MM
5	5 180301M1_6	Standard	12.500	6.24	5885.092	15203.104	4.839	11.7	-6.5	NO		NO	MM
6	6 180301M1_7	Standard	12.500	6.23	5778.615	13054.862	5.533	13.4	6.9	NO		NO	MM
7	7 180301M1_8	Standard	12.500	6.23	5470.535	13441.544	5.087	12.3	-1.7	NO		NO	MM
8	8 180301M1_9	Standard	12.500	6.23	4639.086	13691.178	4.235	10.2	-18.1	NO		NO	MM
9	9 180301M1_10	Standard	12.500	6.23	7168.373	13470.846	6.652	16.1	28.6	NO		NO	MM
10	10 180301M1_11	Standard	12.500	6.23	6003.183	12442.481	6.031	14.6	16.6	NO		NO	MM

Dataset: F:\Projects\PFAS.PRO\Results\180301M1\180301M1-CRV.qld

Last Altered: Saturday, March 03, 2018 05:10:16 Pacific Standard Time

Printed: Saturday, March 03, 2018 05:11:05 Pacific Standard Time

**Compound name: d5-N-ETFOSA**

Response Factor: 0.180903

RRF SD: 0.0133415, Relative SD: 7.37496

Response type: Internal Std ( Ref 62 ), Area \* ( IS Conc. / IS Area )

Curve type: RF

	# Name	Type	Std. Conc	RT	Area	IS Area	Response	Conc.	%Dev	Conc. Flag	CoD	CoD Flag	x=excluded
1	1 180301M1_2	Standard	150.000	6.41	31435.953	15336.645	25.622	141.6	-5.6	NO		NO	MM
2	2 180301M1_3	Standard	150.000	6.39	31336.100	12869.193	30.437	168.3	12.2	NO		NO	MM
3	3 180301M1_4	Standard	150.000	6.39	31941.109	14299.881	27.921	154.3	2.9	NO		NO	MM
4	4 180301M1_5	Standard	150.000	6.40	32079.422	14741.061	27.202	150.4	0.2	NO		NO	MM
5	5 180301M1_6	Standard	150.000	6.40	32482.930	15203.104	26.707	147.6	-1.6	NO		NO	MM
6	6 180301M1_7	Standard	150.000	6.39	30051.453	13054.862	28.774	159.1	6.0	NO		NO	MM
7	7 180301M1_8	Standard	150.000	6.39	30597.180	13441.544	28.454	157.3	4.9	NO		NO	MM
8	8 180301M1_9	Standard	150.000	6.40	29718.752	13691.178	27.133	150.0	-0.0	NO		NO	MM
9	9 180301M1_10	Standard	150.000	6.40	28033.447	13470.846	26.013	143.8	-4.1	NO		NO	MM
10	10 180301M1_11	Standard	150.000	6.39	22984.035	12442.481	23.090	127.6	-14.9	NO		NO	MM

**Compound name: 13C2-PFHxDA**

Response Factor: 0.782316

RRF SD: 0.0552679, Relative SD: 7.06465

Response type: Internal Std ( Ref 62 ), Area \* ( IS Conc. / IS Area )

Curve type: RF

	# Name	Type	Std. Conc	RT	Area	IS Area	Response	Conc.	%Dev	Conc. Flag	CoD	CoD Flag	x=excluded
1	1 180301M1_2	Standard	5.000	6.57	4743.615	15336.645	3.866	4.9	-1.2	NO		NO	bb
2	2 180301M1_3	Standard	5.000	6.56	4135.667	12869.193	4.017	5.1	2.7	NO		NO	MM
3	3 180301M1_4	Standard	5.000	6.56	4143.816	14299.881	3.622	4.6	-7.4	NO		NO	bb
4	4 180301M1_5	Standard	5.000	6.57	4520.493	14741.061	3.833	4.9	-2.0	NO		NO	MM
5	5 180301M1_6	Standard	5.000	6.57	4638.950	15203.104	3.814	4.9	-2.5	NO		NO	MM
6	6 180301M1_7	Standard	5.000	6.56	4118.911	13054.862	3.944	5.0	0.8	NO		NO	MM
7	7 180301M1_8	Standard	5.000	6.56	4191.027	13441.544	3.897	5.0	-0.4	NO		NO	MM
8	8 180301M1_9	Standard	5.000	6.57	3815.245	13691.178	3.483	4.5	-10.9	NO		NO	bb
9	9 180301M1_10	Standard	5.000	6.56	4471.259	13470.846	4.149	5.3	6.1	NO		NO	MM
10	10 180301M1_11	Standard	5.000	6.56	4468.608	12442.481	4.489	5.7	14.8	NO		NO	MM

Dataset: F:\Projects\PFAS.PRO\Results\180301M1\180301M1-CRV.qld

Last Altered: Saturday, March 03, 2018 05:10:16 Pacific Standard Time  
 Printed: Saturday, March 03, 2018 05:11:05 Pacific Standard Time

**Compound name: d7-N-MeFOSE**

Response Factor: 0.171895  
 RRF SD: 0.0182886, Relative SD: 10.6394  
 Response type: Internal Std ( Ref 62 ), Area \* ( IS Conc. / IS Area )  
 Curve type: RF

	# Name	Type	Std. Conc	RT	Area	IS Area	Response	Conc.	%Dev	Conc. Flag	CoD	CoD Flag	x=excluded
1	1 180301M1_2	Standard	150.000	6.51	25171.217	15336.645	20.516	119.3	-20.4	NO		NO	MM
2	2 180301M1_3	Standard	150.000	6.51	24186.930	12869.193	23.493	136.7	-8.9	NO		NO	MM
3	3 180301M1_4	Standard	150.000	6.51	32816.160	14299.881	28.686	166.9	11.3	NO		NO	MM
4	4 180301M1_5	Standard	150.000	6.51	27135.879	14741.061	23.010	133.9	-10.8	NO		NO	MM
5	5 180301M1_6	Standard	150.000	6.51	31261.170	15203.104	25.703	149.5	-0.3	NO		NO	MM
6	6 180301M1_7	Standard	150.000	6.51	28120.146	13054.862	26.925	156.6	4.4	NO		NO	MM
7	7 180301M1_8	Standard	150.000	6.51	30349.900	13441.544	28.224	164.2	9.5	NO		NO	MM
8	8 180301M1_9	Standard	150.000	6.51	31855.229	13691.178	29.084	169.2	12.8	NO		NO	MM
9	9 180301M1_10	Standard	150.000	6.51	27737.973	13470.846	25.739	149.7	-0.2	NO		NO	MM
10	10 180301M1_11	Standard	150.000	6.51	26341.955	12442.481	26.464	154.0	2.6	NO		NO	MM

**Compound name: d9-N-EtFOSE**

Response Factor: 0.14646  
 RRF SD: 0.00970344, Relative SD: 6.62533  
 Response type: Internal Std ( Ref 62 ), Area \* ( IS Conc. / IS Area )  
 Curve type: RF

	# Name	Type	Std. Conc	RT	Area	IS Area	Response	Conc.	%Dev	Conc. Flag	CoD	CoD Flag	x=excluded
1	1 180301M1_2	Standard	150.000	6.66	26117.539	15336.645	21.287	145.3	-3.1	NO		NO	MM
2	2 180301M1_3	Standard	150.000	6.65	23251.111	12869.193	22.584	154.2	2.8	NO		NO	MM
3	3 180301M1_4	Standard	150.000	6.65	26150.514	14299.881	22.859	156.1	4.1	NO		NO	MM
4	4 180301M1_5	Standard	150.000	6.66	24856.543	14741.061	21.078	143.9	-4.1	NO		NO	MM
5	5 180301M1_6	Standard	150.000	6.65	25267.814	15203.104	20.775	141.8	-5.4	NO		NO	MM
6	6 180301M1_7	Standard	150.000	6.65	22910.215	13054.862	21.936	149.8	-0.1	NO		NO	MM
7	7 180301M1_8	Standard	150.000	6.65	26975.457	13441.544	25.086	171.3	14.2	NO		NO	MM
8	8 180301M1_9	Standard	150.000	6.66	22020.955	13691.178	20.105	137.3	-8.5	NO		NO	MM
9	9 180301M1_10	Standard	150.000	6.65	24780.598	13470.846	22.995	157.0	4.7	NO		NO	MM
10	10 180301M1_11	Standard	150.000	6.65	20888.084	12442.481	20.985	143.3	-4.5	NO		NO	MM



Dataset: F:\Projects\PFAS.PRO\Results\180301M1\180301M1-CRV.qld

Last Altered: Saturday, March 03, 2018 05:10:16 Pacific Standard Time

Printed: Saturday, March 03, 2018 05:11:05 Pacific Standard Time

**Compound name: 13C4-PFBA**

Response Factor: 1

RRF SD: 1.2274e-016, Relative SD: 1.2274e-014

Response type: Internal Std ( Ref 55 ), Area \* ( IS Conc. / IS Area )

Curve type: RF

	# Name	Type	Std. Conc	RT	Area	IS Area	Response	Conc.	%Dev	Conc. Flag	CoD	CoD Flag	x=excluded
1	1 180301M1_2	Standard	12.500	1.45	6898.718	6898.718	12.500	12.5	0.0	NO		NO	bb
2	2 180301M1_3	Standard	12.500	1.45	7463.416	7463.416	12.500	12.5	0.0	NO		NO	MM
3	3 180301M1_4	Standard	12.500	1.45	7584.892	7584.892	12.500	12.5	0.0	NO		NO	MM
4	4 180301M1_5	Standard	12.500	1.44	7839.470	7839.470	12.500	12.5	0.0	NO		NO	MM
5	5 180301M1_6	Standard	12.500	1.45	7334.360	7334.360	12.500	12.5	0.0	NO		NO	bb
6	6 180301M1_7	Standard	12.500	1.44	6935.251	6935.251	12.500	12.5	0.0	NO		NO	bb
7	7 180301M1_8	Standard	12.500	1.44	7399.419	7399.419	12.500	12.5	0.0	NO		NO	MM
8	8 180301M1_9	Standard	12.500	1.45	7165.229	7165.229	12.500	12.5	0.0	NO		NO	MM
9	9 180301M1_10	Standard	12.500	1.45	7579.697	7579.697	12.500	12.5	0.0	NO		NO	MM
10	10 180301M1_11	Standard	12.500	1.45	7297.714	7297.714	12.500	12.5	0.0	NO		NO	MM

**Compound name: 13C5-PFHxA**

Response Factor: 1

RRF SD: 0, Relative SD: 0

Response type: Internal Std ( Ref 56 ), Area \* ( IS Conc. / IS Area )

Curve type: RF

	# Name	Type	Std. Conc	RT	Area	IS Area	Response	Conc.	%Dev	Conc. Flag	CoD	CoD Flag	x=excluded
1	1 180301M1_2	Standard	12.500	3.19	12637.336	12637.336	12.500	12.5	0.0	NO		NO	MM
2	2 180301M1_3	Standard	12.500	3.18	13338.066	13338.066	12.500	12.5	0.0	NO		NO	MM
3	3 180301M1_4	Standard	12.500	3.18	13082.495	13082.495	12.500	12.5	0.0	NO		NO	MM
4	4 180301M1_5	Standard	12.500	3.18	12947.299	12947.299	12.500	12.5	0.0	NO		NO	MM
5	5 180301M1_6	Standard	12.500	3.19	13690.900	13690.900	12.500	12.5	0.0	NO		NO	MM
6	6 180301M1_7	Standard	12.500	3.18	11574.014	11574.014	12.500	12.5	0.0	NO		NO	MM
7	7 180301M1_8	Standard	12.500	3.18	14232.165	14232.165	12.500	12.5	0.0	NO		NO	MM
8	8 180301M1_9	Standard	12.500	3.19	12182.840	12182.840	12.500	12.5	0.0	NO		NO	MM
9	9 180301M1_10	Standard	12.500	3.19	11950.871	11950.871	12.500	12.5	0.0	NO		NO	MM
10	10 180301M1_11	Standard	12.500	3.18	10469.692	10469.692	12.500	12.5	0.0	NO		NO	MM

Dataset: F:\Projects\PFAS.PRO\Results\180301M1\180301M1-CRV.qld

Last Altered: Saturday, March 03, 2018 05:10:16 Pacific Standard Time

Printed: Saturday, March 03, 2018 05:11:05 Pacific Standard Time

**Compound name: 13C3-PFHxS**

Response Factor: 1

RRF SD: 7.40149e-017, Relative SD: 7.40149e-015

Response type: Internal Std ( Ref 57 ), Area \* ( IS Conc. / IS Area )

Curve type: RF

#	Name	Type	Std. Conc	RT	Area	IS Area	Response	Conc.	%Dev	Conc. Flag	CoD	CoD Flag	x=excluded
1	1 180301M1_2	Standard	12.500	3.96	3293.152	3293.152	12.500	12.5	0.0	NO		NO	bb
2	2 180301M1_3	Standard	12.500	3.95	3627.427	3627.427	12.500	12.5	0.0	NO		NO	bb
3	3 180301M1_4	Standard	12.500	3.95	3576.785	3576.785	12.500	12.5	0.0	NO		NO	bb
4	4 180301M1_5	Standard	12.500	3.95	2921.085	2921.085	12.500	12.5	0.0	NO		NO	bb
5	5 180301M1_6	Standard	12.500	3.96	2796.654	2796.654	12.500	12.5	0.0	NO		NO	bb
6	6 180301M1_7	Standard	12.500	3.95	3099.898	3099.898	12.500	12.5	0.0	NO		NO	bb
7	7 180301M1_8	Standard	12.500	3.95	3242.319	3242.319	12.500	12.5	0.0	NO		NO	bb
8	8 180301M1_9	Standard	12.500	3.95	2897.150	2897.150	12.500	12.5	0.0	NO		NO	MM
9	9 180301M1_10	Standard	12.500	3.96	2958.918	2958.918	12.500	12.5	0.0	NO		NO	MM
10	10 180301M1_11	Standard	12.500	3.95	2390.894	2390.894	12.500	12.5	0.0	NO		NO	bb

**Compound name: 13C8-PFOA**

Response Factor: 1

RRF SD: 0, Relative SD: 0

Response type: Internal Std ( Ref 58 ), Area \* ( IS Conc. / IS Area )

Curve type: RF

#	Name	Type	Std. Conc	RT	Area	IS Area	Response	Conc.	%Dev	Conc. Flag	CoD	CoD Flag	x=excluded
1	1 180301M1_2	Standard	12.500	4.34	11175.605	11175.605	12.500	12.5	0.0	NO		NO	MM
2	2 180301M1_3	Standard	12.500	4.33	11106.500	11106.500	12.500	12.5	0.0	NO		NO	bb
3	3 180301M1_4	Standard	12.500	4.33	11332.271	11332.271	12.500	12.5	0.0	NO		NO	bb
4	4 180301M1_5	Standard	12.500	4.33	11590.600	11590.600	12.500	12.5	0.0	NO		NO	MM
5	5 180301M1_6	Standard	12.500	4.34	12038.324	12038.324	12.500	12.5	0.0	NO		NO	MM
6	6 180301M1_7	Standard	12.500	4.33	11378.594	11378.594	12.500	12.5	0.0	NO		NO	bb
7	7 180301M1_8	Standard	12.500	4.32	11411.040	11411.040	12.500	12.5	0.0	NO		NO	MM
8	8 180301M1_9	Standard	12.500	4.33	10123.110	10123.110	12.500	12.5	0.0	NO		NO	MM
9	9 180301M1_10	Standard	12.500	4.33	11434.049	11434.049	12.500	12.5	0.0	NO		NO	bb
10	10 180301M1_11	Standard	12.500	4.33	9225.055	9225.055	12.500	12.5	0.0	NO		NO	MM

Dataset: F:\Projects\PFAS.PRO\Results\180301M1\180301M1-CRV.qld

Last Altered: Saturday, March 03, 2018 05:10:16 Pacific Standard Time

Printed: Saturday, March 03, 2018 05:11:05 Pacific Standard Time

**Compound name: 13C9-PFNA**

Response Factor: 1

RRF SD: 3.70074e-017, Relative SD: 3.70074e-015

Response type: Internal Std ( Ref 59 ), Area \* ( IS Conc. / IS Area )

Curve type: RF

	# Name	Type	Std. Conc	RT	Area	IS Area	Response	Conc.	%Dev	Conc. Flag	CoD	CoD Flag	x=excluded
1	1 180301M1_2	Standard	12.500	4.78	11713.663	11713.663	12.500	12.5	0.0	NO		NO	MM
2	2 180301M1_3	Standard	12.500	4.77	11570.663	11570.663	12.500	12.5	0.0	NO		NO	MM
3	3 180301M1_4	Standard	12.500	4.76	11157.871	11157.871	12.500	12.5	0.0	NO		NO	MM
4	4 180301M1_5	Standard	12.500	4.77	12864.314	12864.314	12.500	12.5	0.0	NO		NO	bb
5	5 180301M1_6	Standard	12.500	4.78	11918.772	11918.772	12.500	12.5	0.0	NO		NO	MM
6	6 180301M1_7	Standard	12.500	4.76	10315.065	10315.065	12.500	12.5	0.0	NO		NO	MM
7	7 180301M1_8	Standard	12.500	4.76	11629.393	11629.393	12.500	12.5	0.0	NO		NO	MM
8	8 180301M1_9	Standard	12.500	4.77	11271.441	11271.441	12.500	12.5	0.0	NO		NO	bb
9	9 180301M1_10	Standard	12.500	4.77	11197.493	11197.493	12.500	12.5	0.0	NO		NO	bb
10	10 180301M1_11	Standard	12.500	4.76	10431.502	10431.502	12.500	12.5	0.0	NO		NO	bb

**Compound name: 13C4-PFOS**

Response Factor: 1

RRF SD: 7.40149e-017, Relative SD: 7.40149e-015

Response type: Internal Std ( Ref 60 ), Area \* ( IS Conc. / IS Area )

Curve type: RF

	# Name	Type	Std. Conc	RT	Area	IS Area	Response	Conc.	%Dev	Conc. Flag	CoD	CoD Flag	x=excluded
1	1 180301M1_2	Standard	12.500	4.86	3272.799	3272.799	12.500	12.5	0.0	NO		NO	bb
2	2 180301M1_3	Standard	12.500	4.85	3570.073	3570.073	12.500	12.5	0.0	NO		NO	bb
3	3 180301M1_4	Standard	12.500	4.84	3152.786	3152.786	12.500	12.5	0.0	NO		NO	bb
4	4 180301M1_5	Standard	12.500	4.85	3423.723	3423.723	12.500	12.5	0.0	NO		NO	MM
5	5 180301M1_6	Standard	12.500	4.86	3385.483	3385.483	12.500	12.5	0.0	NO		NO	MM
6	6 180301M1_7	Standard	12.500	4.84	3068.465	3068.465	12.500	12.5	0.0	NO		NO	MM
7	7 180301M1_8	Standard	12.500	4.84	3433.175	3433.175	12.500	12.5	0.0	NO		NO	bb
8	8 180301M1_9	Standard	12.500	4.85	2974.182	2974.182	12.500	12.5	0.0	NO		NO	bb
9	9 180301M1_10	Standard	12.500	4.86	2924.657	2924.657	12.500	12.5	0.0	NO		NO	bb
10	10 180301M1_11	Standard	12.500	4.84	2442.329	2442.329	12.500	12.5	0.0	NO		NO	bb

Dataset: F:\Projects\PFAS.PRO\Results\180301M1\180301M1-CRV.qld

Last Altered: Saturday, March 03, 2018 05:10:16 Pacific Standard Time  
 Printed: Saturday, March 03, 2018 05:11:05 Pacific Standard Time

**Compound name: 13C6-PFDA**

Response Factor: 1

RRF SD: 0, Relative SD: 0

Response type: Internal Std ( Ref 61 ), Area \* ( IS Conc. / IS Area )

Curve type: RF

	# Name	Type	Std. Conc	RT	Area	IS Area	Response	Conc.	%Dev	Conc. Flag	CoD	CoD Flag	x=excluded
1	1 180301M1_2	Standard	12.500	5.15	12905.657	12905.657	12.500	12.5	0.0	NO		NO	MM
2	2 180301M1_3	Standard	12.500	5.14	13366.000	13366.000	12.500	12.5	0.0	NO		NO	MM
3	3 180301M1_4	Standard	12.500	5.14	13986.014	13986.014	12.500	12.5	0.0	NO		NO	MM
4	4 180301M1_5	Standard	12.500	5.15	13896.420	13896.420	12.500	12.5	0.0	NO		NO	MM
5	5 180301M1_6	Standard	12.500	5.15	13302.936	13302.936	12.500	12.5	0.0	NO		NO	MM
6	6 180301M1_7	Standard	12.500	5.14	13109.354	13109.354	12.500	12.5	0.0	NO		NO	MM
7	7 180301M1_8	Standard	12.500	5.14	10569.340	10569.340	12.500	12.5	0.0	NO		NO	MM
8	8 180301M1_9	Standard	12.500	5.15	12520.412	12520.412	12.500	12.5	0.0	NO		NO	MM
9	9 180301M1_10	Standard	12.500	5.15	12384.302	12384.302	12.500	12.5	0.0	NO		NO	MM
10	10 180301M1_11	Standard	12.500	5.14	8571.460	8571.460	12.500	12.5	0.0	NO		NO	MM

**Compound name: 13C7-PFUdA**

Response Factor: 1

RRF SD: 0, Relative SD: 0

Response type: Internal Std ( Ref 62 ), Area \* ( IS Conc. / IS Area )

Curve type: RF

	# Name	Type	Std. Conc	RT	Area	IS Area	Response	Conc.	%Dev	Conc. Flag	CoD	CoD Flag	x=excluded
1	1 180301M1_2	Standard	12.500	5.48	15336.645	15336.645	12.500	12.5	0.0	NO		NO	MM
2	2 180301M1_3	Standard	12.500	5.47	12869.193	12869.193	12.500	12.5	0.0	NO		NO	MM
3	3 180301M1_4	Standard	12.500	5.46	14299.881	14299.881	12.500	12.5	0.0	NO		NO	bb
4	4 180301M1_5	Standard	12.500	5.47	14741.061	14741.061	12.500	12.5	0.0	NO		NO	MM
5	5 180301M1_6	Standard	12.500	5.48	15203.104	15203.104	12.500	12.5	0.0	NO		NO	MM
6	6 180301M1_7	Standard	12.500	5.47	13054.862	13054.862	12.500	12.5	0.0	NO		NO	MM
7	7 180301M1_8	Standard	12.500	5.47	13441.544	13441.544	12.500	12.5	0.0	NO		NO	bb
8	8 180301M1_9	Standard	12.500	5.47	13691.178	13691.178	12.500	12.5	0.0	NO		NO	MM
9	9 180301M1_10	Standard	12.500	5.48	13470.846	13470.846	12.500	12.5	0.0	NO		NO	bb
10	10 180301M1_11	Standard	12.500	5.47	12442.481	12442.481	12.500	12.5	0.0	NO		NO	MM

Dataset: F:\Projects\PFAS.PRO\Results\180301M1\180301M1-CRV.qld

Last Altered: Monday, March 05, 2018 08:17:35 Pacific Standard Time

Printed: Monday, March 05, 2018 08:20:27 Pacific Standard Time

Method: F:\Projects\PFAS.PRO\MethDB\PFAS\_FULL\_80C\_022718.mdb 28 Feb 2018 13:19:45

Calibration: F:\Projects\PFAS.PRO\CurveDB\C18\_VAL-PFAS\_Q4\_03-01-18-FULL.cdb 05 Mar 2018 08:17:35

Name: 180301M1\_2, Date: 02-Mar-2018, Time: 00:51:52, ID: ST180301M1-1 PFC CS-2 18B2312, Description: PFC CS-2 18B2312

#	Name	IS#	CoD	CoD Flag	%RSD
1	1 PFBA	34	0.9999	NO	
2	2 PFPeA	35	0.9995	NO	
3	3 PFBS	36	0.9997	NO	
4	4 4:2 FTS	36	0.9996	NO	
5	5 PFHxA	37	0.9994	NO	
6	6 PFPeS	36	0.9990	NO	
7	7 PFHpA	38	0.9984	NO	
8	8 L-PFHxS	39	0.9992	NO	
9	10 6:2 FTS	40	0.9963	NO	
10	11 L-PFOA	40	0.9991	NO	
11	13 PFHpS	40	0.9989	NO	
12	14 PFNA	41	0.9997	NO	
13	15 PFOSA	42	0.9939	NO	
14	16 L-PFOS	43	0.9958	NO	
15	18 PFDA	44	0.9979	NO	
16	19 8:2 FTS	40	0.9990	NO	
17	20 PFNS	43	0.9966	NO	
18	21 N-MeFOSAA	45	0.9983	NO	
19	22 N-EtFOSAA	46	0.9995	NO	
20	23 PFUdA	47	0.9995	NO	
21	24 PFDS	47	0.9994	NO	
22	25 PFDoA	48	0.9934	NO	
23	26 N-MeFOSA	49	0.9978	NO	
24	27 PFTrDA	48	0.9970	NO	
25	28 PFTeDA	50	0.9933	NO	
26	29 N-EtFOSA	51	0.9996	NO	
27	30 PFHxDA	52	0.9986	NO	
28	31 PFODA	52	0.9989	NO	
29	32 N-MeFOSE	53	0.9990	NO	
30	33 N-EtFOSE	54	0.9930	NO	
31	34 13C3-PFBA	55		NO	3.591
32	35 13C3-PFPeA	56		NO	5.449

Dataset: F:\Projects\PFAS.PRO\Results\180301M1\180301M1-CRV.qld

Last Altered: Monday, March 05, 2018 08:17:35 Pacific Standard Time

Printed: Monday, March 05, 2018 08:20:27 Pacific Standard Time

Name: 180301M1\_2, Date: 02-Mar-2018, Time: 00:51:52, ID: ST180301M1-1 PFC CS-2 18B2312, Description: PFC CS-2 18B2312

#	Name	IS#	CoD	CoD Flag	%RSD
33	36 13C3-PFBS	56		NO	6.616
34	37 13C2-PFHxA	56		NO	5.755
35	38 13C4-PFHpA	56		NO	7.332
36	39 18O2-PFHxS	57		NO	9.454
37	40 13C2-PFOA	58		NO	4.440
38	41 13C5-PFNA	59		NO	5.612
39	42 13C8-PFOA	62		NO	11.690
40	43 13C8-PFOS	60		NO	7.455
41	44 13C2-PFDA	61		NO	13.237
42	45 d3-N-MeFOSAA	62		NO	9.927
43	46 d5-N-EtFOSAA	62		NO	9.317
44	47 13C2-PFUdA	62		NO	8.881
45	48 13C2-PFDoA	62		NO	8.753
46	49 d3-N-MeFOSA	62		NO	6.770
47	50 13C2-PFTeDA	62		NO	15.989
48	51 d5-N-ETFOSA	62		NO	7.375
49	52 13C2-PFHxDA	62		NO	7.065
50	53 d7-N-MeFOSE	62		NO	10.639
51	54 d9-N-EtFOSE	62		NO	6.625
52	55 13C4-PFBA	55		NO	0.000
53	56 13C5-PFHxA	56		NO	0.000
54	57 13C3-PFHxS	57		NO	0.000
55	58 13C8-PFOA	58		NO	0.000
56	59 13C9-PFNA	59		NO	0.000
57	60 13C4-PFOS	60		NO	0.000
58	61 13C6-PFDA	61		NO	0.000
59	62 13C7-PFUdA	62		NO	0.000

Vista Analytical Laboratory

Dataset: Untitled

Last Altered: Saturday, March 03, 2018 05:31:32 Pacific Standard Time

Printed: Saturday, March 03, 2018 05:33:13 Pacific Standard Time

Method: F:\Projects\PFAS.PRO\MethDB\PFAS\_FULL\_80C\_022718.mdb 28 Feb 2018 13:19:45

Calibration: F:\Projects\PFAS.PRO\CurveDB\C18\_VAL-PFAS\_Q4\_03-01-18-FULL.cdb 03 Mar 2018 05:24:54

Compound name: PFBA

	Name	ID	Acq.Date	Acq.Time
1	180301M1_1	IPA	02-Mar-18	00:40:28
2	180301M1_2	ST180301M1-1 PFC CS-2 18B2312	02-Mar-18	00:51:52
3	180301M1_3	ST180301M1-2 PFC CS-1 18B2313	02-Mar-18	01:03:19
4	180301M1_4	ST180301M1-3 PFC CS0 18B2314	02-Mar-18	01:14:50
5	180301M1_5	ST180301M1-4 PFC CS1 18B2315	02-Mar-18	01:26:16
6	180301M1_6	ST180301M1-5 PFC CS2 18B2316	02-Mar-18	01:37:43
7	180301M1_7	ST180301M1-6 PFC CS3 18B2317	02-Mar-18	01:49:10
8	180301M1_8	ST180301M1-7 PFC CS4 18B2318	02-Mar-18	02:00:37
9	180301M1_9	ST180301M1-8 PFC CS5 18B2319	02-Mar-18	02:12:06
10	180301M1_10	ST180301M1-9 PFC CS6 18B2320	02-Mar-18	02:23:33
11	180301M1_11	ST180301M1-10 PFC CS7 18B2321	02-Mar-18	02:35:03
12	180301M1_12	IPA	02-Mar-18	02:46:32
13	180301M1_13	ICV180301M1-1 PFC ICV 18B2311	02-Mar-18	02:58:02
14	180301M1_14	IPA	02-Mar-18	03:09:32

Dataset: F:\Projects\PFAS.PRO\Results\180301M1\180301M1-CRV.qld

Last Altered: Saturday, March 03, 2018 05:10:16 Pacific Standard Time

Printed: Saturday, March 03, 2018 05:16:32 Pacific Standard Time

Method: F:\Projects\PFAS.PRO\MethDB\PFAS\_FULL\_80C\_022718.mdb 28 Feb 2018 13:19:45

Calibration: F:\Projects\PFAS.PRO\CurveDB\C18\_VAL-PFAS\_Q4\_03-01-18-FULL.cdb 03 Mar 2018 05:10:16

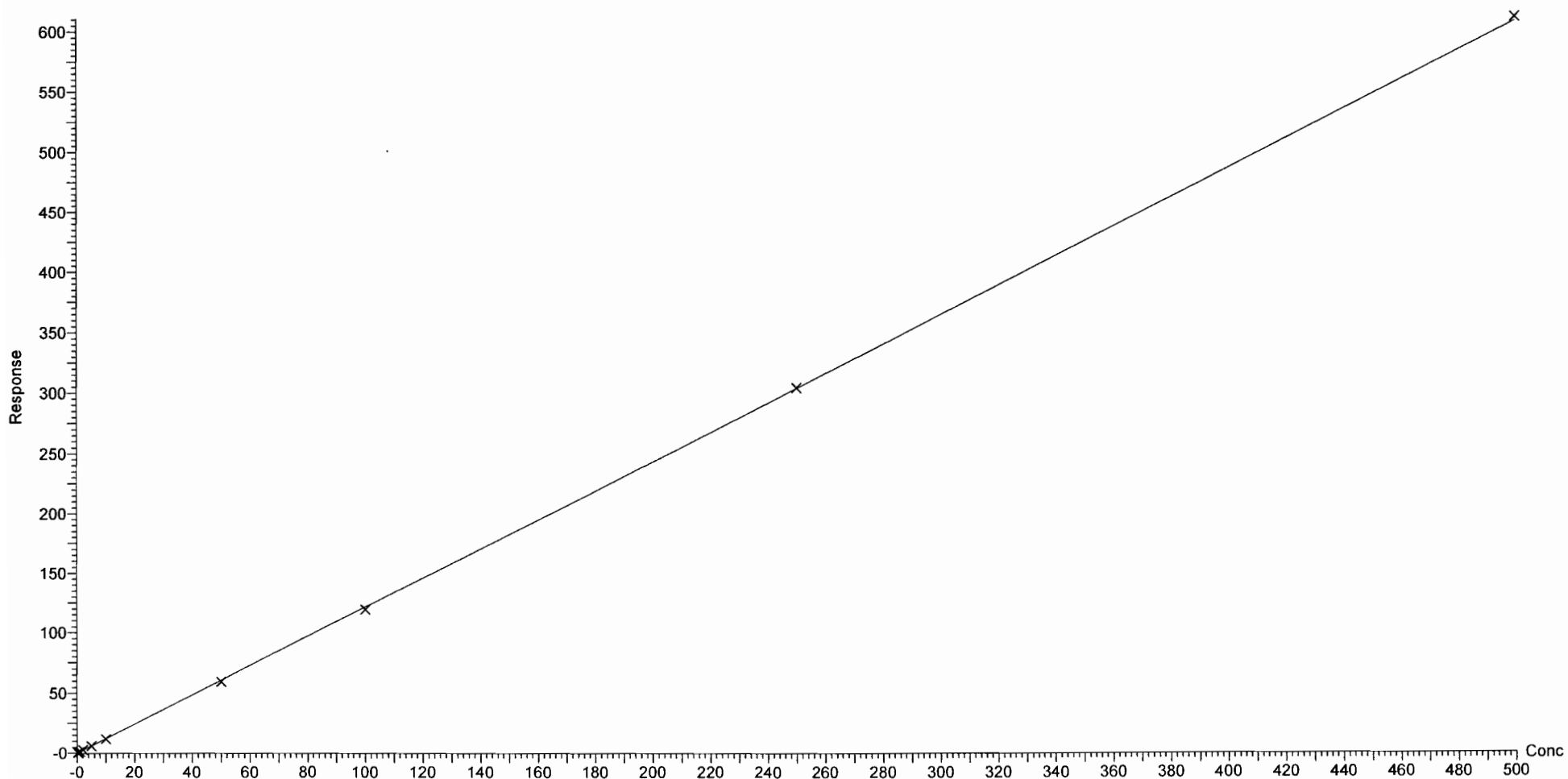
Compound name: PFBA

Correlation coefficient:  $r = 0.999933$ ,  $r^2 = 0.999866$

Calibration curve:  $1.21518 * x + -0.0256219$

Response type: Internal Std ( Ref 34 ), Area \* ( IS Conc. / IS Area )

Curve type: Linear, Origin: Include, Weighting: 1/x, Axis trans: None





Dataset: F:\Projects\PFAS.PRO\Results\180301M1\180301M1-CRV.qld

Last Altered: Saturday, March 03, 2018 05:10:16 Pacific Standard Time

Printed: Saturday, March 03, 2018 05:16:32 Pacific Standard Time

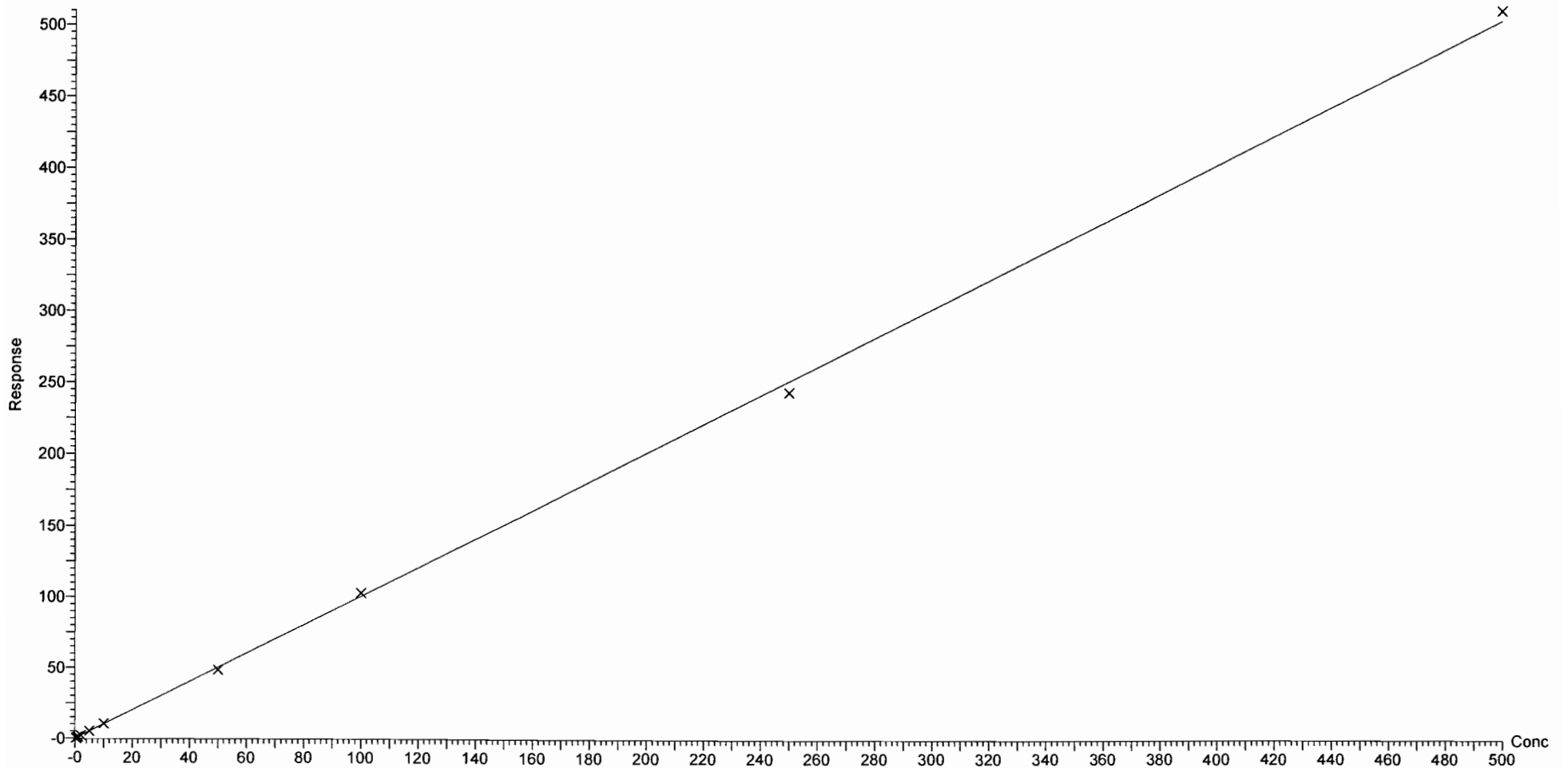
Compound name: PFPeA

Correlation coefficient:  $r = 0.999732$ ,  $r^2 = 0.999463$

Calibration curve:  $1.00597 * x + 0.00234598$

Response type: Internal Std ( Ref 35 ), Area \* ( IS Conc. / IS Area )

Curve type: Linear, Origin: Exclude, Weighting: 1/x, Axis trans: None



Dataset: F:\Projects\PFAS.PRO\Results\180301M1\180301M1-CRV.qld

Last Altered: Saturday, March 03, 2018 05:10:16 Pacific Standard Time

Printed: Saturday, March 03, 2018 05:16:32 Pacific Standard Time

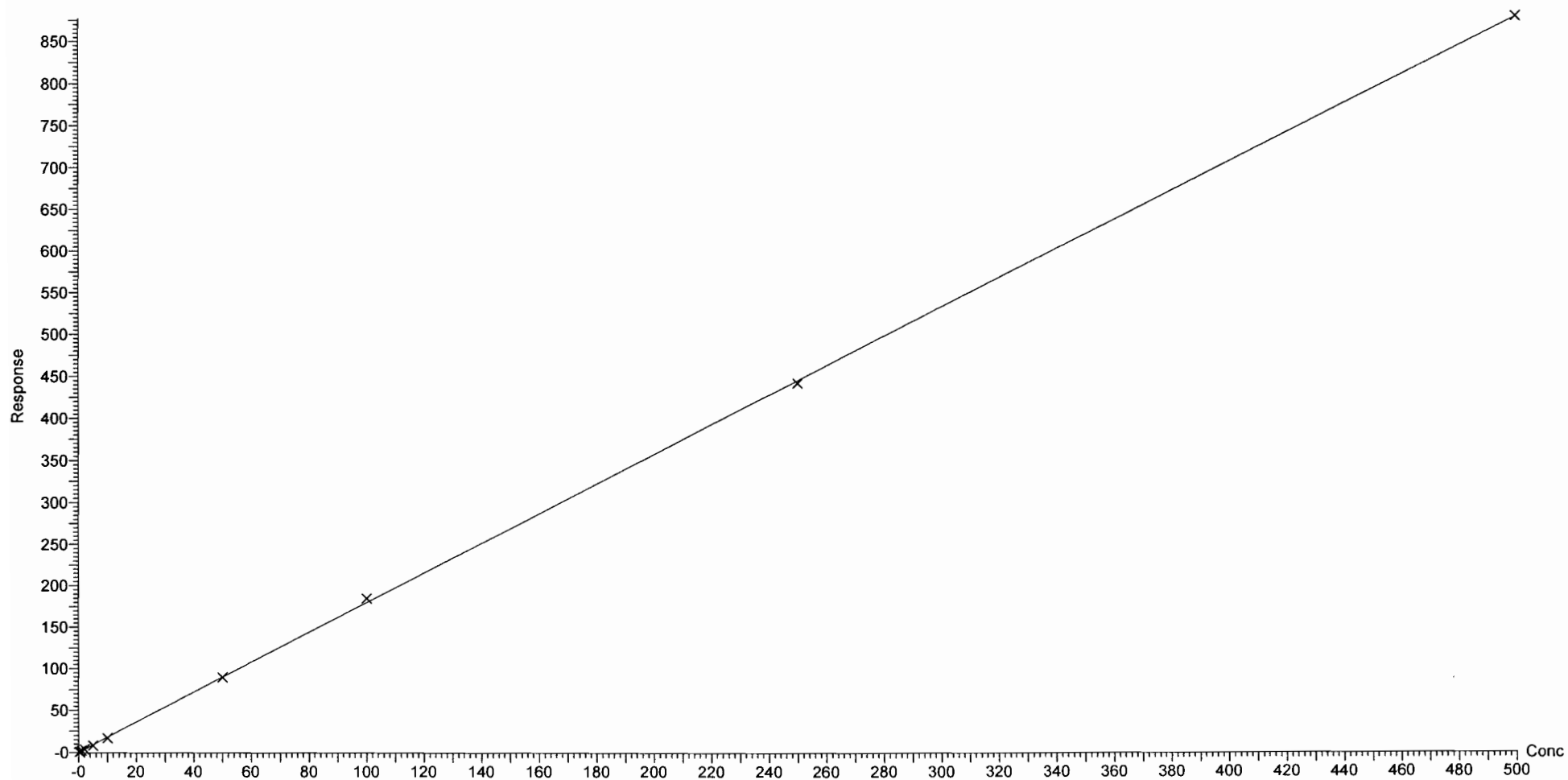
Compound name: PFBS

Coefficient of Determination:  $R^2 = 0.999738$

Calibration curve:  $-0.0001083 * x^2 + 1.80781 * x + -0.110765$

Response type: Internal Std ( Ref 36 ), Area \* ( IS Conc. / IS Area )

Curve type: 2nd Order, Origin: Exclude, Weighting: 1/x, Axis trans: None



Dataset: F:\Projects\PFAS.PRO\Results\180301M1\180301M1-CRV.qld

Last Altered: Saturday, March 03, 2018 05:10:16 Pacific Standard Time

Printed: Saturday, March 03, 2018 05:16:32 Pacific Standard Time

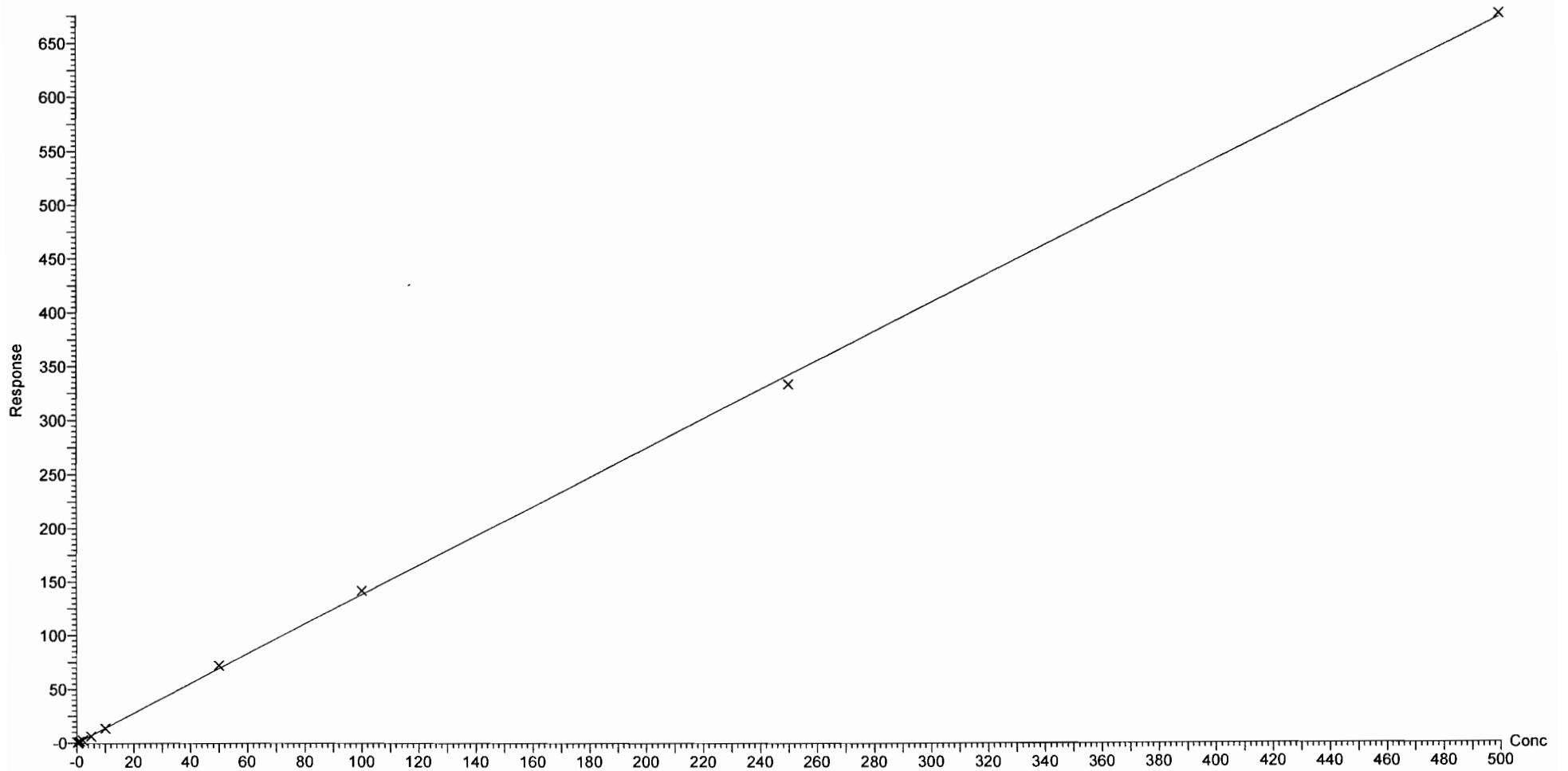
Compound name: 4:2 FTS

Coefficient of Determination:  $R^2 = 0.999555$

Calibration curve:  $-9.45792e-005 * x^2 + 1.39095 * x + 0.0149965$

Response type: Internal Std ( Ref 36 ), Area \* ( IS Conc. / IS Area )

Curve type: 2nd Order, Origin: Exclude, Weighting: 1/x, Axis trans: None



Dataset: F:\Projects\PFAS.PRO\Results\180301M1\180301M1-CRV.qld

Last Altered: Saturday, March 03, 2018 05:10:16 Pacific Standard Time

Printed: Saturday, March 03, 2018 05:16:32 Pacific Standard Time

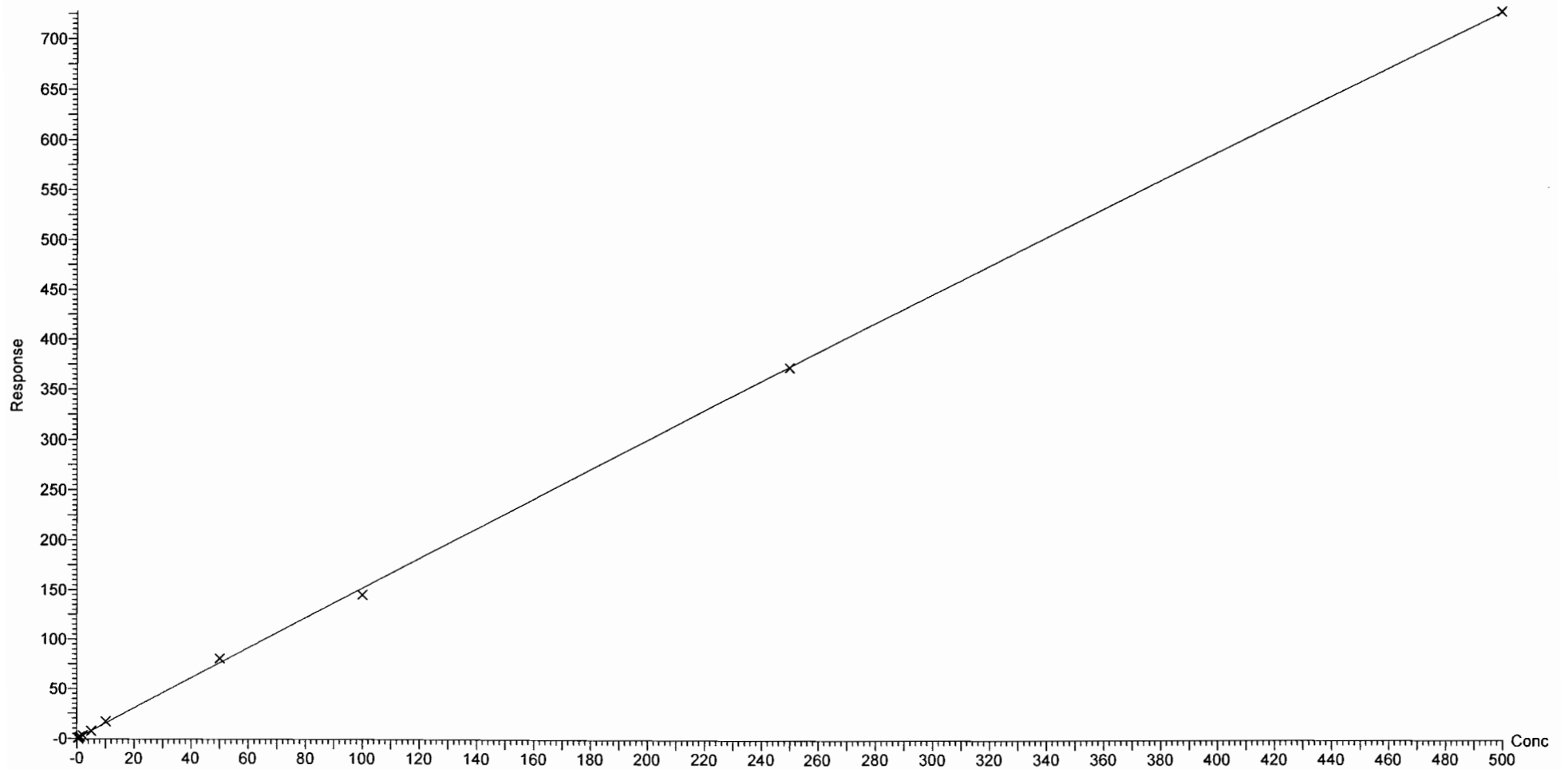
Compound name: PFHxA

Coefficient of Determination:  $R^2 = 0.999401$

Calibration curve:  $-0.000167228 * x^2 + 1.53598 * x + 0.061558$

Response type: Internal Std ( Ref 37 ), Area \* ( IS Conc. / IS Area )

Curve type: 2nd Order, Origin: Include, Weighting: 1/x, Axis trans: None



Dataset: F:\Projects\PFAS.PRO\Results\180301M1\180301M1-CRV.qld

Last Altered: Saturday, March 03, 2018 05:10:16 Pacific Standard Time

Printed: Saturday, March 03, 2018 05:16:32 Pacific Standard Time

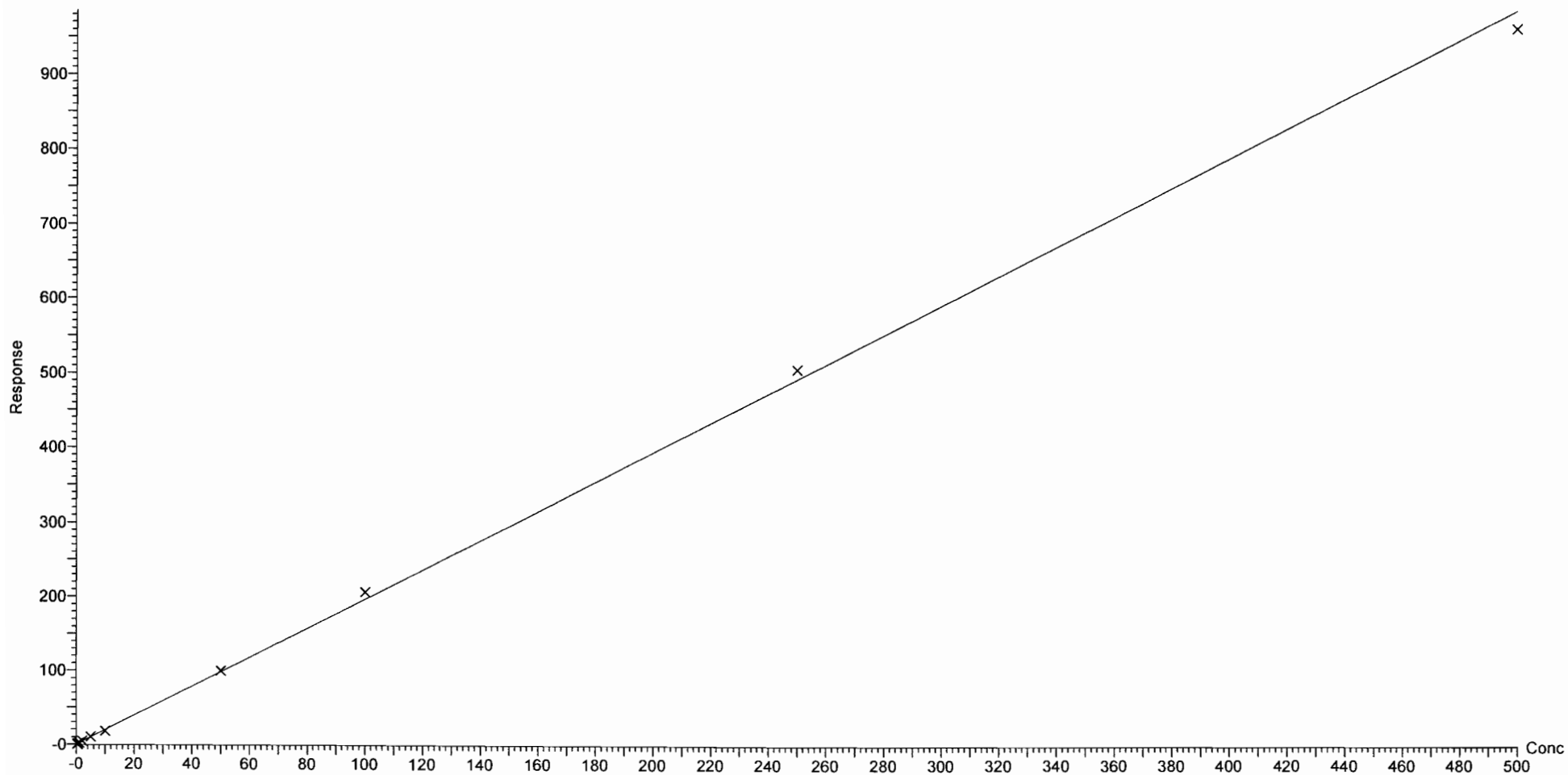
Compound name: PFPeS

Correlation coefficient:  $r = 0.999511$ ,  $r^2 = 0.999022$

Calibration curve:  $1.97048 * x + -0.0874669$

Response type: Internal Std ( Ref 36 ), Area \* ( IS Conc. / IS Area )

Curve type: Linear, Origin: Exclude, Weighting: 1/x, Axis trans: None



Dataset: F:\Projects\PFAS.PRO\Results\180301M1\180301M1-CRV.qld

Last Altered: Saturday, March 03, 2018 05:10:16 Pacific Standard Time

Printed: Saturday, March 03, 2018 05:16:32 Pacific Standard Time

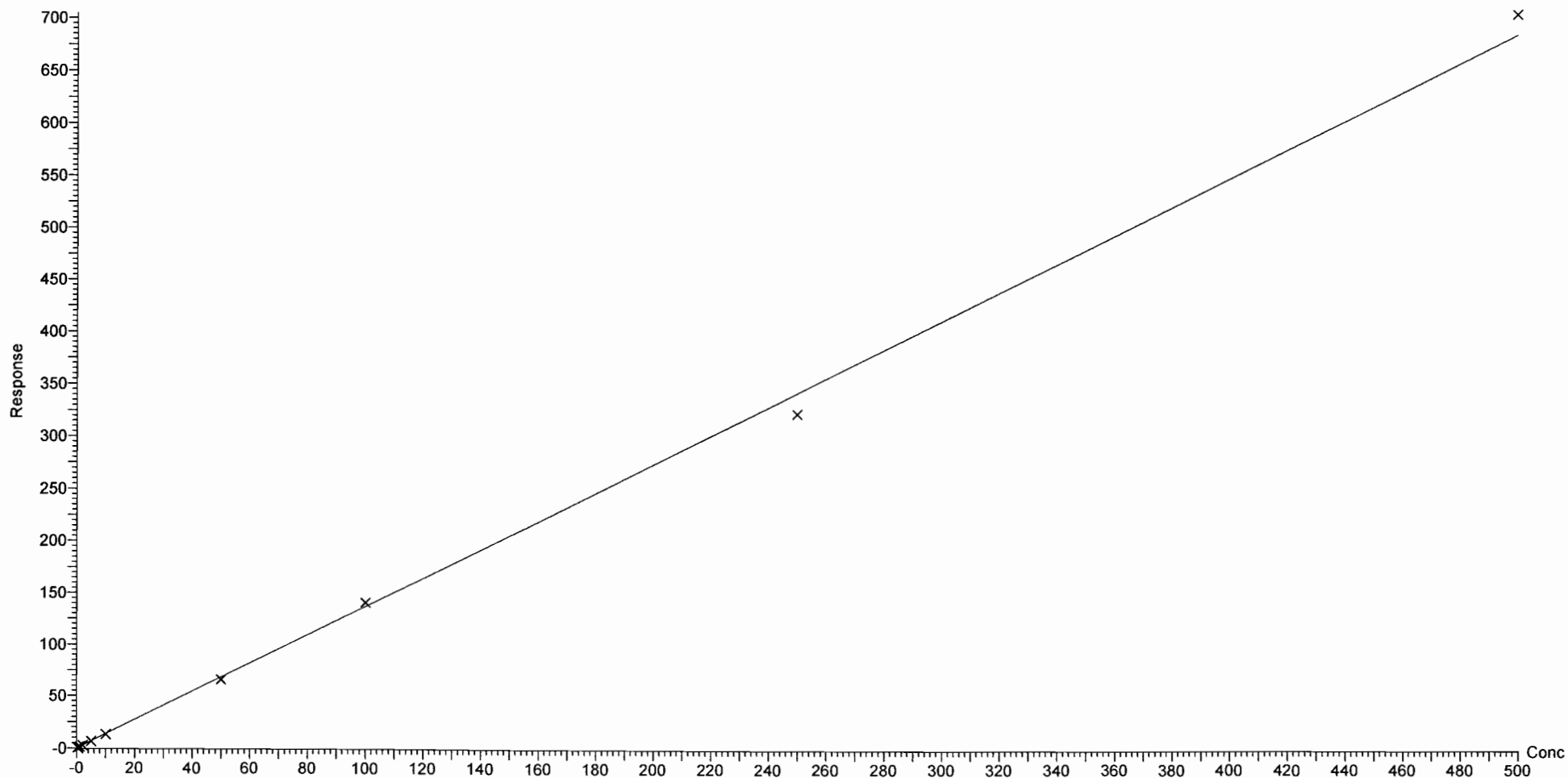
Compound name: PFHpA

Correlation coefficient:  $r = 0.999214$ ,  $r^2 = 0.998428$

Calibration curve:  $1.37003 * x + -0.0299465$

Response type: Internal Std ( Ref 38 ), Area \* ( IS Conc. / IS Area )

Curve type: Linear, Origin: Exclude, Weighting: 1/x, Axis trans: None



Dataset: F:\Projects\PFAS.PRO\Results\180301M1\180301M1-CRV.qld

Last Altered: Saturday, March 03, 2018 05:24:54 Pacific Standard Time

Printed: Saturday, March 03, 2018 05:25:18 Pacific Standard Time

Method: F:\Projects\PFAS.PRO\MethDB\PFAS\_FULL\_80C\_022718.mdb 28 Feb 2018 13:19:45

Calibration: F:\Projects\PFAS.PRO\CurveDB\C18\_VAL-PFAS\_Q4\_03-01-18-FULL.cdb 03 Mar 2018 05:24:54

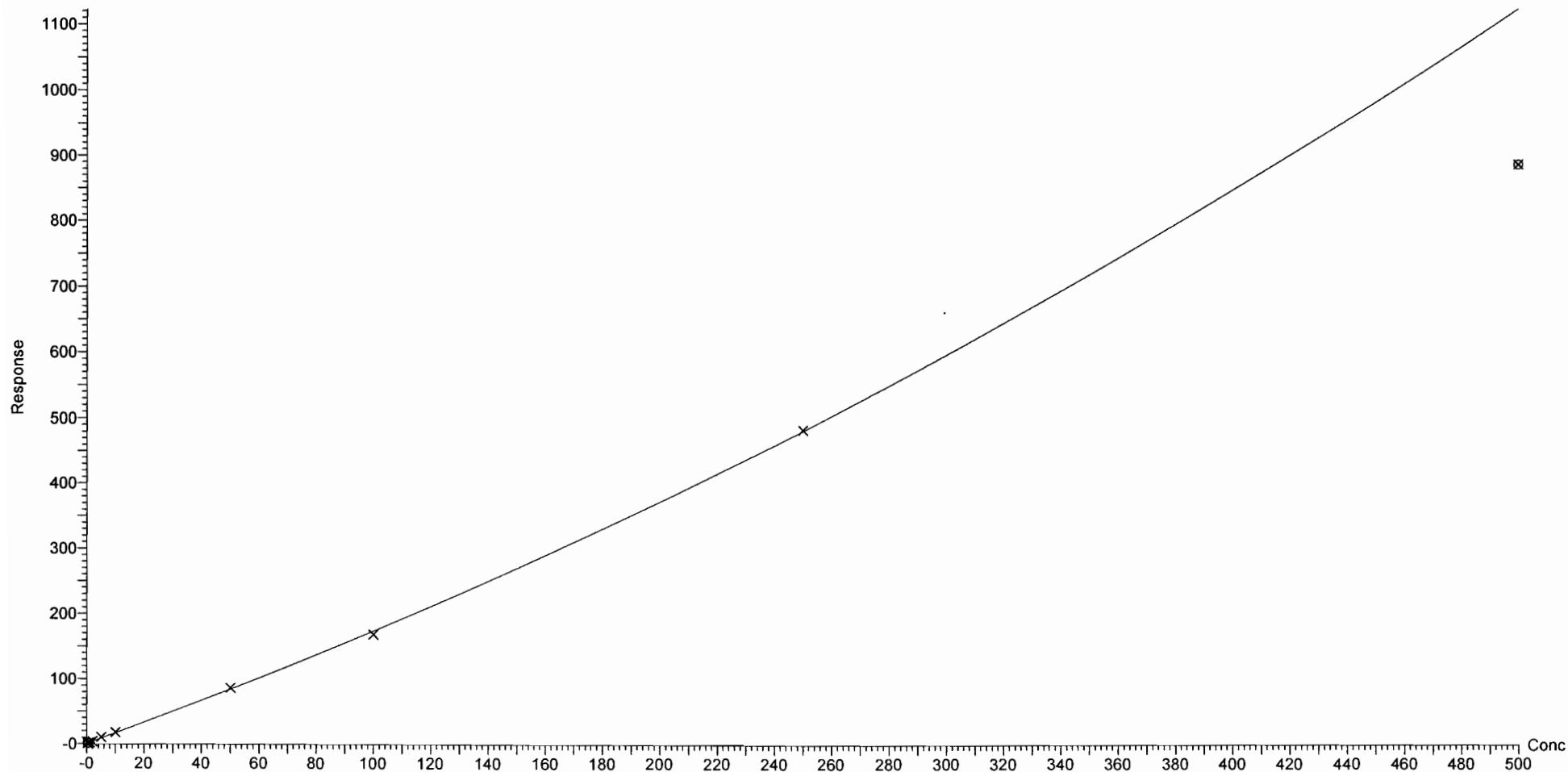
Compound name: L-PFHxS

Coefficient of Determination:  $R^2 = 0.999223$

Calibration curve:  $0.00128029 * x^2 + 1.60315 * x + 0.660702$

Response type: Internal Std ( Ref 39 ), Area \* ( IS Conc. / IS Area )

Curve type: 2nd Order, Origin: Exclude, Weighting: 1/x, Axis trans: None



Dataset: F:\Projects\PFAS.PRO\Results\180301M1\180301M1-CRV.qld

Last Altered: Saturday, March 03, 2018 05:10:16 Pacific Standard Time

Printed: Saturday, March 03, 2018 05:16:32 Pacific Standard Time

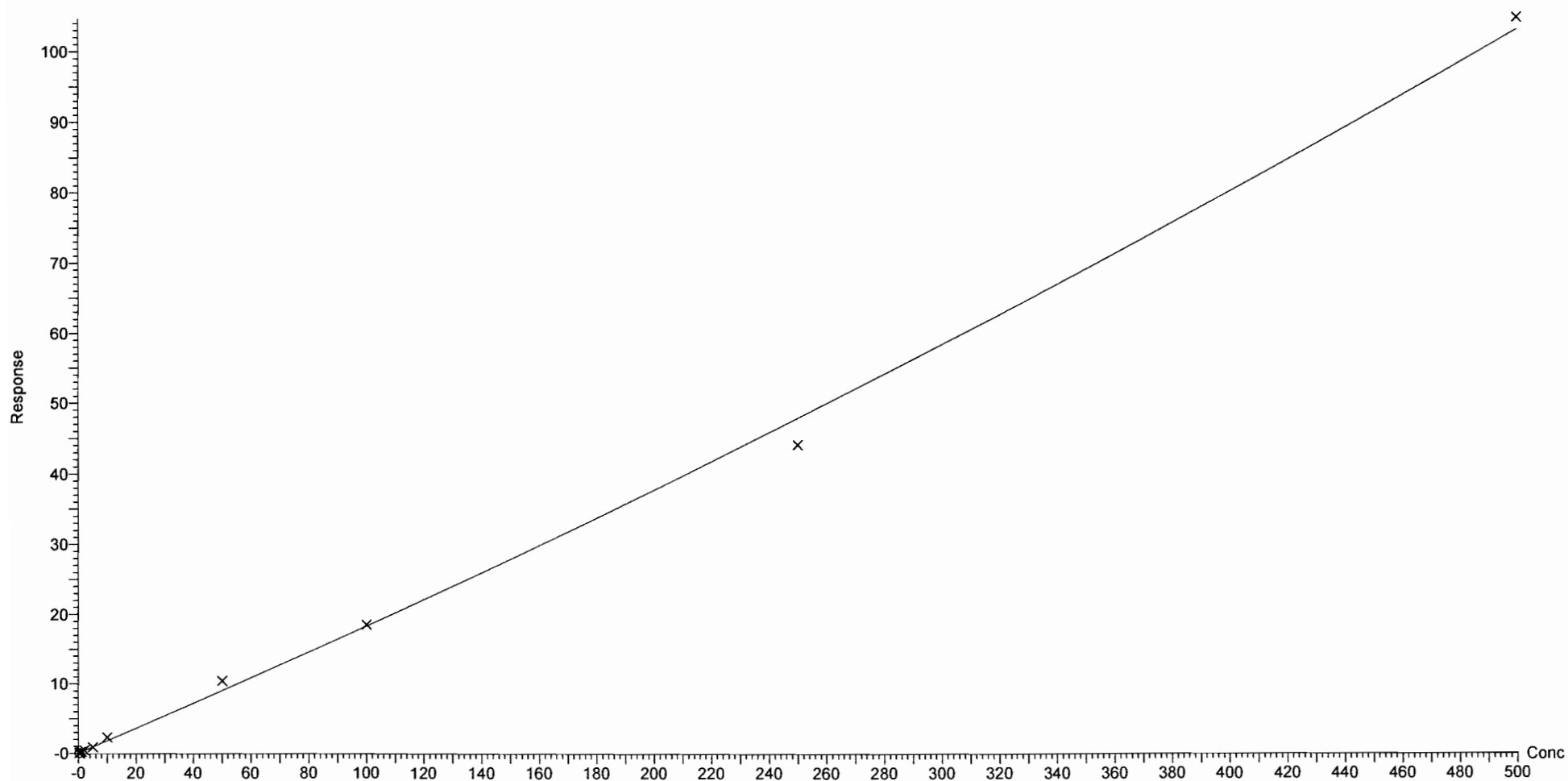
Compound name: 6:2 FTS

Coefficient of Determination:  $R^2 = 0.996330$

Calibration curve:  $5.72594e-005 * x^2 + 0.17718 * x + 0.0436809$

Response type: Internal Std ( Ref 40 ), Area \* ( IS Conc. / IS Area )

Curve type: 2nd Order, Origin: Include, Weighting: 1/x, Axis trans: None





Dataset: F:\Projects\PFAS.PRO\Results\180301M1\180301M1-CRV.qld

Last Altered: Saturday, March 03, 2018 05:10:16 Pacific Standard Time

Printed: Saturday, March 03, 2018 05:16:32 Pacific Standard Time

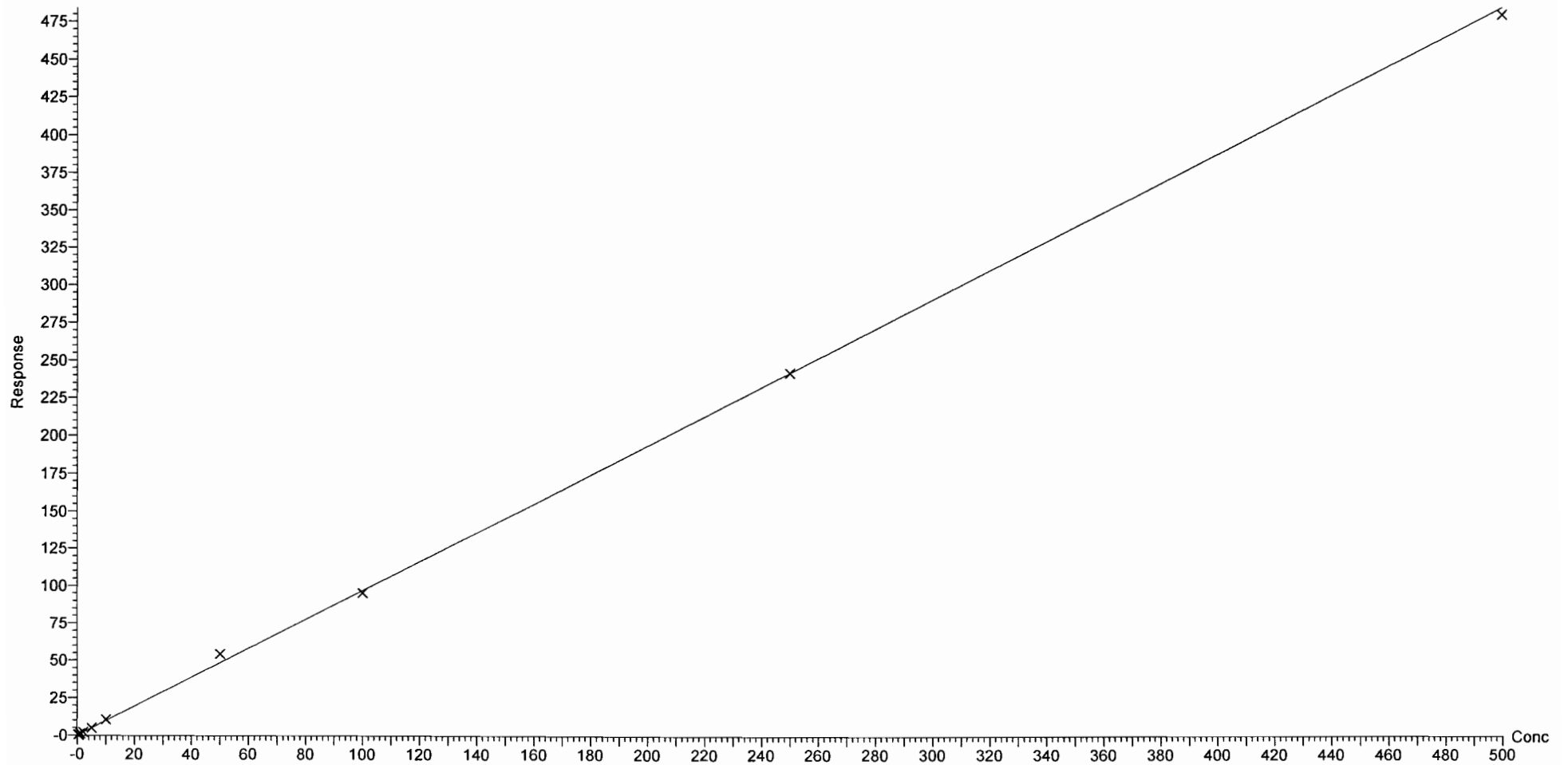
Compound name: L-PFOA

Correlation coefficient:  $r = 0.999526$ ,  $r^2 = 0.999052$

Calibration curve:  $0.967604 * x + 0.0816853$

Response type: Internal Std ( Ref 40 ), Area \* ( IS Conc. / IS Area )

Curve type: Linear, Origin: Exclude, Weighting: 1/x, Axis trans: None



Dataset: F:\Projects\PFAS.PRO\Results\180301M1\180301M1-CRV.qld

Last Altered: Saturday, March 03, 2018 05:10:16 Pacific Standard Time

Printed: Saturday, March 03, 2018 05:16:32 Pacific Standard Time

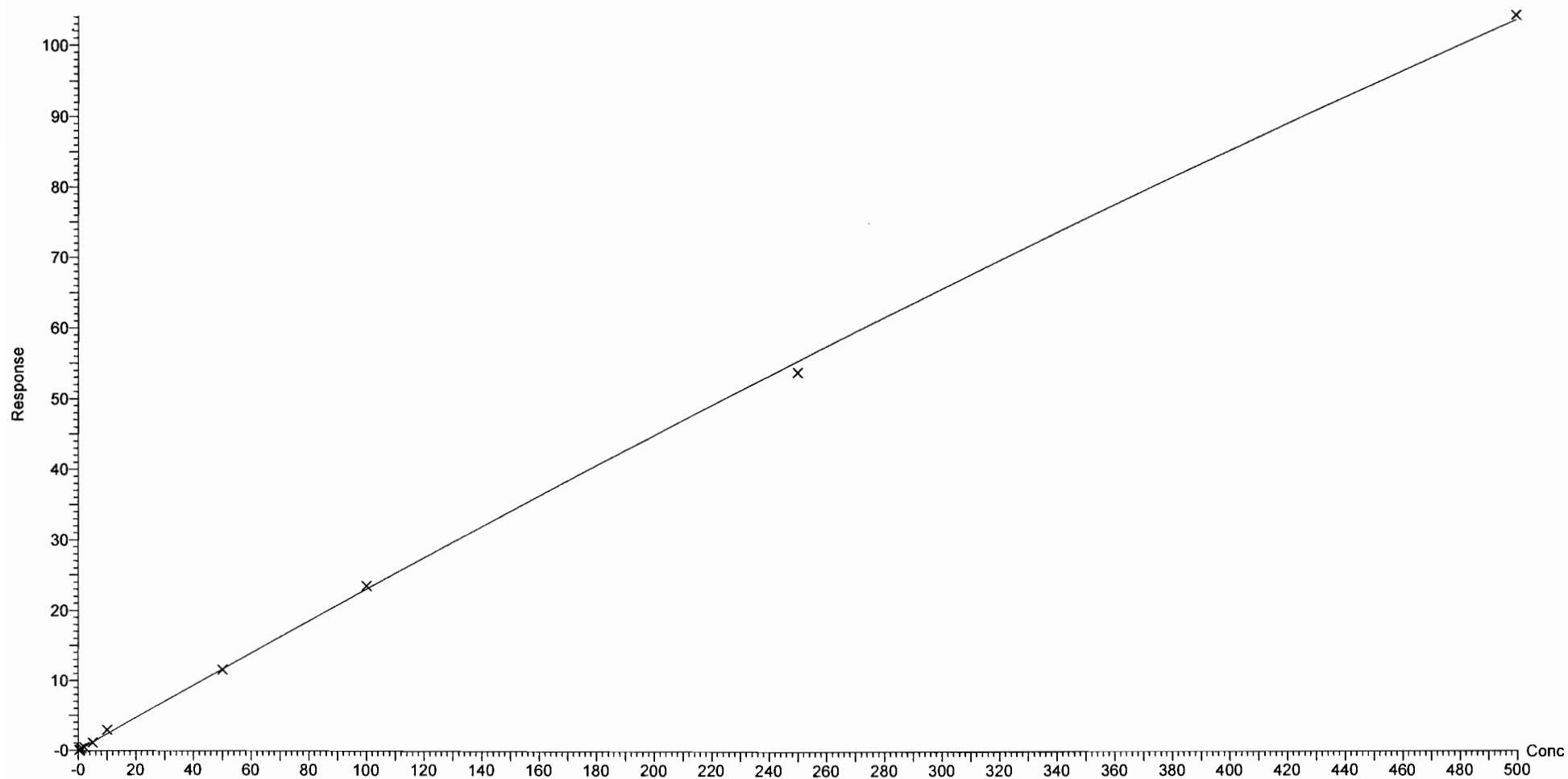
Compound name: PFHpS

Coefficient of Determination:  $R^2 = 0.998869$

Calibration curve:  $-5.90696e-005 * x^2 + 0.236416 * x + 0.00450455$

Response type: Internal Std ( Ref 40 ), Area \* ( IS Conc. / IS Area )

Curve type: 2nd Order, Origin: Exclude, Weighting: 1/x, Axis trans: None



Dataset: F:\Projects\PFAS.PRO\Results\180301M1\180301M1-CRV.qld

Last Altered: Saturday, March 03, 2018 05:10:16 Pacific Standard Time

Printed: Saturday, March 03, 2018 05:16:32 Pacific Standard Time

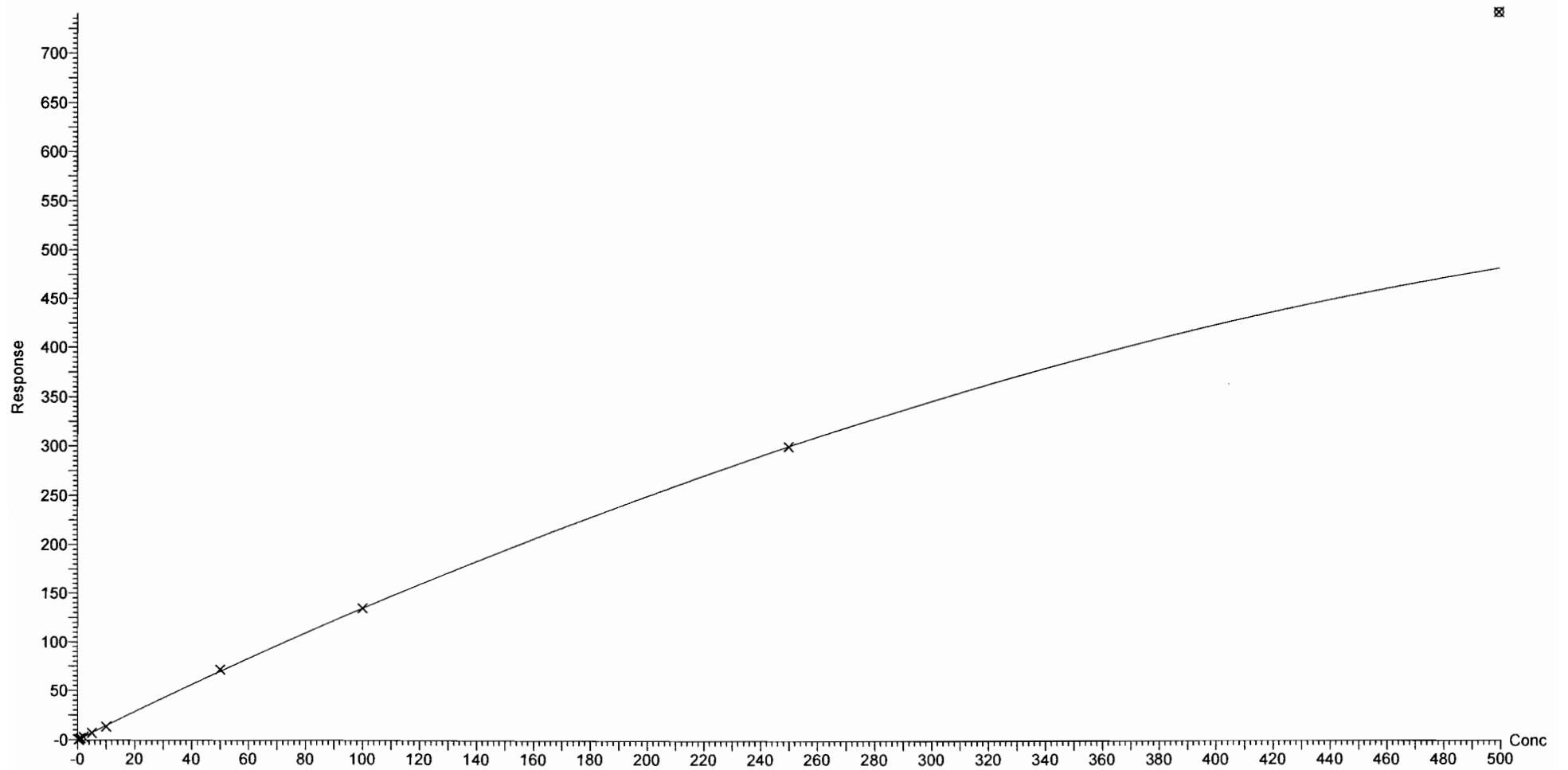
Compound name: PFNA

Coefficient of Determination:  $R^2 = 0.999673$

Calibration curve:  $-0.00096212 * x^2 + 1.44117 * x + -0.0367972$

Response type: Internal Std ( Ref 41 ), Area \* ( IS Conc. / IS Area )

Curve type: 2nd Order, Origin: Exclude, Weighting: 1/x, Axis trans: None



Dataset: F:\Projects\PFAS.PRO\Results\180301M1\180301M1-CRV.qld

Last Altered: Saturday, March 03, 2018 05:10:16 Pacific Standard Time

Printed: Saturday, March 03, 2018 05:16:32 Pacific Standard Time

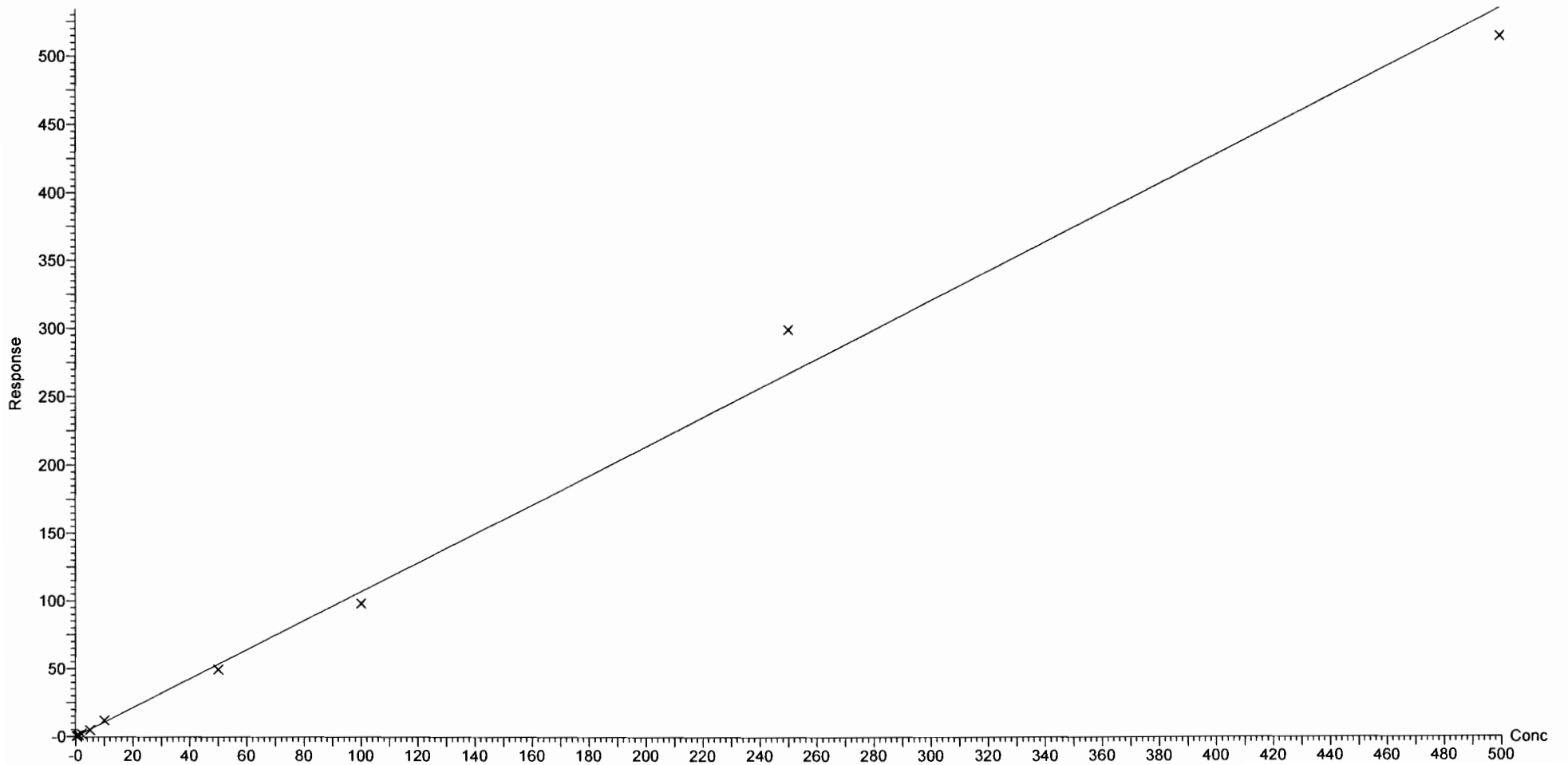
Compound name: PFOSA

Correlation coefficient:  $r = 0.996929$ ,  $r^2 = 0.993868$

Calibration curve:  $1.06783 * x + -0.0152718$

Response type: Internal Std ( Ref 42 ), Area \* ( IS Conc. / IS Area )

Curve type: Linear, Origin: Exclude, Weighting: 1/x, Axis trans: None



Dataset: F:\Projects\PFAS.PRO\Results\180301M1\180301M1-CRV.qld

Last Altered: Saturday, March 03, 2018 05:10:16 Pacific Standard Time

Printed: Saturday, March 03, 2018 05:16:32 Pacific Standard Time

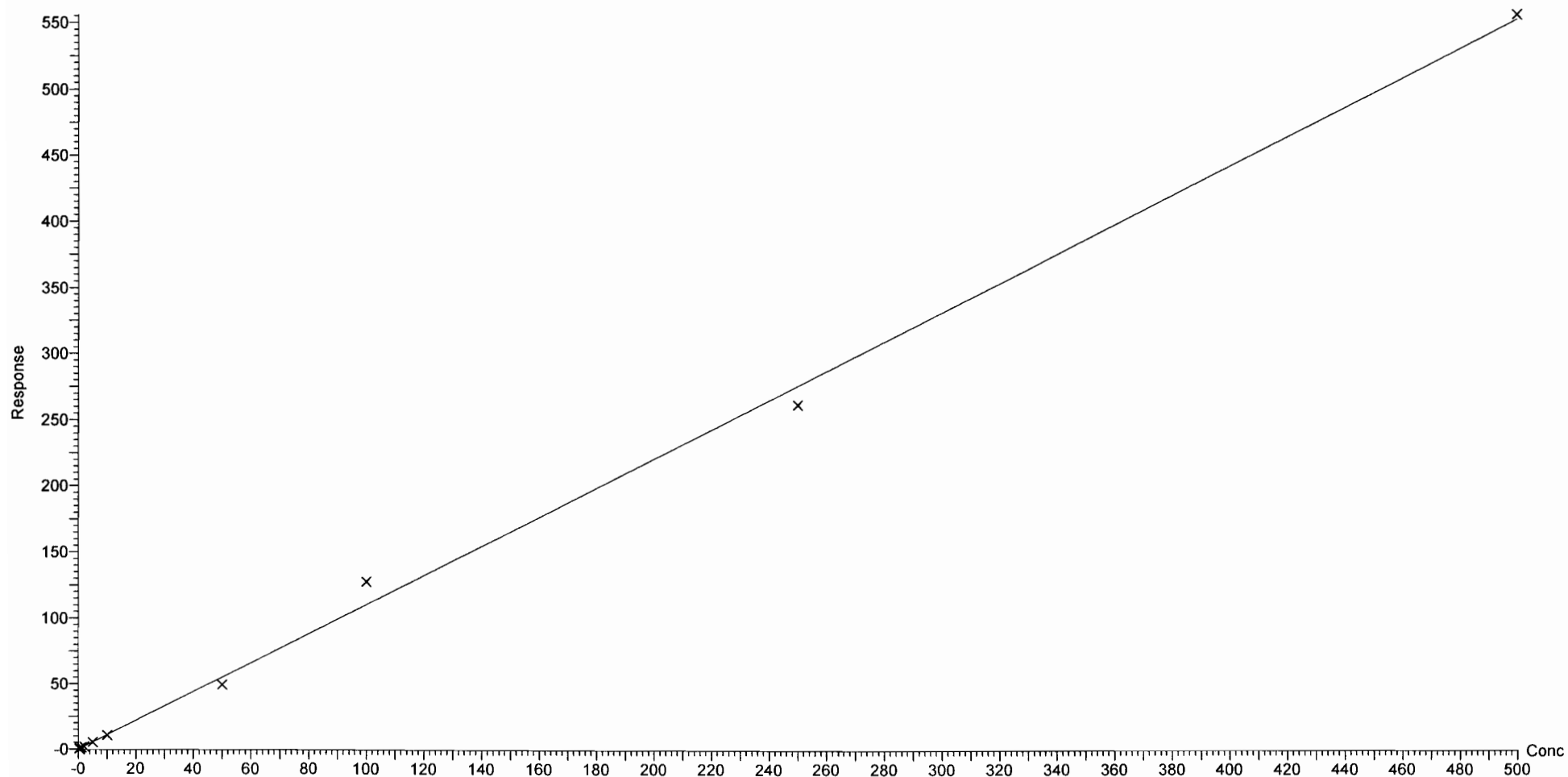
Compound name: L-PFOS

Correlation coefficient:  $r = 0.997880$ ,  $r^2 = 0.995765$

Calibration curve:  $1.10479 * x + 0.0220104$

Response type: Internal Std ( Ref 43 ), Area \* ( IS Conc. / IS Area )

Curve type: Linear, Origin: Exclude, Weighting: 1/x, Axis trans: None



Dataset: F:\Projects\PFAS.PRO\Results\180301M1\180301M1-CRV.qld

Last Altered: Saturday, March 03, 2018 05:10:16 Pacific Standard Time

Printed: Saturday, March 03, 2018 05:16:32 Pacific Standard Time

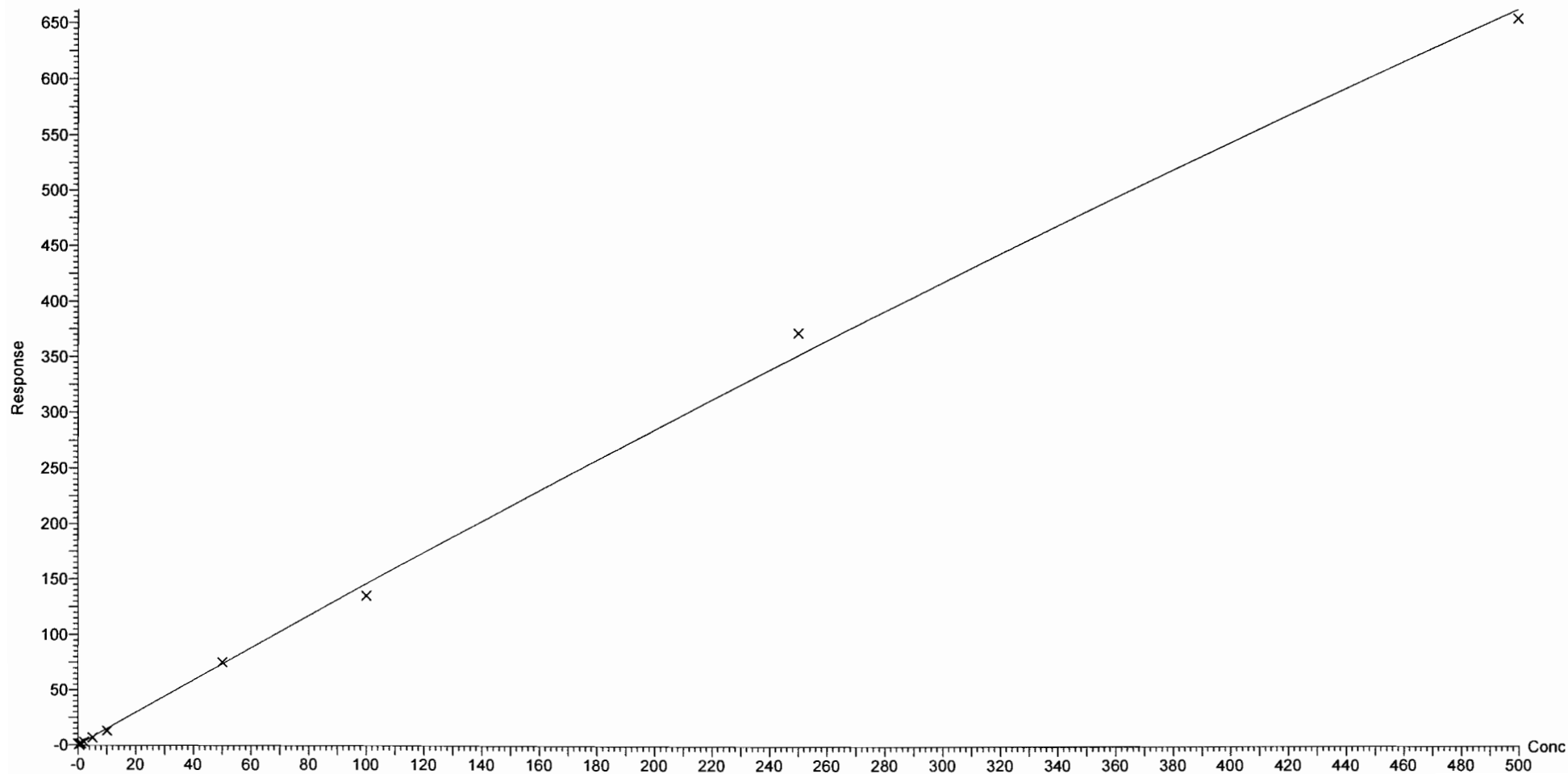
Compound name: PFDA

Coefficient of Determination:  $R^2 = 0.997944$

Calibration curve:  $-0.00034341 * x^2 + 1.4956 * x + -0.0888583$

Response type: Internal Std ( Ref 44 ), Area \* ( IS Conc. / IS Area )

Curve type: 2nd Order, Origin: Exclude, Weighting: 1/x, Axis trans: None



Dataset: F:\Projects\PFAS.PRO\Results\180301M1\180301M1-CRV.qld

Last Altered: Saturday, March 03, 2018 05:10:16 Pacific Standard Time

Printed: Saturday, March 03, 2018 05:16:32 Pacific Standard Time

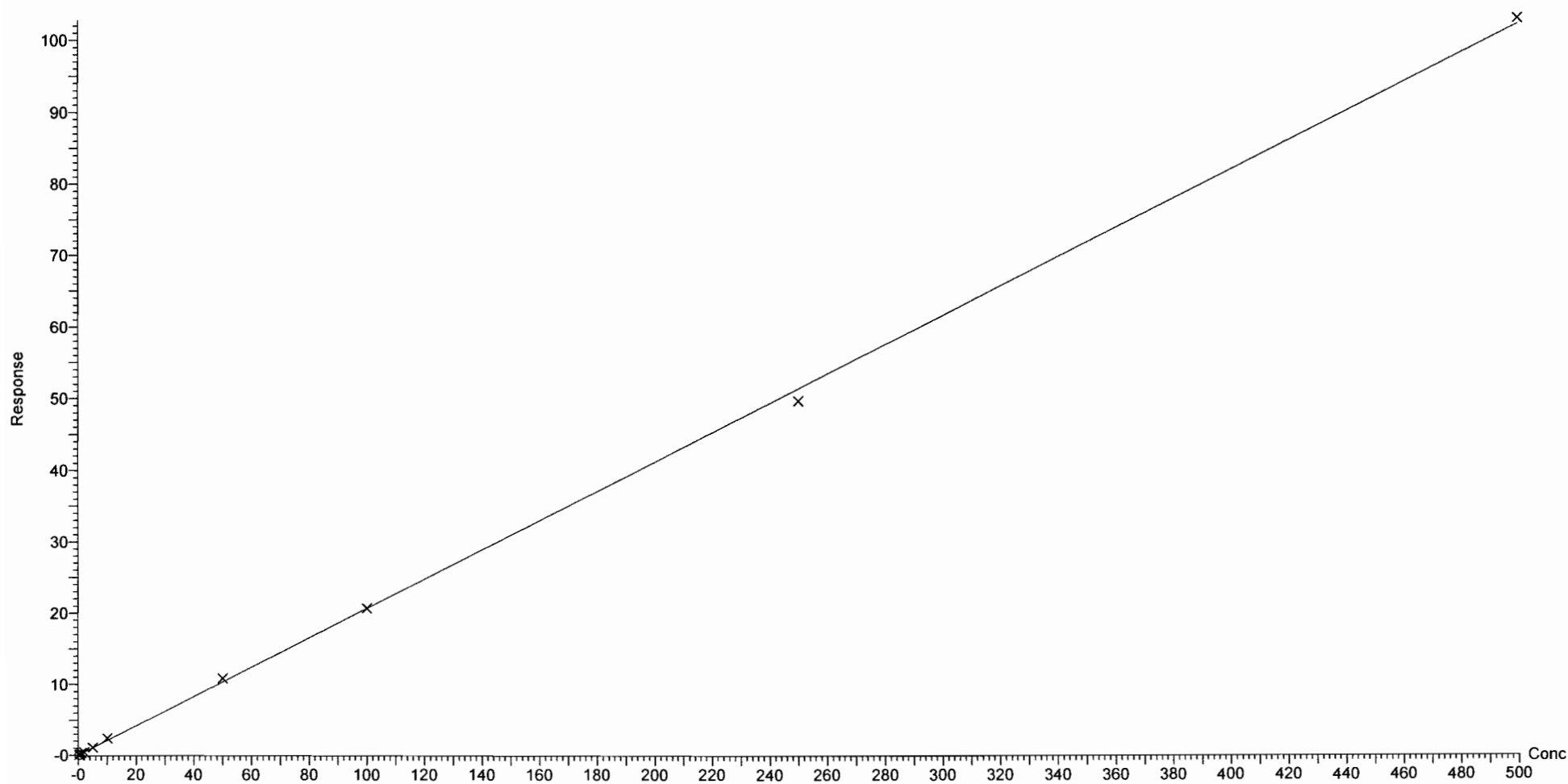
Compound name: 8:2 FTS

Coefficient of Determination:  $R^2 = 0.999048$

Calibration curve:  $-5.52562e-006 * x^2 + 0.206679 * x + 0.0472478$

Response type: Internal Std ( Ref 40 ), Area \* ( IS Conc. / IS Area )

Curve type: 2nd Order, Origin: Include, Weighting: 1/x, Axis trans: None



Dataset: F:\Projects\PFAS.PRO\Results\180301M1\180301M1-CRV.qld

Last Altered: Monday, March 05, 2018 08:17:35 Pacific Standard Time

Printed: Monday, March 05, 2018 08:19:15 Pacific Standard Time

Method: F:\Projects\PFAS.PRO\MethDB\PFAS\_FULL\_80C\_022718.mdb 28 Feb 2018 13:19:45

Calibration: F:\Projects\PFAS.PRO\CurveDB\C18\_VAL-PFAS\_Q4\_03-01-18-FULL.cdb 05 Mar 2018 08:17:35

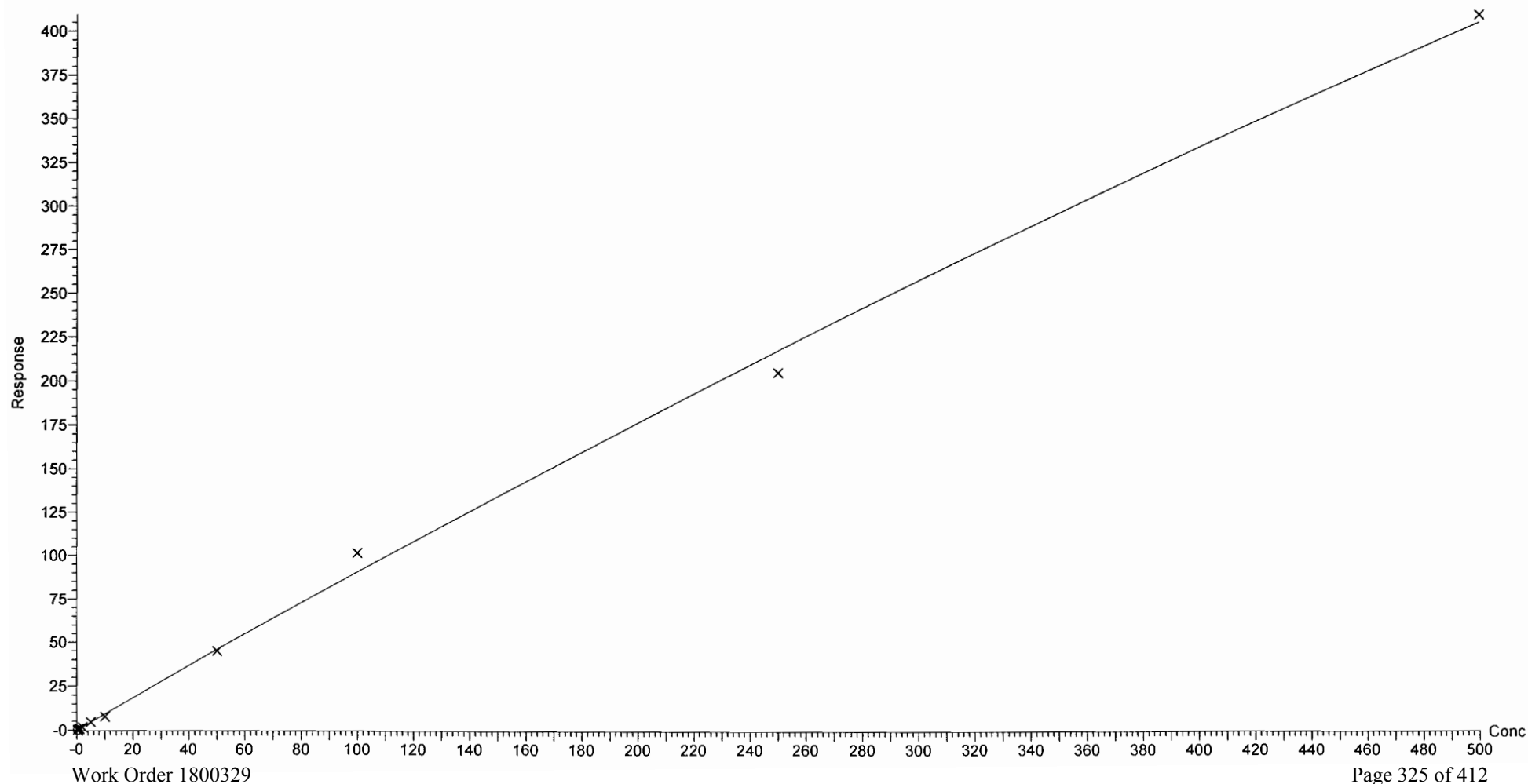
Compound name: PFNS

Coefficient of Determination:  $R^2 = 0.996592$

Calibration curve:  $-0.000247687 * x^2 + 0.933776 * x - 0.0403232$

Response type: Internal Std ( Ref 43 ), Area \* ( IS Conc. / IS Area )

Curve type: 2nd Order, Origin: Exclude, Weighting: 1/x, Axis trans: None





Dataset: F:\Projects\PFAS.PRO\Results\180301M1\180301M1-CRV.qld

Last Altered: Saturday, March 03, 2018 05:10:16 Pacific Standard Time

Printed: Saturday, March 03, 2018 05:16:32 Pacific Standard Time

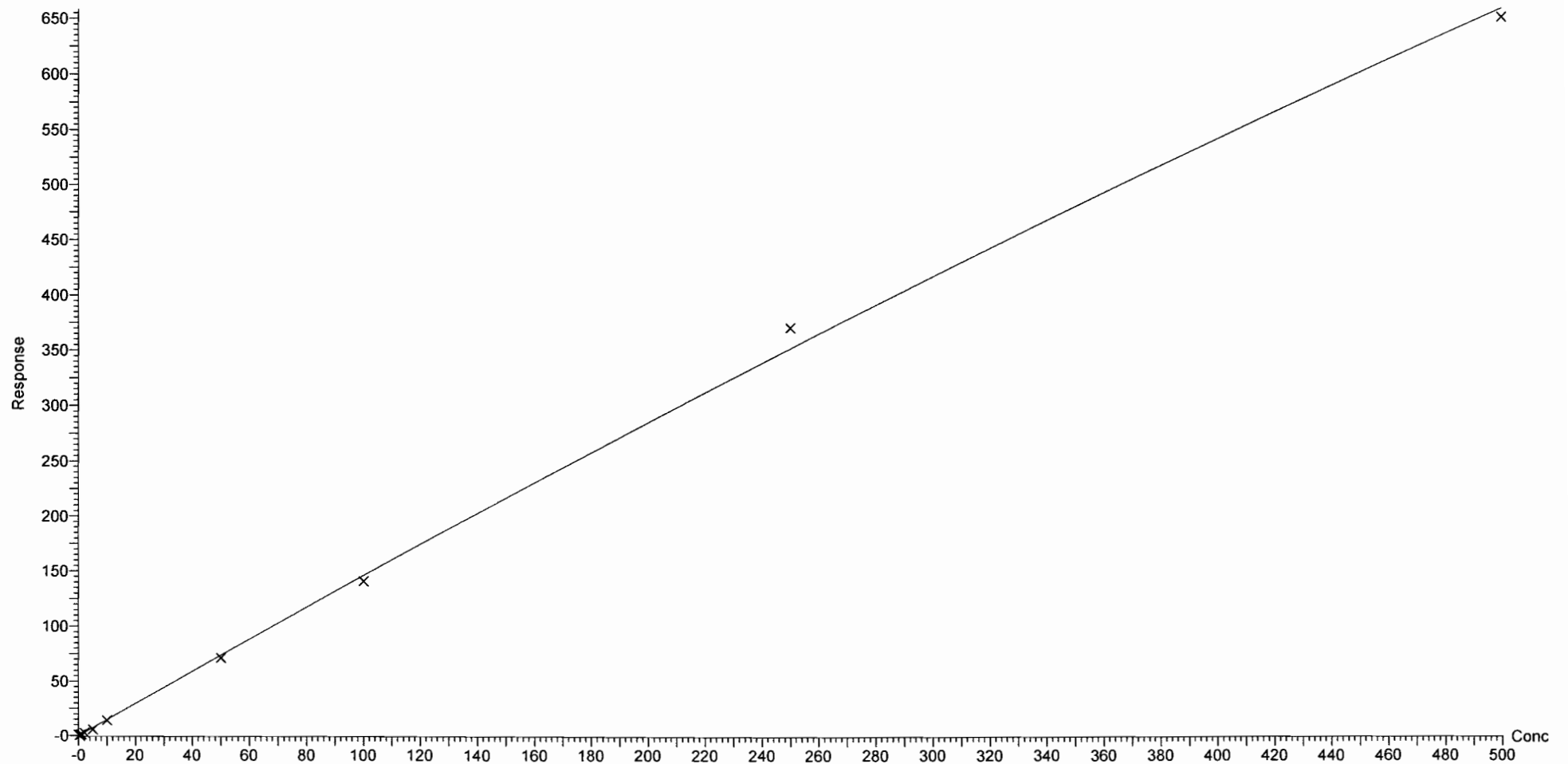
Compound name: N-MeFOSAA

Coefficient of Determination:  $R^2 = 0.998328$

Calibration curve:  $-0.000367023 * x^2 + 1.50008 * x + -0.201302$

Response type: Internal Std ( Ref 45 ), Area \* ( IS Conc. / IS Area )

Curve type: 2nd Order, Origin: Include, Weighting: 1/x, Axis trans: None

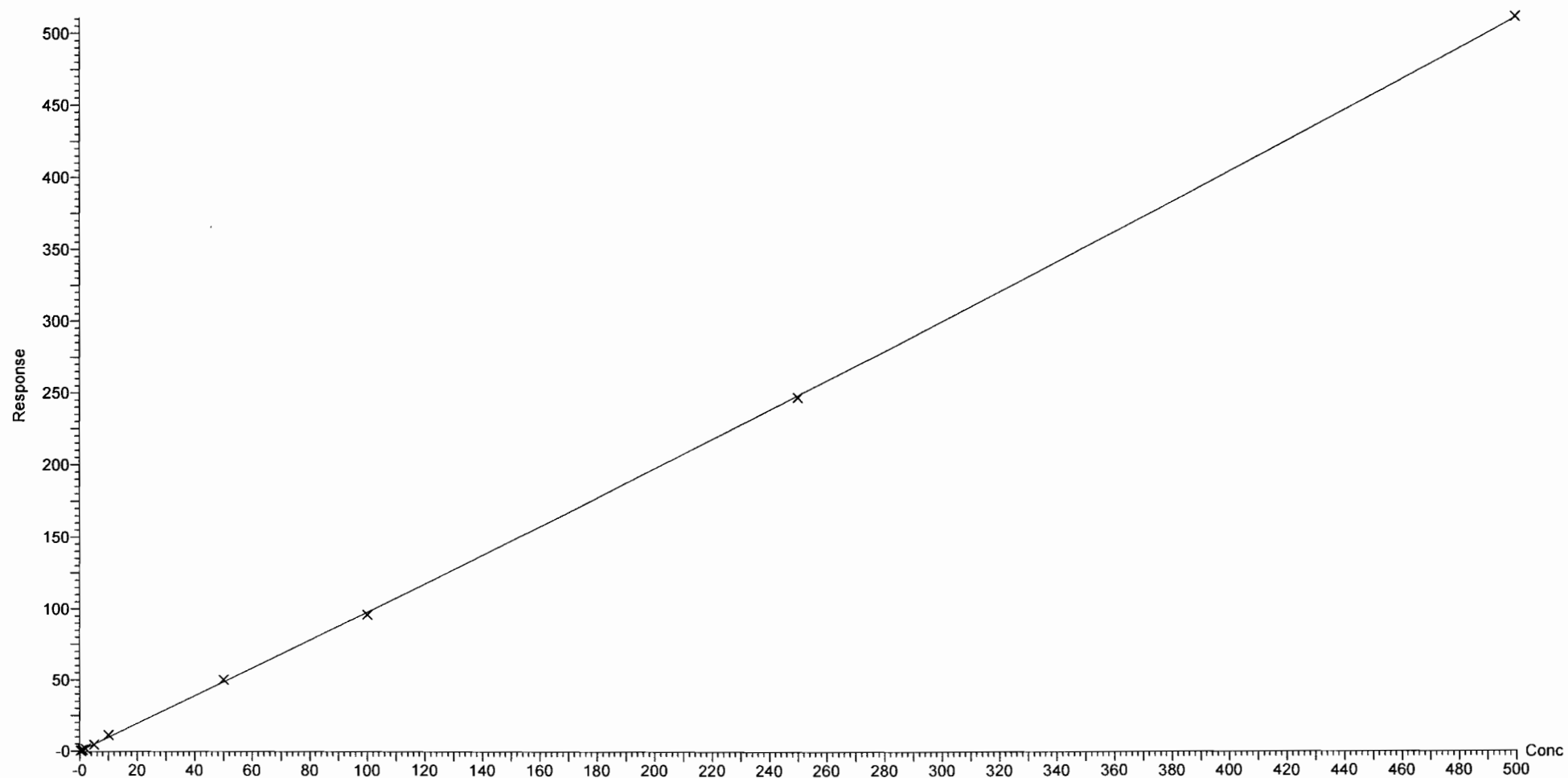


Dataset: F:\Projects\PFAS.PRO\Results\180301M1\180301M1-CRV.qld

Last Altered: Saturday, March 03, 2018 05:10:16 Pacific Standard Time

Printed: Saturday, March 03, 2018 05:16:32 Pacific Standard Time

Compound name: N-EtFOSAA  
Coefficient of Determination:  $R^2 = 0.999538$   
Calibration curve:  $0.000106014 * x^2 + 0.966433 * x + 0.00598936$   
Response type: Internal Std ( Ref 46 ), Area \* ( IS Conc. / IS Area )  
Curve type: 2nd Order, Origin: Include, Weighting: 1/x, Axis trans: None



Dataset: F:\Projects\PFAS.PRO\Results\180301M1\180301M1-CRV.qld

Last Altered: Saturday, March 03, 2018 05:10:16 Pacific Standard Time

Printed: Saturday, March 03, 2018 05:16:32 Pacific Standard Time

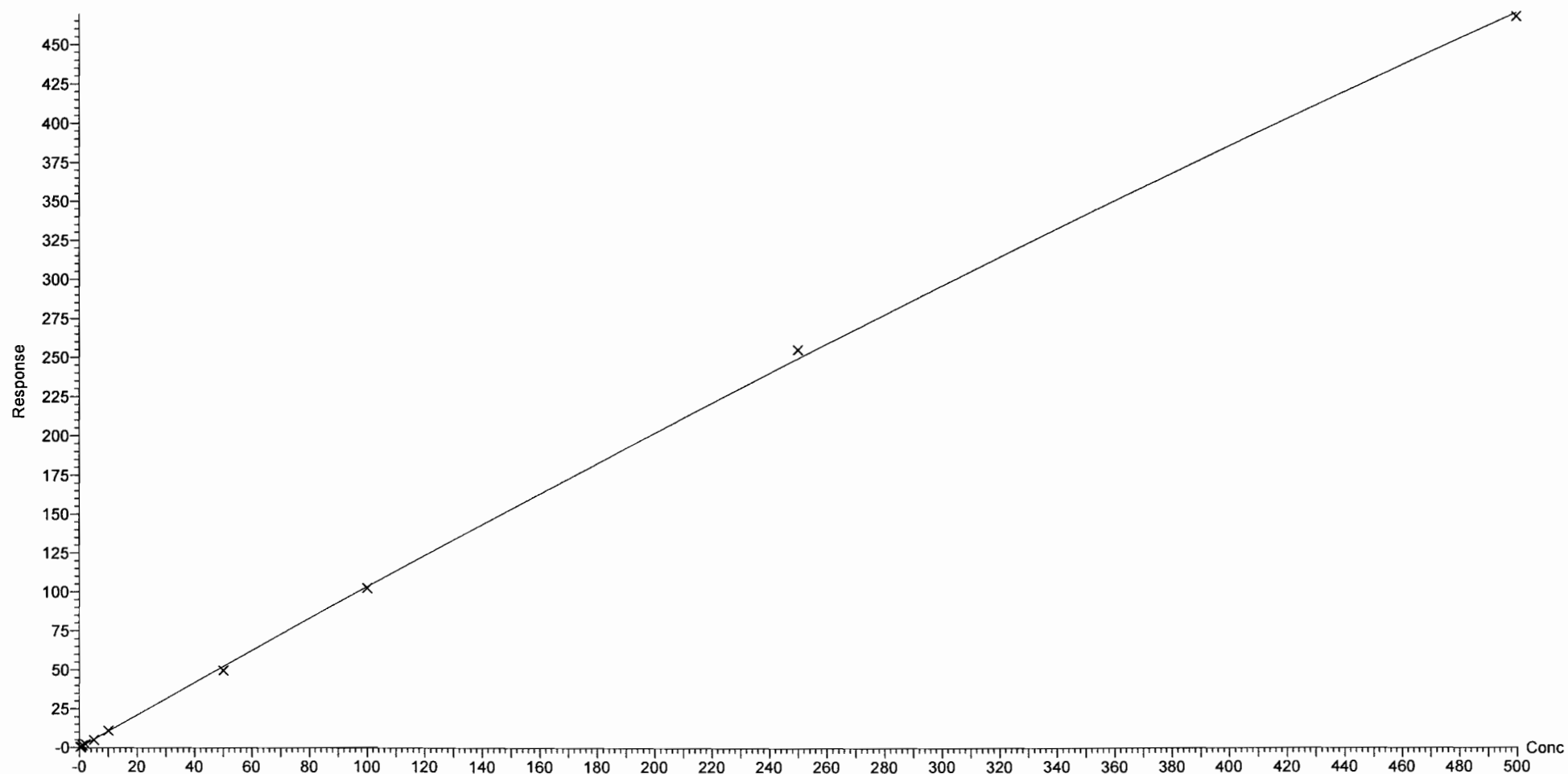
Compound name: PFUdA

Coefficient of Determination:  $R^2 = 0.999538$

Calibration curve:  $-0.000236603 * x^2 + 1.05753 * x + -0.0119524$

Response type: Internal Std ( Ref 47 ), Area \* ( IS Conc. / IS Area )

Curve type: 2nd Order, Origin: Exclude, Weighting: 1/x, Axis trans: None



Dataset: F:\Projects\PFAS.PRO\Results\180301M1\180301M1-CRV.qld

Last Altered: Saturday, March 03, 2018 05:10:16 Pacific Standard Time

Printed: Saturday, March 03, 2018 05:16:32 Pacific Standard Time

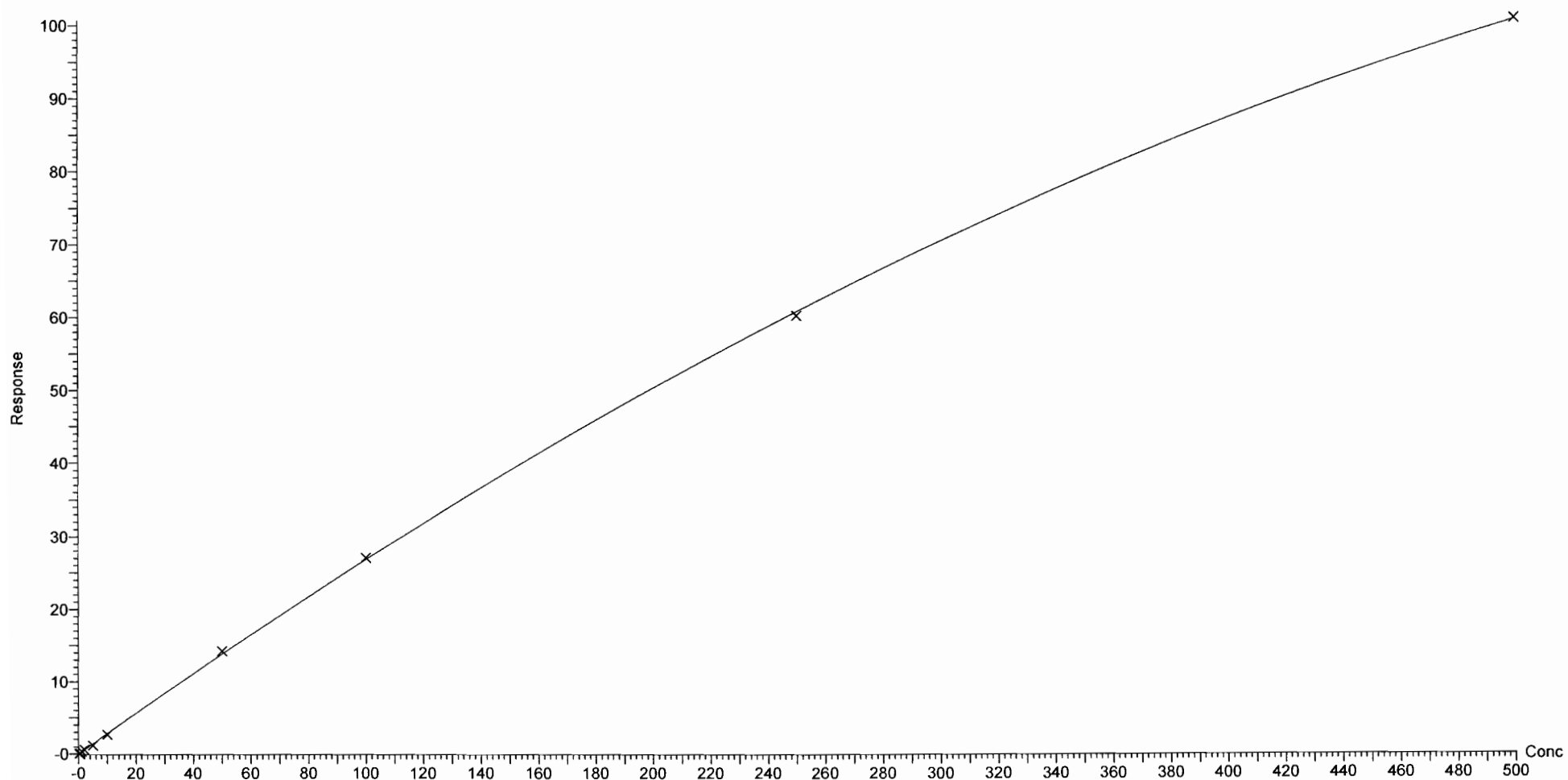
Compound name: PFDS

Coefficient of Determination:  $R^2 = 0.999378$

Calibration curve:  $-0.000168442 * x^2 + 0.285232 * x - 0.0186889$

Response type: Internal Std ( Ref 47 ), Area \* ( IS Conc. / IS Area )

Curve type: 2nd Order, Origin: Exclude, Weighting: 1/x, Axis trans: None



Dataset: F:\Projects\PFAS.PRO\Results\180301M1\180301M1-CRV.qld

Last Altered: Saturday, March 03, 2018 05:10:16 Pacific Standard Time

Printed: Saturday, March 03, 2018 05:16:32 Pacific Standard Time

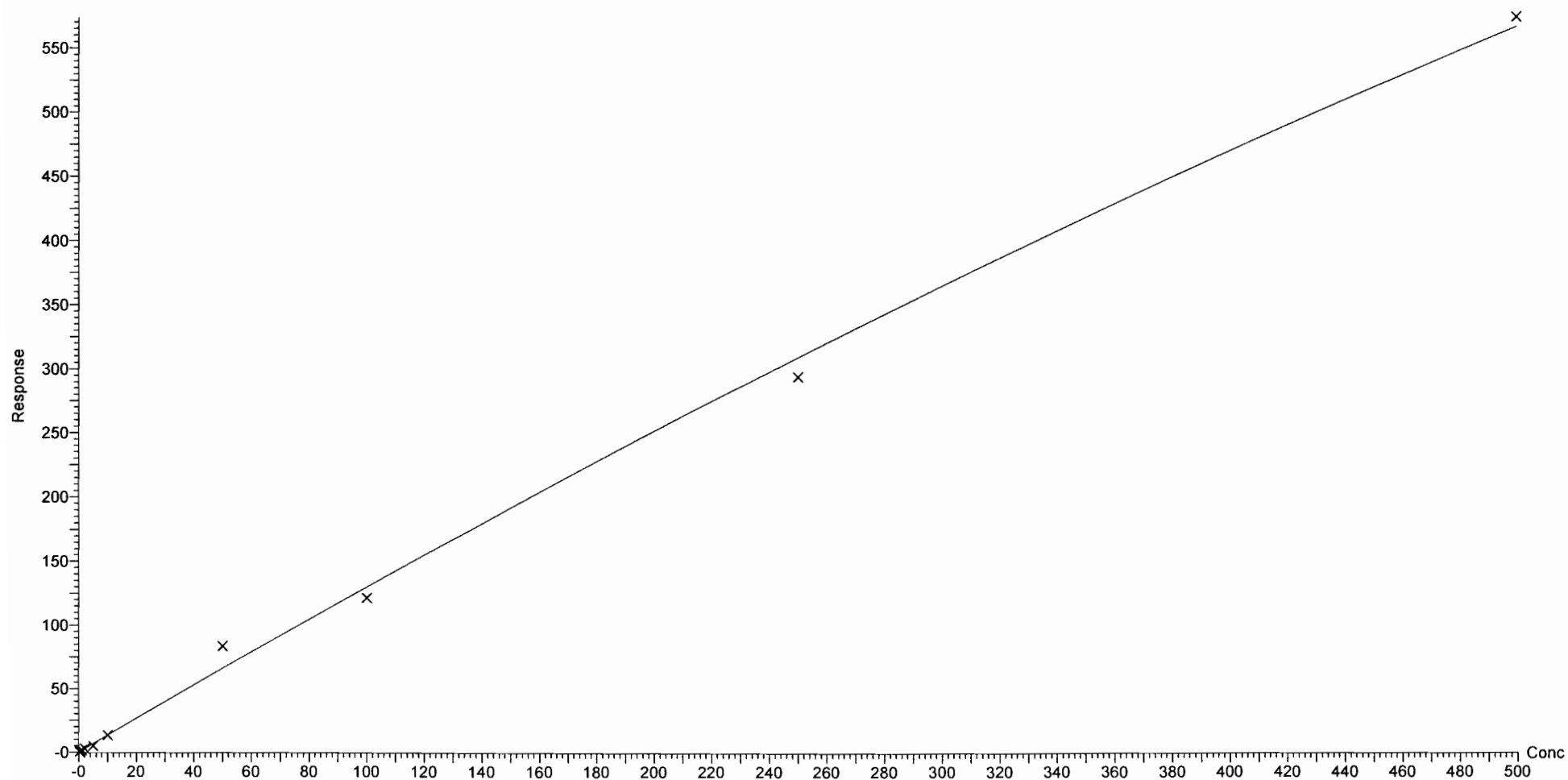
Compound name: PFDoA

Coefficient of Determination:  $R^2 = 0.993413$

Calibration curve:  $-0.000423255 * x^2 + 1.34335 * x + -0.0396021$

Response type: Internal Std ( Ref 48 ), Area \* ( IS Conc. / IS Area )

Curve type: 2nd Order, Origin: Exclude, Weighting: 1/x, Axis trans: None

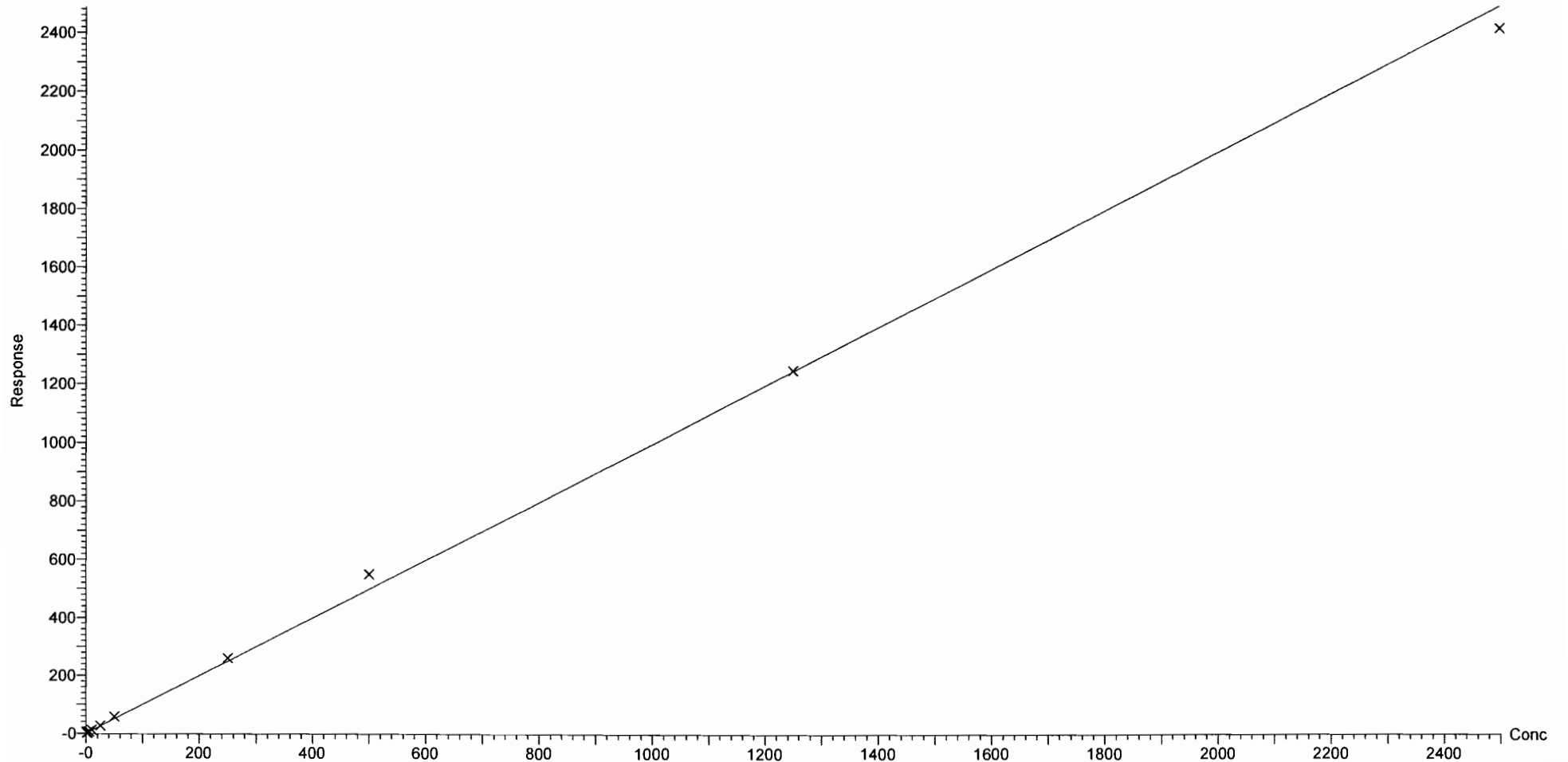


Dataset: F:\Projects\PFAS.PRO\Results\180301M1\180301M1-CRV.qld

Last Altered: Saturday, March 03, 2018 05:10:16 Pacific Standard Time

Printed: Saturday, March 03, 2018 05:16:32 Pacific Standard Time

Compound name: N-MeFOSA  
Correlation coefficient:  $r = 0.998917$ ,  $r^2 = 0.997835$   
Calibration curve:  $0.994576 * x + 0.438959$   
Response type: Internal Std ( Ref 49 ), Area \* ( IS Conc. / IS Area )  
Curve type: Linear, Origin: Include, Weighting: 1/x, Axis trans: None



Dataset: F:\Projects\PFAS.PRO\Results\180301M1\180301M1-CRV.qld

Last Altered: Saturday, March 03, 2018 05:10:16 Pacific Standard Time

Printed: Saturday, March 03, 2018 05:16:32 Pacific Standard Time

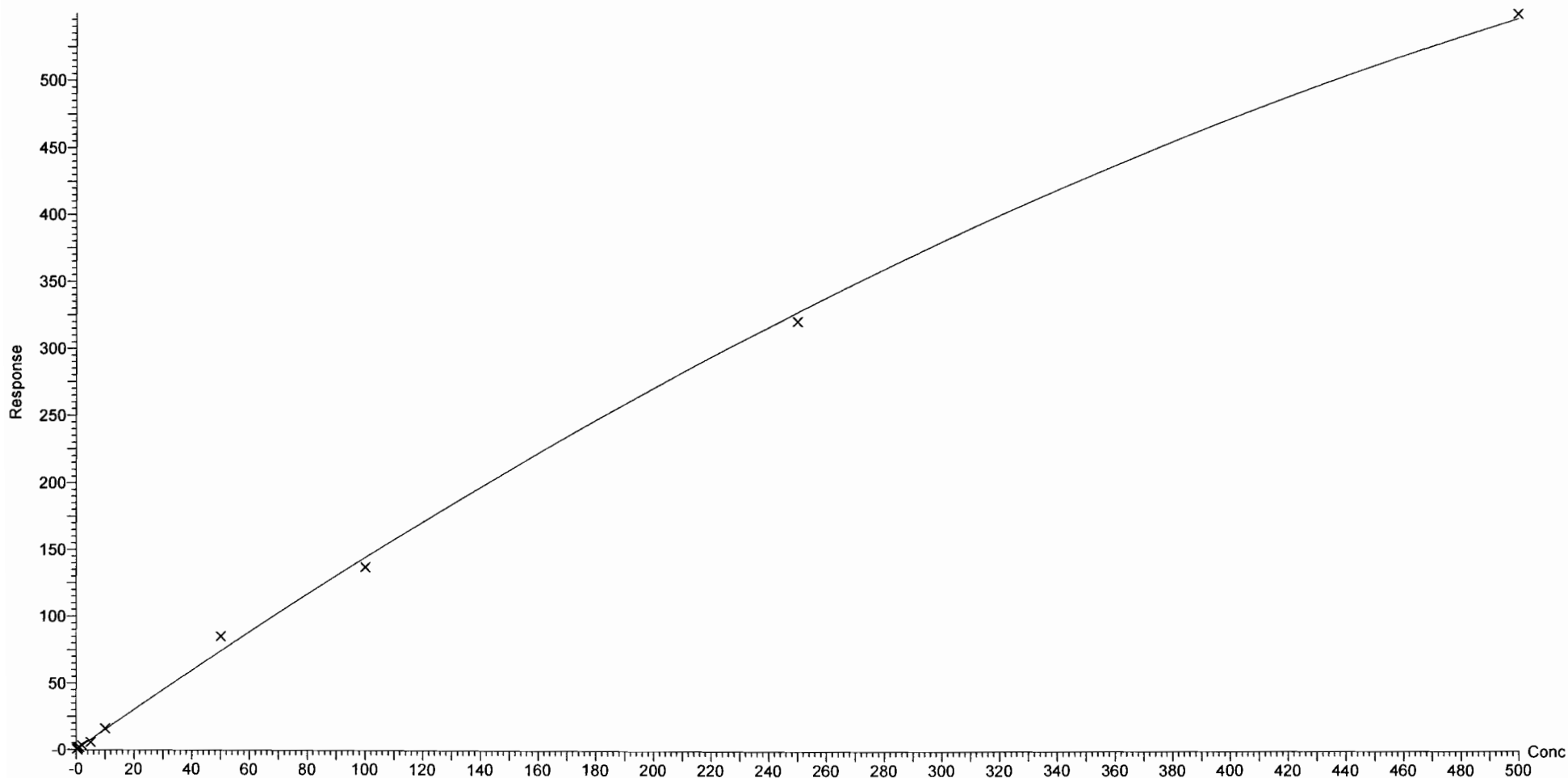
Compound name: PFT<sub>r</sub>DA

Coefficient of Determination:  $R^2 = 0.997006$

Calibration curve:  $-0.000880373 * x^2 + 1.53263 * x + -0.0775313$

Response type: Internal Std ( Ref 48 ), Area \* ( IS Conc. / IS Area )

Curve type: 2nd Order, Origin: Exclude, Weighting: 1/x, Axis trans: None



Dataset: F:\Projects\PFAS.PRO\Results\180301M1\180301M1-CRV.qld

Last Altered: Saturday, March 03, 2018 05:10:16 Pacific Standard Time

Printed: Saturday, March 03, 2018 05:16:32 Pacific Standard Time

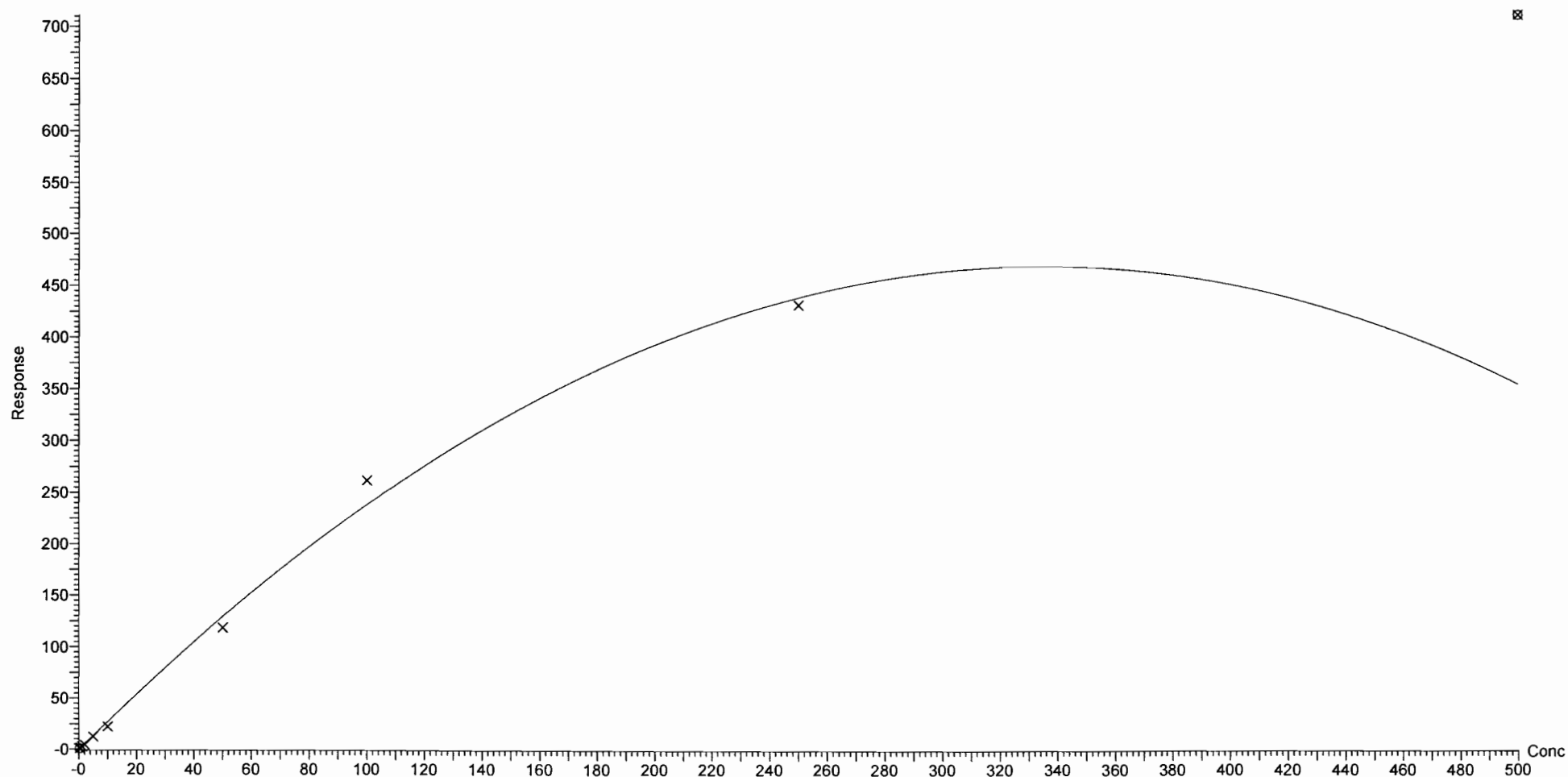
Compound name: PFTeDA

Coefficient of Determination:  $R^2 = 0.993273$

Calibration curve:  $-0.00419288 * x^2 + 2.8068 * x + -0.471093$

Response type: Internal Std ( Ref 50 ), Area \* ( IS Conc. / IS Area )

Curve type: 2nd Order, Origin: Exclude, Weighting: 1/x, Axis trans: None





Dataset: F:\Projects\PFAS.PRO\Results\180301M1\180301M1-CRV.qld

Last Altered: Saturday, March 03, 2018 05:10:16 Pacific Standard Time

Printed: Saturday, March 03, 2018 05:16:32 Pacific Standard Time

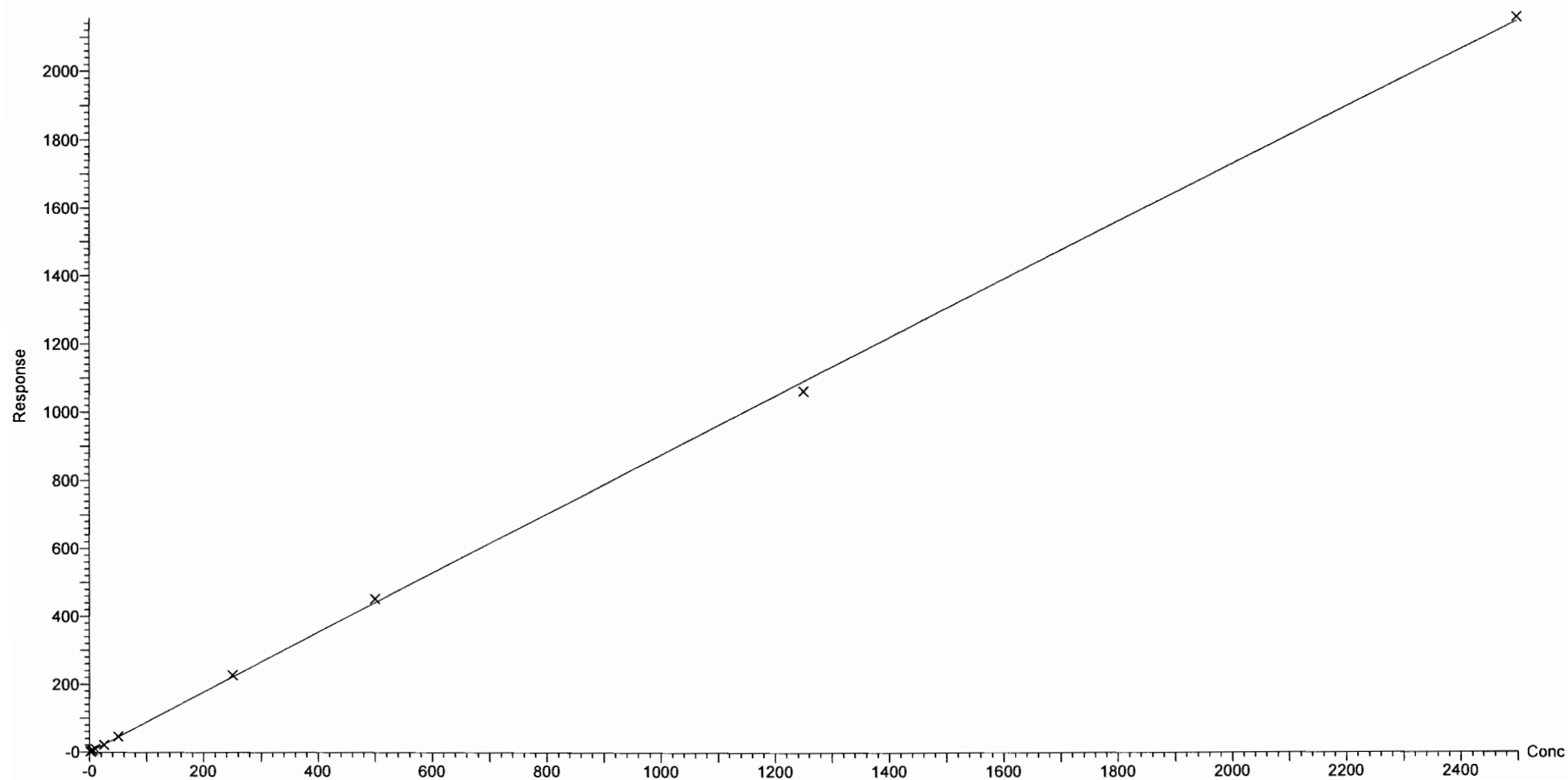
Compound name: N-EtFOSA

Coefficient of Determination:  $R^2 = 0.999634$

Calibration curve:  $-1.21629e-005 * x^2 + 0.887616 * x + 0.203022$

Response type: Internal Std ( Ref 51 ), Area \* ( IS Conc. / IS Area )

Curve type: 2nd Order, Origin: Exclude, Weighting: 1/x, Axis trans: None



Dataset: F:\Projects\PFAS.PRO\Results\180301M1\180301M1-CRV.qld

Last Altered: Saturday, March 03, 2018 05:10:16 Pacific Standard Time

Printed: Saturday, March 03, 2018 05:16:32 Pacific Standard Time

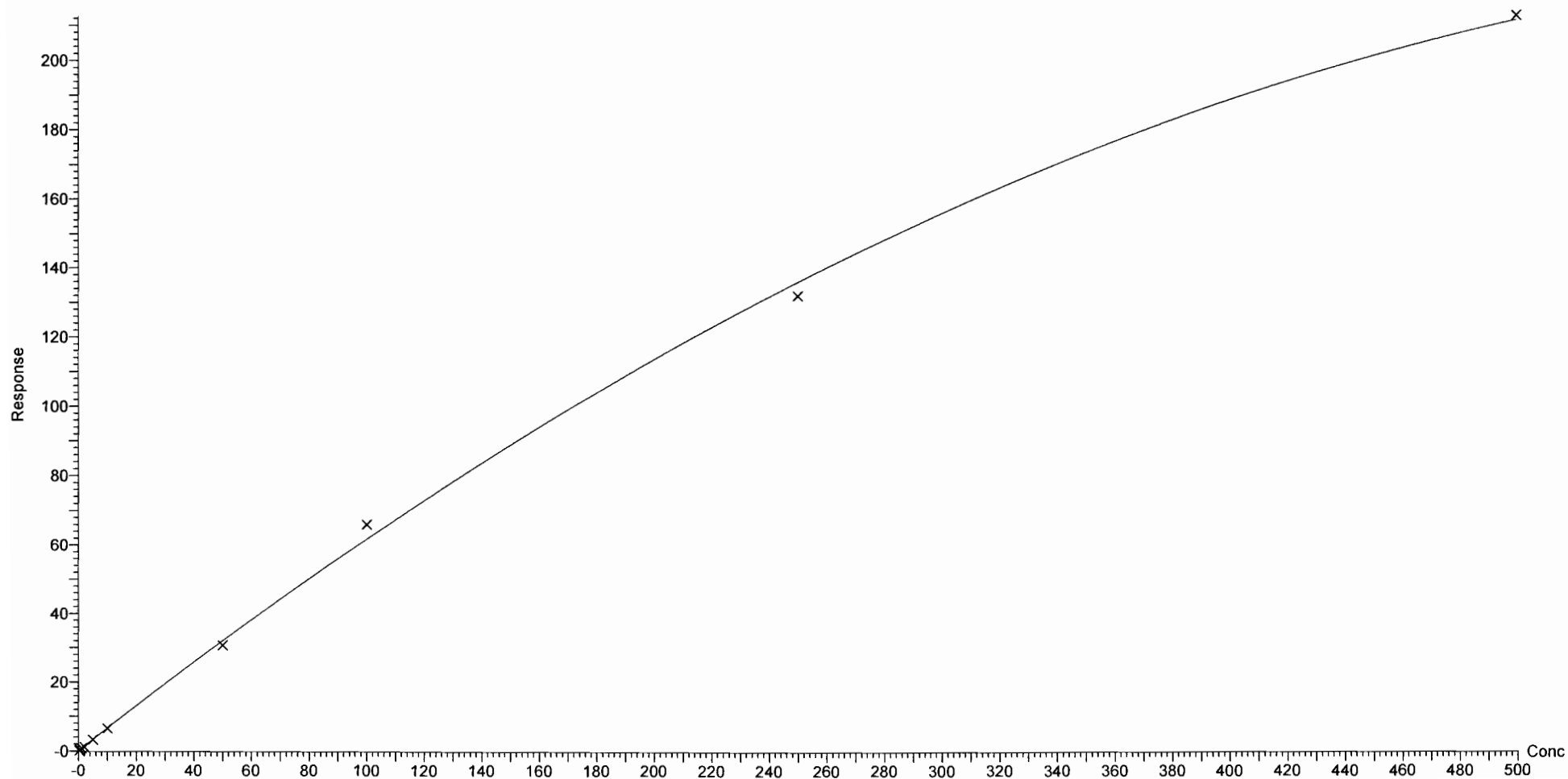
Compound name: PFHxDA

Coefficient of Determination:  $R^2 = 0.998566$

Calibration curve:  $-0.000485193 * x^2 + 0.665208 * x + 0.0130071$

Response type: Internal Std ( Ref 52 ), Area \* ( IS Conc. / IS Area )

Curve type: 2nd Order, Origin: Exclude, Weighting: 1/x, Axis trans: None



Dataset: F:\Projects\PFAS.PRO\Results\180301M1\180301M1-CRV.qld

Last Altered: Saturday, March 03, 2018 05:10:16 Pacific Standard Time

Printed: Saturday, March 03, 2018 05:16:32 Pacific Standard Time

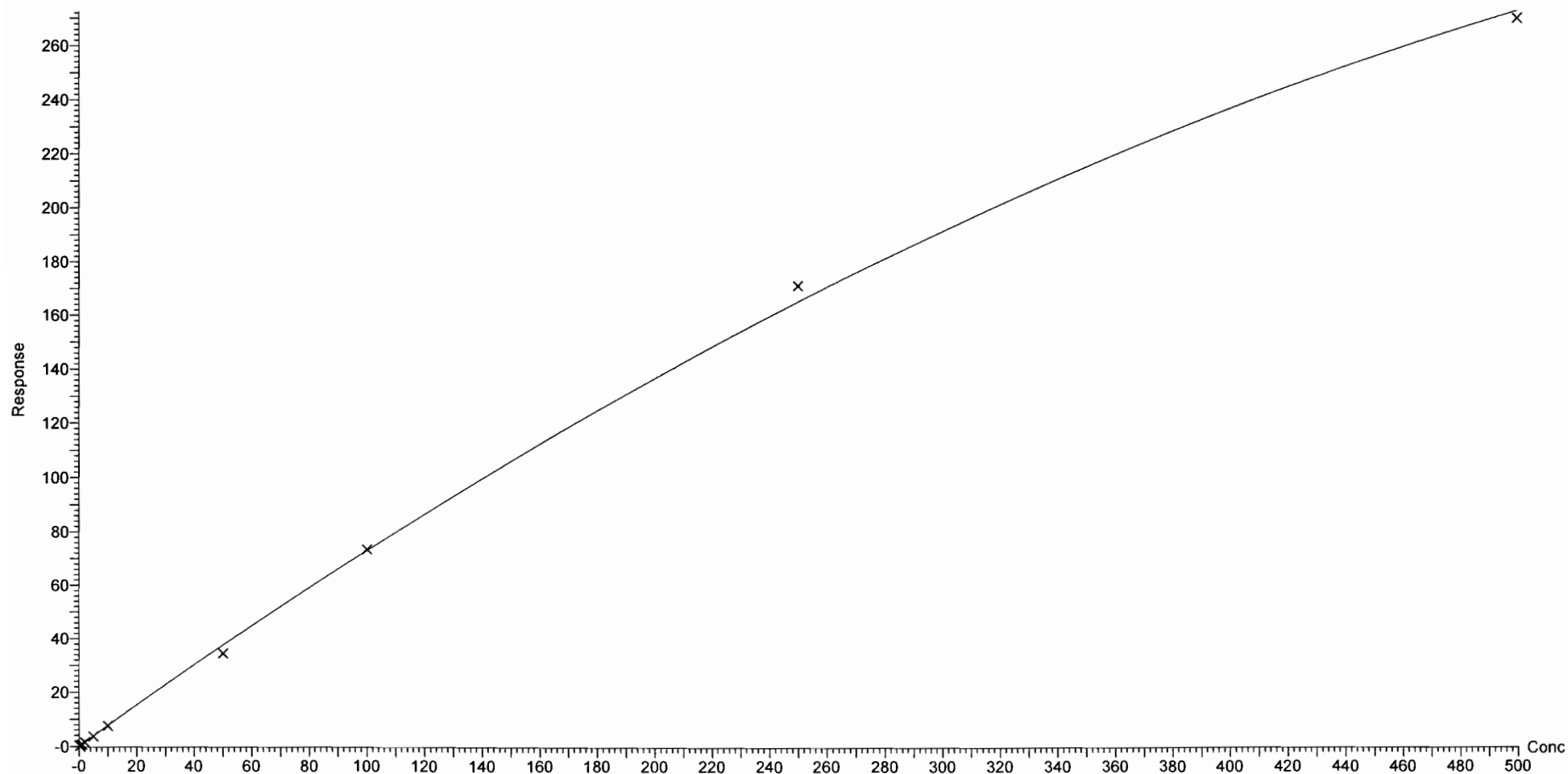
Compound name: PFODA

Coefficient of Determination:  $R^2 = 0.998904$

Calibration curve:  $-0.0004654 * x^2 + 0.777509 * x - 0.020895$

Response type: Internal Std ( Ref 52 ), Area \* ( IS Conc. / IS Area )

Curve type: 2nd Order, Origin: Include, Weighting: 1/x, Axis trans: None



Dataset: F:\Projects\PFAS.PRO\Results\180301M1\180301M1-CRV.qld

Last Altered: Saturday, March 03, 2018 05:10:16 Pacific Standard Time

Printed: Saturday, March 03, 2018 05:16:32 Pacific Standard Time

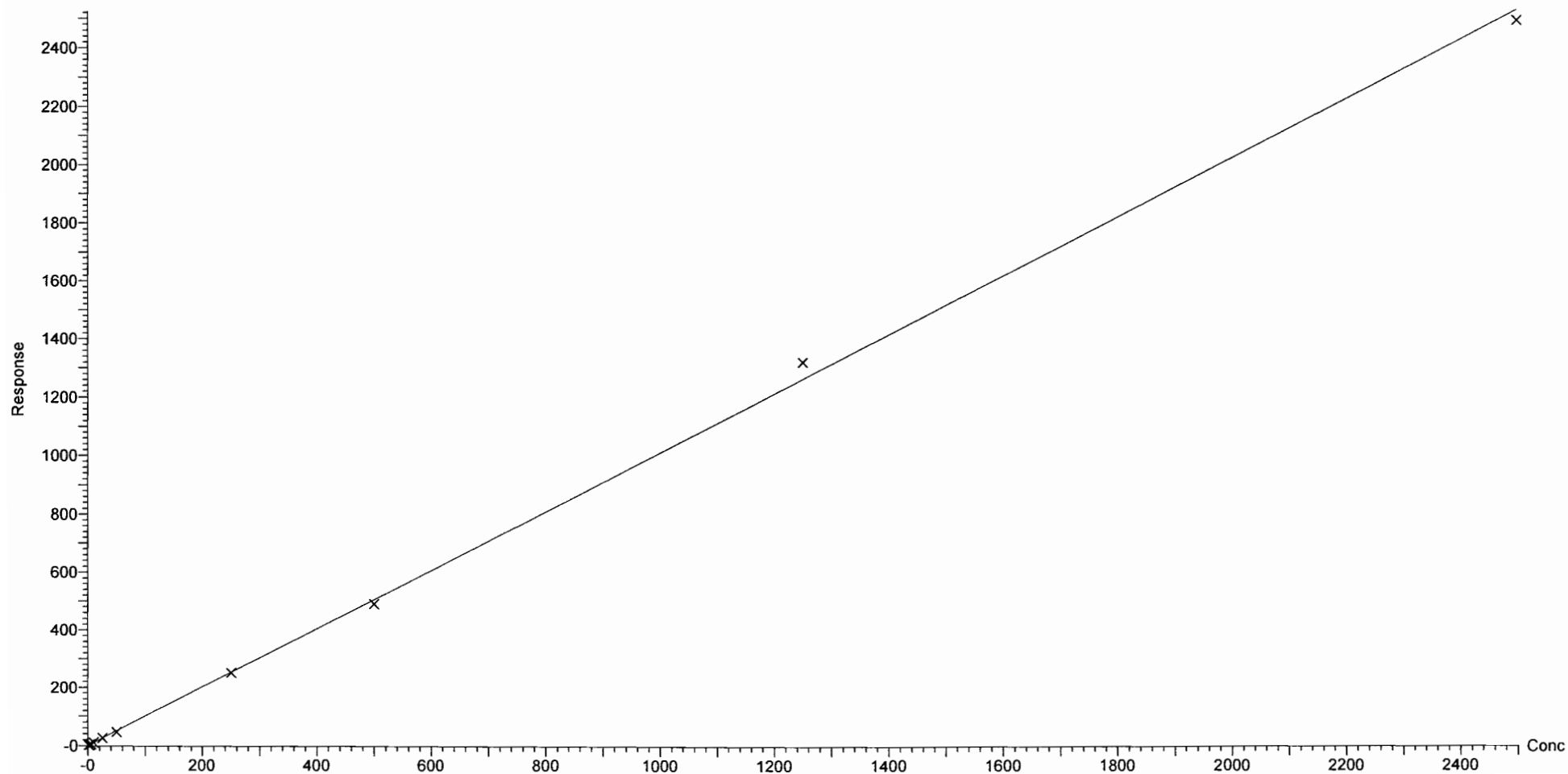
Compound name: N-MeFOSE

Correlation coefficient:  $r = 0.999522$ ,  $r^2 = 0.999045$

Calibration curve:  $1.0094 * x + 0.120335$

Response type: Internal Std ( Ref 53 ), Area \* ( IS Conc. / IS Area )

Curve type: Linear, Origin: Exclude, Weighting: 1/x, Axis trans: None



Dataset: F:\Projects\PFAS.PRO\Results\180301M1\180301M1-CRV.qld

Last Altered: Saturday, March 03, 2018 05:10:16 Pacific Standard Time

Printed: Saturday, March 03, 2018 05:16:32 Pacific Standard Time

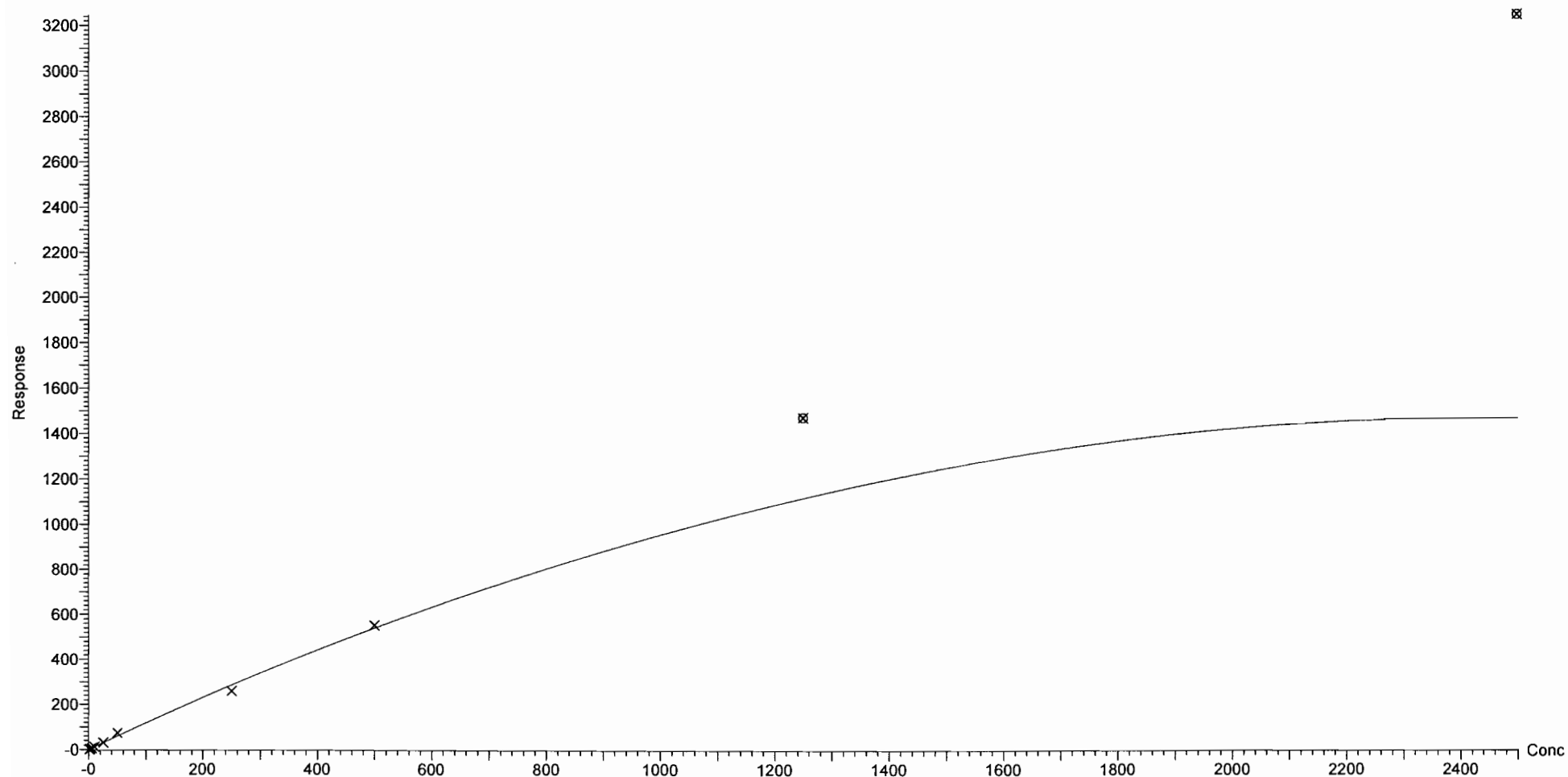
Compound name: N-EtFOSE

Coefficient of Determination:  $R^2 = 0.993042$

Calibration curve:  $-0.000246473 * x^2 + 1.20272 * x + 0.124292$

Response type: Internal Std ( Ref 54 ), Area \* ( IS Conc. / IS Area )

Curve type: 2nd Order, Origin: Exclude, Weighting: 1/x, Axis trans: None



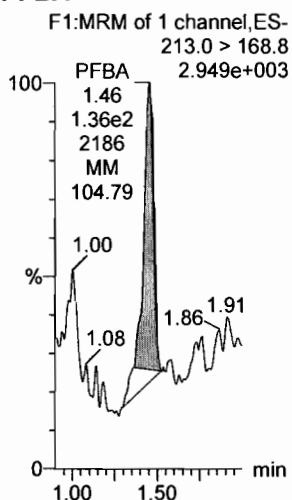
Dataset: F:\Projects\PFAS.PRO\Results\180301M1\180301M1-CRV.qld

Last Altered: Saturday, March 03, 2018 04:52:09 Pacific Standard Time  
Printed: Saturday, March 03, 2018 04:52:49 Pacific Standard Time

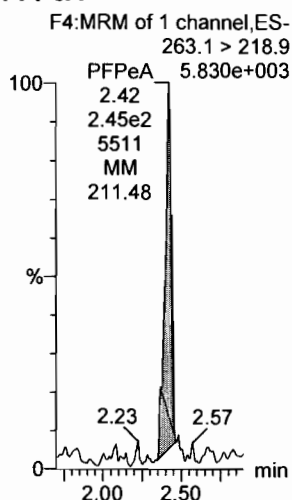
Method: F:\Projects\PFAS.PRO\MethDB\PFAS\_FULL\_80C\_022718.mdb 28 Feb 2018 13:19:45  
Calibration: 03 Mar 2018 04:52:09

Name: 180301M1\_2, Date: 02-Mar-2018, Time: 00:51:52, ID: ST180301M1-1 PFC CS-2 18B2312, Description: PFC CS-2 18B2312

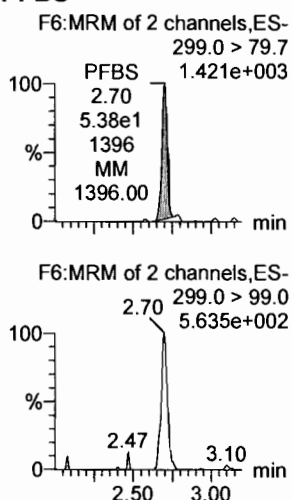
**PFBA**



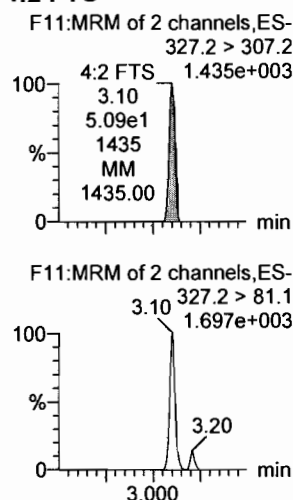
**PFPeA**



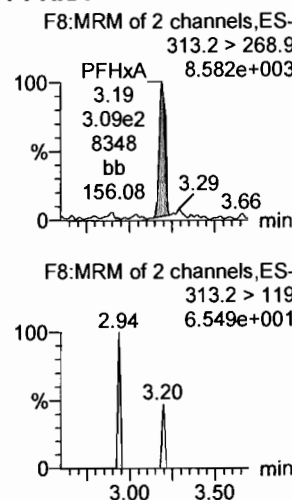
**PFBS**



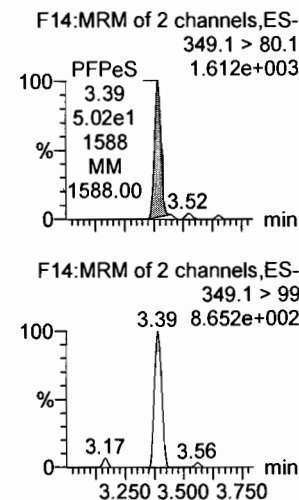
**4:2 FTS**



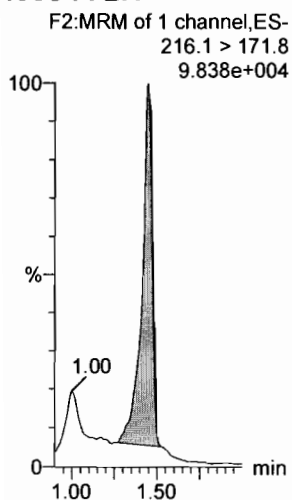
**PFHxA**



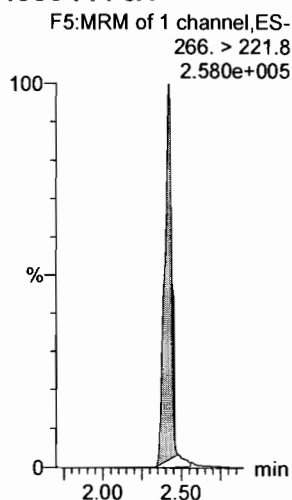
**PFPeS**



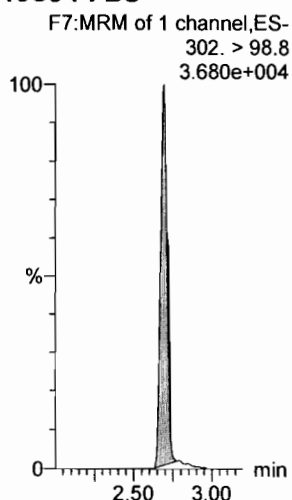
**13C3-PFBA**



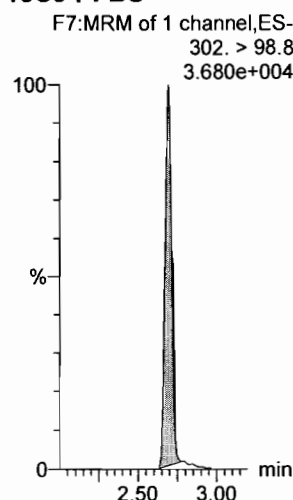
**13C3-PFPeA**



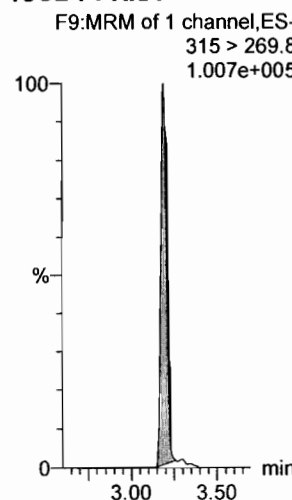
**13C3-PFBS**



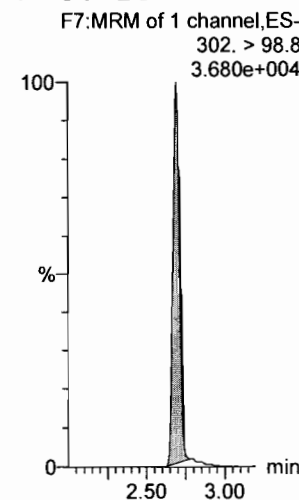
**13C3-PFBS**



**13C2-PFHxA**



**13C3-PFBS**



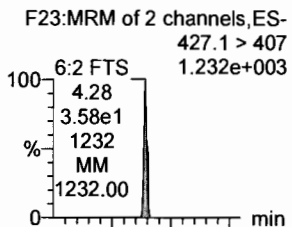
Dataset: F:\Projects\PFAS.PRO\Results\180301M1\180301M1-CRV.qld

Last Altered: Saturday, March 03, 2018 04:52:09 Pacific Standard Time

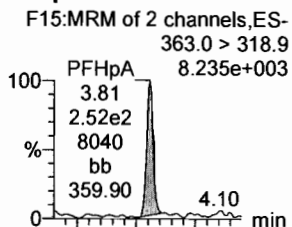
Printed: Saturday, March 03, 2018 04:52:49 Pacific Standard Time

Name: 180301M1\_2, Date: 02-Mar-2018, Time: 00:51:52, ID: ST180301M1-1 PFC CS-2 18B2312, Description: PFC CS-2 18B2312


6:2 FTS



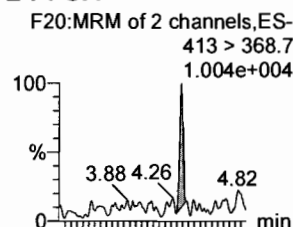
PFHpa



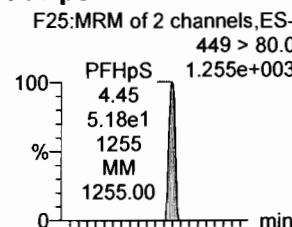
L-PFHxS



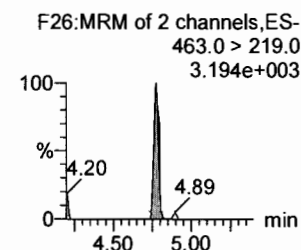
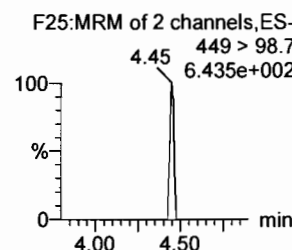
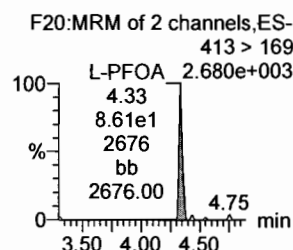
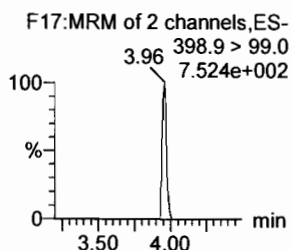
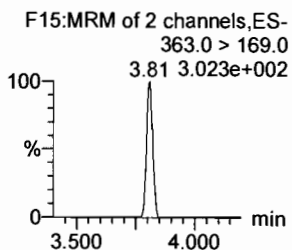
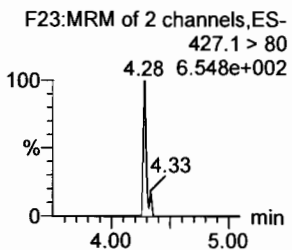
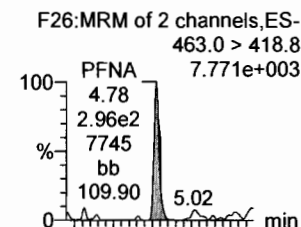
L-PFOA



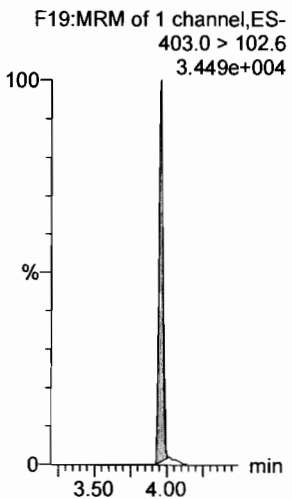
PFHpS



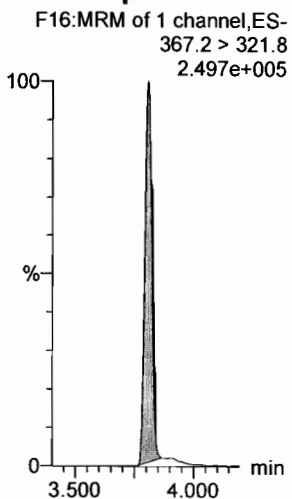
PFNA



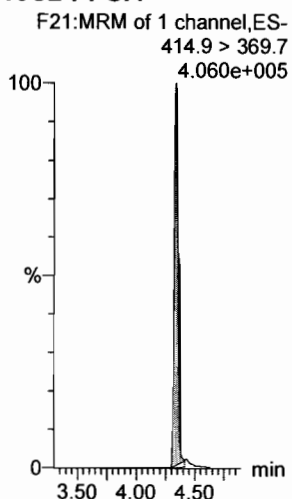
18O2-PFHxS



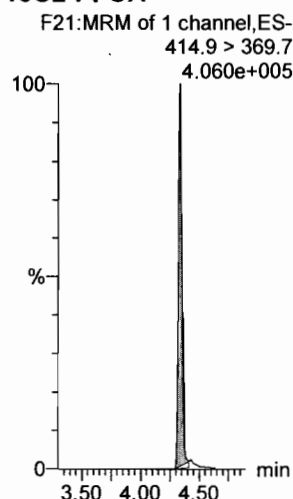
13C4-PFHpa



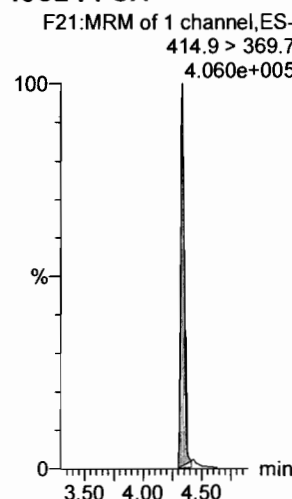
13C2-PFOA



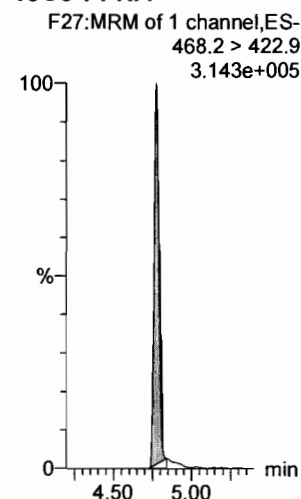
13C2-PFOA



13C2-PFOA



13C5-PFNA



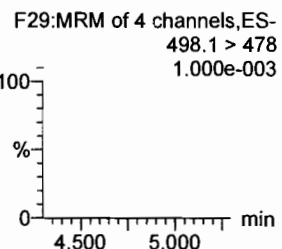
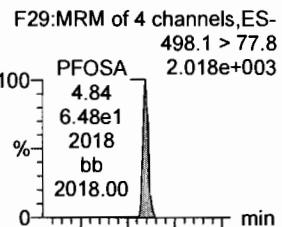
Dataset: F:\Projects\PFAS.PRO\Results\180301M1\180301M1-CRV.qld

Last Altered: Saturday, March 03, 2018 04:52:09 Pacific Standard Time

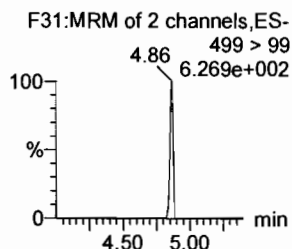
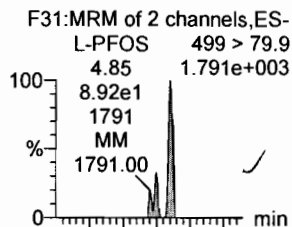
Printed: Saturday, March 03, 2018 04:52:49 Pacific Standard Time

Name: 180301M1\_2, Date: 02-Mar-2018, Time: 00:51:52, ID: ST180301M1-1 PFC CS-2 18B2312, Description: PFC CS-2 18B2312

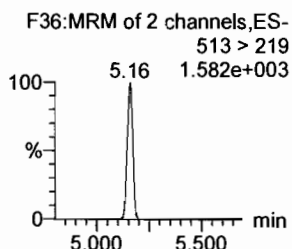
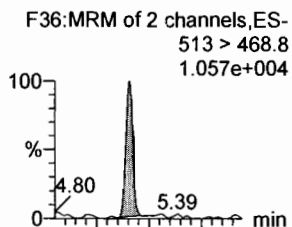
**PFOSA**



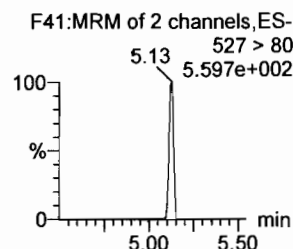
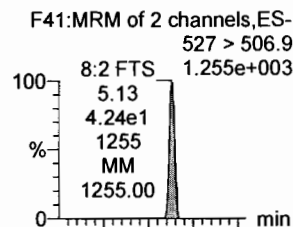
**L-PFOS**



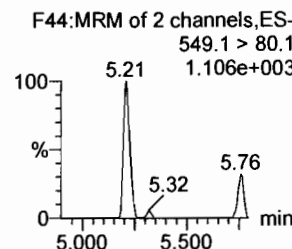
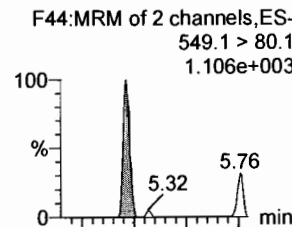
**PFDA**



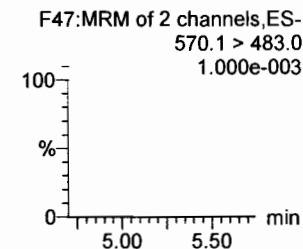
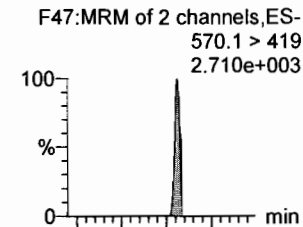
**8:2 FTS**



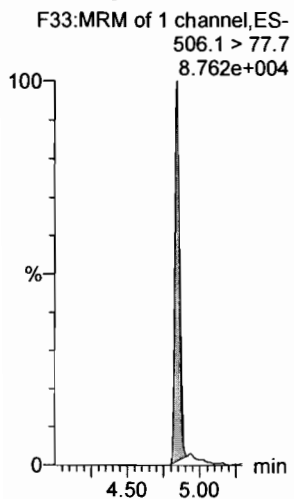
**PFNS**



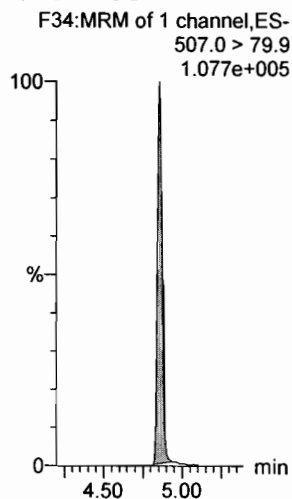
**N-MeFOSAA**



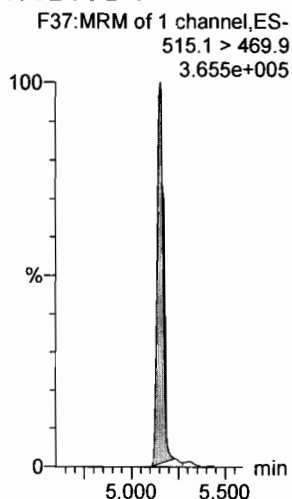
**13C8-PFOSA**



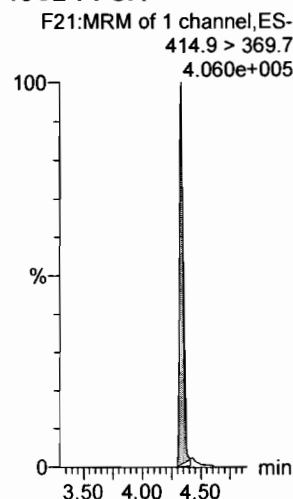
**13C8-PFOS**



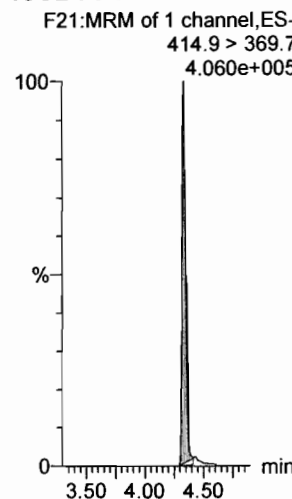
**13C2-PFDA**



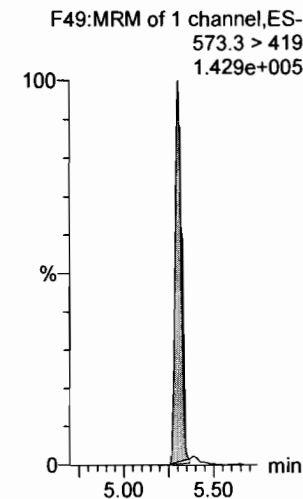
**13C2-PFOA**



**13C2-PFOA**



**d3-N-MeFOSAA**





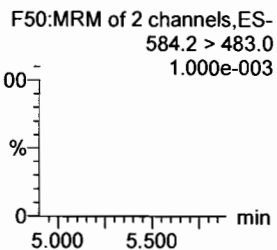
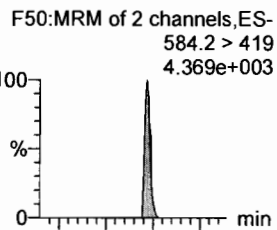
Dataset: F:\Projects\PFAS.PRO\Results\180301M1\180301M1-CRV.qld

Last Altered: Saturday, March 03, 2018 04:52:09 Pacific Standard Time

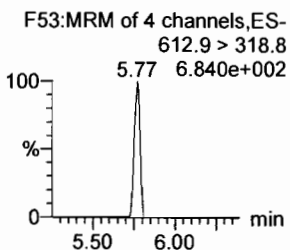
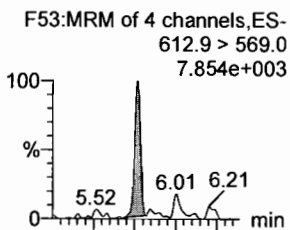
Printed: Saturday, March 03, 2018 04:52:49 Pacific Standard Time

Name: 180301M1\_2, Date: 02-Mar-2018, Time: 00:51:52, ID: ST180301M1-1 PFC CS-2 18B2312, Description: PFC CS-2 18B2312

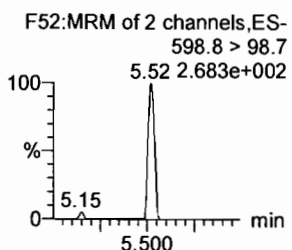
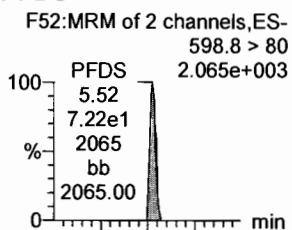
**N-EtFOSAA**



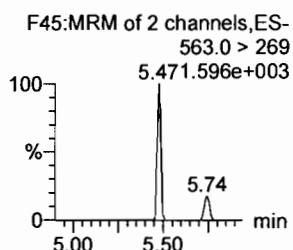
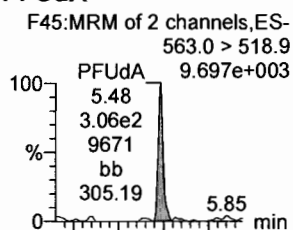
**PFDaA**



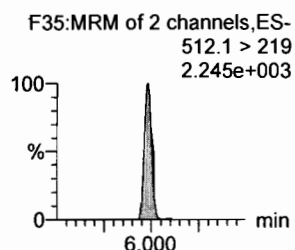
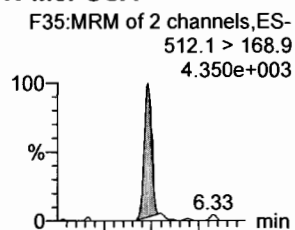
**PFDS**



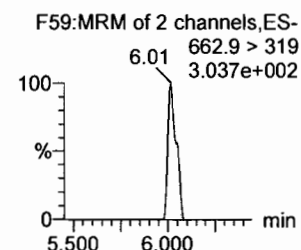
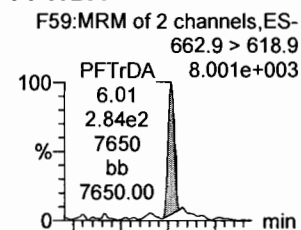
**PFUdA**



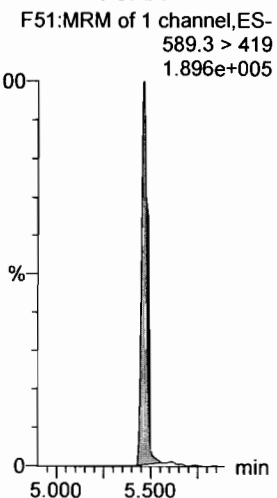
**N-MeFOSA**



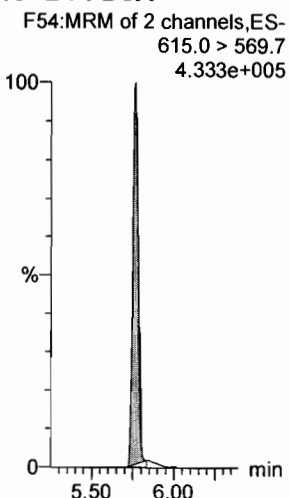
**PFTrDA**



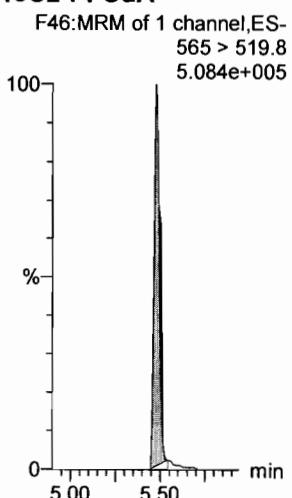
**d5-N-EtFOSAA**



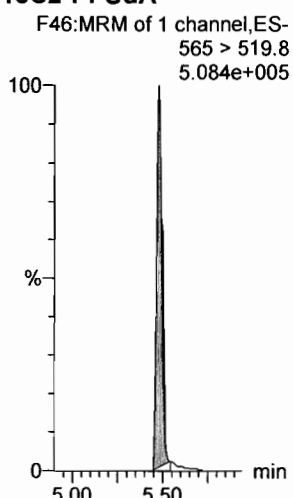
**13C2-PFDaA**



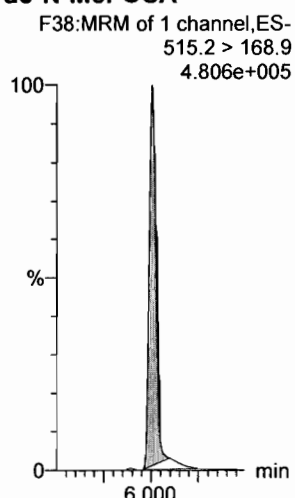
**13C2-PFUdA**



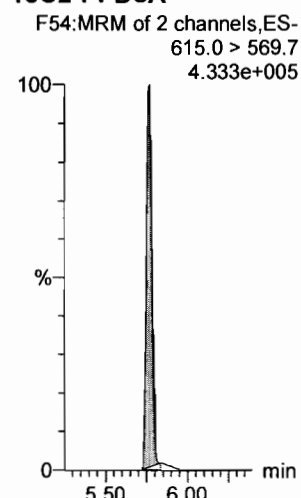
**13C2-PFUdA**



**d3-N-MeFOSA**



**13C2-PFDaA**



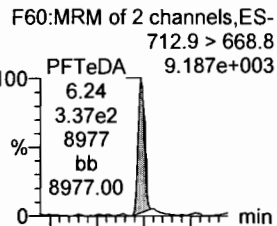
Dataset: F:\Projects\PFAS.PRO\Results\180301M1\180301M1-CRV.qld

Last Altered: Saturday, March 03, 2018 04:52:09 Pacific Standard Time

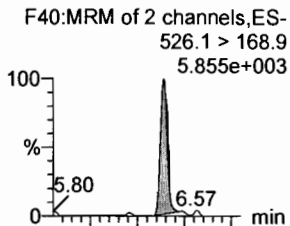
Printed: Saturday, March 03, 2018 04:52:49 Pacific Standard Time

Name: 180301M1\_2, Date: 02-Mar-2018, Time: 00:51:52, ID: ST180301M1-1 PFC CS-2 18B2312, Description: PFC CS-2 18B2312

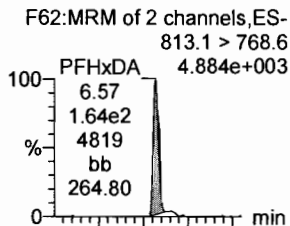
**PFTeDA**



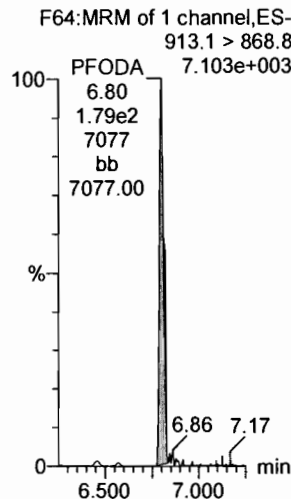
**N-EtFOSA**



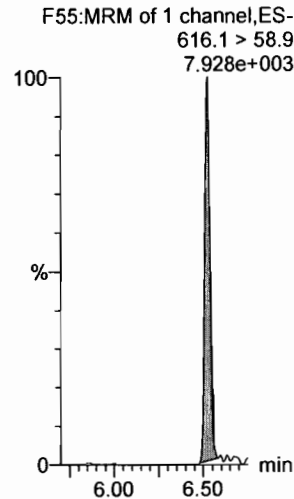
**PFHxDA**



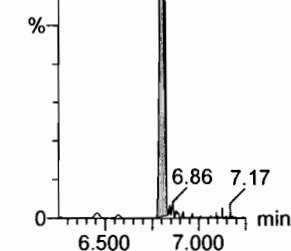
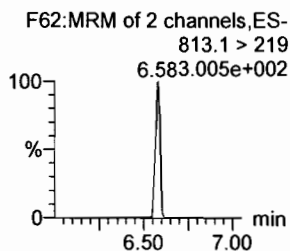
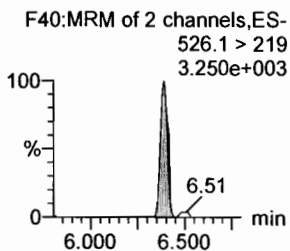
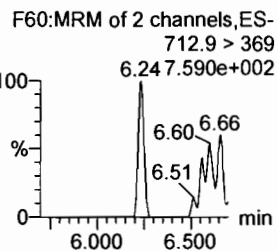
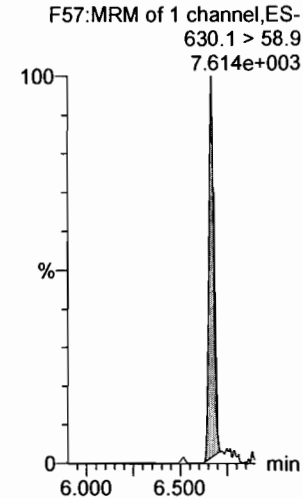
**PFODA**



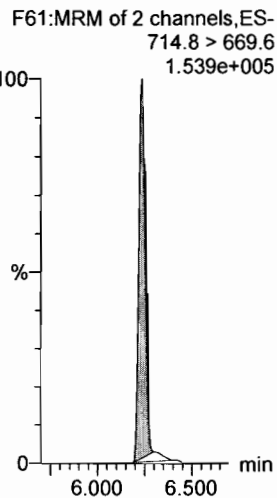
**N-MeFOSE**



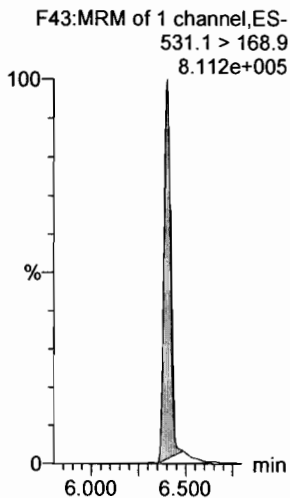
**N-EtFOSE**



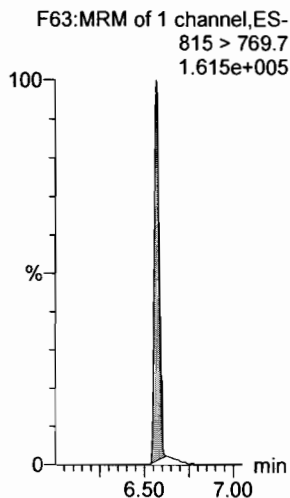
**13C2-PFTeDA**



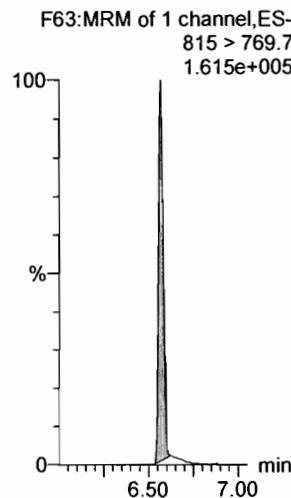
**d5-N-ETFOSA**



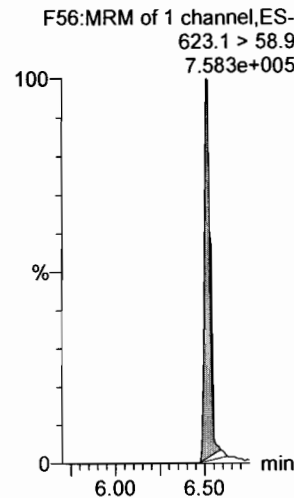
**13C2-PFHxDA**



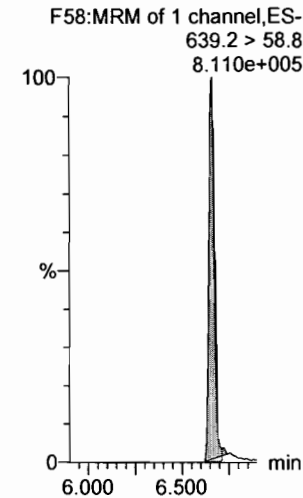
**13C2-PFHxDA**



**d7-N-MeFOSE**



**d9-N-EtFOSE**



Dataset: F:\Projects\PFAS.PRO\Results\180301M1\180301M1-CRV.qld

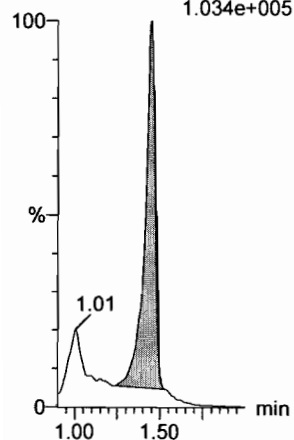
Last Altered: Saturday, March 03, 2018 04:52:09 Pacific Standard Time

Printed: Saturday, March 03, 2018 04:52:49 Pacific Standard Time

Name: 180301M1\_2, Date: 02-Mar-2018, Time: 00:51:52, ID: ST180301M1-1 PFC CS-2 18B2312, Description: PFC CS-2 18B2312

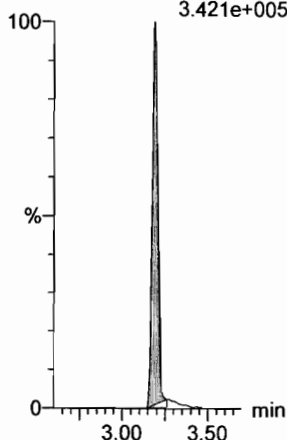
**13C4-PFBA**

F3:MRM of 1 channel,ES-  
217. > 171.8  
1.034e+005



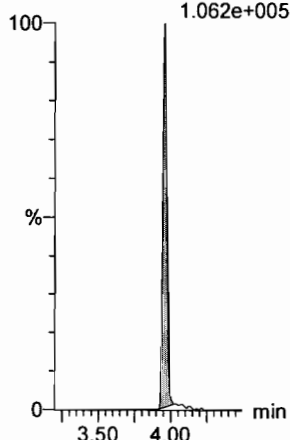
**13C5-PFHxA**

F10:MRM of 1 channel,ES-  
318 > 272.9  
3.421e+005



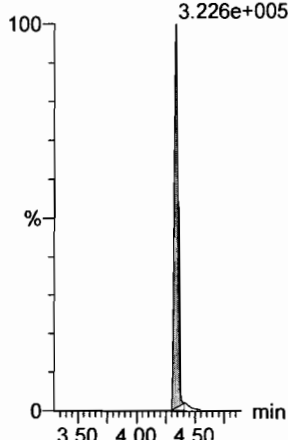
**13C3-PFHxS**

F18:MRM of 1 channel,ES-  
401.9 > 79.9  
1.062e+005



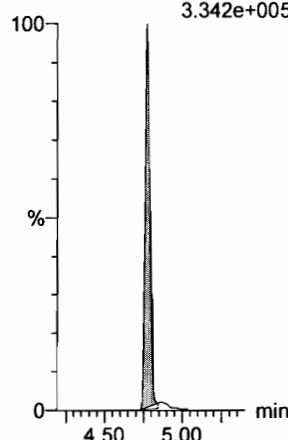
**13C8-PFOA**

F22:MRM of 1 channel,ES-  
421.3 > 376  
3.226e+005




**13C9-PFNA**

F28:MRM of 1 channel,ES-  
472.2 > 426.9  
3.342e+005



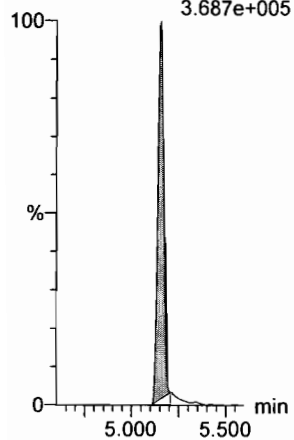
**13C4-PFOS**

F32:MRM of 1 channel,ES-  
503 > 79.9  
9.195e+004



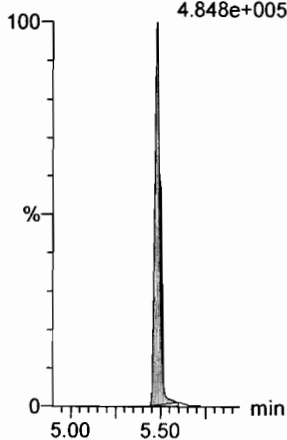
**13C6-PFDA**

F39:MRM of 1 channel,ES-  
519.1 > 473.7  
3.687e+005



**13C7-PFUdA**

F48:MRM of 1 channel,ES-  
570.1 > 524.8  
4.848e+005



Dataset: F:\Projects\PFAS.PRO\Results\180301M1\180301M1-CRV.qld

Last Altered: Saturday, March 03, 2018 04:53:40 Pacific Standard Time

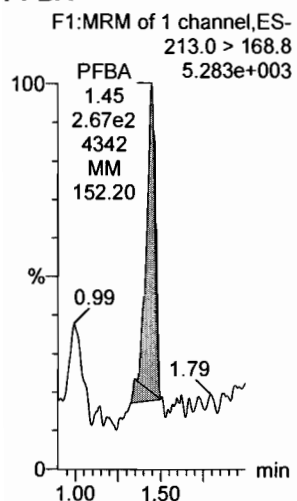
Printed: Saturday, March 03, 2018 04:54:03 Pacific Standard Time

Method: F:\Projects\PFAS.PRO\MethDB\PFAS\_FULL\_80C\_022718.mdb 28 Feb 2018 13:19:45

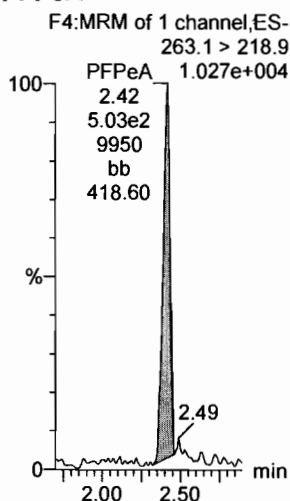
Calibration: 03 Mar 2018 04:53:40

Name: 180301M1\_3, Date: 02-Mar-2018, Time: 01:03:19, ID: ST180301M1-2 PFC CS-1 18B2313, Description: PFC CS-1 18B2313

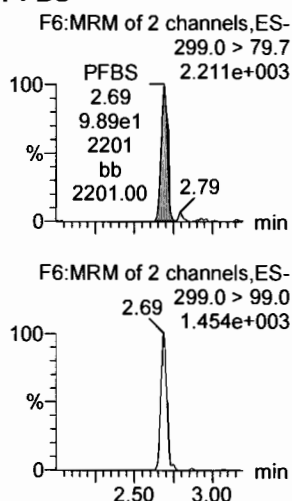
**PFBA**



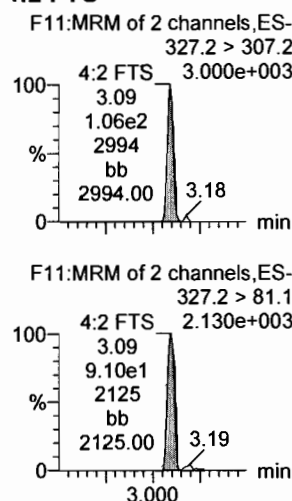
**PFPeA**



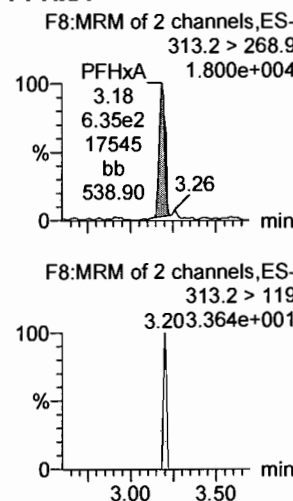
**PFBS**



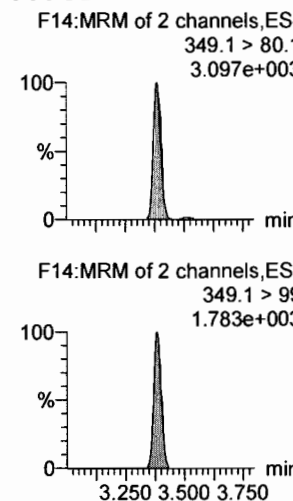
**4:2 FTS**



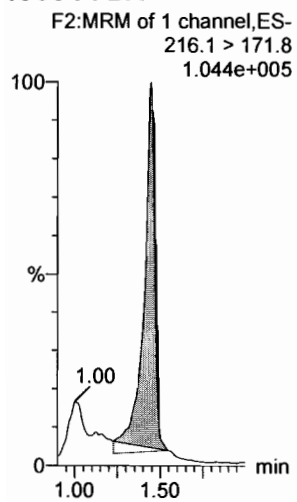
**PFHxA**



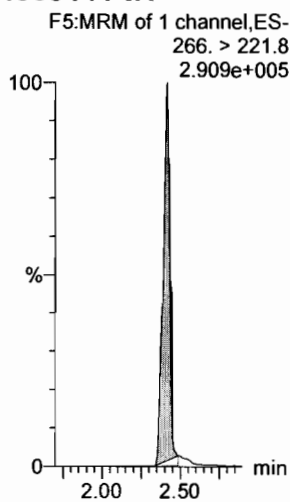
**PFPeS**



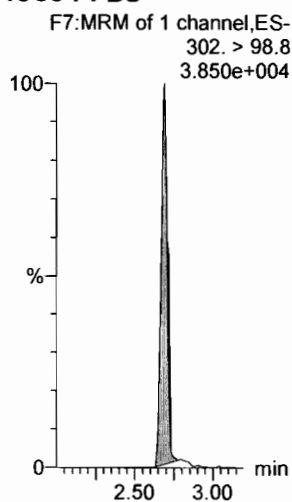
**13C3-PFBA**



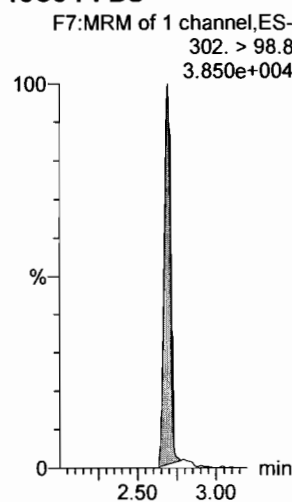
**13C3-PFPeA**




**13C3-PFBS**



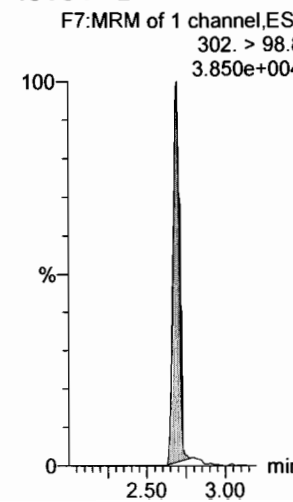
**13C3-PFBS**



**13C2-PFHxA**



**13C3-PFBS**



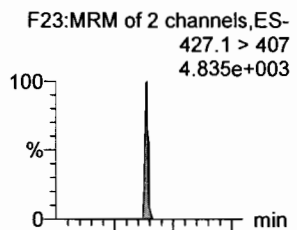
Dataset: F:\Projects\PFAS.PRO\Results\180301M1\180301M1-CRV.qld

Last Altered: Saturday, March 03, 2018 04:53:40 Pacific Standard Time

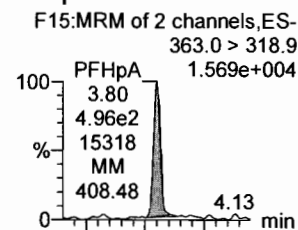
Printed: Saturday, March 03, 2018 04:54:03 Pacific Standard Time

Name: 180301M1\_3, Date: 02-Mar-2018, Time: 01:03:19, ID: ST180301M1-2 PFC CS-1 18B2313, Description: PFC CS-1 18B2313

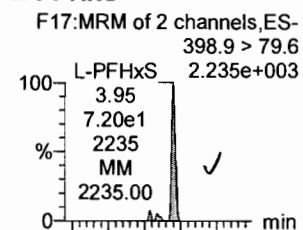
6:2 FTS



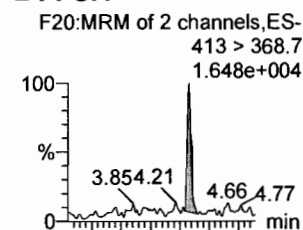
PFHpA



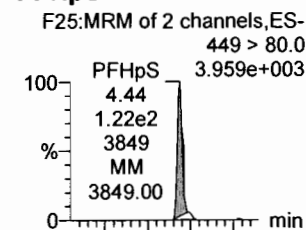
L-PFHxS



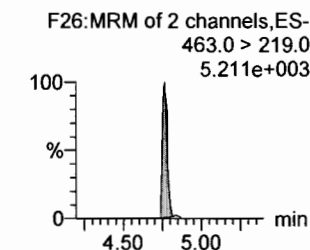
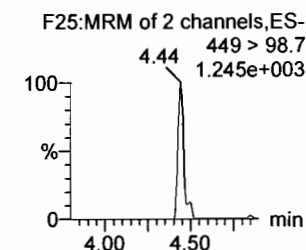
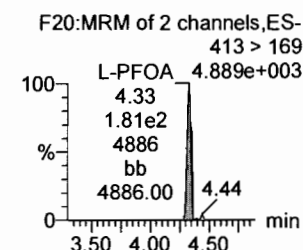
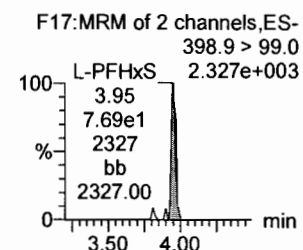
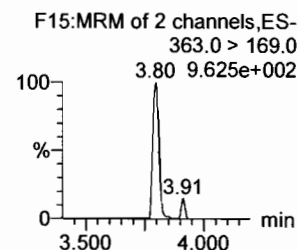
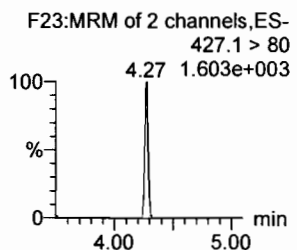
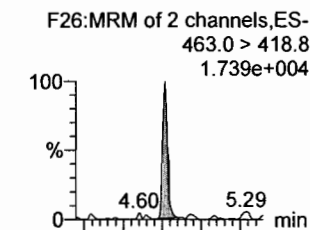
L-PFOA




PFHpS



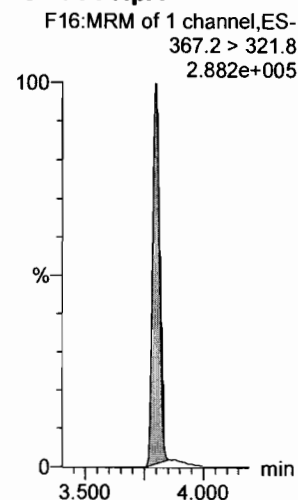
PFNA




1802-PFHxS




13C4-PFHpA



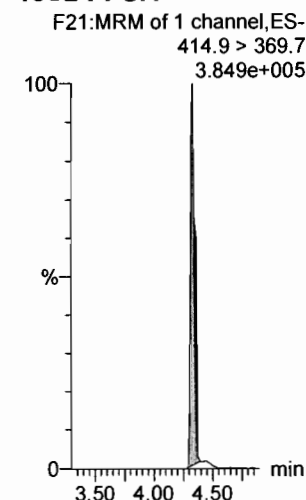
13C2-PFOA



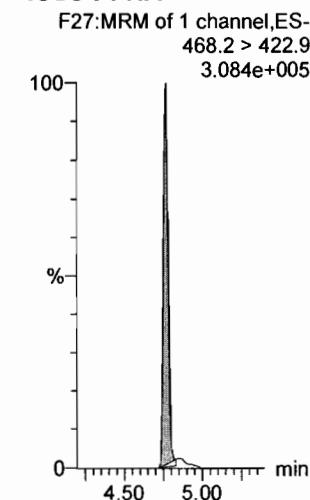
13C2-PFOA



13C2-PFOA



13C5-PFNA



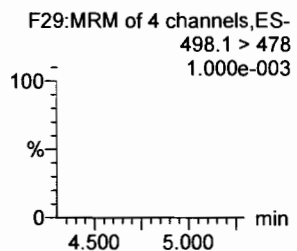
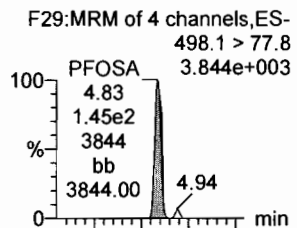
Dataset: F:\Projects\PFAS.PRO\Results\180301M1\180301M1-CRV.qld

Last Altered: Saturday, March 03, 2018 04:53:40 Pacific Standard Time

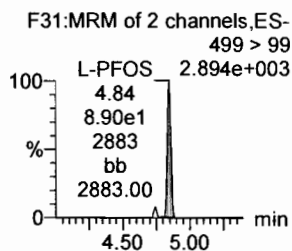
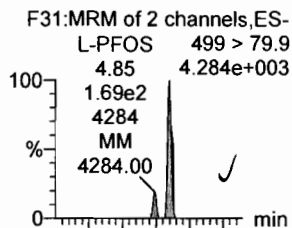
Printed: Saturday, March 03, 2018 04:54:03 Pacific Standard Time

Name: 180301M1\_3, Date: 02-Mar-2018, Time: 01:03:19, ID: ST180301M1-2 PFC CS-1 18B2313, Description: PFC CS-1 18B2313

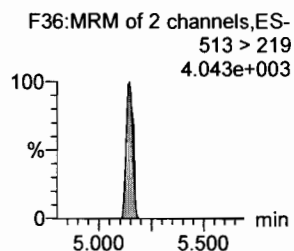
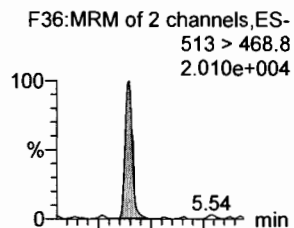
**PFOSA**



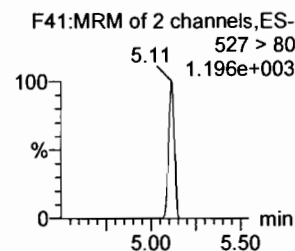
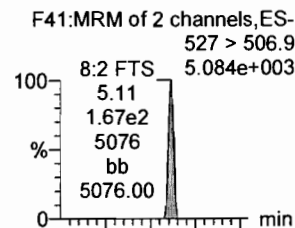
**L-PFOS**



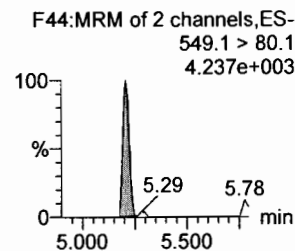
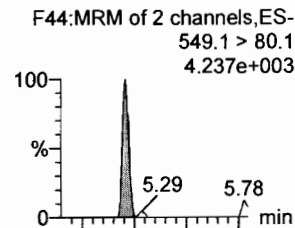
**PFDA**



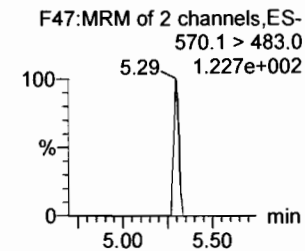
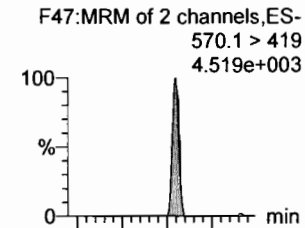
**8:2 FTS**




**PFNS**




**N-MeFOSAA**



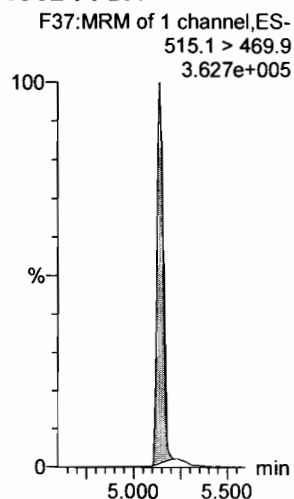
**13C8-PFOSA**



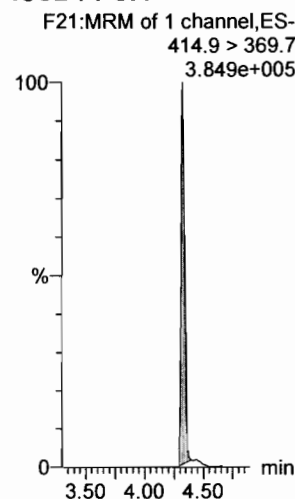
**13C8-PFOS**



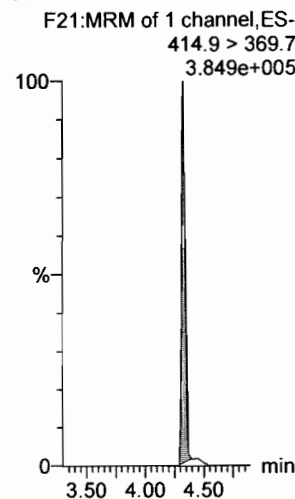
**13C2-PFDA**



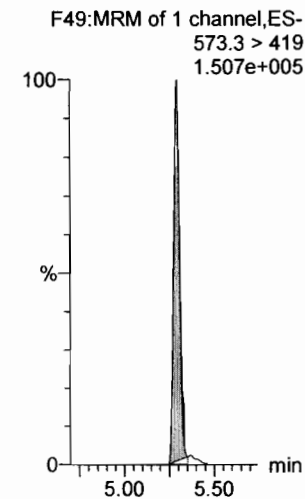
**13C2-PFOA**



**13C2-PFOA**



**d3-N-MeFOSAA**



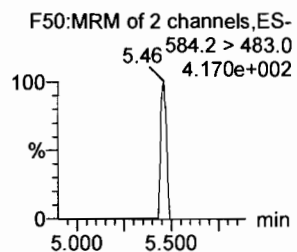
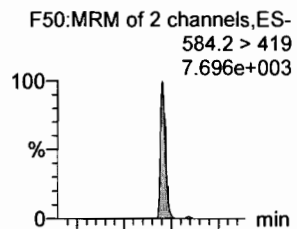
Dataset: F:\Projects\PFAS.PRO\Results\180301M1\180301M1-CRV.qld

Last Altered: Saturday, March 03, 2018 04:53:40 Pacific Standard Time

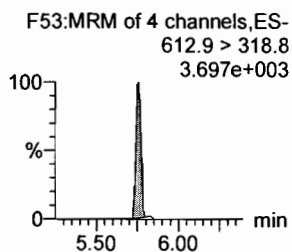
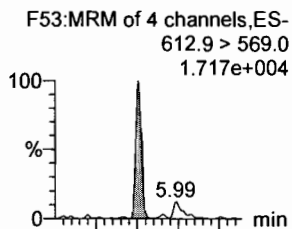
Printed: Saturday, March 03, 2018 04:54:03 Pacific Standard Time

Name: 180301M1\_3, Date: 02-Mar-2018, Time: 01:03:19, ID: ST180301M1-2 PFC CS-1 18B2313, Description: PFC CS-1 18B2313

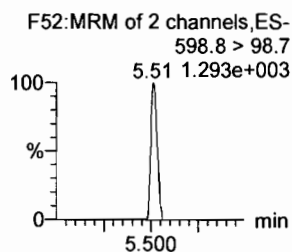
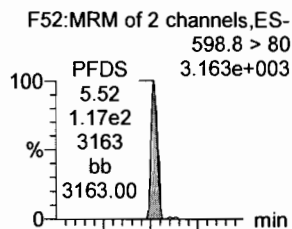
**N-EtFOSAA**



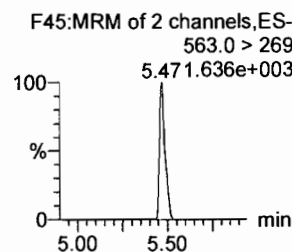
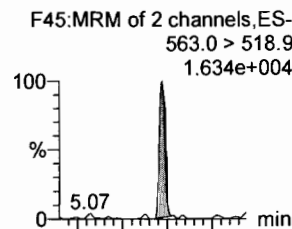
**PFDoA**



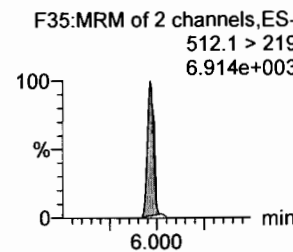
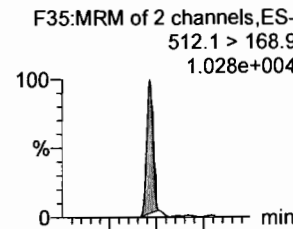
**PFDS**



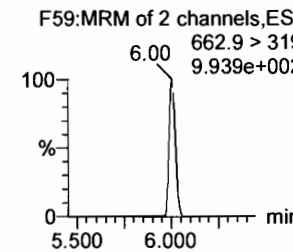
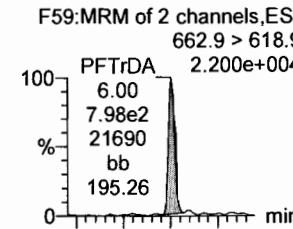
**PFUdA**



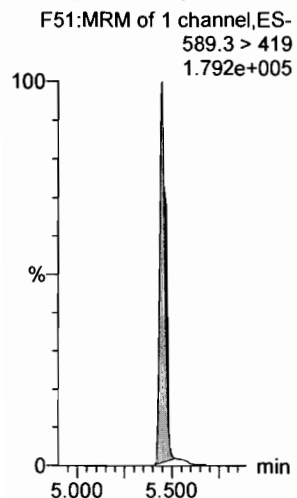
**N-MeFOSA**



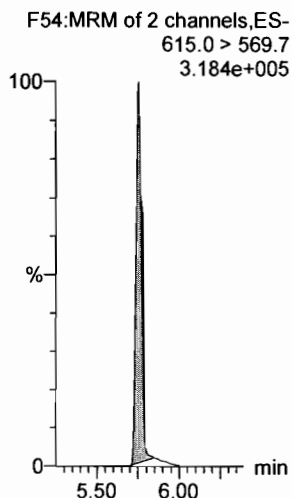
**PFTrDA**



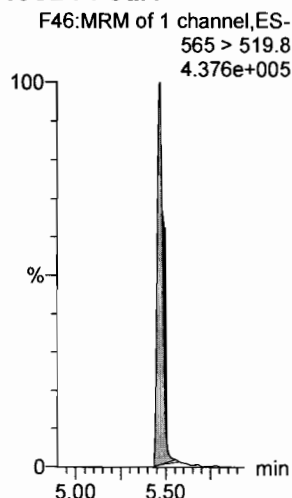
**d5-N-EtFOSAA**



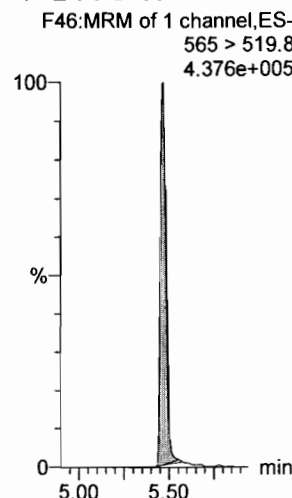
**13C2-PFDoA**



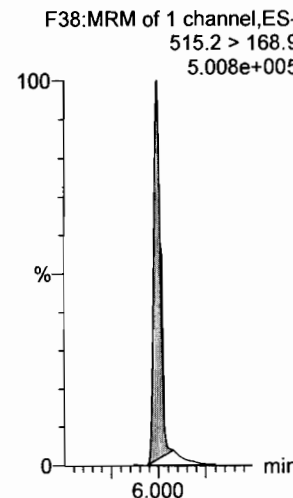
**13C2-PFUdA**



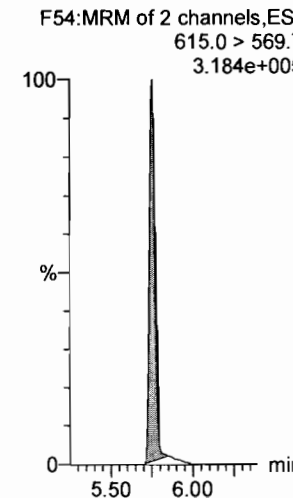
**13C2-PFUdA**



**d3-N-MeFOSA**



**13C2-PFDoA**



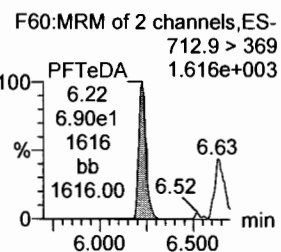
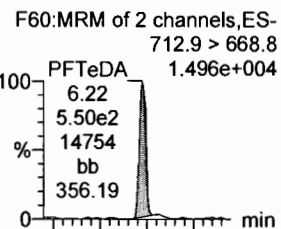
Dataset: F:\Projects\PFAS.PRO\Results\180301M1\180301M1-CRV.qld

Last Altered: Saturday, March 03, 2018 04:53:40 Pacific Standard Time

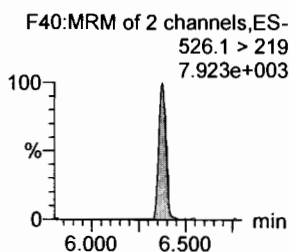
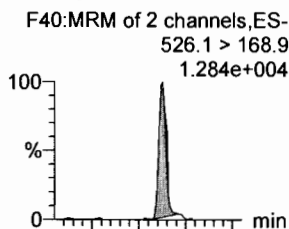
Printed: Saturday, March 03, 2018 04:54:03 Pacific Standard Time

Name: 180301M1\_3, Date: 02-Mar-2018, Time: 01:03:19, ID: ST180301M1-2 PFC CS-1 18B2313, Description: PFC CS-1 18B2313

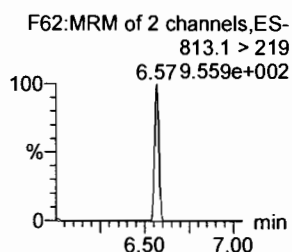
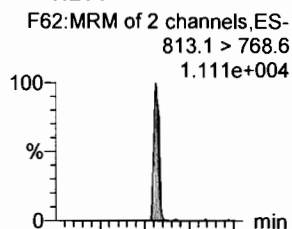
**PFTeDA**



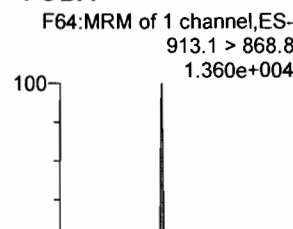
**N-EtFOSA**



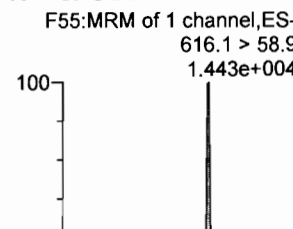
**PFHxDA**




**PFODA**



**N-MeFOSE**

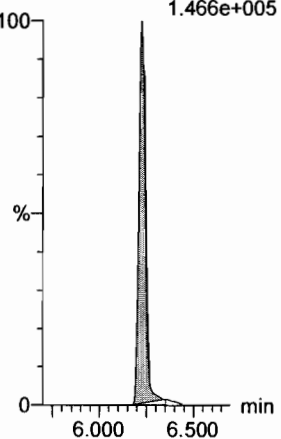


**N-EtFOSE**



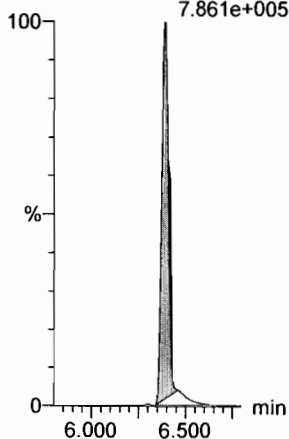
**13C2-PFTeDA**

F61:MRM of 2 channels,ES-714.8 > 669.6  
1.466e+005



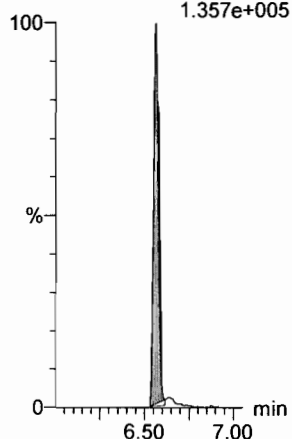
**d5-N-ETFOSA**

F43:MRM of 1 channel,ES-531.1 > 168.9  
7.861e+005



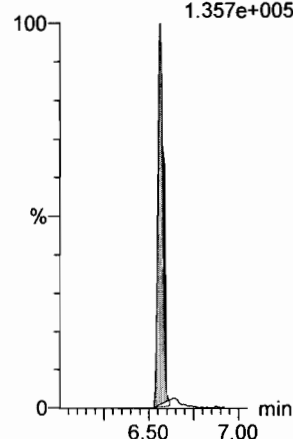
**13C2-PFHxDA**

F63:MRM of 1 channel,ES-815 > 769.7  
1.357e+005



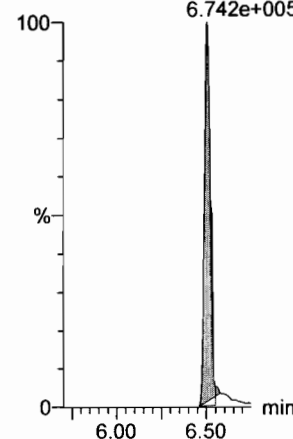
**13C2-PFHxDA**

F63:MRM of 1 channel,ES-815 > 769.7  
1.357e+005



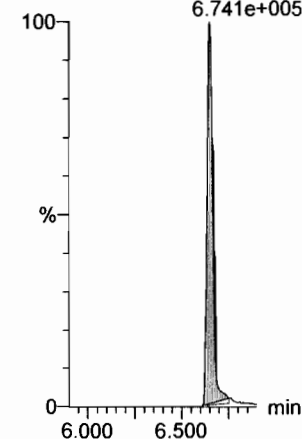
**d7-N-MeFOSE**

F56:MRM of 1 channel,ES-623.1 > 58.9  
6.742e+005



**d9-N-EtFOSE**

F58:MRM of 1 channel,ES-639.2 > 58.8  
6.741e+005





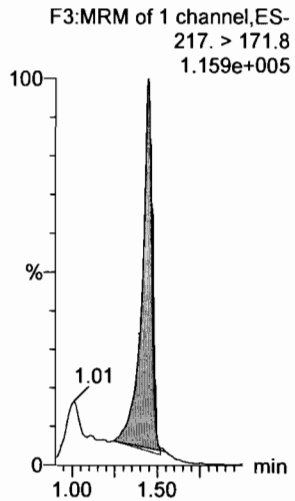
Dataset: F:\Projects\PFAS.PRO\Results\180301M1\180301M1-CRV.qld

Last Altered: Saturday, March 03, 2018 04:53:40 Pacific Standard Time

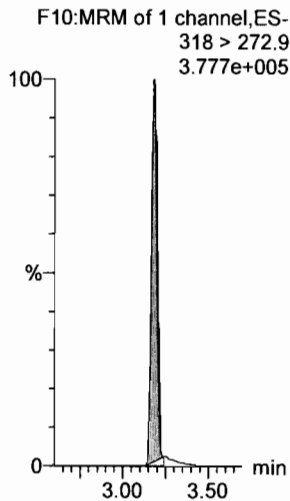
Printed: Saturday, March 03, 2018 04:54:03 Pacific Standard Time

Name: 180301M1\_3, Date: 02-Mar-2018, Time: 01:03:19, ID: ST180301M1-2 PFC CS-1 18B2313, Description: PFC CS-1 18B2313

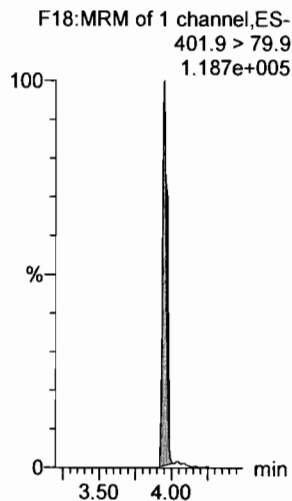
**13C4-PFBA**




**13C5-PFHxA**



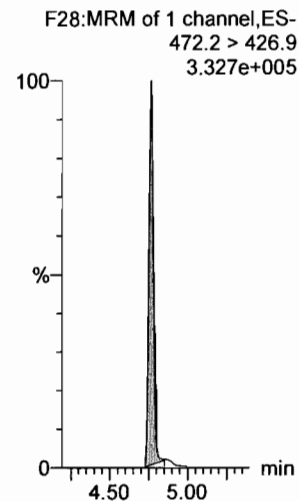
**13C3-PFHxS**



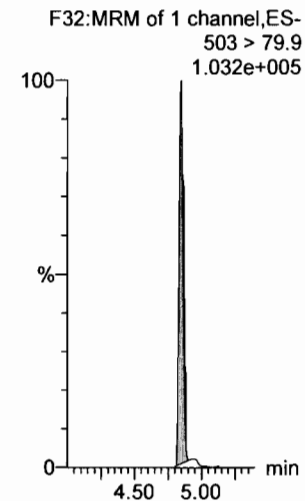
**13C8-PFOA**



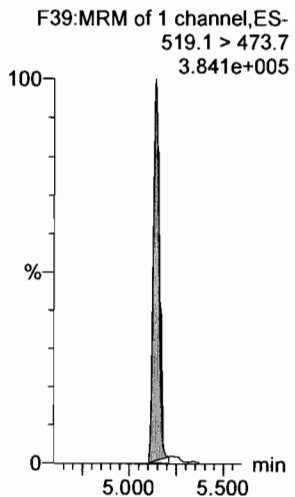
**13C9-PFNA**



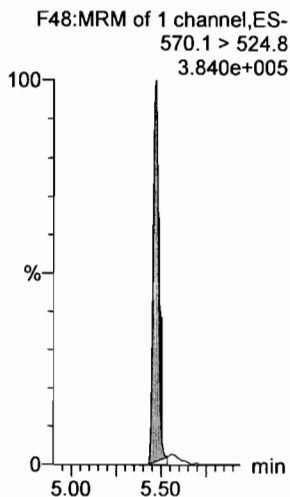
**13C4-PFOS**



**13C6-PFDA**



**13C7-PFUdA**



Dataset: F:\Projects\PFAS.PRO\Results\180301M1\180301M1-CRV.qld

Last Altered: Saturday, March 03, 2018 04:55:45 Pacific Standard Time


Printed: Saturday, March 03, 2018 04:55:51 Pacific Standard Time

Method: F:\Projects\PFAS.PRO\MethDB\PFAS\_FULL\_80C\_022718.mdb 28 Feb 2018 13:19:45

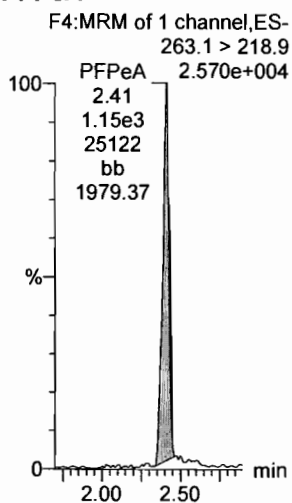
Calibration: 03 Mar 2018 04:55:45

Name: 180301M1\_4, Date: 02-Mar-2018, Time: 01:14:50, ID: ST180301M1-3 PFC CS0 18B2314, Description: PFC CS0 18B2314

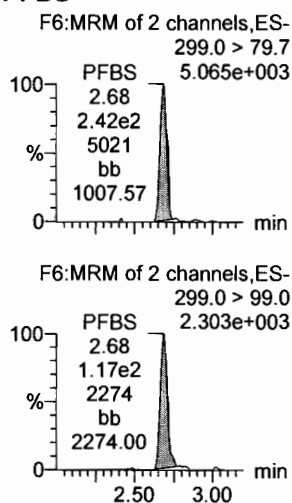
**PFBA**



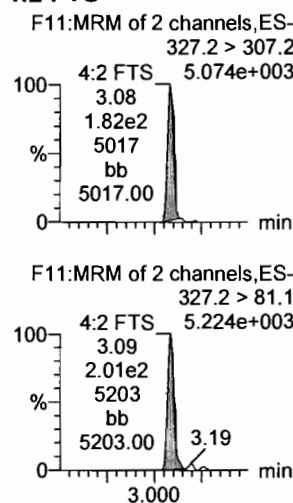
**PFPeA**



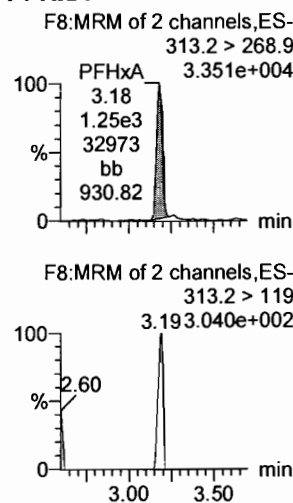
**PFBS**



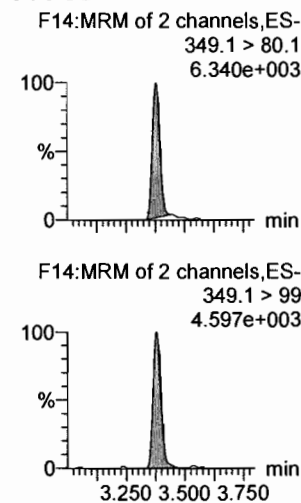
**4:2 FTS**



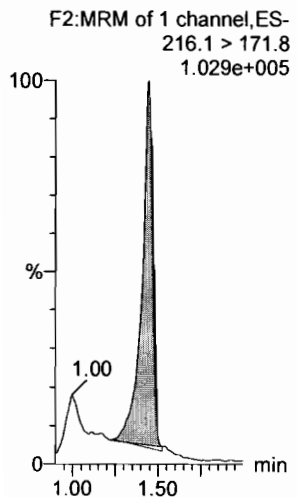
**PFHxA**



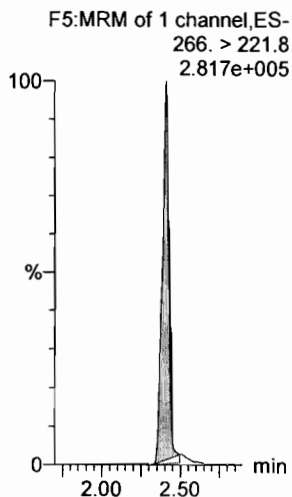
**PFPeS**



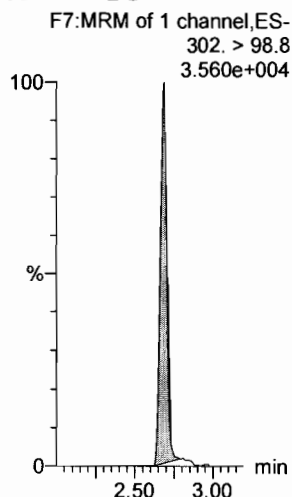
**13C3-PFBA**



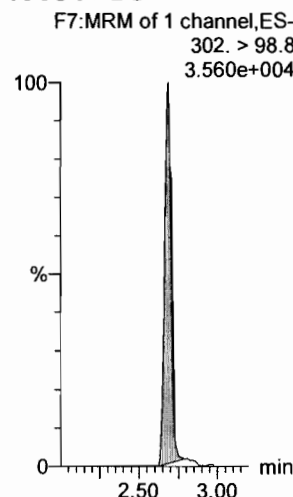
**13C3-PFPeA**



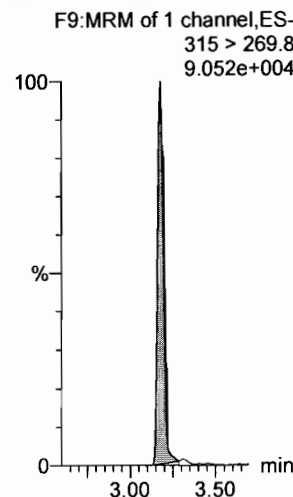
**13C3-PFBS**



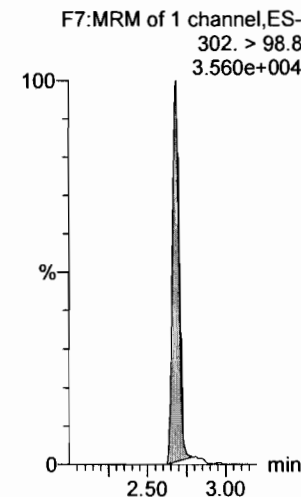
**13C3-PFBS**



**13C2-PFHxA**



**13C3-PFBS**



Dataset: F:\Projects\PFAS.PRO\Results\180301M1\180301M1-CRV.qld

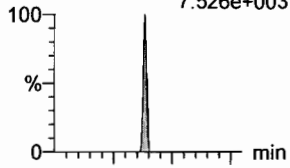
Last Altered: Saturday, March 03, 2018 04:55:45 Pacific Standard Time

Printed: Saturday, March 03, 2018 04:55:51 Pacific Standard Time

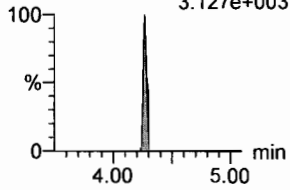
Name: 180301M1\_4, Date: 02-Mar-2018, Time: 01:14:50, ID: ST180301M1-3 PFC CS0 18B2314, Description: PFC CS0 18B2314

6:2 FTS

F23:MRM of 2 channels,ES-  
427.1 > 407  
7.526e+003

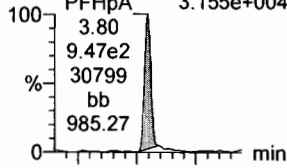


F23:MRM of 2 channels,ES-  
427.1 > 80  
3.127e+003

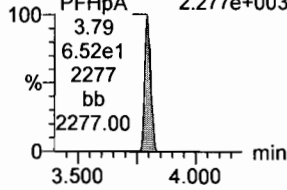


PFHpA

F15:MRM of 2 channels,ES-  
363.0 > 318.9  
3.155e+004

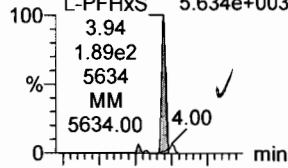


F15:MRM of 2 channels,ES-  
363.0 > 169.0  
2.277e+003

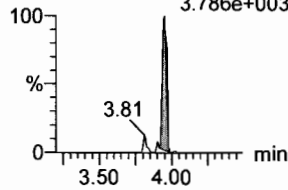


L-PFHxS

F17:MRM of 2 channels,ES-  
398.9 > 79.6  
5.634e+003

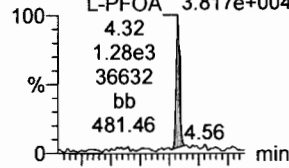


F17:MRM of 2 channels,ES-  
398.9 > 99.0  
3.786e+003

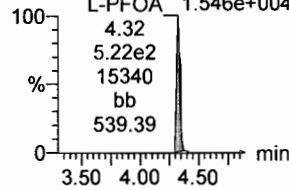


L-PFOA

F20:MRM of 2 channels,ES-  
413 > 368.7  
3.817e+004

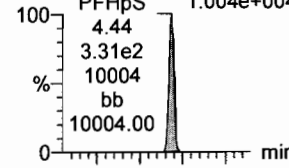


F20:MRM of 2 channels,ES-  
413 > 169  
1.546e+004

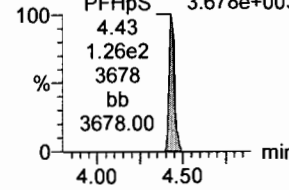


PFHpS

F25:MRM of 2 channels,ES-  
449 > 80.0  
1.004e+004

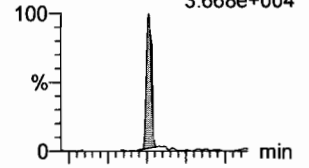


F25:MRM of 2 channels,ES-  
449 > 98.7  
3.678e+003

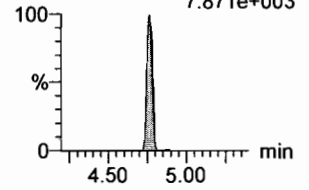


PFNA

F26:MRM of 2 channels,ES-  
463.0 > 418.8  
3.668e+004

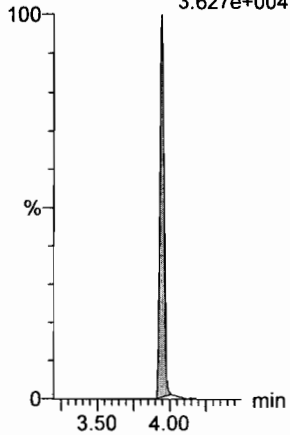


F26:MRM of 2 channels,ES-  
463.0 > 219.0  
7.871e+003



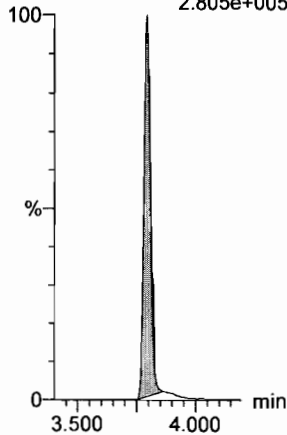
18O2-PFHxS

F19:MRM of 1 channel,ES-  
403.0 > 102.6  
3.627e+004



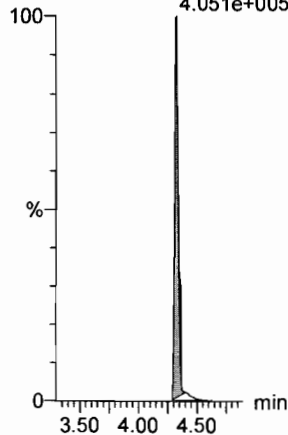
13C4-PFHpA

F16:MRM of 1 channel,ES-  
367.2 > 321.8  
2.805e+005



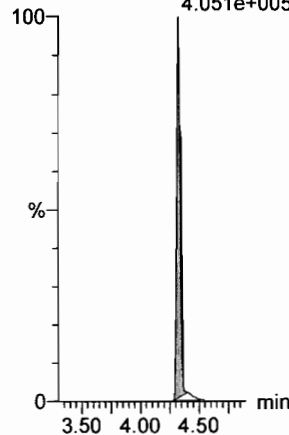
13C2-PFOA

F21:MRM of 1 channel,ES-  
414.9 > 369.7  
4.051e+005



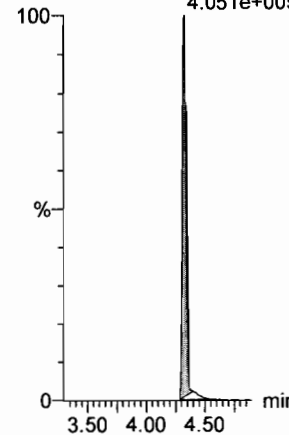
13C2-PFOA

F21:MRM of 1 channel,ES-  
414.9 > 369.7  
4.051e+005



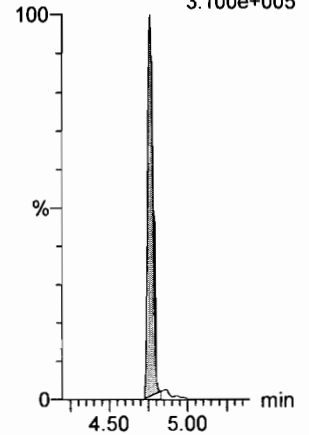
13C2-PFOA

F21:MRM of 1 channel,ES-  
414.9 > 369.7  
4.051e+005



13C5-PFNA

F27:MRM of 1 channel,ES-  
468.2 > 422.9  
3.100e+005



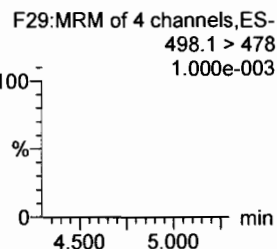
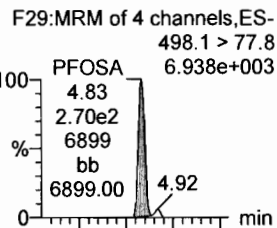
Dataset: F:\Projects\PFAS.PRO\Results\180301M1\180301M1-CRV.qld

Last Altered: Saturday, March 03, 2018 04:55:45 Pacific Standard Time

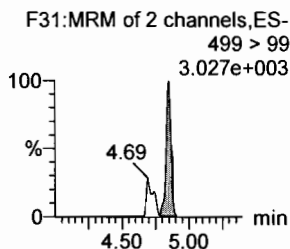
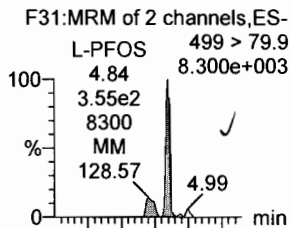
Printed: Saturday, March 03, 2018 04:55:51 Pacific Standard Time

Name: 180301M1\_4, Date: 02-Mar-2018, Time: 01:14:50, ID: ST180301M1-3 PFC CS0 18B2314, Description: PFC CS0 18B2314

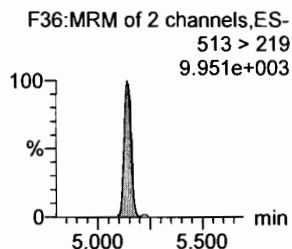
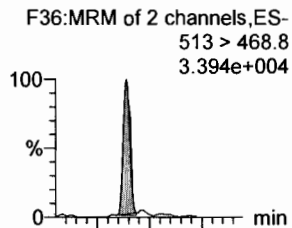
**PFOSA**



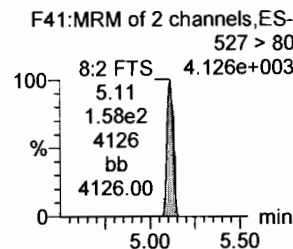
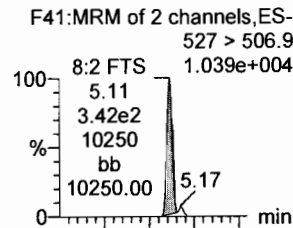
**L-PFOS**



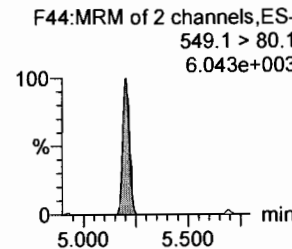
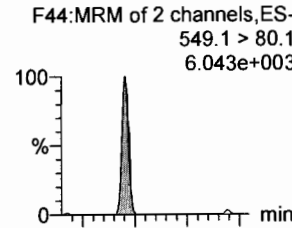
**PFDA**



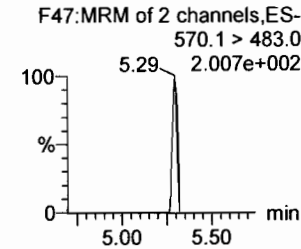
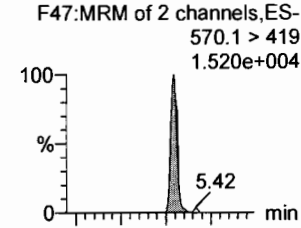
**8:2 FTS**



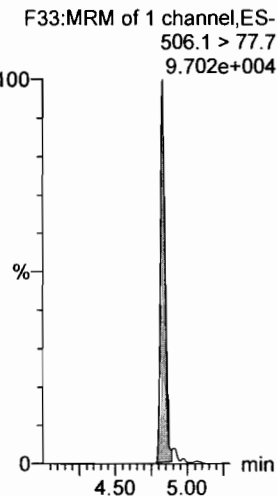
**PFNS**



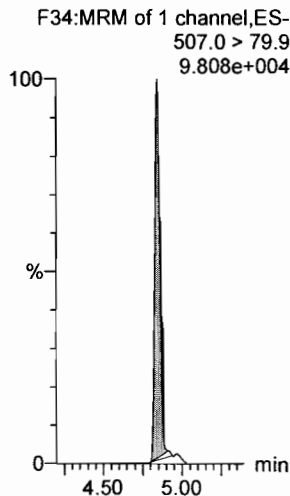
**N-MeFOSAA**



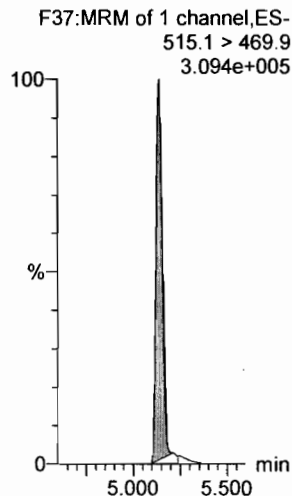
**13C8-PFOSA**



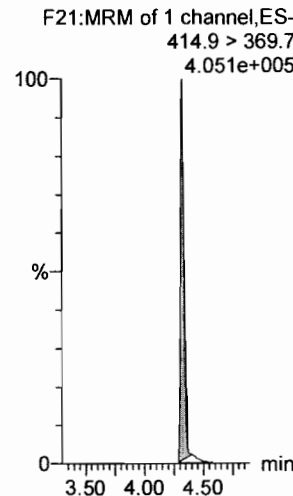
**13C8-PFOS**



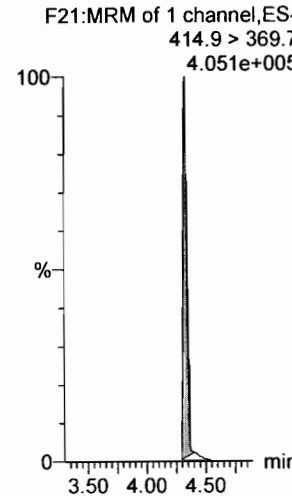
**13C2-PFDA**



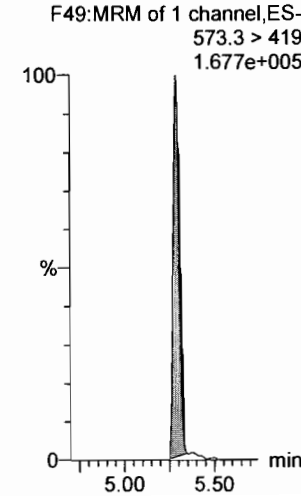
**13C2-PFOA**



**13C2-PFOA**



**d3-N-MeFOSAA**

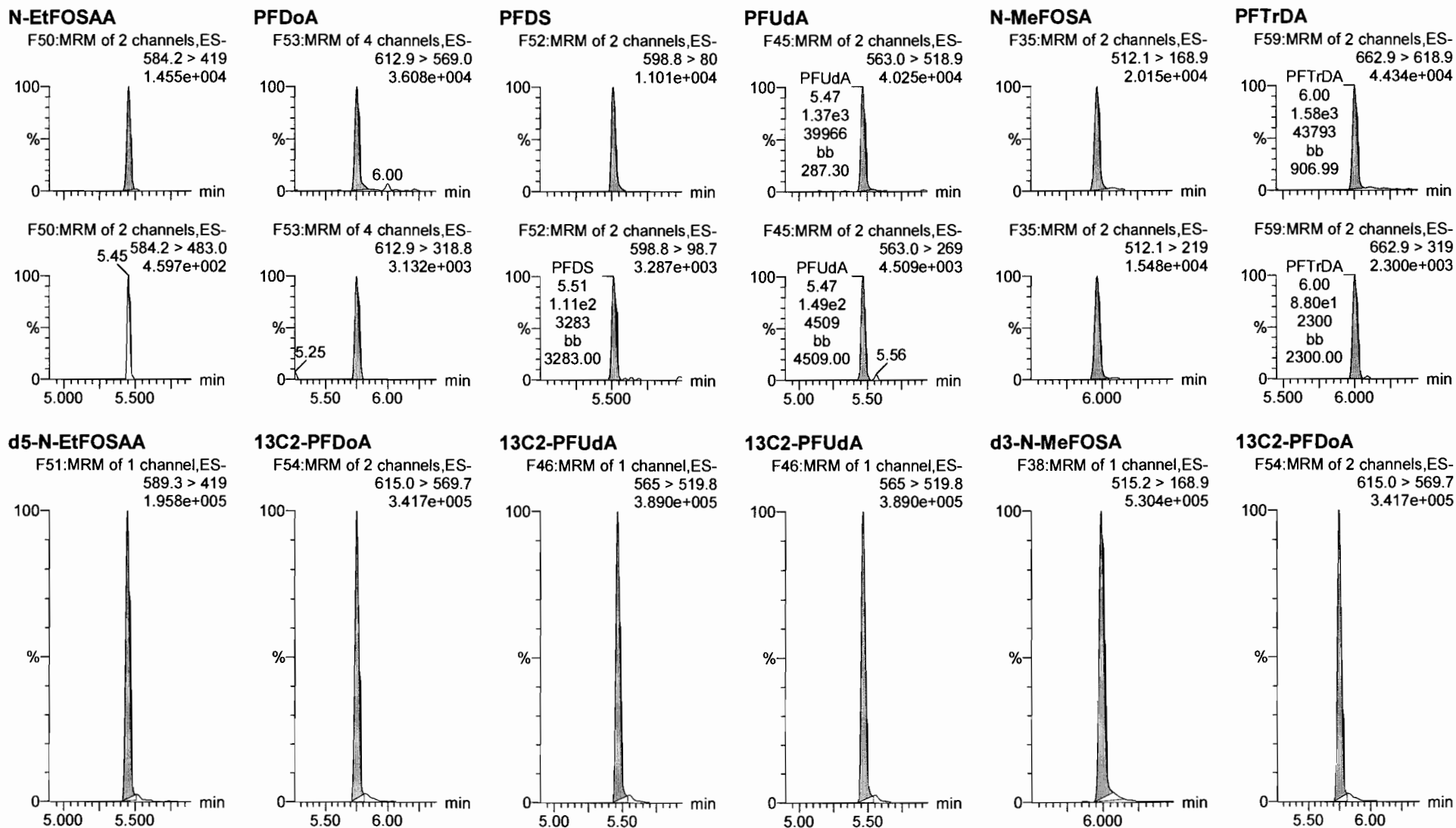


Dataset: F:\Projects\PFAS.PRO\Results\180301M1\180301M1-CRV.qld

Last Altered: Saturday, March 03, 2018 04:55:45 Pacific Standard Time

Printed: Saturday, March 03, 2018 04:55:51 Pacific Standard Time

Name: 180301M1\_4, Date: 02-Mar-2018, Time: 01:14:50, ID: ST180301M1-3 PFC CS0 18B2314, Description: PFC CS0 18B2314



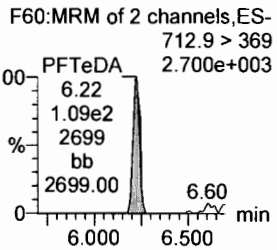
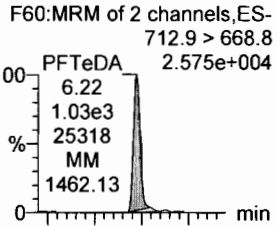
Dataset: F:\Projects\PFAS.PRO\Results\180301M1\180301M1-CRV.qld

Last Altered: Saturday, March 03, 2018 04:55:45 Pacific Standard Time

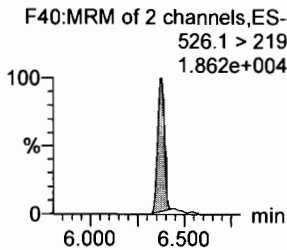
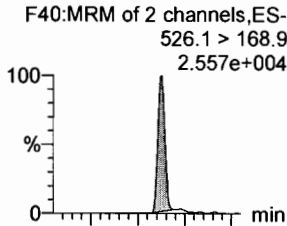
Printed: Saturday, March 03, 2018 04:55:51 Pacific Standard Time

Name: 180301M1\_4, Date: 02-Mar-2018, Time: 01:14:50, ID: ST180301M1-3 PFC CS0 18B2314, Description: PFC CS0 18B2314

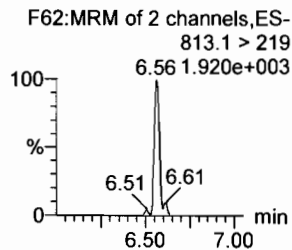
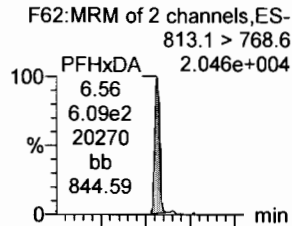
**PFTeDA**



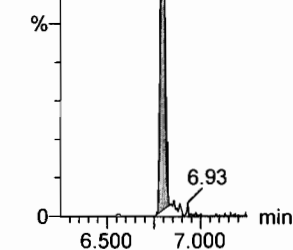
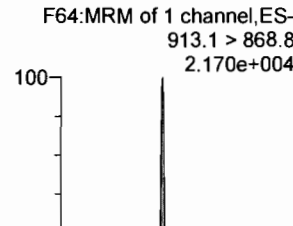
**N-EtFOSA**



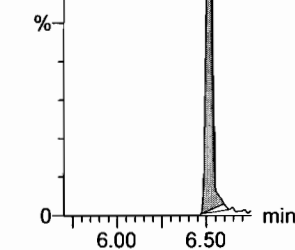
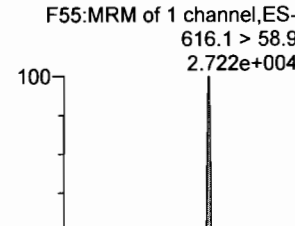
**PFHxDA**



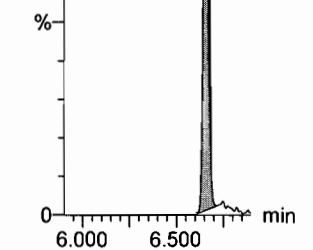
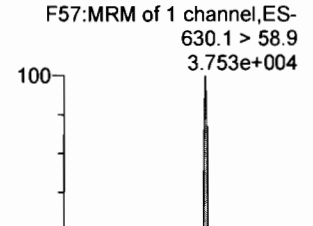
**PFODA**



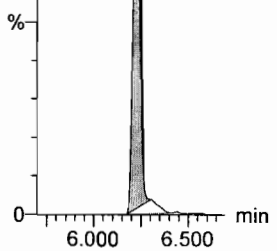
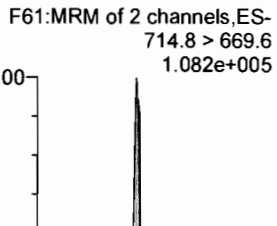
**N-MeFOSE**



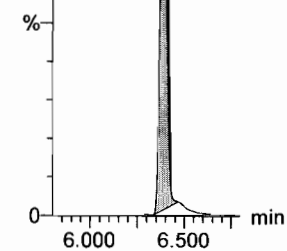
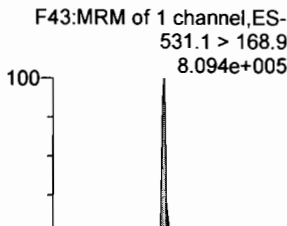
**N-EtFOSE**



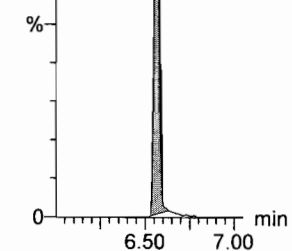
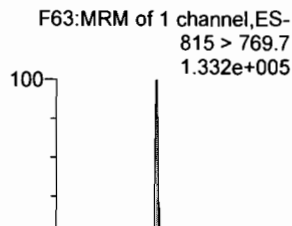
**13C2-PFTeDA**



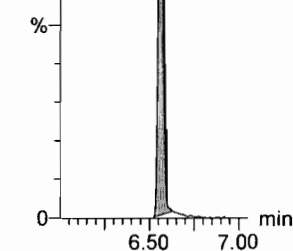
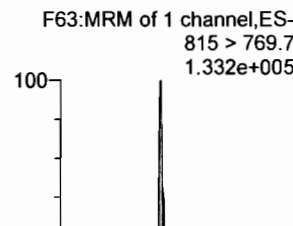
**d5-N-ETFOSA**



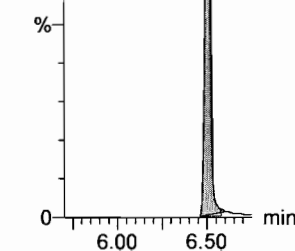
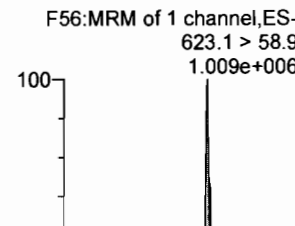
**13C2-PFHxDA**



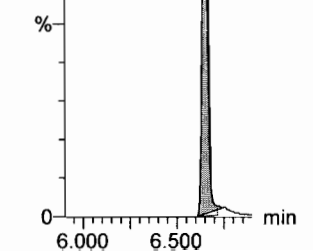
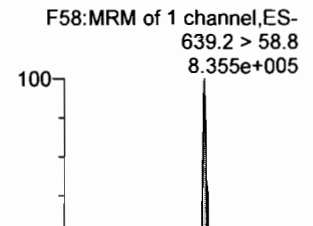
**13C2-PFODA**



**d7-N-MeFOSE**



**d9-N-EtFOSE**



Dataset: F:\Projects\PFAS.PRO\Results\180301M1\180301M1-CRV.qld

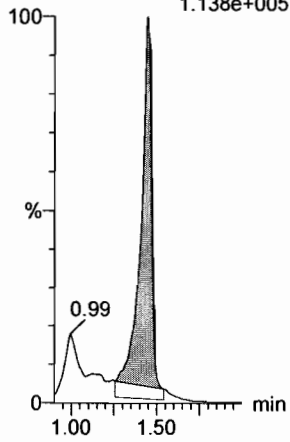
Last Altered: Saturday, March 03, 2018 04:55:45 Pacific Standard Time

Printed: Saturday, March 03, 2018 04:55:51 Pacific Standard Time

Name: 180301M1\_4, Date: 02-Mar-2018, Time: 01:14:50, ID: ST180301M1-3 PFC CS0 18B2314, Description: PFC CS0 18B2314

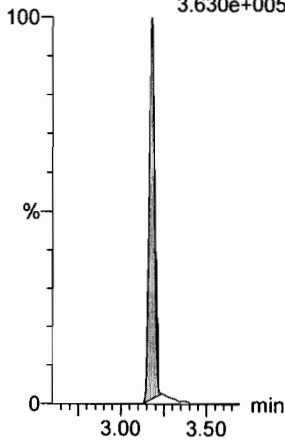
**13C4-PFBA**

F3:MRM of 1 channel,ES-  
217. > 171.8  
1.138e+005



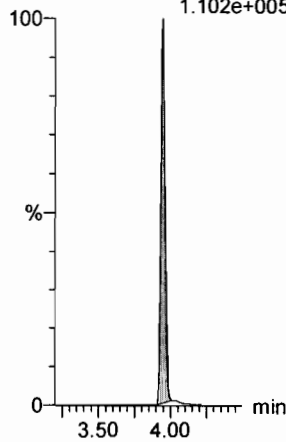
**13C5-PFHxA**

F10:MRM of 1 channel,ES-  
318 > 272.9  
3.630e+005



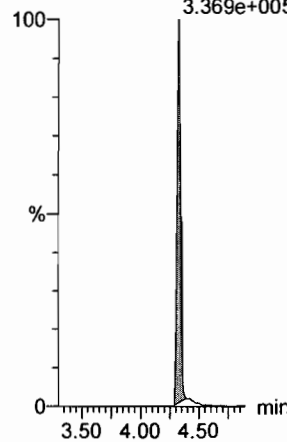
**13C3-PFHxS**

F18:MRM of 1 channel,ES-  
401.9 > 79.9  
1.102e+005



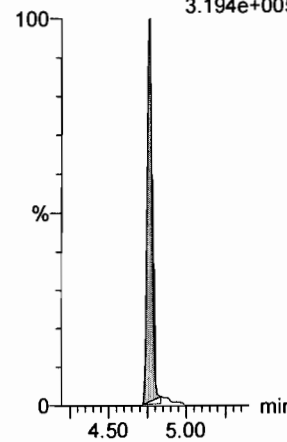
**13C8-PFOA**

F22:MRM of 1 channel,ES-  
421.3 > 376  
3.369e+005



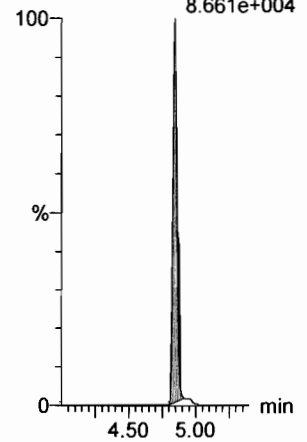
**13C9-PFNA**

F28:MRM of 1 channel,ES-  
472.2 > 426.9  
3.194e+005



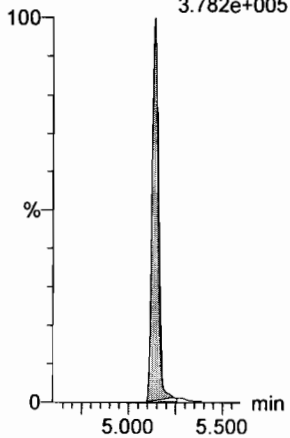
**13C4-PFOS**

F32:MRM of 1 channel,ES-  
503 > 79.9  
8.661e+004



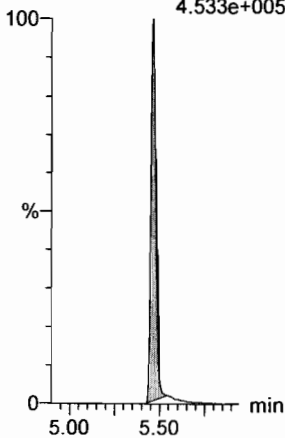
**13C6-PFDA**

F39:MRM of 1 channel,ES-  
519.1 > 473.7  
3.782e+005



**13C7-PFUDa**

F48:MRM of 1 channel,ES-  
570.1 > 524.8  
4.533e+005



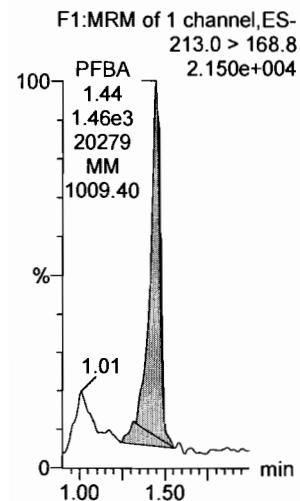
Dataset: F:\Projects\PFAS.PRO\Results\180301M1\180301M1-CRV.qld

Last Altered: Saturday, March 03, 2018 04:46:56 Pacific Standard Time

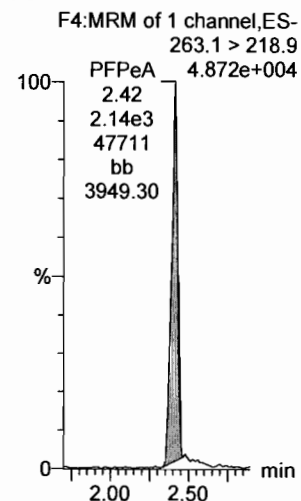
Printed: Saturday, March 03, 2018 04:47:38 Pacific Standard Time

Name: 180301M1\_5, Date: 02-Mar-2018, Time: 01:26:16, ID: ST180301M1-4 PFC CS1 18B2315, Description: PFC CS1 18B2315

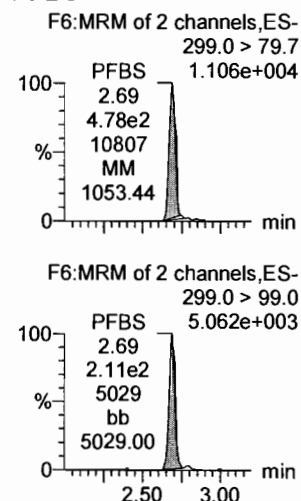
**PFBA**



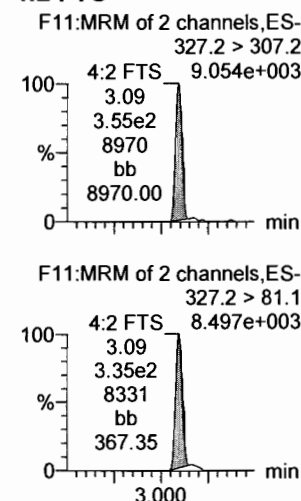
**PFPeA**



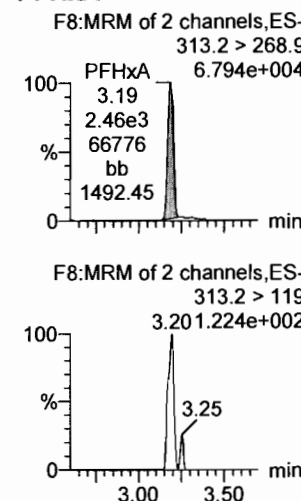
**PFBS**



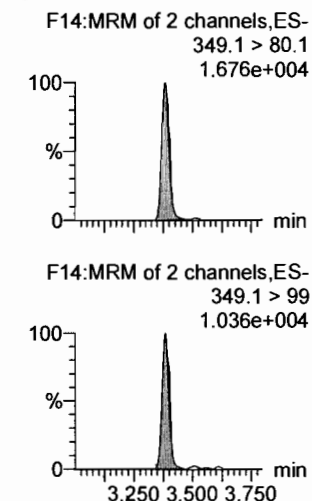
**4:2 FTS**



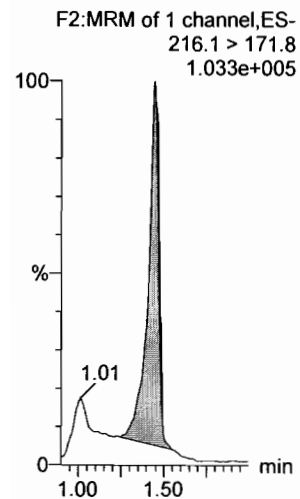
**PFHxA**



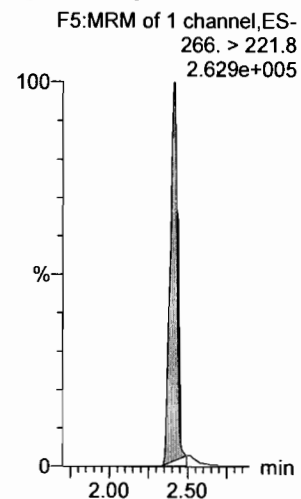
**PFPeS**



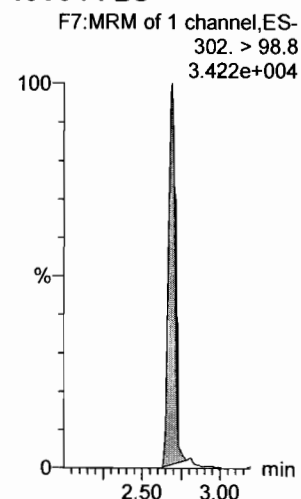
**13C3-PFBA**



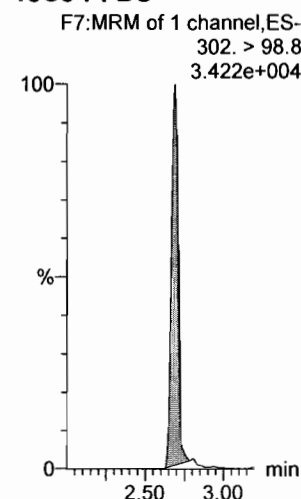
**13C3-PFPeA**



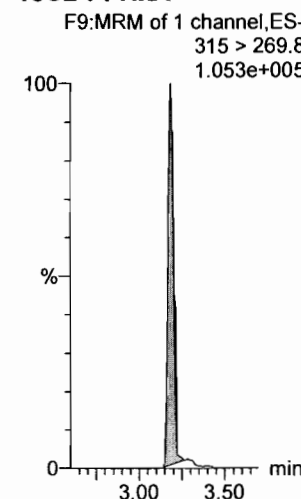
**13C3-PFBS**



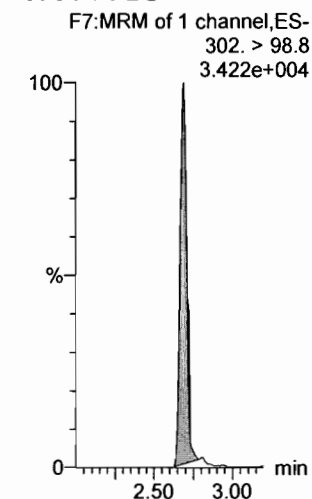
**13C3-PFBS**



**13C2-PFHxA**



**13C3-PFBS**





Dataset: F:\Projects\PFAS.PRO\Results\180301M1\180301M1-CRV.qld

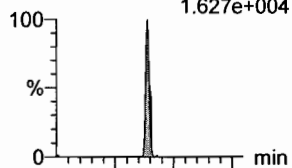
Last Altered: Saturday, March 03, 2018 04:46:56 Pacific Standard Time

Printed: Saturday, March 03, 2018 04:47:38 Pacific Standard Time

Name: 180301M1\_5, Date: 02-Mar-2018, Time: 01:26:16, ID: ST180301M1-4 PFC CS1 18B2315, Description: PFC CS1 18B2315

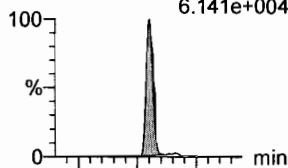
6:2 FTS

F23:MRM of 2 channels,ES-  
427.1 > 407  
1.627e+004



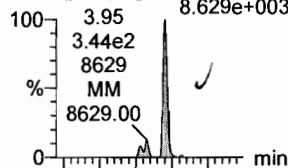
PFHxPA

F15:MRM of 2 channels,ES-  
363.0 > 318.9  
6.141e+004



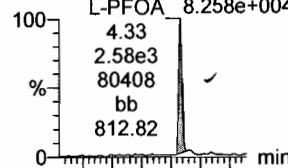
L-PFHxS

F17:MRM of 2 channels,ES-  
398.9 > 79.6  
8.629e+003



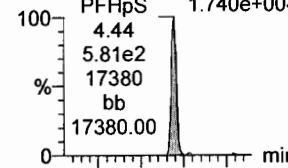
L-PFOA

F20:MRM of 2 channels,ES-  
413 > 368.7  
8.258e+004



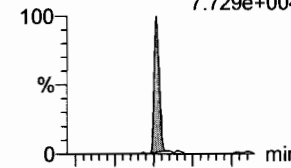
PFHpS

F25:MRM of 2 channels,ES-  
449 > 80.0  
1.740e+004

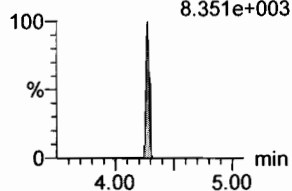


PFNA

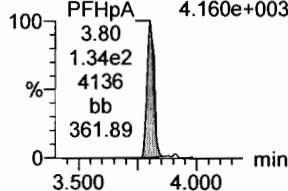
F26:MRM of 2 channels,ES-  
463.0 > 418.8  
7.729e+004



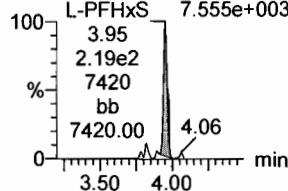
F23:MRM of 2 channels,ES-  
427.1 > 80  
8.351e+003



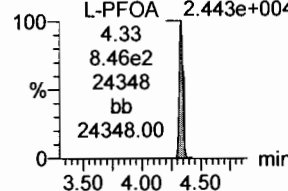
F15:MRM of 2 channels,ES-  
363.0 > 169.0  
4.160e+003



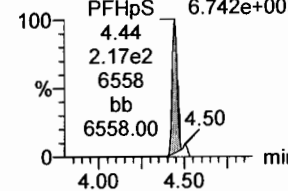
F17:MRM of 2 channels,ES-  
398.9 > 99.0  
7.555e+003



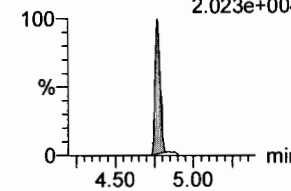
F20:MRM of 2 channels,ES-  
413 > 169  
2.443e+004



F25:MRM of 2 channels,ES-  
449 > 98.7  
6.742e+003

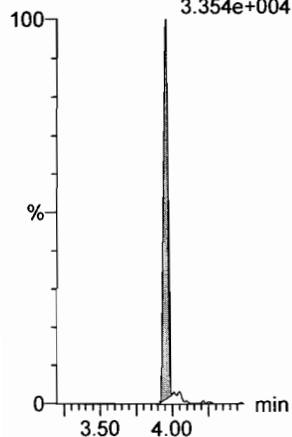


F26:MRM of 2 channels,ES-  
463.0 > 219.0  
2.023e+004



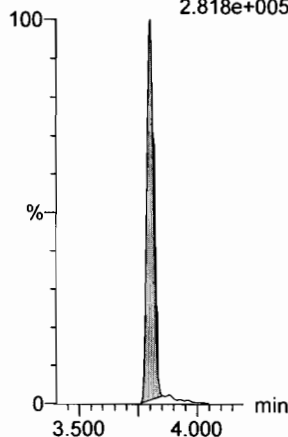
18O2-PFHxS

F19:MRM of 1 channel,ES-  
403.0 > 102.6  
3.354e+004



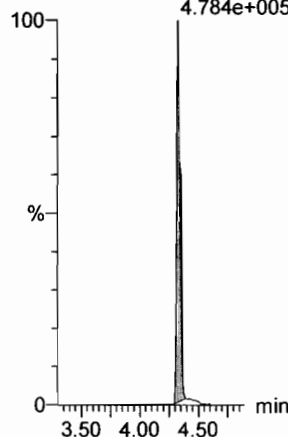
13C4-PFHxPA

F16:MRM of 1 channel,ES-  
367.2 > 321.8  
2.818e+005



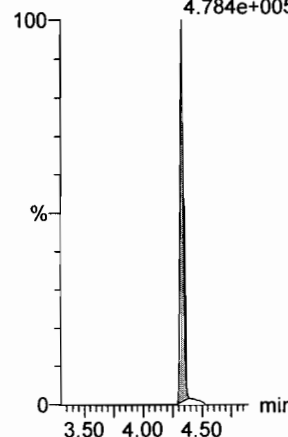
13C2-PFOA

F21:MRM of 1 channel,ES-  
414.9 > 369.7  
4.784e+005



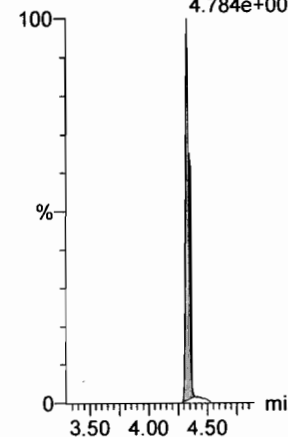
13C2-PFOA

F21:MRM of 1 channel,ES-  
414.9 > 369.7  
4.784e+005



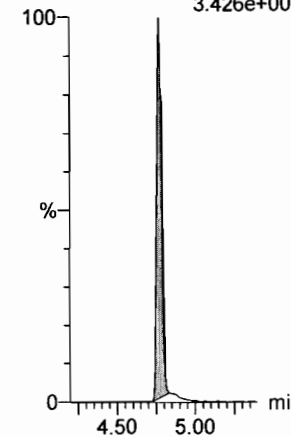
13C2-PFOA

F21:MRM of 1 channel,ES-  
414.9 > 369.7  
4.784e+005



13C5-PFNA

F27:MRM of 1 channel,ES-  
468.2 > 422.9  
3.426e+005



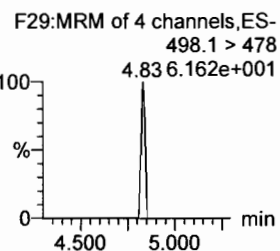
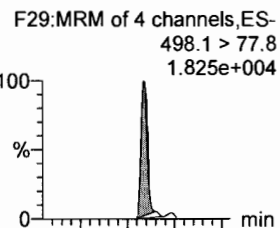
Dataset: F:\Projects\PFAS.PRO\Results\180301M1\180301M1-CRV.qld

Last Altered: Saturday, March 03, 2018 04:46:56 Pacific Standard Time

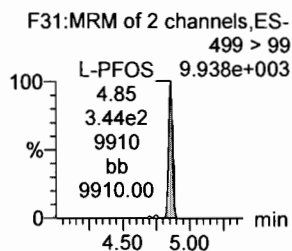
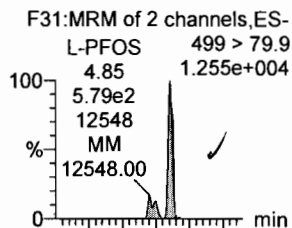
Printed: Saturday, March 03, 2018 04:47:38 Pacific Standard Time

Name: 180301M1\_5, Date: 02-Mar-2018, Time: 01:26:16, ID: ST180301M1-4 PFC CS1 18B2315, Description: PFC CS1 18B2315

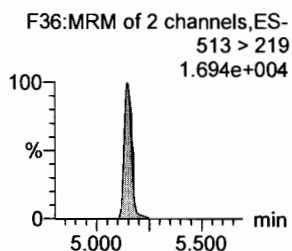
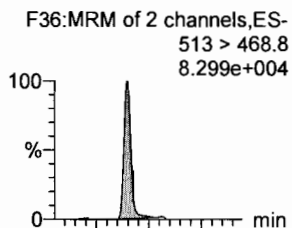
**PFOSA**



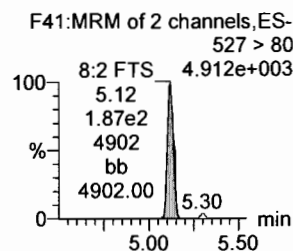
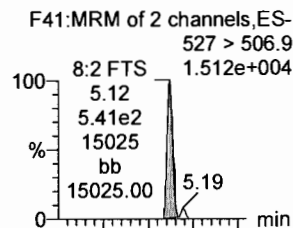
**L-PFOS**



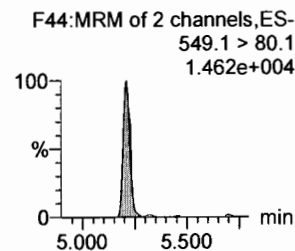
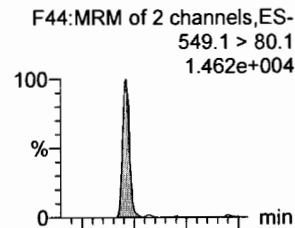
**PFDA**



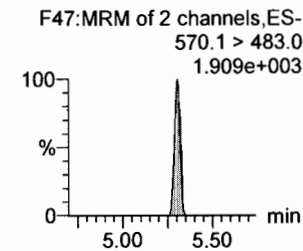
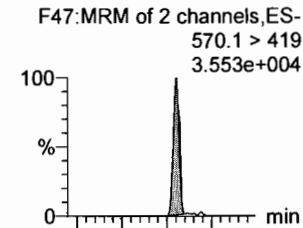
**8:2 FTS**



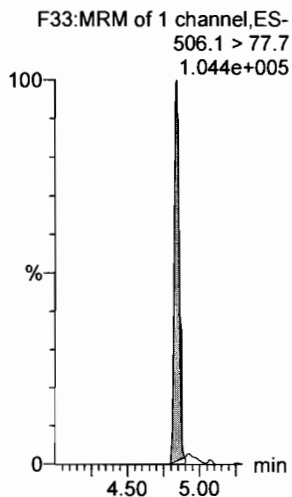
**PFNS**



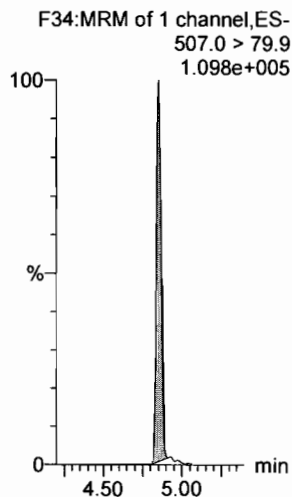
**N-MeFOSAA**



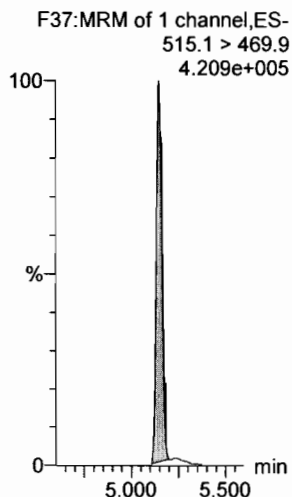
**13C8-PFOSA**



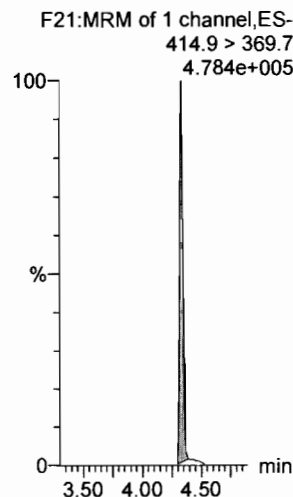
**13C8-PFOS**



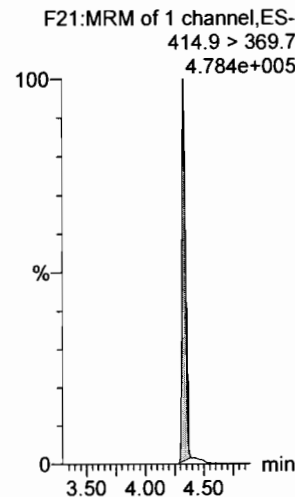
**13C2-PFDA**



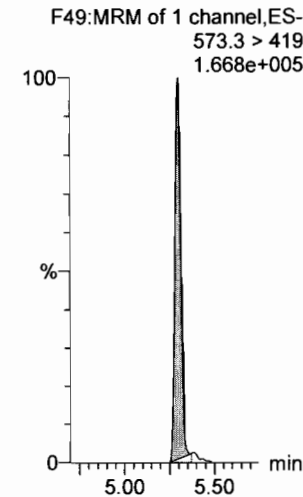
**13C2-PFOA**



**13C2-PFOA**



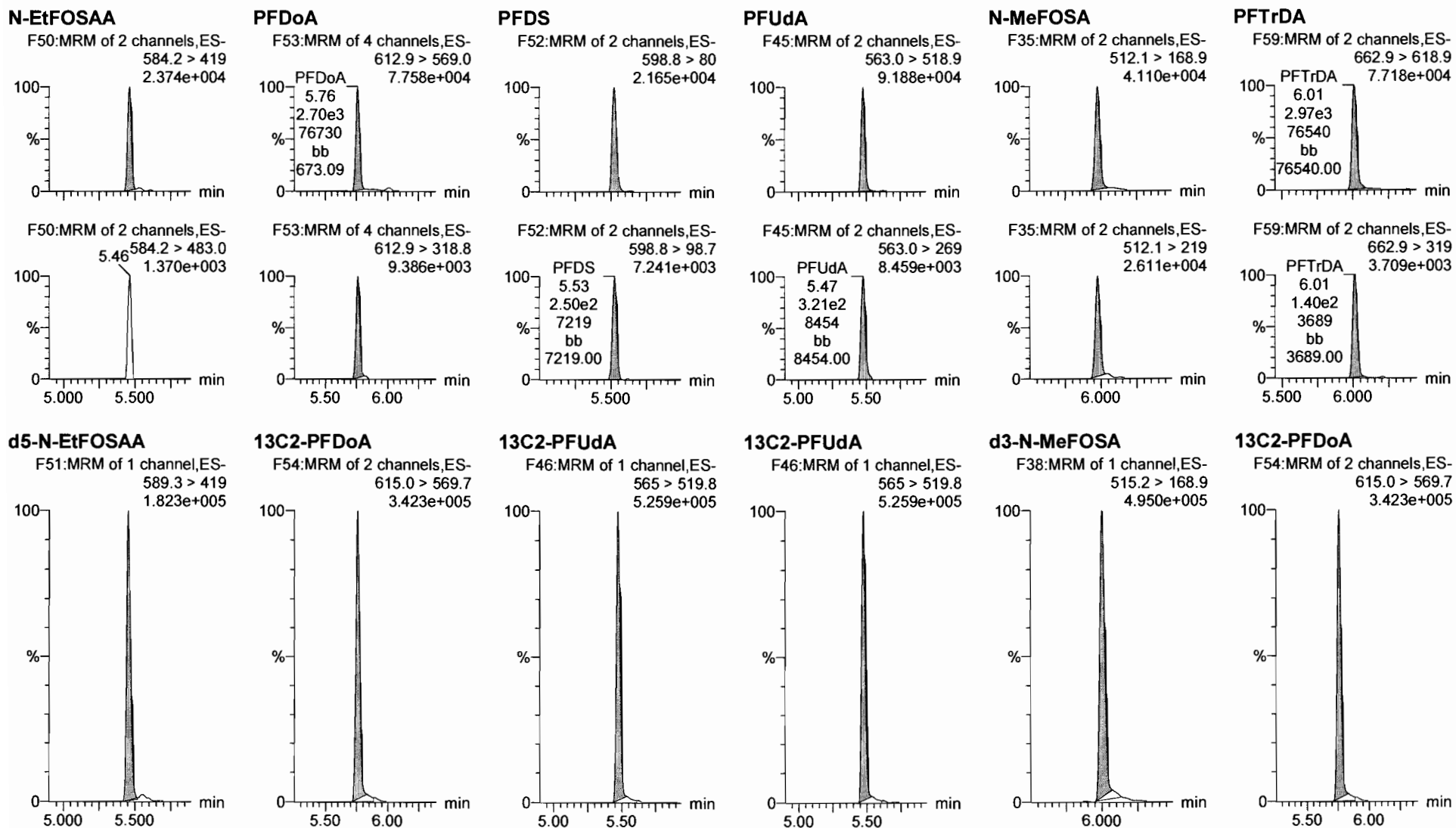
**d3-N-MeFOSAA**



Dataset: F:\Projects\PFAS.PRO\Results\180301M1\180301M1-CRV.qld

Last Altered: Saturday, March 03, 2018 04:46:56 Pacific Standard Time  
Printed: Saturday, March 03, 2018 04:47:38 Pacific Standard Time

Name: 180301M1\_5, Date: 02-Mar-2018, Time: 01:26:16, ID: ST180301M1-4 PFC CS1 18B2315, Description: PFC CS1 18B2315

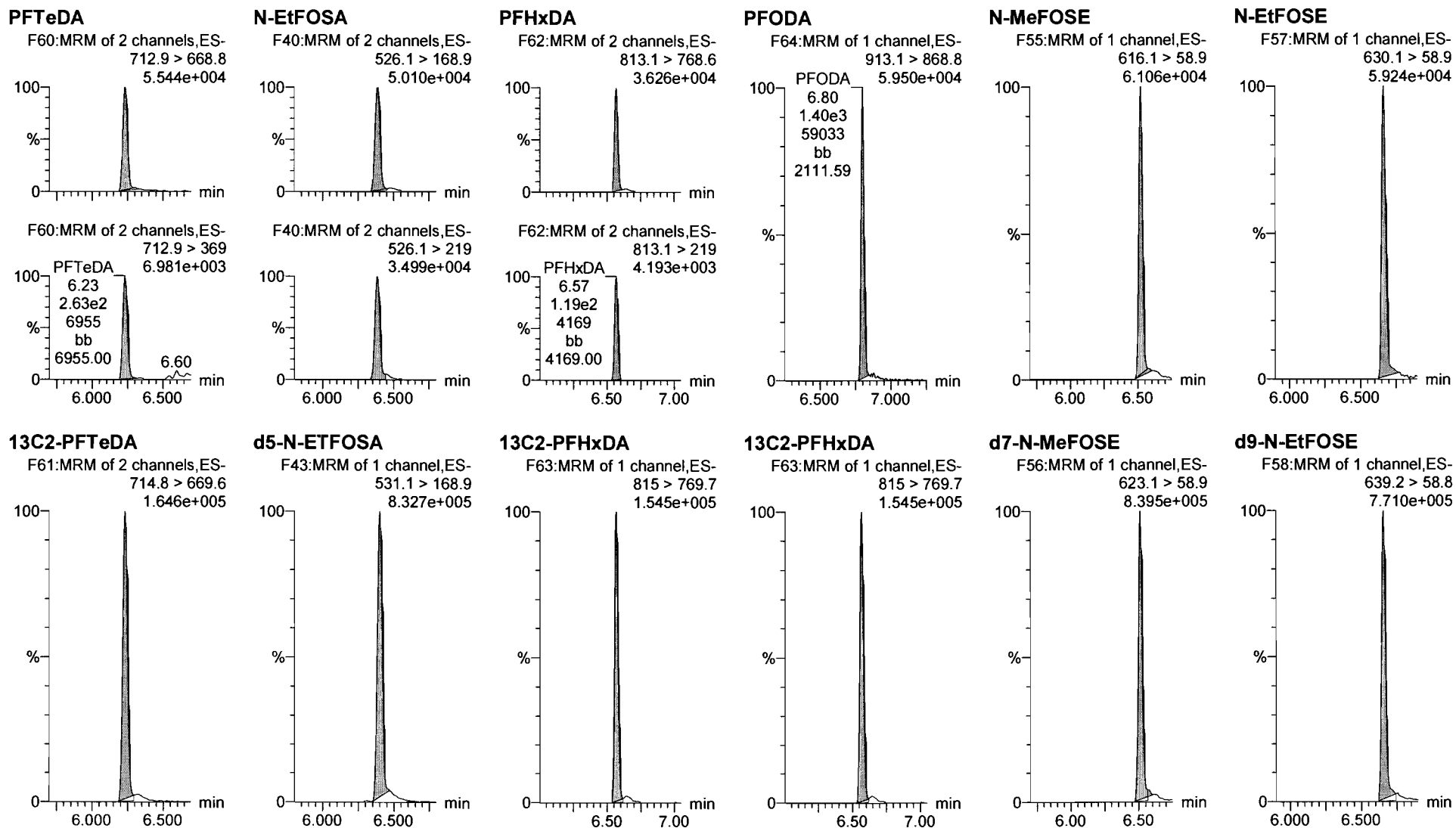


Dataset: F:\Projects\PFAS.PRO\Results\180301M1\180301M1-CRV.qld

Last Altered: Saturday, March 03, 2018 04:46:56 Pacific Standard Time

Printed: Saturday, March 03, 2018 04:47:38 Pacific Standard Time

Name: 180301M1\_5, Date: 02-Mar-2018, Time: 01:26:16, ID: ST180301M1-4 PFC CS1 18B2315, Description: PFC CS1 18B2315



Dataset: F:\Projects\PFAS.PRO\Results\180301M1\180301M1-CRV.qld

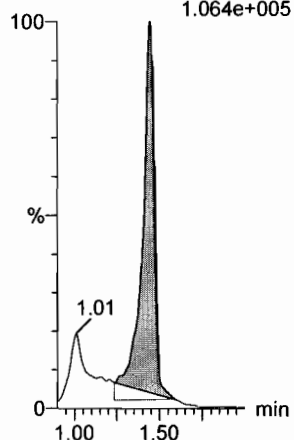
Last Altered: Saturday, March 03, 2018 04:46:56 Pacific Standard Time

Printed: Saturday, March 03, 2018 04:47:38 Pacific Standard Time

Name: 180301M1\_5, Date: 02-Mar-2018, Time: 01:26:16, ID: ST180301M1-4 PFC CS1 18B2315, Description: PFC CS1 18B2315

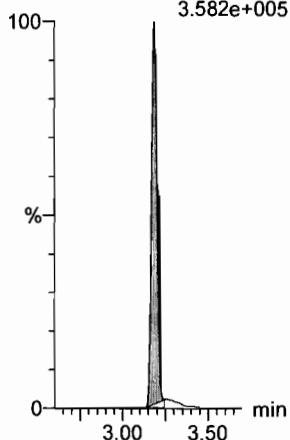
**13C4-PFBA**

F3:MRM of 1 channel,ES-  
217. > 171.8  
1.064e+005



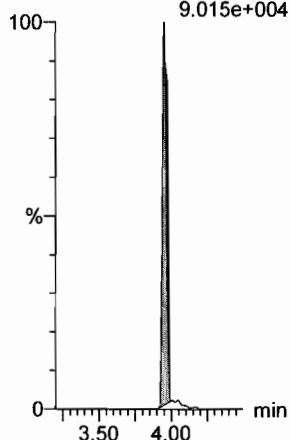
**13C5-PFHxA**

F10:MRM of 1 channel,ES-  
318 > 272.9  
3.582e+005




**13C3-PFHxS**

F18:MRM of 1 channel,ES-  
401.9 > 79.9  
9.015e+004



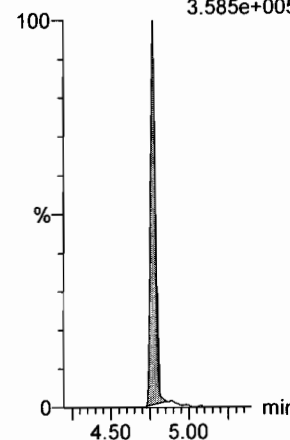
**13C8-PFOA**

F22:MRM of 1 channel,ES-  
421.3 > 376  
3.487e+005



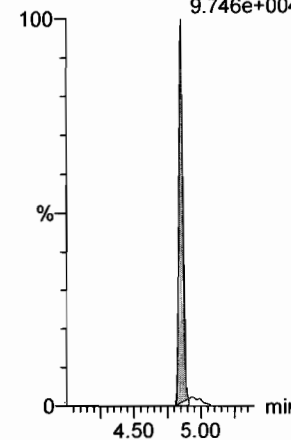
**13C9-PFNA**

F28:MRM of 1 channel,ES-  
472.2 > 426.9  
3.585e+005



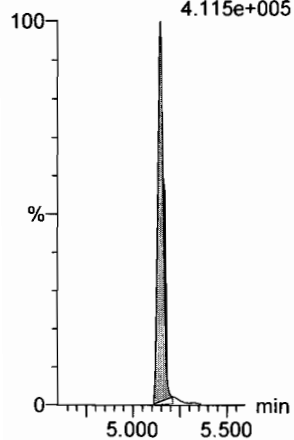
**13C4-PFOS**

F32:MRM of 1 channel,ES-  
503 > 79.9  
9.746e+004



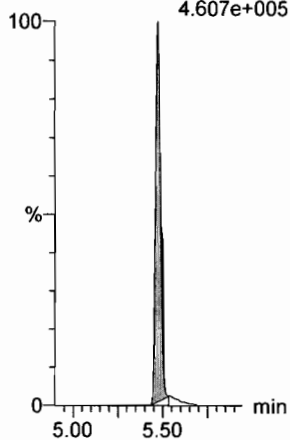
**13C6-PFDA**

F39:MRM of 1 channel,ES-  
519.1 > 473.7  
4.115e+005



**13C7-PFUdA**

F48:MRM of 1 channel,ES-  
570.1 > 524.8  
4.607e+005



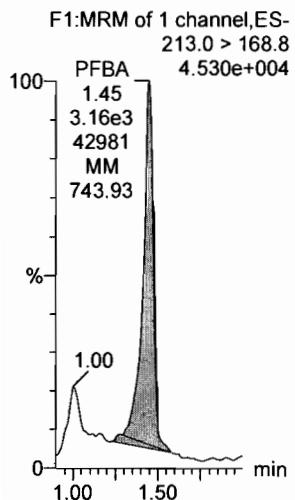
Dataset: F:\Projects\PFAS.PRO\Results\180301M1\180301M1-CRV.qld

Last Altered: Saturday, March 03, 2018 04:46:56 Pacific Standard Time

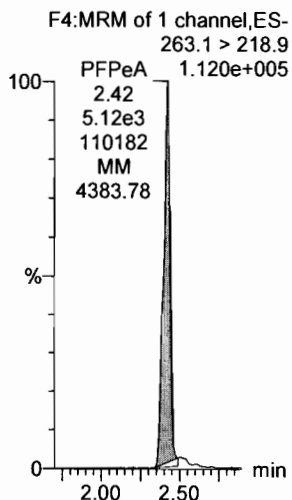
Printed: Saturday, March 03, 2018 04:47:38 Pacific Standard Time

Name: 180301M1\_6, Date: 02-Mar-2018, Time: 01:37:43, ID: ST180301M1-5 PFC CS2 18B2316, Description: PFC CS2 18B2316

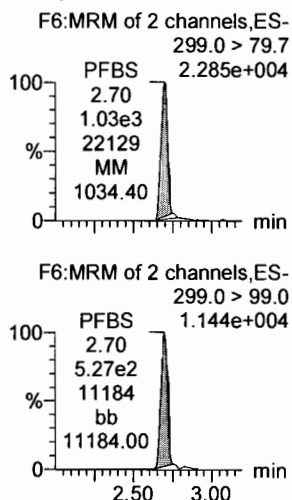
**PFBA**



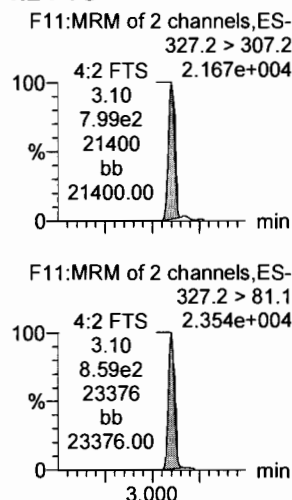
**PFPeA**



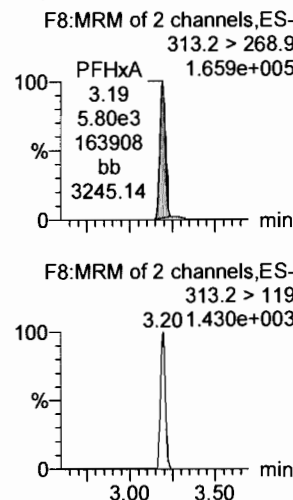
**PFBS**



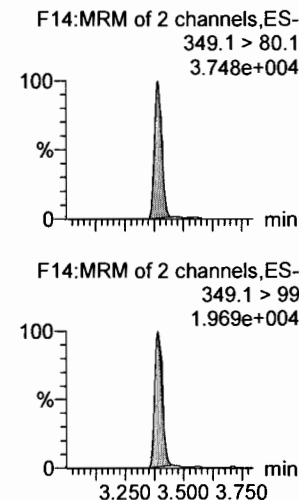
**4:2 FTS**



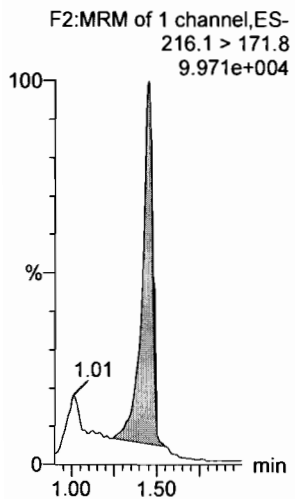
**PFHxA**



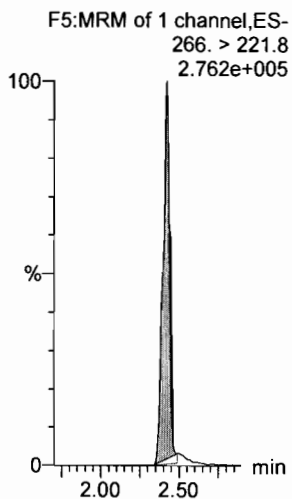
**PFPeS**



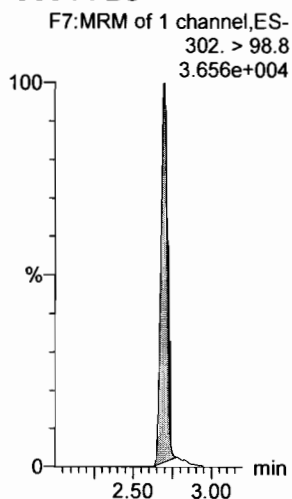
**13C3-PFBA**



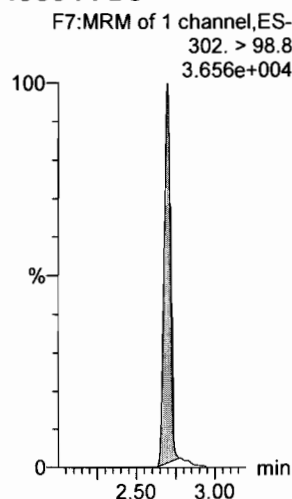
**13C3-PFPeA**



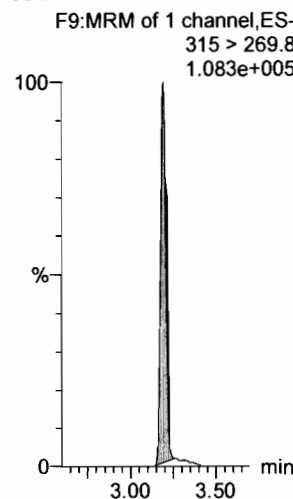
**13C3-PFBS**



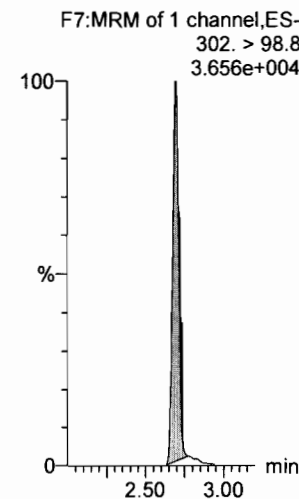
**13C3-PFBS**



**13C2-PFHxA**



**13C3-PFBS**



Dataset: F:\Projects\PFAS.PRO\Results\180301M1\180301M1-CRV.qld

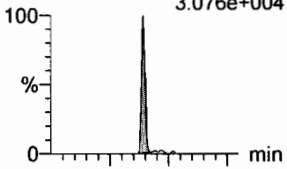
Last Altered: Saturday, March 03, 2018 04:46:56 Pacific Standard Time

Printed: Saturday, March 03, 2018 04:47:38 Pacific Standard Time

Name: 180301M1\_6, Date: 02-Mar-2018, Time: 01:37:43, ID: ST180301M1-5 PFC CS2 18B2316, Description: PFC CS2 18B2316

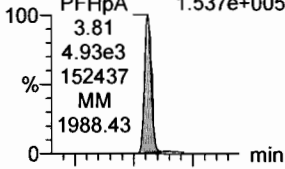
6:2 FTS

F23:MRM of 2 channels,ES-  
427.1 > 407  
3.076e+004



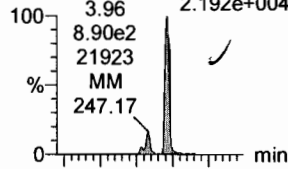
PFHpA

F15:MRM of 2 channels,ES-  
363.0 > 318.9  
1.537e+005



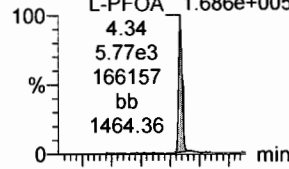
L-PFHxS

F17:MRM of 2 channels,ES-  
L-PFHxS 398.9 > 79.6  
2.192e+004



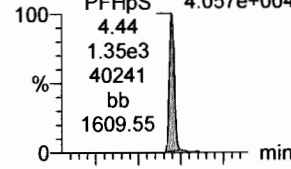
L-PFOA

F20:MRM of 2 channels,ES-  
413 > 368.7  
1.686e+005



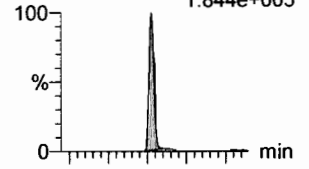
PFHpS

F25:MRM of 2 channels,ES-  
449 > 80.0  
4.057e+004

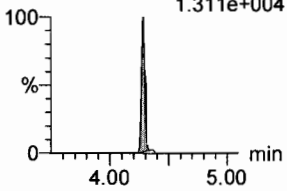


PFNA

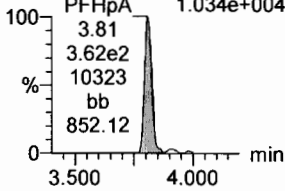
F26:MRM of 2 channels,ES-  
463.0 > 418.8  
1.844e+005



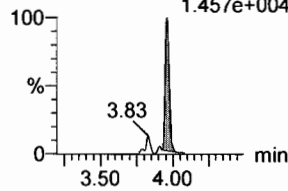
F23:MRM of 2 channels,ES-  
427.1 > 80  
1.311e+004



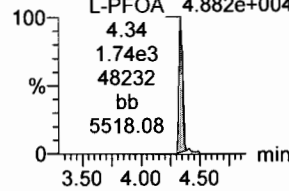
F15:MRM of 2 channels,ES-  
363.0 > 169.0  
1.034e+004



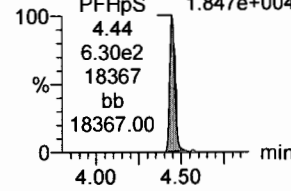
F17:MRM of 2 channels,ES-  
398.9 > 99.0  
1.457e+004



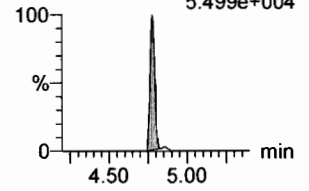
F20:MRM of 2 channels,ES-  
413 > 169  
4.882e+004



F25:MRM of 2 channels,ES-  
449 > 98.7  
1.847e+004

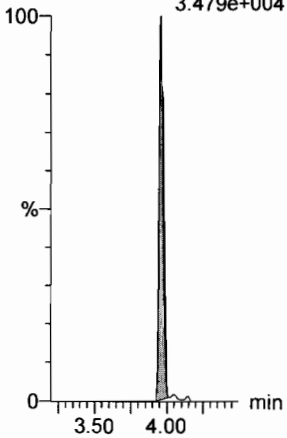


F26:MRM of 2 channels,ES-  
463.0 > 219.0  
5.499e+004



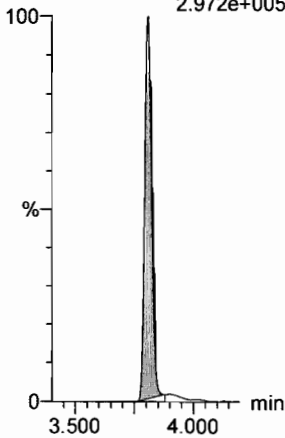
18O2-PFHxS

F19:MRM of 1 channel,ES-  
403.0 > 102.6  
3.479e+004



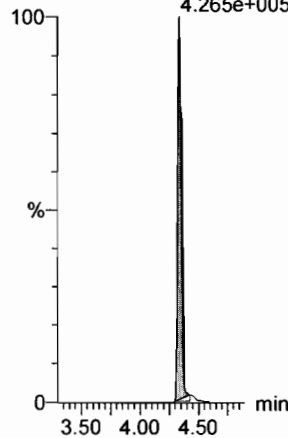
13C4-PFHpA

F16:MRM of 1 channel,ES-  
367.2 > 321.8  
2.972e+005



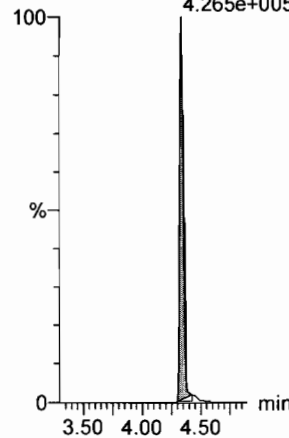
13C2-PFOA

F21:MRM of 1 channel,ES-  
414.9 > 369.7  
4.265e+005



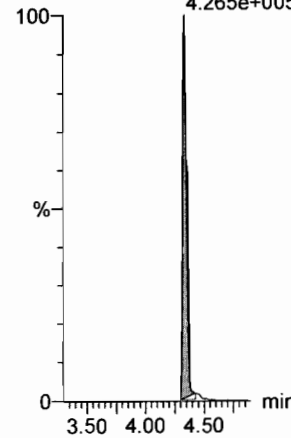
13C2-PFOA

F21:MRM of 1 channel,ES-  
414.9 > 369.7  
4.265e+005



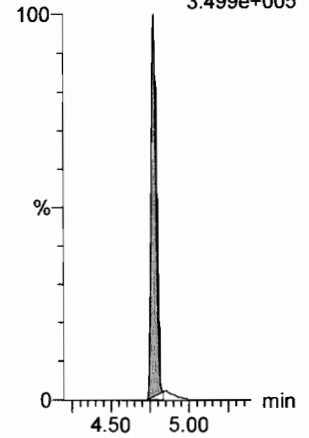
13C2-PFOA

F21:MRM of 1 channel,ES-  
414.9 > 369.7  
4.265e+005



13C5-PFNA

F27:MRM of 1 channel,ES-  
468.2 > 422.9  
3.499e+005



Dataset: F:\Projects\PFAS.PRO\Results\180301M1\180301M1-CRV.qld

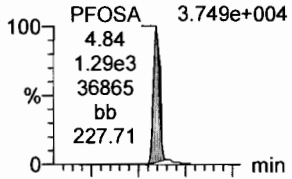
Last Altered: Saturday, March 03, 2018 04:46:56 Pacific Standard Time

Printed: Saturday, March 03, 2018 04:47:38 Pacific Standard Time

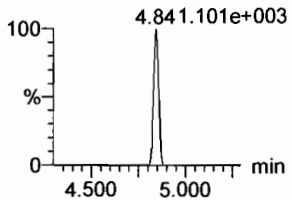
Name: 180301M1\_6, Date: 02-Mar-2018, Time: 01:37:43, ID: ST180301M1-5 PFC CS2 18B2316, Description: PFC CS2 18B2316

**PFOSA**

F29:MRM of 4 channels,ES-  
498.1 > 77.8

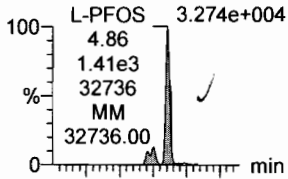


F29:MRM of 4 channels,ES-  
498.1 > 478

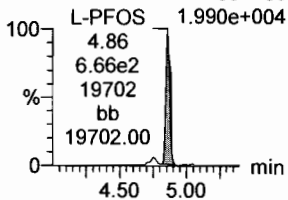


**L-PFOS**

F31:MRM of 2 channels,ES-  
499 > 79.9

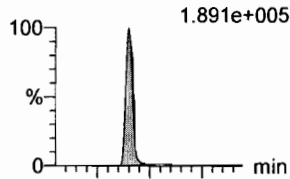


F31:MRM of 2 channels,ES-  
499 > 99

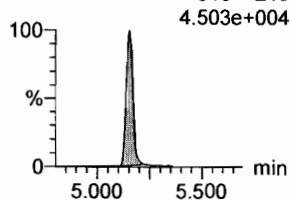


**PFDA**

F36:MRM of 2 channels,ES-  
513 > 468.8

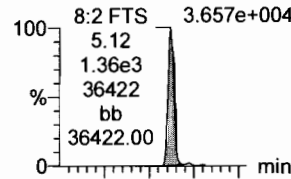


F36:MRM of 2 channels,ES-  
513 > 219

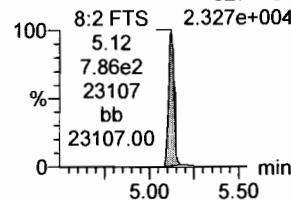


**8:2 FTS**

F41:MRM of 2 channels,ES-  
527 > 506.9

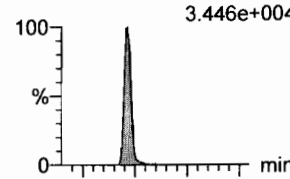


F41:MRM of 2 channels,ES-  
527 > 80

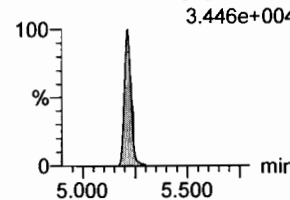


**PFNS**

F44:MRM of 2 channels,ES-  
549.1 > 80.1

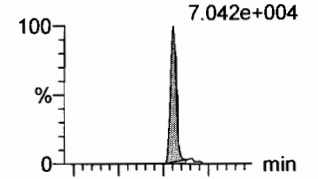


F44:MRM of 2 channels,ES-  
549.1 > 80.1

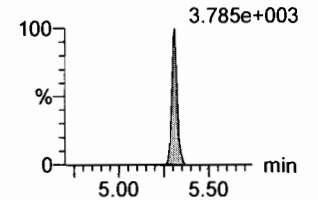


**N-MeFOSAA**

F47:MRM of 2 channels,ES-  
570.1 > 419

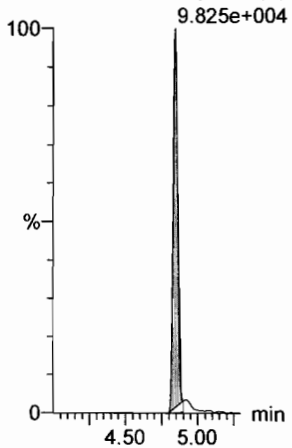


F47:MRM of 2 channels,ES-  
570.1 > 483.0



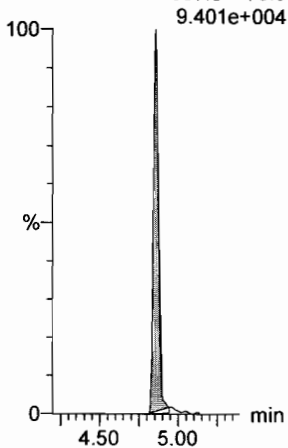
**13C8-PFOSA**

F33:MRM of 1 channel,ES-  
506.1 > 77.7



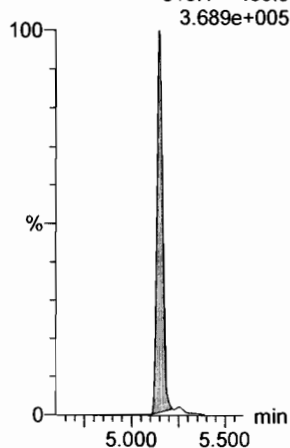
**13C8-PFOS**

F34:MRM of 1 channel,ES-  
507.0 > 79.9



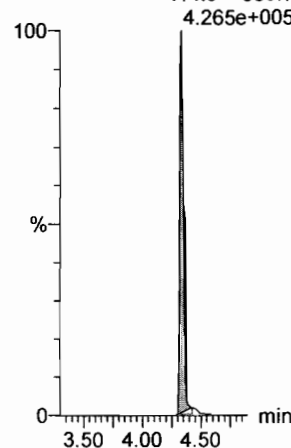
**13C2-PFDA**

F37:MRM of 1 channel,ES-  
515.1 > 469.9



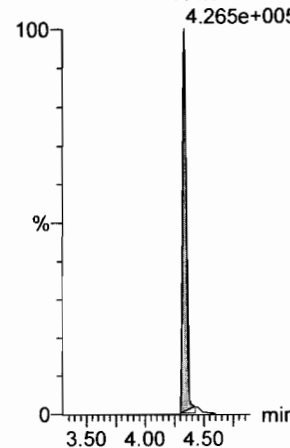
**13C2-PFOA**

F21:MRM of 1 channel,ES-  
414.9 > 369.7



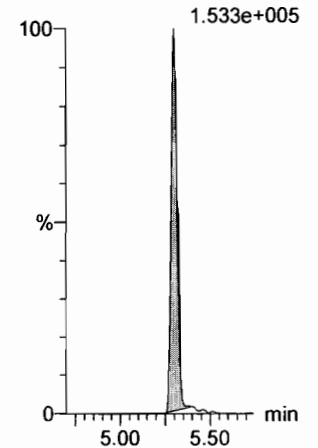
**13C2-PFOA**

F21:MRM of 1 channel,ES-  
414.9 > 369.7



**d3-N-MeFOSAA**

F49:MRM of 1 channel,ES-  
573.3 > 419



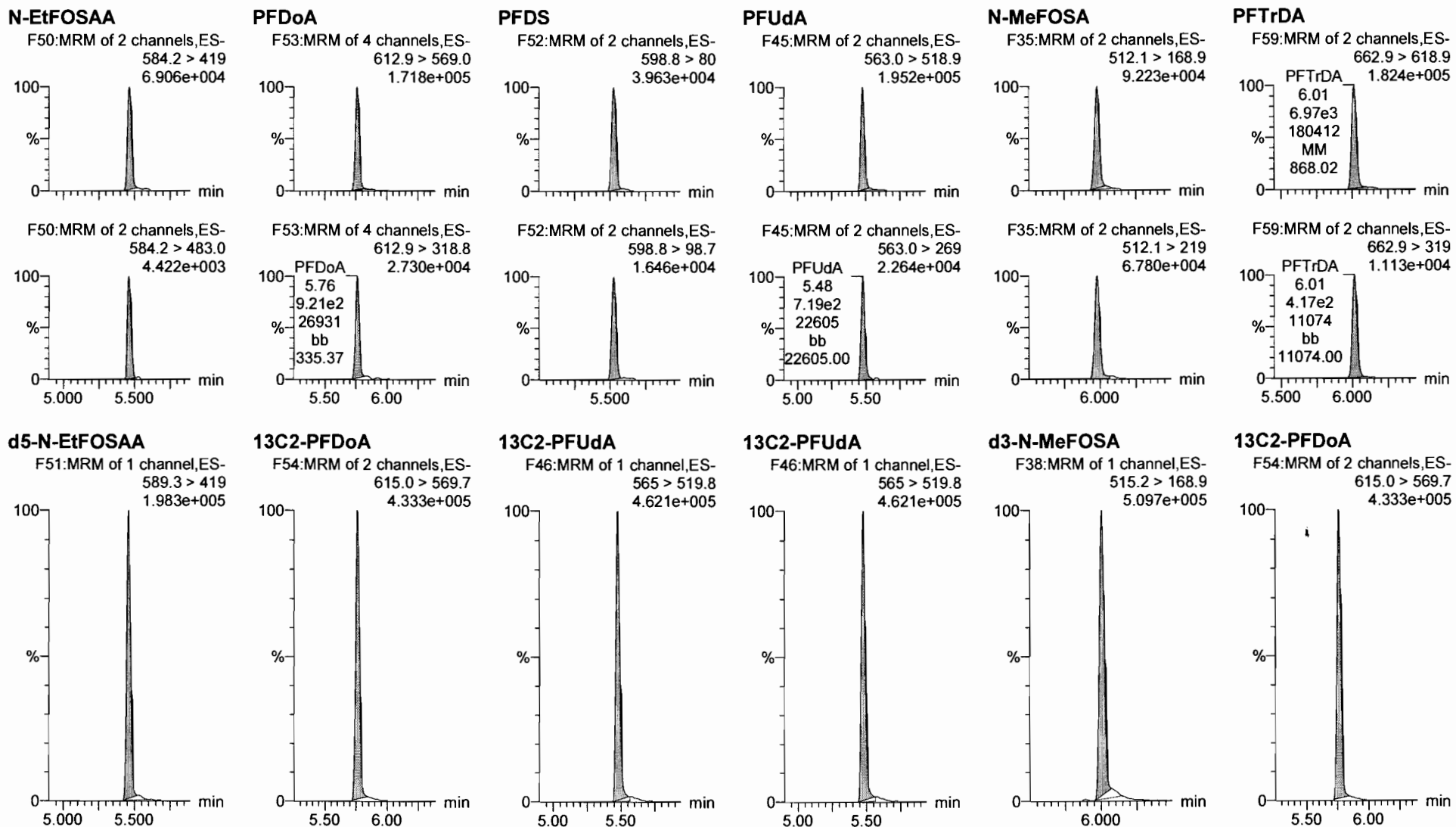


Dataset: F:\Projects\PFAS.PRO\Results\180301M1\180301M1-CRV.qld

Last Altered: Saturday, March 03, 2018 04:46:56 Pacific Standard Time

Printed: Saturday, March 03, 2018 04:47:38 Pacific Standard Time

Name: 180301M1\_6, Date: 02-Mar-2018, Time: 01:37:43, ID: ST180301M1-5 PFC CS2 18B2316, Description: PFC CS2 18B2316

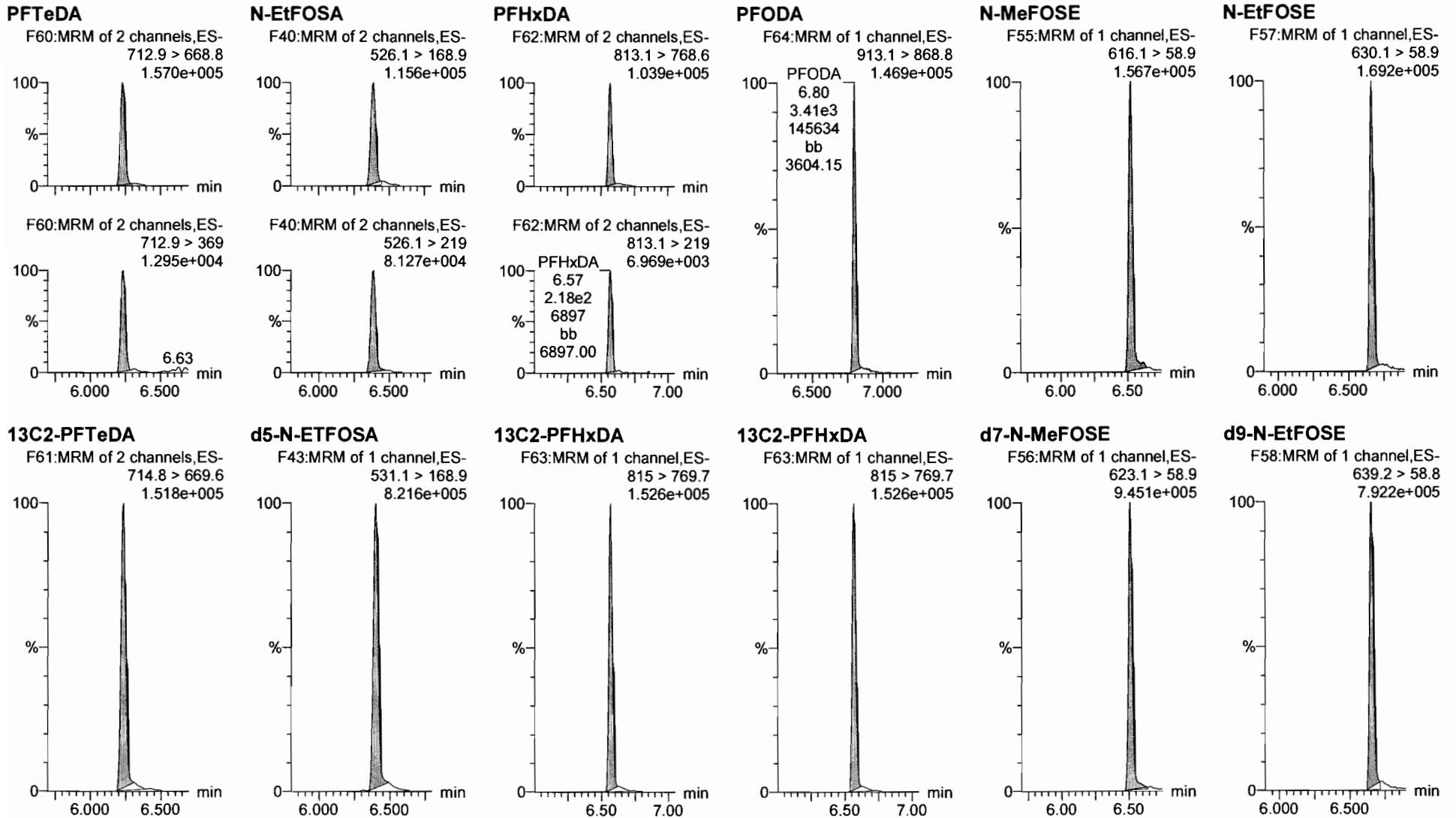


Dataset: F:\Projects\PFAS.PRO\Results\180301M1\180301M1-CRV.qld

Last Altered: Saturday, March 03, 2018 04:46:56 Pacific Standard Time

Printed: Saturday, March 03, 2018 04:47:38 Pacific Standard Time

Name: 180301M1\_6, Date: 02-Mar-2018, Time: 01:37:43, ID: ST180301M1-5 PFC CS2 18B2316, Description: PFC CS2 18B2316

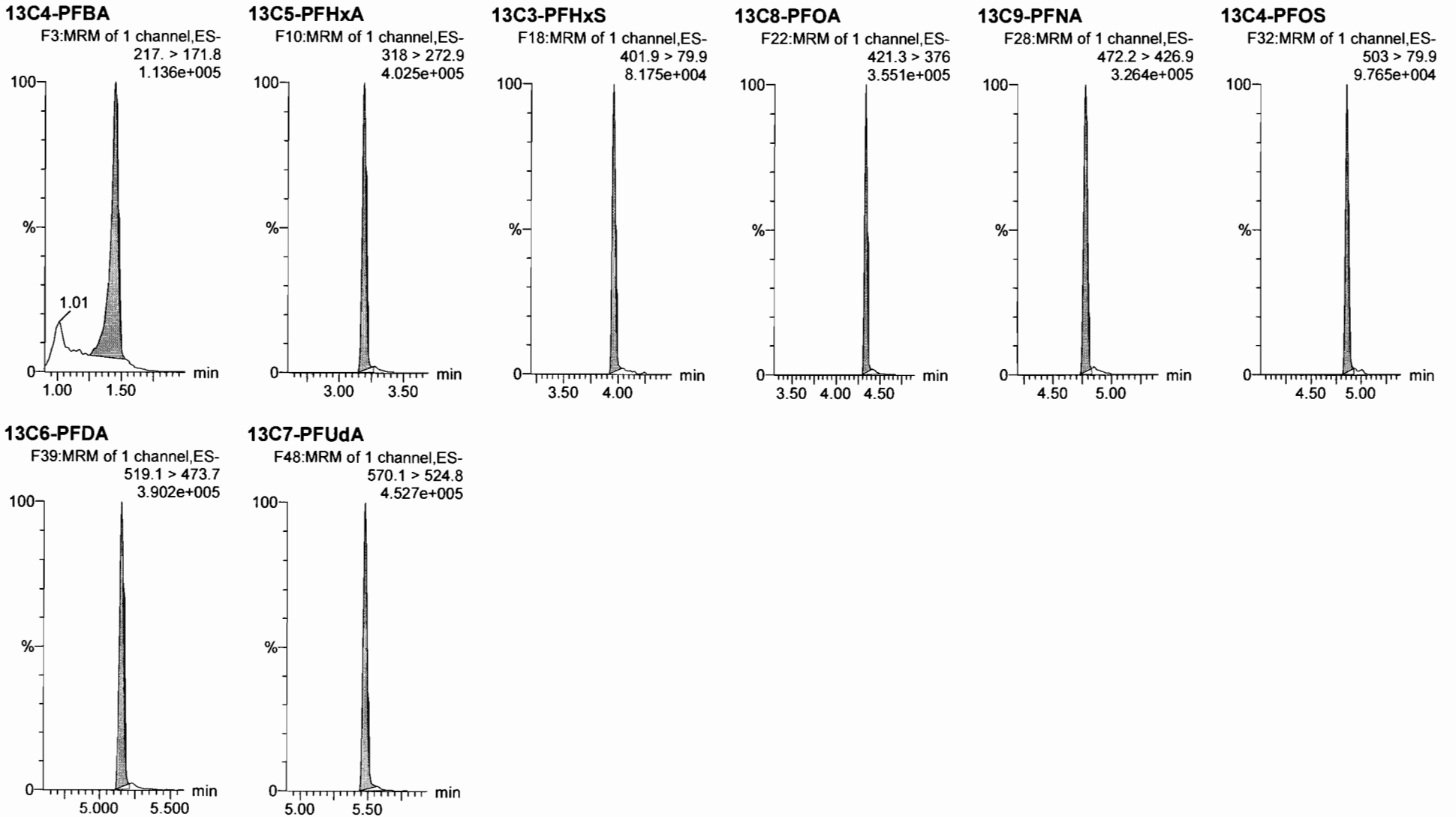


Dataset: F:\Projects\PFAS.PRO\Results\180301M1\180301M1-CRV.qld

Last Altered: Saturday, March 03, 2018 04:46:56 Pacific Standard Time

Printed: Saturday, March 03, 2018 04:47:38 Pacific Standard Time

Name: 180301M1\_6, Date: 02-Mar-2018, Time: 01:37:43, ID: ST180301M1-5 PFC CS2 18B2316, Description: PFC CS2 18B2316

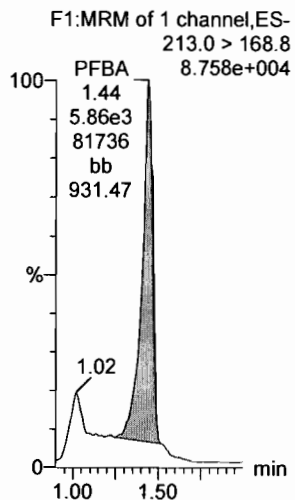


Dataset: F:\Projects\PFAS.PRO\Results\180301M1\180301M1-CRV.qld

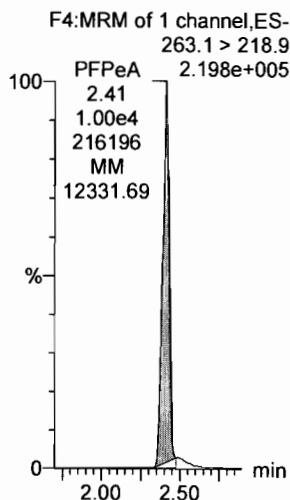
Last Altered: Saturday, March 03, 2018 04:59:10 Pacific Standard Time  
Printed: Saturday, March 03, 2018 04:59:27 Pacific Standard Time

Name: 180301M1\_7, Date: 02-Mar-2018, Time: 01:49:10, ID: ST180301M1-6 PFC CS3 18B2317, Description: PFC CS3 18B2317

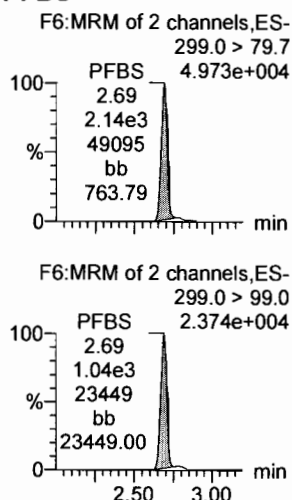
**PFBA**



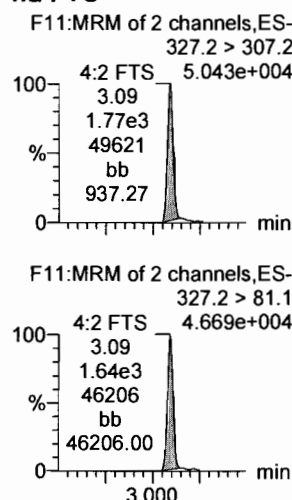
**PFPeA**



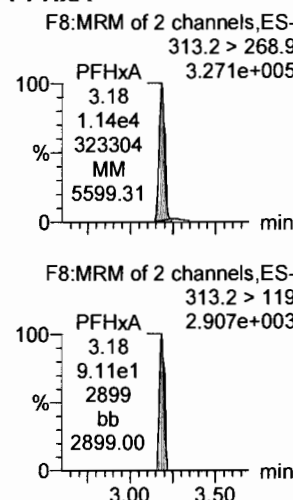
**PFBS**



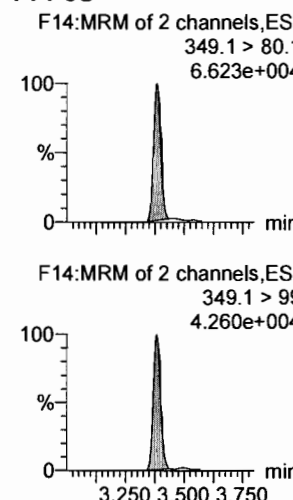
**4:2 FTS**



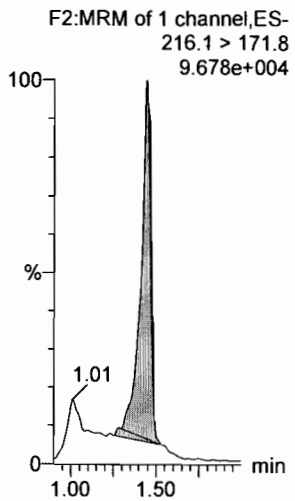
**PFHxA**



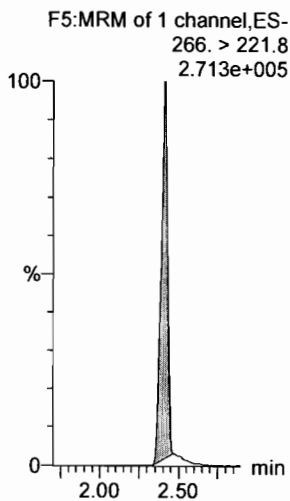
**PFPeS**



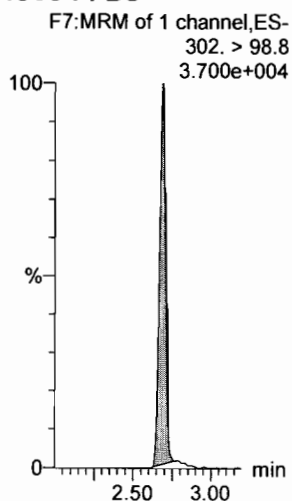
**13C3-PFBA**



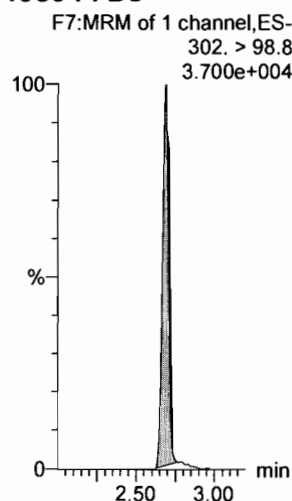
**13C3-PFPeA**



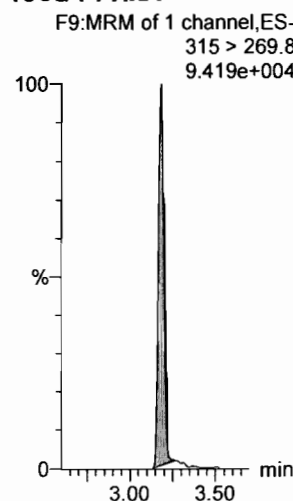
**13C3-PFBS**



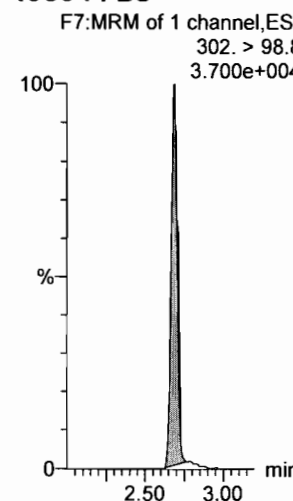
**13C3-PFBS**



**13C2-PFHxA**



**13C3-PFBS**



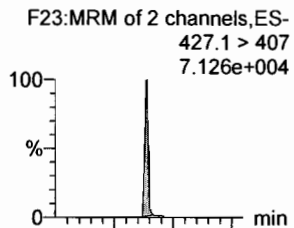
Dataset: F:\Projects\PFAS.PRO\Results\180301M1\180301M1-CRV.qld

Last Altered: Saturday, March 03, 2018 04:59:10 Pacific Standard Time

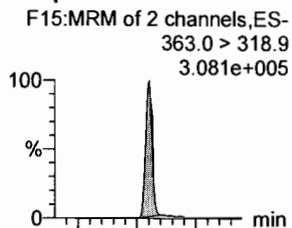
Printed: Saturday, March 03, 2018 04:59:27 Pacific Standard Time

Name: 180301M1\_7, Date: 02-Mar-2018, Time: 01:49:10, ID: ST180301M1-6 PFC CS3 18B2317, Description: PFC CS3 18B2317

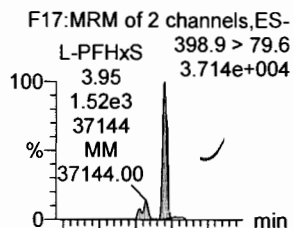
**6:2 FTS**



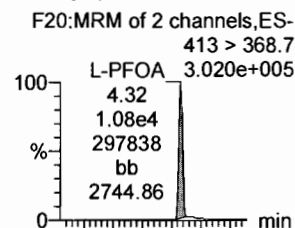
**PFHpA**



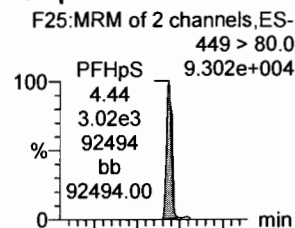
**L-PFHxS**



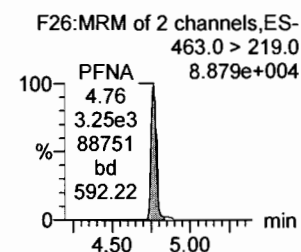
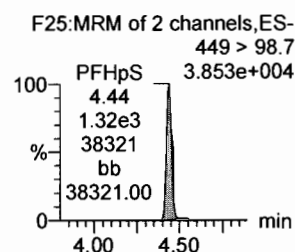
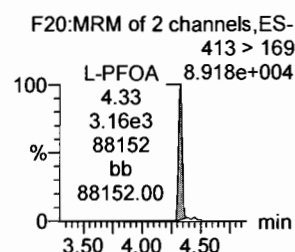
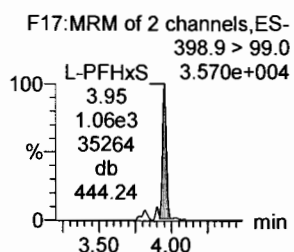
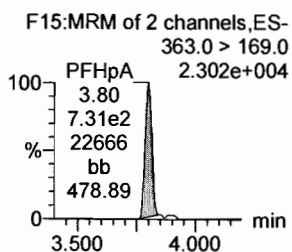
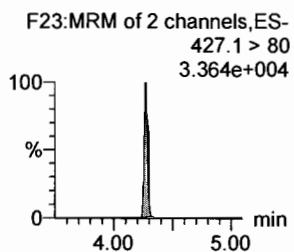
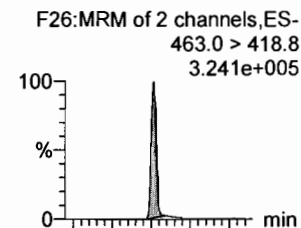
**L-PFOA**



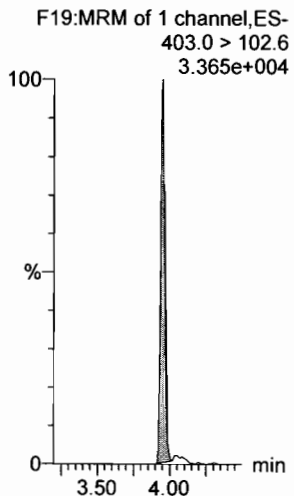
**PFHpS**



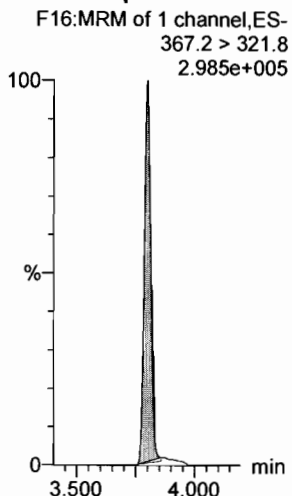
**PFNA**




**1802-PFHxS**



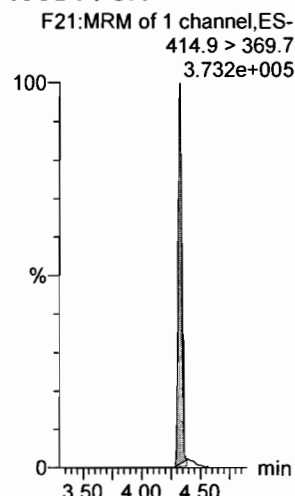
**13C4-PFHpA**



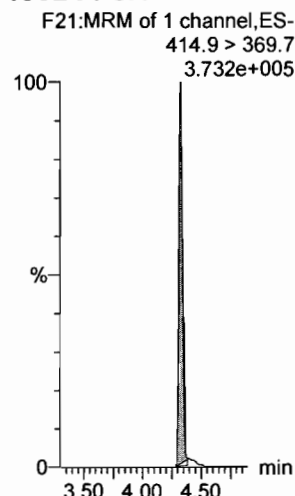
**13C2-PFOA**



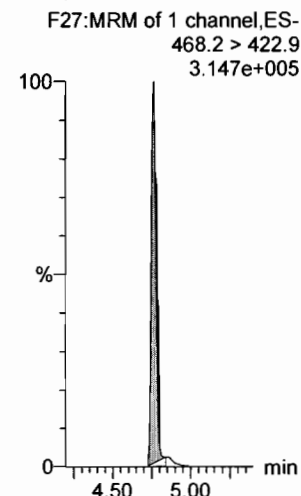
**13C2-PFOA**



**13C2-PFOA**



**13C5-PFNA**

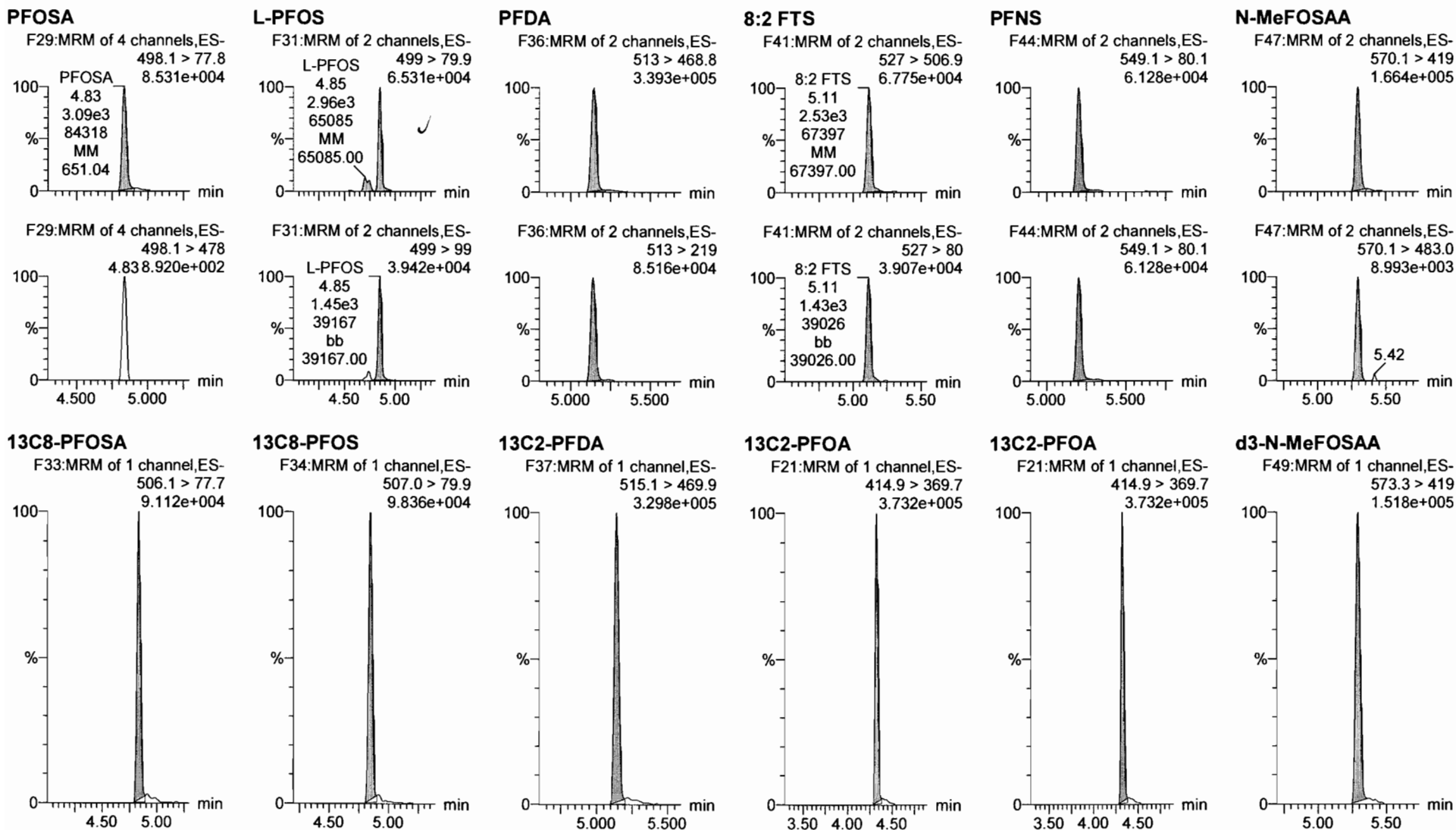


Dataset: F:\Projects\PFAS.PRO\Results\180301M1\180301M1-CRV.qld

Last Altered: Saturday, March 03, 2018 04:59:10 Pacific Standard Time

Printed: Saturday, March 03, 2018 04:59:27 Pacific Standard Time

Name: 180301M1\_7, Date: 02-Mar-2018, Time: 01:49:10, ID: ST180301M1-6 PFC CS3 18B2317, Description: PFC CS3 18B2317



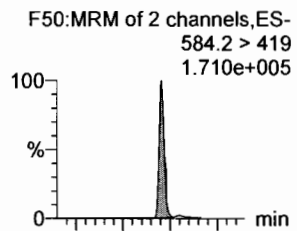
Dataset: F:\Projects\PFAS.PRO\Results\180301M1\180301M1-CRV.qld

Last Altered: Saturday, March 03, 2018 04:59:10 Pacific Standard Time

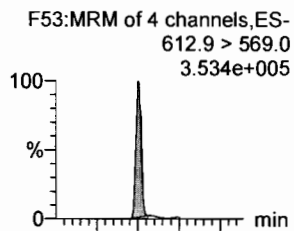
Printed: Saturday, March 03, 2018 04:59:27 Pacific Standard Time

Name: 180301M1\_7, Date: 02-Mar-2018, Time: 01:49:10, ID: ST180301M1-6 PFC CS3 18B2317, Description: PFC CS3 18B2317

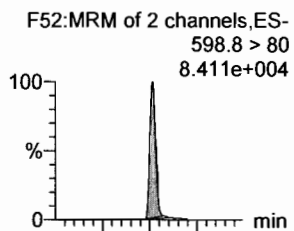
**N-EtFOSAA**



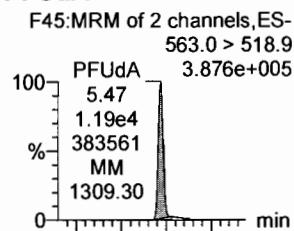
**PFDoA**



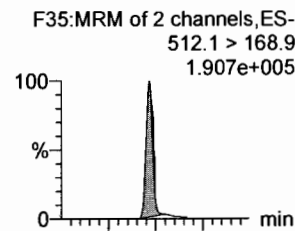
**PFDS**



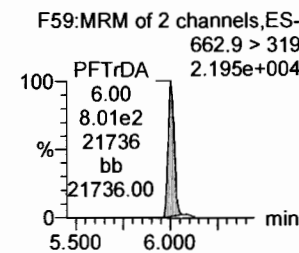
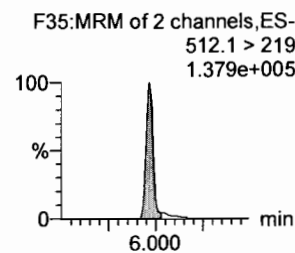
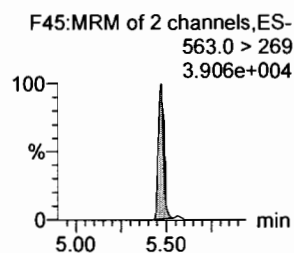
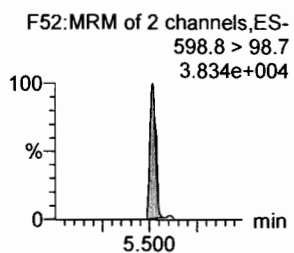
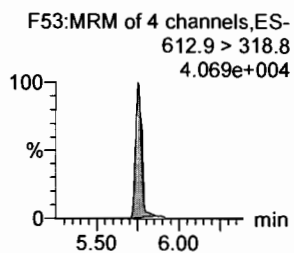
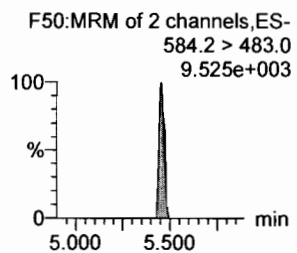
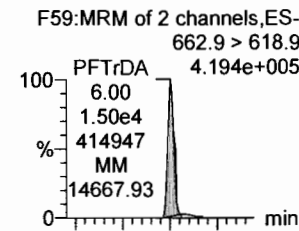
**PFUdA**




**N-MeFOSA**



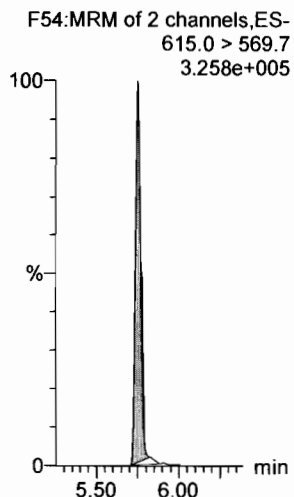
**PFTrDA**



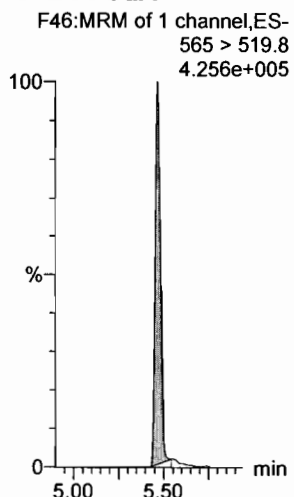
**d5-N-EtFOSAA**



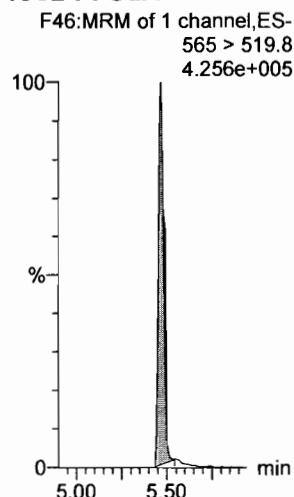
**13C2-PFDoA**



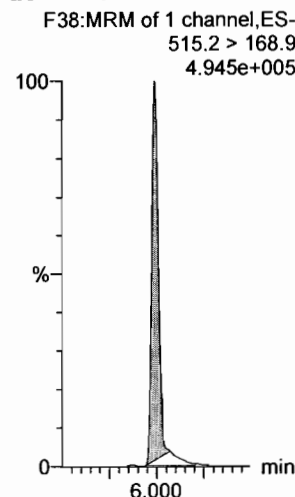
**13C2-PFUdA**



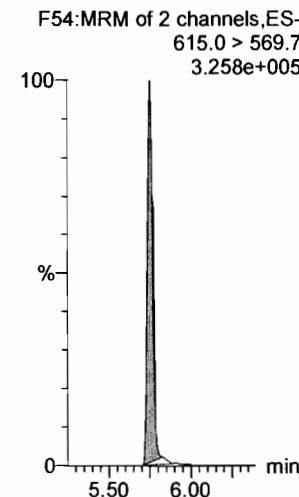
**13C2-PFUdA**



**d3-N-MeFOSA**



**13C2-PFDoA**



Dataset: F:\Projects\PFAS.PRO\Results\180301M1\180301M1-CRV.qld

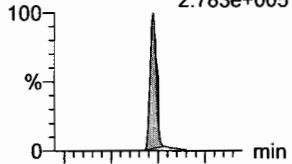
Last Altered: Saturday, March 03, 2018 04:59:10 Pacific Standard Time

Printed: Saturday, March 03, 2018 04:59:27 Pacific Standard Time

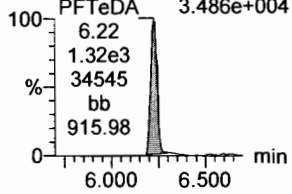
Name: 180301M1\_7, Date: 02-Mar-2018, Time: 01:49:10, ID: ST180301M1-6 PFC CS3 18B2317, Description: PFC CS3 18B2317

**PFTeDA**

F60:MRM of 2 channels,ES-  
712.9 > 668.8  
2.783e+005

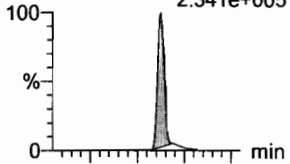


F60:MRM of 2 channels,ES-  
712.9 > 369  
3.486e+004

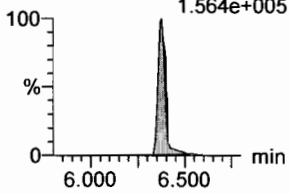


**N-EtFOSA**

F40:MRM of 2 channels,ES-  
526.1 > 168.9  
2.341e+005

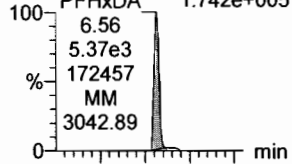


F40:MRM of 2 channels,ES-  
526.1 > 219  
1.564e+005

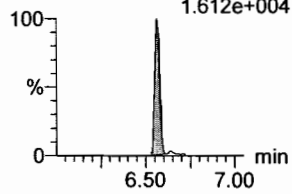


**PFHxDA**

F62:MRM of 2 channels,ES-  
813.1 > 768.6  
1.742e+005




F62:MRM of 2 channels,ES-  
813.1 > 219  
1.612e+004

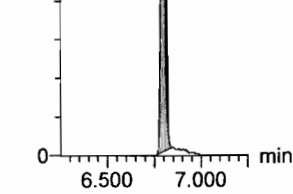


**PFODA**

F64:MRM of 1 channel,ES-  
913.1 > 868.8  
2.611e+005



F64:MRM of 1 channel,ES-  
913.1 > 868.8  
2.611e+005

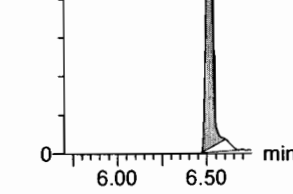


**N-MeFOSE**

F55:MRM of 1 channel,ES-  
616.1 > 58.9  
2.499e+005

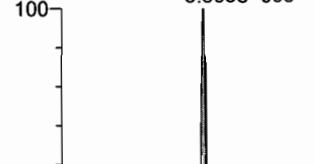


F55:MRM of 1 channel,ES-  
616.1 > 58.9  
2.499e+005

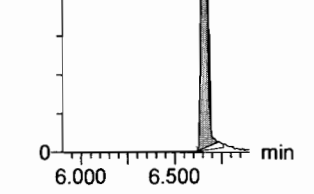


**N-EtFOSE**

F57:MRM of 1 channel,ES-  
630.1 > 58.9  
3.503e+005




F57:MRM of 1 channel,ES-  
630.1 > 58.9  
3.503e+005





**13C2-PFTeDA**

F61:MRM of 2 channels,ES-  
714.8 > 669.6  
1.535e+005




**d5-N-ETFOSA**

F43:MRM of 1 channel,ES-  
531.1 > 168.9  
7.515e+005




**13C2-PFHxDA**

F63:MRM of 1 channel,ES-  
815 > 769.7  
1.328e+005




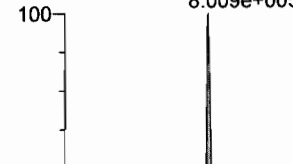
**13C2-PFHxDA**

F63:MRM of 1 channel,ES-  
815 > 769.7  
1.328e+005




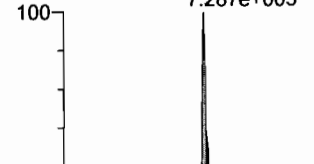
**d7-N-MeFOSE**

F56:MRM of 1 channel,ES-  
623.1 > 58.9  
8.009e+005



**d9-N-EtFOSE**

F58:MRM of 1 channel,ES-  
639.2 > 58.8  
7.287e+005





Dataset: F:\Projects\PFAS.PRO\Results\180301M1\180301M1-CRV.qld

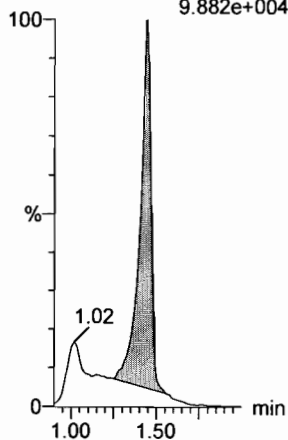
Last Altered: Saturday, March 03, 2018 04:59:10 Pacific Standard Time

Printed: Saturday, March 03, 2018 04:59:27 Pacific Standard Time

Name: 180301M1\_7, Date: 02-Mar-2018, Time: 01:49:10, ID: ST180301M1-6 PFC CS3 18B2317, Description: PFC CS3 18B2317

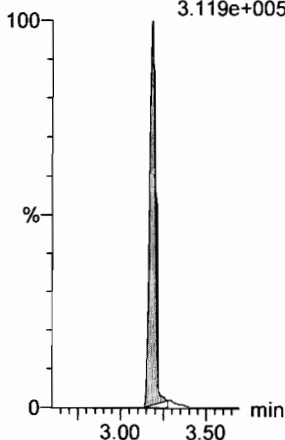
**13C4-PFBA**

F3:MRM of 1 channel,ES-  
217. > 171.8  
9.882e+004



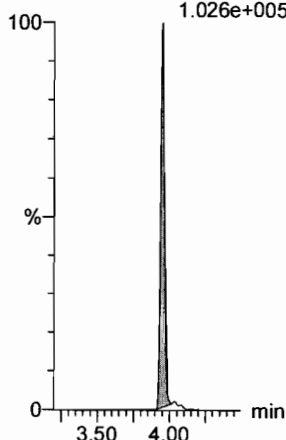
**13C5-PFHxA**

F10:MRM of 1 channel,ES-  
318 > 272.9  
3.119e+005



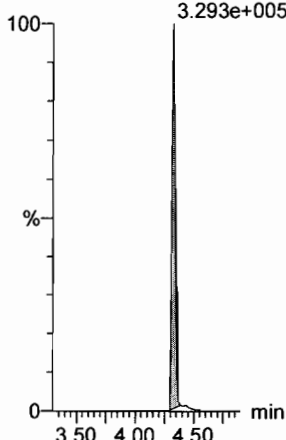
**13C3-PFHxS**

F18:MRM of 1 channel,ES-  
401.9 > 79.9  
1.026e+005



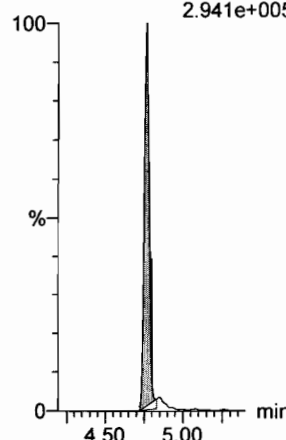
**13C8-PFOA**

F22:MRM of 1 channel,ES-  
421.3 > 376  
3.293e+005



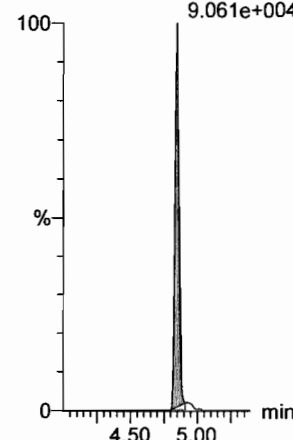
**13C9-PFNA**

F28:MRM of 1 channel,ES-  
472.2 > 426.9  
2.941e+005



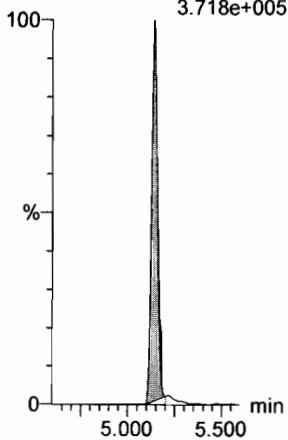
**13C4-PFOS**

F32:MRM of 1 channel,ES-  
503 > 79.9  
9.061e+004



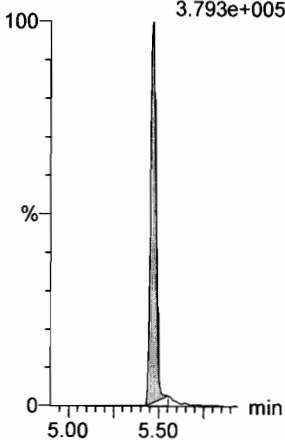
**13C6-PFDA**

F39:MRM of 1 channel,ES-  
519.1 > 473.7  
3.718e+005



**13C7-PFUDa**

F48:MRM of 1 channel,ES-  
570.1 > 524.8  
3.793e+005



Dataset: F:\Projects\PFAS.PRO\Results\180301M1\180301M1-CRV.qld

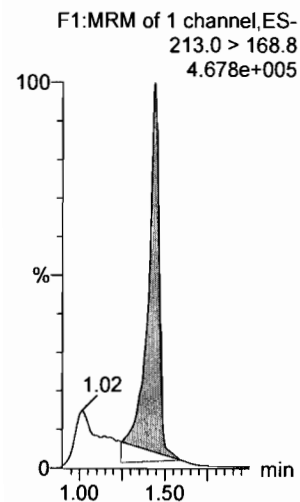
Last Altered: Saturday, March 03, 2018 05:00:34 Pacific Standard Time  
Printed: Saturday, March 03, 2018 05:01:20 Pacific Standard Time

Method: F:\Projects\PFAS.PRO\MethDB\PFAS\_FULL\_80C\_022718.mdb 28 Feb 2018 13:19:45

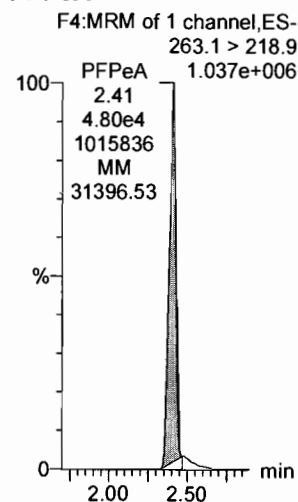
Calibration: 03 Mar 2018 05:00:34

Name: 180301M1\_8, Date: 02-Mar-2018, Time: 02:00:37, ID: ST180301M1-7 PFC CS4 18B2318, Description: PFC CS4 18B2318

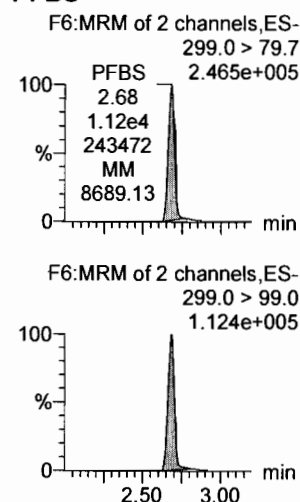
**PFBA**



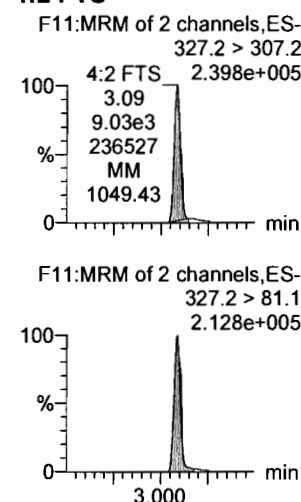
**PFPeA**



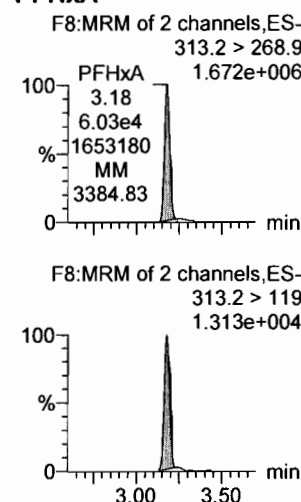
**PFBS**



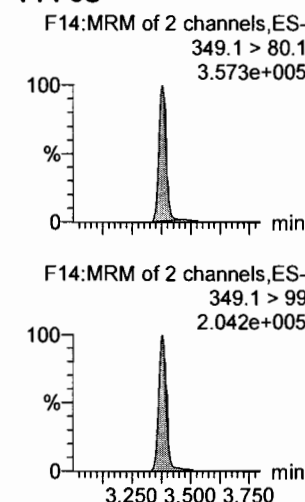
**4:2 FTS**



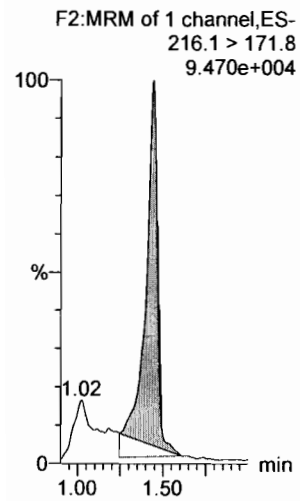
**PFHxA**



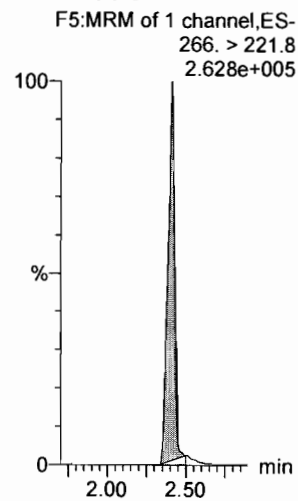
**PFPeS**



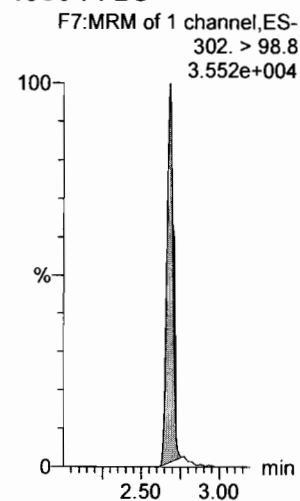
**13C3-PFBA**



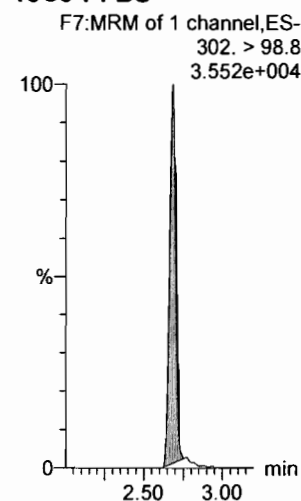
**13C3-PFPeA**



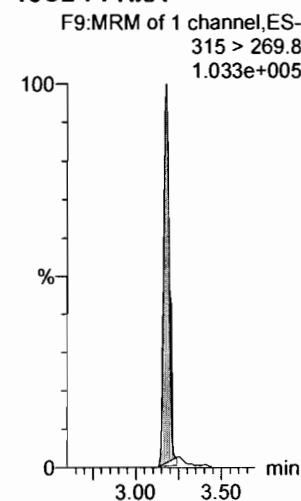
**13C3-PFBS**



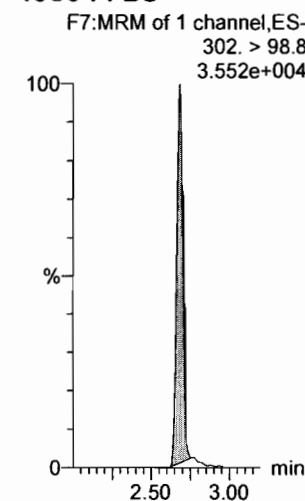
**13C3-PFBS**



**13C2-PFHxA**



**13C3-PFBS**



Dataset: F:\Projects\PFAS.PRO\Results\180301M1\180301M1-CRV.qld

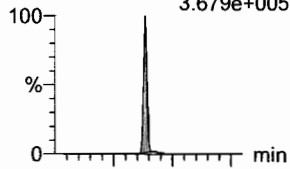
Last Altered: Saturday, March 03, 2018 05:00:34 Pacific Standard Time

Printed: Saturday, March 03, 2018 05:01:20 Pacific Standard Time

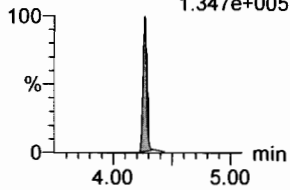
Name: 180301M1\_8, Date: 02-Mar-2018, Time: 02:00:37, ID: ST180301M1-7 PFC CS4 18B2318, Description: PFC CS4 18B2318

**6:2 FTS**

F23:MRM of 2 channels,ES-  
427.1 > 407  
3.679e+005

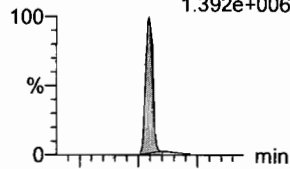


F23:MRM of 2 channels,ES-  
427.1 > 80  
1.347e+005

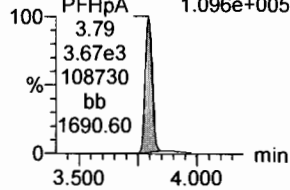


**PFHpA**

F15:MRM of 2 channels,ES-  
363.0 > 318.9  
1.392e+006

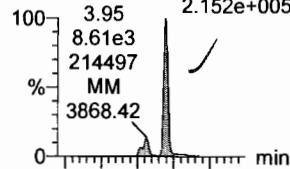


F15:MRM of 2 channels,ES-  
363.0 > 169.0  
1.096e+005

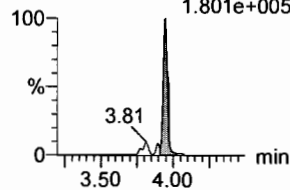


**L-PFHxS**

F17:MRM of 2 channels,ES-  
398.9 > 79.6  
2.152e+005

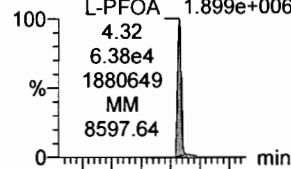


F17:MRM of 2 channels,ES-  
398.9 > 99.0  
1.801e+005

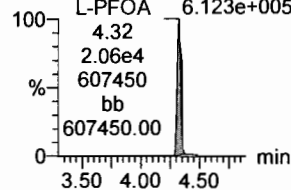


**L-PFOA**

F20:MRM of 2 channels,ES-  
413 > 368.7  
1.899e+006

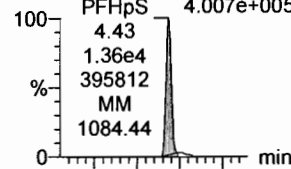


F20:MRM of 2 channels,ES-  
413 > 169  
6.123e+005

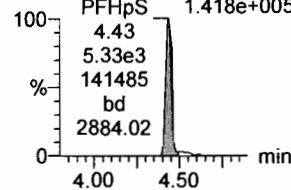


**PFHpS**

F25:MRM of 2 channels,ES-  
449 > 80.0  
4.007e+005

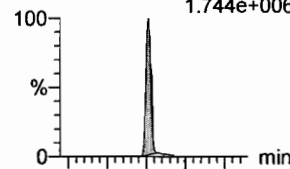


F25:MRM of 2 channels,ES-  
449 > 98.7  
1.418e+005

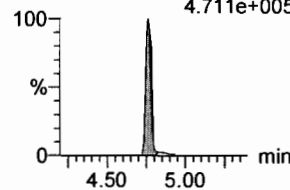


**PFNA**

F26:MRM of 2 channels,ES-  
463.0 > 418.8  
1.744e+006

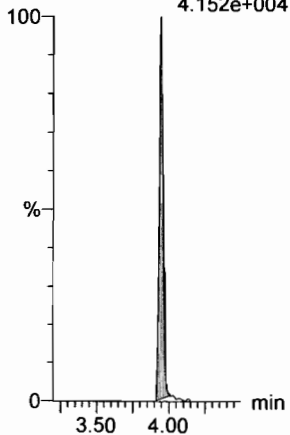


F26:MRM of 2 channels,ES-  
463.0 > 219.0  
4.711e+005



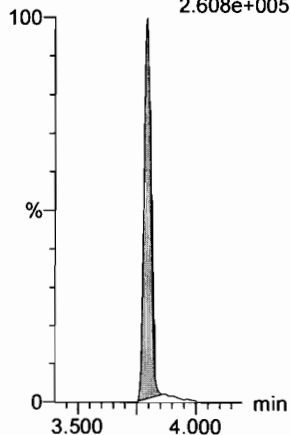
**18O2-PFHxS**

F19:MRM of 1 channel,ES-  
403.0 > 102.6  
4.152e+004




**13C4-PFHpA**

F16:MRM of 1 channel,ES-  
367.2 > 321.8  
2.608e+005



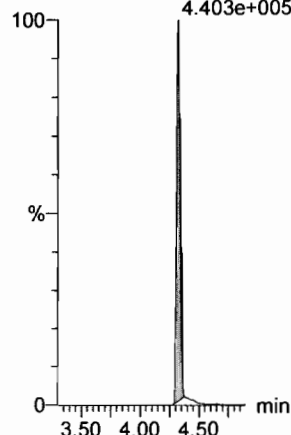
**13C2-PFOA**

F21:MRM of 1 channel,ES-  
414.9 > 369.7  
4.403e+005



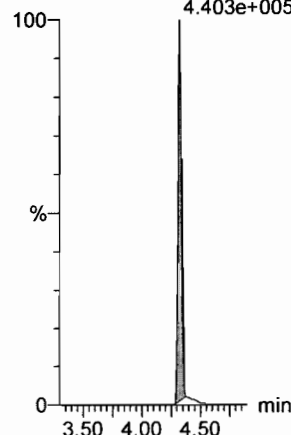
**13C2-PFOA**

F21:MRM of 1 channel,ES-  
414.9 > 369.7  
4.403e+005



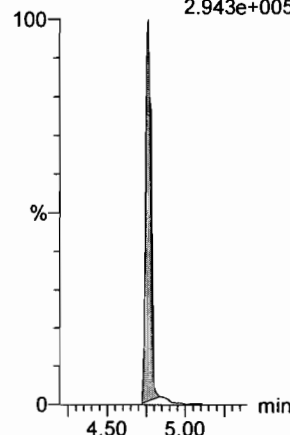
**13C2-PFOA**

F21:MRM of 1 channel,ES-  
414.9 > 369.7  
4.403e+005



**13C5-PFNA**

F27:MRM of 1 channel,ES-  
468.2 > 422.9  
2.943e+005



Dataset: F:\Projects\PFAS.PRO\Results\180301M1\180301M1-CRV.qld

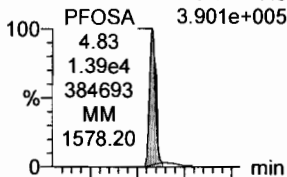
Last Altered: Saturday, March 03, 2018 05:00:34 Pacific Standard Time

Printed: Saturday, March 03, 2018 05:01:20 Pacific Standard Time

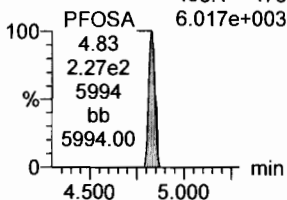
Name: 180301M1\_8, Date: 02-Mar-2018, Time: 02:00:37, ID: ST180301M1-7 PFC CS4 18B2318, Description: PFC CS4 18B2318

**PFOSA**

F29:MRM of 4 channels,ES-  
498.1 > 77.8  
3.901e+005

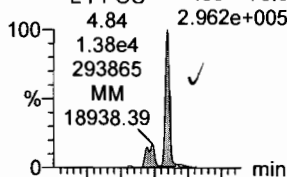


F29:MRM of 4 channels,ES-  
498.1 > 478  
6.017e+003

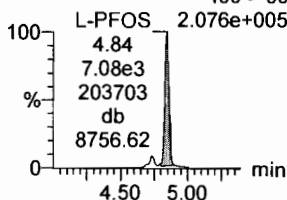


**L-PFOS**

F31:MRM of 2 channels,ES-  
L-PFOS 499 > 79.9  
2.962e+005

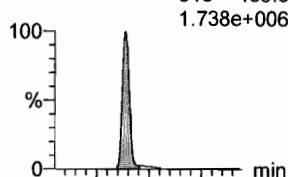


F31:MRM of 2 channels,ES-  
L-PFOS 499 > 99  
2.076e+005

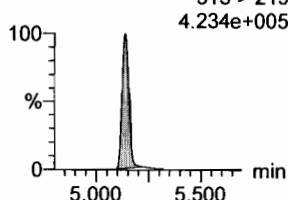


**PFDA**

F36:MRM of 2 channels,ES-  
513 > 468.8  
1.738e+006

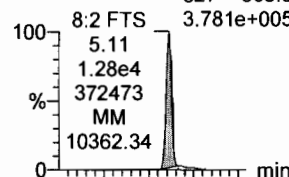


F36:MRM of 2 channels,ES-  
513 > 219  
4.234e+005

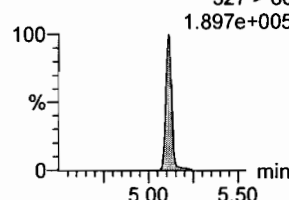


**8:2 FTS**

F41:MRM of 2 channels,ES-  
527 > 506.9  
3.781e+005

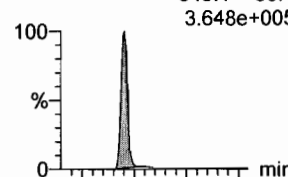


F41:MRM of 2 channels,ES-  
527 > 80  
1.897e+005

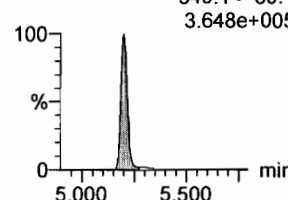


**PFNS**

F44:MRM of 2 channels,ES-  
549.1 > 80.1  
3.648e+005

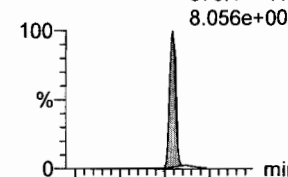


F44:MRM of 2 channels,ES-  
549.1 > 80.1  
3.648e+005

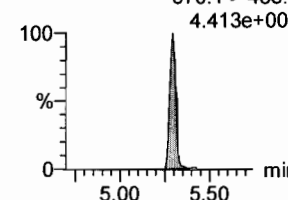


**N-MeFOSAA**

F47:MRM of 2 channels,ES-  
570.1 > 419  
8.056e+005

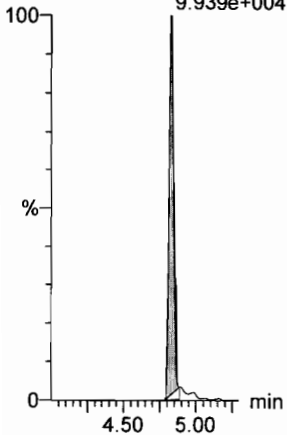


F47:MRM of 2 channels,ES-  
570.1 > 483.0  
4.413e+004



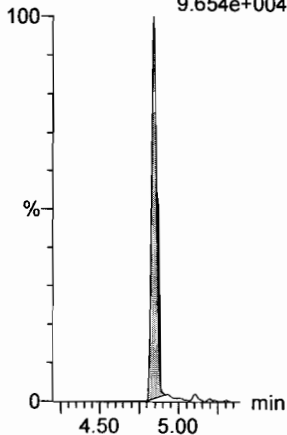
**13C8-PFOSA**

F33:MRM of 1 channel,ES-  
506.1 > 77.7  
9.939e+004



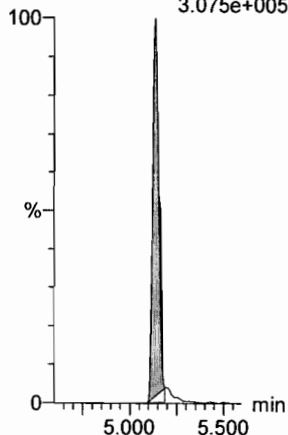
**13C8-PFOS**

F34:MRM of 1 channel,ES-  
507.0 > 79.9  
9.654e+004



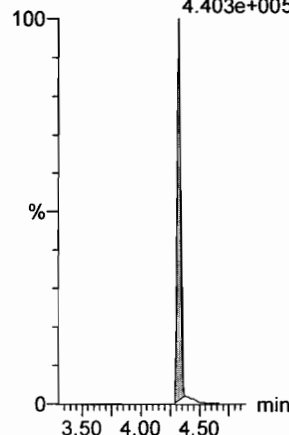
**13C2-PFDA**

F37:MRM of 1 channel,ES-  
515.1 > 469.9  
3.075e+005



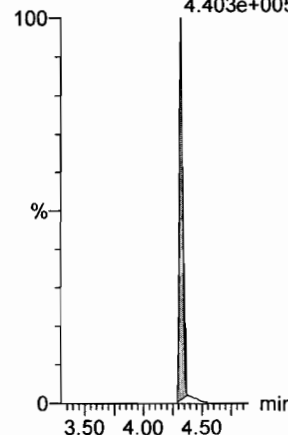
**13C2-PFOA**

F21:MRM of 1 channel,ES-  
414.9 > 369.7  
4.403e+005



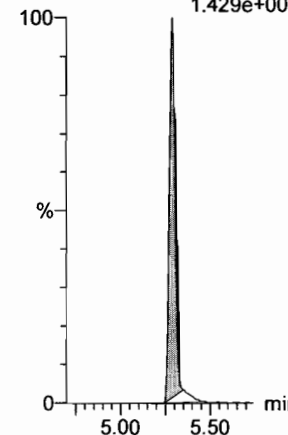
**13C2-PFOA**

F21:MRM of 1 channel,ES-  
414.9 > 369.7  
4.403e+005



**d3-N-MeFOSAA**

F49:MRM of 1 channel,ES-  
573.3 > 419  
1.429e+005

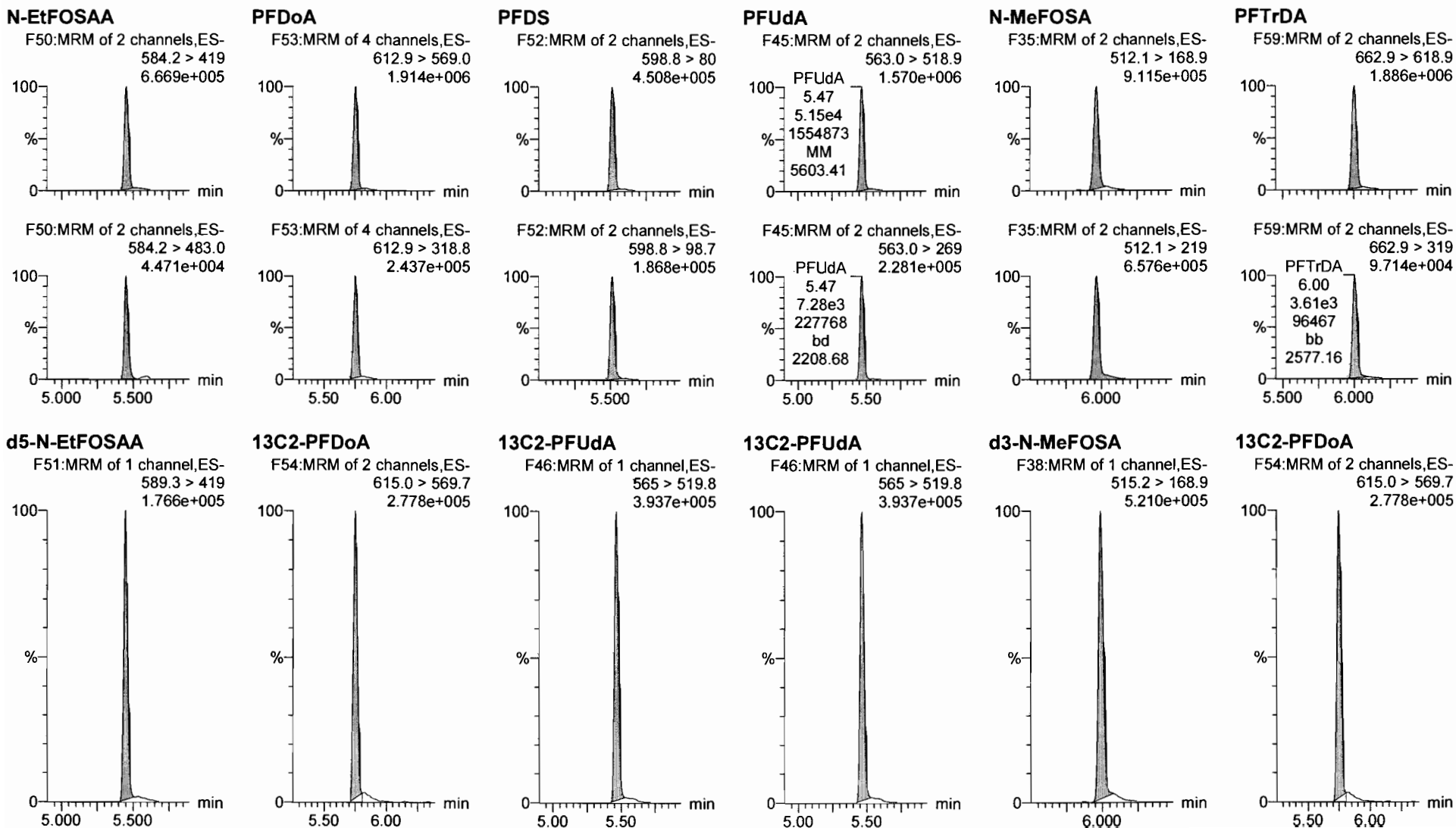


Dataset: F:\Projects\PFAS.PRO\Results\180301M1\180301M1-CRV.qld

Last Altered: Saturday, March 03, 2018 05:00:34 Pacific Standard Time

Printed: Saturday, March 03, 2018 05:01:20 Pacific Standard Time

Name: 180301M1\_8, Date: 02-Mar-2018, Time: 02:00:37, ID: ST180301M1-7 PFC CS4 18B2318, Description: PFC CS4 18B2318

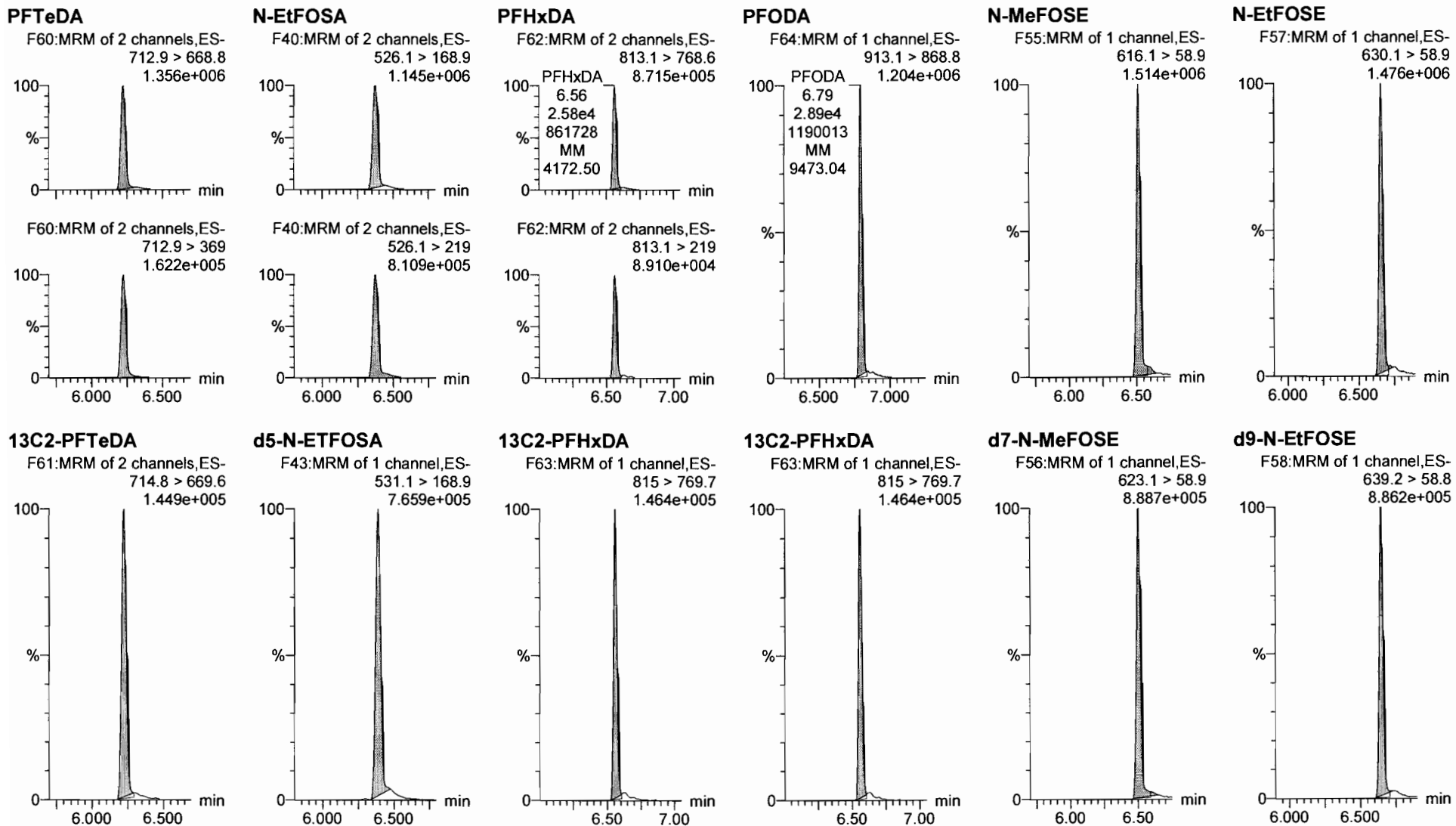


Dataset: F:\Projects\PFAS.PRO\Results\180301M1\180301M1-CRV.qld

Last Altered: Saturday, March 03, 2018 05:00:34 Pacific Standard Time

Printed: Saturday, March 03, 2018 05:01:20 Pacific Standard Time

Name: 180301M1\_8, Date: 02-Mar-2018, Time: 02:00:37, ID: ST180301M1-7 PFC CS4 18B2318, Description: PFC CS4 18B2318



Dataset: F:\Projects\PFAS.PRO\Results\180301M1\180301M1-CRV.qld

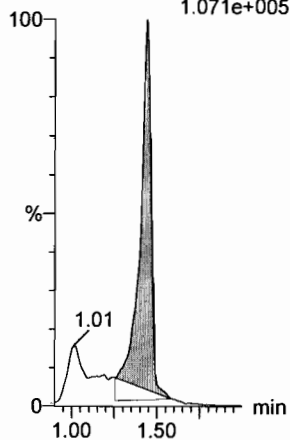
Last Altered: Saturday, March 03, 2018 05:00:34 Pacific Standard Time

Printed: Saturday, March 03, 2018 05:01:20 Pacific Standard Time

Name: 180301M1\_8, Date: 02-Mar-2018, Time: 02:00:37, ID: ST180301M1-7 PFC CS4 18B2318, Description: PFC CS4 18B2318

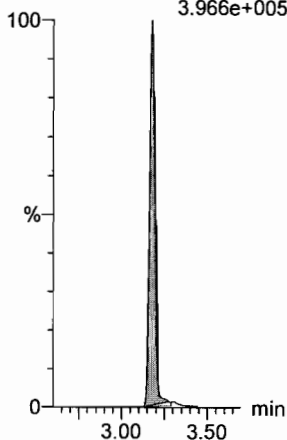
**13C4-PFBA**

F3:MRM of 1 channel,ES-  
217. > 171.8  
1.071e+005



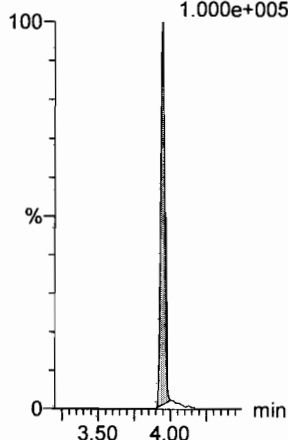
**13C5-PFHxA**

F10:MRM of 1 channel,ES-  
318 > 272.9  
3.966e+005



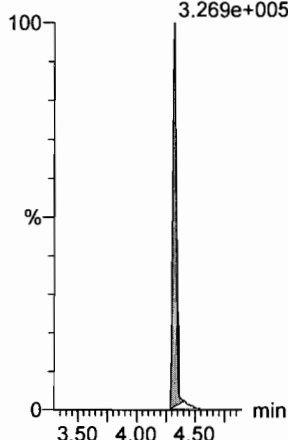
**13C3-PFHxS**

F18:MRM of 1 channel,ES-  
401.9 > 79.9  
1.000e+005



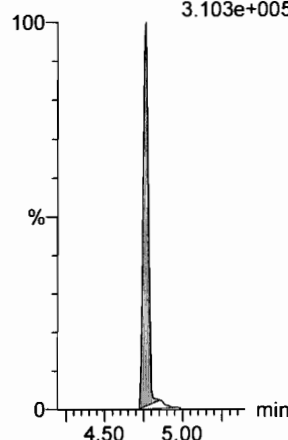
**13C8-PFOA**

F22:MRM of 1 channel,ES-  
421.3 > 376  
3.269e+005



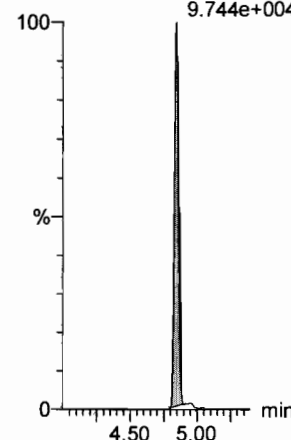
**13C9-PFNA**

F28:MRM of 1 channel,ES-  
472.2 > 426.9  
3.103e+005



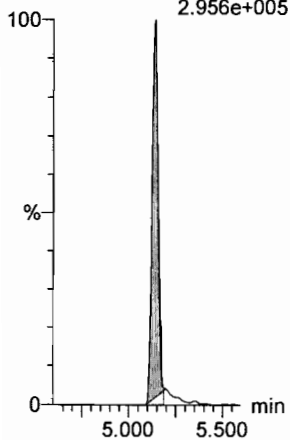
**13C4-PFOS**

F32:MRM of 1 channel,ES-  
503 > 79.9  
9.744e+004



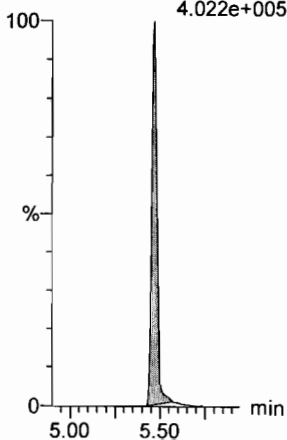
**13C6-PFDA**

F39:MRM of 1 channel,ES-  
519.1 > 473.7  
2.956e+005



**13C7-PFUdA**

F48:MRM of 1 channel,ES-  
570.1 > 524.8  
4.022e+005



Dataset: F:\Projects\PFAS.PRO\Results\180301M1\180301M1-CRV.qld

Last Altered: Saturday, March 03, 2018 05:01:46 Pacific Standard Time

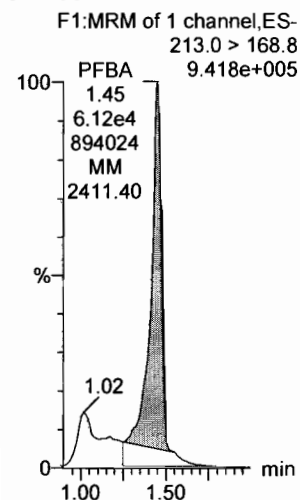
Printed: Saturday, March 03, 2018 05:04:12 Pacific Standard Time

Method: F:\Projects\PFAS.PRO\MethDB\PFAS\_FULL\_80C\_022718.mdb 28 Feb 2018 13:19:45

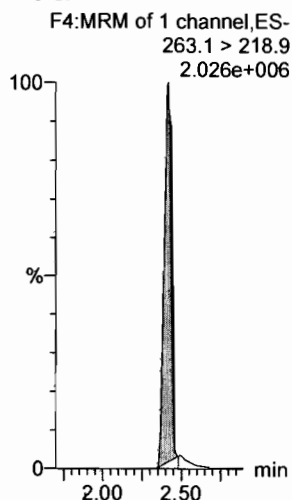
Calibration: 03 Mar 2018 05:01:46

Name: 180301M1\_9, Date: 02-Mar-2018, Time: 02:12:06, ID: ST180301M1-8 PFC CS5 18B2319, Description: PFC CS5 18B2319

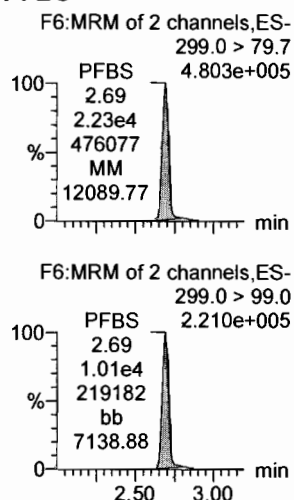
**PFBA**



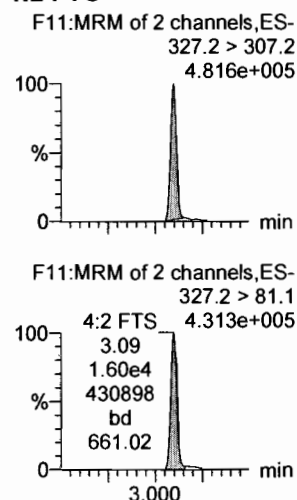
**PFPeA**



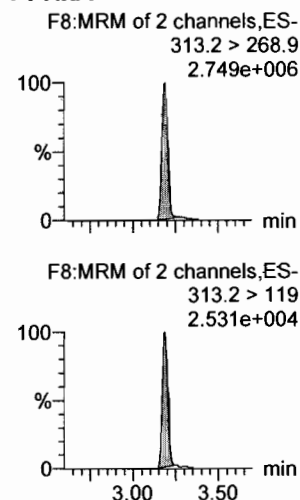
**PFBS**



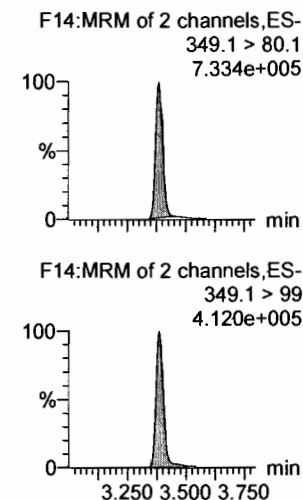
**4:2 FTS**



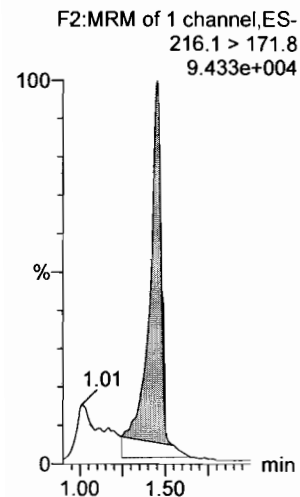
**PFHxA**



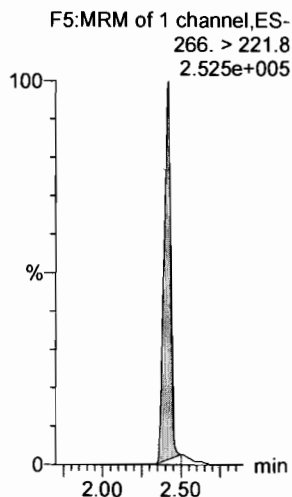
**PFPeS**



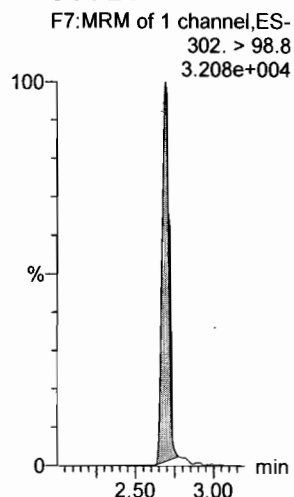
**13C3-PFBA**



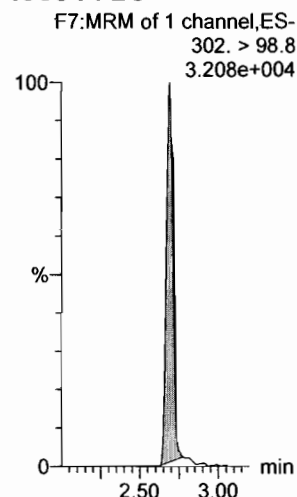
**13C3-PFPeA**



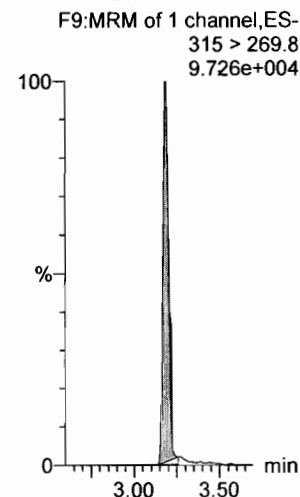
**13C3-PFBS**



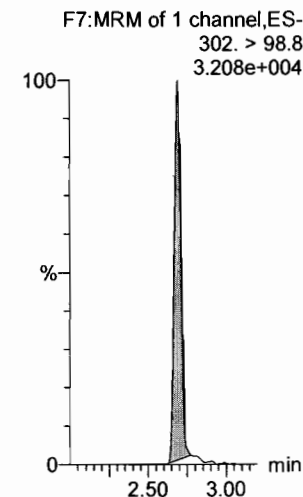
**13C3-PFBS**



**13C2-PFHxA**



**13C3-PFBS**





Dataset: F:\Projects\PFAS.PRO\Results\180301M1\180301M1-CRV.qld

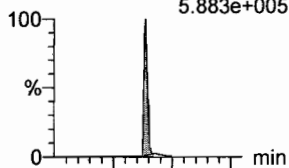
Last Altered: Saturday, March 03, 2018 05:01:46 Pacific Standard Time

Printed: Saturday, March 03, 2018 05:04:12 Pacific Standard Time

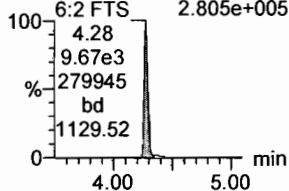
Name: 180301M1\_9, Date: 02-Mar-2018, Time: 02:12:06, ID: ST180301M1-8 PFC CS5 18B2319, Description: PFC CS5 18B2319

**6:2 FTS**

F23:MRM of 2 channels,ES-  
427.1 > 407  
5.883e+005




F23:MRM of 2 channels,ES-  
427.1 > 80  
2.805e+005

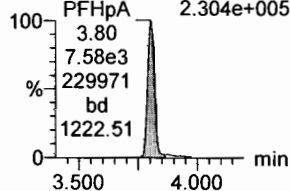


**PFHpA**

F15:MRM of 2 channels,ES-  
363.0 > 318.9  
2.679e+006

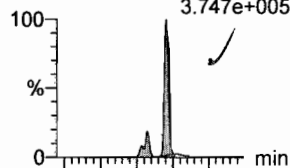


F15:MRM of 2 channels,ES-  
363.0 > 169.0  
2.304e+005

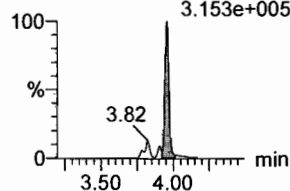


**L-PFHxS**

F17:MRM of 2 channels,ES-  
398.9 > 79.6  
3.747e+005

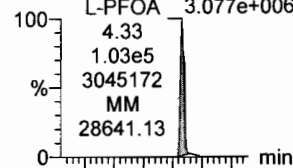


F17:MRM of 2 channels,ES-  
398.9 > 99.0  
3.153e+005

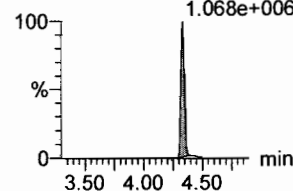


**L-PFOA**

F20:MRM of 2 channels,ES-  
413 > 368.7  
3.077e+006

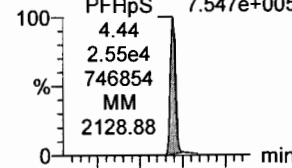


F20:MRM of 2 channels,ES-  
413 > 169  
1.068e+006

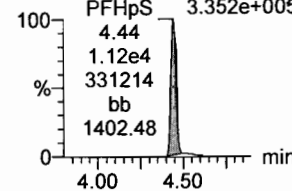


**PFHpS**

F25:MRM of 2 channels,ES-  
449 > 80.0  
7.547e+005

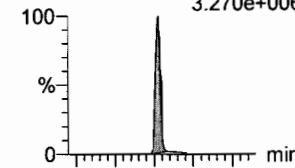


F25:MRM of 2 channels,ES-  
449 > 98.7  
3.352e+005

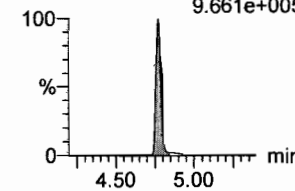


**PFNA**

F26:MRM of 2 channels,ES-  
463.0 > 418.8  
3.270e+006

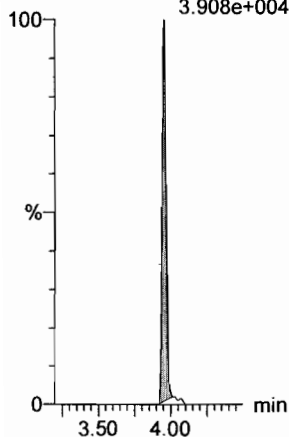


F26:MRM of 2 channels,ES-  
463.0 > 219.0  
9.661e+005



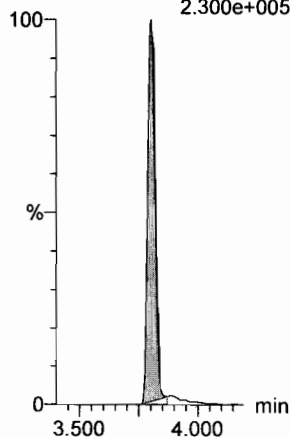
**18O2-PFHxS**

F19:MRM of 1 channel,ES-  
403.0 > 102.6  
3.908e+004




**13C4-PFHpA**

F16:MRM of 1 channel,ES-  
367.2 > 321.8  
2.300e+005



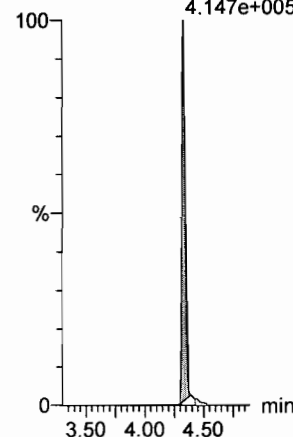
**13C2-PFOA**

F21:MRM of 1 channel,ES-  
414.9 > 369.7  
4.147e+005



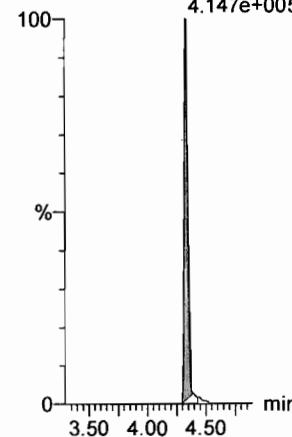
**13C2-PFOA**

F21:MRM of 1 channel,ES-  
414.9 > 369.7  
4.147e+005



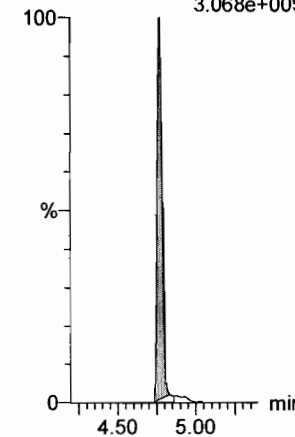
**13C2-PFOA**

F21:MRM of 1 channel,ES-  
414.9 > 369.7  
4.147e+005



**13C5-PFNA**

F27:MRM of 1 channel,ES-  
468.2 > 422.9  
3.068e+005



Dataset: F:\Projects\PFAS.PRO\Results\180301M1\180301M1-CRV.qld

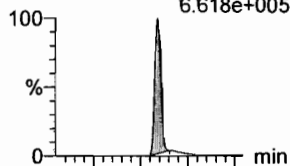
Last Altered: Saturday, March 03, 2018 05:01:46 Pacific Standard Time

Printed: Saturday, March 03, 2018 05:04:12 Pacific Standard Time

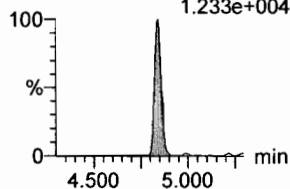
Name: 180301M1\_9, Date: 02-Mar-2018, Time: 02:12:06, ID: ST180301M1-8 PFC CS5 18B2319, Description: PFC CS5 18B2319

**PFOSA**

F29:MRM of 4 channels,ES-  
498.1 > 77.8  
6.618e+005

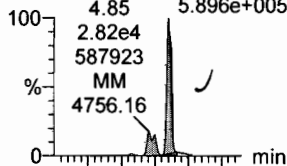


F29:MRM of 4 channels,ES-  
498.1 > 478  
1.233e+004

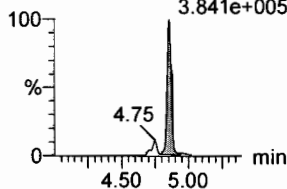


**L-PFOS**

F31:MRM of 2 channels,ES-  
L-PFOS 499 > 79.9  
4.85 5.896e+005  
2.82e4  
587923  
MM  
4756.16

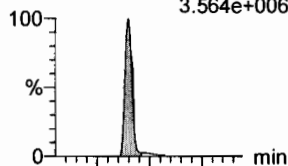


F31:MRM of 2 channels,ES-  
499 > 99  
3.841e+005

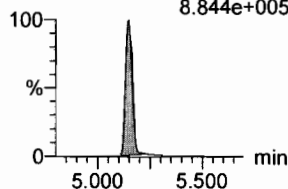


**PFDA**

F36:MRM of 2 channels,ES-  
513 > 468.8  
3.564e+006

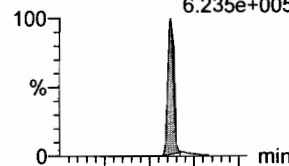


F36:MRM of 2 channels,ES-  
513 > 219  
8.844e+005

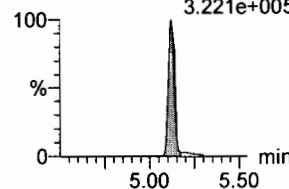


**8:2 FTS**

F41:MRM of 2 channels,ES-  
527 > 506.9  
6.235e+005

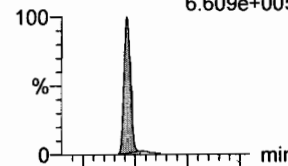


F41:MRM of 2 channels,ES-  
527 > 80  
3.221e+005

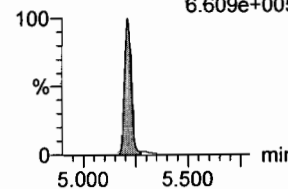


**PFNS**

F44:MRM of 2 channels,ES-  
549.1 > 80.1  
6.609e+005

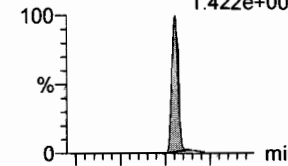


F44:MRM of 2 channels,ES-  
549.1 > 80.1  
6.609e+005

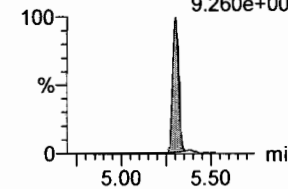


**N-MeFOSAA**

F47:MRM of 2 channels,ES-  
570.1 > 419  
1.422e+006




F47:MRM of 2 channels,ES-  
570.1 > 483.0  
9.260e+004



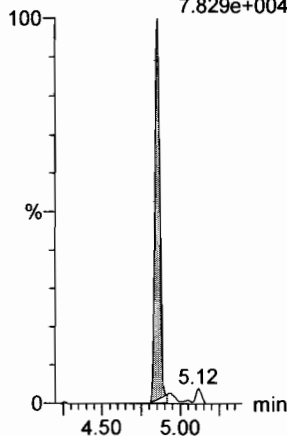
**13C8-PFOSA**

F33:MRM of 1 channel,ES-  
506.1 > 77.7  
7.979e+004



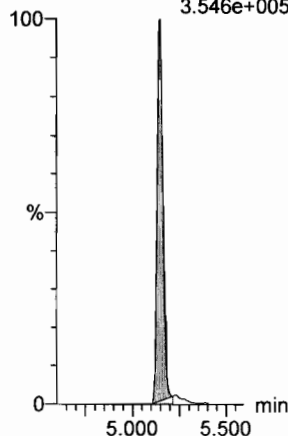
**13C8-PFOS**

F34:MRM of 1 channel,ES-  
507.0 > 79.9  
7.829e+004



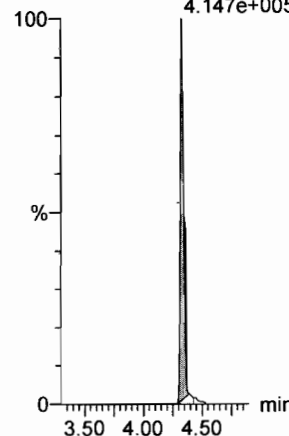
**13C2-PFDA**

F37:MRM of 1 channel,ES-  
515.1 > 469.9  
3.546e+005



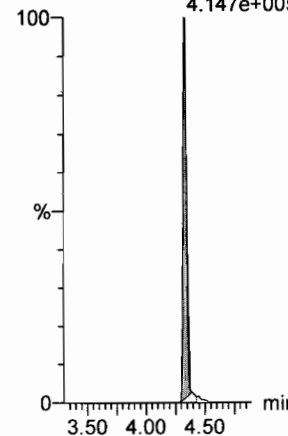
**13C2-PFOA**

F21:MRM of 1 channel,ES-  
414.9 > 369.7  
4.147e+005



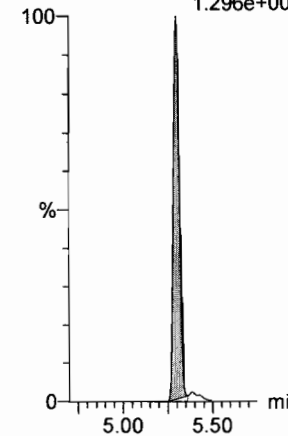
**13C2-PFOA**

F21:MRM of 1 channel,ES-  
414.9 > 369.7  
4.147e+005



**d3-N-MeFOSAA**

F49:MRM of 1 channel,ES-  
573.3 > 419  
1.296e+005

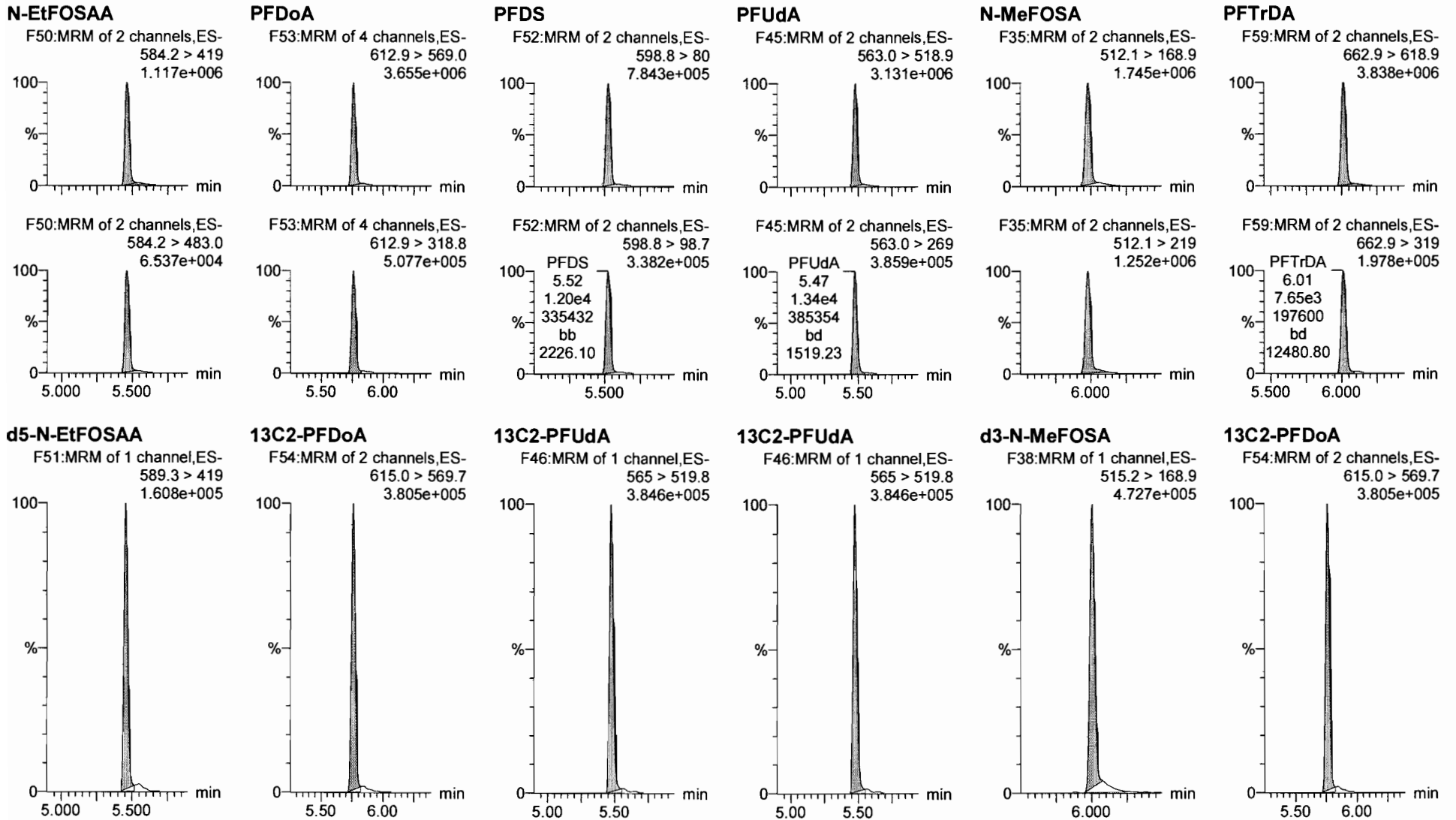


Dataset: F:\Projects\PFAS.PRO\Results\180301M1\180301M1-CRV.qld

Last Altered: Saturday, March 03, 2018 05:01:46 Pacific Standard Time

Printed: Saturday, March 03, 2018 05:04:12 Pacific Standard Time

Name: 180301M1\_9, Date: 02-Mar-2018, Time: 02:12:06, ID: ST180301M1-8 PFC CS5 18B2319, Description: PFC CS5 18B2319



Dataset: F:\Projects\PFAS.PRO\Results\180301M1\180301M1-CRV.qld

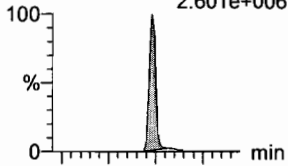
Last Altered: Saturday, March 03, 2018 05:01:46 Pacific Standard Time

Printed: Saturday, March 03, 2018 05:04:12 Pacific Standard Time

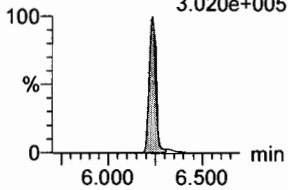
Name: 180301M1\_9, Date: 02-Mar-2018, Time: 02:12:06, ID: ST180301M1-8 PFC CS5 18B2319, Description: PFC CS5 18B2319

**PFTeDA**

F60:MRM of 2 channels,ES-  
712.9 > 668.8  
2.601e+006

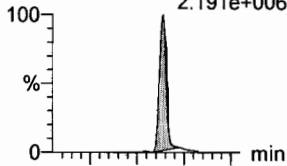


F60:MRM of 2 channels,ES-  
712.9 > 369  
3.020e+005

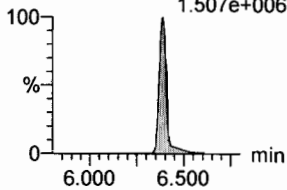


**N-EtFOSA**

F40:MRM of 2 channels,ES-  
526.1 > 168.9  
2.191e+006

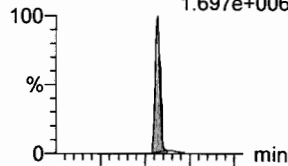


F40:MRM of 2 channels,ES-  
526.1 > 219  
1.507e+006

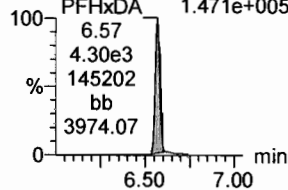


**PFHxDA**

F62:MRM of 2 channels,ES-  
813.1 > 768.6  
1.697e+006




F62:MRM of 2 channels,ES-  
813.1 > 219  
1.471e+005



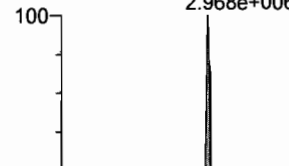
**PFODA**

F64:MRM of 1 channel,ES-  
913.1 > 868.8  
2.318e+006



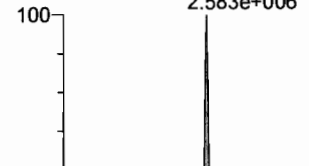
**N-MeFOSE**

F55:MRM of 1 channel,ES-  
616.1 > 58.9  
2.968e+006




**N-EtFOSE**

F57:MRM of 1 channel,ES-  
630.1 > 58.9  
2.583e+006




**13C2-PFTeDA**

F61:MRM of 2 channels,ES-  
714.8 > 669.6  
1.193e+005



**d5-N-ETFOSA**

F43:MRM of 1 channel,ES-  
531.1 > 168.9  
7.373e+005



**13C2-PFHxDA**

F63:MRM of 1 channel,ES-  
815 > 769.7  
1.215e+005



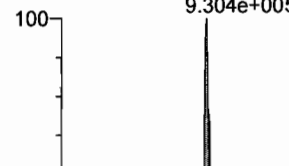
**13C2-PFHxDA**

F63:MRM of 1 channel,ES-  
815 > 769.7  
1.215e+005




**d7-N-MeFOSE**

F56:MRM of 1 channel,ES-  
623.1 > 58.9  
9.304e+005



**d9-N-EtFOSE**

F58:MRM of 1 channel,ES-  
639.2 > 58.8  
6.659e+005

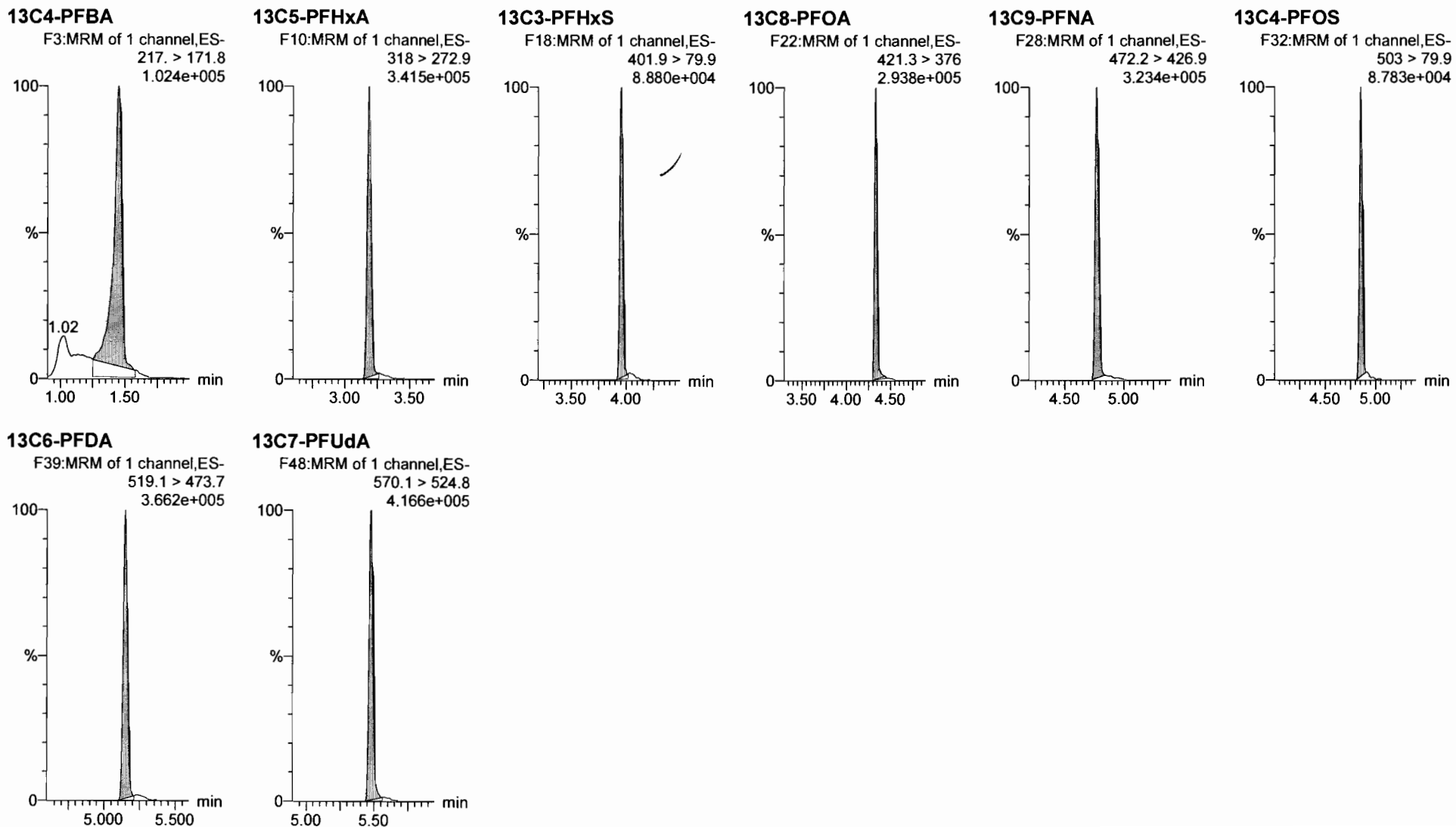


Dataset: F:\Projects\PFAS.PRO\Results\180301M1\180301M1-CRV.qld

Last Altered: Saturday, March 03, 2018 05:01:46 Pacific Standard Time

Printed: Saturday, March 03, 2018 05:04:12 Pacific Standard Time

Name: 180301M1\_9, Date: 02-Mar-2018, Time: 02:12:06, ID: ST180301M1-8 PFC CS5 18B2319, Description: PFC CS5 18B2319



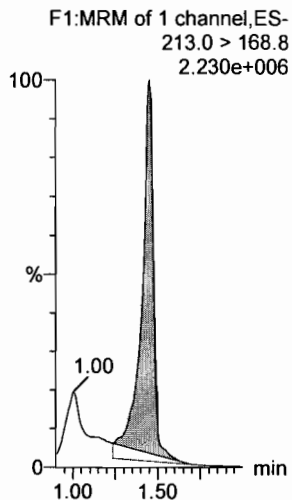
Dataset: F:\Projects\PFAS.PRO\Results\180301M1\180301M1-CRV.qld

Last Altered: Saturday, March 03, 2018 04:46:56 Pacific Standard Time

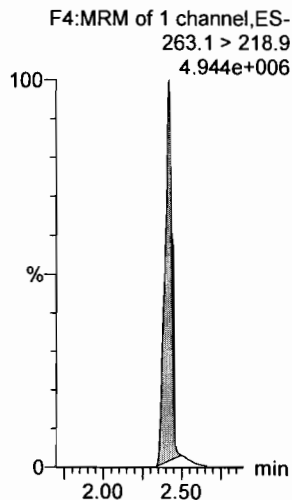
Printed: Saturday, March 03, 2018 04:47:38 Pacific Standard Time

Name: 180301M1\_10, Date: 02-Mar-2018, Time: 02:23:33, ID: ST180301M1-9 PFC CS6 18B2320, Description: PFC CS6 18B2320

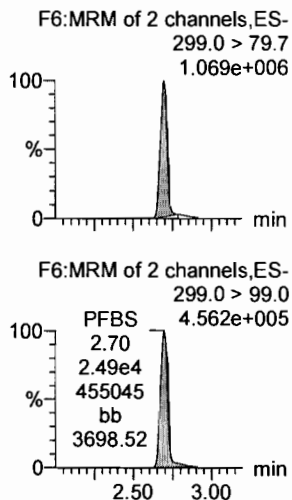
**PFBA**



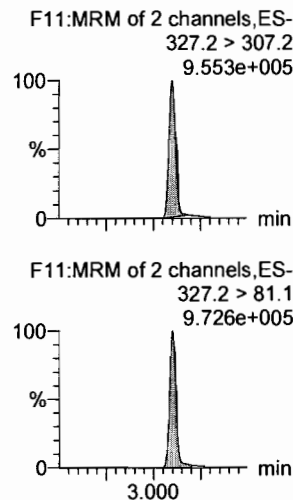
**PFPeA**



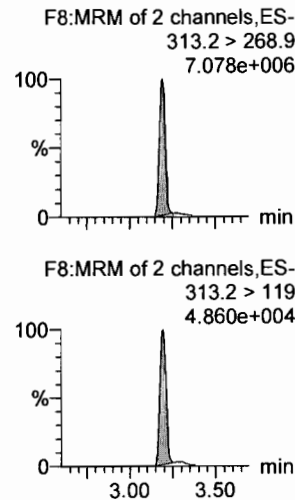
**PFBS**



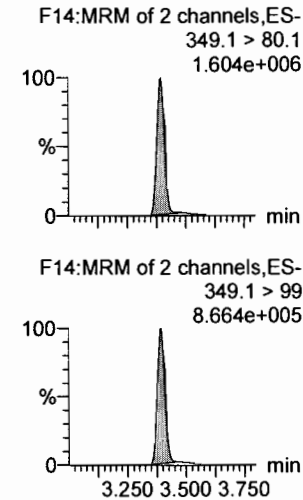
**4:2 FTS**



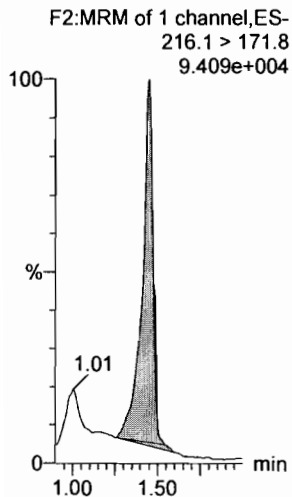
**PFHxA**



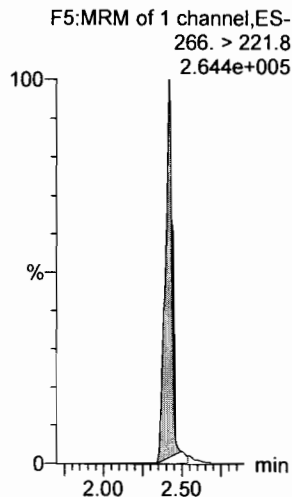
**PFPeS**



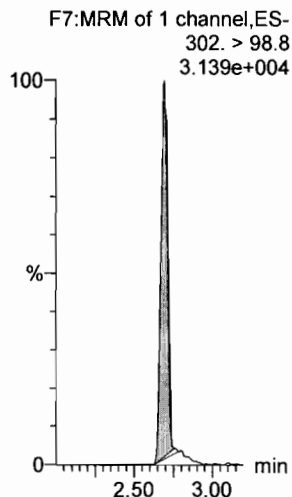
**13C3-PFBA**



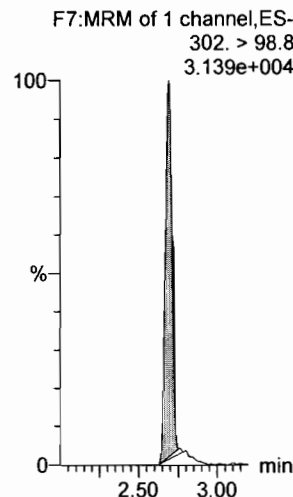
**13C3-PFPeA**



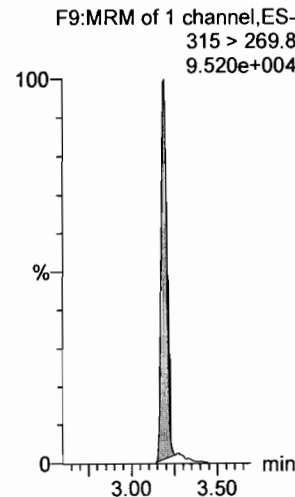
**13C3-PFBS**



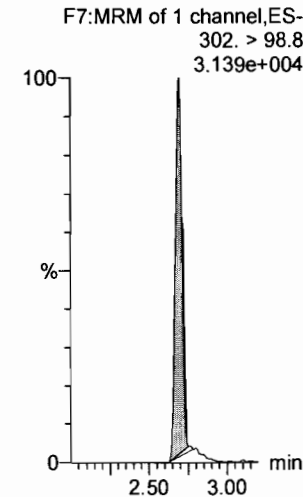
**13C3-PFBS**



**13C2-PFHxA**



**13C3-PFBS**



Dataset: F:\Projects\PFAS.PRO\Results\180301M1\180301M1-CRV.qld

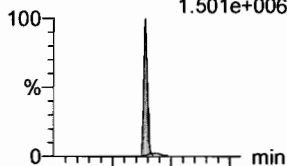
Last Altered: Saturday, March 03, 2018 04:46:56 Pacific Standard Time

Printed: Saturday, March 03, 2018 04:47:38 Pacific Standard Time

Name: 180301M1\_10, Date: 02-Mar-2018, Time: 02:23:33, ID: ST180301M1-9 PFC CS6 18B2320, Description: PFC CS6 18B2320


**6:2 FTS**

F23:MRM of 2 channels,ES-  
427.1 > 407  
1.501e+006



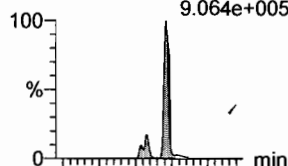
**PFHpA**

F15:MRM of 2 channels,ES-  
363.0 > 318.9  
6.763e+006



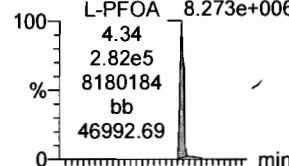
**L-PFHxS**

F17:MRM of 2 channels,ES-  
398.9 > 79.6  
9.064e+005



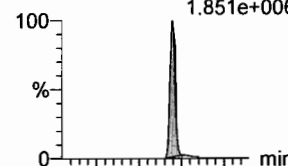
**L-PFOA**

F20:MRM of 2 channels,ES-  
413 > 368.7  
8.273e+006



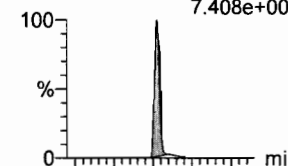
**PFHpS**

F25:MRM of 2 channels,ES-  
449 > 80.0  
1.851e+006

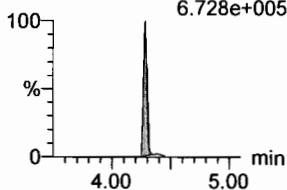


**PFNA**

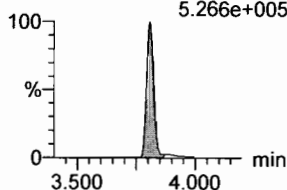
F26:MRM of 2 channels,ES-  
463.0 > 418.8  
7.408e+006



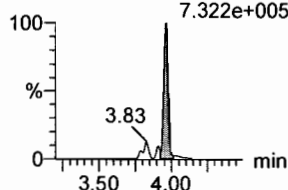
F23:MRM of 2 channels,ES-  
427.1 > 80  
6.728e+005



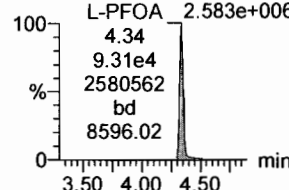
F15:MRM of 2 channels,ES-  
363.0 > 169.0  
5.266e+005



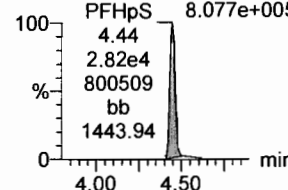
F17:MRM of 2 channels,ES-  
398.9 > 99.0  
7.322e+005



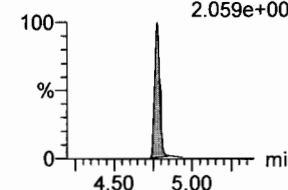
F20:MRM of 2 channels,ES-  
413 > 169  
2.583e+006



F25:MRM of 2 channels,ES-  
449 > 98.7  
8.077e+005

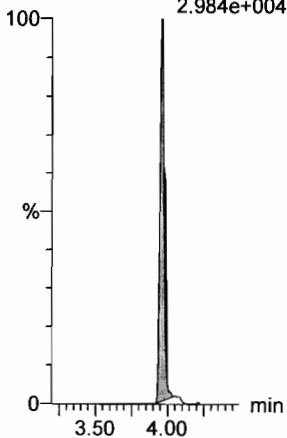


F26:MRM of 2 channels,ES-  
463.0 > 219.0  
2.059e+006



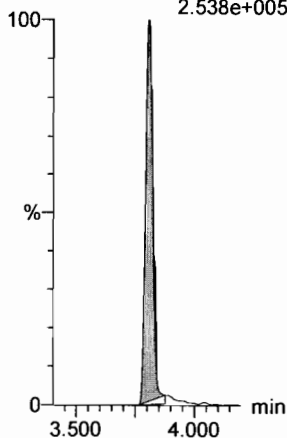
**18O2-PFHxS**

F19:MRM of 1 channel,ES-  
403.0 > 102.6  
2.984e+004




**13C4-PFHpA**

F16:MRM of 1 channel,ES-  
367.2 > 321.8  
2.538e+005



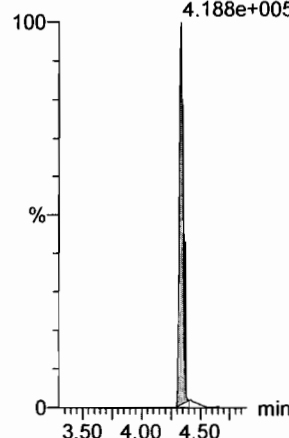
**13C2-PFOA**

F21:MRM of 1 channel,ES-  
414.9 > 369.7  
4.188e+005



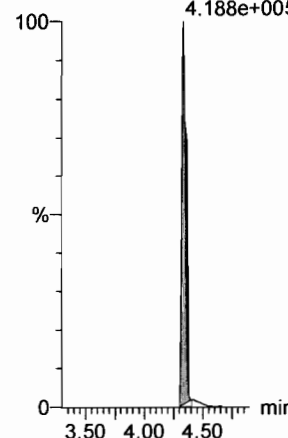
**13C2-PFOA**

F21:MRM of 1 channel,ES-  
414.9 > 369.7  
4.188e+005



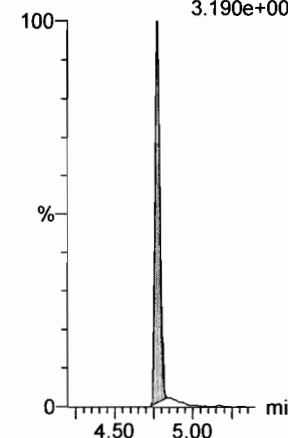
**13C2-PFOA**

F21:MRM of 1 channel,ES-  
414.9 > 369.7  
4.188e+005



**13C5-PFNA**

F27:MRM of 1 channel,ES-  
468.2 > 422.9  
3.190e+005



Dataset: F:\Projects\PFAS.PRO\Results\180301M1\180301M1-CRV.qld

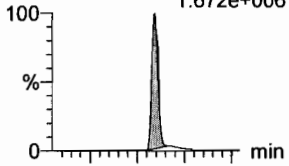
Last Altered: Saturday, March 03, 2018 04:46:56 Pacific Standard Time

Printed: Saturday, March 03, 2018 04:47:38 Pacific Standard Time

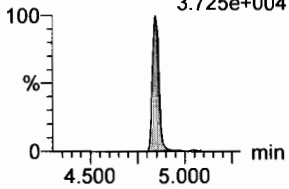
Name: 180301M1\_10, Date: 02-Mar-2018, Time: 02:23:33, ID: ST180301M1-9 PFC CS6 18B2320, Description: PFC CS6 18B2320

**PFOSA**

F29:MRM of 4 channels,ES-  
498.1 > 77.8  
1.672e+006

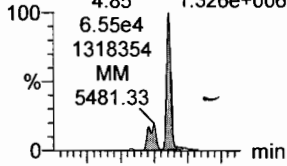


F29:MRM of 4 channels,ES-  
498.1 > 478  
3.725e+004

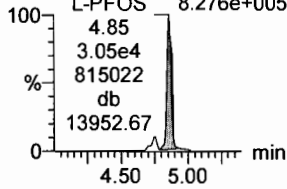


**L-PFOS**

F31:MRM of 2 channels,ES-  
L-PFOS 499 > 79.9  
4.85 1.326e+006  
6.55e4  
1318354  
MM  
5481.33

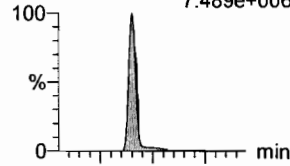


F31:MRM of 2 channels,ES-  
L-PFOS 499 > 99  
4.85 8.276e+005  
3.05e4  
815022  
db  
13952.67

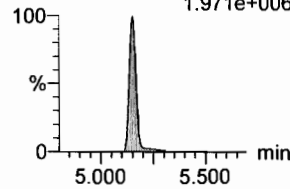


**PFDA**

F36:MRM of 2 channels,ES-  
513 > 468.8  
7.489e+006

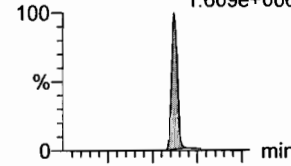


F36:MRM of 2 channels,ES-  
513 > 219  
1.971e+006

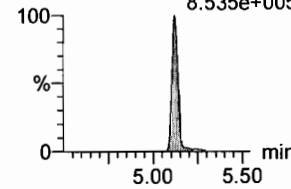


**8:2 FTS**

F41:MRM of 2 channels,ES-  
527 > 506.9  
1.609e+006

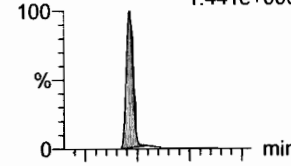


F41:MRM of 2 channels,ES-  
527 > 80  
8.535e+005

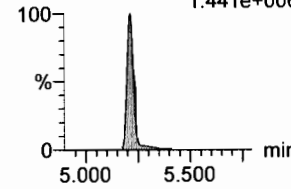


**PFNS**

F44:MRM of 2 channels,ES-  
549.1 > 80.1  
1.441e+006

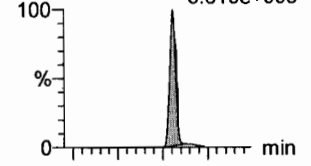


F44:MRM of 2 channels,ES-  
549.1 > 80.1  
1.441e+006

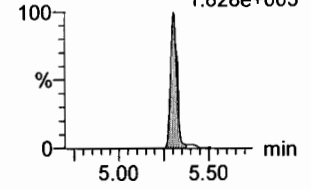


**N-MeFOSAA**

F47:MRM of 2 channels,ES-  
570.1 > 419  
3.619e+006

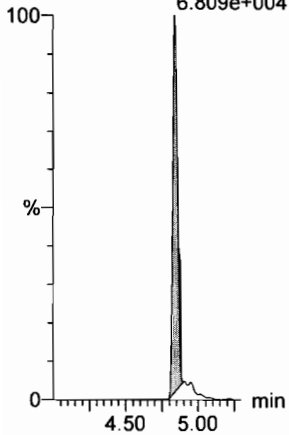


F47:MRM of 2 channels,ES-  
570.1 > 483.0  
1.828e+005



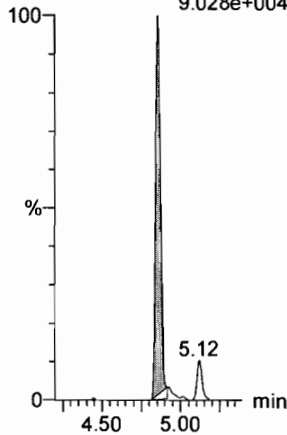
**13C8-PFOSA**

F33:MRM of 1 channel,ES-  
506.1 > 77.7  
6.809e+004



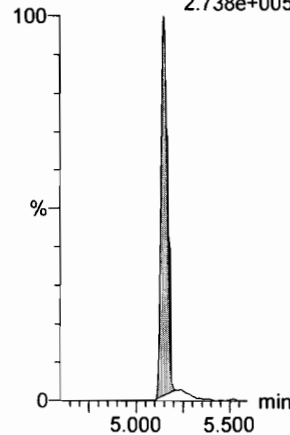
**13C8-PFOS**

F34:MRM of 1 channel,ES-  
507.0 > 79.9  
9.028e+004



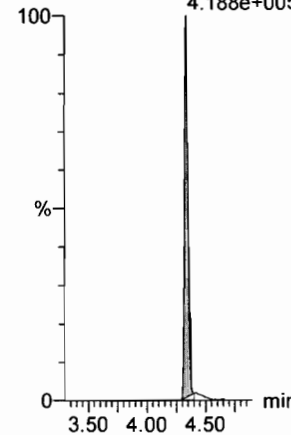
**13C2-PFDA**

F37:MRM of 1 channel,ES-  
515.1 > 469.9  
2.738e+005



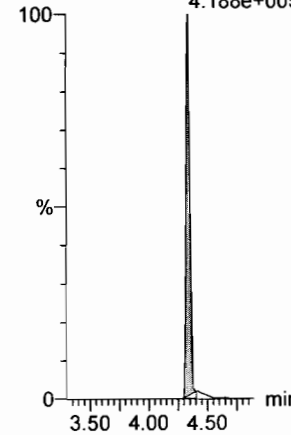
**13C2-PFOA**

F21:MRM of 1 channel,ES-  
414.9 > 369.7  
4.188e+005



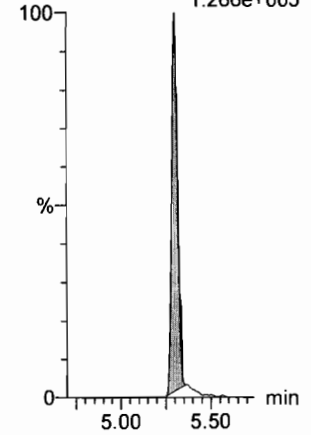
**13C2-PFOA**

F21:MRM of 1 channel,ES-  
414.9 > 369.7  
4.188e+005



**d3-N-MeFOSAA**

F49:MRM of 1 channel,ES-  
573.3 > 419  
1.266e+005



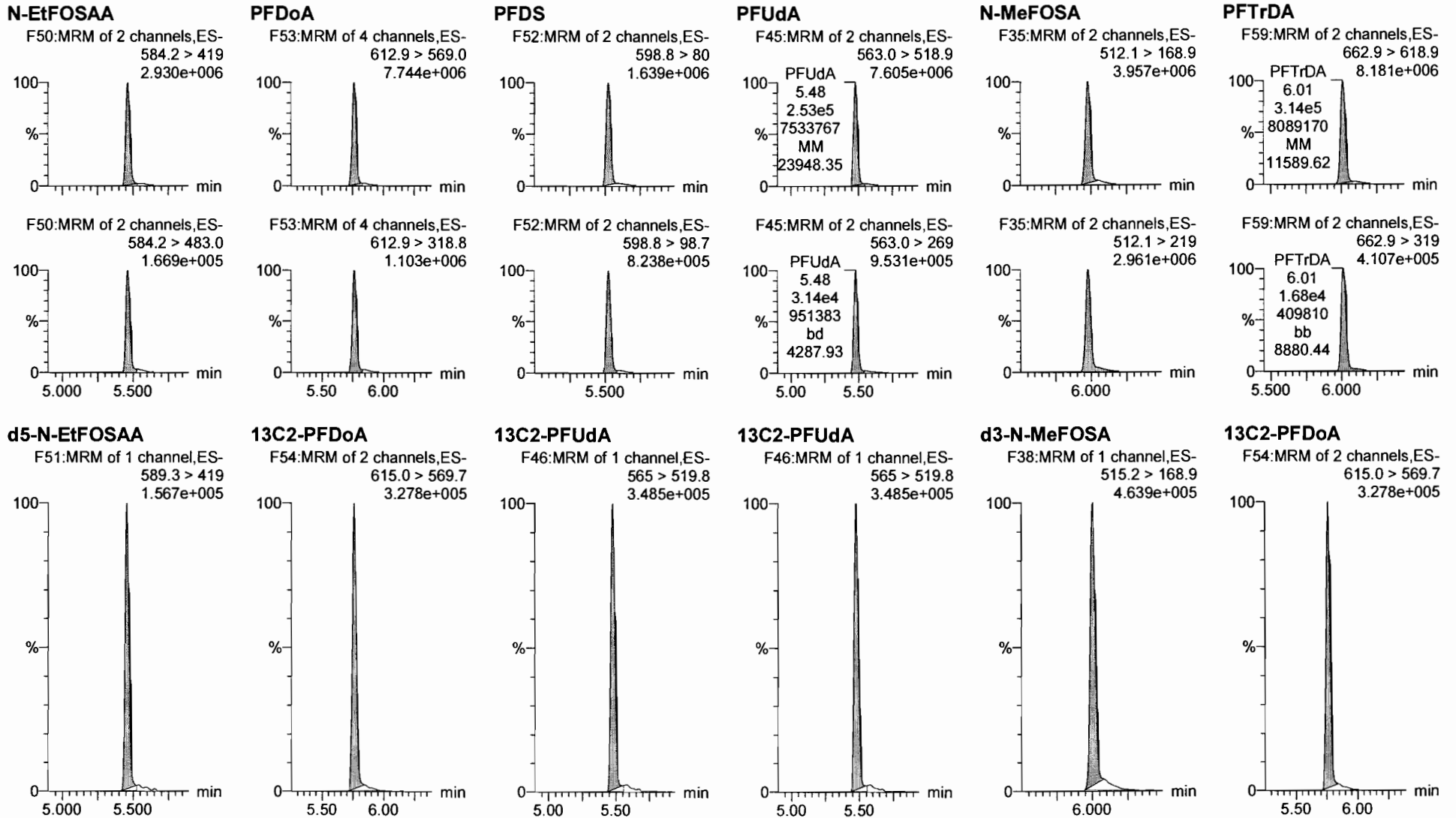


Dataset: F:\Projects\PFAS.PRO\Results\180301M1\180301M1-CRV.qld

Last Altered: Saturday, March 03, 2018 04:46:56 Pacific Standard Time

Printed: Saturday, March 03, 2018 04:47:38 Pacific Standard Time

Name: 180301M1\_10, Date: 02-Mar-2018, Time: 02:23:33, ID: ST180301M1-9 PFC CS6 18B2320, Description: PFC CS6 18B2320



Dataset: F:\Projects\PFAS.PRO\Results\180301M1\180301M1-CRV.qld

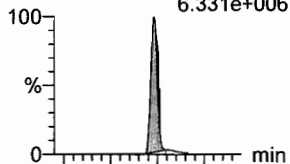
Last Altered: Saturday, March 03, 2018 04:46:56 Pacific Standard Time

Printed: Saturday, March 03, 2018 04:47:38 Pacific Standard Time

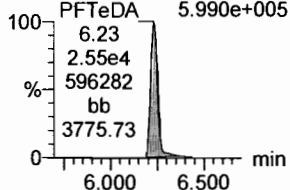
Name: 180301M1\_10, Date: 02-Mar-2018, Time: 02:23:33, ID: ST180301M1-9 PFC CS6 18B2320, Description: PFC CS6 18B2320

**PFTeDA**

F60:MRM of 2 channels,ES-  
712.9 > 668.8  
6.331e+006

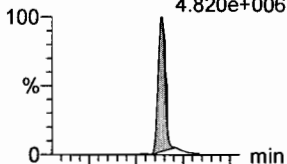


F60:MRM of 2 channels,ES-  
712.9 > 369  
5.990e+005

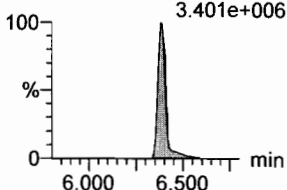


**N-EtFOSA**

F40:MRM of 2 channels,ES-  
526.1 > 168.9  
4.820e+006

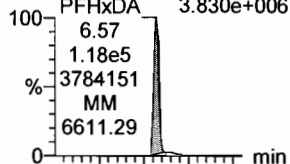


F40:MRM of 2 channels,ES-  
526.1 > 219  
3.401e+006

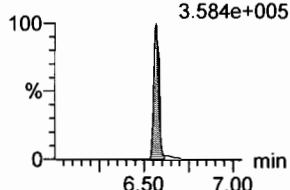


**PFHxDA**

F62:MRM of 2 channels,ES-  
813.1 > 768.6  
3.830e+006




F62:MRM of 2 channels,ES-  
813.1 > 219  
3.584e+005



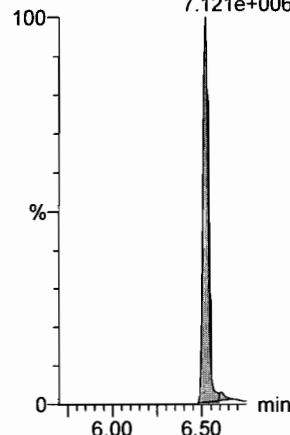
**PFODA**

F64:MRM of 1 channel,ES-  
913.1 > 868.8  
6.296e+006



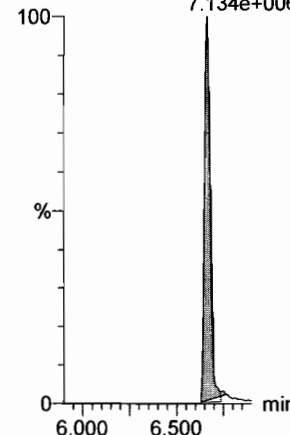
**N-MeFOSE**

F55:MRM of 1 channel,ES-  
616.1 > 58.9  
7.121e+006



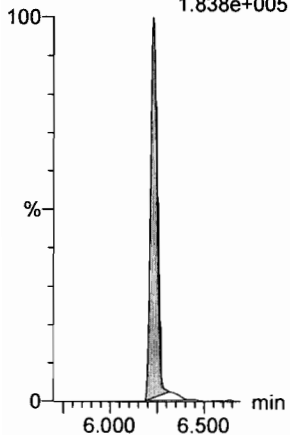
**N-EtFOSE**

F57:MRM of 1 channel,ES-  
630.1 > 58.9  
7.134e+006



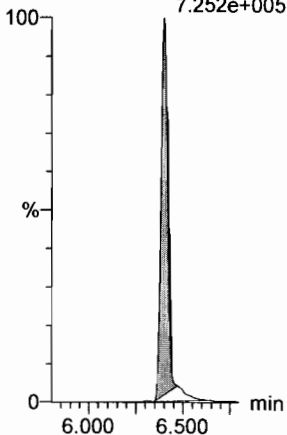
**13C2-PFTeDA**

F61:MRM of 2 channels,ES-  
714.8 > 669.6  
1.838e+005



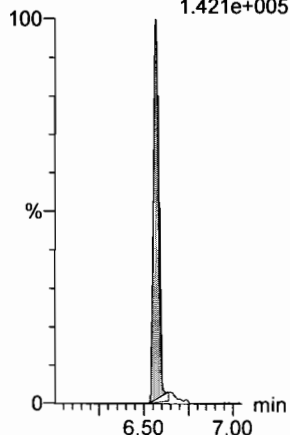
**d5-N-ETFOSA**

F43:MRM of 1 channel,ES-  
531.1 > 168.9  
7.252e+005



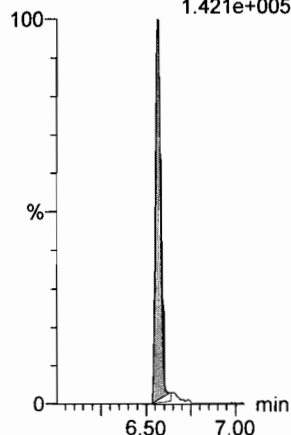
**13C2-PFHxDA**

F63:MRM of 1 channel,ES-  
815 > 769.7  
1.421e+005



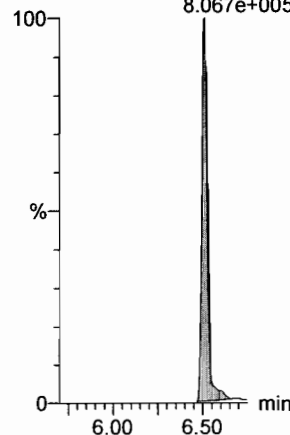
**13C2-PFHxDA**

F63:MRM of 1 channel,ES-  
815 > 769.7  
1.421e+005



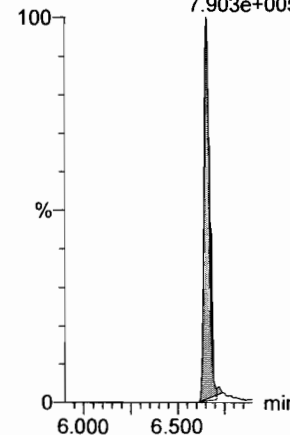
**d7-N-MeFOSE**

F56:MRM of 1 channel,ES-  
623.1 > 58.9  
8.067e+005



**d9-N-EtFOSE**

F58:MRM of 1 channel,ES-  
639.2 > 58.8  
7.903e+005



Dataset: F:\Projects\PFAS.PRO\Results\180301M1\180301M1-CRV.qld

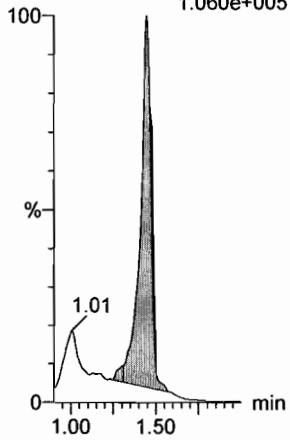
Last Altered: Saturday, March 03, 2018 04:46:56 Pacific Standard Time

Printed: Saturday, March 03, 2018 04:47:38 Pacific Standard Time

Name: 180301M1\_10, Date: 02-Mar-2018, Time: 02:23:33, ID: ST180301M1-9 PFC CS6 18B2320, Description: PFC CS6 18B2320

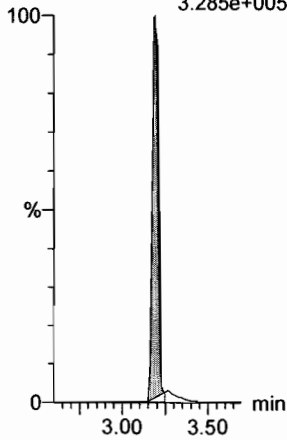
**13C4-PFBA**

F3:MRM of 1 channel,ES-  
217. > 171.8  
1.060e+005



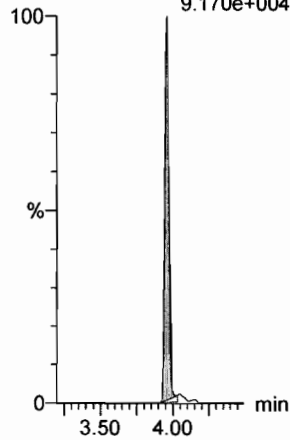
**13C5-PFHxA**

F10:MRM of 1 channel,ES-  
318 > 272.9  
3.285e+005




**13C3-PFHxS**

F18:MRM of 1 channel,ES-  
401.9 > 79.9  
9.170e+004



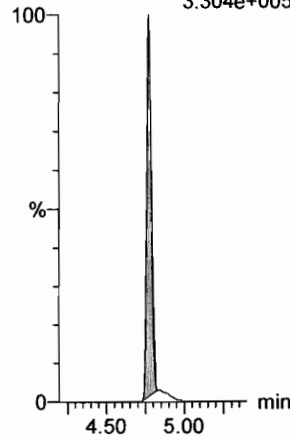
**13C8-PFOA**

F22:MRM of 1 channel,ES-  
421.3 > 376  
3.283e+005



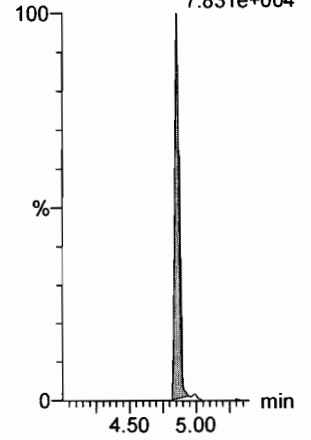
**13C9-PFNA**

F28:MRM of 1 channel,ES-  
472.2 > 426.9  
3.304e+005



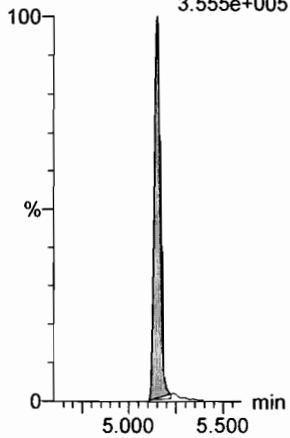
**13C4-PFOS**

F32:MRM of 1 channel,ES-  
503 > 79.9  
7.831e+004



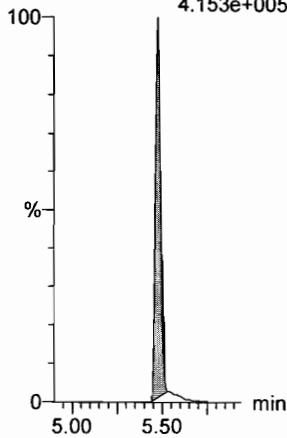
**13C6-PFDA**

F39:MRM of 1 channel,ES-  
519.1 > 473.7  
3.555e+005



**13C7-PFUDa**

F48:MRM of 1 channel,ES-  
570.1 > 524.8  
4.153e+005



Dataset: F:\Projects\PFAS.PRO\Results\180301M1\180301M1-CRV.qld

Last Altered: Saturday, March 03, 2018 05:04:35 Pacific Standard Time

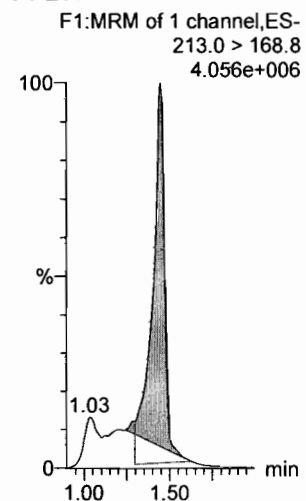
Printed: Saturday, March 03, 2018 05:05:07 Pacific Standard Time

Method: F:\Projects\PFAS.PRO\MethDB\PFAS\_FULL\_80C\_022718.mdb 28 Feb 2018 13:19:45

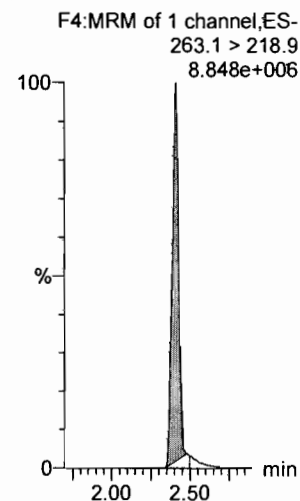
Calibration: 03 Mar 2018 05:04:35

Name: 180301M1\_11, Date: 02-Mar-2018, Time: 02:35:03, ID: ST180301M1-10 PFC CS7 18B2321, Description: PFC CS7 18B2321

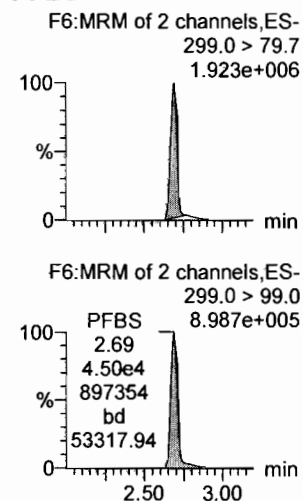
**PFBA**




**PFPeA**



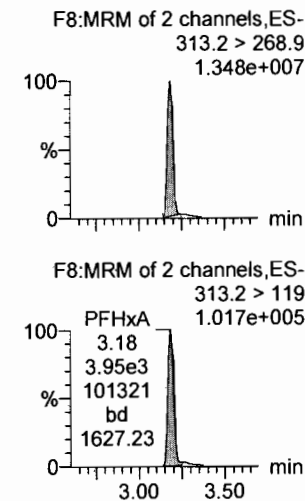
**PFBS**



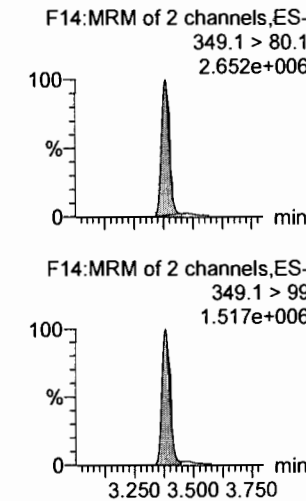
**4:2 FTS**



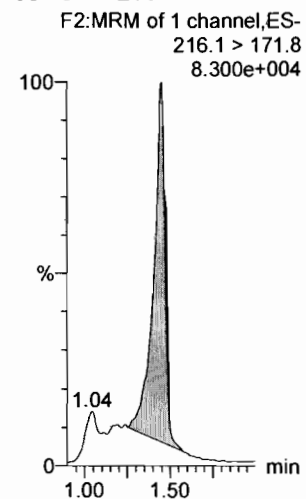
**PFHxA**



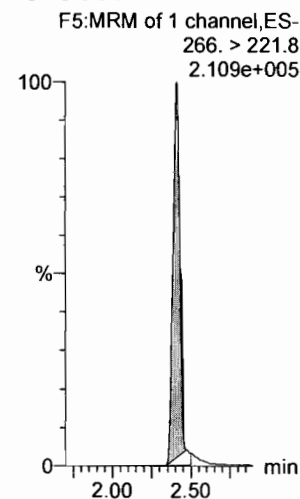
**PFPeS**



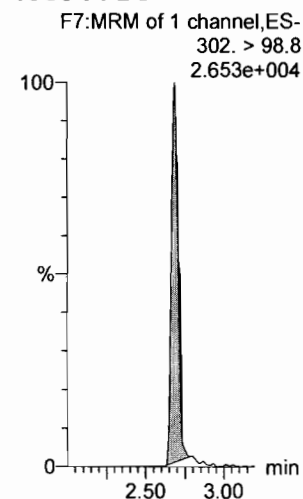
**13C3-PFBA**



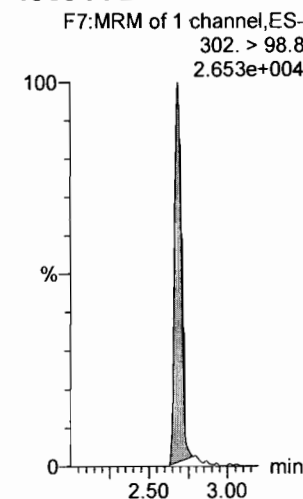
**13C3-PFPeA**



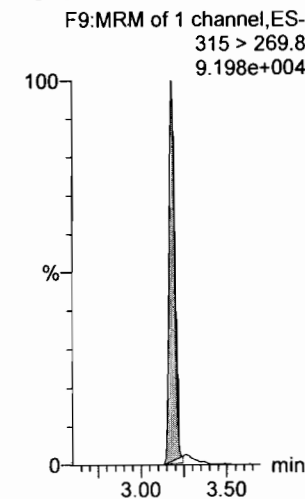
**13C3-PFBS**



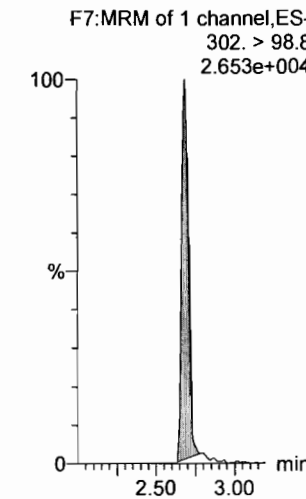
**13C3-PFBS**



**13C2-PFHxA**



**13C3-PFBS**



Dataset: F:\Projects\PFAS.PRO\Results\180301M1\180301M1-CRV.qld

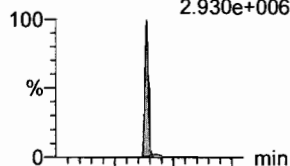
Last Altered: Saturday, March 03, 2018 05:04:35 Pacific Standard Time

Printed: Saturday, March 03, 2018 05:05:07 Pacific Standard Time

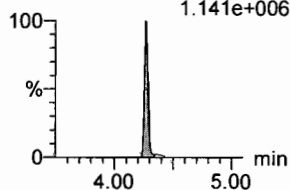
Name: 180301M1\_11, Date: 02-Mar-2018, Time: 02:35:03, ID: ST180301M1-10 PFC CS7 18B2321, Description: PFC CS7 18B2321

6:2 FTS

F23:MRM of 2 channels,ES-  
427.1 > 407  
2.930e+006

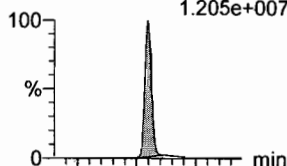


F23:MRM of 2 channels,ES-  
427.1 > 80  
1.141e+006

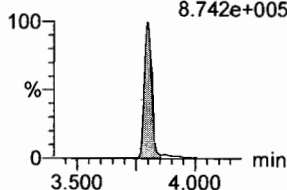


PFHpA

F15:MRM of 2 channels,ES-  
363.0 > 318.9  
1.205e+007

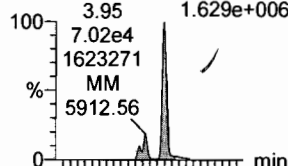


F15:MRM of 2 channels,ES-  
363.0 > 169.0  
8.742e+005

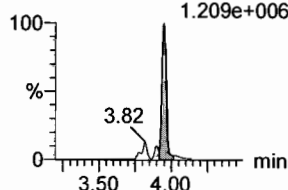


L-PFHxS

F17:MRM of 2 channels,ES-  
L-PFHxS 398.9 > 79.6  
3.95 1.629e+006  
7.02e4  
1623271  
MM  
5912.56

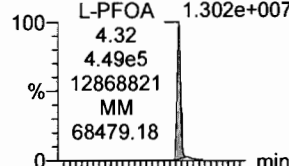


F17:MRM of 2 channels,ES-  
398.9 > 99.0  
1.209e+006

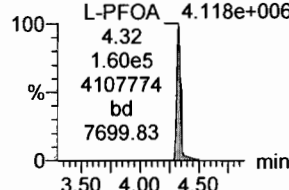


L-PFOA

F20:MRM of 2 channels,ES-  
413 > 368.7  
1.302e+007  
L-PFOA 1.302e+007  
4.32  
4.49e5  
12868821  
MM  
68479.18

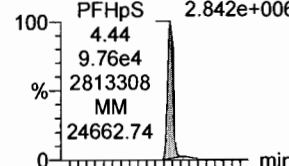


F20:MRM of 2 channels,ES-  
413 > 169  
4.118e+006  
L-PFOA 4.118e+006  
4.32  
1.60e5  
4107774  
bd  
7699.83

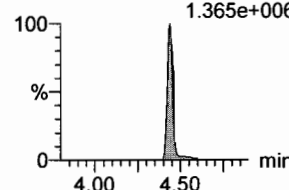


PFHpS

F25:MRM of 2 channels,ES-  
449 > 80.0  
2.842e+006  
PFHpS 2.842e+006  
4.44  
9.76e4  
2813308  
MM  
24662.74

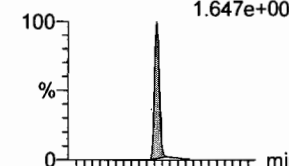


F25:MRM of 2 channels,ES-  
449 > 98.7  
1.365e+006

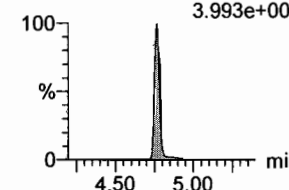


PFNA

F26:MRM of 2 channels,ES-  
463.0 > 418.8  
1.647e+007

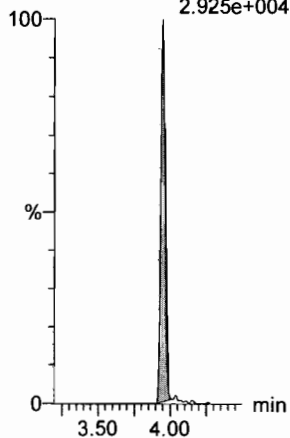


F26:MRM of 2 channels,ES-  
463.0 > 219.0  
3.993e+006



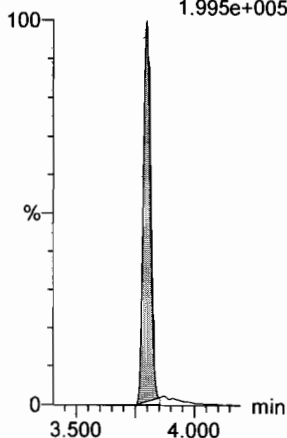
18O2-PFHxS

F19:MRM of 1 channel,ES-  
403.0 > 102.6  
2.925e+004



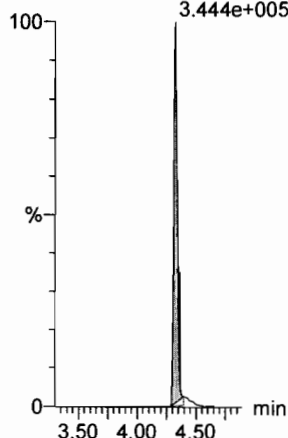
13C4-PFHpA

F16:MRM of 1 channel,ES-  
367.2 > 321.8  
1.995e+005



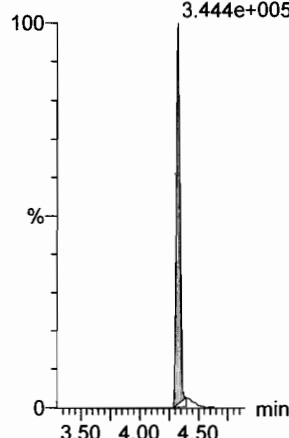
13C2-PFOA

F21:MRM of 1 channel,ES-  
414.9 > 369.7  
3.444e+005



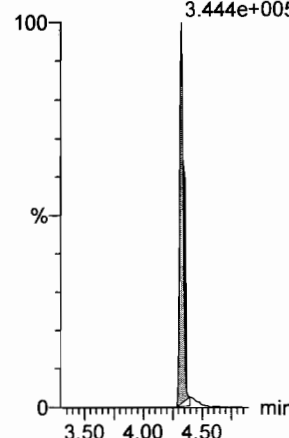
13C2-PFOA

F21:MRM of 1 channel,ES-  
414.9 > 369.7  
3.444e+005



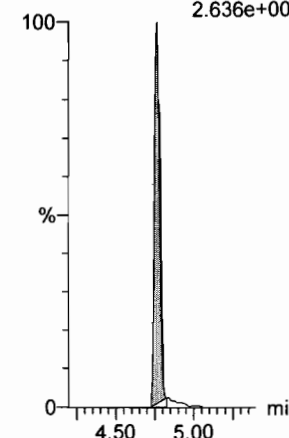
13C2-PFOA

F21:MRM of 1 channel,ES-  
414.9 > 369.7  
3.444e+005



13C5-PFNA

F27:MRM of 1 channel,ES-  
468.2 > 422.9  
2.636e+005



Dataset: F:\Projects\PFAS.PRO\Results\180301M1\180301M1-CRV.qld

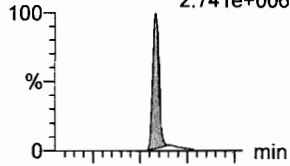
Last Altered: Saturday, March 03, 2018 05:04:35 Pacific Standard Time

Printed: Saturday, March 03, 2018 05:05:07 Pacific Standard Time

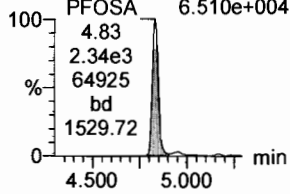
Name: 180301M1\_11, Date: 02-Mar-2018, Time: 02:35:03, ID: ST180301M1-10 PFC CS7 18B2321, Description: PFC CS7 18B2321

**PFOSA**

F29:MRM of 4 channels,ES-  
498.1 > 77.8  
2.741e+006

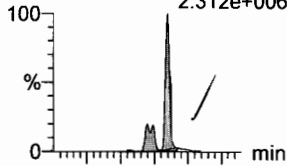


F29:MRM of 4 channels,ES-  
498.1 > 478  
6.510e+004

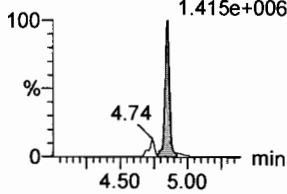


**L-PFOS**

F31:MRM of 2 channels,ES-  
499 > 79.9  
2.312e+006

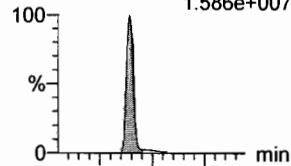


F31:MRM of 2 channels,ES-  
499 > 99  
1.415e+006

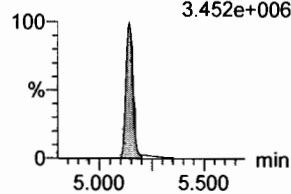


**PFDA**

F36:MRM of 2 channels,ES-  
513 > 468.8  
1.586e+007

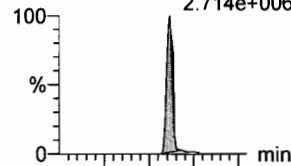


F36:MRM of 2 channels,ES-  
513 > 219  
3.452e+006

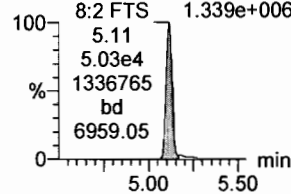


**8:2 FTS**

F41:MRM of 2 channels,ES-  
527 > 506.9  
2.714e+006



F41:MRM of 2 channels,ES-  
527 > 80  
1.339e+006

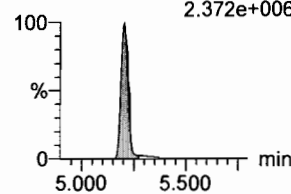


**PFNS**

F44:MRM of 2 channels,ES-  
549.1 > 80.1  
2.372e+006

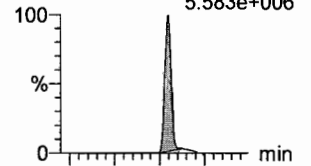


F44:MRM of 2 channels,ES-  
549.1 > 80.1  
2.372e+006

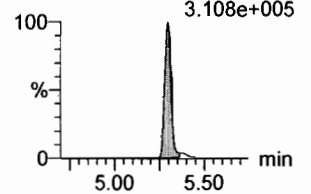


**N-MeFOSAA**

F47:MRM of 2 channels,ES-  
570.1 > 419  
5.583e+006

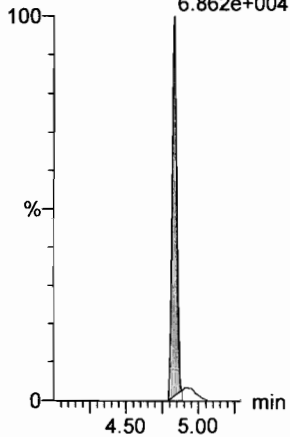


F47:MRM of 2 channels,ES-  
570.1 > 483.0  
3.108e+005



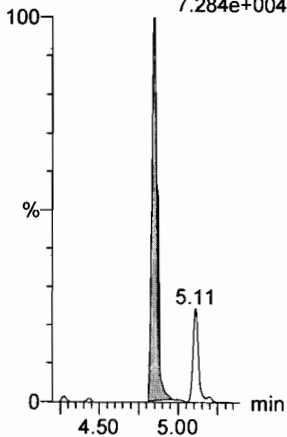
**13C8-PFOSA**

F33:MRM of 1 channel,ES-  
506.1 > 77.7  
6.862e+004



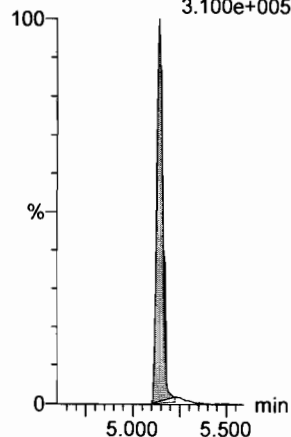
**13C8-PFOS**

F34:MRM of 1 channel,ES-  
507.0 > 79.9  
7.284e+004



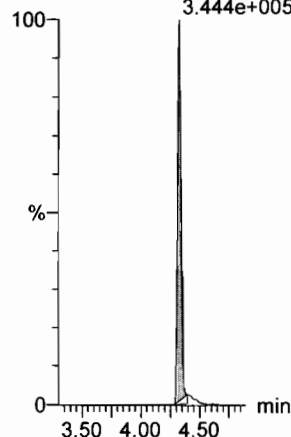
**13C2-PFDA**

F37:MRM of 1 channel,ES-  
515.1 > 469.9  
3.100e+005



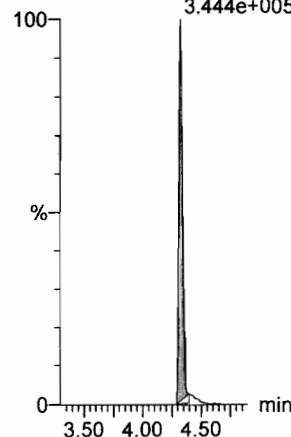
**13C2-PFOA**

F21:MRM of 1 channel,ES-  
414.9 > 369.7  
3.444e+005




**13C2-PFOA**

F21:MRM of 1 channel,ES-  
414.9 > 369.7  
3.444e+005



**d3-N-MeFOSAA**

F49:MRM of 1 channel,ES-  
573.3 > 419  
1.120e+005

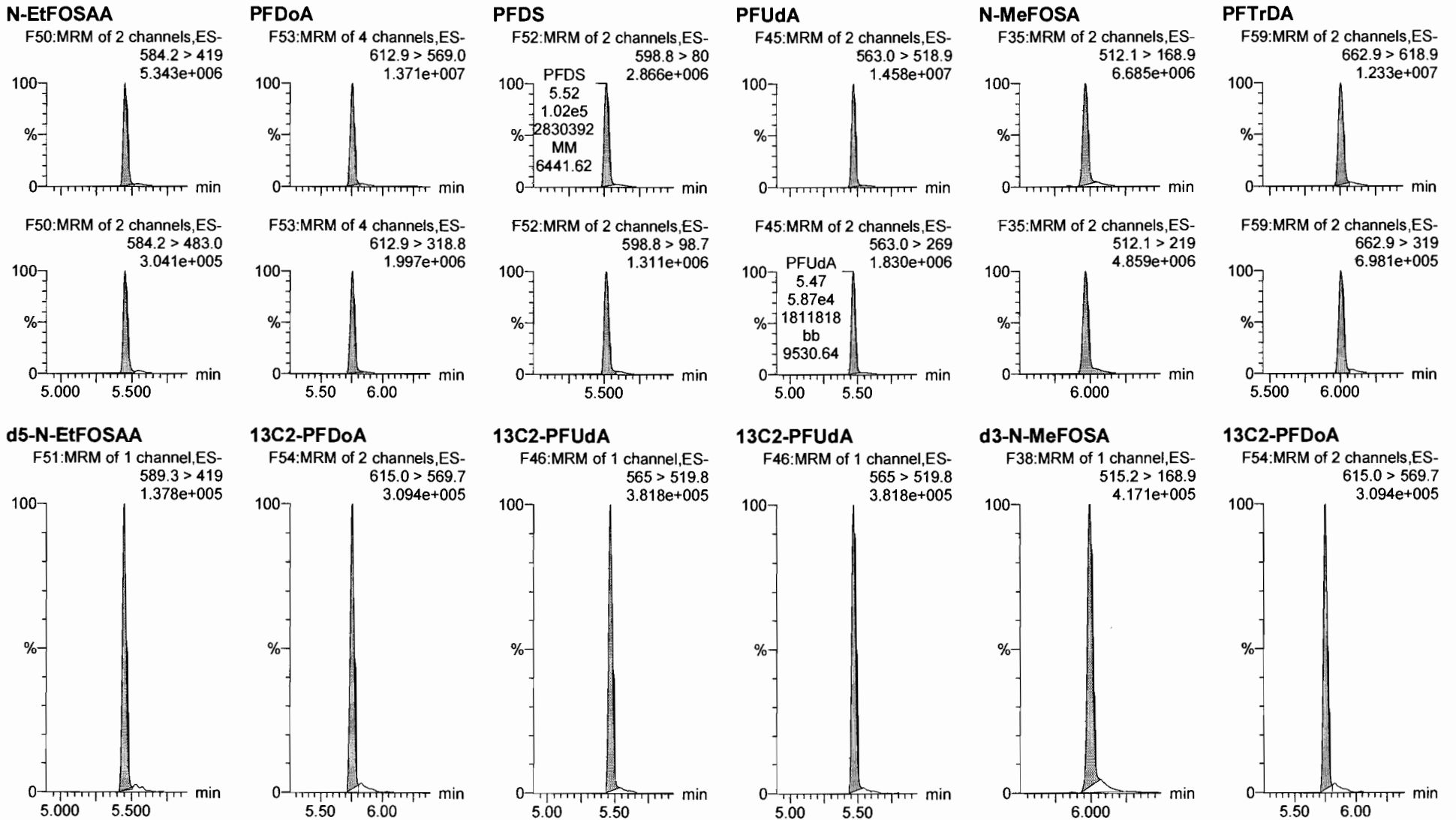


Dataset: F:\Projects\PFAS.PRO\Results\180301M1\180301M1-CRV.qld

Last Altered: Saturday, March 03, 2018 05:04:35 Pacific Standard Time

Printed: Saturday, March 03, 2018 05:05:07 Pacific Standard Time

Name: 180301M1\_11, Date: 02-Mar-2018, Time: 02:35:03, ID: ST180301M1-10 PFC CS7 18B2321, Description: PFC CS7 18B2321



Dataset: F:\Projects\PFAS.PRO\Results\180301M1\180301M1-CRV.qld

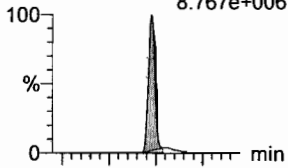
Last Altered: Saturday, March 03, 2018 05:04:35 Pacific Standard Time

Printed: Saturday, March 03, 2018 05:05:07 Pacific Standard Time

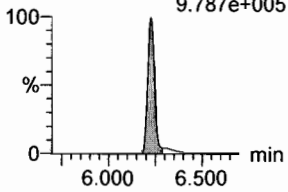
Name: 180301M1\_11, Date: 02-Mar-2018, Time: 02:35:03, ID: ST180301M1-10 PFC CS7 18B2321, Description: PFC CS7 18B2321

**PFTeDA**

F60:MRM of 2 channels,ES-  
712.9 > 668.8  
8.767e+006

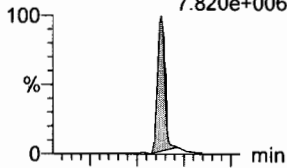


F60:MRM of 2 channels,ES-  
712.9 > 369  
9.787e+005

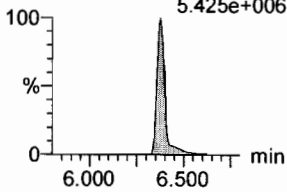


**N-EtFOSA**

F40:MRM of 2 channels,ES-  
526.1 > 168.9  
7.820e+006

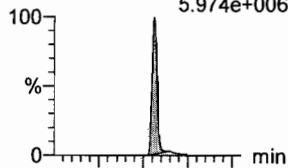


F40:MRM of 2 channels,ES-  
526.1 > 219  
5.425e+006

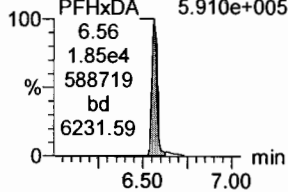


**PFHxDA**

F62:MRM of 2 channels,ES-  
813.1 > 768.6  
5.974e+006




F62:MRM of 2 channels,ES-  
813.1 > 219  
5.910e+005



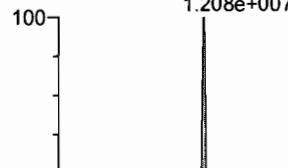
**PFODA**

F64:MRM of 1 channel,ES-  
913.1 > 868.8  
9.355e+006




**N-MeFOSE**

F55:MRM of 1 channel,ES-  
616.1 > 58.9  
1.208e+007




**N-EtFOSE**

F57:MRM of 1 channel,ES-  
630.1 > 58.9  
1.363e+007




**13C2-PFTeDA**

F61:MRM of 2 channels,ES-  
714.8 > 669.6  
1.568e+005




**d5-N-ETFOSA**

F43:MRM of 1 channel,ES-  
531.1 > 168.9  
5.882e+005



**13C2-PFHxDA**

F63:MRM of 1 channel,ES-  
815 > 769.7  
1.453e+005



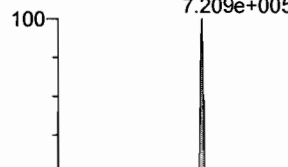
**13C2-PFHxDA**

F63:MRM of 1 channel,ES-  
815 > 769.7  
1.453e+005




**d7-N-MeFOSE**

F56:MRM of 1 channel,ES-  
623.1 > 58.9  
7.209e+005



**d9-N-EtFOSE**

F58:MRM of 1 channel,ES-  
639.2 > 58.8  
6.193e+005





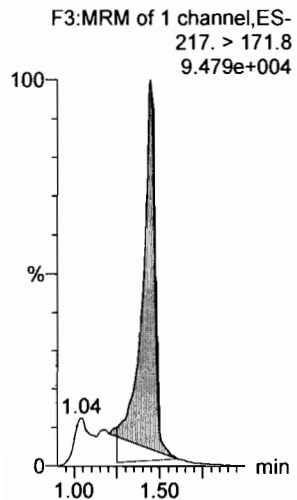
Dataset: F:\Projects\PFAS.PRO\Results\180301M1\180301M1-CRV.qld

Last Altered: Saturday, March 03, 2018 05:04:35 Pacific Standard Time

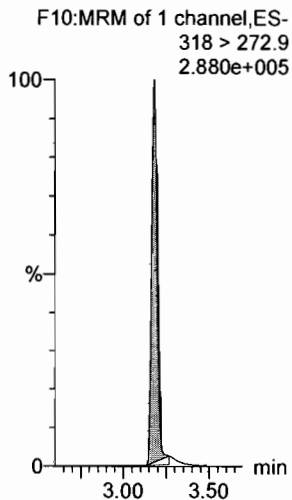
Printed: Saturday, March 03, 2018 05:05:07 Pacific Standard Time

Name: 180301M1\_11, Date: 02-Mar-2018, Time: 02:35:03, ID: ST180301M1-10 PFC CS7 18B2321, Description: PFC CS7 18B2321

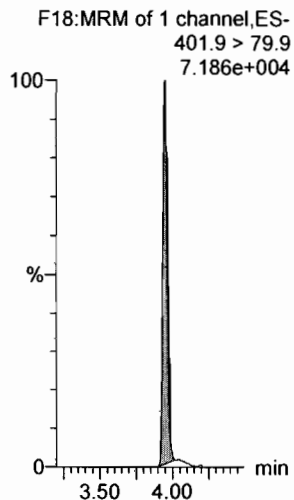
**13C4-PFBA**



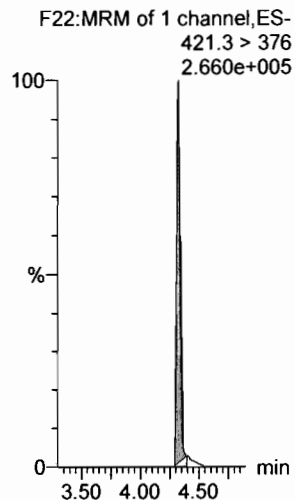
**13C5-PFHxA**



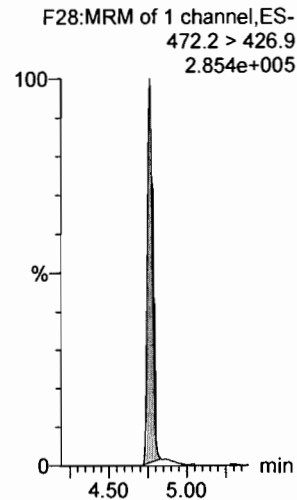
**13C3-PFHxS**



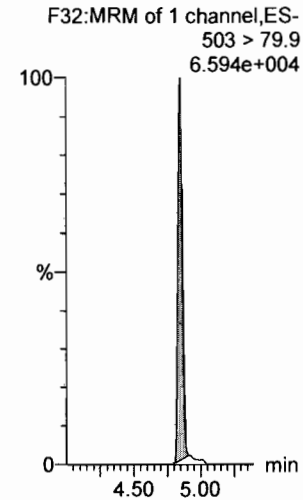
**13C8-PFOA**



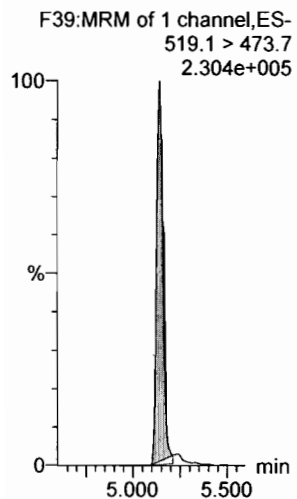
**13C9-PFNA**



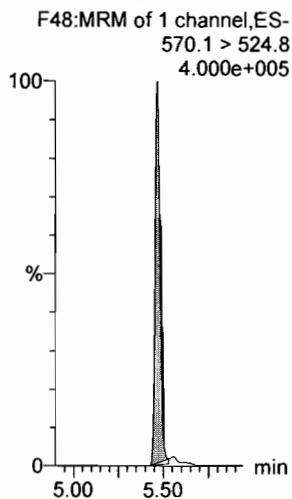
**13C4-PFOS**



**13C6-PFDA**



**13C7-PFUdA**



Dataset: F:\Projects\PFAS.PRO\Results\180301M1\180301M1-13.qld

Last Altered: Monday, March 05, 2018 08:41:59 Pacific Standard Time

Printed: Monday, March 05, 2018 08:42:12 Pacific Standard Time

Method: F:\Projects\PFAS.PRO\MethDB\PFAS\_FULL\_80C\_022718.mdb 28 Feb 2018 13:19:45

Calibration: F:\Projects\PFAS.PRO\CurveDB\C18\_VAL-PFAS\_Q4\_03-01-18-FULL.cdb 05 Mar 2018 08:17:35

Name: 180301M1\_13, Date: 02-Mar-2018, Time: 02:58:02, ID: ICV180301M1-1 PFC ICV 18B2311, Description: PFC ICV 18B2311

#	Name	Trace	Area	IS Area	RRF	Pred.RT	RT	y Axis Resp.	Conc.	%Rec	Recovery Out
1	1 PFBA	213.0 > 168.8	5.21e3	6.54e3		1.46	1.46	9.95	8.21	82.1	NO
2	2 PFPeA	263.1 > 218.9	8.61e3	1.19e4		2.31	2.42	9.08	9.02	90.2	NO
3	3 PFBS	299.0 > 79.7	1.78e3	1.49e3		2.60	2.69	14.9	8.33	83.3	NO
4	4 4:2 FTS	327.2>307.2	1.43e3	1.49e3		3.00	3.09	12.1	8.66	86.6	NO
5	5 PFHxA	313.2 > 268.9	1.07e4	3.56e3		3.19	3.19	15.0	9.75	97.5	NO
6	6 PFPeS	349.1>80.1	2.08e3	1.49e3		3.39	3.39	17.5	8.91	89.1	NO
7	7 PFHpA	363.0 > 318.9	9.01e3	9.10e3		3.81	3.80	12.4	9.05	90.5	NO
8	8 L-PFHxS	398.9 > 79.6	1.27e3	1.32e3		4.17	3.95	12.0	7.01	70.1	NO
9	10 6:2 FTS	427.1 > 407	2.15e3	1.36e4		4.28	4.28	1.97	10.8	108.5	NO
10	11 L-PFOA	413 > 368.7	9.54e3	1.36e4		4.40	4.33	8.74	8.95	89.5	NO
11	13 PFHpS	449 > 80.0	2.37e3	1.36e4		4.44	4.44	2.18	9.21	92.1	NO
12	14 PFNA	463.0 > 418.8	1.09e4	1.17e4		4.76	4.77	11.6	8.14	81.4	NO
13	15 PFOSA	498.1 > 77.8	2.48e3	3.47e3		4.83	4.84	8.92	8.37	83.7	NO
14	16 L-PFOS	499 > 79.9	2.41e3	3.35e3		4.90	4.85	8.97	8.10	81.0	NO
15	18 PFDA	513 > 468.8	1.39e4	1.38e4		5.14	5.15	12.6	8.51	85.1	NO
16	19 8:2 FTS	527 > 506.9	2.13e3	1.36e4		5.12	5.12	1.95	9.23	92.3	NO
17	20 PFNS	549.1>80.1	2.07e3	3.35e3		5.08	5.21	7.70	8.31	83.1	NO
18	21 N-MeFOSAA	570.1 > 419	5.25e3	5.07e3		5.29	5.30	13.0	8.79	87.9	NO
19	22 N-EtFOSAA	584.2 > 419	4.43e3	5.15e3		5.45	5.46	10.7	11.1	110.9	NO
20	23 PFUdA	563.0 > 518.9	1.10e4	1.58e4		5.46	5.47	8.70	8.25	82.5	NO
21	24 PFDS	598.8 > 80	2.64e3	1.58e4		5.51	5.52	2.08	7.39	73.9	NO
22	25 PFDoA	612.9 > 569.0	1.19e4	1.10e4		5.74	5.76	13.5	10.1	101.1	NO
23	26 N-MeFOSA	512.1 > 168.9		1.90e4		5.84					NO
24	27 PFTrDA	662.9 > 618.9	1.21e4	1.10e4		5.98	6.01	13.7	9.05	90.5	NO
25	28 PFTeDA	712.9 > 668.8	1.00e4	5.84e3		6.20	6.23	21.4	7.90	79.0	NO
26	29 N-EtFOSA	526.1 > 168.9		3.05e4		6.22					NO
27	30 PFHxDA	813.1 > 768.6		4.33e3		6.51					NO
28	31 PFODA	913.1 > 868.8		4.33e3		6.74					NO
29	32 N-MeFOSE	616.1 > 58.9		2.95e4		6.31					NO
30	33 N-EtFOSE	630.1 > 58.9		2.27e4		6.45					NO
31	34 13C3-PFBA	216.1 > 171.8	6.54e3	7.09e3	0.895	1.46	1.45	11.5	12.9	103.0	NO

Dataset: F:\Projects\PFAS.PRO\Results\180301M1\180301M1-13.qld

Last Altered: Monday, March 05, 2018 08:41:59 Pacific Standard Time

Printed: Monday, March 05, 2018 08:42:12 Pacific Standard Time

Name: 180301M1\_13, Date: 02-Mar-2018, Time: 02:58:02, ID: ICV180301M1-1 PFC ICV 18B2311, Description: PFC ICV 18B2311

	# Name	Trace	Area	IS Area	RRF	Pred.RT	RT	y Axis Resp.	Conc.	%Rec	Recovery	Out
32	35 13C3-PFPeA	266. > 221.8	1.19e4	1.34e4	0.983	2.42	2.42	11.1	11.3	90.1	NO	
33	36 13C3-PFBS	302. > 98.8	1.49e3	1.34e4	0.125	2.69	2.69	1.39	11.1	88.9	NO	
34	37 13C2-PFHxA	315 > 269.8	3.56e3	1.34e4	0.722	3.19	3.19	3.32	4.60	92.0	NO	
35	38 13C4-PFHpA	367.2 > 321.8	9.10e3	1.34e4	0.687	3.81	3.80	8.50	12.4	98.9	NO	
36	39 18O2-PFHxS	403.0 > 102.6	1.32e3	3.22e3	0.367	3.96	3.96	5.14	14.0	112.1	NO	
37	40 13C2-PFOA	414.9 > 369.7	1.36e4	1.12e4	1.260	4.33	4.33	15.2	12.0	96.3	NO	
38	41 13C5-PFNA	468.2 > 422.9	1.17e4	1.14e4	0.959	4.76	4.77	12.8	13.3	106.6	NO	
39	42 13C8-PFOA	506.1 > 77.7	3.47e3	1.43e4	0.229	4.83	4.84	3.03	13.2	105.7	NO	
40	43 13C8-PFOS	507.0 > 79.9	3.35e3	2.98e3	1.053	4.84	4.85	14.1	13.4	106.8	NO	
41	44 13C2-PFDA	515.1 > 469.9	1.38e4	1.34e4	0.977	5.14	5.15	12.8	13.2	105.2	NO	
42	45 d3-N-MeFOSAA	573.3 > 419	5.07e3	1.43e4	0.384	5.29	5.30	4.42	11.5	92.0	NO	
43	46 d5-N-EtFOSAA	589.3 > 419	5.15e3	1.43e4	0.403	5.45	5.46	4.50	11.2	89.3	NO	
44	47 13C2-PFUdA	565 > 519.8	1.58e4	1.43e4	1.019	5.46	5.47	13.8	13.6	108.4	NO	
45	48 13C2-PFDoA	615.0 > 569.7	1.10e4	1.43e4	0.908	5.74	5.76	9.61	10.6	84.7	NO	
46	49 d3-N-MeFOSA	515.2 > 168.9	1.90e4	1.43e4	0.117	5.84	6.01	16.6	141	94.2	NO	
47	50 13C2-PFTeDA	714.8 > 669.6	5.84e3	1.43e4	0.414	6.20	6.23	5.09	12.3	98.4	NO	
48	51 d5-N-ETFOSA	531.1 > 168.9	3.05e4	1.43e4	0.181	6.22	6.40	26.6	147	97.9	NO	
49	52 13C2-PFHxDA	815 > 769.7	4.33e3	1.43e4	0.782	6.51	6.57	3.77	4.83	96.5	NO	
50	53 d7-N-MeFOSE	623.1 > 58.9	2.95e4	1.43e4	0.172	6.31	6.51	25.7	150	99.8	NO	
51	54 d9-N-EtFOSE	639.2 > 58.8	2.27e4	1.43e4	0.146	6.45	6.66	19.8	135	90.0	NO	
52	55 13C4-PFBA	217. > 171.8	7.09e3	7.09e3	1.000	1.46	1.45	12.5	12.5	100.0	NO	
53	56 13C5-PFHxA	318 > 272.9	1.34e4	1.34e4	1.000	3.19	3.19	12.5	12.5	100.0	NO	
54	57 13C3-PFHxS	401.9 > 79.9	3.22e3	3.22e3	1.000	3.96	3.95	12.5	12.5	100.0	NO	
55	58 13C8-PFOA	421.3 > 376	1.12e4	1.12e4	1.000	4.33	4.33	12.5	12.5	100.0	NO	
56	59 13C9-PFNA	472.2 > 426.9	1.14e4	1.14e4	1.000	4.70	4.77	12.5	12.5	100.0	NO	
57	60 13C4-PFOS	503 > 79.9	2.98e3	2.98e3	1.000	4.84	4.85	12.5	12.5	100.0	NO	
58	61 13C6-PFDA	519.1 > 473.7	1.34e4	1.34e4	1.000	5.14	5.15	12.5	12.5	100.0	NO	
59	62 13C7-PFUdA	570.1 > 524.8	1.43e4	1.43e4	1.000	5.46	5.47	12.5	12.5	100.0	NO	

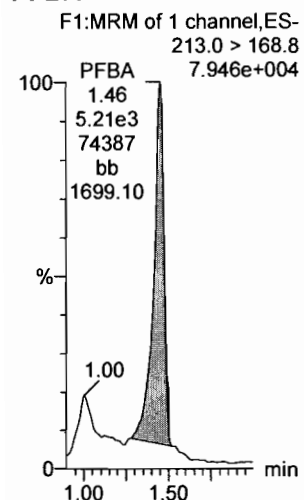
Dataset: F:\Projects\PFAS.PRO\Results\180301M1\180301M1-13.qld

Last Altered: Monday, March 05, 2018 08:41:59 Pacific Standard Time  
Printed: Monday, March 05, 2018 08:42:12 Pacific Standard Time

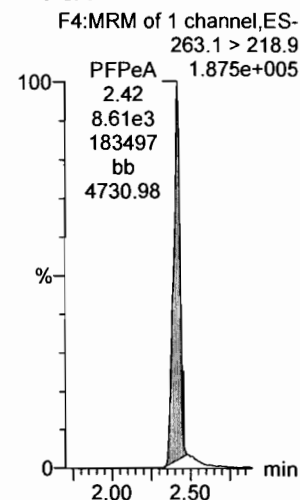
Method: F:\Projects\PFAS.PRO\MethDB\PFAS\_FULL\_80C\_022718.mdb 28 Feb 2018 13:19:45  
Calibration: F:\Projects\PFAS.PRO\CurveDB\C18\_VAL-PFAS\_Q4\_03-01-18-FULL.cdb 05 Mar 2018 08:17:35

Name: 180301M1\_13, Date: 02-Mar-2018, Time: 02:58:02, ID: ICV180301M1-1 PFC ICV 18B2311, Description: PFC ICV 18B2311

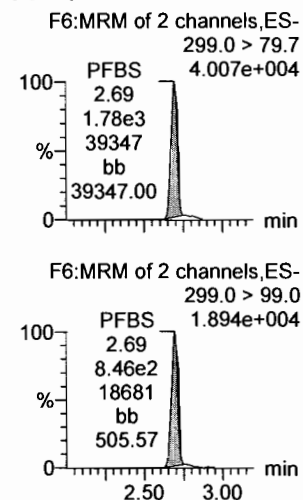
**PFBA**



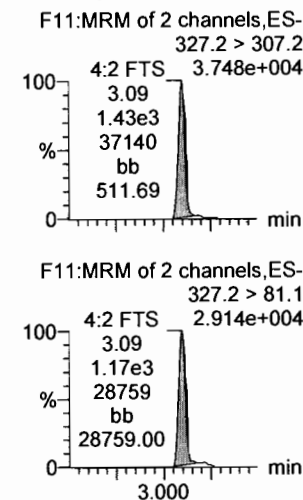
**PFPeA**



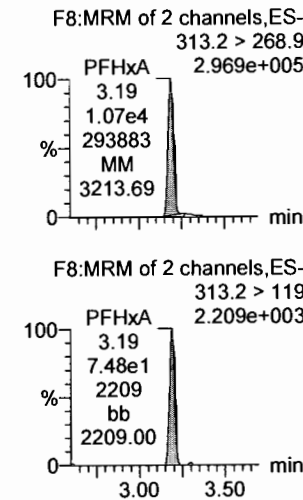
**PFBS**



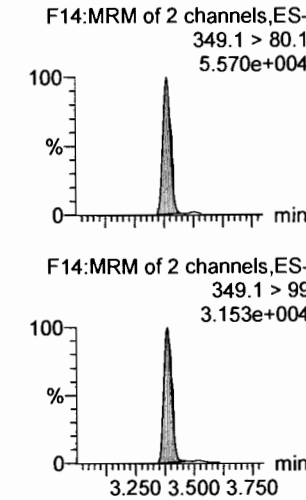
**4:2 FTS**



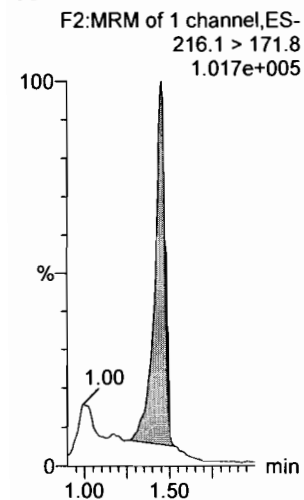
**PFHxA**



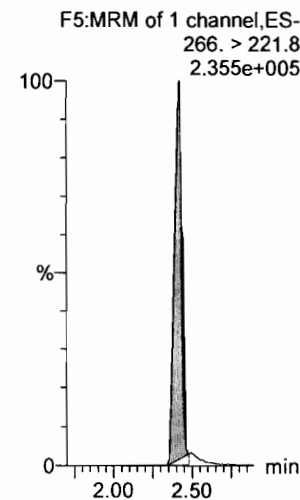
**PFPeS**



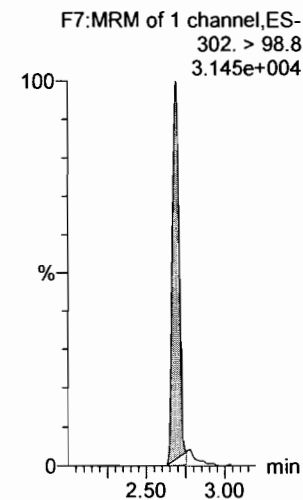
**13C3-PFBA**



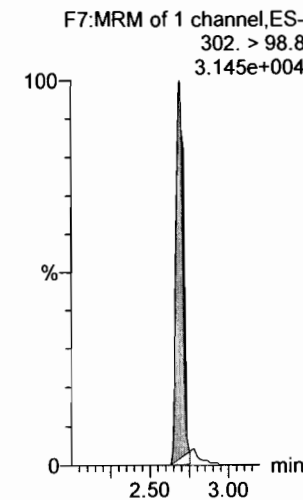
**13C3-PFPeA**



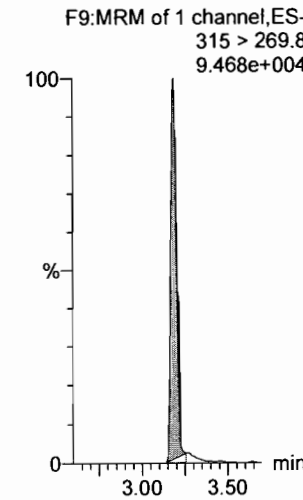
**13C3-PFBS**



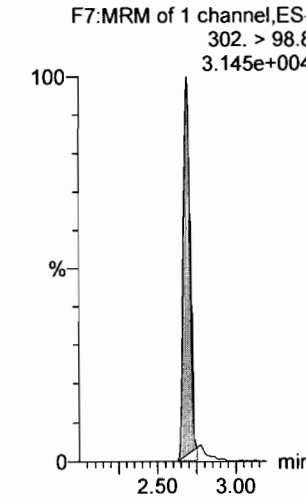
**13C3-PFBS**



**13C2-PFHxA**



**13C3-PFBS**



Dataset: F:\Projects\PFAS.PRO\Results\180301M1\180301M1-13.qld

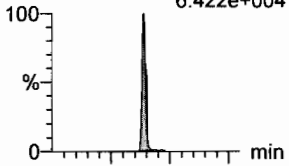
Last Altered: Monday, March 05, 2018 08:41:59 Pacific Standard Time

Printed: Monday, March 05, 2018 08:42:12 Pacific Standard Time

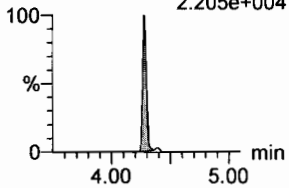
Name: 180301M1\_13, Date: 02-Mar-2018, Time: 02:58:02, ID: ICV180301M1-1 PFC ICV 18B2311, Description: PFC ICV 18B2311

**6:2 FTS**

F23:MRM of 2 channels,ES-  
427.1 > 407  
6.422e+004

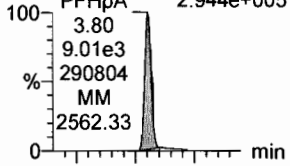


F23:MRM of 2 channels,ES-  
427.1 > 80  
2.205e+004

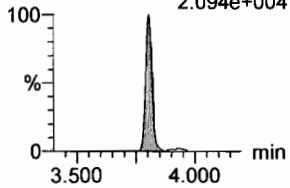


**PFHpA**

F15:MRM of 2 channels,ES-  
363.0 > 318.9  
2.944e+005

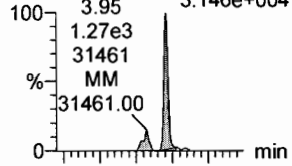


F15:MRM of 2 channels,ES-  
363.0 > 169.0  
2.094e+004

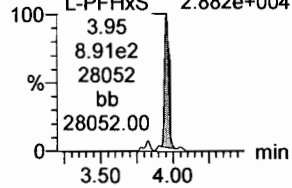


**L-PFHxS**

F17:MRM of 2 channels,ES-  
L-PFHxS 398.9 > 79.6  
3.146e+004

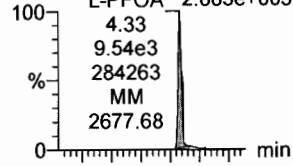


F17:MRM of 2 channels,ES-  
L-PFHxS 398.9 > 99.0  
2.882e+004

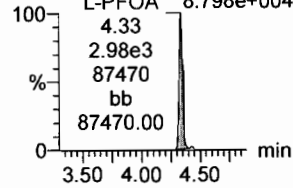


**L-PFOA**

F20:MRM of 2 channels,ES-  
L-PFOA 413 > 368.7  
2.883e+005

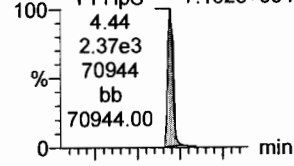


F20:MRM of 2 channels,ES-  
L-PFOA 413 > 169  
8.798e+004

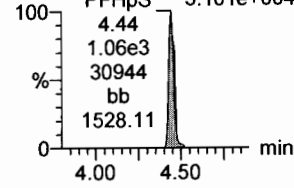


**PFHpS**

F25:MRM of 2 channels,ES-  
PFHpS 449 > 80.0  
7.152e+004

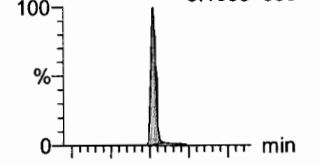


F25:MRM of 2 channels,ES-  
PFHpS 449 > 98.7  
3.101e+004

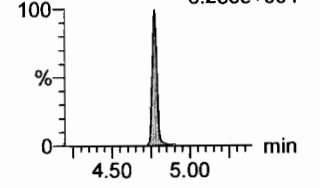


**PFNA**

F26:MRM of 2 channels,ES-  
PFNA 463.0 > 418.8  
3.150e+005

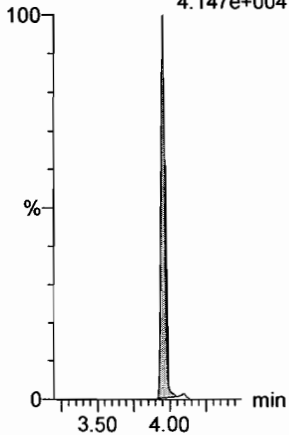


F26:MRM of 2 channels,ES-  
PFNA 463.0 > 219.0  
8.235e+004



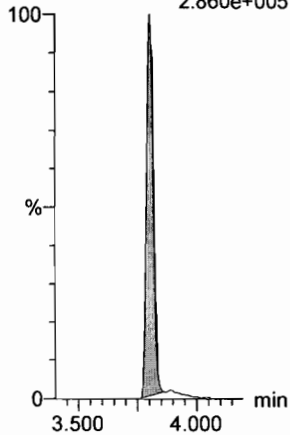
**18O2-PFHxS**

F19:MRM of 1 channel,ES-  
18O2-PFHxS 403.0 > 102.6  
4.147e+004



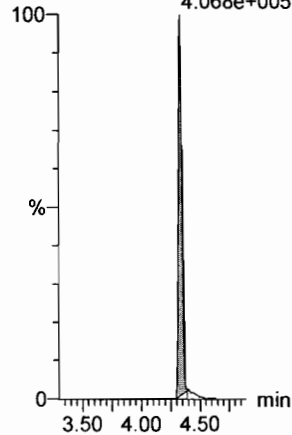
**13C4-PFHpa**

F16:MRM of 1 channel,ES-  
13C4-PFHpa 367.2 > 321.8  
2.860e+005



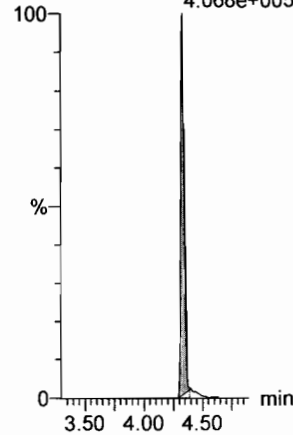
**13C2-PFOA**

F21:MRM of 1 channel,ES-  
13C2-PFOA 414.9 > 369.7  
4.068e+005



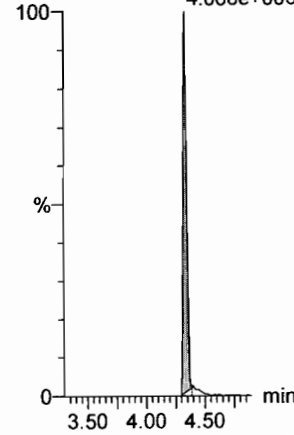
**13C2-PFOA**

F21:MRM of 1 channel,ES-  
13C2-PFOA 414.9 > 369.7  
4.068e+005



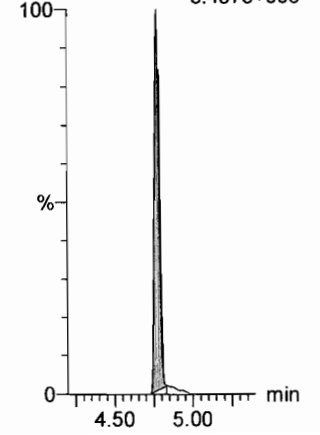
**13C2-PFOA**

F21:MRM of 1 channel,ES-  
13C2-PFOA 414.9 > 369.7  
4.068e+005



**13C5-PFNA**

F27:MRM of 1 channel,ES-  
13C5-PFNA 468.2 > 422.9  
3.487e+005



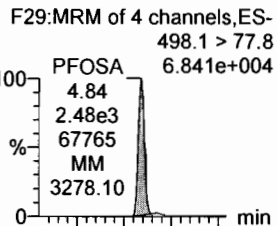
Dataset: F:\Projects\PFAS.PRO\Results\180301M1\180301M1-13.qld

Last Altered: Monday, March 05, 2018 08:41:59 Pacific Standard Time

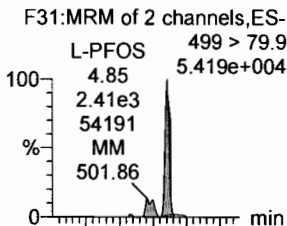
Printed: Monday, March 05, 2018 08:42:12 Pacific Standard Time

Name: 180301M1\_13, Date: 02-Mar-2018, Time: 02:58:02, ID: ICV180301M1-1 PFC ICV 18B2311, Description: PFC ICV 18B2311

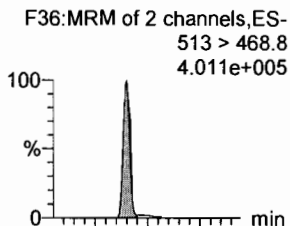
**PFOSA**



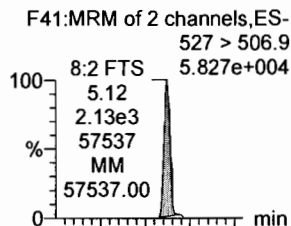
**L-PFOS**



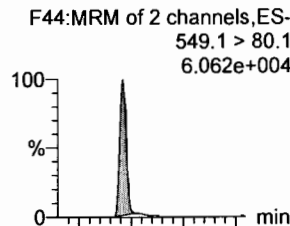
**PFDA**



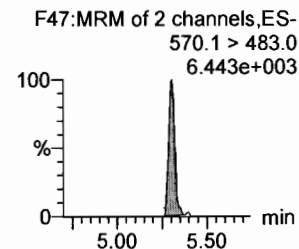
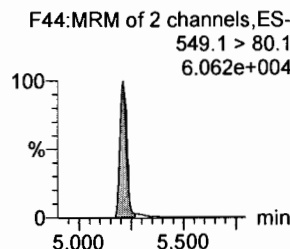
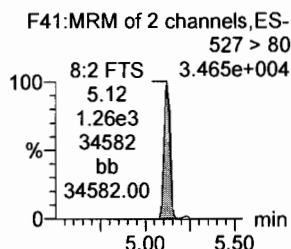
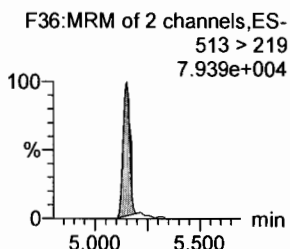
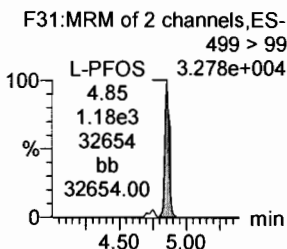
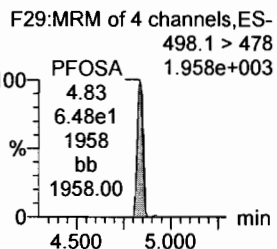
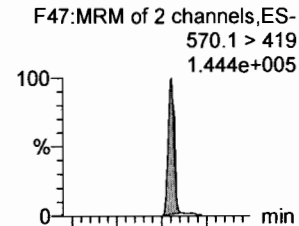
**8:2 FTS**



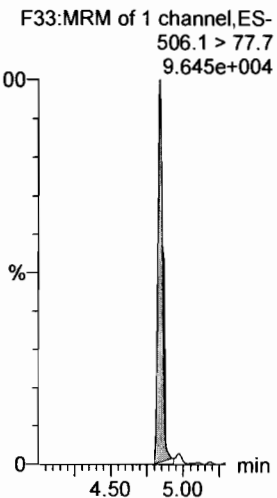
**PFNS**



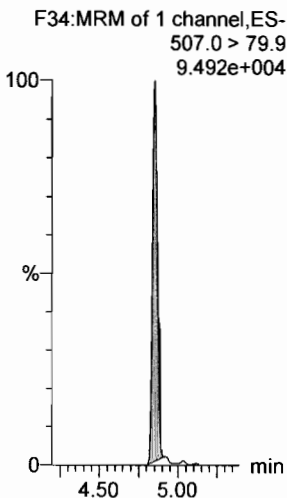
**N-MeFOSAA**



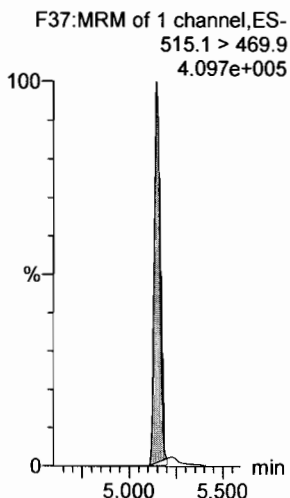
**13C8-PFOSA**



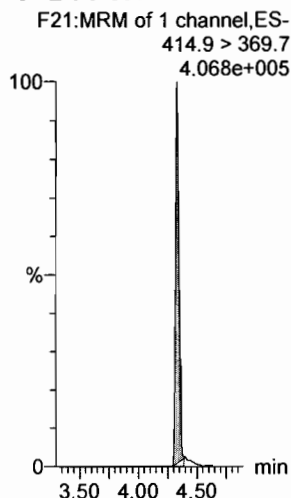
**13C8-PFOS**



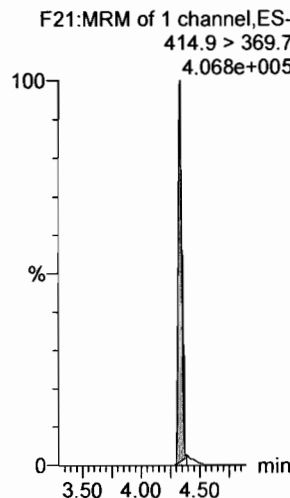
**13C2-PFDA**



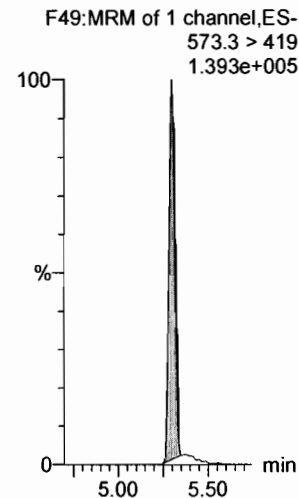
**13C2-PFOA**



**13C2-PFOA**



**d3-N-MeFOSAA**

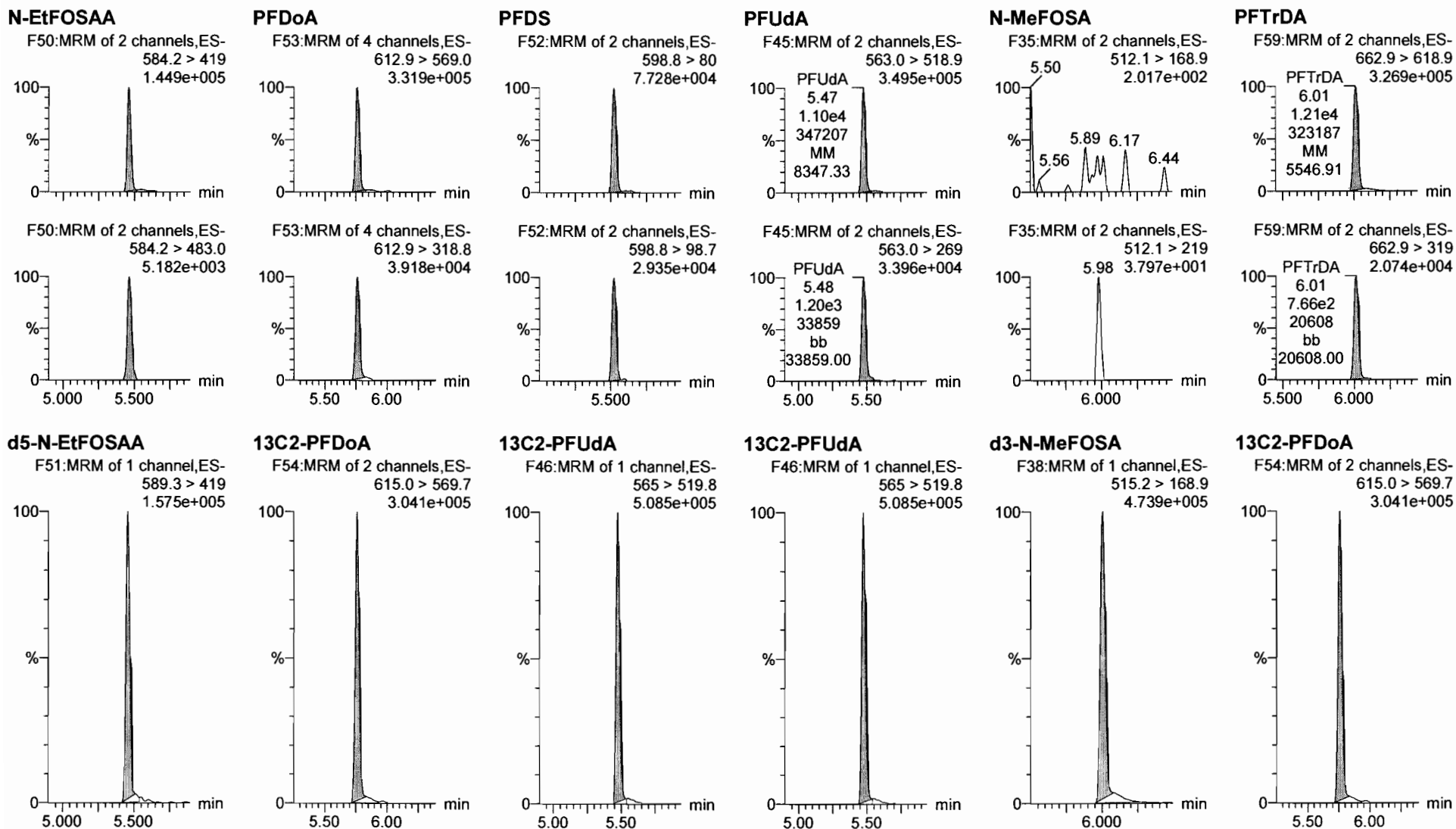


Dataset: F:\Projects\PFAS.PRO\Results\180301M1\180301M1-13.qld

Last Altered: Monday, March 05, 2018 08:41:59 Pacific Standard Time

Printed: Monday, March 05, 2018 08:42:12 Pacific Standard Time

Name: 180301M1\_13, Date: 02-Mar-2018, Time: 02:58:02, ID: ICV180301M1-1 PFC ICV 18B2311, Description: PFC ICV 18B2311



Dataset: F:\Projects\PFAS.PRO\Results\180301M1\180301M1-13.qld

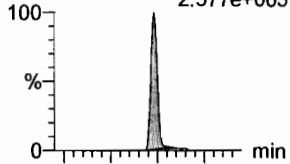
Last Altered: Monday, March 05, 2018 08:41:59 Pacific Standard Time

Printed: Monday, March 05, 2018 08:42:12 Pacific Standard Time

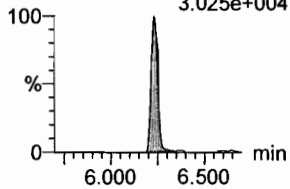
Name: 180301M1\_13, Date: 02-Mar-2018, Time: 02:58:02, ID: ICV180301M1-1 PFC ICV 18B2311, Description: PFC ICV 18B2311

**PFTeDA**

F60:MRM of 2 channels,ES-  
712.9 > 668.8  
2.577e+005

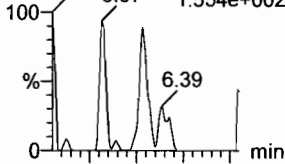


F60:MRM of 2 channels,ES-  
712.9 > 369  
3.025e+004

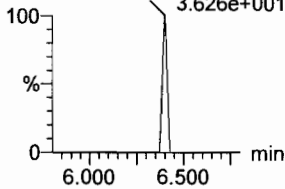


**N-EtFOSA**

F40:MRM of 2 channels,ES-  
526.1 > 168.9  
1.554e+002

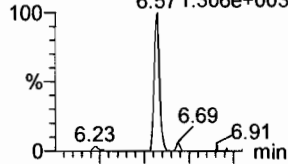


F40:MRM of 2 channels,ES-  
526.1 > 219  
3.626e+001

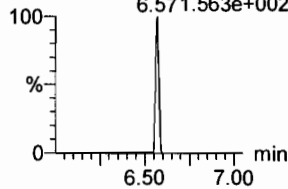


**PFHxDA**

F62:MRM of 2 channels,ES-  
813.1 > 768.6  
6.571.306e+003

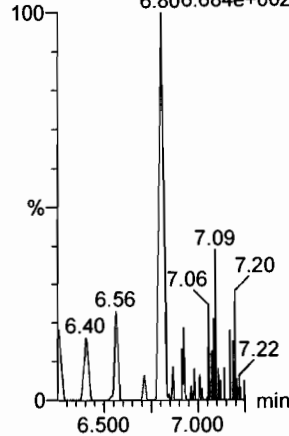


F62:MRM of 2 channels,ES-  
813.1 > 219  
1.563e+002



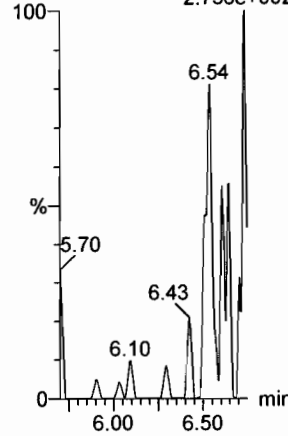
**PFODA**

F64:MRM of 1 channel,ES-  
913.1 > 868.8  
6.806.684e+002



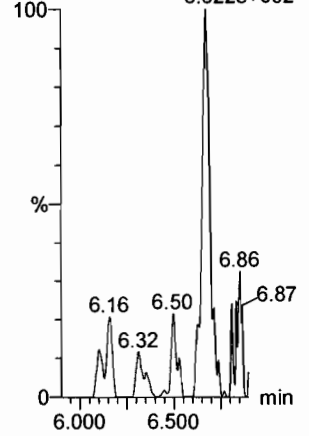
**N-MeFOSE**

F55:MRM of 1 channel,ES-  
616.1 > 58.9  
2.756e+002



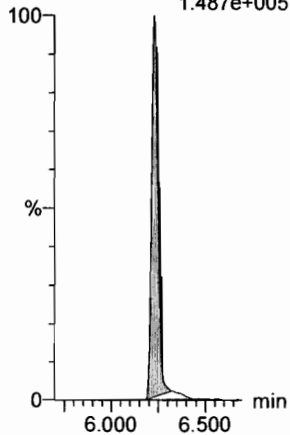
**N-EtFOSE**

F57:MRM of 1 channel,ES-  
630.1 > 58.9  
5.622e+002



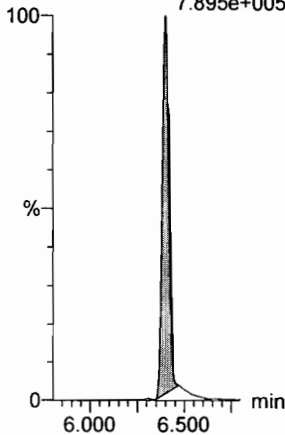
**13C2-PFTeDA**

F61:MRM of 2 channels,ES-  
714.8 > 669.6  
1.487e+005



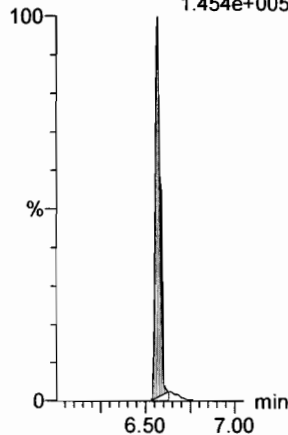
**d5-N-ETFOSA**

F43:MRM of 1 channel,ES-  
531.1 > 168.9  
7.895e+005



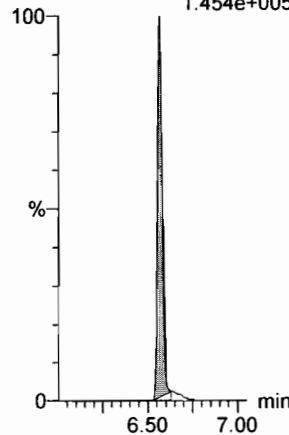
**13C2-PFHxDA**

F63:MRM of 1 channel,ES-  
815 > 769.7  
1.454e+005



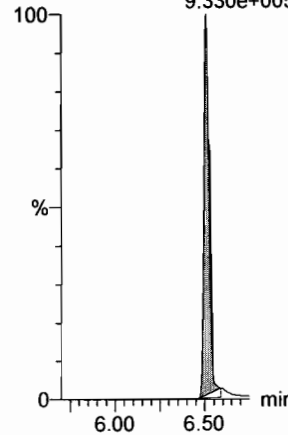
**13C2-PFHxDA**

F63:MRM of 1 channel,ES-  
815 > 769.7  
1.454e+005



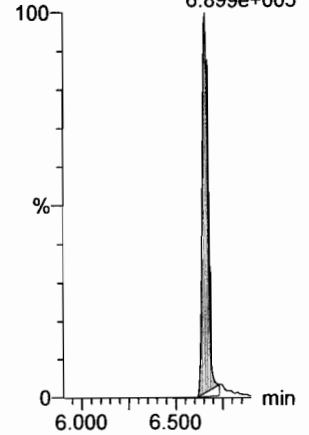
**d7-N-MeFOSE**

F56:MRM of 1 channel,ES-  
623.1 > 58.9  
9.330e+005



**d9-N-EtFOSE**

F58:MRM of 1 channel,ES-  
639.2 > 58.8  
6.899e+005



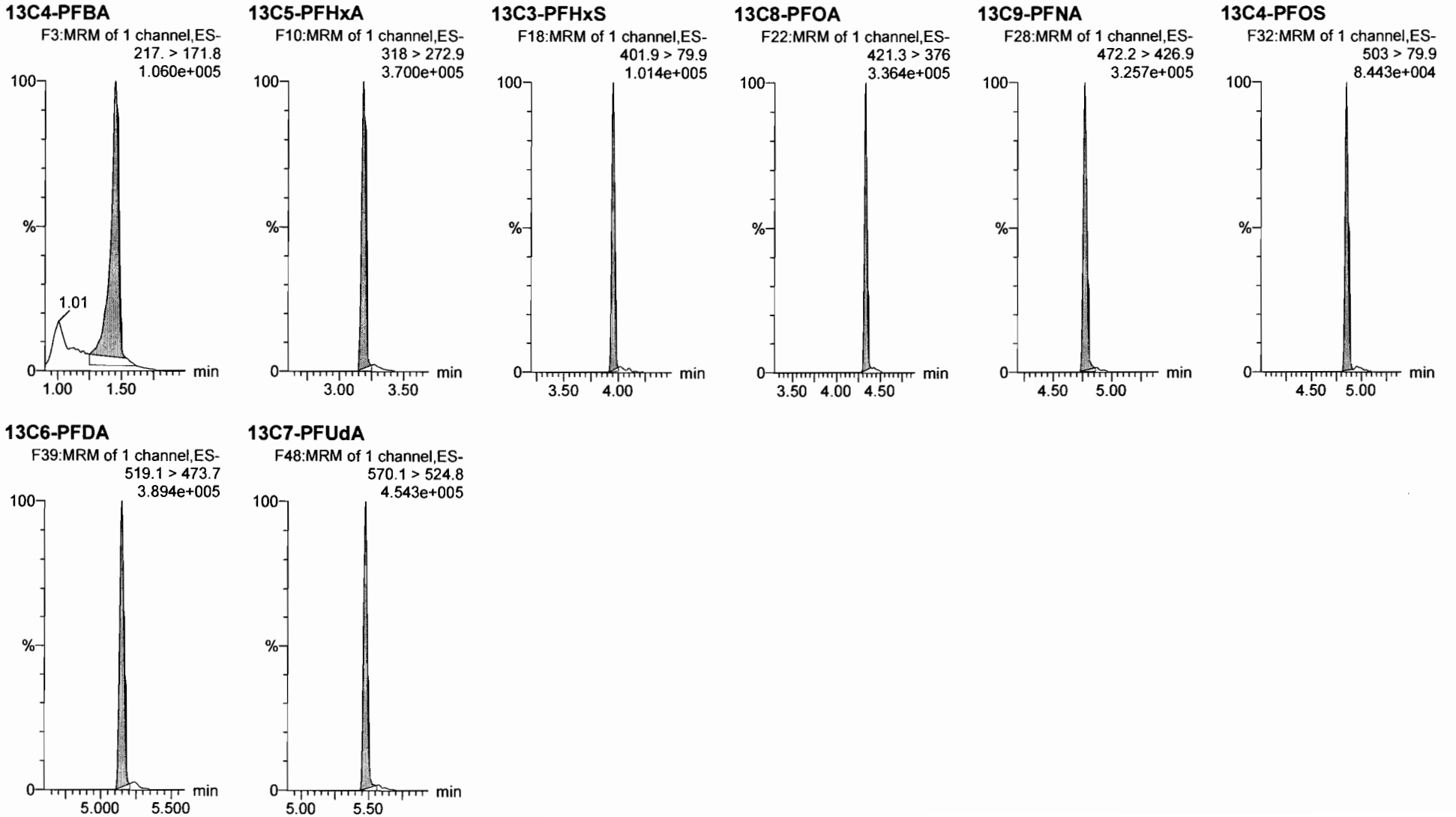


Dataset: F:\Projects\PFAS.PRO\Results\180301M1\180301M1-13.qld

Last Altered: Monday, March 05, 2018 08:41:59 Pacific Standard Time

Printed: Monday, March 05, 2018 08:42:12 Pacific Standard Time

Name: 180301M1\_13, Date: 02-Mar-2018, Time: 02:58:02, ID: ICV180301M1-1 PFC ICV 18B2311, Description: PFC ICV 18B2311



Dataset: Untitled

Last Altered: Saturday, March 03, 2018 05:33:33 Pacific Standard Time

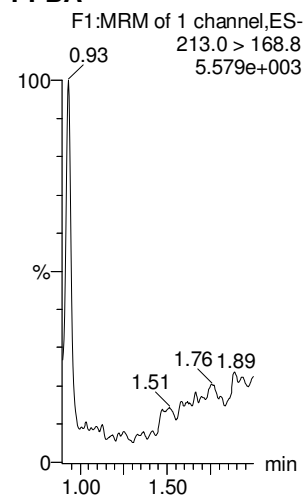
Printed: Saturday, March 03, 2018 05:33:41 Pacific Standard Time

Method: F:\Projects\PFAS.PRO\MethDB\PFAS\_FULL\_80C\_022718.mdb 28 Feb 2018 13:19:45

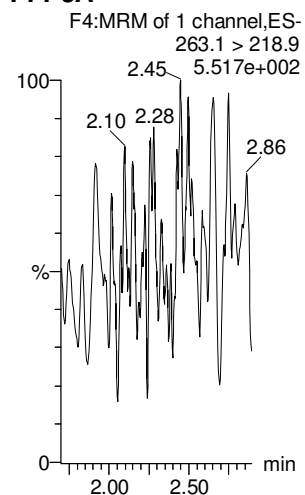
Calibration: F:\Projects\PFAS.PRO\CurveDB\C18\_VAL-PFAS\_Q4\_03-01-18-FULL.cdb 03 Mar 2018 05:24:54

Name: 180301M1\_12, Date: 02-Mar-2018, Time: 02:46:32, ID: IPA, Description: IPA

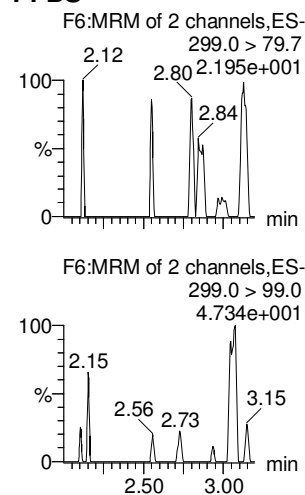
**PFBA**



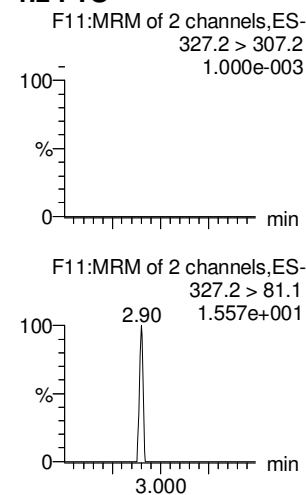
**PFPeA**



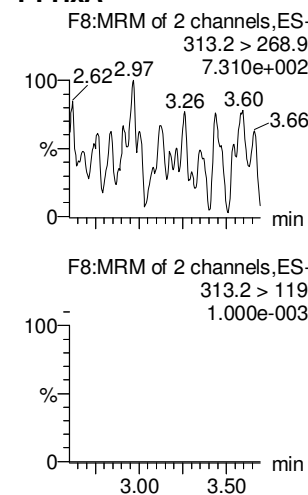
**PFBS**



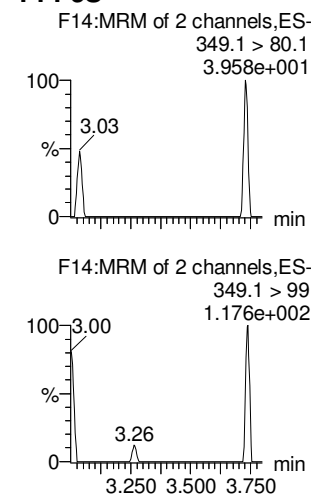
**4:2 FTS**



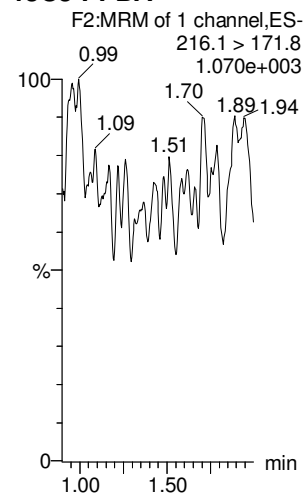
**PFHxA**



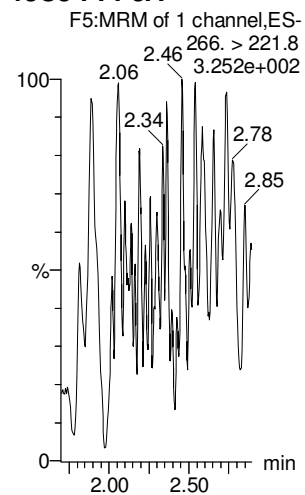
**PFPeS**



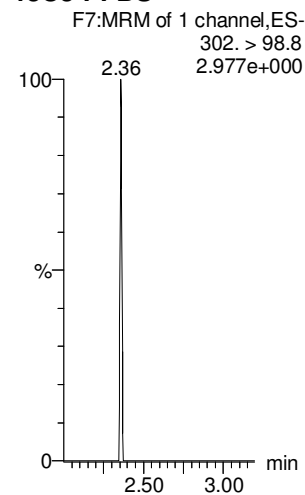
**13C3-PFBA**



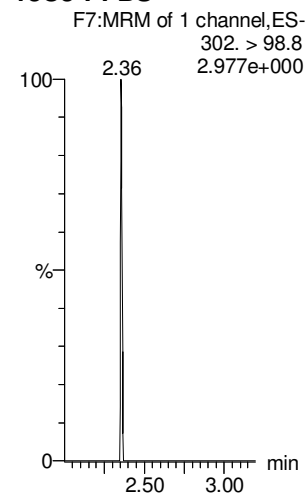
**13C3-PFPeA**



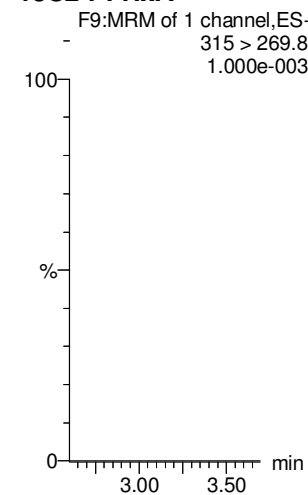
**13C3-PFBS**



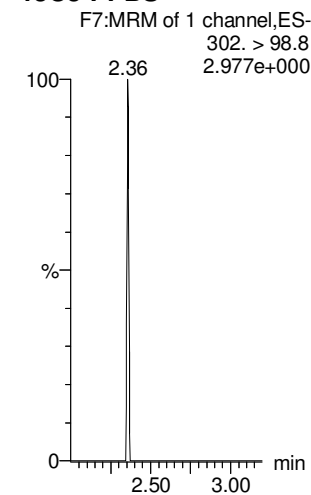
**13C3-PFBS**



**13C2-PFHxA**



**13C3-PFBS**



Dataset: Untitled

Last Altered: Saturday, March 03, 2018 05:33:33 Pacific Standard Time

Printed: Saturday, March 03, 2018 05:33:41 Pacific Standard Time

Name: 180301M1\_12, Date: 02-Mar-2018, Time: 02:46:32, ID: IPA, Description: IPA

**6:2 FTS**

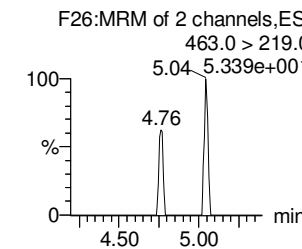
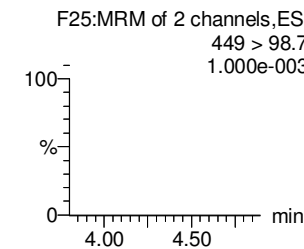
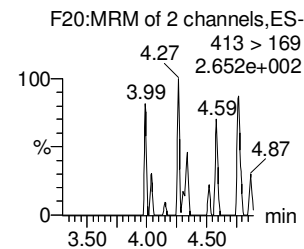
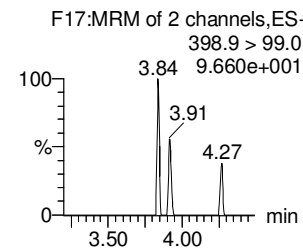
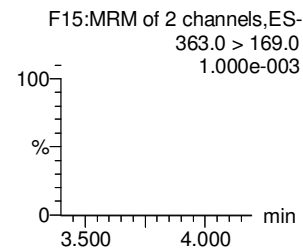
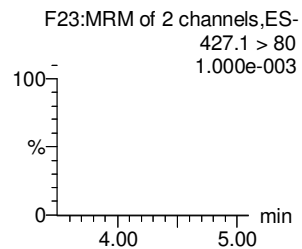
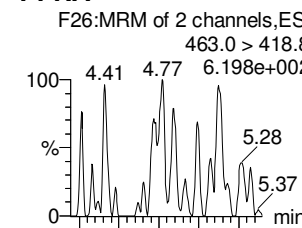
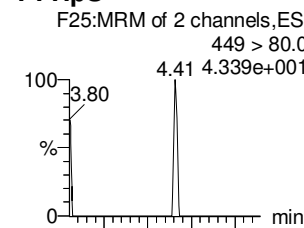
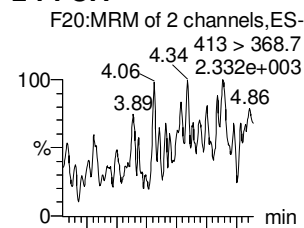
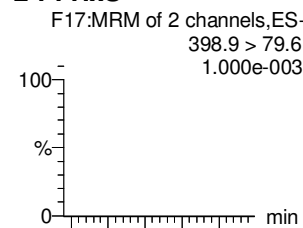
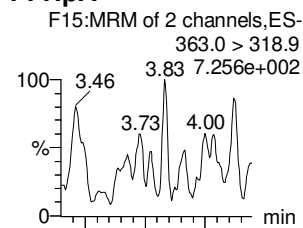
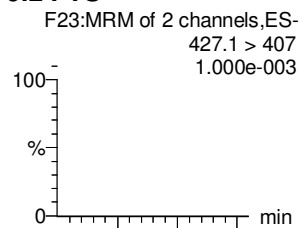
**PFHpA**

**L-PFHxS**

**L-PFOA**

**PFHpS**

**PFNA**



**18O2-PFHxS**

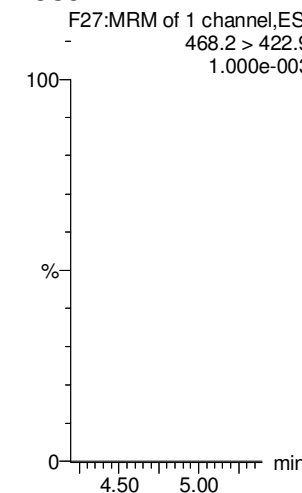
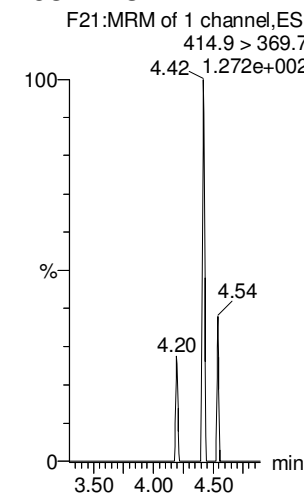
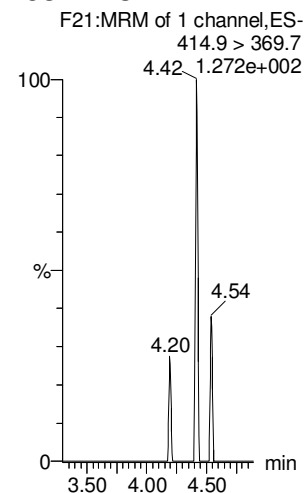
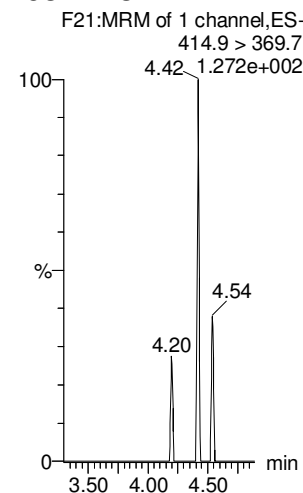
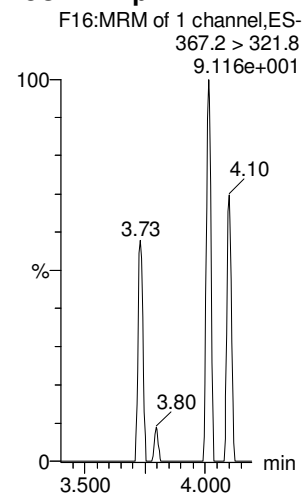
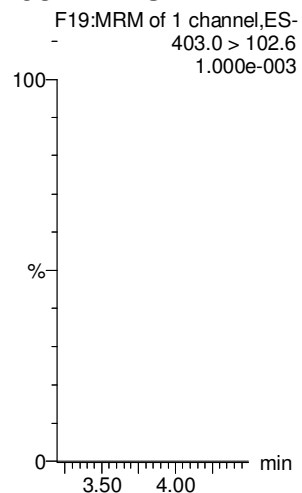
**13C4-PFHpa**

**13C2-PFOA**

**13C2-PFOA**

**13C2-PFOA**

**13C5-PFNA**



Dataset: Untitled


Last Altered: Saturday, March 03, 2018 05:33:33 Pacific Standard Time

Printed: Saturday, March 03, 2018 05:33:41 Pacific Standard Time

Name: 180301M1\_12, Date: 02-Mar-2018, Time: 02:46:32, ID: IPA, Description: IPA


**PFOSA**

F29:MRM of 4 channels,ES-  
498.1 > 77.8  
1.000e-003



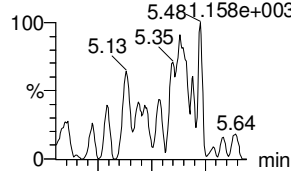
**L-PFOS**

F31:MRM of 2 channels,ES-  
499 > 79.9  
1.000e-003



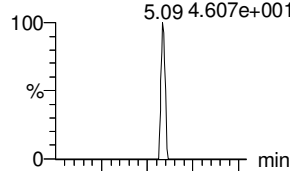
**PFDA**

F36:MRM of 2 channels,ES-  
513 > 468.8  
5.481,158e+003



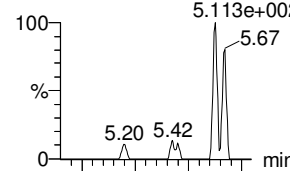
**8:2 FTS**

F41:MRM of 2 channels,ES-  
527 > 506.9  
5.09 4.607e+001



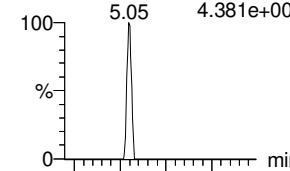
**PFNS**

F44:MRM of 2 channels,ES-  
549.1 > 80.1  
5.113e+002

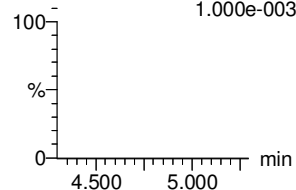


**N-MeFOSAA**

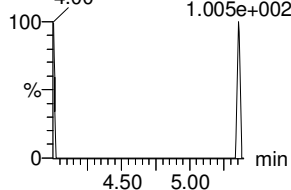
F47:MRM of 2 channels,ES-  
570.1 > 419  
4.381e+002



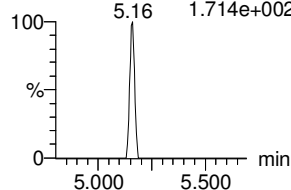
F29:MRM of 4 channels,ES-  
498.1 > 478  
1.000e-003



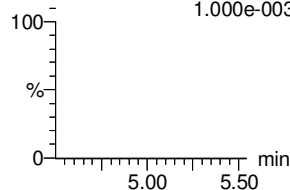
F31:MRM of 2 channels,ES-  
499 > 99  
1.005e+002



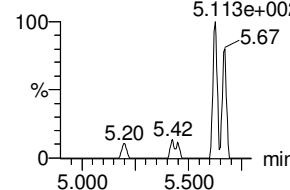
F36:MRM of 2 channels,ES-  
513 > 219  
1.714e+002



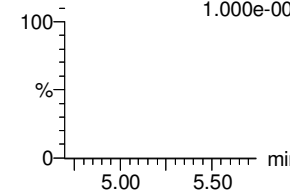
F41:MRM of 2 channels,ES-  
527 > 80  
1.000e-003



F44:MRM of 2 channels,ES-  
549.1 > 80.1  
5.113e+002

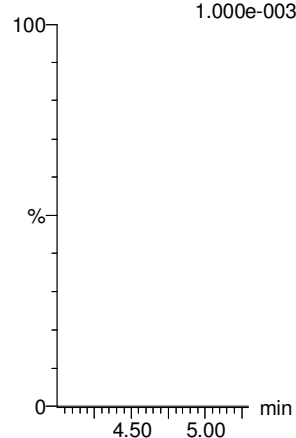


F47:MRM of 2 channels,ES-  
570.1 > 483.0  
1.000e-003



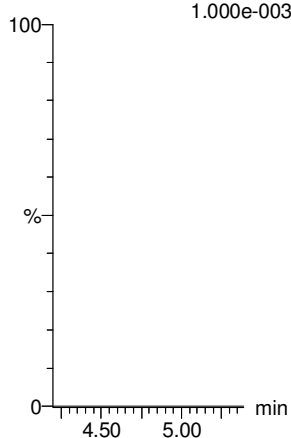
**13C8-PFOSA**

F33:MRM of 1 channel,ES-  
506.1 > 77.7  
1.000e-003



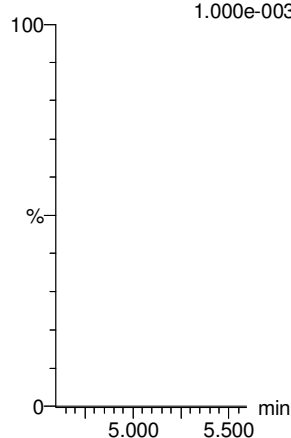
**13C8-PFOS**

F34:MRM of 1 channel,ES-  
507.0 > 79.9  
1.000e-003



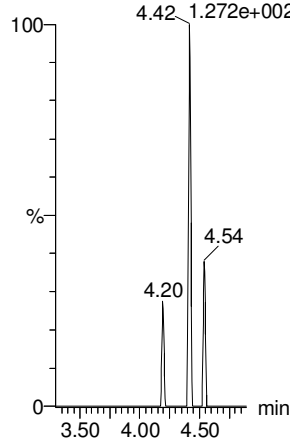
**13C2-PFDA**

F37:MRM of 1 channel,ES-  
515.1 > 469.9  
1.000e-003



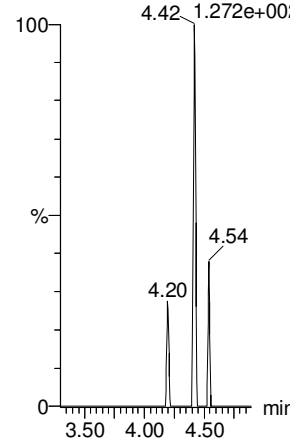
**13C2-PFOA**

F21:MRM of 1 channel,ES-  
414.9 > 369.7  
4.42 1.272e+002



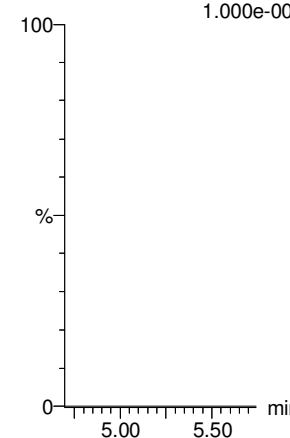
**13C2-PFOA**

F21:MRM of 1 channel,ES-  
414.9 > 369.7  
4.42 1.272e+002



**d3-N-MeFOSAA**

F49:MRM of 1 channel,ES-  
573.3 > 419  
1.000e-003



Dataset: Untitled

Last Altered: Saturday, March 03, 2018 05:33:33 Pacific Standard Time

Printed: Saturday, March 03, 2018 05:33:41 Pacific Standard Time

Name: 180301M1\_12, Date: 02-Mar-2018, Time: 02:46:32, ID: IPA, Description: IPA

**N-EtFOSAA**

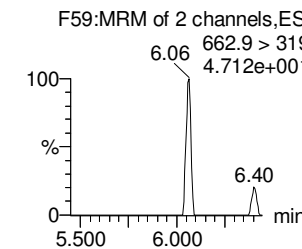
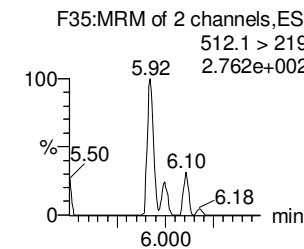
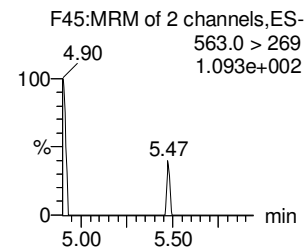
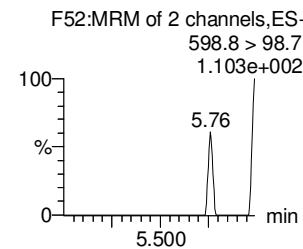
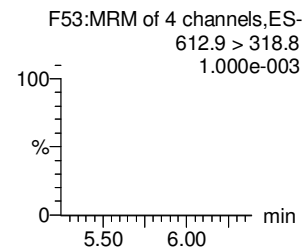
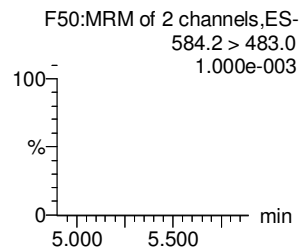
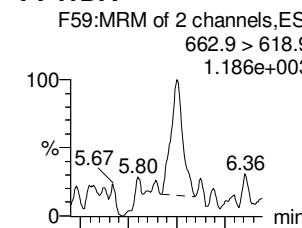
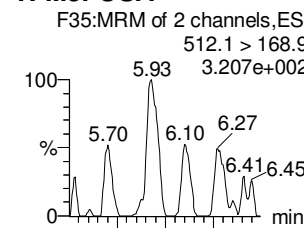
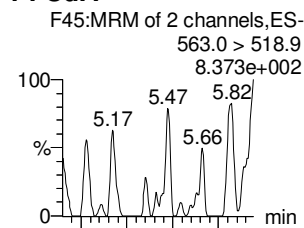
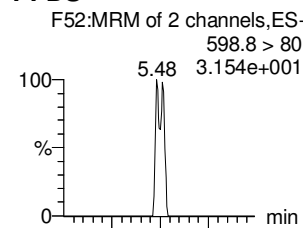
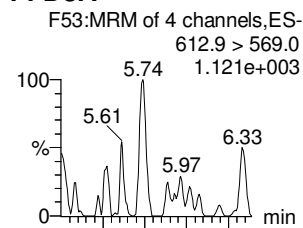
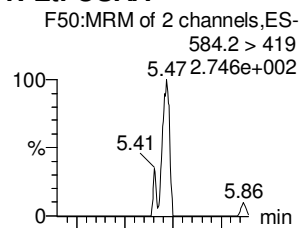
**PFDoA**

**PFDS**

**PFUdA**

**N-MeFOSA**

**PFTrDA**



**d5-N-EtFOSAA**

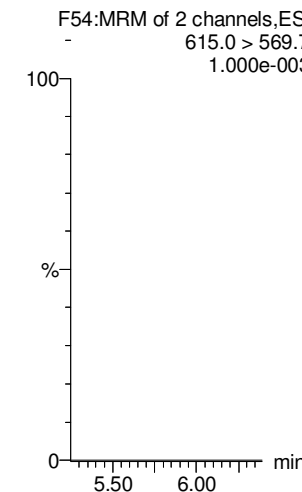
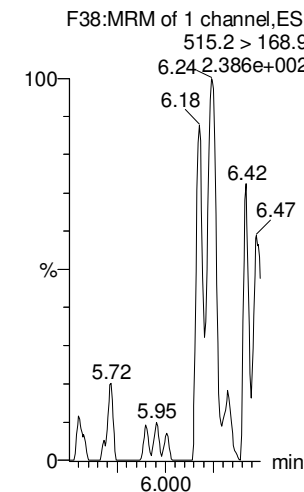
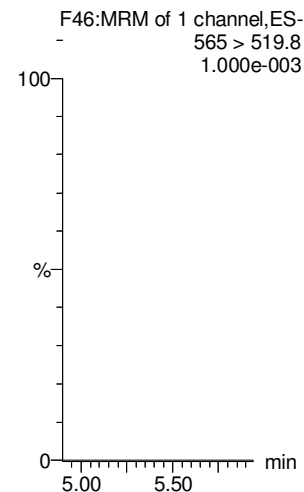
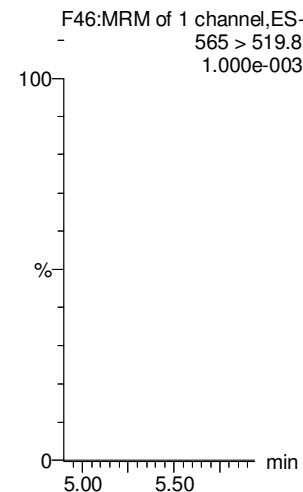
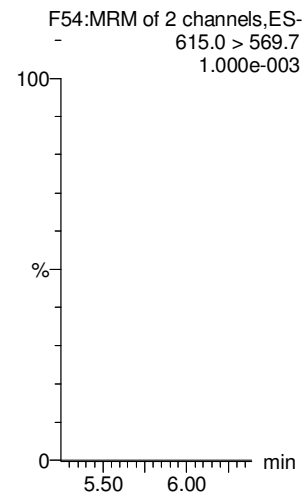
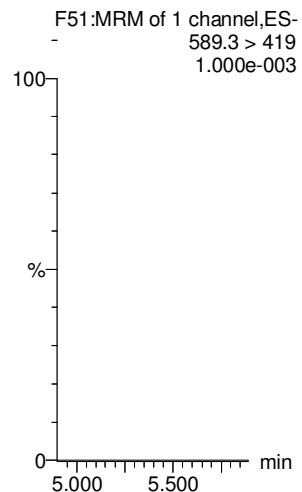
**13C2-PFDoA**

**13C2-PFUdA**

**13C2-PFUdA**

**d3-N-MeFOSA**

**13C2-PFDoA**



Dataset: Untitled

Last Altered: Saturday, March 03, 2018 05:33:33 Pacific Standard Time

Printed: Saturday, March 03, 2018 05:33:41 Pacific Standard Time

Name: 180301M1\_12, Date: 02-Mar-2018, Time: 02:46:32, ID: IPA, Description: IPA

**PFTeDA**

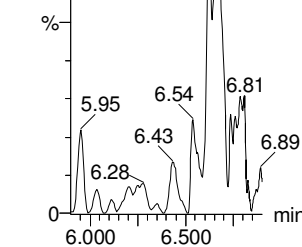
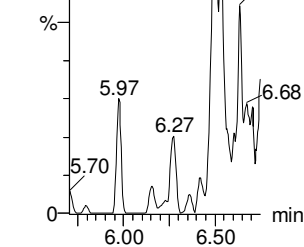
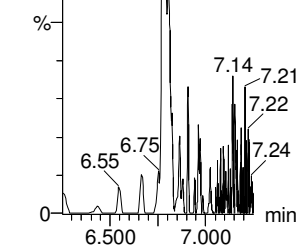
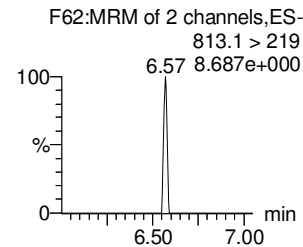
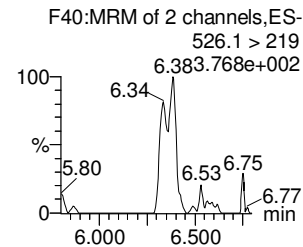
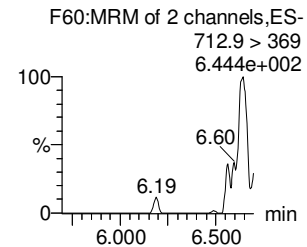
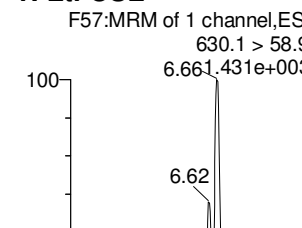
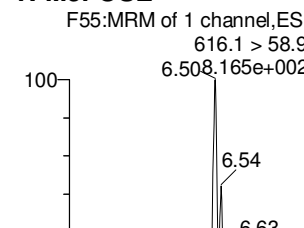
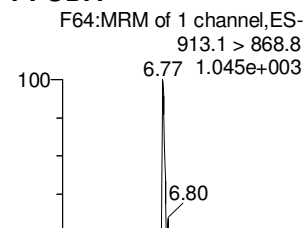
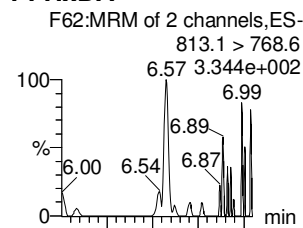
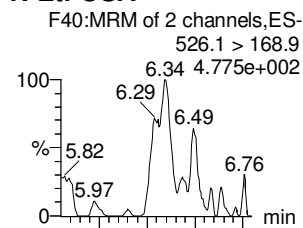
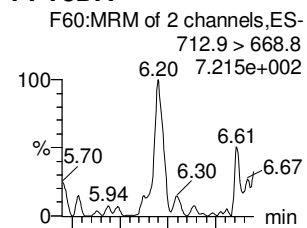
**N-EtFOSA**

**PFHxDA**

**PFODA**

**N-MeFOSE**

**N-EtFOSE**



**13C2-PFTeDA**

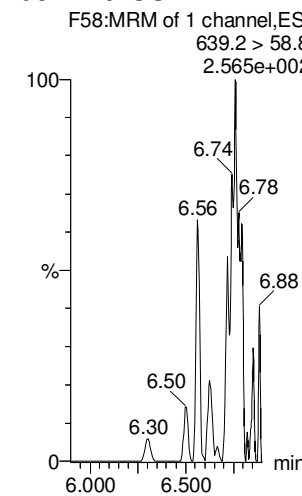
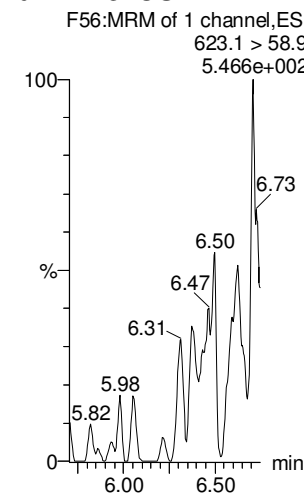
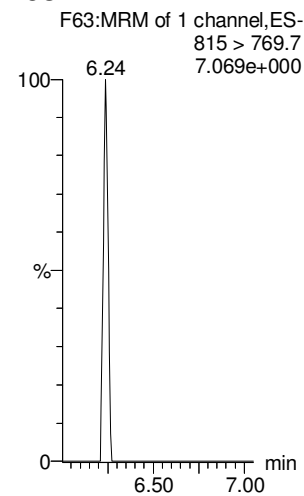
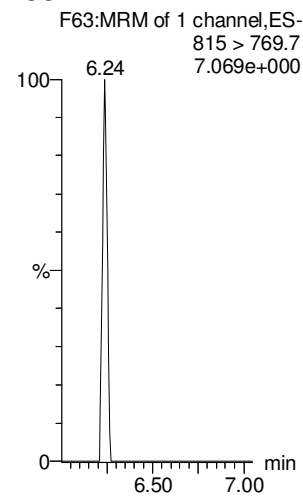
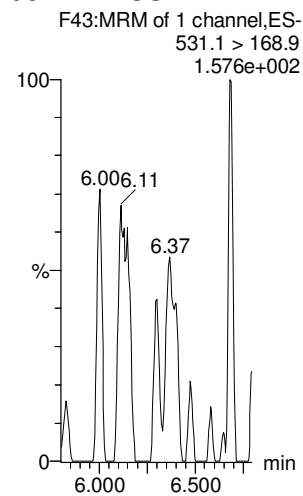
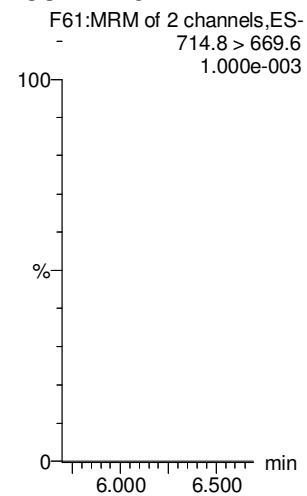
**d5-N-ETFOSA**

**13C2-PFHxDA**

**13C2-PFHxDA**

**d7-N-MeFOSE**

**d9-N-EtFOSE**



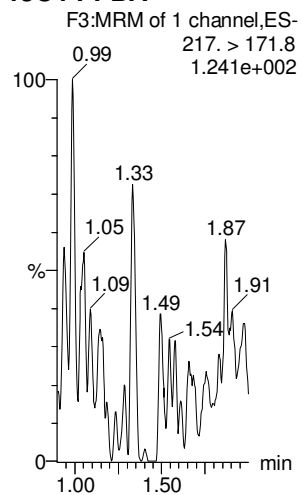
Dataset: Untitled

Last Altered: Saturday, March 03, 2018 05:33:33 Pacific Standard Time

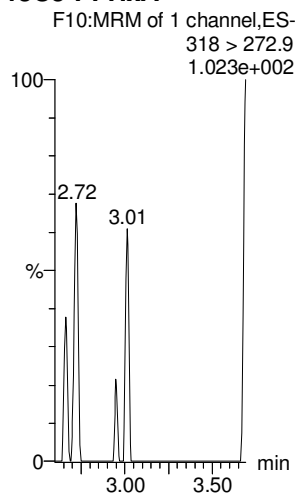
Printed: Saturday, March 03, 2018 05:33:41 Pacific Standard Time

Name: 180301M1\_12, Date: 02-Mar-2018, Time: 02:46:32, ID: IPA, Description: IPA

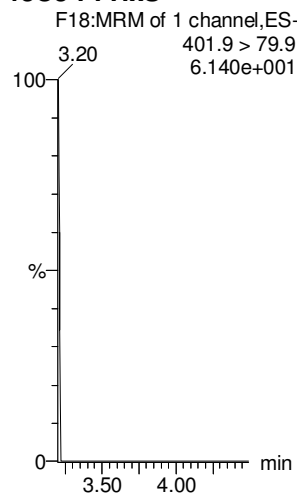
**13C4-PFBA**



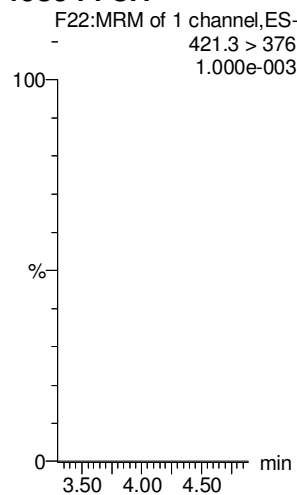
**13C5-PFHxA**



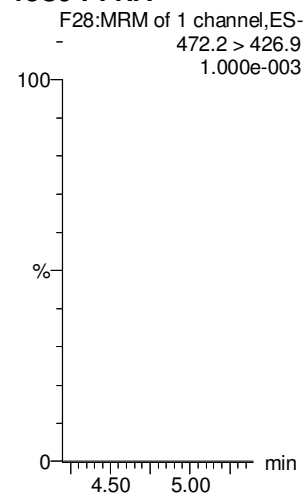
**13C3-PFHxS**



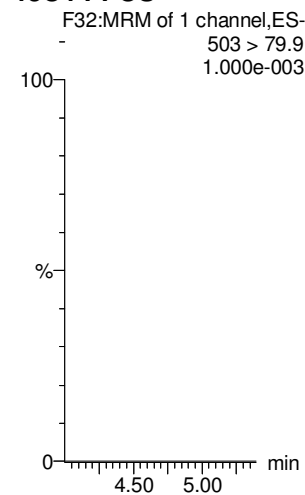
**13C8-PFOA**



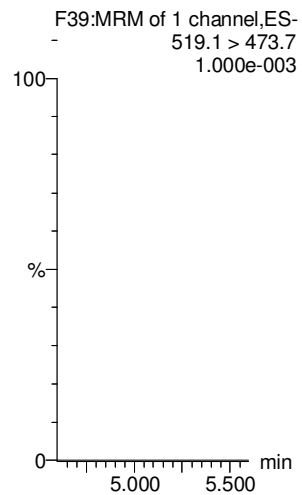
**13C9-PFNA**



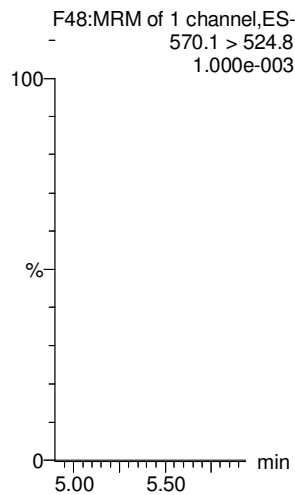
**13C4-PFOS**



**13C6-PFDA**



**13C7-PFUdA**

















**DATA VALIDATION SUMMARY REPORT  
NALF FENTRESS, VIRGINIA**

Client: CH2M HILL, Inc., Corvallis, Oregon  
 SDG: 1800329  
 Laboratory: Vista Analytical Laboratory, El Dorado Hills, California  
 Site: NALF Fentress, CTO-WE01, Virginia  
 Date: March 20, 2018

PFCs			
EDS ID	Client Sample ID	Laboratory Sample ID	Matrix
1	OF-RW59-INF01-0218	1800329-01	Water
2	OF-RW59-INF01P-0218	1800329-02	Water
3	OF-RW59-MID01-0218	1800329-03	Water
4	OF-RW59-EFF01-0218	1800329-04	Water
5	OF-RW59-FB01-0218	1800329-05	Water
6	OF-RW08-INF01-0218	1800329-06	Water
7	OF-RW08-MID01-0218	1800329-07	Water
8	OF-RW08-EFF01-0218	1800329-08	Water
8MS	OF-RW08-EFF01-0218MS	1800329-08MS	Water
8MSD	OF-RW08-EFF01-0218MSD	1800329-08MSD	Water
9	OF-RW08-FB01-0218	1800329-09	Water
10	OF-RW63-INF01-0218	1800329-10	Water
11	OF-RW63-MID01-0218	1800329-11	Water
12	OF-RW63-EFF01-0218	1800329-12	Water
13	OF-RW63-FB01-0218	1800329-13	Water
14	OF-RW44-INF01-0218	1800329-14	Water
15	OF-RW44-MID01-0218	1800329-15	Water
16	OF-RW44-EFF01-0218	1800329-16	Water
17	OF-RW44-FB01-0218	1800329-17	Water
18	OF-RW42B-INF01-0218	1800329-18	Water

A full data validation was performed on the analytical data for fourteen water samples and four aqueous field blank samples collected on February 14-15, 2018 by CH2M HILL at the NALF Fentress site in Chesapeake, Virginia. The samples were analyzed under the EPA Method “Determination of Selected Perfluorinated Alkyl Acids in Drinking Water by Solid Phase Extraction and Liquid Chromatography/Tandem Mass Spectrometry (LC/MS/MS)”.

Specific method references are as follows:

Analysis  
PFCs

Method References  
USEPA Method 537 Modified

The data have been validated according to the protocols and quality control (QC) requirements of the analytical method, and the U.S. Department of Defense (DoD) Quality Systems Manual (QSM),

Version 5.0 (July 2013) and the USEPA National Functional Guidelines for Organic Data Review as follows:

- The USEPA “Contract Laboratories Program National Functional Guidelines for Superfund Organic Methods Data Review,” January 2017;
- and the reviewer's professional judgment.

The following data quality indicators were reviewed for this report:

### ***Organics***

- Date Completeness, Case Narrative & Custody Documentation
- Holding times
- Liquid Chromatography/Mass Spectrometry (LC/MS) Tuning
- Initial and continuing calibration summaries
- Method blank and field QC blank contamination
- Surrogate Spike recoveries
- Matrix Spike/Matrix Spike Duplicate (MS/MSD) recoveries
- Laboratory Control Sample/Laboratory Control Sample Duplicate (LCS/LCSD) recoveries
- Internal standard area and retention time summary forms
- Target Compound Identification
- Compound Quantitation
- Field Duplicate sample precision

A full (Level IV) data validation was performed with this review including a recalculation of 10% of the detected results in the samples.

### **Data Usability Assessment**

There were no rejections of data.

Overall the data is acceptable for the intended purposes as qualified for the deficiencies detailed in this report.

Please note that any results qualified (U) due to blank contamination may be then qualified (J) due to another action. Therefore, the results may be qualified (UJ) due to the culmination of the blank contaminations and actions from other exceedences of QC criteria.

### **Perfluorinated Compounds (PFCs)**

#### **Data Completeness, Case Narrative & Custody Documentation**

- The case narrative and chain-of-custody documentation were included in the data package as required. All criteria were met.

### Holding Times

- All samples were extracted within 14 days for water samples and analyzed within 28 days.

### LC/MS Tuning

- All criteria were met.

### Initial Calibration

- All relative standard deviation (%RSD) and/or correlation coefficients criteria were met.

### Continuing Calibration

- All percent recovery (%R) and RRF criteria were met.

### Method Blank

- The method blanks were free of contamination.

### Field QC Blank

- Field QC results are summarized below.

Blank ID	Compound	Conc. ng/L	Qualifier	Affected Samples
OF-RW59-FB01-0218	None – ND	-	-	-
OF-RW08-FB01-0218	None – ND	-	-	-
OF-RW63-FB01-0218	None – ND	-	-	-
OF-RW44-FB01-0218	None – ND	-	-	-

### Surrogate Spike Recoveries

- All samples exhibited acceptable surrogate %R values.

### Matrix Spike/Matrix Spike Duplicate (MS/MSD) Recoveries

- The MS/MSD samples exhibited acceptable percent recoveries (%R) and RPD values except for the following.

EDS Sample ID	Compound	MS %R/MSD %R/RPD	Qualifier	Affected Samples
8	PFTeDA	68.5%/68.2%/OK	UJ	8



### Laboratory Control Samples

- The LCS samples exhibited acceptable percent recoveries (%R) except for the following.

LCS ID	Compound	%R	Qualifier
B8B0131-BS1	EtFOSAA	133%	None - All Associated ND

### Internal Standard (IS) Area Performance

- All internal standards met response and retention time (RT) criteria except for the following.

EDS Sample ID	Compound	%R	Qualifier
7	13C3-PFBS	154%	None - Associated Compound ND
8	12C2-PFD <sub>o</sub> A	49.8%	UJ - Associated Compound
15	13C2-PFTeDA	49.5%	UJ - Associated Compound
16	d3-MeFOSAA	42.8%	UJ - Associated Compound

### Target Compound Identification

- All mass spectra and quantitation criteria were met.

### Compound Quantitation

- All criteria were met.


### Field Duplicate Sample Precision

- Field duplicate results are summarized below. The precision was acceptable.

Compound	OF-RW59-INF01-0218 ng/L	OF-RW59-INF01P-0218 ng/L	RPD	Qualifier
PFBS	9.84	10.1	3%	None
PFHxA	25.6	25.6	0%	
PFHpA	4.66	4.20	107%	None - <5X LOQ
PFHxS	272	252	8%	None
PFOA	59.9	72.0	18%	
PFOS	432	438	1%	

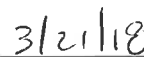
Please contact the undersigned at (757) 564-0090 if you have any questions or need further information.

Signed:



Nancy Weaver  
Senior Chemist

Dated:



Data Qualifier	Definition
U	The analyte was analyzed for, but was not detected above the level of the reported sample quantitation limit.
J	The analyte is an estimated quantity. The associated numerical value is the approximate concentration of the analyte in the sample.
NJ	The analysis has been "tentatively identified" or "presumptively" as present and the associated numerical value is the estimated concentration in the samples.
UJ	The analyte was analyzed for but was not detected. The reported quantitation limit is approximate and may be inaccurate or imprecise.
R	The data are unusable. The sample results are rejected due to serious deficiencies in meeting QC criteria. The analyte may or may not be present in the samples.



**Sample ID: OF-RW59-INF01-0218**

**Modified EPA Method 537**

Client Data		Matrix:		Laboratory Data	
Name:	CH2M Hill	Aqueous		Lab Sample:	1800329-01
Project:	NALF Fentress WE01	Date Collected:	14-Feb-18 13:32	Date Received:	16-Feb-18 09:02
Location:	GAC INF			Column:	BEH C18

Analyte	Conc. (ng/L)	DL	LOD	LOQ	Qualifiers	Batch	Extracted	Samp Size	Analyzed	Dilution
PFBS	9.84	1.95	5.43	8.72		B8B0131	22-Feb-18	0.115 L	02-Mar-18 05:38	1
PFHxA	25.6	2.38	5.43	8.72		B8B0131	22-Feb-18	0.115 L	02-Mar-18 05:38	1
PFHpA	4.66	0.645	5.43	8.72	J	B8B0131	22-Feb-18	0.115 L	02-Mar-18 05:38	1
PFHxS	272	1.03	5.43	8.72		B8B0131	22-Feb-18	0.115 L	02-Mar-18 05:38	1
PFOA	59.9	0.710	5.43	8.72		B8B0131	22-Feb-18	0.115 L	02-Mar-18 05:38	1
PFOS	432	0.880	5.43	8.72		B8B0131	22-Feb-18	0.115 L	02-Mar-18 05:38	1
PFNA	ND	0.883	5.43	8.72		B8B0131	22-Feb-18	0.115 L	02-Mar-18 05:38	1
PFDA	ND	1.62	5.43	8.72		B8B0131	22-Feb-18	0.115 L	02-Mar-18 05:38	1
MeFOSAA	ND	1.80	5.43	8.72		B8B0131	22-Feb-18	0.115 L	02-Mar-18 05:38	1
PfUnA	ND	1.15	5.43	8.72		B8B0131	22-Feb-18	0.115 L	02-Mar-18 05:38	1
EtFOSAA	ND	1.49	5.43	8.72		B8B0131	22-Feb-18	0.115 L	02-Mar-18 05:38	1
PFDoA	ND	0.864	5.43	8.72		B8B0131	22-Feb-18	0.115 L	02-Mar-18 05:38	1
PFTrDA	ND	0.539	5.43	8.72		B8B0131	22-Feb-18	0.115 L	02-Mar-18 05:38	1
PFTeDA	ND	0.823	5.43	8.72		B8B0131	22-Feb-18	0.115 L	02-Mar-18 05:38	1
Labeled Standards	% Recovery	DL	Limits	LOQ	Qualifiers	Batch	Extracted	Samp Size	Analyzed	Dilution
13C3-PFBS	104		50 - 150			B8B0131	22-Feb-18	0.115 L	02-Mar-18 05:38	1
13C2-PFHxA	89.8		50 - 150			B8B0131	22-Feb-18	0.115 L	02-Mar-18 05:38	1
13C4-PFHpA	92.2		50 - 150			B8B0131	22-Feb-18	0.115 L	02-Mar-18 05:38	1
18O2-PFHxS	92.3		50 - 150			B8B0131	22-Feb-18	0.115 L	02-Mar-18 05:38	1
13C2-PFOA	91.5		50 - 150			B8B0131	22-Feb-18	0.115 L	02-Mar-18 05:38	1
13C8-PFOS	85.8		50 - 150			B8B0131	22-Feb-18	0.115 L	02-Mar-18 05:38	1
13C5-PFNA	83.2		50 - 150			B8B0131	22-Feb-18	0.115 L	02-Mar-18 05:38	1
13C2-PFDA	72.5		50 - 150			B8B0131	22-Feb-18	0.115 L	02-Mar-18 05:38	1
d3-MeFOSAA	65.9		50 - 150			B8B0131	22-Feb-18	0.115 L	02-Mar-18 05:38	1
13C2-PFUnA	81.2		50 - 150			B8B0131	22-Feb-18	0.115 L	02-Mar-18 05:38	1
d5-EtFOSAA	76.4		50 - 150			B8B0131	22-Feb-18	0.115 L	02-Mar-18 05:38	1
13C2-PFDoA	75.0		50 - 150			B8B0131	22-Feb-18	0.115 L	02-Mar-18 05:38	1
13C2-PFTeDA	92.5		50 - 150			B8B0131	22-Feb-18	0.115 L	02-Mar-18 05:38	1

DL - Detection Limit  
 LOD - Limit of Detection  
 LOQ - Limit of Quantitation  
 LCL - UCL - Lower control limit - upper control limit  
 Results reported to the DL.  
 When reported, PFHxS, PFOA and PFOS include both linear and branched isomers  
 Only the linear isomer is reported for all other analytes

NW 3/20/18

**Sample ID: OF-RW59-INF01P-0218**

**Modified EPA Method 537**

Client Data		Matrix:		Laboratory Data	
Name:	CH2M Hill	Aqueous		Lab Sample:	1800329-02
Project:	NALF Fenness WE01	Date Collected:	14-Feb-18 13:33	Date Received:	16-Feb-18 09:02
Location:	GAC INF			Column:	BEH C18

Analyte	Conc. (ng/L)	DL	LOD	LOQ	Qualifiers	Batch	Extracted	Samp Size	Analyzed	Dilution
PFBS	10.1	1.90	5.30	8.48		B8B0131	22-Feb-18	0.118 L	02-Mar-18 05:50	1
PFHxA	25.6	2.31	5.30	8.48		B8B0131	22-Feb-18	0.118 L	02-Mar-18 05:50	1
PFHpA	4.20	0.627	5.30	8.48	J	B8B0131	22-Feb-18	0.118 L	02-Mar-18 05:50	1
PFHxS	252	1.00	5.30	8.48		B8B0131	22-Feb-18	0.118 L	02-Mar-18 05:50	1
PFOA	72.0	0.690	5.30	8.48		B8B0131	22-Feb-18	0.118 L	02-Mar-18 05:50	1
PFOS	438	0.856	5.30	8.48		B8B0131	22-Feb-18	0.118 L	02-Mar-18 05:50	1
PFNA	ND	0.859	5.30	8.48		B8B0131	22-Feb-18	0.118 L	02-Mar-18 05:50	1
PFDA	ND	1.58	5.30	8.48		B8B0131	22-Feb-18	0.118 L	02-Mar-18 05:50	1
MeFOSAA	ND	1.75	5.30	8.48		B8B0131	22-Feb-18	0.118 L	02-Mar-18 05:50	1
PFUnA	ND	1.11	5.30	8.48		B8B0131	22-Feb-18	0.118 L	02-Mar-18 05:50	1
EtFOSAA	ND	1.45	5.30	8.48		B8B0131	22-Feb-18	0.118 L	02-Mar-18 05:50	1
PFDoA	ND	0.840	5.30	8.48		B8B0131	22-Feb-18	0.118 L	02-Mar-18 05:50	1
PFTrDA	ND	0.524	5.30	8.48		B8B0131	22-Feb-18	0.118 L	02-Mar-18 05:50	1
PFTeDA	ND	0.801	5.30	8.48		B8B0131	22-Feb-18	0.118 L	02-Mar-18 05:50	1
Labeled Standards	Type	% Recovery	Limits	Qualifiers	Batch	Extracted	Samp Size	Analyzed	Dilution	
13C3-PFBS	IS	95.2	50 - 150		B8B0131	22-Feb-18	0.118 L	02-Mar-18 05:50	1	
13C2-PFHxA	IS	93.8	50 - 150		B8B0131	22-Feb-18	0.118 L	02-Mar-18 05:50	1	
13C4-PFHpA	IS	95.5	50 - 150		B8B0131	22-Feb-18	0.118 L	02-Mar-18 05:50	1	
18O2-PFHxS	IS	99.5	50 - 150		B8B0131	22-Feb-18	0.118 L	02-Mar-18 05:50	1	
13C2-PFOA	IS	86.0	50 - 150		B8B0131	22-Feb-18	0.118 L	02-Mar-18 05:50	1	
13C8-PFOS	IS	72.8	50 - 150		B8B0131	22-Feb-18	0.118 L	02-Mar-18 05:50	1	
13C5-PFNA	IS	80.3	50 - 150		B8B0131	22-Feb-18	0.118 L	02-Mar-18 05:50	1	
13C2-PFDA	IS	91.3	50 - 150		B8B0131	22-Feb-18	0.118 L	02-Mar-18 05:50	1	
d3-MeFOSAA	IS	65.7	50 - 150		B8B0131	22-Feb-18	0.118 L	02-Mar-18 05:50	1	
13C2-PFUnA	IS	83.8	50 - 150		B8B0131	22-Feb-18	0.118 L	02-Mar-18 05:50	1	
d5-EtFOSAA	IS	82.6	50 - 150		B8B0131	22-Feb-18	0.118 L	02-Mar-18 05:50	1	
13C2-PFDoA	IS	69.7	50 - 150		B8B0131	22-Feb-18	0.118 L	02-Mar-18 05:50	1	
13C2-PFTeDA	IS	99.1	50 - 150		B8B0131	22-Feb-18	0.118 L	02-Mar-18 05:50	1	

DL - Detection Limit  
 LOD - Limit of Detection  
 LOQ - Limit of quantitation  
 LCL-UCL - Lower control limit - upper control limit  
 Results reported to the DL  
 When reported, PFHxS, PFOA and PFOS include both linear and branched isomers  
 Only the linear isomer is reported for all other analytes.

*new 3/22/18*

**Sample ID: OF-RW59-MID01-0218**

**Modified EPA Method 537**

<b>Client Data</b>		<b>Laboratory Data</b>	
Name: CH2M Hill	Matrix: Aqueous	Lab Sample: 1800329-03	Column: BEH C18
Project: NALF Fenitress WE01	Date Collected: 14-Feb-18 13:35	Date Received: 16-Feb-18 09:02	
Location: GAC MID			

Analyte	Conc. (ng/L)	DL	LOD	LOQ	Qualifiers	Batch	Extracted	Samp Size	Analyzed	Dilution
PFBS	5.60	1.87	5.21	8.34	J	B8B0131	22-Feb-18	0.120 L	02-Mar-18 06:01	1
PFHxA	17.8	2.27	5.21	8.34		B8B0131	22-Feb-18	0.120 L	02-Mar-18 06:01	1
PFHpA	2.84	0.616	5.21	8.34	J	B8B0131	22-Feb-18	0.120 L	02-Mar-18 06:01	1
PFHxS	167	0.988	5.21	8.34		B8B0131	22-Feb-18	0.120 L	02-Mar-18 06:01	1
PFOA	40.9	0.679	5.21	8.34		B8B0131	22-Feb-18	0.120 L	02-Mar-18 06:01	1
PFOS	220	0.842	5.21	8.34		B8B0131	22-Feb-18	0.120 L	02-Mar-18 06:01	1
PFNA	ND	0.845	5.21	8.34		B8B0131	22-Feb-18	0.120 L	02-Mar-18 06:01	1
PFDA	ND	1.55	5.21	8.34		B8B0131	22-Feb-18	0.120 L	02-Mar-18 06:01	1
MeFOSAA	ND	1.72	5.21	8.34		B8B0131	22-Feb-18	0.120 L	02-Mar-18 06:01	1
PFUnA	ND	1.10	5.21	8.34		B8B0131	22-Feb-18	0.120 L	02-Mar-18 06:01	1
EtFOSAA	ND	1.43	5.21	8.34		B8B0131	22-Feb-18	0.120 L	02-Mar-18 06:01	1
PFDoA	ND	0.826	5.21	8.34		B8B0131	22-Feb-18	0.120 L	02-Mar-18 06:01	1
PFTtDA	ND	0.515	5.21	8.34		B8B0131	22-Feb-18	0.120 L	02-Mar-18 06:01	1
PFTeDA	ND	0.788	5.21	8.34		B8B0131	22-Feb-18	0.120 L	02-Mar-18 06:01	1
Labeled Standards	Type	% Recovery	Limits	Qualifiers	Batch	Extracted	Samp Size	Analyzed	Dilution	
13C3-PFBs	IS	102	50 - 150		B8B0131	22-Feb-18	0.120 L	02-Mar-18 06:01	1	
13C2-PFHxA	IS	82.8	50 - 150		B8B0131	22-Feb-18	0.120 L	02-Mar-18 06:01	1	
13C4-PFHpA	IS	87.8	50 - 150		B8B0131	22-Feb-18	0.120 L	02-Mar-18 06:01	1	
18O2-PFHxS	IS	101	50 - 150		B8B0131	22-Feb-18	0.120 L	02-Mar-18 06:01	1	
13C2-PFOA	IS	94.5	50 - 150		B8B0131	22-Feb-18	0.120 L	02-Mar-18 06:01	1	
13C8-PFOS	IS	83.0	50 - 150		B8B0131	22-Feb-18	0.120 L	02-Mar-18 06:01	1	
13C5-PFNA	IS	89.3	50 - 150		B8B0131	22-Feb-18	0.120 L	02-Mar-18 06:01	1	
13C2-PFDA	IS	98.7	50 - 150		B8B0131	22-Feb-18	0.120 L	02-Mar-18 06:01	1	
d3-MeFOSAA	IS	62.7	50 - 150		B8B0131	22-Feb-18	0.120 L	02-Mar-18 06:01	1	
13C2-PFUnA	IS	71.7	50 - 150		B8B0131	22-Feb-18	0.120 L	02-Mar-18 06:01	1	
d5-EtFOSAA	IS	68.6	50 - 150		B8B0131	22-Feb-18	0.120 L	02-Mar-18 06:01	1	
13C2-PFDoA	IS	80.3	50 - 150		B8B0131	22-Feb-18	0.120 L	02-Mar-18 06:01	1	
13C2-PFTeDA	IS	91.6	50 - 150		B8B0131	22-Feb-18	0.120 L	02-Mar-18 06:01	1	

DL - Detection Limit  
 LOD - Limit of Detection  
 LOQ - Limit of quantitation  
 LCL-UCL - Lower control limit - upper control limit  
 Results reported to the DL  
 When reported, PFHxS, PFOA and PFOS include both linear and branched isomers  
 Only the linear isomer is reported for all other analytes

*New 3/20/18*



**Sample ID: OF-RW59-EFF01-0218**

**Modified EPA Method 537**

Client Data		Laboratory Data								
Name:	CH2M Hill	Lab Sample:	1800329-04	Column:	BEH C18					
Project:	NALF Fentress WE01	Date Received:	16-Feb-18 09:02							
Location:	GAC EFF									
	Matrix: Aqueous									
	Date Collected: 14-Feb-18 13:36									
Analyte	Conc. (ng/L)	DL	LOD	LOQ	Qualifiers	Batch	Extracted	Samp Size	Analyzed	Dilution
PFBS	ND	1.84	5.12	8.22		B8B0131	22-Feb-18	0.122 L	02-Mar-18 06:13	1
PFHxA	3.09	2.24	5.12	8.22	J	B8B0131	22-Feb-18	0.122 L	02-Mar-18 06:13	1
PFHpA	0.892	0.608	5.12	8.22	J	B8B0131	22-Feb-18	0.122 L	02-Mar-18 06:13	1
PFHxS	29.5	0.973	5.12	8.22		B8B0131	22-Feb-18	0.122 L	02-Mar-18 06:13	1
PFOA	7.01	0.669	5.12	8.22	J	B8B0131	22-Feb-18	0.122 L	02-Mar-18 06:13	1
PFOS	59.2	0.830	5.12	8.22		B8B0131	22-Feb-18	0.122 L	02-Mar-18 06:13	1
PFNA	ND	0.833	5.12	8.22		B8B0131	22-Feb-18	0.122 L	02-Mar-18 06:13	1
PFDA	ND	1.53	5.12	8.22		B8B0131	22-Feb-18	0.122 L	02-Mar-18 06:13	1
MeFOSAA	ND	1.70	5.12	8.22		B8B0131	22-Feb-18	0.122 L	02-Mar-18 06:13	1
PFUnA	ND	1.08	5.12	8.22		B8B0131	22-Feb-18	0.122 L	02-Mar-18 06:13	1
EtFOSAA	ND	1.41	5.12	8.22		B8B0131	22-Feb-18	0.122 L	02-Mar-18 06:13	1
PFDoA	ND	0.814	5.12	8.22		B8B0131	22-Feb-18	0.122 L	02-Mar-18 06:13	1
PFTtDA	ND	0.508	5.12	8.22		B8B0131	22-Feb-18	0.122 L	02-Mar-18 06:13	1
PFTeDA	ND	0.776	5.12	8.22		B8B0131	22-Feb-18	0.122 L	02-Mar-18 06:13	1
Labeled Standards	Type	% Recovery	Limits	Qualifiers	Batch	Extracted	Samp Size	Analyzed	Dilution	
13C3-PFBS	IS	97.5	50 - 150		B8B0131	22-Feb-18	0.122 L	02-Mar-18 06:13	1	
13C2-PFHxA	IS	91.6	50 - 150		B8B0131	22-Feb-18	0.122 L	02-Mar-18 06:13	1	
13C4-PFHpA	IS	88.3	50 - 150		B8B0131	22-Feb-18	0.122 L	02-Mar-18 06:13	1	
18O2-PFHxS	IS	79.1	50 - 150		B8B0131	22-Feb-18	0.122 L	02-Mar-18 06:13	1	
13C2-PFOA	IS	92.7	50 - 150		B8B0131	22-Feb-18	0.122 L	02-Mar-18 06:13	1	
13C8-PFOS	IS	91.5	50 - 150		B8B0131	22-Feb-18	0.122 L	02-Mar-18 06:13	1	
13C5-PFNA	IS	65.5	50 - 150		B8B0131	22-Feb-18	0.122 L	02-Mar-18 06:13	1	
13C2-PFDA	IS	72.5	50 - 150		B8B0131	22-Feb-18	0.122 L	02-Mar-18 06:13	1	
d3-MeFOSAA	IS	64.3	50 - 150		B8B0131	22-Feb-18	0.122 L	02-Mar-18 06:13	1	
13C2-PFUnA	IS	80.4	50 - 150		B8B0131	22-Feb-18	0.122 L	02-Mar-18 06:13	1	
d5-EtFOSAA	IS	73.5	50 - 150		B8B0131	22-Feb-18	0.122 L	02-Mar-18 06:13	1	
13C2-PFDoA	IS	70.6	50 - 150		B8B0131	22-Feb-18	0.122 L	02-Mar-18 06:13	1	
13C2-PFTeDA	IS	77.3	50 - 150		B8B0131	22-Feb-18	0.122 L	02-Mar-18 06:13	1	

DL - Detection Limit  
 LOD - Limit of Detection  
 LOQ - Limit of quantitation  
 LCL-UCL - Lower control limit - upper control limit  
 Results reported to the DL  
 When reported, PFHxS, PFOA and PFOS include both linear and branched isomers  
 Only the linear isomer is reported for all other analytes

*new 3/20/18*

**Sample ID: OF-RW59-FB01-0218**

**Modified EPA Method 537**

Client Data		Laboratory Data	
Name: CH2M Hill	Matrix: Aqueous	Lab Sample: 1800329-05	Column: BEHC18
Project: NALF Fenness WE01	Date Collected: 14-Feb-18 13:32	Date Received: 16-Feb-18 09:02	
Location: FB			

Analyte	Conc. (ng/L)	DL	LOD	LOQ	Qualifiers	Batch	Extracted	Samp Size	Analyzed	Dilution
PFBS	ND	1.98	5.53	8.84		B8B0131	22-Feb-18	0.113 L	02-Mar-18 06:24	1
PFHxA	ND	2.41	5.53	8.84		B8B0131	22-Feb-18	0.113 L	02-Mar-18 06:24	1
PFHpA	ND	0.653	5.53	8.84		B8B0131	22-Feb-18	0.113 L	02-Mar-18 06:24	1
PFHxS	ND	1.05	5.53	8.84		B8B0131	22-Feb-18	0.113 L	02-Mar-18 06:24	1
PFOA	ND	0.719	5.53	8.84		B8B0131	22-Feb-18	0.113 L	02-Mar-18 06:24	1
PFOS	ND	0.892	5.53	8.84		B8B0131	22-Feb-18	0.113 L	02-Mar-18 06:24	1
PFNA	ND	0.895	5.53	8.84		B8B0131	22-Feb-18	0.113 L	02-Mar-18 06:24	1
PFDA	ND	1.65	5.53	8.84		B8B0131	22-Feb-18	0.113 L	02-Mar-18 06:24	1
MeFOSAA	ND	1.82	5.53	8.84		B8B0131	22-Feb-18	0.113 L	02-Mar-18 06:24	1
PFUnA	ND	1.16	5.53	8.84		B8B0131	22-Feb-18	0.113 L	02-Mar-18 06:24	1
EtFOSAA	ND	1.51	5.53	8.84		B8B0131	22-Feb-18	0.113 L	02-Mar-18 06:24	1
PFDoA	ND	0.875	5.53	8.84		B8B0131	22-Feb-18	0.113 L	02-Mar-18 06:24	1
PFTtDA	ND	0.546	5.53	8.84		B8B0131	22-Feb-18	0.113 L	02-Mar-18 06:24	1
PFTeDA	ND	0.834	5.53	8.84		B8B0131	22-Feb-18	0.113 L	02-Mar-18 06:24	1
Labeled Standards	Type	% Recovery	Limits	Qualifiers	Batch	Extracted	Samp Size	Analyzed	Dilution	
13C3-PFBS	IS	102	50 - 150		B8B0131	22-Feb-18	0.113 L	02-Mar-18 06:24	1	
13C2-PFHxA	IS	103	50 - 150		B8B0131	22-Feb-18	0.113 L	02-Mar-18 06:24	1	
13C4-PFHpA	IS	113	50 - 150		B8B0131	22-Feb-18	0.113 L	02-Mar-18 06:24	1	
18O2-PFHxS	IS	107	50 - 150		B8B0131	22-Feb-18	0.113 L	02-Mar-18 06:24	1	
13C2-PFOA	IS	90.6	50 - 150		B8B0131	22-Feb-18	0.113 L	02-Mar-18 06:24	1	
13C8-PFOS	IS	88.3	50 - 150		B8B0131	22-Feb-18	0.113 L	02-Mar-18 06:24	1	
13C5-PFNA	IS	90.2	50 - 150		B8B0131	22-Feb-18	0.113 L	02-Mar-18 06:24	1	
13C2-PFDA	IS	90.2	50 - 150		B8B0131	22-Feb-18	0.113 L	02-Mar-18 06:24	1	
d3-MeFOSAA	IS	63.8	50 - 150		B8B0131	22-Feb-18	0.113 L	02-Mar-18 06:24	1	
13C2-PFUnA	IS	76.7	50 - 150		B8B0131	22-Feb-18	0.113 L	02-Mar-18 06:24	1	
d5-EtFOSAA	IS	77.1	50 - 150		B8B0131	22-Feb-18	0.113 L	02-Mar-18 06:24	1	
13C2-PFDoA	IS	75.8	50 - 150		B8B0131	22-Feb-18	0.113 L	02-Mar-18 06:24	1	
13C2-PFTeDA	IS	96.7	50 - 150		B8B0131	22-Feb-18	0.113 L	02-Mar-18 06:24	1	

DL - Detection Limit  
 LOD - Limit of Detection  
 LOQ - Limit of quantitation  
 LCL-UCL - Lower control limit - upper control limit  
 Results reported to the DL  
 When reported, PFHxS, PFOA and PFOS include both linear and branched isomers  
 Only the linear isomer is reported for all other analytes

new 31201.8



**Sample ID: OF-RW08-INF01-0218**

**Modified EPA Method 537**

<b>Client Data</b>		<b>Laboratory Data</b>	
Name: CH2M Hill	Matrix: Aqueous	Lab Sample: 1800329-06	Column: BEHC18
Project: NALF Pentress WE01	Date Collected: 15-Feb-18 11:37	Date Received: 16-Feb-18 09:02	
Location: GAC INF			

Analyte	Conc. (ng/L)	DL	LOD	LOQ	Qualifiers	Batch	Extracted	Samp Size	Analyzed	Dilution
PFBS	5.37	1.84	5.12	8.21	J	B8B0131	22-Feb-18	0.122 L	02-Mar-18 06:35	1
PFHxA	6.95	2.24	5.12	8.21	J	B8B0131	22-Feb-18	0.122 L	02-Mar-18 06:35	1
PFHpA	2.36	0.607	5.12	8.21	J	B8B0131	22-Feb-18	0.122 L	02-Mar-18 06:35	1
PFHxS	44.8	0.972	5.12	8.21		B8B0131	22-Feb-18	0.122 L	02-Mar-18 06:35	1
PFOA	13.4	0.668	5.12	8.21		B8B0131	22-Feb-18	0.122 L	02-Mar-18 06:35	1
PFOS	149	0.828	5.12	8.21		B8B0131	22-Feb-18	0.122 L	02-Mar-18 06:35	1
PFNA	ND	0.831	5.12	8.21		B8B0131	22-Feb-18	0.122 L	02-Mar-18 06:35	1
PFDA	ND	1.53	5.12	8.21		B8B0131	22-Feb-18	0.122 L	02-Mar-18 06:35	1
MeFOSAA	ND	1.69	5.12	8.21		B8B0131	22-Feb-18	0.122 L	02-Mar-18 06:35	1
PFUnA	ND	1.08	5.12	8.21		B8B0131	22-Feb-18	0.122 L	02-Mar-18 06:35	1
EtFOSAA	ND	1.41	5.12	8.21		B8B0131	22-Feb-18	0.122 L	02-Mar-18 06:35	1
PFDoA	ND	0.813	5.12	8.21		B8B0131	22-Feb-18	0.122 L	02-Mar-18 06:35	1
PFTrDA	ND	0.507	5.12	8.21		B8B0131	22-Feb-18	0.122 L	02-Mar-18 06:35	1
PFTeDA	ND	0.775	5.12	8.21		B8B0131	22-Feb-18	0.122 L	02-Mar-18 06:35	1
Labeled Standards	Type	% Recovery	Limits	Qualifiers	Batch	Extracted	Samp Size	Analyzed	Dilution	
13C3-PFBS	IS	103	50 - 150		B8B0131	22-Feb-18	0.122 L	02-Mar-18 06:35	1	
13C2-PFHxA	IS	89.5	50 - 150		B8B0131	22-Feb-18	0.122 L	02-Mar-18 06:35	1	
13C4-PFHpA	IS	94.6	50 - 150		B8B0131	22-Feb-18	0.122 L	02-Mar-18 06:35	1	
18O2-PFHxS	IS	105	50 - 150		B8B0131	22-Feb-18	0.122 L	02-Mar-18 06:35	1	
13C2-PFOA	IS	79.4	50 - 150		B8B0131	22-Feb-18	0.122 L	02-Mar-18 06:35	1	
13C8-PFOS	IS	99.8	50 - 150		B8B0131	22-Feb-18	0.122 L	02-Mar-18 06:35	1	
13C5-PFNA	IS	85.4	50 - 150		B8B0131	22-Feb-18	0.122 L	02-Mar-18 06:35	1	
13C2-PFDA	IS	68.4	50 - 150		B8B0131	22-Feb-18	0.122 L	02-Mar-18 06:35	1	
d3-MeFOSAA	IS	55.9	50 - 150		B8B0131	22-Feb-18	0.122 L	02-Mar-18 06:35	1	
13C2-PFUnA	IS	73.1	50 - 150		B8B0131	22-Feb-18	0.122 L	02-Mar-18 06:35	1	
d5-EtFOSAA	IS	65.0	50 - 150		B8B0131	22-Feb-18	0.122 L	02-Mar-18 06:35	1	
13C2-PFDoA	IS	71.2	50 - 150		B8B0131	22-Feb-18	0.122 L	02-Mar-18 06:35	1	
13C2-PFTeDA	IS	63.7	50 - 150		B8B0131	22-Feb-18	0.122 L	02-Mar-18 06:35	1	

DL - Detection Limit  
 LOD - Limit of Detection  
 LOQ - Limit of Quantitation  
 LCL - UCL - Lower control limit - upper control limit  
 Results reported to the DL.  
 When reported, PFHxS, PFOA and PFOS include both linear and branched isomers.  
 Only the linear isomer is reported for all other analytes.

*new 31 2018*

**Sample ID: OF-RW08-MID01-0218**

**Modified EPA Method 537**

<b>Client Data</b>		<b>Laboratory Data</b>	
Name: CH2M Hill	Matrix: Aqueous	Lab Sample: 1800329-07	Column: BEHC18
Project: NALF Fentress WE01	Date Collected: 15-Feb-18 11:38	Date Received: 16-Feb-18 09:02	
Location: GAC MID			

Analyte	Conc. (ng/L)	DL	LOD	LOQ	Qualifiers	Batch	Extracted	Samp Size	Analyzed	Dilution
PFBS	ND	2.05	5.73	9.18		B8B0131	22-Feb-18	0.109 L	02-Mar-18 06:47	1
PFHxA	ND	2.50	5.73	9.18		B8B0131	22-Feb-18	0.109 L	02-Mar-18 06:47	1
PFHpA	ND	0.678	5.73	9.18		B8B0131	22-Feb-18	0.109 L	02-Mar-18 06:47	1
PFHxS	ND	1.09	5.73	9.18		B8B0131	22-Feb-18	0.109 L	02-Mar-18 06:47	1
PFOA	ND	0.747	5.73	9.18		B8B0131	22-Feb-18	0.109 L	02-Mar-18 06:47	1
PFOS	ND	0.926	5.73	9.18		B8B0131	22-Feb-18	0.109 L	02-Mar-18 06:47	1
PFNA	ND	0.930	5.73	9.18		B8B0131	22-Feb-18	0.109 L	02-Mar-18 06:47	1
PFDA	ND	1.71	5.73	9.18		B8B0131	22-Feb-18	0.109 L	02-Mar-18 06:47	1
MeFOSAA	ND	1.89	5.73	9.18		B8B0131	22-Feb-18	0.109 L	02-Mar-18 06:47	1
PFUnA	ND	1.21	5.73	9.18		B8B0131	22-Feb-18	0.109 L	02-Mar-18 06:47	1
EtFOSAA	ND	1.57	5.73	9.18		B8B0131	22-Feb-18	0.109 L	02-Mar-18 06:47	1
PFDoA	ND	0.909	5.73	9.18		B8B0131	22-Feb-18	0.109 L	02-Mar-18 06:47	1
PFTrDA	ND	0.567	5.73	9.18		B8B0131	22-Feb-18	0.109 L	02-Mar-18 06:47	1
PFTeDA	ND	0.866	5.73	9.18		B8B0131	22-Feb-18	0.109 L	02-Mar-18 06:47	1
Labeled Standards	Type	% Recovery	Limits	Qualifiers	Batch	Extracted	Samp Size	Analyzed	Dilution	
13C3-PFBS	IS	154	50 - 150	H	B8B0131	22-Feb-18	0.109 L	02-Mar-18 06:47	1	
13C2-PFHxA	IS	90.6	50 - 150		B8B0131	22-Feb-18	0.109 L	02-Mar-18 06:47	1	
13C4-PFHpA	IS	89.0	50 - 150		B8B0131	22-Feb-18	0.109 L	02-Mar-18 06:47	1	
18O2-PFHxS	IS	107	50 - 150		B8B0131	22-Feb-18	0.109 L	02-Mar-18 06:47	1	
13C2-PFOA	IS	95.4	50 - 150		B8B0131	22-Feb-18	0.109 L	02-Mar-18 06:47	1	
13C8-PFOS	IS	80.6	50 - 150		B8B0131	22-Feb-18	0.109 L	02-Mar-18 06:47	1	
13C5-PFNA	IS	82.3	50 - 150		B8B0131	22-Feb-18	0.109 L	02-Mar-18 06:47	1	
13C2-PFDA	IS	74.6	50 - 150		B8B0131	22-Feb-18	0.109 L	02-Mar-18 06:47	1	
d3-MeFOSAA	IS	86.7	50 - 150		B8B0131	22-Feb-18	0.109 L	02-Mar-18 06:47	1	
13C2-PFUnA	IS	66.6	50 - 150		B8B0131	22-Feb-18	0.109 L	02-Mar-18 06:47	1	
d5-EtFOSAA	IS	94.5	50 - 150		B8B0131	22-Feb-18	0.109 L	02-Mar-18 06:47	1	
13C2-PFDoA	IS	67.1	50 - 150		B8B0131	22-Feb-18	0.109 L	02-Mar-18 06:47	1	
13C2-PFTeDA	IS	79.3	50 - 150		B8B0131	22-Feb-18	0.109 L	02-Mar-18 06:47	1	

DL - Detection Limit  
 LOD - Limit of Detection  
 LOQ - Limit of quantitation  
 LCL-UCL - Lower control limit - upper control limit  
 Results: reported to the DL  
 When reported, PFHxS, PFOA and PFOS include both linear and branched isomers.  
 Only the linear isomer is reported for all other analytes.

new 31201.8

**Sample ID: OF-RW08-EFF01-0218**

**Modified EPA Method 537**

<b>Client Data</b>		<b>Laboratory Data</b>	
Name: CH2M Hill	Matrix: Aqueous	Lab Sample: 1800329-08	Column: BEH C18
Project: NALF Fentress WE01	Date Collected: 15-Feb-18 11:39	Date Received: 16-Feb-18 09:02	
Location: GAC EFF			

Analyte	Conc. (ng/L)	DL	LOD	LOQ	Qualifiers	Batch	Extracted	Samp Size	Analyzed	Dilution
PFBS	ND	1.82	5.08	8.16		B8B0131	22-Feb-18	0.123 L	02-Mar-18 07:33	1
PFHxA	ND	2.22	5.08	8.16		B8B0131	22-Feb-18	0.123 L	02-Mar-18 07:33	1
PFHpA	ND	0.602	5.08	8.16		B8B0131	22-Feb-18	0.123 L	02-Mar-18 07:33	1
PFHxS	ND	0.965	5.08	8.16		B8B0131	22-Feb-18	0.123 L	02-Mar-18 07:33	1
PFOA	ND	0.664	5.08	8.16		B8B0131	22-Feb-18	0.123 L	02-Mar-18 07:33	1
PFOS	ND	0.823	5.08	8.16		B8B0131	22-Feb-18	0.123 L	02-Mar-18 07:33	1
PFNA	ND	0.826	5.08	8.16		B8B0131	22-Feb-18	0.123 L	02-Mar-18 07:33	1
PFDA	ND	1.52	5.08	8.16		B8B0131	22-Feb-18	0.123 L	02-Mar-18 07:33	1
MeFOSAA	ND	1.68	5.08	8.16		B8B0131	22-Feb-18	0.123 L	02-Mar-18 07:33	1
PFUnA	ND	1.07	5.08	8.16		B8B0131	22-Feb-18	0.123 L	02-Mar-18 07:33	1
EtFOSAA	ND	1.40	5.08	8.16		B8B0131	22-Feb-18	0.123 L	02-Mar-18 07:33	1
PFDoA	ND	0.807	5.08	8.16		B8B0131	22-Feb-18	0.123 L	02-Mar-18 07:33	1
PFTrDA	ND	0.504	5.08	8.16		B8B0131	22-Feb-18	0.123 L	02-Mar-18 07:33	1
PFTeDA	ND	0.770	5.08	8.16		B8B0131	22-Feb-18	0.123 L	02-Mar-18 07:33	1
Labeled Standards	Type	% Recovery	Limits	Qualifiers	Batch	Extracted	Samp Size	Analyzed	Dilution	
13C3-PFBs	IS	135	50 - 150		B8B0131	22-Feb-18	0.123 L	02-Mar-18 07:33	1	
13C2-PFHxA	IS	81.1	50 - 150		B8B0131	22-Feb-18	0.123 L	02-Mar-18 07:33	1	
13C4-PFHpA	IS	87.3	50 - 150		B8B0131	22-Feb-18	0.123 L	02-Mar-18 07:33	1	
18O2-PFHxS	IS	104	50 - 150		B8B0131	22-Feb-18	0.123 L	02-Mar-18 07:33	1	
13C2-PFOA	IS	108	50 - 150		B8B0131	22-Feb-18	0.123 L	02-Mar-18 07:33	1	
13C8-PFOS	IS	88.2	50 - 150		B8B0131	22-Feb-18	0.123 L	02-Mar-18 07:33	1	
13C5-PFNA	IS	76.1	50 - 150		B8B0131	22-Feb-18	0.123 L	02-Mar-18 07:33	1	
13C2-PFDA	IS	82.5	50 - 150		B8B0131	22-Feb-18	0.123 L	02-Mar-18 07:33	1	
d3-MeFOSAA	IS	61.0	50 - 150		B8B0131	22-Feb-18	0.123 L	02-Mar-18 07:33	1	
13C2-PFUnA	IS	70.2	50 - 150		B8B0131	22-Feb-18	0.123 L	02-Mar-18 07:33	1	
d5-EtFOSAA	IS	67.8	50 - 150		B8B0131	22-Feb-18	0.123 L	02-Mar-18 07:33	1	
13C2-PFDoA	IS	49.8	50 - 150		B8B0131	22-Feb-18	0.123 L	02-Mar-18 07:33	1	
13C2-PFTeDA	IS	65.0	50 - 150		B8B0131	22-Feb-18	0.123 L	02-Mar-18 07:33	1	

ISL  
MSL

When reported, PFHxS, PFOA and PFOS include both linear and branched isomers  
Only the linear isomer is reported for all other analytes

LCL-UCI - Lower control limit - upper control limit  
Results reported to the DL

LOD - Limit of Detection  
LOQ - Limit of quantitation

DL - Detection Limit

new 3/20/18

**Sample ID: OF-RW08-FB01-0218**

**Modified EPA Method 537**

Client Data		Laboratory Data	
Name: CH2M Hill	Matrix: Aqueous	Lab Sample: 1800329-09	Column: BEHC18
Project: NALF Fenness WE01	Date Collected: 15-Feb-18 11:40	Date Received: 16-Feb-18 09:02	
Location: FB			

Analyte	Conc. (ng/L)	DL	LOD	LOQ	Qualifiers	Batch	Extracted	Samp Size	Analyzed	Dilution
PFBS	ND	1.84	5.12	8.21		B8B0131	22-Feb-18	0.122 L	02-Mar-18 07:44	1
PFHxA	ND	2.24	5.12	8.21		B8B0131	22-Feb-18	0.122 L	02-Mar-18 07:44	1
PFHpA	ND	0.607	5.12	8.21		B8B0131	22-Feb-18	0.122 L	02-Mar-18 07:44	1
PFHxS	ND	0.972	5.12	8.21		B8B0131	22-Feb-18	0.122 L	02-Mar-18 07:44	1
PFOA	ND	0.668	5.12	8.21		B8B0131	22-Feb-18	0.122 L	02-Mar-18 07:44	1
PFOS	ND	0.829	5.12	8.21		B8B0131	22-Feb-18	0.122 L	02-Mar-18 07:44	1
PFNA	ND	0.832	5.12	8.21		B8B0131	22-Feb-18	0.122 L	02-Mar-18 07:44	1
PFDA	ND	1.53	5.12	8.21		B8B0131	22-Feb-18	0.122 L	02-Mar-18 07:44	1
MeFOSAA	ND	1.69	5.12	8.21		B8B0131	22-Feb-18	0.122 L	02-Mar-18 07:44	1
PFUnA	ND	1.08	5.12	8.21		B8B0131	22-Feb-18	0.122 L	02-Mar-18 07:44	1
EfFOSAA	ND	1.41	5.12	8.21		B8B0131	22-Feb-18	0.122 L	02-Mar-18 07:44	1
PFDoA	ND	0.813	5.12	8.21		B8B0131	22-Feb-18	0.122 L	02-Mar-18 07:44	1
PFTriDA	ND	0.507	5.12	8.21		B8B0131	22-Feb-18	0.122 L	02-Mar-18 07:44	1
PFTeDA	ND	0.775	5.12	8.21		B8B0131	22-Feb-18	0.122 L	02-Mar-18 07:44	1

Labeled Standards	Type	% Recovery	Limits	Qualifiers	Batch	Extracted	Samp Size	Analyzed	Dilution
13C3-PFBS	IS	106	50 - 150		B8B0131	22-Feb-18	0.122 L	02-Mar-18 07:44	1
13C2-PFHxA	IS	86.2	50 - 150		B8B0131	22-Feb-18	0.122 L	02-Mar-18 07:44	1
13C4-PFHpA	IS	87.0	50 - 150		B8B0131	22-Feb-18	0.122 L	02-Mar-18 07:44	1
18O2-PFHxS	IS	90.0	50 - 150		B8B0131	22-Feb-18	0.122 L	02-Mar-18 07:44	1
13C2-PFOA	IS	93.9	50 - 150		B8B0131	22-Feb-18	0.122 L	02-Mar-18 07:44	1
13C8-PFOS	IS	104	50 - 150		B8B0131	22-Feb-18	0.122 L	02-Mar-18 07:44	1
13C5-PFNA	IS	92.3	50 - 150		B8B0131	22-Feb-18	0.122 L	02-Mar-18 07:44	1
13C2-PFDA	IS	73.0	50 - 150		B8B0131	22-Feb-18	0.122 L	02-Mar-18 07:44	1
d3-MeFOSAA	IS	78.2	50 - 150		B8B0131	22-Feb-18	0.122 L	02-Mar-18 07:44	1
13C2-PFUnA	IS	71.2	50 - 150		B8B0131	22-Feb-18	0.122 L	02-Mar-18 07:44	1
d5-EfFOSAA	IS	71.9	50 - 150		B8B0131	22-Feb-18	0.122 L	02-Mar-18 07:44	1
13C2-PFDoA	IS	70.0	50 - 150		B8B0131	22-Feb-18	0.122 L	02-Mar-18 07:44	1
13C2-PFTeDA	IS	53.0	50 - 150		B8B0131	22-Feb-18	0.122 L	02-Mar-18 07:44	1

DL - Detection Limit  
 LOD - Limit of Detection  
 LOQ - Limit of quantitation  
 LCL-UCL - Lower control limit - upper control limit  
 Results reported to the DL  
 When reported, PFHxS, PFOA and PFOS include both linear and branched isomers  
 Only the linear isomer is reported for all other analytes

*new 3/20/18*

**Sample ID: OF-RW63-INF01-0218**

**Modified EPA Method 537**

Client Data		Matrix:		Laboratory Data	
Name:	CH2M Hill	Aqueous	15-Feb-18 14:58	Lab Sample:	1800329-10
Project:	NALF Fentress WE01			Date Received:	16-Feb-18 09:02
Location:	GAC INF			Column:	BEH C18

Analyte	Conc. (ng/L)	DL	LOD	LOQ	Qualifiers	Batch	Extracted	Samp Size	Analyzed	Dilution
PFBS	4.70	1.99	5.58	8.90	J	B8B0131	22-Feb-18	0.112 L	02-Mar-18 07:56	1
PFHxA	ND	2.43	5.58	8.90		B8B0131	22-Feb-18	0.112 L	02-Mar-18 07:56	1
PFHpA	3.28	0.657	5.58	8.90	J	B8B0131	22-Feb-18	0.112 L	02-Mar-18 07:56	1
PFHxS	8.54	1.05	5.58	8.90	J	B8B0131	22-Feb-18	0.112 L	02-Mar-18 07:56	1
PFOA	22.1	0.724	5.58	8.90		B8B0131	22-Feb-18	0.112 L	02-Mar-18 07:56	1
PFOS	38.6	0.898	5.58	8.90		B8B0131	22-Feb-18	0.112 L	02-Mar-18 07:56	1
PFNA	ND	0.901	5.58	8.90		B8B0131	22-Feb-18	0.112 L	02-Mar-18 07:56	1
PFDA	ND	1.66	5.58	8.90		B8B0131	22-Feb-18	0.112 L	02-Mar-18 07:56	1
MeFOSAA	ND	1.84	5.58	8.90		B8B0131	22-Feb-18	0.112 L	02-Mar-18 07:56	1
PFUnA	ND	1.17	5.58	8.90		B8B0131	22-Feb-18	0.112 L	02-Mar-18 07:56	1
EtFOSAA	ND	1.52	5.58	8.90		B8B0131	22-Feb-18	0.112 L	02-Mar-18 07:56	1
PFDoA	ND	0.881	5.58	8.90		B8B0131	22-Feb-18	0.112 L	02-Mar-18 07:56	1
PFTtDA	ND	0.550	5.58	8.90		B8B0131	22-Feb-18	0.112 L	02-Mar-18 07:56	1
PFTeDA	ND	0.840	5.58	8.90		B8B0131	22-Feb-18	0.112 L	02-Mar-18 07:56	1
Labeled Standards	% Recovery	Limits								
13C3-PFBS	113	50 - 150								
13C2-PFHxA	90.1	50 - 150								
13C4-PFHpA	90.6	50 - 150								
18O2-PFHxS	89.2	50 - 150								
13C2-PFOA	91.9	50 - 150								
13C8-PFOS	72.9	50 - 150								
13C5-PFNA	76.3	50 - 150								
13C2-PFDA	69.7	50 - 150								
d3-MeFOSAA	56.7	50 - 150								
13C2-PFUnA	71.2	50 - 150								
d5-EtFOSAA	73.9	50 - 150								
13C2-PFDoA	76.0	50 - 150								
13C2-PFTeDA	74.6	50 - 150								

DL - Detection Limit  
 LOD - Limit of Detection  
 LOQ - Limit of quantitation  
 LCL-UCL- Lower control limit - upper control limit  
 Results reported to the DL.  
 When reported, PFHxS, PFOA and PFOS include both linear and branched isomers  
 Only the linear isomer is reported for all other analytes

*new 3/20/18*



**Sample ID: OF-RW63-MID01-0218**

**Modified EPA Method 537**

<b>Client Data</b>		<b>Laboratory Data</b>	
Name: CH2M Hill	Matrix: Aqueous	Lab Sample: 1800329-11	Column: BEH C18
Project: NALF Fentress WE01	Date Collected: 15-Feb-18 14:59	Date Received: 16-Feb-18 09:02	
Location: GAC MID			

Analyte	Conc. (ng/L)	DL	LOD	LOQ	Qualifiers	Batch	Extracted	Samp Size	Analyzed	Dilution
PFBS	ND	1.94	5.43	8.68		B8B0131	22-Feb-18	0.115 L	02-Mar-18 08:07	1
PFHxA	ND	2.37	5.43	8.68		B8B0131	22-Feb-18	0.115 L	02-Mar-18 08:07	1
PFHpA	ND	0.642	5.43	8.68		B8B0131	22-Feb-18	0.115 L	02-Mar-18 08:07	1
PFHxS	ND	1.03	5.43	8.68		B8B0131	22-Feb-18	0.115 L	02-Mar-18 08:07	1
PFOA	ND	0.707	5.43	8.68		B8B0131	22-Feb-18	0.115 L	02-Mar-18 08:07	1
PFOS	ND	0.876	5.43	8.68		B8B0131	22-Feb-18	0.115 L	02-Mar-18 08:07	1
PFNA	ND	0.879	5.43	8.68		B8B0131	22-Feb-18	0.115 L	02-Mar-18 08:07	1
PFDA	ND	1.62	5.43	8.68		B8B0131	22-Feb-18	0.115 L	02-Mar-18 08:07	1
MeFOSAA	ND	1.79	5.43	8.68		B8B0131	22-Feb-18	0.115 L	02-Mar-18 08:07	1
PFUnA	ND	1.14	5.43	8.68		B8B0131	22-Feb-18	0.115 L	02-Mar-18 08:07	1
EfOSAA	ND	1.49	5.43	8.68		B8B0131	22-Feb-18	0.115 L	02-Mar-18 08:07	1
PFDoA	ND	0.860	5.43	8.68		B8B0131	22-Feb-18	0.115 L	02-Mar-18 08:07	1
PFTtDA	1.09	0.536	5.43	8.68	J	B8B0131	22-Feb-18	0.115 L	02-Mar-18 08:07	1
PFTeDA	ND	0.820	5.43	8.68		B8B0131	22-Feb-18	0.115 L	02-Mar-18 08:07	1
<b>Labeled Standards</b>	<b>% Recovery</b>	<b>Limits</b>	<b>Qualifiers</b>	<b>Batch</b>	<b>Extracted</b>	<b>Samp Size</b>	<b>Analyzed</b>	<b>Dilution</b>		
13C3-PFBS	149	50 - 150		B8B0131	22-Feb-18	0.115 L	02-Mar-18 08:07	1		
13C2-PFHxA	94.9	50 - 150		B8B0131	22-Feb-18	0.115 L	02-Mar-18 08:07	1		
13C4-PFHpA	96.3	50 - 150		B8B0131	22-Feb-18	0.115 L	02-Mar-18 08:07	1		
18O2-PFHxS	88.7	50 - 150		B8B0131	22-Feb-18	0.115 L	02-Mar-18 08:07	1		
13C2-PFOA	90.2	50 - 150		B8B0131	22-Feb-18	0.115 L	02-Mar-18 08:07	1		
13C8-PFOS	89.0	50 - 150		B8B0131	22-Feb-18	0.115 L	02-Mar-18 08:07	1		
13C5-PFNA	93.4	50 - 150		B8B0131	22-Feb-18	0.115 L	02-Mar-18 08:07	1		
13C2-PFDA	83.1	50 - 150		B8B0131	22-Feb-18	0.115 L	02-Mar-18 08:07	1		
d3-MeFOSAA	83.2	50 - 150		B8B0131	22-Feb-18	0.115 L	02-Mar-18 08:07	1		
13C2-PFUnA	72.1	50 - 150		B8B0131	22-Feb-18	0.115 L	02-Mar-18 08:07	1		
d5-EfOSAA	87.1	50 - 150		B8B0131	22-Feb-18	0.115 L	02-Mar-18 08:07	1		
13C2-PFDoA	65.5	50 - 150		B8B0131	22-Feb-18	0.115 L	02-Mar-18 08:07	1		
13C2-PFTeDA	82.0	50 - 150		B8B0131	22-Feb-18	0.115 L	02-Mar-18 08:07	1		

DL - Detection Limit  
 LOD - Limit of Detection  
 LOQ - Limit of Quantitation  
 LCL-UCL - Lower control limit - upper control limit  
 Results reported to the DL  
 When reported, PFHxS, PFOA and PFOS include both linear and branched isomers  
 Only the linear isomer is reported for all other analytes

*New 31251.8*

**Sample ID: OF-RW63-EFF01-0218**

**Modified EPA Method 537**

<b>Client Data</b>		<b>Laboratory Data</b>	
Name: CH2M Hill	Matrix: Aqueous	Lab Sample: 1800329-12	Column: BEH C18
Project: NALF Fentress WE01	Date Collected: 15-Feb-18 15:00	Date Received: 16-Feb-18 09:02	
Location: GAC EFF			

Analyte	Conc. (ng/L)	DL	LOD	LOQ	Qualifiers	Batch	Extracted	Samp Size	Analyzed	Dilution
PFBS	ND	1.84	5.17	8.24		B8B0131	22-Feb-18	0.121 L	02-Mar-18 08:19	1
PFHxA	ND	2.25	5.17	8.24		B8B0131	22-Feb-18	0.121 L	02-Mar-18 08:19	1
PFHpA	ND	0.609	5.17	8.24		B8B0131	22-Feb-18	0.121 L	02-Mar-18 08:19	1
PFHxS	ND	0.976	5.17	8.24		B8B0131	22-Feb-18	0.121 L	02-Mar-18 08:19	1
PFOA	ND	0.671	5.17	8.24		B8B0131	22-Feb-18	0.121 L	02-Mar-18 08:19	1
PFOS	ND	0.832	5.17	8.24		B8B0131	22-Feb-18	0.121 L	02-Mar-18 08:19	1
PFNA	ND	0.835	5.17	8.24		B8B0131	22-Feb-18	0.121 L	02-Mar-18 08:19	1
PFDA	ND	1.54	5.17	8.24		B8B0131	22-Feb-18	0.121 L	02-Mar-18 08:19	1
MeFOSAA	ND	1.70	5.17	8.24		B8B0131	22-Feb-18	0.121 L	02-Mar-18 08:19	1
PFUnA	ND	1.08	5.17	8.24		B8B0131	22-Feb-18	0.121 L	02-Mar-18 08:19	1
EFOSAA	ND	1.41	5.17	8.24		B8B0131	22-Feb-18	0.121 L	02-Mar-18 08:19	1
PFDoA	ND	0.816	5.17	8.24		B8B0131	22-Feb-18	0.121 L	02-Mar-18 08:19	1
PFTtDA	ND	0.509	5.17	8.24		B8B0131	22-Feb-18	0.121 L	02-Mar-18 08:19	1
PFTeDA	ND	0.778	5.17	8.24		B8B0131	22-Feb-18	0.121 L	02-Mar-18 08:19	1
Labeled Standards	Type	% Recovery	Limits	Qualifiers	Batch	Extracted	Samp Size	Analyzed	Dilution	
13C3-PFBS	IS	104	50 - 150		B8B0131	22-Feb-18	0.121 L	02-Mar-18 08:19	1	
13C2-PFHxA	IS	85.5	50 - 150		B8B0131	22-Feb-18	0.121 L	02-Mar-18 08:19	1	
13C4-PFHpA	IS	90.3	50 - 150		B8B0131	22-Feb-18	0.121 L	02-Mar-18 08:19	1	
18O2-PFHxS	IS	85.2	50 - 150		B8B0131	22-Feb-18	0.121 L	02-Mar-18 08:19	1	
13C2-PFOA	IS	82.2	50 - 150		B8B0131	22-Feb-18	0.121 L	02-Mar-18 08:19	1	
13C8-PFOS	IS	90.2	50 - 150		B8B0131	22-Feb-18	0.121 L	02-Mar-18 08:19	1	
13C5-PFNA	IS	94.1	50 - 150		B8B0131	22-Feb-18	0.121 L	02-Mar-18 08:19	1	
13C2-PFDA	IS	72.2	50 - 150		B8B0131	22-Feb-18	0.121 L	02-Mar-18 08:19	1	
d3-MeFOSAA	IS	70.5	50 - 150		B8B0131	22-Feb-18	0.121 L	02-Mar-18 08:19	1	
13C2-PFUnA	IS	79.3	50 - 150		B8B0131	22-Feb-18	0.121 L	02-Mar-18 08:19	1	
d5-EtFOSAA	IS	81.7	50 - 150		B8B0131	22-Feb-18	0.121 L	02-Mar-18 08:19	1	
13C2-PFDoA	IS	89.3	50 - 150		B8B0131	22-Feb-18	0.121 L	02-Mar-18 08:19	1	
13C2-PFTeDA	IS	81.6	50 - 150		B8B0131	22-Feb-18	0.121 L	02-Mar-18 08:19	1	

DL - Detection Limit  
 LOD - Limit of Detection  
 LOQ - Limit of quantitation  
 LCL - UCL - Lower control limit - upper control limit  
 Results reported to the DL.  
 When reported, PFHxS, PFOA and PFOS include both linear and branched isomers  
 Only the linear isomer is reported for all other analytes

new 31201-8

**Sample ID: OF-RW63-FB01-0218**

**Modified EPA Method 537**

Client Data		Laboratory Data	
Name: CH2M Hill	Matrix: Aqueous	Lab Sample: 1800329-13	Column: BEH C18
Project: NALF Fentress WE01	Date Collected: 15-Feb-18 15:01	Date Received: 16-Feb-18 09:02	
Location: FB			

Analyte	Conc. (ng/L)	DL	LOD	LOQ	Qualifiers	Batch	Extracted	Samp Size	Analyzed	Dilution
PFBS	ND	1.85	5.17	8.29		B8B0131	22-Feb-18	0.121 L	02-Mar-18 08:30	1
PFHxA	ND	2.26	5.17	8.29		B8B0131	22-Feb-18	0.121 L	02-Mar-18 08:30	1
PFHpA	ND	0.612	5.17	8.29		B8B0131	22-Feb-18	0.121 L	02-Mar-18 08:30	1
PFHxS	ND	0.981	5.17	8.29		B8B0131	22-Feb-18	0.121 L	02-Mar-18 08:30	1
PFOA	ND	0.674	5.17	8.29		B8B0131	22-Feb-18	0.121 L	02-Mar-18 08:30	1
PFOS	ND	0.836	5.17	8.29		B8B0131	22-Feb-18	0.121 L	02-Mar-18 08:30	1
PFNA	ND	0.839	5.17	8.29		B8B0131	22-Feb-18	0.121 L	02-Mar-18 08:30	1
PFDA	ND	1.54	5.17	8.29		B8B0131	22-Feb-18	0.121 L	02-Mar-18 08:30	1
MeFOSAA	ND	1.71	5.17	8.29		B8B0131	22-Feb-18	0.121 L	02-Mar-18 08:30	1
PFUnA	ND	1.09	5.17	8.29		B8B0131	22-Feb-18	0.121 L	02-Mar-18 08:30	1
EtFOSAA	ND	1.42	5.17	8.29		B8B0131	22-Feb-18	0.121 L	02-Mar-18 08:30	1
PFDoA	ND	0.820	5.17	8.29		B8B0131	22-Feb-18	0.121 L	02-Mar-18 08:30	1
PFTtDA	ND	0.512	5.17	8.29		B8B0131	22-Feb-18	0.121 L	02-Mar-18 08:30	1
PFTeDA	ND	0.782	5.17	8.29		B8B0131	22-Feb-18	0.121 L	02-Mar-18 08:30	1
Labeled Standards	Type	% Recovery	Limits	Qualifiers	Batch	Extracted	Samp Size	Analyzed	Dilution	
13C3-PFBs	IS	92.7	50 - 150		B8B0131	22-Feb-18	0.121 L	02-Mar-18 08:30	1	
13C2-PFHxA	IS	92.0	50 - 150		B8B0131	22-Feb-18	0.121 L	02-Mar-18 08:30	1	
13C4-PFHpA	IS	85.7	50 - 150		B8B0131	22-Feb-18	0.121 L	02-Mar-18 08:30	1	
18O2-PFHxS	IS	95.6	50 - 150		B8B0131	22-Feb-18	0.121 L	02-Mar-18 08:30	1	
13C2-PFOA	IS	87.0	50 - 150		B8B0131	22-Feb-18	0.121 L	02-Mar-18 08:30	1	
13C8-PFOS	IS	96.2	50 - 150		B8B0131	22-Feb-18	0.121 L	02-Mar-18 08:30	1	
13C5-PFNA	IS	86.6	50 - 150		B8B0131	22-Feb-18	0.121 L	02-Mar-18 08:30	1	
13C2-PFDA	IS	71.6	50 - 150		B8B0131	22-Feb-18	0.121 L	02-Mar-18 08:30	1	
d3-MeFOSAA	IS	67.9	50 - 150		B8B0131	22-Feb-18	0.121 L	02-Mar-18 08:30	1	
13C2-PFUnA	IS	68.4	50 - 150		B8B0131	22-Feb-18	0.121 L	02-Mar-18 08:30	1	
d5-EtFOSAA	IS	67.1	50 - 150		B8B0131	22-Feb-18	0.121 L	02-Mar-18 08:30	1	
13C2-PFDoA	IS	57.0	50 - 150		B8B0131	22-Feb-18	0.121 L	02-Mar-18 08:30	1	
13C2-PFTeDA	IS	83.0	50 - 150		B8B0131	22-Feb-18	0.121 L	02-Mar-18 08:30	1	

DL - Detection Limit  
 LOD - Limit of Detection  
 LOQ - Limit of quantitation  
 LCL-UCL - Lower control limit - upper control limit  
 Results reported to the DL  
 When reported, PFHxS, PFOA and PFOS include both linear and branched isomers  
 Only the linear isomer is reported for all other analytes

*New 3/20/18*



**Sample ID: OF-RW44-INF01-0218**

**Modified EPA Method 537**

Client Data		Laboratory Data	
Name: CH2M Hill	Matrix: Aqueous	Lab Sample: 1800329-14	Column: BEH C18
Project: NALF Pentress WE01	Date Collected: 14-Feb-18 11:28	Date Received: 16-Feb-18 09:02	
Location: GAC INF			

Analyte	Conc. (ng/L)	DL	LOD	LOQ	Qualifiers	Batch	Extracted	Samp Size	Analyzed	Dilution
PFBS	8.46	1.95	5.43	8.71	J	B8B0131	22-Feb-18	0.115 L	02-Mar-18 08:42	1
PFHxA	23.5	2.37	5.43	8.71		B8B0131	22-Feb-18	0.115 L	02-Mar-18 08:42	1
PFHpA	8.85	0.643	5.43	8.71		B8B0131	22-Feb-18	0.115 L	02-Mar-18 08:42	1
PFHxS	293	1.03	5.43	8.71		B8B0131	22-Feb-18	0.115 L	02-Mar-18 08:42	1
PFOA	230	0.709	5.43	8.71		B8B0131	22-Feb-18	0.115 L	02-Mar-18 08:42	1
PFOS	640	0.878	5.43	8.71		B8B0131	22-Feb-18	0.115 L	02-Mar-18 08:42	1
PFNA	3.41	0.882	5.43	8.71	J	B8B0131	22-Feb-18	0.115 L	02-Mar-18 08:42	1
PFDA	ND	1.62	5.43	8.71		B8B0131	22-Feb-18	0.115 L	02-Mar-18 08:42	1
MeFOSAA	ND	1.80	5.43	8.71		B8B0131	22-Feb-18	0.115 L	02-Mar-18 08:42	1
PFUnA	ND	1.14	5.43	8.71		B8B0131	22-Feb-18	0.115 L	02-Mar-18 08:42	1
EfFOSAA	ND	1.49	5.43	8.71		B8B0131	22-Feb-18	0.115 L	02-Mar-18 08:42	1
PFDoA	ND	0.862	5.43	8.71		B8B0131	22-Feb-18	0.115 L	02-Mar-18 08:42	1
PFTrDA	ND	0.538	5.43	8.71		B8B0131	22-Feb-18	0.115 L	02-Mar-18 08:42	1
PFTeDA	ND	0.822	5.43	8.71		B8B0131	22-Feb-18	0.115 L	02-Mar-18 08:42	1
Labeled Standards	Type	% Recovery	Limits	Qualifiers	Batch	Extracted	Samp Size	Analyzed	Dilution	
13C3-PFBS	IS	97.5	50 - 150		B8B0131	22-Feb-18	0.115 L	02-Mar-18 08:42	1	
13C2-PFHxA	IS	97.7	50 - 150		B8B0131	22-Feb-18	0.115 L	02-Mar-18 08:42	1	
13C4-PFHpA	IS	94.7	50 - 150		B8B0131	22-Feb-18	0.115 L	02-Mar-18 08:42	1	
18O2-PFHxS	IS	80.6	50 - 150		B8B0131	22-Feb-18	0.115 L	02-Mar-18 08:42	1	
13C2-PFOA	IS	92.3	50 - 150		B8B0131	22-Feb-18	0.115 L	02-Mar-18 08:42	1	
13C8-PFOS	IS	79.7	50 - 150		B8B0131	22-Feb-18	0.115 L	02-Mar-18 08:42	1	
13C5-PFNA	IS	83.1	50 - 150		B8B0131	22-Feb-18	0.115 L	02-Mar-18 08:42	1	
13C2-PFDA	IS	80.8	50 - 150		B8B0131	22-Feb-18	0.115 L	02-Mar-18 08:42	1	
d3-MeFOSAA	IS	80.2	50 - 150		B8B0131	22-Feb-18	0.115 L	02-Mar-18 08:42	1	
13C2-PFUnA	IS	68.4	50 - 150		B8B0131	22-Feb-18	0.115 L	02-Mar-18 08:42	1	
d5-EfFOSAA	IS	101	50 - 150		B8B0131	22-Feb-18	0.115 L	02-Mar-18 08:42	1	
13C2-PFDoA	IS	81.0	50 - 150		B8B0131	22-Feb-18	0.115 L	02-Mar-18 08:42	1	
13C2-PFTeDA	IS	84.4	50 - 150		B8B0131	22-Feb-18	0.115 L	02-Mar-18 08:42	1	

DL - Detection Limit  
 LOD - Limit of Detection  
 LOQ - Limit of quantitation  
 LCL-UCL - Lower control limit - upper control limit  
 Results reported to the DL.  
 When reported, PFHxS, PFOA and PFOS include both linear and branched isomers  
 Only the linear isomer is reported for all other analytes.

*new 3/20/18*

Sample ID: OF-RW44-MID01-0218

Modified EPA Method 537

Client Data		Laboratory Data	
Name:	CH2M Hill	Lab Sample:	1800329-15
Project:	NALF Fentress WE01	Date Received:	16-Feb-18 09:02
Location:	GAC MID	Matrix:	Aqueous
		Date Collected:	14-Feb-18 11:31
		Column:	BEH C18

Analyte	Conc. (ng/L)	DL	LOD	LOQ	Qualifiers	Batch	Extracted	Samp Size	Analyzed	Dilution
PFBS	ND	1.85	5.17	8.27		B8B0131	22-Feb-18	0.121 L	02-Mar-18 08:53	1
PFHxA	ND	2.25	5.17	8.27		B8B0131	22-Feb-18	0.121 L	02-Mar-18 08:53	1
PFHpA	0.771	0.611	5.17	8.27	J	B8B0131	22-Feb-18	0.121 L	02-Mar-18 08:53	1
PFHxS	3.37	0.979	5.17	8.27	J	B8B0131	22-Feb-18	0.121 L	02-Mar-18 08:53	1
PFOA	9.90	0.673	5.17	8.27		B8B0131	22-Feb-18	0.121 L	02-Mar-18 08:53	1
PFOS	11.1	0.834	5.17	8.27		B8B0131	22-Feb-18	0.121 L	02-Mar-18 08:53	1
PFNA	ND	0.837	5.17	8.27		B8B0131	22-Feb-18	0.121 L	02-Mar-18 08:53	1
PFDA	ND	1.54	5.17	8.27		B8B0131	22-Feb-18	0.121 L	02-Mar-18 08:53	1
MeFOSAA	ND	1.71	5.17	8.27		B8B0131	22-Feb-18	0.121 L	02-Mar-18 08:53	1
PFUnA	ND	1.09	5.17	8.27		B8B0131	22-Feb-18	0.121 L	02-Mar-18 08:53	1
EiFOSAA	ND	1.42	5.17	8.27		B8B0131	22-Feb-18	0.121 L	02-Mar-18 08:53	1
PFDoA	ND	0.819	5.17	8.27		B8B0131	22-Feb-18	0.121 L	02-Mar-18 08:53	1
PFTeDA	ND	0.511	5.17	8.27		B8B0131	22-Feb-18	0.121 L	02-Mar-18 08:53	1
PFTeDA	ND	0.780	5.17	8.27		B8B0131	22-Feb-18	0.121 L	02-Mar-18 08:53	1
<b>Labeled Standards</b>	<b>% Recovery</b>	<b>Limits</b>	<b>Qualifiers</b>	<b>Batch</b>	<b>Extracted</b>	<b>Samp Size</b>	<b>Analyzed</b>	<b>Dilution</b>		
13C3-PFBs	106	50 - 150		B8B0131	22-Feb-18	0.121 L	02-Mar-18 08:53	1		
13C2-PFHxA	76.5	50 - 150		B8B0131	22-Feb-18	0.121 L	02-Mar-18 08:53	1		
13C4-PFHpA	77.4	50 - 150		B8B0131	22-Feb-18	0.121 L	02-Mar-18 08:53	1		
18O2-PFHxS	79.3	50 - 150		B8B0131	22-Feb-18	0.121 L	02-Mar-18 08:53	1		
13C2-PFOA	73.2	50 - 150		B8B0131	22-Feb-18	0.121 L	02-Mar-18 08:53	1		
13C8-PFOS	80.1	50 - 150		B8B0131	22-Feb-18	0.121 L	02-Mar-18 08:53	1		
13C5-PFNA	79.0	50 - 150		B8B0131	22-Feb-18	0.121 L	02-Mar-18 08:53	1		
13C2-PFDA	70.4	50 - 150		B8B0131	22-Feb-18	0.121 L	02-Mar-18 08:53	1		
d3-MeFOSAA	53.0	50 - 150		B8B0131	22-Feb-18	0.121 L	02-Mar-18 08:53	1		
13C2-PFUnA	64.3	50 - 150		B8B0131	22-Feb-18	0.121 L	02-Mar-18 08:53	1		
d5-EiFOSAA	57.6	50 - 150		B8B0131	22-Feb-18	0.121 L	02-Mar-18 08:53	1		
13C2-PFDoA	69.2	50 - 150		B8B0131	22-Feb-18	0.121 L	02-Mar-18 08:53	1		
13C2-PFTeDA	49.5	50 - 150		B8B0131	22-Feb-18	0.121 L	02-Mar-18 08:53	1		

DL - Detection Limit  
 LOD - Limit of Detection  
 LOQ - Limit of quantitation  
 LCL-UCL - Lower control limit - upper control limit  
 Results reported to the DL  
 When reported, PFHxS, PFOA and PFOS include both linear and branched isomers  
 Only the linear isomer is reported for all other analytes.

15  
 3/20/18

**Sample ID: OF-RW44-EFF01-0218**

**Modified EPA Method 537**

<b>Client Data</b>		<b>Laboratory Data</b>	
Name: CH2M Hill	Matrix: Aqueous	Lab Sample: 1800329-16	Column: BEH C18
Project: NALF Pentress WE01	Date Collected: 14-Feb-18 11:34	Date Received: 16-Feb-18 09:02	
Location: GAC EFF			

Analyte	Conc. (ng/L)	DL	LOD	LOQ	Qualifiers	Batch	Extracted	Samp Size	Analyzed	Dilution
PFBS	ND	1.91	5.34	8.52		B8B0131	22-Feb-18	0.117 L	02-Mar-18 09:05	1
PFHxA	ND	2.32	5.34	8.52		B8B0131	22-Feb-18	0.117 L	02-Mar-18 09:05	1
PFHpA	ND	0.629	5.34	8.52		B8B0131	22-Feb-18	0.117 L	02-Mar-18 09:05	1
PFHxS	ND	1.01	5.34	8.52		B8B0131	22-Feb-18	0.117 L	02-Mar-18 09:05	1
PFOA	ND	0.693	5.34	8.52		B8B0131	22-Feb-18	0.117 L	02-Mar-18 09:05	1
PFOS	ND	0.859	5.34	8.52		B8B0131	22-Feb-18	0.117 L	02-Mar-18 09:05	1
PFNA	ND	0.862	5.34	8.52		B8B0131	22-Feb-18	0.117 L	02-Mar-18 09:05	1
PFDA	ND	1.59	5.34	8.52		B8B0131	22-Feb-18	0.117 L	02-Mar-18 09:05	1
MeFOSAA	ND <b>4.5</b>	1.76	5.34	8.52		B8B0131	22-Feb-18	0.117 L	02-Mar-18 09:05	1
PFUnA	ND	1.12	5.34	8.52		B8B0131	22-Feb-18	0.117 L	02-Mar-18 09:05	1
EtFOSAA	ND	1.46	5.34	8.52		B8B0131	22-Feb-18	0.117 L	02-Mar-18 09:05	1
PFDoA	ND	0.843	5.34	8.52		B8B0131	22-Feb-18	0.117 L	02-Mar-18 09:05	1
PFTrDA	ND	0.526	5.34	8.52		B8B0131	22-Feb-18	0.117 L	02-Mar-18 09:05	1
PFTeDA	ND	0.804	5.34	8.52		B8B0131	22-Feb-18	0.117 L	02-Mar-18 09:05	1
Labeled Standards	Type	% Recovery	Limits	Qualifiers	Batch	Extracted	Samp Size	Analyzed	Dilution	
13C3-PFBS	IS	98.9	50 - 150		B8B0131	22-Feb-18	0.117 L	02-Mar-18 09:05	1	
13C2-PFHxA	IS	85.4	50 - 150		B8B0131	22-Feb-18	0.117 L	02-Mar-18 09:05	1	
13C4-PFHpA	IS	88.5	50 - 150		B8B0131	22-Feb-18	0.117 L	02-Mar-18 09:05	1	
18O2-PFHxS	IS	120	50 - 150		B8B0131	22-Feb-18	0.117 L	02-Mar-18 09:05	1	
13C2-PFOA	IS	81.7	50 - 150		B8B0131	22-Feb-18	0.117 L	02-Mar-18 09:05	1	
13C8-PFOS	IS	98.6	50 - 150		B8B0131	22-Feb-18	0.117 L	02-Mar-18 09:05	1	
13C5-PFNA	IS	80.3	50 - 150		B8B0131	22-Feb-18	0.117 L	02-Mar-18 09:05	1	
13C2-PFDA	IS	71.3	50 - 150		B8B0131	22-Feb-18	0.117 L	02-Mar-18 09:05	1	
d3-MeFOSAA	IS	42.8	50 - 150		B8B0131	22-Feb-18	0.117 L	02-Mar-18 09:05	1	
13C2-PFUnA	IS	76.0	50 - 150		B8B0131	22-Feb-18	0.117 L	02-Mar-18 09:05	1	
d5-EtFOSAA	IS	57.9	50 - 150		B8B0131	22-Feb-18	0.117 L	02-Mar-18 09:05	1	
13C2-PFDoA	IS	61.8	50 - 150		B8B0131	22-Feb-18	0.117 L	02-Mar-18 09:05	1	
13C2-PFTeDA	IS	79.2	50 - 150		B8B0131	22-Feb-18	0.117 L	02-Mar-18 09:05	1	

DL - Detection Limit  
 LOD - Limit of Detection  
 LOQ - Limit of quantitation  
 LCL-UCL - Lower control limit - upper control limit  
 Results reported to the DL.  
 When reported, PFHxS, PFOA and PFOS include both linear and branched isomers.  
 Only the linear isomer is reported for all other analytes.

*new 3/20/18*

**Sample ID: OF-RW44-FB01-0218**

**Modified EPA Method 537**

Client Data		Laboratory Data		Matrix:		Aqueous		Date Collected:		14-Feb-18 11:35		Lab Sample:		1800329-17		Column:		BEH C18	
Name: CH2M Hill		Date Received:		Date Received:		Date Received:		Date Received:		Date Received:		Date Received:		Date Received:		Date Received:		Date Received:	
Project: NALF Fentress WE01		Date Received:		Date Received:		Date Received:		Date Received:		Date Received:		Date Received:		Date Received:		Date Received:		Date Received:	
Location: FB		Date Received:		Date Received:		Date Received:		Date Received:		Date Received:		Date Received:		Date Received:		Date Received:		Date Received:	
Analyte	Conc. (ng/L)	DL	LOD	LOQ	Qualifiers	Batch	Extracted	Samp Size	Analyzed	Dilution									
PFBS	ND	1.84	5.12	8.23		B8B0131	22-Feb-18	0.122 L	02-Mar-18 09:16	1									
PFHxA	ND	2.24	5.12	8.23		B8B0131	22-Feb-18	0.122 L	02-Mar-18 09:16	1									
PFHpA	ND	0.608	5.12	8.23		B8B0131	22-Feb-18	0.122 L	02-Mar-18 09:16	1									
PFHxS	ND	0.974	5.12	8.23		B8B0131	22-Feb-18	0.122 L	02-Mar-18 09:16	1									
PFOA	ND	0.669	5.12	8.23		B8B0131	22-Feb-18	0.122 L	02-Mar-18 09:16	1									
PFOS	ND	0.830	5.12	8.23		B8B0131	22-Feb-18	0.122 L	02-Mar-18 09:16	1									
PFNA	ND	0.833	5.12	8.23		B8B0131	22-Feb-18	0.122 L	02-Mar-18 09:16	1									
PFDA	ND	1.53	5.12	8.23		B8B0131	22-Feb-18	0.122 L	02-Mar-18 09:16	1									
MeFOSAA	ND	1.70	5.12	8.23		B8B0131	22-Feb-18	0.122 L	02-Mar-18 09:16	1									
PFUnA	ND	1.08	5.12	8.23		B8B0131	22-Feb-18	0.122 L	02-Mar-18 09:16	1									
EtFOSAA	ND	1.41	5.12	8.23		B8B0131	22-Feb-18	0.122 L	02-Mar-18 09:16	1									
PFDoA	ND	0.814	5.12	8.23		B8B0131	22-Feb-18	0.122 L	02-Mar-18 09:16	1									
PFTtDA	ND	0.508	5.12	8.23		B8B0131	22-Feb-18	0.122 L	02-Mar-18 09:16	1									
PFTeDA	ND	0.776	5.12	8.23		B8B0131	22-Feb-18	0.122 L	02-Mar-18 09:16	1									
Labeled Standards	Type	% Recovery	Limits	Qualifiers	Batch	Extracted	Samp Size	Analyzed	Dilution										
13C3-PFBS	IS	103	50 - 150		B8B0131	22-Feb-18	0.122 L	02-Mar-18 09:16	1										
13C2-PFHxA	IS	97.5	50 - 150		B8B0131	22-Feb-18	0.122 L	02-Mar-18 09:16	1										
13C4-PFHpA	IS	93.2	50 - 150		B8B0131	22-Feb-18	0.122 L	02-Mar-18 09:16	1										
18O2-PFHxS	IS	97.5	50 - 150		B8B0131	22-Feb-18	0.122 L	02-Mar-18 09:16	1										
13C2-PFOA	IS	91.8	50 - 150		B8B0131	22-Feb-18	0.122 L	02-Mar-18 09:16	1										
13C8-PFOS	IS	102	50 - 150		B8B0131	22-Feb-18	0.122 L	02-Mar-18 09:16	1										
13C5-PFNA	IS	79.4	50 - 150		B8B0131	22-Feb-18	0.122 L	02-Mar-18 09:16	1										
13C2-PFDA	IS	91.0	50 - 150		B8B0131	22-Feb-18	0.122 L	02-Mar-18 09:16	1										
d3-MeFOSAA	IS	64.2	50 - 150		B8B0131	22-Feb-18	0.122 L	02-Mar-18 09:16	1										
13C2-PFUnA	IS	76.6	50 - 150		B8B0131	22-Feb-18	0.122 L	02-Mar-18 09:16	1										
d5-EtFOSAA	IS	72.6	50 - 150		B8B0131	22-Feb-18	0.122 L	02-Mar-18 09:16	1										
13C2-PFDoA	IS	64.4	50 - 150		B8B0131	22-Feb-18	0.122 L	02-Mar-18 09:16	1										
13C2-PFTeDA	IS	68.6	50 - 150		B8B0131	22-Feb-18	0.122 L	02-Mar-18 09:16	1										

DL - Detection Limit  
 LOD - Limit of Detection  
 LOQ - Limit of Quantitation  
 LCL-UCL - Lower control limit - upper control limit  
 Results reported to the DL  
 When reported, PFHxS, PFOA and PFOS include both linear and branched isomers  
 Only the linear isomer is reported for all other analytes

*new 3/20/18*

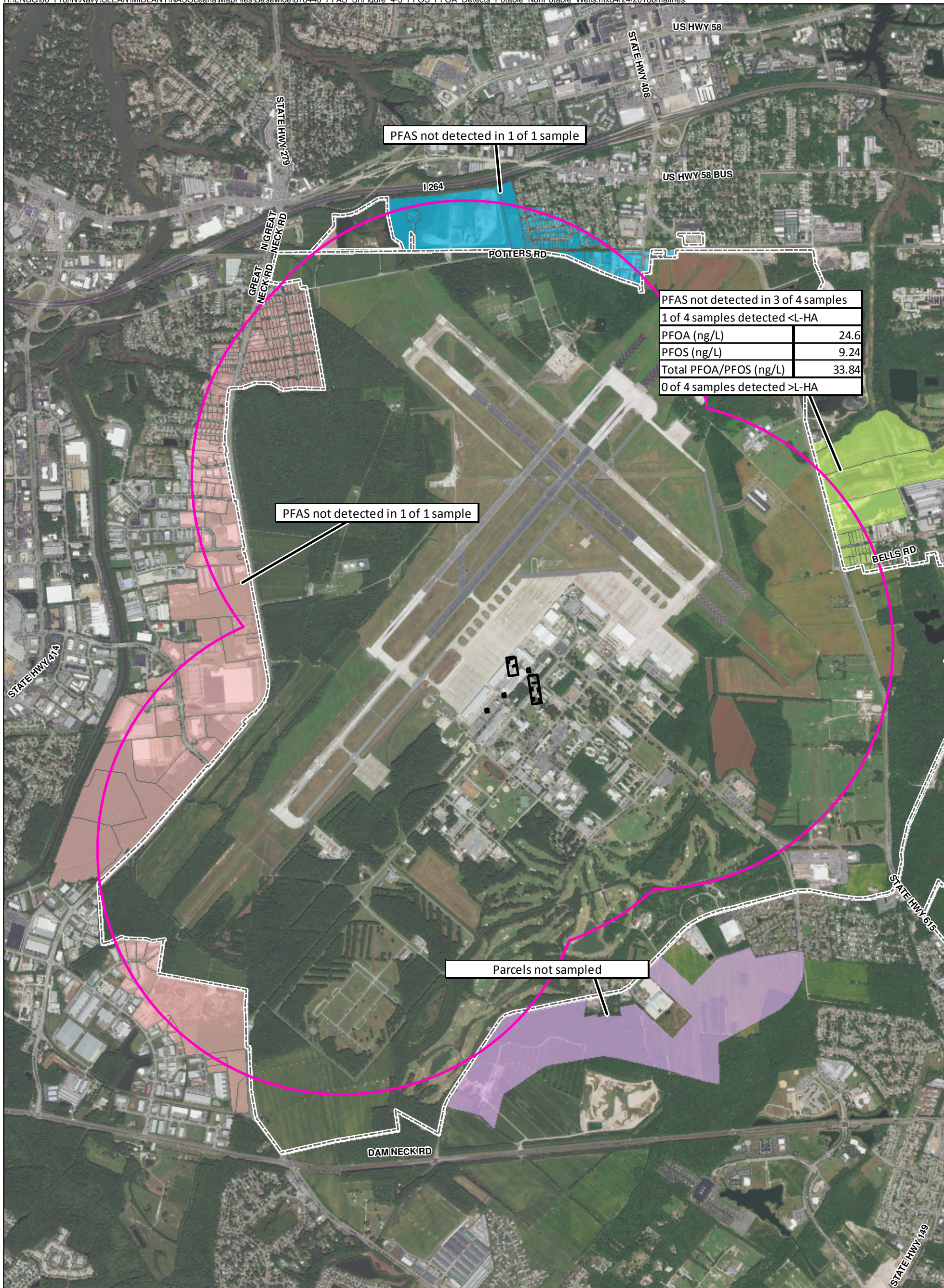
**Sample ID: OF-RW42B-INF01-0218**

**Modified EPA Method 537**

Client Data		Matrix:		Aqueous		Laboratory Data		Column:		
Name:	CH2M Hill	Date Collected:	14-Feb-18	10:42	Lab Sample:	1800329-18	1800329-18	BEH C18		
Project:	NALF Pentress WE01				Date Received:	16-Feb-18	16-Feb-18 09:02			
Location:	GAC INF									
Analyte	Conc. (ng/L)	DL	LOD	LOQ	Qualifiers	Batch	Extracted	Samp Size	Analyzed	Dilution
PFBS	54.5	1.93	5.39	8.64		B8B0131	22-Feb-18	0.116 L	02-Mar-18 09:27	1
PFHxA	122	2.36	5.39	8.64		B8B0131	22-Feb-18	0.116 L	02-Mar-18 09:27	1
PFHpA	16.2	0.639	5.39	8.64		B8B0131	22-Feb-18	0.116 L	02-Mar-18 09:27	1
PFHxS	672	1.02	5.39	8.64		B8B0131	22-Feb-18	0.116 L	02-Mar-18 09:27	1
PFOA	228	0.703	5.39	8.64		B8B0131	22-Feb-18	0.116 L	02-Mar-18 09:27	1
PFOS	9.17	0.872	5.39	8.64		B8B0131	22-Feb-18	0.116 L	02-Mar-18 09:27	1
PFNA	ND	0.875	5.39	8.64		B8B0131	22-Feb-18	0.116 L	02-Mar-18 09:27	1
PFDA	ND	1.61	5.39	8.64		B8B0131	22-Feb-18	0.116 L	02-Mar-18 09:27	1
MeFOSAA	ND	1.78	5.39	8.64		B8B0131	22-Feb-18	0.116 L	02-Mar-18 09:27	1
PFUnA	ND	1.13	5.39	8.64		B8B0131	22-Feb-18	0.116 L	02-Mar-18 09:27	1
EtFOSAA	ND	1.48	5.39	8.64		B8B0131	22-Feb-18	0.116 L	02-Mar-18 09:27	1
PFDoA	ND	0.856	5.39	8.64		B8B0131	22-Feb-18	0.116 L	02-Mar-18 09:27	1
PFTrDA	ND	0.534	5.39	8.64		B8B0131	22-Feb-18	0.116 L	02-Mar-18 09:27	1
PFTeDA	ND	0.816	5.39	8.64		B8B0131	22-Feb-18	0.116 L	02-Mar-18 09:27	1
Labeled Standards	Type	% Recovery	Limits	Qualifiers	Batch	Extracted	Samp Size	Analyzed	Dilution	
13C3-PFBS	IS	98.8	50 - 150		B8B0131	22-Feb-18	0.116 L	02-Mar-18 09:27	1	
13C2-PFHxA	IS	84.3	50 - 150		B8B0131	22-Feb-18	0.116 L	02-Mar-18 09:27	1	
13C4-PFHpA	IS	83.9	50 - 150		B8B0131	22-Feb-18	0.116 L	02-Mar-18 09:27	1	
18O2-PFHxS	IS	94.7	50 - 150		B8B0131	22-Feb-18	0.116 L	02-Mar-18 09:27	1	
13C2-PFOA	IS	82.6	50 - 150		B8B0131	22-Feb-18	0.116 L	02-Mar-18 09:27	1	
13C8-PFOS	IS	83.3	50 - 150		B8B0131	22-Feb-18	0.116 L	02-Mar-18 09:27	1	
13C5-PFNA	IS	86.4	50 - 150		B8B0131	22-Feb-18	0.116 L	02-Mar-18 09:27	1	
13C2-PFDA	IS	75.3	50 - 150		B8B0131	22-Feb-18	0.116 L	02-Mar-18 09:27	1	
d3-MeFOSAA	IS	64.0	50 - 150		B8B0131	22-Feb-18	0.116 L	02-Mar-18 09:27	1	
13C2-PFUnA	IS	71.4	50 - 150		B8B0131	22-Feb-18	0.116 L	02-Mar-18 09:27	1	
d5-EtFOSAA	IS	68.5	50 - 150		B8B0131	22-Feb-18	0.116 L	02-Mar-18 09:27	1	
13C2-PFDoA	IS	70.2	50 - 150		B8B0131	22-Feb-18	0.116 L	02-Mar-18 09:27	1	
13C2-PFTeDA	IS	67.3	50 - 150		B8B0131	22-Feb-18	0.116 L	02-Mar-18 09:27	1	

DL - Detection Limit  
 LOD - Limit of Detection  
 LOQ - Limit of quantitation  
 LCL, UCL - Lower control limit - upper control limit  
 Results reported to the DL.  
 When reported, PFHxS, PFOA and PFOS include both linear and branched isomers  
 Only the linear isomer is reported for all other analytes

new 3/20/18



- Legend**
- Non-Core Target Treatment Area (2004)
  - - Core Target Treatment Area (2004) (Core)
  - ▭ Sampling Area
  - ▭ Installation Boundary
  - Off-Base Parcels**
  - ▭ East
  - ▭ North
  - ▭ South
  - ▭ West

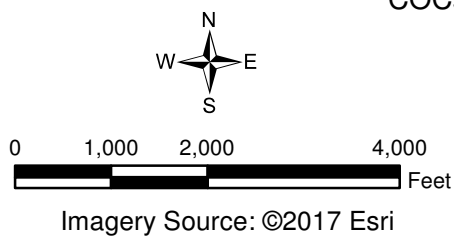


Figure 4-3  
COCs Detections in Potable Wells Sampled from Parcels Located Off-Base  
Basewide Per- and Polyfluoroalkyl Substances Site Inspection Report  
NAS Oceana, Virginia Beach, Virginia