



**Off-Base Drinking Water Sample Results,
Level 2 Laboratory Report, Level 4 Laboratory Report,
Electronic Data Deliverable, Data Validation Report,
and the Sample Location Figure, SDG 1800888**

*Naval Air Station Oceana
Virginia Beach, Virginia*

July 2019



May 24, 2018

Vista Work Order No. 1800888

Mr. Andrew Lairson
CH2M Hill
5701 Cleveland St, Suite 200
Virginia Beach, VA 23462

Dear Mr. Lairson,

Enclosed are the results for the sample set received at Vista Analytical Laboratory on May 05, 2018. This sample set was analyzed on a rush turn-around time, under your Project Name 'CTO-WE14 OCEANA PFAS Residential DW Investigation'.

Vista Analytical Laboratory is committed to serving you effectively. If you require additional information, please contact me at 916-673-1520 or by email at mmaier@vista-analytical.com.

Thank you for choosing Vista as part of your analytical support team.

Sincerely,

Martha Maier
Laboratory Director



Vista Analytical Laboratory certifies that the report herein meets all the requirements set forth by NELAP for those applicable test methods. Results relate only to the samples as received by the laboratory. This report should not be reproduced except in full without the written approval of Vista.

Vista Work Order No. 1800888

Case Narrative

Sample Condition on Receipt:

Three drinking water samples were received in good condition and within the method temperature requirements. The samples were received and stored securely in accordance with Vista standard operating procedures and EPA methodology.

Analytical Notes:

PFAS Isotope Dilution Method

Samples "OC-RW06-0518" and "OC-RW06P-0518" contained particulate and were centrifuged prior to extraction.

The samples were extracted and analyzed for a selected list of PFAS using the PFAS Isotope Dilution Method (Modified EPA Method 537).

Holding Times

The samples were extracted and analyzed within the method hold times.

Quality Control

The Initial Calibration and Continuing Calibration Verifications met the method acceptance criteria.

A Method Blank and Ongoing Precision and Recovery (OPR) sample were extracted and analyzed with the preparation batch. No analytes were detected in the Method Blank above 1/2 the LOQ. The OPR recoveries were within the method acceptance criteria.

The labeled standard recoveries for all QC and field samples were within the acceptance criteria.

As requested, an MS/MSD was performed on sample "OC-RW06-0518". The MS/MSD recoveries and RPDs were within the acceptance criteria.

TABLE OF CONTENTS

Case Narrative.....	1
Table of Contents.....	3
Sample Inventory.....	4
Analytical Results.....	5
Qualifiers.....	12
Certifications.....	13
Sample Receipt.....	14

Sample Inventory Report

Vista Sample ID	Client Sample ID	Sampled	Received	Components/Containers
1800888-01	OC-RW06-0518	MS/MSD04-May-18 09:10	05-May-18 10:03	HDPE Bottle, 125 mL HDPE Bottle, 125 mL HDPE Bottle, 125 mL HDPE Bottle, 125 mL HDPE Bottle, 125 mL HDPE Bottle, 125 mL
1800888-02	OC-RW06P-0518	04-May-18 09:11	05-May-18 10:03	HDPE Bottle, 125 mL HDPE Bottle, 125 mL
1800888-03	OC-FB06-0518	04-May-18 09:12	05-May-18 10:03	HDPE Bottle, 125 mL HDPE Bottle, 125 mL

ANALYTICAL RESULTS

Sample ID: Method Blank **PFAS Isotope Dilution Method**

Client Data					Laboratory Data						
Name:	CH2M Hill	Matrix:	Aqueous		Lab Sample:	B8E0067-BLK1	Column:	BEH C18			
Project:	CTO-WE14 OCEANA PFAS Residential DW Investi										

Analyte	CAS Number	Conc. (ng/L)	DL	LOD	LOQ	Qualifiers	Batch	Extracted	Samp Size	Analyzed	Dilution
PFBS	375-73-5	ND	1.79	5.00	8.00		B8E0067	18-May-18	0.125 L	22-May-18 13:44	1
PFHpA	375-85-9	ND	0.591	5.00	8.00		B8E0067	18-May-18	0.125 L	22-May-18 13:44	1
PFHxS	355-46-4	ND	0.947	5.00	8.00		B8E0067	18-May-18	0.125 L	22-May-18 13:44	1
PFOA	335-67-1	ND	0.651	5.00	8.00		B8E0067	18-May-18	0.125 L	22-May-18 13:44	1
PFOS	1763-23-1	ND	0.807	5.00	8.00		B8E0067	18-May-18	0.125 L	22-May-18 13:44	1
PFNA	375-95-1	ND	0.810	5.00	8.00		B8E0067	18-May-18	0.125 L	22-May-18 13:44	1

Labeled Standards	Type	% Recovery	Limits	Qualifiers	Batch	Extracted	Samp Size	Analyzed	Dilution
13C3-PFBS	IS	108	50 - 150		B8E0067	18-May-18	0.125 L	22-May-18 13:44	1
13C4-PFHpA	IS	95.2	50 - 150		B8E0067	18-May-18	0.125 L	22-May-18 13:44	1
18O2-PFHxS	IS	94.2	50 - 150		B8E0067	18-May-18	0.125 L	22-May-18 13:44	1
13C2-PFOA	IS	75.0	50 - 150		B8E0067	18-May-18	0.125 L	22-May-18 13:44	1
13C8-PFOS	IS	89.4	50 - 150		B8E0067	18-May-18	0.125 L	22-May-18 13:44	1
13C5-PFNA	IS	83.7	50 - 150		B8E0067	18-May-18	0.125 L	22-May-18 13:44	1

DL - Detection Limit

LOD - Limit of Detection

LOQ - Limit of quantitation

LCL-UCL- Lower control limit - upper control limit

Results reported to the DL.

When reported, PFHxS, PFOA and PFOS include both linear and branched isomers.

Only the linear isomer is reported for all other analytes.

Sample ID: OPR						PFAS Isotope Dilution Method								
Client Data					Laboratory Data									
Name:		CH2M Hill		Matrix:	Aqueous		Lab Sample:		B8E0067-BS1		Column:		BEH C18	
Project:		CTO-WE14 OCEANA PFAS Residential DW Inve												
Analyte	CAS Number	Amt Found (ng/L)	Spike Amt	% Rec	Limits	Qualifiers	Batch	Extracted	Samp Size	Analyzed	Dilution			
PFBS	375-73-5	73.6	80.0	92.0	70-130		B8E0067	18-May-18	0.125 L	22-May-18 13:32	1			
PFHpA	375-85-9	71.4	80.0	89.2	70-130		B8E0067	18-May-18	0.125 L	22-May-18 13:32	1			
PFHxS	355-46-4	73.8	80.0	92.3	70-130		B8E0067	18-May-18	0.125 L	22-May-18 13:32	1			
PFOA	335-67-1	69.4	80.0	86.8	70-130		B8E0067	18-May-18	0.125 L	22-May-18 13:32	1			
PFOS	1763-23-1	63.7	80.0	79.6	70-130		B8E0067	18-May-18	0.125 L	22-May-18 13:32	1			
PFNA	375-95-1	65.2	80.0	81.6	70-130		B8E0067	18-May-18	0.125 L	22-May-18 13:32	1			
Labeled Standards			Type	% Rec	Limits	Qualifiers	Batch	Extracted	Samp Size	Analyzed	Dilution			
13C3-PFBS			IS	97.3	50- 150		B8E0067	18-May-18	0.125 L	22-May-18 13:32	1			
13C4-PFHpA			IS	91.4	50- 150		B8E0067	18-May-18	0.125 L	22-May-18 13:32	1			
18O2-PFHxS			IS	96.6	50- 150		B8E0067	18-May-18	0.125 L	22-May-18 13:32	1			
13C2-PFOA			IS	89.0	50- 150		B8E0067	18-May-18	0.125 L	22-May-18 13:32	1			
13C8-PFOS			IS	99.5	50- 150		B8E0067	18-May-18	0.125 L	22-May-18 13:32	1			
13C5-PFNA			IS	78.8	50- 150		B8E0067	18-May-18	0.125 L	22-May-18 13:32	1			

Sample ID: OC-RW06-0518 **PFAS Isotope Dilution Method**

Client Data						Laboratory Data					
Name:	CH2M Hill	Matrix:	Drinking Water	Lab Sample:	1800888-01	Column:	BEH C18				
Project:	CTO-WE14 OCEANA PFAS Residential DW Investi		Date Collected:	04-May-18 09:10	Date Received:	05-May-18 10:03					

Analyte	CAS Number	Conc. (ng/L)	DL	LOD	LOQ	Qualifiers	Batch	Extracted	Samp Size	Analyzed	Dilution
PFBS	375-73-5	2.11	1.82	5.08	8.14	J	B8E0067	18-May-18	0.123 L	22-May-18 14:18	1
PFHpA	375-85-9	7.08	0.601	5.08	8.14	J	B8E0067	18-May-18	0.123 L	22-May-18 14:18	1
PFHxS	355-46-4	9.18	0.963	5.08	8.14		B8E0067	18-May-18	0.123 L	22-May-18 14:18	1
PFOA	335-67-1	26.6	0.662	5.08	8.14		B8E0067	18-May-18	0.123 L	22-May-18 14:18	1
PFOS	1763-23-1	41.3	0.821	5.08	8.14		B8E0067	18-May-18	0.123 L	22-May-18 14:18	1
PFNA	375-95-1	2.50	0.824	5.08	8.14	J	B8E0067	18-May-18	0.123 L	22-May-18 14:18	1

Labeled Standards	Type	% Recovery	Limits	Qualifiers	Batch	Extracted	Samp Size	Analyzed	Dilution
13C3-PFBS	IS	108	50 - 150		B8E0067	18-May-18	0.123 L	22-May-18 14:18	1
13C4-PFHpA	IS	105	50 - 150		B8E0067	18-May-18	0.123 L	22-May-18 14:18	1
18O2-PFHxS	IS	95.0	50 - 150		B8E0067	18-May-18	0.123 L	22-May-18 14:18	1
13C2-PFOA	IS	80.4	50 - 150		B8E0067	18-May-18	0.123 L	22-May-18 14:18	1
13C8-PFOS	IS	105	50 - 150		B8E0067	18-May-18	0.123 L	22-May-18 14:18	1
13C5-PFNA	IS	79.9	50 - 150		B8E0067	18-May-18	0.123 L	22-May-18 14:18	1

DL - Detection Limit

LOD - Limit of Detection
LOQ - Limit of quantitation

LCL-UCL- Lower control limit - upper control limit
Results reported to the DL.

When reported, PFHxS, PFOA and PFOS include both linear and branched isomers.
Only the linear isomer is reported for all other analytes.

Sample ID: OC-RW06-0518

PFAS Isotope Dilution Method

Name:	CH2M Hill	Lab Sample:	B8E0067-MS1/B8E0067-MSD1	Source Lab Sample:	1800888-01
Project:	CTO-WE14 OCEANA PFAS Residential DW Inve	QC Batch:	B8E0067	Date Extracted:	18-May-18
Matrix:	Aqueous	Samp Size:	0.121/0.114 L	Column:	BEH C18

Analyte	CAS Number	Sample (ng/L)	MS (ng/L)	MS Spike Amt	MS % Rec	MS Quals	MSD (ng/L)	MSD Spike Amt	MSD % Rec	RPD	MSD Quals	%Rec Limits	RPD Limits	MS Analyzed	MS Dil	MSD Analyzed	MSD Dil
PFBS	375-73-5	2.11	72.7	82.8	85.2		80.5	87.4	89.7	5.15		70-130	30	22-May-18 13:55	1	22-May-18 14:07	1
PFHpA	375-85-9	7.08	83.3	82.8	92.0		78.1	87.4	81.2	12.5		70-130	30	22-May-18 13:55	1	22-May-18 14:07	1
PFHxS	355-46-4	9.18	85.5	82.8	92.1		91.4	87.4	94.1	2.15		70-130	30	22-May-18 13:55	1	22-May-18 14:07	1
PFOA	335-67-1	26.6	102	82.8	90.8		91.4	87.4	74.1	20.3		70-130	30	22-May-18 13:55	1	22-May-18 14:07	1
PFOS	1763-23-1	41.3	102	82.8	73.3		114	87.4	83.2	12.7		70-130	30	22-May-18 13:55	1	22-May-18 14:07	1
PFNA	375-95-1	2.50	80.3	82.8	93.9		86.2	87.4	95.8	2.00		70-130	30	22-May-18 13:55	1	22-May-18 14:07	1

Labeled Standards	Type	MS % Rec	MS Quals	MSD % Rec	MSD Quals	Limits	MS Analyzed	MS Dil	MSD Analyzed	MSD Dil
13C3-PFBS	IS	114		108		50-150	22-May-18 13:55	1	22-May-18 14:07	1
13C4-PFHpA	IS	94.0		94.7		50-150	22-May-18 13:55	1	22-May-18 14:07	1
18O2-PFHxS	IS	98.5		93.4		50-150	22-May-18 13:55	1	22-May-18 14:07	1
13C2-PFOA	IS	87.4		82.6		50-150	22-May-18 13:55	1	22-May-18 14:07	1
13C8-PFOS	IS	117		97.6		50-150	22-May-18 13:55	1	22-May-18 14:07	1
13C5-PFNA	IS	79.2		83.5		50-150	22-May-18 13:55	1	22-May-18 14:07	1

Sample ID: OC-RW06P-0518 **PFAS Isotope Dilution Method**

Client Data						Laboratory Data					
Name:	CH2M Hill	Matrix:	Drinking Water	Lab Sample:	1800888-02	Column:	BEH C18				
Project:	CTO-WE14 OCEANA PFAS Residential DW Investi		Date Collected:	04-May-18 09:11	Date Received:	05-May-18 10:03					

Analyte	CAS Number	Conc. (ng/L)	DL	LOD	LOQ	Qualifiers	Batch	Extracted	Samp Size	Analyzed	Dilution
PFBS	375-73-5	2.22	1.82	5.08	8.15	J	B8E0067	18-May-18	0.123 L	22-May-18 14:30	1
PFHpA	375-85-9	7.11	0.602	5.08	8.15	J	B8E0067	18-May-18	0.123 L	22-May-18 14:30	1
PFHxS	355-46-4	9.97	0.965	5.08	8.15		B8E0067	18-May-18	0.123 L	22-May-18 14:30	1
PFOA	335-67-1	23.8	0.663	5.08	8.15		B8E0067	18-May-18	0.123 L	22-May-18 14:30	1
PFOS	1763-23-1	42.2	0.822	5.08	8.15		B8E0067	18-May-18	0.123 L	22-May-18 14:30	1
PFNA	375-95-1	3.85	0.825	5.08	8.15	J	B8E0067	18-May-18	0.123 L	22-May-18 14:30	1

Labeled Standards	Type	% Recovery	Limits	Qualifiers	Batch	Extracted	Samp Size	Analyzed	Dilution
13C3-PFBS	IS	115	50 - 150		B8E0067	18-May-18	0.123 L	22-May-18 14:30	1
13C4-PFHpA	IS	103	50 - 150		B8E0067	18-May-18	0.123 L	22-May-18 14:30	1
18O2-PFHxS	IS	95.5	50 - 150		B8E0067	18-May-18	0.123 L	22-May-18 14:30	1
13C2-PFOA	IS	85.3	50 - 150		B8E0067	18-May-18	0.123 L	22-May-18 14:30	1
13C8-PFOS	IS	98.3	50 - 150		B8E0067	18-May-18	0.123 L	22-May-18 14:30	1
13C5-PFNA	IS	82.9	50 - 150		B8E0067	18-May-18	0.123 L	22-May-18 14:30	1

DL - Detection Limit	LOD - Limit of Detection	LCL-UCL- Lower control limit - upper control limit	When reported, PFHxS, PFOA and PFOS include both linear and branched isomers.
	LOQ - Limit of quantitation	Results reported to the DL.	Only the linear isomer is reported for all other analytes.

Sample ID: OC-FB06-0518 **PFAS Isotope Dilution Method**

Client Data					Laboratory Data						
Name:	CH2M Hill	Matrix:	Drinking Water		Lab Sample:	1800888-03		Column:	BEH C18		
Project:	CTO-WE14 OCEANA PFAS Residential DW Investi		Date Collected:	04-May-18 09:12		Date Received:	05-May-18 10:03				

Analyte	CAS Number	Conc. (ng/L)	DL	LOD	LOQ	Qualifiers	Batch	Extracted	Samp Size	Analyzed	Dilution
PFBS	375-73-5	ND	1.89	5.30	8.46		B8E0067	18-May-18	0.118 L	22-May-18 14:41	1
PFHpA	375-85-9	ND	0.625	5.30	8.46		B8E0067	18-May-18	0.118 L	22-May-18 14:41	1
PFHxS	355-46-4	ND	1.00	5.30	8.46		B8E0067	18-May-18	0.118 L	22-May-18 14:41	1
PFOA	335-67-1	ND	0.688	5.30	8.46		B8E0067	18-May-18	0.118 L	22-May-18 14:41	1
PFOS	1763-23-1	ND	0.853	5.30	8.46		B8E0067	18-May-18	0.118 L	22-May-18 14:41	1
PFNA	375-95-1	ND	0.856	5.30	8.46		B8E0067	18-May-18	0.118 L	22-May-18 14:41	1

Labeled Standards	Type	% Recovery	Limits	Qualifiers	Batch	Extracted	Samp Size	Analyzed	Dilution
13C3-PFBS	IS	100	50 - 150		B8E0067	18-May-18	0.118 L	22-May-18 14:41	1
13C4-PFHpA	IS	95.0	50 - 150		B8E0067	18-May-18	0.118 L	22-May-18 14:41	1
18O2-PFHxS	IS	90.6	50 - 150		B8E0067	18-May-18	0.118 L	22-May-18 14:41	1
13C2-PFOA	IS	80.1	50 - 150		B8E0067	18-May-18	0.118 L	22-May-18 14:41	1
13C8-PFOS	IS	91.7	50 - 150		B8E0067	18-May-18	0.118 L	22-May-18 14:41	1
13C5-PFNA	IS	80.0	50 - 150		B8E0067	18-May-18	0.118 L	22-May-18 14:41	1

DL - Detection Limit	LOD - Limit of Detection	LCL-UCL- Lower control limit - upper control limit	When reported, PFHxS, PFOA and PFOS include both linear and branched isomers.
	LOQ - Limit of quantitation	Results reported to the DL.	Only the linear isomer is reported for all other analytes.

DATA QUALIFIERS & ABBREVIATIONS

B	This compound was also detected in the method blank
Conc.	Concentration
D	Dilution
DL	Detection limit
E	The associated compound concentration exceeded the calibration range of the instrument
H	Recovery and/or RPD was outside laboratory acceptance limits
I	Chemical Interference
J	The amount detected is below the Reporting Limit/LOQ
LOD	Limits of Detection
LOQ	Limits of Quantitation
M	Estimated Maximum Possible Concentration (CA Region 2 projects only)
NA	Not applicable
ND	Not Detected
Q	Ion ratio outside of 70-130% of Standard Ratio. (DOD PFAS projects only)
TEQ	Toxic Equivalency
U	Not Detected (specific projects only)
*	See Cover Letter

Unless otherwise noted, solid sample results are reported in dry weight. Tissue samples are reported in wet weight.

CERTIFICATIONS

Accrediting Authority	Certificate Number
Alaska Department of Environmental Conservation	17-013
Arkansas Department of Environmental Quality	17-015-0
California Department of Health – ELAP	2892
DoD ELAP - A2LA Accredited - ISO/IEC 17025:2005	3091.01
Florida Department of Health	E87777-18
Hawaii Department of Health	N/A
Louisiana Department of Environmental Quality	01977
Maine Department of Health	2016026
Minnesota Department of Health	1322288
New Hampshire Environmental Accreditation Program	207717
New Jersey Department of Environmental Protection	CA003
New York Department of Health	11411
Oregon Laboratory Accreditation Program	4042-008
Pennsylvania Department of Environmental Protection	014
Texas Commission on Environmental Quality	T104704189-17-8
Virginia Department of General Services	9077
Washington Department of Ecology	C584
Wisconsin Department of Natural Resources	998036160

Current certificates and lists of licensed parameters are located in the Quality Assurance office and are available upon request.



CHAIN OF CUSTODY

For Laboratory Use Only
 Work Order #: 1800888 Temp: 0.4 °C
 Storage ID: WR2 Storage Secured Yes No

Project ID: CTO-WE12 OCEANA PFAS Residential DW Investigation PO#: 10006-7-105444-M0004 Sampler: K. Smith/T. Hughes (name)

TAT (check one):
 Standard 21 days
 Rush (surcharge may apply)
 14 days 7 days
 Specify: _____

Invoice to: Name Andrew Lairson Company CH2M Address 5701 Cleveland Street, Suite 200 City Virginia Beach State Virginia Ph# 757-671-6297 Fax# _____

Relinquished by (printed name and signature) Kathryn Smith Date 5/4/18 Time 09:45 Received by (printed name and signature) Ian Arguello Date 5/5/18 Time 1009

Sample ID	Date	Time	Location/Sample Description	Add Analysis(es) Requested							Comments							
				Quantity	Type	Matrix	PFOM/PFOA	UCM/R3 PFAS List 6	337 List: 14	Full List of 28		Other: Please List Below	PFOM/PFOA	UCM/R3 PFAS List 6	PFAS List: 14			
OC-RW06-0518	5/04/18	09:10		2	P	DW												
OC-RW06P-0518		09:11		2	P	DW												
OC-RW06-0518-MS		09:10		2	P	DW												
OC-RW06-0518-SD		09:10		2	P	DW												
OC-FB06-050418		09:12		2	P	DW												

Special Instructions/Comments: 14 DAY TAT
Analysis of Drinking Water samples for Select PFAS
 (PFOS, PFOA, PFNA, PFHxS, PFHpA, PFBS)

SEND DOCUMENTATION AND RESULTS TO:

Name: Andrew Lairson
 Company: CH2M HILL Inc.
 Address: 5701 Cleveland Street, Suite 200
 City: Virginia Beach State: VA Zip: 23462
 Phone: 757-671-6297 Fax: _____
 Email: Andrew.Lairson@ch2m.com

Container Types: P= HDPE, PJ= HDPE Jar
 Bottle Preservation Type: T = Thiosulfate, O = Other
 Matrix Types: AQ = Aqueous, DW = Drinking Water, EF = Effluent, PP = Pulp/Paper, SD = Sediment, SL = Sludge, SO = Sol, WW = Wastewater, B = Blood/Serum, O = Other:

Sample Log-in Checklist

 Vista Work Order #: 1800888 TAT 14

Samples Arrival:	Date/Time 5/5/18 1003	Initials: IA	Location: WR-2 Shelf/Rack: N/A				
Logged In:	Date/Time 05/05/18 1030	Initials: KE	Location: WR-2 Shelf/Rack: F6				
Delivered By:	<input checked="" type="checkbox"/> FedEx	<input type="checkbox"/> UPS	<input type="checkbox"/> On Trac	<input type="checkbox"/> GSO	<input type="checkbox"/> DHL	<input type="checkbox"/> Hand Delivered	<input type="checkbox"/> Other
Preservation:	<input checked="" type="checkbox"/> Ice	<input type="checkbox"/> Blue Ice	<input type="checkbox"/> Dry Ice	<input type="checkbox"/> None			
Temp °C: 0.5 (uncorrected)	Time: 1007	Thermometer ID: IR-4					
Temp °C: 0.4 (corrected)	Probe used: Yes <input type="checkbox"/> No <input checked="" type="checkbox"/>						

	YES	NO	NA			
Adequate Sample Volume Received?	<input checked="" type="checkbox"/>					
Holding Time Acceptable?	<input checked="" type="checkbox"/>					
Shipping Container(s) Intact?	<input checked="" type="checkbox"/>					
Shipping Custody Seals Intact?	<input checked="" type="checkbox"/>					
Shipping Documentation Present?	<input checked="" type="checkbox"/>					
Airbill	<input checked="" type="checkbox"/>					
Trk # <u>7721 5326 6622</u>						
Sample Container Intact?	<input checked="" type="checkbox"/>					
Sample Custody Seals Intact?			<input checked="" type="checkbox"/>			
Chain of Custody / Sample Documentation Present?	<input checked="" type="checkbox"/>					
COC Anomaly/Sample Acceptance Form completed?	<input checked="" type="checkbox"/>					
If Chlorinated or Drinking Water Samples, Acceptable Preservation?			<input checked="" type="checkbox"/>			
Preservation Documented:	<input type="checkbox"/> Na ₂ S ₂ O ₃	<input type="checkbox"/> Trizma	<input checked="" type="checkbox"/> None	<input type="checkbox"/> Yes	<input type="checkbox"/> No	<input type="checkbox"/> NA
Shipping Container	Vista	<input checked="" type="checkbox"/> Client	<input type="checkbox"/> Retain	<input checked="" type="checkbox"/> Return	<input type="checkbox"/> Dispose	

Comments:

Chain of Custody Anomaly/Sample Acceptance Form



Client: CH2M Hill
 Contact: Andrew Lairson
 Email: Andrew.Lairson@ch2m.com
 Phone: 757-671-6297

Workorder Number: 1800888
 Date Received: 05-May-18 10:03
 Documented by/date: Kim Elric 05/05/18

Please review the following information and complete the Client Authorization section. To comply with NELAC regulations, we must receive authorization before proceeding with sample analysis.

Thank you,

Martha Maier
 mmaier@vista-analytical.com
 916-673-1520

The following information or item is needed to proceed with analysis:

- | | | |
|--|---|---|
| <input type="checkbox"/> Complete Chain-of-Custody | <input type="checkbox"/> Preservative | <input type="checkbox"/> Collector's Name |
| <input type="checkbox"/> Test Method Requested | <input type="checkbox"/> Sample Identification | <input type="checkbox"/> Sample Type |
| <input type="checkbox"/> Analyte List Requested | <input type="checkbox"/> Sample Collection Date and/or Time | <input type="checkbox"/> Sample Location |
| <input type="checkbox"/> Other: | | |

The following anomalies were noted. Authorization is needed to proceed with analysis.

- | | | | |
|---|---|-----|-----------|
| <input type="checkbox"/> Temperature outside < 6°C Range | Samples Affected: _____ | | |
| Temperature _____°C | Ice Present? | Yes | No Melted |
| <input checked="" type="checkbox"/> Sample ID Discrepancy: See Second Page | <input type="checkbox"/> Insufficient Sample Size | | |
| <input type="checkbox"/> Sample Holding Time Missed | <input type="checkbox"/> Sample Container(s) Broken | | |
| <input type="checkbox"/> Custody Seals Broken | <input type="checkbox"/> Incorrect Container Type | | |

Comments:
See Second Page

Client Authorization

Proceed with Analysis: YES NO Signature and Date _____

Client Comments/Instructions _____

Chain of Custody Anomaly/Sample Acceptance Form



CH2M Hill
 Andrew Lairson
 Andrew.Lairson@ch2m.com
 757-671-6297

Workorder Number: 1800888
 Date Received: 05-May-18 10:03
 Documented by/date: Kim Elric 05/05/18

Please review the following information and complete the Client Authorization section. To comply with NELAC regulations, we must receive authorization before proceeding with sample analysis.

Thank you,

Martha Maier
 mmaier@vista-analytical.com
 916-673-1520

Sample IDs on Chain of Custody do not match Sample Container Labels

Chain of Custody ID	Container Label ID
OC-RW06-0518	OC-RW06-0518
OC-RW06P-0518	OC-RW06P-0518
OC-FB06-050418	OC-FB06-0518

Client Authorization

Proceed with Analysis: YES NO

Signature and Date

Client Comments/Instructions Proceed per Andrew Lairson @ CH2M - use sample label ID

May 24, 2018

Vista Work Order No. 1800888

Mr. Andrew Lairson
CH2M Hill
5701 Cleveland St, Suite 200
Virginia Beach, VA 23462

Dear Mr. Lairson,

Enclosed are the results for the sample set received at Vista Analytical Laboratory on May 05, 2018. This sample set was analyzed on a rush turn-around time, under your Project Name 'CTO-WE14 OCEANA PFAS Residential DW Investigation'.

Vista Analytical Laboratory is committed to serving you effectively. If you require additional information, please contact me at 916-673-1520 or by email at mmaier@vista-analytical.com.

Thank you for choosing Vista as part of your analytical support team.

Sincerely,

Martha Maier
Laboratory Director



Vista Analytical Laboratory certifies that the report herein meets all the requirements set forth by NELAP for those applicable test methods. Results relate only to the samples as received by the laboratory. This report should not be reproduced except in full without the written approval of Vista.

Vista Work Order No. 1800888

Case Narrative

Sample Condition on Receipt:

Three drinking water samples were received in good condition and within the method temperature requirements. The samples were received and stored securely in accordance with Vista standard operating procedures and EPA methodology.

Analytical Notes:

PFAS Isotope Dilution Method

Samples "OC-RW06-0518" and "OC-RW06P-0518" contained particulate and were centrifuged prior to extraction.

The samples were extracted and analyzed for a selected list of PFAS using the PFAS Isotope Dilution Method (Modified EPA Method 537).

Holding Times

The samples were extracted and analyzed within the method hold times.

Quality Control

The Initial Calibration and Continuing Calibration Verifications met the method acceptance criteria.

A Method Blank and Ongoing Precision and Recovery (OPR) sample were extracted and analyzed with the preparation batch. No analytes were detected in the Method Blank above 1/2 the LOQ. The OPR recoveries were within the method acceptance criteria.

The labeled standard recoveries for all QC and field samples were within the acceptance criteria.

As requested, an MS/MSD was performed on sample "OC-RW06-0518". The MS/MSD recoveries and RPDs were within the acceptance criteria.

TABLE OF CONTENTS

Case Narrative.....	1
Table of Contents.....	3
Sample Inventory.....	4
Analytical Results.....	5
Qualifiers.....	12
Certifications.....	13
Sample Receipt.....	14
Extraction Information.....	18
Sample Data - PFAS Isotope Dilution Method.....	22
IIS Areas, IBs and CCVs.....	69
ICAL with ICV and IB.....	144

Sample Inventory Report

Vista Sample ID	Client Sample ID	Sampled	Received	Components/Containers
1800888-01	OC-RW06-0518	MS/MSD04-May-18 09:10	05-May-18 10:03	HDPE Bottle, 125 mL HDPE Bottle, 125 mL HDPE Bottle, 125 mL HDPE Bottle, 125 mL HDPE Bottle, 125 mL HDPE Bottle, 125 mL
1800888-02	OC-RW06P-0518	04-May-18 09:11	05-May-18 10:03	HDPE Bottle, 125 mL HDPE Bottle, 125 mL
1800888-03	OC-FB06-0518	04-May-18 09:12	05-May-18 10:03	HDPE Bottle, 125 mL HDPE Bottle, 125 mL

ANALYTICAL RESULTS

Sample ID: Method Blank **PFAS Isotope Dilution Method**

Client Data					Laboratory Data						
Name:	CH2M Hill	Matrix:	Aqueous		Lab Sample:	B8E0067-BLK1	Column:	BEH C18			
Project:	CTO-WE14 OCEANA PFAS Residential DW Investi										

Analyte	CAS Number	Conc. (ng/L)	DL	LOD	LOQ	Qualifiers	Batch	Extracted	Samp Size	Analyzed	Dilution
PFBS	375-73-5	ND	1.79	5.00	8.00		B8E0067	18-May-18	0.125 L	22-May-18 13:44	1
PFHpA	375-85-9	ND	0.591	5.00	8.00		B8E0067	18-May-18	0.125 L	22-May-18 13:44	1
PFHxS	355-46-4	ND	0.947	5.00	8.00		B8E0067	18-May-18	0.125 L	22-May-18 13:44	1
PFOA	335-67-1	ND	0.651	5.00	8.00		B8E0067	18-May-18	0.125 L	22-May-18 13:44	1
PFOS	1763-23-1	ND	0.807	5.00	8.00		B8E0067	18-May-18	0.125 L	22-May-18 13:44	1
PFNA	375-95-1	ND	0.810	5.00	8.00		B8E0067	18-May-18	0.125 L	22-May-18 13:44	1

Labeled Standards	Type	% Recovery	Limits	Qualifiers	Batch	Extracted	Samp Size	Analyzed	Dilution
13C3-PFBS	IS	108	50 - 150		B8E0067	18-May-18	0.125 L	22-May-18 13:44	1
13C4-PFHpA	IS	95.2	50 - 150		B8E0067	18-May-18	0.125 L	22-May-18 13:44	1
18O2-PFHxS	IS	94.2	50 - 150		B8E0067	18-May-18	0.125 L	22-May-18 13:44	1
13C2-PFOA	IS	75.0	50 - 150		B8E0067	18-May-18	0.125 L	22-May-18 13:44	1
13C8-PFOS	IS	89.4	50 - 150		B8E0067	18-May-18	0.125 L	22-May-18 13:44	1
13C5-PFNA	IS	83.7	50 - 150		B8E0067	18-May-18	0.125 L	22-May-18 13:44	1

DL - Detection Limit

LOD - Limit of Detection

LOQ - Limit of quantitation

LCL-UCL- Lower control limit - upper control limit

Results reported to the DL.

When reported, PFHxS, PFOA and PFOS include both linear and branched isomers.

Only the linear isomer is reported for all other analytes.

Sample ID: OPR

PFAS Isotope Dilution Method

Client Data					Laboratory Data				
Name:	CH2M Hill	Matrix:	Aqueous		Lab Sample:	B8E0067-BS1	Column:	BEH C18	
Project:	CTO-WE14 OCEANA PFAS Residential DW Inve								

Analyte	CAS Number	Amt Found (ng/L)	Spike Amt	% Rec	Limits	Qualifiers	Batch	Extracted	Samp Size	Analyzed	Dilution
PFBS	375-73-5	73.6	80.0	92.0	70-130		B8E0067	18-May-18	0.125 L	22-May-18 13:32	1
PFHpA	375-85-9	71.4	80.0	89.2	70-130		B8E0067	18-May-18	0.125 L	22-May-18 13:32	1
PFHxS	355-46-4	73.8	80.0	92.3	70-130		B8E0067	18-May-18	0.125 L	22-May-18 13:32	1
PFOA	335-67-1	69.4	80.0	86.8	70-130		B8E0067	18-May-18	0.125 L	22-May-18 13:32	1
PFOS	1763-23-1	63.7	80.0	79.6	70-130		B8E0067	18-May-18	0.125 L	22-May-18 13:32	1
PFNA	375-95-1	65.2	80.0	81.6	70-130		B8E0067	18-May-18	0.125 L	22-May-18 13:32	1

Labeled Standards	Type	% Rec	Limits	Qualifiers	Batch	Extracted	Samp Size	Analyzed	Dilution
13C3-PFBS	IS	97.3	50- 150		B8E0067	18-May-18	0.125 L	22-May-18 13:32	1
13C4-PFHpA	IS	91.4	50- 150		B8E0067	18-May-18	0.125 L	22-May-18 13:32	1
18O2-PFHxS	IS	96.6	50- 150		B8E0067	18-May-18	0.125 L	22-May-18 13:32	1
13C2-PFOA	IS	89.0	50- 150		B8E0067	18-May-18	0.125 L	22-May-18 13:32	1
13C8-PFOS	IS	99.5	50- 150		B8E0067	18-May-18	0.125 L	22-May-18 13:32	1
13C5-PFNA	IS	78.8	50- 150		B8E0067	18-May-18	0.125 L	22-May-18 13:32	1

Sample ID: OC-RW06-0518 **PFAS Isotope Dilution Method**

Client Data						Laboratory Data					
Name:	CH2M Hill	Matrix:	Drinking Water	Lab Sample:	1800888-01	Column:	BEH C18				
Project:	CTO-WE14 OCEANA PFAS Residential DW Investi		Date Collected:	04-May-18 09:10	Date Received:	05-May-18 10:03					

Analyte	CAS Number	Conc. (ng/L)	DL	LOD	LOQ	Qualifiers	Batch	Extracted	Samp Size	Analyzed	Dilution
PFBS	375-73-5	2.11	1.82	5.08	8.14	J	B8E0067	18-May-18	0.123 L	22-May-18 14:18	1
PFHpA	375-85-9	7.08	0.601	5.08	8.14	J	B8E0067	18-May-18	0.123 L	22-May-18 14:18	1
PFHxS	355-46-4	9.18	0.963	5.08	8.14		B8E0067	18-May-18	0.123 L	22-May-18 14:18	1
PFOA	335-67-1	26.6	0.662	5.08	8.14		B8E0067	18-May-18	0.123 L	22-May-18 14:18	1
PFOS	1763-23-1	41.3	0.821	5.08	8.14		B8E0067	18-May-18	0.123 L	22-May-18 14:18	1
PFNA	375-95-1	2.50	0.824	5.08	8.14	J	B8E0067	18-May-18	0.123 L	22-May-18 14:18	1

Labeled Standards	Type	% Recovery	Limits	Qualifiers	Batch	Extracted	Samp Size	Analyzed	Dilution
13C3-PFBS	IS	108	50 - 150		B8E0067	18-May-18	0.123 L	22-May-18 14:18	1
13C4-PFHpA	IS	105	50 - 150		B8E0067	18-May-18	0.123 L	22-May-18 14:18	1
18O2-PFHxS	IS	95.0	50 - 150		B8E0067	18-May-18	0.123 L	22-May-18 14:18	1
13C2-PFOA	IS	80.4	50 - 150		B8E0067	18-May-18	0.123 L	22-May-18 14:18	1
13C8-PFOS	IS	105	50 - 150		B8E0067	18-May-18	0.123 L	22-May-18 14:18	1
13C5-PFNA	IS	79.9	50 - 150		B8E0067	18-May-18	0.123 L	22-May-18 14:18	1

DL - Detection Limit	LOD - Limit of Detection	LCL-UCL- Lower control limit - upper control limit	When reported, PFHxS, PFOA and PFOS include both linear and branched isomers.
	LOQ - Limit of quantitation	Results reported to the DL.	Only the linear isomer is reported for all other analytes.

Sample ID: OC-RW06-0518

PFAS Isotope Dilution Method

Name:	CH2M Hill	Lab Sample:	B8E0067-MS1/B8E0067-MSD1	Source Lab Sample:	1800888-01
Project:	CTO-WE14 OCEANA PFAS Residential DW Inve	QC Batch:	B8E0067	Date Extracted:	18-May-18
Matrix:	Aqueous	Samp Size:	0.121/0.114 L	Column:	BEH C18

Analyte	CAS Number	Sample (ng/L)	MS (ng/L)	MS Spike Amt	MS % Rec	MS Quals	MSD (ng/L)	MSD Spike Amt	MSD % Rec	RPD	MSD Quals	%Rec Limits	RPD Limits	MS Analyzed	MS Dil	MSD Analyzed	MSD Dil
PFBS	375-73-5	2.11	72.7	82.8	85.2		80.5	87.4	89.7	5.15		70-130	30	22-May-18 13:55	1	22-May-18 14:07	1
PFHpA	375-85-9	7.08	83.3	82.8	92.0		78.1	87.4	81.2	12.5		70-130	30	22-May-18 13:55	1	22-May-18 14:07	1
PFHxS	355-46-4	9.18	85.5	82.8	92.1		91.4	87.4	94.1	2.15		70-130	30	22-May-18 13:55	1	22-May-18 14:07	1
PFOA	335-67-1	26.6	102	82.8	90.8		91.4	87.4	74.1	20.3		70-130	30	22-May-18 13:55	1	22-May-18 14:07	1
PFOS	1763-23-1	41.3	102	82.8	73.3		114	87.4	83.2	12.7		70-130	30	22-May-18 13:55	1	22-May-18 14:07	1
PFNA	375-95-1	2.50	80.3	82.8	93.9		86.2	87.4	95.8	2.00		70-130	30	22-May-18 13:55	1	22-May-18 14:07	1
Labeled Standards		Type			MS % Rec	MS Quals			MSD % Rec		MSD Quals	Limits		MS Analyzed	MS Dil	MSD Analyzed	MSD Dil
13C3-PFBS		IS			114				108			50-150		22-May-18 13:55	1	22-May-18 14:07	1
13C4-PFHpA		IS			94.0				94.7			50-150		22-May-18 13:55	1	22-May-18 14:07	1
18O2-PFHxS		IS			98.5				93.4			50-150		22-May-18 13:55	1	22-May-18 14:07	1
13C2-PFOA		IS			87.4				82.6			50-150		22-May-18 13:55	1	22-May-18 14:07	1
13C8-PFOS		IS			117				97.6			50-150		22-May-18 13:55	1	22-May-18 14:07	1
13C5-PFNA		IS			79.2				83.5			50-150		22-May-18 13:55	1	22-May-18 14:07	1

Sample ID: OC-RW06P-0518 **PFAS Isotope Dilution Method**

Client Data						Laboratory Data					
Name:	CH2M Hill	Matrix:	Drinking Water	Lab Sample:	1800888-02	Column:	BEH C18				
Project:	CTO-WE14 OCEANA PFAS Residential DW Investi		Date Collected:	04-May-18 09:11	Date Received:	05-May-18 10:03					

Analyte	CAS Number	Conc. (ng/L)	DL	LOD	LOQ	Qualifiers	Batch	Extracted	Samp Size	Analyzed	Dilution
PFBS	375-73-5	2.22	1.82	5.08	8.15	J	B8E0067	18-May-18	0.123 L	22-May-18 14:30	1
PFHpA	375-85-9	7.11	0.602	5.08	8.15	J	B8E0067	18-May-18	0.123 L	22-May-18 14:30	1
PFHxS	355-46-4	9.97	0.965	5.08	8.15		B8E0067	18-May-18	0.123 L	22-May-18 14:30	1
PFOA	335-67-1	23.8	0.663	5.08	8.15		B8E0067	18-May-18	0.123 L	22-May-18 14:30	1
PFOS	1763-23-1	42.2	0.822	5.08	8.15		B8E0067	18-May-18	0.123 L	22-May-18 14:30	1
PFNA	375-95-1	3.85	0.825	5.08	8.15	J	B8E0067	18-May-18	0.123 L	22-May-18 14:30	1

Labeled Standards	Type	% Recovery	Limits	Qualifiers	Batch	Extracted	Samp Size	Analyzed	Dilution
13C3-PFBS	IS	115	50 - 150		B8E0067	18-May-18	0.123 L	22-May-18 14:30	1
13C4-PFHpA	IS	103	50 - 150		B8E0067	18-May-18	0.123 L	22-May-18 14:30	1
18O2-PFHxS	IS	95.5	50 - 150		B8E0067	18-May-18	0.123 L	22-May-18 14:30	1
13C2-PFOA	IS	85.3	50 - 150		B8E0067	18-May-18	0.123 L	22-May-18 14:30	1
13C8-PFOS	IS	98.3	50 - 150		B8E0067	18-May-18	0.123 L	22-May-18 14:30	1
13C5-PFNA	IS	82.9	50 - 150		B8E0067	18-May-18	0.123 L	22-May-18 14:30	1

DL - Detection Limit	LOD - Limit of Detection	LCL-UCL- Lower control limit - upper control limit	When reported, PFHxS, PFOA and PFOS include both linear and branched isomers.
	LOQ - Limit of quantitation	Results reported to the DL.	Only the linear isomer is reported for all other analytes.

Sample ID: OC-FB06-0518 **PFAS Isotope Dilution Method**

Client Data					Laboratory Data						
Name:	CH2M Hill	Matrix:	Drinking Water		Lab Sample:	1800888-03	Column:	BEH C18			
Project:	CTO-WE14 OCEANA PFAS Residential DW Investi		Date Collected:	04-May-18 09:12	Date Received:	05-May-18 10:03					

Analyte	CAS Number	Conc. (ng/L)	DL	LOD	LOQ	Qualifiers	Batch	Extracted	Samp Size	Analyzed	Dilution
PFBS	375-73-5	ND	1.89	5.30	8.46		B8E0067	18-May-18	0.118 L	22-May-18 14:41	1
PFHpA	375-85-9	ND	0.625	5.30	8.46		B8E0067	18-May-18	0.118 L	22-May-18 14:41	1
PFHxS	355-46-4	ND	1.00	5.30	8.46		B8E0067	18-May-18	0.118 L	22-May-18 14:41	1
PFOA	335-67-1	ND	0.688	5.30	8.46		B8E0067	18-May-18	0.118 L	22-May-18 14:41	1
PFOS	1763-23-1	ND	0.853	5.30	8.46		B8E0067	18-May-18	0.118 L	22-May-18 14:41	1
PFNA	375-95-1	ND	0.856	5.30	8.46		B8E0067	18-May-18	0.118 L	22-May-18 14:41	1

Labeled Standards	Type	% Recovery	Limits	Qualifiers	Batch	Extracted	Samp Size	Analyzed	Dilution
13C3-PFBS	IS	100	50 - 150		B8E0067	18-May-18	0.118 L	22-May-18 14:41	1
13C4-PFHpA	IS	95.0	50 - 150		B8E0067	18-May-18	0.118 L	22-May-18 14:41	1
18O2-PFHxS	IS	90.6	50 - 150		B8E0067	18-May-18	0.118 L	22-May-18 14:41	1
13C2-PFOA	IS	80.1	50 - 150		B8E0067	18-May-18	0.118 L	22-May-18 14:41	1
13C8-PFOS	IS	91.7	50 - 150		B8E0067	18-May-18	0.118 L	22-May-18 14:41	1
13C5-PFNA	IS	80.0	50 - 150		B8E0067	18-May-18	0.118 L	22-May-18 14:41	1

DL - Detection Limit	LOD - Limit of Detection	LCL-UCL- Lower control limit - upper control limit	When reported, PFHxS, PFOA and PFOS include both linear and branched isomers.
	LOQ - Limit of quantitation	Results reported to the DL.	Only the linear isomer is reported for all other analytes.

DATA QUALIFIERS & ABBREVIATIONS

B	This compound was also detected in the method blank
Conc.	Concentration
D	Dilution
DL	Detection limit
E	The associated compound concentration exceeded the calibration range of the instrument
H	Recovery and/or RPD was outside laboratory acceptance limits
I	Chemical Interference
J	The amount detected is below the Reporting Limit/LOQ
LOD	Limits of Detection
LOQ	Limits of Quantitation
M	Estimated Maximum Possible Concentration (CA Region 2 projects only)
NA	Not applicable
ND	Not Detected
Q	Ion ratio outside of 70-130% of Standard Ratio. (DOD PFAS projects only)
TEQ	Toxic Equivalency
U	Not Detected (specific projects only)
*	See Cover Letter

Unless otherwise noted, solid sample results are reported in dry weight. Tissue samples are reported in wet weight.

CERTIFICATIONS

Accrediting Authority	Certificate Number
Alaska Department of Environmental Conservation	17-013
Arkansas Department of Environmental Quality	17-015-0
California Department of Health – ELAP	2892
DoD ELAP - A2LA Accredited - ISO/IEC 17025:2005	3091.01
Florida Department of Health	E87777-18
Hawaii Department of Health	N/A
Louisiana Department of Environmental Quality	01977
Maine Department of Health	2016026
Minnesota Department of Health	1322288
New Hampshire Environmental Accreditation Program	207717
New Jersey Department of Environmental Protection	CA003
New York Department of Health	11411
Oregon Laboratory Accreditation Program	4042-008
Pennsylvania Department of Environmental Protection	014
Texas Commission on Environmental Quality	T104704189-17-8
Virginia Department of General Services	9077
Washington Department of Ecology	C584
Wisconsin Department of Natural Resources	998036160

Current certificates and lists of licensed parameters are located in the Quality Assurance office and are available upon request.



CHAIN OF CUSTODY

For Laboratory Use Only
 Work Order #: 1800888 Temp: 0.4 °C
 Storage ID: WRZ Storage Secured Yes No

Project ID: CTO-WE12 OCEANA PFAS Residential DW Investigation PO#: 10006-7-105444-M0004 Sampler: K. Smith/T. Hughes (name)

TAT (check one):
 Standard 21 days
 Rush (surcharge may apply)
 14 days 7 days
 Specify: _____

Invoice to: Name Andrew Lairson Company CH2M Address 5701 Cleveland Street, Suite 200 City Virginia Beach State Virginia Ph# 757-671-6297 Fax# _____

Relinquished by (printed name and signature) Kathryn Smith Date 5/4/18 Time 09:45 Received by (printed name and signature) Ian Arguello Date 5/5/18 Time 1009

SHIP TO: Vista Analytical Laboratory
 1104 Windfield Way
 El Dorado Hills, CA 95762
 (916) 673-1520 * Fax (916) 673-0106
 ATTN: Martha Maier

Method of Shipment: FEDEX
 Tracking No: _____

Sample ID	Date	Time	Location/Sample Description	Add Analysis(es) Requested										Comments									
				Quantity	Type	Matrix	PFOM/PFOA	UCM3 PFAS List 6	337 List: 14	Full List of 26	Other: Please List Below	PFOM/PFOA	UCM3 PFAS List 6		PFAS List: 14								
OC-RW06-0518	5/04/18	09:10		2	P	DW																	
OC-RW06P-0518		09:11		2	P	DW																	
OC-RW06-0518-MS		09:10		2	P	DW																	
OC-RW06-0518-SD		09:10		2	P	DW																	
OC-FB06-050418	✓	09:12		2	P	DW																	

Special Instructions/Comments: 14 DAY TAT
Analysis of Drinking Water samples for Select PFAS
 (PFOS, PFOA, PFNA, PFHxS, PFHpA, PFBS)

SEND DOCUMENTATION AND RESULTS TO:

Name: Andrew Lairson
 Company: CH2M HILL Inc.
 Address: 5701 Cleveland Street, Suite 200
 City: Virginia Beach State: VA Zip: 23462
 Phone: 757-671-6297 Fax: _____
 Email: Andrew.Lairson@ch2m.com

Container Types: P= HDPE, PJ= HDPE Jar, O = Other
 Bottle Preservation Type: T = Thiosulfate, TZ = Trizma:
 Matrix Types: AQ = Aqueous, DW = Drinking Water, EF = Effluent, PP = Pulp/Paper, SD = Sediment, SL = Sludge, SO = Sol, WW = Wastewater, B = Blood/Serum, O = Other:

Sample Log-in Checklist

 Vista Work Order #: 1800888 TAT 14

Samples Arrival:	Date/Time 5/5/18 1003	Initials: IA	Location: WR-2 Shelf/Rack: N/A				
Logged In:	Date/Time 05/05/18 1030	Initials: KE	Location: WR-2 Shelf/Rack: F6				
Delivered By:	<input checked="" type="radio"/> FedEx	<input type="radio"/> UPS	<input type="radio"/> On Trac	<input type="radio"/> GSO	<input type="radio"/> DHL	<input type="radio"/> Hand Delivered	<input type="radio"/> Other
Preservation:	<input checked="" type="radio"/> Ice	<input type="radio"/> Blue Ice	<input type="radio"/> Dry Ice	<input type="radio"/> None			
Temp °C: 0.5 (uncorrected)	Time: 1007	Thermometer ID: IR-4					
Temp °C: 0.4 (corrected)	Probe used: Yes <input type="checkbox"/> No <input checked="" type="checkbox"/>						

	YES	NO	NA			
Adequate Sample Volume Received?	<input checked="" type="checkbox"/>					
Holding Time Acceptable?	<input checked="" type="checkbox"/>					
Shipping Container(s) Intact?	<input checked="" type="checkbox"/>					
Shipping Custody Seals Intact?	<input checked="" type="checkbox"/>					
Shipping Documentation Present?	<input checked="" type="checkbox"/>					
Airbill	Trk # 7721 5326 6622	<input checked="" type="checkbox"/>				
Sample Container Intact?	<input checked="" type="checkbox"/>					
Sample Custody Seals Intact?			<input checked="" type="checkbox"/>			
Chain of Custody / Sample Documentation Present?	<input checked="" type="checkbox"/>					
COC Anomaly/Sample Acceptance Form completed?	<input checked="" type="checkbox"/>					
If Chlorinated or Drinking Water Samples, Acceptable Preservation?			<input checked="" type="checkbox"/>			
Preservation Documented:	<input type="radio"/> Na ₂ S ₂ O ₃	<input type="radio"/> Trizma	<input checked="" type="radio"/> None	<input type="radio"/> Yes	<input type="radio"/> No	<input type="radio"/> NA
Shipping Container	Vista	<input checked="" type="radio"/> Client	<input type="radio"/> Retain	<input checked="" type="radio"/> Return	<input type="radio"/> Dispose	

Comments:

Chain of Custody Anomaly/Sample Acceptance Form



Client: CH2M Hill
 Contact: Andrew Lairson
 Email: Andrew.Lairson@ch2m.com
 Phone: 757-671-6297

Workorder Number: 1800888
 Date Received: 05-May-18 10:03
 Documented by/date: Kim Elric 05/05/18

Please review the following information and complete the Client Authorization section. To comply with NELAC regulations, we must receive authorization before proceeding with sample analysis.

Thank you,

Martha Maier
 mmaier@vista-analytical.com
 916-673-1520

The following information or item is needed to proceed with analysis:

- | | | |
|--|---|---|
| <input type="checkbox"/> Complete Chain-of-Custody | <input type="checkbox"/> Preservative | <input type="checkbox"/> Collector's Name |
| <input type="checkbox"/> Test Method Requested | <input type="checkbox"/> Sample Identification | <input type="checkbox"/> Sample Type |
| <input type="checkbox"/> Analyte List Requested | <input type="checkbox"/> Sample Collection Date and/or Time | <input type="checkbox"/> Sample Location |
| <input type="checkbox"/> Other: | | |

The following anomalies were noted. Authorization is needed to proceed with analysis.

- | | | | |
|---|---|-----|-----------|
| <input type="checkbox"/> Temperature outside < 6°C Range | Samples Affected: _____ | | |
| Temperature _____°C | Ice Present? | Yes | No Melted |
| <input checked="" type="checkbox"/> Sample ID Discrepancy: See Second Page | <input type="checkbox"/> Insufficient Sample Size | | |
| <input type="checkbox"/> Sample Holding Time Missed | <input type="checkbox"/> Sample Container(s) Broken | | |
| <input type="checkbox"/> Custody Seals Broken | <input type="checkbox"/> Incorrect Container Type | | |

Comments:
See Second Page

Client Authorization

Proceed with Analysis: YES NO Signature and Date _____

Client Comments/Instructions _____

Chain of Custody Anomaly/Sample Acceptance Form



CH2M Hill
 Andrew Lairson
 Andrew.Lairson@ch2m.com
 757-671-6297

Workorder Number: 1800888
 Date Received: 05-May-18 10:03
 Documented by/date: Kim Elric 05/05/18

Please review the following information and complete the Client Authorization section. To comply with NELAC regulations, we must receive authorization before proceeding with sample analysis.

Thank you,

Martha Maier
 mmaier@vista-analytical.com
 916-673-1520

Sample IDs on Chain of Custody do not match Sample Container Labels

Chain of Custody ID	Container Label ID
OC-RW06-0518	OC-RW06-0518
OC-RW06P-0518	OC-RW06P-0518
OC-FB06-050418	OC-FB06-0518

Client Authorization

Proceed with Analysis: YES NO

Signature and Date

Client Comments/Instructions Proceed per Andrew Lairson @ CH2M - use sample label ID

EXTRACTION INFORMATION

Process Sheet

Workorder: **1800888**

Prep Expiration: 2018-May-18
Client: CH2M Hill

Workorder Due: 19-May-18 00:00

TAT: 14

Method: **537M PFAS DOD (LOQ as mRL)**
Matrix: **Aqueous**

Prep Batch: B8E0067

Version: UCMR 3 (6 Analyte)
DoD: DoD QSM 5.1

Prep Data Entered: 5/21/18 DM Per KL
Date and Initials

Initial Sequence: 50E0049

LabSampID	A/B	Prep Rec	Spike Rec	ClientSampleID	Comments	Location	Container
1800888-01	↓ A/B	<input checked="" type="checkbox"/>	<input checked="" type="checkbox"/>	OC-RW06-0518	MS/MSD	WR-2 F-6	HDPE Bottle, 125 mL
1800888-02	↓ A/B	<input checked="" type="checkbox"/>	<input checked="" type="checkbox"/>	OC-RW06P-0518		WR-2 F-6	HDPE Bottle, 125 mL
1800888-03	↓ A/B	<input type="checkbox"/>	<input type="checkbox"/>	OC-FB06-050418	OC-FB06-0518 ✓ HB 5/17/18	WR-2 F-6	HDPE Bottle, 125 mL

WO Comments: List of 6, include Total PFOA.

Pre-Prep Check Out: HB 5/17/18
Pre-Prep Check In: HB 5/17/18

Prep Check Out: JR 5/18/18
Prep Check In: NA

Prep Reconciled Initials/Date: HB 5/17/18
Spike Reconciled Initials/Date: JR 5/18/18
VialBoxID: Auburn

PREPARATION BENCH SHEET

Matrix: Aqueous

Method: 537M PFAS DOD (LOQ as mL)

B8E0067

Chemist: FR
 Prep Date/Time: 08-May-18 14:43 FR 5-18-18
5-18-18 8:50

Prepared using: LCMS - SPE Extraction-LCMS

Date/Inits: HB 5/17/18 BalanceID: HRUS-8

Cen	VISTA Sample ID	pH Before	pH After	Chlorine (Cl)	Drops HCl Added	Bottle + Sample (g)	Bottle Only (g)	Sample Amt. (L)	IS/NS CHEM/WIT DATE	SPE	RS CHEM/WIT DATE
<input type="checkbox"/>	B8E0067-BLK1 (A)	5	2	0	3	NA	NA	(0.125) ✓	FR JR 5-18-18	JR	5/18/18 KL TR 5/18/18
<input type="checkbox"/>	B8E0067-BS1	5	2	0	3	↓	↓	(0.125) ✓	↓	↓	↓
<input checked="" type="checkbox"/>	B8E0067-MS1 1800888-01	6	2	0	3	47.44	26.66	0.12078 ✓	↓	↓	↓
<input checked="" type="checkbox"/>	B8E0067-MSD1 1800888-01	6	2	0	3	141.12	26.73	0.11439 ✓	↓	↓	↓
<input checked="" type="checkbox"/>	1800888-01	6	2	0	3	149.74	26.82	0.12292 ✓	↓	↓	↓
<input checked="" type="checkbox"/>	1800888-02	6	2	0	3	149.36	26.67	0.12269 ✓	↓	↓	↓
<input type="checkbox"/>	1800888-03	4	2	0	3	145.19	26.92	0.11827 ✓	↓	↓	↓
<input type="checkbox"/>	1800923-04	4	2	0	3	147.78	26.87	0.12091 ✓	↓	↓	↓

IS: <u>18D2004, 10µL (V6)</u>	SPE Chem: <u>Strata-X AW 33µm 200mg 6mL</u>	Notes: (A) Supelco Envi-Carb used. Lot # 10186601. JR 5/18/18
IS SUP: <u>NA</u>	Ele SOLV: <u>MeOH + 5% NH4OH in MeOH</u>	
NS: <u>18E0923, 10µL (V5)</u>	Final Volume(s) <u>1mL</u>	
RS: <u>18D2005, 10µL (V6)</u>		

Comments: Assume 1 g = 1 mL
 Cen = Centrifuged

Batch: B8E0067

Matrix: Aqueous

LabNumber	WetWeight (Initial)	% Solids (Extraction Solids)	DryWeight	Final	Extracted	Ext By	Spike	SpikeAmount	ClientMatrix	Analysis
1800888-01	0.12292 ✓	NA	NA	1000	18-May-18 08:50	FBR			Drinking Water	537M PFAS DOD (LOQ as
1800888-02	0.12269 ✓	↓	↓	1000	18-May-18 08:50	FBR			Drinking Water	537M PFAS DOD (LOQ as
1800888-03	0.11827 ✓	↓	↓	1000	18-May-18 08:50	FBR			Drinking Water	537M PFAS DOD (LOQ as
1800923-04	0.12091 ✓	↓	↓	1000	18-May-18 08:50	FBR			Aqueous	537M PFAS DOD (LOQ as
B8E0067-BLK1	0.125 ✓	↓	↓	1000	18-May-18 08:50	FBR				QC
B8E0067-BS1	0.125 ✓	↓	↓	1000	18-May-18 08:50	FBR	18E0923 ✓	10 ✓		QC
B8E0067-MS1	0.12078 ✓	↓	↓	1000	18-May-18 08:50	FBR	18E0923 ✓	10 ✓		QC
B8E0067-MSD1	0.11439 ✓	↓	↓	1000	18-May-18 08:50	FBR	18E0923 ✓	10 ✓		QC

LC 5/19/18

Sample Data – PFAS Isotope Dilution Method

Dataset: Z:\Projects\PFAS.PRO\Results\180521M1\180521M1-117.qld

Last Altered: Wednesday, May 23, 2018 14:33:15 Pacific Daylight Time

Printed: Wednesday, May 23, 2018 14:34:27 Pacific Daylight Time

Method: Z:\Projects\PFAS.PRO\MethDB\PFAS_FULL_80C_052118.mdb 21 May 2018 20:25:56

Calibration: Z:\Projects\PFAS.PRO\CurveDB\C18_VAL-PFAS_Q4_05-21-18.cdb 21 May 2018 20:24:03

Name: 180521M1_117, Date: 22-May-2018, Time: 13:44:12, ID: B8E0067-BLK1 Method Blank 0.125, Description: Method Blank

#	Name	Trace	Area	IS Area	wt/vol	RRF	Pred.RT	RT	y Axis Resp.	Conc.	%Rec	Ion Ratio	Ratio Out?
1	1 PFBA	213.0 > 168.8		6.74e3	0.1250		1.52						
2	2 PFPeA	263.1 > 218.9		1.05e4	0.1250		2.47						
3	3 PFBS	299.0 > 79.7		1.62e3	0.1250		2.75						
4	4 4:2 FTS	327.2>307.2		1.62e3	0.1250		3.15						
5	5 PFHxA	313.2 > 268.9		3.82e3	0.1250		3.24						
6	6 PFPeS	349.1>80.1		1.62e3	0.1250		3.45						
7	7 PFHpA	363.0 > 318.9		1.14e4	0.1250		3.86						
8	8 L-PFHxS	398.9 > 79.6		1.34e3	0.1250		3.89						
9	10 6:2 FTS	427.1 > 407	1.12e1	3.40e3	0.1250		4.29	4.31	0.0410	0.443		1.036	YES Q
10	11 L-PFOA	413 > 368.7	1.18e2	1.45e4	0.1250		4.40	4.38	0.102	0.407		5.390	NO
11	13 PFHpS	449 > 80.0		1.45e4	0.1250		4.45						
12	14 PFNA	463.0 > 418.8		1.08e4	0.1250		4.77						
13	15 PFOSA	498.2 > 77.9		3.20e2	0.1250		4.85						
14	16 L-PFOS	499.1 > 79.9		2.04e3	0.1250		4.92						
15	18 PFDA	513 > 468.8		6.97e3	0.1250		5.15						
16	19 8:2 FTS	527 > 506.9		1.51e3	0.1250		5.12						
17	20 PFNS	549.1>80.1		2.04e3	0.1250		5.21						
18	21 N-MeFOSAA	570.1 > 419		9.45e2	0.1250		5.30						
19	22 N-EtFOSAA	584.2 > 419		6.04e2	0.1250		5.45						
20	23 PFUdA	563.0 > 518.9		2.65e3	0.1250		5.47						
21	24 PFDS	598.8 > 80		2.65e3	0.1250		5.52						
22	25 PFDoA	612.9 > 569.0		9.58e2	0.1250		5.75						
23	26 N-MeFOSA	512.1 > 168.9			0.1250		5.86						
24	27 PFTrDA	662.9 > 618.9		9.58e2	0.1250		5.99						
25	28 PFTeDA	712.9 > 668.8		1.09e3	0.1250		6.21						
26	29 N-EtFOSA	526.1 > 168.9			0.1250		6.24						
27	30 PFHxDA	813.1 > 768.6		3.09e3	0.1250		6.53						
28	31 PFODA	913.1 > 868.8		3.09e3	0.1250		6.75						
29	32 N-MeFOSE	616.1 > 58.9			0.1250		6.34						
30	33 N-EtFOSE	630.1 > 58.9			0.1250		6.49						
31	34 13C3-PFBA	216.1 > 171.8	6.74e3	8.38e3	0.1250	0.874	1.47	1.51	10.1	91.993	92.0		
32	35 13C3-PFPeA	266. > 221.8	1.05e4	1.41e4	0.1250	0.838	2.43	2.47	9.33	89.048	89.0		AR 5/23/2018

Dataset: Z:\Projects\PFAS.PRO\Results\180521M1\180521M1-117.qld

Last Altered: Wednesday, May 23, 2018 14:33:15 Pacific Daylight Time

Printed: Wednesday, May 23, 2018 14:34:27 Pacific Daylight Time

Name: 180521M1_117, Date: 22-May-2018, Time: 13:44:12, ID: B8E0067-BLK1 Method Blank 0.125, Description: Method Blank

#	Name	Trace	Area	IS Area	wt/vol	RRF	Pred.RT	RT	y Axis Resp.	Conc.	%Rec	Ion Ratio	Ratio Out?
33	36 13C3-PFBS	302. > 98.8	1.62e3	1.41e4	0.1250	0.107	2.70	2.75	1.44	107.700	107.7		
34	37 13C2-PFHxA	315 > 269.8	3.82e3	1.41e4	0.1250	0.740	3.20	3.24	3.40	36.694	91.7		
35	38 13C4-PFHpA	367.2 > 321.8	1.14e4	1.41e4	0.1250	0.849	3.83	3.86	10.1	95.236	95.2		
36	39 18O2-PFHxS	403.0 > 102.6	1.34e3	3.29e3	0.1250	0.433	3.98	4.02	5.09	94.157	94.2		
37	40 13C2-6:2 FTS	429.1 > 408.9	3.40e3	1.79e4	0.1250	0.234	4.29	4.33	2.37	81.279	81.3		
38	41 13C2-PFOA	414.9 > 369.7	1.45e4	1.79e4	0.1250	1.075	4.34	4.38	10.1	75.014	75.0		
39	42 13C5-PFNA	468.2 > 422.9	1.08e4	1.33e4	0.1250	0.970	4.77	4.82	10.2	83.748	83.7		
40	43 13C8-PFOSA	506.1 > 77.7	3.20e2	3.94e3	0.1250	0.151	4.84	4.89	1.02	53.708	53.7		
41	44 13C8-PFOS	507.0 > 79.9	2.04e3	2.28e3	0.1250	0.998	4.86	4.90	11.1	89.399	89.4		
42	45 13C2-PFDA	515.1 > 469.9	6.97e3	8.50e3	0.1250	1.299	5.15	5.19	10.3	63.137	63.1		
43	46 13C2-8:2 FTS	529.1 > 508.7	1.51e3	1.41e4	0.1250	0.232	5.12	5.16	1.34	46.245	46.2		H
44	47 d3-N-MeFOSAA	573.3 > 419	9.45e2	3.94e3	0.1250	0.350	5.30	5.34	3.00	68.578	68.6		
45	48 d5-N-EtFOSAA	589.3 > 419	6.04e2	3.94e3	0.1250	0.350	5.45	5.49	1.92	43.846	43.8		H
46	49 13C2-PFUdA	565 > 519.8	2.65e3	3.94e3	0.1250	0.913	5.47	5.52	8.40	73.588	73.6		
47	50 13C2-PFDoA	615.0 > 569.7	9.58e2	8.50e3	0.1250	0.974	5.75	5.80	1.41	11.580	11.6		
48	51 d3-N-MeFOSA	515.2 > 168.9		3.94e3	0.1250	0.069	5.88						
49	52 13C2-PFTeDA	714.8 > 669.6	1.09e3	3.94e3	0.1250	0.504	6.21	6.26	3.44	54.662	54.7		
50	53 d5-N-ETFOSA	531.1 > 168.9		3.94e3	0.1250	0.089	6.25						
51	54 13C2-PFHxDA	815 > 769.7	3.09e3	3.94e3	0.1250	1.063	6.53	6.57	9.79	73.646	184.1		H
52	55 d7-N-MeFOSE	623.1 > 58.9		3.94e3	0.1250	0.049	6.34						
53	56 d9-N-EtFOSE	639.2 > 58.8		3.94e3	0.1250	0.051	6.49						
54	57 13C4-PFBA	217. > 171.8	8.38e3	8.38e3	0.1250	1.000	1.47	1.51	12.5	100.000	100.0		
55	58 13C5-PFHxA	318 > 272.9	1.41e4	1.41e4	0.1250	1.000	3.20	3.24	12.5	100.000	100.0		
56	59 13C3-PFHxS	401.9 > 79.9	3.29e3	3.29e3	0.1250	1.000	3.98	4.01	12.5	100.000	100.0		
57	60 13C8-PFOA	421.3 > 376	1.79e4	1.79e4	0.1250	1.000	4.34	4.38	12.5	100.000	100.0		
58	61 13C9-PFNA	472.2 > 426.9	1.33e4	1.33e4	0.1250	1.000	4.77	4.82	12.5	100.000	100.0		
59	62 13C4-PFOS	503 > 79.9	2.28e3	2.28e3	0.1250	1.000	4.86	4.90	12.5	100.000	100.0		
60	63 13C6-PFDA	519.1 > 473.7	8.50e3	8.50e3	0.1250	1.000	5.15	5.19	12.5	100.000	100.0		
61	64 13C7-PFUdA	570.1 > 524.8	3.94e3	3.94e3	0.1250	1.000	5.47	5.51	12.5	100.000	100.0		
62	65 Total PFHxS	398.9 > 79.6	0.00e0	1.34e3	0.1250		4.05		0.000				
63	66 Total PFOA	413 > 368.7	1.18e2	1.45e4	0.1250		4.30		0.102	0.407			
64	67 Total PFOS	499.1 > 79.9	0.00e0	2.04e3	0.1250		4.90		0.000				
65	68 Total N-MeFOSAA	570.1 > 419	0.00e0	9.45e2	0.1250		5.55		0.000				
66	69 Total N-EtFOSAA	584.2 > 419	0.00e0	6.04e2	0.1250		5.70		0.000				

Dataset: Z:\Projects\PFAS.PRO\Results\180521M1\180521M1-117.qld

Last Altered: Wednesday, May 23, 2018 14:33:15 Pacific Daylight Time

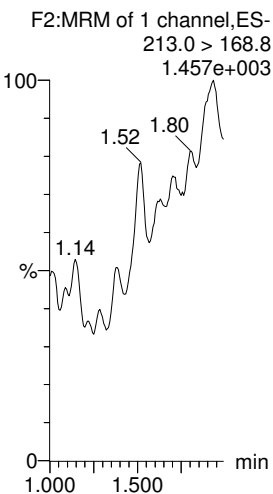
Printed: Wednesday, May 23, 2018 14:34:27 Pacific Daylight Time

Method: Z:\Projects\PFAS.PRO\MethDB\PFAS_FULL_80C_052118.mdb 21 May 2018 20:25:56

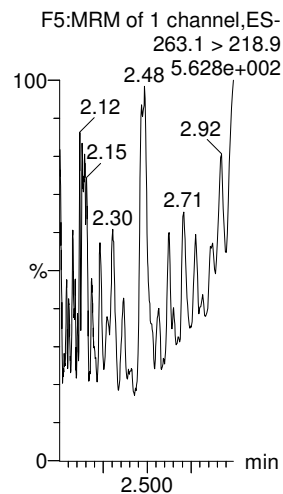
Calibration: Z:\Projects\PFAS.PRO\CurveDB\C18_VAL-PFAS_Q4_05-21-18.cdb 21 May 2018 20:24:03

Name: 180521M1_117, Date: 22-May-2018, Time: 13:44:12, ID: B8E0067-BLK1 Method Blank 0.125, Description: Method Blank

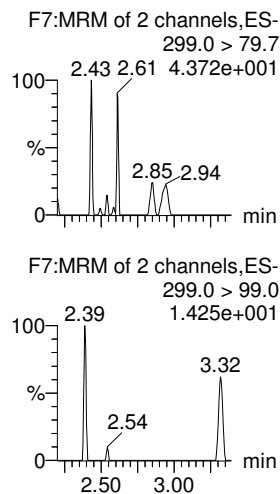
PFBA



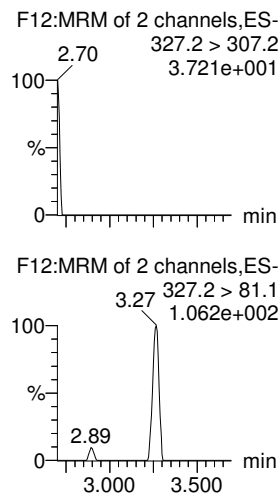
PFPeA



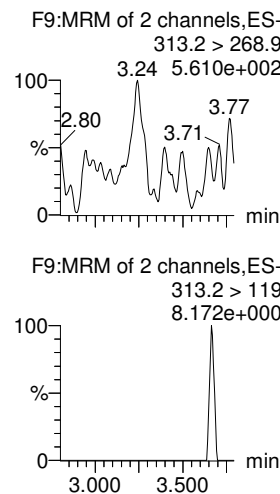
PFBS



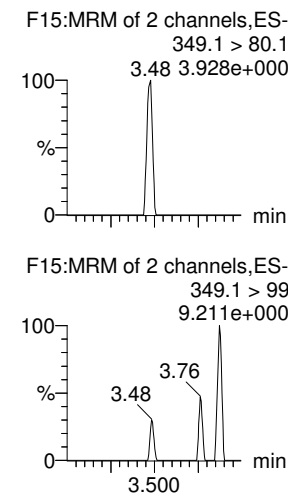
4:2 FTS



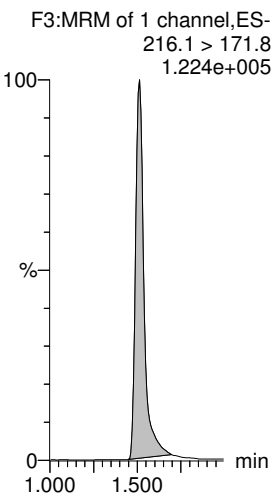
PFHxA



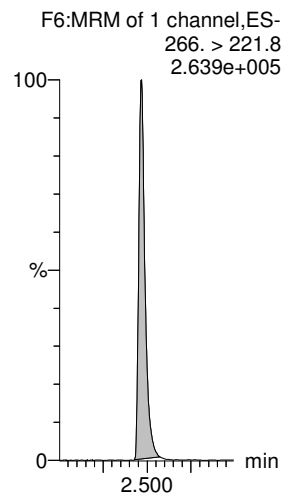
PFPeS



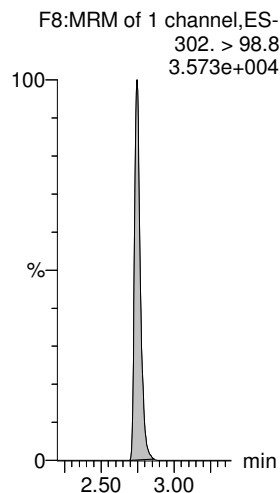
13C3-PFBA



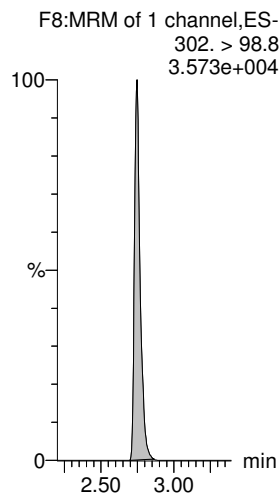
13C3-PFPeA



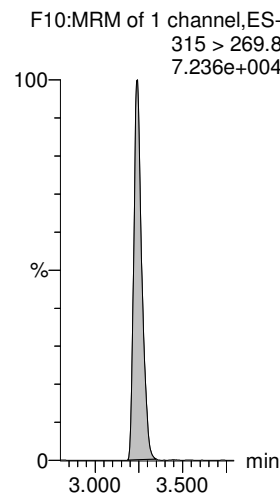
13C3-PFBS



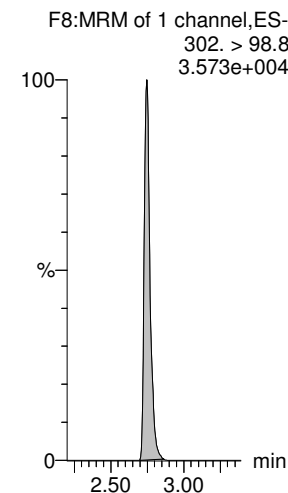
13C3-PFBS



13C2-PFHxA



13C3-PFBS



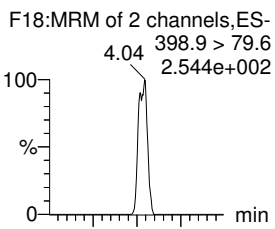
Dataset: Z:\Projects\PFAS.PRO\Results\180521M1\180521M1-117.qld

Last Altered: Wednesday, May 23, 2018 14:33:15 Pacific Daylight Time

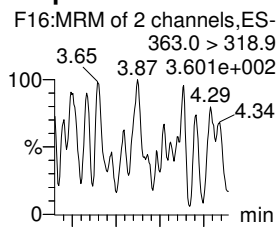
Printed: Wednesday, May 23, 2018 14:34:27 Pacific Daylight Time

Name: 180521M1_117, Date: 22-May-2018, Time: 13:44:12, ID: B8E0067-BLK1 Method Blank 0.125, Description: Method Blank

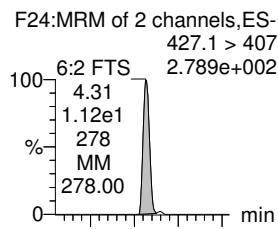
L-PFHxS



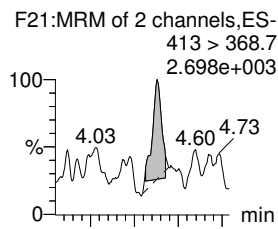
PFHpA



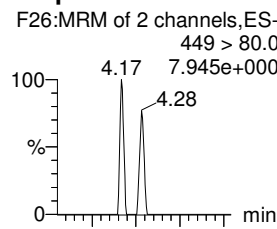
6:2 FTS



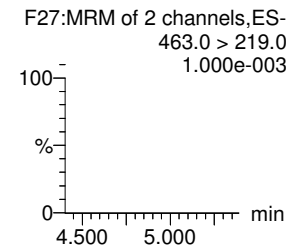
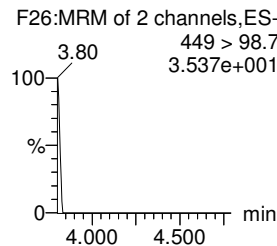
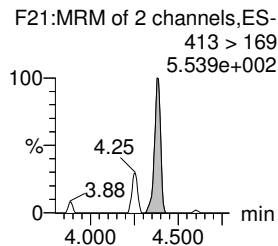
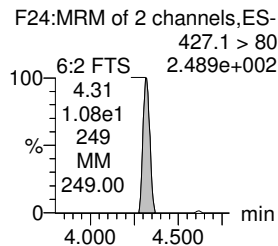
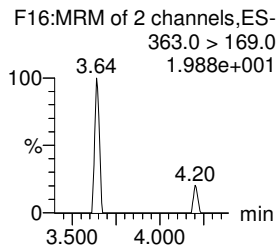
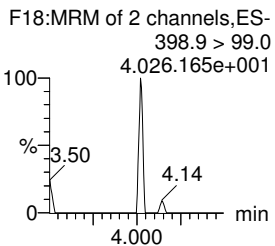
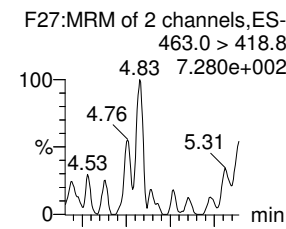
L-PFOA



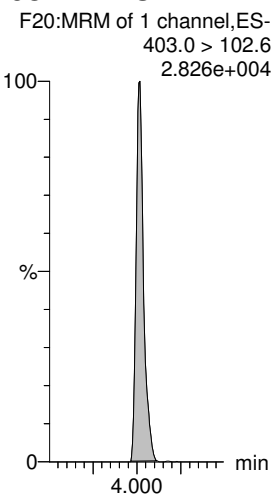
PFHpS



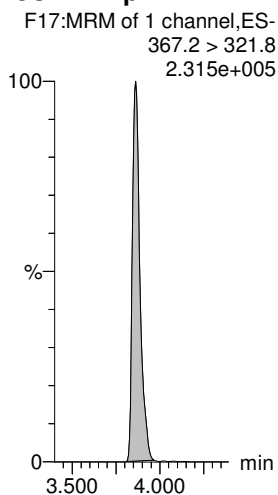
PFNA



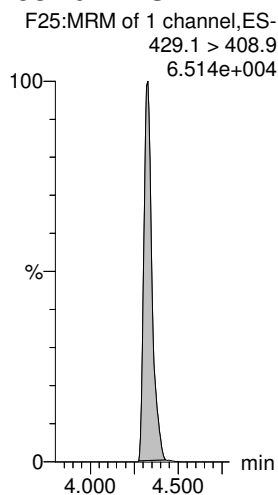
18O2-PFHxS



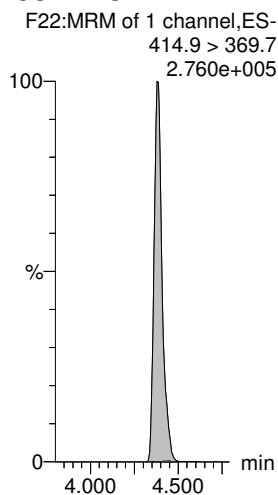
13C4-PFHpA



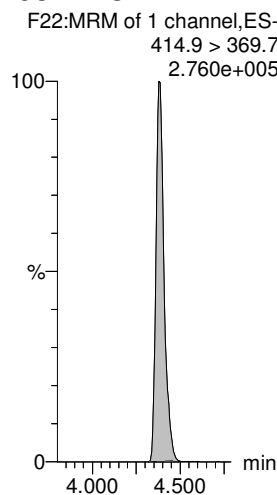
13C2-6:2 FTS



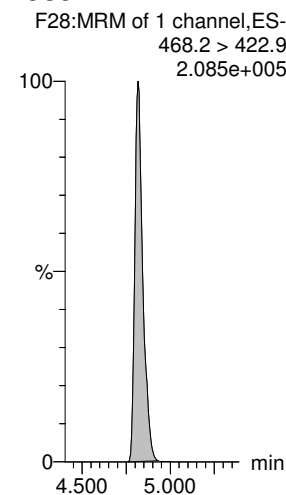
13C2-PFOA



13C2-PFOA



13C5-PFNA




Dataset: Z:\Projects\PFAS.PRO\Results\180521M1\180521M1-117.qld

Last Altered: Wednesday, May 23, 2018 14:33:15 Pacific Daylight Time
Printed: Wednesday, May 23, 2018 14:34:27 Pacific Daylight Time

Name: 180521M1_117, Date: 22-May-2018, Time: 13:44:12, ID: B8E0067-BLK1 Method Blank 0.125, Description: Method Blank

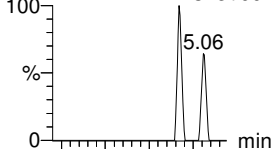
PFOSA

F30:MRM of 2 channels,ES-
498.2 > 77.9
2.894e+001



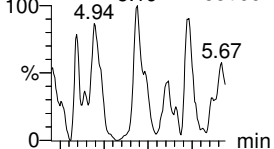
L-PFOS

F32:MRM of 2 channels,ES-
499.1 > 79.9
2.231e+001




PFDA

F37:MRM of 2 channels,ES-
513 > 468.8
4.476e+002




8:2 FTS

F42:MRM of 2 channels,ES-
527 > 506.9
1.000e-003



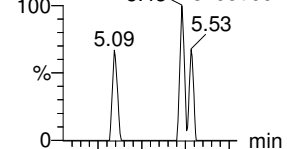
PFNS

F45:MRM of 2 channels,ES-
549.1 > 80.1
1.999e+001

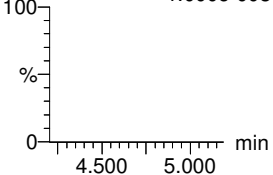


N-MeFOSAA

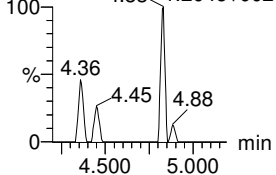
F48:MRM of 2 channels,ES-
570.1 > 419
2.540e+001



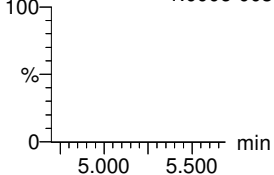
F30:MRM of 2 channels,ES-
498.2 > 169.1
1.000e-003



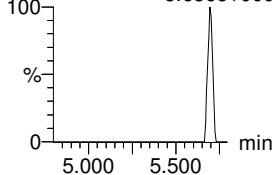
F32:MRM of 2 channels,ES-
499.1 > 98.9
1.204e+002



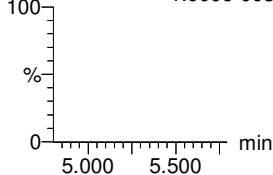
F37:MRM of 2 channels,ES-
513 > 219
1.000e-003



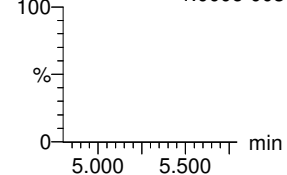
F42:MRM of 2 channels,ES-
527 > 80
5.656e+000



F45:MRM of 2 channels,ES-
549.1 > 99.1
1.000e-003

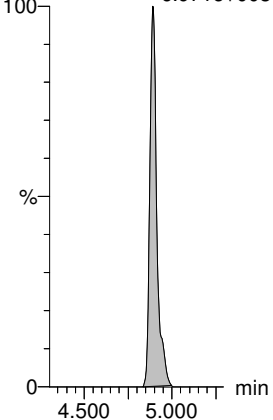


F48:MRM of 2 channels,ES-
570.1 > 483.0
1.000e-003



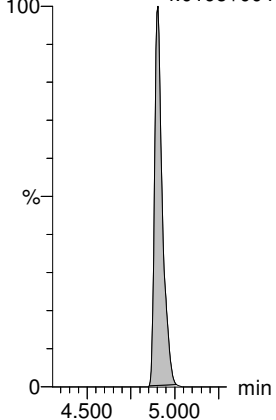
13C8-PFOSA

F34:MRM of 1 channel,ES-
506.1 > 77.7
6.971e+003



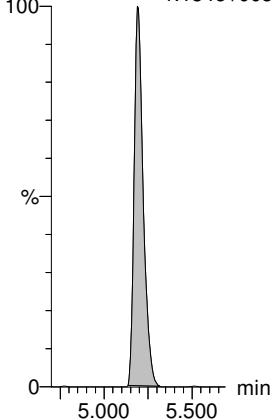
13C8-PFOS

F35:MRM of 1 channel,ES-
507.0 > 79.9
4.019e+004



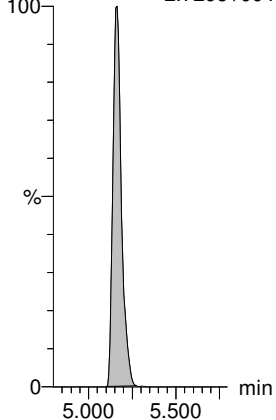
13C2-PFDA

F38:MRM of 1 channel,ES-
515.1 > 469.9
1.184e+005



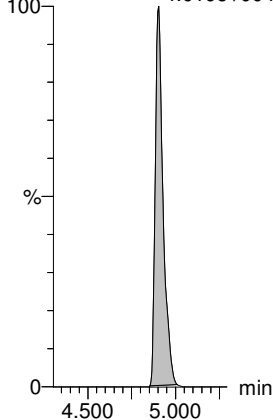
13C2-8:2 FTS

F43:MRM of 1 channel,ES-
529.1 > 508.7
2.729e+004



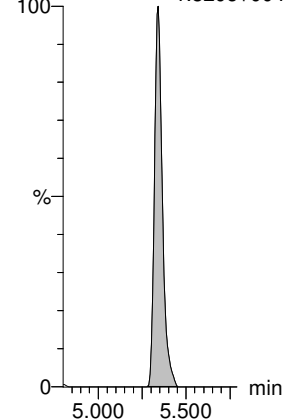
13C8-PFOS

F35:MRM of 1 channel,ES-
507.0 > 79.9
4.019e+004



d3-N-MeFOSAA

F50:MRM of 1 channel,ES-
573.3 > 419
1.820e+004



Dataset: Z:\Projects\PFAS.PRO\Results\180521M1\180521M1-117.qld

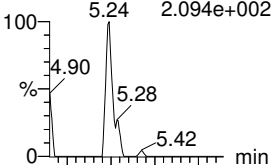
Last Altered: Wednesday, May 23, 2018 14:33:15 Pacific Daylight Time

Printed: Wednesday, May 23, 2018 14:34:27 Pacific Daylight Time

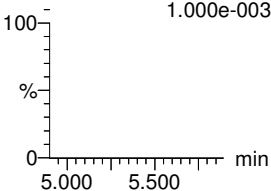
Name: 180521M1_117, Date: 22-May-2018, Time: 13:44:12, ID: B8E0067-BLK1 Method Blank 0.125, Description: Method Blank

N-EtFOSAA

F51:MRM of 2 channels,ES-
584.2 > 419
2.094e+002

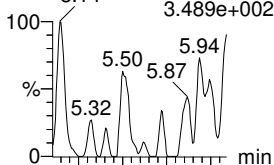


F51:MRM of 2 channels,ES-
584.2 > 483.0
1.000e-003

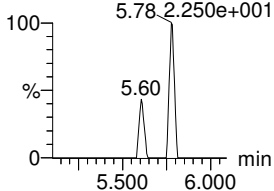


PFUdA

F46:MRM of 2 channels,ES-
563.0 > 518.9
3.489e+002




F46:MRM of 2 channels,ES-
563.0 > 269
2.250e+001

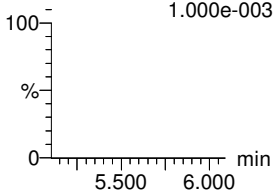


PFDS

F53:MRM of 2 channels,ES-
598.8 > 80
1.000e-003

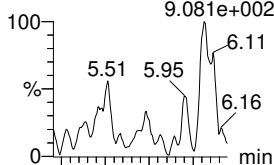


F53:MRM of 2 channels,ES-
598.8 > 98.7
1.000e-003

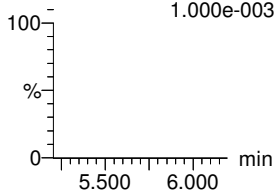


PFDoA

F54:MRM of 4 channels,ES-
612.9 > 569.0
9.081e+002

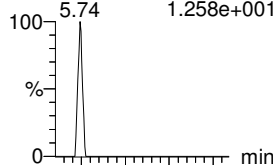


F54:MRM of 4 channels,ES-
612.9 > 318.8
1.000e-003

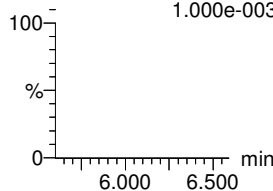


N-MeFOSA

F36:MRM of 2 channels,ES-
512.1 > 168.9
1.258e+001

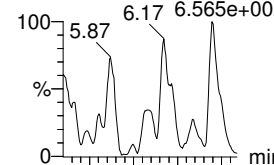


F36:MRM of 2 channels,ES-
512.1 > 219
1.000e-003

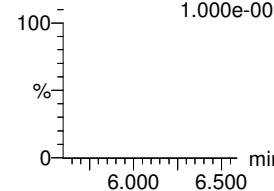


PFTrDA

F60:MRM of 2 channels,ES-
662.9 > 618.9
6.565e+002

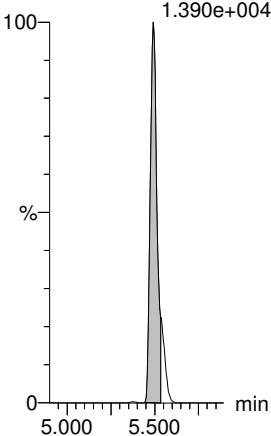


F60:MRM of 2 channels,ES-
662.9 > 319
1.000e-003



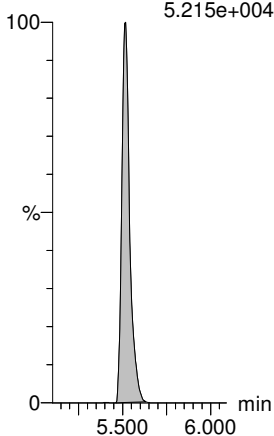
d5-N-EtFOSAA

F52:MRM of 1 channel,ES-
589.3 > 419
1.390e+004



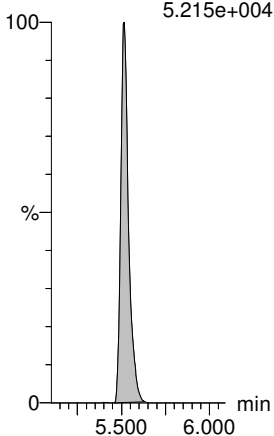
13C2-PFUdA

F47:MRM of 1 channel,ES-
565 > 519.8
5.215e+004



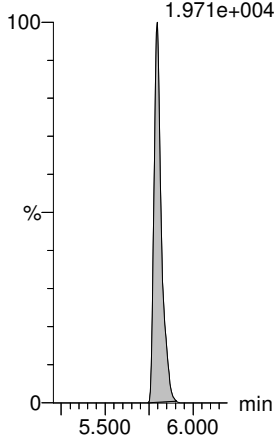
13C2-PFUdA

F47:MRM of 1 channel,ES-
565 > 519.8
5.215e+004



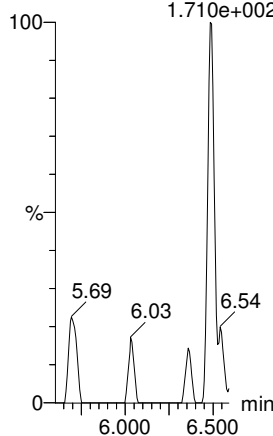
13C2-PFDoA

F55:MRM of 2 channels,ES-
615.0 > 569.7
1.971e+004



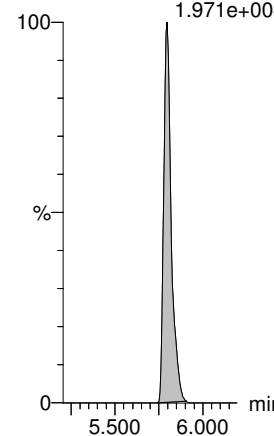
d3-N-MeFOSA

F39:MRM of 1 channel,ES-
515.2 > 168.9
1.710e+002



13C2-PFDoA

F55:MRM of 2 channels,ES-
615.0 > 569.7
1.971e+004

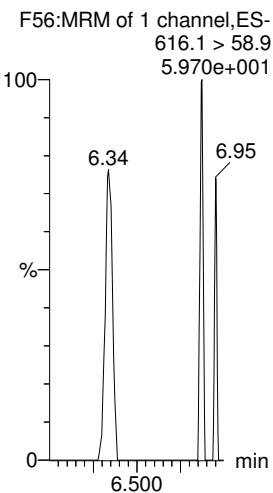


Dataset: Z:\Projects\PFAS.PRO\Results\180521M1\180521M1-117.qld

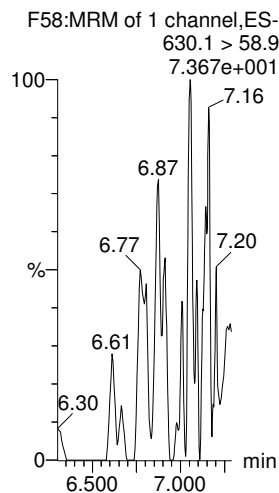
Last Altered: Wednesday, May 23, 2018 14:33:15 Pacific Daylight Time
Printed: Wednesday, May 23, 2018 14:34:27 Pacific Daylight Time

Name: 180521M1_117, Date: 22-May-2018, Time: 13:44:12, ID: B8E0067-BLK1 Method Blank 0.125, Description: Method Blank

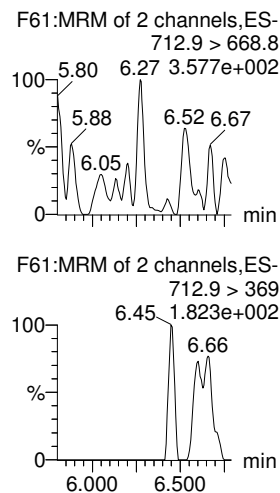
N-MeFOSE



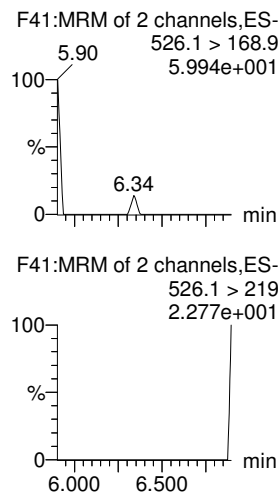
N-EtFOSE



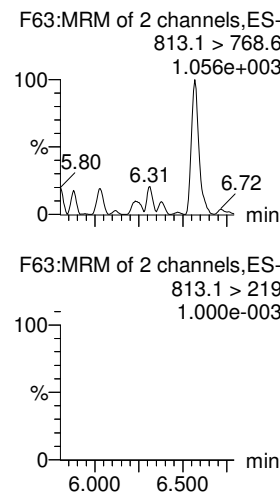
PFTeDA



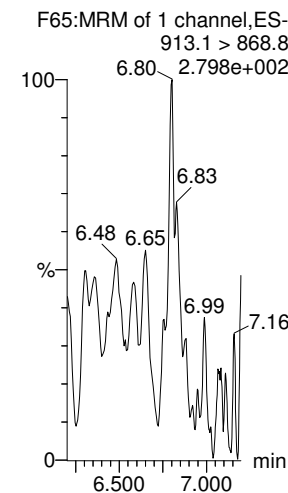
N-EtFOSA



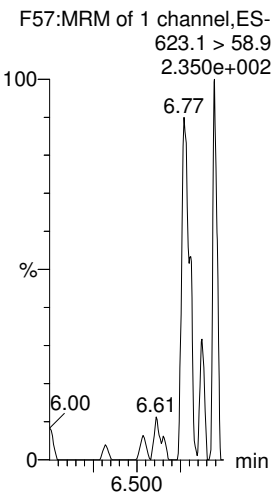
PFHxDA



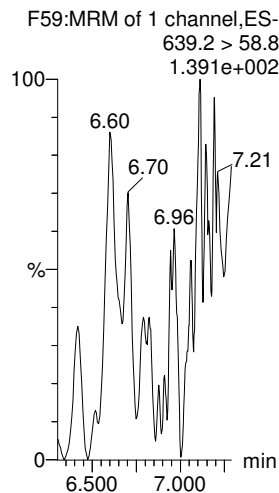
PFODA



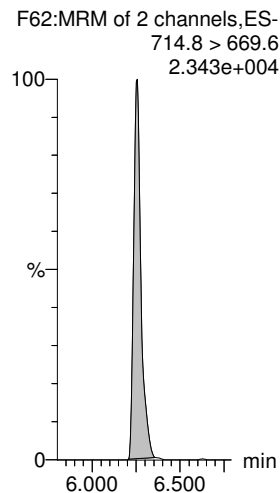
d7-N-MeFOSE



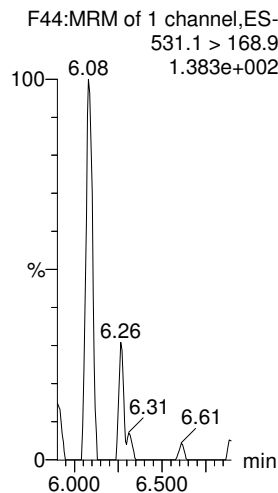
d9-N-EtFOSE



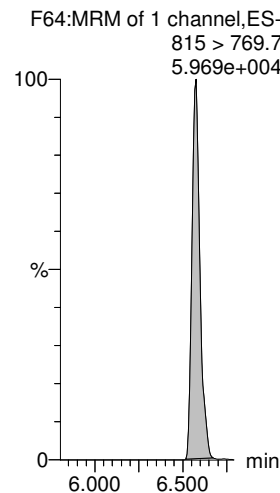
13C2-PFTeDA



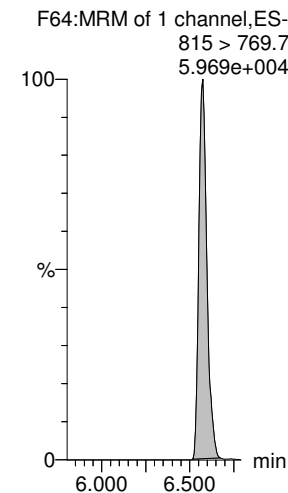
d5-N-ETFOSA



13C2-PFHxDA



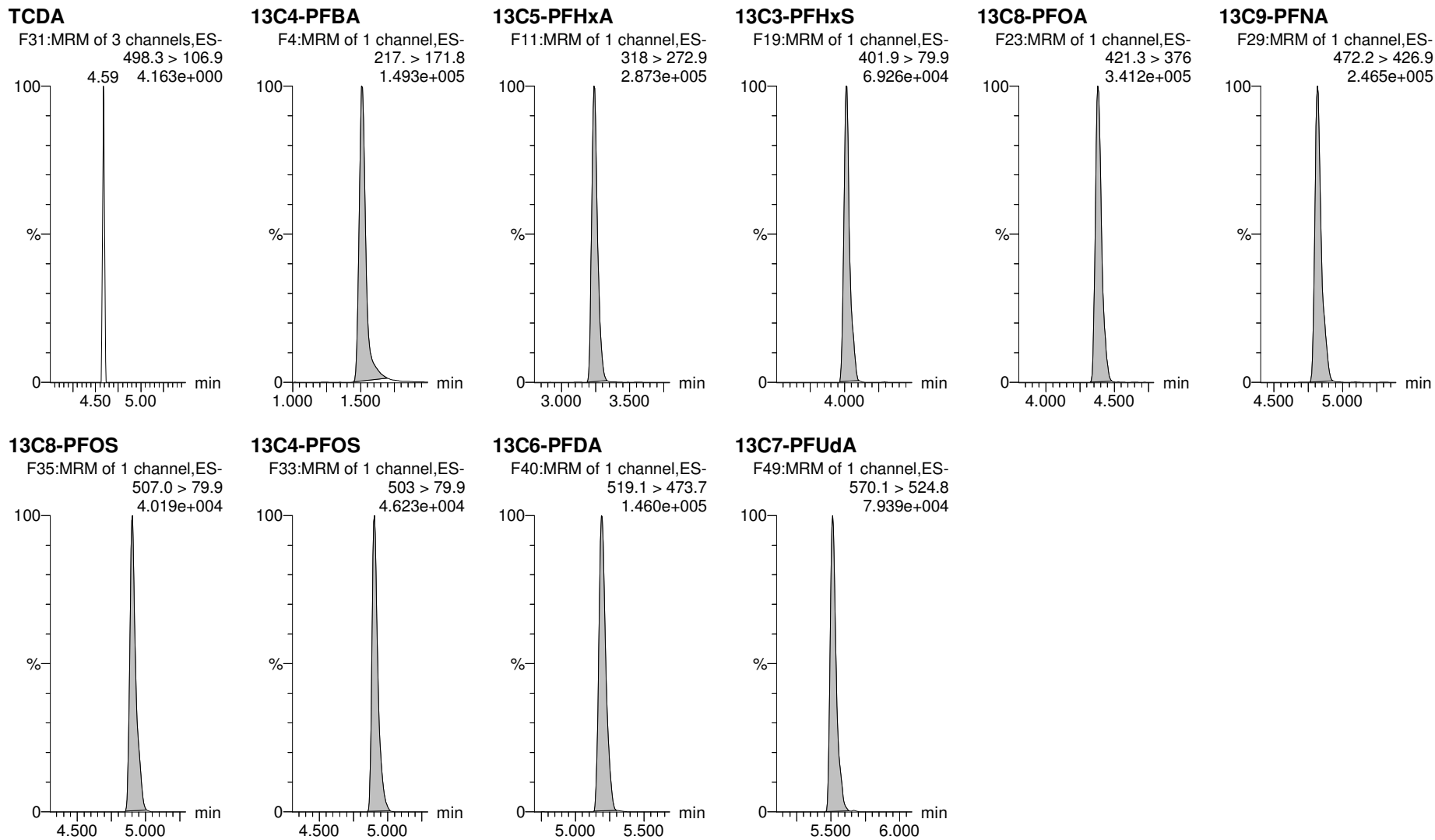
13C2-PFODA



Dataset: Z:\Projects\PFAS.PRO\Results\180521M1\180521M1-117.qld

Last Altered: Wednesday, May 23, 2018 14:33:15 Pacific Daylight Time
Printed: Wednesday, May 23, 2018 14:34:27 Pacific Daylight Time

Name: 180521M1_117, Date: 22-May-2018, Time: 13:44:12, ID: B8E0067-BLK1 Method Blank 0.125, Description: Method Blank



Dataset: Z:\Projects\PFAS.PRO\Results\180521M1\180521M1-116.qld

Last Altered: Wednesday, May 23, 2018 14:43:18 Pacific Daylight Time

Printed: Wednesday, May 23, 2018 14:44:01 Pacific Daylight Time

Method: Z:\Projects\PFAS.PRO\MethDB\PFAS_FULL_80C_052118.mdb 21 May 2018 20:25:56

Calibration: Z:\Projects\PFAS.PRO\CurveDB\C18_VAL-PFAS_Q4_05-21-18.cdb 21 May 2018 20:24:03

Name: 180521M1_116, Date: 22-May-2018, Time: 13:32:43, ID: B8E0067-BS1 OPR 0.125, Description: OPR

	# Name	Trace	Area	IS Area	wt/vol	RRF	Pred.RT	RT	y Axis Resp.	Conc.	%Rec	Ion Ratio	Ratio Out?
1	1 PFBA	213.0 > 168.8	6.32e3	7.78e3	0.1250		1.52	1.51	10.2	72.409	90.5		
2	2 PFPeA	263.1 > 218.9	8.75e3	1.21e4	0.1250		2.47	2.47	9.06	71.799	89.7		
3	3 PFBS	299.0 > 79.7	2.57e3	1.67e3	0.1250		2.75	2.74	19.2	73.595	92.0	2.705	NO
4	4 4:2 FTS	327.2>307.2	2.69e3	1.67e3	0.1250		3.15	3.14	20.0	69.052	86.3	1.683	NO
5	5 PFHxA	313.2 > 268.9	1.13e4	4.40e3	0.1250		3.24	3.24	12.9	64.312	80.4	439.311	YES Q
6	6 PFPeS	349.1>80.1	2.28e3	1.67e3	0.1250		3.45	3.44	17.0	73.883	92.4	1.881	NO
7	7 PFHpA	363.0 > 318.9	1.05e4	1.25e4	0.1250		3.86	3.86	10.5	71.394	89.2	29.594	NO
8	8 L-PFHxS	398.9 > 79.6	1.91e3	1.40e3	0.1250		3.88	4.02	17.1	73.845	92.3	1.702	NO
9	10 6:2 FTS	427.1 > 407	2.69e3	3.65e3	0.1250		4.29	4.33	9.23	61.035	76.3	2.818	NO
10	11 L-PFOA	413 > 368.7	1.31e4	1.70e4	0.1250		4.40	4.38	9.64	69.416	86.8	5.673	NO
11	13 PFHpS	449 > 80.0	2.24e3	1.70e4	0.1250		4.45	4.49	1.65	73.324	91.7	1.982	NO
12	14 PFNA	463.0 > 418.8	9.84e3	1.31e4	0.1250		4.77	4.82	9.35	65.249	81.6	5.105	NO
13	15 PFOSA	498.2 > 77.9	2.71e2	3.83e2	0.1250		4.85	4.89	8.82	73.213	91.5	343.725	YES Q
14	16 L-PFOS	499.1 > 79.9	1.30e3	1.97e3	0.1250		4.92	4.90	8.26	63.694	79.6	1.614	NO
15	18 PFDA	513 > 468.8	5.36e3	7.17e3	0.1250		5.15	5.19	9.35	83.627	104.5	6.425	NO
16	19 8:2 FTS	527 > 506.9	1.36e3	1.26e3	0.1250		5.12	5.16	13.4	81.219	101.5	2.397	NO
17	20 PFNS	549.1>80.1	4.09e2	1.97e3	0.1250		5.21	5.25	2.59	22.834	28.5	2.125	NO
18	21 N-MeFOSAA	570.1 > 419	8.81e2	1.13e3	0.1250		5.30	5.34	9.73	70.698	88.4	15.283	NO
19	22 N-EtFOSAA	584.2 > 419	6.26e2	1.10e3	0.1250		5.45	5.50	7.08	63.453	79.3	10.793	NO
20	23 PFUdA	563.0 > 518.9	1.72e3	2.23e3	0.1250		5.47	5.52	9.62	72.859	91.1	20.123	NO
21	24 PFDS	598.8 > 80	1.92e2	2.23e3	0.1250		5.52	5.56	1.08	60.183	75.2	1.532	NO
22	25 PFDoA	612.9 > 569.0	1.28e3	1.30e3	0.1250		5.75	5.80	12.2	80.079	100.1	12.731	YES Q
23	26 N-MeFOSA	512.1 > 168.9	3.04e2		0.1250		5.86	5.95				1.480	NO
24	27 PFTTrDA	662.9 > 618.9	2.53e3	1.30e3	0.1250		5.99	6.04	24.3	153.390	191.7	35.397	NO
25	28 PFTeDA	712.9 > 668.8	5.25e3	3.29e3	0.1250		6.21	6.26	19.9	84.394	105.5	11.523	NO
26	29 N-EtFOSA	526.1 > 168.9	4.02e2		0.1250		6.24	6.32				1.557	NO
27	30 PFHxDA	813.1 > 768.6	3.98e3	3.32e3	0.1250		6.53	6.57	5.99	70.512	88.1	44.738	NO
28	31 PFODA	913.1 > 868.8	5.30e2	3.32e3	0.1250		6.75	6.80	0.799	5.337	6.7		
29	32 N-MeFOSE	616.1 > 58.9	1.79e2		0.1250		6.34	6.43					
30	33 N-EtFOSE	630.1 > 58.9	1.88e2		0.1250		6.49	6.58					
31	34 13C3-PFBA	216.1 > 171.8	7.78e3	9.26e3	0.1250	0.874	1.47	1.51	10.5	96.039	96.0		
32	35 13C3-PFPeA	266. > 221.8	1.21e4	1.61e4	0.1250	0.838	2.43	2.47	9.38	89.539	89.5		AR 5/23/2018

Dataset: Z:\Projects\PFAS.PRO\Results\180521M1\180521M1-116.qld

Last Altered: Wednesday, May 23, 2018 14:43:18 Pacific Daylight Time

Printed: Wednesday, May 23, 2018 14:44:01 Pacific Daylight Time

Name: 180521M1_116, Date: 22-May-2018, Time: 13:32:43, ID: B8E0067-BS1 OPR 0.125, Description: OPR

#	Name	Trace	Area	IS Area	wt/vol	RRF	Pred.RT	RT	y Axis Resp.	Conc.	%Rec	Ion Ratio	Ratio Out?
33	36 13C3-PFBS	302. > 98.8	1.67e3	1.61e4	0.1250	0.107	2.70	2.75	1.30	97.333	97.3		
34	37 13C2-PFHxA	315 > 269.8	4.40e3	1.61e4	0.1250	0.740	3.20	3.24	3.42	36.950	92.4		
35	38 13C4-PFHpA	367.2 > 321.8	1.25e4	1.61e4	0.1250	0.849	3.83	3.86	9.70	91.395	91.4		
36	39 18O2-PFHxS	403.0 > 102.6	1.40e3	3.34e3	0.1250	0.433	3.98	4.01	5.22	96.569	96.6		
37	40 13C2-6:2 FTS	429.1 > 408.9	3.65e3	1.77e4	0.1250	0.234	4.29	4.33	2.57	88.052	88.1		
38	41 13C2-PFOA	414.9 > 369.7	1.70e4	1.77e4	0.1250	1.075	4.34	4.38	12.0	88.989	89.0		
39	42 13C5-PFNA	468.2 > 422.9	1.31e4	1.72e4	0.1250	0.970	4.77	4.82	9.56	78.780	78.8		
40	43 13C8-PFOSA	506.1 > 77.7	3.83e2	3.38e3	0.1250	0.151	4.84	4.89	1.42	74.889	74.9		
41	44 13C8-PFOS	507.0 > 79.9	1.97e3	1.99e3	0.1250	0.998	4.86	4.90	12.4	99.475	99.5		
42	45 13C2-PFDA	515.1 > 469.9	7.17e3	8.87e3	0.1250	1.299	5.15	5.19	10.1	62.278	62.3		
43	46 13C2-8:2 FTS	529.1 > 508.7	1.26e3	1.61e4	0.1250	0.232	5.12	5.16	0.978	33.762	33.8		
44	47 d3-N-MeFOSAA	573.3 > 419	1.13e3	3.38e3	0.1250	0.350	5.30	5.34	4.18	95.691	95.7		
45	48 d5-N-EtFOSAA	589.3 > 419	1.10e3	3.38e3	0.1250	0.350	5.45	5.49	4.08	93.403	93.4		
46	49 13C2-PFUdA	565 > 519.8	2.23e3	3.38e3	0.1250	0.913	5.47	5.52	8.25	72.303	72.3		
47	50 13C2-PFDoA	615.0 > 569.7	1.30e3	8.87e3	0.1250	0.974	5.75	5.80	1.84	15.083	15.1		
48	51 d3-N-MeFOSA	515.2 > 168.9		3.38e3	0.1250	0.069	5.88						
49	52 13C2-PFTeDA	714.8 > 669.6	3.29e3	3.38e3	0.1250	0.504	6.21	6.26	12.2	193.182	193.2		
50	53 d5-N-ETFOSA	531.1 > 168.9		3.38e3	0.1250	0.089	6.25						
51	54 13C2-PFHxDA	815 > 769.7	3.32e3	3.38e3	0.1250	1.063	6.53	6.57	12.3	92.247	230.6		
52	55 d7-N-MeFOSE	623.1 > 58.9		3.38e3	0.1250	0.049	6.34						
53	56 d9-N-EtFOSE	639.2 > 58.8		3.38e3	0.1250	0.051	6.49						
54	57 13C4-PFBA	217. > 171.8	9.26e3	9.26e3	0.1250	1.000	1.47	1.51	12.5	100.000	100.0		
55	58 13C5-PFHxA	318 > 272.9	1.61e4	1.61e4	0.1250	1.000	3.20	3.24	12.5	100.000	100.0		
56	59 13C3-PFHxS	401.9 > 79.9	3.34e3	3.34e3	0.1250	1.000	3.98	4.02	12.5	100.000	100.0		
57	60 13C8-PFOA	421.3 > 376	1.77e4	1.77e4	0.1250	1.000	4.34	4.38	12.5	100.000	100.0		
58	61 13C9-PFNA	472.2 > 426.9	1.72e4	1.72e4	0.1250	1.000	4.77	4.82	12.5	100.000	100.0		
59	62 13C4-PFOS	503 > 79.9	1.99e3	1.99e3	0.1250	1.000	4.86	4.90	12.5	100.000	100.0		
60	63 13C6-PFDA	519.1 > 473.7	8.87e3	8.87e3	0.1250	1.000	5.15	5.19	12.5	100.000	100.0		
61	64 13C7-PFUdA	570.1 > 524.8	3.38e3	3.38e3	0.1250	1.000	5.47	5.51	12.5	100.000	100.0		
62	65 Total PFHxS	398.9 > 79.6	1.91e3	1.40e3	0.1250		4.05		17.1	73.845			
63	66 Total PFOA	413 > 368.7	1.31e4	1.70e4	0.1250		4.30		9.64	69.416			
64	67 Total PFOS	499.1 > 79.9	1.30e3	1.97e3	0.1250		4.90		8.26	63.694			
65	68 Total N-MeFOSAA	570.1 > 419	8.81e2	1.13e3	0.1250		5.55		9.73	70.698			
66	69 Total N-EtFOSAA	584.2 > 419	6.26e2	1.10e3	0.1250		5.70		7.08	63.453			

Dataset: Z:\Projects\PFAS.PRO\Results\180521M1\180521M1-116.qld

Last Altered: Wednesday, May 23, 2018 14:43:18 Pacific Daylight Time

Printed: Wednesday, May 23, 2018 14:44:01 Pacific Daylight Time

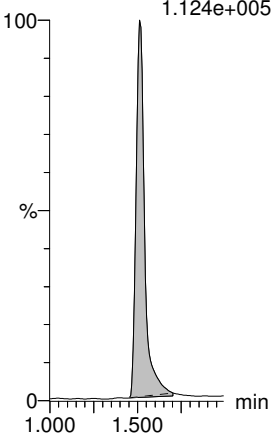
Method: Z:\Projects\PFAS.PRO\MethDB\PFAS_FULL_80C_052118.mdb 21 May 2018 20:25:56

Calibration: Z:\Projects\PFAS.PRO\CurveDB\C18_VAL-PFAS_Q4_05-21-18.cdb 21 May 2018 20:24:03

Name: 180521M1_116, Date: 22-May-2018, Time: 13:32:43, ID: B8E0067-BS1 OPR 0.125, Description: OPR

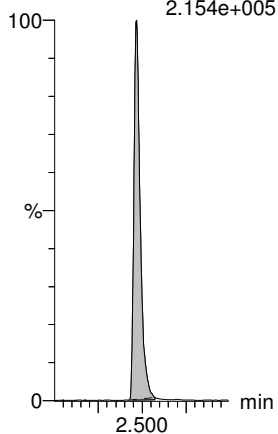
PFBA

F2:MRM of 1 channel,ES-
213.0 > 168.8
1.124e+005



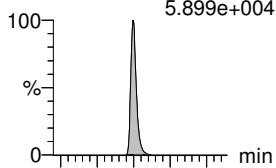
PFPeA

F5:MRM of 1 channel,ES-
263.1 > 218.9
2.154e+005

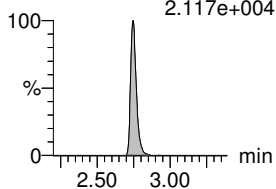


PFBS

F7:MRM of 2 channels,ES-
299.0 > 79.7
5.899e+004

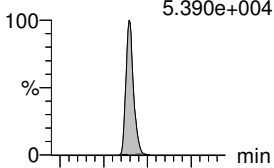


F7:MRM of 2 channels,ES-
299.0 > 99.0
2.117e+004

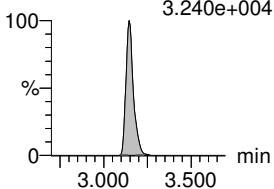


4:2 FTS

F12:MRM of 2 channels,ES-
327.2 > 307.2
5.390e+004

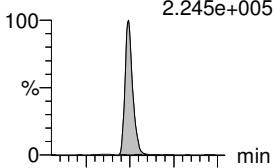


F12:MRM of 2 channels,ES-
327.2 > 81.1
3.240e+004

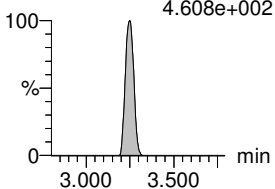


PFHxA

F9:MRM of 2 channels,ES-
313.2 > 268.9
2.245e+005

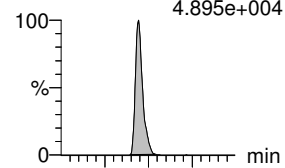


F9:MRM of 2 channels,ES-
313.2 > 119
4.608e+002

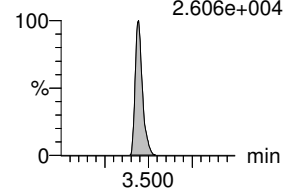


PFPeS

F15:MRM of 2 channels,ES-
349.1 > 80.1
4.895e+004

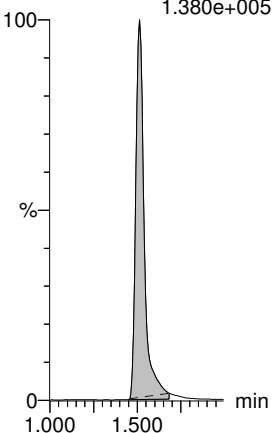


F15:MRM of 2 channels,ES-
349.1 > 99
2.606e+004



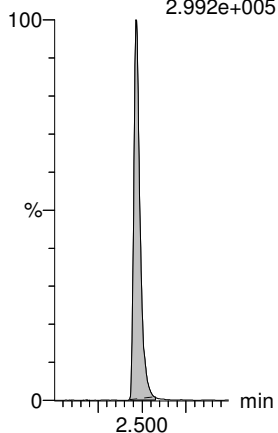
13C3-PFBA

F3:MRM of 1 channel,ES-
216.1 > 171.8
1.380e+005



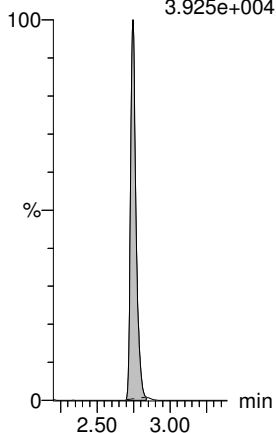
13C3-PFPeA

F6:MRM of 1 channel,ES-
266. > 221.8
2.992e+005



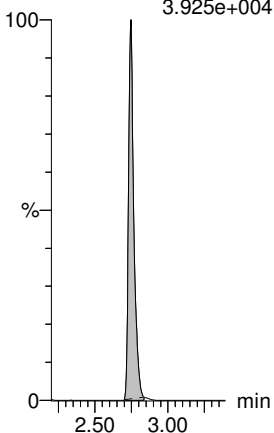
13C3-PFBS

F8:MRM of 1 channel,ES-
302. > 98.8
3.925e+004



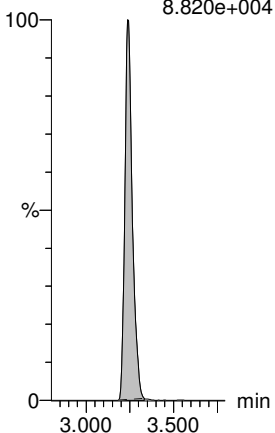
13C3-PFBS

F8:MRM of 1 channel,ES-
302. > 98.8
3.925e+004



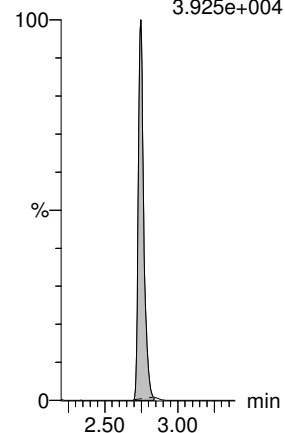
13C2-PFHxA

F10:MRM of 1 channel,ES-
315 > 269.8
8.820e+004



13C3-PFBS

F8:MRM of 1 channel,ES-
302. > 98.8
3.925e+004



Dataset: Z:\Projects\PFAS.PRO\Results\180521M1\180521M1-116.qld

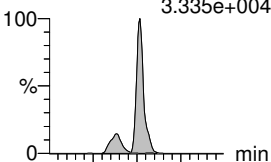
Last Altered: Wednesday, May 23, 2018 14:43:18 Pacific Daylight Time

Printed: Wednesday, May 23, 2018 14:44:01 Pacific Daylight Time

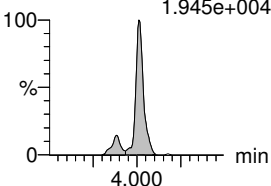
Name: 180521M1_116, Date: 22-May-2018, Time: 13:32:43, ID: B8E0067-BS1 OPR 0.125, Description: OPR

L-PFHxS

F18:MRM of 2 channels,ES-
398.9 > 79.6
3.335e+004

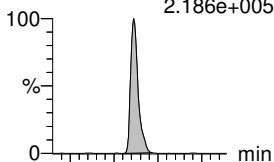


F18:MRM of 2 channels,ES-
398.9 > 99.0
1.945e+004

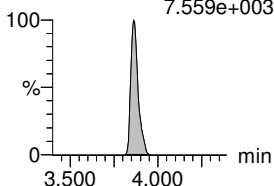


PFHpA

F16:MRM of 2 channels,ES-
363.0 > 318.9
2.186e+005

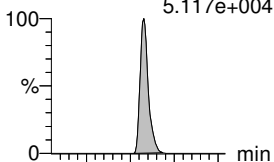


F16:MRM of 2 channels,ES-
363.0 > 169.0
7.559e+003

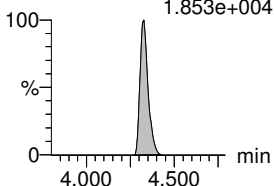


6:2 FTS

F24:MRM of 2 channels,ES-
427.1 > 407
5.117e+004

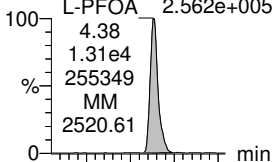


F24:MRM of 2 channels,ES-
427.1 > 80
1.853e+004

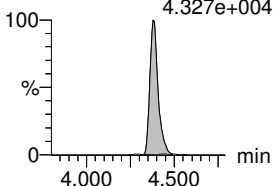


L-PFOA

F21:MRM of 2 channels,ES-
413 > 368.7
2.562e+005

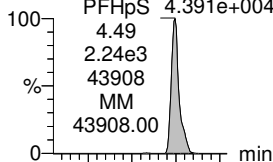


F21:MRM of 2 channels,ES-
413 > 169
4.327e+004

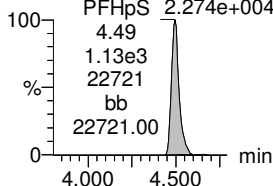


PFHpS

F26:MRM of 2 channels,ES-
449 > 80.0
4.391e+004

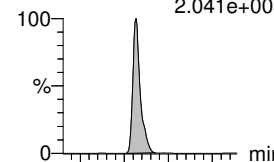


F26:MRM of 2 channels,ES-
449 > 98.7
2.274e+004

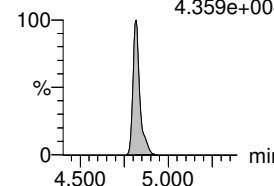


PFNA

F27:MRM of 2 channels,ES-
463.0 > 418.8
2.041e+005

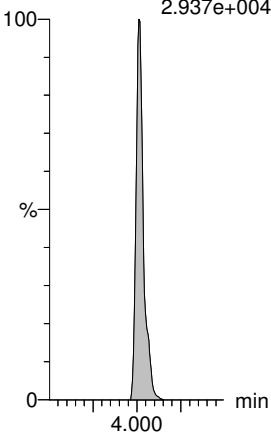


F27:MRM of 2 channels,ES-
463.0 > 219.0
4.359e+004



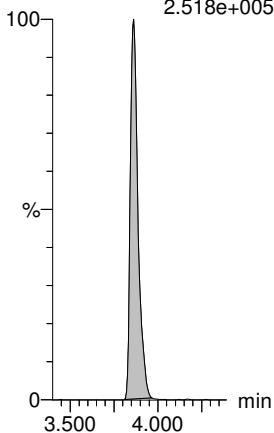
18O2-PFHxS

F20:MRM of 1 channel,ES-
403.0 > 102.6
2.937e+004



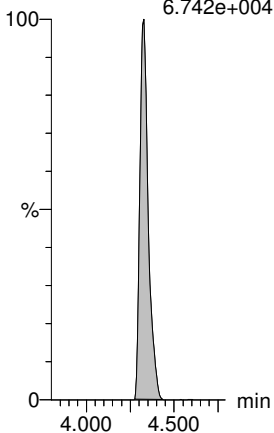
13C4-PFHpA

F17:MRM of 1 channel,ES-
367.2 > 321.8
2.518e+005



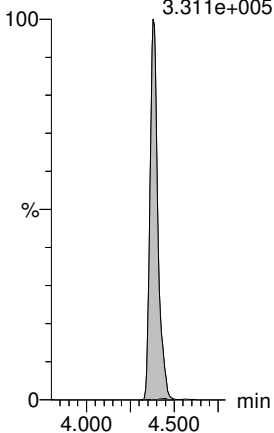
13C2-6:2 FTS

F25:MRM of 1 channel,ES-
429.1 > 408.9
6.742e+004



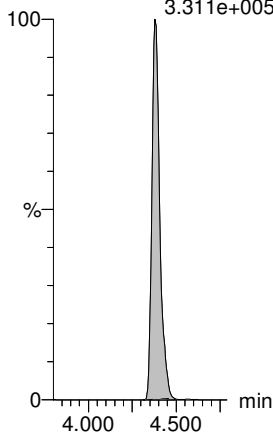
13C2-PFOA

F22:MRM of 1 channel,ES-
414.9 > 369.7
3.311e+005



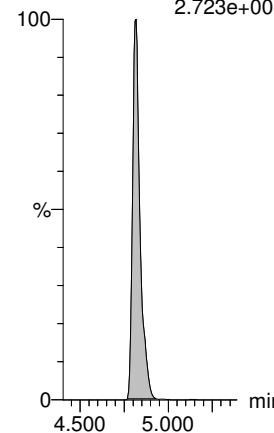
13C2-PFOA

F22:MRM of 1 channel,ES-
414.9 > 369.7
3.311e+005



13C5-PFNA

F28:MRM of 1 channel,ES-
468.2 > 422.9
2.723e+005



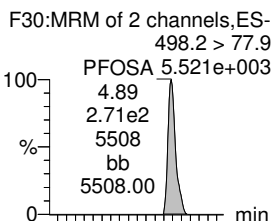
Dataset: Z:\Projects\PFAS.PRO\Results\180521M1\180521M1-116.qld

Last Altered: Wednesday, May 23, 2018 14:43:18 Pacific Daylight Time

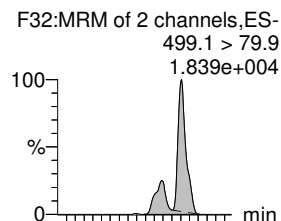
Printed: Wednesday, May 23, 2018 14:44:01 Pacific Daylight Time

Name: 180521M1_116, Date: 22-May-2018, Time: 13:32:43, ID: B8E0067-BS1 OPR 0.125, Description: OPR

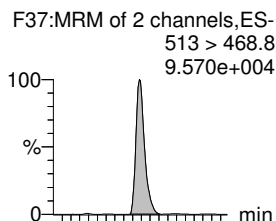
PFOSA



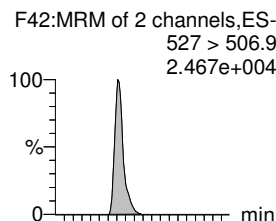
L-PFOS



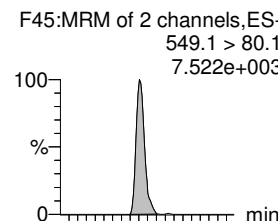
PFDA



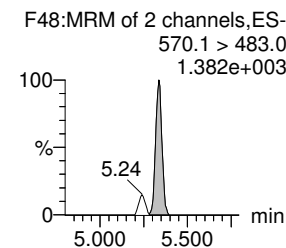
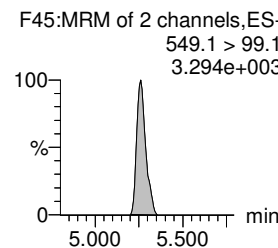
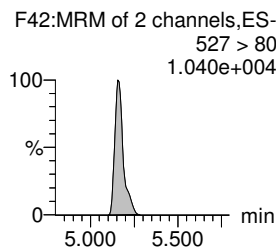
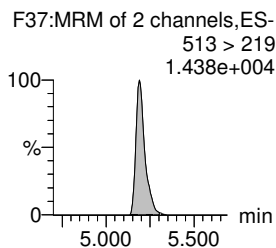
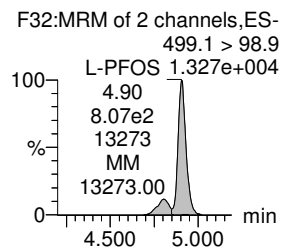
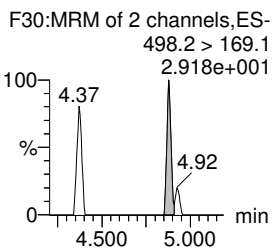
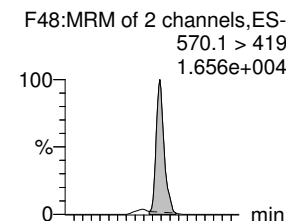
8:2 FTS



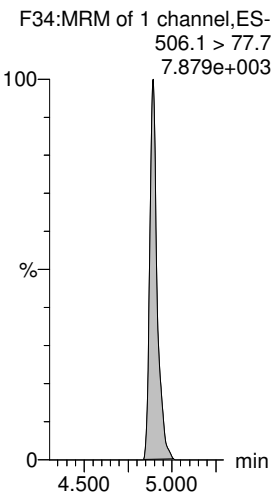
PFNS



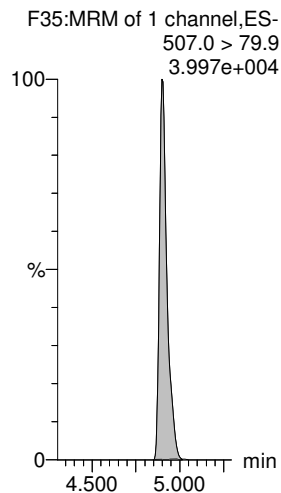
N-MeFOSAA



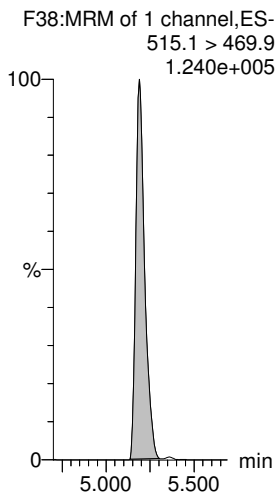
13C8-PFOSA



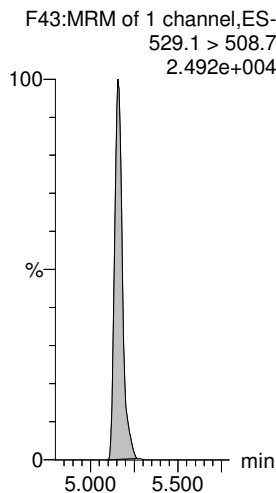
13C8-PFOS



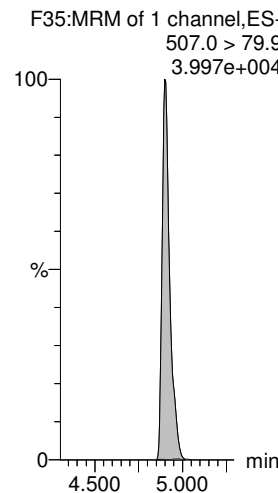
13C2-PFDA



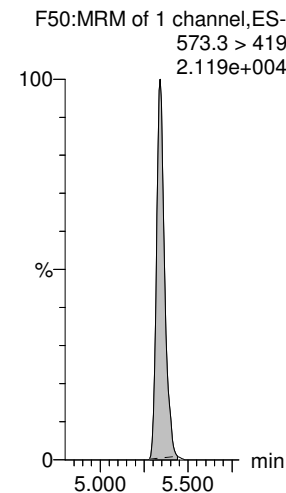
13C2-8:2 FTS



13C8-PFOS



d3-N-MeFOSAA

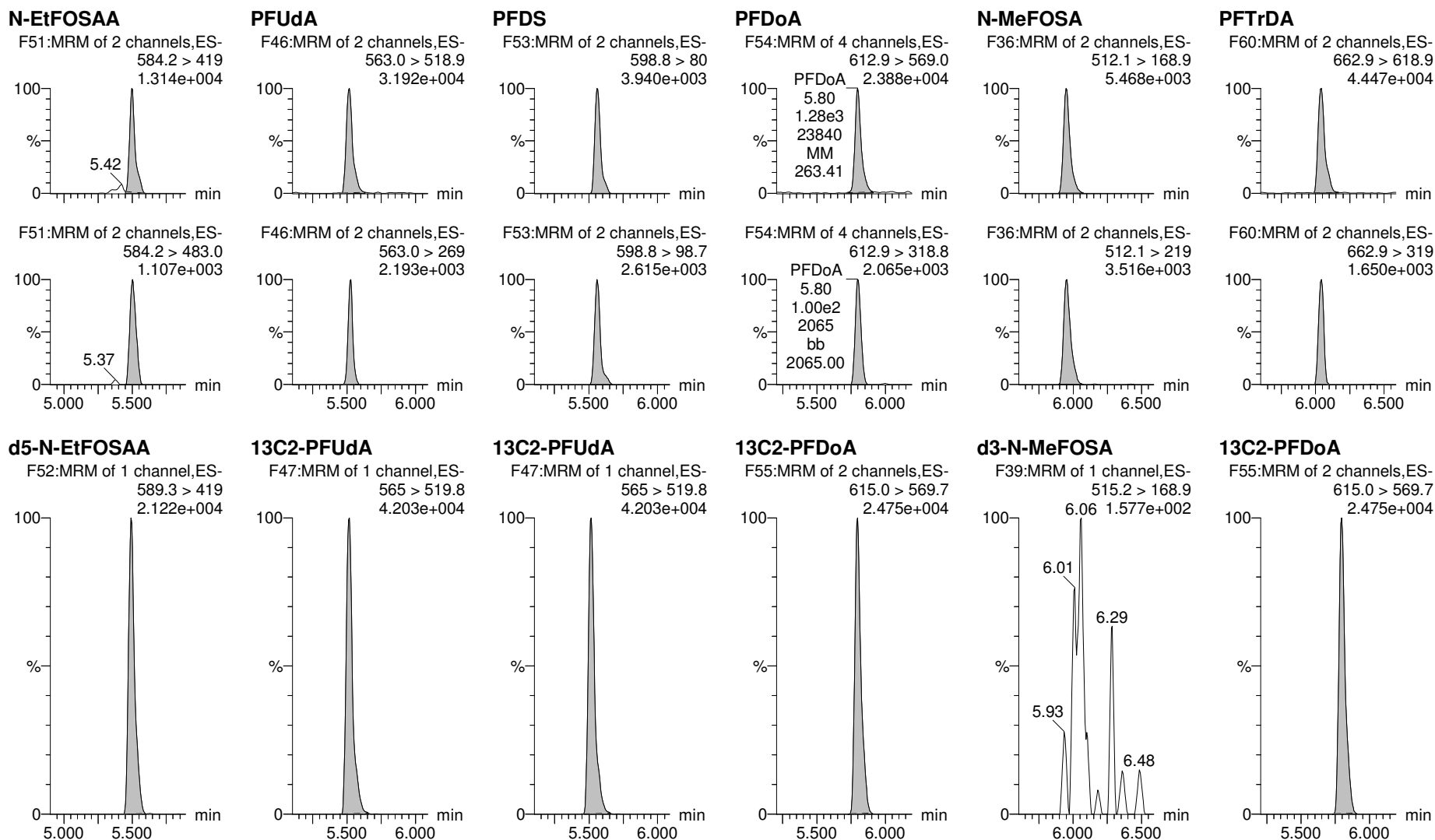


Dataset: Z:\Projects\PFAS.PRO\Results\180521M1\180521M1-116.qld

Last Altered: Wednesday, May 23, 2018 14:43:18 Pacific Daylight Time

Printed: Wednesday, May 23, 2018 14:44:01 Pacific Daylight Time

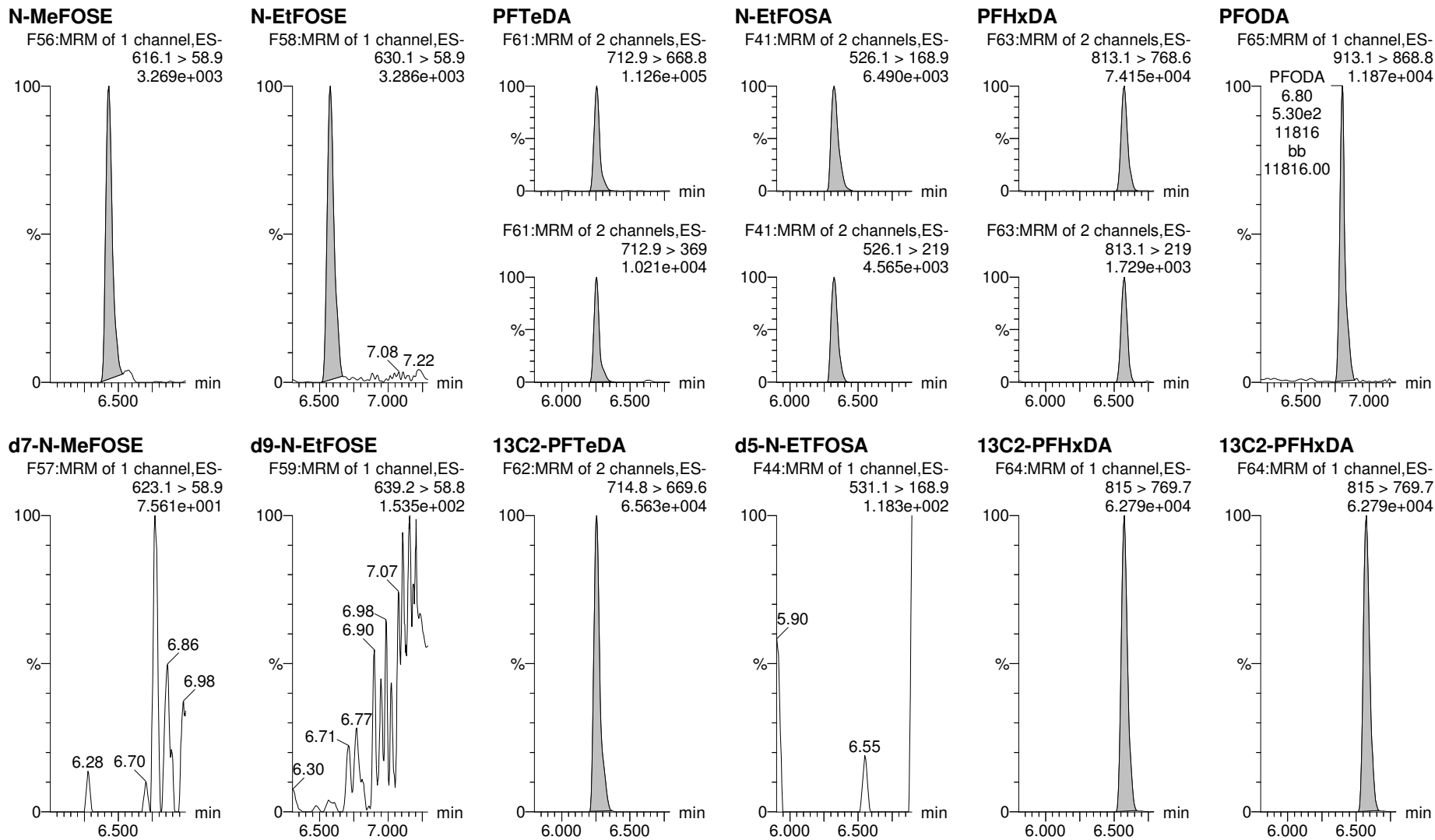
Name: 180521M1_116, Date: 22-May-2018, Time: 13:32:43, ID: B8E0067-BS1 OPR 0.125, Description: OPR



Dataset: Z:\Projects\PFAS.PRO\Results\180521M1\180521M1-116.qld

Last Altered: Wednesday, May 23, 2018 14:43:18 Pacific Daylight Time
Printed: Wednesday, May 23, 2018 14:44:01 Pacific Daylight Time

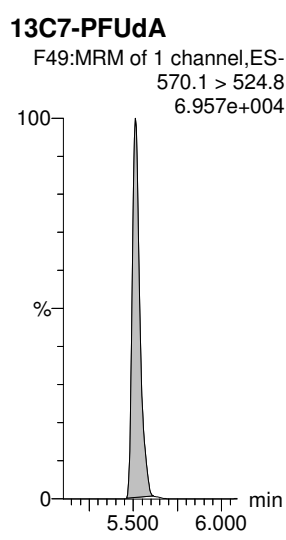
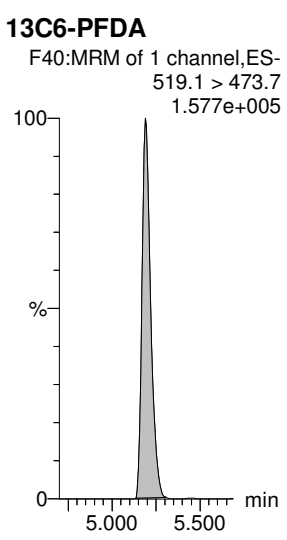
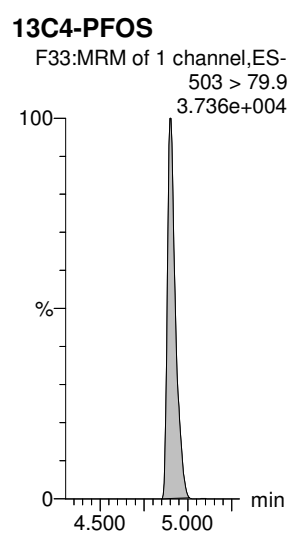
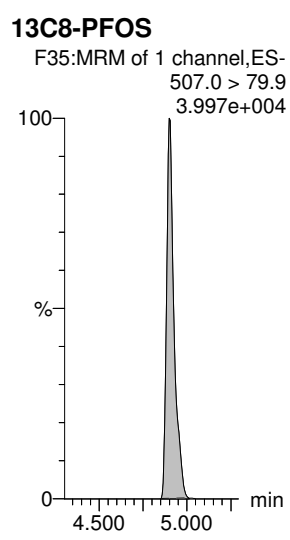
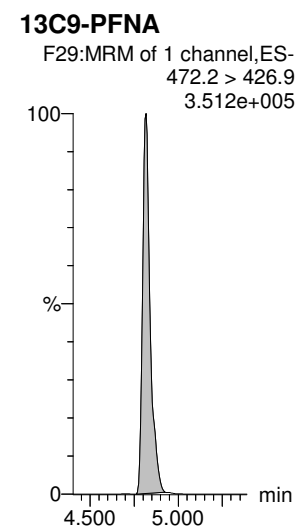
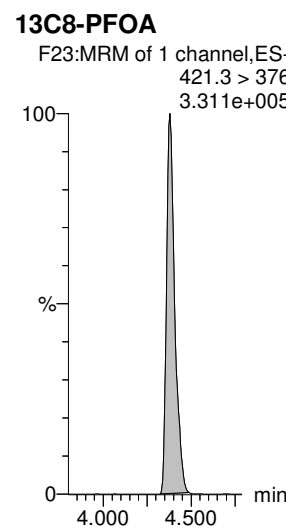
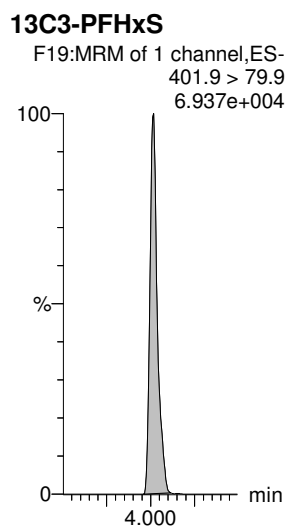
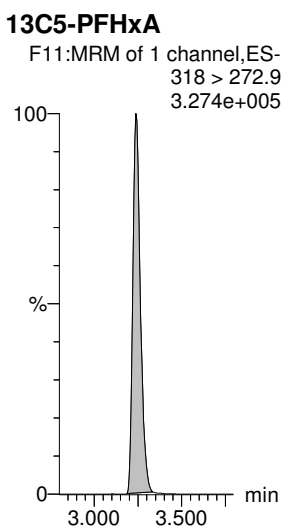
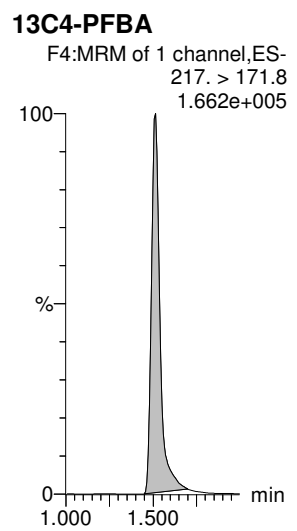
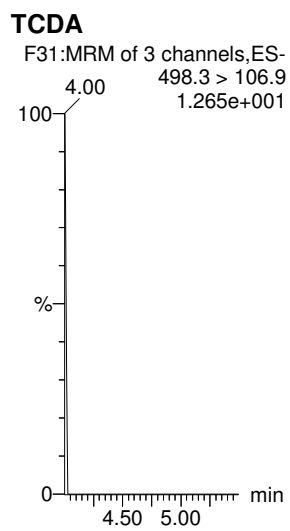
Name: 180521M1_116, Date: 22-May-2018, Time: 13:32:43, ID: B8E0067-BS1 OPR 0.125, Description: OPR



Dataset: Z:\Projects\PFAS.PRO\Results\180521M1\180521M1-116.qld

Last Altered: Wednesday, May 23, 2018 14:43:18 Pacific Daylight Time
Printed: Wednesday, May 23, 2018 14:44:01 Pacific Daylight Time

Name: 180521M1_116, Date: 22-May-2018, Time: 13:32:43, ID: B8E0067-BS1 OPR 0.125, Description: OPR



Dataset: Z:\Projects\PFAS.PRO\Results\180521M1\180521M1-120.qld

Last Altered: Wednesday, May 23, 2018 15:17:53 Pacific Daylight Time

Printed: Wednesday, May 23, 2018 15:18:41 Pacific Daylight Time

Method: Z:\Projects\PFAS.PRO\MethDB\PFAS_FULL_80C_052118.mdb 21 May 2018 20:25:56

Calibration: Z:\Projects\PFAS.PRO\CurveDB\C18_VAL-PFAS_Q4_05-21-18.cdb 21 May 2018 20:24:03

Name: 180521M1_120, Date: 22-May-2018, Time: 14:18:41, ID: 1800888-01 OC-RW06-0518 0.12292, Description: OC-RW06-0518

#	Name	Trace	Area	IS Area	Wt./Vol.	RRF	Pred.RT	RT	y Axis Resp.	Conc.	%Rec	Ion Ratio	Ratio Out?
1	3 PFBS	299.0 > 79.7	8.01e1	1.56e3	0.1229		2.75	2.74	0.643	2.11		2.591	NO
2	7 PFHpA	363.0 > 318.9	1.09e3	1.21e4	0.1229		3.86	3.87	1.13	7.08		22.082	NO
3	8 L-PFHxS	398.9 > 79.6	2.50e2	1.34e3	0.1229		3.89	4.02	2.34	9.18		1.877	NO
4	11 L-PFOA	413 > 368.7	4.06e3	1.52e4	0.1229		4.40	4.39	3.35	24.2		4.813	NO
5	14 PFNA	463.0 > 418.8	4.97e2	1.60e4	0.1229		4.77	4.82	0.389	2.50		4.994	NO
6	16 L-PFOS	499.1 > 79.9	1.44e3	3.42e3	0.1229		4.92	4.90	5.28	41.3		2.904	YES
7	36 13C3-PFBS	302. > 98.8	1.56e3	1.35e4	0.1229	0.107	2.70	2.75	1.44	109	107.6		
8	38 13C4-PFHpA	367.2 > 321.8	1.21e4	1.35e4	0.1229	0.849	3.83	3.86	11.2	107	105.4		
9	39 18O2-PFHxS	403.0 > 102.6	1.34e3	3.25e3	0.1229	0.433	3.98	4.02	5.14	96.6	95.0		

Dataset: Z:\Projects\PFAS.PRO\Results\180521M1\180521M1-120.qld

Last Altered: Wednesday, May 23, 2018 15:17:53 Pacific Daylight Time

Printed: Wednesday, May 23, 2018 15:18:58 Pacific Daylight Time

Method: Z:\Projects\PFAS.PRO\MethDB\PFAS_FULL_80C_052118.mdb 21 May 2018 20:25:56

Calibration: Z:\Projects\PFAS.PRO\CurveDB\C18_VAL-PFAS_Q4_05-21-18.cdb 21 May 2018 20:24:03

Name: 180521M1_120, Date: 22-May-2018, Time: 14:18:41, ID: 1800888-01 OC-RW06-0518 0.12292, Description: OC-RW06-0518

	# Name	Trace	Area	IS Area	Wt./Vol.	RRF	Pred.RT	RT	y Axis Resp.	Conc.	%Rec	Ion Ratio	Ratio Out?
1	41 13C2-PFOA	414.9 > 369.7	1.52e4	1.75e4	0.1229	1.075	4.34	4.39	10.8	81.8	80.4		
2	42 13C5-PFNA	468.2 > 422.9	1.60e4	2.06e4	0.1229	0.970	4.77	4.82	9.69	81.2	79.9		
3	44 13C8-PFOS	507.0 > 79.9	3.42e3	3.27e3	0.1229	0.998	4.86	4.90	13.1	107	105.1		
4	57 13C4-PFBA	217. > 171.8	8.57e3	8.57e3	0.1229	1.000	1.47	1.51	12.5	102	100.0		
5	58 13C5-PFHxA	318 > 272.9	1.35e4	1.35e4	0.1229	1.000	3.20	3.24	12.5	102	100.0		
6	59 13C3-PFHxS	401.9 > 79.9	3.25e3	3.25e3	0.1229	1.000	3.98	4.02	12.5	102	100.0		
7	60 13C8-PFOA	421.3 > 376	1.75e4	1.75e4	0.1229	1.000	4.34	4.39	12.5	102	100.0		
8	61 13C9-PFNA	472.2 > 426.9	2.06e4	2.06e4	0.1229	1.000	4.77	4.82	12.5	102	100.0		
9	62 13C4-PFOS	503 > 79.9	3.27e3	3.27e3	0.1229	1.000	4.86	4.90	12.5	102	100.0		
10	63 13C6-PFDA	519.1 > 473.7	1.74e4	1.74e4	0.1229	1.000	5.15	5.19	12.5	102	100.0		
11	64 13C7-PFUdA	570.1 > 524.8	1.81e4	1.81e4	0.1229	1.000	5.47	5.51	12.5	102	100.0		
12	65 Total PFHxS	398.9 > 79.6	2.50e2	1.34e3	0.1229		4.05		2.34	9.18			
13	66 Total PFOA	413 > 368.7	4.52e3	1.52e4	0.1229		4.30		3.73	26.6			
14	67 Total PFOS	499.1 > 79.9	1.44e3	3.42e3	0.1229		4.90		5.28	41.3			
15	71 Total PFOA+PFOS	499 > 79.9,41...											

Dataset: Z:\Projects\PFAS.PRO\Results\180521M1\180521M1-120.qld

Last Altered: Wednesday, May 23, 2018 15:17:53 Pacific Daylight Time

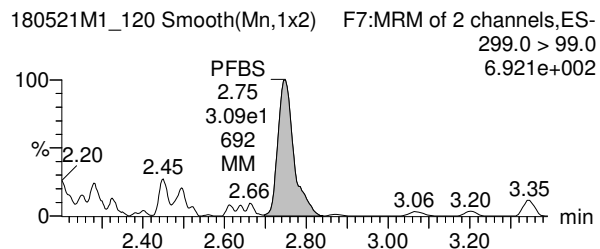
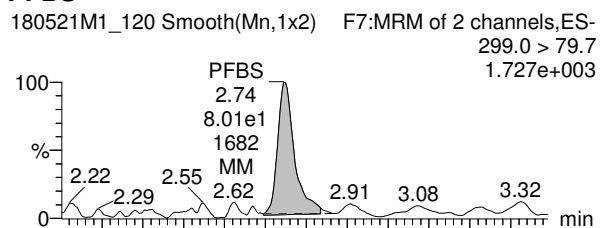
Printed: Wednesday, May 23, 2018 15:18:58 Pacific Daylight Time

Method: Z:\Projects\PFAS.PRO\MethDB\PFAS_FULL_80C_052118.mdb 21 May 2018 20:25:56

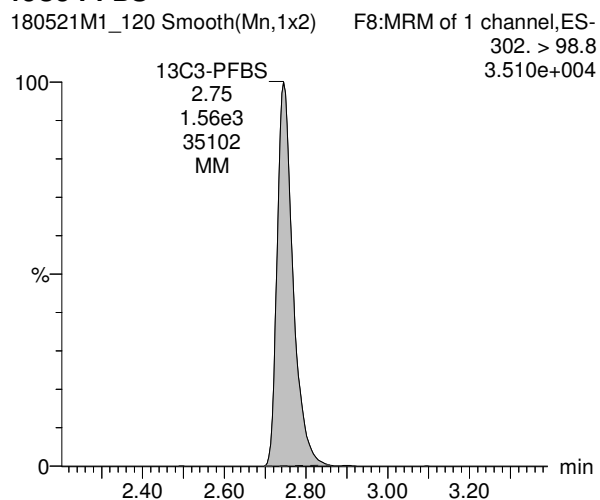
Calibration: Z:\Projects\PFAS.PRO\CurveDB\C18_VAL-PFAS_Q4_05-21-18.cdb 21 May 2018 20:24:03

Name: 180521M1_120, Date: 22-May-2018, Time: 14:18:41, ID: 1800888-01 OC-RW06-0518 0.12292, Description: OC-RW06-0518

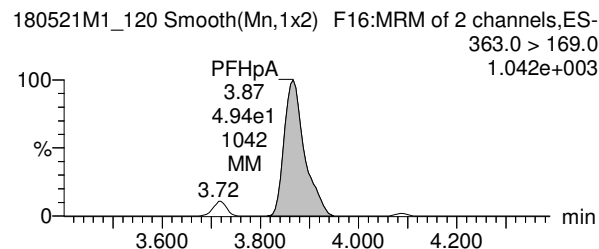
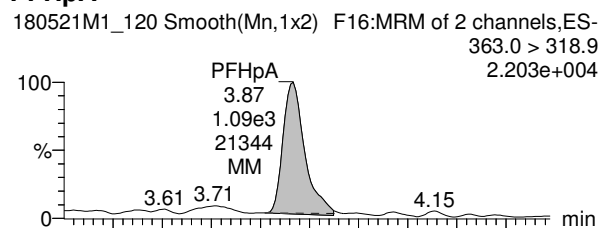
PFBS



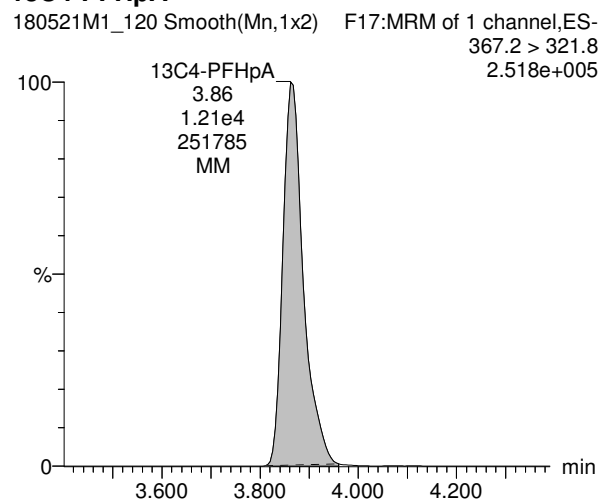
13C3-PFBS



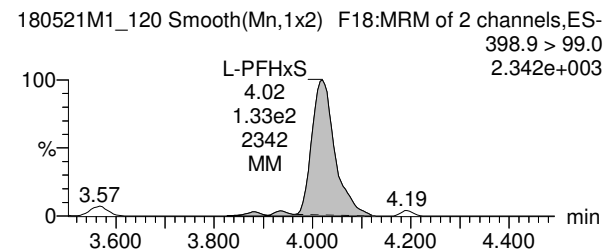
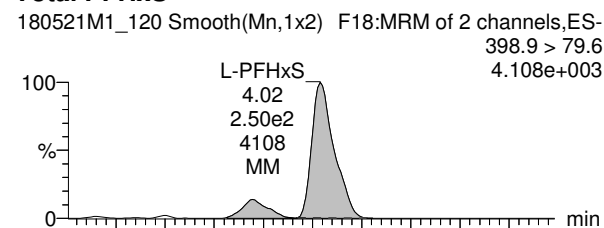
PFHpA



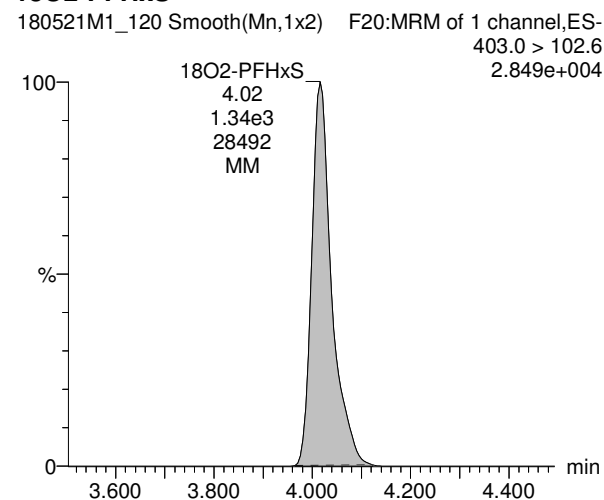
13C4-PFHpA



Total PFHxS



18O2-PFHxS



Dataset: Z:\Projects\PFAS.PRO\Results\180521M1\180521M1-120.qld

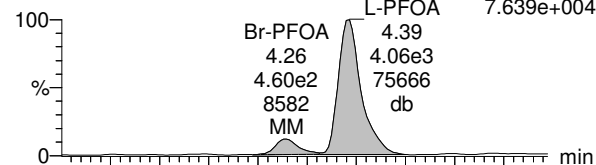
Last Altered: Wednesday, May 23, 2018 15:17:53 Pacific Daylight Time

Printed: Wednesday, May 23, 2018 15:18:58 Pacific Daylight Time

Name: 180521M1_120, Date: 22-May-2018, Time: 14:18:41, ID: 1800888-01 OC-RW06-0518 0.12292, Description: OC-RW06-0518

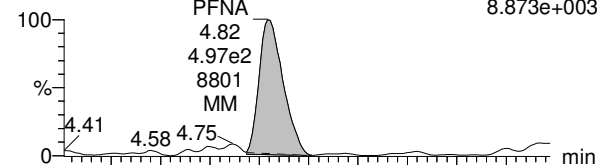
Total PFOA

180521M1_120 Smooth(Mn,1x2) F21:MRM of 2 channels,ES-
413 > 368.7
7.639e+004



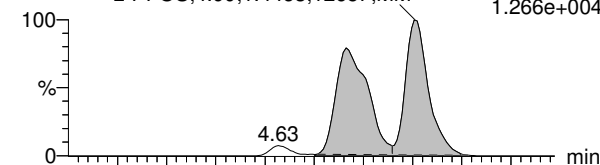
PFNA

180521M1_120 Smooth(Mn,1x2) F27:MRM of 2 channels,ES-
463.0 > 418.8
8.873e+003

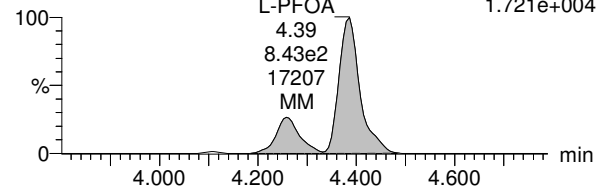


Total PFOS

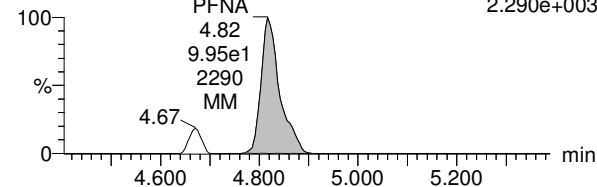
180521M1_120 Smooth(Mn,1x2) F32:MRM of 2 channels,ES-
499.1 > 79.9
1.266e+004



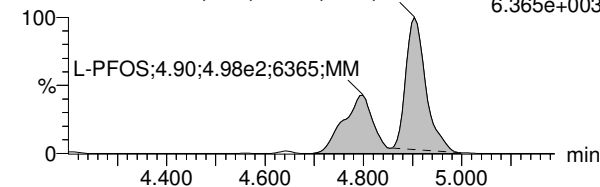
180521M1_120 Smooth(Mn,1x2) F21:MRM of 2 channels,ES-
413 > 169
1.721e+004



180521M1_120 Smooth(Mn,1x2) F27:MRM of 2 channels,ES-
463.0 > 219.0
2.290e+003

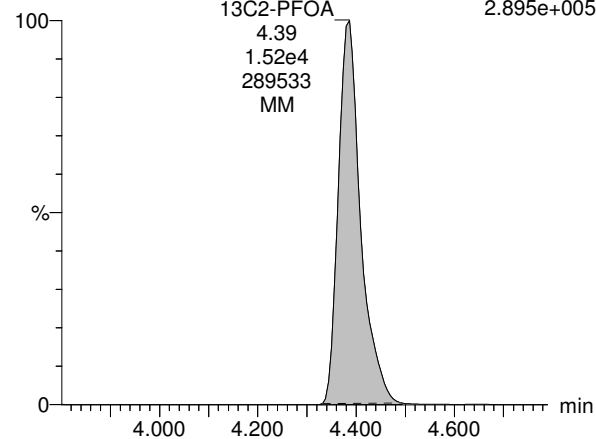


180521M1_120 Smooth(Mn,1x2) F32:MRM of 2 channels,ES-
499.1 > 98.9
6.365e+003



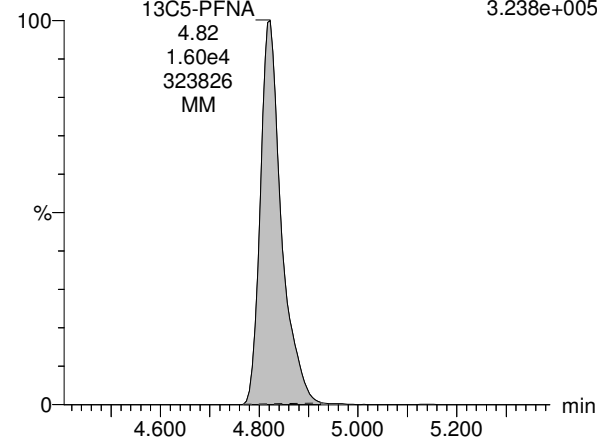
13C2-PFOA

180521M1_120 Smooth(Mn,1x2) F22:MRM of 1 channel,ES-
414.9 > 369.7
2.895e+005



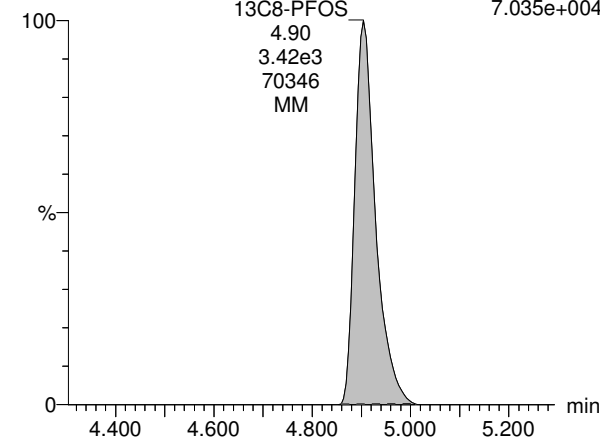
13C5-PFNA

180521M1_120 Smooth(Mn,1x2) F28:MRM of 1 channel,ES-
468.2 > 422.9
3.238e+005



13C8-PFOS

180521M1_120 Smooth(Mn,1x2) F35:MRM of 1 channel,ES-
507.0 > 79.9
7.035e+004



Dataset: Z:\Projects\PFAS.PRO\Results\180521M1\180521M1-120.qld

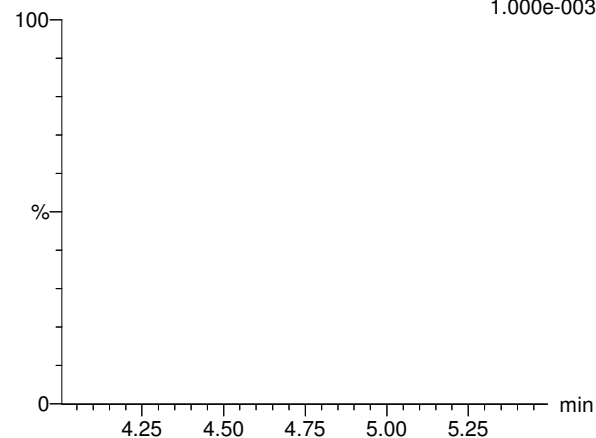
Last Altered: Wednesday, May 23, 2018 15:17:53 Pacific Daylight Time

Printed: Wednesday, May 23, 2018 15:18:58 Pacific Daylight Time

Name: 180521M1_120, Date: 22-May-2018, Time: 14:18:41, ID: 1800888-01 OC-RW06-0518 0.12292, Description: OC-RW06-0518

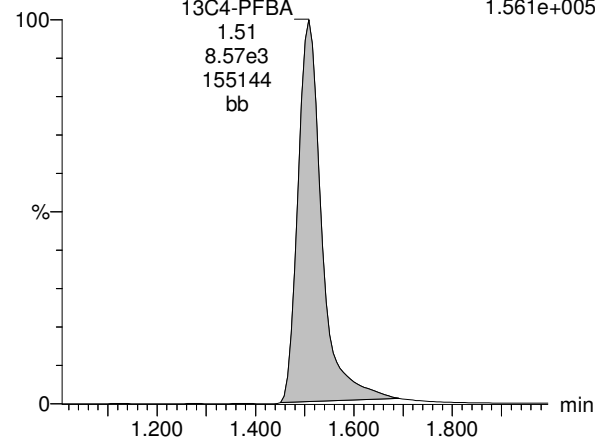
TCDA

180521M1_120 Smooth(Mn,1x2) F31:MRM of 3 channels,ES-
498.3 > 106.9
1.000e-003



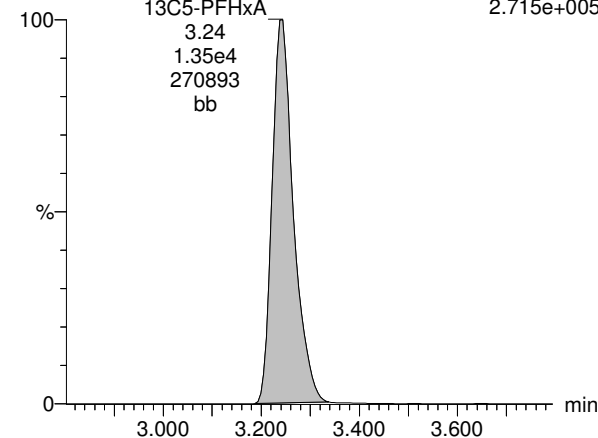
13C4-PFBA

180521M1_120 Smooth(Mn,1x2) F4:MRM of 1 channel,ES-
217. > 171.8
1.561e+005



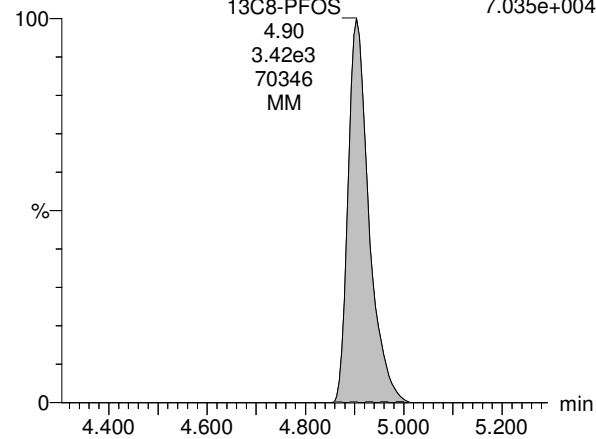
13C5-PFHxA

180521M1_120 Smooth(Mn,1x2) F11:MRM of 1 channel,ES-
318 > 272.9
2.715e+005



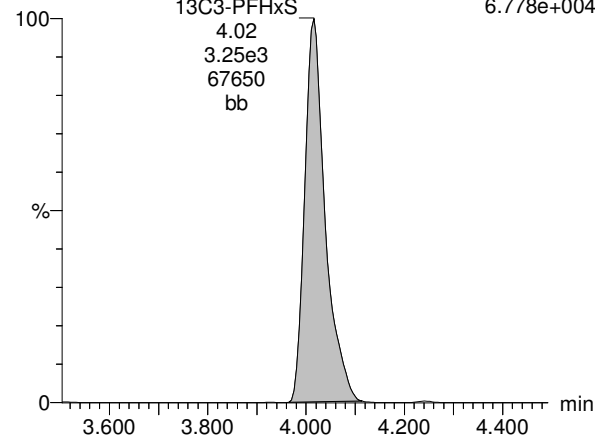
13C8-PFOS

180521M1_120 Smooth(Mn,1x2) F35:MRM of 1 channel,ES-
507.0 > 79.9
7.035e+004



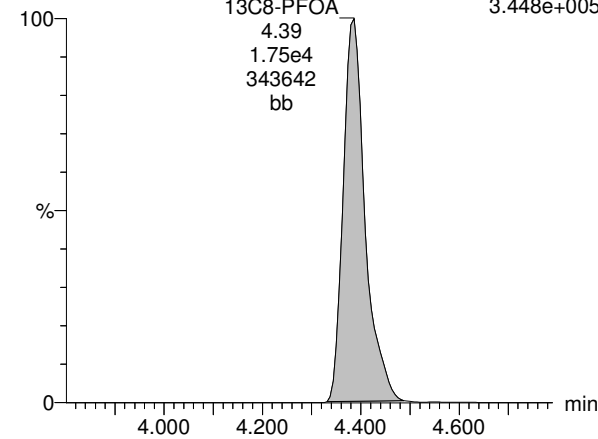
13C3-PFHxS

180521M1_120 Smooth(Mn,1x2) F19:MRM of 1 channel,ES-
401.9 > 79.9
6.778e+004



13C8-PFOA

180521M1_120 Smooth(Mn,1x2) F23:MRM of 1 channel,ES-
421.3 > 376
3.448e+005



Dataset: Z:\Projects\PFAS.PRO\Results\180521M1\180521M1-120.qld

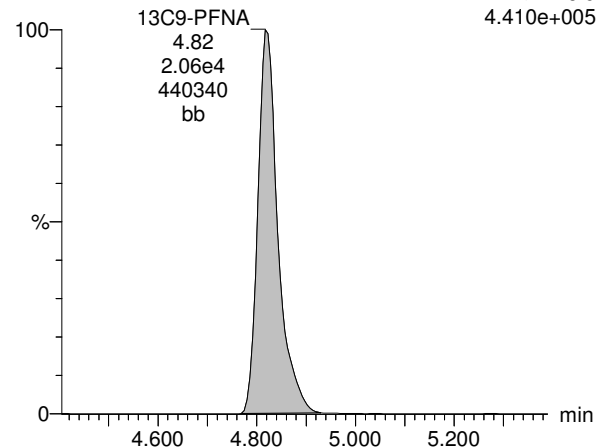
Last Altered: Wednesday, May 23, 2018 15:17:53 Pacific Daylight Time

Printed: Wednesday, May 23, 2018 15:18:58 Pacific Daylight Time

Name: 180521M1_120, Date: 22-May-2018, Time: 14:18:41, ID: 1800888-01 OC-RW06-0518 0.12292, Description: OC-RW06-0518

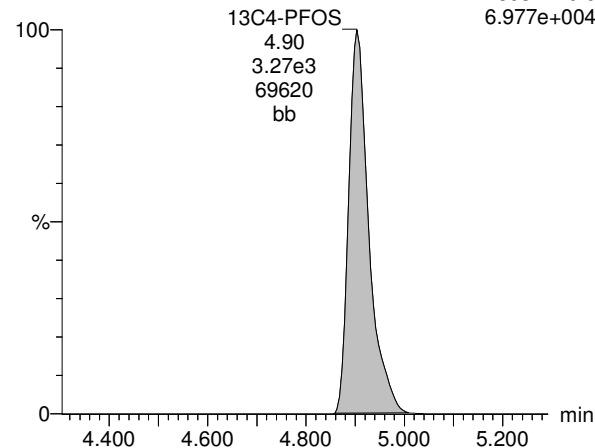
13C9-PFNA

180521M1_120 Smooth(Mn,1x2) F29:MRM of 1 channel,ES-
472.2 > 426.9
4.410e+005



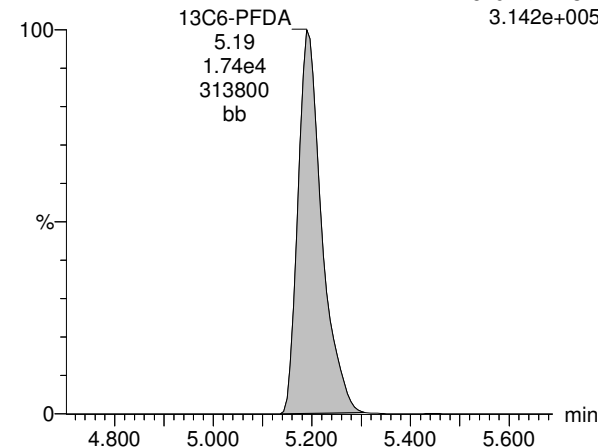
13C4-PFOS

180521M1_120 Smooth(Mn,1x2) F33:MRM of 1 channel,ES-
503 > 79.9
6.977e+004



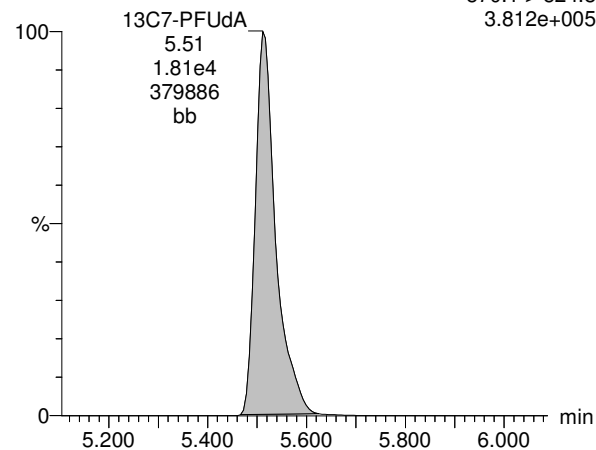
13C6-PFDA

180521M1_120 Smooth(Mn,1x2) F40:MRM of 1 channel,ES-
519.1 > 473.7
3.142e+005



13C7-PFUdA

180521M1_120 Smooth(Mn,1x2) F49:MRM of 1 channel,ES-
570.1 > 524.8
3.812e+005



Dataset: Z:\Projects\PFAS.PRO\Results\180521M1\180521M1-118.qld

Last Altered: Wednesday, May 23, 2018 14:55:47 Pacific Daylight Time

Printed: Wednesday, May 23, 2018 15:00:45 Pacific Daylight Time

Method: Z:\Projects\PFAS.PRO\MethDB\PFAS_FULL_80C_052118.mdb 21 May 2018 20:25:56

Calibration: Z:\Projects\PFAS.PRO\CurveDB\C18_VAL-PFAS_Q4_05-21-18.cdb 21 May 2018 20:24:03

Name: 180521M1_118, Date: 22-May-2018, Time: 13:55:41, ID: B8E0067-MS1 Matrix Spike 0.12078, Description: Matrix Spike

#	Name	Trace	Area	IS Area	Wt./Vol.	RRF	Pred.RT	RT	y Axis Resp.	Conc.	%Rec	Ion Ratio	Ratio Out?
1	3 PFBS	299.0 > 79.7	2.50e3	1.71e3	0.1208		2.75	2.74	18.3	72.7		2.648	NO
2	7 PFHpA	363.0 > 318.9	1.06e4	1.12e4	0.1208		3.86	3.86	11.9	83.3		29.913	NO
3	8 L-PFHxS	398.9 > 79.6	2.10e3	1.37e3	0.1208		3.88	4.01	19.1	85.5		1.630	NO
4	11 L-PFOA	413 > 368.7	1.50e4	1.42e4	0.1208		4.40	4.38	13.3	99.3		5.809	NO
5	14 PFNA	463.0 > 418.8	1.16e4	1.31e4	0.1208		4.77	4.82	11.1	80.3		5.435	NO
6	16 L-PFOS	499.1 > 79.9	3.72e3	3.65e3	0.1208		4.92	4.90	12.8	102		2.090	NO
7	36 13C3-PFBS	302. > 98.8	1.71e3	1.40e4	0.1208	0.107	2.70	2.75	1.53	118	114.2		
8	38 13C4-PFHpA	367.2 > 321.8	1.12e4	1.40e4	0.1208	0.849	3.83	3.86	9.98	97.3	94.0		
9	39 18O2-PFHxS	403.0 > 102.6	1.37e3	3.22e3	0.1208	0.433	3.98	4.01	5.33	102	98.5		

Dataset: Z:\Projects\PFAS.PRO\Results\180521M1\180521M1-118.qld

Last Altered: Wednesday, May 23, 2018 14:55:47 Pacific Daylight Time

Printed: Wednesday, May 23, 2018 15:00:58 Pacific Daylight Time

Method: Z:\Projects\PFAS.PRO\MethDB\PFAS_FULL_80C_052118.mdb 21 May 2018 20:25:56

Calibration: Z:\Projects\PFAS.PRO\CurveDB\C18_VAL-PFAS_Q4_05-21-18.cdb 21 May 2018 20:24:03

Name: 180521M1_118, Date: 22-May-2018, Time: 13:55:41, ID: B8E0067-MS1 Matrix Spike 0.12078, Description: Matrix Spike

	# Name	Trace	Area	IS Area	Wt./Vol.	RRF	Pred.RT	RT	y Axis Resp.	Conc.	%Rec	Ion Ratio	Ratio Out?
1	41 13C2-PFOA	414.9 > 369.7	1.42e4	1.51e4	0.1208	1.075	4.34	4.38	11.8	90.5	87.4		
2	42 13C5-PFNA	468.2 > 422.9	1.31e4	1.71e4	0.1208	0.970	4.77	4.82	9.61	82.0	79.2		
3	44 13C8-PFOS	507.0 > 79.9	3.65e3	3.14e3	0.1208	0.998	4.86	4.90	14.5	121	116.5		
4	57 13C4-PFBA	217. > 171.8	8.44e3	8.44e3	0.1208	1.000	1.47	1.52	12.5	103	100.0		
5	58 13C5-PFHxA	318 > 272.9	1.40e4	1.40e4	0.1208	1.000	3.20	3.24	12.5	103	100.0		
6	59 13C3-PFHxS	401.9 > 79.9	3.22e3	3.22e3	0.1208	1.000	3.98	4.01	12.5	103	100.0		
7	60 13C8-PFOA	421.3 > 376	1.51e4	1.51e4	0.1208	1.000	4.34	4.38	12.5	103	100.0		
8	61 13C9-PFNA	472.2 > 426.9	1.71e4	1.71e4	0.1208	1.000	4.77	4.81	12.5	103	100.0		
9	62 13C4-PFOS	503 > 79.9	3.14e3	3.14e3	0.1208	1.000	4.86	4.90	12.5	103	100.0		
10	63 13C6-PFDA	519.1 > 473.7	1.70e4	1.70e4	0.1208	1.000	5.15	5.19	12.5	103	100.0		
11	64 13C7-PFUdA	570.1 > 524.8	1.54e4	1.54e4	0.1208	1.000	5.47	5.51	12.5	103	100.0		
12	65 Total PFHxS	398.9 > 79.6	2.10e3	1.37e3	0.1208		4.05		19.1	85.5			
13	66 Total PFOA	413 > 368.7	1.55e4	1.42e4	0.1208		4.30		13.7	102			
14	67 Total PFOS	499.1 > 79.9	3.72e3	3.65e3	0.1208		4.90		12.8	102			
15	71 Total PFOA+PFOS	499 > 79.9,41...											

Dataset: Z:\Projects\PFAS.PRO\Results\180521M1\180521M1-118.qld

Last Altered: Wednesday, May 23, 2018 14:55:47 Pacific Daylight Time

Printed: Wednesday, May 23, 2018 15:00:58 Pacific Daylight Time

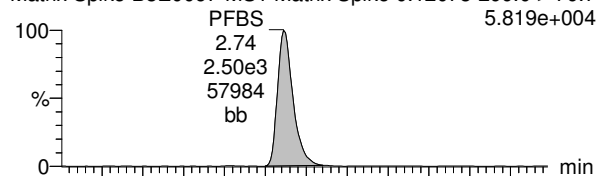
Method: Z:\Projects\PFAS.PRO\MethDB\PFAS_FULL_80C_052118.mdb 21 May 2018 20:25:56

Calibration: Z:\Projects\PFAS.PRO\CurveDB\C18_VAL-PFAS_Q4_05-21-18.cdb 21 May 2018 20:24:03

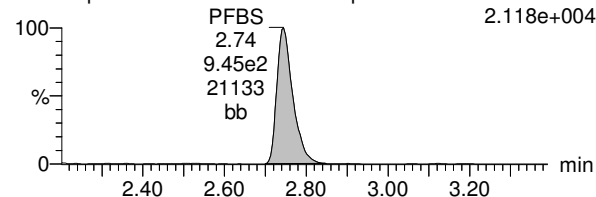
Name: 180521M1_118, Date: 22-May-2018, Time: 13:55:41, ID: B8E0067-MS1 Matrix Spike 0.12078, Description: Matrix Spike

PFBS

180521M1_118 Smooth(Mn,1x2) F7:MRM of 2 channels,ES-Matrix Spike B8E0067-MS1 Matrix Spike 0.12078 299.0 > 79.7

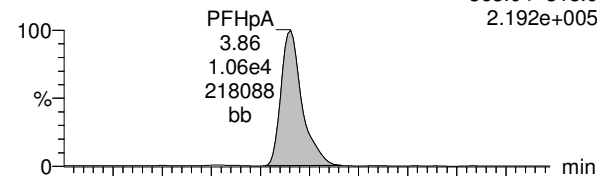


180521M1_118 Smooth(Mn,1x2) F7:MRM of 2 channels,ES-Matrix Spike B8E0067-MS1 Matrix Spike 0.12078 299.0 > 99.0

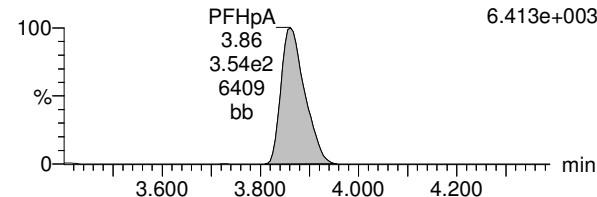


PFHpA

180521M1_118 Smooth(Mn,1x2) F16:MRM of 2 channels,ES-363.0 > 318.9

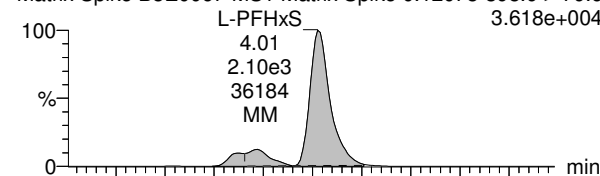


180521M1_118 Smooth(Mn,1x2) F16:MRM of 2 channels,ES-363.0 > 169.0

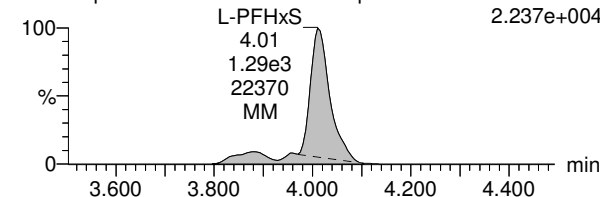


Total PFHxS

180521M1_118 Smooth(Mn,1x2) F18:MRM of 2 channels,ES-Matrix Spike B8E0067-MS1 Matrix Spike 0.12078 398.9 > 79.6

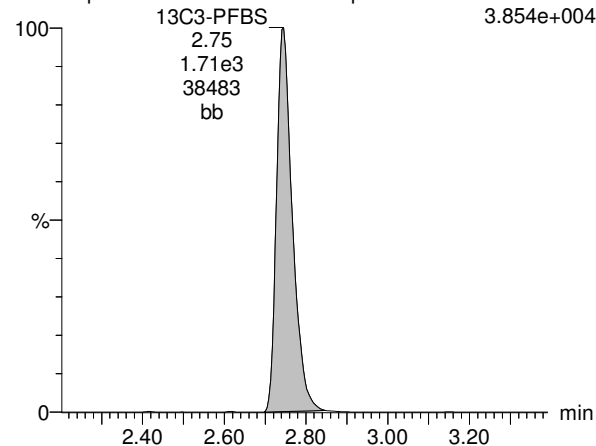


180521M1_118 Smooth(Mn,1x2) F18:MRM of 2 channels,ES-Matrix Spike B8E0067-MS1 Matrix Spike 0.12078 398.9 > 99.0



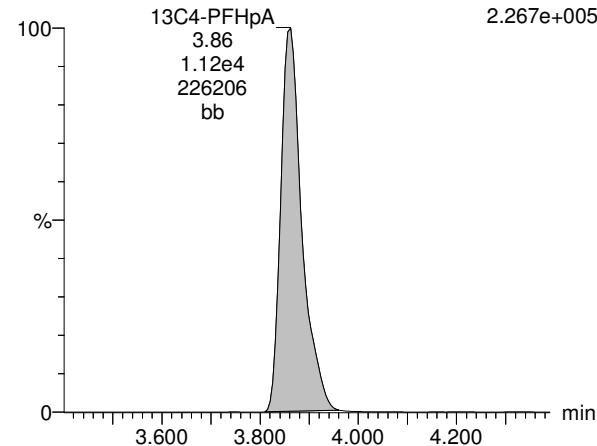
13C3-PFBS

180521M1_118 Smooth(Mn,1x2) F8:MRM of 1 channel,ES-Matrix Spike B8E0067-MS1 Matrix Spike 0.12078 302. > 98.8



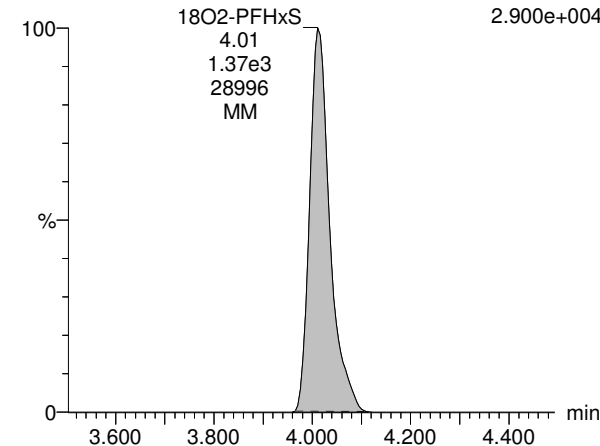
13C4-PFHpA

180521M1_118 Smooth(Mn,1x2) F17:MRM of 1 channel,ES-367.2 > 321.8



18O2-PFHxS

180521M1_118 Smooth(Mn,1x2) F20:MRM of 1 channel,ES-403.0 > 102.6



Dataset: Z:\Projects\PFAS.PRO\Results\180521M1\180521M1-118.qld

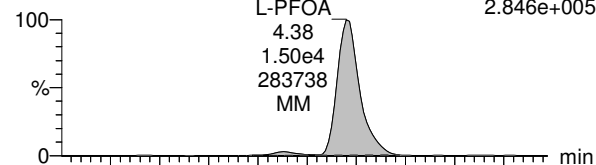
Last Altered: Wednesday, May 23, 2018 14:55:47 Pacific Daylight Time

Printed: Wednesday, May 23, 2018 15:00:58 Pacific Daylight Time

Name: 180521M1_118, Date: 22-May-2018, Time: 13:55:41, ID: B8E0067-MS1 Matrix Spike 0.12078, Description: Matrix Spike

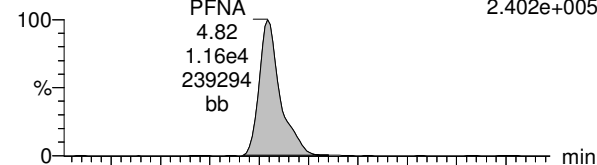
Total PFOA

180521M1_118 Smooth(Mn,1x2) F21:MRM of 2 channels,ES-
Matrix Spike B8E0067-MS1 Matrix Spike 0.12078 413 > 368.7
L-PFOA 2.846e+005



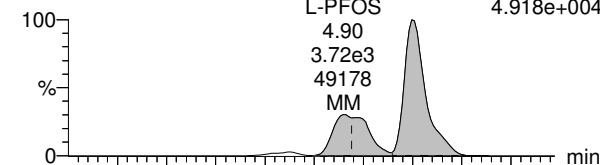
PFNA

180521M1_118 Smooth(Mn,1x2) F27:MRM of 2 channels,ES-
463.0 > 418.8
PFNA 2.402e+005

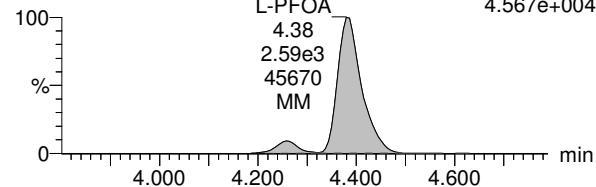


Total PFOS

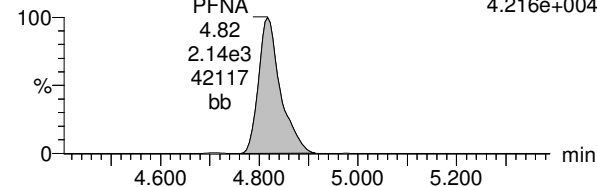
180521M1_118 Smooth(Mn,1x2) F32:MRM of 2 channels,ES-
Matrix Spike B8E0067-MS1 Matrix Spike 0.12078 499.1 > 79.9
L-PFOS 4.918e+004



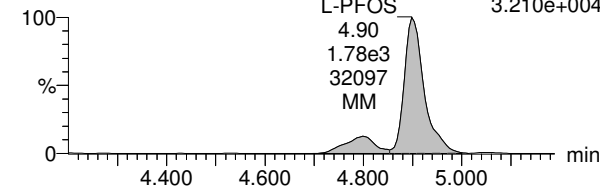
180521M1_118 Smooth(Mn,1x2) F21:MRM of 2 channels,ES-
Matrix Spike B8E0067-MS1 Matrix Spike 0.12078 413 > 169
L-PFOA 4.567e+004



180521M1_118 Smooth(Mn,1x2) F27:MRM of 2 channels,ES-
463.0 > 219.0
PFNA 4.216e+004

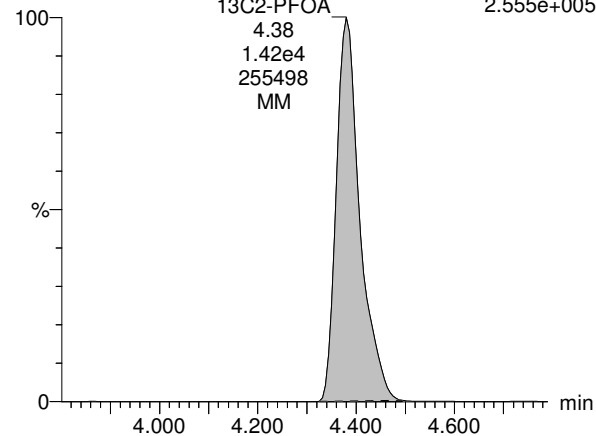


180521M1_118 Smooth(Mn,1x2) F32:MRM of 2 channels,ES-
Matrix Spike B8E0067-MS1 Matrix Spike 0.12078 499.1 > 98.9
L-PFOS 3.210e+004



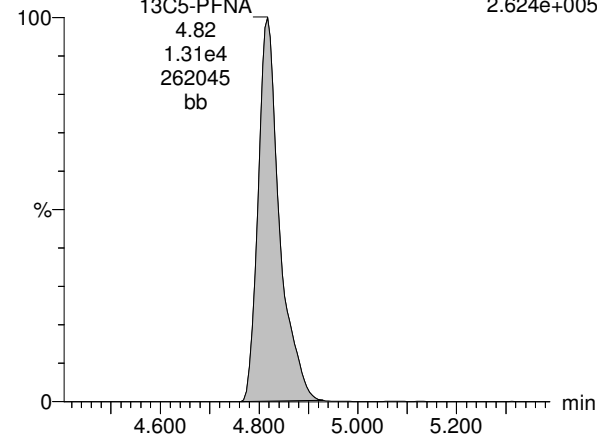
13C2-PFOA

180521M1_118 Smooth(Mn,1x2) F22:MRM of 1 channel,ES-
414.9 > 369.7
13C2-PFOA 2.555e+005



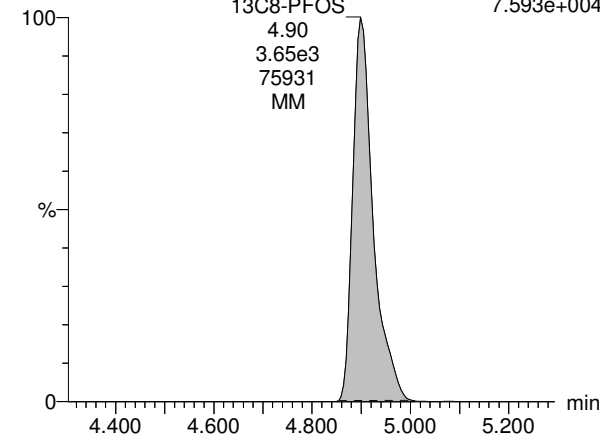
13C5-PFNA

180521M1_118 Smooth(Mn,1x2) F28:MRM of 1 channel,ES-
468.2 > 422.9
13C5-PFNA 2.624e+005



13C8-PFOS

180521M1_118 Smooth(Mn,1x2) F35:MRM of 1 channel,ES-
Matrix Spike B8E0067-MS1 Matrix Spike 0.12078 507.0 > 79.9
13C8-PFOS 7.593e+004



Dataset: Z:\Projects\PFAS.PRO\Results\180521M1\180521M1-118.qld

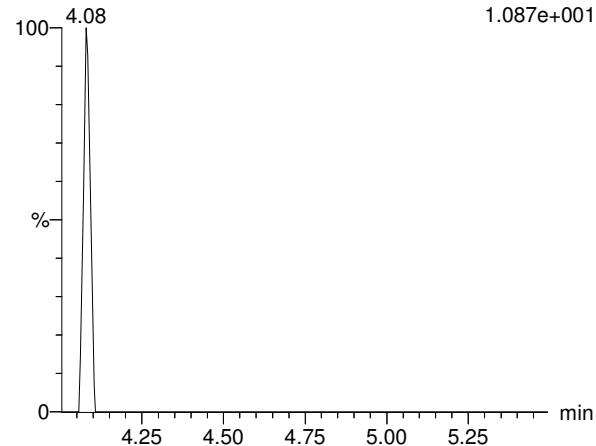
Last Altered: Wednesday, May 23, 2018 14:55:47 Pacific Daylight Time

Printed: Wednesday, May 23, 2018 15:00:58 Pacific Daylight Time

Name: 180521M1_118, Date: 22-May-2018, Time: 13:55:41, ID: B8E0067-MS1 Matrix Spike 0.12078, Description: Matrix Spike

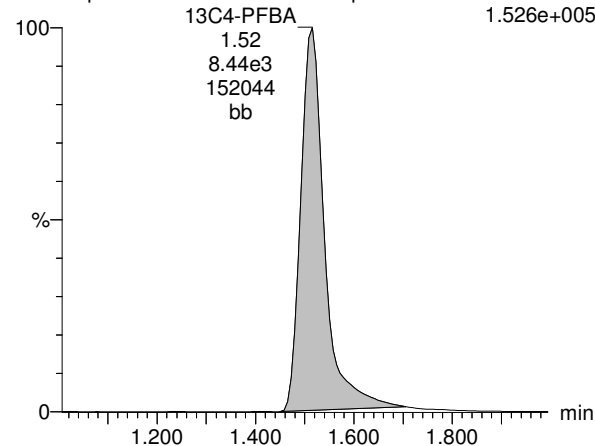
TCDA

180521M1_118 Smooth(Mn,1x2) F31:MRM of 3 channels,ES-
498.3 > 106.9
1.087e+001



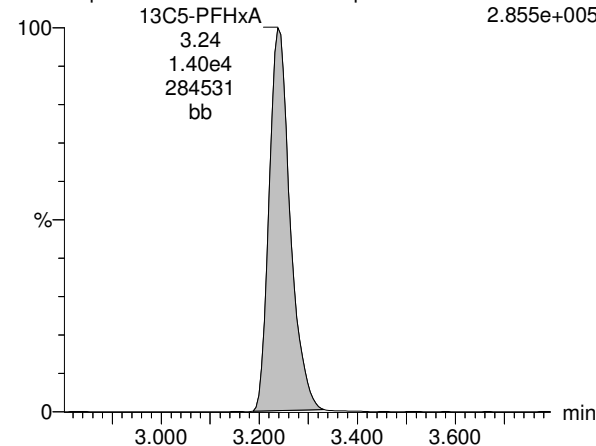
13C4-PFBA

180521M1_118 Smooth(Mn,1x2) F4:MRM of 1 channel,ES-
Matrix Spike B8E0067-MS1 Matrix Spike 0.12078 217. > 171.8
1.526e+005



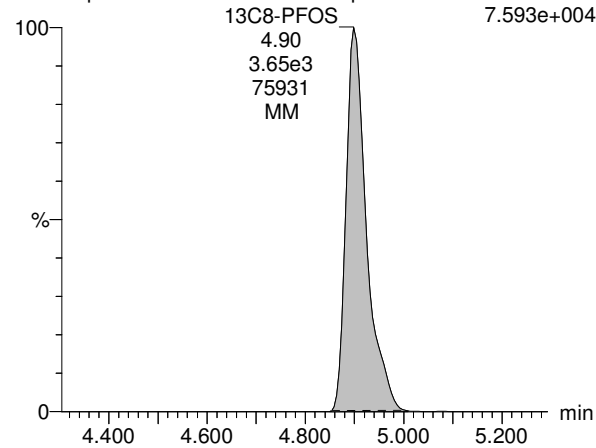
13C5-PFHxA

180521M1_118 Smooth(Mn,1x2) F11:MRM of 1 channel,ES-
Matrix Spike B8E0067-MS1 Matrix Spike 0.12078 318 > 272.9
2.855e+005



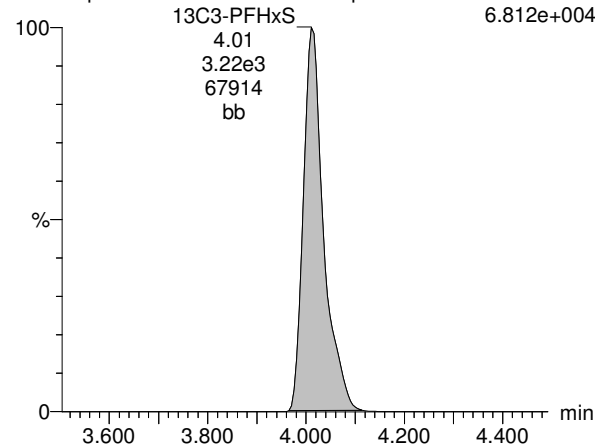
13C8-PFOS

180521M1_118 Smooth(Mn,1x2) F35:MRM of 1 channel,ES-
Matrix Spike B8E0067-MS1 Matrix Spike 0.12078 507.0 > 79.9
7.593e+004



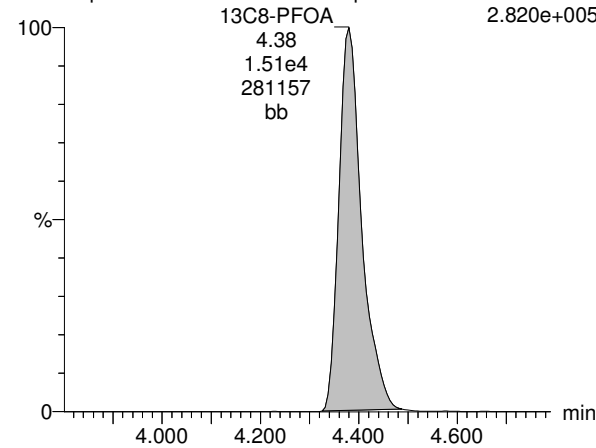
13C3-PFHxS

180521M1_118 Smooth(Mn,1x2) F19:MRM of 1 channel,ES-
Matrix Spike B8E0067-MS1 Matrix Spike 0.12078 401.9 > 79.9
6.812e+004



13C8-PFOA

180521M1_118 Smooth(Mn,1x2) F23:MRM of 1 channel,ES-
Matrix Spike B8E0067-MS1 Matrix Spike 0.12078 421.3 > 376
2.820e+005



Dataset: Z:\Projects\PFAS.PRO\Results\180521M1\180521M1-118.qld

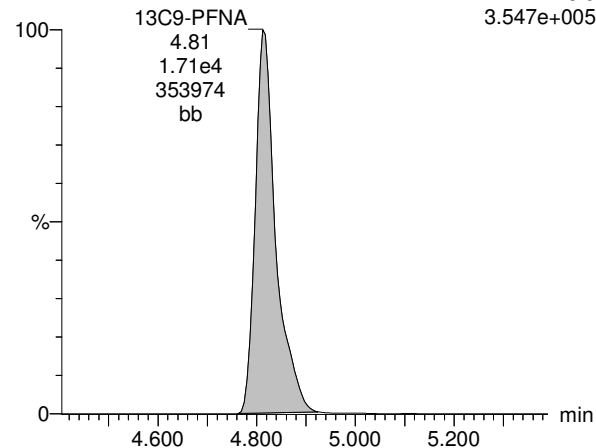
Last Altered: Wednesday, May 23, 2018 14:55:47 Pacific Daylight Time

Printed: Wednesday, May 23, 2018 15:00:58 Pacific Daylight Time

Name: 180521M1_118, Date: 22-May-2018, Time: 13:55:41, ID: B8E0067-MS1 Matrix Spike 0.12078, Description: Matrix Spike

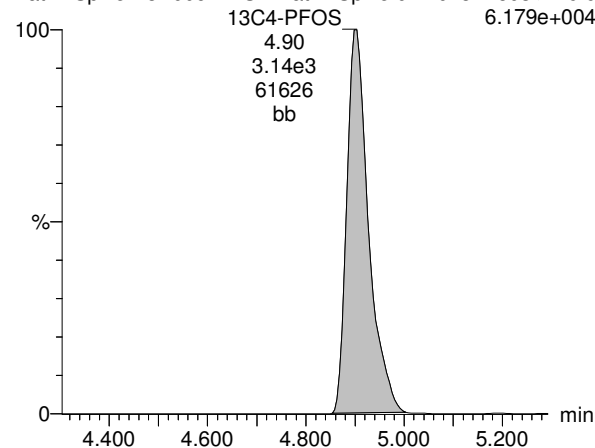
13C9-PFNA

180521M1_118 Smooth(Mn,1x2) F29:MRM of 1 channel,ES-
472.2 > 426.9
3.547e+005



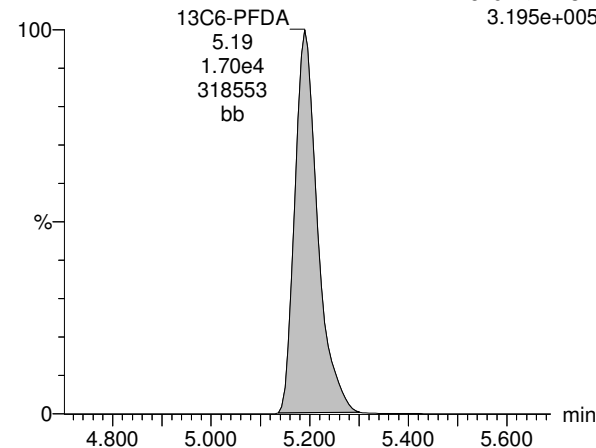
13C4-PFOS

180521M1_118 Smooth(Mn,1x2) F33:MRM of 1 channel,ES-
Matrix Spike B8E0067-MS1 Matrix Spike 0.12078 503 > 79.9
6.179e+004



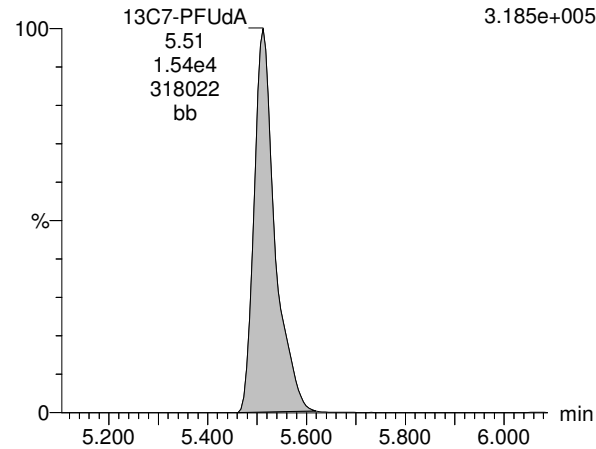
13C6-PFDA

180521M1_118 Smooth(Mn,1x2) F40:MRM of 1 channel,ES-
519.1 > 473.7
3.195e+005



13C7-PFUdA

180521M1_118 Smooth(Mn,1x2) F49:MRM of 1 channel,ES-
570.1 > 524.8
3.185e+005



Dataset: Z:\Projects\PFAS.PRO\Results\180521M1\180521M1-119.qld

Last Altered: Wednesday, May 23, 2018 15:07:47 Pacific Daylight Time

Printed: Wednesday, May 23, 2018 15:08:24 Pacific Daylight Time

Method: Z:\Projects\PFAS.PRO\MethDB\PFAS_FULL_80C_052118.mdb 21 May 2018 20:25:56

Calibration: Z:\Projects\PFAS.PRO\CurveDB\C18_VAL-PFAS_Q4_05-21-18.cdb 21 May 2018 20:24:03

Name: 180521M1_119, Date: 22-May-2018, Time: 14:07:11, ID: B8E0067-MSD1 Matrix Spike Dup 0.11439, Description: Matrix Spike Dup

	# Name	Trace	Area	IS Area	Wt./Vol.	RRF	Pred.RT	RT	y Axis Resp.	Conc.	%Rec	Ion Ratio	Ratio Out?
1	3 PFBS	299.0 > 79.7	2.45e3	1.59e3	0.1144		2.75	2.74	19.2	80.5		2.626	NO
2	7 PFHpA	363.0 > 318.9	9.33e3	1.11e4	0.1144		3.86	3.86	10.5	78.1		30.670	NO
3	8 L-PFHxS	398.9 > 79.6	1.97e3	1.27e3	0.1144		3.88	4.01	19.3	91.4		1.690	NO
4	11 L-PFOA	413 > 368.7	1.23e4	1.36e4	0.1144		4.40	4.38	11.3	88.7		4.140	NO
5	14 PFNA	463.0 > 418.8	1.23e4	1.36e4	0.1144		4.77	4.82	11.3	86.2		5.703	NO
6	16 L-PFOS	499.1 > 79.9	3.67e3	3.40e3	0.1144		4.92	4.90	13.5	114		1.997	NO
7	36 13C3-PFBS	302. > 98.8	1.59e3	1.37e4	0.1144	0.107	2.70	2.75	1.45	118	108.4		
8	38 13C4-PFHpA	367.2 > 321.8	1.11e4	1.37e4	0.1144	0.849	3.83	3.86	10.1	104	94.7		
9	39 18O2-PFHxS	403.0 > 102.6	1.27e3	3.15e3	0.1144	0.433	3.98	4.01	5.06	102	93.4		

Dataset: Z:\Projects\PFAS.PRO\Results\180521M1\180521M1-119.qld

Last Altered: Wednesday, May 23, 2018 15:07:47 Pacific Daylight Time

Printed: Wednesday, May 23, 2018 15:08:39 Pacific Daylight Time

Method: Z:\Projects\PFAS.PRO\MethDB\PFAS_FULL_80C_052118.mdb 21 May 2018 20:25:56

Calibration: Z:\Projects\PFAS.PRO\CurveDB\C18_VAL-PFAS_Q4_05-21-18.cdb 21 May 2018 20:24:03

Name: 180521M1_119, Date: 22-May-2018, Time: 14:07:11, ID: B8E0067-MSD1 Matrix Spike Dup 0.11439, Description: Matrix Spike Dup

	# Name	Trace	Area	IS Area	Wt./Vol.	RRF	Pred.RT	RT	y Axis Resp.	Conc.	%Rec	Ion Ratio	Ratio Out?
1	41 13C2-PFOA	414.9 > 369.7	1.36e4	1.53e4	0.1144	1.075	4.34	4.38	11.1	90.2	82.6		
2	42 13C5-PFNA	468.2 > 422.9	1.36e4	1.67e4	0.1144	0.970	4.77	4.82	10.1	91.2	83.5		
3	44 13C8-PFOS	507.0 > 79.9	3.40e3	3.49e3	0.1144	0.998	4.86	4.90	12.2	107	97.6		
4	57 13C4-PFBA	217. > 171.8	8.63e3	8.63e3	0.1144	1.000	1.47	1.51	12.5	109	100.0		
5	58 13C5-PFHxA	318 > 272.9	1.37e4	1.37e4	0.1144	1.000	3.20	3.24	12.5	109	100.0		
6	59 13C3-PFHxS	401.9 > 79.9	3.15e3	3.15e3	0.1144	1.000	3.98	4.01	12.5	109	100.0		
7	60 13C8-PFOA	421.3 > 376	1.53e4	1.53e4	0.1144	1.000	4.34	4.38	12.5	109	100.0		
8	61 13C9-PFNA	472.2 > 426.9	1.67e4	1.67e4	0.1144	1.000	4.77	4.82	12.5	109	100.0		
9	62 13C4-PFOS	503 > 79.9	3.49e3	3.49e3	0.1144	1.000	4.86	4.90	12.5	109	100.0		
10	63 13C6-PFDA	519.1 > 473.7	1.66e4	1.66e4	0.1144	1.000	5.15	5.19	12.5	109	100.0		
11	64 13C7-PFUdA	570.1 > 524.8	1.75e4	1.75e4	0.1144	1.000	5.47	5.51	12.5	109	100.0		
12	65 Total PFHxS	398.9 > 79.6	1.97e3	1.27e3	0.1144		4.05		19.3	91.4			
13	66 Total PFOA	413 > 368.7	1.27e4	1.36e4	0.1144		4.30		11.6	91.4			
14	67 Total PFOS	499.1 > 79.9	3.67e3	3.40e3	0.1144		4.90		13.5	114			
15	71 Total PFOA+PFOS	499 > 79.9,41...											

Dataset: Z:\Projects\PFAS.PRO\Results\180521M1\180521M1-119.qld

Last Altered: Wednesday, May 23, 2018 15:07:47 Pacific Daylight Time

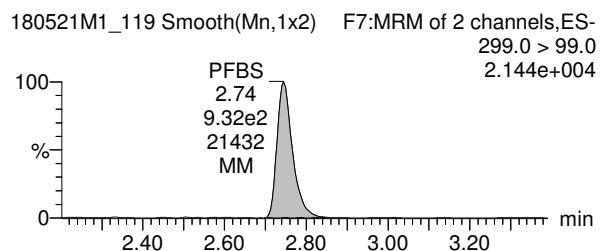
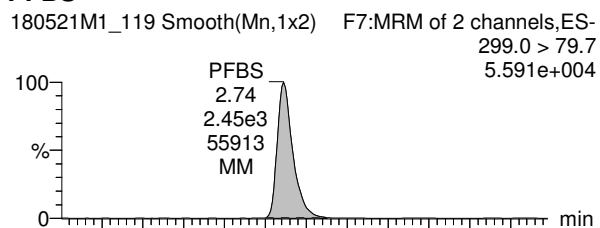
Printed: Wednesday, May 23, 2018 15:08:39 Pacific Daylight Time

Method: Z:\Projects\PFAS.PRO\MethDB\PFAS_FULL_80C_052118.mdb 21 May 2018 20:25:56

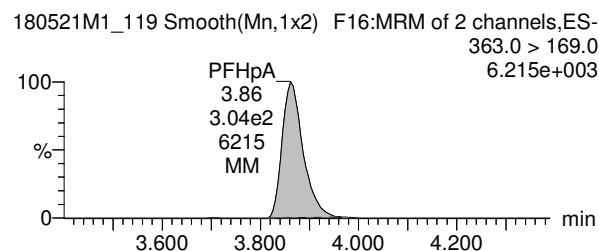
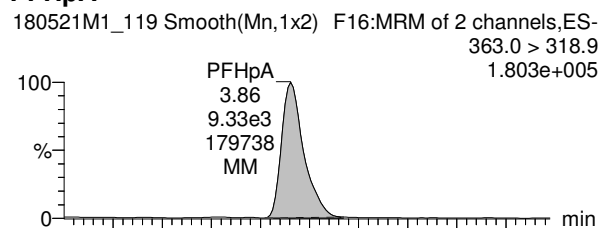
Calibration: Z:\Projects\PFAS.PRO\CurveDB\C18_VAL-PFAS_Q4_05-21-18.cdb 21 May 2018 20:24:03

Name: 180521M1_119, Date: 22-May-2018, Time: 14:07:11, ID: B8E0067-MSD1 Matrix Spike Dup 0.11439, Description: Matrix Spike Dup

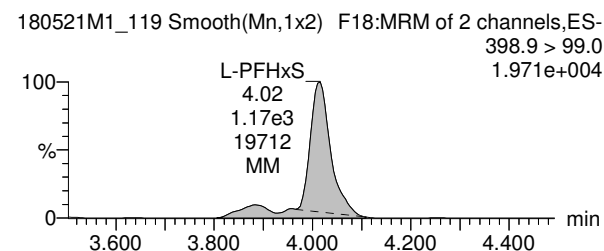
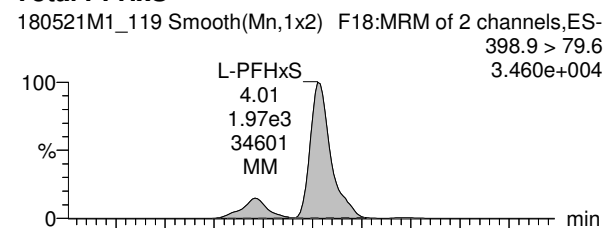
PFBS



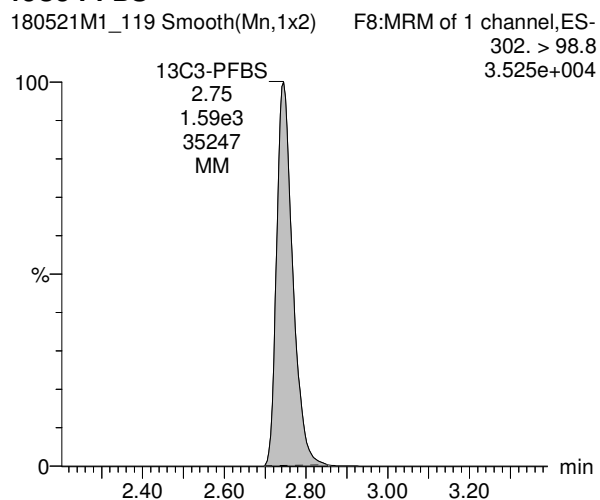
PFHpA



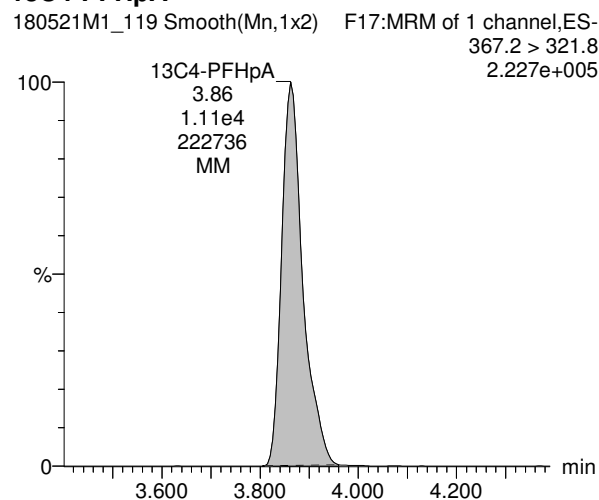
Total PFHxS



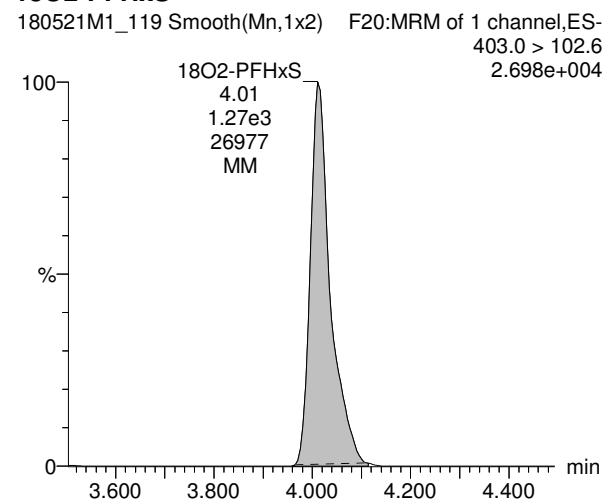
13C3-PFBS



13C4-PFHpA



18O2-PFHxS



Dataset: Z:\Projects\PFAS.PRO\Results\180521M1\180521M1-119.qld

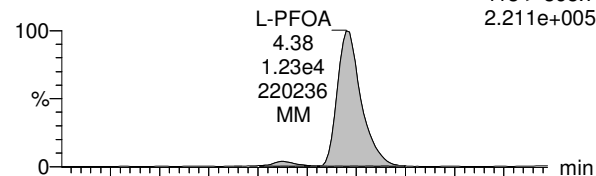
Last Altered: Wednesday, May 23, 2018 15:07:47 Pacific Daylight Time

Printed: Wednesday, May 23, 2018 15:08:39 Pacific Daylight Time

Name: 180521M1_119, Date: 22-May-2018, Time: 14:07:11, ID: B8E0067-MSD1 Matrix Spike Dup 0.11439, Description: Matrix Spike Dup

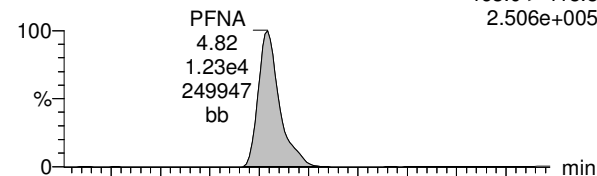
Total PFOA

180521M1_119 Smooth(Mn,1x2) F21:MRM of 2 channels,ES-413 > 368.7
2.211e+005



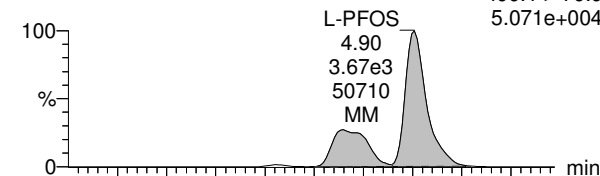
PFNA

180521M1_119 Smooth(Mn,1x2) F27:MRM of 2 channels,ES-463.0 > 418.8
2.506e+005

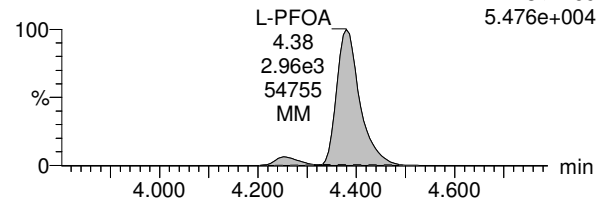


Total PFOS

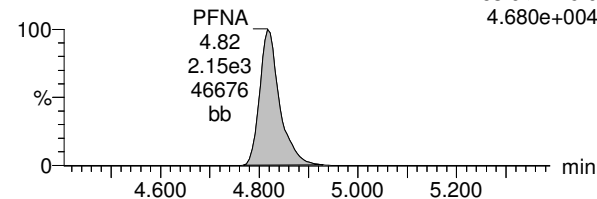
180521M1_119 Smooth(Mn,1x2) F32:MRM of 2 channels,ES-499.1 > 79.9
5.071e+004



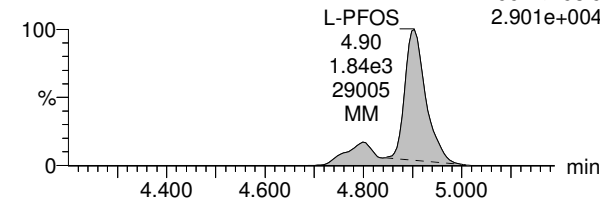
180521M1_119 Smooth(Mn,1x2) F21:MRM of 2 channels,ES-413 > 169
5.476e+004



180521M1_119 Smooth(Mn,1x2) F27:MRM of 2 channels,ES-463.0 > 219.0
4.680e+004

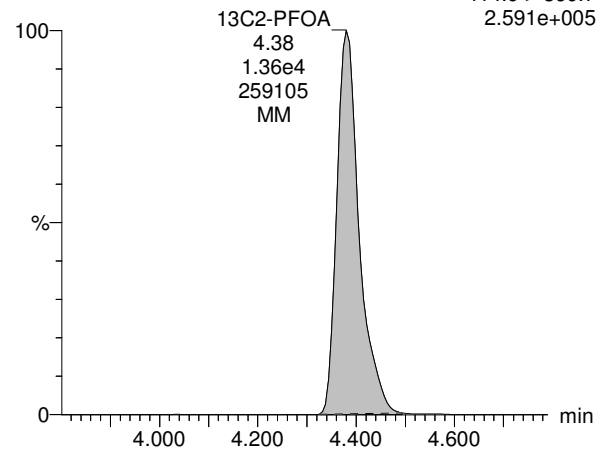


180521M1_119 Smooth(Mn,1x2) F32:MRM of 2 channels,ES-499.1 > 98.9
2.901e+004



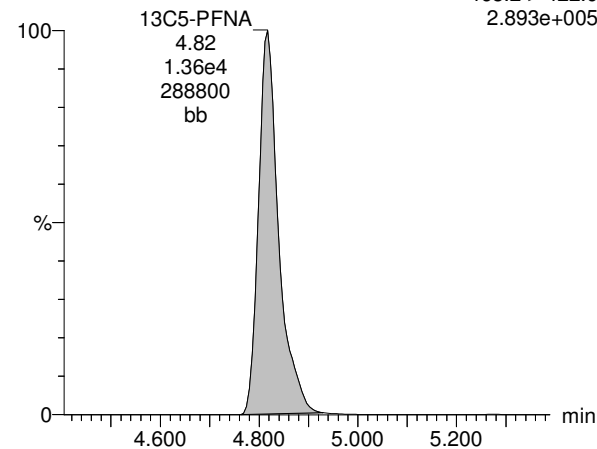
13C2-PFOA

180521M1_119 Smooth(Mn,1x2) F22:MRM of 1 channel,ES-414.9 > 369.7
2.591e+005



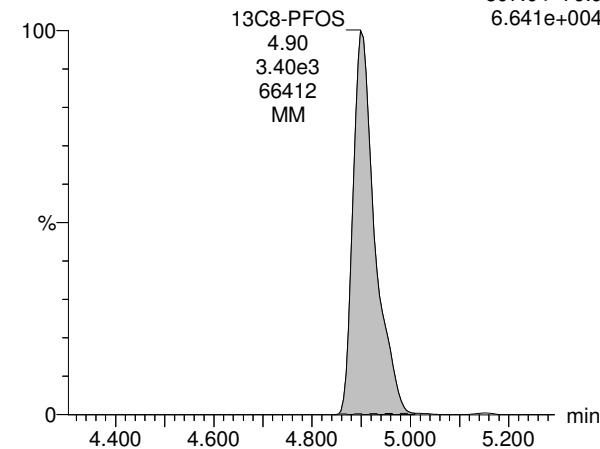
13C5-PFNA

180521M1_119 Smooth(Mn,1x2) F28:MRM of 1 channel,ES-468.2 > 422.9
2.893e+005



13C8-PFOS

180521M1_119 Smooth(Mn,1x2) F35:MRM of 1 channel,ES-507.0 > 79.9
6.641e+004



Dataset: Z:\Projects\PFAS.PRO\Results\180521M1\180521M1-119.qld

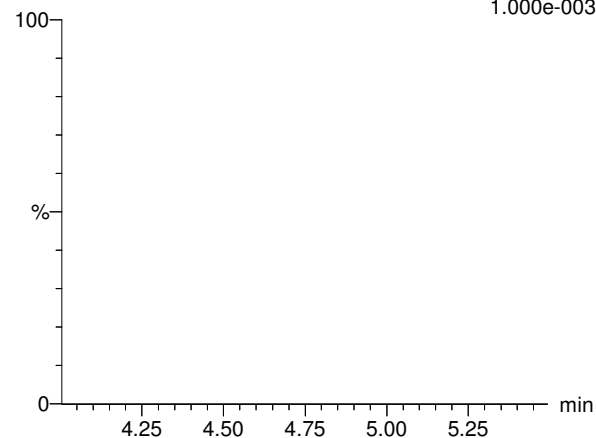
Last Altered: Wednesday, May 23, 2018 15:07:47 Pacific Daylight Time

Printed: Wednesday, May 23, 2018 15:08:39 Pacific Daylight Time

Name: 180521M1_119, Date: 22-May-2018, Time: 14:07:11, ID: B8E0067-MSD1 Matrix Spike Dup 0.11439, Description: Matrix Spike Dup

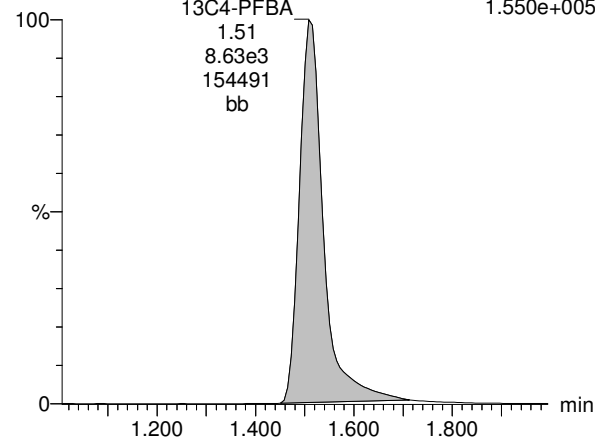
TCDA

180521M1_119 Smooth(Mn,1x2) F31:MRM of 3 channels,ES-
498.3 > 106.9
1.000e-003



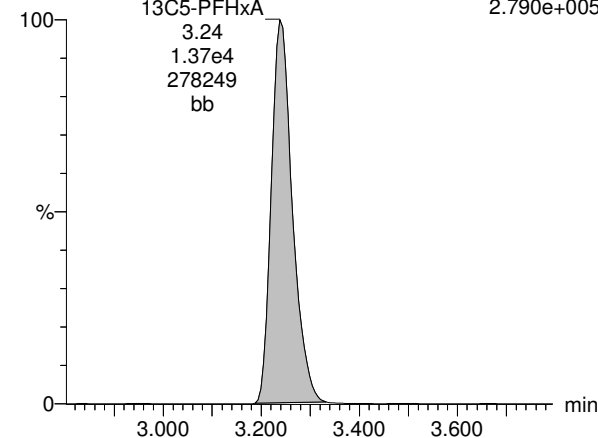
13C4-PFBA

180521M1_119 Smooth(Mn,1x2) F4:MRM of 1 channel,ES-
217. > 171.8
1.550e+005



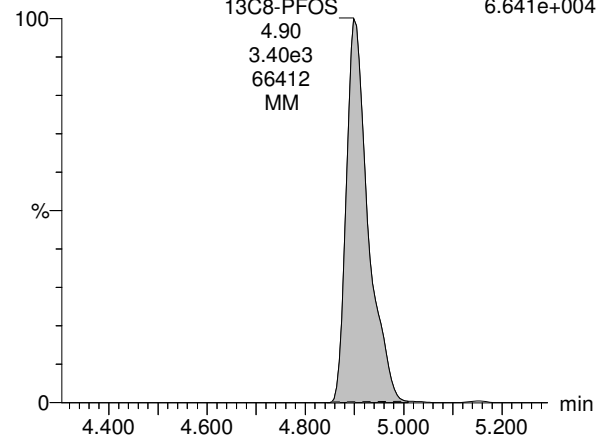
13C5-PFHxA

180521M1_119 Smooth(Mn,1x2) F11:MRM of 1 channel,ES-
318 > 272.9
2.790e+005



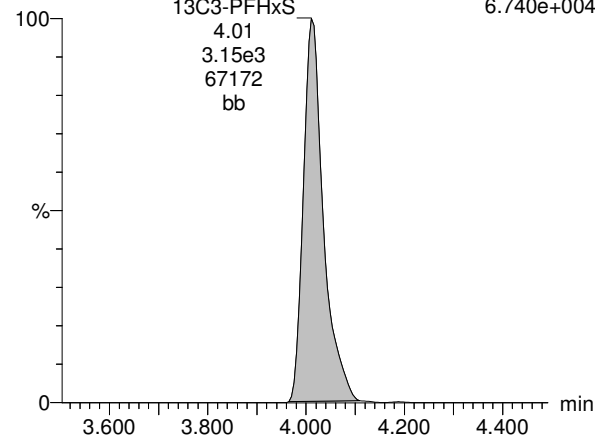
13C8-PFOS

180521M1_119 Smooth(Mn,1x2) F35:MRM of 1 channel,ES-
507.0 > 79.9
6.641e+004



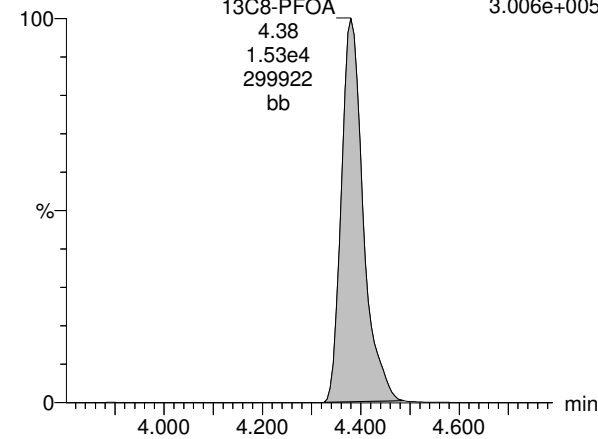
13C3-PFHxS

180521M1_119 Smooth(Mn,1x2) F19:MRM of 1 channel,ES-
401.9 > 79.9
6.740e+004



13C8-PFOA

180521M1_119 Smooth(Mn,1x2) F23:MRM of 1 channel,ES-
421.3 > 376
3.006e+005



Dataset: Z:\Projects\PFAS.PRO\Results\180521M1\180521M1-119.qld

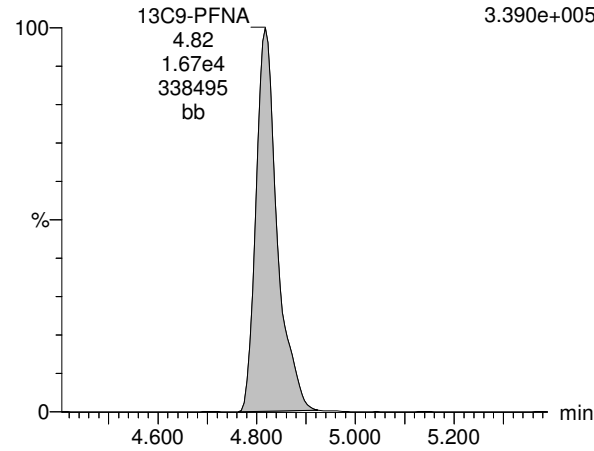
Last Altered: Wednesday, May 23, 2018 15:07:47 Pacific Daylight Time

Printed: Wednesday, May 23, 2018 15:08:39 Pacific Daylight Time

Name: 180521M1_119, Date: 22-May-2018, Time: 14:07:11, ID: B8E0067-MSD1 Matrix Spike Dup 0.11439, Description: Matrix Spike Dup

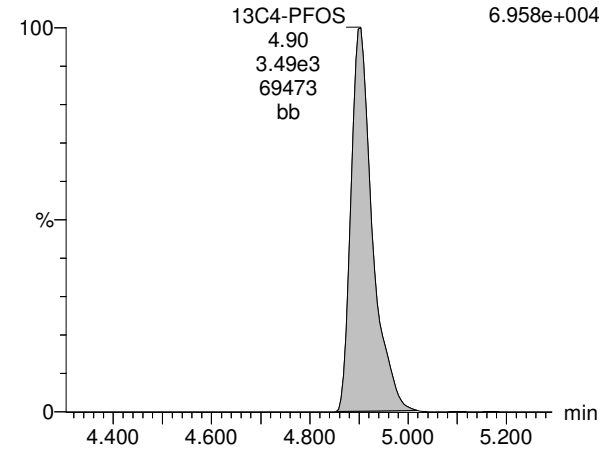
13C9-PFNA

180521M1_119 Smooth(Mn,1x2) F29:MRM of 1 channel,ES-
472.2 > 426.9
3.390e+005



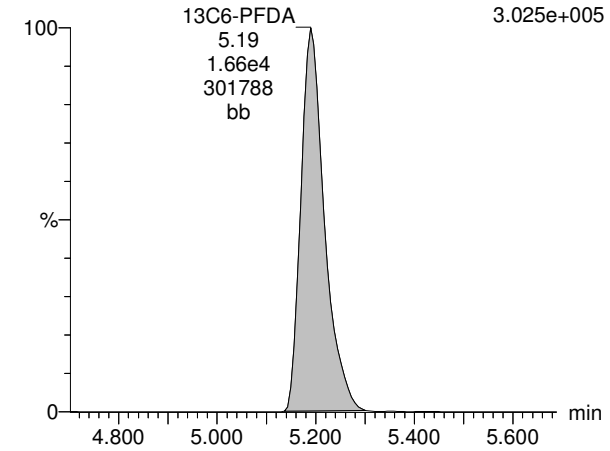
13C4-PFOS

180521M1_119 Smooth(Mn,1x2) F33:MRM of 1 channel,ES-
503 > 79.9
6.958e+004



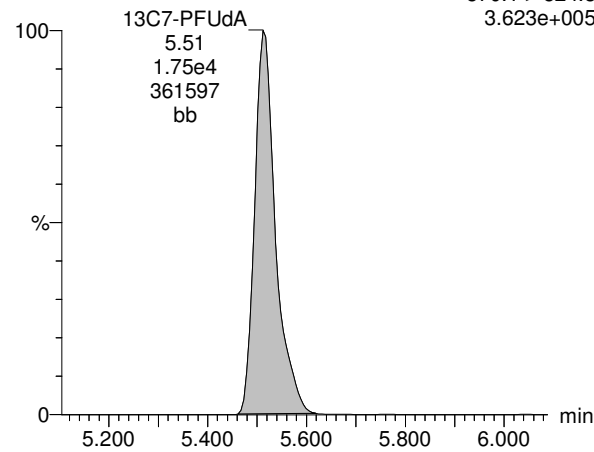
13C6-PFDA

180521M1_119 Smooth(Mn,1x2) F40:MRM of 1 channel,ES-
519.1 > 473.7
3.025e+005



13C7-PFUdA

180521M1_119 Smooth(Mn,1x2) F49:MRM of 1 channel,ES-
570.1 > 524.8
3.623e+005



Dataset: Z:\Projects\PFAS.PRO\Results\180521M1\180521M1-121.qld

Last Altered: Wednesday, May 23, 2018 15:26:26 Pacific Daylight Time

Printed: Wednesday, May 23, 2018 15:26:54 Pacific Daylight Time

Method: Z:\Projects\PFAS.PRO\MethDB\PFAS_FULL_80C_052118.mdb 21 May 2018 20:25:56

Calibration: Z:\Projects\PFAS.PRO\CurveDB\C18_VAL-PFAS_Q4_05-21-18.cdb 21 May 2018 20:24:03

Name: 180521M1_121, Date: 22-May-2018, Time: 14:30:11, ID: 1800888-02 OC-RW06P-0518 0.12269, Description: OC-RW06P-0518

#	Name	Trace	Area	IS Area	Wt./Vol.	RRF	Pred.RT	RT	y Axis Resp.	Conc.	%Rec	Ion Ratio	Ratio Out?
1	3 PFBS	299.0 > 79.7	8.24e1	1.54e3	0.1227		2.75	2.75	0.670	2.22		3.399	NO
2	7 PFHpA	363.0 > 318.9	9.89e2	1.10e4	0.1227		3.86	3.87	1.13	7.11		40.941	YES Q
3	8 L-PFHxS	398.9 > 79.6	2.55e2	1.27e3	0.1227		3.89	4.02	2.51	9.97		2.176	YES Q
4	11 L-PFOA	413 > 368.7	3.53e3	1.46e4	0.1227		4.40	4.39	3.01	21.7		5.528	NO
5	14 PFNA	463.0 > 418.8	5.90e2	1.28e4	0.1227		4.77	4.82	0.578	3.85		11.196	YES Q
6	16 L-PFOS	499.1 > 79.9	1.31e3	3.05e3	0.1227		4.92	4.90	5.37	42.2		2.604	NO
7	36 13C3-PFBS	302. > 98.8	1.54e3	1.25e4	0.1227	0.107	2.70	2.75	1.53	117	114.7		
8	38 13C4-PFHpA	367.2 > 321.8	1.10e4	1.25e4	0.1227	0.849	3.83	3.86	10.9	105	102.9		
9	39 18O2-PFHxS	403.0 > 102.6	1.27e3	3.08e3	0.1227	0.433	3.98	4.02	5.16	97.3	95.5		

Dataset: Z:\Projects\PFAS.PRO\Results\180521M1\180521M1-121.qld

Last Altered: Wednesday, May 23, 2018 15:26:26 Pacific Daylight Time

Printed: Wednesday, May 23, 2018 15:27:08 Pacific Daylight Time

Method: Z:\Projects\PFAS.PRO\MethDB\PFAS_FULL_80C_052118.mdb 21 May 2018 20:25:56

Calibration: Z:\Projects\PFAS.PRO\CurveDB\C18_VAL-PFAS_Q4_05-21-18.cdb 21 May 2018 20:24:03

Name: 180521M1_121, Date: 22-May-2018, Time: 14:30:11, ID: 1800888-02 OC-RW06P-0518 0.12269, Description: OC-RW06P-0518

	# Name	Trace	Area	IS Area	Wt./Vol.	RRF	Pred.RT	RT	y Axis Resp.	Conc.	%Rec	Ion Ratio	Ratio Out?
1	41 13C2-PFOA	414.9 > 369.7	1.46e4	1.59e4	0.1227	1.075	4.34	4.39	11.5	87.0	85.3		
2	42 13C5-PFNA	468.2 > 422.9	1.28e4	1.59e4	0.1227	0.970	4.77	4.82	10.1	84.5	82.9		
3	44 13C8-PFOS	507.0 > 79.9	3.05e3	3.11e3	0.1227	0.998	4.86	4.90	12.3	100	98.3		
4	57 13C4-PFBA	217. > 171.8	7.71e3	7.71e3	0.1227	1.000	1.47	1.51	12.5	102	100.0		
5	58 13C5-PFHxA	318 > 272.9	1.25e4	1.25e4	0.1227	1.000	3.20	3.24	12.5	102	100.0		
6	59 13C3-PFHxS	401.9 > 79.9	3.08e3	3.08e3	0.1227	1.000	3.98	4.02	12.5	102	100.0		
7	60 13C8-PFOA	421.3 > 376	1.59e4	1.59e4	0.1227	1.000	4.34	4.39	12.5	102	100.0		
8	61 13C9-PFNA	472.2 > 426.9	1.59e4	1.59e4	0.1227	1.000	4.77	4.82	12.5	102	100.0		
9	62 13C4-PFOS	503 > 79.9	3.11e3	3.11e3	0.1227	1.000	4.86	4.90	12.5	102	100.0		
10	63 13C6-PFDA	519.1 > 473.7	1.60e4	1.60e4	0.1227	1.000	5.15	5.19	12.5	102	100.0		
11	64 13C7-PFUdA	570.1 > 524.8	1.46e4	1.46e4	0.1227	1.000	5.47	5.52	12.5	102	100.0		
12	65 Total PFHxS	398.9 > 79.6	2.55e2	1.27e3	0.1227		4.05		2.51	9.97			
13	66 Total PFOA	413 > 368.7	3.91e3	1.46e4	0.1227		4.30		3.34	23.8			
14	67 Total PFOS	499.1 > 79.9	1.31e3	3.05e3	0.1227		4.90		5.37	42.2			
15	71 Total PFOA+PFOS	499 > 79.9,41...											

Dataset: Z:\Projects\PFAS.PRO\Results\180521M1\180521M1-121.qld

Last Altered: Wednesday, May 23, 2018 15:26:26 Pacific Daylight Time

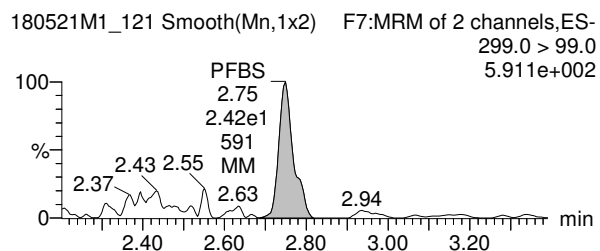
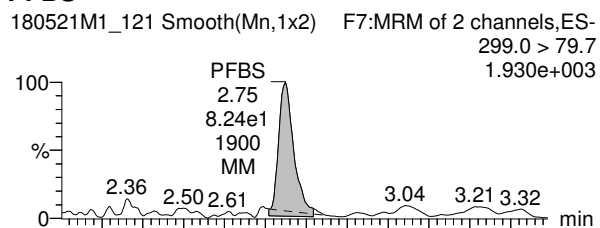
Printed: Wednesday, May 23, 2018 15:27:08 Pacific Daylight Time

Method: Z:\Projects\PFAS.PRO\MethDB\PFAS_FULL_80C_052118.mdb 21 May 2018 20:25:56

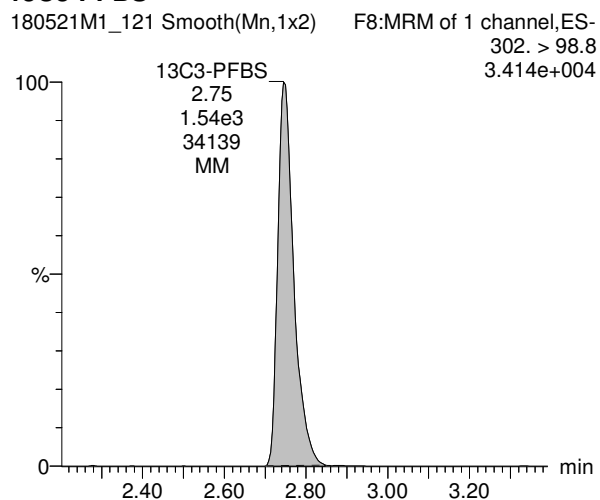
Calibration: Z:\Projects\PFAS.PRO\CurveDB\C18_VAL-PFAS_Q4_05-21-18.cdb 21 May 2018 20:24:03

Name: 180521M1_121, Date: 22-May-2018, Time: 14:30:11, ID: 1800888-02 OC-RW06P-0518 0.12269, Description: OC-RW06P-0518

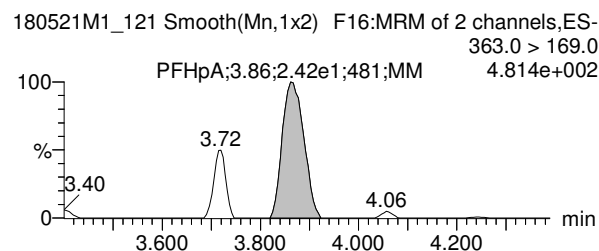
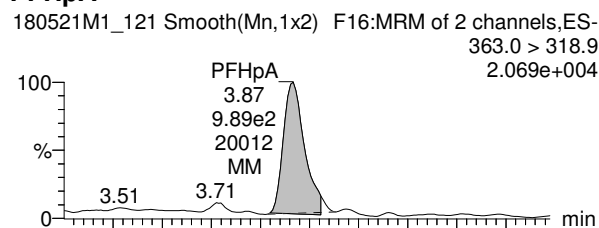
PFBS



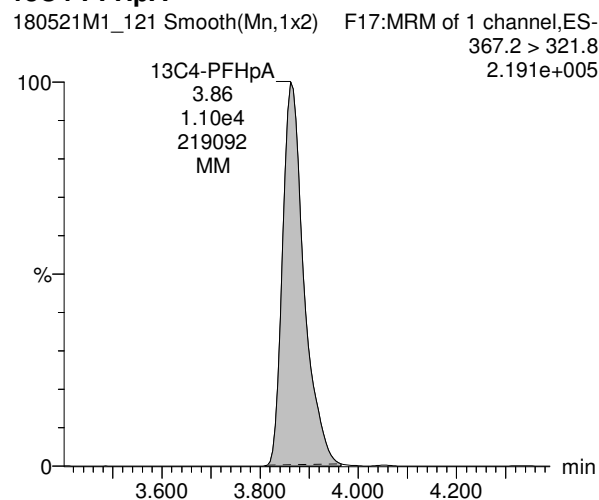
13C3-PFBS



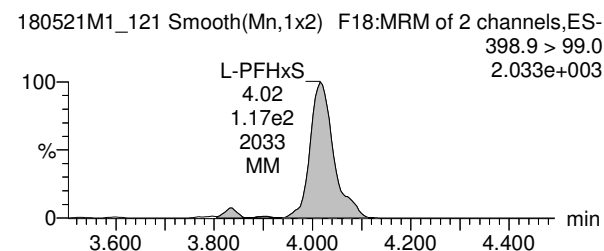
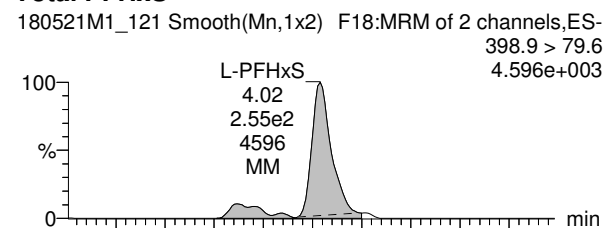
PFHpA



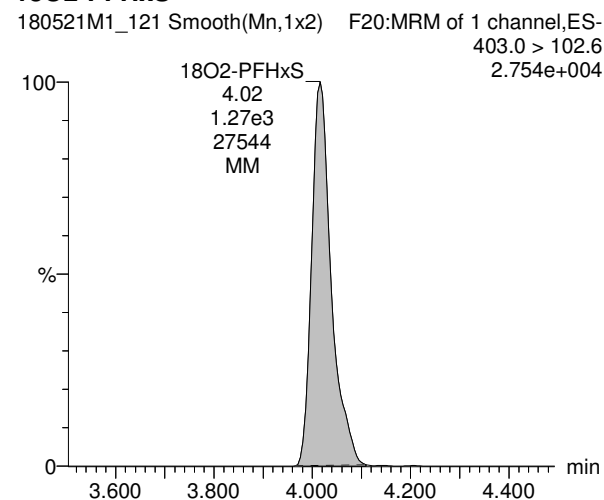
13C4-PFHpA



Total PFHxS



18O2-PFHxS



Dataset: Z:\Projects\PFAS.PRO\Results\180521M1\180521M1-121.qld

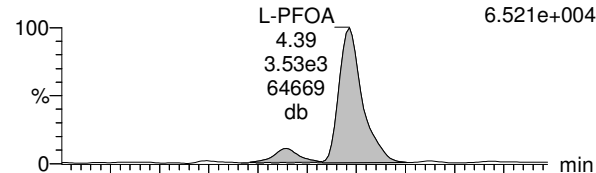
Last Altered: Wednesday, May 23, 2018 15:26:26 Pacific Daylight Time

Printed: Wednesday, May 23, 2018 15:27:08 Pacific Daylight Time

Name: 180521M1_121, Date: 22-May-2018, Time: 14:30:11, ID: 1800888-02 OC-RW06P-0518 0.12269, Description: OC-RW06P-0518

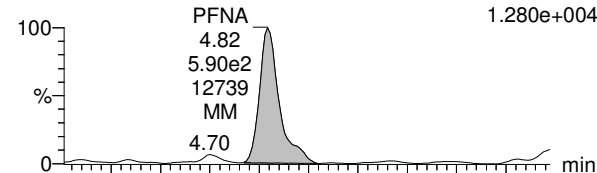
Total PFOA

180521M1_121 Smooth(Mn,1x2) F21:MRM of 2 channels,ES-413 > 368.7
6.521e+004



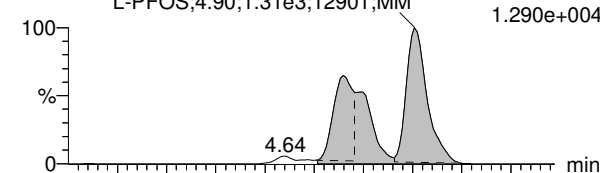
PFNA

180521M1_121 Smooth(Mn,1x2) F27:MRM of 2 channels,ES-463.0 > 418.8
1.280e+004

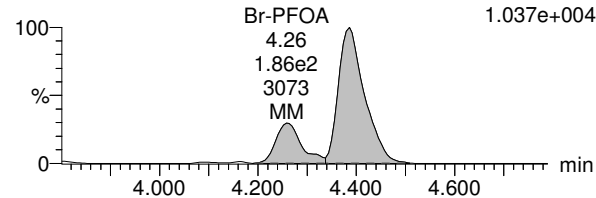


Total PFOS

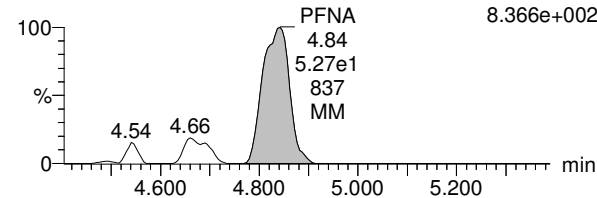
180521M1_121 Smooth(Mn,1x2) F32:MRM of 2 channels,ES-499.1 > 79.9
1.290e+004



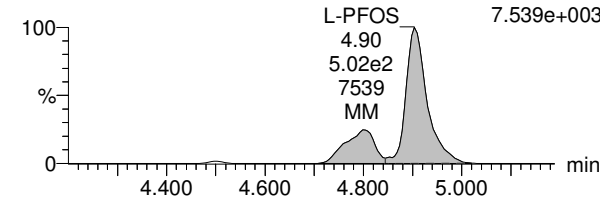
180521M1_121 Smooth(Mn,1x2) F21:MRM of 2 channels,ES-413 > 169
1.037e+004



180521M1_121 Smooth(Mn,1x2) F27:MRM of 2 channels,ES-463.0 > 219.0
8.366e+002

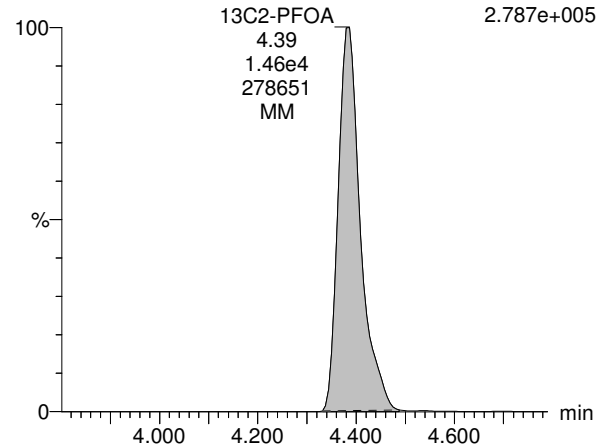


180521M1_121 Smooth(Mn,1x2) F32:MRM of 2 channels,ES-499.1 > 98.9
7.539e+003



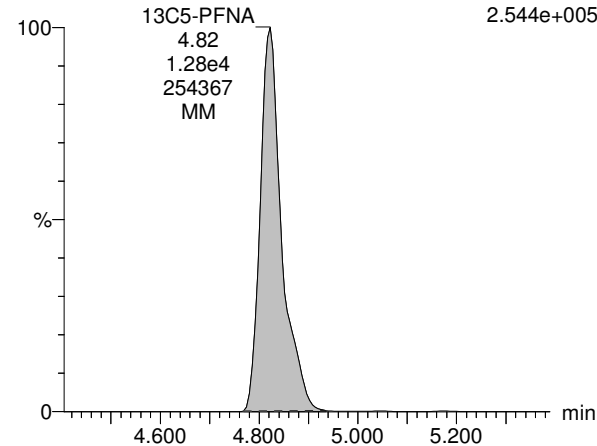
13C2-PFOA

180521M1_121 Smooth(Mn,1x2) F22:MRM of 1 channel,ES-414.9 > 369.7
2.787e+005



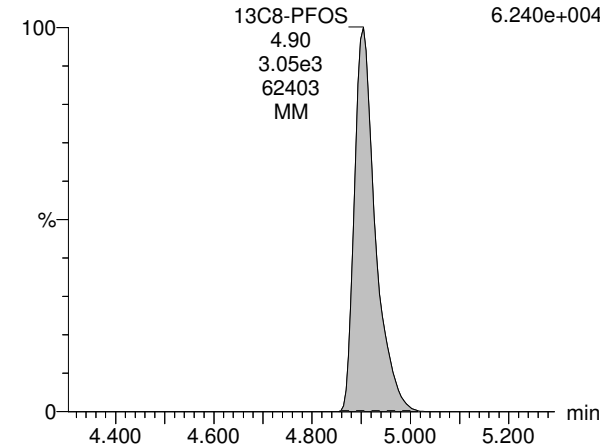
13C5-PFNA

180521M1_121 Smooth(Mn,1x2) F28:MRM of 1 channel,ES-468.2 > 422.9
2.544e+005



13C8-PFOS

180521M1_121 Smooth(Mn,1x2) F35:MRM of 1 channel,ES-507.0 > 79.9
6.240e+004



Dataset: Z:\Projects\PFAS.PRO\Results\180521M1\180521M1-121.qld

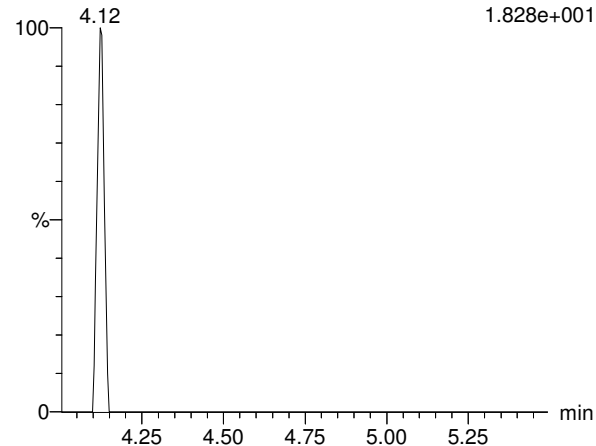
Last Altered: Wednesday, May 23, 2018 15:26:26 Pacific Daylight Time

Printed: Wednesday, May 23, 2018 15:27:08 Pacific Daylight Time

Name: 180521M1_121, Date: 22-May-2018, Time: 14:30:11, ID: 1800888-02 OC-RW06P-0518 0.12269, Description: OC-RW06P-0518

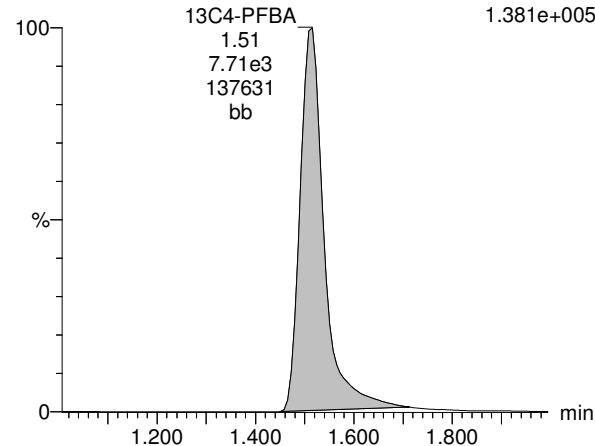
TCDA

180521M1_121 Smooth(Mn,1x2) F31:MRM of 3 channels,ES-
498.3 > 106.9
1.828e+001



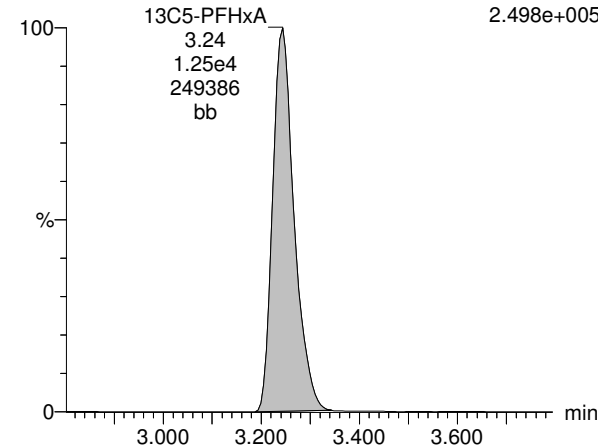
13C4-PFBA

180521M1_121 Smooth(Mn,1x2) F4:MRM of 1 channel,ES-
217. > 171.8
1.381e+005



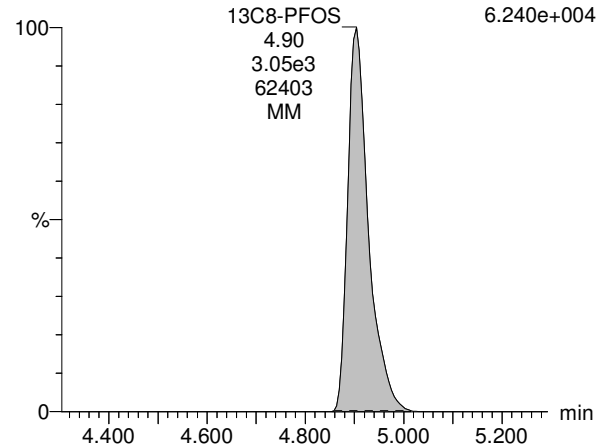
13C5-PFHxA

180521M1_121 Smooth(Mn,1x2) F11:MRM of 1 channel,ES-
318 > 272.9
2.498e+005



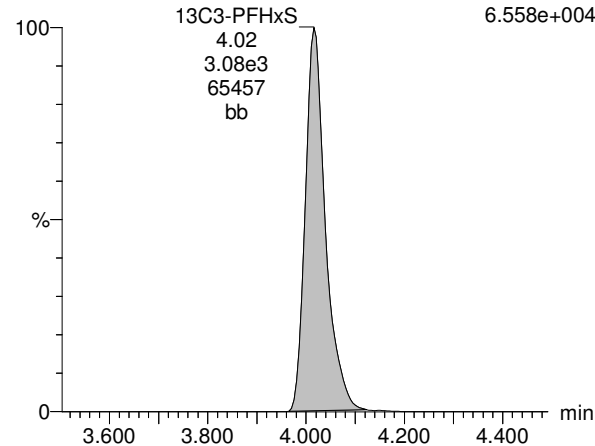
13C8-PFOS

180521M1_121 Smooth(Mn,1x2) F35:MRM of 1 channel,ES-
507.0 > 79.9
6.240e+004



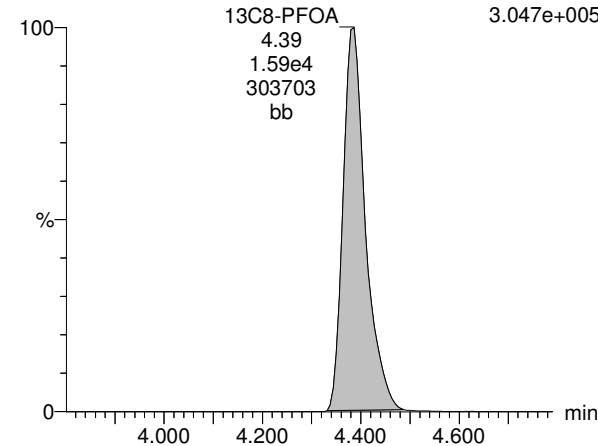
13C3-PFHxS

180521M1_121 Smooth(Mn,1x2) F19:MRM of 1 channel,ES-
401.9 > 79.9
6.558e+004



13C8-PFOA

180521M1_121 Smooth(Mn,1x2) F23:MRM of 1 channel,ES-
421.3 > 376
3.047e+005



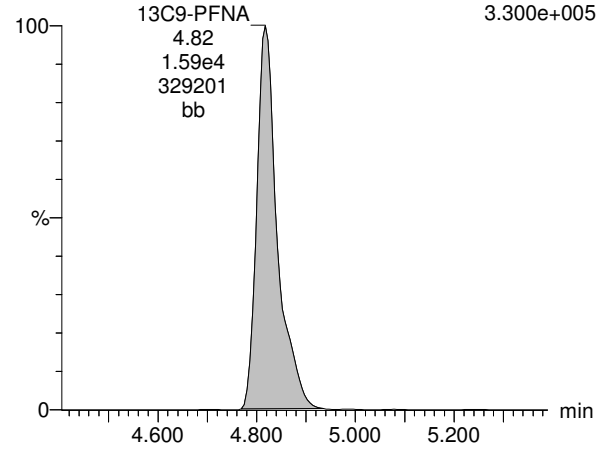
Dataset: Z:\Projects\PFAS.PRO\Results\180521M1\180521M1-121.qld

Last Altered: Wednesday, May 23, 2018 15:26:26 Pacific Daylight Time
Printed: Wednesday, May 23, 2018 15:27:08 Pacific Daylight Time

Name: 180521M1_121, Date: 22-May-2018, Time: 14:30:11, ID: 1800888-02 OC-RW06P-0518 0.12269, Description: OC-RW06P-0518

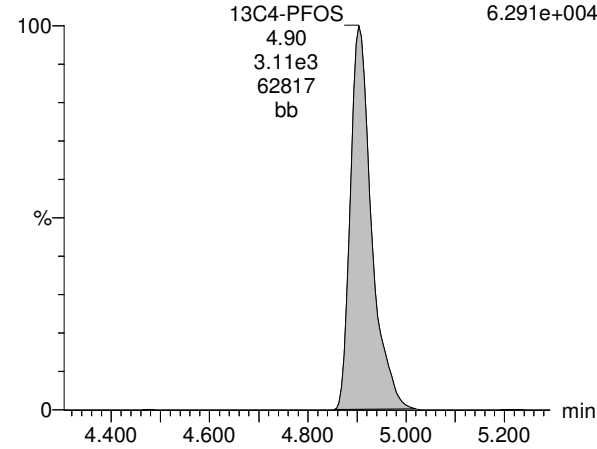
13C9-PFNA

180521M1_121 Smooth(Mn,1x2) F29:MRM of 1 channel,ES-
472.2 > 426.9
3.300e+005



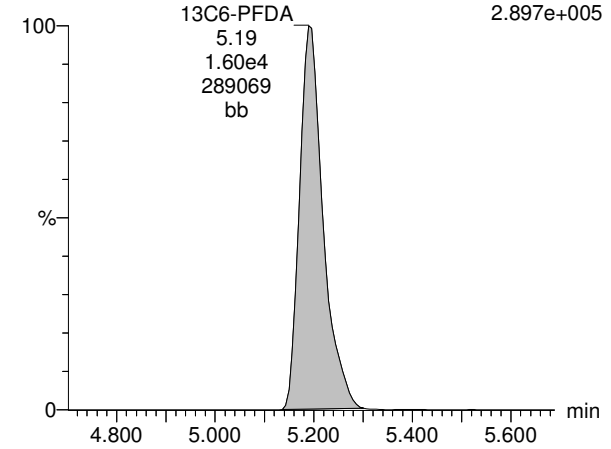
13C4-PFOS

180521M1_121 Smooth(Mn,1x2) F33:MRM of 1 channel,ES-
503 > 79.9
6.291e+004



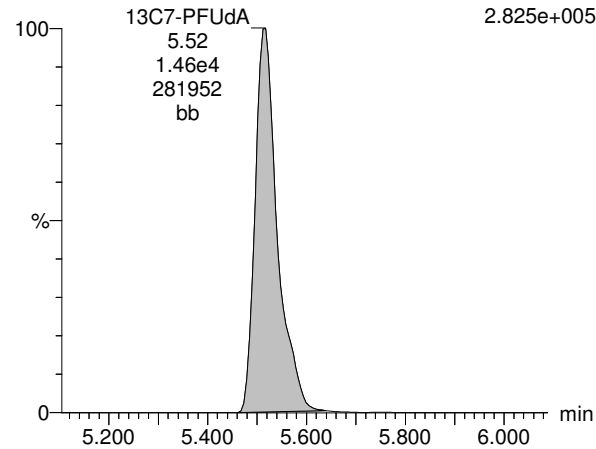
13C6-PFDA

180521M1_121 Smooth(Mn,1x2) F40:MRM of 1 channel,ES-
519.1 > 473.7
2.897e+005



13C7-PFUdA

180521M1_121 Smooth(Mn,1x2) F49:MRM of 1 channel,ES-
570.1 > 524.8
2.825e+005



Dataset: Z:\Projects\PFAS.PRO\Results\180521M1\180521M1-122.qld

Last Altered: Wednesday, May 23, 2018 15:30:24 Pacific Daylight Time

Printed: Wednesday, May 23, 2018 15:31:16 Pacific Daylight Time

Method: Z:\Projects\PFAS.PRO\MethDB\PFAS_FULL_80C_052118.mdb 21 May 2018 20:25:56

Calibration: Z:\Projects\PFAS.PRO\CurveDB\C18_VAL-PFAS_Q4_05-21-18.cdb 21 May 2018 20:24:03

Name: 180521M1_122, Date: 22-May-2018, Time: 14:41:41, ID: 1800888-03 OC-FB06-0518 0.11827, Description: OC-FB06-0518

#	Name	Trace	Area	IS Area	Wt./Vol.	RRF	Pred.RT	RT	y Axis Resp.	Conc.	%Rec	Ion Ratio	Ratio Out?
1	3	PFBS	299.0 > 79.7		1.66e3	0.1183	2.75						
2	7	PFHpA	363.0 > 318.9		1.25e4	0.1183	3.86						
3	8	L-PFHxS	398.9 > 79.6	3.18e0	1.32e3	0.1183	3.89	4.02	0.0300			2.546	YES Q
4	11	L-PFOA	413 > 368.7	1.28e2	1.64e4	0.1183	4.40	4.38	0.0970	0.391		10.569	YES Q
5	14	PFNA	463.0 > 418.8		1.40e4	0.1183	4.77						
6	16	L-PFOS	499.1 > 79.9		2.68e3	0.1183	4.92						
7	36	13C3-PFBS	302. > 98.8	1.66e3	1.55e4	0.1183	0.107	2.70	2.75	1.34	106	100.0	
8	38	13C4-PFHpA	367.2 > 321.8	1.25e4	1.55e4	0.1183	0.849	3.83	3.86	10.1	100	95.0	
9	39	18O2-PFHxS	403.0 > 102.6	1.32e3	3.38e3	0.1183	0.433	3.98	4.02	4.90	95.7	90.6	

Dataset: Z:\Projects\PFAS.PRO\Results\180521M1\180521M1-122.qld

Last Altered: Wednesday, May 23, 2018 15:30:24 Pacific Daylight Time

Printed: Wednesday, May 23, 2018 15:31:30 Pacific Daylight Time

Method: Z:\Projects\PFAS.PRO\MethDB\PFAS_FULL_80C_052118.mdb 21 May 2018 20:25:56

Calibration: Z:\Projects\PFAS.PRO\CurveDB\C18_VAL-PFAS_Q4_05-21-18.cdb 21 May 2018 20:24:03

Name: 180521M1_122, Date: 22-May-2018, Time: 14:41:41, ID: 1800888-03 OC-FB06-0518 0.11827, Description: OC-FB06-0518

	# Name	Trace	Area	IS Area	Wt./Vol.	RRF	Pred.RT	RT	y Axis Resp.	Conc.	%Rec	Ion Ratio	Ratio Out?
1	41 13C2-PFOA	414.9 > 369.7	1.64e4	1.91e4	0.1183	1.075	4.34	4.39	10.8	84.6	80.1		
2	42 13C5-PFNA	468.2 > 422.9	1.40e4	1.80e4	0.1183	0.970	4.77	4.82	9.70	84.5	80.0		
3	44 13C8-PFOS	507.0 > 79.9	2.68e3	2.93e3	0.1183	0.998	4.86	4.90	11.4	96.9	91.7		
4	57 13C4-PFBA	217. > 171.8	9.34e3	9.34e3	0.1183	1.000	1.47	1.51	12.5	106	100.0		
5	58 13C5-PFHxA	318 > 272.9	1.55e4	1.55e4	0.1183	1.000	3.20	3.24	12.5	106	100.0		
6	59 13C3-PFHxS	401.9 > 79.9	3.38e3	3.38e3	0.1183	1.000	3.98	4.02	12.5	106	100.0		
7	60 13C8-PFOA	421.3 > 376	1.91e4	1.91e4	0.1183	1.000	4.34	4.38	12.5	106	100.0		
8	61 13C9-PFNA	472.2 > 426.9	1.80e4	1.80e4	0.1183	1.000	4.77	4.82	12.5	106	100.0		
9	62 13C4-PFOS	503 > 79.9	2.93e3	2.93e3	0.1183	1.000	4.86	4.90	12.5	106	100.0		
10	63 13C6-PFDA	519.1 > 473.7	1.32e4	1.32e4	0.1183	1.000	5.15	5.19	12.5	106	100.0		
11	64 13C7-PFUdA	570.1 > 524.8	6.43e3	6.43e3	0.1183	1.000	5.47	5.51	12.5	106	100.0		
12	65 Total PFHxS	398.9 > 79.6	3.18e0	1.32e3	0.1183		4.05		0.000				
13	66 Total PFOA	413 > 368.7	1.28e2	1.64e4	0.1183		4.30		0.0970	0.391			
14	67 Total PFOS	499.1 > 79.9	0.00e0	2.68e3	0.1183		4.90		0.000				
15	71 Total PFOA+PFOS	499 > 79.9,41...											

Dataset: Z:\Projects\PFAS.PRO\Results\180521M1\180521M1-122.qld

Last Altered: Wednesday, May 23, 2018 15:30:24 Pacific Daylight Time

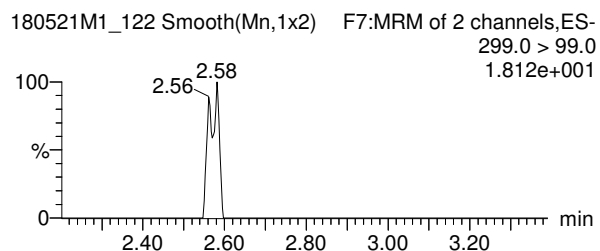
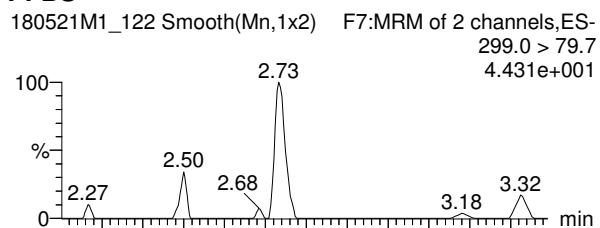
Printed: Wednesday, May 23, 2018 15:31:30 Pacific Daylight Time

Method: Z:\Projects\PFAS.PRO\MethDB\PFAS_FULL_80C_052118.mdb 21 May 2018 20:25:56

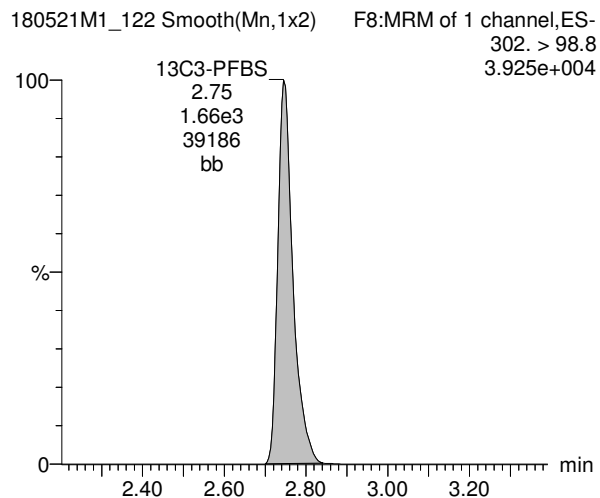
Calibration: Z:\Projects\PFAS.PRO\CurveDB\C18_VAL-PFAS_Q4_05-21-18.cdb 21 May 2018 20:24:03

Name: 180521M1_122, Date: 22-May-2018, Time: 14:41:41, ID: 1800888-03 OC-FB06-0518 0.11827, Description: OC-FB06-0518

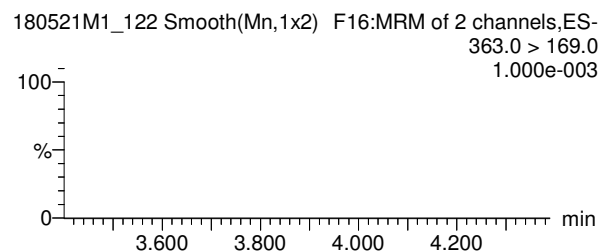
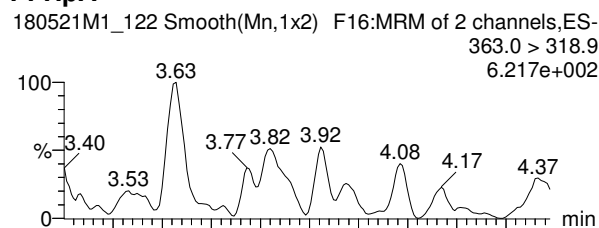
PFBS



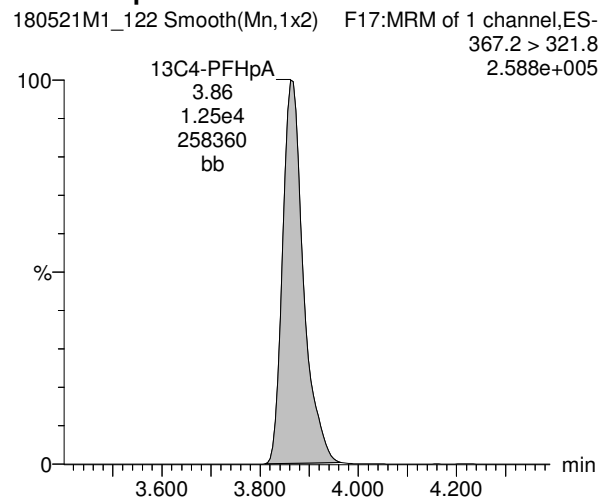
13C3-PFBS



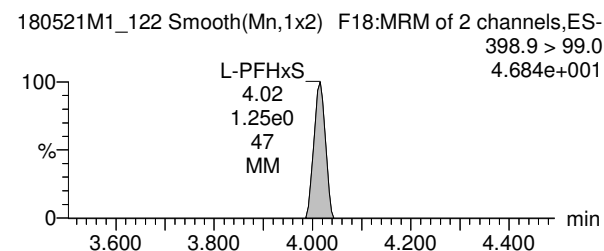
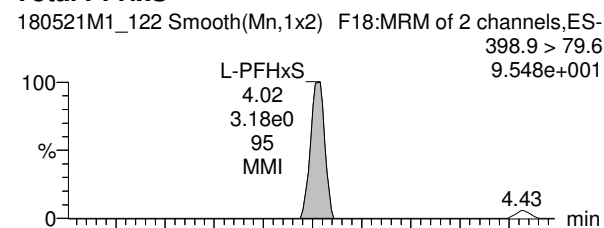
PFHpA



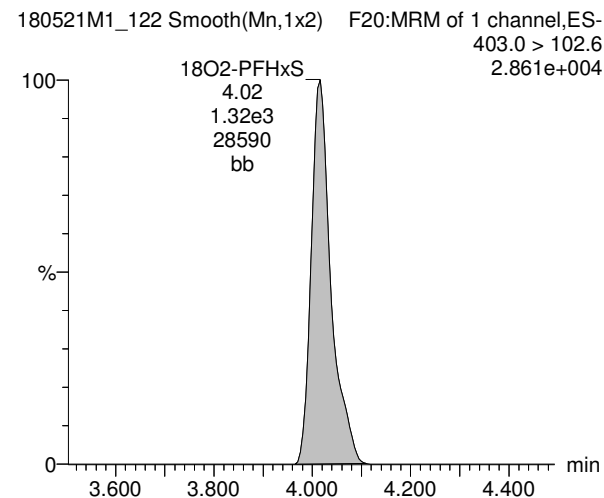
13C4-PFHpA



Total PFHxS



18O2-PFHxS



Dataset: Z:\Projects\PFAS.PRO\Results\180521M1\180521M1-122.qld

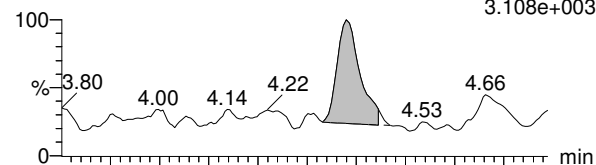
Last Altered: Wednesday, May 23, 2018 15:30:24 Pacific Daylight Time

Printed: Wednesday, May 23, 2018 15:31:30 Pacific Daylight Time

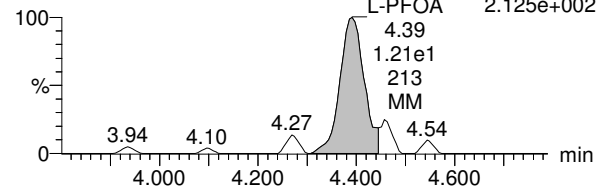
Name: 180521M1_122, Date: 22-May-2018, Time: 14:41:41, ID: 1800888-03 OC-FB06-0518 0.11827, Description: OC-FB06-0518

Total PFOA

180521M1_122 Smooth(Mn,1x2) F21:MRM of 2 channels,ES-
413 > 368.7
3.108e+003

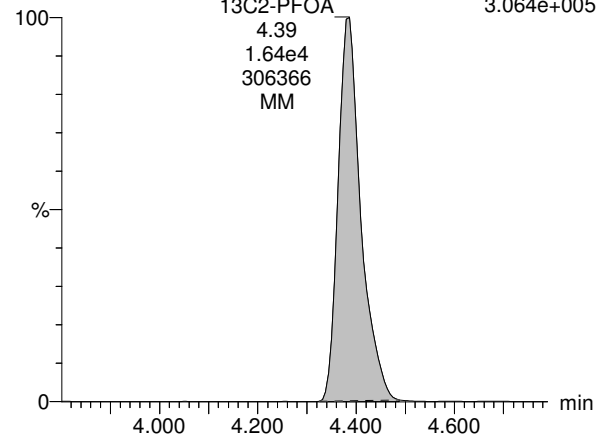


180521M1_122 Smooth(Mn,1x2) F21:MRM of 2 channels,ES-
413 > 169
2.125e+002



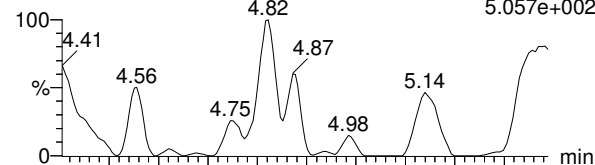
13C2-PFOA

180521M1_122 Smooth(Mn,1x2) F22:MRM of 1 channel,ES-
414.9 > 369.7
3.064e+005

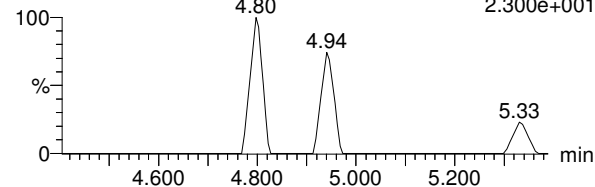


PFNA

180521M1_122 Smooth(Mn,1x2) F27:MRM of 2 channels,ES-
463.0 > 418.8
5.057e+002

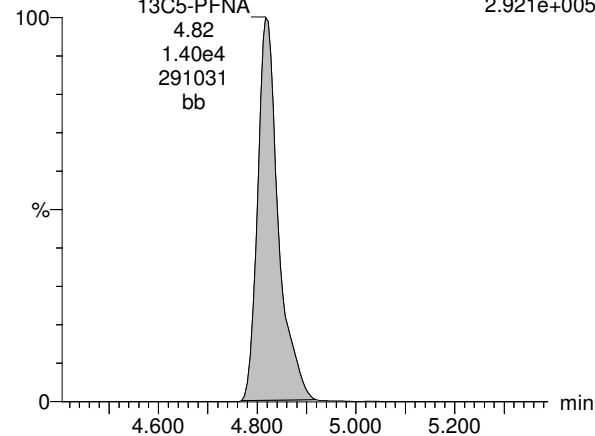


180521M1_122 Smooth(Mn,1x2) F27:MRM of 2 channels,ES-
463.0 > 219.0
2.300e+001




13C5-PFNA

180521M1_122 Smooth(Mn,1x2) F28:MRM of 1 channel,ES-
468.2 > 422.9
2.921e+005

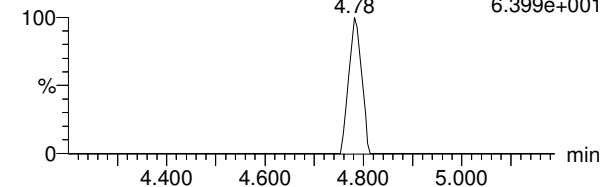


Total PFOS

180521M1_122 Smooth(Mn,1x2) F32:MRM of 2 channels,ES-
499.1 > 79.9
1.000e-003

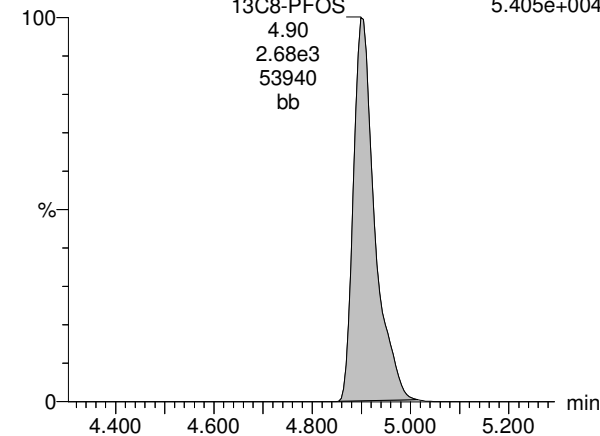


180521M1_122 Smooth(Mn,1x2) F32:MRM of 2 channels,ES-
499.1 > 98.9
6.399e+001



13C8-PFOS

180521M1_122 Smooth(Mn,1x2) F35:MRM of 1 channel,ES-
507.0 > 79.9
5.405e+004



Dataset: Z:\Projects\PFAS.PRO\Results\180521M1\180521M1-122.qld

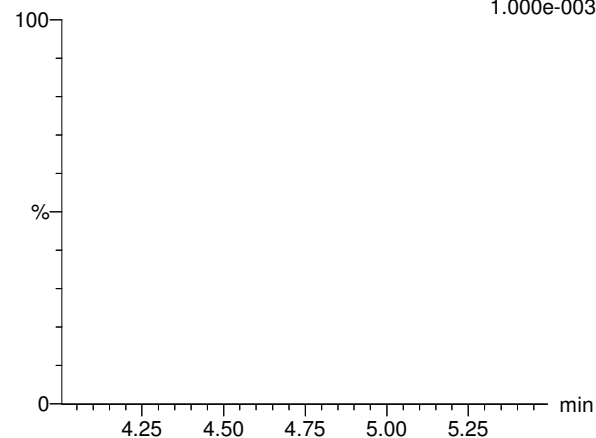
Last Altered: Wednesday, May 23, 2018 15:30:24 Pacific Daylight Time

Printed: Wednesday, May 23, 2018 15:31:30 Pacific Daylight Time

Name: 180521M1_122, Date: 22-May-2018, Time: 14:41:41, ID: 1800888-03 OC-FB06-0518 0.11827, Description: OC-FB06-0518

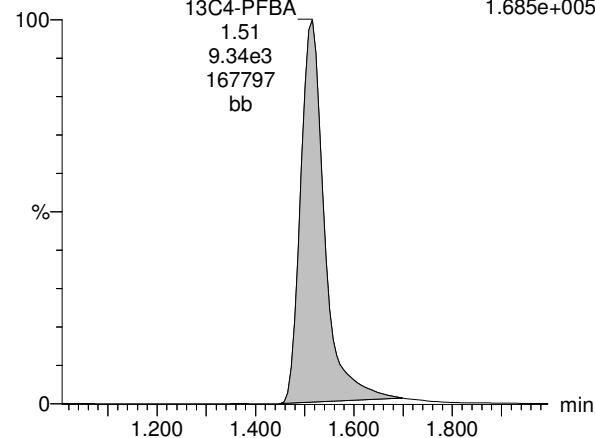
TCDA

180521M1_122 Smooth(Mn,1x2) F31:MRM of 3 channels,ES-
498.3 > 106.9
1.000e-003



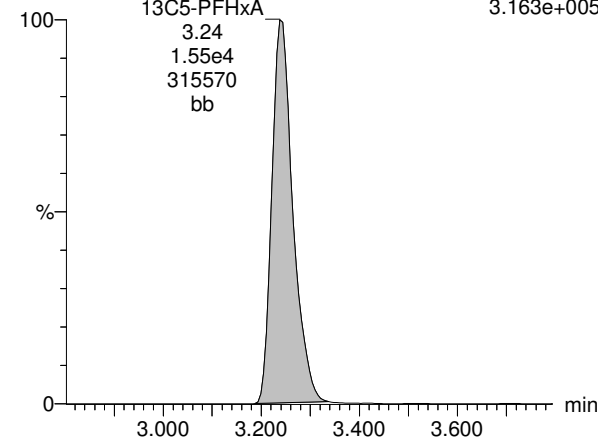
13C4-PFBA

180521M1_122 Smooth(Mn,1x2) F4:MRM of 1 channel,ES-
217. > 171.8
1.685e+005



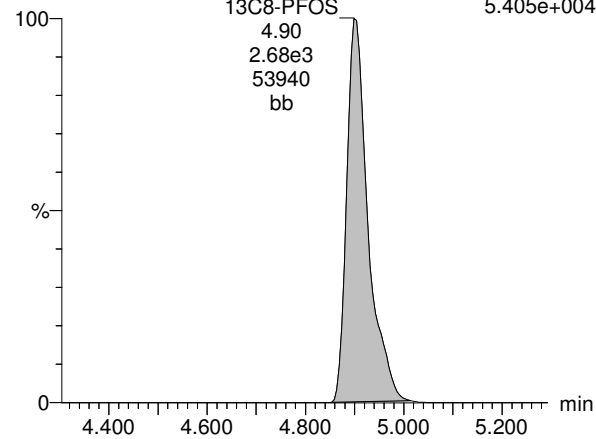
13C5-PFHxA

180521M1_122 Smooth(Mn,1x2) F11:MRM of 1 channel,ES-
318 > 272.9
3.163e+005



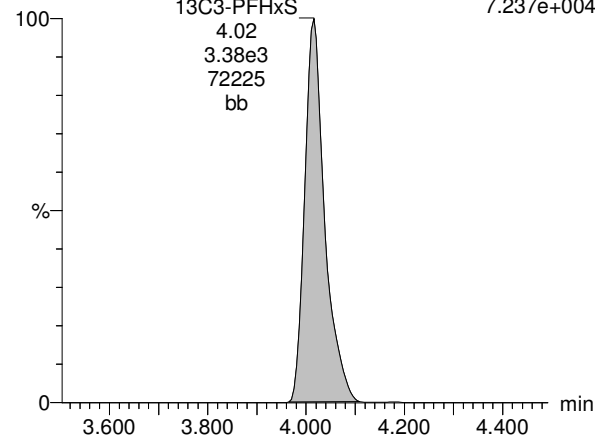
13C8-PFOS

180521M1_122 Smooth(Mn,1x2) F35:MRM of 1 channel,ES-
507.0 > 79.9
5.405e+004



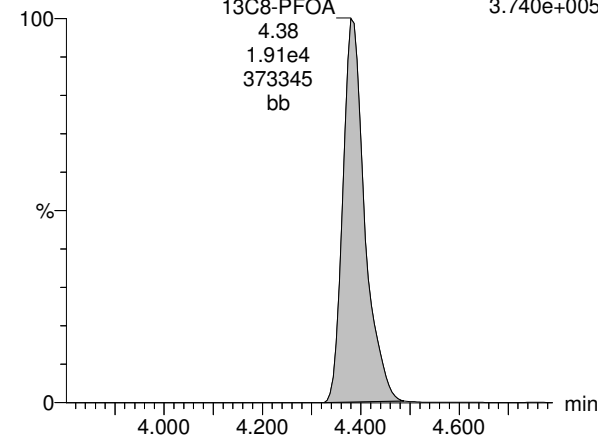
13C3-PFHxS

180521M1_122 Smooth(Mn,1x2) F19:MRM of 1 channel,ES-
401.9 > 79.9
7.237e+004



13C8-PFOA

180521M1_122 Smooth(Mn,1x2) F23:MRM of 1 channel,ES-
421.3 > 376
3.740e+005



Dataset: Z:\Projects\PFAS.PRO\Results\180521M1\180521M1-122.qld

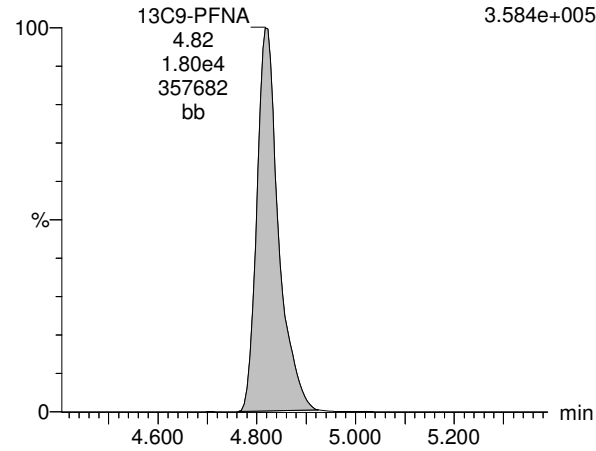
Last Altered: Wednesday, May 23, 2018 15:30:24 Pacific Daylight Time

Printed: Wednesday, May 23, 2018 15:31:30 Pacific Daylight Time

Name: 180521M1_122, Date: 22-May-2018, Time: 14:41:41, ID: 1800888-03 OC-FB06-0518 0.11827, Description: OC-FB06-0518

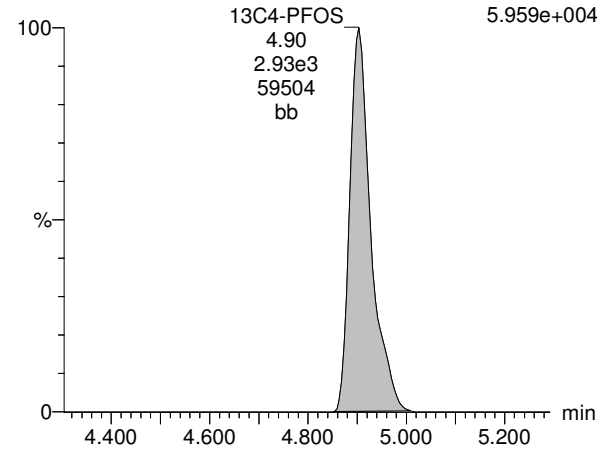
13C9-PFNA

180521M1_122 Smooth(Mn,1x2) F29:MRM of 1 channel,ES-
472.2 > 426.9
3.584e+005



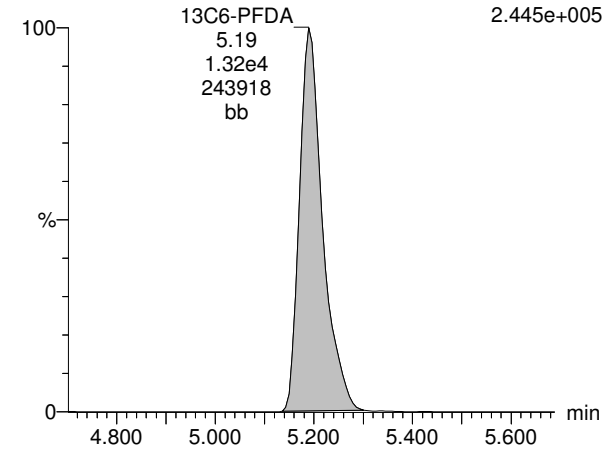
13C4-PFOS

180521M1_122 Smooth(Mn,1x2) F33:MRM of 1 channel,ES-
503 > 79.9
5.959e+004



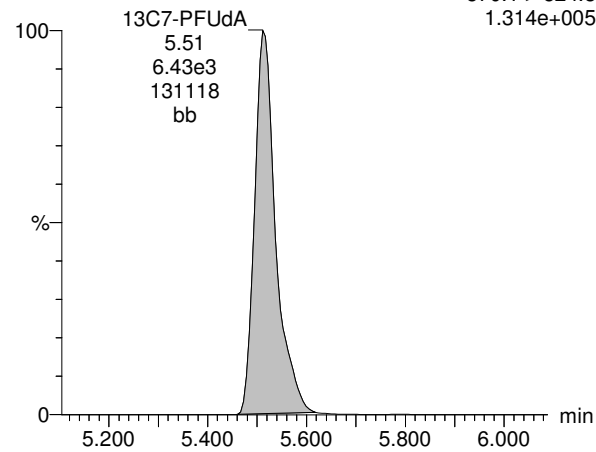
13C6-PFDA

180521M1_122 Smooth(Mn,1x2) F40:MRM of 1 channel,ES-
519.1 > 473.7
2.445e+005



13C7-PFUdA

180521M1_122 Smooth(Mn,1x2) F49:MRM of 1 channel,ES-
570.1 > 524.8
1.314e+005



**INJECTION INTERNAL STANDARD (IIS) AREAS,
INSTRUMENT BLANKS (IB)
AND
CONTINUING CALIBRATION VERIFICATIONS (CCV)**

Dataset: F:\Projects\PFAS.PRO\Results\180521M1\IIS.qld

Last Altered: Wednesday, May 23, 2018 10:06:53 Pacific Daylight Time

Printed: Wednesday, May 23, 2018 10:07:11 Pacific Daylight Time

Method: F:\Projects\PFAS.PRO\MethDB\PFAS_RS-5-19-18.mdb 20 May 2018 12:59:37

Calibration: 23 May 2018 10:06:28

Name: 180521M1_11, Date: 21-May-2018, Time: 17:23:25, ID: ST180521M1-6 PFC CS3 18E2106, Description: PFC CS3 18E2106

	# Name	ID	Area	%Rec	Area Out
1	1 13C4-PFBA	ST180521M1-6 PFC CS3 18E2106	1.01e4	100.0	NO
2	2 13C5-PFHxA	ST180521M1-6 PFC CS3 18E2106	1.49e4	100.0	NO
3	3 13C3-PFHxS	ST180521M1-6 PFC CS3 18E2106	3.06e3	100.0	NO
4	4 13C8-PFOA	ST180521M1-6 PFC CS3 18E2106	1.60e4	100.0	NO
5	5 13C9-PFNA	ST180521M1-6 PFC CS3 18E2106	1.86e4	100.0	NO
6	6 13C4-PFOS	ST180521M1-6 PFC CS3 18E2106	3.49e3	100.0	NO
7	7 13C6-PFDA	ST180521M1-6 PFC CS3 18E2106	2.05e4	100.0	NO
8	8 13C7-PFUDa	ST180521M1-6 PFC CS3 18E2106	2.44e4	100.0	NO

Name: 180521M1_12, Date: 21-May-2018, Time: 17:34:55, ID: ST180521M1-7 PFC CS4 18E1408, Description: PFC CS4 18E1408

	# Name	ID	Area	%Rec	Area Out
1	1 13C4-PFBA	ST180521M1-7 PFC CS4 18E1408	1.08e4	106.7	NO
2	2 13C5-PFHxA	ST180521M1-7 PFC CS4 18E1408	1.60e4	107.4	NO
3	3 13C3-PFHxS	ST180521M1-7 PFC CS4 18E1408	3.40e3	111.0	NO
4	4 13C8-PFOA	ST180521M1-7 PFC CS4 18E1408	1.81e4	113.1	NO
5	5 13C9-PFNA	ST180521M1-7 PFC CS4 18E1408	2.19e4	118.0	NO
6	6 13C4-PFOS	ST180521M1-7 PFC CS4 18E1408	3.88e3	111.2	NO
7	7 13C6-PFDA	ST180521M1-7 PFC CS4 18E1408	2.26e4	110.2	NO
8	8 13C7-PFUDa	ST180521M1-7 PFC CS4 18E1408	2.60e4	106.4	NO

Name: 180521M1_13, Date: 21-May-2018, Time: 17:46:24, ID: ST180521M1-8 PFC CS5 18E2107, Description: PFC CS5 18E2107

	# Name	ID	Area	%Rec	Area Out
1	1 13C4-PFBA	ST180521M1-8 PFC CS5 18E2107	1.05e4	103.3	NO
2	2 13C5-PFHxA	ST180521M1-8 PFC CS5 18E2107	1.47e4	99.0	NO
3	3 13C3-PFHxS	ST180521M1-8 PFC CS5 18E2107	3.03e3	98.9	NO
4	4 13C8-PFOA	ST180521M1-8 PFC CS5 18E2107	1.79e4	112.2	NO
5	5 13C9-PFNA	ST180521M1-8 PFC CS5 18E2107	2.00e4	107.9	NO
6	6 13C4-PFOS	ST180521M1-8 PFC CS5 18E2107	3.62e3	103.8	NO
7	7 13C6-PFDA	ST180521M1-8 PFC CS5 18E2107	1.77e4	86.2	NO
8	8 13C7-PFUDa	ST180521M1-8 PFC CS5 18E2107	2.39e4	97.9	NO

Name: 180521M1_14, Date: 21-May-2018, Time: 17:57:54, ID: ST180521M1-9 PFC CS6 18E1410, Description: PFC CS6 18E1410

	# Name	ID	Area	%Rec	Area Out
1	1 13C4-PFBA	ST180521M1-9 PFC CS6 18E1410	1.08e4	106.6	NO
2	2 13C5-PFHxA	ST180521M1-9 PFC CS6 18E1410	1.58e4	106.1	NO
3	3 13C3-PFHxS	ST180521M1-9 PFC CS6 18E1410	3.13e3	102.3	NO
4	4 13C8-PFOA	ST180521M1-9 PFC CS6 18E1410	1.79e4	111.7	NO
5	5 13C9-PFNA	ST180521M1-9 PFC CS6 18E1410	2.12e4	114.3	NO
6	6 13C4-PFOS	ST180521M1-9 PFC CS6 18E1410	3.59e3	102.9	NO
7	7 13C6-PFDA	ST180521M1-9 PFC CS6 18E1410	1.96e4	95.7	NO
8	8 13C7-PFUDa	ST180521M1-9 PFC CS6 18E1410	2.22e4	90.8	NO

Dataset: F:\Projects\PFAS.PRO\Results\180521M1\IIS.qld

Last Altered: Wednesday, May 23, 2018 10:06:53 Pacific Daylight Time

Printed: Wednesday, May 23, 2018 10:07:11 Pacific Daylight Time

Name: 180521M1_15, Date: 21-May-2018, Time: 18:09:23, ID: ST180521M1-10 PFC CS7 18E1411, Description: PFC CS7 18E1411

	# Name	ID	Area	%Rec	Area Out
1	1 13C4-PFBA	ST180521M1-10 PFC CS7 18E1411	1.07e4	106.1	NO
2	2 13C5-PFHxA	ST180521M1-10 PFC CS7 18E1411	1.58e4	106.3	NO
3	3 13C3-PFHxS	ST180521M1-10 PFC CS7 18E1411	2.97e3	96.9	NO
4	4 13C8-PFOA	ST180521M1-10 PFC CS7 18E1411	1.70e4	106.6	NO
5	5 13C9-PFNA	ST180521M1-10 PFC CS7 18E1411	1.98e4	106.6	NO
6	6 13C4-PFOS	ST180521M1-10 PFC CS7 18E1411	3.66e3	104.8	NO
7	7 13C6-PFDA	ST180521M1-10 PFC CS7 18E1411	1.67e4	81.1	NO
8	8 13C7-PFUDa	ST180521M1-10 PFC CS7 18E1411	2.16e4	88.6	NO

Name: 180521M1_16, Date: 21-May-2018, Time: 18:23:01, ID: IPA, Description: IPA

	# Name	ID	Area	%Rec	Area Out
1	1 13C4-PFBA	IPA			NO
2	2 13C5-PFHxA	IPA			NO
3	3 13C3-PFHxS	IPA			NO
4	4 13C8-PFOA	IPA			NO
5	5 13C9-PFNA	IPA			NO
6	6 13C4-PFOS	IPA			NO
7	7 13C6-PFDA	IPA			NO
8	8 13C7-PFUDa	IPA			NO

Name: 180521M1_17, Date: 21-May-2018, Time: 18:34:26, ID: ICV180521M1-1 PFC 537 ICV 18E1401, Description: PFC ICV 18E1401

	# Name	ID	Area	%Rec	Area Out
1	1 13C4-PFBA	ICV180521M1-1 PFC 537 ICV 18E1401	1.12e4	110.7	NO
2	2 13C5-PFHxA	ICV180521M1-1 PFC 537 ICV 18E1401	1.56e4	104.9	NO
3	3 13C3-PFHxS	ICV180521M1-1 PFC 537 ICV 18E1401	3.31e3	108.1	NO
4	4 13C8-PFOA	ICV180521M1-1 PFC 537 ICV 18E1401	2.01e4	125.5	NO
5	5 13C9-PFNA	ICV180521M1-1 PFC 537 ICV 18E1401	1.96e4	105.4	NO
6	6 13C4-PFOS	ICV180521M1-1 PFC 537 ICV 18E1401	3.74e3	107.0	NO
7	7 13C6-PFDA	ICV180521M1-1 PFC 537 ICV 18E1401	2.23e4	108.6	NO
8	8 13C7-PFUDa	ICV180521M1-1 PFC 537 ICV 18E1401	2.33e4	95.3	NO

Name: 180521M1_18, Date: 21-May-2018, Time: 18:45:53, ID: IPA, Description: IPA

	# Name	ID	Area	%Rec	Area Out
1	1 13C4-PFBA	IPA			NO
2	2 13C5-PFHxA	IPA	7.46e0	0.1	YES
3	3 13C3-PFHxS	IPA			NO
4	4 13C8-PFOA	IPA			NO
5	5 13C9-PFNA	IPA			NO
6	6 13C4-PFOS	IPA			NO
7	7 13C6-PFDA	IPA			NO
8	8 13C7-PFUDa	IPA			NO

Dataset: F:\Projects\PFAS.PRO\Results\180521M1\IIS.qld

Last Altered: Wednesday, May 23, 2018 10:06:53 Pacific Daylight Time

Printed: Wednesday, May 23, 2018 10:07:11 Pacific Daylight Time

Name: 180521M1_19, Date: 21-May-2018, Time: 18:57:22, ID: B8E0158-BS1 OPR 0.125, Description: OPR

#	Name	ID	Area	%Rec	Area Out
1	1 13C4-PFBA	B8E0158-BS1 OPR 0.125	9.77e3	96.5	NO
2	2 13C5-PFHxA	B8E0158-BS1 OPR 0.125	1.47e4	98.6	NO
3	3 13C3-PFHxS	B8E0158-BS1 OPR 0.125	3.04e3	99.3	NO
4	4 13C8-PFOA	B8E0158-BS1 OPR 0.125	1.67e4	104.8	NO
5	5 13C9-PFNA	B8E0158-BS1 OPR 0.125	1.90e4	102.7	NO
6	6 13C4-PFOS	B8E0158-BS1 OPR 0.125	3.69e3	105.7	NO
7	7 13C6-PFDA	B8E0158-BS1 OPR 0.125	1.82e4	88.8	NO
8	8 13C7-PFUDa	B8E0158-BS1 OPR 0.125	2.07e4	84.7	NO

Name: 180521M1_20, Date: 21-May-2018, Time: 19:08:46, ID: B8E0158-BLK1 Method Blank 0.125, Description: Method Blank

#	Name	ID	Area	%Rec	Area Out
1	1 13C4-PFBA	B8E0158-BLK1 Method Blank 0.125	1.00e4	98.8	NO
2	2 13C5-PFHxA	B8E0158-BLK1 Method Blank 0.125	1.46e4	98.1	NO
3	3 13C3-PFHxS	B8E0158-BLK1 Method Blank 0.125	3.21e3	104.8	NO
4	4 13C8-PFOA	B8E0158-BLK1 Method Blank 0.125	1.88e4	117.7	NO
5	5 13C9-PFNA	B8E0158-BLK1 Method Blank 0.125	1.87e4	100.5	NO
6	6 13C4-PFOS	B8E0158-BLK1 Method Blank 0.125	3.53e3	101.0	NO
7	7 13C6-PFDA	B8E0158-BLK1 Method Blank 0.125	1.83e4	89.1	NO
8	8 13C7-PFUDa	B8E0158-BLK1 Method Blank 0.125	2.22e4	91.0	NO

Name: 180521M1_21, Date: 21-May-2018, Time: 19:20:13, ID: B8E0158-MS1 Matrix Spike 0.12122, Description: Matrix Spike

#	Name	ID	Area	%Rec	Area Out
1	1 13C4-PFBA	B8E0158-MS1 Matrix Spike 0.12122	1.09e4	107.4	NO
2	2 13C5-PFHxA	B8E0158-MS1 Matrix Spike 0.12122	1.62e4	109.1	NO
3	3 13C3-PFHxS	B8E0158-MS1 Matrix Spike 0.12122	3.40e3	110.9	NO
4	4 13C8-PFOA	B8E0158-MS1 Matrix Spike 0.12122	1.97e4	123.3	NO
5	5 13C9-PFNA	B8E0158-MS1 Matrix Spike 0.12122	2.24e4	120.5	NO
6	6 13C4-PFOS	B8E0158-MS1 Matrix Spike 0.12122	3.78e3	108.4	NO
7	7 13C6-PFDA	B8E0158-MS1 Matrix Spike 0.12122	2.05e4	99.9	NO
8	8 13C7-PFUDa	B8E0158-MS1 Matrix Spike 0.12122	2.13e4	87.3	NO

Name: 180521M1_22, Date: 21-May-2018, Time: 19:31:40, ID: B8E0158-MSD1 Matrix Spike Dup 0.12214, Description: Matrix Spike Dup

#	Name	ID	Area	%Rec	Area Out
1	1 13C4-PFBA	B8E0158-MSD1 Matrix Spike Dup 0.12214	9.33e3	92.1	NO
2	2 13C5-PFHxA	B8E0158-MSD1 Matrix Spike Dup 0.12214	1.42e4	95.2	NO
3	3 13C3-PFHxS	B8E0158-MSD1 Matrix Spike Dup 0.12214	3.01e3	98.4	NO
4	4 13C8-PFOA	B8E0158-MSD1 Matrix Spike Dup 0.12214	1.64e4	102.8	NO
5	5 13C9-PFNA	B8E0158-MSD1 Matrix Spike Dup 0.12214	1.95e4	105.3	NO
6	6 13C4-PFOS	B8E0158-MSD1 Matrix Spike Dup 0.12214	3.37e3	96.4	NO
7	7 13C6-PFDA	B8E0158-MSD1 Matrix Spike Dup 0.12214	2.06e4	100.3	NO
8	8 13C7-PFUDa	B8E0158-MSD1 Matrix Spike Dup 0.12214	2.01e4	82.3	NO

Dataset: F:\Projects\PFAS.PRO\Results\180521M1\IIS.qld

Last Altered: Wednesday, May 23, 2018 10:06:53 Pacific Daylight Time

Printed: Wednesday, May 23, 2018 10:07:11 Pacific Daylight Time

Name: 180521M1_23, Date: 21-May-2018, Time: 19:43:07, ID: 1800977-01 REEPAC017 0.1119, Description: REEPAC017

#	Name	ID	Area	%Rec	Area Out
1	1 13C4-PFBA	1800977-01 REEPAC017 0.1119	9.87e3	97.4	NO
2	2 13C5-PFHxA	1800977-01 REEPAC017 0.1119	1.48e4	99.7	NO
3	3 13C3-PFHxS	1800977-01 REEPAC017 0.1119	2.99e3	97.6	NO
4	4 13C8-PFOA	1800977-01 REEPAC017 0.1119	1.77e4	110.5	NO
5	5 13C9-PFNA	1800977-01 REEPAC017 0.1119	1.85e4	99.6	NO
6	6 13C4-PFOS	1800977-01 REEPAC017 0.1119	3.43e3	98.3	NO
7	7 13C6-PFDA	1800977-01 REEPAC017 0.1119	2.11e4	102.7	NO
8	8 13C7-PFUDa	1800977-01 REEPAC017 0.1119	2.40e4	98.2	NO

Name: 180521M1_24, Date: 21-May-2018, Time: 19:56:54, ID: 1800977-02 REEPEF017 0.12089, Description: REEPEF017

#	Name	ID	Area	%Rec	Area Out
1	1 13C4-PFBA	1800977-02 REEPEF017 0.12089	1.13e4	111.3	NO
2	2 13C5-PFHxA	1800977-02 REEPEF017 0.12089	1.67e4	112.1	NO
3	3 13C3-PFHxS	1800977-02 REEPEF017 0.12089	3.25e3	106.2	NO
4	4 13C8-PFOA	1800977-02 REEPEF017 0.12089	1.87e4	116.8	NO
5	5 13C9-PFNA	1800977-02 REEPEF017 0.12089	2.08e4	112.2	NO
6	6 13C4-PFOS	1800977-02 REEPEF017 0.12089	3.82e3	109.4	NO
7	7 13C6-PFDA	1800977-02 REEPEF017 0.12089	1.72e4	84.0	NO
8	8 13C7-PFUDa	1800977-02 REEPEF017 0.12089	2.47e4	101.0	NO

Name: 180521M1_25, Date: 21-May-2018, Time: 20:08:18, ID: 1800977-03 REEPAR017 0.12129, Description: REEPAR017

#	Name	ID	Area	%Rec	Area Out
1	1 13C4-PFBA	1800977-03 REEPAR017 0.12129	1.02e4	100.6	NO
2	2 13C5-PFHxA	1800977-03 REEPAR017 0.12129	1.54e4	103.3	NO
3	3 13C3-PFHxS	1800977-03 REEPAR017 0.12129	3.10e3	101.1	NO
4	4 13C8-PFOA	1800977-03 REEPAR017 0.12129	1.57e4	98.5	NO
5	5 13C9-PFNA	1800977-03 REEPAR017 0.12129	1.87e4	101.0	NO
6	6 13C4-PFOS	1800977-03 REEPAR017 0.12129	3.38e3	96.8	NO
7	7 13C6-PFDA	1800977-03 REEPAR017 0.12129	1.89e4	92.0	NO
8	8 13C7-PFUDa	1800977-03 REEPAR017 0.12129	1.95e4	79.8	NO

Name: 180521M1_26, Date: 21-May-2018, Time: 20:19:45, ID: 1800977-04 REEPIN017 0.12034, Description: REEPIN017

#	Name	ID	Area	%Rec	Area Out
1	1 13C4-PFBA	1800977-04 REEPIN017 0.12034	1.02e4	100.9	NO
2	2 13C5-PFHxA	1800977-04 REEPIN017 0.12034	1.56e4	104.8	NO
3	3 13C3-PFHxS	1800977-04 REEPIN017 0.12034	3.41e3	111.4	NO
4	4 13C8-PFOA	1800977-04 REEPIN017 0.12034	1.81e4	113.5	NO
5	5 13C9-PFNA	1800977-04 REEPIN017 0.12034	2.17e4	116.8	NO
6	6 13C4-PFOS	1800977-04 REEPIN017 0.12034	3.82e3	109.4	NO
7	7 13C6-PFDA	1800977-04 REEPIN017 0.12034	1.83e4	89.0	NO
8	8 13C7-PFUDa	1800977-04 REEPIN017 0.12034	2.48e4	101.6	NO

Dataset: F:\Projects\PFAS.PRO\Results\180521M1\IIS.qld

Last Altered: Wednesday, May 23, 2018 10:06:53 Pacific Daylight Time

Printed: Wednesday, May 23, 2018 10:07:11 Pacific Daylight Time

Name: 180521M1_27, Date: 21-May-2018, Time: 20:31:14, ID: 1800977-05 REEPEF018 0.12176, Description: REEPEF018

	# Name	ID	Area	%Rec	Area Out
1	1 13C4-PFBA	1800977-05 REEPEF018 0.12176	1.01e4	99.6	NO
2	2 13C5-PFHxA	1800977-05 REEPEF018 0.12176	1.50e4	100.5	NO
3	3 13C3-PFHxS	1800977-05 REEPEF018 0.12176	3.08e3	100.6	NO
4	4 13C8-PFOA	1800977-05 REEPEF018 0.12176	1.74e4	108.9	NO
5	5 13C9-PFNA	1800977-05 REEPEF018 0.12176	1.87e4	100.8	NO
6	6 13C4-PFOS	1800977-05 REEPEF018 0.12176	3.14e3	90.0	NO
7	7 13C6-PFDA	1800977-05 REEPEF018 0.12176	1.60e4	77.8	NO
8	8 13C7-PFUDa	1800977-05 REEPEF018 0.12176	2.11e4	86.3	NO

Name: 180521M1_28, Date: 21-May-2018, Time: 20:42:43, ID: 1800977-06 REEPAR018 0.12009, Description: REEPAR018

	# Name	ID	Area	%Rec	Area Out
1	1 13C4-PFBA	1800977-06 REEPAR018 0.12009	9.66e3	95.4	NO
2	2 13C5-PFHxA	1800977-06 REEPAR018 0.12009	1.47e4	99.0	NO
3	3 13C3-PFHxS	1800977-06 REEPAR018 0.12009	3.14e3	102.7	NO
4	4 13C8-PFOA	1800977-06 REEPAR018 0.12009	1.58e4	99.0	NO
5	5 13C9-PFNA	1800977-06 REEPAR018 0.12009	1.87e4	101.0	NO
6	6 13C4-PFOS	1800977-06 REEPAR018 0.12009	3.57e3	102.1	NO
7	7 13C6-PFDA	1800977-06 REEPAR018 0.12009	1.84e4	89.4	NO
8	8 13C7-PFUDa	1800977-06 REEPAR018 0.12009	1.86e4	76.3	NO

Name: 180521M1_29, Date: 21-May-2018, Time: 20:54:11, ID: 1800977-07 REEPAC018 0.12124, Description: REEPAC018

	# Name	ID	Area	%Rec	Area Out
1	1 13C4-PFBA	1800977-07 REEPAC018 0.12124	1.08e4	106.3	NO
2	2 13C5-PFHxA	1800977-07 REEPAC018 0.12124	1.56e4	104.9	NO
3	3 13C3-PFHxS	1800977-07 REEPAC018 0.12124	3.29e3	107.4	NO
4	4 13C8-PFOA	1800977-07 REEPAC018 0.12124	1.74e4	108.9	NO
5	5 13C9-PFNA	1800977-07 REEPAC018 0.12124	1.84e4	99.3	NO
6	6 13C4-PFOS	1800977-07 REEPAC018 0.12124	3.82e3	109.5	NO
7	7 13C6-PFDA	1800977-07 REEPAC018 0.12124	1.80e4	87.9	NO
8	8 13C7-PFUDa	1800977-07 REEPAC018 0.12124	2.45e4	100.5	NO

Name: 180521M1_30, Date: 21-May-2018, Time: 21:05:41, ID: 1800977-08 REEPAC506 0.11977, Description: REEPAC506

	# Name	ID	Area	%Rec	Area Out
1	1 13C4-PFBA	1800977-08 REEPAC506 0.11977	1.01e4	99.2	NO
2	2 13C5-PFHxA	1800977-08 REEPAC506 0.11977	1.47e4	98.8	NO
3	3 13C3-PFHxS	1800977-08 REEPAC506 0.11977	2.93e3	95.6	NO
4	4 13C8-PFOA	1800977-08 REEPAC506 0.11977	1.76e4	109.9	NO
5	5 13C9-PFNA	1800977-08 REEPAC506 0.11977	1.84e4	99.2	NO
6	6 13C4-PFOS	1800977-08 REEPAC506 0.11977	3.63e3	103.9	NO
7	7 13C6-PFDA	1800977-08 REEPAC506 0.11977	2.13e4	103.9	NO
8	8 13C7-PFUDa	1800977-08 REEPAC506 0.11977	2.23e4	91.5	NO

Dataset: F:\Projects\PFAS.PRO\Results\180521M1\IIS.qld

Last Altered: Wednesday, May 23, 2018 10:06:53 Pacific Daylight Time

Printed: Wednesday, May 23, 2018 10:07:11 Pacific Daylight Time

Name: 180521M1_31, Date: 21-May-2018, Time: 21:17:11, ID: 1800977-09 REEPIN018 0.12027, Description: REEPIN018

	# Name	ID	Area	%Rec	Area Out
1	1 13C4-PFBA	1800977-09 REEPIN018 0.12027	1.04e4	103.2	NO
2	2 13C5-PFHxA	1800977-09 REEPIN018 0.12027	1.55e4	104.3	NO
3	3 13C3-PFHxS	1800977-09 REEPIN018 0.12027	3.23e3	105.3	NO
4	4 13C8-PFOA	1800977-09 REEPIN018 0.12027	1.84e4	115.3	NO
5	5 13C9-PFNA	1800977-09 REEPIN018 0.12027	2.17e4	116.9	NO
6	6 13C4-PFOS	1800977-09 REEPIN018 0.12027	3.75e3	107.4	NO
7	7 13C6-PFDA	1800977-09 REEPIN018 0.12027	1.92e4	93.6	NO
8	8 13C7-PFUDa	1800977-09 REEPIN018 0.12027	2.46e4	100.7	NO

Name: 180521M1_32, Date: 21-May-2018, Time: 21:28:38, ID: 1800977-10 REEPEF019 0.11978, Description: REEPEF019

	# Name	ID	Area	%Rec	Area Out
1	1 13C4-PFBA	1800977-10 REEPEF019 0.11978	9.51e3	93.9	NO
2	2 13C5-PFHxA	1800977-10 REEPEF019 0.11978	1.51e4	101.2	NO
3	3 13C3-PFHxS	1800977-10 REEPEF019 0.11978	3.19e3	104.1	NO
4	4 13C8-PFOA	1800977-10 REEPEF019 0.11978	1.72e4	107.6	NO
5	5 13C9-PFNA	1800977-10 REEPEF019 0.11978	1.79e4	96.2	NO
6	6 13C4-PFOS	1800977-10 REEPEF019 0.11978	3.64e3	104.3	NO
7	7 13C6-PFDA	1800977-10 REEPEF019 0.11978	1.84e4	89.7	NO
8	8 13C7-PFUDa	1800977-10 REEPEF019 0.11978	2.19e4	89.7	NO

Name: 180521M1_33, Date: 21-May-2018, Time: 21:40:08, ID: IPA, Description: IPA

	# Name	ID	Area	%Rec	Area Out
1	1 13C4-PFBA	IPA			NO
2	2 13C5-PFHxA	IPA			NO
3	3 13C3-PFHxS	IPA			NO
4	4 13C8-PFOA	IPA			NO
5	5 13C9-PFNA	IPA			NO
6	6 13C4-PFOS	IPA			NO
7	7 13C6-PFDA	IPA			NO
8	8 13C7-PFUDa	IPA			NO

Name: 180521M1_34, Date: 21-May-2018, Time: 21:51:37, ID: ST180521M1-11 PFC CS3 18E1407, Description: PFC CS3 18E1407

	# Name	ID	Area	%Rec	Area Out
1	1 13C4-PFBA	ST180521M1-11 PFC CS3 18E1407	1.16e4	114.6	NO
2	2 13C5-PFHxA	ST180521M1-11 PFC CS3 18E1407	1.83e4	122.6	NO
3	3 13C3-PFHxS	ST180521M1-11 PFC CS3 18E1407	3.58e3	116.9	NO
4	4 13C8-PFOA	ST180521M1-11 PFC CS3 18E1407	2.02e4	126.4	NO
5	5 13C9-PFNA	ST180521M1-11 PFC CS3 18E1407	2.13e4	114.9	NO
6	6 13C4-PFOS	ST180521M1-11 PFC CS3 18E1407	4.20e3	120.3	NO
7	7 13C6-PFDA	ST180521M1-11 PFC CS3 18E1407	2.14e4	104.1	NO
8	8 13C7-PFUDa	ST180521M1-11 PFC CS3 18E1407	2.50e4	102.3	NO

Dataset: F:\Projects\PFAS.PRO\Results\180521M1\IIS.qld

Last Altered: Wednesday, May 23, 2018 10:06:53 Pacific Daylight Time

Printed: Wednesday, May 23, 2018 10:07:11 Pacific Daylight Time

Name: 180521M1_35, Date: 21-May-2018, Time: 22:03:05, ID: IPA, Description: IPA

	# Name	ID	Area	%Rec	Area Out
1	1 13C4-PFBA	IPA			NO
2	2 13C5-PFHxA	IPA			NO
3	3 13C3-PFHxS	IPA			NO
4	4 13C8-PFOA	IPA			NO
5	5 13C9-PFNA	IPA			NO
6	6 13C4-PFOS	IPA			NO
7	7 13C6-PFDA	IPA			NO
8	8 13C7-PFUDa	IPA			NO

Name: 180521M1_36, Date: 21-May-2018, Time: 22:14:35, ID: 1800977-11 REEPAR019 0.11959, Description: REEPAR019

	# Name	ID	Area	%Rec	Area Out
1	1 13C4-PFBA	1800977-11 REEPAR019 0.11959	1.02e4	100.2	NO
2	2 13C5-PFHxA	1800977-11 REEPAR019 0.11959	1.53e4	102.5	NO
3	3 13C3-PFHxS	1800977-11 REEPAR019 0.11959	3.33e3	108.8	NO
4	4 13C8-PFOA	1800977-11 REEPAR019 0.11959	1.86e4	116.5	NO
5	5 13C9-PFNA	1800977-11 REEPAR019 0.11959	2.17e4	116.9	NO
6	6 13C4-PFOS	1800977-11 REEPAR019 0.11959	3.82e3	109.4	NO
7	7 13C6-PFDA	1800977-11 REEPAR019 0.11959	2.09e4	101.9	NO
8	8 13C7-PFUDa	1800977-11 REEPAR019 0.11959	2.35e4	96.0	NO

Name: 180521M1_37, Date: 21-May-2018, Time: 22:26:04, ID: 1800977-12 REEPAC019 0.12032, Description: REEPAC019

	# Name	ID	Area	%Rec	Area Out
1	1 13C4-PFBA	1800977-12 REEPAC019 0.12032	1.05e4	103.2	NO
2	2 13C5-PFHxA	1800977-12 REEPAC019 0.12032	1.60e4	107.7	NO
3	3 13C3-PFHxS	1800977-12 REEPAC019 0.12032	3.45e3	112.7	NO
4	4 13C8-PFOA	1800977-12 REEPAC019 0.12032	1.83e4	114.7	NO
5	5 13C9-PFNA	1800977-12 REEPAC019 0.12032	2.26e4	122.1	NO
6	6 13C4-PFOS	1800977-12 REEPAC019 0.12032	3.80e3	108.8	NO
7	7 13C6-PFDA	1800977-12 REEPAC019 0.12032	1.68e4	82.0	NO
8	8 13C7-PFUDa	1800977-12 REEPAC019 0.12032	2.37e4	96.9	NO

Name: 180521M1_38, Date: 21-May-2018, Time: 22:37:33, ID: 1800977-13 REEPIN019 0.1211, Description: REEPIN019

	# Name	ID	Area	%Rec	Area Out
1	1 13C4-PFBA	1800977-13 REEPIN019 0.1211	1.13e4	111.6	NO
2	2 13C5-PFHxA	1800977-13 REEPIN019 0.1211	1.74e4	117.0	NO
3	3 13C3-PFHxS	1800977-13 REEPIN019 0.1211	3.62e3	118.2	NO
4	4 13C8-PFOA	1800977-13 REEPIN019 0.1211	2.15e4	134.7	NO
5	5 13C9-PFNA	1800977-13 REEPIN019 0.1211	2.23e4	120.2	NO
6	6 13C4-PFOS	1800977-13 REEPIN019 0.1211	4.05e3	115.9	NO
7	7 13C6-PFDA	1800977-13 REEPIN019 0.1211	2.01e4	97.8	NO
8	8 13C7-PFUDa	1800977-13 REEPIN019 0.1211	2.17e4	88.9	NO

Dataset: F:\Projects\PFAS.PRO\Results\180521M1\IIS.qld

Last Altered: Wednesday, May 23, 2018 10:06:53 Pacific Daylight Time

Printed: Wednesday, May 23, 2018 10:07:11 Pacific Daylight Time

Name: 180521M1_39, Date: 21-May-2018, Time: 22:49:03, ID: 1800977-14 REEPEF020 0.11978, Description: REEPEF020

	# Name	ID	Area	%Rec	Area Out
1	1 13C4-PFBA	1800977-14 REEPEF020 0.11978	9.70e3	95.8	NO
2	2 13C5-PFHxA	1800977-14 REEPEF020 0.11978	1.45e4	97.3	NO
3	3 13C3-PFHxS	1800977-14 REEPEF020 0.11978	3.12e3	101.9	NO
4	4 13C8-PFOA	1800977-14 REEPEF020 0.11978	1.69e4	106.0	NO
5	5 13C9-PFNA	1800977-14 REEPEF020 0.11978	2.00e4	108.1	NO
6	6 13C4-PFOS	1800977-14 REEPEF020 0.11978	3.62e3	103.7	NO
7	7 13C6-PFDA	1800977-14 REEPEF020 0.11978	1.87e4	91.0	NO
8	8 13C7-PFUDa	1800977-14 REEPEF020 0.11978	2.42e4	99.2	NO

Name: 180521M1_40, Date: 21-May-2018, Time: 23:00:29, ID: 1800977-15 REEPEF507 0.11871, Description: REEPEF507

	# Name	ID	Area	%Rec	Area Out
1	1 13C4-PFBA	1800977-15 REEPEF507 0.11871	1.04e4	103.1	NO
2	2 13C5-PFHxA	1800977-15 REEPEF507 0.11871	1.59e4	106.8	NO
3	3 13C3-PFHxS	1800977-15 REEPEF507 0.11871	3.31e3	108.0	NO
4	4 13C8-PFOA	1800977-15 REEPEF507 0.11871	1.88e4	117.6	NO
5	5 13C9-PFNA	1800977-15 REEPEF507 0.11871	2.00e4	107.6	NO
6	6 13C4-PFOS	1800977-15 REEPEF507 0.11871	3.71e3	106.4	NO
7	7 13C6-PFDA	1800977-15 REEPEF507 0.11871	1.48e4	71.9	NO
8	8 13C7-PFUDa	1800977-15 REEPEF507 0.11871	2.14e4	87.7	NO

Name: 180521M1_41, Date: 21-May-2018, Time: 23:11:59, ID: 1800977-16 REEPAR020 0.12031, Description: REEPAR020

	# Name	ID	Area	%Rec	Area Out
1	1 13C4-PFBA	1800977-16 REEPAR020 0.12031	1.05e4	103.4	NO
2	2 13C5-PFHxA	1800977-16 REEPAR020 0.12031	1.64e4	110.3	NO
3	3 13C3-PFHxS	1800977-16 REEPAR020 0.12031	3.27e3	106.8	NO
4	4 13C8-PFOA	1800977-16 REEPAR020 0.12031	1.77e4	111.0	NO
5	5 13C9-PFNA	1800977-16 REEPAR020 0.12031	2.25e4	121.5	NO
6	6 13C4-PFOS	1800977-16 REEPAR020 0.12031	3.91e3	112.1	NO
7	7 13C6-PFDA	1800977-16 REEPAR020 0.12031	2.14e4	104.4	NO
8	8 13C7-PFUDa	1800977-16 REEPAR020 0.12031	2.20e4	90.0	NO

Name: 180521M1_42, Date: 21-May-2018, Time: 23:23:29, ID: 1800977-17 REEPAC020 0.11969, Description: REEPAC020

	# Name	ID	Area	%Rec	Area Out
1	1 13C4-PFBA	1800977-17 REEPAC020 0.11969	1.06e4	104.8	NO
2	2 13C5-PFHxA	1800977-17 REEPAC020 0.11969	1.64e4	109.9	NO
3	3 13C3-PFHxS	1800977-17 REEPAC020 0.11969	3.46e3	113.1	NO
4	4 13C8-PFOA	1800977-17 REEPAC020 0.11969	1.84e4	115.0	NO
5	5 13C9-PFNA	1800977-17 REEPAC020 0.11969	2.14e4	115.5	NO
6	6 13C4-PFOS	1800977-17 REEPAC020 0.11969	3.67e3	105.2	NO
7	7 13C6-PFDA	1800977-17 REEPAC020 0.11969	1.72e4	83.9	NO
8	8 13C7-PFUDa	1800977-17 REEPAC020 0.11969	1.98e4	81.2	NO

Dataset: F:\Projects\PFAS.PRO\Results\180521M1\IIS.qld

Last Altered: Wednesday, May 23, 2018 10:06:53 Pacific Daylight Time

Printed: Wednesday, May 23, 2018 10:07:11 Pacific Daylight Time

Name: 180521M1_43, Date: 21-May-2018, Time: 23:34:56, ID: 1800977-18 REEPIN020 0.11994, Description: REEPIN020

	# Name	ID	Area	%Rec	Area Out
1	1 13C4-PFBA	1800977-18 REEPIN020 0.11994	1.04e4	102.9	NO
2	2 13C5-PFHxA	1800977-18 REEPIN020 0.11994	1.54e4	103.2	NO
3	3 13C3-PFHxS	1800977-18 REEPIN020 0.11994	3.24e3	105.9	NO
4	4 13C8-PFOA	1800977-18 REEPIN020 0.11994	1.79e4	111.9	NO
5	5 13C9-PFNA	1800977-18 REEPIN020 0.11994	1.91e4	103.1	NO
6	6 13C4-PFOS	1800977-18 REEPIN020 0.11994	3.70e3	106.0	NO
7	7 13C6-PFDA	1800977-18 REEPIN020 0.11994	1.54e4	74.9	NO
8	8 13C7-PFUDa	1800977-18 REEPIN020 0.11994	2.21e4	90.3	NO

Name: 180521M1_44, Date: 21-May-2018, Time: 23:46:23, ID: B8D0175-BS1 OPR 1, Description: OPR

	# Name	ID	Area	%Rec	Area Out
1	1 13C4-PFBA	B8D0175-BS1 OPR 1	7.32e3	72.2	NO
2	2 13C5-PFHxA	B8D0175-BS1 OPR 1	1.03e4	69.0	NO
3	3 13C3-PFHxS	B8D0175-BS1 OPR 1	2.35e3	76.8	NO
4	4 13C8-PFOA	B8D0175-BS1 OPR 1	1.28e4	79.8	NO
5	5 13C9-PFNA	B8D0175-BS1 OPR 1	1.49e4	80.2	NO
6	6 13C4-PFOS	B8D0175-BS1 OPR 1	2.84e3	81.4	NO
7	7 13C6-PFDA	B8D0175-BS1 OPR 1	1.22e4	59.5	NO
8	8 13C7-PFUDa	B8D0175-BS1 OPR 1	1.57e4	64.2	NO

Name: 180521M1_45, Date: 21-May-2018, Time: 23:57:50, ID: B8D0175-MS1 Matrix Spike 1.2, Description: Matrix Spike

	# Name	ID	Area	%Rec	Area Out
1	1 13C4-PFBA	B8D0175-MS1 Matrix Spike 1.2	7.51e3	74.2	NO
2	2 13C5-PFHxA	B8D0175-MS1 Matrix Spike 1.2	1.11e4	74.4	NO
3	3 13C3-PFHxS	B8D0175-MS1 Matrix Spike 1.2	2.58e3	84.1	NO
4	4 13C8-PFOA	B8D0175-MS1 Matrix Spike 1.2	1.30e4	81.0	NO
5	5 13C9-PFNA	B8D0175-MS1 Matrix Spike 1.2	1.25e4	67.2	NO
6	6 13C4-PFOS	B8D0175-MS1 Matrix Spike 1.2	2.85e3	81.8	NO
7	7 13C6-PFDA	B8D0175-MS1 Matrix Spike 1.2	1.38e4	67.1	NO
8	8 13C7-PFUDa	B8D0175-MS1 Matrix Spike 1.2	1.65e4	67.6	NO

Name: 180521M1_46, Date: 22-May-2018, Time: 00:09:17, ID: B8D0175-MSD1 Matrix Spike Dup 1.16, Description: Matrix Spike Dup

	# Name	ID	Area	%Rec	Area Out
1	1 13C4-PFBA	B8D0175-MSD1 Matrix Spike Dup 1.16	7.18e3	70.9	NO
2	2 13C5-PFHxA	B8D0175-MSD1 Matrix Spike Dup 1.16	1.07e4	71.6	NO
3	3 13C3-PFHxS	B8D0175-MSD1 Matrix Spike Dup 1.16	2.36e3	77.1	NO
4	4 13C8-PFOA	B8D0175-MSD1 Matrix Spike Dup 1.16	1.31e4	81.7	NO
5	5 13C9-PFNA	B8D0175-MSD1 Matrix Spike Dup 1.16	1.53e4	82.5	NO
6	6 13C4-PFOS	B8D0175-MSD1 Matrix Spike Dup 1.16	2.76e3	78.9	NO
7	7 13C6-PFDA	B8D0175-MSD1 Matrix Spike Dup 1.16	1.36e4	66.5	NO
8	8 13C7-PFUDa	B8D0175-MSD1 Matrix Spike Dup 1.16	1.54e4	63.0	NO

Dataset: F:\Projects\PFAS.PRO\Results\180521M1\IIS.qld

Last Altered: Wednesday, May 23, 2018 10:06:53 Pacific Daylight Time

Printed: Wednesday, May 23, 2018 10:07:11 Pacific Daylight Time

Name: 180521M1_47, Date: 22-May-2018, Time: 00:20:44, ID: B8D0175-BLK1 Method Blank 1, Description: Method Blank

	# Name	ID	Area	%Rec	Area Out
1	1 13C4-PFBA	B8D0175-BLK1 Method Blank 1	7.97e3	78.7	NO
2	2 13C5-PFHxA	B8D0175-BLK1 Method Blank 1	1.17e4	78.5	NO
3	3 13C3-PFHxS	B8D0175-BLK1 Method Blank 1	2.46e3	80.4	NO
4	4 13C8-PFOA	B8D0175-BLK1 Method Blank 1	1.47e4	91.7	NO
5	5 13C9-PFNA	B8D0175-BLK1 Method Blank 1	1.55e4	83.8	NO
6	6 13C4-PFOS	B8D0175-BLK1 Method Blank 1	2.87e3	82.3	NO
7	7 13C6-PFDA	B8D0175-BLK1 Method Blank 1	1.39e4	67.8	NO
8	8 13C7-PFUDa	B8D0175-BLK1 Method Blank 1	1.62e4	66.5	NO

Name: 180521M1_48, Date: 22-May-2018, Time: 00:32:11, ID: 1800694-01 PFC-32 (1.5) 1.01, Description: PFC-32 (1.5)

	# Name	ID	Area	%Rec	Area Out
1	1 13C4-PFBA	1800694-01 PFC-32 (1.5) 1.01	7.14e3	70.5	NO
2	2 13C5-PFHxA	1800694-01 PFC-32 (1.5) 1.01	1.20e4	80.4	NO
3	3 13C3-PFHxS	1800694-01 PFC-32 (1.5) 1.01	2.51e3	81.8	NO
4	4 13C8-PFOA	1800694-01 PFC-32 (1.5) 1.01	1.45e4	90.8	NO
5	5 13C9-PFNA	1800694-01 PFC-32 (1.5) 1.01	1.46e4	78.5	NO
6	6 13C4-PFOS	1800694-01 PFC-32 (1.5) 1.01	2.87e3	82.2	NO
7	7 13C6-PFDA	1800694-01 PFC-32 (1.5) 1.01	1.25e4	60.9	NO
8	8 13C7-PFUDa	1800694-01 PFC-32 (1.5) 1.01	1.61e4	66.1	NO

Name: 180521M1_49, Date: 22-May-2018, Time: 00:43:40, ID: 1800694-02 PFC-32 (4-5) 1.1, Description: PFC-32 (4-5)

	# Name	ID	Area	%Rec	Area Out
1	1 13C4-PFBA	1800694-02 PFC-32 (4-5) 1.1	8.31e3	82.1	NO
2	2 13C5-PFHxA	1800694-02 PFC-32 (4-5) 1.1	1.33e4	89.2	NO
3	3 13C3-PFHxS	1800694-02 PFC-32 (4-5) 1.1	2.97e3	96.9	NO
4	4 13C8-PFOA	1800694-02 PFC-32 (4-5) 1.1	1.62e4	101.3	NO
5	5 13C9-PFNA	1800694-02 PFC-32 (4-5) 1.1	1.93e4	104.2	NO
6	6 13C4-PFOS	1800694-02 PFC-32 (4-5) 1.1	3.44e3	98.6	NO
7	7 13C6-PFDA	1800694-02 PFC-32 (4-5) 1.1	1.64e4	79.9	NO
8	8 13C7-PFUDa	1800694-02 PFC-32 (4-5) 1.1	1.96e4	80.3	NO

Name: 180521M1_50, Date: 22-May-2018, Time: 00:55:10, ID: IPA, Description: IPA

	# Name	ID	Area	%Rec	Area Out
1	1 13C4-PFBA	IPA			NO
2	2 13C5-PFHxA	IPA			NO
3	3 13C3-PFHxS	IPA			NO
4	4 13C8-PFOA	IPA			NO
5	5 13C9-PFNA	IPA			NO
6	6 13C4-PFOS	IPA			NO
7	7 13C6-PFDA	IPA			NO
8	8 13C7-PFUDa	IPA			NO

Dataset: F:\Projects\PFAS.PRO\Results\180521M1\IIS.qld

Last Altered: Wednesday, May 23, 2018 10:06:53 Pacific Daylight Time

Printed: Wednesday, May 23, 2018 10:07:11 Pacific Daylight Time

Name: 180521M1_51, Date: 22-May-2018, Time: 01:06:40, ID: ST180521M1-12 PFC CS3 18E1407, Description: PFC CS3 18E1407

	# Name	ID	Area	%Rec	Area Out
1	1 13C4-PFBA	ST180521M1-12 PFC CS3 18E1407	1.23e4	121.0	NO
2	2 13C5-PFHxA	ST180521M1-12 PFC CS3 18E1407	1.80e4	120.8	NO
3	3 13C3-PFHxS	ST180521M1-12 PFC CS3 18E1407	3.87e3	126.5	NO
4	4 13C8-PFOA	ST180521M1-12 PFC CS3 18E1407	1.93e4	120.7	NO
5	5 13C9-PFNA	ST180521M1-12 PFC CS3 18E1407	2.34e4	126.2	NO
6	6 13C4-PFOS	ST180521M1-12 PFC CS3 18E1407	4.12e3	118.0	NO
7	7 13C6-PFDA	ST180521M1-12 PFC CS3 18E1407	2.10e4	102.3	NO
8	8 13C7-PFUDa	ST180521M1-12 PFC CS3 18E1407	2.21e4	90.3	NO

Name: 180521M1_52, Date: 22-May-2018, Time: 01:18:09, ID: IPA, Description: IPA

	# Name	ID	Area	%Rec	Area Out
1	1 13C4-PFBA	IPA			NO
2	2 13C5-PFHxA	IPA			NO
3	3 13C3-PFHxS	IPA			NO
4	4 13C8-PFOA	IPA			NO
5	5 13C9-PFNA	IPA			NO
6	6 13C4-PFOS	IPA			NO
7	7 13C6-PFDA	IPA			NO
8	8 13C7-PFUDa	IPA			NO

Name: 180521M1_53, Date: 22-May-2018, Time: 01:29:36, ID: 1800694-03 PFC-32 (8) 1.06, Description: PFC-32 (8)

	# Name	ID	Area	%Rec	Area Out
1	1 13C4-PFBA	1800694-03 PFC-32 (8) 1.06	7.92e3	78.2	NO
2	2 13C5-PFHxA	1800694-03 PFC-32 (8) 1.06	1.18e4	79.2	NO
3	3 13C3-PFHxS	1800694-03 PFC-32 (8) 1.06	2.43e3	79.5	NO
4	4 13C8-PFOA	1800694-03 PFC-32 (8) 1.06	1.51e4	94.5	NO
5	5 13C9-PFNA	1800694-03 PFC-32 (8) 1.06	1.57e4	84.5	NO
6	6 13C4-PFOS	1800694-03 PFC-32 (8) 1.06	2.76e3	78.9	NO
7	7 13C6-PFDA	1800694-03 PFC-32 (8) 1.06	1.16e4	56.6	NO
8	8 13C7-PFUDa	1800694-03 PFC-32 (8) 1.06	1.52e4	62.0	NO

Name: 180521M1_54, Date: 22-May-2018, Time: 01:41:03, ID: 1800694-04 PFC-33 (1.5) 1, Description: PFC-33 (1.5)

	# Name	ID	Area	%Rec	Area Out
1	1 13C4-PFBA	1800694-04 PFC-33 (1.5) 1	7.28e3	71.9	NO
2	2 13C5-PFHxA	1800694-04 PFC-33 (1.5) 1	1.16e4	78.2	NO
3	3 13C3-PFHxS	1800694-04 PFC-33 (1.5) 1	2.53e3	82.8	NO
4	4 13C8-PFOA	1800694-04 PFC-33 (1.5) 1	1.26e4	79.0	NO
5	5 13C9-PFNA	1800694-04 PFC-33 (1.5) 1	1.37e4	74.0	NO
6	6 13C4-PFOS	1800694-04 PFC-33 (1.5) 1	2.67e3	76.6	NO
7	7 13C6-PFDA	1800694-04 PFC-33 (1.5) 1	1.41e4	68.7	NO
8	8 13C7-PFUDa	1800694-04 PFC-33 (1.5) 1	1.44e4	59.1	NO

Dataset: F:\Projects\PFAS.PRO\Results\180521M1\IIS.qld

Last Altered: Wednesday, May 23, 2018 10:06:53 Pacific Daylight Time

Printed: Wednesday, May 23, 2018 10:07:11 Pacific Daylight Time

Name: 180521M1_55, Date: 22-May-2018, Time: 01:52:30, ID: 1800694-05 PFC-33 (4-5) 1.12, Description: PFC-33 (4-5)

	# Name	ID	Area	%Rec	Area Out
1	1 13C4-PFBA	1800694-05 PFC-33 (4-5) 1.12	7.05e3	69.6	NO
2	2 13C5-PFHxA	1800694-05 PFC-33 (4-5) 1.12	1.08e4	72.7	NO
3	3 13C3-PFHxS	1800694-05 PFC-33 (4-5) 1.12	2.46e3	80.2	NO
4	4 13C8-PFOA	1800694-05 PFC-33 (4-5) 1.12	1.33e4	83.5	NO
5	5 13C9-PFNA	1800694-05 PFC-33 (4-5) 1.12	1.29e4	69.4	NO
6	6 13C4-PFOS	1800694-05 PFC-33 (4-5) 1.12	2.77e3	79.3	NO
7	7 13C6-PFDA	1800694-05 PFC-33 (4-5) 1.12	1.29e4	62.8	NO
8	8 13C7-PFUDa	1800694-05 PFC-33 (4-5) 1.12	1.26e4	51.7	NO

Name: 180521M1_56, Date: 22-May-2018, Time: 02:03:56, ID: 1800694-06 PFC-33 (8) 1.02, Description: PFC-33 (8)

	# Name	ID	Area	%Rec	Area Out
1	1 13C4-PFBA	1800694-06 PFC-33 (8) 1.02	6.87e3	67.9	NO
2	2 13C5-PFHxA	1800694-06 PFC-33 (8) 1.02	1.08e4	72.6	NO
3	3 13C3-PFHxS	1800694-06 PFC-33 (8) 1.02	2.33e3	76.2	NO
4	4 13C8-PFOA	1800694-06 PFC-33 (8) 1.02	1.17e4	73.0	NO
5	5 13C9-PFNA	1800694-06 PFC-33 (8) 1.02	1.39e4	75.1	NO
6	6 13C4-PFOS	1800694-06 PFC-33 (8) 1.02	2.58e3	73.8	NO
7	7 13C6-PFDA	1800694-06 PFC-33 (8) 1.02	1.37e4	66.8	NO
8	8 13C7-PFUDa	1800694-06 PFC-33 (8) 1.02	1.40e4	57.3	NO

Name: 180521M1_57, Date: 22-May-2018, Time: 02:15:26, ID: 1800694-07 PFC-34 (1.5) 1.14, Description: PFC-34 (1.5)

	# Name	ID	Area	%Rec	Area Out
1	1 13C4-PFBA	1800694-07 PFC-34 (1.5) 1.14	6.91e3	68.2	NO
2	2 13C5-PFHxA	1800694-07 PFC-34 (1.5) 1.14	1.02e4	68.4	NO
3	3 13C3-PFHxS	1800694-07 PFC-34 (1.5) 1.14	2.19e3	71.6	NO
4	4 13C8-PFOA	1800694-07 PFC-34 (1.5) 1.14	1.20e4	74.9	NO
5	5 13C9-PFNA	1800694-07 PFC-34 (1.5) 1.14	1.36e4	73.4	NO
6	6 13C4-PFOS	1800694-07 PFC-34 (1.5) 1.14	2.43e3	69.6	NO
7	7 13C6-PFDA	1800694-07 PFC-34 (1.5) 1.14	1.26e4	61.4	NO
8	8 13C7-PFUDa	1800694-07 PFC-34 (1.5) 1.14	1.45e4	59.5	NO

Name: 180521M1_58, Date: 22-May-2018, Time: 02:26:55, ID: 1800694-08 PFC-34 (4-5) 1.01, Description: PFC-34 (4-5)

	# Name	ID	Area	%Rec	Area Out
1	1 13C4-PFBA	1800694-08 PFC-34 (4-5) 1.01	7.61e3	75.2	NO
2	2 13C5-PFHxA	1800694-08 PFC-34 (4-5) 1.01	1.05e4	70.2	NO
3	3 13C3-PFHxS	1800694-08 PFC-34 (4-5) 1.01	2.40e3	78.3	NO
4	4 13C8-PFOA	1800694-08 PFC-34 (4-5) 1.01	1.26e4	79.1	NO
5	5 13C9-PFNA	1800694-08 PFC-34 (4-5) 1.01	1.40e4	75.4	NO
6	6 13C4-PFOS	1800694-08 PFC-34 (4-5) 1.01	2.70e3	77.4	NO
7	7 13C6-PFDA	1800694-08 PFC-34 (4-5) 1.01	1.40e4	68.1	NO
8	8 13C7-PFUDa	1800694-08 PFC-34 (4-5) 1.01	1.65e4	67.4	NO

Dataset: F:\Projects\PFAS.PRO\Results\180521M1\IIS.qld

Last Altered: Wednesday, May 23, 2018 10:06:53 Pacific Daylight Time

Printed: Wednesday, May 23, 2018 10:07:11 Pacific Daylight Time

Name: 180521M1_59, Date: 22-May-2018, Time: 02:38:25, ID: 1800694-09 PFC-35 (1.5) 1.15, Description: PFC-35 (1.5)

	# Name	ID	Area	%Rec	Area Out
1	1 13C4-PFBA	1800694-09 PFC-35 (1.5) 1.15	7.08e3	70.0	NO
2	2 13C5-PFHxA	1800694-09 PFC-35 (1.5) 1.15	1.03e4	69.1	NO
3	3 13C3-PFHxS	1800694-09 PFC-35 (1.5) 1.15	2.34e3	76.3	NO
4	4 13C8-PFOA	1800694-09 PFC-35 (1.5) 1.15	1.29e4	80.7	NO
5	5 13C9-PFNA	1800694-09 PFC-35 (1.5) 1.15	1.51e4	81.6	NO
6	6 13C4-PFOS	1800694-09 PFC-35 (1.5) 1.15	2.99e3	85.6	NO
7	7 13C6-PFDA	1800694-09 PFC-35 (1.5) 1.15	1.09e4	53.0	NO
8	8 13C7-PFUDa	1800694-09 PFC-35 (1.5) 1.15	1.27e4	52.0	NO

Name: 180521M1_60, Date: 22-May-2018, Time: 02:49:55, ID: 1800694-10 PFC-35 (4-5) 1.18, Description: PFC-35 (4-5)

	# Name	ID	Area	%Rec	Area Out
1	1 13C4-PFBA	1800694-10 PFC-35 (4-5) 1.18	7.67e3	75.7	NO
2	2 13C5-PFHxA	1800694-10 PFC-35 (4-5) 1.18	1.18e4	79.5	NO
3	3 13C3-PFHxS	1800694-10 PFC-35 (4-5) 1.18	2.54e3	83.0	NO
4	4 13C8-PFOA	1800694-10 PFC-35 (4-5) 1.18	1.37e4	86.0	NO
5	5 13C9-PFNA	1800694-10 PFC-35 (4-5) 1.18	1.45e4	77.9	NO
6	6 13C4-PFOS	1800694-10 PFC-35 (4-5) 1.18	2.83e3	81.2	NO
7	7 13C6-PFDA	1800694-10 PFC-35 (4-5) 1.18	1.15e4	56.0	NO
8	8 13C7-PFUDa	1800694-10 PFC-35 (4-5) 1.18	1.82e4	74.6	NO

Name: 180521M1_61, Date: 22-May-2018, Time: 03:01:24, ID: 1800694-11 PFC-35 (8) 1.2, Description: PFC-35 (8)

	# Name	ID	Area	%Rec	Area Out
1	1 13C4-PFBA	1800694-11 PFC-35 (8) 1.2	8.17e3	80.7	NO
2	2 13C5-PFHxA	1800694-11 PFC-35 (8) 1.2	1.28e4	85.7	NO
3	3 13C3-PFHxS	1800694-11 PFC-35 (8) 1.2	2.75e3	89.8	NO
4	4 13C8-PFOA	1800694-11 PFC-35 (8) 1.2	1.36e4	85.4	NO
5	5 13C9-PFNA	1800694-11 PFC-35 (8) 1.2	1.67e4	90.0	NO
6	6 13C4-PFOS	1800694-11 PFC-35 (8) 1.2	3.12e3	89.3	NO
7	7 13C6-PFDA	1800694-11 PFC-35 (8) 1.2	1.38e4	67.1	NO
8	8 13C7-PFUDa	1800694-11 PFC-35 (8) 1.2	1.44e4	58.9	NO

Name: 180521M1_62, Date: 22-May-2018, Time: 03:12:54, ID: 1800694-12 PFC-36 (1.5) 1.21, Description: PFC-36 (1.5)

	# Name	ID	Area	%Rec	Area Out
1	1 13C4-PFBA	1800694-12 PFC-36 (1.5) 1.21	8.00e3	79.0	NO
2	2 13C5-PFHxA	1800694-12 PFC-36 (1.5) 1.21	1.21e4	81.2	NO
3	3 13C3-PFHxS	1800694-12 PFC-36 (1.5) 1.21	2.64e3	86.2	NO
4	4 13C8-PFOA	1800694-12 PFC-36 (1.5) 1.21	1.41e4	88.3	NO
5	5 13C9-PFNA	1800694-12 PFC-36 (1.5) 1.21	1.47e4	79.4	NO
6	6 13C4-PFOS	1800694-12 PFC-36 (1.5) 1.21	2.86e3	81.9	NO
7	7 13C6-PFDA	1800694-12 PFC-36 (1.5) 1.21	1.41e4	68.7	NO
8	8 13C7-PFUDa	1800694-12 PFC-36 (1.5) 1.21	1.61e4	66.0	NO

Dataset: F:\Projects\PFAS.PRO\Results\180521M1\IIS.qld

Last Altered: Wednesday, May 23, 2018 10:06:53 Pacific Daylight Time

Printed: Wednesday, May 23, 2018 10:07:11 Pacific Daylight Time

Name: 180521M1_63, Date: 22-May-2018, Time: 03:24:23, ID: IPA, Description: IPA

	# Name	ID	Area	%Rec	Area Out
1	1 13C4-PFBA	IPA			NO
2	2 13C5-PFHxA	IPA			NO
3	3 13C3-PFHxS	IPA			NO
4	4 13C8-PFOA	IPA			NO
5	5 13C9-PFNA	IPA			NO
6	6 13C4-PFOS	IPA			NO
7	7 13C6-PFDA	IPA			NO
8	8 13C7-PFUDa	IPA			NO

Name: 180521M1_64, Date: 22-May-2018, Time: 03:35:53, ID: ST180521M1-13 PFC CS3 18E1407, Description: PFC CS3 18E1407

	# Name	ID	Area	%Rec	Area Out
1	1 13C4-PFBA	ST180521M1-13 PFC CS3 18E1407	1.24e4	122.0	NO
2	2 13C5-PFHxA	ST180521M1-13 PFC CS3 18E1407	1.83e4	122.7	NO
3	3 13C3-PFHxS	ST180521M1-13 PFC CS3 18E1407	3.92e3	127.9	NO
4	4 13C8-PFOA	ST180521M1-13 PFC CS3 18E1407	2.11e4	132.0	NO
5	5 13C9-PFNA	ST180521M1-13 PFC CS3 18E1407	2.12e4	114.3	NO
6	6 13C4-PFOS	ST180521M1-13 PFC CS3 18E1407	4.45e3	127.5	NO
7	7 13C6-PFDA	ST180521M1-13 PFC CS3 18E1407	2.04e4	99.6	NO
8	8 13C7-PFUDa	ST180521M1-13 PFC CS3 18E1407	2.39e4	97.9	NO

Name: 180521M1_65, Date: 22-May-2018, Time: 03:47:23, ID: ST180521M1-14 PFC CS0 18E1404, Description: PFC CS0 18E1404

	# Name	ID	Area	%Rec	Area Out
1	1 13C4-PFBA	ST180521M1-14 PFC CS0 18E1404	1.25e4	123.3	NO
2	2 13C5-PFHxA	ST180521M1-14 PFC CS0 18E1404	1.86e4	125.1	NO
3	3 13C3-PFHxS	ST180521M1-14 PFC CS0 18E1404	3.95e3	129.0	NO
4	4 13C8-PFOA	ST180521M1-14 PFC CS0 18E1404	2.24e4	139.9	NO
5	5 13C9-PFNA	ST180521M1-14 PFC CS0 18E1404	2.31e4	124.6	NO
6	6 13C4-PFOS	ST180521M1-14 PFC CS0 18E1404	4.57e3	130.8	NO
7	7 13C6-PFDA	ST180521M1-14 PFC CS0 18E1404	2.15e4	104.8	NO
8	8 13C7-PFUDa	ST180521M1-14 PFC CS0 18E1404	2.43e4	99.7	NO

Name: 180521M1_66, Date: 22-May-2018, Time: 03:58:51, ID: IPA, Description: IPA

	# Name	ID	Area	%Rec	Area Out
1	1 13C4-PFBA	IPA			NO
2	2 13C5-PFHxA	IPA			NO
3	3 13C3-PFHxS	IPA			NO
4	4 13C8-PFOA	IPA			NO
5	5 13C9-PFNA	IPA			NO
6	6 13C4-PFOS	IPA			NO
7	7 13C6-PFDA	IPA			NO
8	8 13C7-PFUDa	IPA			NO

Dataset: F:\Projects\PFAS.PRO\Results\180521M1\IIS.qld

Last Altered: Wednesday, May 23, 2018 10:06:53 Pacific Daylight Time

Printed: Wednesday, May 23, 2018 10:07:11 Pacific Daylight Time

Name: 180521M1_67, Date: 22-May-2018, Time: 04:10:22, ID: 1800694-13 PFC-36 (4-5) 1, Description: PFC-36 (4-5)

	# Name	ID	Area	%Rec	Area Out
1	1 13C4-PFBA	1800694-13 PFC-36 (4-5) 1	8.44e3	83.4	NO
2	2 13C5-PFHxA	1800694-13 PFC-36 (4-5) 1	1.22e4	82.0	NO
3	3 13C3-PFHxS	1800694-13 PFC-36 (4-5) 1	2.90e3	94.7	NO
4	4 13C8-PFOA	1800694-13 PFC-36 (4-5) 1	1.57e4	98.5	NO
5	5 13C9-PFNA	1800694-13 PFC-36 (4-5) 1	1.50e4	80.9	NO
6	6 13C4-PFOS	1800694-13 PFC-36 (4-5) 1	3.24e3	92.9	NO
7	7 13C6-PFDA	1800694-13 PFC-36 (4-5) 1	1.61e4	78.4	NO
8	8 13C7-PFUDa	1800694-13 PFC-36 (4-5) 1	1.57e4	64.2	NO

Name: 180521M1_68, Date: 22-May-2018, Time: 04:21:51, ID: 1800694-14 PFC-36 (8) 1.15, Description: PFC-36 (8)

	# Name	ID	Area	%Rec	Area Out
1	1 13C4-PFBA	1800694-14 PFC-36 (8) 1.15	8.50e3	83.9	NO
2	2 13C5-PFHxA	1800694-14 PFC-36 (8) 1.15	1.19e4	80.2	NO
3	3 13C3-PFHxS	1800694-14 PFC-36 (8) 1.15	2.83e3	92.5	NO
4	4 13C8-PFOA	1800694-14 PFC-36 (8) 1.15	1.39e4	87.0	NO
5	5 13C9-PFNA	1800694-14 PFC-36 (8) 1.15	1.57e4	84.8	NO
6	6 13C4-PFOS	1800694-14 PFC-36 (8) 1.15	3.15e3	90.3	NO
7	7 13C6-PFDA	1800694-14 PFC-36 (8) 1.15	1.32e4	64.3	NO
8	8 13C7-PFUDa	1800694-14 PFC-36 (8) 1.15	1.73e4	70.6	NO

Name: 180521M1_69, Date: 22-May-2018, Time: 04:33:18, ID: 1800694-15 PFC-37 (1.5) 1.21, Description: PFC-37 (1.5)

	# Name	ID	Area	%Rec	Area Out
1	1 13C4-PFBA	1800694-15 PFC-37 (1.5) 1.21	8.17e3	80.7	NO
2	2 13C5-PFHxA	1800694-15 PFC-37 (1.5) 1.21	1.22e4	82.2	NO
3	3 13C3-PFHxS	1800694-15 PFC-37 (1.5) 1.21	2.57e3	84.0	NO
4	4 13C8-PFOA	1800694-15 PFC-37 (1.5) 1.21	1.44e4	90.3	NO
5	5 13C9-PFNA	1800694-15 PFC-37 (1.5) 1.21	1.56e4	84.1	NO
6	6 13C4-PFOS	1800694-15 PFC-37 (1.5) 1.21	2.99e3	85.5	NO
7	7 13C6-PFDA	1800694-15 PFC-37 (1.5) 1.21	1.43e4	69.9	NO
8	8 13C7-PFUDa	1800694-15 PFC-37 (1.5) 1.21	1.55e4	63.3	NO

Name: 180521M1_70, Date: 22-May-2018, Time: 04:44:48, ID: 1800694-16 PFC-37 (4-5) 1.14, Description: PFC-37 (4-5)

	# Name	ID	Area	%Rec	Area Out
1	1 13C4-PFBA	1800694-16 PFC-37 (4-5) 1.14	6.81e3	67.3	NO
2	2 13C5-PFHxA	1800694-16 PFC-37 (4-5) 1.14	1.01e4	67.6	NO
3	3 13C3-PFHxS	1800694-16 PFC-37 (4-5) 1.14	2.34e3	76.6	NO
4	4 13C8-PFOA	1800694-16 PFC-37 (4-5) 1.14	1.15e4	71.9	NO
5	5 13C9-PFNA	1800694-16 PFC-37 (4-5) 1.14	1.40e4	75.4	NO
6	6 13C4-PFOS	1800694-16 PFC-37 (4-5) 1.14	2.44e3	69.9	NO
7	7 13C6-PFDA	1800694-16 PFC-37 (4-5) 1.14	1.24e4	60.6	NO
8	8 13C7-PFUDa	1800694-16 PFC-37 (4-5) 1.14	1.49e4	60.9	NO

Dataset: F:\Projects\PFAS.PRO\Results\180521M1\IIS.qld

Last Altered: Wednesday, May 23, 2018 10:06:53 Pacific Daylight Time

Printed: Wednesday, May 23, 2018 10:07:11 Pacific Daylight Time

Name: 180521M1_71, Date: 22-May-2018, Time: 04:56:17, ID: 1800694-17 PFC-37 (8) 1.04, Description: PFC-37 (8)

#	Name	ID	Area	%Rec	Area Out
1	1 13C4-PFBA	1800694-17 PFC-37 (8) 1.04	7.62e3	75.3	NO
2	2 13C5-PFHxA	1800694-17 PFC-37 (8) 1.04	1.18e4	79.4	NO
3	3 13C3-PFHxS	1800694-17 PFC-37 (8) 1.04	2.55e3	83.3	NO
4	4 13C8-PFOA	1800694-17 PFC-37 (8) 1.04	1.21e4	75.4	NO
5	5 13C9-PFNA	1800694-17 PFC-37 (8) 1.04	1.42e4	76.6	NO
6	6 13C4-PFOS	1800694-17 PFC-37 (8) 1.04	2.77e3	79.4	NO
7	7 13C6-PFDA	1800694-17 PFC-37 (8) 1.04	1.30e4	63.3	NO
8	8 13C7-PFUDa	1800694-17 PFC-37 (8) 1.04	1.42e4	58.3	NO

Name: 180521M1_72, Date: 22-May-2018, Time: 05:07:47, ID: 1800694-18 BD-3 1.08, Description: BD-3

#	Name	ID	Area	%Rec	Area Out
1	1 13C4-PFBA	1800694-18 BD-3 1.08	7.07e3	69.8	NO
2	2 13C5-PFHxA	1800694-18 BD-3 1.08	1.03e4	69.3	NO
3	3 13C3-PFHxS	1800694-18 BD-3 1.08	2.35e3	76.9	NO
4	4 13C8-PFOA	1800694-18 BD-3 1.08	1.25e4	78.3	NO
5	5 13C9-PFNA	1800694-18 BD-3 1.08	1.20e4	64.9	NO
6	6 13C4-PFOS	1800694-18 BD-3 1.08	2.34e3	67.1	NO
7	7 13C6-PFDA	1800694-18 BD-3 1.08	1.29e4	62.6	NO
8	8 13C7-PFUDa	1800694-18 BD-3 1.08	1.15e4	47.2	YES

Name: 180521M1_73, Date: 22-May-2018, Time: 05:19:16, ID: B8E0069-BS1 OPR 0.125, Description: OPR

#	Name	ID	Area	%Rec	Area Out
1	1 13C4-PFBA	B8E0069-BS1 OPR 0.125	6.74e3	66.6	NO
2	2 13C5-PFHxA	B8E0069-BS1 OPR 0.125	9.20e3	61.8	NO
3	3 13C3-PFHxS	B8E0069-BS1 OPR 0.125	2.21e3	72.3	NO
4	4 13C8-PFOA	B8E0069-BS1 OPR 0.125	1.06e4	66.3	NO
5	5 13C9-PFNA	B8E0069-BS1 OPR 0.125	1.28e4	68.9	NO
6	6 13C4-PFOS	B8E0069-BS1 OPR 0.125	2.67e3	76.5	NO
7	7 13C6-PFDA	B8E0069-BS1 OPR 0.125	1.14e4	55.4	NO
8	8 13C7-PFUDa	B8E0069-BS1 OPR 0.125	1.38e4	56.6	NO

Name: 180521M1_74, Date: 22-May-2018, Time: 05:30:46, ID: B8E0069-BSD1 LCSD 0.125, Description: LCSD

#	Name	ID	Area	%Rec	Area Out
1	1 13C4-PFBA	B8E0069-BSD1 LCSD 0.125	6.81e3	67.2	NO
2	2 13C5-PFHxA	B8E0069-BSD1 LCSD 0.125	1.01e4	68.0	NO
3	3 13C3-PFHxS	B8E0069-BSD1 LCSD 0.125	2.31e3	75.5	NO
4	4 13C8-PFOA	B8E0069-BSD1 LCSD 0.125	1.23e4	77.0	NO
5	5 13C9-PFNA	B8E0069-BSD1 LCSD 0.125	1.36e4	73.1	NO
6	6 13C4-PFOS	B8E0069-BSD1 LCSD 0.125	2.88e3	82.6	NO
7	7 13C6-PFDA	B8E0069-BSD1 LCSD 0.125	1.12e4	54.5	NO
8	8 13C7-PFUDa	B8E0069-BSD1 LCSD 0.125	1.57e4	64.2	NO

Dataset: F:\Projects\PFAS.PRO\Results\180521M1\IIS.qld

Last Altered: Wednesday, May 23, 2018 10:06:53 Pacific Daylight Time

Printed: Wednesday, May 23, 2018 10:07:11 Pacific Daylight Time

Name: 180521M1_75, Date: 22-May-2018, Time: 05:42:15, ID: B8E0069-BLK1 Method Blank 0.125, Description: Method Blank

#	Name	ID	Area	%Rec	Area Out
1	1 13C4-PFBA	B8E0069-BLK1 Method Blank 0.125	7.71e3	76.1	NO
2	2 13C5-PFHxA	B8E0069-BLK1 Method Blank 0.125	1.13e4	75.9	NO
3	3 13C3-PFHxS	B8E0069-BLK1 Method Blank 0.125	2.60e3	85.0	NO
4	4 13C8-PFOA	B8E0069-BLK1 Method Blank 0.125	1.27e4	79.5	NO
5	5 13C9-PFNA	B8E0069-BLK1 Method Blank 0.125	1.41e4	76.1	NO
6	6 13C4-PFOS	B8E0069-BLK1 Method Blank 0.125	2.72e3	78.0	NO
7	7 13C6-PFDA	B8E0069-BLK1 Method Blank 0.125	1.18e4	57.7	NO
8	8 13C7-PFUDa	B8E0069-BLK1 Method Blank 0.125	1.63e4	66.8	NO

Name: 180521M1_76, Date: 22-May-2018, Time: 05:53:42, ID: 1800795-01 REEPDW377FRB 0.10851, Description: REEPDW377FRB

#	Name	ID	Area	%Rec	Area Out
1	1 13C4-PFBA	1800795-01 REEPDW377FRB 0.10851	6.67e3	65.9	NO
2	2 13C5-PFHxA	1800795-01 REEPDW377FRB 0.10851	9.77e3	65.7	NO
3	3 13C3-PFHxS	1800795-01 REEPDW377FRB 0.10851	2.36e3	77.0	NO
4	4 13C8-PFOA	1800795-01 REEPDW377FRB 0.10851	1.20e4	74.9	NO
5	5 13C9-PFNA	1800795-01 REEPDW377FRB 0.10851	1.31e4	70.5	NO
6	6 13C4-PFOS	1800795-01 REEPDW377FRB 0.10851	2.67e3	76.6	NO
7	7 13C6-PFDA	1800795-01 REEPDW377FRB 0.10851	1.11e4	54.0	NO
8	8 13C7-PFUDa	1800795-01 REEPDW377FRB 0.10851	1.37e4	56.0	NO

Name: 180521M1_77, Date: 22-May-2018, Time: 06:05:12, ID: 1800795-02 REEPDW378FRB 0.10726, Description: REEPDW378FRB

#	Name	ID	Area	%Rec	Area Out
1	1 13C4-PFBA	1800795-02 REEPDW378FRB 0.10726	6.96e3	68.8	NO
2	2 13C5-PFHxA	1800795-02 REEPDW378FRB 0.10726	1.03e4	69.1	NO
3	3 13C3-PFHxS	1800795-02 REEPDW378FRB 0.10726	2.41e3	78.8	NO
4	4 13C8-PFOA	1800795-02 REEPDW378FRB 0.10726	1.17e4	72.9	NO
5	5 13C9-PFNA	1800795-02 REEPDW378FRB 0.10726	1.36e4	73.1	NO
6	6 13C4-PFOS	1800795-02 REEPDW378FRB 0.10726	2.56e3	73.4	NO
7	7 13C6-PFDA	1800795-02 REEPDW378FRB 0.10726	1.23e4	60.0	NO
8	8 13C7-PFUDa	1800795-02 REEPDW378FRB 0.10726	1.34e4	54.7	NO

Name: 180521M1_78, Date: 22-May-2018, Time: 06:16:41, ID: 1800795-03 REEPDW379FRB 0.11089, Description: REEPDW379FRB

#	Name	ID	Area	%Rec	Area Out
1	1 13C4-PFBA	1800795-03 REEPDW379FRB 0.11089	7.12e3	70.3	NO
2	2 13C5-PFHxA	1800795-03 REEPDW379FRB 0.11089	1.01e4	68.1	NO
3	3 13C3-PFHxS	1800795-03 REEPDW379FRB 0.11089	2.39e3	78.2	NO
4	4 13C8-PFOA	1800795-03 REEPDW379FRB 0.11089	1.18e4	73.8	NO
5	5 13C9-PFNA	1800795-03 REEPDW379FRB 0.11089	1.25e4	67.4	NO
6	6 13C4-PFOS	1800795-03 REEPDW379FRB 0.11089	2.56e3	73.3	NO
7	7 13C6-PFDA	1800795-03 REEPDW379FRB 0.11089	1.12e4	54.7	NO
8	8 13C7-PFUDa	1800795-03 REEPDW379FRB 0.11089	1.46e4	59.8	NO

Dataset: F:\Projects\PFAS.PRO\Results\180521M1\IIS.qld

Last Altered: Wednesday, May 23, 2018 10:06:53 Pacific Daylight Time

Printed: Wednesday, May 23, 2018 10:07:11 Pacific Daylight Time

Name: 180521M1_79, Date: 22-May-2018, Time: 06:28:07, ID: 1800795-04 REEPDW387FRB 0.11453, Description: REEPDW387FRB

#	Name	ID	Area	%Rec	Area Out
1	1 13C4-PFBA	1800795-04 REEPDW387FRB 0.11453	7.05e3	69.7	NO
2	2 13C5-PFHxA	1800795-04 REEPDW387FRB 0.11453	1.02e4	68.8	NO
3	3 13C3-PFHxS	1800795-04 REEPDW387FRB 0.11453	2.39e3	78.0	NO
4	4 13C8-PFOA	1800795-04 REEPDW387FRB 0.11453	1.24e4	77.8	NO
5	5 13C9-PFNA	1800795-04 REEPDW387FRB 0.11453	1.28e4	69.2	NO
6	6 13C4-PFOS	1800795-04 REEPDW387FRB 0.11453	2.73e3	78.1	NO
7	7 13C6-PFDA	1800795-04 REEPDW387FRB 0.11453	1.03e4	50.1	NO
8	8 13C7-PFUDa	1800795-04 REEPDW387FRB 0.11453	1.47e4	60.0	NO

Name: 180521M1_80, Date: 22-May-2018, Time: 06:39:36, ID: 1800795-05 REEPDW388FRB 0.1127, Description: REEPDW388FRB

#	Name	ID	Area	%Rec	Area Out
1	1 13C4-PFBA	1800795-05 REEPDW388FRB 0.1127	7.68e3	75.9	NO
2	2 13C5-PFHxA	1800795-05 REEPDW388FRB 0.1127	1.11e4	74.4	NO
3	3 13C3-PFHxS	1800795-05 REEPDW388FRB 0.1127	2.41e3	78.6	NO
4	4 13C8-PFOA	1800795-05 REEPDW388FRB 0.1127	1.29e4	80.9	NO
5	5 13C9-PFNA	1800795-05 REEPDW388FRB 0.1127	1.27e4	68.5	NO
6	6 13C4-PFOS	1800795-05 REEPDW388FRB 0.1127	2.91e3	83.3	NO
7	7 13C6-PFDA	1800795-05 REEPDW388FRB 0.1127	1.03e4	50.3	NO
8	8 13C7-PFUDa	1800795-05 REEPDW388FRB 0.1127	1.36e4	55.6	NO

Name: 180521M1_81, Date: 22-May-2018, Time: 06:51:06, ID: 1800795-06 REEPDW391FRB 0.1132, Description: REEPDW391FRB

#	Name	ID	Area	%Rec	Area Out
1	1 13C4-PFBA	1800795-06 REEPDW391FRB 0.1132	7.64e3	75.4	NO
2	2 13C5-PFHxA	1800795-06 REEPDW391FRB 0.1132	1.11e4	74.5	NO
3	3 13C3-PFHxS	1800795-06 REEPDW391FRB 0.1132	2.65e3	86.5	NO
4	4 13C8-PFOA	1800795-06 REEPDW391FRB 0.1132	1.27e4	79.6	NO
5	5 13C9-PFNA	1800795-06 REEPDW391FRB 0.1132	1.32e4	71.2	NO
6	6 13C4-PFOS	1800795-06 REEPDW391FRB 0.1132	2.97e3	85.1	NO
7	7 13C6-PFDA	1800795-06 REEPDW391FRB 0.1132	1.11e4	53.8	NO
8	8 13C7-PFUDa	1800795-06 REEPDW391FRB 0.1132	1.40e4	57.4	NO

Name: 180521M1_82, Date: 22-May-2018, Time: 07:02:35, ID: 1800795-07 REEPDW380FRB 0.12033, Description: REEPDW380FRB

#	Name	ID	Area	%Rec	Area Out
1	1 13C4-PFBA	1800795-07 REEPDW380FRB 0.12033	7.85e3	77.5	NO
2	2 13C5-PFHxA	1800795-07 REEPDW380FRB 0.12033	1.18e4	79.1	NO
3	3 13C3-PFHxS	1800795-07 REEPDW380FRB 0.12033	2.60e3	84.8	NO
4	4 13C8-PFOA	1800795-07 REEPDW380FRB 0.12033	1.34e4	83.8	NO
5	5 13C9-PFNA	1800795-07 REEPDW380FRB 0.12033	1.38e4	74.4	NO
6	6 13C4-PFOS	1800795-07 REEPDW380FRB 0.12033	3.01e3	86.3	NO
7	7 13C6-PFDA	1800795-07 REEPDW380FRB 0.12033	1.17e4	57.1	NO
8	8 13C7-PFUDa	1800795-07 REEPDW380FRB 0.12033	1.46e4	59.8	NO

Dataset: F:\Projects\PFAS.PRO\Results\180521M1\IIS.qld

Last Altered: Wednesday, May 23, 2018 10:06:53 Pacific Daylight Time

Printed: Wednesday, May 23, 2018 10:07:11 Pacific Daylight Time

Name: 180521M1_83, Date: 22-May-2018, Time: 07:14:01, ID: 1800795-08 REEPDW381FRB 0.11042, Description: REEPDW381FRB

	# Name	ID	Area	%Rec	Area Out
1	1 13C4-PFBA	1800795-08 REEPDW381FRB 0.11042	8.58e3	84.7	NO
2	2 13C5-PFHxA	1800795-08 REEPDW381FRB 0.11042	1.26e4	84.4	NO
3	3 13C3-PFHxS	1800795-08 REEPDW381FRB 0.11042	2.87e3	93.6	NO
4	4 13C8-PFOA	1800795-08 REEPDW381FRB 0.11042	1.56e4	97.4	NO
5	5 13C9-PFNA	1800795-08 REEPDW381FRB 0.11042	1.72e4	92.9	NO
6	6 13C4-PFOS	1800795-08 REEPDW381FRB 0.11042	2.99e3	85.6	NO
7	7 13C6-PFDA	1800795-08 REEPDW381FRB 0.11042	1.41e4	68.8	NO
8	8 13C7-PFUDa	1800795-08 REEPDW381FRB 0.11042	1.52e4	62.2	NO

Name: 180521M1_84, Date: 22-May-2018, Time: 07:25:32, ID: 1800795-09 REEPDW382FRB 0.11847, Description: REEPDW382FRB

	# Name	ID	Area	%Rec	Area Out
1	1 13C4-PFBA	1800795-09 REEPDW382FRB 0.11847	7.32e3	72.3	NO
2	2 13C5-PFHxA	1800795-09 REEPDW382FRB 0.11847	1.12e4	75.1	NO
3	3 13C3-PFHxS	1800795-09 REEPDW382FRB 0.11847	2.47e3	80.8	NO
4	4 13C8-PFOA	1800795-09 REEPDW382FRB 0.11847	1.23e4	76.7	NO
5	5 13C9-PFNA	1800795-09 REEPDW382FRB 0.11847	1.41e4	76.0	NO
6	6 13C4-PFOS	1800795-09 REEPDW382FRB 0.11847	2.84e3	81.2	NO
7	7 13C6-PFDA	1800795-09 REEPDW382FRB 0.11847	1.28e4	62.5	NO
8	8 13C7-PFUDa	1800795-09 REEPDW382FRB 0.11847	1.54e4	63.0	NO

Name: 180521M1_85, Date: 22-May-2018, Time: 07:36:59, ID: 1800795-10 REEPDW383FRB 0.12021, Description: REEPDW383FRB

	# Name	ID	Area	%Rec	Area Out
1	1 13C4-PFBA	1800795-10 REEPDW383FRB 0.12021	8.09e3	79.9	NO
2	2 13C5-PFHxA	1800795-10 REEPDW383FRB 0.12021	1.29e4	86.8	NO
3	3 13C3-PFHxS	1800795-10 REEPDW383FRB 0.12021	2.87e3	93.9	NO
4	4 13C8-PFOA	1800795-10 REEPDW383FRB 0.12021	1.34e4	83.8	NO
5	5 13C9-PFNA	1800795-10 REEPDW383FRB 0.12021	1.70e4	91.8	NO
6	6 13C4-PFOS	1800795-10 REEPDW383FRB 0.12021	2.98e3	85.3	NO
7	7 13C6-PFDA	1800795-10 REEPDW383FRB 0.12021	1.41e4	68.7	NO
8	8 13C7-PFUDa	1800795-10 REEPDW383FRB 0.12021	1.70e4	69.7	NO

Name: 180521M1_86, Date: 22-May-2018, Time: 07:48:25, ID: 1800795-11 REEPDW384FRB 0.11983, Description: REEPDW384FRB

	# Name	ID	Area	%Rec	Area Out
1	1 13C4-PFBA	1800795-11 REEPDW384FRB 0.11983	7.47e3	73.8	NO
2	2 13C5-PFHxA	1800795-11 REEPDW384FRB 0.11983	1.07e4	71.6	NO
3	3 13C3-PFHxS	1800795-11 REEPDW384FRB 0.11983	2.41e3	78.6	NO
4	4 13C8-PFOA	1800795-11 REEPDW384FRB 0.11983	1.28e4	80.0	NO
5	5 13C9-PFNA	1800795-11 REEPDW384FRB 0.11983	1.35e4	73.0	NO
6	6 13C4-PFOS	1800795-11 REEPDW384FRB 0.11983	2.79e3	80.0	NO
7	7 13C6-PFDA	1800795-11 REEPDW384FRB 0.11983	1.19e4	57.9	NO
8	8 13C7-PFUDa	1800795-11 REEPDW384FRB 0.11983	1.41e4	57.6	NO

Dataset: F:\Projects\PFAS.PRO\Results\180521M1\IIS.qld

Last Altered: Wednesday, May 23, 2018 10:06:53 Pacific Daylight Time

Printed: Wednesday, May 23, 2018 10:07:11 Pacific Daylight Time

Name: 180521M1_87, Date: 22-May-2018, Time: 07:59:55, ID: 1800795-12 REEPDW385FRB 0.12155, Description: REEPDW385FRB

	# Name	ID	Area	%Rec	Area Out
1	1 13C4-PFBA	1800795-12 REEPDW385FRB 0.12155	8.19e3	80.9	NO
2	2 13C5-PFHxA	1800795-12 REEPDW385FRB 0.12155	1.25e4	83.8	NO
3	3 13C3-PFHxS	1800795-12 REEPDW385FRB 0.12155	2.70e3	88.3	NO
4	4 13C8-PFOA	1800795-12 REEPDW385FRB 0.12155	1.22e4	76.3	NO
5	5 13C9-PFNA	1800795-12 REEPDW385FRB 0.12155	1.49e4	80.4	NO
6	6 13C4-PFOS	1800795-12 REEPDW385FRB 0.12155	2.84e3	81.3	NO
7	7 13C6-PFDA	1800795-12 REEPDW385FRB 0.12155	1.47e4	71.4	NO
8	8 13C7-PFUDa	1800795-12 REEPDW385FRB 0.12155	1.66e4	67.9	NO

Name: 180521M1_88, Date: 22-May-2018, Time: 08:11:23, ID: 1800795-13 REEPDW386FRB 0.11708, Description: REEPDW386FRB

	# Name	ID	Area	%Rec	Area Out
1	1 13C4-PFBA	1800795-13 REEPDW386FRB 0.11708	7.87e3	77.8	NO
2	2 13C5-PFHxA	1800795-13 REEPDW386FRB 0.11708	1.22e4	82.3	NO
3	3 13C3-PFHxS	1800795-13 REEPDW386FRB 0.11708	2.63e3	85.8	NO
4	4 13C8-PFOA	1800795-13 REEPDW386FRB 0.11708	1.27e4	79.4	NO
5	5 13C9-PFNA	1800795-13 REEPDW386FRB 0.11708	1.39e4	75.0	NO
6	6 13C4-PFOS	1800795-13 REEPDW386FRB 0.11708	3.04e3	87.2	NO
7	7 13C6-PFDA	1800795-13 REEPDW386FRB 0.11708	1.40e4	68.3	NO
8	8 13C7-PFUDa	1800795-13 REEPDW386FRB 0.11708	1.53e4	62.6	NO

Name: 180521M1_89, Date: 22-May-2018, Time: 08:22:53, ID: B8D0179-BS1 OPR 0.125, Description: OPR

	# Name	ID	Area	%Rec	Area Out
1	1 13C4-PFBA	B8D0179-BS1 OPR 0.125	1.51e4	149.3	NO
2	2 13C5-PFHxA	B8D0179-BS1 OPR 0.125	2.32e4	156.2	YES
3	3 13C3-PFHxS	B8D0179-BS1 OPR 0.125	5.60e3	182.8	YES
4	4 13C8-PFOA	B8D0179-BS1 OPR 0.125	3.03e4	189.4	YES
5	5 13C9-PFNA	B8D0179-BS1 OPR 0.125	3.04e4	163.6	YES
6	6 13C4-PFOS	B8D0179-BS1 OPR 0.125	6.18e3	177.0	YES
7	7 13C6-PFDA	B8D0179-BS1 OPR 0.125	2.95e4	143.8	NO
8	8 13C7-PFUDa	B8D0179-BS1 OPR 0.125	3.32e4	135.9	NO

Name: 180521M1_90, Date: 22-May-2018, Time: 08:34:22, ID: B8D0179-BSD1 LCSD 0.125, Description: LCSD

	# Name	ID	Area	%Rec	Area Out
1	1 13C4-PFBA	B8D0179-BSD1 LCSD 0.125	1.49e4	147.0	NO
2	2 13C5-PFHxA	B8D0179-BSD1 LCSD 0.125	2.36e4	158.8	YES
3	3 13C3-PFHxS	B8D0179-BSD1 LCSD 0.125	5.17e3	169.0	YES
4	4 13C8-PFOA	B8D0179-BSD1 LCSD 0.125	2.73e4	170.6	YES
5	5 13C9-PFNA	B8D0179-BSD1 LCSD 0.125	3.12e4	168.0	YES
6	6 13C4-PFOS	B8D0179-BSD1 LCSD 0.125	5.86e3	167.8	YES
7	7 13C6-PFDA	B8D0179-BSD1 LCSD 0.125	2.96e4	144.0	NO
8	8 13C7-PFUDa	B8D0179-BSD1 LCSD 0.125	3.19e4	130.6	NO

Dataset: F:\Projects\PFAS.PRO\Results\180521M1\IIS.qld

Last Altered: Wednesday, May 23, 2018 10:06:53 Pacific Daylight Time

Printed: Wednesday, May 23, 2018 10:07:11 Pacific Daylight Time

Name: 180521M1_91, Date: 22-May-2018, Time: 08:45:52, ID: B8D0179-BLK1 Method Blank 0.125, Description: Method Blank

	# Name	ID	Area	%Rec	Area Out
1	1 13C4-PFBA	B8D0179-BLK1 Method Blank 0.125	1.24e4	122.9	NO
2	2 13C5-PFHxA	B8D0179-BLK1 Method Blank 0.125	2.01e4	134.8	NO
3	3 13C3-PFHxS	B8D0179-BLK1 Method Blank 0.125	4.83e3	157.6	YES
4	4 13C8-PFOA	B8D0179-BLK1 Method Blank 0.125	2.59e4	162.2	YES
5	5 13C9-PFNA	B8D0179-BLK1 Method Blank 0.125	2.30e4	123.9	NO
6	6 13C4-PFOS	B8D0179-BLK1 Method Blank 0.125	5.29e3	151.6	YES
7	7 13C6-PFDA	B8D0179-BLK1 Method Blank 0.125	2.25e4	109.7	NO
8	8 13C7-PFUDa	B8D0179-BLK1 Method Blank 0.125	2.78e4	114.0	NO

Name: 180521M1_92, Date: 22-May-2018, Time: 08:57:21, ID: 1800705-01 REEPDW357FRB 0.12063, Description: REEPDW357FRB

	# Name	ID	Area	%Rec	Area Out
1	1 13C4-PFBA	1800705-01 REEPDW357FRB 0.12063	1.15e4	113.6	NO
2	2 13C5-PFHxA	1800705-01 REEPDW357FRB 0.12063	2.00e4	134.5	NO
3	3 13C3-PFHxS	1800705-01 REEPDW357FRB 0.12063	4.62e3	150.9	YES
4	4 13C8-PFOA	1800705-01 REEPDW357FRB 0.12063	2.30e4	143.9	NO
5	5 13C9-PFNA	1800705-01 REEPDW357FRB 0.12063	2.48e4	133.9	NO
6	6 13C4-PFOS	1800705-01 REEPDW357FRB 0.12063	4.98e3	142.7	NO
7	7 13C6-PFDA	1800705-01 REEPDW357FRB 0.12063	2.33e4	113.6	NO
8	8 13C7-PFUDa	1800705-01 REEPDW357FRB 0.12063	2.69e4	110.3	NO

Name: 180521M1_93, Date: 22-May-2018, Time: 09:08:51, ID: 1800705-02 REEPDW355FRB 0.11916, Description: REEPDW355FRB

	# Name	ID	Area	%Rec	Area Out
1	1 13C4-PFBA	1800705-02 REEPDW355FRB 0.11916	1.07e4	105.6	NO
2	2 13C5-PFHxA	1800705-02 REEPDW355FRB 0.11916	1.87e4	125.3	NO
3	3 13C3-PFHxS	1800705-02 REEPDW355FRB 0.11916	4.34e3	141.6	NO
4	4 13C8-PFOA	1800705-02 REEPDW355FRB 0.11916	2.18e4	136.3	NO
5	5 13C9-PFNA	1800705-02 REEPDW355FRB 0.11916	2.47e4	133.2	NO
6	6 13C4-PFOS	1800705-02 REEPDW355FRB 0.11916	4.57e3	131.0	NO
7	7 13C6-PFDA	1800705-02 REEPDW355FRB 0.11916	2.23e4	108.5	NO
8	8 13C7-PFUDa	1800705-02 REEPDW355FRB 0.11916	2.59e4	105.9	NO

Name: 180521M1_94, Date: 22-May-2018, Time: 09:20:20, ID: 1800705-03 REEPDW356FRB 0.12341, Description: REEPDW356FRB

	# Name	ID	Area	%Rec	Area Out
1	1 13C4-PFBA	1800705-03 REEPDW356FRB 0.12341	9.95e3	98.3	NO
2	2 13C5-PFHxA	1800705-03 REEPDW356FRB 0.12341	1.61e4	108.3	NO
3	3 13C3-PFHxS	1800705-03 REEPDW356FRB 0.12341	3.86e3	126.0	NO
4	4 13C8-PFOA	1800705-03 REEPDW356FRB 0.12341	2.00e4	124.9	NO
5	5 13C9-PFNA	1800705-03 REEPDW356FRB 0.12341	2.17e4	117.0	NO
6	6 13C4-PFOS	1800705-03 REEPDW356FRB 0.12341	4.36e3	124.8	NO
7	7 13C6-PFDA	1800705-03 REEPDW356FRB 0.12341	2.24e4	109.3	NO
8	8 13C7-PFUDa	1800705-03 REEPDW356FRB 0.12341	2.49e4	101.9	NO

Dataset: F:\Projects\PFAS.PRO\Results\180521M1\IIS.qld

Last Altered: Wednesday, May 23, 2018 10:06:53 Pacific Daylight Time

Printed: Wednesday, May 23, 2018 10:07:11 Pacific Daylight Time

Name: 180521M1_95, Date: 22-May-2018, Time: 09:31:49, ID: 1800705-04 REEPDW358FRB 0.11368, Description: REEPDW358FRB

	# Name	ID	Area	%Rec	Area Out
1	1 13C4-PFBA	1800705-04 REEPDW358FRB 0.11368	1.14e4	112.7	NO
2	2 13C5-PFHxA	1800705-04 REEPDW358FRB 0.11368	1.77e4	118.6	NO
3	3 13C3-PFHxS	1800705-04 REEPDW358FRB 0.11368	4.10e3	133.7	NO
4	4 13C8-PFOA	1800705-04 REEPDW358FRB 0.11368	2.35e4	146.9	NO
5	5 13C9-PFNA	1800705-04 REEPDW358FRB 0.11368	2.37e4	127.5	NO
6	6 13C4-PFOS	1800705-04 REEPDW358FRB 0.11368	4.54e3	130.1	NO
7	7 13C6-PFDA	1800705-04 REEPDW358FRB 0.11368	2.29e4	111.4	NO
8	8 13C7-PFUDa	1800705-04 REEPDW358FRB 0.11368	2.36e4	96.7	NO

Name: 180521M1_96, Date: 22-May-2018, Time: 09:43:18, ID: 1800705-05 REEPDW359FRB 0.11308, Description: REEPDW359FRB

	# Name	ID	Area	%Rec	Area Out
1	1 13C4-PFBA	1800705-05 REEPDW359FRB 0.11308	9.65e3	95.2	NO
2	2 13C5-PFHxA	1800705-05 REEPDW359FRB 0.11308	1.46e4	98.1	NO
3	3 13C3-PFHxS	1800705-05 REEPDW359FRB 0.11308	3.60e3	117.6	NO
4	4 13C8-PFOA	1800705-05 REEPDW359FRB 0.11308	1.62e4	101.5	NO
5	5 13C9-PFNA	1800705-05 REEPDW359FRB 0.11308	1.86e4	100.1	NO
6	6 13C4-PFOS	1800705-05 REEPDW359FRB 0.11308	4.10e3	117.5	NO
7	7 13C6-PFDA	1800705-05 REEPDW359FRB 0.11308	1.81e4	88.3	NO
8	8 13C7-PFUDa	1800705-05 REEPDW359FRB 0.11308	2.05e4	84.1	NO

Name: 180521M1_97, Date: 22-May-2018, Time: 09:54:47, ID: 1800705-06 REEPDW360FRB 0.11232, Description: REEPDW360FRB

	# Name	ID	Area	%Rec	Area Out
1	1 13C4-PFBA	1800705-06 REEPDW360FRB 0.11232	1.12e4	110.6	NO
2	2 13C5-PFHxA	1800705-06 REEPDW360FRB 0.11232	1.82e4	122.2	NO
3	3 13C3-PFHxS	1800705-06 REEPDW360FRB 0.11232	3.92e3	128.0	NO
4	4 13C8-PFOA	1800705-06 REEPDW360FRB 0.11232	2.09e4	130.7	NO
5	5 13C9-PFNA	1800705-06 REEPDW360FRB 0.11232	2.38e4	128.4	NO
6	6 13C4-PFOS	1800705-06 REEPDW360FRB 0.11232	4.73e3	135.6	NO
7	7 13C6-PFDA	1800705-06 REEPDW360FRB 0.11232	2.20e4	107.3	NO
8	8 13C7-PFUDa	1800705-06 REEPDW360FRB 0.11232	2.03e4	83.1	NO

Name: 180521M1_98, Date: 22-May-2018, Time: 10:06:17, ID: 1800705-07 REEPDW350FRB 0.11577, Description: REEPDW350FRB

	# Name	ID	Area	%Rec	Area Out
1	1 13C4-PFBA	1800705-07 REEPDW350FRB 0.11577	5.37e4	530.0	YES
2	2 13C5-PFHxA	1800705-07 REEPDW350FRB 0.11577	8.42e4	565.3	YES
3	3 13C3-PFHxS	1800705-07 REEPDW350FRB 0.11577	1.98e4	647.7	YES
4	4 13C8-PFOA	1800705-07 REEPDW350FRB 0.11577	8.92e4	557.9	YES
5	5 13C9-PFNA	1800705-07 REEPDW350FRB 0.11577	1.00e5	540.8	YES
6	6 13C4-PFOS	1800705-07 REEPDW350FRB 0.11577	1.68e4	481.5	YES
7	7 13C6-PFDA	1800705-07 REEPDW350FRB 0.11577	6.26e4	305.0	YES
8	8 13C7-PFUDa	1800705-07 REEPDW350FRB 0.11577	1.99e4	81.5	NO

Dataset: F:\Projects\PFAS.PRO\Results\180521M1\IIS.qld

Last Altered: Wednesday, May 23, 2018 10:06:53 Pacific Daylight Time

Printed: Wednesday, May 23, 2018 10:07:11 Pacific Daylight Time

Name: 180521M1_99, Date: 22-May-2018, Time: 10:17:45, ID: 1800705-08 REEPDW340FRB 0.11606, Description: REEPDW340FRB

	# Name	ID	Area	%Rec	Area Out
1	1 13C4-PFBA	1800705-08 REEPDW340FRB 0.11606	1.20e4	118.1	NO
2	2 13C5-PFHxA	1800705-08 REEPDW340FRB 0.11606	1.90e4	127.3	NO
3	3 13C3-PFHxS	1800705-08 REEPDW340FRB 0.11606	4.26e3	139.1	NO
4	4 13C8-PFOA	1800705-08 REEPDW340FRB 0.11606	2.21e4	138.5	NO
5	5 13C9-PFNA	1800705-08 REEPDW340FRB 0.11606	2.25e4	121.4	NO
6	6 13C4-PFOS	1800705-08 REEPDW340FRB 0.11606	5.10e3	146.0	NO
7	7 13C6-PFDA	1800705-08 REEPDW340FRB 0.11606	2.33e4	113.2	NO
8	8 13C7-PFUDa	1800705-08 REEPDW340FRB 0.11606	2.62e4	107.1	NO

Name: 180521M1_100, Date: 22-May-2018, Time: 10:29:15, ID: 1800705-09 REEPDW349FRB 0.12302, Description: REEPDW349FRB

	# Name	ID	Area	%Rec	Area Out
1	1 13C4-PFBA	1800705-09 REEPDW349FRB 0.12302	1.19e4	117.1	NO
2	2 13C5-PFHxA	1800705-09 REEPDW349FRB 0.12302	1.93e4	129.7	NO
3	3 13C3-PFHxS	1800705-09 REEPDW349FRB 0.12302	4.44e3	144.9	NO
4	4 13C8-PFOA	1800705-09 REEPDW349FRB 0.12302	2.14e4	133.7	NO
5	5 13C9-PFNA	1800705-09 REEPDW349FRB 0.12302	2.44e4	131.7	NO
6	6 13C4-PFOS	1800705-09 REEPDW349FRB 0.12302	4.51e3	129.1	NO
7	7 13C6-PFDA	1800705-09 REEPDW349FRB 0.12302	2.39e4	116.2	NO
8	8 13C7-PFUDa	1800705-09 REEPDW349FRB 0.12302	2.22e4	90.7	NO

Name: 180521M1_101, Date: 22-May-2018, Time: 10:40:42, ID: 1800705-10 REEPDW351FRB 0.12118, Description: REEPDW351FRB

	# Name	ID	Area	%Rec	Area Out
1	1 13C4-PFBA	1800705-10 REEPDW351FRB 0.12118	1.46e4	144.7	NO
2	2 13C5-PFHxA	1800705-10 REEPDW351FRB 0.12118	2.33e4	156.6	YES
3	3 13C3-PFHxS	1800705-10 REEPDW351FRB 0.12118	4.72e3	154.1	YES
4	4 13C8-PFOA	1800705-10 REEPDW351FRB 0.12118	2.97e4	185.8	YES
5	5 13C9-PFNA	1800705-10 REEPDW351FRB 0.12118	3.06e4	164.8	YES
6	6 13C4-PFOS	1800705-10 REEPDW351FRB 0.12118	5.75e3	164.8	YES
7	7 13C6-PFDA	1800705-10 REEPDW351FRB 0.12118	2.72e4	132.5	NO
8	8 13C7-PFUDa	1800705-10 REEPDW351FRB 0.12118	2.80e4	114.5	NO

Name: 180521M1_102, Date: 22-May-2018, Time: 10:52:08, ID: 1800705-11 REEPDW352FRB 0.1187, Description: REEPDW352FRB

	# Name	ID	Area	%Rec	Area Out
1	1 13C4-PFBA	1800705-11 REEPDW352FRB 0.1187	5.92e3	58.5	NO
2	2 13C5-PFHxA	1800705-11 REEPDW352FRB 0.1187	9.05e3	60.8	NO
3	3 13C3-PFHxS	1800705-11 REEPDW352FRB 0.1187	2.09e3	68.2	NO
4	4 13C8-PFOA	1800705-11 REEPDW352FRB 0.1187	1.10e4	68.7	NO
5	5 13C9-PFNA	1800705-11 REEPDW352FRB 0.1187	1.17e4	63.3	NO
6	6 13C4-PFOS	1800705-11 REEPDW352FRB 0.1187	2.53e3	72.5	NO
7	7 13C6-PFDA	1800705-11 REEPDW352FRB 0.1187	1.14e4	55.6	NO
8	8 13C7-PFUDa	1800705-11 REEPDW352FRB 0.1187	1.36e4	55.8	NO

Dataset: F:\Projects\PFAS.PRO\Results\180521M1\IIS.qld

Last Altered: Wednesday, May 23, 2018 10:06:53 Pacific Daylight Time

Printed: Wednesday, May 23, 2018 10:07:11 Pacific Daylight Time

Name: 180521M1_103, Date: 22-May-2018, Time: 11:03:38, ID: 1800705-12 REEPDW353FRB 0.12425, Description: REEPDW353FRB

	# Name	ID	Area	%Rec	Area Out
1	1 13C4-PFBA	1800705-12 REEPDW353FRB 0.12425	5.72e3	56.4	NO
2	2 13C5-PFHxA	1800705-12 REEPDW353FRB 0.12425	8.81e3	59.2	NO
3	3 13C3-PFHxS	1800705-12 REEPDW353FRB 0.12425	2.00e3	65.3	NO
4	4 13C8-PFOA	1800705-12 REEPDW353FRB 0.12425	1.07e4	67.0	NO
5	5 13C9-PFNA	1800705-12 REEPDW353FRB 0.12425	1.17e4	63.3	NO
6	6 13C4-PFOS	1800705-12 REEPDW353FRB 0.12425	2.23e3	63.8	NO
7	7 13C6-PFDA	1800705-12 REEPDW353FRB 0.12425	1.15e4	56.2	NO
8	8 13C7-PFUDa	1800705-12 REEPDW353FRB 0.12425	1.18e4	48.5	YES

Name: 180521M1_104, Date: 22-May-2018, Time: 11:15:05, ID: B8E0155-BS1 OPR 1, Description: OPR

	# Name	ID	Area	%Rec	Area Out
1	1 13C4-PFBA	B8E0155-BS1 OPR 1	7.45e3	73.6	NO
2	2 13C5-PFHxA	B8E0155-BS1 OPR 1	1.33e4	89.3	NO
3	3 13C3-PFHxS	B8E0155-BS1 OPR 1	3.46e3	112.9	NO
4	4 13C8-PFOA	B8E0155-BS1 OPR 1	1.64e4	102.5	NO
5	5 13C9-PFNA	B8E0155-BS1 OPR 1	1.57e4	84.9	NO
6	6 13C4-PFOS	B8E0155-BS1 OPR 1	2.24e3	64.0	NO
7	7 13C6-PFDA	B8E0155-BS1 OPR 1	7.55e3	36.8	YES
8	8 13C7-PFUDa	B8E0155-BS1 OPR 1	3.51e3	14.4	YES

Name: 180521M1_105, Date: 22-May-2018, Time: 11:26:32, ID: B8E0155-MS1 Matrix Spike 1.06, Description: Matrix Spike

	# Name	ID	Area	%Rec	Area Out
1	1 13C4-PFBA	B8E0155-MS1 Matrix Spike 1.06	1.02e4	100.8	NO
2	2 13C5-PFHxA	B8E0155-MS1 Matrix Spike 1.06	1.59e4	107.0	NO
3	3 13C3-PFHxS	B8E0155-MS1 Matrix Spike 1.06	3.60e3	117.6	NO
4	4 13C8-PFOA	B8E0155-MS1 Matrix Spike 1.06	2.03e4	127.0	NO
5	5 13C9-PFNA	B8E0155-MS1 Matrix Spike 1.06	1.88e4	101.5	NO
6	6 13C4-PFOS	B8E0155-MS1 Matrix Spike 1.06	3.35e3	95.9	NO
7	7 13C6-PFDA	B8E0155-MS1 Matrix Spike 1.06	1.45e4	70.7	NO
8	8 13C7-PFUDa	B8E0155-MS1 Matrix Spike 1.06	8.75e3	35.8	YES

Name: 180521M1_106, Date: 22-May-2018, Time: 11:37:59, ID: B8E0155-MSD1 Matrix Spike Dup 1.04, Description: Matrix Spike Dup

	# Name	ID	Area	%Rec	Area Out
1	1 13C4-PFBA	B8E0155-MSD1 Matrix Spike Dup 1.04	9.47e3	93.5	NO
2	2 13C5-PFHxA	B8E0155-MSD1 Matrix Spike Dup 1.04	1.54e4	103.6	NO
3	3 13C3-PFHxS	B8E0155-MSD1 Matrix Spike Dup 1.04	3.47e3	113.2	NO
4	4 13C8-PFOA	B8E0155-MSD1 Matrix Spike Dup 1.04	1.81e4	113.0	NO
5	5 13C9-PFNA	B8E0155-MSD1 Matrix Spike Dup 1.04	1.99e4	107.1	NO
6	6 13C4-PFOS	B8E0155-MSD1 Matrix Spike Dup 1.04	2.81e3	80.6	NO
7	7 13C6-PFDA	B8E0155-MSD1 Matrix Spike Dup 1.04	1.30e4	63.4	NO
8	8 13C7-PFUDa	B8E0155-MSD1 Matrix Spike Dup 1.04	8.79e3	36.0	YES

Dataset: F:\Projects\PFAS.PRO\Results\180521M1\IIS.qld

Last Altered: Wednesday, May 23, 2018 10:06:53 Pacific Daylight Time

Printed: Wednesday, May 23, 2018 10:07:11 Pacific Daylight Time

Name: 180521M1_107, Date: 22-May-2018, Time: 11:49:26, ID: B8E0155-BLK1 Method Blank 1, Description: Method Blank

	# Name	ID	Area	%Rec	Area Out
1	1 13C4-PFBA	B8E0155-BLK1 Method Blank 1	7.63e3	75.3	NO
2	2 13C5-PFHxA	B8E0155-BLK1 Method Blank 1	1.21e4	81.5	NO
3	3 13C3-PFHxS	B8E0155-BLK1 Method Blank 1	2.95e3	96.5	NO
4	4 13C8-PFOA	B8E0155-BLK1 Method Blank 1	1.55e4	97.0	NO
5	5 13C9-PFNA	B8E0155-BLK1 Method Blank 1	1.43e4	76.8	NO
6	6 13C4-PFOS	B8E0155-BLK1 Method Blank 1	2.19e3	62.8	NO
7	7 13C6-PFDA	B8E0155-BLK1 Method Blank 1	9.09e3	44.3	YES
8	8 13C7-PFUDa	B8E0155-BLK1 Method Blank 1	3.80e3	15.6	YES

Name: 180521M1_108, Date: 22-May-2018, Time: 12:00:56, ID: 1800900-01RE1 SB-1-1 1.06, Description: SB-1-1

	# Name	ID	Area	%Rec	Area Out
1	1 13C4-PFBA	1800900-01RE1 SB-1-1 1.06	9.97e3	98.4	NO
2	2 13C5-PFHxA	1800900-01RE1 SB-1-1 1.06	1.57e4	105.8	NO
3	3 13C3-PFHxS	1800900-01RE1 SB-1-1 1.06	3.34e3	109.2	NO
4	4 13C8-PFOA	1800900-01RE1 SB-1-1 1.06	1.70e4	106.1	NO
5	5 13C9-PFNA	1800900-01RE1 SB-1-1 1.06	1.92e4	103.5	NO
6	6 13C4-PFOS	1800900-01RE1 SB-1-1 1.06	3.09e3	88.6	NO
7	7 13C6-PFDA	1800900-01RE1 SB-1-1 1.06	1.37e4	66.6	NO
8	8 13C7-PFUDa	1800900-01RE1 SB-1-1 1.06	1.06e4	43.4	YES

Name: 180521M1_109, Date: 22-May-2018, Time: 12:12:25, ID: 1800900-03RE1 SB-2-1 1.14, Description: SB-2-1

	# Name	ID	Area	%Rec	Area Out
1	1 13C4-PFBA	1800900-03RE1 SB-2-1 1.14	9.61e3	94.9	NO
2	2 13C5-PFHxA	1800900-03RE1 SB-2-1 1.14	1.51e4	101.4	NO
3	3 13C3-PFHxS	1800900-03RE1 SB-2-1 1.14	3.39e3	110.8	NO
4	4 13C8-PFOA	1800900-03RE1 SB-2-1 1.14	1.84e4	115.1	NO
5	5 13C9-PFNA	1800900-03RE1 SB-2-1 1.14	1.91e4	103.0	NO
6	6 13C4-PFOS	1800900-03RE1 SB-2-1 1.14	3.15e3	90.3	NO
7	7 13C6-PFDA	1800900-03RE1 SB-2-1 1.14	1.69e4	82.3	NO
8	8 13C7-PFUDa	1800900-03RE1 SB-2-1 1.14	1.32e4	54.2	NO

Name: 180521M1_110, Date: 22-May-2018, Time: 12:23:54, ID: 1800900-05RE1 SB-3-1 1.16, Description: SB-3-1

	# Name	ID	Area	%Rec	Area Out
1	1 13C4-PFBA	1800900-05RE1 SB-3-1 1.16	8.91e3	88.0	NO
2	2 13C5-PFHxA	1800900-05RE1 SB-3-1 1.16	1.42e4	95.6	NO
3	3 13C3-PFHxS	1800900-05RE1 SB-3-1 1.16	3.48e3	113.5	NO
4	4 13C8-PFOA	1800900-05RE1 SB-3-1 1.16	1.81e4	113.1	NO
5	5 13C9-PFNA	1800900-05RE1 SB-3-1 1.16	1.80e4	96.9	NO
6	6 13C4-PFOS	1800900-05RE1 SB-3-1 1.16	3.31e3	94.7	NO
7	7 13C6-PFDA	1800900-05RE1 SB-3-1 1.16	1.58e4	77.1	NO
8	8 13C7-PFUDa	1800900-05RE1 SB-3-1 1.16	1.46e4	59.9	NO

Dataset: F:\Projects\PFAS.PRO\Results\180521M1\IIS.qld

Last Altered: Wednesday, May 23, 2018 10:06:53 Pacific Daylight Time

Printed: Wednesday, May 23, 2018 10:07:11 Pacific Daylight Time

Name: 180521M1_111, Date: 22-May-2018, Time: 12:35:21, ID: 1800900-07RE1 SB-4-1 1.07, Description: SB-4-1

	# Name	ID	Area	%Rec	Area Out
1	1 13C4-PFBA	1800900-07RE1 SB-4-1 1.07	1.00e4	98.7	NO
2	2 13C5-PFHxA	1800900-07RE1 SB-4-1 1.07	1.65e4	110.9	NO
3	3 13C3-PFHxS	1800900-07RE1 SB-4-1 1.07	3.86e3	126.0	NO
4	4 13C8-PFOA	1800900-07RE1 SB-4-1 1.07	1.88e4	117.7	NO
5	5 13C9-PFNA	1800900-07RE1 SB-4-1 1.07	2.01e4	108.6	NO
6	6 13C4-PFOS	1800900-07RE1 SB-4-1 1.07	3.48e3	99.6	NO
7	7 13C6-PFDA	1800900-07RE1 SB-4-1 1.07	1.34e4	65.1	NO
8	8 13C7-PFUDa	1800900-07RE1 SB-4-1 1.07	1.50e4	61.6	NO

Name: 180521M1_112, Date: 22-May-2018, Time: 12:46:48, ID: IPA, Description: IPA

	# Name	ID	Area	%Rec	Area Out
1	1 13C4-PFBA	IPA			NO
2	2 13C5-PFHxA	IPA	6.33e0	0.0	YES
3	3 13C3-PFHxS	IPA			NO
4	4 13C8-PFOA	IPA			NO
5	5 13C9-PFNA	IPA			NO
6	6 13C4-PFOS	IPA			NO
7	7 13C6-PFDA	IPA			NO
8	8 13C7-PFUDa	IPA			NO

Name: 180521M1_113, Date: 22-May-2018, Time: 12:58:15, ID: ST180521M1-15 PFC CS3 18E1407, Description: PFC CS3 18E1407

	# Name	ID	Area	%Rec	Area Out
1	1 13C4-PFBA	ST180521M1-15 PFC CS3 18E1407	1.14e4	112.9	NO
2	2 13C5-PFHxA	ST180521M1-15 PFC CS3 18E1407	1.78e4	119.6	NO
3	3 13C3-PFHxS	ST180521M1-15 PFC CS3 18E1407	3.57e3	116.4	NO
4	4 13C8-PFOA	ST180521M1-15 PFC CS3 18E1407	2.17e4	135.9	NO
5	5 13C9-PFNA	ST180521M1-15 PFC CS3 18E1407	2.21e4	119.0	NO
6	6 13C4-PFOS	ST180521M1-15 PFC CS3 18E1407	3.88e3	111.2	NO
7	7 13C6-PFDA	ST180521M1-15 PFC CS3 18E1407	2.37e4	115.2	NO
8	8 13C7-PFUDa	ST180521M1-15 PFC CS3 18E1407	2.26e4	92.5	NO

Name: 180521M1_114, Date: 22-May-2018, Time: 13:09:45, ID: IPA, Description: IPA

	# Name	ID	Area	%Rec	Area Out
1	1 13C4-PFBA	IPA			NO
2	2 13C5-PFHxA	IPA	5.80e0	0.0	YES
3	3 13C3-PFHxS	IPA			NO
4	4 13C8-PFOA	IPA			NO
5	5 13C9-PFNA	IPA			NO
6	6 13C4-PFOS	IPA			NO
7	7 13C6-PFDA	IPA			NO
8	8 13C7-PFUDa	IPA			NO

Dataset: F:\Projects\PFAS.PRO\Results\180521M1\IIS.qld

Last Altered: Wednesday, May 23, 2018 10:06:53 Pacific Daylight Time

Printed: Wednesday, May 23, 2018 10:07:11 Pacific Daylight Time

Name: 180521M1_115, Date: 22-May-2018, Time: 13:21:14, ID: 1800900-09RE1 SB-5-1 1.1, Description: SB-5-1

	# Name	ID	Area	%Rec	Area Out
1	1 13C4-PFBA	1800900-09RE1 SB-5-1 1.1	8.93e3	88.1	NO
2	2 13C5-PFHxA	1800900-09RE1 SB-5-1 1.1	1.38e4	93.0	NO
3	3 13C3-PFHxS	1800900-09RE1 SB-5-1 1.1	3.32e3	108.4	NO
4	4 13C8-PFOA	1800900-09RE1 SB-5-1 1.1	1.71e4	107.1	NO
5	5 13C9-PFNA	1800900-09RE1 SB-5-1 1.1	1.90e4	102.6	NO
6	6 13C4-PFOS	1800900-09RE1 SB-5-1 1.1	3.27e3	93.6	NO
7	7 13C6-PFDA	1800900-09RE1 SB-5-1 1.1	1.54e4	75.2	NO
8	8 13C7-PFUDa	1800900-09RE1 SB-5-1 1.1	1.59e4	64.9	NO

Name: 180521M1_116, Date: 22-May-2018, Time: 13:32:43, ID: B8E0067-BS1 OPR 0.125, Description: OPR

	# Name	ID	Area	%Rec	Area Out
1	1 13C4-PFBA	B8E0067-BS1 OPR 0.125	9.26e3	91.4	NO
2	2 13C5-PFHxA	B8E0067-BS1 OPR 0.125	1.61e4	108.1	NO
3	3 13C3-PFHxS	B8E0067-BS1 OPR 0.125	3.34e3	109.0	NO
4	4 13C8-PFOA	B8E0067-BS1 OPR 0.125	1.77e4	110.9	NO
5	5 13C9-PFNA	B8E0067-BS1 OPR 0.125	1.72e4	92.7	NO
6	6 13C4-PFOS	B8E0067-BS1 OPR 0.125	1.99e3	56.9	NO
7	7 13C6-PFDA	B8E0067-BS1 OPR 0.125	8.87e3	43.2	YES
8	8 13C7-PFUDa	B8E0067-BS1 OPR 0.125	3.38e3	13.9	YES

Name: 180521M1_117, Date: 22-May-2018, Time: 13:44:12, ID: B8E0067-BLK1 Method Blank 0.125, Description: Method Blank

	# Name	ID	Area	%Rec	Area Out
1	1 13C4-PFBA	B8E0067-BLK1 Method Blank 0.125	8.38e3	82.7	NO
2	2 13C5-PFHxA	B8E0067-BLK1 Method Blank 0.125	1.41e4	94.4	NO
3	3 13C3-PFHxS	B8E0067-BLK1 Method Blank 0.125	3.29e3	107.5	NO
4	4 13C8-PFOA	B8E0067-BLK1 Method Blank 0.125	1.79e4	112.1	NO
5	5 13C9-PFNA	B8E0067-BLK1 Method Blank 0.125	1.33e4	71.6	NO
6	6 13C4-PFOS	B8E0067-BLK1 Method Blank 0.125	2.28e3	65.4	NO
7	7 13C6-PFDA	B8E0067-BLK1 Method Blank 0.125	8.50e3	41.4	YES
8	8 13C7-PFUDa	B8E0067-BLK1 Method Blank 0.125	3.94e3	16.1	YES

Name: 180521M1_118, Date: 22-May-2018, Time: 13:55:41, ID: B8E0067-MS1 Matrix Spike 0.12078, Description: Matrix Spike

	# Name	ID	Area	%Rec	Area Out
1	1 13C4-PFBA	B8E0067-MS1 Matrix Spike 0.12078	8.44e3	83.3	NO
2	2 13C5-PFHxA	B8E0067-MS1 Matrix Spike 0.12078	1.40e4	93.9	NO
3	3 13C3-PFHxS	B8E0067-MS1 Matrix Spike 0.12078	3.22e3	105.3	NO
4	4 13C8-PFOA	B8E0067-MS1 Matrix Spike 0.12078	1.51e4	94.2	NO
5	5 13C9-PFNA	B8E0067-MS1 Matrix Spike 0.12078	1.71e4	91.9	NO
6	6 13C4-PFOS	B8E0067-MS1 Matrix Spike 0.12078	3.14e3	89.8	NO
7	7 13C6-PFDA	B8E0067-MS1 Matrix Spike 0.12078	1.70e4	82.6	NO
8	8 13C7-PFUDa	B8E0067-MS1 Matrix Spike 0.12078	1.54e4	63.0	NO

Dataset: F:\Projects\PFAS.PRO\Results\180521M1\IIS.qld

Last Altered: Wednesday, May 23, 2018 10:06:53 Pacific Daylight Time

Printed: Wednesday, May 23, 2018 10:07:11 Pacific Daylight Time

Name: 180521M1_119, Date: 22-May-2018, Time: 14:07:11, ID: B8E0067-MSD1 Matrix Spike Dup 0.11439, Description: Matrix Spike Dup

#	Name	ID	Area	%Rec	Area Out
1	1 13C4-PFBA	B8E0067-MSD1 Matrix Spike Dup 0.114...	8.63e3	85.2	NO
2	2 13C5-PFHxA	B8E0067-MSD1 Matrix Spike Dup 0.114...	1.37e4	92.3	NO
3	3 13C3-PFHxS	B8E0067-MSD1 Matrix Spike Dup 0.114...	3.15e3	102.9	NO
4	4 13C8-PFOA	B8E0067-MSD1 Matrix Spike Dup 0.114...	1.53e4	95.9	NO
5	5 13C9-PFNA	B8E0067-MSD1 Matrix Spike Dup 0.114...	1.67e4	90.3	NO
6	6 13C4-PFOS	B8E0067-MSD1 Matrix Spike Dup 0.114...	3.49e3	99.9	NO
7	7 13C6-PFDA	B8E0067-MSD1 Matrix Spike Dup 0.114...	1.66e4	81.0	NO
8	8 13C7-PFUDa	B8E0067-MSD1 Matrix Spike Dup 0.114...	1.75e4	71.6	NO

Name: 180521M1_120, Date: 22-May-2018, Time: 14:18:41, ID: 1800888-01 OC-RW06-0518 0.12292, Description: OC-RW06-0518

#	Name	ID	Area	%Rec	Area Out
1	1 13C4-PFBA	1800888-01 OC-RW06-0518 0.12292	8.57e3	84.7	NO
2	2 13C5-PFHxA	1800888-01 OC-RW06-0518 0.12292	1.35e4	90.9	NO
3	3 13C3-PFHxS	1800888-01 OC-RW06-0518 0.12292	3.25e3	106.2	NO
4	4 13C8-PFOA	1800888-01 OC-RW06-0518 0.12292	1.75e4	109.7	NO
5	5 13C9-PFNA	1800888-01 OC-RW06-0518 0.12292	2.06e4	110.8	NO
6	6 13C4-PFOS	1800888-01 OC-RW06-0518 0.12292	3.27e3	93.5	NO
7	7 13C6-PFDA	1800888-01 OC-RW06-0518 0.12292	1.74e4	84.8	NO
8	8 13C7-PFUDa	1800888-01 OC-RW06-0518 0.12292	1.81e4	74.0	NO

Name: 180521M1_121, Date: 22-May-2018, Time: 14:30:11, ID: 1800888-02 OC-RW06P-0518 0.12269, Description: OC-RW06P-0518

#	Name	ID	Area	%Rec	Area Out
1	1 13C4-PFBA	1800888-02 OC-RW06P-0518 0.12269	7.71e3	76.1	NO
2	2 13C5-PFHxA	1800888-02 OC-RW06P-0518 0.12269	1.25e4	84.3	NO
3	3 13C3-PFHxS	1800888-02 OC-RW06P-0518 0.12269	3.08e3	100.6	NO
4	4 13C8-PFOA	1800888-02 OC-RW06P-0518 0.12269	1.59e4	99.8	NO
5	5 13C9-PFNA	1800888-02 OC-RW06P-0518 0.12269	1.59e4	85.6	NO
6	6 13C4-PFOS	1800888-02 OC-RW06P-0518 0.12269	3.11e3	89.0	NO
7	7 13C6-PFDA	1800888-02 OC-RW06P-0518 0.12269	1.60e4	77.8	NO
8	8 13C7-PFUDa	1800888-02 OC-RW06P-0518 0.12269	1.46e4	59.7	NO

Name: 180521M1_122, Date: 22-May-2018, Time: 14:41:41, ID: 1800888-03 OC-FB06-0518 0.11827, Description: OC-FB06-0518

#	Name	ID	Area	%Rec	Area Out
1	1 13C4-PFBA	1800888-03 OC-FB06-0518 0.11827	9.34e3	92.2	NO
2	2 13C5-PFHxA	1800888-03 OC-FB06-0518 0.11827	1.55e4	104.2	NO
3	3 13C3-PFHxS	1800888-03 OC-FB06-0518 0.11827	3.38e3	110.4	NO
4	4 13C8-PFOA	1800888-03 OC-FB06-0518 0.11827	1.91e4	119.5	NO
5	5 13C9-PFNA	1800888-03 OC-FB06-0518 0.11827	1.80e4	97.3	NO
6	6 13C4-PFOS	1800888-03 OC-FB06-0518 0.11827	2.93e3	84.0	NO
7	7 13C6-PFDA	1800888-03 OC-FB06-0518 0.11827	1.32e4	64.1	NO
8	8 13C7-PFUDa	1800888-03 OC-FB06-0518 0.11827	6.43e3	26.3	YES

Dataset: F:\Projects\PFAS.PRO\Results\180521M1\IIS.qld

Last Altered: Wednesday, May 23, 2018 10:06:53 Pacific Daylight Time

Printed: Wednesday, May 23, 2018 10:07:11 Pacific Daylight Time

Name: 180521M1_123, Date: 22-May-2018, Time: 14:53:10, ID: 1800923-04 PFAS-SO-EB01-050818 0.12091, Description: PFAS-SO-EB01-050818

#	Name	ID	Area	%Rec	Area Out
1	1 13C4-PFBA	1800923-04 PFAS-SO-EB01-050818 0....	9.26e3	91.5	NO
2	2 13C5-PFHxA	1800923-04 PFAS-SO-EB01-050818 0....	1.57e4	105.6	NO
3	3 13C3-PFHxS	1800923-04 PFAS-SO-EB01-050818 0....	3.50e3	114.4	NO
4	4 13C8-PFOA	1800923-04 PFAS-SO-EB01-050818 0....	1.81e4	113.1	NO
5	5 13C9-PFNA	1800923-04 PFAS-SO-EB01-050818 0....	1.93e4	104.1	NO
6	6 13C4-PFOS	1800923-04 PFAS-SO-EB01-050818 0....	2.38e3	68.1	NO
7	7 13C6-PFDA	1800923-04 PFAS-SO-EB01-050818 0....	1.11e4	54.0	NO
8	8 13C7-PFUdA	1800923-04 PFAS-SO-EB01-050818 0....	3.65e3	15.0	YES

Name: 180521M1_124, Date: 22-May-2018, Time: 15:04:37, ID: B8E0056-BS1 OPR 0.25, Description: OPR

#	Name	ID	Area	%Rec	Area Out
1	1 13C4-PFBA	B8E0056-BS1 OPR 0.25	5.91e3	58.4	NO
2	2 13C5-PFHxA	B8E0056-BS1 OPR 0.25	1.00e4	67.5	NO
3	3 13C3-PFHxS	B8E0056-BS1 OPR 0.25	2.63e3	85.9	NO
4	4 13C8-PFOA	B8E0056-BS1 OPR 0.25	1.22e4	76.3	NO
5	5 13C9-PFNA	B8E0056-BS1 OPR 0.25	1.52e4	81.8	NO
6	6 13C4-PFOS	B8E0056-BS1 OPR 0.25	3.00e3	85.9	NO
7	7 13C6-PFDA	B8E0056-BS1 OPR 0.25	1.33e4	64.7	NO
8	8 13C7-PFUdA	B8E0056-BS1 OPR 0.25	1.83e4	75.0	NO

Name: 180521M1_125, Date: 22-May-2018, Time: 15:16:06, ID: B8E0056-BSD1 LCSD 0.25, Description: LCSD

#	Name	ID	Area	%Rec	Area Out
1	1 13C4-PFBA	B8E0056-BSD1 LCSD 0.25	6.19e3	61.1	NO
2	2 13C5-PFHxA	B8E0056-BSD1 LCSD 0.25	1.00e4	67.2	NO
3	3 13C3-PFHxS	B8E0056-BSD1 LCSD 0.25	2.43e3	79.4	NO
4	4 13C8-PFOA	B8E0056-BSD1 LCSD 0.25	1.28e4	79.9	NO
5	5 13C9-PFNA	B8E0056-BSD1 LCSD 0.25	1.48e4	79.6	NO
6	6 13C4-PFOS	B8E0056-BSD1 LCSD 0.25	2.73e3	78.1	NO
7	7 13C6-PFDA	B8E0056-BSD1 LCSD 0.25	1.33e4	64.8	NO
8	8 13C7-PFUdA	B8E0056-BSD1 LCSD 0.25	1.58e4	64.6	NO

Name: 180521M1_126, Date: 22-May-2018, Time: 15:27:33, ID: B8E0056-BLK1 Method Blank 0.25, Description: Method Blank

#	Name	ID	Area	%Rec	Area Out
1	1 13C4-PFBA	B8E0056-BLK1 Method Blank 0.25	6.37e3	62.9	NO
2	2 13C5-PFHxA	B8E0056-BLK1 Method Blank 0.25	1.16e4	78.0	NO
3	3 13C3-PFHxS	B8E0056-BLK1 Method Blank 0.25	2.71e3	88.6	NO
4	4 13C8-PFOA	B8E0056-BLK1 Method Blank 0.25	1.42e4	89.2	NO
5	5 13C9-PFNA	B8E0056-BLK1 Method Blank 0.25	1.72e4	92.7	NO
6	6 13C4-PFOS	B8E0056-BLK1 Method Blank 0.25	2.94e3	84.1	NO
7	7 13C6-PFDA	B8E0056-BLK1 Method Blank 0.25	1.50e4	73.3	NO
8	8 13C7-PFUdA	B8E0056-BLK1 Method Blank 0.25	2.01e4	82.5	NO

Dataset: F:\Projects\PFAS.PRO\Results\180521M1\IIS.qld

Last Altered: Wednesday, May 23, 2018 10:06:53 Pacific Daylight Time

Printed: Wednesday, May 23, 2018 10:07:11 Pacific Daylight Time

Name: 180521M1_127, Date: 22-May-2018, Time: 15:39:02, ID: 1800770-01 D12937 0.25597, Description: D12937

	# Name	ID	Area	%Rec	Area Out
1	1 13C4-PFBA	1800770-01 D12937 0.25597	6.63e3	65.4	NO
2	2 13C5-PFHxA	1800770-01 D12937 0.25597	1.10e4	73.7	NO
3	3 13C3-PFHxS	1800770-01 D12937 0.25597	2.78e3	90.9	NO
4	4 13C8-PFOA	1800770-01 D12937 0.25597	1.35e4	84.5	NO
5	5 13C9-PFNA	1800770-01 D12937 0.25597	1.46e4	78.7	NO
6	6 13C4-PFOS	1800770-01 D12937 0.25597	3.05e3	87.5	NO
7	7 13C6-PFDA	1800770-01 D12937 0.25597	1.58e4	77.1	NO
8	8 13C7-PFUDa	1800770-01 D12937 0.25597	1.79e4	73.4	NO

Name: 180521M1_128, Date: 22-May-2018, Time: 15:50:28, ID: 1800770-02 D12940 0.25689, Description: D12940

	# Name	ID	Area	%Rec	Area Out
1	1 13C4-PFBA	1800770-02 D12940 0.25689	7.08e3	69.9	NO
2	2 13C5-PFHxA	1800770-02 D12940 0.25689	1.21e4	81.2	NO
3	3 13C3-PFHxS	1800770-02 D12940 0.25689	2.57e3	83.9	NO
4	4 13C8-PFOA	1800770-02 D12940 0.25689	1.37e4	86.0	NO
5	5 13C9-PFNA	1800770-02 D12940 0.25689	1.70e4	91.6	NO
6	6 13C4-PFOS	1800770-02 D12940 0.25689	2.73e3	78.2	NO
7	7 13C6-PFDA	1800770-02 D12940 0.25689	1.52e4	73.9	NO
8	8 13C7-PFUDa	1800770-02 D12940 0.25689	1.79e4	73.5	NO

Name: 180521M1_129, Date: 22-May-2018, Time: 16:01:58, ID: 1800770-03 D12945 0.25361, Description: D12945

	# Name	ID	Area	%Rec	Area Out
1	1 13C4-PFBA	1800770-03 D12945 0.25361	7.27e3	71.8	NO
2	2 13C5-PFHxA	1800770-03 D12945 0.25361	1.16e4	78.0	NO
3	3 13C3-PFHxS	1800770-03 D12945 0.25361	2.56e3	83.4	NO
4	4 13C8-PFOA	1800770-03 D12945 0.25361	1.36e4	85.2	NO
5	5 13C9-PFNA	1800770-03 D12945 0.25361	1.58e4	85.4	NO
6	6 13C4-PFOS	1800770-03 D12945 0.25361	3.09e3	88.5	NO
7	7 13C6-PFDA	1800770-03 D12945 0.25361	1.53e4	74.6	NO
8	8 13C7-PFUDa	1800770-03 D12945 0.25361	2.01e4	82.2	NO

Name: 180521M1_130, Date: 22-May-2018, Time: 16:13:27, ID: IPA, Description: IPA

	# Name	ID	Area	%Rec	Area Out
1	1 13C4-PFBA	IPA			NO
2	2 13C5-PFHxA	IPA			NO
3	3 13C3-PFHxS	IPA			NO
4	4 13C8-PFOA	IPA			NO
5	5 13C9-PFNA	IPA			NO
6	6 13C4-PFOS	IPA			NO
7	7 13C6-PFDA	IPA			NO
8	8 13C7-PFUDa	IPA			NO

Dataset: F:\Projects\PFAS.PRO\Results\180521M1\IIS.qld

Last Altered: Wednesday, May 23, 2018 10:06:53 Pacific Daylight Time

Printed: Wednesday, May 23, 2018 10:07:11 Pacific Daylight Time

Name: 180521M1_131, Date: 22-May-2018, Time: 16:24:58, ID: ST180521M1-16 PFC CS3 18E1407, Description: PFC CS3 18E1407

	# Name	ID	Area	%Rec	Area Out
1	1 13C4-PFBA	ST180521M1-16 PFC CS3 18E1407	1.14e4	112.5	NO
2	2 13C5-PFHxA	ST180521M1-16 PFC CS3 18E1407	1.82e4	122.2	NO
3	3 13C3-PFHxS	ST180521M1-16 PFC CS3 18E1407	3.73e3	121.7	NO
4	4 13C8-PFOA	ST180521M1-16 PFC CS3 18E1407	1.93e4	120.9	NO
5	5 13C9-PFNA	ST180521M1-16 PFC CS3 18E1407	2.34e4	126.1	NO
6	6 13C4-PFOS	ST180521M1-16 PFC CS3 18E1407	4.13e3	118.2	NO
7	7 13C6-PFDA	ST180521M1-16 PFC CS3 18E1407	2.53e4	123.3	NO
8	8 13C7-PFUdA	ST180521M1-16 PFC CS3 18E1407	2.75e4	112.7	NO

Name: 180521M1_132, Date: 22-May-2018, Time: 16:36:26, ID: IPA, Description: IPA

	# Name	ID	Area	%Rec	Area Out
1	1 13C4-PFBA	IPA			NO
2	2 13C5-PFHxA	IPA	6.28e0	0.0	YES
3	3 13C3-PFHxS	IPA			NO
4	4 13C8-PFOA	IPA			NO
5	5 13C9-PFNA	IPA			NO
6	6 13C4-PFOS	IPA			NO
7	7 13C6-PFDA	IPA			NO
8	8 13C7-PFUdA	IPA			NO

Dataset: Untitled

Last Altered: Monday, May 21, 2018 20:31:18 Pacific Daylight Time

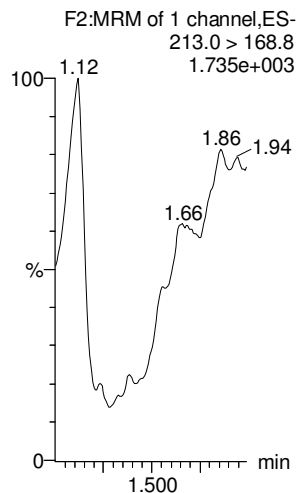
Printed: Monday, May 21, 2018 20:31:31 Pacific Daylight Time

Method: F:\Projects\PFAS.PRO\MethDB\PFAS_FULL_80C_052118.mdb 21 May 2018 20:25:56

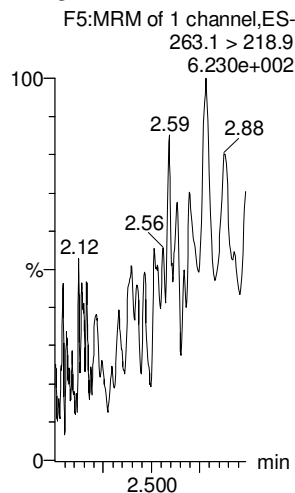
Calibration: F:\Projects\PFAS.PRO\CurveDB\C18_VAL-PFAS_Q4_05-21-18.cdb 21 May 2018 20:24:03

Name: 180521M1_16, Date: 21-May-2018, Time: 18:23:01, ID: IPA, Description: IPA

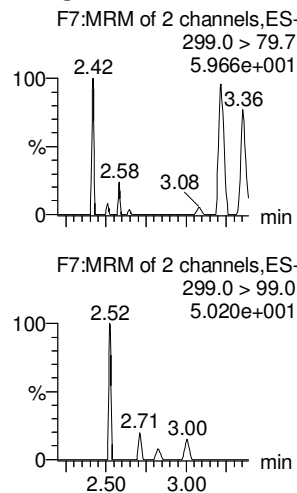
PFBA



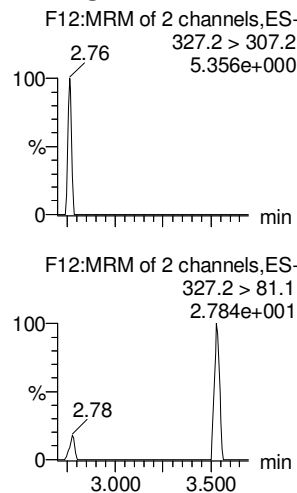
PFPeA



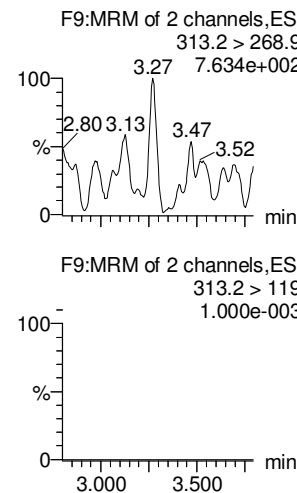
PFBS



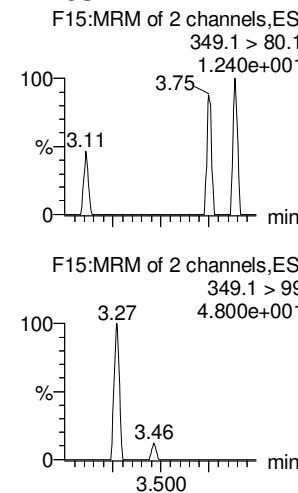
4:2 FTS



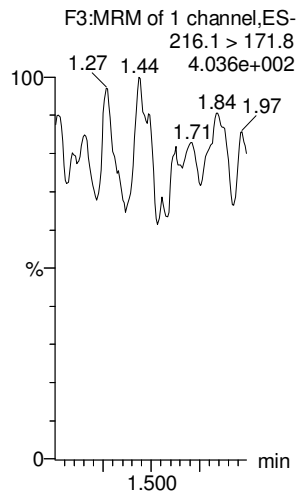
PFHxA



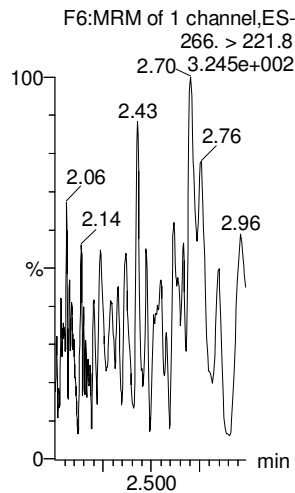
PFPeS



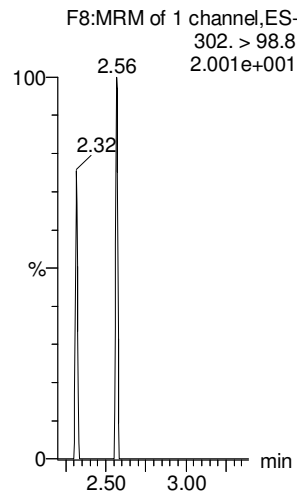
13C3-PFBA



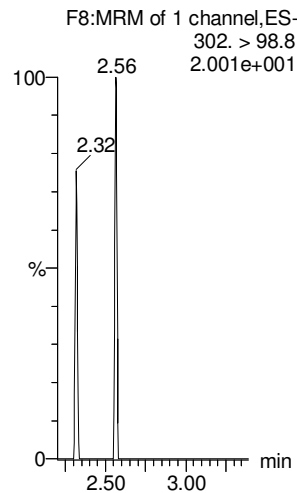
13C3-PFPeA




13C3-PFBS



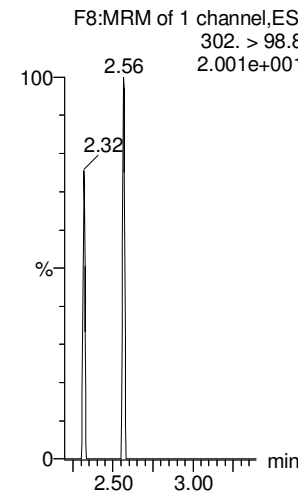
13C3-PFBS



13C2-PFHxA



13C3-PFBS



Dataset: Untitled

Last Altered: Monday, May 21, 2018 20:31:18 Pacific Daylight Time

Printed: Monday, May 21, 2018 20:31:31 Pacific Daylight Time

Name: 180521M1_16, Date: 21-May-2018, Time: 18:23:01, ID: IPA, Description: IPA

6:2 FTS

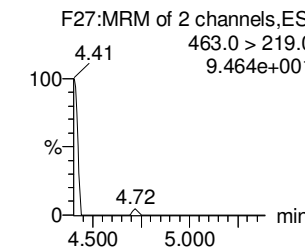
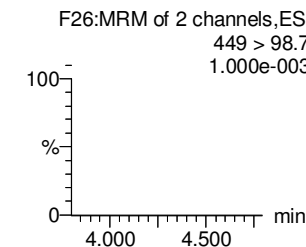
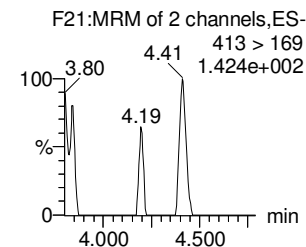
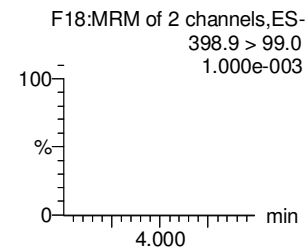
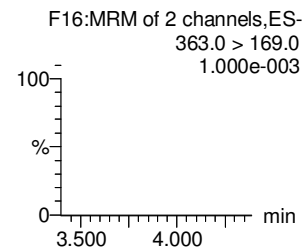
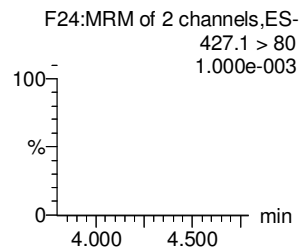
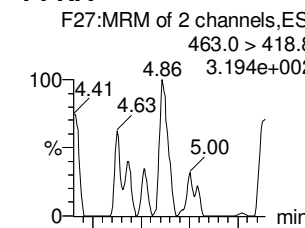
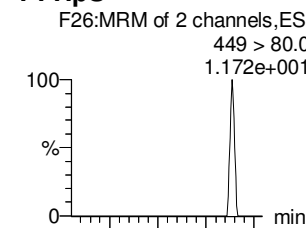
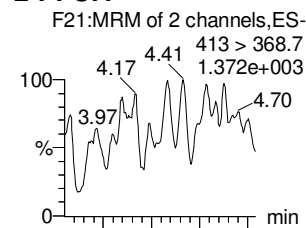
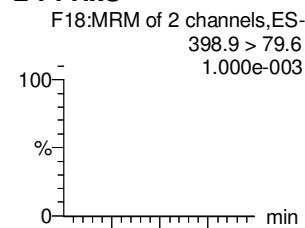
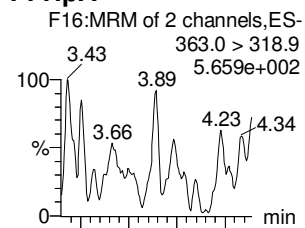
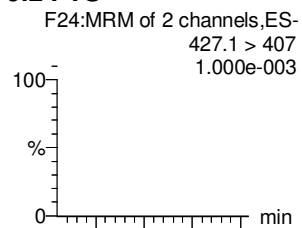
PFHpA

L-PFHxS

L-PFOA

PFHpS

PFNA



13C2-6:2 FTS

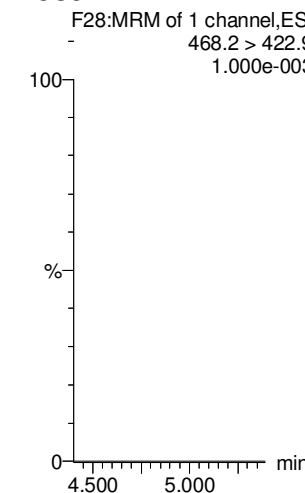
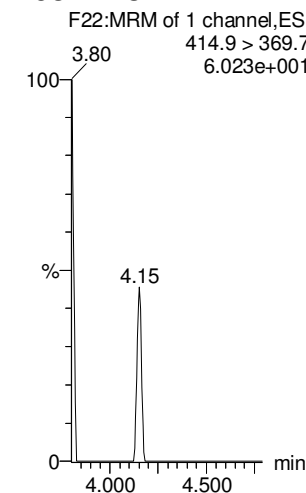
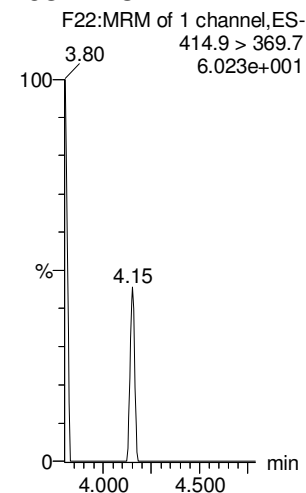
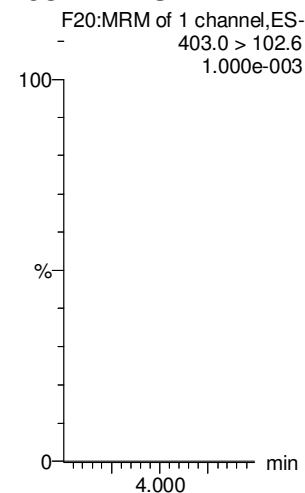
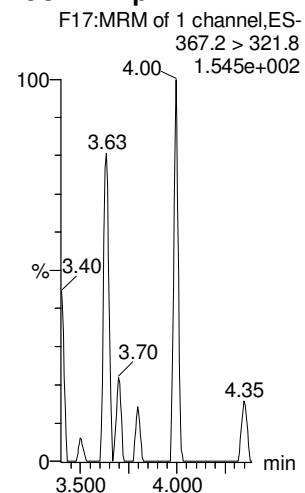
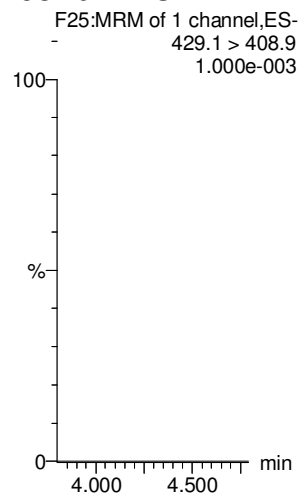
13C4-PFHpA

18O2-PFHxS

13C2-PFOA

13C2-PFOA

13C5-PFNA



Dataset: Untitled

Last Altered: Monday, May 21, 2018 20:31:18 Pacific Daylight Time

Printed: Monday, May 21, 2018 20:31:31 Pacific Daylight Time

Name: 180521M1_16, Date: 21-May-2018, Time: 18:23:01, ID: IPA, Description: IPA

PFOSA

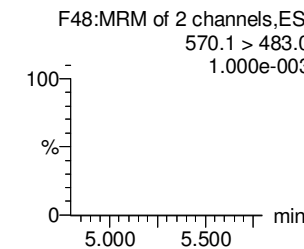
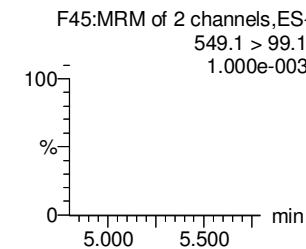
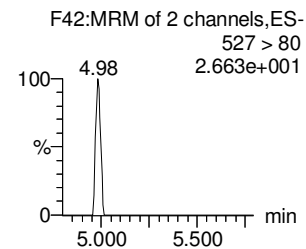
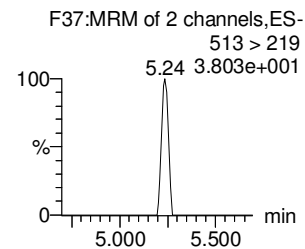
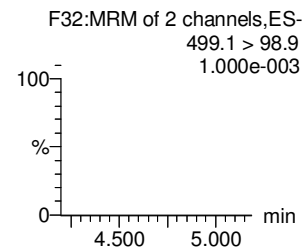
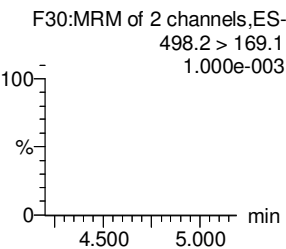
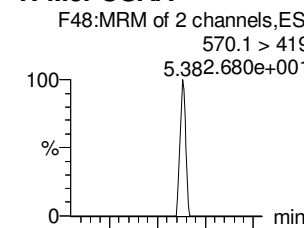
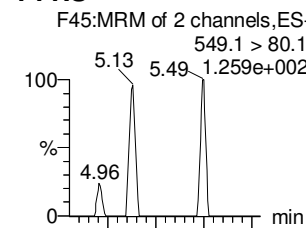
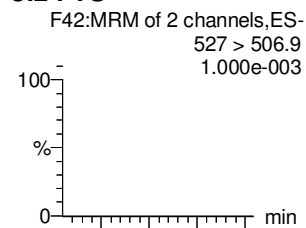
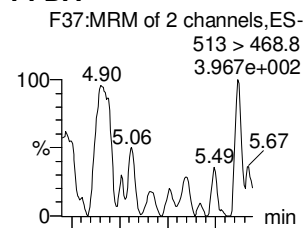
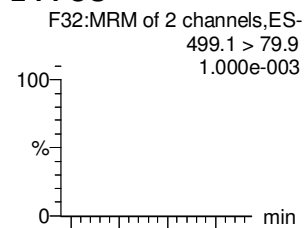
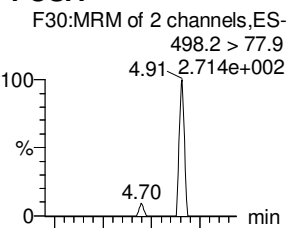
L-PFOS

PFDA

8:2 FTS

PFNS

N-MeFOSAA



13C8-PFOSA

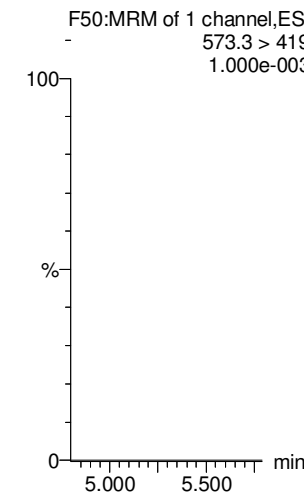
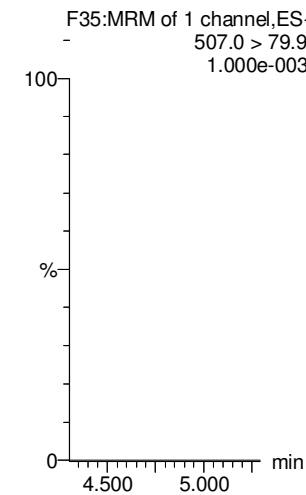
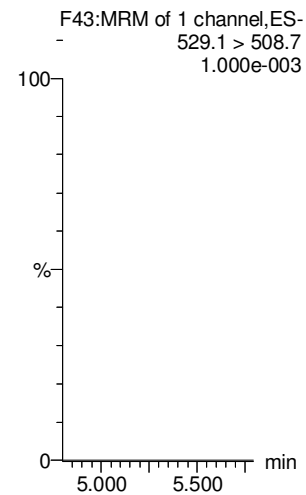
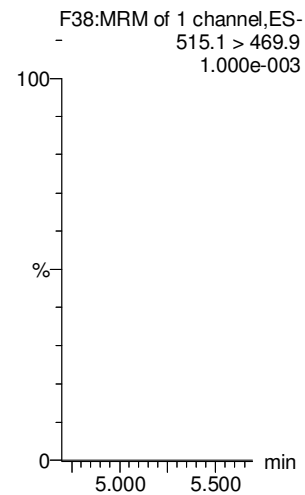
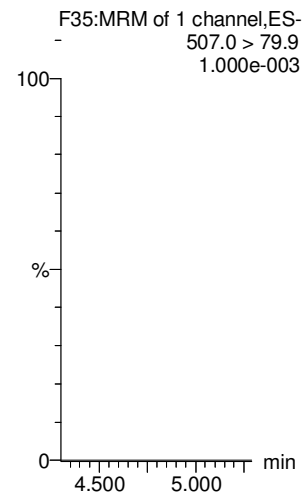
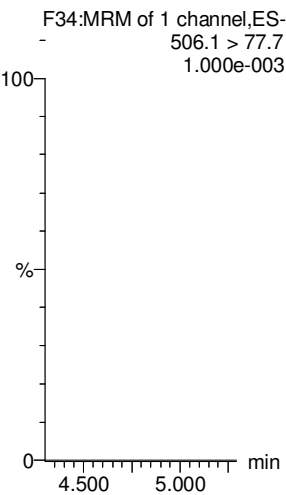
13C8-PFOS

13C2-PFDA

13C2-8:2 FTS

13C8-PFOS

d3-N-MeFOSAA



Dataset: Untitled

Last Altered: Monday, May 21, 2018 20:31:18 Pacific Daylight Time

Printed: Monday, May 21, 2018 20:31:31 Pacific Daylight Time

Name: 180521M1_16, Date: 21-May-2018, Time: 18:23:01, ID: IPA, Description: IPA

N-EtFOSAA

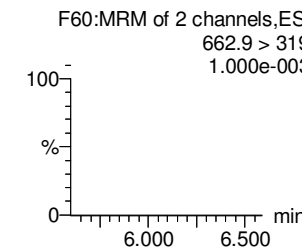
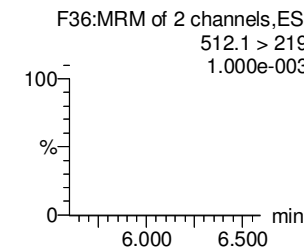
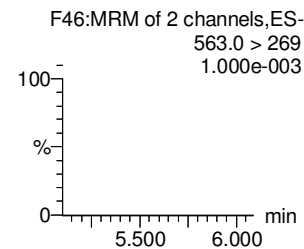
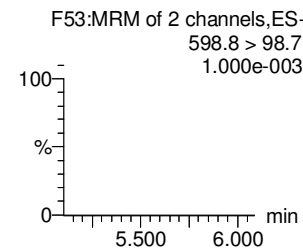
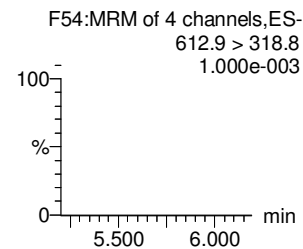
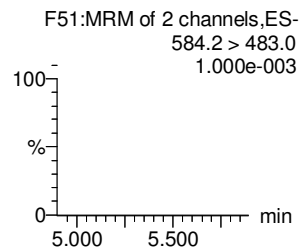
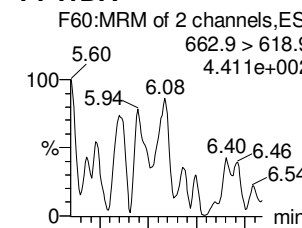
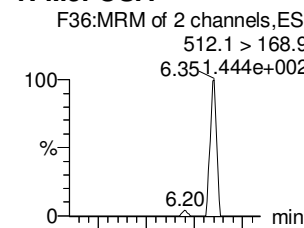
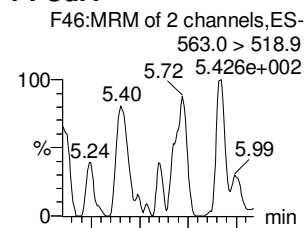
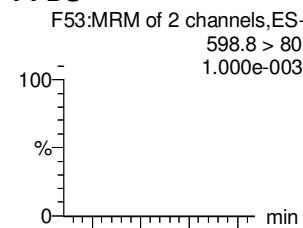
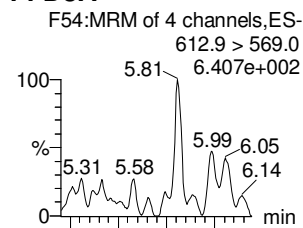
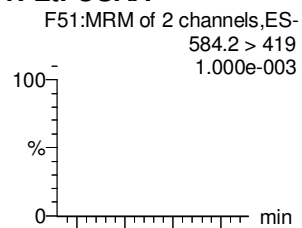
PFDoA

PFDS

PFUdA

N-MeFOSA

PFTrDA



d5-N-EtFOSAA

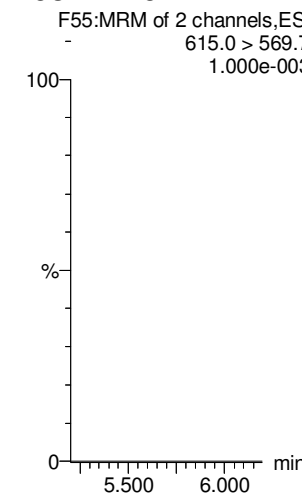
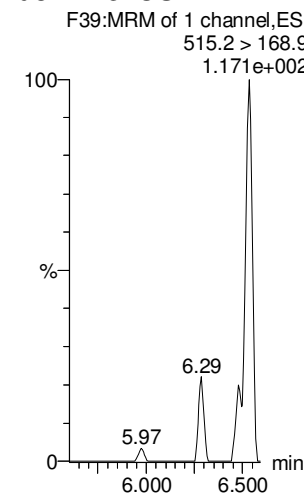
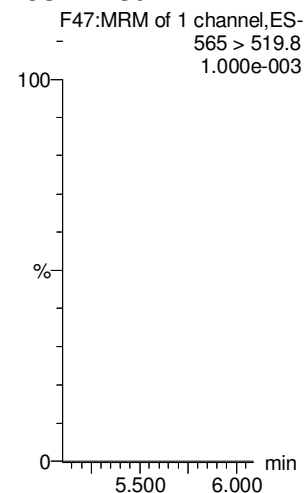
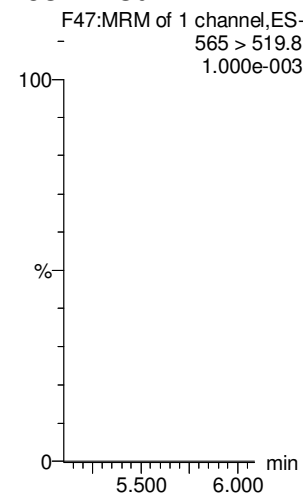
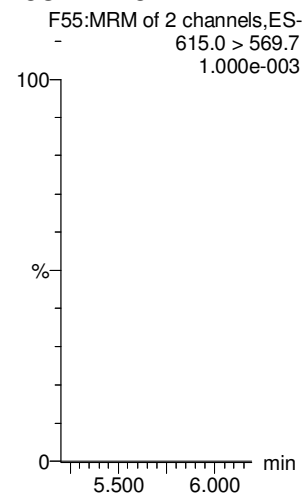
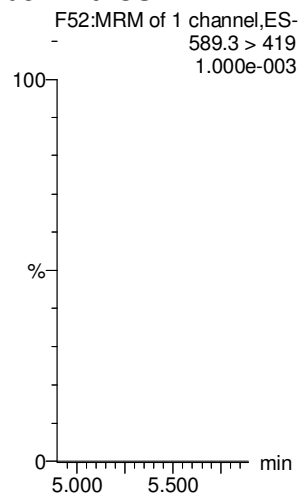
13C2-PFDoA

13C2-PFUdA

13C2-PFUdA

d3-N-MeFOSA

13C2-PFDoA



Dataset: Untitled

Last Altered: Monday, May 21, 2018 20:31:18 Pacific Daylight Time

Printed: Monday, May 21, 2018 20:31:31 Pacific Daylight Time

Name: 180521M1_16, Date: 21-May-2018, Time: 18:23:01, ID: IPA, Description: IPA

PFTeDA

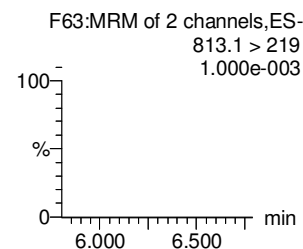
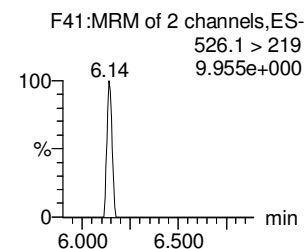
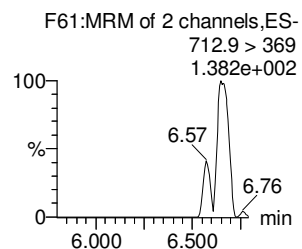
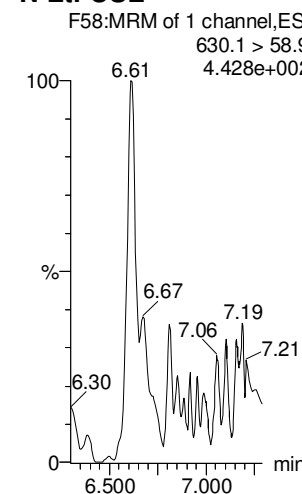
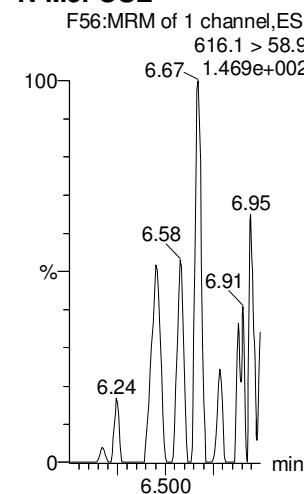
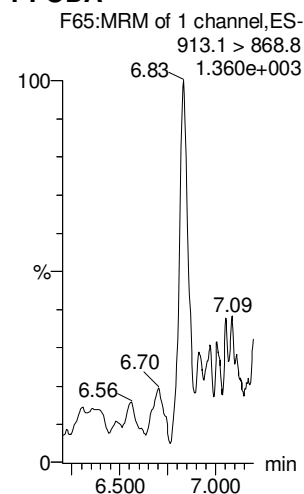
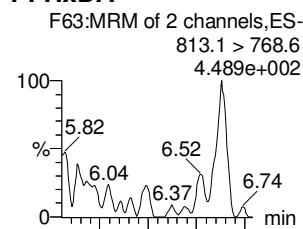
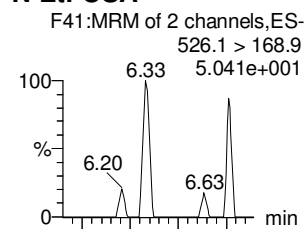
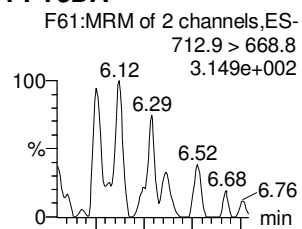
N-EtFOSA

PFHxDA

PFODA

N-MeFOSE

N-EtFOSE



13C2-PFTeDA

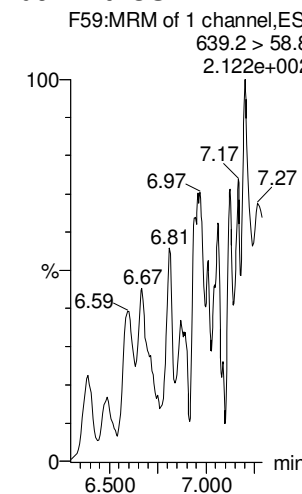
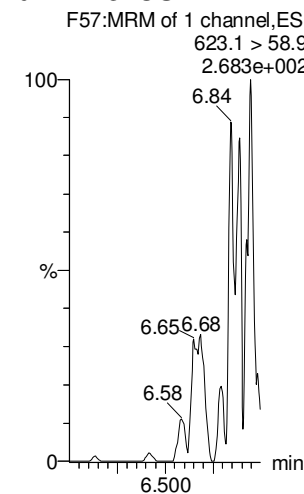
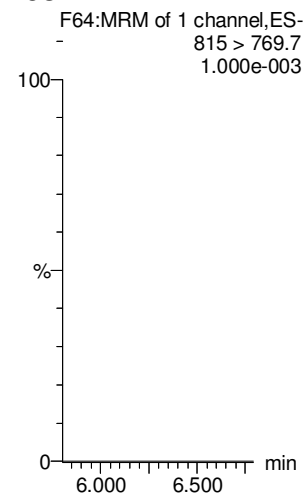
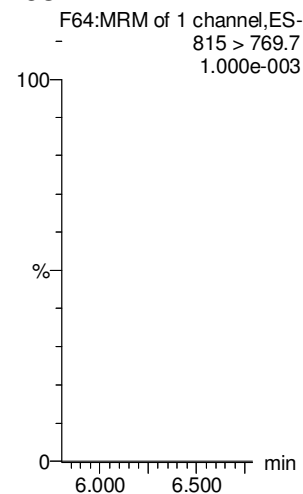
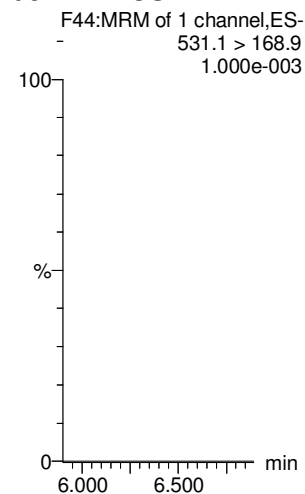
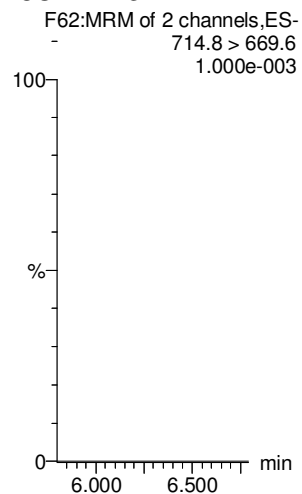
d5-N-ETFOSA

13C2-PFHxDA

13C2-PFHxDA

d7-N-MeFOSE

d9-N-EtFOSE



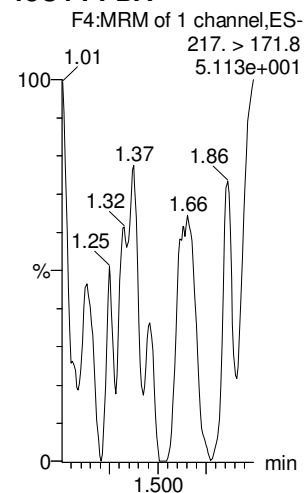
Dataset: Untitled

Last Altered: Monday, May 21, 2018 20:31:18 Pacific Daylight Time

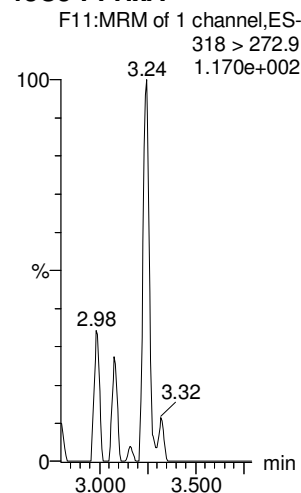
Printed: Monday, May 21, 2018 20:31:31 Pacific Daylight Time

Name: 180521M1_16, Date: 21-May-2018, Time: 18:23:01, ID: IPA, Description: IPA

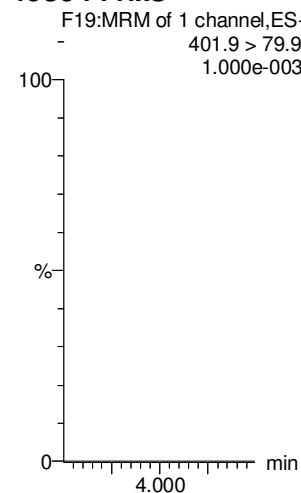
13C4-PFBA



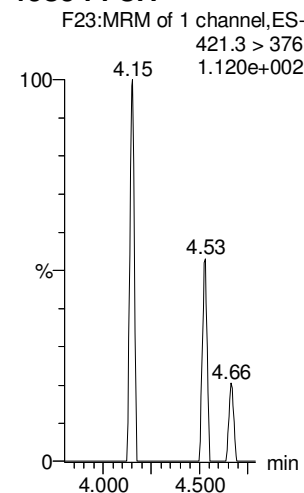
13C5-PFHxA



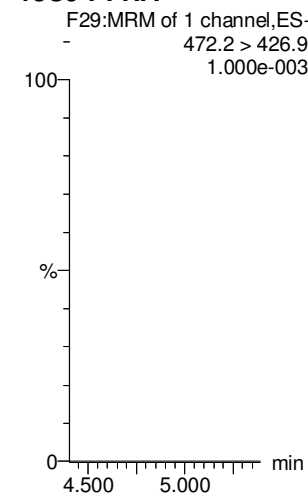
13C3-PFHxS



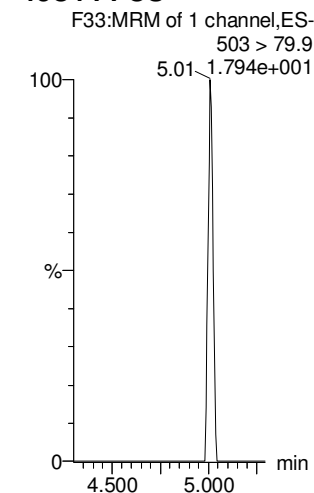
13C8-PFOA



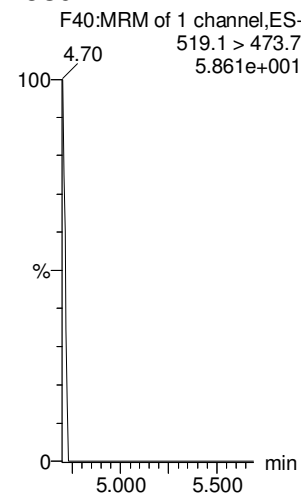
13C9-PFNA



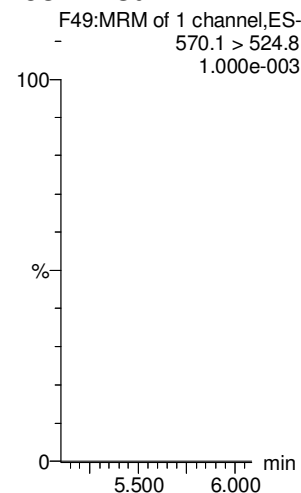
13C4-PFOS



13C6-PFDA



13C7-PFUdA



Dataset: F:\Projects\PFAS.PRO\Results\180521M1\180521M1-65.qld

Last Altered: Tuesday, May 22, 2018 09:52:39 Pacific Daylight Time
Printed: Tuesday, May 22, 2018 09:52:50 Pacific Daylight Time

✓ AD 5/22/18

Method: F:\Projects\PFAS.PRO\MethDB\PFAS_FULL_80C_052118.mdb 21 May 2018 20:25:56
Calibration: F:\Projects\PFAS.PRO\CurveDB\C18_VAL-PFAS_Q4_05-21-18.cdb 21 May 2018 20:24:03

Name: 180521M1_65, Date: 22-May-2018, Time: 03:47:23, ID: ST180521M1-14 PFC CS0 18E1404, Description: PFC CS0 18E1404

#	Name	Trace	Area	IS Area	RRF	Pred.RT	RT	y Axis Resp.	Conc.	%Rec	Recovery Out	Ion Ratio	Ratio out?
1	1 PFBA	213.0 > 16...	1.15e3	1.11e4		1.48	1.48	1.29	1.08	107.8	NO		
2	2 PFPeA	263.1 > 21...	1.34e3	1.61e4		2.44	2.44	1.03	0.962	96.2	NO		
3	3 PFBS	299.0 > 79.7	3.85e2	2.13e3		2.72	2.72	2.26	1.04	103.7	NO	2.910	NO
4	4 4:2 FTS	327.2>307.2	3.98e2	2.13e3		3.13	3.12	2.33	0.982	98.2	NO	1.667	NO
5	5 PFHxA	313.2 > 26...	1.85e3	5.57e3		3.22	3.22	1.66	0.994	99.4	NO	3164.642	YES <i>Q</i>
6	6 PFPeS	349.1>80.1	2.98e2	2.13e3		3.43	3.42	1.75	0.881	88.1	NO	1.550	NO
7	7 PFHpA	363.0 > 31...	1.65e3	1.53e4		3.85	3.85	1.34	1.06	105.7	NO		<i>Q</i>
8	8 L-PFHxS	398.9 > 79.6	2.99e2	1.84e3		3.87	4.00	2.04	0.965	96.5	NO	1.927	NO
9	10 6:2 FTS	427.1 > 407	4.98e2	4.54e3		4.29	4.31	1.37	1.12	112.4	NO	4.204	YES <i>Q</i>
10	11 L-PFOA	413 > 368.7	1.99e3	2.22e4		4.40	4.37	1.12	0.961	96.1	NO	4.643	NO
11	13 PFHpS	449 > 80.0	3.48e2	2.22e4		4.45	4.48	0.196	1.02	102.1	NO	1.694	NO
12	14 PFNA	463.0 > 41...	2.01e3	2.30e4		4.77	4.81	1.09	0.921	92.1	NO	5.253	NO
13	15 PFOSA	498.2 > 77.9	4.17e2	4.67e3		4.85	4.87	1.12	1.07	106.6	NO	124.769	YES <i>Q</i>
14	16 L-PFOS	499.1 > 79.9	3.97e2	4.42e3		4.92	4.89	1.12	1.08	107.7	NO	1.952	NO
15	18 PFDA	513 > 468.8	2.38e3	2.90e4		5.15	5.18	1.02	1.07	107.3	NO	6.648	NO
16	19 8:2 FTS	527 > 506.9	4.16e2	3.83e3		5.12	5.16	1.36	0.994	99.4	NO	2.317	NO
17	20 PFNS	549.1>80.1	2.77e2	4.42e3		5.21	5.24	0.783	0.882	88.2	NO	1.568	NO
18	21 N-MeFOSAA	570.1 > 419	9.52e2	9.77e3		5.30	5.33	1.22	1.06	106.5	NO	9.988	NO
19	22 N-EtFOSAA	584.2 > 419	9.37e2	1.06e4		5.45	5.49	1.11	1.26	125.7	NO	27.985	YES <i>Q</i>
20	23 PFUdA	563.0 > 51...	2.22e3	2.38e4		5.47	5.51	1.16	0.964	96.4	NO	13.913	NO
21	24 PFDS	598.8 > 80	3.07e2	2.38e4		5.52	5.55	0.161	1.10	110.3	NO	1.793	NO
22	25 PFDoA	612.9 > 56...	2.44e3	1.87e4		5.75	5.79	1.63	1.18	117.7	NO	8.552	NO
23	26 N-MeFOSA	512.1 > 16...	7.52e2	2.34e4		5.86	5.93	4.82	4.99	99.7	NO	1.347	NO
24	27 PFTrDA	662.9 > 61...	2.24e3	1.87e4		5.99	6.04	1.50	1.19	119.4	NO	30.528	NO
25	28 PFTeDA	712.9 > 66...	1.81e3	9.05e3		6.21	6.25	2.50	1.24	124.1	NO	14.188	NO
26	29 N-EtFOSA	526.1 > 16...	9.90e2	3.13e4		6.24	6.31	4.75	5.20	104.0	NO	1.381	NO
27	30 PFHxDA	813.1 > 76...	1.39e3	7.78e3		6.53	6.57	0.892	1.14	114.1	NO	35.115	NO
28	31 PFODA	913.1 > 86...	2.18e3	7.78e3		6.75	6.80	1.40	1.21	120.8	NO		
29	32 N-MeFOSE	616.1 > 58.9	5.82e2	1.53e4		6.34	6.42	5.69	6.03	120.7	NO		
30	33 N-EtFOSE	630.1 > 58.9	5.74e2	1.70e4		6.49	6.57	5.06	4.76	95.3	NO		
31	34 13C3-PFBA	216.1 > 17...	1.11e4	1.25e4	0.874	1.47	1.48	11.1	12.7	101.9	NO		

AM 5/22/18

Dataset: F:\Projects\PFAS.PRO\Results\180521M1\180521M1-65.qld

Last Altered: Tuesday, May 22, 2018 09:52:39 Pacific Daylight Time

Printed: Tuesday, May 22, 2018 09:52:50 Pacific Daylight Time

Name: 180521M1_65, Date: 22-May-2018, Time: 03:47:23, ID: ST180521M1-14 PFC CS0 18E1404, Description: PFC CS0 18E1404

	# Name	Trace	Area	IS Area	RRF	Pred.RT	RT	y Axis Resp.	Conc.	%Rec	Recovery Out	Ion Ratio	Ratio out?
32	35 13C3-PFPeA	266. > 221.8	1.61e4	1.86e4	0.838	2.43	2.44	10.8	12.9	103.4	NO		
33	36 13C3-PFBS	302. > 98.8	2.13e3	1.86e4	0.107	2.70	2.72	1.43	13.4	107.1	NO		
34	37 13C2-PFHxA	315 > 269.8	5.57e3	1.86e4	0.740	3.20	3.22	3.74	5.05	101.0	NO		
35	38 13C4-PFHpA	367.2 > 32...	1.53e4	1.86e4	0.849	3.83	3.85	10.3	12.1	97.1	NO		
36	39 18O2-PFHxS	403.0 > 10...	1.84e3	3.95e3	0.433	3.98	4.00	5.81	13.4	107.5	NO		
37	40 13C2-6:2 FTS	429.1 > 40...	4.54e3	2.24e4	0.234	4.29	4.31	2.54	10.9	87.0	NO		
38	41 13C2-PFOA	414.9 > 36...	2.22e4	2.24e4	1.075	4.34	4.36	12.4	11.6	92.5	NO		
39	42 13C5-PFNA	468.2 > 42...	2.30e4	2.31e4	0.970	4.77	4.81	12.4	12.8	102.5	NO		
40	43 13C8-PFOA	506.1 > 77.7	4.67e3	2.43e4	0.151	4.84	4.87	2.40	15.9	126.9	NO		
41	44 13C8-PFOS	507.0 > 79.9	4.42e3	4.57e3	0.998	4.86	4.89	12.1	12.1	97.0	NO		
42	45 13C2-PFDA	515.1 > 46...	2.90e4	2.15e4	1.299	5.15	5.18	16.9	13.0	103.9	NO		
43	46 13C2-8:2 FTS	529.1 > 50...	3.83e3	1.86e4	0.232	5.12	5.15	2.57	11.1	88.6	NO		
44	47 d3-N-MeFOSAA	573.3 > 419	9.77e3	2.43e4	0.350	5.30	5.33	5.02	14.3	114.8	NO		
45	48 d5-N-EtFOSAA	589.3 > 419	1.06e4	2.43e4	0.350	5.45	5.48	5.45	15.6	124.6	NO		
46	49 13C2-PFUdA	565 > 519.8	2.38e4	2.43e4	0.913	5.47	5.51	12.2	13.4	107.2	NO		
47	50 13C2-PFDoA	615.0 > 56...	1.87e4	2.15e4	0.974	5.75	5.79	10.9	11.2	89.3	NO		
48	51 d3-N-MeFOSA	515.2 > 16...	2.34e4	2.43e4	0.069	5.88	5.95	12.0	175	116.5	NO		
49	52 13C2-PFTeDA	714.8 > 66...	9.05e3	2.43e4	0.504	6.21	6.25	4.65	9.22	73.8	NO		
50	53 d5-N-ETFOSA	531.1 > 16...	3.13e4	2.43e4	0.089	6.25	6.32	16.0	180	120.3	NO		
51	54 13C2-PFHxDA	815 > 769.7	7.78e3	2.43e4	1.063	6.53	6.57	4.00	3.76	75.2	NO		
52	55 d7-N-MeFOSE	623.1 > 58.9	1.53e4	2.43e4	0.049	6.34	6.42	7.88	160	106.8	NO		
53	56 d9-N-EtFOSE	639.2 > 58.8	1.70e4	2.43e4	0.051	6.49	6.57	8.73	172	114.9	NO		
54	57 13C4-PFBA	217. > 171.8	1.25e4	1.25e4	1.000	1.47	1.48	12.5	12.5	100.0	NO		
55	58 13C5-PFHxA	318 > 272.9	1.86e4	1.86e4	1.000	3.20	3.22	12.5	12.5	100.0	NO		
56	59 13C3-PFHxS	401.9 > 79.9	3.95e3	3.95e3	1.000	3.98	4.00	12.5	12.5	100.0	NO		
57	60 13C8-PFOA	421.3 > 376	2.24e4	2.24e4	1.000	4.34	4.37	12.5	12.5	100.0	NO		
58	61 13C9-PFNA	472.2 > 42...	2.31e4	2.31e4	1.000	4.77	4.81	12.5	12.5	100.0	NO		
59	62 13C4-PFOS	503 > 79.9	4.57e3	4.57e3	1.000	4.86	4.89	12.5	12.5	100.0	NO		
60	63 13C6-PFDA	519.1 > 47...	2.15e4	2.15e4	1.000	5.15	5.18	12.5	12.5	100.0	NO		
61	64 13C7-PFUdA	570.1 > 52...	2.43e4	2.43e4	1.000	5.47	5.51	12.5	12.5	100.0	NO		

Vista Analytical Laboratory

Dataset: Untitled

Last Altered: Tuesday, May 22, 2018 14:17:47 Pacific Daylight Time

Printed: Tuesday, May 22, 2018 14:22:17 Pacific Daylight Time

Method: F:\Projects\PFAS.PRO\MethDB\PFAS_FULL_80C_052118.mdb 21 May 2018 20:25:56

Calibration: F:\Projects\PFAS.PRO\CurveDB\C18_VAL-PFAS_Q4_05-21-18.cdb 21 May 2018 20:24:03

Compound name: PFBA

#	Name	ID	Acq.Date	Acq.Time
1	1 180521M1_5	IPA	21-May-18	16:14:33
2	2 180521M1_6	ST180521M1-1 PFC CS-2 18E1402	21-May-18	16:26:03
3	3 180521M1_7	ST180521M1-2 PFC CS-1 18E1403	21-May-18	16:37:32
4	4 180521M1_8	ST180521M1-3 PFC CS0 18E2105	21-May-18	16:49:02
5	5 180521M1_9	ST180521M1-4 PFC CS1 18E1405	21-May-18	17:00:32
6	6 180521M1_10	ST180521M1-5 PFC CS2 18E1406	21-May-18	17:11:59
7	7 180521M1_11	ST180521M1-6 PFC CS3 18E2106	21-May-18	17:23:25
8	8 180521M1_12	ST180521M1-7 PFC CS4 18E1408	21-May-18	17:34:55
9	9 180521M1_13	ST180521M1-8 PFC CS5 18E2107	21-May-18	17:46:24
10	10 180521M1_14	ST180521M1-9 PFC CS6 18E1410	21-May-18	17:57:54
11	11 180521M1_15	ST180521M1-10 PFC CS7 18E1411	21-May-18	18:09:23
12	12 180521M1_16	IPA	21-May-18	18:23:01
13	13 180521M1_17	ICV180521M1-1 PFC 537 ICV 18E1401	21-May-18	18:34:26
14	14 180521M1_18	IPA	21-May-18	18:45:53
15	15 180521M1_19	B8E0158-BS1 OPR 0.125	21-May-18	18:57:22
16	16 180521M1_20	B8E0158-BLK1 Method Blank 0.125	21-May-18	19:08:46
17	17 180521M1_21	B8E0158-MS1 Matrix Spike 0.12122	21-May-18	19:20:13
18	18 180521M1_22	B8E0158-MSD1 Matrix Spike Dup 0.12...	21-May-18	19:31:40
19	19 180521M1_23	1800977-01 REEPAC017 0.1119	21-May-18	19:43:07
20	20 180521M1_24	1800977-02 REEPEF017 0.12089	21-May-18	19:56:54
21	21 180521M1_25	1800977-03 REEPAR017 0.12129	21-May-18	20:08:18
22	22 180521M1_26	1800977-04 REEPIN017 0.12034	21-May-18	20:19:45
23	23 180521M1_27	1800977-05 REEPEF018 0.12176	21-May-18	20:31:14
24	24 180521M1_28	1800977-06 REEPAR018 0.12009	21-May-18	20:42:43
25	25 180521M1_29	1800977-07 REEPAC018 0.12124	21-May-18	20:54:11
26	26 180521M1_30	1800977-08 REEPAC506 0.11977	21-May-18	21:05:41
27	27 180521M1_31	1800977-09 REEPIN018 0.12027	21-May-18	21:17:11
28	28 180521M1_32	1800977-10 REEPEF019 0.11978	21-May-18	21:28:38
29	29 180521M1_33	IPA	21-May-18	21:40:08
30	30 180521M1_34	ST180521M1-11 PFC CS3 18E1407	21-May-18	21:51:37
31	31 180521M1_35	IPA	21-May-18	22:03:05

Dataset: Untitled

Last Altered: Tuesday, May 22, 2018 14:17:47 Pacific Daylight Time

Printed: Tuesday, May 22, 2018 14:22:17 Pacific Daylight Time

Compound name: PFBA

#	Name	ID	Acq.Date	Acq.Time
32	180521M1_36	1800977-11 REEPAR019 0.11959	21-May-18	22:14:35
33	180521M1_37	1800977-12 REEPAC019 0.12032	21-May-18	22:26:04
34	180521M1_38	1800977-13 REEPIN019 0.1211	21-May-18	22:37:33
35	180521M1_39	1800977-14 REEPEF020 0.11978	21-May-18	22:49:03
36	180521M1_40	1800977-15 REEPEF507 0.11871	21-May-18	23:00:29
37	180521M1_41	1800977-16 REEPAR020 0.12031	21-May-18	23:11:59
38	180521M1_42	1800977-17 REEPAC020 0.11969	21-May-18	23:23:29
39	180521M1_43	1800977-18 REEPIN020 0.11994	21-May-18	23:34:56
40	180521M1_44	B8D0175-BS1 OPR 1	21-May-18	23:46:23
41	180521M1_45	B8D0175-MS1 Matrix Spike 1.2	21-May-18	23:57:50
42	180521M1_46	B8D0175-MSD1 Matrix Spike Dup 1.16	22-May-18	00:09:17
43	180521M1_47	B8D0175-BLK1 Method Blank 1	22-May-18	00:20:44
44	180521M1_48	1800694-01 PFC-32 (1.5) 1.01	22-May-18	00:32:11
45	180521M1_49	1800694-02 PFC-32 (4-5) 1.1	22-May-18	00:43:40
46	180521M1_50	IPA	22-May-18	00:55:10
47	180521M1_51	ST180521M1-12 PFC CS3 18E1407	22-May-18	01:06:40
48	180521M1_52	IPA	22-May-18	01:18:09
49	180521M1_53	1800694-03 PFC-32 (8) 1.06	22-May-18	01:29:36
50	180521M1_54	1800694-04 PFC-33 (1.5) 1	22-May-18	01:41:03
51	180521M1_55	1800694-05 PFC-33 (4-5) 1.12	22-May-18	01:52:30
52	180521M1_56	1800694-06 PFC-33 (8) 1.02	22-May-18	02:03:56
53	180521M1_57	1800694-07 PFC-34 (1.5) 1.14	22-May-18	02:15:26
54	180521M1_58	1800694-08 PFC-34 (4-5) 1.01	22-May-18	02:26:55
55	180521M1_59	1800694-09 PFC-35 (1.5) 1.15	22-May-18	02:38:25
56	180521M1_60	1800694-10 PFC-35 (4-5) 1.18	22-May-18	02:49:55
57	180521M1_61	1800694-11 PFC-35 (8) 1.2	22-May-18	03:01:24
58	180521M1_62	1800694-12 PFC-36 (1.5) 1.21	22-May-18	03:12:54
59	180521M1_63	IPA	22-May-18	03:24:23
60	180521M1_64	ST180521M1-13 PFC CS3 18E1407	22-May-18	03:35:53
61	180521M1_65	ST180521M1-14 PFC CS0 18E1404	22-May-18	03:47:23
62	180521M1_66	IPA	22-May-18	03:58:51
63	180521M1_67	1800694-13 PFC-36 (4-5) 1	22-May-18	04:10:22
64	180521M1_68	1800694-14 PFC-36 (8) 1.15	22-May-18	04:21:51
65	180521M1_69	1800694-15 PFC-37 (1.5) 1.21	22-May-18	04:33:18

Dataset: Untitled

Last Altered: Tuesday, May 22, 2018 14:17:47 Pacific Daylight Time

Printed: Tuesday, May 22, 2018 14:22:17 Pacific Daylight Time

Compound name: PFBA

#	Name	ID	Acq.Date	Acq.Time
66	66 180521M1_70	1800694-16 PFC-37 (4-5) 1.14	22-May-18	04:44:48
67	67 180521M1_71	1800694-17 PFC-37 (8) 1.04	22-May-18	04:56:17
68	68 180521M1_72	1800694-18 BD-3 1.08	22-May-18	05:07:47
69	69 180521M1_73	B8E0069-BS1 OPR 0.125	22-May-18	05:19:16
70	70 180521M1_74	B8E0069-BSD1 LCSD 0.125	22-May-18	05:30:46
71	71 180521M1_75	B8E0069-BLK1 Method Blank 0.125	22-May-18	05:42:15
72	72 180521M1_76	1800795-01 REEPDW377FRB 0.10851	22-May-18	05:53:42
73	73 180521M1_77	1800795-02 REEPDW378FRB 0.10726	22-May-18	06:05:12
74	74 180521M1_78	1800795-03 REEPDW379FRB 0.11089	22-May-18	06:16:41
75	75 180521M1_79	1800795-04 REEPDW387FRB 0.11453	22-May-18	06:28:07
76	76 180521M1_80	1800795-05 REEPDW388FRB 0.1127	22-May-18	06:39:36
77	77 180521M1_81	1800795-06 REEPDW391FRB 0.1132	22-May-18	06:51:06
78	78 180521M1_82	1800795-07 REEPDW380FRB 0.12033	22-May-18	07:02:35
79	79 180521M1_83	1800795-08 REEPDW381FRB 0.11042	22-May-18	07:14:01
80	80 180521M1_84	1800795-09 REEPDW382FRB 0.11847	22-May-18	07:25:32
81	81 180521M1_85	1800795-10 REEPDW383FRB 0.12021	22-May-18	07:36:59
82	82 180521M1_86	1800795-11 REEPDW384FRB 0.11983	22-May-18	07:48:25
83	83 180521M1_87	1800795-12 REEPDW385FRB 0.12155	22-May-18	07:59:55
84	84 180521M1_88	1800795-13 REEPDW386FRB 0.11708	22-May-18	08:11:23
85	85 180521M1_89	B8D0179-BS1 OPR 0.125	22-May-18	08:22:53
86	86 180521M1_90	B8D0179-BSD1 LCSD 0.125	22-May-18	08:34:22
87	87 180521M1_91	B8D0179-BLK1 Method Blank 0.125	22-May-18	08:45:52
88	88 180521M1_92	1800705-01 REEPDW357FRB 0.12063	22-May-18	08:57:21
89	89 180521M1_93	1800705-02 REEPDW355FRB 0.11916	22-May-18	09:08:51
90	90 180521M1_94	1800705-03 REEPDW356FRB 0.12341	22-May-18	09:20:20
91	91 180521M1_95	1800705-04 REEPDW358FRB 0.11368	22-May-18	09:31:49
92	92 180521M1_96	1800705-05 REEPDW359FRB 0.11308	22-May-18	09:43:18
93	93 180521M1_97	1800705-06 REEPDW360FRB 0.11232	22-May-18	09:54:47
94	94 180521M1_98	1800705-07 REEPDW350FRB 0.11577	22-May-18	10:06:17
95	95 180521M1_99	1800705-08 REEPDW340FRB 0.11606	22-May-18	10:17:45
96	96 180521M1_100	1800705-09 REEPDW349FRB 0.12302	22-May-18	10:29:15
97	97 180521M1_101	1800705-10 REEPDW351FRB 0.12118	22-May-18	10:40:42
98	98 180521M1_102	1800705-11 REEPDW352FRB 0.1187	22-May-18	10:52:08
99	99 180521M1_103	1800705-12 REEPDW353FRB 0.12425	22-May-18	11:03:38

Dataset: Untitled

Last Altered: Tuesday, May 22, 2018 14:17:47 Pacific Daylight Time

Printed: Tuesday, May 22, 2018 14:22:17 Pacific Daylight Time

Compound name: PFBA

	# Name	ID	Acq.Date	Acq.Time
100	1... 180521M1_104	B8E0155-BS1 OPR 1	22-May-18	11:15:05
101	1... 180521M1_105	B8E0155-MS1 Matrix Spike 1.06	22-May-18	11:26:32
102	1... 180521M1_106	B8E0155-MSD1 Matrix Spike Dup 1.04	22-May-18	11:37:59
103	1... 180521M1_107	B8E0155-BLK1 Method Blank 1	22-May-18	11:49:26
104	1... 180521M1_108	1800900-01RE1 SB-1-1 1.06	22-May-18	12:00:56
105	1... 180521M1_109	1800900-03RE1 SB-2-1 1.14	22-May-18	12:12:25
106	1... 180521M1_110	1800900-05RE1 SB-3-1 1.16	22-May-18	12:23:54
107	1... 180521M1_111	1800900-07RE1 SB-4-1 1.07	22-May-18	12:35:21
108	1... 180521M1_112	IPA	22-May-18	12:46:48
109	1... 180521M1_113	ST180521M1-15 PFC CS3 18E1407	22-May-18	12:58:15
110	1... 180521M1_114	IPA	22-May-18	13:09:45

Dataset: F:\Projects\PFAS.PRO\Results\180521M1\180521M1-65.qld

Last Altered: Tuesday, May 22, 2018 09:52:39 Pacific Daylight Time

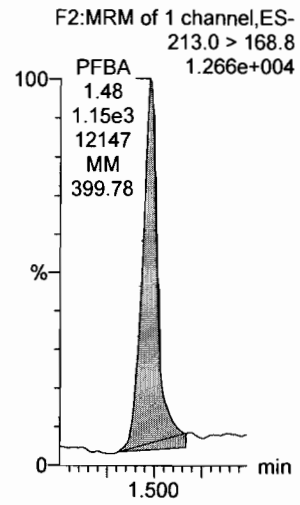
Printed: Tuesday, May 22, 2018 09:52:50 Pacific Daylight Time

Method: F:\Projects\PFAS.PRO\MethDB\PFAS_FULL_80C_052118.mdb 21 May 2018 20:25:56

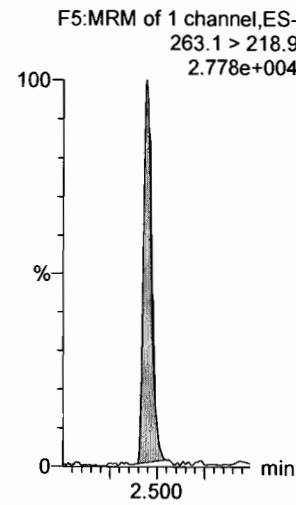
Calibration: F:\Projects\PFAS.PRO\CurveDB\C18_VAL-PFAS_Q4_05-21-18.cdb 21 May 2018 20:24:03

Name: 180521M1_65, Date: 22-May-2018, Time: 03:47:23, ID: ST180521M1-14 PFC CS0 18E1404, Description: PFC CS0 18E1404

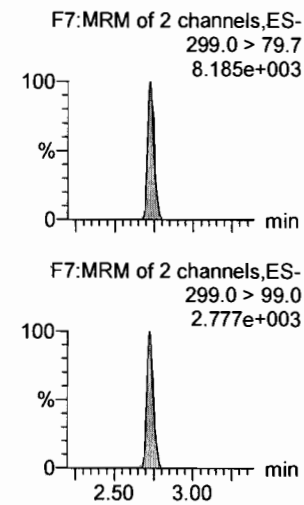
PFBA



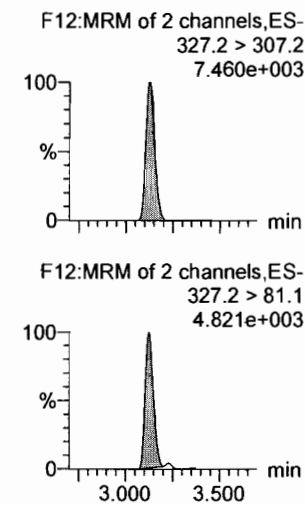
PFPeA



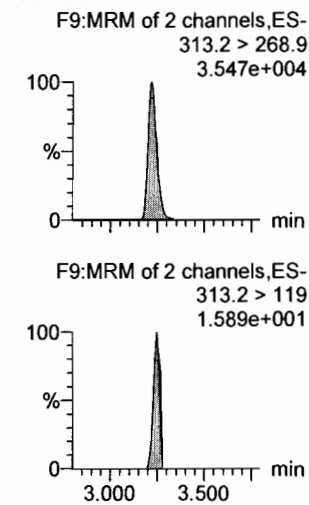
PFBS



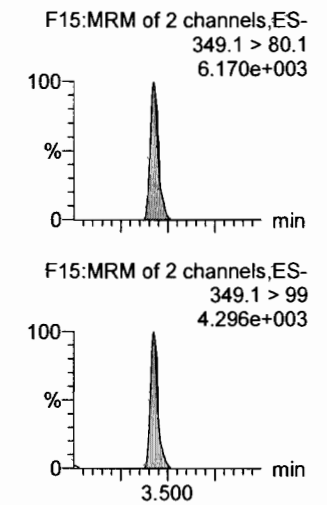
4:2 FTS



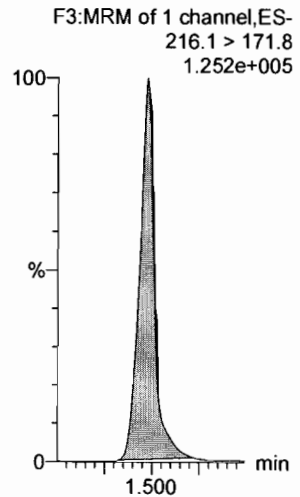
PFHxA



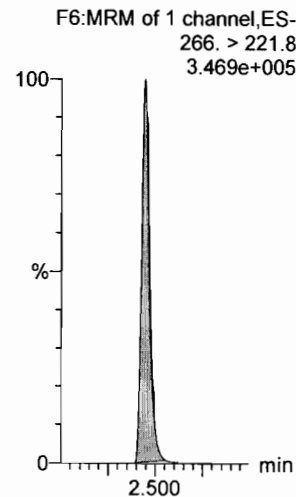
PFPeS



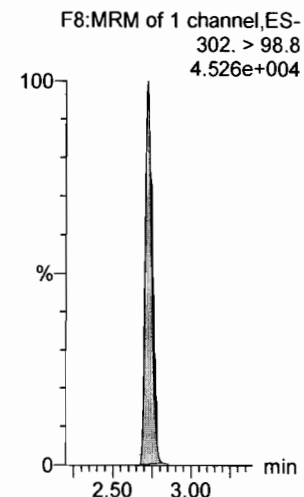
13C3-PFBA



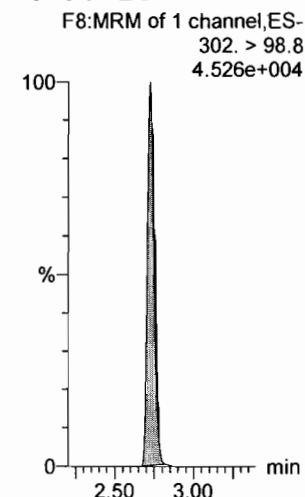
13C3-PFPeA



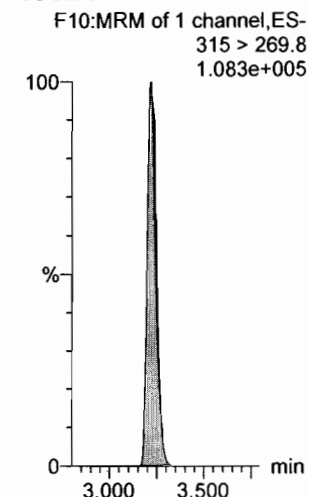
13C3-PFBS



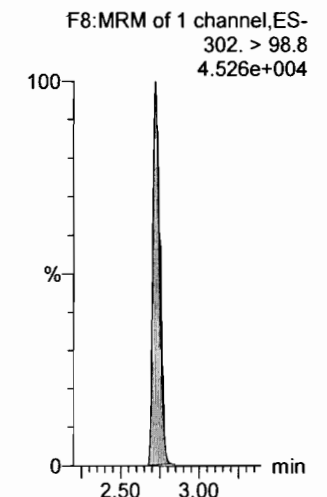
13C3-PFBS



13C2-PFHxA



13C3-PFBS



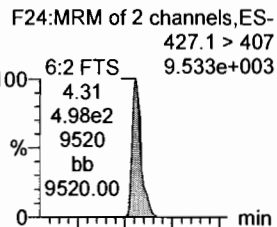
Dataset: F:\Projects\PFAS.PRO\Results\180521M1\180521M1-65.qld

Last Altered: Tuesday, May 22, 2018 09:52:39 Pacific Daylight Time

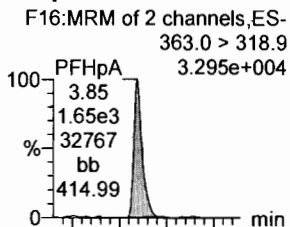
Printed: Tuesday, May 22, 2018 09:52:50 Pacific Daylight Time

Name: 180521M1_65, Date: 22-May-2018, Time: 03:47:23, ID: ST180521M1-14 PFC CS0 18E1404, Description: PFC CS0 18E1404

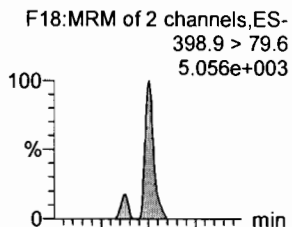
6:2 FTS



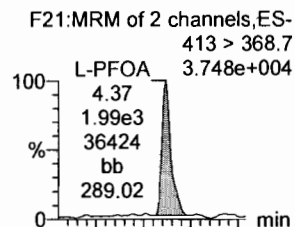
PFHpA



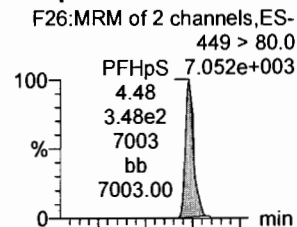
L-PFHxS



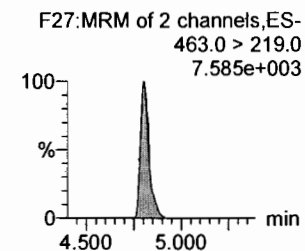
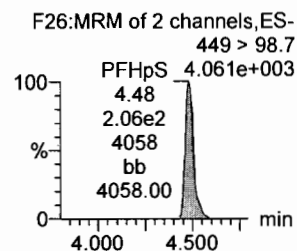
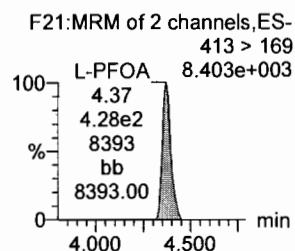
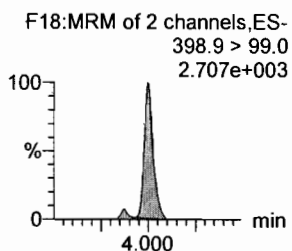
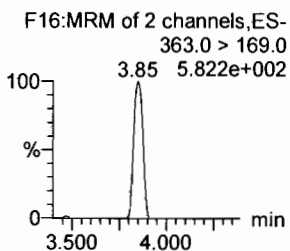
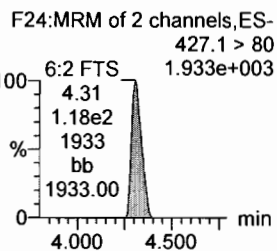
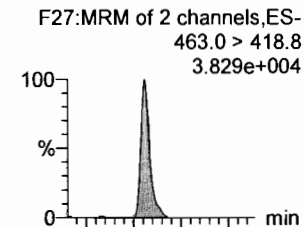
L-PFOA



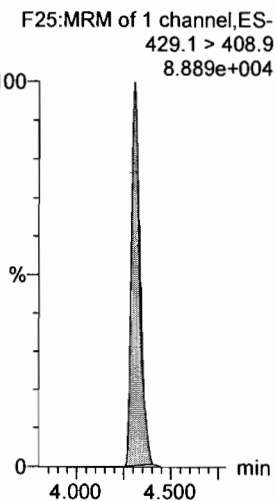
PFHpS



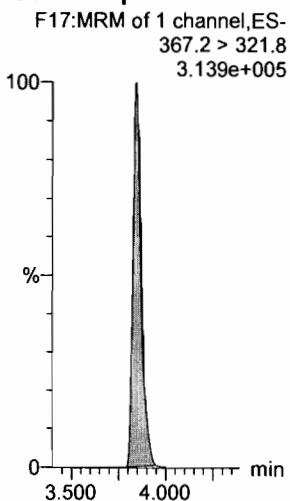
PFNA



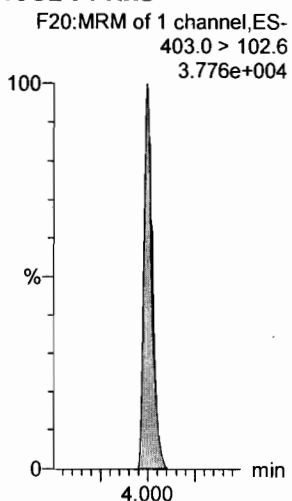
13C2-6:2 FTS



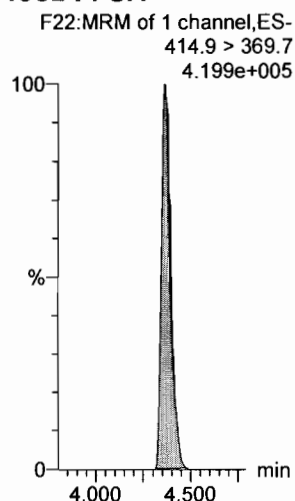
13C4-PFHpA



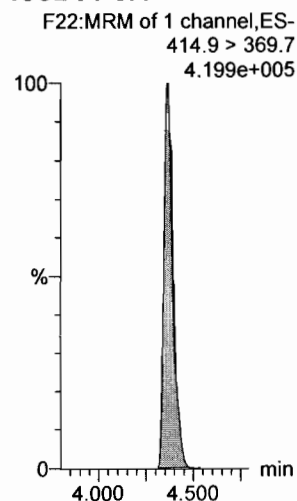
18O2-PFHxS



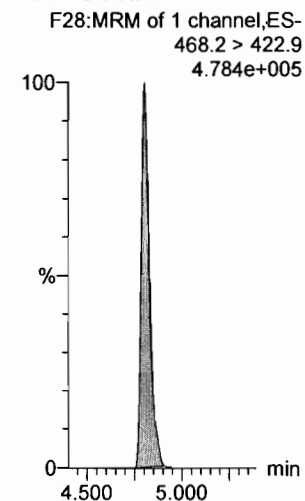
13C2-PFOA



13C2-PFOA



13C5-PFNA



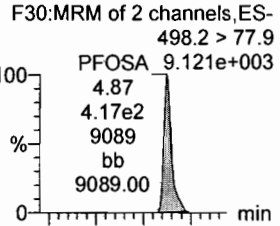
Dataset: F:\Projects\PFAS.PRO\Results\180521M1\180521M1-65.qld

Last Altered: Tuesday, May 22, 2018 09:52:39 Pacific Daylight Time

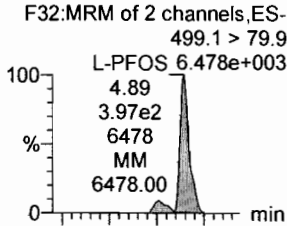
Printed: Tuesday, May 22, 2018 09:52:50 Pacific Daylight Time

Name: 180521M1_65, Date: 22-May-2018, Time: 03:47:23, ID: ST180521M1-14 PFC CS0 18E1404, Description: PFC CS0 18E1404

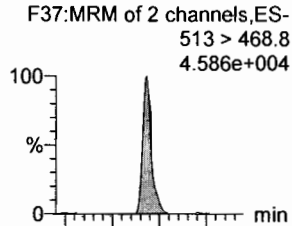
PFOSA



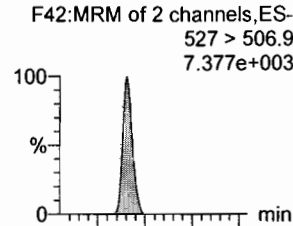
L-PFOS



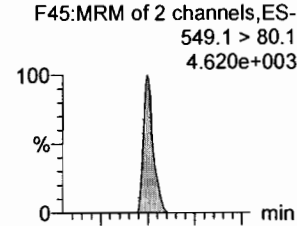
PFDA



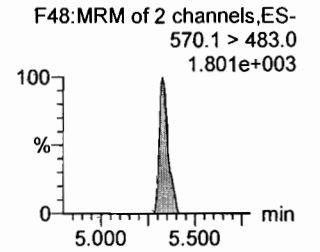
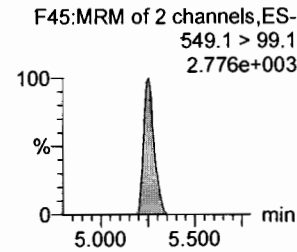
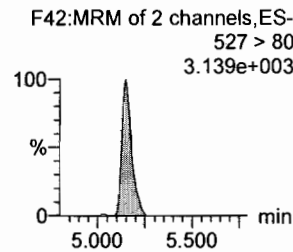
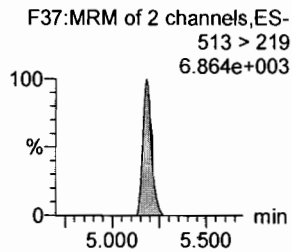
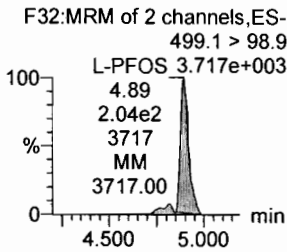
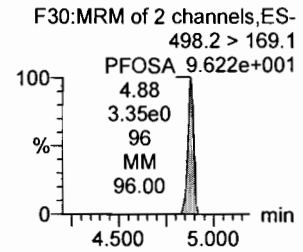
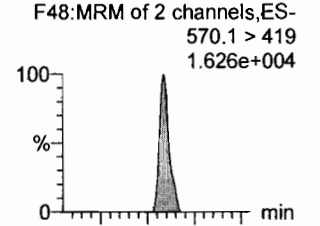
8:2 FTS



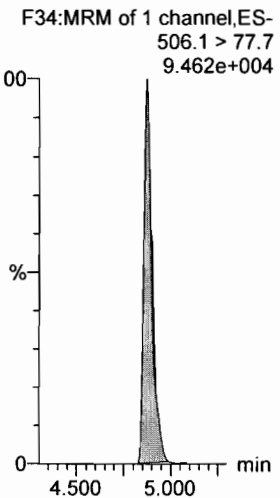
PFNS



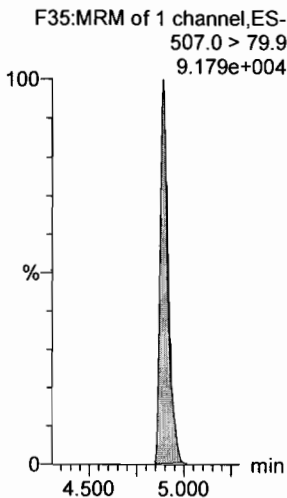
N-MeFOSAA



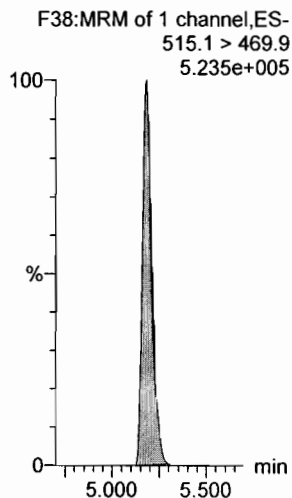
13C8-PFOSA



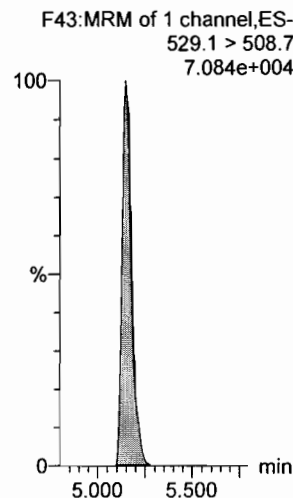
13C8-PFOS



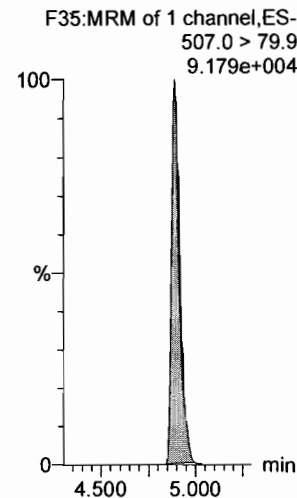
13C2-PFDA



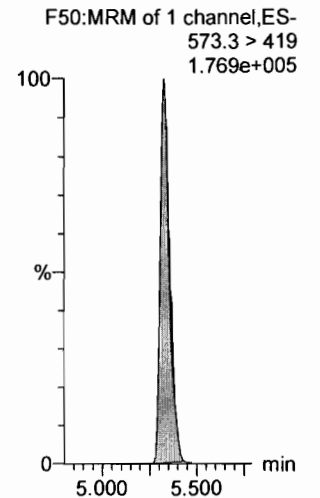
13C2-8:2 FTS



13C8-PFOS



d3-N-MeFOSAA



Dataset: F:\Projects\PFAS.PRO\Results\180521M1\180521M1-65.qld

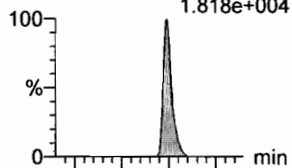
Last Altered: Tuesday, May 22, 2018 09:52:39 Pacific Daylight Time

Printed: Tuesday, May 22, 2018 09:52:50 Pacific Daylight Time

Name: 180521M1_65, Date: 22-May-2018, Time: 03:47:23, ID: ST180521M1-14 PFC CS0 18E1404, Description: PFC CS0 18E1404

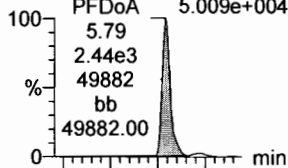
N-EtFOSAA

F51:MRM of 2 channels,ES-
584.2 > 419
1.818e+004




PFDoA

F54:MRM of 4 channels,ES-
612.9 > 569.0
5.009e+004



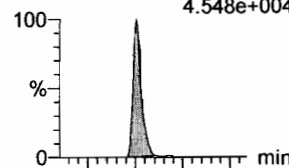
PFDS

F53:MRM of 2 channels,ES-
598.8 > 80
6.364e+003



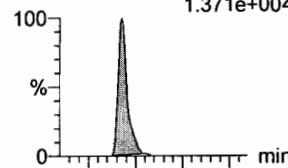
PFUdA

F46:MRM of 2 channels,ES-
563.0 > 518.9
4.548e+004



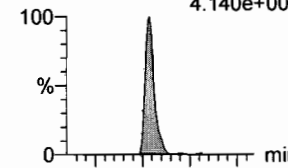
N-MeFOSA

F36:MRM of 2 channels,ES-
512.1 > 168.9
1.371e+004

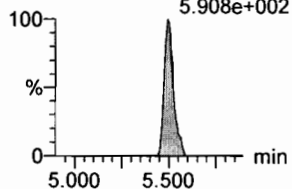


PFTrDA

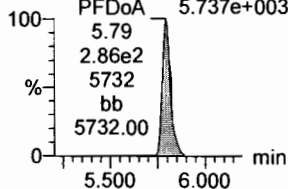
F60:MRM of 2 channels,ES-
662.9 > 618.9
4.140e+004



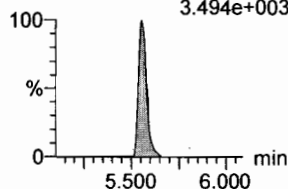
F51:MRM of 2 channels,ES-
584.2 > 483.0
5.908e+002



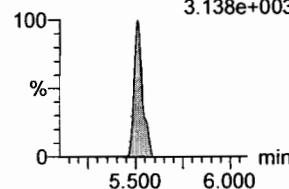
F54:MRM of 4 channels,ES-
612.9 > 318.8
5.737e+003



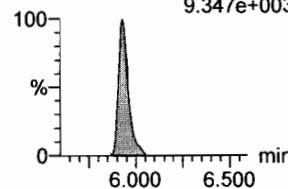
F53:MRM of 2 channels,ES-
598.8 > 98.7
3.494e+003



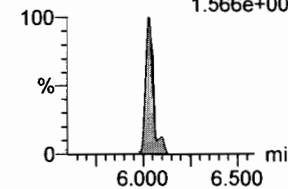
F46:MRM of 2 channels,ES-
563.0 > 269
3.138e+003



F36:MRM of 2 channels,ES-
512.1 > 219
9.347e+003

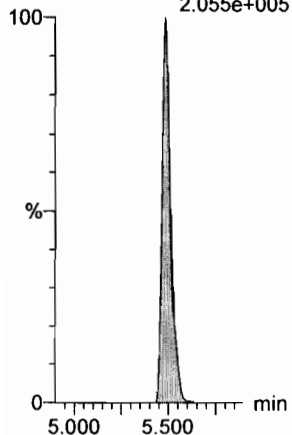


F60:MRM of 2 channels,ES-
662.9 > 319
1.566e+003



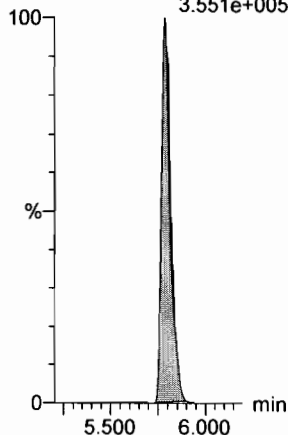
d5-N-EtFOSAA

F52:MRM of 1 channel,ES-
589.3 > 419
2.055e+005




13C2-PFDoA

F55:MRM of 2 channels,ES-
615.0 > 569.7
3.551e+005



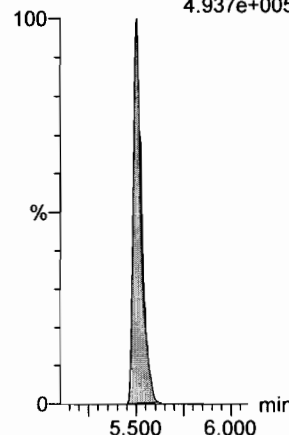
13C2-PFUdA

F47:MRM of 1 channel,ES-
565 > 519.8
4.937e+005



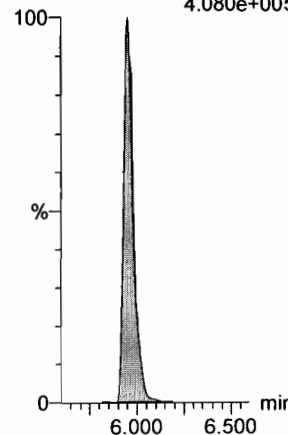
13C2-PFUdA

F47:MRM of 1 channel,ES-
565 > 519.8
4.937e+005



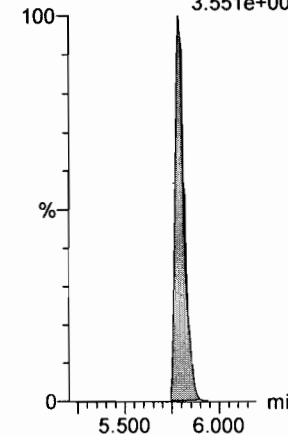
d3-N-MeFOSA

F39:MRM of 1 channel,ES-
515.2 > 168.9
4.080e+005



13C2-PFDoA

F55:MRM of 2 channels,ES-
615.0 > 569.7
3.551e+005

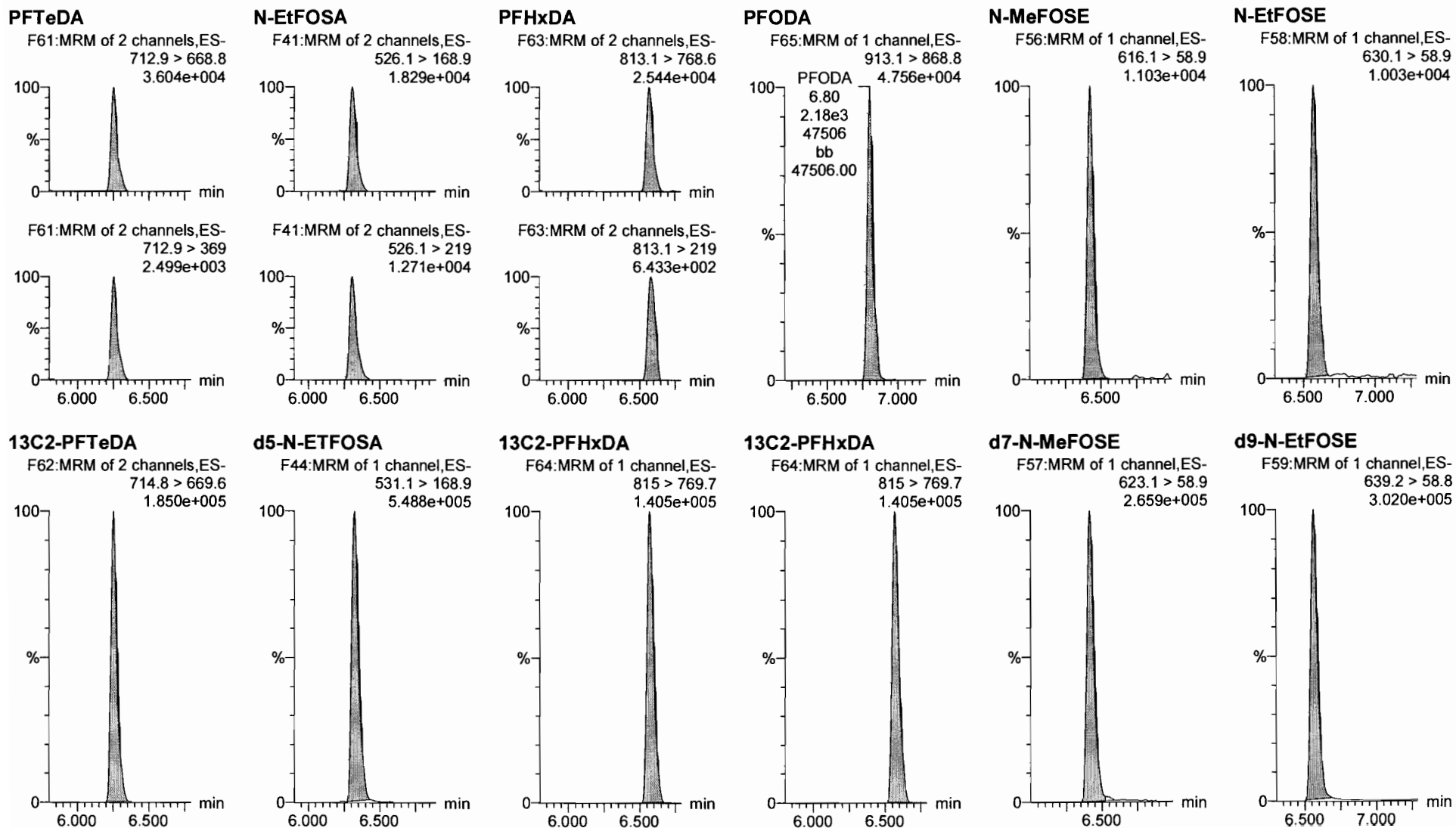


Dataset: F:\Projects\PFAS.PRO\Results\180521M1\180521M1-65.qld

Last Altered: Tuesday, May 22, 2018 09:52:39 Pacific Daylight Time

Printed: Tuesday, May 22, 2018 09:52:50 Pacific Daylight Time

Name: 180521M1_65, Date: 22-May-2018, Time: 03:47:23, ID: ST180521M1-14 PFC CS0 18E1404, Description: PFC CS0 18E1404



Dataset: F:\Projects\PFAS.PRO\Results\180521M1\180521M1-65.qld

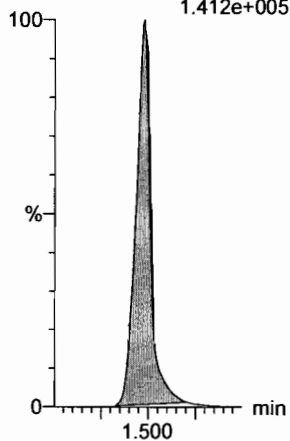
Last Altered: Tuesday, May 22, 2018 09:52:39 Pacific Daylight Time

Printed: Tuesday, May 22, 2018 09:52:50 Pacific Daylight Time

Name: 180521M1_65, Date: 22-May-2018, Time: 03:47:23, ID: ST180521M1-14 PFC CS0 18E1404, Description: PFC CS0 18E1404

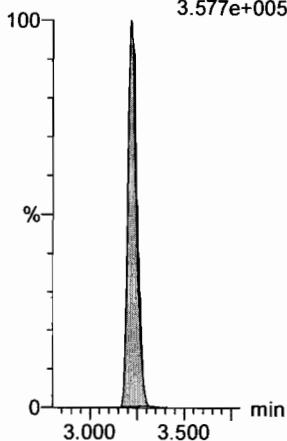
13C4-PFBA

F4:MRM of 1 channel,ES-
217. > 171.8
1.412e+005



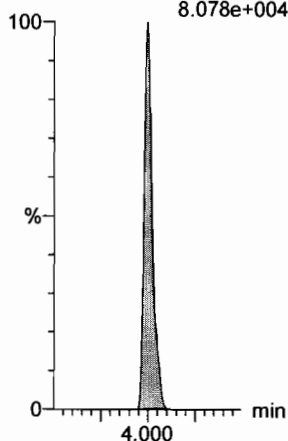
13C5-PFHxA

F11:MRM of 1 channel,ES-
318 > 272.9
3.577e+005



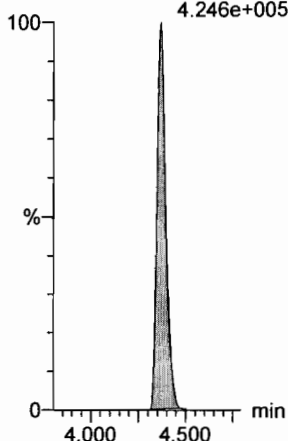
13C3-PFHxS

F19:MRM of 1 channel,ES-
401.9 > 79.9
8.078e+004



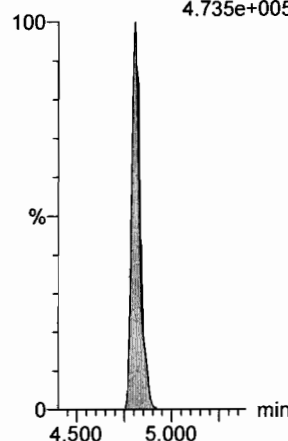
13C8-PFOA

F23:MRM of 1 channel,ES-
421.3 > 376
4.246e+005



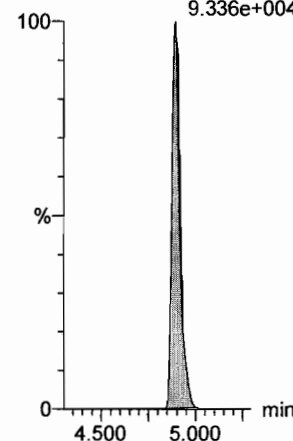
13C9-PFNA

F29:MRM of 1 channel,ES-
472.2 > 426.9
4.735e+005



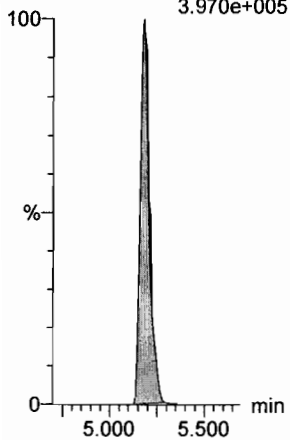
13C4-PFOS

F33:MRM of 1 channel,ES-
503 > 79.9
9.336e+004



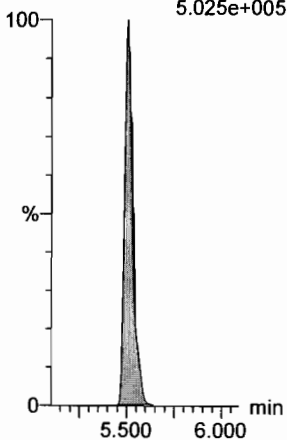
13C6-PFDA

F40:MRM of 1 channel,ES-
519.1 > 473.7
3.970e+005



13C7-PFUDa

F49:MRM of 1 channel,ES-
570.1 > 524.8
5.025e+005



Dataset: F:\Projects\PFAS.PRO\Results\180521M1\180521M1-113.qld

Last Altered: Tuesday, May 22, 2018 14:16:27 Pacific Daylight Time

Printed: Tuesday, May 22, 2018 14:17:21 Pacific Daylight Time

VAD 5/22/18

Method: F:\Projects\PFAS.PRO\MethDB\PFAS_FULL_80C_052118.mdb 21 May 2018 20:25:56

Calibration: F:\Projects\PFAS.PRO\CurveDB\C18_VAL-PFAS_Q4_05-21-18.cdb 21 May 2018 20:24:03

Name: 180521M1_113, Date: 22-May-2018, Time: 12:58:15, ID: ST180521M1-15 PFC CS3 18E1407, Description: PFC CS3 18E1407

#	Name	Trace	Area	IS Area	RRF	Pred.RT	RT	y Axis Resp.	Conc.	%Rec	Recovery	Out	Ion Ratio	Ratio out?
1	1 PFBA	213.0 > 16...	8.48e3	9.60e3		1.50	1.50	11.0	9.84	98.4	NO			
2	2 PFPeA	263.1 > 21...	1.17e4	1.45e4		2.46	2.46	10.1	10.0	100.1	NO			
3	3 PFBS	299.0 > 79.7	3.07e3	1.90e3		2.74	2.74	20.2	9.68	96.8	NO	2.827	NO	
4	4 4:2 FTS	327.2>307.2	3.18e3	1.90e3		3.14	3.14	20.9	9.01	90.1	NO	1.733	NO	
5	5 PFHxA	313.2 > 26...	1.53e4	5.09e3		3.24	3.24	15.0	9.37	93.7	NO	252.983	NO	
6	6 PFPeS	349.1>80.1	2.76e3	1.90e3		3.44	3.44	18.2	9.84	98.4	NO	1.921	NO	
7	7 PFHpA	363.0 > 31...	1.47e4	1.61e4		3.86	3.86	11.4	9.67	96.7	NO	29.312	NO	
8	8 L-PFHxS	398.9 > 79.6	2.36e3	1.55e3		3.88	4.01	19.1	10.3	103.1	NO	1.775	NO	
9	10 6:2 FTS	427.1 > 407	3.61e3	4.04e3		4.29	4.33	11.2	9.30	93.0	NO	2.818	NO	
10	11 L-PFOA	413 > 368.7	1.64e4	2.09e4		4.40	4.38	9.83	8.85	88.5	NO	5.258	NO	
11	13 PFHpS	449 > 80.0	3.02e3	2.09e4		4.45	4.49	1.81	10.0	100.4	NO	1.860	NO	
12	14 PFNA	463.0 > 41...	1.85e4	2.21e4		4.77	4.82	10.5	9.16	91.6	NO	5.289	NO	
13	15 PFOSA	498.2 > 77.9	2.83e3	3.77e3		4.85	4.89	9.38	9.74	97.4	NO	39.810	NO	
14	16 L-PFOS	499.1 > 79.9	3.13e3	4.05e3		4.92	4.90	9.69	9.34	93.4	NO	2.064	NO	
15	18 PFDA	513 > 468.8	1.87e4	2.77e4		5.15	5.19	8.44	9.43	94.3	NO	6.773	NO	
16	19 8:2 FTS	527 > 506.9	3.51e3	3.59e3		5.12	5.16	12.2	9.20	92.0	NO	2.400	NO	
17	20 PFNS	549.1>80.1	2.95e3	4.05e3		5.21	5.26	9.11	9.98	99.8	NO	1.784	NO	
18	21 N-MeFOSAA	570.1 > 419	6.56e3	8.64e3		5.30	5.34	9.49	8.62	86.2	NO	11.278	NO	
19	22 N-EtFOSAA	584.2 > 419	5.63e3	9.54e3		5.45	5.50	7.38	8.25	82.5	NO	11.696	NO	
20	23 PFUdA	563.0 > 51...	2.04e4	2.40e4		5.47	5.51	10.7	10.1	101.1	NO	16.034	NO	
21	24 PFDS	598.8 > 80	2.85e3	2.40e4		5.52	5.56	1.49	10.4	103.8	NO	1.879	NO	
22	25 PFDoA	612.9 > 56...	1.90e4	2.29e4		5.75	5.80	10.4	8.45	84.5	NO	8.107	NO	
23	26 N-MeFOSA	512.1 > 16...	6.19e3	2.04e4		5.86	5.95	45.5	52.4	104.9	NO	1.313	NO	
24	27 PFTrDA	662.9 > 61...	2.26e4	2.29e4		5.99	6.04	12.3	9.63	96.3	NO	38.556	NO	
25	28 PFTeDA	712.9 > 66...	1.77e4	1.20e4		6.21	6.26	18.5	9.79	97.9	NO	13.153	NO	
26	29 N-EtFOSA	526.1 > 16...	7.99e3	2.71e4		6.24	6.32	44.2	49.1	98.2	NO	1.422	NO	
27	30 PFHxDA	813.1 > 76...	1.21e4	9.79e3		6.53	6.57	6.19	9.11	91.1	NO	40.654	NO	
28	31 PFODA	913.1 > 86...	2.28e4	9.79e3		6.75	6.80	11.6	10.4	104.3	NO			
29	32 N-MeFOSE	616.1 > 58.9	3.82e3	1.41e4		6.34	6.43	40.7	45.7	91.3	NO			
30	33 N-EtFOSE	630.1 > 58.9	4.51e3	1.40e4		6.49	6.58	48.3	49.6	99.2	NO			
31	34 13C3-PFBA	216.1 > 17...	9.60e3	1.14e4	0.874	1.47	1.49	10.6	12.1	96.6	NO			

*AM
5/22/18*

Dataset: F:\Projects\PFAS.PRO\Results\180521M1\180521M1-113.qld

Last Altered: Tuesday, May 22, 2018 14:16:27 Pacific Daylight Time

Printed: Tuesday, May 22, 2018 14:17:21 Pacific Daylight Time

Name: 180521M1_113, Date: 22-May-2018, Time: 12:58:15, ID: ST180521M1-15 PFC CS3 18E1407, Description: PFC CS3 18E1407

	# Name	Trace	Area	IS Area	RRF	Pred.RT	RT	y Axis Resp.	Conc.	%Rec	Recovery Out	Ion Ratio	Ratio out?
32	35 13C3-PFPeA	266. > 221.8	1.45e4	1.78e4	0.838	2.43	2.46	10.2	12.2	97.4	NO		
33	36 13C3-PFBS	302. > 98.8	1.90e3	1.78e4	0.107	2.70	2.74	1.34	12.5	99.9	NO		
34	37 13C2-PFHxA	315 > 269.8	5.09e3	1.78e4	0.740	3.20	3.24	3.57	4.83	96.5	NO		
35	38 13C4-PFHpA	367.2 > 32...	1.61e4	1.78e4	0.849	3.83	3.86	11.3	13.3	106.6	NO		
36	39 18O2-PFHxS	403.0 > 10...	1.55e3	3.57e3	0.433	3.98	4.01	5.42	12.5	100.2	NO		
37	40 13C2-6:2 FTS	429.1 > 40...	4.04e3	2.17e4	0.234	4.29	4.32	2.32	9.95	79.6	NO		
38	41 13C2-PFOA	414.9 > 36...	2.09e4	2.17e4	1.075	4.34	4.38	12.0	11.2	89.4	NO		
39	42 13C5-PFNA	468.2 > 42...	2.21e4	2.21e4	0.970	4.77	4.82	12.5	12.9	102.9	NO		
40	43 13C8-PFOSA	506.1 > 77.7	3.77e3	2.26e4	0.151	4.84	4.89	2.09	13.8	110.5	NO		
41	44 13C8-PFOS	507.0 > 79.9	4.05e3	3.88e3	0.998	4.86	4.90	13.0	13.1	104.5	NO		
42	45 13C2-PFDA	515.1 > 46...	2.77e4	2.37e4	1.299	5.15	5.19	14.6	11.3	90.0	NO		
43	46 13C2-8:2 FTS	529.1 > 50...	3.59e3	1.78e4	0.232	5.12	5.16	2.52	10.9	86.9	NO		
44	47 d3-N-MeFOSAA	573.3 > 419	8.64e3	2.26e4	0.350	5.30	5.34	4.78	13.7	109.5	NO		
45	48 d5-N-EtFOSAA	589.3 > 419	9.54e3	2.26e4	0.350	5.45	5.49	5.28	15.1	120.9	NO		
46	49 13C2-PFUdA	565 > 519.8	2.40e4	2.26e4	0.913	5.47	5.51	13.3	14.5	116.4	NO		
47	50 13C2-PFDoA	615.0 > 56...	2.29e4	2.37e4	0.974	5.75	5.80	12.1	12.5	99.6	NO		
48	51 d3-N-MeFOSA	515.2 > 16...	2.04e4	2.26e4	0.069	5.88	5.97	11.3	164	109.6	NO		
49	52 13C2-PFTeDA	714.8 > 66...	1.20e4	2.26e4	0.504	6.21	6.26	6.62	13.2	105.2	NO		
50	53 d5-N-ETFOSA	531.1 > 16...	2.71e4	2.26e4	0.089	6.25	6.34	15.0	169	112.6	NO		
51	54 13C2-PFHxDA	815 > 769.7	9.79e3	2.26e4	1.063	6.53	6.57	5.42	5.10	102.0	NO		
52	55 d7-N-MeFOSE	623.1 > 58.9	1.41e4	2.26e4	0.049	6.34	6.42	7.79	159	105.7	NO		
53	56 d9-N-EtFOSE	639.2 > 58.8	1.40e4	2.26e4	0.051	6.49	6.57	7.75	153	102.1	NO		
54	57 13C4-PFBA	217. > 171.8	1.14e4	1.14e4	1.000	1.47	1.49	12.5	12.5	100.0	NO		
55	58 13C5-PFHxA	318 > 272.9	1.78e4	1.78e4	1.000	3.20	3.23	12.5	12.5	100.0	NO		
56	59 13C3-PFHxS	401.9 > 79.9	3.57e3	3.57e3	1.000	3.98	4.01	12.5	12.5	100.0	NO		
57	60 13C8-PFOA	421.3 > 376	2.17e4	2.17e4	1.000	4.34	4.38	12.5	12.5	100.0	NO		
58	61 13C9-PFNA	472.2 > 42...	2.21e4	2.21e4	1.000	4.77	4.82	12.5	12.5	100.0	NO		
59	62 13C4-PFOS	503 > 79.9	3.88e3	3.88e3	1.000	4.86	4.90	12.5	12.5	100.0	NO		
60	63 13C6-PFDA	519.1 > 47...	2.37e4	2.37e4	1.000	5.15	5.19	12.5	12.5	100.0	NO		
61	64 13C7-PFUdA	570.1 > 52...	2.26e4	2.26e4	1.000	5.47	5.51	12.5	12.5	100.0	NO		

Dataset: Untitled

Last Altered: Tuesday, May 22, 2018 14:17:47 Pacific Daylight Time

Printed: Tuesday, May 22, 2018 14:22:34 Pacific Daylight Time

Method: F:\Projects\PFAS.PRO\MethDB\PFAS_FULL_80C_052118.mdb 21 May 2018 20:25:56

Calibration: F:\Projects\PFAS.PRO\CurveDB\IC18_VAL-PFAS_Q4_05-21-18.cdb 21 May 2018 20:24:03

Compound name: PFBA

#	Name	ID	Acq.Date	Acq.Time
1	1 180521M1_5	IPA	21-May-18	16:14:33
2	2 180521M1_6	ST180521M1-1 PFC CS-2 18E1402	21-May-18	16:26:03
3	3 180521M1_7	ST180521M1-2 PFC CS-1 18E1403	21-May-18	16:37:32
4	4 180521M1_8	ST180521M1-3 PFC CS0 18E2105	21-May-18	16:49:02
5	5 180521M1_9	ST180521M1-4 PFC CS1 18E1405	21-May-18	17:00:32
6	6 180521M1_10	ST180521M1-5 PFC CS2 18E1406	21-May-18	17:11:59
7	7 180521M1_11	ST180521M1-6 PFC CS3 18E2106	21-May-18	17:23:25
8	8 180521M1_12	ST180521M1-7 PFC CS4 18E1408	21-May-18	17:34:55
9	9 180521M1_13	ST180521M1-8 PFC CS5 18E2107	21-May-18	17:46:24
10	10 180521M1_14	ST180521M1-9 PFC CS6 18E1410	21-May-18	17:57:54
11	11 180521M1_15	ST180521M1-10 PFC CS7 18E1411	21-May-18	18:09:23
12	12 180521M1_16	IPA	21-May-18	18:23:01
13	13 180521M1_17	ICV180521M1-1 PFC 537 ICV 18E1401	21-May-18	18:34:26
14	14 180521M1_18	IPA	21-May-18	18:45:53
15	15 180521M1_19	B8E0158-BS1 OPR 0.125	21-May-18	18:57:22
16	16 180521M1_20	B8E0158-BLK1 Method Blank 0.125	21-May-18	19:08:46
17	17 180521M1_21	B8E0158-MS1 Matrix Spike 0.12122	21-May-18	19:20:13
18	18 180521M1_22	B8E0158-MSD1 Matrix Spike Dup 0.12...	21-May-18	19:31:40
19	19 180521M1_23	1800977-01 REEPAC017 0.1119	21-May-18	19:43:07
20	20 180521M1_24	1800977-02 REEPEF017 0.12089	21-May-18	19:56:54
21	21 180521M1_25	1800977-03 REEPAR017 0.12129	21-May-18	20:08:18
22	22 180521M1_26	1800977-04 REEPIN017 0.12034	21-May-18	20:19:45
23	23 180521M1_27	1800977-05 REEPEF018 0.12176	21-May-18	20:31:14
24	24 180521M1_28	1800977-06 REEPAR018 0.12009	21-May-18	20:42:43
25	25 180521M1_29	1800977-07 REEPAC018 0.12124	21-May-18	20:54:11
26	26 180521M1_30	1800977-08 REEPAC506 0.11977	21-May-18	21:05:41
27	27 180521M1_31	1800977-09 REEPIN018 0.12027	21-May-18	21:17:11
28	28 180521M1_32	1800977-10 REEPEF019 0.11978	21-May-18	21:28:38
29	29 180521M1_33	IPA	21-May-18	21:40:08
30	30 180521M1_34	ST180521M1-11 PFC CS3 18E1407	21-May-18	21:51:37
31	31 180521M1_35	IPA	21-May-18	22:03:05

Vista Analytical Laboratory

Dataset: Untitled

Last Altered: Tuesday, May 22, 2018 14:17:47 Pacific Daylight Time

Printed: Tuesday, May 22, 2018 14:22:34 Pacific Daylight Time

Compound name: PFBA

#	Name	ID	Acq.Date	Acq.Time
32	180521M1_36	1800977-11 REEPAR019 0.11959	21-May-18	22:14:35
33	180521M1_37	1800977-12 REEPAC019 0.12032	21-May-18	22:26:04
34	180521M1_38	1800977-13 REEPIN019 0.1211	21-May-18	22:37:33
35	180521M1_39	1800977-14 REEPEF020 0.11978	21-May-18	22:49:03
36	180521M1_40	1800977-15 REEPEF507 0.11871	21-May-18	23:00:29
37	180521M1_41	1800977-16 REEPAR020 0.12031	21-May-18	23:11:59
38	180521M1_42	1800977-17 REEPAC020 0.11969	21-May-18	23:23:29
39	180521M1_43	1800977-18 REEPIN020 0.11994	21-May-18	23:34:56
40	180521M1_44	B8D0175-BS1 OPR 1	21-May-18	23:46:23
41	180521M1_45	B8D0175-MS1 Matrix Spike 1.2	21-May-18	23:57:50
42	180521M1_46	B8D0175-MSD1 Matrix Spike Dup 1.16	22-May-18	00:09:17
43	180521M1_47	B8D0175-BLK1 Method Blank 1	22-May-18	00:20:44
44	180521M1_48	1800694-01 PFC-32 (1.5) 1.01	22-May-18	00:32:11
45	180521M1_49	1800694-02 PFC-32 (4-5) 1.1	22-May-18	00:43:40
46	180521M1_50	IPA	22-May-18	00:55:10
47	180521M1_51	ST180521M1-12 PFC CS3 18E1407	22-May-18	01:06:40
48	180521M1_52	IPA	22-May-18	01:18:09
49	180521M1_53	1800694-03 PFC-32 (8) 1.06	22-May-18	01:29:36
50	180521M1_54	1800694-04 PFC-33 (1.5) 1	22-May-18	01:41:03
51	180521M1_55	1800694-05 PFC-33 (4-5) 1.12	22-May-18	01:52:30
52	180521M1_56	1800694-06 PFC-33 (8) 1.02	22-May-18	02:03:56
53	180521M1_57	1800694-07 PFC-34 (1.5) 1.14	22-May-18	02:15:26
54	180521M1_58	1800694-08 PFC-34 (4-5) 1.01	22-May-18	02:26:55
55	180521M1_59	1800694-09 PFC-35 (1.5) 1.15	22-May-18	02:38:25
56	180521M1_60	1800694-10 PFC-35 (4-5) 1.18	22-May-18	02:49:55
57	180521M1_61	1800694-11 PFC-35 (8) 1.2	22-May-18	03:01:24
58	180521M1_62	1800694-12 PFC-36 (1.5) 1.21	22-May-18	03:12:54
59	180521M1_63	IPA	22-May-18	03:24:23
60	180521M1_64	ST180521M1-13 PFC CS3 18E1407	22-May-18	03:35:53
61	180521M1_65	ST180521M1-14 PFC CS0 18E1404	22-May-18	03:47:23
62	180521M1_66	IPA	22-May-18	03:58:51
63	180521M1_67	1800694-13 PFC-36 (4-5) 1	22-May-18	04:10:22
64	180521M1_68	1800694-14 PFC-36 (8) 1.15	22-May-18	04:21:51
65	180521M1_69	1800694-15 PFC-37 (1.5) 1.21	22-May-18	04:33:18

Vista Analytical Laboratory

Dataset: Untitled

Last Altered: Tuesday, May 22, 2018 14:17:47 Pacific Daylight Time

Printed: Tuesday, May 22, 2018 14:22:34 Pacific Daylight Time

Compound name: PFBA

#	Name	ID	Acq.Date	Acq.Time
66	66 180521M1_70	1800694-16 PFC-37 (4-5) 1.14	22-May-18	04:44:48
67	67 180521M1_71	1800694-17 PFC-37 (8) 1.04	22-May-18	04:56:17
68	68 180521M1_72	1800694-18 BD-3 1.08	22-May-18	05:07:47
69	69 180521M1_73	B8E0069-BS1 OPR 0.125	22-May-18	05:19:16
70	70 180521M1_74	B8E0069-BSD1 LCSD 0.125	22-May-18	05:30:46
71	71 180521M1_75	B8E0069-BLK1 Method Blank 0.125	22-May-18	05:42:15
72	72 180521M1_76	1800795-01 REEPDW377FRB 0.10851	22-May-18	05:53:42
73	73 180521M1_77	1800795-02 REEPDW378FRB 0.10726	22-May-18	06:05:12
74	74 180521M1_78	1800795-03 REEPDW379FRB 0.11089	22-May-18	06:16:41
75	75 180521M1_79	1800795-04 REEPDW387FRB 0.11453	22-May-18	06:28:07
76	76 180521M1_80	1800795-05 REEPDW388FRB 0.1127	22-May-18	06:39:36
77	77 180521M1_81	1800795-06 REEPDW391FRB 0.1132	22-May-18	06:51:06
78	78 180521M1_82	1800795-07 REEPDW380FRB 0.12033	22-May-18	07:02:35
79	79 180521M1_83	1800795-08 REEPDW381FRB 0.11042	22-May-18	07:14:01
80	80 180521M1_84	1800795-09 REEPDW382FRB 0.11847	22-May-18	07:25:32
81	81 180521M1_85	1800795-10 REEPDW383FRB 0.12021	22-May-18	07:36:59
82	82 180521M1_86	1800795-11 REEPDW384FRB 0.11983	22-May-18	07:48:25
83	83 180521M1_87	1800795-12 REEPDW385FRB 0.12155	22-May-18	07:59:55
84	84 180521M1_88	1800795-13 REEPDW386FRB 0.11708	22-May-18	08:11:23
85	85 180521M1_89	B8D0179-BS1 OPR 0.125	22-May-18	08:22:53
86	86 180521M1_90	B8D0179-BSD1 LCSD 0.125	22-May-18	08:34:22
87	87 180521M1_91	B8D0179-BLK1 Method Blank 0.125	22-May-18	08:45:52
88	88 180521M1_92	1800705-01 REEPDW357FRB 0.12063	22-May-18	08:57:21
89	89 180521M1_93	1800705-02 REEPDW355FRB 0.11916	22-May-18	09:08:51
90	90 180521M1_94	1800705-03 REEPDW356FRB 0.12341	22-May-18	09:20:20
91	91 180521M1_95	1800705-04 REEPDW358FRB 0.11368	22-May-18	09:31:49
92	92 180521M1_96	1800705-05 REEPDW359FRB 0.11308	22-May-18	09:43:18
93	93 180521M1_97	1800705-06 REEPDW360FRB 0.11232	22-May-18	09:54:47
94	94 180521M1_98	1800705-07 REEPDW350FRB 0.11577	22-May-18	10:06:17
95	95 180521M1_99	1800705-08 REEPDW340FRB 0.11606	22-May-18	10:17:45
96	96 180521M1_100	1800705-09 REEPDW349FRB 0.12302	22-May-18	10:29:15
97	97 180521M1_101	1800705-10 REEPDW351FRB 0.12118	22-May-18	10:40:42
98	98 180521M1_102	1800705-11 REEPDW352FRB 0.1187	22-May-18	10:52:08
99	99 180521M1_103	1800705-12 REEPDW353FRB 0.12425	22-May-18	11:03:38

Dataset: Untitled

Last Altered: Tuesday, May 22, 2018 14:17:47 Pacific Daylight Time

Printed: Tuesday, May 22, 2018 14:22:34 Pacific Daylight Time

Compound name: PFBA

#	Name	ID	Acq.Date	Acq.Time
100	1... 180521M1_104	B8E0155-BS1 OPR 1	22-May-18	11:15:05
101	1... 180521M1_105	B8E0155-MS1 Matrix Spike 1.06	22-May-18	11:26:32
102	1... 180521M1_106	B8E0155-MSD1 Matrix Spike Dup 1.04	22-May-18	11:37:59
103	1... 180521M1_107	B8E0155-BLK1 Method Blank 1	22-May-18	11:49:26
104	1... 180521M1_108	1800900-01RE1 SB-1-1 1.06	22-May-18	12:00:56
105	1... 180521M1_109	1800900-03RE1 SB-2-1 1.14	22-May-18	12:12:25
106	1... 180521M1_110	1800900-05RE1 SB-3-1 1.16	22-May-18	12:23:54
107	1... 180521M1_111	1800900-07RE1 SB-4-1 1.07	22-May-18	12:35:21
108	1... 180521M1_112	IPA	22-May-18	12:46:48
109	1... 180521M1_113	ST180521M1-15 PFC CS3 18E1407	22-May-18	12:58:15
110	1... 180521M1_114	IPA	22-May-18	13:09:45

Dataset: F:\Projects\PFAS.PRO\Results\180521M1\180521M1-113.qld

Last Altered: Tuesday, May 22, 2018 14:16:27 Pacific Daylight Time

Printed: Tuesday, May 22, 2018 14:17:21 Pacific Daylight Time

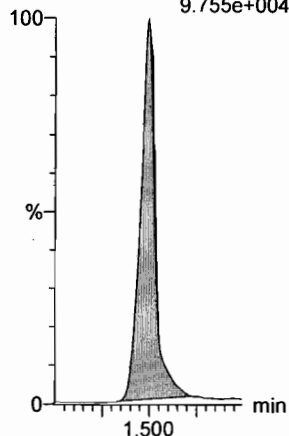
Method: F:\Projects\PFAS.PRO\MethDB\PFAS_FULL_80C_052118.mdb 21 May 2018 20:25:56

Calibration: F:\Projects\PFAS.PRO\CurveDB\C18_VAL-PFAS_Q4_05-21-18.cdb 21 May 2018 20:24:03

Name: 180521M1_113, Date: 22-May-2018, Time: 12:58:15, ID: ST180521M1-15 PFC CS3 18E1407, Description: PFC CS3 18E1407

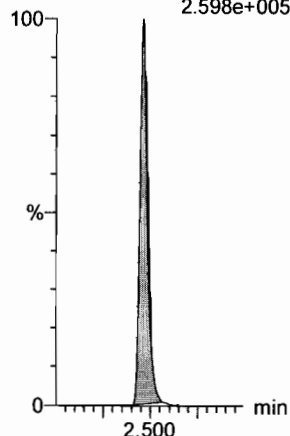
PFBA

F2:MRM of 1 channel,ES-
213.0 > 168.8
9.755e+004




PFPeA

F5:MRM of 1 channel,ES-
263.1 > 218.9
2.598e+005

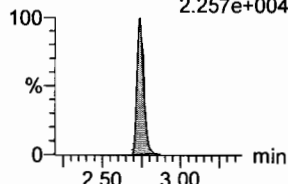


PFBS

F7:MRM of 2 channels,ES-
299.0 > 79.7
6.399e+004




F7:MRM of 2 channels,ES-
299.0 > 99.0
2.257e+004

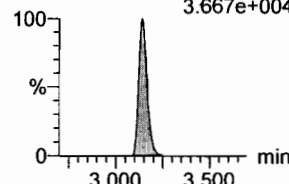


4:2 FTS

F12:MRM of 2 channels,ES-
327.2 > 307.2
6.249e+004

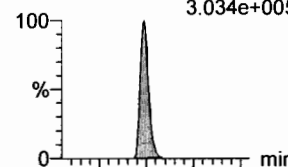


F12:MRM of 2 channels,ES-
327.2 > 81.1
3.667e+004

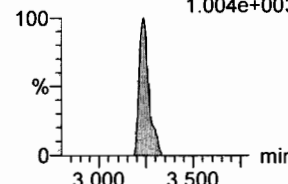


PFHxA

F9:MRM of 2 channels,ES-
313.2 > 268.9
3.034e+005

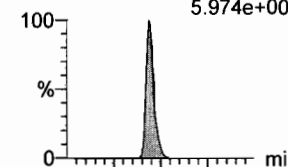


F9:MRM of 2 channels,ES-
313.2 > 119
1.004e+003

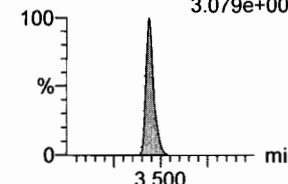


PFPeS

F15:MRM of 2 channels,ES-
349.1 > 80.1
5.974e+004

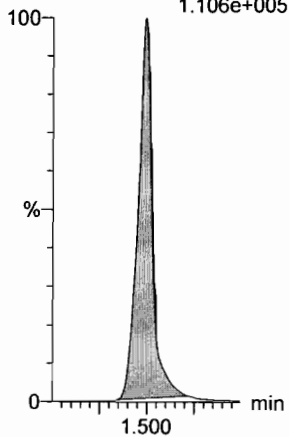


F15:MRM of 2 channels,ES-
349.1 > 99
3.079e+004



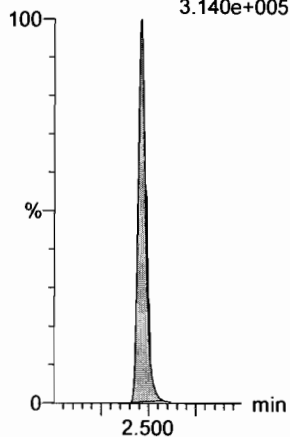
13C3-PFBA

F3:MRM of 1 channel,ES-
216.1 > 171.8
1.106e+005



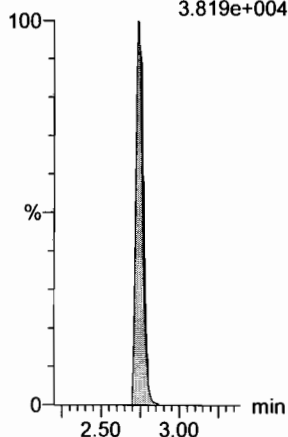
13C3-PFPeA

F6:MRM of 1 channel,ES-
266. > 221.8
3.140e+005



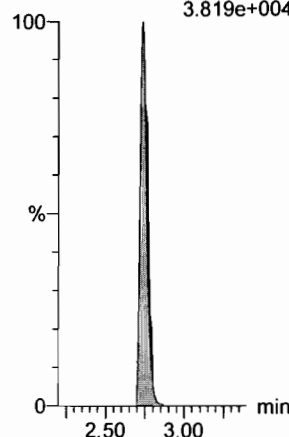
13C3-PFBS

F8:MRM of 1 channel,ES-
302. > 98.8
3.819e+004



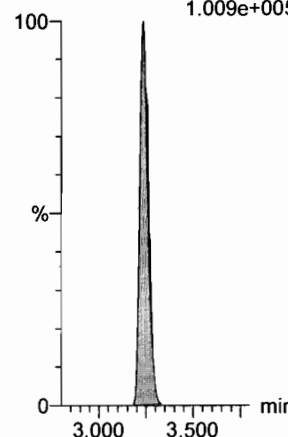
13C3-PFBS

F8:MRM of 1 channel,ES-
302. > 98.8
3.819e+004



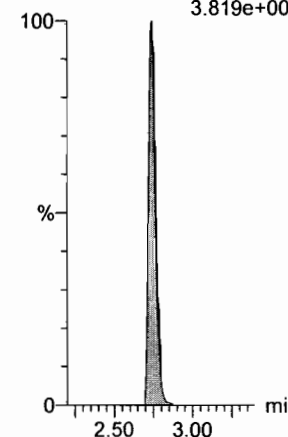
13C2-PFHxA

F10:MRM of 1 channel,ES-
315 > 269.8
1.009e+005



13C3-PFBS

F8:MRM of 1 channel,ES-
302. > 98.8
3.819e+004



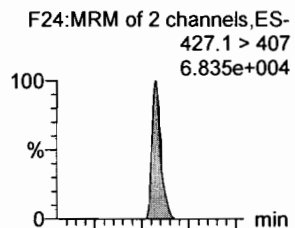
Dataset: F:\Projects\PFAS.PRO\Results\180521M1\180521M1-113.qld

Last Altered: Tuesday, May 22, 2018 14:16:27 Pacific Daylight Time

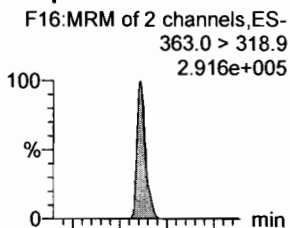
Printed: Tuesday, May 22, 2018 14:17:21 Pacific Daylight Time

Name: 180521M1_113, Date: 22-May-2018, Time: 12:58:15, ID: ST180521M1-15 PFC CS3 18E1407, Description: PFC CS3 18E1407

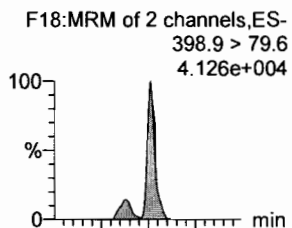
6:2 FTS



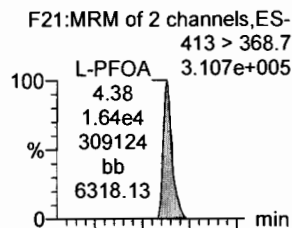
PFHpA



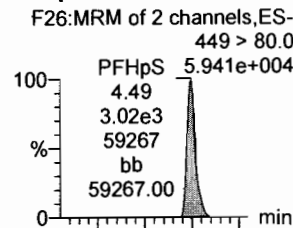
L-PFHxS



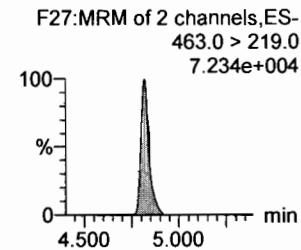
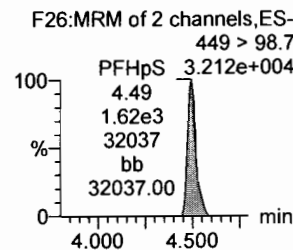
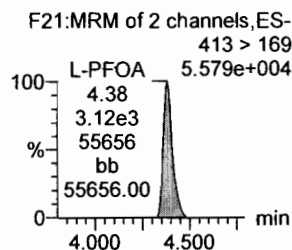
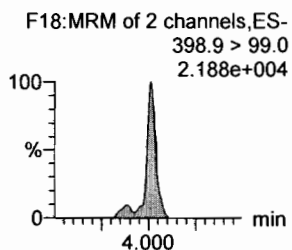
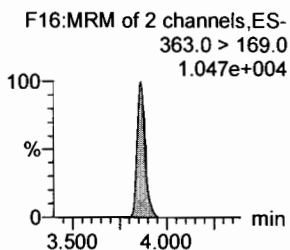
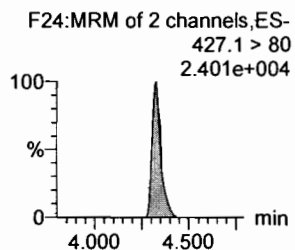
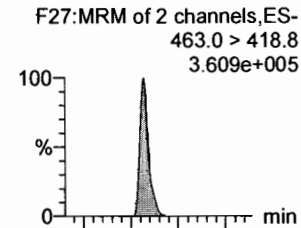
L-PFOA



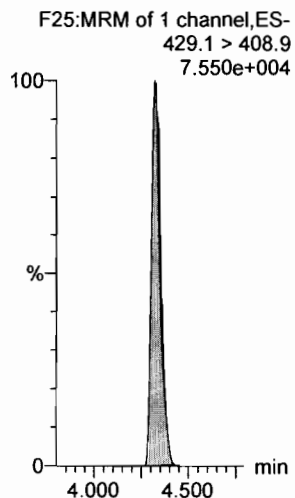
PFHpS



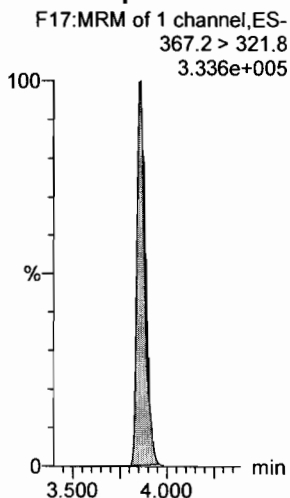
PFNA



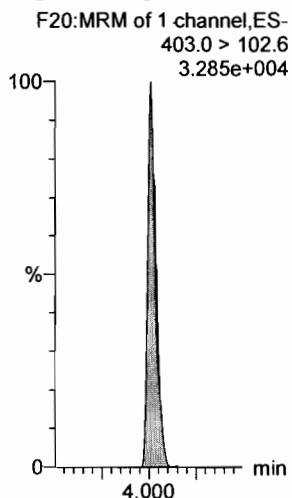
13C2-6:2 FTS



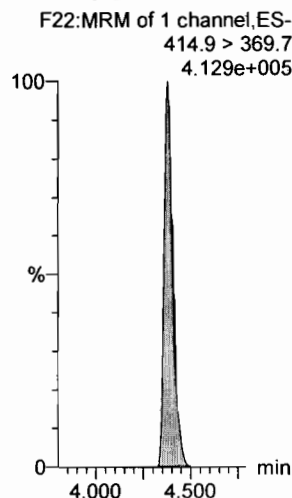
13C4-PFHpA



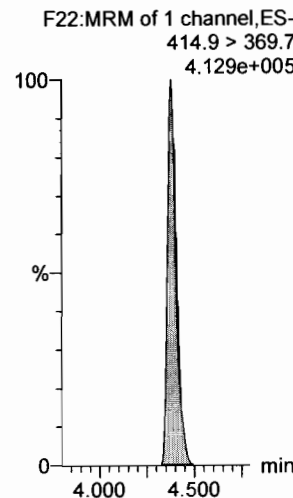
18O2-PFHxS



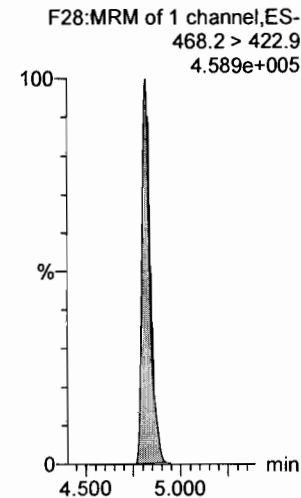
13C2-PFOA



13C2-PFOA



13C5-PFNA



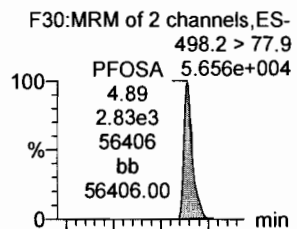
Dataset: F:\Projects\PFAS.PRO\Results\180521M1\180521M1-113.qld

Last Altered: Tuesday, May 22, 2018 14:16:27 Pacific Daylight Time

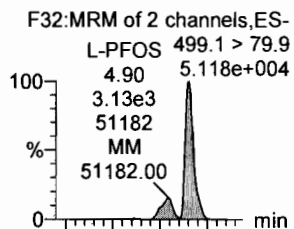
Printed: Tuesday, May 22, 2018 14:17:21 Pacific Daylight Time

Name: 180521M1_113, Date: 22-May-2018, Time: 12:58:15, ID: ST180521M1-15 PFC CS3 18E1407, Description: PFC CS3 18E1407

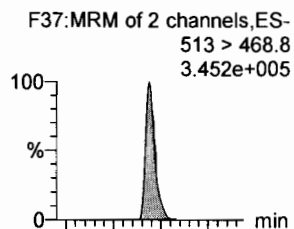
PFOSA



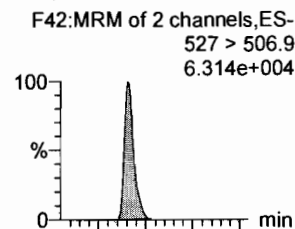
L-PFOS



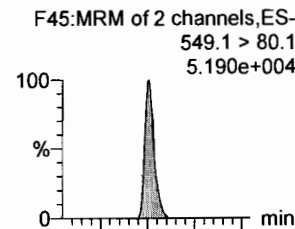
PFDA



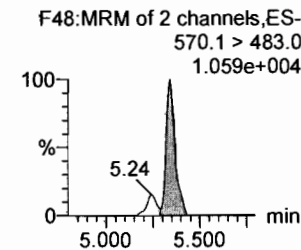
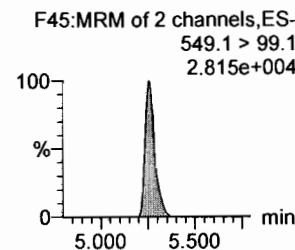
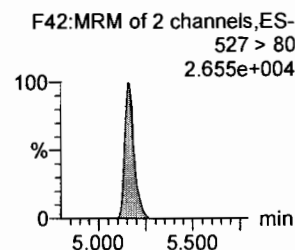
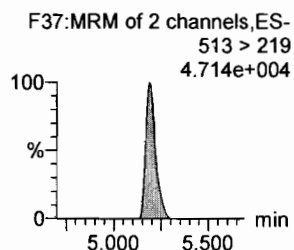
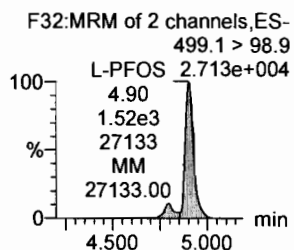
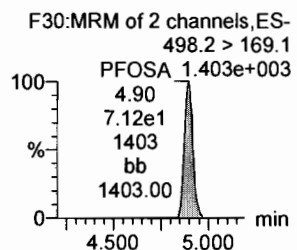
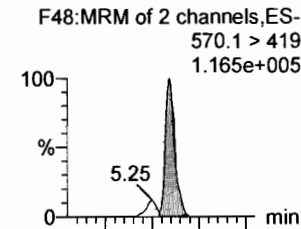
8:2 FTS



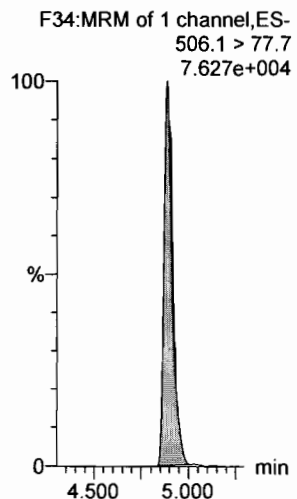
PFNS



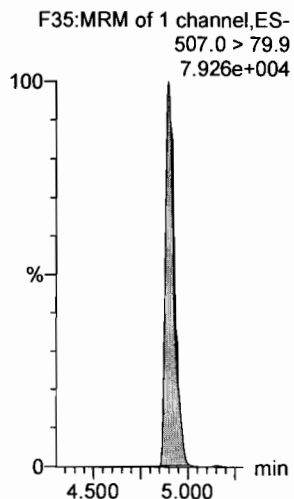
N-MeFOSAA



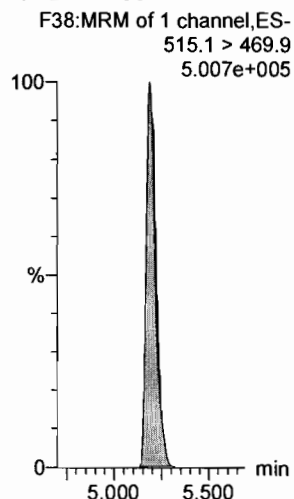
13C8-PFOSA



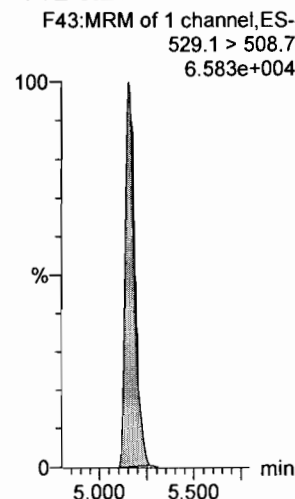
13C8-PFOS



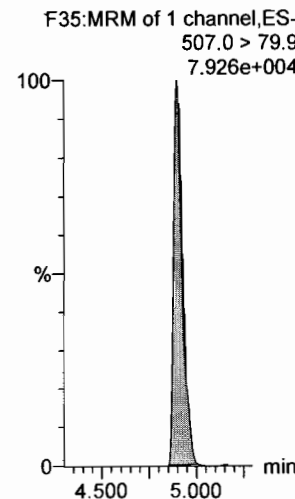
13C2-PFDA



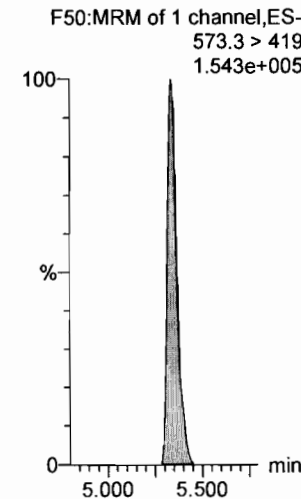
13C2-8:2 FTS



13C8-PFNS



d3-N-MeFOSAA



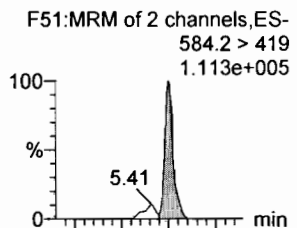
Dataset: F:\Projects\PFAS.PRO\Results\180521M1\180521M1-113.qld

Last Altered: Tuesday, May 22, 2018 14:16:27 Pacific Daylight Time

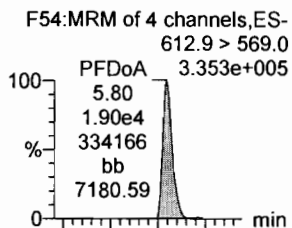
Printed: Tuesday, May 22, 2018 14:17:21 Pacific Daylight Time

Name: 180521M1_113, Date: 22-May-2018, Time: 12:58:15, ID: ST180521M1-15 PFC CS3 18E1407, Description: PFC CS3 18E1407

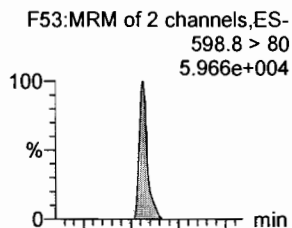
N-EtFOSAA



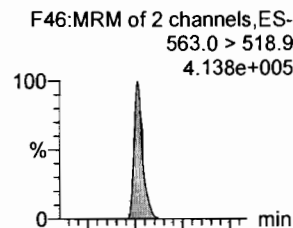
PFDoA



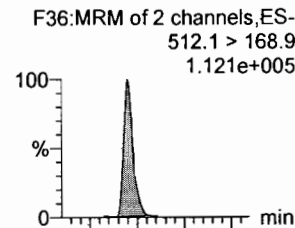
PFDS



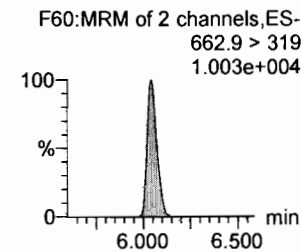
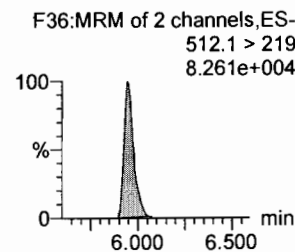
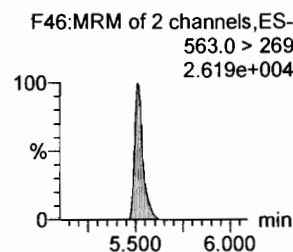
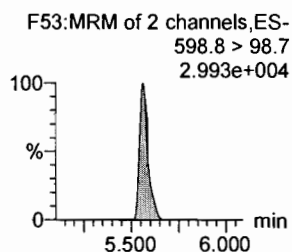
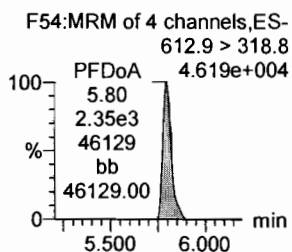
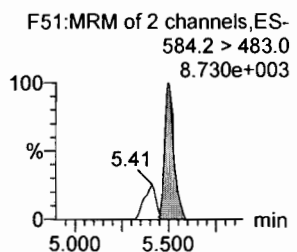
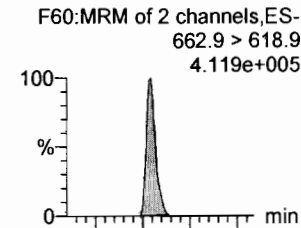
PFUdA



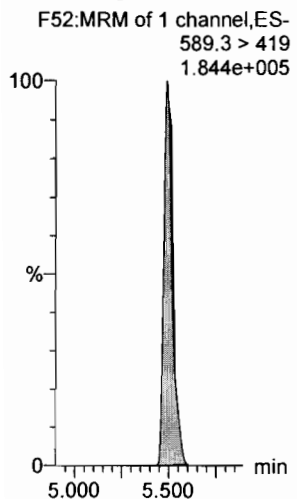
N-MeFOSA



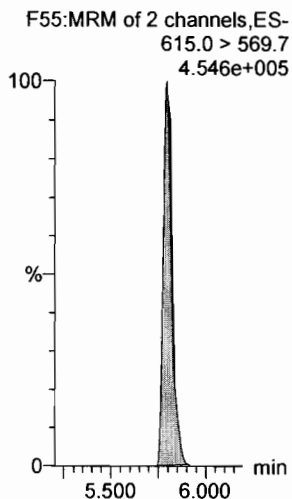
PFTrDA



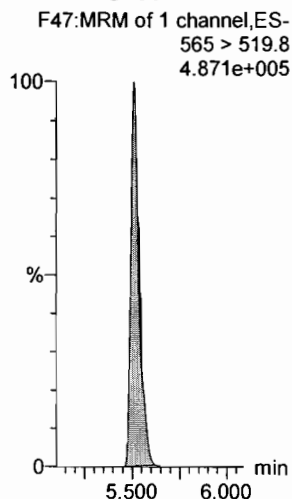
d5-N-EtFOSAA



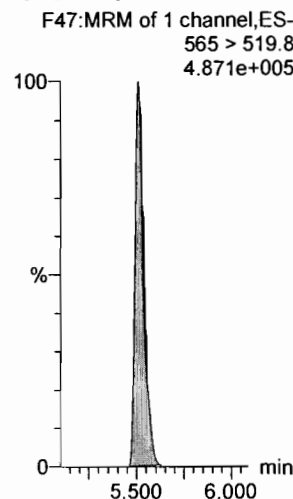
13C2-PFDoA



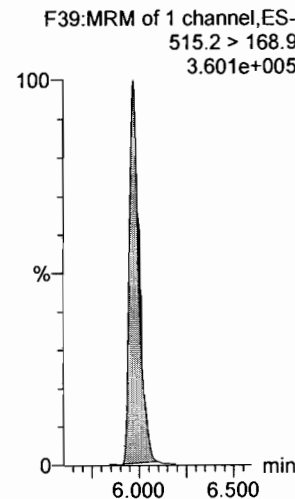
13C2-PFUdA



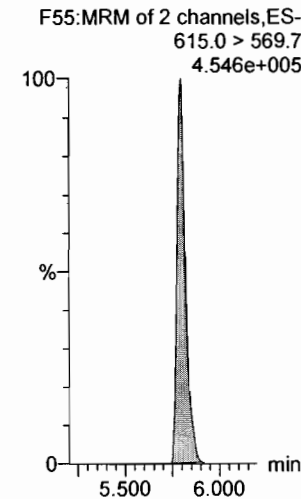
13C2-PFUdA



d3-N-MeFOSA



13C2-PFDoA

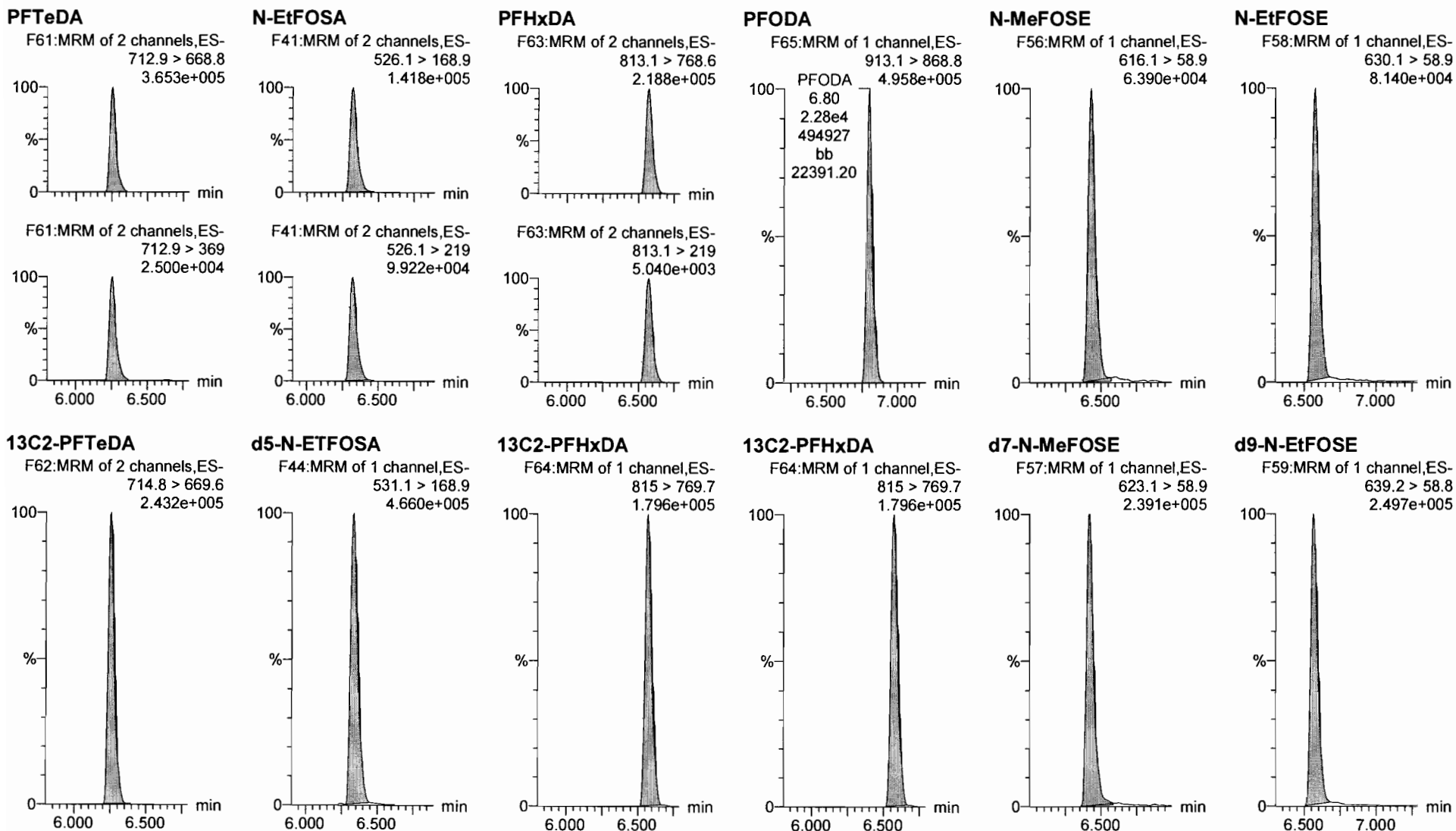


Dataset: F:\Projects\PFAS.PRO\Results\180521M1\180521M1-113.qld

Last Altered: Tuesday, May 22, 2018 14:16:27 Pacific Daylight Time

Printed: Tuesday, May 22, 2018 14:17:21 Pacific Daylight Time

Name: 180521M1_113, Date: 22-May-2018, Time: 12:58:15, ID: ST180521M1-15 PFC CS3 18E1407, Description: PFC CS3 18E1407



Dataset: F:\Projects\PFAS.PRO\Results\180521M1\180521M1-113.qld

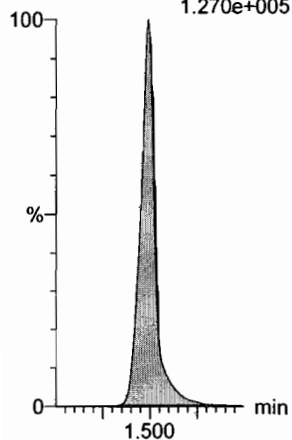
Last Altered: Tuesday, May 22, 2018 14:16:27 Pacific Daylight Time

Printed: Tuesday, May 22, 2018 14:17:21 Pacific Daylight Time

Name: 180521M1_113, Date: 22-May-2018, Time: 12:58:15, ID: ST180521M1-15 PFC CS3 18E1407, Description: PFC CS3 18E1407

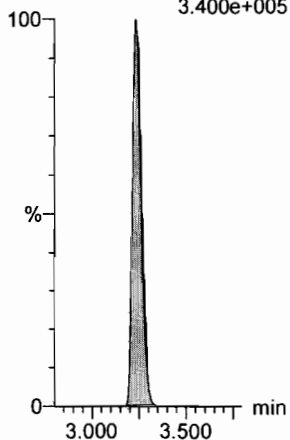
13C4-PFBA

F4:MRM of 1 channel,ES-
217. > 171.8
1.270e+005



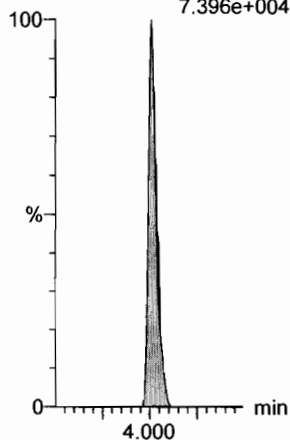
13C5-PFHxA

F11:MRM of 1 channel,ES-
318 > 272.9
3.400e+005



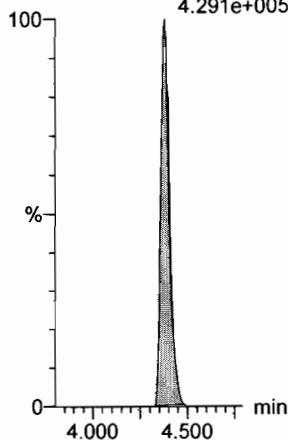
13C3-PFHxS

F19:MRM of 1 channel,ES-
401.9 > 79.9
7.396e+004



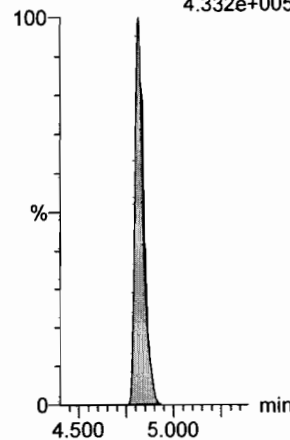
13C8-PFOA

F23:MRM of 1 channel,ES-
421.3 > 376
4.291e+005



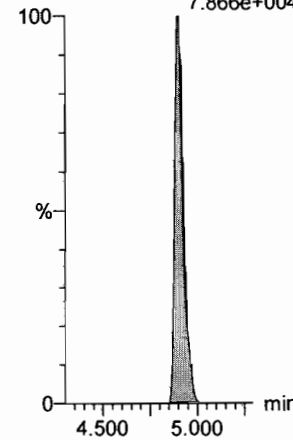
13C9-PFNA

F29:MRM of 1 channel,ES-
472.2 > 426.9
4.332e+005



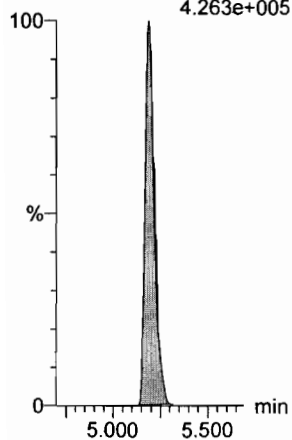
13C4-PFOS

F33:MRM of 1 channel,ES-
503 > 79.9
7.866e+004



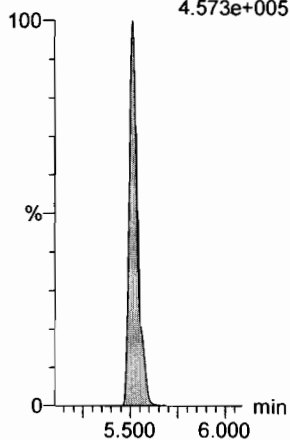
13C6-PFDA

F40:MRM of 1 channel,ES-
519.1 > 473.7
4.263e+005



13C7-PFUDa

F49:MRM of 1 channel,ES-
570.1 > 524.8
4.573e+005



LC Calibration Standards Review Checklist

Q4

Calibration ID:		ION Ratio	Concentration	C-Cals Name	Sign Date	Correct I-Cal	Manual Integrations	
<u>51190521M1-16</u>	<u>LMH</u>	<input checked="" type="checkbox"/>	<input checked="" type="checkbox"/>	<input checked="" type="checkbox"/>	<input checked="" type="checkbox"/>	<input checked="" type="checkbox"/>	<input checked="" type="checkbox"/>	<input checked="" type="checkbox"/>
_____	LMH	<input type="checkbox"/>	<input type="checkbox"/>	<input type="checkbox"/>	<input type="checkbox"/>	<input type="checkbox"/>	<input type="checkbox"/>	<input type="checkbox"/>
_____	LMH	<input type="checkbox"/>	<input type="checkbox"/>	<input type="checkbox"/>	<input type="checkbox"/>	<input type="checkbox"/>	<input type="checkbox"/>	<input type="checkbox"/>
_____	LMH	<input type="checkbox"/>	<input type="checkbox"/>	<input type="checkbox"/>	<input type="checkbox"/>	<input type="checkbox"/>	<input type="checkbox"/>	<input type="checkbox"/>
_____	LMH	<input type="checkbox"/>	<input type="checkbox"/>	<input type="checkbox"/>	<input type="checkbox"/>	<input type="checkbox"/>	<input type="checkbox"/>	<input type="checkbox"/>
_____	LMH	<input type="checkbox"/>	<input type="checkbox"/>	<input type="checkbox"/>	<input type="checkbox"/>	<input type="checkbox"/>	<input type="checkbox"/>	<input type="checkbox"/>
_____	LMH	<input type="checkbox"/>	<input type="checkbox"/>	<input type="checkbox"/>	<input type="checkbox"/>	<input type="checkbox"/>	<input type="checkbox"/>	<input type="checkbox"/>
_____	LMH	<input type="checkbox"/>	<input type="checkbox"/>	<input type="checkbox"/>	<input type="checkbox"/>	<input type="checkbox"/>	<input type="checkbox"/>	<input type="checkbox"/>
_____	LMH	<input type="checkbox"/>	<input type="checkbox"/>	<input type="checkbox"/>	<input type="checkbox"/>	<input type="checkbox"/>	<input type="checkbox"/>	<input type="checkbox"/>
_____	LMH	<input type="checkbox"/>	<input type="checkbox"/>	<input type="checkbox"/>	<input type="checkbox"/>	<input type="checkbox"/>	<input type="checkbox"/>	<input type="checkbox"/>

~~NA~~

Full Mass Cal. Date: 5/14/16

Run Log Present:

of Samples per Sequence Checked:

Instrument Blank Saved

IIS Area Saved

Reviewed By: AD 5/23/18
Initials/Date

Comments:

Dataset: F:\Projects\PFAS.PRO\Results\180521M1\180521M1-131.qld

Last Altered: Tuesday, May 22, 2018 18:00:15 Pacific Daylight Time

Printed: Tuesday, May 22, 2018 18:00:21 Pacific Daylight Time

✓ AD 5/23/18

Method: F:\Projects\PFAS.PRO\MethDB\PFAS_FULL_80C_052118.mdb 21 May 2018 20:25:56

Calibration: F:\Projects\PFAS.PRO\CurveDB\C18_VAL-PFAS_Q4_05-21-18.cdb 21 May 2018 20:24:03

Name: 180521M1_131, Date: 22-May-2018, Time: 16:24:58, ID: ST180521M1-16 PFC CS3 18E1407, Description: PFC CS3 18E1407

#	Name	Trace	Area	IS Area	RRF	Pred.RT	RT	y Axis Resp.	Conc.	%Rec	Recovery Out	Ion Ratio	Ratio out?
1	1 PFBA	213.0 > 16...	8.77e3	9.93e3		1.51	1.50	11.0	9.83	98.3	NO		
2	2 PFPeA	263.1 > 21...	1.15e4	1.47e4		2.47	2.47	9.79	9.71	97.1	NO		
3	3 PFBS	299.0 > 79.7	2.96e3	1.99e3		2.75	2.74	18.6	8.94	89.4	NO	2.557	NO
4	4 4:2 FTS	327.2>307.2	3.41e3	1.99e3		3.15	3.15	21.4	9.24	92.4	NO	1.756	NO
5	5 PFHxA	313.2 > 26...	1.54e4	5.07e3		3.24	3.24	15.2	9.51	95.1	NO	432.442	YES
6	6 PFPeS	349.1>80.1	2.69e3	1.99e3		3.45	3.45	16.9	9.17	91.7	NO	1.772	NO
7	7 PFHpA	363.0 > 31...	1.38e4	1.63e4		3.87	3.87	10.6	9.00	90.0	NO	28.452	NO
8	8 L-PFHxS	398.9 > 79.6	2.35e3	1.64e3		3.89	4.02	18.0	9.71	97.1	NO	1.768	NO
9	10 6:2 FTS	427.1 > 407	3.16e3	4.35e3		4.29	4.33	9.08	7.50	75.0	NO	3.007	NO
10	11 L-PFOA	413 > 368.7	1.77e4	2.12e4		4.40	4.39	10.4	9.39	93.9	NO	5.761	NO
11	13 PFHpS	449 > 80.0	3.26e3	2.12e4		4.45	4.49	1.92	10.7	106.8	NO	1.935	NO
12	14 PFNA	463.0 > 41...	1.84e4	2.18e4		4.77	4.82	10.5	9.19	91.9	NO	5.387	NO
13	15 PFOSA	498.2 > 77.9	2.86e3	3.66e3		4.85	4.89	9.76	10.1	101.4	NO	32.036	NO
14	16 L-PFOS	499.1 > 79.9	3.30e3	4.26e3		4.92	4.90	9.67	9.33	93.3	NO	1.957	NO
15	18 PFDA	513 > 468.8	1.95e4	2.83e4		5.15	5.20	8.62	9.64	96.4	NO	6.806	NO
16	19 8:2 FTS	527 > 506.9	3.69e3	4.04e3		5.12	5.16	11.4	8.58	85.8	NO	2.295	NO
17	20 PFNS	549.1>80.1	2.95e3	4.26e3		5.21	5.26	8.67	9.49	94.9	NO	1.629	NO
18	21 N-MeFOSAA	570.1 > 419	7.40e3	9.94e3		5.30	5.34	9.31	8.45	84.5	NO	11.271	NO
19	22 N-EtFOSAA	584.2 > 419	6.09e3	9.66e3		5.45	5.50	7.89	8.79	87.9	NO	13.109	NO
20	23 PFUdA	563.0 > 51...	2.06e4	2.69e4		5.47	5.52	9.59	9.08	90.8	NO	15.028	NO
21	24 PFDS	598.8 > 80	2.90e3	2.69e4		5.52	5.56	1.35	9.41	94.1	NO	1.765	NO
22	25 PFDoA	612.9 > 56...	2.15e4	1.80e4		5.75	5.80	14.9	12.2	122.0	NO	10.077	YES
23	26 N-MeFOSA	512.1 > 16...	6.47e3	2.08e4		5.86	5.95	46.5	53.7	107.3	NO	1.365	NO
24	27 PFTrDA	662.9 > 61...	2.25e4	1.80e4		5.99	6.04	15.6	12.2	122.1	NO	32.332	NO
25	28 PFTeDA	712.9 > 66...	1.89e4	1.23e4		6.21	6.26	19.2	10.1	101.4	NO	12.169	NO
26	29 N-EtFOSA	526.1 > 16...	8.25e3	2.84e4		6.24	6.32	43.6	48.5	97.0	NO	1.419	NO
27	30 PFHxDA	813.1 > 76...	1.41e4	1.09e4		6.53	6.57	6.46	9.52	95.2	NO	45.135	NO
28	31 PFODA	913.1 > 86...	2.41e4	1.09e4		6.75	6.80	11.0	9.89	98.9	NO		
29	32 N-MeFOSE	616.1 > 58.9	3.83e3	1.34e4		6.34	6.43	42.9	48.1	96.3	NO		
30	33 N-EtFOSE	630.1 > 58.9	4.60e3	1.52e4		6.49	6.58	45.4	46.6	93.1	NO		
31	34 13C3-PFBA	216.1 > 17...	9.93e3	1.14e4	0.874	1.47	1.51	10.9	12.5	99.7	NO		

AD 5/23/18

Dataset: F:\Projects\PFAS.PRO\Results\180521M1\180521M1-131.qld

Last Altered: Tuesday, May 22, 2018 18:00:15 Pacific Daylight Time

Printed: Tuesday, May 22, 2018 18:00:21 Pacific Daylight Time

Name: 180521M1_131, Date: 22-May-2018, Time: 16:24:58, ID: ST180521M1-16 PFC CS3 18E1407, Description: PFC CS3 18E1407

	# Name	Trace	Area	IS Area	RRF	Pred.RT	RT	y Axis Resp.	Conc.	%Rec	Recovery Out	Ion Ratio	Ratio out?
32	35 13C3-PFPeA	266. > 221.8	1.47e4	1.82e4	0.838	2.43	2.47	10.1	12.1	96.7	NO		
33	36 13C3-PFBS	302. > 98.8	1.99e3	1.82e4	0.107	2.70	2.75	1.37	12.8	102.3	NO		
34	37 13C2-PFHxA	315 > 269.8	5.07e3	1.82e4	0.740	3.20	3.24	3.49	4.71	94.2	NO		
35	38 13C4-PFHpA	367.2 > 32...	1.63e4	1.82e4	0.849	3.83	3.87	11.2	13.2	105.2	NO		
36	39 18O2-PFHxS	403.0 > 10...	1.64e3	3.73e3	0.433	3.98	4.02	5.49	12.7	101.4	NO		
37	40 13C2-6:2 FTS	429.1 > 40...	4.35e3	1.93e4	0.234	4.29	4.33	2.82	12.1	96.4	NO		
38	41 13C2-PFOA	414.9 > 36...	2.12e4	1.93e4	1.075	4.34	4.39	13.7	12.8	102.2	NO		
39	42 13C5-PFNA	468.2 > 42...	2.18e4	2.34e4	0.970	4.77	4.82	11.6	12.0	96.0	NO		
40	43 13C8-PFOA	506.1 > 77.7	3.66e3	2.75e4	0.151	4.84	4.89	1.66	11.0	87.9	NO		
41	44 13C8-PFOS	507.0 > 79.9	4.26e3	4.13e3	0.998	4.86	4.90	12.9	12.9	103.5	NO		
42	45 13C2-PFDA	515.1 > 46...	2.83e4	2.53e4	1.299	5.15	5.20	14.0	10.8	86.0	NO		
43	46 13C2-8:2 FTS	529.1 > 50...	4.04e3	1.82e4	0.232	5.12	5.16	2.77	12.0	95.7	NO		
44	47 d3-N-MeFOSAA	573.3 > 419	9.94e3	2.75e4	0.350	5.30	5.34	4.51	12.9	103.3	NO		
45	48 d5-N-EtFOSAA	589.3 > 419	9.66e3	2.75e4	0.350	5.45	5.50	4.39	12.5	100.3	NO		
46	49 13C2-PFUdA	565 > 519.8	2.69e4	2.75e4	0.913	5.47	5.52	12.2	13.4	107.1	NO		
47	50 13C2-PFDoA	615.0 > 56...	1.80e4	2.53e4	0.974	5.75	5.80	8.91	9.15	73.2	NO		
48	51 d3-N-MeFOSA	515.2 > 16...	2.08e4	2.75e4	0.069	5.88	5.98	9.47	138	91.7	NO		
49	52 13C2-PFTeDA	714.8 > 66...	1.23e4	2.75e4	0.504	6.21	6.26	5.59	11.1	88.8	NO		
50	53 d5-N-ETFOSA	531.1 > 16...	2.84e4	2.75e4	0.089	6.25	6.34	12.9	145	96.6	NO		
51	54 13C2-PFHxDA	815 > 769.7	1.09e4	2.75e4	1.063	6.53	6.57	4.96	4.67	93.3	NO		
52	55 d7-N-MeFOSE	623.1 > 58.9	1.34e4	2.75e4	0.049	6.34	6.42	6.08	124	82.4	NO		
53	56 d9-N-EtFOSE	639.2 > 58.8	1.52e4	2.75e4	0.051	6.49	6.57	6.90	136	90.8	NO		
54	57 13C4-PFBA	217. > 171.8	1.14e4	1.14e4	1.000	1.47	1.50	12.5	12.5	100.0	NO		
55	58 13C5-PFHxA	318 > 272.9	1.82e4	1.82e4	1.000	3.20	3.24	12.5	12.5	100.0	NO		
56	59 13C3-PFHxS	401.9 > 79.9	3.73e3	3.73e3	1.000	3.98	4.02	12.5	12.5	100.0	NO		
57	60 13C8-PFOA	421.3 > 376	1.93e4	1.93e4	1.000	4.34	4.39	12.5	12.5	100.0	NO		
58	61 13C9-PFNA	472.2 > 42...	2.34e4	2.34e4	1.000	4.77	4.82	12.5	12.5	100.0	NO		
59	62 13C4-PFOS	503 > 79.9	4.13e3	4.13e3	1.000	4.86	4.90	12.5	12.5	100.0	NO		
60	63 13C6-PFDA	519.1 > 47...	2.53e4	2.53e4	1.000	5.15	5.20	12.5	12.5	100.0	NO		
61	64 13C7-PFUdA	570.1 > 52...	2.75e4	2.75e4	1.000	5.47	5.52	12.5	12.5	100.0	NO		

Vista Analytical Laboratory

Dataset: Untitled

Last Altered: Wednesday, May 23, 2018 10:04:06 Pacific Daylight Time

Printed: Wednesday, May 23, 2018 10:04:25 Pacific Daylight Time

Method: F:\Projects\PFAS.PRO\MethDB\PFAS_FULL_80C_052118.mdb 21 May 2018 20:25:56

Calibration: F:\Projects\PFAS.PRO\CurveDB\IC18_VAL-PFAS_Q4_05-21-18.cdb 21 May 2018 20:24:03

Compound name: PFBA

#	Name	ID	Acq.Date	Acq.Time
1	1 180521M1_5	IPA	21-May-18	16:14:33
2	2 180521M1_6	ST180521M1-1 PFC CS-2 18E1402	21-May-18	16:26:03
3	3 180521M1_7	ST180521M1-2 PFC CS-1 18E1403	21-May-18	16:37:32
4	4 180521M1_8	ST180521M1-3 PFC CS0 18E2105	21-May-18	16:49:02
5	5 180521M1_9	ST180521M1-4 PFC CS1 18E1405	21-May-18	17:00:32
6	6 180521M1_10	ST180521M1-5 PFC CS2 18E1406	21-May-18	17:11:59
7	7 180521M1_11	ST180521M1-6 PFC CS3 18E2106	21-May-18	17:23:25
8	8 180521M1_12	ST180521M1-7 PFC CS4 18E1408	21-May-18	17:34:55
9	9 180521M1_13	ST180521M1-8 PFC CS5 18E2107	21-May-18	17:46:24
10	10 180521M1_14	ST180521M1-9 PFC CS6 18E1410	21-May-18	17:57:54
11	11 180521M1_15	ST180521M1-10 PFC CS7 18E1411	21-May-18	18:09:23
12	12 180521M1_16	IPA	21-May-18	18:23:01
13	13 180521M1_17	ICV180521M1-1 PFC 537 ICV 18E1401	21-May-18	18:34:26
14	14 180521M1_18	IPA	21-May-18	18:45:53
15	15 180521M1_19	B8E0158-BS1 OPR 0.125	21-May-18	18:57:22
16	16 180521M1_20	B8E0158-BLK1 Method Blank 0.125	21-May-18	19:08:46
17	17 180521M1_21	B8E0158-MS1 Matrix Spike 0.12122	21-May-18	19:20:13
18	18 180521M1_22	B8E0158-MSD1 Matrix Spike Dup 0.12...	21-May-18	19:31:40
19	19 180521M1_23	1800977-01 REEPAC017 0.1119	21-May-18	19:43:07
20	20 180521M1_24	1800977-02 REEPEF017 0.12089	21-May-18	19:56:54
21	21 180521M1_25	1800977-03 REEPAR017 0.12129	21-May-18	20:08:18
22	22 180521M1_26	1800977-04 REEPIN017 0.12034	21-May-18	20:19:45
23	23 180521M1_27	1800977-05 REEPEF018 0.12176	21-May-18	20:31:14
24	24 180521M1_28	1800977-06 REEPAR018 0.12009	21-May-18	20:42:43
25	25 180521M1_29	1800977-07 REEPAC018 0.12124	21-May-18	20:54:11
26	26 180521M1_30	1800977-08 REEPAC506 0.11977	21-May-18	21:05:41
27	27 180521M1_31	1800977-09 REEPIN018 0.12027	21-May-18	21:17:11
28	28 180521M1_32	1800977-10 REEPEF019 0.11978	21-May-18	21:28:38
29	29 180521M1_33	IPA	21-May-18	21:40:08
30	30 180521M1_34	ST180521M1-11 PFC CS3 18E1407	21-May-18	21:51:37
31	31 180521M1_35	IPA	21-May-18	22:03:05

Dataset: Untitled

Last Altered: Wednesday, May 23, 2018 10:04:06 Pacific Daylight Time

Printed: Wednesday, May 23, 2018 10:04:25 Pacific Daylight Time

Compound name: PFBA

#	Name	ID	Acq.Date	Acq.Time
32	32 180521M1_36	1800977-11 REEPAR019 0.11959	21-May-18	22:14:35
33	33 180521M1_37	1800977-12 REEPAC019 0.12032	21-May-18	22:26:04
34	34 180521M1_38	1800977-13 REEPIN019 0.1211	21-May-18	22:37:33
35	35 180521M1_39	1800977-14 REEPEF020 0.11978	21-May-18	22:49:03
36	36 180521M1_40	1800977-15 REEPEF507 0.11871	21-May-18	23:00:29
37	37 180521M1_41	1800977-16 REEPAR020 0.12031	21-May-18	23:11:59
38	38 180521M1_42	1800977-17 REEPAC020 0.11969	21-May-18	23:23:29
39	39 180521M1_43	1800977-18 REEPIN020 0.11994	21-May-18	23:34:56
40	40 180521M1_44	B8D0175-BS1 OPR 1	21-May-18	23:46:23
41	41 180521M1_45	B8D0175-MS1 Matrix Spike 1.2	21-May-18	23:57:50
42	42 180521M1_46	B8D0175-MSD1 Matrix Spike Dup 1.16	22-May-18	00:09:17
43	43 180521M1_47	B8D0175-BLK1 Method Blank 1	22-May-18	00:20:44
44	44 180521M1_48	1800694-01 PFC-32 (1.5) 1.01	22-May-18	00:32:11
45	45 180521M1_49	1800694-02 PFC-32 (4-5) 1.1	22-May-18	00:43:40
46	46 180521M1_50	IPA	22-May-18	00:55:10
47	47 180521M1_51	ST180521M1-12 PFC CS3 18E1407	22-May-18	01:06:40
48	48 180521M1_52	IPA	22-May-18	01:18:09
49	49 180521M1_53	1800694-03 PFC-32 (8) 1.06	22-May-18	01:29:36
50	50 180521M1_54	1800694-04 PFC-33 (1.5) 1	22-May-18	01:41:03
51	51 180521M1_55	1800694-05 PFC-33 (4-5) 1.12	22-May-18	01:52:30
52	52 180521M1_56	1800694-06 PFC-33 (8) 1.02	22-May-18	02:03:56
53	53 180521M1_57	1800694-07 PFC-34 (1.5) 1.14	22-May-18	02:15:26
54	54 180521M1_58	1800694-08 PFC-34 (4-5) 1.01	22-May-18	02:26:55
55	55 180521M1_59	1800694-09 PFC-35 (1.5) 1.15	22-May-18	02:38:25
56	56 180521M1_60	1800694-10 PFC-35 (4-5) 1.18	22-May-18	02:49:55
57	57 180521M1_61	1800694-11 PFC-35 (8) 1.2	22-May-18	03:01:24
58	58 180521M1_62	1800694-12 PFC-36 (1.5) 1.21	22-May-18	03:12:54
59	59 180521M1_63	IPA	22-May-18	03:24:23
60	60 180521M1_64	ST180521M1-13 PFC CS3 18E1407	22-May-18	03:35:53
61	61 180521M1_65	ST180521M1-14 PFC CS0 18E1404	22-May-18	03:47:23
62	62 180521M1_66	IPA	22-May-18	03:58:51
63	63 180521M1_67	1800694-13 PFC-36 (4-5) 1	22-May-18	04:10:22
64	64 180521M1_68	1800694-14 PFC-36 (8) 1.15	22-May-18	04:21:51
65	65 180521M1_69	1800694-15 PFC-37 (1.5) 1.21	22-May-18	04:33:18

Vista Analytical Laboratory

Dataset: Untitled

Last Altered: Wednesday, May 23, 2018 10:04:06 Pacific Daylight Time

Printed: Wednesday, May 23, 2018 10:04:25 Pacific Daylight Time

Compound name: PFBA

#	Name	ID	Acq.Date	Acq.Time
66	66 180521M1_70	1800694-16 PFC-37 (4-5) 1.14	22-May-18	04:44:48
67	67 180521M1_71	1800694-17 PFC-37 (8) 1.04	22-May-18	04:56:17
68	68 180521M1_72	1800694-18 BD-3 1.08	22-May-18	05:07:47
69	69 180521M1_73	B8E0069-BS1 OPR 0.125	22-May-18	05:19:16
70	70 180521M1_74	B8E0069-BSD1 LCSD 0.125	22-May-18	05:30:46
71	71 180521M1_75	B8E0069-BLK1 Method Blank 0.125	22-May-18	05:42:15
72	72 180521M1_76	1800795-01 REEPDW377FRB 0.10851	22-May-18	05:53:42
73	73 180521M1_77	1800795-02 REEPDW378FRB 0.10726	22-May-18	06:05:12
74	74 180521M1_78	1800795-03 REEPDW379FRB 0.11089	22-May-18	06:16:41
75	75 180521M1_79	1800795-04 REEPDW387FRB 0.11453	22-May-18	06:28:07
76	76 180521M1_80	1800795-05 REEPDW388FRB 0.1127	22-May-18	06:39:36
77	77 180521M1_81	1800795-06 REEPDW391FRB 0.1132	22-May-18	06:51:06
78	78 180521M1_82	1800795-07 REEPDW380FRB 0.12033	22-May-18	07:02:35
79	79 180521M1_83	1800795-08 REEPDW381FRB 0.11042	22-May-18	07:14:01
80	80 180521M1_84	1800795-09 REEPDW382FRB 0.11847	22-May-18	07:25:32
81	81 180521M1_85	1800795-10 REEPDW383FRB 0.12021	22-May-18	07:36:59
82	82 180521M1_86	1800795-11 REEPDW384FRB 0.11983	22-May-18	07:48:25
83	83 180521M1_87	1800795-12 REEPDW385FRB 0.12155	22-May-18	07:59:55
84	84 180521M1_88	1800795-13 REEPDW386FRB 0.11708	22-May-18	08:11:23
85	85 180521M1_89	B8D0179-BS1 OPR 0.125	22-May-18	08:22:53
86	86 180521M1_90	B8D0179-BSD1 LCSD 0.125	22-May-18	08:34:22
87	87 180521M1_91	B8D0179-BLK1 Method Blank 0.125	22-May-18	08:45:52
88	88 180521M1_92	1800705-01 REEPDW357FRB 0.12063	22-May-18	08:57:21
89	89 180521M1_93	1800705-02 REEPDW355FRB 0.11916	22-May-18	09:08:51
90	90 180521M1_94	1800705-03 REEPDW356FRB 0.12341	22-May-18	09:20:20
91	91 180521M1_95	1800705-04 REEPDW358FRB 0.11368	22-May-18	09:31:49
92	92 180521M1_96	1800705-05 REEPDW359FRB 0.11308	22-May-18	09:43:18
93	93 180521M1_97	1800705-06 REEPDW360FRB 0.11232	22-May-18	09:54:47
94	94 180521M1_98	1800705-07 REEPDW350FRB 0.11577	22-May-18	10:06:17
95	95 180521M1_99	1800705-08 REEPDW340FRB 0.11606	22-May-18	10:17:45
96	96 180521M1_100	1800705-09 REEPDW349FRB 0.12302	22-May-18	10:29:15
97	97 180521M1_101	1800705-10 REEPDW351FRB 0.12118	22-May-18	10:40:42
98	98 180521M1_102	1800705-11 REEPDW352FRB 0.1187	22-May-18	10:52:08
99	99 180521M1_103	1800705-12 REEPDW353FRB 0.12425	22-May-18	11:03:38

Dataset: Untitled

Last Altered: Wednesday, May 23, 2018 10:04:06 Pacific Daylight Time

Printed: Wednesday, May 23, 2018 10:04:25 Pacific Daylight Time

Compound name: PFBA

#	Name	ID	Acq.Date	Acq.Time
100	1... 180521M1_104	B8E0155-BS1 OPR 1	22-May-18	11:15:05
101	1... 180521M1_105	B8E0155-MS1 Matrix Spike 1.06	22-May-18	11:26:32
102	1... 180521M1_106	B8E0155-MSD1 Matrix Spike Dup 1.04	22-May-18	11:37:59
103	1... 180521M1_107	B8E0155-BLK1 Method Blank 1	22-May-18	11:49:26
104	1... 180521M1_108	1800900-01RE1 SB-1-1 1.06	22-May-18	12:00:56
105	1... 180521M1_109	1800900-03RE1 SB-2-1 1.14	22-May-18	12:12:25
106	1... 180521M1_110	1800900-05RE1 SB-3-1 1.16	22-May-18	12:23:54
107	1... 180521M1_111	1800900-07RE1 SB-4-1 1.07	22-May-18	12:35:21
108	1... 180521M1_112	IPA	22-May-18	12:46:48
109	1... 180521M1_113	ST180521M1-15 PFC CS3 18E1407	22-May-18	12:58:15
110	1... 180521M1_114	IPA	22-May-18	13:09:45
111	1... 180521M1_115	1800900-09RE1 SB-5-1 1.1	22-May-18	13:21:14
112	1... 180521M1_116	B8E0067-BS1 OPR 0.125	22-May-18	13:32:43
113	1... 180521M1_117	B8E0067-BLK1 Method Blank 0.125	22-May-18	13:44:12
114	1... 180521M1_118	B8E0067-MS1 Matrix Spike 0.12078	22-May-18	13:55:41
115	1... 180521M1_119	B8E0067-MSD1 Matrix Spike Dup 0.11...	22-May-18	14:07:11
116	1... 180521M1_120	1800888-01 OC-RW06-0518 0.12292	22-May-18	14:18:41
117	1... 180521M1_121	1800888-02 OC-RW06P-0518 0.12269	22-May-18	14:30:11
118	1... 180521M1_122	1800888-03 OC-FB06-0518 0.11827	22-May-18	14:41:41
119	1... 180521M1_123	1800923-04 PFAS-SO-EB01-050818 0...	22-May-18	14:53:10
120	1... 180521M1_124	B8E0056-BS1 OPR 0.25	22-May-18	15:04:37
121	1... 180521M1_125	B8E0056-BS1 LCS1 0.25	22-May-18	15:16:06
122	1... 180521M1_126	B8E0056-BLK1 Method Blank 0.25	22-May-18	15:27:33
123	1... 180521M1_127	1800770-01 D12937 0.25597	22-May-18	15:39:02
124	1... 180521M1_128	1800770-02 D12940 0.25689	22-May-18	15:50:28
125	1... 180521M1_129	1800770-03 D12945 0.25361	22-May-18	16:01:58
126	1... 180521M1_130	IPA	22-May-18	16:13:27
127	1... 180521M1_131	ST180521M1-16 PFC CS3 18E1407	22-May-18	16:24:58
128	1... 180521M1_132	IPA	22-May-18	16:36:26

Dataset: F:\Projects\PFAS.PRO\Results\180521M1\180521M1-131.qld

Last Altered: Tuesday, May 22, 2018 18:00:15 Pacific Daylight Time

Printed: Tuesday, May 22, 2018 18:00:21 Pacific Daylight Time

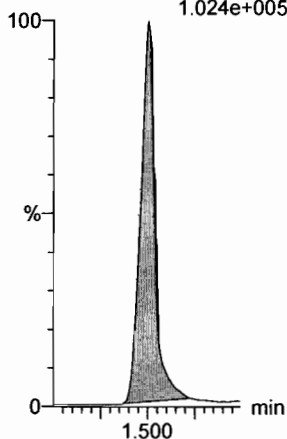
Method: F:\Projects\PFAS.PRO\MethDB\PFAS_FULL_80C_052118.mdb 21 May 2018 20:25:56

Calibration: F:\Projects\PFAS.PRO\CurveDB\C18_VAL-PFAS_Q4_05-21-18.cdb 21 May 2018 20:24:03

Name: 180521M1_131, Date: 22-May-2018, Time: 16:24:58, ID: ST180521M1-16 PFC CS3 18E1407, Description: PFC CS3 18E1407

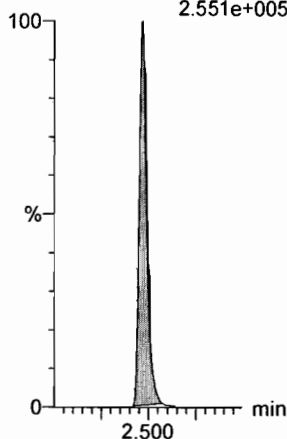
PFBA

F2:MRM of 1 channel,ES-
213.0 > 168.8
1.024e+005



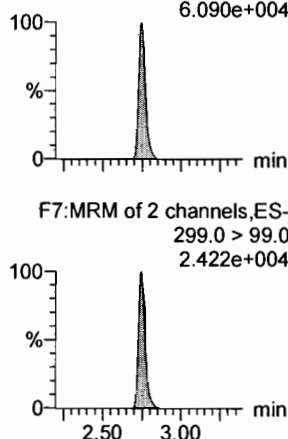
PFPeA

F5:MRM of 1 channel,ES-
263.1 > 218.9
2.551e+005



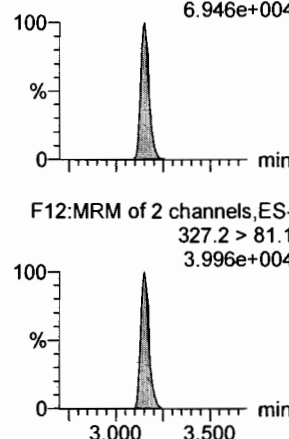
PFBS

F7:MRM of 2 channels,ES-
299.0 > 79.7
6.090e+004



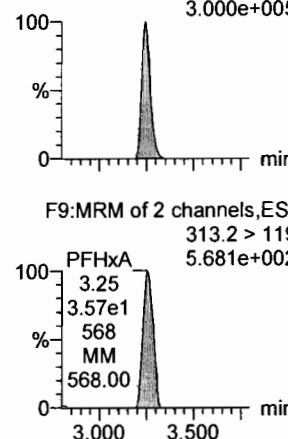
4:2 FTS

F12:MRM of 2 channels,ES-
327.2 > 307.2
6.946e+004



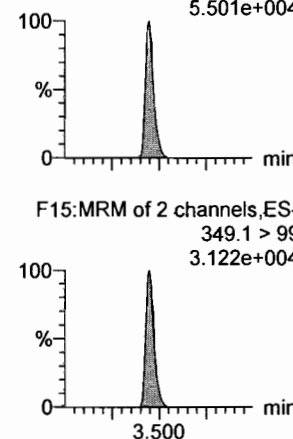
PFHxA

F9:MRM of 2 channels,ES-
313.2 > 268.9
3.000e+005



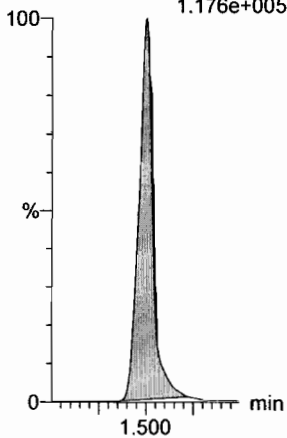
PFPeS

F15:MRM of 2 channels,ES-
349.1 > 80.1
5.501e+004



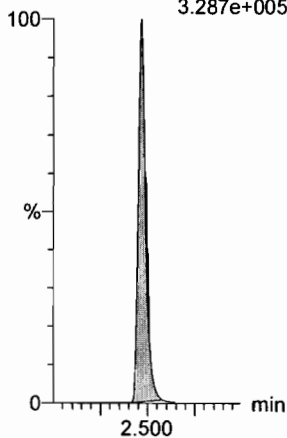
13C3-PFBA

F3:MRM of 1 channel,ES-
216.1 > 171.8
1.176e+005



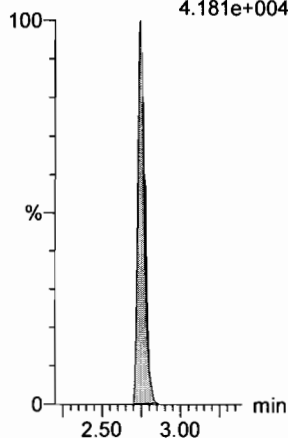
13C3-PFPeA

F6:MRM of 1 channel,ES-
266. > 221.8
3.287e+005



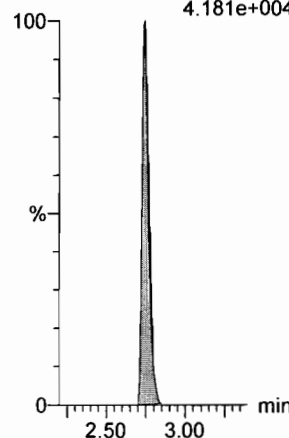
13C3-PFBS

F8:MRM of 1 channel,ES-
302. > 98.8
4.181e+004



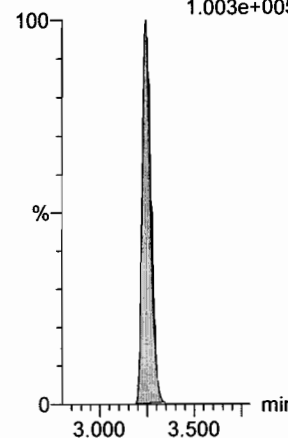
13C3-PFBS

F8:MRM of 1 channel,ES-
302. > 98.8
4.181e+004



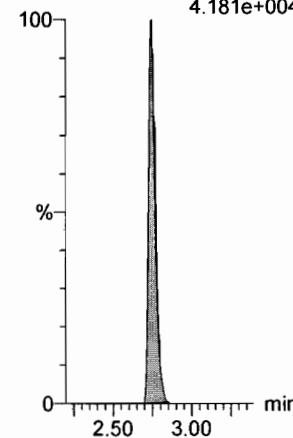
13C2-PFHxA

F10:MRM of 1 channel,ES-
315 > 269.8
1.003e+005



13C3-PFBS

F8:MRM of 1 channel,ES-
302. > 98.8
4.181e+004



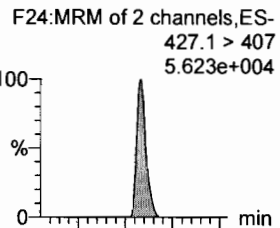
Dataset: F:\Projects\PFAS.PRO\Results\180521M1\180521M1-131.qld

Last Altered: Tuesday, May 22, 2018 18:00:15 Pacific Daylight Time

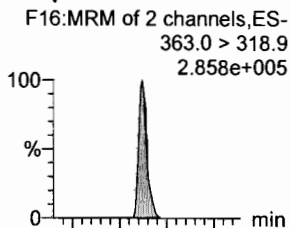
Printed: Tuesday, May 22, 2018 18:00:21 Pacific Daylight Time

Name: 180521M1_131, Date: 22-May-2018, Time: 16:24:58, ID: ST180521M1-16 PFC CS3 18E1407, Description: PFC CS3 18E1407

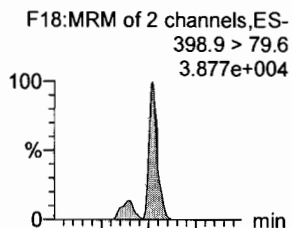
6:2 FTS



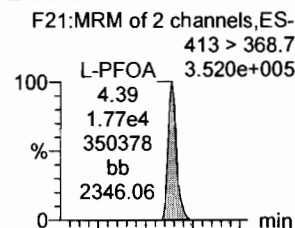
PFHpA



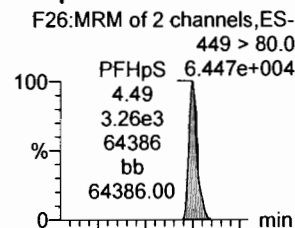
L-PFHxS



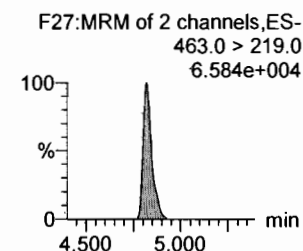
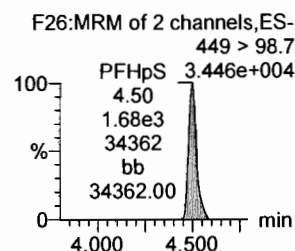
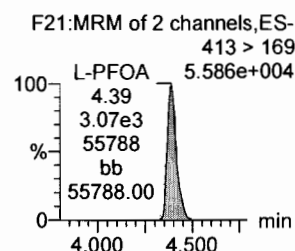
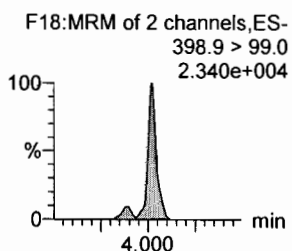
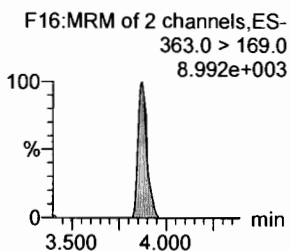
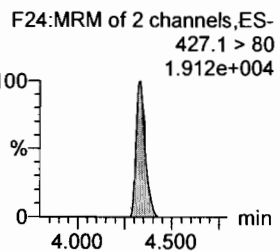
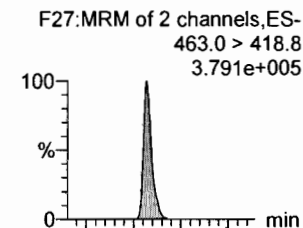
L-PFOA



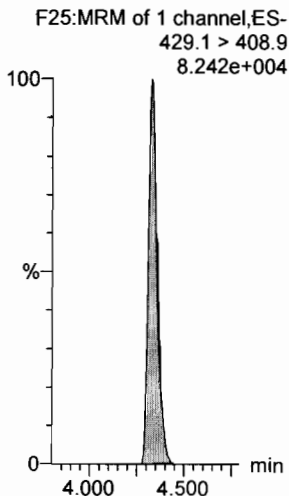
PFHpS



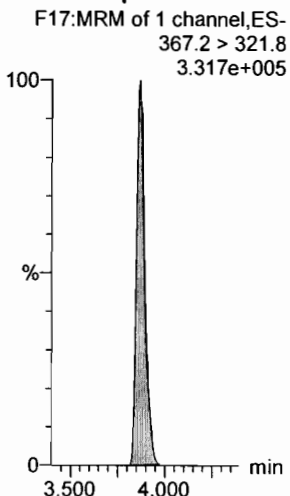
PFNA



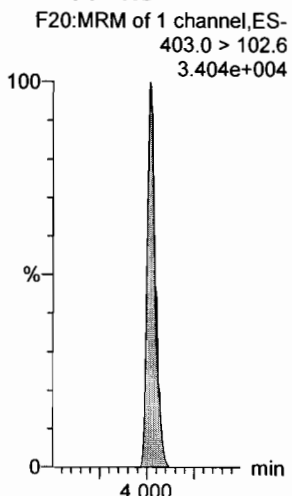
13C2-6:2 FTS



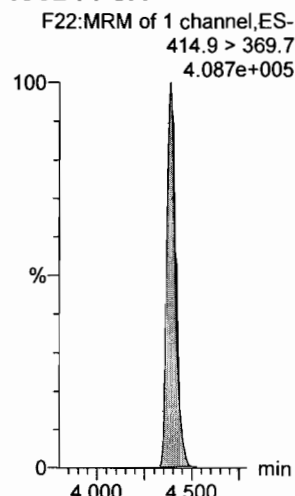
13C4-PFHpA



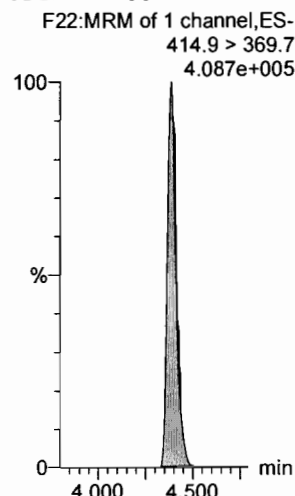
18O2-PFHxS



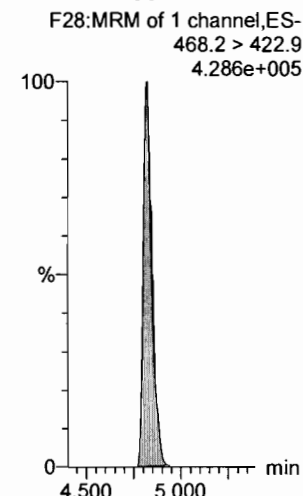
13C2-PFOA



13C2-PFOA



13C5-PFNA



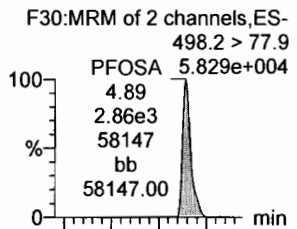
Dataset: F:\Projects\PFAS.PRO\Results\180521M1\180521M1-131.qld

Last Altered: Tuesday, May 22, 2018 18:00:15 Pacific Daylight Time

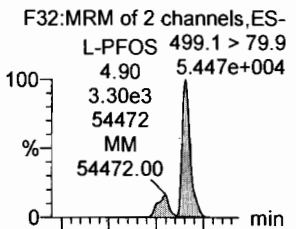
Printed: Tuesday, May 22, 2018 18:00:21 Pacific Daylight Time

Name: 180521M1_131, Date: 22-May-2018, Time: 16:24:58, ID: ST180521M1-16 PFC CS3 18E1407, Description: PFC CS3 18E1407

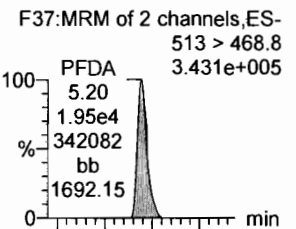
PFOSA



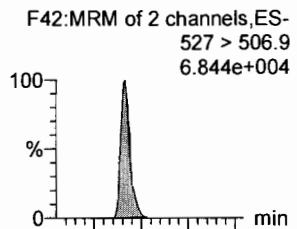
L-PFOS



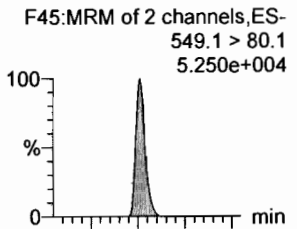
PFDA



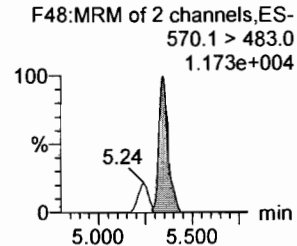
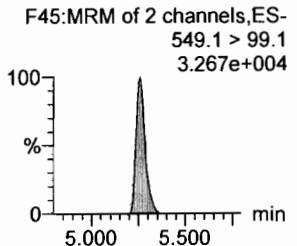
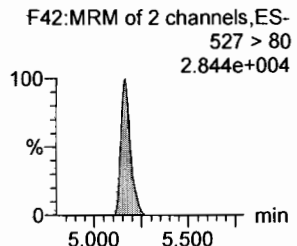
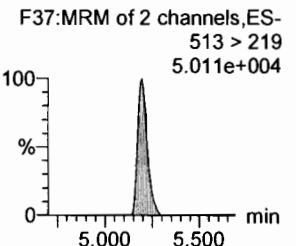
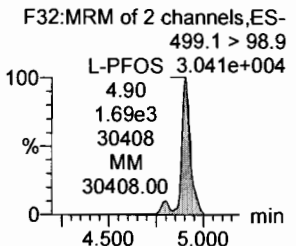
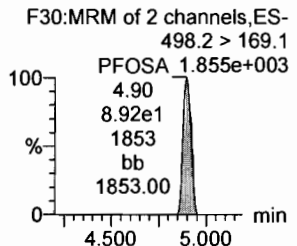
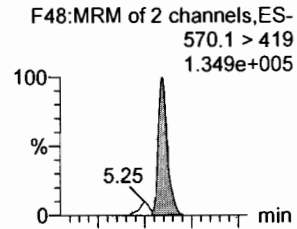
8:2 FTS



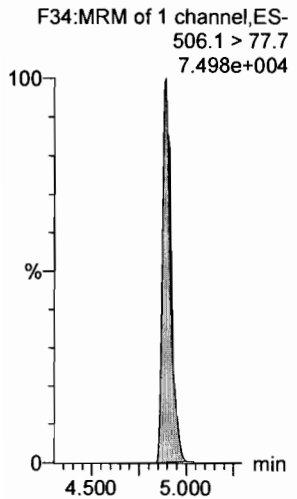
PFNS



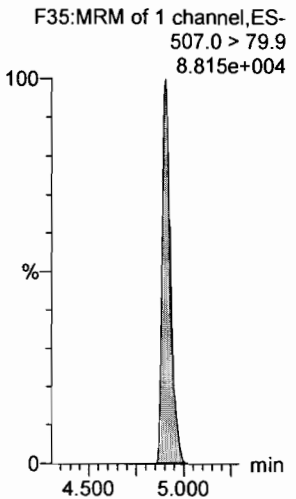
N-MeFOSAA



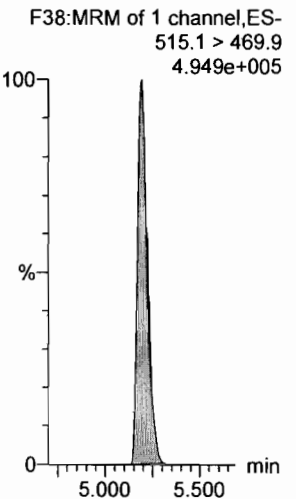
13C8-PFOSA



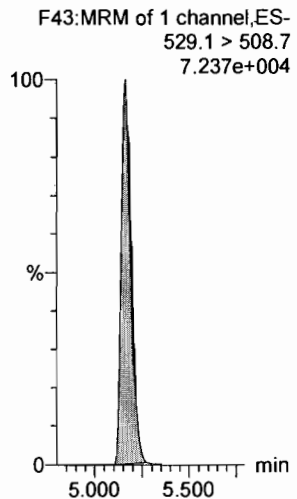
13C8-PFOS



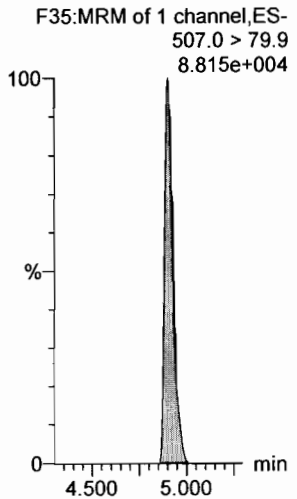
13C2-PFDA



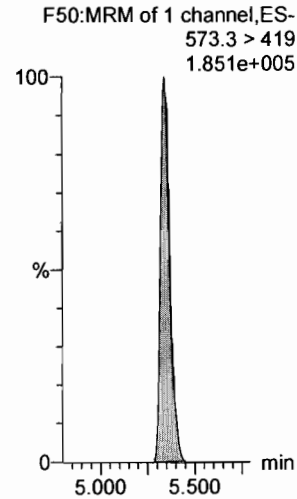
13C2-8:2 FTS



13C8-PFNS



d3-N-MeFOSAA

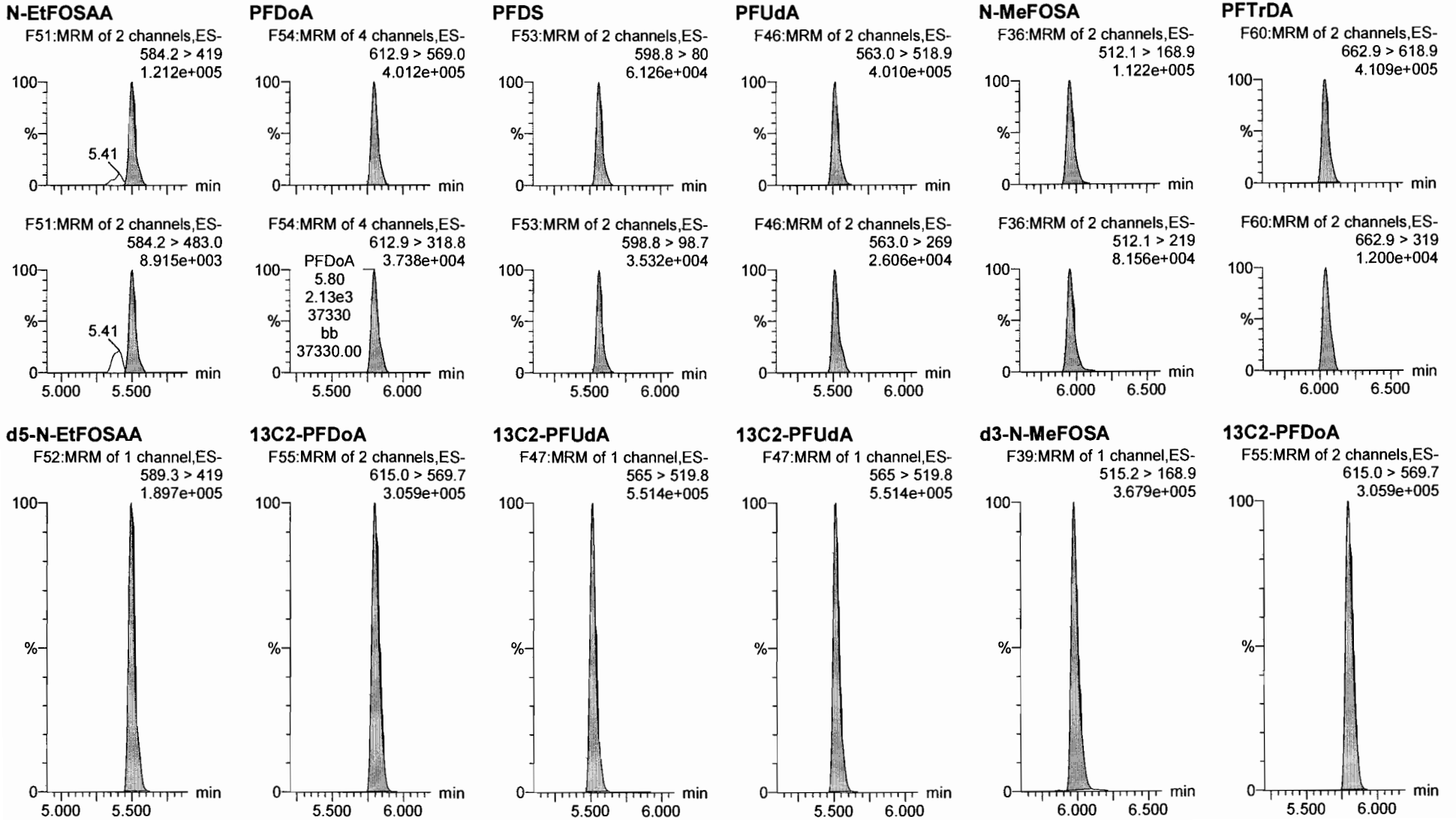


Dataset: F:\Projects\PFAS.PRO\Results\180521M1\180521M1-131.qld

Last Altered: Tuesday, May 22, 2018 18:00:15 Pacific Daylight Time

Printed: Tuesday, May 22, 2018 18:00:21 Pacific Daylight Time

Name: 180521M1_131, Date: 22-May-2018, Time: 16:24:58, ID: ST180521M1-16 PFC CS3 18E1407, Description: PFC CS3 18E1407

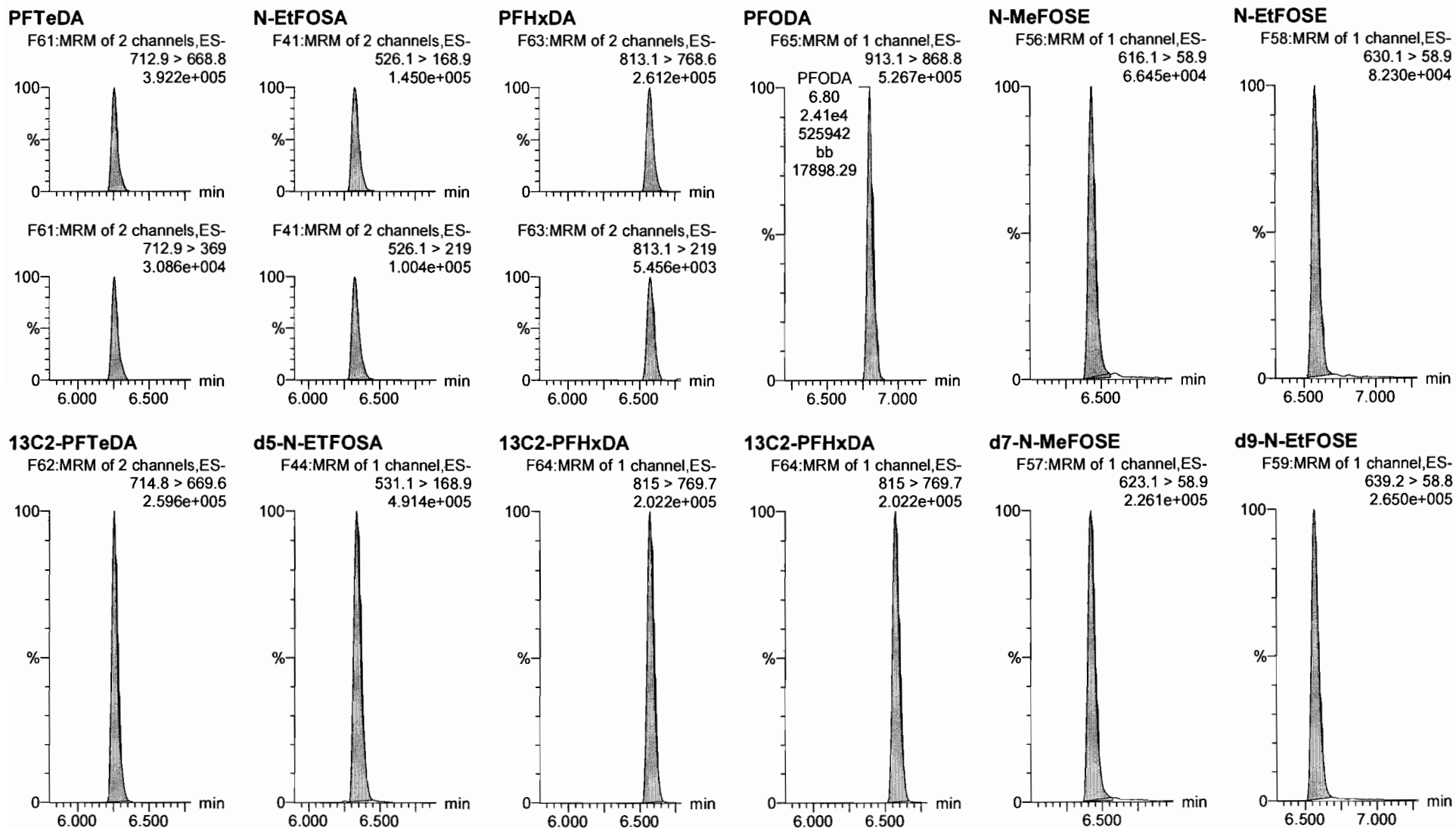


Dataset: F:\Projects\PFAS.PRO\Results\180521M1\180521M1-131.qld

Last Altered: Tuesday, May 22, 2018 18:00:15 Pacific Daylight Time

Printed: Tuesday, May 22, 2018 18:00:21 Pacific Daylight Time

Name: 180521M1_131, Date: 22-May-2018, Time: 16:24:58, ID: ST180521M1-16 PFC CS3 18E1407, Description: PFC CS3 18E1407



Dataset: F:\Projects\PFAS.PRO\Results\180521M1\180521M1-131.qld

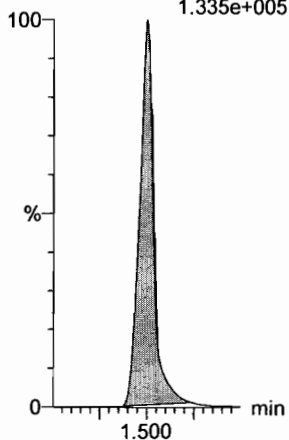
Last Altered: Tuesday, May 22, 2018 18:00:15 Pacific Daylight Time

Printed: Tuesday, May 22, 2018 18:00:21 Pacific Daylight Time

Name: 180521M1_131, Date: 22-May-2018, Time: 16:24:58, ID: ST180521M1-16 PFC CS3 18E1407, Description: PFC CS3 18E1407

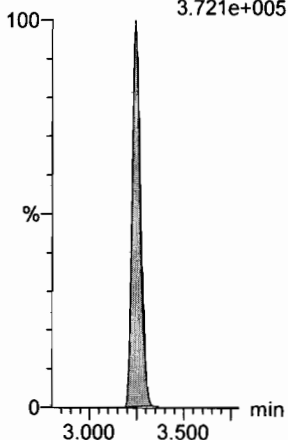
13C4-PFBA

F4:MRM of 1 channel,ES-
217. > 171.8
1.335e+005



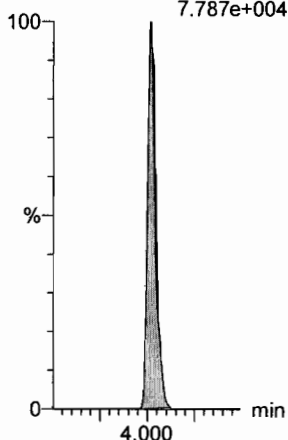
13C5-PFHxA

F11:MRM of 1 channel,ES-
318 > 272.9
3.721e+005



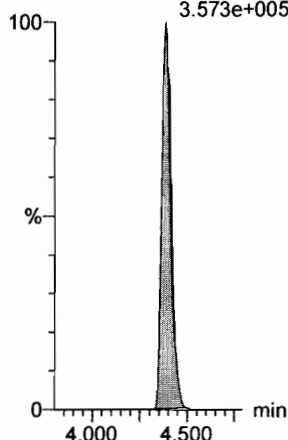
13C3-PFHxS

F19:MRM of 1 channel,ES-
401.9 > 79.9
7.787e+004



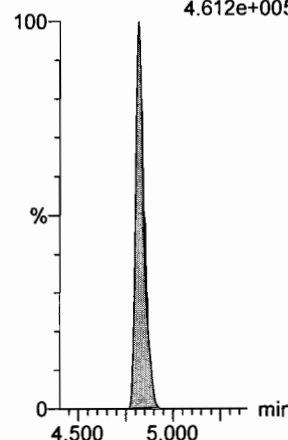
13C8-PFOA

F23:MRM of 1 channel,ES-
421.3 > 376
3.573e+005



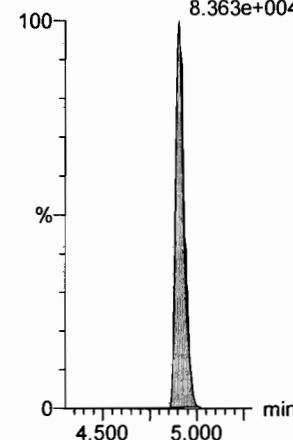
13C9-PFNA

F29:MRM of 1 channel,ES-
472.2 > 426.9
4.612e+005



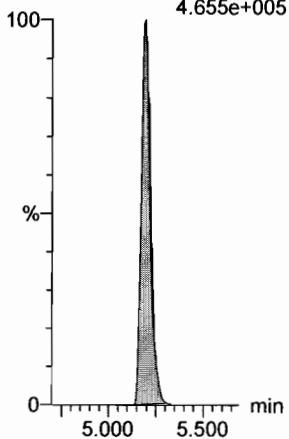
13C4-PFOS

F33:MRM of 1 channel,ES-
503 > 79.9
8.363e+004



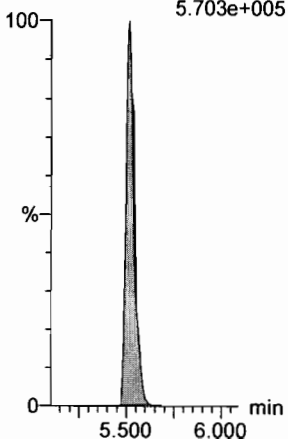
13C6-PFDA

F40:MRM of 1 channel,ES-
519.1 > 473.7
4.655e+005



13C7-PFUdA

F49:MRM of 1 channel,ES-
570.1 > 524.8
5.703e+005



INITIAL CALIBRATION (ICAL)
INCLUDING ASSOCIATED
INITIAL CALIBRATION VERIFICATION (ICV) AND INSTRUMENT BLANK (IB)

Dataset: F:\Projects\PFAS.PRO\Results\180521M1\180521M1-CRV.qld

Last Altered: Monday, May 21, 2018 20:05:13 Pacific Daylight Time
 Printed: Monday, May 21, 2018 20:18:51 Pacific Daylight Time

Ion ratios updated, CRV updated 5/21/18 20:24

Method: F:\Projects\PFAS.PRO\MethDB\PFAS_FULL_80C_052018.mdb 21 May 2018 14:18:39
 Calibration: F:\Projects\PFAS.PRO\CurveDB\C18_VAL-PFAS_Q4_05-21-18.cdb 21 May 2018 20:05:13

Compound name: PFBA

Correlation coefficient: $r = 0.999748$, $r^2 = 0.999496$
 Calibration curve: $1.11294 * x + 0.0897752$
 Response type: Internal Std (Ref 34), Area * (IS Conc. / IS Area)
 Curve type: Linear, Origin: Include, Weighting: 1/x, Axis trans: None

high pt
 $G: 2FIS = 100$
 $PFBA = 250$
 $PFPS$
 $PFNA$
 $PFDA$
 $PFuDA$
 $PFDA = 100$
 $PFOSA = 50$
low pt
 $PFHxS = 0.5$
 $PFTrDA = 0.5$
 $\sqrt{KBF} 5/22/18$
am
 5/21/18

#	Name	Type	Std. Conc	RT	Area	IS Area	Response	Conc.	%Dev	Conc. Flag	CoD	CoD Flag	x=excluded
1	1 180521M1_6	Standard	0.250	1.48	332.650	12153.674	0.342	0.2	-9.3	NO	0.999	NO	MM
2	2 180521M1_7	Standard	0.500	1.48	579.631	10358.145	0.699	0.5	9.6	NO	0.999	NO	MM
3	3 180521M1_8	Standard	1.000	1.48	993.588	9609.909	1.292	1.1	8.1	NO	0.999	NO	MM
4	4 180521M1_9	Standard	2.000	1.48	1897.658	9248.164	2.565	2.2	11.2	NO	0.999	NO	MM
5	5 180521M1_10	Standard	5.000	1.48	4846.062	9917.895	6.108	5.4	8.1	NO	0.999	NO	bb
6	6 180521M1_11	Standard	10.000	1.48	7755.559	8723.736	11.113	9.9	-1.0	NO	0.999	NO	bb
7	7 180521M1_12	Standard	50.000	1.48	46085.480	9615.331	59.911	53.8	7.5	NO	0.999	NO	bb
8	8 180521M1_13	Standard	100.000	1.48	79504.508	9081.573	109.431	98.2	-1.8	NO	0.999	NO	bb
9	9 180521M1_14	Standard	250.000	1.48	205395.531	9163.284	280.188	251.7	0.7	NO	0.999	NO	bb
10	10 180521M1_15	Standard	500.000	1.48	418499.031	9480.980	551.761	495.7	-0.9	NO	0.999	NO	bb

Compound name: PFPeA

Correlation coefficient: $r = 0.999875$, $r^2 = 0.999750$
 Calibration curve: $1.00141 * x + 0.0710103$
 Response type: Internal Std (Ref 35), Area * (IS Conc. / IS Area)
 Curve type: Linear, Origin: Exclude, Weighting: 1/x, Axis trans: None

#	Name	Type	Std. Conc	RT	Area	IS Area	Response	Conc.	%Dev	Conc. Flag	CoD	CoD Flag	x=excluded
1	1 180521M1_6	Standard	0.250	2.44	408.312	17414.594	0.293	0.2	-11.3	NO	1.000	NO	bb
2	2 180521M1_7	Standard	0.500	2.45	679.645	14885.216	0.571	0.5	-0.2	NO	1.000	NO	bb
3	3 180521M1_8	Standard	1.000	2.45	1194.873	13585.179	1.099	1.0	2.7	NO	1.000	NO	bb
4	4 180521M1_9	Standard	2.000	2.44	2237.255	13149.488	2.127	2.1	2.6	NO	1.000	NO	bb
5	5 180521M1_10	Standard	5.000	2.44	6087.498	14252.499	5.339	5.3	5.2	NO	1.000	NO	bb
6	6 180521M1_11	Standard	10.000	2.44	10042.001	12891.111	9.737	9.7	-3.5	NO	1.000	NO	bb
7	7 180521M1_12	Standard	50.000	2.44	57187.617	13464.863	53.090	52.9	5.9	NO	1.000	NO	bb
8	8 180521M1_13	Standard	100.000	2.44	100192.398	12647.381	99.025	98.8	-1.2	NO	1.000	NO	bb
9	9 180521M1_14	Standard	250.000	2.44	254682.922	12697.761	250.716	250.3	0.1	NO	1.000	NO	bb

Dataset: F:\Projects\PFAS.PRO\Results\180521M1\180521M1-CRV.qld

Last Altered: Monday, May 21, 2018 20:05:13 Pacific Daylight Time

Printed: Monday, May 21, 2018 20:18:51 Pacific Daylight Time

Compound name: PFPeA

#	Name	Type	Std. Conc	RT	Area	IS Area	Response	Conc.	%Dev	Conc. Flag	CoD	CoD Flag	x=excluded
10	10 180521M1_15	Standard	500.000	2.44	501489.250	12568.381	498.761	498.0	-0.4	NO	1.000	NO	bb

Compound name: PFBS

Coefficient of Determination: R² = 0.999037

Calibration curve: -0.000269971 * x² + 2.07568 * x + 0.104338

Response type: Internal Std (Ref 36), Area * (IS Conc. / IS Area)

Curve type: 2nd Order, Origin: Exclude, Weighting: 1/x, Axis trans: None

#	Name	Type	Std. Conc	RT	Area	IS Area	Response	Conc.	%Dev	Conc. Flag	CoD	CoD Flag	x=excluded
1	1 180521M1_6	Standard	0.250	2.72	101.254	2257.932	0.561	0.2	-12.1	NO	0.999	NO	bb
2	2 180521M1_7	Standard	0.500	2.72	172.831	1935.829	1.116	0.5	-2.5	NO	0.999	NO	bb
3	3 180521M1_8	Standard	1.000	2.72	316.730	1678.689	2.358	1.1	8.6	NO	0.999	NO	bb
4	4 180521M1_9	Standard	2.000	2.72	610.433	1722.378	4.430	2.1	4.2	NO	0.999	NO	bb
5	5 180521M1_10	Standard	5.000	2.72	1623.613	1864.447	10.885	5.2	3.9	NO	0.999	NO	bb
6	6 180521M1_11	Standard	10.000	2.72	2691.379	1640.274	20.510	9.8	-1.6	NO	0.999	NO	bb
7	7 180521M1_12	Standard	50.000	2.72	15220.004	1774.233	107.229	52.0	3.9	NO	0.999	NO	bb
8	8 180521M1_13	Standard	100.000	2.72	24887.191	1631.590	190.667	92.9	-7.1	NO	0.999	NO	bb
9	9 180521M1_14	Standard	250.000	2.72	61895.977	1496.205	517.108	257.7	3.1	NO	0.999	NO	bb
10	10 180521M1_15	Standard	500.000	2.72	120191.406	1556.182	965.435	497.2	-0.6	NO	0.999	NO	bb

Compound name: 4:2 FTS

Coefficient of Determination: R² = 0.999315

Calibration curve: -0.000869695 * x² + 2.32429 * x + 0.0482256

Response type: Internal Std (Ref 36), Area * (IS Conc. / IS Area)

Curve type: 2nd Order, Origin: Exclude, Weighting: 1/x, Axis trans: None

#	Name	Type	Std. Conc	RT	Area	IS Area	Response	Conc.	%Dev	Conc. Flag	CoD	CoD Flag	x=excluded
1	1 180521M1_6	Standard	0.250	3.12	99.547	2257.932	0.551	0.2	-13.5	NO	0.999	NO	bb
2	2 180521M1_7	Standard	0.500	3.12	195.010	1935.829	1.259	0.5	4.2	NO	0.999	NO	bb
3	3 180521M1_8	Standard	1.000	3.12	325.612	1678.689	2.425	1.0	2.3	NO	0.999	NO	bb
4	4 180521M1_9	Standard	2.000	3.12	705.623	1722.378	5.121	2.2	9.2	NO	0.999	NO	bb
5	5 180521M1_10	Standard	5.000	3.12	1783.122	1864.447	11.955	5.1	2.7	NO	0.999	NO	bb
6	6 180521M1_11	Standard	10.000	3.12	2971.507	1640.274	22.645	9.8	-2.4	NO	0.999	NO	bb
7	7 180521M1_12	Standard	50.000	3.12	16131.729	1774.233	113.653	49.8	-0.4	NO	0.999	NO	bb

Dataset: F:\Projects\PFAS.PRO\Results\180521M1\180521M1-CRV.qld

Last Altered: Monday, May 21, 2018 20:05:13 Pacific Daylight Time

Printed: Monday, May 21, 2018 20:18:51 Pacific Daylight Time

Compound name: 4:2 FTS

	# Name	Type	Std. Conc	RT	Area	IS Area	Response	Conc.	%Dev	Conc. Flag	CoD	CoD Flag	x=excluded
8	8 180521M1_13	Standard	100.000	3.12	27842.523	1631.590	213.308	95.1	-4.9	NO	0.999	NO	bb
9	9 180521M1_14	Standard	250.000	3.12	65102.117	1496.205	543.894	259.1	3.6	NO	0.999	NO	bb
10	10 180521M1_15	Standard	500.000	3.12	116819.422	1556.182	938.350	495.6	-0.9	NO	0.999	NO	bb

Compound name: PFHxA

Coefficient of Determination: R^2 = 0.999821

Calibration curve: -0.000319621 * x^2 + 1.59427 * x + 0.0792645

Response type: Internal Std (Ref 37), Area * (IS Conc. / IS Area)

Curve type: 2nd Order, Origin: Include, Weighting: 1/x, Axis trans: None

	# Name	Type	Std. Conc	RT	Area	IS Area	Response	Conc.	%Dev	Conc. Flag	CoD	CoD Flag	x=excluded
1	1 180521M1_6	Standard	0.250	3.22	594.727	5920.058	0.502	0.3	6.1	NO	1.000	NO	bb
2	2 180521M1_7	Standard	0.500	3.22	889.580	5120.335	0.869	0.5	-1.0	NO	1.000	NO	bb
3	3 180521M1_8	Standard	1.000	3.22	1661.689	4696.940	1.769	1.1	6.0	NO	1.000	NO	bb
4	4 180521M1_9	Standard	2.000	3.22	3298.569	4784.508	3.447	2.1	5.7	NO	1.000	NO	bb
5	5 180521M1_10	Standard	5.000	3.22	8447.192	5156.834	8.190	5.1	1.9	NO	1.000	NO	bb
6	6 180521M1_11	Standard	10.000	3.22	13847.519	4385.316	15.789	9.9	-1.3	NO	1.000	NO	bb
7	7 180521M1_12	Standard	50.000	3.22	81659.383	4974.411	82.079	52.0	4.0	NO	1.000	NO	bb
8	8 180521M1_13	Standard	100.000	3.22	134113.250	4312.662	155.488	99.5	-0.5	NO	1.000	NO	bb
9	9 180521M1_14	Standard	250.000	3.22	340010.188	4546.183	373.951	246.7	-1.3	NO	1.000	NO	bb
10	10 180521M1_15	Standard	500.000	3.22	669775.563	4654.272	719.528	501.7	0.3	NO	1.000	NO	bb

Compound name: PFPeS

Correlation coefficient: r = 0.998814, r^2 = 0.997629

Calibration curve: 1.83148 * x + 0.132292

Response type: Internal Std (Ref 36), Area * (IS Conc. / IS Area)

Curve type: Linear, Origin: Exclude, Weighting: 1/x, Axis trans: None

	# Name	Type	Std. Conc	RT	Area	IS Area	Response	Conc.	%Dev	Conc. Flag	CoD	CoD Flag	x=excluded
1	1 180521M1_6	Standard	0.250	3.42	98.153	2257.932	0.543	0.2	-10.2	NO	0.998	NO	bb
2	2 180521M1_7	Standard	0.500	3.42	164.024	1935.829	1.059	0.5	1.2	NO	0.998	NO	bb
3	3 180521M1_8	Standard	1.000	3.42	297.366	1678.689	2.214	1.1	13.7	NO	0.998	NO	bb
4	4 180521M1_9	Standard	2.000	3.42	484.861	1722.378	3.519	1.8	-7.5	NO	0.998	NO	bb
5	5 180521M1_10	Standard	5.000	3.42	1401.978	1864.447	9.399	5.1	1.2	NO	0.998	NO	bb

Dataset: F:\Projects\PFAS.PRO\Results\180521M1\180521M1-CRV.qld

Last Altered: Monday, May 21, 2018 20:05:13 Pacific Daylight Time
 Printed: Monday, May 21, 2018 20:18:51 Pacific Daylight Time

Compound name: PFPeS

#	Name	Type	Std. Conc	RT	Area	IS Area	Response	Conc.	%Dev	Conc. Flag	CoD	CoD Flag	x=excluded
6	6 180521M1_11	Standard	10.000	3.42	2404.190	1640.274	18.322	9.9	-0.7	NO	0.998	NO	bb
7	7 180521M1_12	Standard	50.000	3.42	12986.978	1774.233	91.497	49.9	-0.2	NO	0.998	NO	bb
8	8 180521M1_13	Standard	100.000	3.42	23536.797	1631.590	180.321	98.4	-1.6	NO	0.998	NO	bb
9	9 180521M1_14	Standard	250.000	3.42	59040.754	1496.205	493.254	269.2	7.7	NO	0.998	NO	bb
10	10 180521M1_15	Standard	500.000	3.42	110036.156	1556.182	883.863	482.5	-3.5	NO	0.998	NO	bb

Compound name: PFHpA

Correlation coefficient: $r = 0.998755$, $r^2 = 0.997512$

Calibration curve: $1.16881 * x + 0.109701$

Response type: Internal Std (Ref 38), Area * (IS Conc. / IS Area)

Curve type: Linear, Origin: Exclude, Weighting: 1/x, Axis trans: None

#	Name	Type	Std. Conc	RT	Area	IS Area	Response	Conc.	%Dev	Conc. Flag	CoD	CoD Flag	x=excluded
1	1 180521M1_6	Standard	0.250	3.85	516.360	17382.188	0.371	0.2	-10.5	NO	0.998	NO	bb
2	2 180521M1_7	Standard	0.500	3.85	805.051	14306.076	0.703	0.5	1.6	NO	0.998	NO	bb
3	3 180521M1_8	Standard	1.000	3.85	1482.387	13422.984	1.380	1.1	8.7	NO	0.998	NO	bb
4	4 180521M1_9	Standard	2.000	3.85	2685.938	14210.143	2.363	1.9	-3.6	NO	0.998	NO	bb
5	5 180521M1_10	Standard	5.000	3.85	7371.729	14324.243	6.433	5.4	8.2	NO	0.998	NO	bb
6	6 180521M1_11	Standard	10.000	3.85	11317.141	13367.246	10.583	9.0	-10.4	NO	0.998	NO	bb
7	7 180521M1_12	Standard	50.000	3.85	70867.570	13136.599	67.433	57.6	15.2	NO	0.998	NO	bb
8	8 180521M1_13	Standard	100.000	3.85	113770.820	13244.716	107.374	91.8	-8.2	NO	0.998	NO	bb
9	9 180521M1_14	Standard	250.000	3.85	297452.063	13048.400	284.951	243.7	-2.5	NO	0.998	NO	bb
10	10 180521M1_15	Standard	500.000	3.85	597595.250	12589.411	593.351	507.6	1.5	NO	0.998	NO	bb

Dataset: F:\Projects\PFAS.PRO\Results\180521M1\180521M1-CRV.qld

Last Altered: Monday, May 21, 2018 20:05:13 Pacific Daylight Time

Printed: Monday, May 21, 2018 20:18:51 Pacific Daylight Time

Compound name: L-PFHxS

Correlation coefficient: $r = 0.998641$, $r^2 = 0.997284$

Calibration curve: $1.82155 * x + 0.27967$

Response type: Internal Std (Ref 39), Area * (IS Conc. / IS Area)

Curve type: Linear, Origin: Exclude, Weighting: 1/x, Axis trans: None

	# Name	Type	Std. Conc	RT	Area	IS Area	Response	Conc.	%Dev	Conc. Flag	CoD	CoD Flag	x=excluded
1	1 180521M1_6	Standard	0.250	4.00	54.475	1811.575	0.376	0.1	-78.9	YES	0.997	NO	MMX
2	2 180521M1_7	Standard	0.500	4.00	127.115	1558.323	1.020	0.4	-18.8	NO	0.997	NO	MM
3	3 180521M1_8	Standard	1.000	4.00	230.249	1456.183	1.976	0.9	-6.8	NO	0.997	NO	MM
4	4 180521M1_9	Standard	2.000	4.00	456.415	1466.540	3.890	2.0	-0.9	NO	0.997	NO	MM
5	5 180521M1_10	Standard	5.000	4.00	1227.812	1538.201	9.978	5.3	6.5	NO	0.997	NO	MM
6	6 180521M1_11	Standard	10.000	4.00	2043.914	1248.201	20.469	11.1	10.8	NO	0.997	NO	MM
7	7 180521M1_12	Standard	50.000	4.00	11638.487	1350.205	107.747	59.0	18.0	NO	0.997	NO	MM
8	8 180521M1_13	Standard	100.000	4.00	18889.531	1388.055	170.108	93.2	-6.8	NO	0.997	NO	MM
9	9 180521M1_14	Standard	250.000	4.00	49484.133	1395.287	443.315	243.2	-2.7	NO	0.997	NO	MM
10	10 180521M1_15	Standard	500.000	4.00	94626.336	1289.735	917.110	503.3	0.7	NO	0.997	NO	MM

Compound name: 6:2 FTS

Coefficient of Determination: $R^2 = 0.996584$

Calibration curve: $-0.00454174 * x^2 + 1.24777 * x + -0.0280834$

Response type: Internal Std (Ref 40), Area * (IS Conc. / IS Area)

Curve type: 2nd Order, Origin: Exclude, Weighting: 1/x, Axis trans: None

	# Name	Type	Std. Conc	RT	Area	IS Area	Response	Conc.	%Dev	Conc. Flag	CoD	CoD Flag	x=excluded
1	1 180521M1_6	Standard	0.250	4.31	102.645	4968.220	0.258	0.2	-8.1	NO	0.997	NO	MM
2	2 180521M1_7	Standard	0.500	4.31	252.115	4113.578	0.766	0.6	27.6	NO	0.997	NO	bb
3	3 180521M1_8	Standard	1.000	4.31	342.890	3984.690	1.076	0.9	-11.3	NO	0.997	NO	bb
4	4 180521M1_9	Standard	2.000	4.31	743.190	3809.593	2.439	2.0	-0.4	NO	0.997	NO	bb
5	5 180521M1_10	Standard	5.000	4.31	2169.334	4400.928	6.162	5.1	1.1	NO	0.997	NO	bb
6	6 180521M1_11	Standard	10.000	4.31	3263.548	3886.067	10.498	8.7	-12.9	NO	0.997	NO	bb
7	7 180521M1_12	Standard	50.000	4.31	20020.475	4670.136	53.586	53.3	6.6	NO	0.997	NO	bb
8	8 180521M1_13	Standard	100.000	4.31	31445.986	5027.267	78.189	96.8	-3.2	NO	0.997	NO	bb
9	9 180521M1_14	Standard	250.000	4.31	73443.969	6979.988	131.526			NO	0.997	YES	bbXI
10	10 180521M1_15	Standard	500.000	4.31	130881.180	9345.684	175.056			NO	0.997	NO	bbXI

Dataset: F:\Projects\PFAS.PRO\Results\180521M1\180521M1-CRV.qld

Last Altered: Monday, May 21, 2018 20:05:13 Pacific Daylight Time

Printed: Monday, May 21, 2018 20:18:51 Pacific Daylight Time

Compound name: L-PFOA

Coefficient of Determination: $R^2 = 0.997042$

Calibration curve: $-0.000961425 * x^2 + 1.1142 * x + 0.0454826$

Response type: Internal Std (Ref 41), Area * (IS Conc. / IS Area)

Curve type: 2nd Order, Origin: Exclude, Weighting: 1/x, Axis trans: None

#	Name	Type	Std. Conc	RT	Area	IS Area	Response	Conc.	%Dev	Conc. Flag	CoD	CoD Flag	x=excluded
1	180521M1_6	Standard	0.250	4.37	585.003	24357.836	0.300	0.2	-8.5	NO	0.997	NO	MM
2	180521M1_7	Standard	0.500	4.37	1149.103	23375.172	0.614	0.5	2.2	NO	0.997	NO	MM
3	180521M1_8	Standard	1.000	4.37	1888.616	21390.969	1.104	1.0	-5.0	NO	0.997	NO	bb
4	180521M1_9	Standard	2.000	4.37	3536.585	18640.912	2.372	2.1	4.6	NO	0.997	NO	bb
5	180521M1_10	Standard	5.000	4.37	8563.233	17222.457	6.215	5.6	11.3	NO	0.997	NO	bb
6	180521M1_11	Standard	10.000	4.37	14729.073	18119.973	10.161	9.2	-8.5	NO	0.997	NO	bb
7	180521M1_12	Standard	50.000	4.37	93158.633	19955.680	58.353	54.9	9.9	NO	0.997	NO	bb
8	180521M1_13	Standard	100.000	4.37	147870.891	19335.207	95.597	93.3	-6.7	NO	0.997	NO	bb
9	180521M1_14	Standard	250.000	4.37	330907.188	18798.859	220.031	252.4	1.0	NO	0.997	NO	bb
10	180521M1_15	Standard	500.000	4.37	690482.313	17333.697	497.934			NO	0.997	NO	bbXI

Compound name: PFHpS

Coefficient of Determination: $R^2 = 0.996940$

Calibration curve: $-4.50318e-005 * x^2 + 0.178995 * x + 0.0131168$

Response type: Internal Std (Ref 41), Area * (IS Conc. / IS Area)

Curve type: 2nd Order, Origin: Exclude, Weighting: 1/x, Axis trans: None

#	Name	Type	Std. Conc	RT	Area	IS Area	Response	Conc.	%Dev	Conc. Flag	CoD	CoD Flag	x=excluded
1	180521M1_6	Standard	0.250	4.49	102.869	24357.836	0.053	0.2	-11.3	NO	0.997	NO	bb
2	180521M1_7	Standard	0.500	4.48	183.039	23375.172	0.098	0.5	-5.3	NO	0.997	NO	bb
3	180521M1_8	Standard	1.000	4.49	284.782	21390.969	0.166	0.9	-14.3	NO	0.997	NO	bb
4	180521M1_9	Standard	2.000	4.49	592.067	18640.912	0.397	2.1	7.3	NO	0.997	NO	bb
5	180521M1_10	Standard	5.000	4.48	1547.375	17222.457	1.123	6.2	24.2	NO	0.997	NO	bb
6	180521M1_11	Standard	10.000	4.48	2543.492	18119.973	1.755	9.8	-2.5	NO	0.997	NO	bb
7	180521M1_12	Standard	50.000	4.49	15278.392	19955.680	9.570	54.1	8.3	NO	0.997	NO	bb
8	180521M1_13	Standard	100.000	4.48	25113.156	19335.207	16.235	92.8	-7.2	NO	0.997	NO	bb
9	180521M1_14	Standard	250.000	4.48	63602.344	18798.859	42.291	252.2	0.9	NO	0.997	NO	bb
10	180521M1_15	Standard	500.000	4.48	121235.633	17333.697	87.428	570.1	14.0	NO	0.997	NO	bbX

Dataset: F:\Projects\PFAS.PRO\Results\180521M1\180521M1-CRV.qld

Last Altered: Monday, May 21, 2018 20:05:13 Pacific Daylight Time

Printed: Monday, May 21, 2018 20:18:51 Pacific Daylight Time

Compound name: PFNA

Coefficient of Determination: $R^2 = 0.997235$

Calibration curve: $-0.000416377 * x^2 + 1.14536 * x + 0.0369262$

Response type: Internal Std (Ref 42), Area * (IS Conc. / IS Area)

Curve type: 2nd Order, Origin: Exclude, Weighting: 1/x, Axis trans: None

#	Name	Type	Std. Conc	RT	Area	IS Area	Response	Conc.	%Dev	Conc. Flag	CoD	CoD Flag	x=excluded
1	1 180521M1_6	Standard	0.250	4.81	633.115	26658.807	0.297	0.2	-9.2	NO	0.997	NO	bb
2	2 180521M1_7	Standard	0.500	4.81	1106.412	20855.238	0.663	0.5	9.4	NO	0.997	NO	bb
3	3 180521M1_8	Standard	1.000	4.81	1835.325	20753.885	1.105	0.9	-6.7	NO	0.997	NO	bb
4	4 180521M1_9	Standard	2.000	4.81	4224.923	20965.719	2.519	2.2	8.4	NO	0.997	NO	bb
5	5 180521M1_10	Standard	5.000	4.81	9903.845	22336.814	5.542	4.8	-3.7	NO	0.997	NO	bb
6	6 180521M1_11	Standard	10.000	4.81	16715.979	18781.158	11.125	9.7	-2.8	NO	0.997	NO	bb
7	7 180521M1_12	Standard	50.000	4.81	102855.578	20673.990	62.189	55.4	10.8	NO	0.997	NO	bb
8	8 180521M1_13	Standard	100.000	4.81	154513.922	18727.523	103.133	93.2	-6.8	NO	0.997	NO	bb
9	9 180521M1_14	Standard	250.000	4.81	422146.063	20133.375	262.093	251.9	0.7	NO	0.997	NO	bb
10	10 180521M1_15	Standard	500.000	4.81	888193.063	19392.848	572.500	656.5	31.3	YES	0.997	NO	bbX

Compound name: PFOSA

Correlation coefficient: $r = 0.999147$, $r^2 = 0.998294$

Calibration curve: $0.953085 * x + 0.0995982$

Response type: Internal Std (Ref 43), Area * (IS Conc. / IS Area)

Curve type: Linear, Origin: Exclude, Weighting: 1/x, Axis trans: None

#	Name	Type	Std. Conc	RT	Area	IS Area	Response	Conc.	%Dev	Conc. Flag	CoD	CoD Flag	x=excluded
1	1 180521M1_6	Standard	0.250	4.88	108.760	4532.652	0.300	0.2	-15.9	NO	0.998	NO	bb
2	2 180521M1_7	Standard	0.500	4.88	201.496	3980.913	0.633	0.6	11.9	NO	0.998	NO	bb
3	3 180521M1_8	Standard	1.000	4.88	291.966	3603.345	1.013	1.0	-4.2	NO	0.998	NO	bb
4	4 180521M1_9	Standard	2.000	4.88	553.713	3641.170	1.901	1.9	-5.5	NO	0.998	NO	bb
5	5 180521M1_10	Standard	5.000	4.88	1629.100	3936.973	5.172	5.3	6.5	NO	0.998	NO	bb
6	6 180521M1_11	Standard	10.000	4.88	2615.592	3549.448	9.211	9.6	-4.4	NO	0.998	NO	bb
7	7 180521M1_12	Standard	50.000	4.88	15837.553	3861.321	51.270	53.7	7.4	NO	0.998	NO	bb
8	8 180521M1_13	Standard	100.000	4.88	26639.729	3370.216	98.806	103.6	3.6	NO	0.998	NO	bb
9	9 180521M1_14	Standard	250.000	4.88	66663.477	3352.169	248.583	260.7	4.3	NO	0.998	NO	bb
10	10 180521M1_15	Standard	500.000	4.88	123803.648	3366.028	459.754	482.3	-3.5	NO	0.998	NO	bb

Dataset: F:\Projects\PFAS.PRO\Results\180521M1\180521M1-CRV.qld

Last Altered: Monday, May 21, 2018 20:05:13 Pacific Daylight Time

Printed: Monday, May 21, 2018 20:18:51 Pacific Daylight Time

Compound name: L-PFOS

Coefficient of Determination: $R^2 = 0.998049$

Calibration curve: $-0.000146651 * x^2 + 1.03737 * x + 0.00700688$

Response type: Internal Std (Ref 44), Area * (IS Conc. / IS Area)

Curve type: 2nd Order, Origin: Exclude, Weighting: 1/x, Axis trans: None

	# Name	Type	Std. Conc	RT	Area	IS Area	Response	Conc.	%Dev	Conc. Flag	CoD	CoD Flag	x=excluded
1	1 180521M1_6	Standard	0.250	4.90	115.752	5006.106	0.289	0.3	8.7	NO	0.998	NO	MM
2	2 180521M1_7	Standard	0.500	4.90	201.296	4106.425	0.613	0.6	16.8	NO	0.998	NO	MM
3	3 180521M1_8	Standard	1.000	4.90	265.979	3849.894	0.864	0.8	-17.4	NO	0.998	NO	MM
4	4 180521M1_9	Standard	2.000	4.89	600.121	3779.381	1.985	1.9	-4.6	NO	0.998	NO	MM
5	5 180521M1_10	Standard	5.000	4.90	1751.643	4192.662	5.222	5.0	0.6	NO	0.998	NO	MM
6	6 180521M1_11	Standard	10.000	4.90	2699.677	3490.761	9.667	9.3	-6.8	NO	0.998	NO	MM
7	7 180521M1_12	Standard	50.000	4.90	16362.636	3639.162	56.203	54.6	9.2	NO	0.998	NO	MM
8	8 180521M1_13	Standard	100.000	4.90	27160.725	3656.197	92.859	90.7	-9.3	NO	0.998	NO	MM
9	9 180521M1_14	Standard	250.000	4.89	70382.578	3404.138	258.445	258.6	3.4	NO	0.998	NO	MM
10	10 180521M1_15	Standard	500.000	4.90	131656.766	3433.359	479.329	497.0	-0.6	NO	0.998	NO	MM

Compound name: PFDA

Coefficient of Determination: $R^2 = 0.995181$

Calibration curve: $0.0005789 * x^2 + 0.880578 * x + 0.0783631$

Response type: Internal Std (Ref 45), Area * (IS Conc. / IS Area)

Curve type: 2nd Order, Origin: Exclude, Weighting: 1/x, Axis trans: None

	# Name	Type	Std. Conc	RT	Area	IS Area	Response	Conc.	%Dev	Conc. Flag	CoD	CoD Flag	x=excluded
1	1 180521M1_6	Standard	0.250	5.20	889.071	33003.113	0.337	0.3	17.3	NO	0.995	NO	bb
2	2 180521M1_7	Standard	0.500	5.19	1009.672	27262.254	0.463	0.4	-12.7	NO	0.995	NO	bb
3	3 180521M1_8	Standard	1.000	5.19	1949.346	24801.115	0.982	1.0	2.6	NO	0.995	NO	bb
4	4 180521M1_9	Standard	2.000	5.19	3089.157	24046.496	1.606	1.7	-13.4	NO	0.995	NO	bb
5	5 180521M1_10	Standard	5.000	5.19	11767.137	29474.414	4.990	5.6	11.2	NO	0.995	NO	bb
6	6 180521M1_11	Standard	10.000	5.19	16457.191	26376.262	7.799	8.7	-12.8	NO	0.995	NO	bb
7	7 180521M1_12	Standard	50.000	5.19	107336.711	25446.195	52.727	57.6	15.2	NO	0.995	NO	bb
8	8 180521M1_13	Standard	100.000	5.19	178701.375	26045.725	85.763	91.8	-8.2	NO	0.995	NO	bb
9	9 180521M1_14	Standard	250.000	5.19	466629.250	22584.203	258.272	251.6	0.6	NO	0.995	NO	bb
10	10 180521M1_15	Standard	500.000	5.19	873957.313	24755.375	441.297	397.3	-20.5	NO	0.995	NO	bbX

Dataset: F:\Projects\PFAS.PRO\Results\180521M1\180521M1-CRV.qld

Last Altered: Monday, May 21, 2018 20:05:13 Pacific Daylight Time

Printed: Monday, May 21, 2018 20:18:51 Pacific Daylight Time

Compound name: 8:2 FTS

Coefficient of Determination: R² = 0.999131

Calibration curve: -0.00482106 * x² + 1.3738 * x + -0.00121999

Response type: Internal Std (Ref 46), Area * (IS Conc. / IS Area)

Curve type: 2nd Order, Origin: Exclude, Weighting: 1/x, Axis trans: None

	# Name	Type	Std. Conc	RT	Area	IS Area	Response	Conc.	%Dev	Conc. Flag	CoD	CoD Flag	x=excluded
1	1 180521M1_6	Standard	0.250	5.16	106.333	4419.479	0.301	0.2	-12.0	NO	0.999	NO	bb
2	2 180521M1_7	Standard	0.500	5.16	177.030	3528.315	0.627	0.5	-8.4	NO	0.999	NO	bb
3	3 180521M1_8	Standard	1.000	5.16	431.047	3485.222	1.546	1.1	13.1	NO	0.999	NO	bb
4	4 180521M1_9	Standard	2.000	5.16	803.184	3242.697	3.096	2.3	13.6	NO	0.999	NO	bb
5	5 180521M1_10	Standard	5.000	5.16	1847.468	3627.500	6.366	4.7	-5.7	NO	0.999	NO	bb
6	6 180521M1_11	Standard	10.000	5.16	3562.294	3377.009	13.186	9.9	-0.5	NO	0.999	NO	bb
7	7 180521M1_12	Standard	50.000	5.16	20147.832	4449.262	56.604	50.0	-0.1	NO	0.999	NO	bb
8	8 180521M1_13	Standard	100.000	5.16	31126.650	4361.833	89.202	100.1	0.1	NO	0.999	NO	bb
9	9 180521M1_14	Standard	250.000	5.16	76543.969	6113.925	156.495			NO	0.999	YES	bbXI
10	10 180521M1_15	Standard	500.000	5.16	131873.641	8929.613	184.602			NO	0.999	NO	bbXI

Compound name: PFNS

Coefficient of Determination: R² = 0.997996

Calibration curve: -0.000215194 * x² + 0.91815 * x + -0.0268254

Response type: Internal Std (Ref 44), Area * (IS Conc. / IS Area)

Curve type: 2nd Order, Origin: Exclude, Weighting: 1/x, Axis trans: None

	# Name	Type	Std. Conc	RT	Area	IS Area	Response	Conc.	%Dev	Conc. Flag	CoD	CoD Flag	x=excluded
1	1 180521M1_6	Standard	0.250	5.25	61.551	5006.106	0.154	0.2	-21.4	NO	0.998	NO	bb
2	2 180521M1_7	Standard	0.500	5.25	141.131	4106.425	0.430	0.5	-0.6	NO	0.998	NO	bb
3	3 180521M1_8	Standard	1.000	5.25	320.515	3849.894	1.041	1.2	16.3	NO	0.998	NO	bb
4	4 180521M1_9	Standard	2.000	5.25	640.270	3779.381	2.118	2.3	16.8	NO	0.998	NO	bb
5	5 180521M1_10	Standard	5.000	5.25	1360.674	4192.662	4.057	4.5	-11.0	NO	0.998	NO	bb
6	6 180521M1_11	Standard	10.000	5.25	2449.121	3490.761	8.770	9.6	-4.0	NO	0.998	NO	bb
7	7 180521M1_12	Standard	50.000	5.25	14582.856	3639.162	50.090	55.3	10.6	NO	0.998	NO	bb
8	8 180521M1_13	Standard	100.000	5.25	23949.229	3656.197	81.879	91.2	-8.8	NO	0.998	NO	bb
9	9 180521M1_14	Standard	250.000	5.25	60136.652	3404.138	220.822	255.9	2.4	NO	0.998	NO	bb
10	10 180521M1_15	Standard	500.000	5.25	110954.219	3433.359	403.957	498.2	-0.4	NO	0.998	NO	bb

Dataset: F:\Projects\PFAS.PRO\Results\180521M1\180521M1-CRV.qld

Last Altered: Monday, May 21, 2018 20:05:13 Pacific Daylight Time

Printed: Monday, May 21, 2018 20:18:51 Pacific Daylight Time

Compound name: N-MeFOSAA

Coefficient of Determination: R² = 0.994992

Calibration curve: -0.000445536 * x² + 1.09945 * x + 0.0474225

Response type: Internal Std (Ref 47), Area * (IS Conc. / IS Area)

Curve type: 2nd Order, Origin: Include, Weighting: 1/x, Axis trans: None

#	Name	Type	Std. Conc	RT	Area	IS Area	Response	Conc.	%Dev	Conc. Flag	CoD	CoD Flag	x=excluded
1	1 180521M1_6	Standard	0.250	5.35	271.499	10907.728	0.311	0.2	-4.0	NO	0.995	NO	bb
2	2 180521M1_7	Standard	0.500	5.34	364.789	8613.952	0.529	0.4	-12.3	NO	0.995	NO	bb
3	3 180521M1_8	Standard	1.000	5.34	822.835	8124.892	1.266	1.1	10.9	NO	0.995	NO	bb
4	4 180521M1_9	Standard	2.000	5.34	1636.982	8304.926	2.464	2.2	10.0	NO	0.995	NO	bb
5	5 180521M1_10	Standard	5.000	5.34	4552.190	8782.146	6.479	5.9	17.3	NO	0.995	NO	bb
6	6 180521M1_11	Standard	10.000	5.34	6032.183	7887.230	9.560	8.7	-13.2	NO	0.995	NO	db
7	7 180521M1_12	Standard	50.000	5.34	45179.863	8769.633	64.398	60.0	20.0	NO	0.995	NO	bb
8	8 180521M1_13	Standard	100.000	5.34	60849.926	8129.110	93.568	88.2	-11.8	NO	0.995	NO	db
9	9 180521M1_14	Standard	250.000	5.33	160096.578	8077.398	247.754	250.8	0.3	NO	0.995	NO	db
10	10 180521M1_15	Standard	500.000	5.34	289907.969	8247.182	439.405	501.6	0.3	NO	0.995	NO	db

Compound name: N-EtFOSAA

Coefficient of Determination: R² = 0.995896

Calibration curve: 0.00567304 * x² + 0.843593 * x + 0.0358341

Response type: Internal Std (Ref 48), Area * (IS Conc. / IS Area)

Curve type: 2nd Order, Origin: Include, Weighting: 1/x, Axis trans: None

#	Name	Type	Std. Conc	RT	Area	IS Area	Response	Conc.	%Dev	Conc. Flag	CoD	CoD Flag	x=excluded
1	1 180521M1_6	Standard	0.250	5.50	197.127	10819.543	0.228	0.2	-9.1	NO	0.996	NO	bb
2	2 180521M1_7	Standard	0.500	5.50	315.390	9086.688	0.434	0.5	-5.9	NO	0.996	NO	bb
3	3 180521M1_8	Standard	1.000	5.50	674.564	8558.993	0.985	1.1	11.7	NO	0.996	NO	MM
4	4 180521M1_9	Standard	2.000	5.50	1390.108	8502.252	2.044	2.3	17.2	NO	0.996	NO	bb
5	5 180521M1_10	Standard	5.000	5.50	3891.026	9543.588	5.096	5.8	15.5	NO	0.996	NO	MM
6	6 180521M1_11	Standard	10.000	5.50	5047.659	8062.615	7.826	8.7	-12.8	NO	0.996	NO	db
7	7 180521M1_12	Standard	50.000	5.50	38830.316	8582.107	56.557	50.1	0.2	NO	0.996	NO	bb
8	8 180521M1_13	Standard	100.000	5.50	48329.723	8125.103	74.352	62.1	-37.9	YES	0.996	NO	dbX
9	9 180521M1_14	Standard	250.000	5.50	120251.328	7749.237	193.973	124.9	-50.0	YES	0.996	NO	dbX
10	10 180521M1_15	Standard	500.000	5.50	211107.906	7074.109	373.029	192.6	-61.5	YES	0.996	NO	MMX

Dataset: F:\Projects\PFAS.PRO\Results\180521M1\180521M1-CRV.qld

Last Altered: Monday, May 21, 2018 20:05:13 Pacific Daylight Time

Printed: Monday, May 21, 2018 20:18:51 Pacific Daylight Time

Compound name: PFUdA

Correlation coefficient: $r = 0.998001$, $r^2 = 0.996007$

Calibration curve: $1.03784 * x + 0.163338$

Response type: Internal Std (Ref 49), Area * (IS Conc. / IS Area)

Curve type: Linear, Origin: Exclude, Weighting: 1/x, Axis trans: None

	# Name	Type	Std. Conc	RT	Area	IS Area	Response	Conc.	%Dev	Conc. Flag	CoD	CoD Flag	x=excluded
1	1 180521M1_6	Standard	0.250	5.51	871.230	29545.406	0.369	0.2	-20.9	NO	0.996	NO	bb
2	2 180521M1_7	Standard	0.500	5.52	1455.055	25498.836	0.713	0.5	6.0	NO	0.996	NO	bb
3	3 180521M1_8	Standard	1.000	5.52	1934.265	22396.861	1.080	0.9	-11.7	NO	0.996	NO	bb
4	4 180521M1_9	Standard	2.000	5.51	4515.910	21696.193	2.602	2.3	17.5	NO	0.996	NO	bb
5	5 180521M1_10	Standard	5.000	5.52	10323.152	25318.305	5.097	4.8	-4.9	NO	0.996	NO	bb
6	6 180521M1_11	Standard	10.000	5.52	17420.436	20474.602	10.635	10.1	0.9	NO	0.996	NO	bb
7	7 180521M1_12	Standard	50.000	5.52	105373.180	22292.645	59.085	56.8	13.5	NO	0.996	NO	bb
8	8 180521M1_13	Standard	100.000	5.51	172288.828	19933.432	108.040	103.9	3.9	NO	0.996	NO	bb
9	9 180521M1_14	Standard	250.000	5.51	407328.531	20493.766	248.447	239.2	-4.3	NO	0.996	NO	bb
10	10 180521M1_15	Standard	500.000	5.52	789134.313	17586.979	560.880	540.3	8.1	NO	0.996	NO	MMX

Compound name: PFDS

Coefficient of Determination: $R^2 = 0.997553$

Calibration curve: $4.61829e-005 * x^2 + 0.142346 * x + 0.00393124$

Response type: Internal Std (Ref 49), Area * (IS Conc. / IS Area)

Curve type: 2nd Order, Origin: Exclude, Weighting: 1/x, Axis trans: None

	# Name	Type	Std. Conc	RT	Area	IS Area	Response	Conc.	%Dev	Conc. Flag	CoD	CoD Flag	x=excluded
1	1 180521M1_6	Standard	0.250	5.57	83.811	29545.406	0.035	0.2	-11.4	NO	0.998	NO	bb
2	2 180521M1_7	Standard	0.500	5.56	147.122	25498.836	0.072	0.5	-4.2	NO	0.998	NO	bb
3	3 180521M1_8	Standard	1.000	5.56	224.049	22396.861	0.125	0.9	-14.9	NO	0.998	NO	bb
4	4 180521M1_9	Standard	2.000	5.56	550.493	21696.193	0.317	2.2	9.9	NO	0.998	NO	bb
5	5 180521M1_10	Standard	5.000	5.56	1554.220	25318.305	0.767	5.4	7.1	NO	0.998	NO	bb
6	6 180521M1_11	Standard	10.000	5.56	2404.490	20474.602	1.468	10.3	2.5	NO	0.998	NO	bb
7	7 180521M1_12	Standard	50.000	5.56	14545.135	22292.645	8.156	56.2	12.5	NO	0.998	NO	bb
8	8 180521M1_13	Standard	100.000	5.56	24410.086	19933.432	15.307	104.0	4.0	NO	0.998	NO	bb
9	9 180521M1_14	Standard	250.000	5.56	58498.680	20493.766	35.681	233.0	-6.8	NO	0.998	NO	bb
10	10 180521M1_15	Standard	500.000	5.56	118052.008	17586.979	83.906	506.3	1.3	NO	0.998	NO	bb

Dataset: F:\Projects\PFAS.PRO\Results\180521M1\180521M1-CRV.qld

Last Altered: Monday, May 21, 2018 20:05:13 Pacific Daylight Time

Printed: Monday, May 21, 2018 20:18:51 Pacific Daylight Time

Compound name: PFDoA

Coefficient of Determination: $R^2 = 0.994761$

Calibration curve: $-0.00335924 * x^2 + 1.46244 * x + 0.023519$

Response type: Internal Std (Ref 50), Area * (IS Conc. / IS Area)

Curve type: 2nd Order, Origin: Exclude, Weighting: 1/x, Axis trans: None

#	Name	Type	Std. Conc	RT	Area	IS Area	Response	Conc.	%Dev	Conc. Flag	CoD	CoD Flag	x=excluded
1	1 180521M1_6	Standard	0.250	5.80	783.208	22015.998	0.445	0.3	15.3	NO	0.995	NO	bb
2	2 180521M1_7	Standard	0.500	5.80	1381.648	21249.105	0.813	0.5	8.1	NO	0.995	NO	bb
3	3 180521M1_8	Standard	1.000	5.80	2229.476	20592.781	1.353	0.9	-8.9	NO	0.995	NO	bd
4	4 180521M1_9	Standard	2.000	5.80	3824.741	19402.863	2.464	1.7	-16.2	NO	0.995	NO	bb
5	5 180521M1_10	Standard	5.000	5.80	12867.682	19276.443	8.344	5.8	15.3	NO	0.995	NO	bb
6	6 180521M1_11	Standard	10.000	5.80	16487.012	17389.912	11.851	8.2	-17.6	NO	0.995	NO	bb
7	7 180521M1_12	Standard	50.000	5.80	112538.078	20671.227	68.052	53.0	5.9	NO	0.995	NO	bb
8	8 180521M1_13	Standard	100.000	5.80	166761.984	18741.578	111.225	98.2	-1.8	NO	0.995	NO	bb
9	9 180521M1_14	Standard	250.000	5.80	455806.000	17886.369	318.543			NO	0.995	NO	bbXI
10	10 180521M1_15	Standard	500.000	5.80	918268.625	19534.047	587.608			NO	0.995	NO	MMXI

Compound name: N-MeFOSA

Coefficient of Determination: $R^2 = 0.999136$

Calibration curve: $-4.2736e-005 * x^2 + 0.932793 * x + 0.306297$

Response type: Internal Std (Ref 51), Area * (IS Conc. / IS Area)

Curve type: 2nd Order, Origin: Include, Weighting: 1/x, Axis trans: None

#	Name	Type	Std. Conc	RT	Area	IS Area	Response	Conc.	%Dev	Conc. Flag	CoD	CoD Flag	x=excluded
1	1 180521M1_6	Standard	1.250	5.93	221.652	24709.453	1.346	1.1	-10.9	NO	0.999	NO	bb
2	2 180521M1_7	Standard	2.500	5.93	421.940	20981.852	3.016	2.9	16.2	NO	0.999	NO	bb
3	3 180521M1_8	Standard	5.000	5.93	665.733	19791.645	5.046	5.1	1.6	NO	0.999	NO	bb
4	4 180521M1_9	Standard	10.000	5.93	1319.617	19060.836	10.385	10.8	8.1	NO	0.999	NO	bb
5	5 180521M1_10	Standard	25.000	5.93	3459.783	20508.346	25.305	26.8	7.3	NO	0.999	NO	bb
6	6 180521M1_11	Standard	50.000	5.93	5755.304	18391.854	46.939	50.1	0.2	NO	0.999	NO	bb
7	7 180521M1_12	Standard	250.000	5.93	32963.117	19706.994	250.899	272.0	8.8	NO	0.999	NO	bb
8	8 180521M1_13	Standard	500.000	5.93	56723.613	19567.162	434.838	476.2	-4.8	NO	0.999	NO	bb
9	9 180521M1_14	Standard	1250.000	5.93	142307.500	19555.596	1091.561	1240.4	-0.8	NO	0.999	NO	bb
10	10 180521M1_15	Standard	2500.000	5.93	280357.844	20302.293	2071.376	2508.6	0.3	NO	0.999	NO	bb

Dataset: F:\Projects\PFAS.PRO\Results\180521M1\180521M1-CRV.qld

Last Altered: Monday, May 21, 2018 20:05:13 Pacific Daylight Time

Printed: Monday, May 21, 2018 20:18:51 Pacific Daylight Time

Compound name: PFTrDA

Coefficient of Determination: $R^2 = 0.998734$

Calibration curve: $-0.00143012 * x^2 + 1.29685 * x + -0.0486044$

Response type: Internal Std (Ref 50), Area * (IS Conc. / IS Area)

Curve type: 2nd Order, Origin: Exclude, Weighting: 1/x, Axis trans: None

#	Name	Type	Std. Conc	RT	Area	IS Area	Response	Conc.	%Dev	Conc. Flag	CoD	CoD Flag	x=excluded
1	1 180521M1_6	Standard	0.250	6.05	830.552	22015.998	0.472	0.4	60.5	YES	0.999	NO	bbX
2	2 180521M1_7	Standard	0.500	6.04	1203.369	21249.105	0.708	0.6	16.7	NO	0.999	NO	bb
3	3 180521M1_8	Standard	1.000	6.05	1496.046	20592.781	0.908	0.7	-26.2	NO	0.999	NO	bb
4	4 180521M1_9	Standard	2.000	6.04	4031.386	19402.863	2.597	2.0	2.2	NO	0.999	NO	bb
5	5 180521M1_10	Standard	5.000	6.05	10074.504	19276.443	6.533	5.1	2.1	NO	0.999	NO	bb
6	6 180521M1_11	Standard	10.000	6.04	19032.199	17389.912	13.680	10.7	7.1	NO	0.999	NO	bb
7	7 180521M1_12	Standard	50.000	6.05	98694.266	20671.227	59.681	48.7	-2.7	NO	0.999	NO	bb
8	8 180521M1_13	Standard	100.000	6.04	173934.875	18741.578	116.009	100.7	0.7	NO	0.999	NO	db
9	9 180521M1_14	Standard	250.000	6.04	403195.219	17886.369	281.775	361.1	44.5	YES	0.999	NO	dbX
10	10 180521M1_15	Standard	500.000	6.04	853753.813	19534.047	546.324			NO	0.999	NO	dbXI

Compound name: PFTeDA

Coefficient of Determination: $R^2 = 0.998521$

Calibration curve: $-0.000685279 * x^2 + 1.87959 * x + 0.167883$

Response type: Internal Std (Ref 52), Area * (IS Conc. / IS Area)

Curve type: 2nd Order, Origin: Exclude, Weighting: 1/x, Axis trans: None

#	Name	Type	Std. Conc	RT	Area	IS Area	Response	Conc.	%Dev	Conc. Flag	CoD	CoD Flag	x=excluded
1	1 180521M1_6	Standard	0.250	6.26	749.145	16913.910	0.554	0.2	-17.9	NO	0.999	NO	bb
2	2 180521M1_7	Standard	0.500	6.26	1128.555	12355.409	1.142	0.5	3.6	NO	0.999	NO	bb
3	3 180521M1_8	Standard	1.000	6.26	1994.562	12011.565	2.076	1.0	1.5	NO	0.999	NO	bb
4	4 180521M1_9	Standard	2.000	6.26	3778.913	10909.360	4.330	2.2	10.8	NO	0.999	NO	bb
5	5 180521M1_10	Standard	5.000	6.26	10750.762	12732.184	10.555	5.5	10.7	NO	0.999	NO	bb
6	6 180521M1_11	Standard	10.000	6.26	15807.991	11274.998	17.525	9.3	-7.3	NO	0.999	NO	bb
7	7 180521M1_12	Standard	50.000	6.26	96435.797	12695.563	94.950	51.4	2.8	NO	0.999	NO	bb
8	8 180521M1_13	Standard	100.000	6.26	156259.844	11631.368	167.929	92.4	-7.6	NO	0.999	NO	bb
9	9 180521M1_14	Standard	250.000	6.26	409416.563	11526.709	443.987	261.0	4.4	NO	0.999	NO	bb
10	10 180521M1_15	Standard	500.000	6.26	730342.875	11969.651	762.703	495.0	-1.0	NO	0.999	NO	bb

Dataset: F:\Projects\PFAS.PRO\Results\180521M1\180521M1-CRV.qld

Last Altered: Monday, May 21, 2018 20:05:13 Pacific Daylight Time
 Printed: Monday, May 21, 2018 20:18:51 Pacific Daylight Time

Compound name: N-EtFOSA

Coefficient of Determination: R² = 0.999529

Calibration curve: $-2.81886e-005 * x^2 + 0.899336 * x + 0.074709$

Response type: Internal Std (Ref 53), Area * (IS Conc. / IS Area)

Curve type: 2nd Order, Origin: Exclude, Weighting: 1/x, Axis trans: None

#	Name	Type	Std. Conc	RT	Area	IS Area	Response	Conc.	%Dev	Conc. Flag	CoD	CoD Flag	x=excluded
1	1 180521M1_6	Standard	1.250	6.32	220.261	32909.969	1.004	1.0	-17.3	NO	1.000	NO	bb
2	2 180521M1_7	Standard	2.500	6.31	415.366	28355.115	2.197	2.4	-5.6	NO	1.000	NO	bb
3	3 180521M1_8	Standard	5.000	6.31	829.003	26445.146	4.702	5.1	2.9	NO	1.000	NO	bb
4	4 180521M1_9	Standard	10.000	6.31	1705.295	25307.102	10.108	11.2	11.6	NO	1.000	NO	bb
5	5 180521M1_10	Standard	25.000	6.31	4279.625	26423.031	24.295	27.0	7.8	NO	1.000	NO	bb
6	6 180521M1_11	Standard	50.000	6.31	7067.610	24195.303	43.816	48.7	-2.6	NO	1.000	NO	bb
7	7 180521M1_12	Standard	250.000	6.31	41280.469	26043.959	237.755	266.5	6.6	NO	1.000	NO	bb
8	8 180521M1_13	Standard	500.000	6.31	70420.383	24541.184	430.422	485.9	-2.8	NO	1.000	NO	bb
9	9 180521M1_14	Standard	1250.000	6.31	173084.797	24249.783	1070.637	1238.5	-0.9	NO	1.000	NO	bb
10	10 180521M1_15	Standard	2500.000	6.31	330693.500	23870.883	2078.014	2507.6	0.3	NO	1.000	NO	bb

Compound name: PFHxDA

Coefficient of Determination: R² = 0.998963

Calibration curve: $-0.000383496 * x^2 + 0.668512 * x + 0.129599$

Response type: Internal Std (Ref 54), Area * (IS Conc. / IS Area)

Curve type: 2nd Order, Origin: Exclude, Weighting: 1/x, Axis trans: None

#	Name	Type	Std. Conc	RT	Area	IS Area	Response	Conc.	%Dev	Conc. Flag	CoD	CoD Flag	x=excluded
1	1 180521M1_6	Standard	0.250	6.58	686.319	11917.383	0.288	0.2	-5.2	NO	0.999	NO	bb
2	2 180521M1_7	Standard	0.500	6.58	883.703	10444.274	0.423	0.4	-12.2	NO	0.999	NO	bb
3	3 180521M1_8	Standard	1.000	6.58	1714.226	9560.382	0.897	1.1	14.8	NO	0.999	NO	bb
4	4 180521M1_9	Standard	2.000	6.58	2893.224	10311.791	1.403	1.9	-4.7	NO	0.999	NO	bb
5	5 180521M1_10	Standard	5.000	6.57	6999.607	10014.167	3.495	5.0	1.0	NO	0.999	NO	bb
6	6 180521M1_11	Standard	10.000	6.57	13047.997	9574.778	6.814	10.1	0.6	NO	0.999	NO	bb
7	7 180521M1_12	Standard	50.000	6.57	74531.750	10543.271	35.346	54.4	8.7	NO	0.999	NO	bb
8	8 180521M1_13	Standard	100.000	6.57	120985.094	9602.319	62.998	99.8	-0.2	NO	0.999	NO	bb
9	9 180521M1_14	Standard	250.000	6.57	286499.531	10345.514	138.466	240.0	-4.0	NO	0.999	NO	bb
10	10 180521M1_15	Standard	500.000	6.57	557467.625	11581.247	240.677	507.7	1.5	NO	0.999	NO	bb

Dataset: F:\Projects\PFAS.PRO\Results\180521M1\180521M1-CRV.qld

Last Altered: Monday, May 21, 2018 20:05:13 Pacific Daylight Time
 Printed: Monday, May 21, 2018 20:18:51 Pacific Daylight Time

Compound name: PFODA

Coefficient of Determination: $R^2 = 0.999244$

Calibration curve: $-0.000565258 * x^2 + 1.11529 * x + 0.055415$

Response type: Internal Std (Ref 54), Area * (IS Conc. / IS Area)

Curve type: 2nd Order, Origin: Include, Weighting: 1/x, Axis trans: None

	# Name	Type	Std. Conc	RT	Area	IS Area	Response	Conc.	%Dev	Conc. Flag	CoD	CoD Flag	x=excluded
1	1 180521M1_6	Standard	0.250	6.81	769.678	11917.383	0.323	0.2	-4.0	NO	0.999	NO	MM
2	2 180521M1_7	Standard	0.500	6.81	1363.067	10444.274	0.653	0.5	7.1	NO	0.999	NO	bb
3	3 180521M1_8	Standard	1.000	6.81	2436.409	9560.382	1.274	1.1	9.3	NO	0.999	NO	MM
4	4 180521M1_9	Standard	2.000	6.81	4634.063	10311.791	2.247	2.0	-1.7	NO	0.999	NO	MM
5	5 180521M1_10	Standard	5.000	6.81	12067.398	10014.167	6.025	5.4	7.3	NO	0.999	NO	bb
6	6 180521M1_11	Standard	10.000	6.81	20744.504	9574.778	10.833	9.7	-2.9	NO	0.999	NO	bb
7	7 180521M1_12	Standard	50.000	6.81	122008.070	10543.271	57.861	53.3	6.5	NO	0.999	NO	bb
8	8 180521M1_13	Standard	100.000	6.81	204892.297	9602.319	106.689	100.8	0.8	NO	0.999	NO	bb
9	9 180521M1_14	Standard	250.000	6.81	487790.563	10345.514	235.750	240.7	-3.7	NO	0.999	NO	bd
10	10 180521M1_15	Standard	500.000	6.81	972345.563	11581.247	419.793	506.2	1.2	NO	0.999	NO	MM

Compound name: N-MeFOSE

Correlation coefficient: $r = 0.999482$, $r^2 = 0.998965$

Calibration curve: $0.884633 * x + 0.349156$

Response type: Internal Std (Ref 55), Area * (IS Conc. / IS Area)

Curve type: Linear, Origin: Exclude, Weighting: 1/x, Axis trans: None

	# Name	Type	Std. Conc	RT	Area	IS Area	Response	Conc.	%Dev	Conc. Flag	CoD	CoD Flag	x=excluded
1	1 180521M1_6	Standard	1.250	6.43	161.965	17583.395	1.382	1.2	-6.6	NO	0.999	NO	MM
2	2 180521M1_7	Standard	2.500	6.43	231.465	14968.983	2.319	2.2	-10.9	NO	0.999	NO	bb
3	3 180521M1_8	Standard	5.000	6.43	438.013	13709.402	4.792	5.0	0.5	NO	0.999	NO	MM
4	4 180521M1_9	Standard	10.000	6.43	865.830	13195.631	9.842	10.7	7.3	NO	0.999	NO	MM
5	5 180521M1_10	Standard	25.000	6.43	2211.391	14056.225	23.599	26.3	5.1	NO	0.999	NO	MM
6	6 180521M1_11	Standard	50.000	6.43	3769.879	13635.146	41.472	46.5	-7.0	NO	0.999	NO	MM
7	7 180521M1_12	Standard	250.000	6.43	23507.885	14225.879	247.871	279.8	11.9	NO	0.999	NO	MM
8	8 180521M1_13	Standard	500.000	6.43	40252.949	13348.539	452.330	510.9	2.2	NO	0.999	NO	MM
9	9 180521M1_14	Standard	1250.000	6.43	109342.469	15092.961	1086.690	1228.0	-1.8	NO	0.999	NO	MM
10	10 180521M1_15	Standard	2500.000	6.43	215094.016	14685.682	2196.977	2483.1	-0.7	NO	0.999	NO	MM

Dataset: F:\Projects\PFAS.PRO\Results\180521M1\180521M1-CRV.qld

Last Altered: Monday, May 21, 2018 20:05:13 Pacific Daylight Time

Printed: Monday, May 21, 2018 20:18:51 Pacific Daylight Time

Compound name: N-EtFOSE

Correlation coefficient: $r = 0.998917$, $r^2 = 0.997835$

Calibration curve: $0.964763 * x + 0.468684$

Response type: Internal Std (Ref 56), Area * (IS Conc. / IS Area)

Curve type: Linear, Origin: Exclude, Weighting: 1/x, Axis trans: None

	# Name	Type	Std. Conc	RT	Area	IS Area	Response	Conc.	%Dev	Conc. Flag	CoD	CoD Flag	x=excluded
1	1 180521M1_6	Standard	1.250	6.58	169.827	18743.156	1.359	0.9	-26.2	NO	0.998	NO	bb
2	2 180521M1_7	Standard	2.500	6.57	286.562	15091.463	2.848	2.5	-1.3	NO	0.998	NO	bb
3	3 180521M1_8	Standard	5.000	6.58	508.175	13716.197	5.557	5.3	5.5	NO	0.998	NO	bb
4	4 180521M1_9	Standard	10.000	6.58	1004.468	14074.775	10.705	10.6	6.1	NO	0.998	NO	bb
5	5 180521M1_10	Standard	25.000	6.58	2645.555	15000.144	26.455	26.9	7.7	NO	0.998	NO	bb
6	6 180521M1_11	Standard	50.000	6.57	4233.479	13783.504	46.071	47.3	-5.5	NO	0.998	NO	bb
7	7 180521M1_12	Standard	250.000	6.58	26808.838	14641.668	274.649	284.2	13.7	NO	0.998	NO	bb
8	8 180521M1_13	Standard	500.000	6.58	45874.656	14382.538	478.441	495.4	-0.9	NO	0.998	NO	bb
9	9 180521M1_14	Standard	1250.000	6.57	116655.516	13935.225	1255.690	1301.1	4.1	NO	0.998	NO	bb
10	10 180521M1_15	Standard	2500.000	6.57	243132.094	15620.177	2334.789	2419.6	-3.2	NO	0.998	NO	MM

Compound name: 13C3-PFBA

Response Factor: 0.874421

RRF SD: 0.0169779, Relative SD: 1.94162

Response type: Internal Std (Ref 57), Area * (IS Conc. / IS Area)

Curve type: RF

	# Name	Type	Std. Conc	RT	Area	IS Area	Response	Conc.	%Dev	Conc. Flag	CoD	CoD Flag	x=excluded
1	1 180521M1_6	Standard	12.500	1.48	12153.674	13849.317	10.970	12.5	0.4	NO		NO	bb
2	2 180521M1_7	Standard	12.500	1.48	10358.145	12241.498	10.577	12.1	-3.2	NO		NO	bb
3	3 180521M1_8	Standard	12.500	1.48	9609.909	10644.222	11.285	12.9	3.2	NO		NO	MM
4	4 180521M1_9	Standard	12.500	1.48	9248.164	10405.466	11.11C	12.7	1.6	NO		NO	MM
5	5 180521M1_10	Standard	12.500	1.48	9917.895	11504.014	10.777	12.3	-1.4	NO		NO	bb
6	6 180521M1_11	Standard	12.500	1.48	8723.736	10127.178	10.768	12.3	-1.5	NO		NO	bb
7	7 180521M1_12	Standard	12.500	1.48	9615.331	10803.771	11.125	12.7	1.8	NO		NO	bb
8	8 180521M1_13	Standard	12.500	1.48	9081.573	10459.059	10.854	12.4	-0.7	NO		NO	bb
9	9 180521M1_14	Standard	12.500	1.48	9163.284	10601.880	10.804	12.4	-1.2	NO		NO	bb
10	10 180521M1_15	Standard	12.500	1.48	9480.980	10740.347	11.034	12.6	1.0	NO		NO	bb

Dataset: F:\Projects\PFAS.PRO\Results\180521M1\180521M1-CRV.qld

Last Altered: Monday, May 21, 2018 20:05:13 Pacific Daylight Time
 Printed: Monday, May 21, 2018 20:18:51 Pacific Daylight Time

Compound name: 13C3-PFPeA

Response Factor: 0.838241

RRF SD: 0.0246627, Relative SD: 2.94219

Response type: Internal Std (Ref 58), Area * (IS Conc. / IS Area)

Curve type: RF

#	Name	Type	Std. Conc	RT	Area	IS Area	Response	Conc.	%Dev	Conc. Flag	CoD	CoD Flag	x=excluded
1	180521M1_6	Standard	12.500	2.44	17414.594	20520.676	10.608	12.7	1.2	NO		NO	bb
2	180521M1_7	Standard	12.500	2.45	14885.216	18092.563	10.284	12.3	-1.9	NO		NO	MM
3	180521M1_8	Standard	12.500	2.45	13585.179	16303.869	10.416	12.4	-0.6	NO		NO	bb
4	180521M1_9	Standard	12.500	2.44	13149.488	15200.057	10.814	12.9	3.2	NO		NO	bb
5	180521M1_10	Standard	12.500	2.44	14252.499	16794.057	10.608	12.7	1.2	NO		NO	bb
6	180521M1_11	Standard	12.500	2.44	12891.111	14887.129	10.824	12.9	3.3	NO		NO	bb
7	180521M1_12	Standard	12.500	2.44	13464.863	15988.046	10.527	12.6	0.5	NO		NO	bb
8	180521M1_13	Standard	12.500	2.44	12647.381	14744.868	10.722	12.8	2.3	NO		NO	bb
9	180521M1_14	Standard	12.500	2.44	12697.761	15797.735	10.047	12.0	-4.1	NO		NO	bb
10	180521M1_15	Standard	12.500	2.44	12568.381	15820.813	9.930	11.8	-5.2	NO		NO	bb

Compound name: 13C3-PFBS

Response Factor: 0.10692

RRF SD: 0.00620338, Relative SD: 5.80187

Response type: Internal Std (Ref 58), Area * (IS Conc. / IS Area)

Curve type: RF

#	Name	Type	Std. Conc	RT	Area	IS Area	Response	Conc.	%Dev	Conc. Flag	CoD	CoD Flag	x=excluded
1	180521M1_6	Standard	12.500	2.73	2257.932	20520.676	1.375	12.9	2.9	NO		NO	bb
2	180521M1_7	Standard	12.500	2.72	1935.829	18092.563	1.337	12.5	0.1	NO		NO	bb
3	180521M1_8	Standard	12.500	2.73	1678.689	16303.869	1.287	12.0	-3.7	NO		NO	bb
4	180521M1_9	Standard	12.500	2.72	1722.378	15200.057	1.416	13.2	6.0	NO		NO	bb
5	180521M1_10	Standard	12.500	2.73	1864.447	16794.057	1.388	13.0	3.8	NO		NO	bb
6	180521M1_11	Standard	12.500	2.72	1640.274	14887.129	1.377	12.9	3.0	NO		NO	bb
7	180521M1_12	Standard	12.500	2.72	1774.233	15988.046	1.387	13.0	3.8	NO		NO	bb
8	180521M1_13	Standard	12.500	2.72	1631.590	14744.868	1.383	12.9	3.5	NO		NO	bb
9	180521M1_14	Standard	12.500	2.72	1496.205	15797.735	1.184	11.1	-11.4	NO		NO	bb
10	180521M1_15	Standard	12.500	2.72	1556.182	15820.813	1.230	11.5	-8.0	NO		NO	bb

Dataset: F:\Projects\PFAS.PRO\Results\180521M1\180521M1-CRV.qld

Last Altered: Monday, May 21, 2018 20:05:13 Pacific Daylight Time
 Printed: Monday, May 21, 2018 20:18:51 Pacific Daylight Time

Compound name: 13C2-PFHxA

Response Factor: 0.740393

RRF SD: 0.0273423, Relative SD: 3.69295

Response type: Internal Std (Ref 58), Area * (IS Conc. / IS Area)

Curve type: RF

#	Name	Type	Std. Conc	RT	Area	IS Area	Response	Conc.	%Dev	Conc. Flag	CoD	CoD Flag	x=excluded
1	1 180521M1_6	Standard	5.000	3.22	5920.058	20520.676	3.606	4.9	-2.6	NO		NO	bb
2	2 180521M1_7	Standard	5.000	3.22	5120.335	18092.563	3.538	4.8	-4.4	NO		NO	bb
3	3 180521M1_8	Standard	5.000	3.22	4696.940	16303.869	3.601	4.9	-2.7	NO		NO	bb
4	4 180521M1_9	Standard	5.000	3.22	4784.508	15200.057	3.935	5.3	6.3	NO		NO	bb
5	5 180521M1_10	Standard	5.000	3.22	5156.834	16794.057	3.838	5.2	3.7	NO		NO	bb
6	6 180521M1_11	Standard	5.000	3.22	4385.316	14887.129	3.682	5.0	-0.5	NO		NO	bb
7	7 180521M1_12	Standard	5.000	3.22	4974.411	15988.046	3.889	5.3	5.1	NO		NO	bb
8	8 180521M1_13	Standard	5.000	3.22	4312.662	14744.868	3.656	4.9	-1.2	NO		NO	bb
9	9 180521M1_14	Standard	5.000	3.22	4546.183	15797.735	3.597	4.9	-2.8	NO		NO	bb
10	10 180521M1_15	Standard	5.000	3.22	4654.272	15820.813	3.677	5.0	-0.7	NO		NO	bb

Compound name: 13C4-PFHpA

Response Factor: 0.848842

RRF SD: 0.04759, Relative SD: 5.60647

Response type: Internal Std (Ref 58), Area * (IS Conc. / IS Area)

Curve type: RF

#	Name	Type	Std. Conc	RT	Area	IS Area	Response	Conc.	%Dev	Conc. Flag	CoD	CoD Flag	x=excluded
1	1 180521M1_6	Standard	12.500	3.85	17382.188	20520.676	10.588	12.5	-0.2	NO		NO	bb
2	2 180521M1_7	Standard	12.500	3.85	14306.076	18092.563	9.884	11.6	-6.8	NO		NO	bb
3	3 180521M1_8	Standard	12.500	3.85	13422.984	16303.869	10.291	12.1	-3.0	NO		NO	bb
4	4 180521M1_9	Standard	12.500	3.85	14210.143	15200.057	11.686	13.8	10.1	NO		NO	bb
5	5 180521M1_10	Standard	12.500	3.85	14324.243	16794.057	10.662	12.6	0.5	NO		NO	bb
6	6 180521M1_11	Standard	12.500	3.85	13367.246	14887.129	11.224	13.2	5.8	NO		NO	bb
7	7 180521M1_12	Standard	12.500	3.85	13136.599	15988.046	10.271	12.1	-3.2	NO		NO	bb
8	8 180521M1_13	Standard	12.500	3.85	13244.716	14744.868	11.228	13.2	5.8	NO		NO	bb
9	9 180521M1_14	Standard	12.500	3.85	13048.400	15797.735	10.325	12.2	-2.7	NO		NO	bb
10	10 180521M1_15	Standard	12.500	3.85	12589.411	15820.813	9.947	11.7	-6.3	NO		NO	bb

Dataset: F:\Projects\PFAS.PRO\Results\180521M1\180521M1-CRV.qld

Last Altered: Monday, May 21, 2018 20:05:13 Pacific Daylight Time

Printed: Monday, May 21, 2018 20:18:51 Pacific Daylight Time

Compound name: 18O2-PFHxS

Response Factor: 0.432768

RRF SD: 0.0178744, Relative SD: 4.13024

Response type: Internal Std (Ref 59), Area * (IS Conc. / IS Area)

Curve type: RF

#	Name	Type	Std. Conc	RT	Area	IS Area	Response	Conc.	%Dev	Conc. Flag	CoD	CoD Flag	x=excluded
1	180521M1_6	Standard	12.500	4.00	1811.575	4153.195	5.452	12.6	0.8	NO		NO	bb
2	180521M1_7	Standard	12.500	4.00	1558.323	3558.958	5.473	12.6	1.2	NO		NO	bb
3	180521M1_8	Standard	12.500	4.00	1456.183	3380.672	5.384	12.4	-0.5	NO		NO	bb
4	180521M1_9	Standard	12.500	4.00	1466.540	3350.309	5.472	12.6	1.1	NO		NO	bb
5	180521M1_10	Standard	12.500	4.00	1538.201	3481.618	5.523	12.8	2.1	NO		NO	bb
6	180521M1_11	Standard	12.500	4.00	1248.201	3062.083	5.095	11.8	-5.8	NO		NO	bb
7	180521M1_12	Standard	12.500	4.00	1350.205	3399.879	4.964	11.5	-8.2	NO		NO	bb
8	180521M1_13	Standard	12.500	4.00	1388.055	3027.066	5.732	13.2	6.0	NO		NO	bb
9	180521M1_14	Standard	12.500	4.00	1395.287	3133.328	5.566	12.9	2.9	NO		NO	bb
10	180521M1_15	Standard	12.500	4.00	1289.735	2966.702	5.434	12.6	0.5	NO		NO	bb

Compound name: 13C2-6:2 FTS

Response Factor: 0.233556

RRF SD: 0.0281498, Relative SD: 12.0527

Response type: Internal Std (Ref 60), Area * (IS Conc. / IS Area)

Curve type: RF

#	Name	Type	Std. Conc	RT	Area	IS Area	Response	Conc.	%Dev	Conc. Flag	CoD	CoD Flag	x=excluded
1	180521M1_6	Standard	12.500	4.31	4968.220	24734.416	2.511	10.8	-14.0	NO		NO	bb
2	180521M1_7	Standard	12.500	4.31	4113.578	19870.195	2.588	11.1	-11.4	NO		NO	bb
3	180521M1_8	Standard	12.500	4.31	3984.690	16605.119	3.000	12.8	2.7	NO		NO	bb
4	180521M1_9	Standard	12.500	4.31	3809.593	18634.146	2.556	10.9	-12.5	NO		NO	bb
5	180521M1_10	Standard	12.500	4.31	4400.928	18769.070	2.931	12.5	0.4	NO		NO	bb
6	180521M1_11	Standard	12.500	4.31	3886.067	15982.274	3.039	13.0	4.1	NO		NO	bb
7	180521M1_12	Standard	12.500	4.31	4670.136	18083.139	3.228	13.8	10.6	NO		NO	bb
8	180521M1_13	Standard	12.500	4.31	5027.267	17937.275	3.503	15.0	20.0	NO		NO	bb
9	180521M1_14	Standard	12.500	4.31	6979.988	17850.682	4.888	20.9	67.4	NO		NO	bbX
10	180521M1_15	Standard	12.500	4.31	9345.684	17030.092	6.860	29.4	135.0	NO		NO	bbX

Dataset: F:\Projects\PFAS.PRO\Results\180521M1\180521M1-CRV.qld

Last Altered: Monday, May 21, 2018 20:05:13 Pacific Daylight Time

Printed: Monday, May 21, 2018 20:18:51 Pacific Daylight Time

Compound name: 13C2-PFOA

Response Factor: 1.07535

RRF SD: 0.106589, Relative SD: 9.91197

Response type: Internal Std (Ref 60), Area * (IS Conc. / IS Area)

Curve type: RF

#	Name	Type	Std. Conc	RT	Area	IS Area	Response	Conc.	%Dev	Conc. Flag	CoD	CoD Flag	x=excluded
1	1 180521M1_6	Standard	12.500	4.37	24357.836	24734.416	12.310	11.4	-8.4	NO		NO	bb
2	2 180521M1_7	Standard	12.500	4.37	23375.172	19870.195	14.705	13.7	9.4	NO		NO	bb
3	3 180521M1_8	Standard	12.500	4.37	21390.969	16605.119	16.103	15.0	19.8	NO		NO	bb
4	4 180521M1_9	Standard	12.500	4.37	18640.912	18634.146	12.505	11.6	-7.0	NO		NO	bb
5	5 180521M1_10	Standard	12.500	4.37	17222.457	18769.070	11.470	10.7	-14.7	NO		NO	bb
6	6 180521M1_11	Standard	12.500	4.37	18119.973	15982.274	14.172	13.2	5.4	NO		NO	bb
7	7 180521M1_12	Standard	12.500	4.37	19955.680	18083.139	13.794	12.8	2.6	NO		NO	bb
8	8 180521M1_13	Standard	12.500	4.37	19335.207	17937.275	13.474	12.5	0.2	NO		NO	bb
9	9 180521M1_14	Standard	12.500	4.37	18798.859	17850.682	13.164	12.2	-2.1	NO		NO	bb
10	10 180521M1_15	Standard	12.500	4.37	17333.697	17030.092	12.723	11.8	-5.3	NO		NO	bb

Compound name: 13C5-PFNA

Response Factor: 0.970366

RRF SD: 0.0687181, Relative SD: 7.08166

Response type: Internal Std (Ref 61), Area * (IS Conc. / IS Area)

Curve type: RF

#	Name	Type	Std. Conc	RT	Area	IS Area	Response	Conc.	%Dev	Conc. Flag	CoD	CoD Flag	x=excluded
1	1 180521M1_6	Standard	12.500	4.81	26658.807	24735.418	13.472	13.9	11.1	NO		NO	bb
2	2 180521M1_7	Standard	12.500	4.81	20855.238	22511.590	11.580	11.9	-4.5	NO		NO	bb
3	3 180521M1_8	Standard	12.500	4.81	20753.885	24060.242	10.782	11.1	-11.1	NO		NO	bb
4	4 180521M1_9	Standard	12.500	4.81	20965.719	19443.412	13.479	13.9	11.1	NO		NO	bb
5	5 180521M1_10	Standard	12.500	4.81	22336.814	23923.160	11.671	12.0	-3.8	NO		NO	bb
6	6 180521M1_11	Standard	12.500	4.81	18781.158	18500.115	12.690	13.1	4.6	NO		NO	bb
7	7 180521M1_12	Standard	12.500	4.81	20673.990	21890.354	11.805	12.2	-2.7	NO		NO	bb
8	8 180521M1_13	Standard	12.500	4.81	18727.523	20016.113	11.695	12.1	-3.6	NO		NO	bb
9	9 180521M1_14	Standard	12.500	4.81	20133.375	21205.443	11.868	12.2	-2.2	NO		NO	bb
10	10 180521M1_15	Standard	12.500	4.81	19392.848	19784.020	12.253	12.6	1.0	NO		NO	bb

Dataset: F:\Projects\PFAS.PRO\Results\180521M1\180521M1-CRV.qld

Last Altered: Monday, May 21, 2018 20:05:13 Pacific Daylight Time
 Printed: Monday, May 21, 2018 20:18:51 Pacific Daylight Time

Compound name: 13C8-PFOA

Response Factor: 0.151293

RRF SD: 0.0102796, Relative SD: 6.79449

Response type: Internal Std (Ref 64), Area * (IS Conc. / IS Area)

Curve type: RF

#	Name	Type	Std. Conc	RT	Area	IS Area	Response	Conc.	%Dev	Conc. Flag	CoD	CoD Flag	x=excluded
1	1 180521M1_6	Standard	12.500	4.88	4532.652	27901.727	2.031	13.4	7.4	NO		NO	bb
2	2 180521M1_7	Standard	12.500	4.88	3980.913	25359.908	1.962	13.0	3.8	NO		NO	bb
3	3 180521M1_8	Standard	12.500	4.88	3603.345	26818.578	1.680	11.1	-11.2	NO		NO	bb
4	4 180521M1_9	Standard	12.500	4.88	3641.170	21484.934	2.118	14.0	12.0	NO		NO	bb
5	5 180521M1_10	Standard	12.500	4.88	3936.973	26567.656	1.852	12.2	-2.1	NO		NO	bb
6	6 180521M1_11	Standard	12.500	4.88	3549.448	24424.977	1.817	12.0	-3.9	NO		NO	bb
7	7 180521M1_12	Standard	12.500	4.88	3861.321	25986.074	1.857	12.3	-1.8	NO		NO	bb
8	8 180521M1_13	Standard	12.500	4.88	3370.216	23908.994	1.762	11.6	-6.8	NO		NO	bb
9	9 180521M1_14	Standard	12.500	4.87	3352.169	22180.725	1.889	12.5	-0.1	NO		NO	bb
10	10 180521M1_15	Standard	12.500	4.88	3366.028	21649.930	1.943	12.8	2.8	NO		NO	bb

Compound name: 13C8-PFOS

Response Factor: 0.997567

RRF SD: 0.0487598, Relative SD: 4.88788

Response type: Internal Std (Ref 62), Area * (IS Conc. / IS Area)

Curve type: RF

#	Name	Type	Std. Conc	RT	Area	IS Area	Response	Conc.	%Dev	Conc. Flag	CoD	CoD Flag	x=excluded
1	1 180521M1_6	Standard	12.500	4.90	5006.106	4980.423	12.564	12.6	0.8	NO		NO	bb
2	2 180521M1_7	Standard	12.500	4.90	4106.425	4125.663	12.442	12.5	-0.2	NO		NO	bb
3	3 180521M1_8	Standard	12.500	4.90	3849.894	3767.028	12.775	12.8	2.4	NO		NO	bb
4	4 180521M1_9	Standard	12.500	4.90	3779.381	3572.589	13.224	13.3	6.0	NO		NO	bb
5	5 180521M1_10	Standard	12.500	4.90	4192.662	3875.100	13.524	13.6	8.5	NO		NO	bb
6	6 180521M1_11	Standard	12.500	4.89	3490.761	3561.678	12.251	12.3	-1.8	NO		NO	bb
7	7 180521M1_12	Standard	12.500	4.90	3639.162	3881.930	11.718	11.7	-6.0	NO		NO	bb
8	8 180521M1_13	Standard	12.500	4.89	3656.197	3623.038	12.614	12.6	1.2	NO		NO	bb
9	9 180521M1_14	Standard	12.500	4.89	3404.138	3591.220	11.849	11.9	-5.0	NO		NO	bb
10	10 180521M1_15	Standard	12.500	4.89	3433.359	3657.435	11.734	11.8	-5.9	NO		NO	bb

Dataset: F:\Projects\PFAS.PRO\Results\180521M1\180521M1-CRV.qld

Last Altered: Monday, May 21, 2018 20:05:13 Pacific Daylight Time

Printed: Monday, May 21, 2018 20:18:51 Pacific Daylight Time

Compound name: 13C2-PFDA

Response Factor: 1.29887

RRF SD: 0.129556, Relative SD: 9.97448

Response type: Internal Std (Ref 63), Area * (IS Conc. / IS Area)

Curve type: RF

	# Name	Type	Std. Conc	RT	Area	IS Area	Response	Conc.	%Dev	Conc. Flag	CoD	CoD Flag	x=excluded
1	1 180521M1_6	Standard	12.500	5.19	33003.113	25732.662	16.032	12.3	-1.3	NO		NO	bb
2	2 180521M1_7	Standard	12.500	5.19	27262.254	20474.717	16.644	12.8	2.5	NO		NO	bb
3	3 180521M1_8	Standard	12.500	5.19	24801.115	21535.436	14.396	11.1	-11.3	NO		NO	bb
4	4 180521M1_9	Standard	12.500	5.19	24046.496	17192.926	17.483	13.5	7.7	NO		NO	bb
5	5 180521M1_10	Standard	12.500	5.19	29474.414	22565.648	16.327	12.6	0.6	NO		NO	bb
6	6 180521M1_11	Standard	12.500	5.19	26376.262	20531.180	16.059	12.4	-1.1	NO		NO	bb
7	7 180521M1_12	Standard	12.500	5.19	25446.195	22618.008	14.063	10.8	-13.4	NO		NO	bb
8	8 180521M1_13	Standard	12.500	5.19	26045.725	17689.246	18.405	14.2	13.4	NO		NO	bb
9	9 180521M1_14	Standard	12.500	5.19	22584.203	19645.869	14.370	11.1	-11.5	NO		NO	bb
10	10 180521M1_15	Standard	12.500	5.19	24755.375	16652.826	18.582	14.3	14.4	NO		NO	bb

Compound name: 13C2-8:2 FTS

Response Factor: 0.231804

RRF SD: 0.0355031, Relative SD: 15.316

Response type: Internal Std (Ref 58), Area * (IS Conc. / IS Area)

Curve type: RF

	# Name	Type	Std. Conc	RT	Area	IS Area	Response	Conc.	%Dev	Conc. Flag	CoD	CoD Flag	x=excluded
1	1 180521M1_6	Standard	12.500	5.16	4419.479	20520.676	2.692	11.6	-7.1	NO		NO	bb
2	2 180521M1_7	Standard	12.500	5.16	3528.315	18092.563	2.438	10.5	-15.9	NO		NO	bb
3	3 180521M1_8	Standard	12.500	5.16	3485.222	16303.869	2.672	11.5	-7.8	NO		NO	bb
4	4 180521M1_9	Standard	12.500	5.16	3242.697	15200.057	2.667	11.5	-8.0	NO		NO	bb
5	5 180521M1_10	Standard	12.500	5.16	3627.500	16794.057	2.700	11.6	-6.8	NO		NO	bb
6	6 180521M1_11	Standard	12.500	5.16	3377.009	14887.129	2.836	12.2	-2.1	NO		NO	bb
7	7 180521M1_12	Standard	12.500	5.16	4449.262	15988.046	3.479	15.0	20.1	NO		NO	bb
8	8 180521M1_13	Standard	12.500	5.16	4361.833	14744.868	3.698	16.0	27.6	NO		NO	bb
9	9 180521M1_14	Standard	12.500	5.16	6113.925	15797.735	4.838	20.9	67.0	NO		NO	bbX
10	10 180521M1_15	Standard	12.500	5.16	8929.613	15820.813	7.055	30.4	143.5	NO		NO	bbX

Dataset: F:\Projects\PFAS.PRO\Results\180521M1\180521M1-CRV.qld

Last Altered: Monday, May 21, 2018 20:05:13 Pacific Daylight Time
 Printed: Monday, May 21, 2018 20:18:51 Pacific Daylight Time

Compound name: d3-N-MeFOSAA

Response Factor: 0.349615

RRF SD: 0.0295434, Relative SD: 8.45025

Response type: Internal Std (Ref 64), Area * (IS Conc. / IS Area)

Curve type: RF

#	Name	Type	Std. Conc	RT	Area	IS Area	Response	Conc.	%Dev	Conc. Flag	CoD	CoD Flag	x=excluded
1	1 180521M1_6	Standard	12.500	5.34	10907.728	27901.727	4.887	14.0	11.8	NO		NO	bb
2	2 180521M1_7	Standard	12.500	5.33	8613.952	25359.908	4.246	12.1	-2.8	NO		NO	bb
3	3 180521M1_8	Standard	12.500	5.34	8124.892	26818.578	3.787	10.8	-13.3	NO		NO	bb
4	4 180521M1_9	Standard	12.500	5.34	8304.926	21484.934	4.832	13.8	10.6	NO		NO	bb
5	5 180521M1_10	Standard	12.500	5.34	8782.146	26567.656	4.132	11.8	-5.5	NO		NO	bb
6	6 180521M1_11	Standard	12.500	5.33	7887.230	24424.977	4.036	11.5	-7.6	NO		NO	bb
7	7 180521M1_12	Standard	12.500	5.33	8769.633	25986.074	4.218	12.1	-3.5	NO		NO	bb
8	8 180521M1_13	Standard	12.500	5.34	8129.110	23908.994	4.250	12.2	-2.7	NO		NO	bb
9	9 180521M1_14	Standard	12.500	5.34	8077.398	22180.725	4.552	13.0	4.2	NO		NO	bb
10	10 180521M1_15	Standard	12.500	5.34	8247.182	21649.930	4.762	13.6	9.0	NO		NO	bb

Compound name: d5-N-EtFOSAA

Response Factor: 0.349648

RRF SD: 0.0259341, Relative SD: 7.41718

Response type: Internal Std (Ref 64), Area * (IS Conc. / IS Area)

Curve type: RF

#	Name	Type	Std. Conc	RT	Area	IS Area	Response	Conc.	%Dev	Conc. Flag	CoD	CoD Flag	x=excluded
1	1 180521M1_6	Standard	12.500	5.50	10819.543	27901.727	4.847	13.9	10.9	NO		NO	bb
2	2 180521M1_7	Standard	12.500	5.49	9086.688	25359.908	4.479	12.8	2.5	NO		NO	bb
3	3 180521M1_8	Standard	12.500	5.49	8558.993	26818.578	3.989	11.4	-8.7	NO		NO	bb
4	4 180521M1_9	Standard	12.500	5.49	8502.252	21484.934	4.947	14.1	13.2	NO		NO	bb
5	5 180521M1_10	Standard	12.500	5.49	9543.588	26567.656	4.490	12.8	2.7	NO		NO	bb
6	6 180521M1_11	Standard	12.500	5.49	8062.615	24424.977	4.126	11.8	-5.6	NO		NO	bb
7	7 180521M1_12	Standard	12.500	5.49	8582.107	25986.074	4.128	11.8	-5.5	NO		NO	MM
8	8 180521M1_13	Standard	12.500	5.49	8125.103	23908.994	4.248	12.1	-2.8	NO		NO	MM
9	9 180521M1_14	Standard	12.500	5.49	7749.237	22180.725	4.367	12.5	-0.1	NO		NO	bb
10	10 180521M1_15	Standard	12.500	5.49	7074.109	21649.930	4.084	11.7	-6.5	NO		NO	bb

Dataset: F:\Projects\PFAS.PRO\Results\180521M1\180521M1-CRV.qld

Last Altered: Monday, May 21, 2018 20:05:13 Pacific Daylight Time

Printed: Monday, May 21, 2018 20:18:51 Pacific Daylight Time

Compound name: 13C2-PFUdA

Response Factor: 0.912845

RRF SD: 0.0894701, Relative SD: 9.80123

Response type: Internal Std (Ref 64), Area * (IS Conc. / IS Area)

Curve type: RF

	# Name	Type	Std. Conc	RT	Area	IS Area	Response	Conc.	%Dev	Conc. Flag	CoD	CoD Flag	x=excluded
1	1 180521M1_6	Standard	12.500	5.51	29545.406	27901.727	13.236	14.5	16.0	NO		NO	bb
2	2 180521M1_7	Standard	12.500	5.51	25498.836	25359.908	12.568	13.8	10.1	NO		NO	bb
3	3 180521M1_8	Standard	12.500	5.52	22396.861	26818.578	10.439	11.4	-8.5	NO		NO	bb
4	4 180521M1_9	Standard	12.500	5.52	21696.193	21484.934	12.623	13.8	10.6	NO		NO	bb
5	5 180521M1_10	Standard	12.500	5.51	25318.305	26567.656	11.912	13.0	4.4	NO		NO	bb
6	6 180521M1_11	Standard	12.500	5.51	20474.602	24424.977	10.478	11.5	-8.2	NO		NO	bb
7	7 180521M1_12	Standard	12.500	5.52	22292.645	25986.074	10.723	11.7	-6.0	NO		NO	bb
8	8 180521M1_13	Standard	12.500	5.52	19933.432	23908.994	10.422	11.4	-8.7	NO		NO	bb
9	9 180521M1_14	Standard	12.500	5.51	20493.766	22180.725	11.549	12.7	1.2	NO		NO	bb
10	10 180521M1_15	Standard	12.500	5.52	17586.979	21649.930	10.154	11.1	-11.0	NO		NO	bb

Compound name: 13C2-PFDoA

Response Factor: 0.973627

RRF SD: 0.118946, Relative SD: 12.2168

Response type: Internal Std (Ref 63), Area * (IS Conc. / IS Area)

Curve type: RF

	# Name	Type	Std. Conc	RT	Area	IS Area	Response	Conc.	%Dev	Conc. Flag	CoD	CoD Flag	x=excluded
1	1 180521M1_6	Standard	12.500	5.80	22015.998	25732.662	10.695	11.0	-12.1	NO		NO	bb
2	2 180521M1_7	Standard	12.500	5.80	21249.105	20474.717	12.973	13.3	6.6	NO		NO	bb
3	3 180521M1_8	Standard	12.500	5.80	20592.781	21535.436	11.953	12.3	-1.8	NO		NO	bb
4	4 180521M1_9	Standard	12.500	5.80	19402.863	17192.926	14.107	14.5	15.9	NO		NO	bb
5	5 180521M1_10	Standard	12.500	5.80	19276.443	22565.648	10.678	11.0	-12.3	NO		NO	MM
6	6 180521M1_11	Standard	12.500	5.80	17389.912	20531.180	10.588	10.9	-13.0	NO		NO	bb
7	7 180521M1_12	Standard	12.500	5.80	20671.227	22618.008	11.424	11.7	-6.1	NO		NO	bb
8	8 180521M1_13	Standard	12.500	5.80	18741.578	17689.246	13.244	13.6	8.8	NO		NO	bb
9	9 180521M1_14	Standard	12.500	5.79	17886.369	19645.869	11.380	11.7	-6.5	NO		NO	bb
10	10 180521M1_15	Standard	12.500	5.80	19534.047	16652.826	14.663	15.1	20.5	NO		NO	bb

Dataset: F:\Projects\PFAS.PRO\Results\180521M1\180521M1-CRV.qld

Last Altered: Monday, May 21, 2018 20:05:13 Pacific Daylight Time
 Printed: Monday, May 21, 2018 20:18:51 Pacific Daylight Time

Compound name: d3-N-MeFOSA

Response Factor: 0.0688267

RRF SD: 0.00579436, Relative SD: 8.41877

Response type: Internal Std (Ref 64), Area * (IS Conc. / IS Area)

Curve type: RF

#	Name	Type	Std. Conc	RT	Area	IS Area	Response	Conc.	%Dev	Conc. Flag	CoD	CoD Flag	x=excluded
1	1 180521M1_6	Standard	150.000	5.95	24709.453	27901.727	11.070	160.8	7.2	NO		NO	bb
2	2 180521M1_7	Standard	150.000	5.95	20981.852	25359.908	10.342	150.3	0.2	NO		NO	bb
3	3 180521M1_8	Standard	150.000	5.95	19791.645	26818.578	9.225	134.0	-10.6	NO		NO	bb
4	4 180521M1_9	Standard	150.000	5.95	19060.836	21484.934	11.090	161.1	7.4	NO		NO	bb
5	5 180521M1_10	Standard	150.000	5.95	20508.346	26567.656	9.649	140.2	-6.5	NO		NO	bb
6	6 180521M1_11	Standard	150.000	5.95	18391.854	24424.977	9.412	136.8	-8.8	NO		NO	bb
7	7 180521M1_12	Standard	150.000	5.95	19706.994	25986.074	9.480	137.7	-8.2	NO		NO	bb
8	8 180521M1_13	Standard	150.000	5.95	19567.162	23908.994	10.230	148.6	-0.9	NO		NO	bb
9	9 180521M1_14	Standard	150.000	5.95	19555.596	22180.725	11.021	160.1	6.7	NO		NO	bb
10	10 180521M1_15	Standard	150.000	5.95	20302.293	21649.930	11.722	170.3	13.5	NO		NO	bb

Compound name: 13C2-PFTeDA

Response Factor: 0.503748

RRF SD: 0.0465212, Relative SD: 9.235

Response type: Internal Std (Ref 64), Area * (IS Conc. / IS Area)

Curve type: RF

#	Name	Type	Std. Conc	RT	Area	IS Area	Response	Conc.	%Dev	Conc. Flag	CoD	CoD Flag	x=excluded
1	1 180521M1_6	Standard	12.500	6.26	16913.910	27901.727	7.577	15.0	20.3	NO		NO	bb
2	2 180521M1_7	Standard	12.500	6.26	12355.409	25359.908	6.090	12.1	-3.3	NO		NO	bb
3	3 180521M1_8	Standard	12.500	6.26	12011.565	26818.578	5.599	11.1	-11.1	NO		NO	bb
4	4 180521M1_9	Standard	12.500	6.26	10909.360	21484.934	6.347	12.6	0.8	NO		NO	bb
5	5 180521M1_10	Standard	12.500	6.26	12732.184	26567.656	5.990	11.9	-4.9	NO		NO	bb
6	6 180521M1_11	Standard	12.500	6.26	11274.998	24424.977	5.770	11.5	-8.4	NO		NO	bb
7	7 180521M1_12	Standard	12.500	6.26	12695.563	25986.074	6.107	12.1	-3.0	NO		NO	bb
8	8 180521M1_13	Standard	12.500	6.26	11631.368	23908.994	6.081	12.1	-3.4	NO		NO	bb
9	9 180521M1_14	Standard	12.500	6.26	11526.709	22180.725	6.496	12.9	3.2	NO		NO	bb
10	10 180521M1_15	Standard	12.500	6.26	11969.651	21649.930	6.911	13.7	9.8	NO		NO	bb

Dataset: F:\Projects\PFAS.PRO\Results\180521M1\180521M1-CRV.qld

Last Altered: Monday, May 21, 2018 20:05:13 Pacific Daylight Time

Printed: Monday, May 21, 2018 20:18:51 Pacific Daylight Time

Compound name: d5-N-ETFOSA

Response Factor: 0.0889272

RRF SD: 0.00639479, Relative SD: 7.19103

Response type: Internal Std (Ref 64), Area * (IS Conc. / IS Area)

Curve type: RF

	# Name	Type	Std. Conc	RT	Area	IS Area	Response	Conc.	%Dev	Conc. Flag	CoD	CoD Flag	x=excluded
1	1 180521M1_6	Standard	150.000	6.32	32909.969	27901.727	14.744	165.8	10.5	NO		NO	bb
2	2 180521M1_7	Standard	150.000	6.32	28355.115	25359.908	13.976	157.2	4.8	NO		NO	bb
3	3 180521M1_8	Standard	150.000	6.32	26445.146	26818.578	12.326	138.6	-7.6	NO		NO	bb
4	4 180521M1_9	Standard	150.000	6.32	25307.102	21484.934	14.724	165.6	10.4	NO		NO	bb
5	5 180521M1_10	Standard	150.000	6.32	26423.031	26567.656	12.432	139.8	-6.8	NO		NO	bb
6	6 180521M1_11	Standard	150.000	6.32	24195.303	24424.977	12.382	139.2	-7.2	NO		NO	bb
7	7 180521M1_12	Standard	150.000	6.32	26043.959	25986.074	12.528	140.9	-6.1	NO		NO	bb
8	8 180521M1_13	Standard	150.000	6.32	24541.184	23908.994	12.831	144.3	-3.8	NO		NO	bb
9	9 180521M1_14	Standard	150.000	6.32	24249.783	22180.725	13.666	153.7	2.5	NO		NO	bb
10	10 180521M1_15	Standard	150.000	6.32	23870.883	21649.930	13.782	155.0	3.3	NO		NO	bb

Compound name: 13C2-PFHxDA

Response Factor: 1.06326

RRF SD: 0.134394, Relative SD: 12.6399

Response type: Internal Std (Ref 64), Area * (IS Conc. / IS Area)

Curve type: RF

	# Name	Type	Std. Conc	RT	Area	IS Area	Response	Conc.	%Dev	Conc. Flag	CoD	CoD Flag	x=excluded
1	1 180521M1_6	Standard	5.000	6.58	11917.383	27901.727	5.339	5.0	0.4	NO		NO	bb
2	2 180521M1_7	Standard	5.000	6.57	10444.274	25359.908	5.148	4.8	-3.2	NO		NO	bb
3	3 180521M1_8	Standard	5.000	6.58	9560.382	26818.578	4.456	4.2	-16.2	NO		NO	bb
4	4 180521M1_9	Standard	5.000	6.57	10311.791	21484.934	5.999	5.6	12.8	NO		NO	bb
5	5 180521M1_10	Standard	5.000	6.57	10014.167	26567.656	4.712	4.4	-11.4	NO		NO	bb
6	6 180521M1_11	Standard	5.000	6.57	9574.778	24424.977	4.900	4.6	-7.8	NO		NO	bb
7	7 180521M1_12	Standard	5.000	6.57	10543.271	25986.074	5.072	4.8	-4.6	NO		NO	bb
8	8 180521M1_13	Standard	5.000	6.57	9602.319	23908.994	5.020	4.7	-5.6	NO		NO	bb
9	9 180521M1_14	Standard	5.000	6.57	10345.514	22180.725	5.830	5.5	9.7	NO		NO	bb
10	10 180521M1_15	Standard	5.000	6.57	11581.247	21649.930	6.687	6.3	25.8	NO		NO	bb

Dataset: F:\Projects\PFAS.PRO\Results\180521M1\180521M1-CRV.qld

Last Altered: Monday, May 21, 2018 20:05:13 Pacific Daylight Time
 Printed: Monday, May 21, 2018 20:18:51 Pacific Daylight Time

Compound name: d7-N-MeFOSE

Response Factor: 0.0491472
 RRF SD: 0.00496358, Relative SD: 10.0994
 Response type: Internal Std (Ref 64), Area * (IS Conc. / IS Area)
 Curve type: RF

#	Name	Type	Std. Conc	RT	Area	IS Area	Response	Conc.	%Dev	Conc. Flag	CoD	CoD Flag	x=excluded
1	1 180521M1_6	Standard	150.000	6.42	17583.395	27901.727	7.877	160.3	6.9	NO		NO	MM
2	2 180521M1_7	Standard	150.000	6.42	14968.983	25359.908	7.378	150.1	0.1	NO		NO	bb
3	3 180521M1_8	Standard	150.000	6.42	13709.402	26818.578	6.390	130.0	-13.3	NO		NO	MM
4	4 180521M1_9	Standard	150.000	6.42	13195.631	21484.934	7.677	156.2	4.1	NO		NO	MM
5	5 180521M1_10	Standard	150.000	6.42	14056.225	26567.656	6.613	134.6	-10.3	NO		NO	MM
6	6 180521M1_11	Standard	150.000	6.42	13635.146	24424.977	6.978	142.0	-5.3	NO		NO	MM
7	7 180521M1_12	Standard	150.000	6.42	14225.879	25986.074	6.843	139.2	-7.2	NO		NO	MM
8	8 180521M1_13	Standard	150.000	6.42	13348.539	23908.994	6.979	142.0	-5.3	NO		NO	MM
9	9 180521M1_14	Standard	150.000	6.42	15092.961	22180.725	8.506	173.1	15.4	NO		NO	MM
10	10 180521M1_15	Standard	150.000	6.42	14685.682	21649.930	8.479	172.5	15.0	NO		NO	bd

Compound name: d9-N-EtFOSE

Response Factor: 0.0506421
 RRF SD: 0.00518786, Relative SD: 10.2442
 Response type: Internal Std (Ref 64), Area * (IS Conc. / IS Area)
 Curve type: RF

#	Name	Type	Std. Conc	RT	Area	IS Area	Response	Conc.	%Dev	Conc. Flag	CoD	CoD Flag	x=excluded
1	1 180521M1_6	Standard	150.000	6.57	18743.156	27901.727	8.397	165.8	10.5	NO		NO	bb
2	2 180521M1_7	Standard	150.000	6.57	15091.463	25359.908	7.439	146.9	-2.1	NO		NO	bb
3	3 180521M1_8	Standard	150.000	6.57	13716.197	26818.578	6.393	126.2	-15.8	NO		NO	bb
4	4 180521M1_9	Standard	150.000	6.57	14074.775	21484.934	8.189	161.7	7.8	NO		NO	bb
5	5 180521M1_10	Standard	150.000	6.57	15000.144	26567.656	7.058	139.4	-7.1	NO		NO	bb
6	6 180521M1_11	Standard	150.000	6.57	13783.504	24424.977	7.054	139.3	-7.1	NO		NO	bb
7	7 180521M1_12	Standard	150.000	6.57	14641.668	25986.074	7.043	139.1	-7.3	NO		NO	bb
8	8 180521M1_13	Standard	150.000	6.57	14382.538	23908.994	7.519	148.5	-1.0	NO		NO	MM
9	9 180521M1_14	Standard	150.000	6.57	13935.225	22180.725	7.853	155.1	3.4	NO		NO	bb
10	10 180521M1_15	Standard	150.000	6.57	15620.177	21649.930	9.019	178.1	18.7	NO		NO	bb

Dataset: F:\Projects\PFAS.PRO\Results\180521M1\180521M1-CRV.qld

Last Altered: Monday, May 21, 2018 20:05:13 Pacific Daylight Time
 Printed: Monday, May 21, 2018 20:18:51 Pacific Daylight Time

Compound name: 13C4-PFBA

Response Factor: 1

RRF SD: 0, Relative SD: 0

Response type: Internal Std (Ref 57), Area * (IS Conc. / IS Area)

Curve type: RF

	# Name	Type	Std. Conc	RT	Area	IS Area	Response	Conc.	%Dev	Conc. Flag	CoD	CoD Flag	x=excluded
1	1 180521M1_6	Standard	12.500	1.48	13849.317	13849.317	12.500	12.5	0.0	NO		NO	bb
2	2 180521M1_7	Standard	12.500	1.48	12241.498	12241.498	12.500	12.5	0.0	NO		NO	bb
3	3 180521M1_8	Standard	12.500	1.48	10644.222	10644.222	12.500	12.5	0.0	NO		NO	bb
4	4 180521M1_9	Standard	12.500	1.48	10405.466	10405.466	12.500	12.5	0.0	NO		NO	bb
5	5 180521M1_10	Standard	12.500	1.47	11504.014	11504.014	12.500	12.5	0.0	NO		NO	bb
6	6 180521M1_11	Standard	12.500	1.47	10127.178	10127.178	12.500	12.5	0.0	NO		NO	bb
7	7 180521M1_12	Standard	12.500	1.47	10803.771	10803.771	12.500	12.5	0.0	NO		NO	bb
8	8 180521M1_13	Standard	12.500	1.48	10459.059	10459.059	12.500	12.5	0.0	NO		NO	bb
9	9 180521M1_14	Standard	12.500	1.47	10601.880	10601.880	12.500	12.5	0.0	NO		NO	MM
10	10 180521M1_15	Standard	12.500	1.47	10740.347	10740.347	12.500	12.5	0.0	NO		NO	bb

Compound name: 13C5-PFHxA

Response Factor: 1

RRF SD: 0, Relative SD: 0

Response type: Internal Std (Ref 58), Area * (IS Conc. / IS Area)

Curve type: RF

	# Name	Type	Std. Conc	RT	Area	IS Area	Response	Conc.	%Dev	Conc. Flag	CoD	CoD Flag	x=excluded
1	1 180521M1_6	Standard	12.500	3.22	20520.676	20520.676	12.500	12.5	0.0	NO		NO	bb
2	2 180521M1_7	Standard	12.500	3.22	18092.563	18092.563	12.500	12.5	0.0	NO		NO	bb
3	3 180521M1_8	Standard	12.500	3.22	16303.869	16303.869	12.500	12.5	0.0	NO		NO	bb
4	4 180521M1_9	Standard	12.500	3.22	15200.057	15200.057	12.500	12.5	0.0	NO		NO	bb
5	5 180521M1_10	Standard	12.500	3.22	16794.057	16794.057	12.500	12.5	0.0	NO		NO	bb
6	6 180521M1_11	Standard	12.500	3.22	14887.129	14887.129	12.500	12.5	0.0	NO		NO	bb
7	7 180521M1_12	Standard	12.500	3.22	15988.046	15988.046	12.500	12.5	0.0	NO		NO	bb
8	8 180521M1_13	Standard	12.500	3.22	14744.868	14744.868	12.500	12.5	0.0	NO		NO	bb
9	9 180521M1_14	Standard	12.500	3.22	15797.735	15797.735	12.500	12.5	0.0	NO		NO	bb
10	10 180521M1_15	Standard	12.500	3.22	15820.813	15820.813	12.500	12.5	0.0	NO		NO	bb

Dataset: F:\Projects\PFAS.PRO\Results\180521M1\180521M1-CRV.qld

Last Altered: Monday, May 21, 2018 20:05:13 Pacific Daylight Time

Printed: Monday, May 21, 2018 20:18:51 Pacific Daylight Time

Compound name: 13C3-PFHxS

Response Factor: 1

RRF SD: 0, Relative SD: 0

Response type: Internal Std (Ref 59), Area * (IS Conc. / IS Area)

Curve type: RF

	# Name	Type	Std. Conc	RT	Area	IS Area	Response	Conc.	%Dev	Conc. Flag	CoD	CoD Flag	x=excluded
1	1 180521M1_6	Standard	12.500	4.00	4153.195	4153.195	12.500	12.5	0.0	NO		NO	bb
2	2 180521M1_7	Standard	12.500	4.00	3558.958	3558.958	12.500	12.5	0.0	NO		NO	bb
3	3 180521M1_8	Standard	12.500	4.00	3380.672	3380.672	12.500	12.5	0.0	NO		NO	bb
4	4 180521M1_9	Standard	12.500	4.00	3350.309	3350.309	12.500	12.5	0.0	NO		NO	bb
5	5 180521M1_10	Standard	12.500	4.00	3481.618	3481.618	12.500	12.5	0.0	NO		NO	bb
6	6 180521M1_11	Standard	12.500	4.00	3062.083	3062.083	12.500	12.5	0.0	NO		NO	bb
7	7 180521M1_12	Standard	12.500	4.00	3399.879	3399.879	12.500	12.5	0.0	NO		NO	bb
8	8 180521M1_13	Standard	12.500	4.00	3027.066	3027.066	12.500	12.5	0.0	NO		NO	bb
9	9 180521M1_14	Standard	12.500	4.00	3133.328	3133.328	12.500	12.5	0.0	NO		NO	bb
10	10 180521M1_15	Standard	12.500	4.00	2966.702	2966.702	12.500	12.5	0.0	NO		NO	bb

Compound name: 13C8-PFOA

Response Factor: 1

RRF SD: 0, Relative SD: 0

Response type: Internal Std (Ref 60), Area * (IS Conc. / IS Area)

Curve type: RF

	# Name	Type	Std. Conc	RT	Area	IS Area	Response	Conc.	%Dev	Conc. Flag	CoD	CoD Flag	x=excluded
1	1 180521M1_6	Standard	12.500	4.37	24734.416	24734.416	12.500	12.5	0.0	NO		NO	bb
2	2 180521M1_7	Standard	12.500	4.37	19870.195	19870.195	12.500	12.5	0.0	NO		NO	bb
3	3 180521M1_8	Standard	12.500	4.37	16605.119	16605.119	12.500	12.5	0.0	NO		NO	bb
4	4 180521M1_9	Standard	12.500	4.37	18634.146	18634.146	12.500	12.5	0.0	NO		NO	bb
5	5 180521M1_10	Standard	12.500	4.37	18769.070	18769.070	12.500	12.5	0.0	NO		NO	bb
6	6 180521M1_11	Standard	12.500	4.37	15982.274	15982.274	12.500	12.5	0.0	NO		NO	bb
7	7 180521M1_12	Standard	12.500	4.37	18083.139	18083.139	12.500	12.5	0.0	NO		NO	bb
8	8 180521M1_13	Standard	12.500	4.37	17937.275	17937.275	12.500	12.5	0.0	NO		NO	bb
9	9 180521M1_14	Standard	12.500	4.37	17850.682	17850.682	12.500	12.5	0.0	NO		NO	bb
10	10 180521M1_15	Standard	12.500	4.37	17030.092	17030.092	12.500	12.5	0.0	NO		NO	bb

Dataset: F:\Projects\PFAS.PRO\Results\180521M1\180521M1-CRV.qld

Last Altered: Monday, May 21, 2018 20:05:13 Pacific Daylight Time

Printed: Monday, May 21, 2018 20:18:51 Pacific Daylight Time

Compound name: 13C9-PFNA

Response Factor: 1

RRF SD: 0, Relative SD: 0

Response type: Internal Std (Ref 61), Area * (IS Conc. / IS Area)

Curve type: RF

	# Name	Type	Std. Conc	RT	Area	IS Area	Response	Conc.	%Dev	Conc. Flag	CoD	CoD Flag	x=excluded
1	1 180521M1_6	Standard	12.500	4.81	24735.418	24735.418	12.500	12.5	0.0	NO		NO	bb
2	2 180521M1_7	Standard	12.500	4.81	22511.590	22511.590	12.500	12.5	0.0	NO		NO	bb
3	3 180521M1_8	Standard	12.500	4.81	24060.242	24060.242	12.500	12.5	0.0	NO		NO	bb
4	4 180521M1_9	Standard	12.500	4.81	19443.412	19443.412	12.500	12.5	0.0	NO		NO	bb
5	5 180521M1_10	Standard	12.500	4.81	23923.160	23923.160	12.500	12.5	0.0	NO		NO	bb
6	6 180521M1_11	Standard	12.500	4.81	18500.115	18500.115	12.500	12.5	0.0	NO		NO	bb
7	7 180521M1_12	Standard	12.500	4.81	21890.354	21890.354	12.500	12.5	0.0	NO		NO	bb
8	8 180521M1_13	Standard	12.500	4.81	20016.113	20016.113	12.500	12.5	0.0	NO		NO	bb
9	9 180521M1_14	Standard	12.500	4.81	21205.443	21205.443	12.500	12.5	0.0	NO		NO	bb
10	10 180521M1_15	Standard	12.500	4.81	19784.020	19784.020	12.500	12.5	0.0	NO		NO	bb

Compound name: 13C4-PFOS

Response Factor: 1

RRF SD: 0, Relative SD: 0

Response type: Internal Std (Ref 62), Area * (IS Conc. / IS Area)

Curve type: RF

	# Name	Type	Std. Conc	RT	Area	IS Area	Response	Conc.	%Dev	Conc. Flag	CoD	CoD Flag	x=excluded
1	1 180521M1_6	Standard	12.500	4.90	4980.423	4980.423	12.500	12.5	0.0	NO		NO	bb
2	2 180521M1_7	Standard	12.500	4.90	4125.663	4125.663	12.500	12.5	0.0	NO		NO	bb
3	3 180521M1_8	Standard	12.500	4.90	3767.028	3767.028	12.500	12.5	0.0	NO		NO	bb
4	4 180521M1_9	Standard	12.500	4.90	3572.589	3572.589	12.500	12.5	0.0	NO		NO	bb
5	5 180521M1_10	Standard	12.500	4.90	3875.100	3875.100	12.500	12.5	0.0	NO		NO	bb
6	6 180521M1_11	Standard	12.500	4.90	3561.678	3561.678	12.500	12.5	0.0	NO		NO	bb
7	7 180521M1_12	Standard	12.500	4.90	3881.930	3881.930	12.500	12.5	0.0	NO		NO	bb
8	8 180521M1_13	Standard	12.500	4.90	3623.038	3623.038	12.500	12.5	0.0	NO		NO	bb
9	9 180521M1_14	Standard	12.500	4.89	3591.220	3591.220	12.500	12.5	0.0	NO		NO	bb
10	10 180521M1_15	Standard	12.500	4.90	3657.435	3657.435	12.500	12.5	0.0	NO		NO	bb

Dataset: F:\Projects\PFAS.PRO\Results\180521M1\180521M1-CRV.qld

Last Altered: Monday, May 21, 2018 20:05:13 Pacific Daylight Time

Printed: Monday, May 21, 2018 20:18:51 Pacific Daylight Time

Compound name: 13C6-PFDA

Response Factor: 1

RRF SD: 0, Relative SD: 0

Response type: Internal Std (Ref 63), Area * (IS Conc. / IS Area)

Curve type: RF

	# Name	Type	Std. Conc	RT	Area	IS Area	Response	Conc.	%Dev	Conc. Flag	CoD	CoD Flag	x=excluded
1	1 180521M1_6	Standard	12.500	5.19	25732.662	25732.662	12.500	12.5	0.0	NO		NO	bb
2	2 180521M1_7	Standard	12.500	5.19	20474.717	20474.717	12.500	12.5	0.0	NO		NO	bb
3	3 180521M1_8	Standard	12.500	5.19	21535.436	21535.436	12.500	12.5	0.0	NO		NO	bb
4	4 180521M1_9	Standard	12.500	5.19	17192.926	17192.926	12.500	12.5	0.0	NO		NO	bb
5	5 180521M1_10	Standard	12.500	5.19	22565.648	22565.648	12.500	12.5	0.0	NO		NO	bb
6	6 180521M1_11	Standard	12.500	5.18	20531.180	20531.180	12.500	12.5	0.0	NO		NO	bb
7	7 180521M1_12	Standard	12.500	5.19	22618.008	22618.008	12.500	12.5	0.0	NO		NO	bb
8	8 180521M1_13	Standard	12.500	5.19	17689.246	17689.246	12.500	12.5	0.0	NO		NO	bb
9	9 180521M1_14	Standard	12.500	5.18	19645.869	19645.869	12.500	12.5	0.0	NO		NO	bb
10	10 180521M1_15	Standard	12.500	5.19	16652.826	16652.826	12.500	12.5	0.0	NO		NO	bb

Compound name: 13C7-PFUdA

Response Factor: 1

RRF SD: 0, Relative SD: 0

Response type: Internal Std (Ref 64), Area * (IS Conc. / IS Area)

Curve type: RF

	# Name	Type	Std. Conc	RT	Area	IS Area	Response	Conc.	%Dev	Conc. Flag	CoD	CoD Flag	x=excluded
1	1 180521M1_6	Standard	12.500	5.52	27901.727	27901.727	12.500	12.5	0.0	NO		NO	bb
2	2 180521M1_7	Standard	12.500	5.51	25359.908	25359.908	12.500	12.5	0.0	NO		NO	bb
3	3 180521M1_8	Standard	12.500	5.51	26818.578	26818.578	12.500	12.5	0.0	NO		NO	bb
4	4 180521M1_9	Standard	12.500	5.52	21484.934	21484.934	12.500	12.5	0.0	NO		NO	bb
5	5 180521M1_10	Standard	12.500	5.51	26567.656	26567.656	12.500	12.5	0.0	NO		NO	bb
6	6 180521M1_11	Standard	12.500	5.51	24424.977	24424.977	12.500	12.5	0.0	NO		NO	bb
7	7 180521M1_12	Standard	12.500	5.51	25986.074	25986.074	12.500	12.5	0.0	NO		NO	bb
8	8 180521M1_13	Standard	12.500	5.51	23908.994	23908.994	12.500	12.5	0.0	NO		NO	bb
9	9 180521M1_14	Standard	12.500	5.51	22180.725	22180.725	12.500	12.5	0.0	NO		NO	bb
10	10 180521M1_15	Standard	12.500	5.51	21649.930	21649.930	12.500	12.5	0.0	NO		NO	bb

Dataset: F:\Projects\PFAS.PRO\Results\180521M1\180521M1-CRV.qld

Last Altered: Monday, May 21, 2018 20:05:13 Pacific Daylight Time

Printed: Monday, May 21, 2018 20:19:59 Pacific Daylight Time

Method: F:\Projects\PFAS.PRO\MethDB\PFAS_FULL_80C_052018.mdb 21 May 2018 14:18:39

Calibration: F:\Projects\PFAS.PRO\CurveDB\C18_VAL-PFAS_Q4_05-21-18.cdb 21 May 2018 20:05:13

Name: 180521M1_6, Date: 21-May-2018, Time: 16:26:03, ID: ST180521M1-1 PFC CS-2 18E1402, Description: PFC CS-2 18E1402

#	Name	IS#	CoD	CoD Flag	%RSD
1	1 PFBA	34	0.9995	NO	
2	2 PFPeA	35	0.9997	NO	
3	3 PFBS	36	0.9990	NO	
4	4 4:2 FTS	36	0.9993	NO	
5	5 PFHxA	37	0.9998	NO	
6	6 PFPeS	36	0.9976	NO	
7	7 PFHpA	38	0.9975	NO	
8	8 L-PFHxS	39	0.9973	NO	
9	10 6:2 FTS	40	0.9966	NO	
10	11 L-PFOA	41	0.9970	NO	
11	13 PFHpS	41	0.9969	NO	
12	14 PFNA	42	0.9972	NO	
13	15 PFOSA	43	0.9983	NO	
14	16 L-PFOS	44	0.9980	NO	
15	18 PFDA	45	0.9952	NO	
16	19 8:2 FTS	46	0.9991	NO	
17	20 PFNS	44	0.9980	NO	
18	21 N-MeFOSAA	47	0.9950	NO	
19	22 N-EtFOSAA	48	0.9959	NO	
20	23 PFUdA	49	0.9960	NO	
21	24 PFDS	49	0.9976	NO	
22	25 PFDaA	50	0.9948	NO	
23	26 N-MeFOSA	51	0.9991	NO	
24	27 PFTTrDA	50	0.9987	NO	
25	28 PFTeDA	52	0.9985	NO	
26	29 N-EtFOSA	53	0.9995	NO	
27	30 PFHxDA	54	0.9990	NO	
28	31 PFODA	54	0.9992	NO	
29	32 N-MeFOSE	55	0.9990	NO	
30	33 N-EtFOSE	56	0.9978	NO	
31	34 13C3-PFBA	57		NO	1.942

Dataset: F:\Projects\PFAS.PRO\Results\180521M1\180521M1-CRV.qld

Last Altered: Monday, May 21, 2018 20:05:13 Pacific Daylight Time

Printed: Monday, May 21, 2018 20:19:59 Pacific Daylight Time

Name: 180521M1_6, Date: 21-May-2018, Time: 16:26:03, ID: ST180521M1-1 PFC CS-2 18E1402, Description: PFC CS-2 18E1402

	# Name	IS#	CoD	CoD Flag	%RSD
32	35 13C3-PFPeA	58		NO	2.942
33	36 13C3-PFBS	58		NO	5.802
34	37 13C2-PFHxA	58		NO	3.693
35	38 13C4-PFHpA	58		NO	5.606
36	39 18O2-PFHxS	59		NO	4.130
37	40 13C2-6:2 FTS	60		NO	12.053
38	41 13C2-PFOA	60		NO	9.912
39	42 13C5-PFNA	61		NO	7.082
40	43 13C8-PFOA	64		NO	6.794
41	44 13C8-PFOS	62		NO	4.888
42	45 13C2-PFDA	63		NO	9.974
43	46 13C2-8:2 FTS	58		NO	15.316
44	47 d3-N-MeFOSAA	64		NO	8.450
45	48 d5-N-EtFOSAA	64		NO	7.417
46	49 13C2-PFUdA	64		NO	9.801
47	50 13C2-PFDoA	63		NO	12.217
48	51 d3-N-MeFOSA	64		NO	8.419
49	52 13C2-PFTeDA	64		NO	9.235
50	53 d5-N-ETFOSA	64		NO	7.191
51	54 13C2-PFHxDA	64		NO	12.640
52	55 d7-N-MeFOSE	64		NO	10.099
53	56 d9-N-EtFOSE	64		NO	10.244
54	57 13C4-PFBA	57		NO	0.000
55	58 13C5-PFHxA	58		NO	0.000
56	59 13C3-PFHxS	59		NO	0.000
57	60 13C8-PFOA	60		NO	0.000
58	61 13C9-PFNA	61		NO	0.000
59	62 13C4-PFOS	62		NO	0.000
60	63 13C6-PFDA	63		NO	0.000
61	64 13C7-PFUdA	64		NO	0.000

Dataset: F:\Projects\PFAS.PRO\Results\180521M1\180521M1-CRV.qld

Last Altered: Monday, May 21, 2018 20:24:04 Pacific Daylight Time

Printed: Monday, May 21, 2018 20:24:29 Pacific Daylight Time

Method: F:\Projects\PFAS.PRO\MethDB\PFAS_FULL_80C_052118.mdb 21 May 2018 20:24:00

Calibration: F:\Projects\PFAS.PRO\CurveDB\C18_VAL-PFAS_Q4_05-21-18.cdb 21 May 2018 20:24:03

Name: 180521M1_11, Date: 21-May-2018, Time: 17:23:25, ID: ST180521M1-6 PFC CS3 18E2106, Description: PFC CS3 18E2106

	Name	Ion Ratio	Ratio out?
1	PFBA		
2	PFPeA		
3	PFBS	2.776	NO
4	4:2 FTS	1.821	NO
5	PFHxA	277.661	NO
6	PFPeS	1.751	NO
7	PFHpA	25.351	NO
8	L-PFHxS	1.644	NO
9	6:2 FTS	3.018	NO
10	L-PFOA	4.546	NO
11	PFHpS	1.886	NO
12	PFNA	5.174	NO
13	PFOSA	39.274	NO
14	L-PFOS	2.055	NO
15	PFDA	5.845	NO
16	8:2 FTS	2.562	NO
17	PFNS	1.914	NO
18	N-MeFOSAA	13.454	NO
19	N-EtFOSAA	12.142	NO
20	PFUdA	15.757	NO
21	PFDS	1.917	NO
22	PFDoA	7.202	NO
23	N-MeFOSA	1.414	NO
24	PFTTrDA	33.055	NO
25	PFTeDA	11.866	NO
26	N-EtFOSA	1.395	NO
27	PFHxDA	45.027	NO
28	PFODA		
29	N-MeFOSE		
30	N-EtFOSE		
31	13C3-PFBA		

Dataset: Untitled

Last Altered: Monday, May 21, 2018 20:27:15 Pacific Daylight Time

Printed: Monday, May 21, 2018 20:30:49 Pacific Daylight Time

Method: F:\Projects\PFAS.PRO\MethDB\PFAS_FULL_80C_052118.mdb 21 May 2018 20:25:56

Calibration: F:\Projects\PFAS.PRO\CurveDB\C18_VAL-PFAS_Q4_05-21-18.cdb 21 May 2018 20:24:03

Compound name: PFBA

Correlation coefficient: $r = 0.999748$, $r^2 = 0.999496$

Calibration curve: $1.11294 * x + 0.0897752$

Response type: Internal Std (Ref 34), Area * (IS Conc. / IS Area)

Curve type: Linear, Origin: Include, Weighting: 1/x, Axis trans: None

	# Name	ID	Acq.Date	Acq.Time
1	1 180521M1_5	IPA	21-May-18	16:14:33
2	2 180521M1_6	ST180521M1-1 PFC CS-2 18E1402	21-May-18	16:26:03
3	3 180521M1_7	ST180521M1-2 PFC CS-1 18E1403	21-May-18	16:37:32
4	4 180521M1_8	ST180521M1-3 PFC CS0 18E2105	21-May-18	16:49:02
5	5 180521M1_9	ST180521M1-4 PFC CS1 18E1405	21-May-18	17:00:32
6	6 180521M1_10	ST180521M1-5 PFC CS2 18E1406	21-May-18	17:11:59
7	7 180521M1_11	ST180521M1-6 PFC CS3 18E2106	21-May-18	17:23:25
8	8 180521M1_12	ST180521M1-7 PFC CS4 18E1408	21-May-18	17:34:55
9	9 180521M1_13	ST180521M1-8 PFC CS5 18E2107	21-May-18	17:46:24
10	10 180521M1_14	ST180521M1-9 PFC CS6 18E1410	21-May-18	17:57:54
11	11 180521M1_15	ST180521M1-10 PFC CS7 18E1411	21-May-18	18:09:23
12	12 180521M1_16	IPA	21-May-18	18:23:01
13	13 180521M1_17	ICV180521M1-1 PFC 537 ICV 18E1401	21-May-18	18:34:26
14	14 180521M1_18	IPA	21-May-18	18:45:53

Dataset: F:\Projects\PFAS.PRO\Results\180521M1\180521M1-CRV.qld

Last Altered: Monday, May 21, 2018 20:05:13 Pacific Daylight Time

Printed: Monday, May 21, 2018 20:13:14 Pacific Daylight Time

Method: F:\Projects\PFAS.PRO\MethDB\PFAS_FULL_80C_052018.mdb 21 May 2018 14:18:39

Calibration: F:\Projects\PFAS.PRO\CurveDB\C18_VAL-PFAS_Q4_05-21-18.cdb 21 May 2018 20:05:13

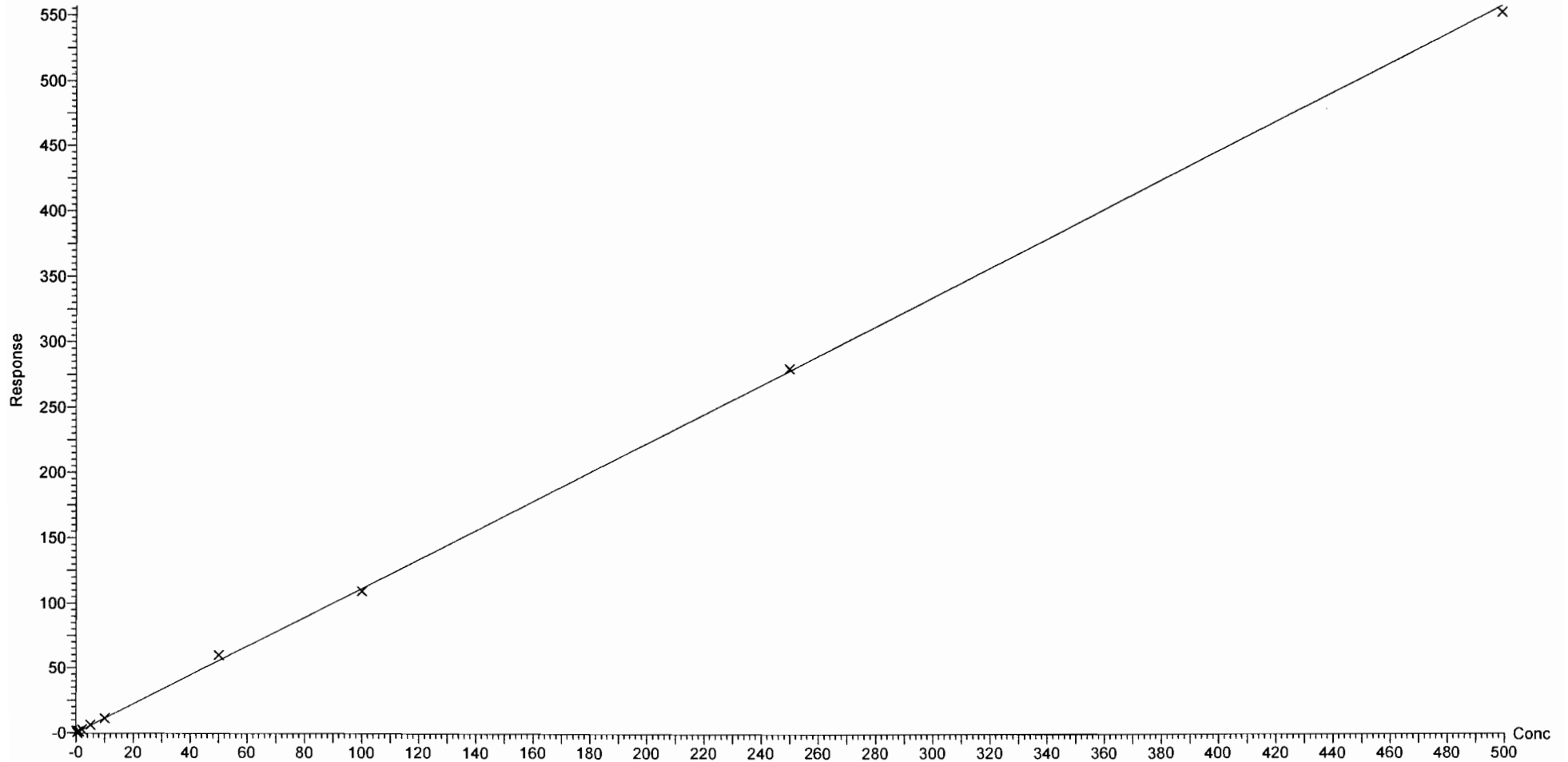
Compound name: PFBA

Correlation coefficient: $r = 0.999748$, $r^2 = 0.999496$

Calibration curve: $1.11294 * x + 0.0897752$

Response type: Internal Std (Ref 34), Area * (IS Conc. / IS Area)

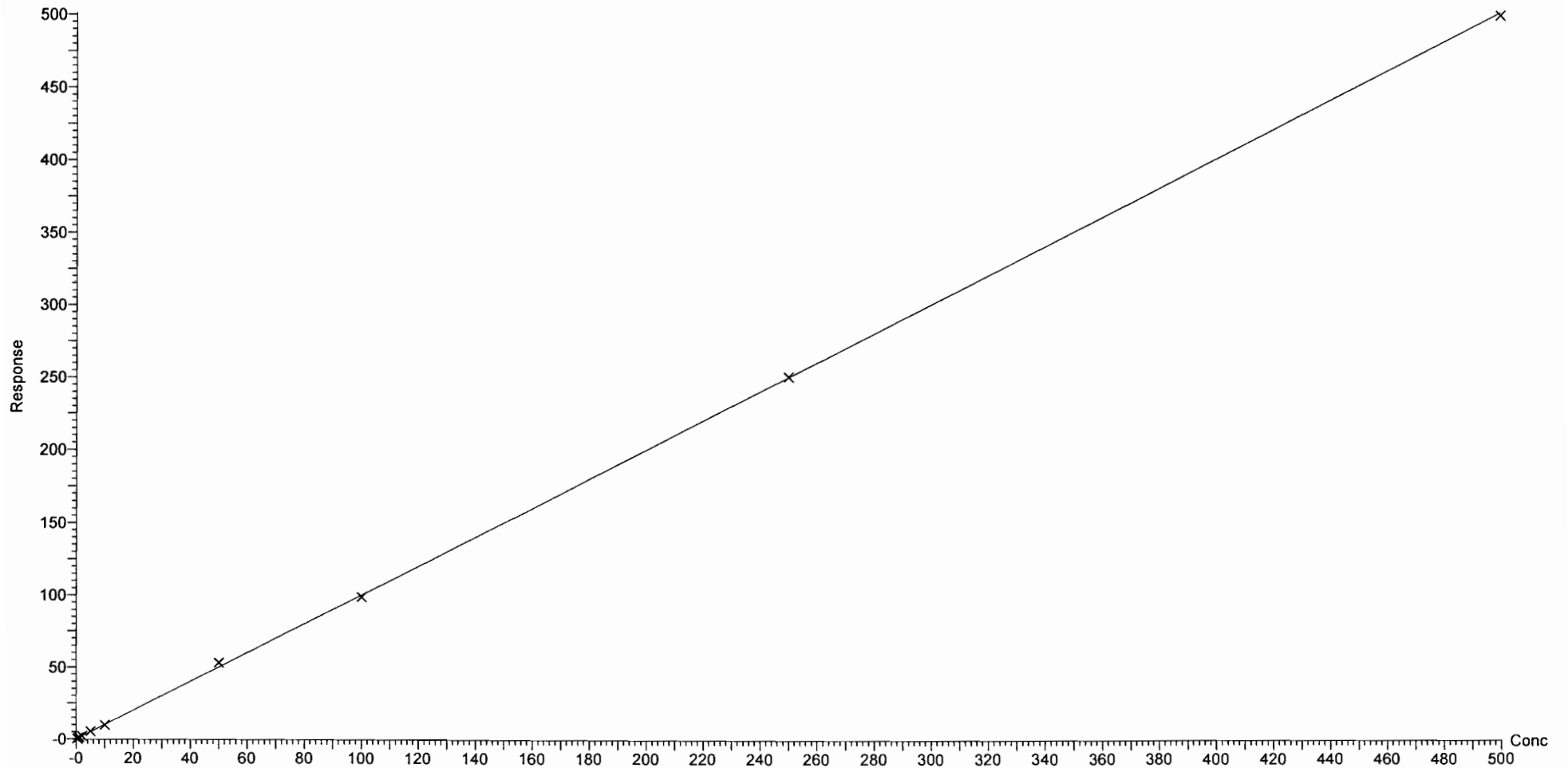
Curve type: Linear, Origin: Include, Weighting: 1/x, Axis trans: None



Dataset: F:\Projects\PFAS.PRO\Results\180521M1\180521M1-CRV.qld

Last Altered: Monday, May 21, 2018 20:05:13 Pacific Daylight Time
Printed: Monday, May 21, 2018 20:13:14 Pacific Daylight Time

Compound name: PFPeA
Correlation coefficient: $r = 0.999875$, $r^2 = 0.999750$
Calibration curve: $1.00141 * x + 0.0710103$
Response type: Internal Std (Ref 35), Area * (IS Conc. / IS Area)
Curve type: Linear, Origin: Exclude, Weighting: 1/x, Axis trans: None



Dataset: F:\Projects\PFAS.PRO\Results\180521M1\180521M1-CRV.qld

Last Altered: Monday, May 21, 2018 20:05:13 Pacific Daylight Time

Printed: Monday, May 21, 2018 20:13:14 Pacific Daylight Time

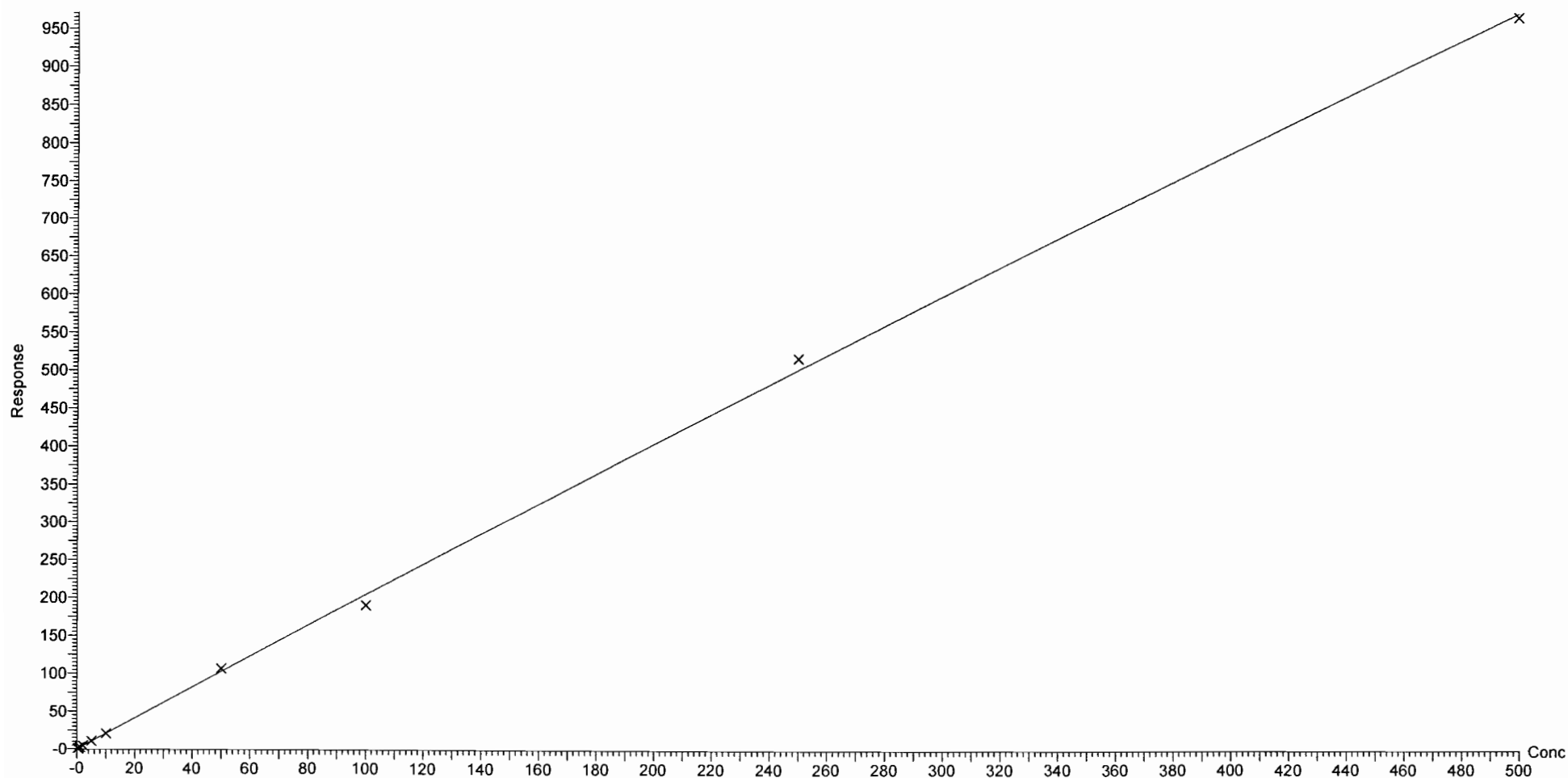
Compound name: PFBS

Coefficient of Determination: $R^2 = 0.999037$

Calibration curve: $-0.000269971 * x^2 + 2.07568 * x + 0.104338$

Response type: Internal Std (Ref 36), Area * (IS Conc. / IS Area)

Curve type: 2nd Order, Origin: Exclude, Weighting: 1/x, Axis trans: None



Dataset: F:\Projects\PFAS.PRO\Results\180521M1\180521M1-CRV.qld

Last Altered: Monday, May 21, 2018 20:05:13 Pacific Daylight Time

Printed: Monday, May 21, 2018 20:13:14 Pacific Daylight Time

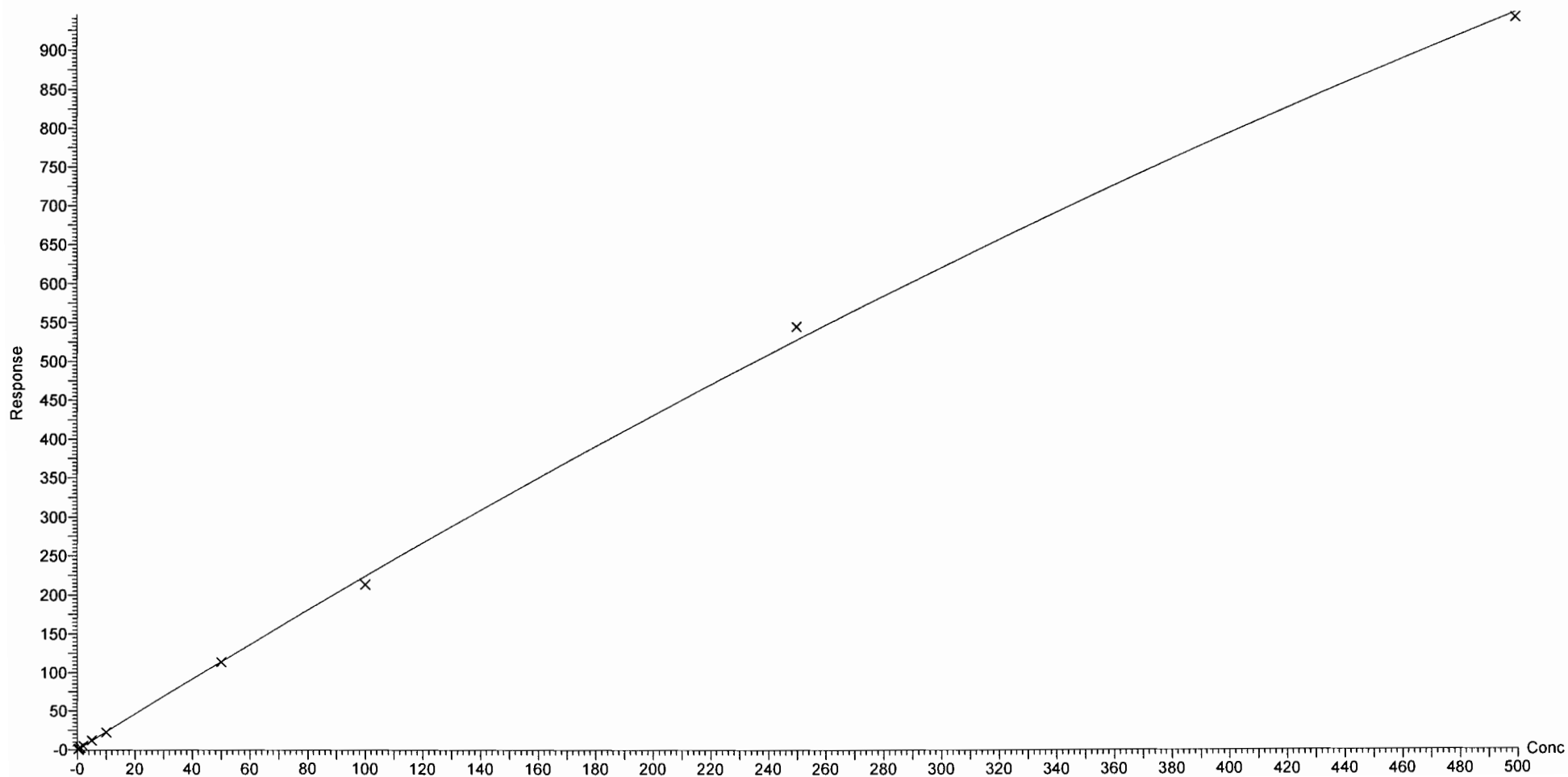
Compound name: 4:2 FTS

Coefficient of Determination: $R^2 = 0.999315$

Calibration curve: $-0.000869695 * x^2 + 2.32429 * x + 0.0482256$

Response type: Internal Std (Ref 36), Area * (IS Conc. / IS Area)

Curve type: 2nd Order, Origin: Exclude, Weighting: 1/x, Axis trans: None



Dataset: F:\Projects\PFAS.PRO\Results\180521M1\180521M1-CRV.qld

Last Altered: Monday, May 21, 2018 20:05:13 Pacific Daylight Time

Printed: Monday, May 21, 2018 20:13:14 Pacific Daylight Time

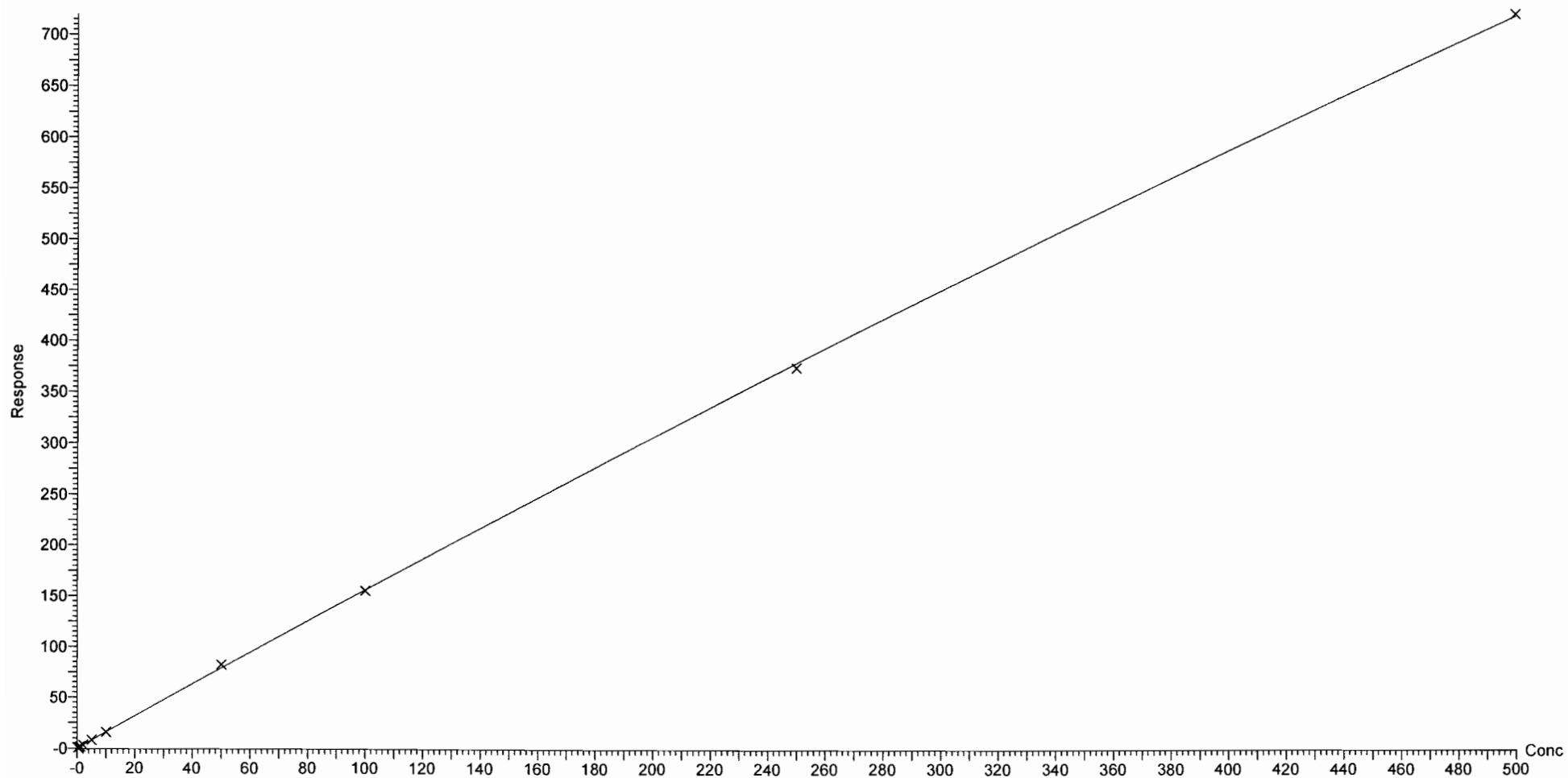
Compound name: PFHxA

Coefficient of Determination: $R^2 = 0.999821$

Calibration curve: $-0.000319621 * x^2 + 1.59427 * x + 0.0792645$

Response type: Internal Std (Ref 37), Area * (IS Conc. / IS Area)

Curve type: 2nd Order, Origin: Include, Weighting: 1/x, Axis trans: None



Dataset: F:\Projects\PFAS.PRO\Results\180521M1\180521M1-CRV.qld

Last Altered: Monday, May 21, 2018 20:05:13 Pacific Daylight Time

Printed: Monday, May 21, 2018 20:13:14 Pacific Daylight Time

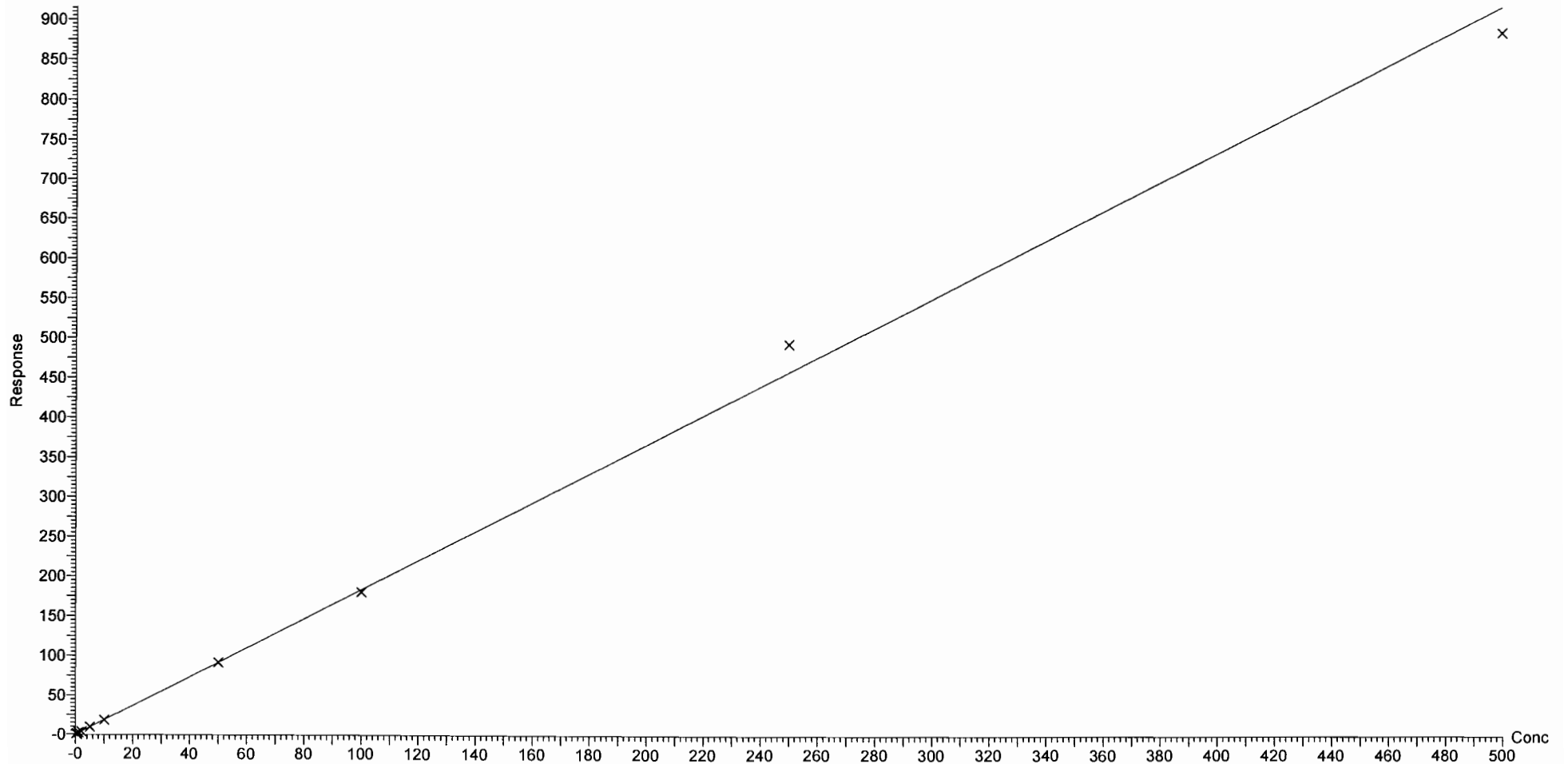
Compound name: PFPeS

Correlation coefficient: $r = 0.998814$, $r^2 = 0.997629$

Calibration curve: $1.83148 * x + 0.132292$

Response type: Internal Std (Ref 36), Area * (IS Conc. / IS Area)

Curve type: Linear, Origin: Exclude, Weighting: 1/x, Axis trans: None



Dataset: F:\Projects\PFAS.PRO\Results\180521M1\180521M1-CRV.qld

Last Altered: Monday, May 21, 2018 20:05:13 Pacific Daylight Time

Printed: Monday, May 21, 2018 20:13:14 Pacific Daylight Time

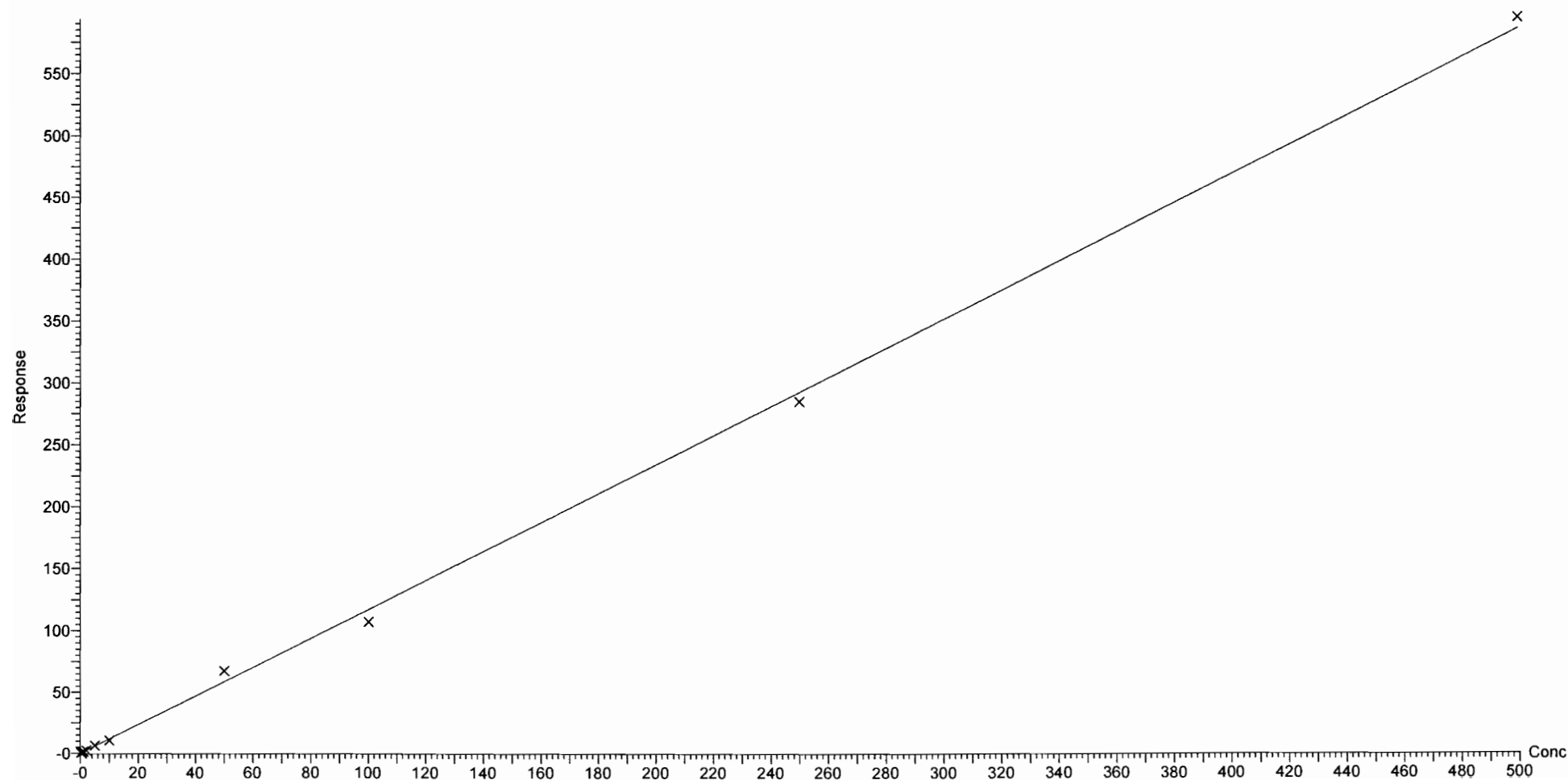
Compound name: PFHpA

Correlation coefficient: $r = 0.998755$, $r^2 = 0.997512$

Calibration curve: $1.16881 * x + 0.109701$

Response type: Internal Std (Ref 38), Area * (IS Conc. / IS Area)

Curve type: Linear, Origin: Exclude, Weighting: 1/x, Axis trans: None



Dataset: F:\Projects\PFAS.PRO\Results\180521M1\180521M1-CRV.qld

Last Altered: Monday, May 21, 2018 20:05:13 Pacific Daylight Time

Printed: Monday, May 21, 2018 20:13:14 Pacific Daylight Time

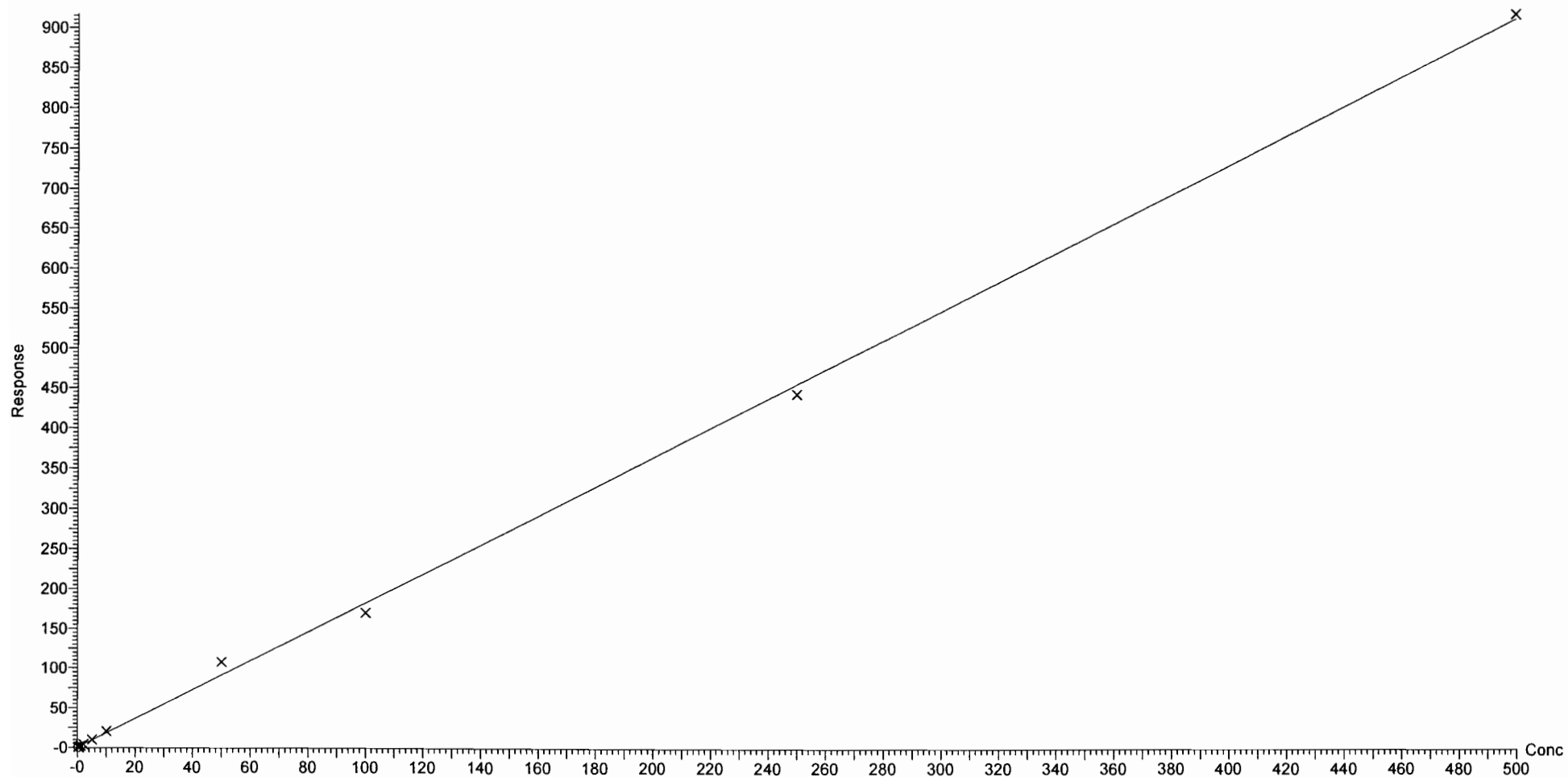
Compound name: L-PFHxS

Correlation coefficient: $r = 0.998641$, $r^2 = 0.997284$

Calibration curve: $1.82155 * x + 0.27967$

Response type: Internal Std (Ref 39), Area * (IS Conc. / IS Area)

Curve type: Linear, Origin: Exclude, Weighting: 1/x, Axis trans: None



Dataset: F:\Projects\PFAS.PRO\Results\180521M1\180521M1-CRV.qld

Last Altered: Monday, May 21, 2018 20:05:13 Pacific Daylight Time

Printed: Monday, May 21, 2018 20:13:14 Pacific Daylight Time

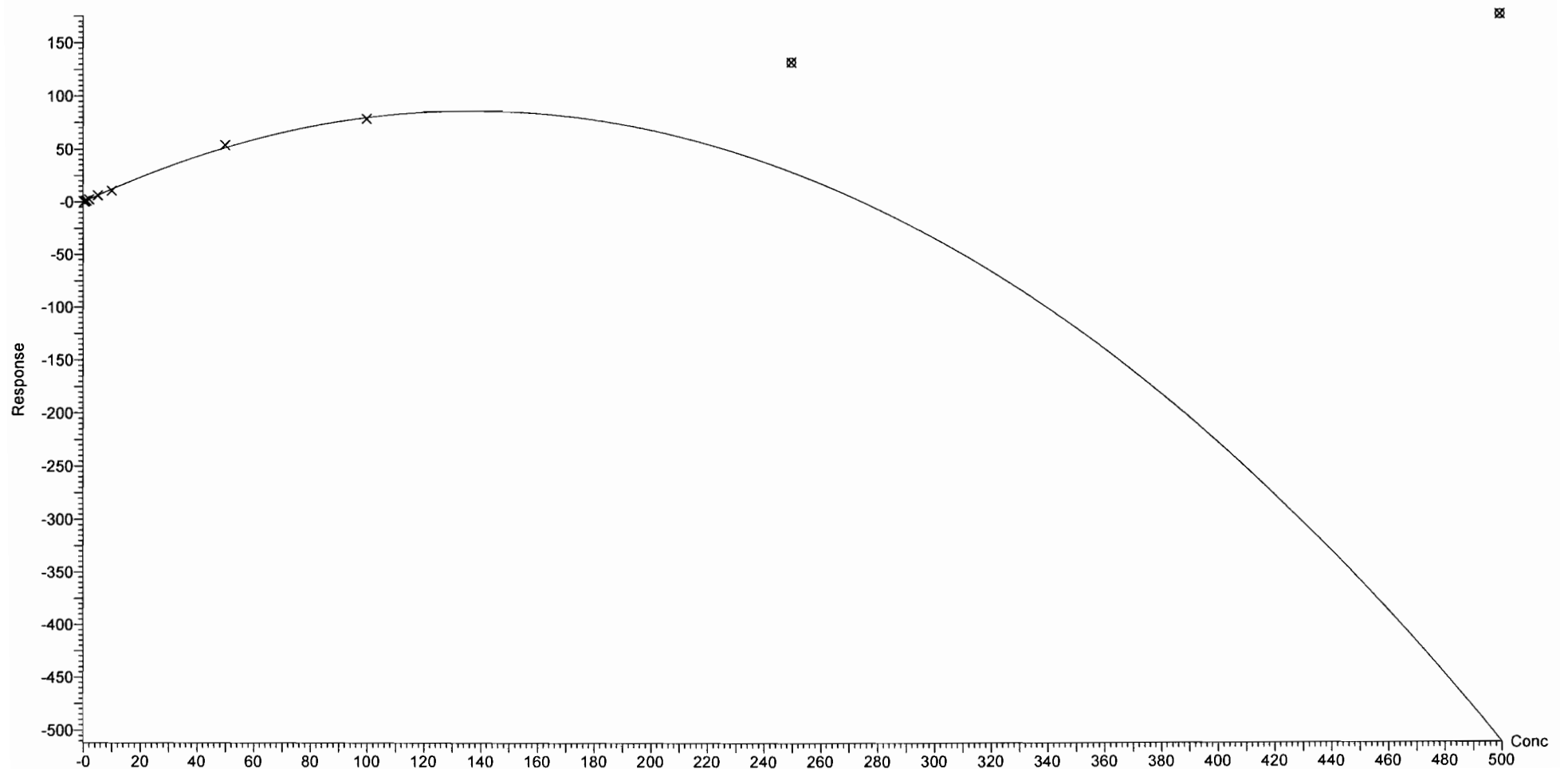
Compound name: 6:2 FTS

Coefficient of Determination: $R^2 = 0.996584$

Calibration curve: $-0.00454174 * x^2 + 1.24777 * x + -0.0280834$

Response type: Internal Std (Ref 40), Area * (IS Conc. / IS Area)

Curve type: 2nd Order, Origin: Exclude, Weighting: 1/x, Axis trans: None



Dataset: F:\Projects\PFAS.PRO\Results\180521M1\180521M1-CRV.qld

Last Altered: Monday, May 21, 2018 20:05:13 Pacific Daylight Time

Printed: Monday, May 21, 2018 20:13:14 Pacific Daylight Time

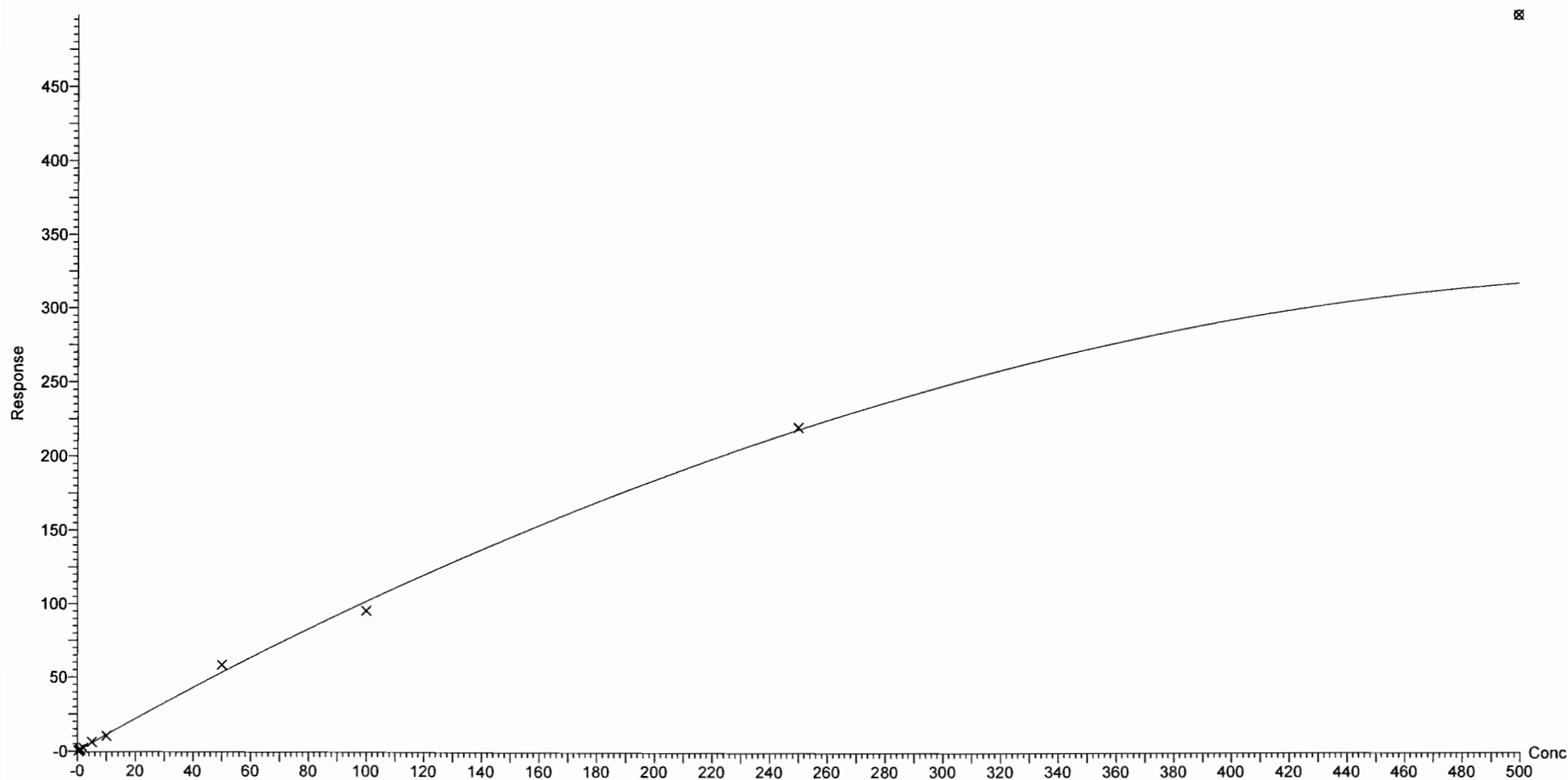
Compound name: L-PFOA

Coefficient of Determination: $R^2 = 0.997042$

Calibration curve: $-0.000961425 * x^2 + 1.1142 * x + 0.0454826$

Response type: Internal Std (Ref 41), Area * (IS Conc. / IS Area)

Curve type: 2nd Order, Origin: Exclude, Weighting: 1/x, Axis trans: None



Dataset: F:\Projects\PFAS.PRO\Results\180521M1\180521M1-CRV.qld

Last Altered: Monday, May 21, 2018 20:05:13 Pacific Daylight Time

Printed: Monday, May 21, 2018 20:13:14 Pacific Daylight Time

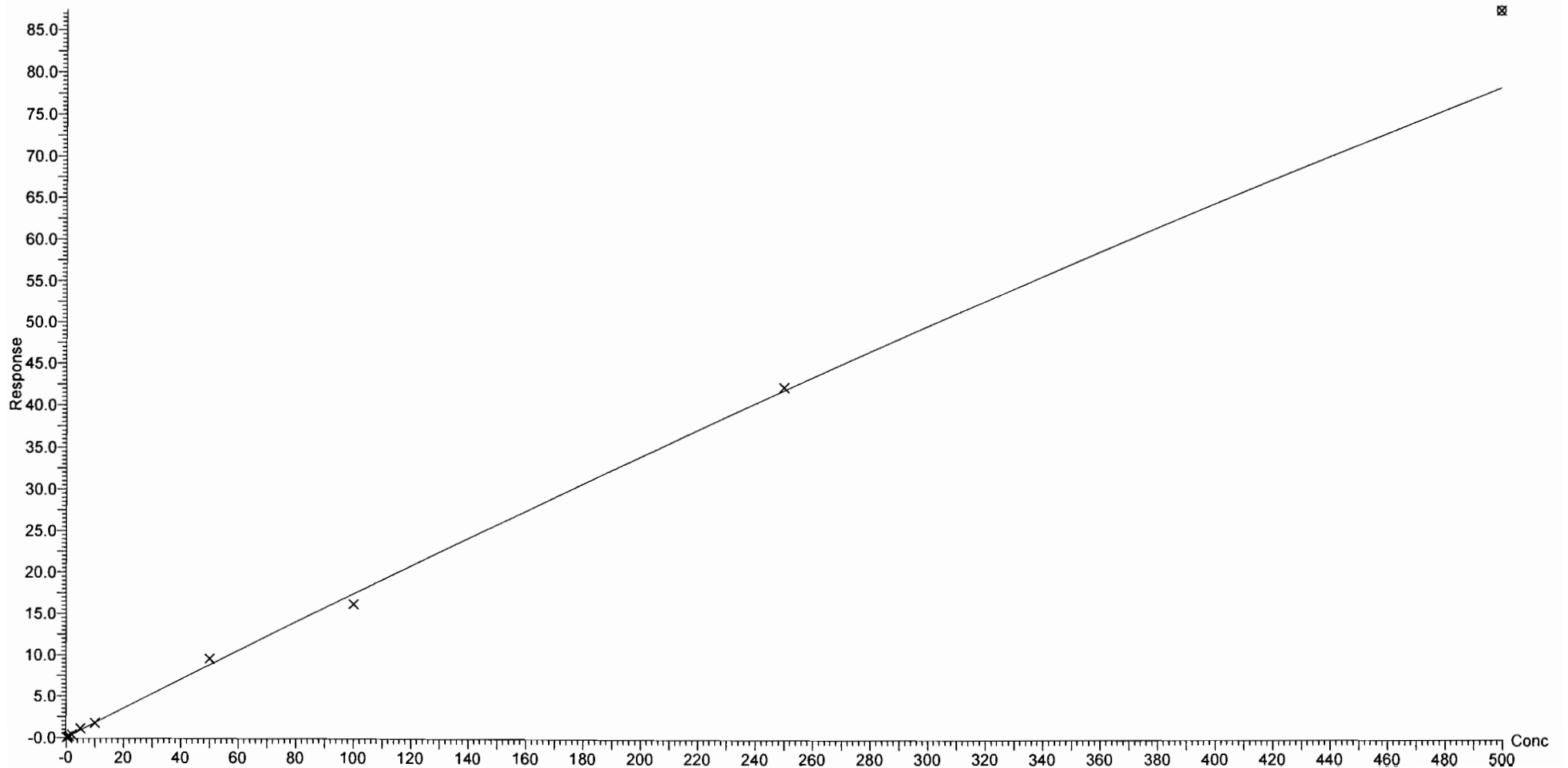
Compound name: PFHpS

Coefficient of Determination: $R^2 = 0.996940$

Calibration curve: $-4.50318e-005 * x^2 + 0.178995 * x + 0.0131168$

Response type: Internal Std (Ref 41), Area * (IS Conc. / IS Area)

Curve type: 2nd Order, Origin: Exclude, Weighting: 1/x, Axis trans: None

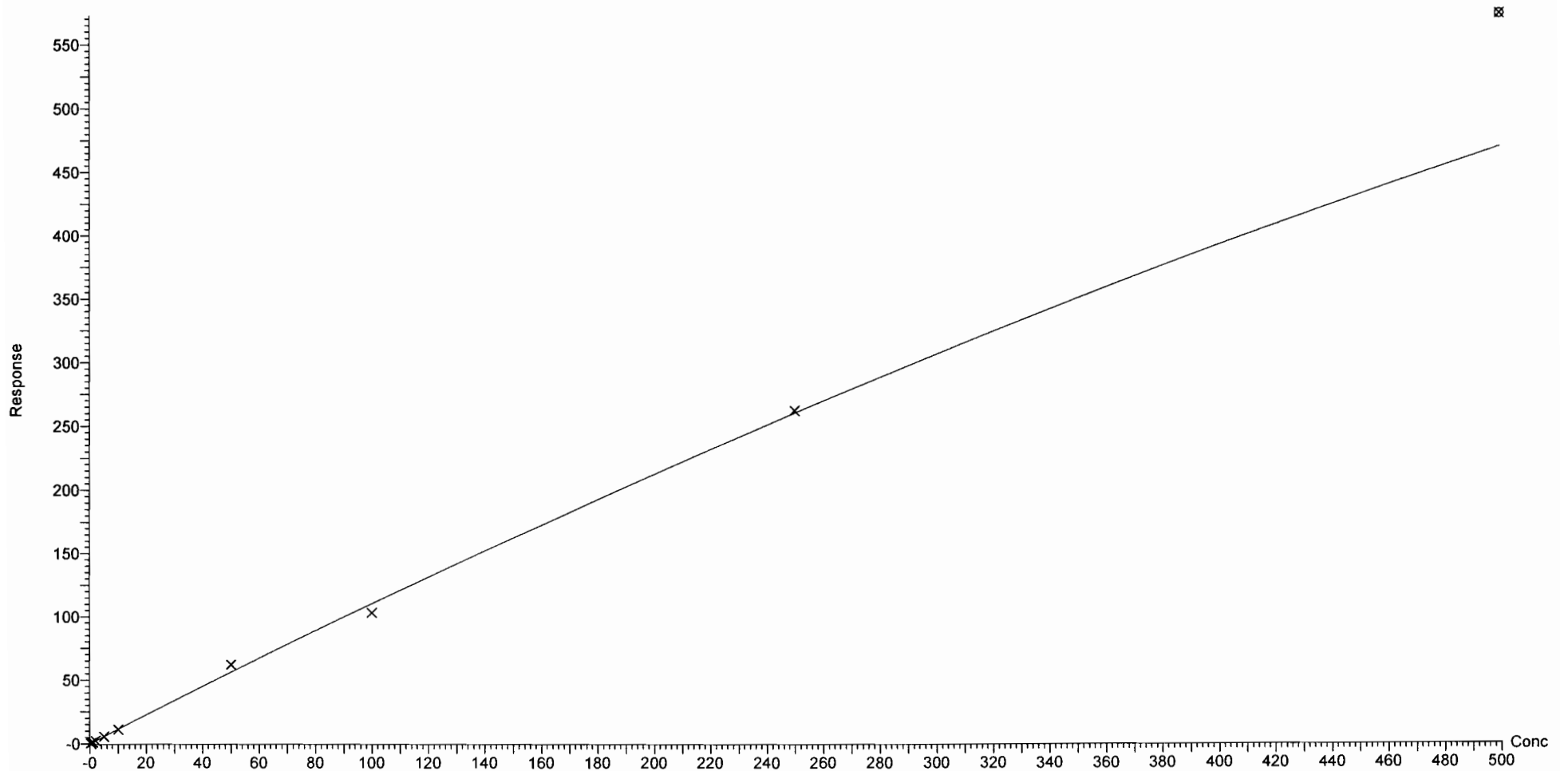


Dataset: F:\Projects\PFAS.PRO\Results\180521M1\180521M1-CRV.qld

Last Altered: Monday, May 21, 2018 20:05:13 Pacific Daylight Time

Printed: Monday, May 21, 2018 20:13:14 Pacific Daylight Time

Compound name: PFNA
Coefficient of Determination: $R^2 = 0.997235$
Calibration curve: $-0.000416377 * x^2 + 1.14536 * x + 0.0369262$
Response type: Internal Std (Ref 42), Area * (IS Conc. / IS Area)
Curve type: 2nd Order, Origin: Exclude, Weighting: 1/x, Axis trans: None



Dataset: F:\Projects\PFAS.PRO\Results\180521M1\180521M1-CRV.qld

Last Altered: Monday, May 21, 2018 20:05:13 Pacific Daylight Time

Printed: Monday, May 21, 2018 20:13:14 Pacific Daylight Time

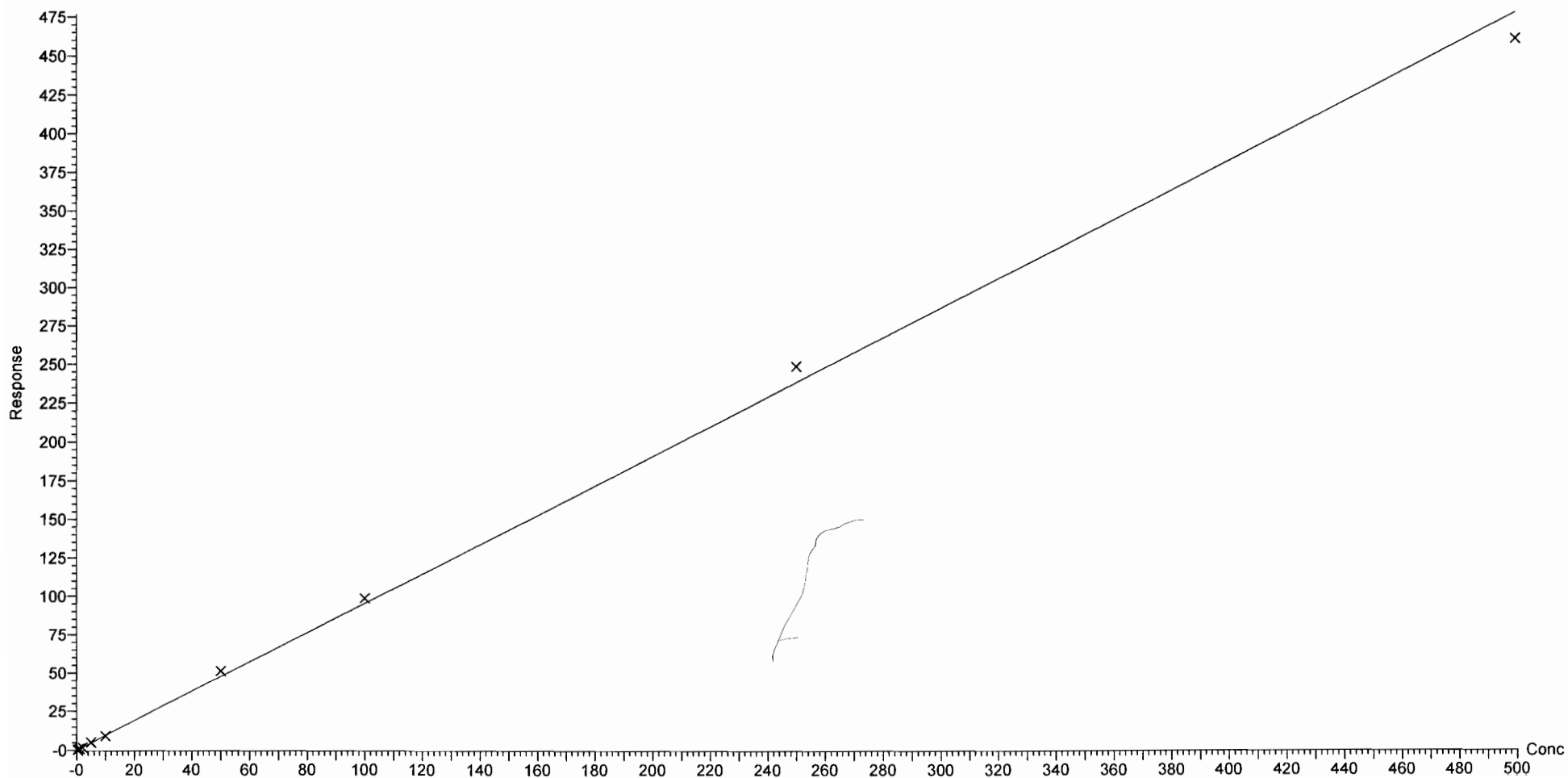
Compound name: PFOSA

Correlation coefficient: $r = 0.999147$, $r^2 = 0.998294$

Calibration curve: $0.953085 * x + 0.0995982$

Response type: Internal Std (Ref 43), Area * (IS Conc. / IS Area)

Curve type: Linear, Origin: Exclude, Weighting: 1/x, Axis trans: None



Dataset: F:\Projects\PFAS.PRO\Results\180521M1\180521M1-CRV.qld

Last Altered: Monday, May 21, 2018 20:05:13 Pacific Daylight Time

Printed: Monday, May 21, 2018 20:13:14 Pacific Daylight Time

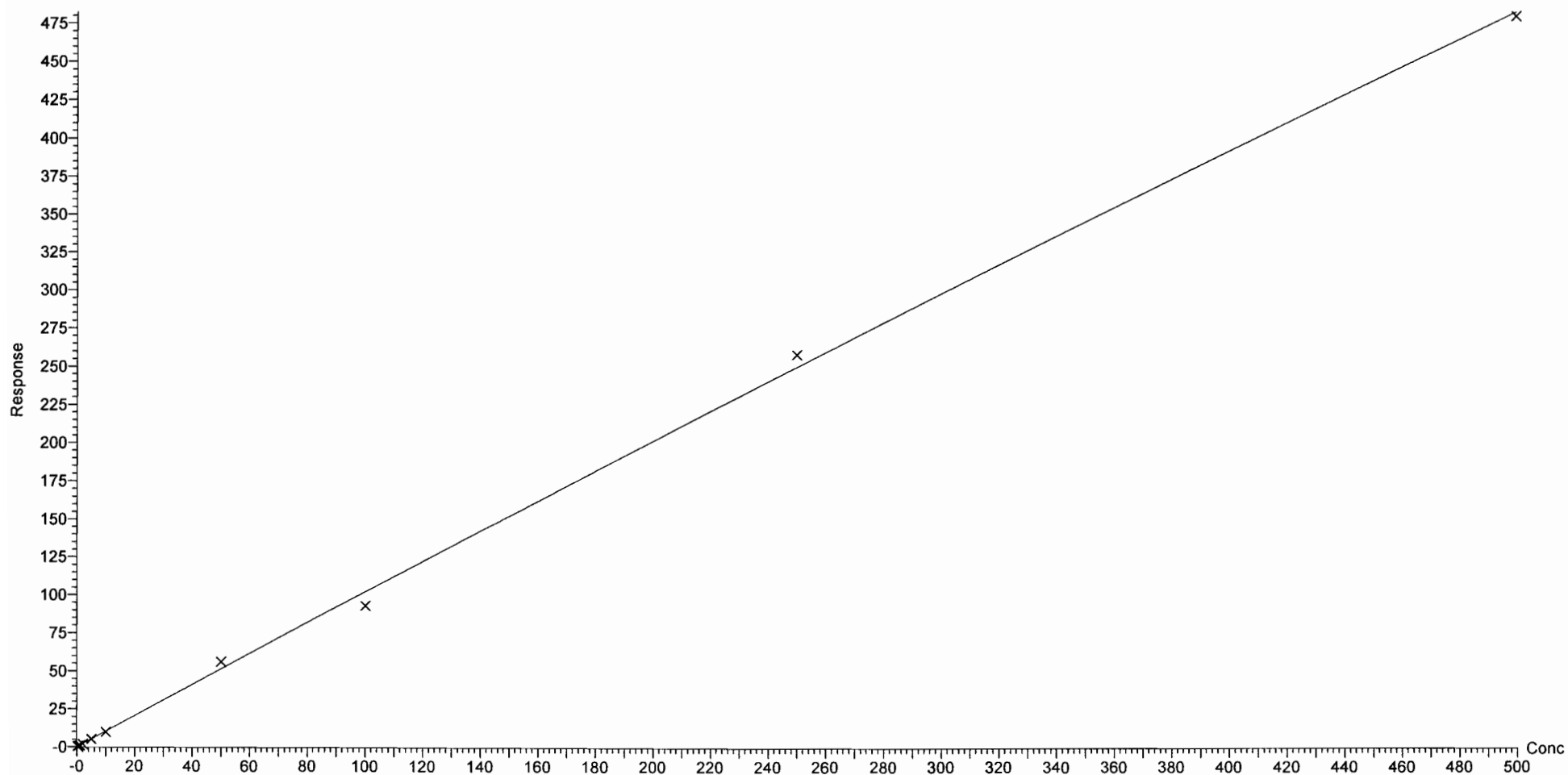
Compound name: L-PFOS

Coefficient of Determination: $R^2 = 0.998049$

Calibration curve: $-0.000146651 * x^2 + 1.03737 * x + 0.00700688$

Response type: Internal Std (Ref 44), Area * (IS Conc. / IS Area)

Curve type: 2nd Order, Origin: Exclude, Weighting: 1/x, Axis trans: None



Dataset: F:\Projects\PFAS.PRO\Results\180521M1\180521M1-CRV.qld

Last Altered: Monday, May 21, 2018 20:05:13 Pacific Daylight Time

Printed: Monday, May 21, 2018 20:13:14 Pacific Daylight Time

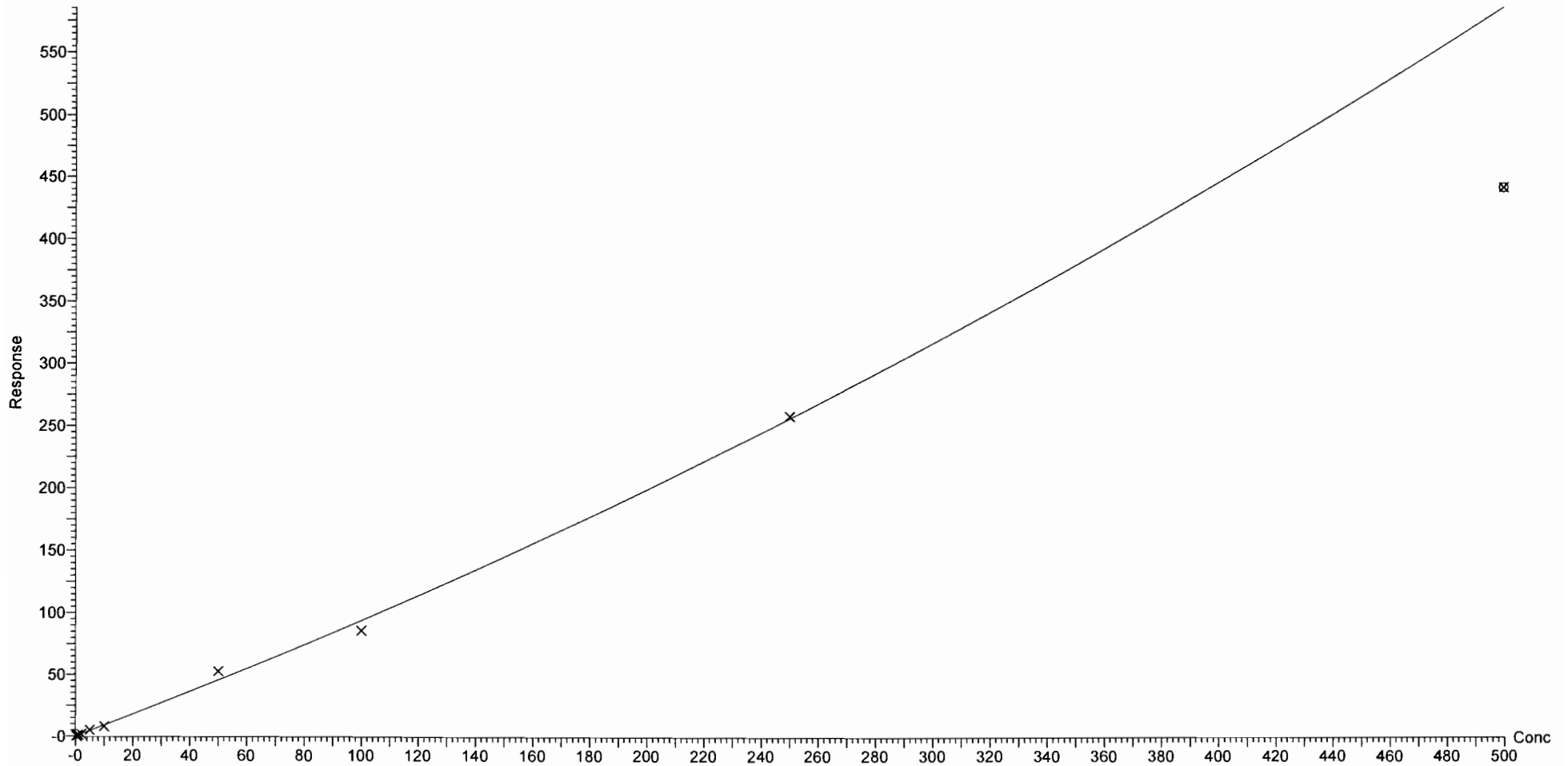
Compound name: PFDA

Coefficient of Determination: $R^2 = 0.995181$

Calibration curve: $0.0005789 * x^2 + 0.880578 * x + 0.0783631$

Response type: Internal Std (Ref 45), Area * (IS Conc. / IS Area)

Curve type: 2nd Order, Origin: Exclude, Weighting: 1/x, Axis trans: None



Dataset: F:\Projects\PFAS.PRO\Results\180521M1\180521M1-CRV.qld

Last Altered: Monday, May 21, 2018 20:05:13 Pacific Daylight Time

Printed: Monday, May 21, 2018 20:13:14 Pacific Daylight Time

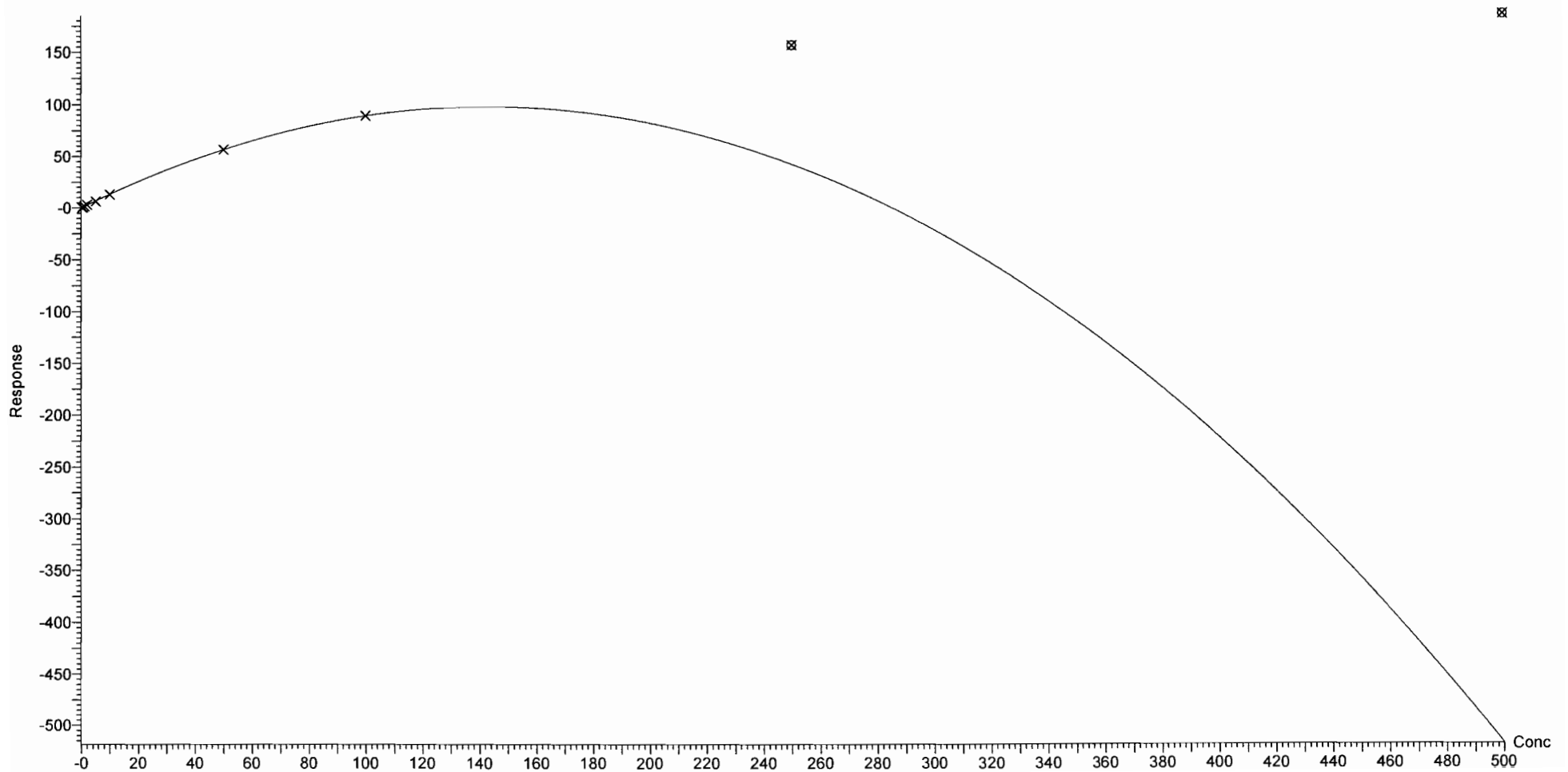
Compound name: 8:2 FTS

Coefficient of Determination: $R^2 = 0.999131$

Calibration curve: $-0.00482106 * x^2 + 1.3738 * x + -0.00121999$

Response type: Internal Std (Ref 46), Area * (IS Conc. / IS Area)

Curve type: 2nd Order, Origin: Exclude, Weighting: 1/x, Axis trans: None



Dataset: F:\Projects\PFAS.PRO\Results\180521M1\180521M1-CRV.qld

Last Altered: Monday, May 21, 2018 20:05:13 Pacific Daylight Time

Printed: Monday, May 21, 2018 20:13:14 Pacific Daylight Time

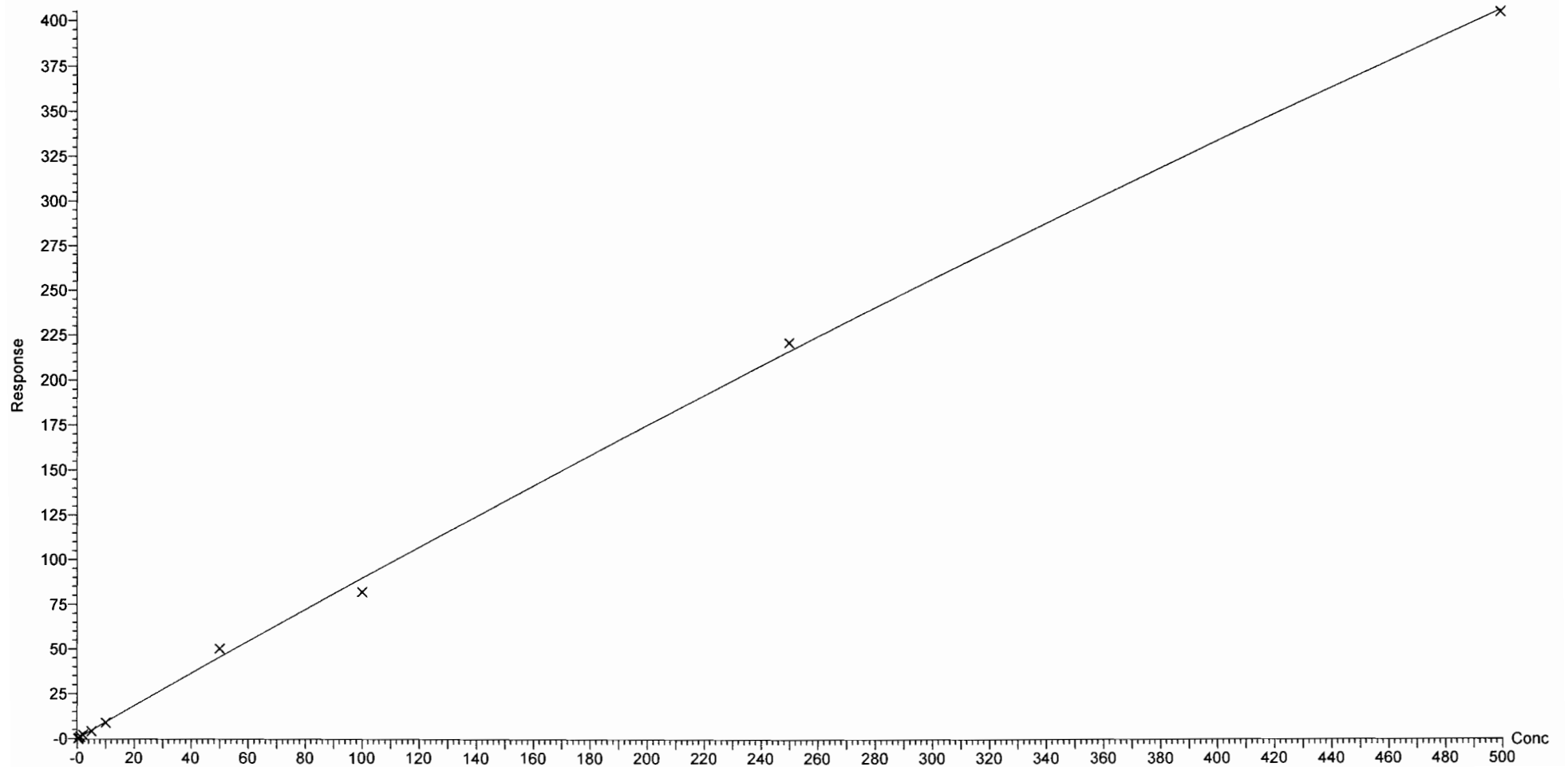
Compound name: PFNS

Coefficient of Determination: $R^2 = 0.997996$

Calibration curve: $-0.000215194 * x^2 + 0.91815 * x + -0.0268254$

Response type: Internal Std (Ref 44), Area * (IS Conc. / IS Area)

Curve type: 2nd Order, Origin: Exclude, Weighting: 1/x, Axis trans: None



Dataset: F:\Projects\PFAS.PRO\Results\180521M1\180521M1-CRV.qld

Last Altered: Monday, May 21, 2018 20:05:13 Pacific Daylight Time

Printed: Monday, May 21, 2018 20:13:14 Pacific Daylight Time

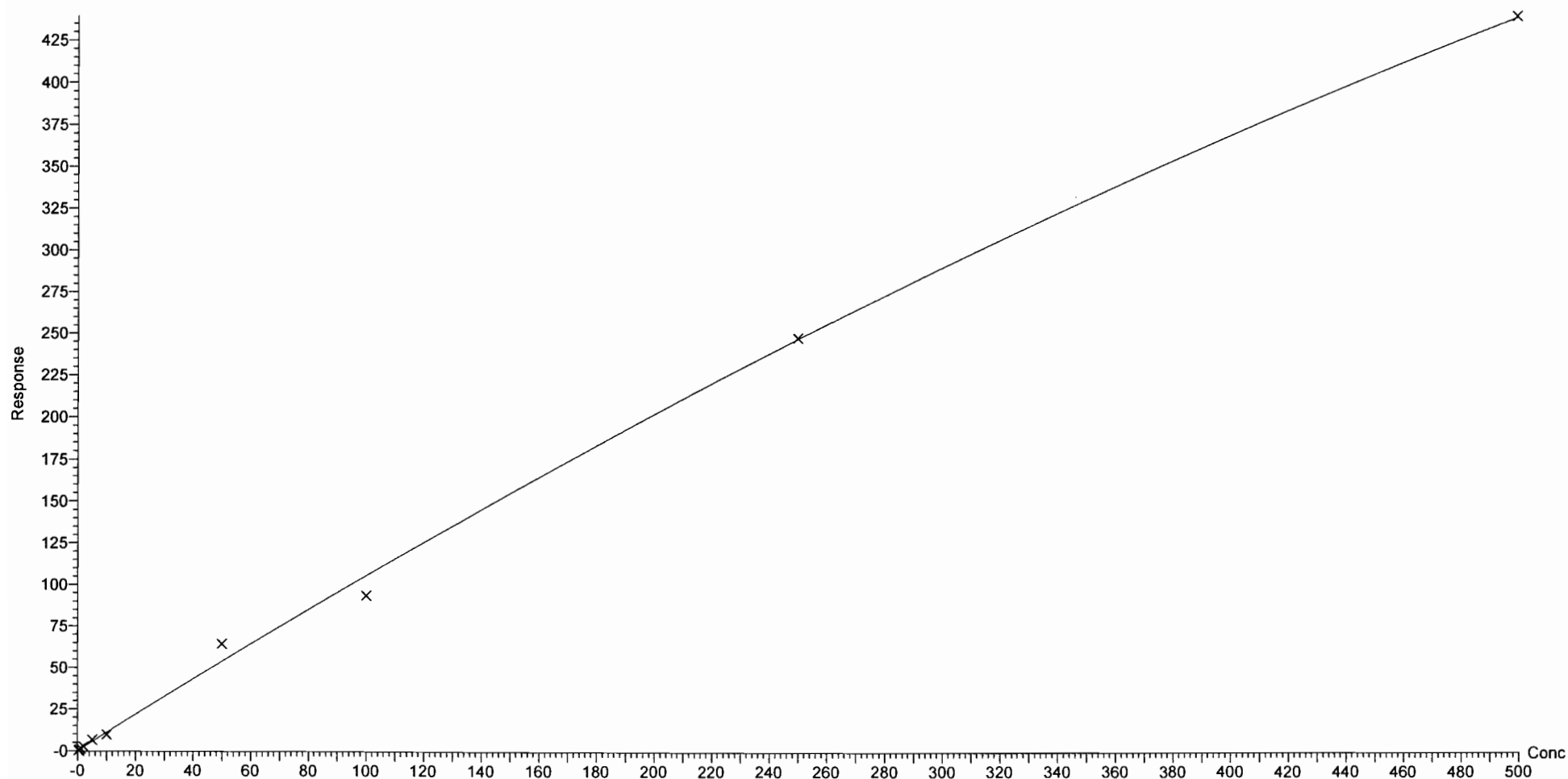
Compound name: N-MeFOSAA

Coefficient of Determination: $R^2 = 0.994992$

Calibration curve: $-0.000445536 * x^2 + 1.09945 * x + 0.0474225$

Response type: Internal Std (Ref 47), Area * (IS Conc. / IS Area)

Curve type: 2nd Order, Origin: Include, Weighting: 1/x, Axis trans: None



Dataset: F:\Projects\PFAS.PRO\Results\180521M1\180521M1-CRV.qld

Last Altered: Monday, May 21, 2018 20:05:13 Pacific Daylight Time

Printed: Monday, May 21, 2018 20:13:14 Pacific Daylight Time

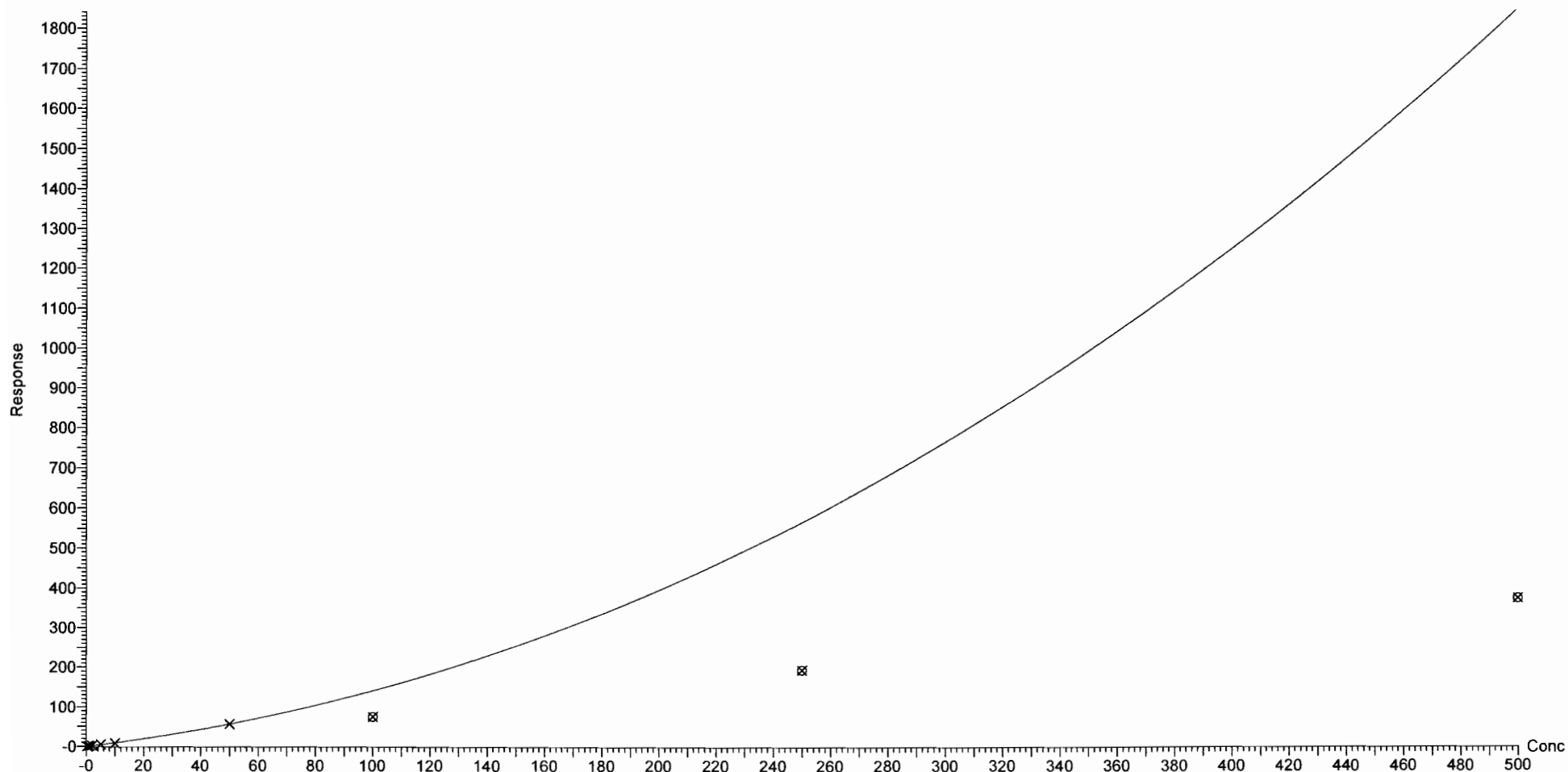
Compound name: N-EtFOSAA

Coefficient of Determination: $R^2 = 0.995896$

Calibration curve: $0.00567304 * x^2 + 0.843593 * x + 0.0358341$

Response type: Internal Std (Ref 48), Area * (IS Conc. / IS Area)

Curve type: 2nd Order, Origin: Include, Weighting: 1/x, Axis trans: None



Dataset: F:\Projects\PFAS.PRO\Results\180521M1\180521M1-CRV.qld

Last Altered: Monday, May 21, 2018 20:05:13 Pacific Daylight Time

Printed: Monday, May 21, 2018 20:13:14 Pacific Daylight Time

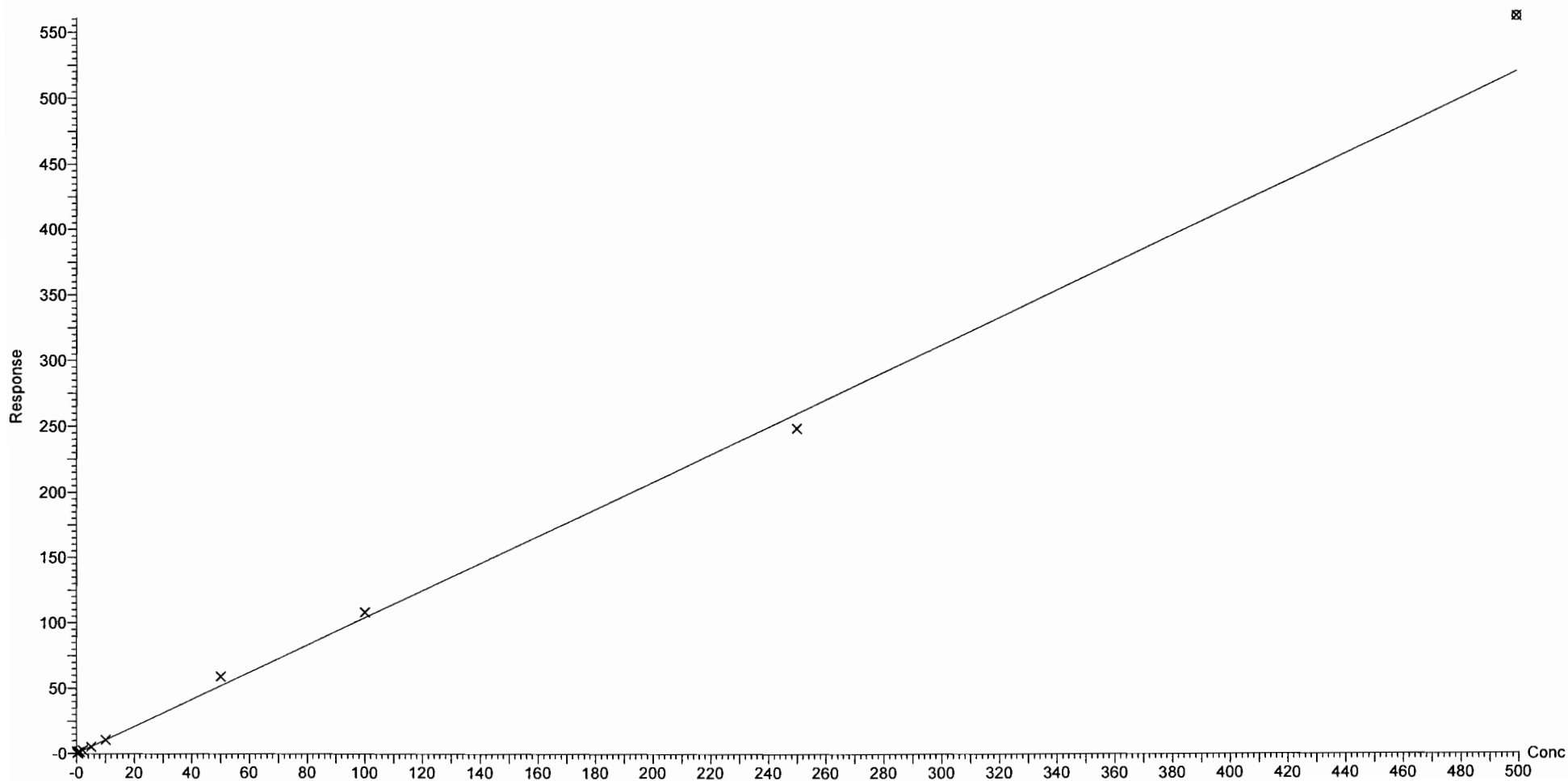
Compound name: PFUdA

Correlation coefficient: $r = 0.998001$, $r^2 = 0.996007$

Calibration curve: $1.03784 * x + 0.163338$

Response type: Internal Std (Ref 49), Area * (IS Conc. / IS Area)

Curve type: Linear, Origin: Exclude, Weighting: 1/x, Axis trans: None



Dataset: F:\Projects\PFAS.PRO\Results\180521M1\180521M1-CRV.qld

Last Altered: Monday, May 21, 2018 20:05:13 Pacific Daylight Time

Printed: Monday, May 21, 2018 20:13:14 Pacific Daylight Time

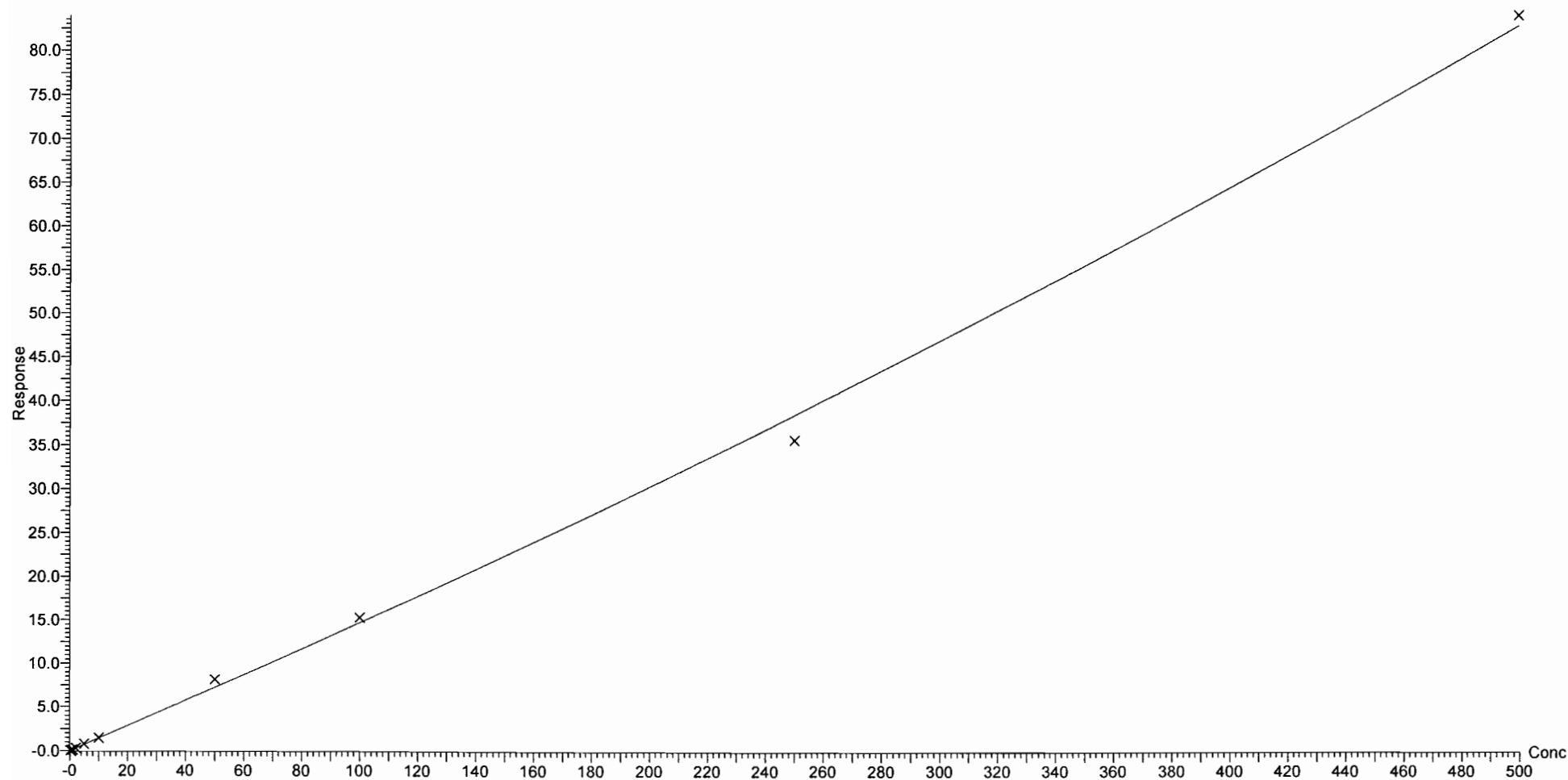
Compound name: PFDS

Coefficient of Determination: $R^2 = 0.997553$

Calibration curve: $4.61829e-005 * x^2 + 0.142346 * x + 0.00393124$

Response type: Internal Std (Ref 49), Area * (IS Conc. / IS Area)

Curve type: 2nd Order, Origin: Exclude, Weighting: 1/x, Axis trans: None



Dataset: F:\Projects\PFAS.PRO\Results\180521M1\180521M1-CRV.qld

Last Altered: Monday, May 21, 2018 20:05:13 Pacific Daylight Time

Printed: Monday, May 21, 2018 20:13:14 Pacific Daylight Time

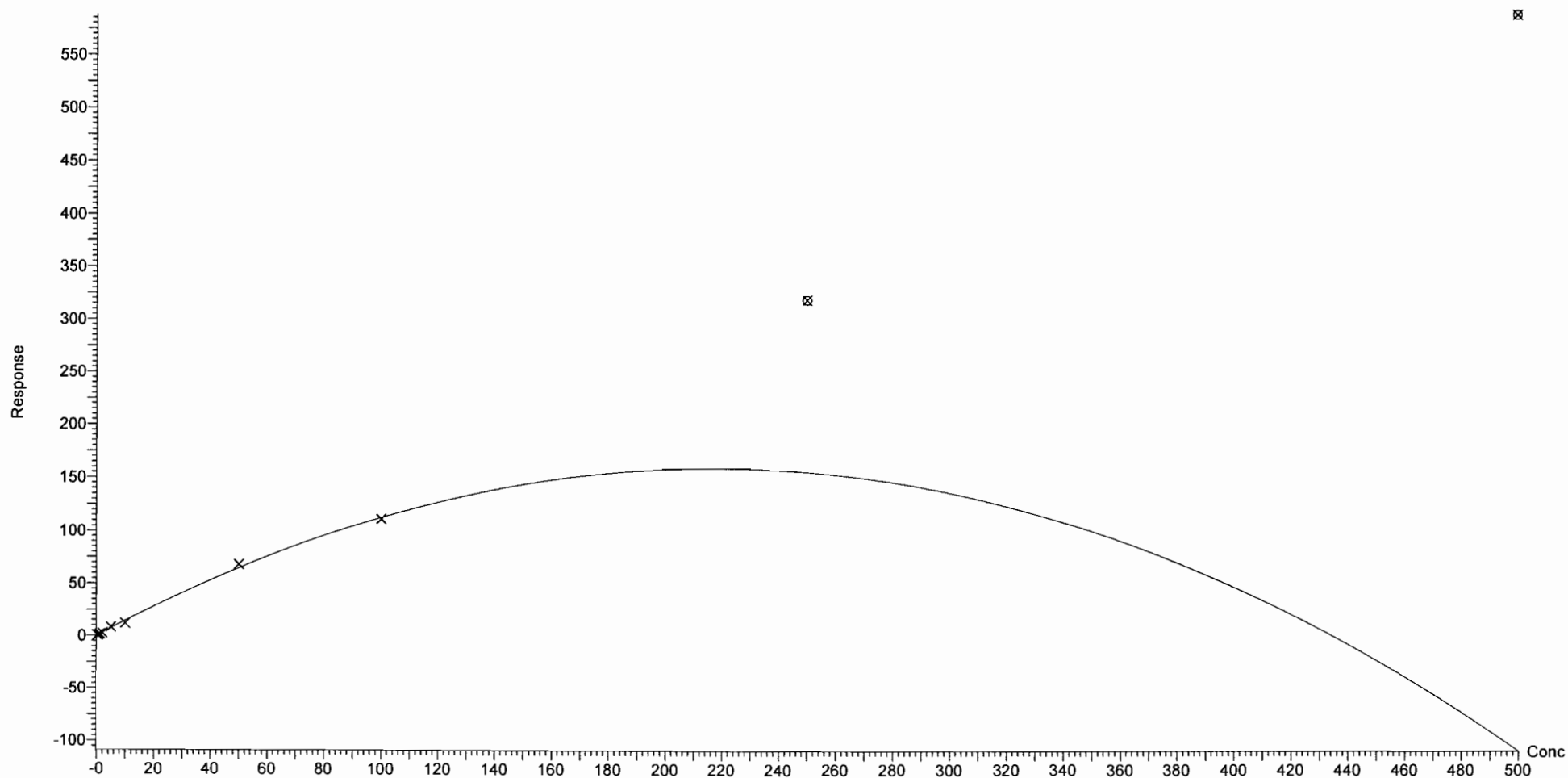
Compound name: PFDoA

Coefficient of Determination: $R^2 = 0.994761$

Calibration curve: $-0.00335924 * x^2 + 1.46244 * x + 0.023519$

Response type: Internal Std (Ref 50), Area * (IS Conc. / IS Area)

Curve type: 2nd Order, Origin: Exclude, Weighting: 1/x, Axis trans: None



Dataset: F:\Projects\PFAS.PRO\Results\180521M1\180521M1-CRV.qld

Last Altered: Monday, May 21, 2018 20:05:13 Pacific Daylight Time

Printed: Monday, May 21, 2018 20:13:14 Pacific Daylight Time

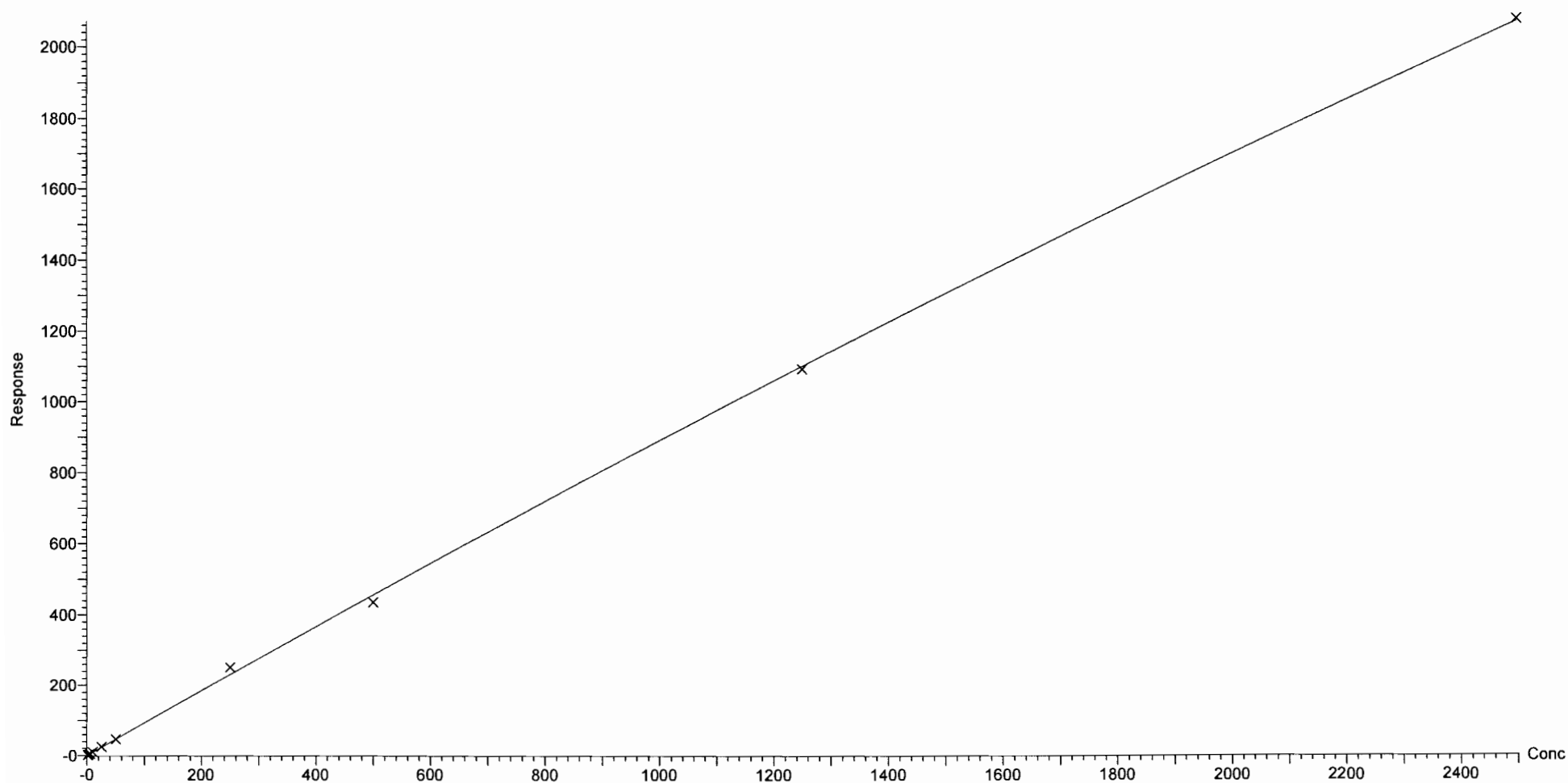
Compound name: N-MeFOSA

Coefficient of Determination: $R^2 = 0.999136$

Calibration curve: $-4.2736e-005 * x^2 + 0.932793 * x + 0.306297$

Response type: Internal Std (Ref 51), Area * (IS Conc. / IS Area)

Curve type: 2nd Order, Origin: Include, Weighting: 1/x, Axis trans: None



Dataset: F:\Projects\PFAS.PRO\Results\180521M1\180521M1-CRV.qld

Last Altered: Monday, May 21, 2018 20:05:13 Pacific Daylight Time

Printed: Monday, May 21, 2018 20:13:14 Pacific Daylight Time

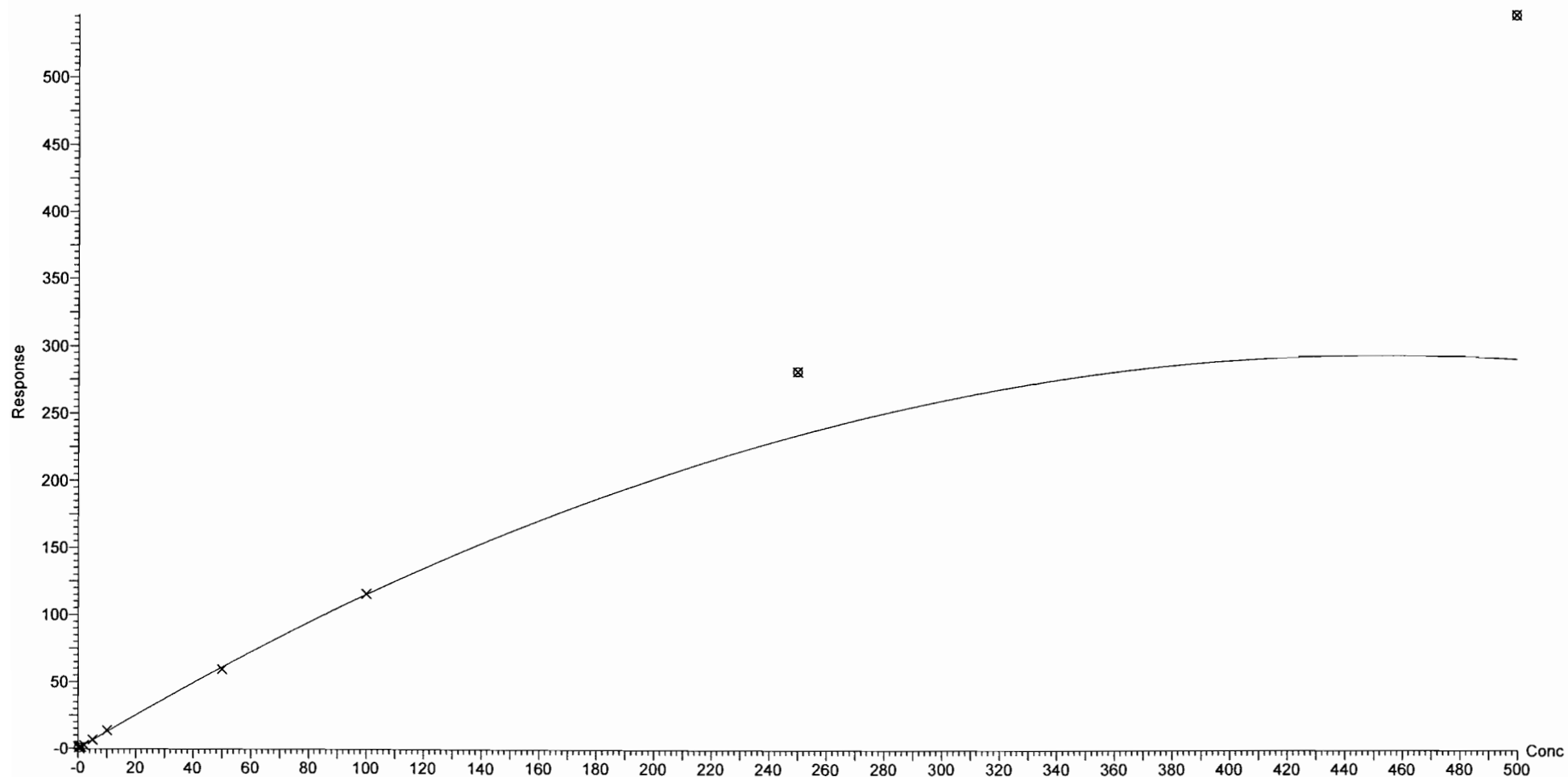
Compound name: PFTTrDA

Coefficient of Determination: $R^2 = 0.998734$

Calibration curve: $-0.00143012 * x^2 + 1.29685 * x - 0.0486044$

Response type: Internal Std (Ref 50), Area * (IS Conc. / IS Area)

Curve type: 2nd Order, Origin: Exclude, Weighting: 1/x, Axis trans: None



Dataset: F:\Projects\PFAS.PRO\Results\180521M1\180521M1-CRV.qld

Last Altered: Monday, May 21, 2018 20:05:13 Pacific Daylight Time

Printed: Monday, May 21, 2018 20:13:14 Pacific Daylight Time

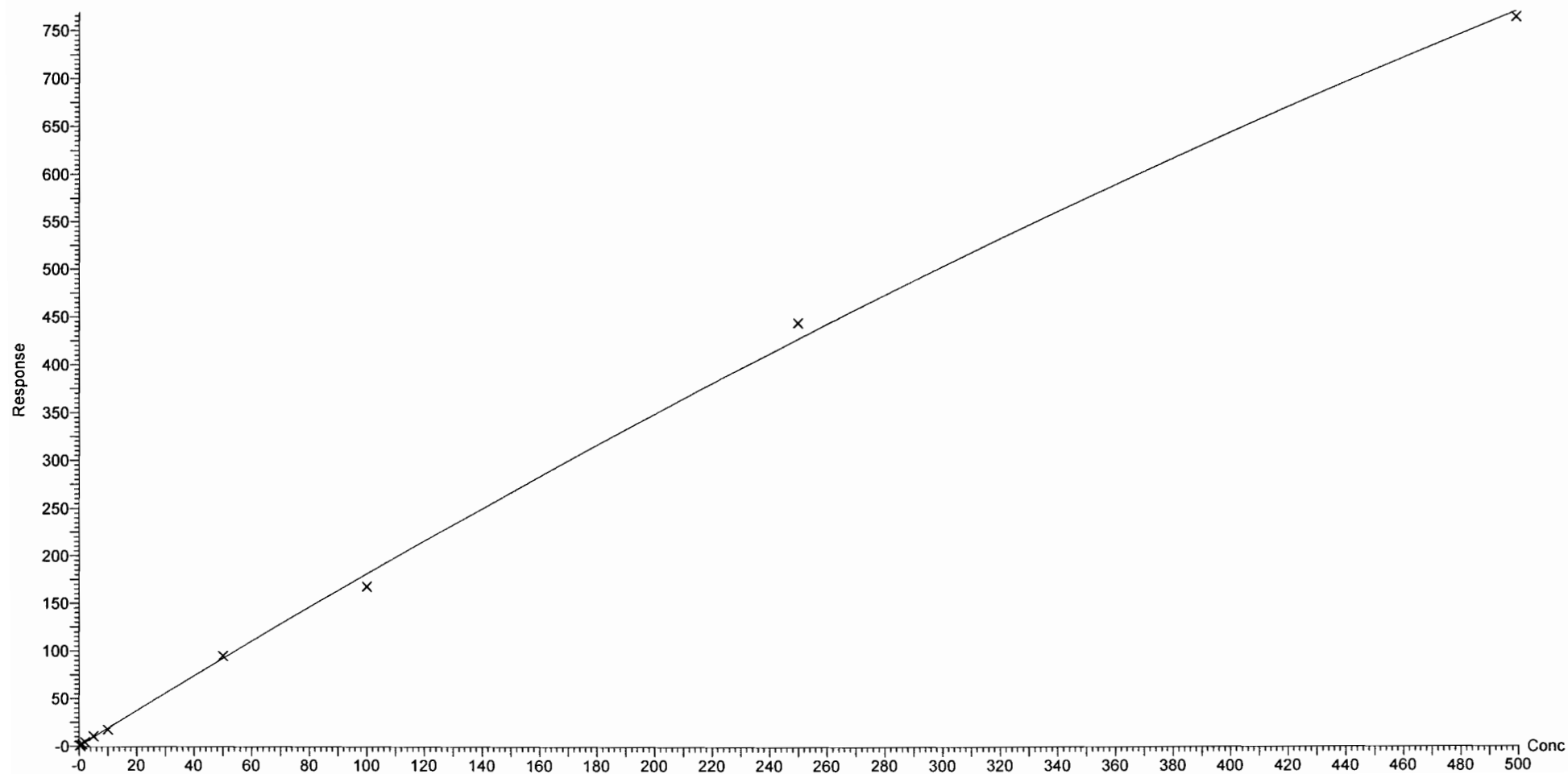
Compound name: PFTeDA

Coefficient of Determination: $R^2 = 0.998521$

Calibration curve: $-0.000685279 * x^2 + 1.87959 * x + 0.167883$

Response type: Internal Std (Ref 52), Area * (IS Conc. / IS Area)

Curve type: 2nd Order, Origin: Exclude, Weighting: 1/x, Axis trans: None



Dataset: F:\Projects\PFAS.PRO\Results\180521M1\180521M1-CRV.qld

Last Altered: Monday, May 21, 2018 20:05:13 Pacific Daylight Time

Printed: Monday, May 21, 2018 20:13:14 Pacific Daylight Time

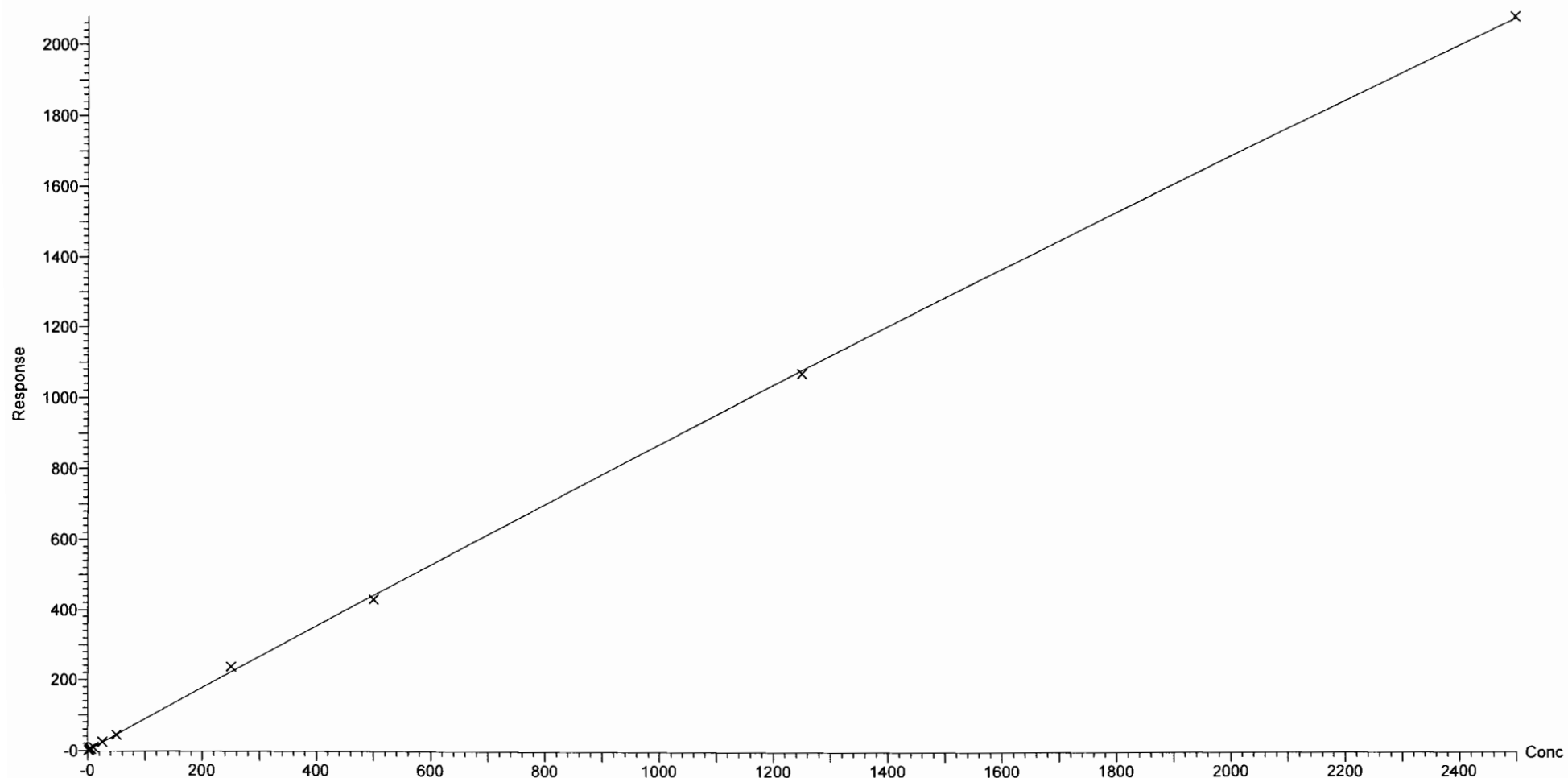
Compound name: N-EtFOSA

Coefficient of Determination: $R^2 = 0.999529$

Calibration curve: $-2.81886e-005 * x^2 + 0.899336 * x + 0.074709$

Response type: Internal Std (Ref 53), Area * (IS Conc. / IS Area)

Curve type: 2nd Order, Origin: Exclude, Weighting: 1/x, Axis trans: None



Dataset: F:\Projects\PFAS.PRO\Results\180521M1\180521M1-CRV.qld

Last Altered: Monday, May 21, 2018 20:05:13 Pacific Daylight Time

Printed: Monday, May 21, 2018 20:13:14 Pacific Daylight Time

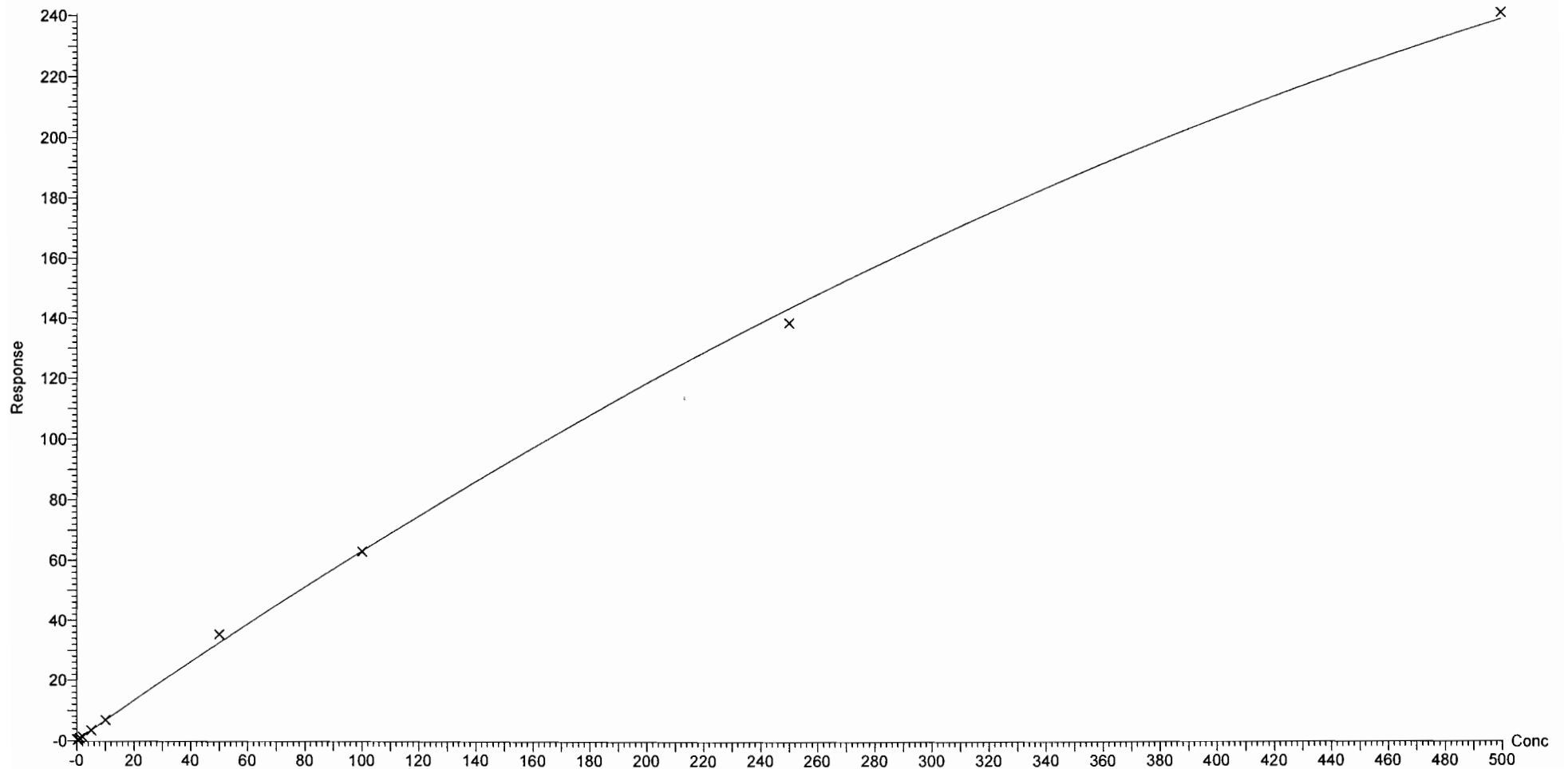
Compound name: PFHxDA

Coefficient of Determination: $R^2 = 0.998963$

Calibration curve: $-0.000383496 * x^2 + 0.668512 * x + 0.129599$

Response type: Internal Std (Ref 54), Area * (IS Conc. / IS Area)

Curve type: 2nd Order, Origin: Exclude, Weighting: 1/x, Axis trans: None



Dataset: F:\Projects\PFAS.PRO\Results\180521M1\180521M1-CRV.qld

Last Altered: Monday, May 21, 2018 20:05:13 Pacific Daylight Time

Printed: Monday, May 21, 2018 20:13:14 Pacific Daylight Time

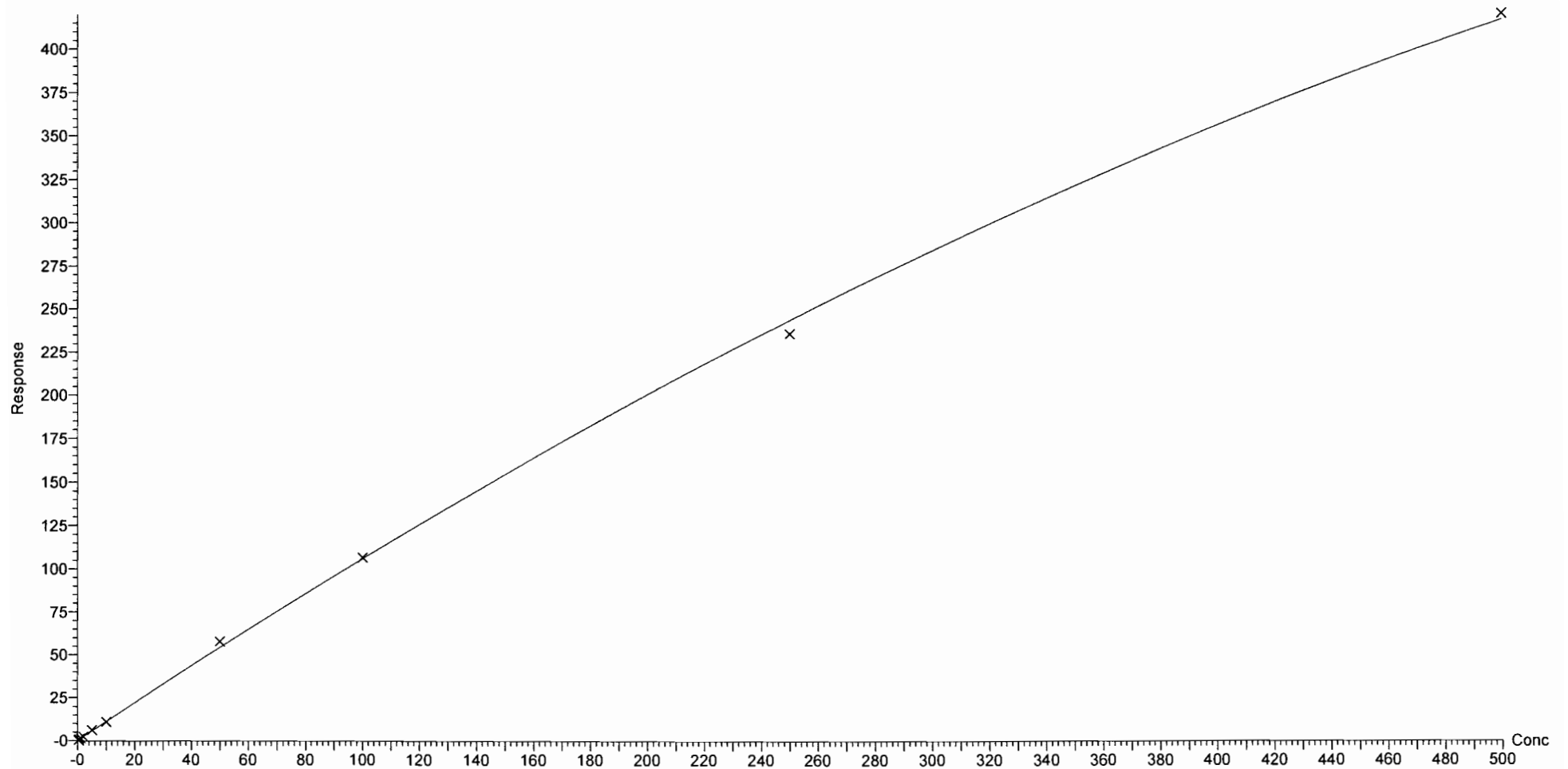
Compound name: PFODA

Coefficient of Determination: $R^2 = 0.999244$

Calibration curve: $-0.000565258 * x^2 + 1.11529 * x + 0.055415$

Response type: Internal Std (Ref 54), Area * (IS Conc. / IS Area)

Curve type: 2nd Order, Origin: Include, Weighting: 1/x, Axis trans: None



Dataset: F:\Projects\PFAS.PRO\Results\180521M1\180521M1-CRV.qld

Last Altered: Monday, May 21, 2018 20:05:13 Pacific Daylight Time

Printed: Monday, May 21, 2018 20:13:14 Pacific Daylight Time

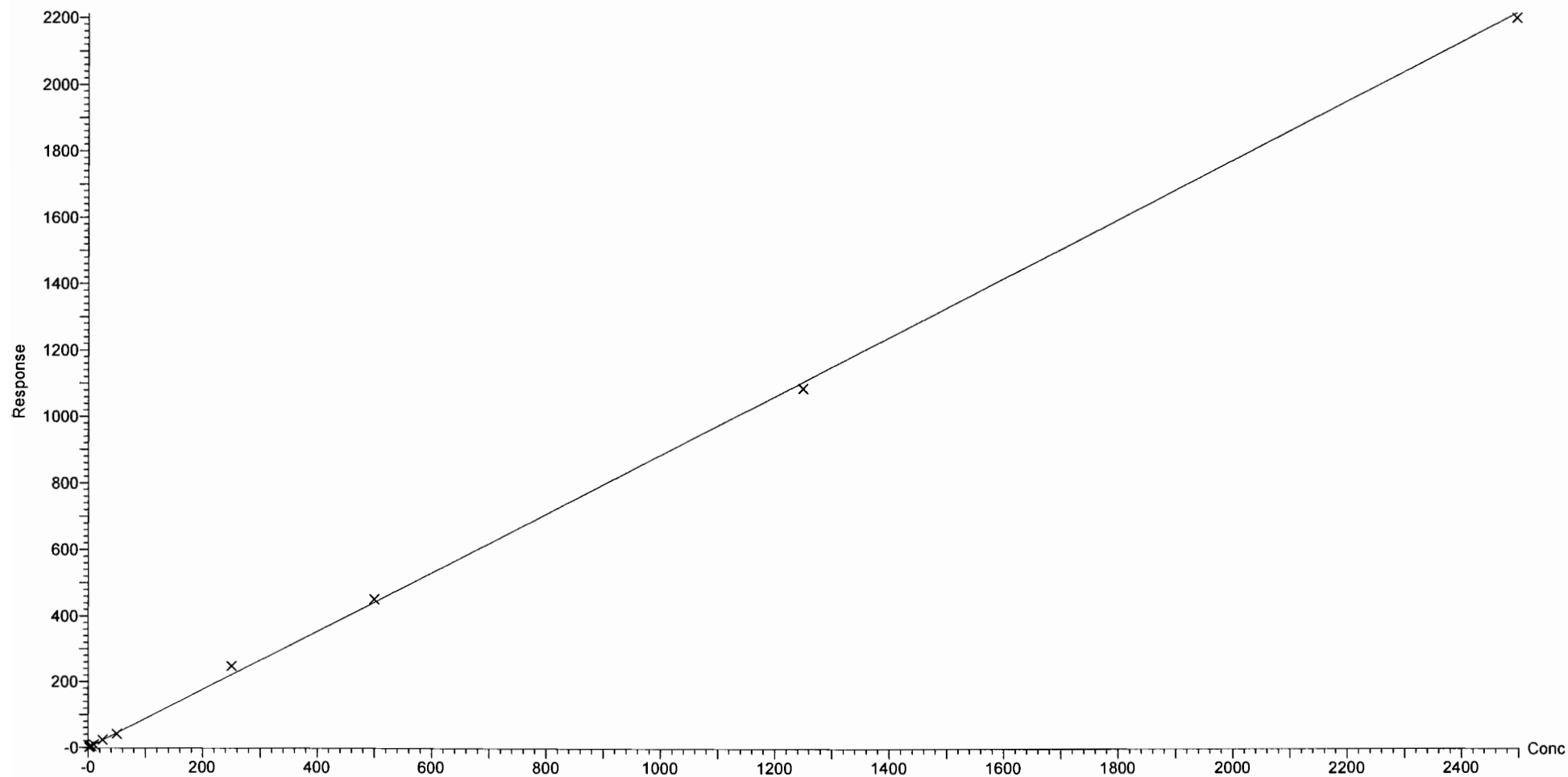
Compound name: N-MeFOSE

Correlation coefficient: $r = 0.999482$, $r^2 = 0.998965$

Calibration curve: $0.884633 * x + 0.349156$

Response type: Internal Std (Ref 55), Area * (IS Conc. / IS Area)

Curve type: Linear, Origin: Exclude, Weighting: 1/x, Axis trans: None



Dataset: F:\Projects\PFAS.PRO\Results\180521M1\180521M1-CRV.qld

Last Altered: Monday, May 21, 2018 20:05:13 Pacific Daylight Time

Printed: Monday, May 21, 2018 20:13:14 Pacific Daylight Time

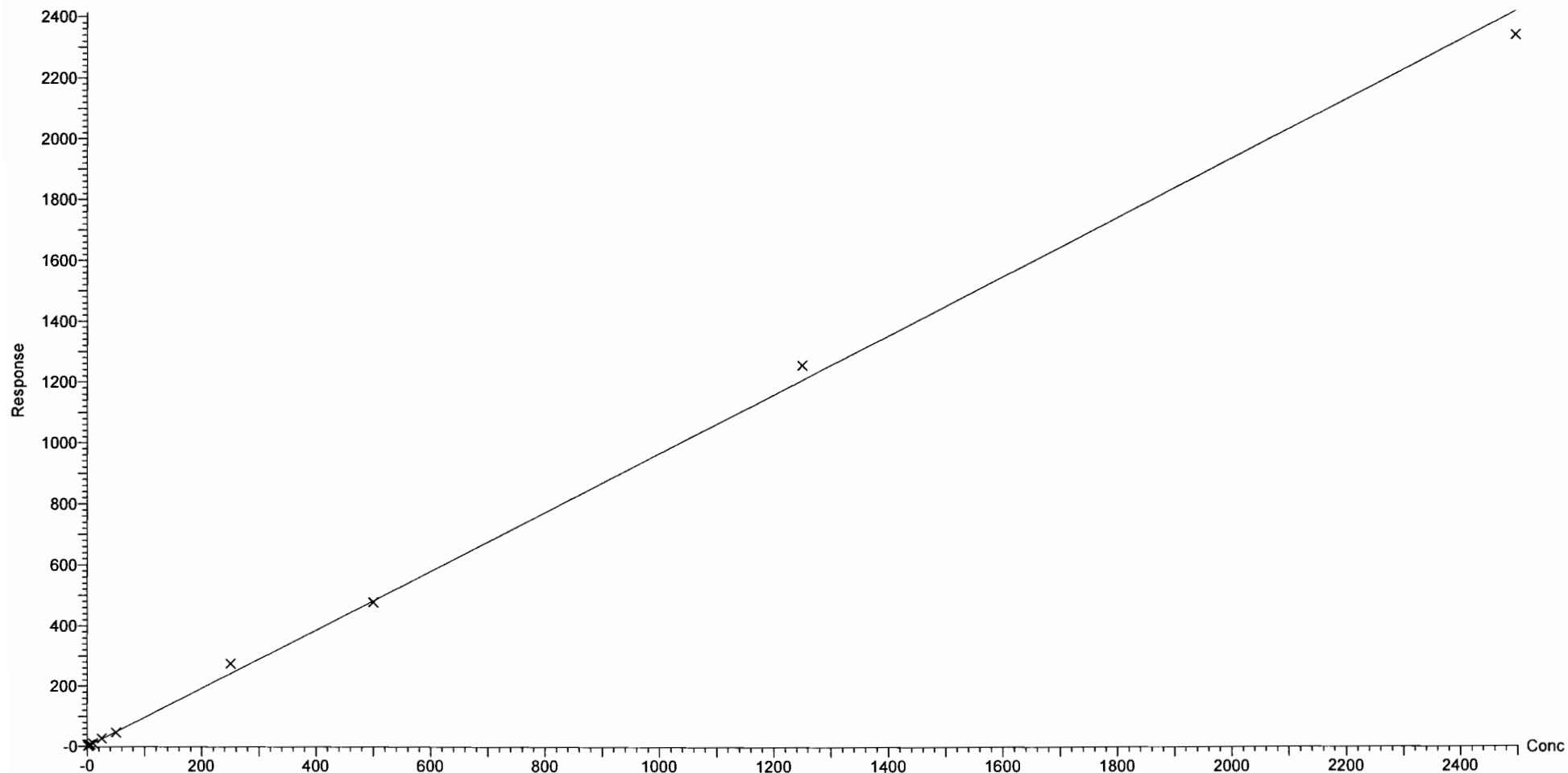
Compound name: N-EtFOSE

Correlation coefficient: $r = 0.998917$, $r^2 = 0.997835$

Calibration curve: $0.964763 * x + 0.468684$

Response type: Internal Std (Ref 56), Area * (IS Conc. / IS Area)

Curve type: Linear, Origin: Exclude, Weighting: 1/x, Axis trans: None



Dataset: F:\Projects\PFAS.PRO\Results\180521M1\180521M1-CRV.qld

Last Altered: Monday, May 21, 2018 20:05:13 Pacific Daylight Time

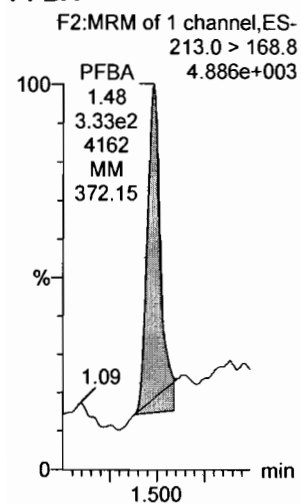
Printed: Monday, May 21, 2018 20:08:32 Pacific Daylight Time

Method: F:\Projects\PFAS.PRO\MethDB\PFAS_FULL_80C_052018.mdb 21 May 2018 14:18:39

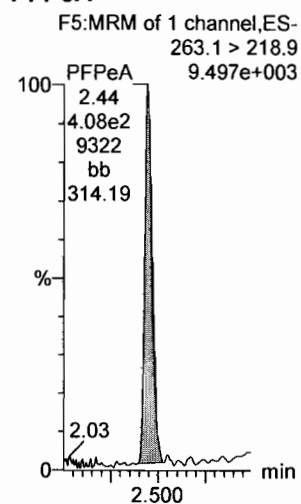
Calibration: F:\Projects\PFAS.PRO\CurveDB\C18_VAL-PFAS_Q4_05-21-18.cdb 21 May 2018 20:05:13

Name: 180521M1_6, Date: 21-May-2018, Time: 16:26:03, ID: ST180521M1-1 PFC CS-2 18E1402, Description: PFC CS-2 18E1402

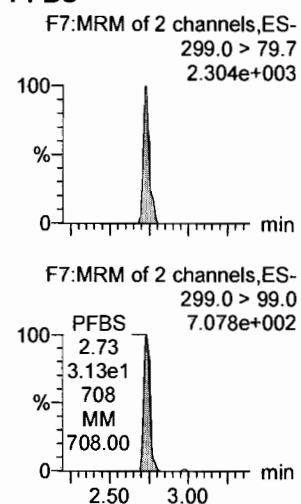
PFBA



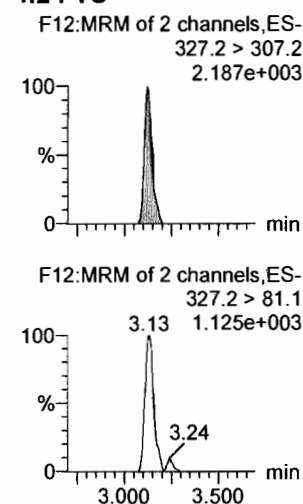
PFPeA



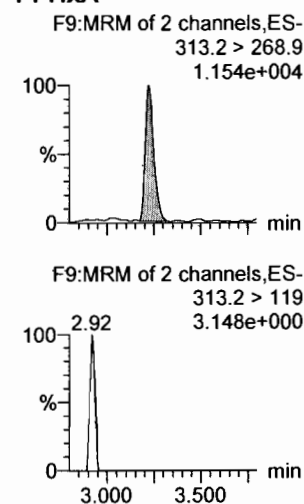
PFBS



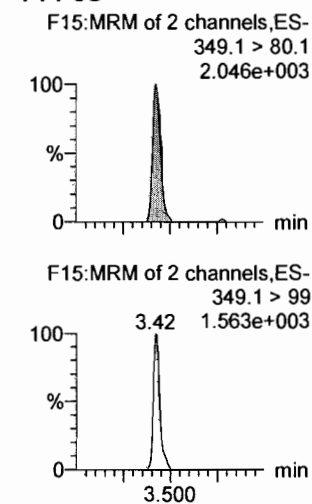
4:2 FTS



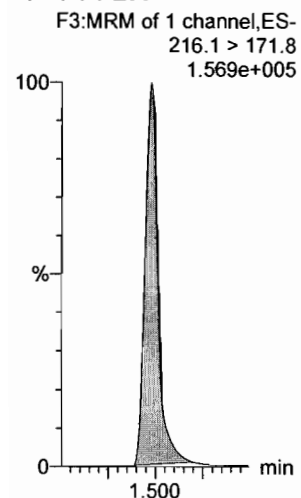
PFHxA



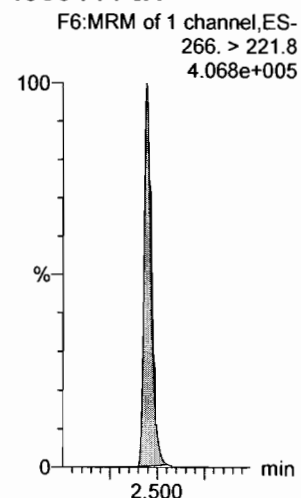
PFPeS



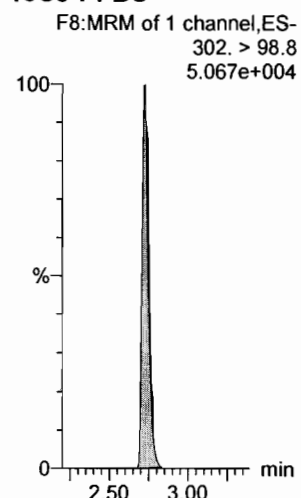
13C3-PFBA



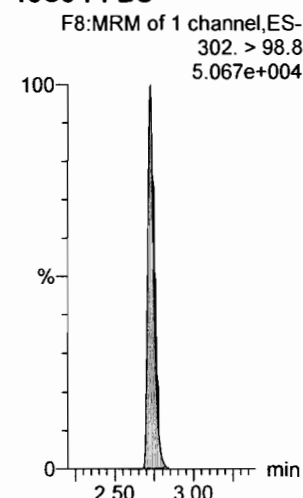
13C3-PFPeA



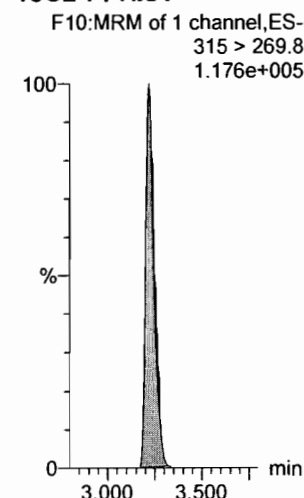
13C3-PFBS



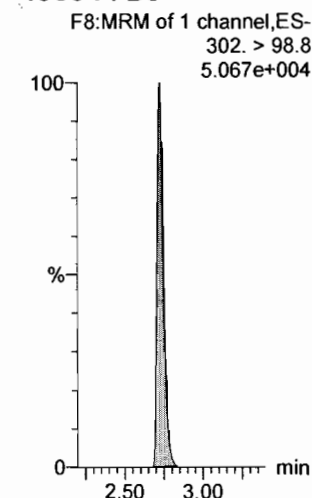
13C3-PFBS



13C2-PFHxA



13C3-PFBS

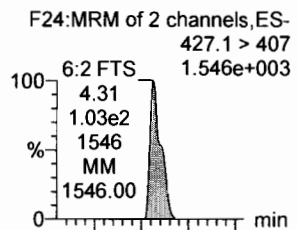


Dataset: F:\Projects\PFAS.PRO\Results\180521M1\180521M1-CRV.qld

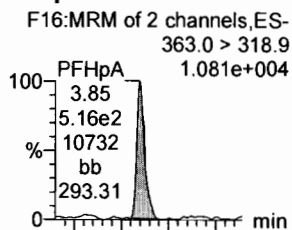
Last Altered: Monday, May 21, 2018 20:05:13 Pacific Daylight Time
Printed: Monday, May 21, 2018 20:08:32 Pacific Daylight Time

Name: 180521M1_6, Date: 21-May-2018, Time: 16:26:03, ID: ST180521M1-1 PFC CS-2 18E1402, Description: PFC CS-2 18E1402

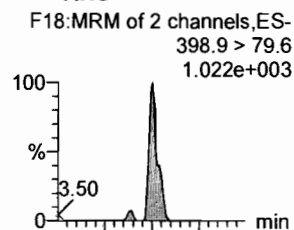
6:2 FTS



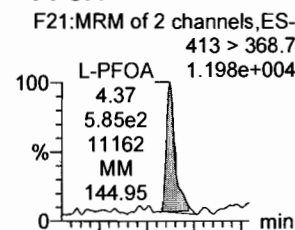
PFHpA



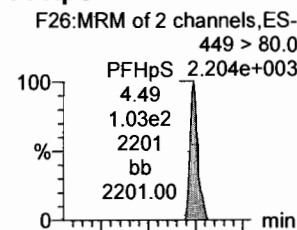
L-PFHxS



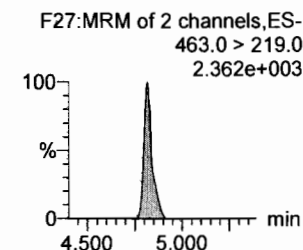
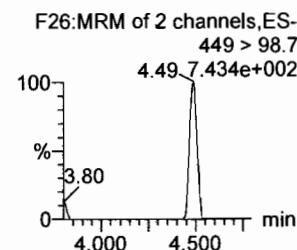
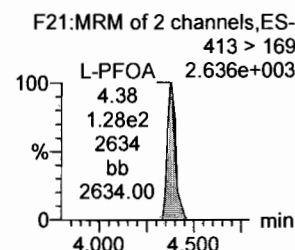
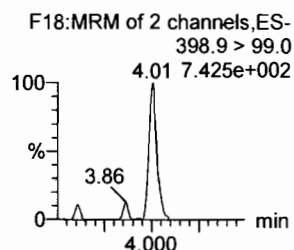
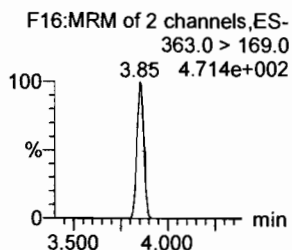
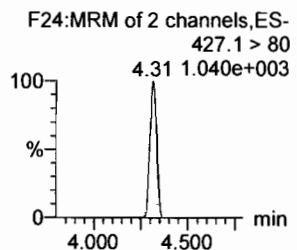
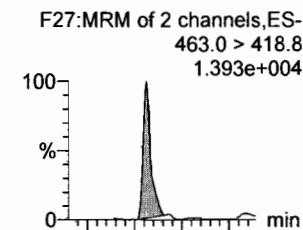
L-PFOA



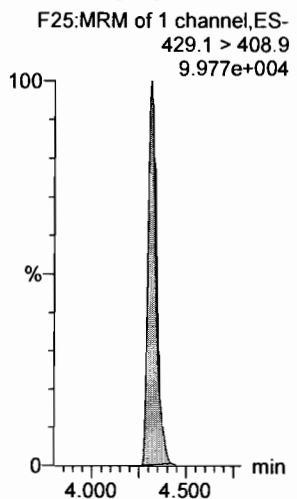
PFHpS



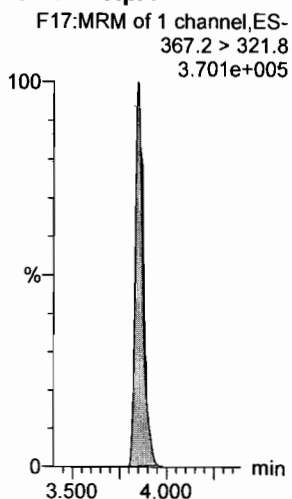
PFNA



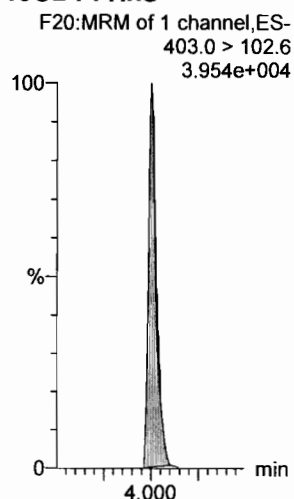
13C2-6:2 FTS



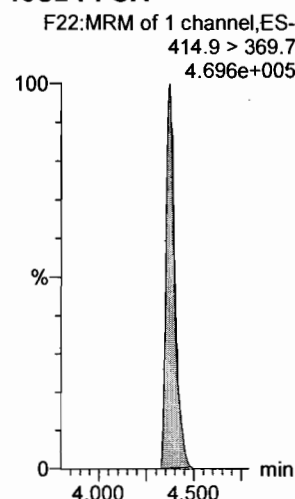
13C4-PFHpA



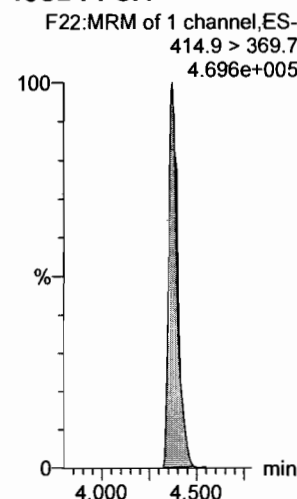
18O2-PFHxS



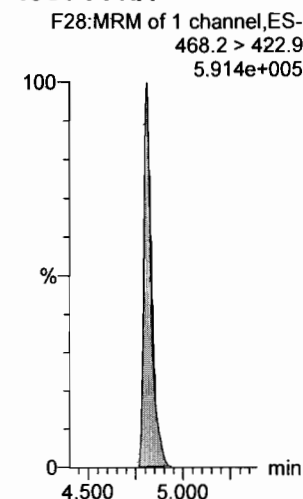
13C2-PFOA



13C2-PFOA



13C5-PFNA



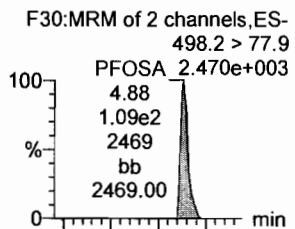
Dataset: F:\Projects\PFAS.PRO\Results\180521M1\180521M1-CRV.qld

Last Altered: Monday, May 21, 2018 20:05:13 Pacific Daylight Time

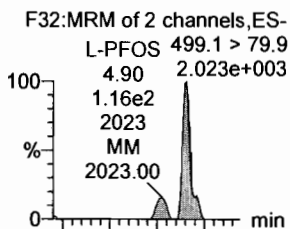
Printed: Monday, May 21, 2018 20:08:32 Pacific Daylight Time

Name: 180521M1_6, Date: 21-May-2018, Time: 16:26:03, ID: ST180521M1-1 PFC CS-2 18E1402, Description: PFC CS-2 18E1402

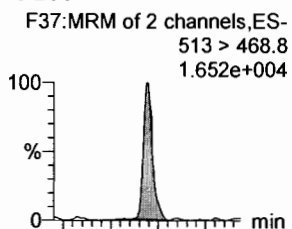
PFOSA



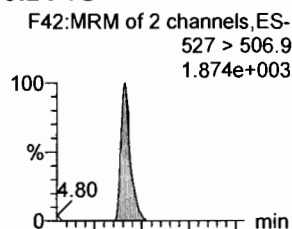
L-PFOS



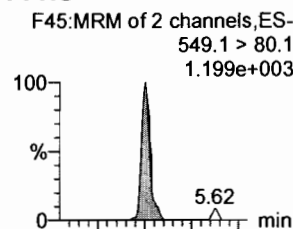
PFDA



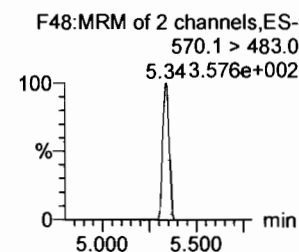
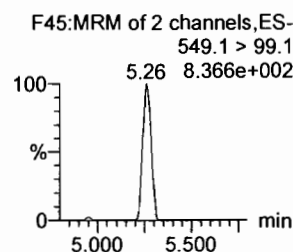
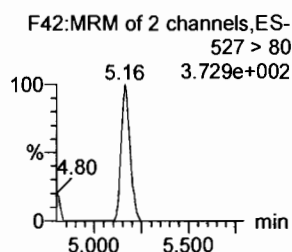
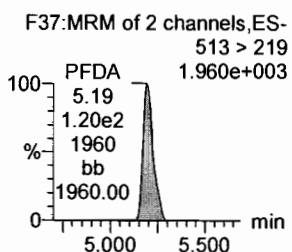
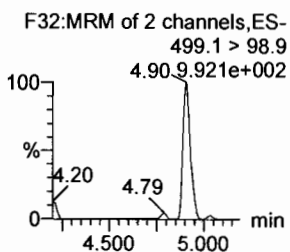
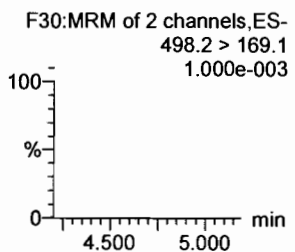
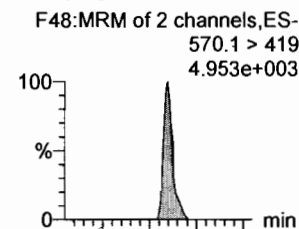
8:2 FTS



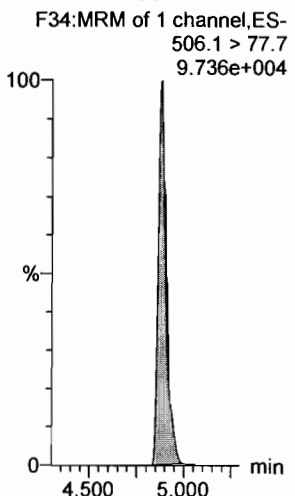
PFNS



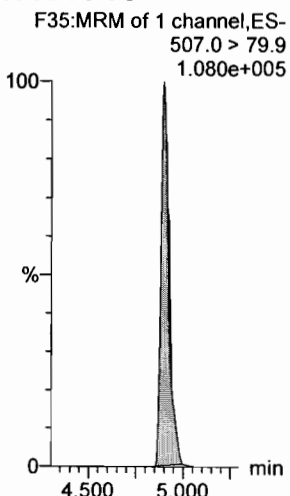
N-MeFOSAA



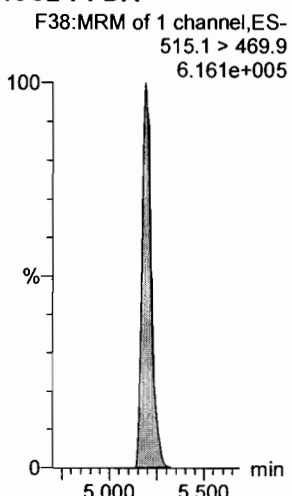
13C8-PFOSA



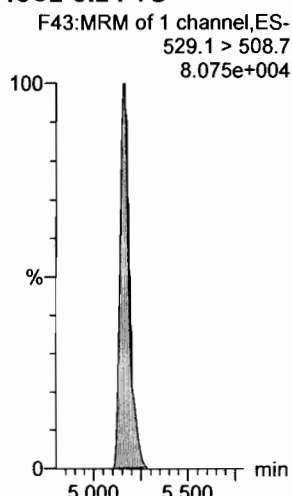
13C8-PFOS



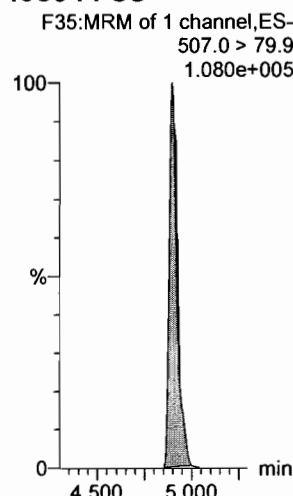
13C2-PFDA



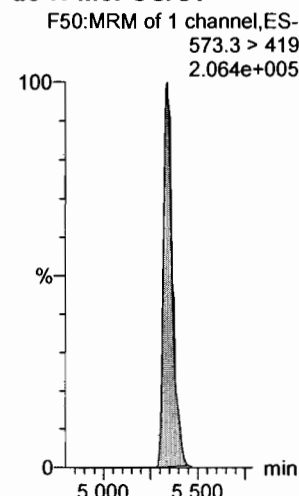
13C2-8:2 FTS



13C8-PFNS



d3-N-MeFOSAA



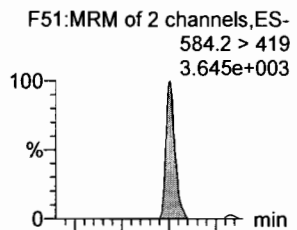
Dataset: F:\Projects\PFAS.PRO\Results\180521M1\180521M1-CRV.qld

Last Altered: Monday, May 21, 2018 20:05:13 Pacific Daylight Time

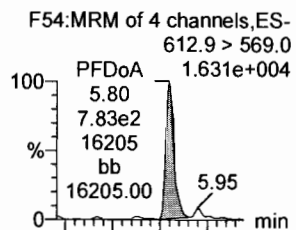
Printed: Monday, May 21, 2018 20:08:32 Pacific Daylight Time

Name: 180521M1_6, Date: 21-May-2018, Time: 16:26:03, ID: ST180521M1-1 PFC CS-2 18E1402, Description: PFC CS-2 18E1402

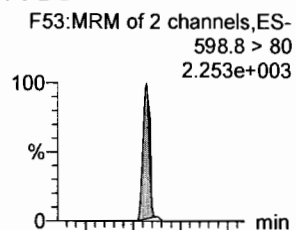
N-EtFOSAA



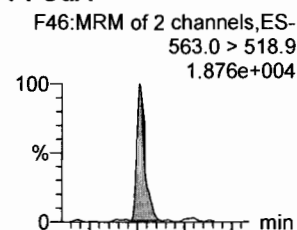
PFDaA



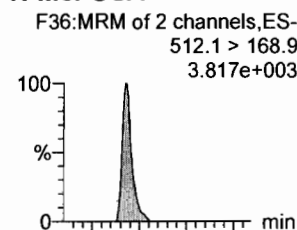
PFDS



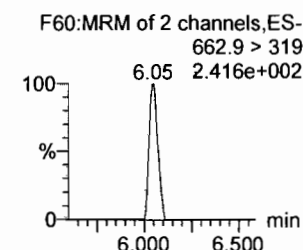
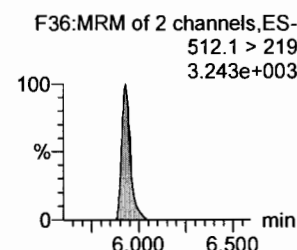
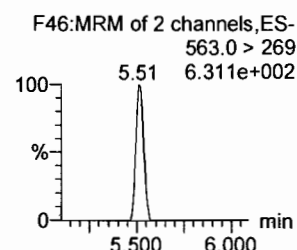
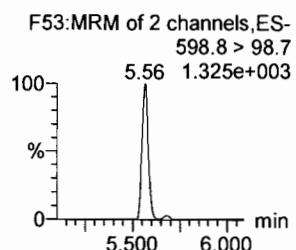
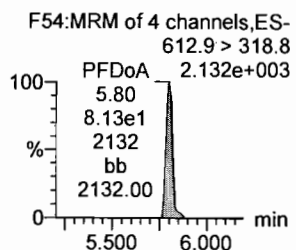
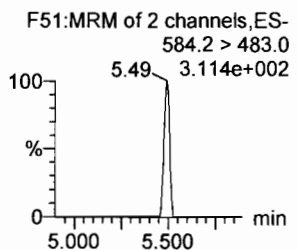
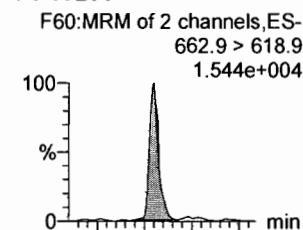
PFUdA



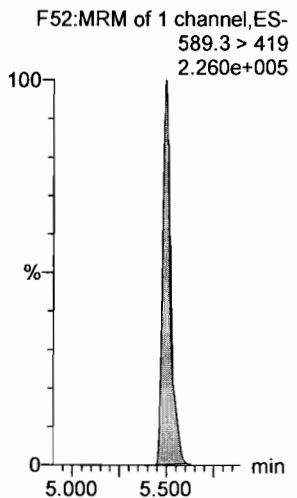
N-MeFOSA



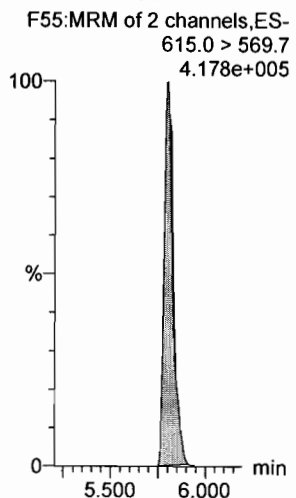
PFTrDA



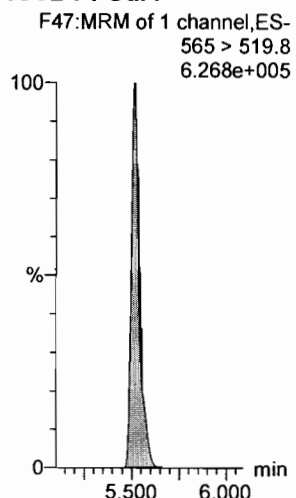
d5-N-EtFOSAA



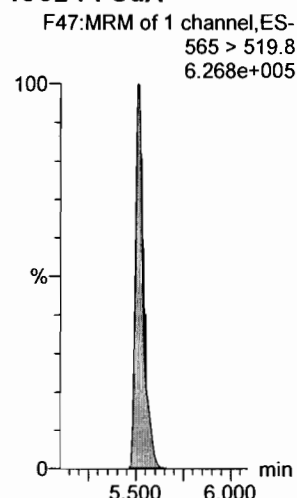
13C2-PFDaA



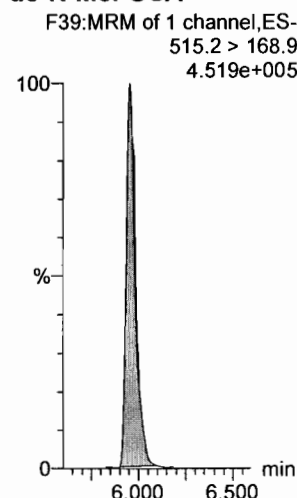
13C2-PFUdA



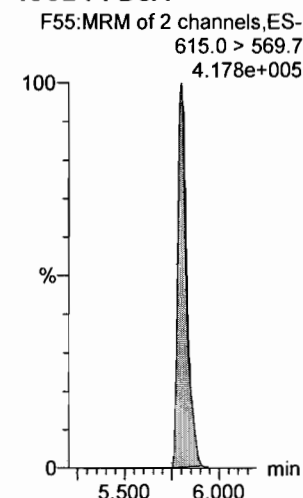
13C2-PFUdA



d3-N-MeFOSA



13C2-PFDaA



Dataset: F:\Projects\PFAS.PRO\Results\180521M1\180521M1-CRV.qld

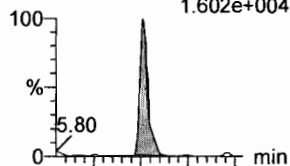
Last Altered: Monday, May 21, 2018 20:05:13 Pacific Daylight Time

Printed: Monday, May 21, 2018 20:08:32 Pacific Daylight Time

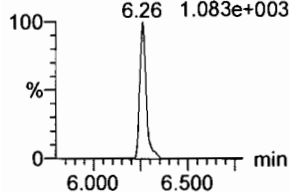
Name: 180521M1_6, Date: 21-May-2018, Time: 16:26:03, ID: ST180521M1-1 PFC CS-2 18E1402, Description: PFC CS-2 18E1402

PFTeDA

F61:MRM of 2 channels,ES-
712.9 > 668.8
1.602e+004




F61:MRM of 2 channels,ES-
712.9 > 369
1.083e+003

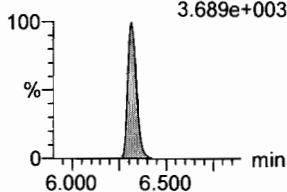


N-EtFOSA

F41:MRM of 2 channels,ES-
526.1 > 168.9
3.801e+003

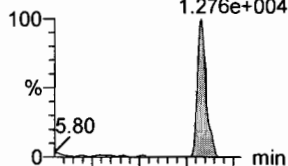


F41:MRM of 2 channels,ES-
526.1 > 219
3.689e+003

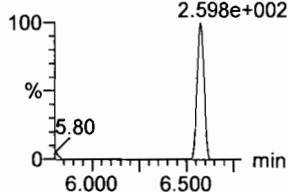


PFHxDA

F63:MRM of 2 channels,ES-
813.1 > 768.6
1.276e+004




F63:MRM of 2 channels,ES-
813.1 > 219
2.598e+002



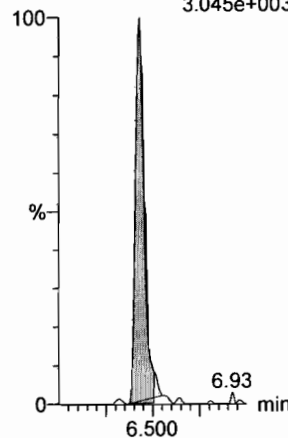
PFODA

F65:MRM of 1 channel,ES-
913.1 > 868.8
1.799e+004



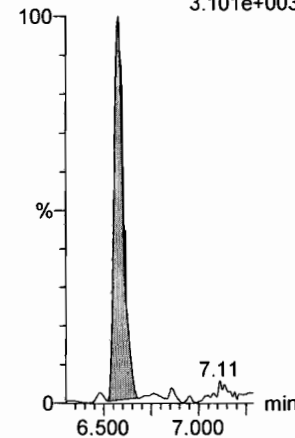
N-MeFOSE

F56:MRM of 1 channel,ES-
616.1 > 58.9
3.045e+003



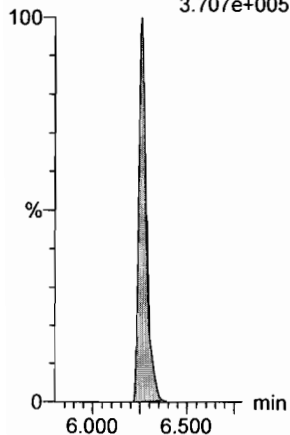
N-EtFOSE

F58:MRM of 1 channel,ES-
630.1 > 58.9
3.101e+003



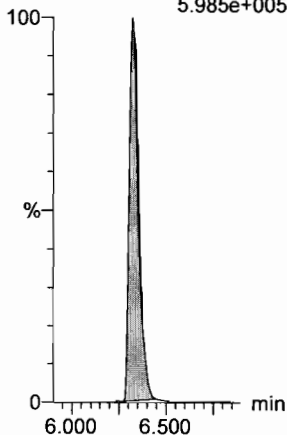
13C2-PFTeDA

F62:MRM of 2 channels,ES-
714.8 > 669.6
3.707e+005



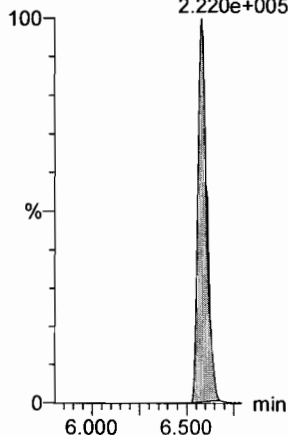
d5-N-ETFOSA

F44:MRM of 1 channel,ES-
531.1 > 168.9
5.985e+005



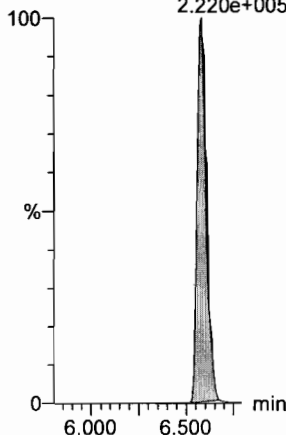
13C2-PFHxDA

F64:MRM of 1 channel,ES-
815 > 769.7
2.220e+005



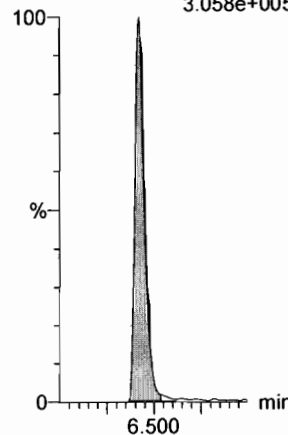
13C2-PFHxDA

F64:MRM of 1 channel,ES-
815 > 769.7
2.220e+005



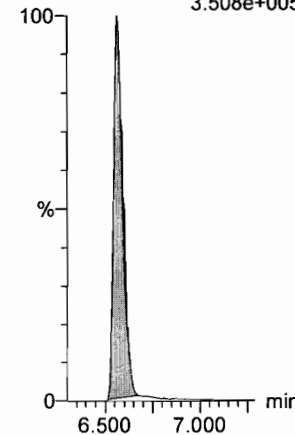
d7-N-MeFOSE

F57:MRM of 1 channel,ES-
623.1 > 58.9
3.058e+005



d9-N-EtFOSE

F59:MRM of 1 channel,ES-
639.2 > 58.8
3.508e+005



Dataset: F:\Projects\PFAS.PRO\Results\180521M1\180521M1-CRV.qld

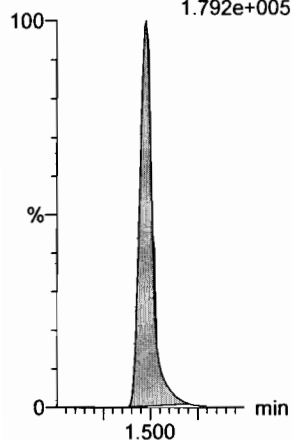
Last Altered: Monday, May 21, 2018 20:05:13 Pacific Daylight Time

Printed: Monday, May 21, 2018 20:08:32 Pacific Daylight Time

Name: 180521M1_6, Date: 21-May-2018, Time: 16:26:03, ID: ST180521M1-1 PFC CS-2 18E1402, Description: PFC CS-2 18E1402

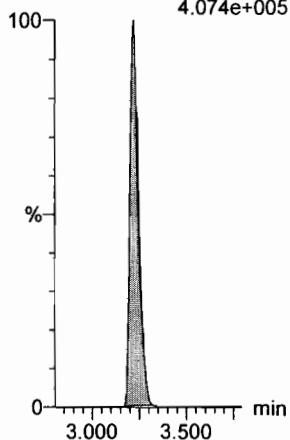
13C4-PFBA

F4:MRM of 1 channel,ES-
217. > 171.8
1.792e+005



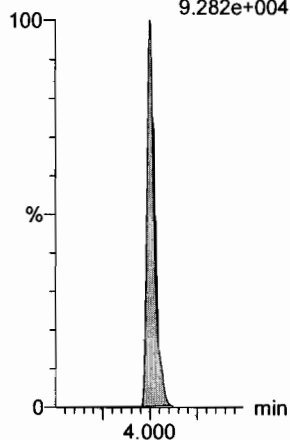
13C5-PFHxA

F11:MRM of 1 channel,ES-
318 > 272.9
4.074e+005



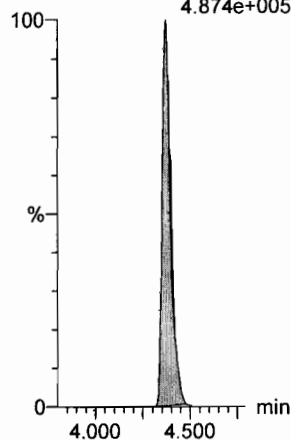
13C3-PFHxS

F19:MRM of 1 channel,ES-
401.9 > 79.9
9.282e+004



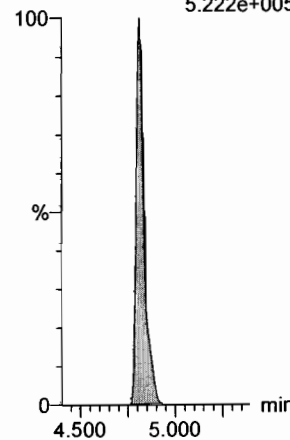
13C8-PFOA

F23:MRM of 1 channel,ES-
421.3 > 376
4.874e+005



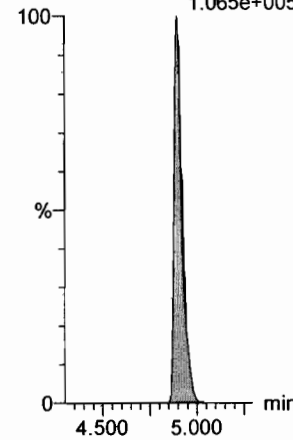
13C9-PFNA

F29:MRM of 1 channel,ES-
472.2 > 426.9
5.222e+005



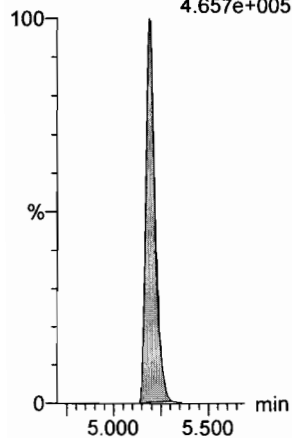
13C4-PFOS

F33:MRM of 1 channel,ES-
503 > 79.9
1.065e+005



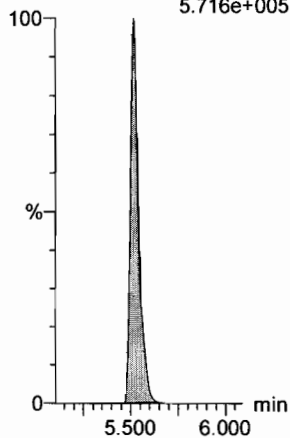
13C6-PFDA

F40:MRM of 1 channel,ES-
519.1 > 473.7
4.657e+005



13C7-PFUDa

F49:MRM of 1 channel,ES-
570.1 > 524.8
5.716e+005



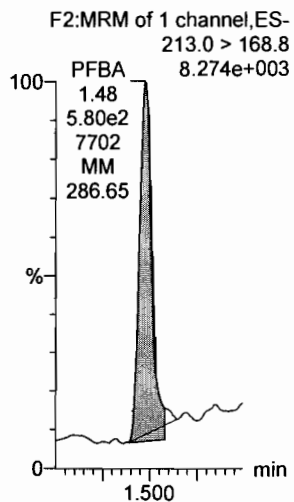
Dataset: F:\Projects\PFAS.PRO\Results\180521M1\180521M1-CRV.qld

Last Altered: Monday, May 21, 2018 20:05:13 Pacific Daylight Time

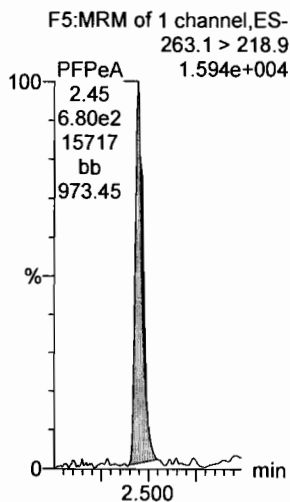
Printed: Monday, May 21, 2018 20:08:32 Pacific Daylight Time

Name: 180521M1_7, Date: 21-May-2018, Time: 16:37:32, ID: ST180521M1-2 PFC CS-1 18E1403, Description: PFC CS-1 18E1403

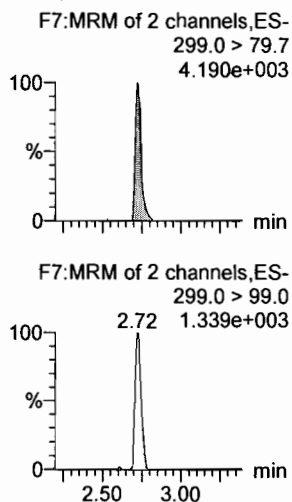
PFBA



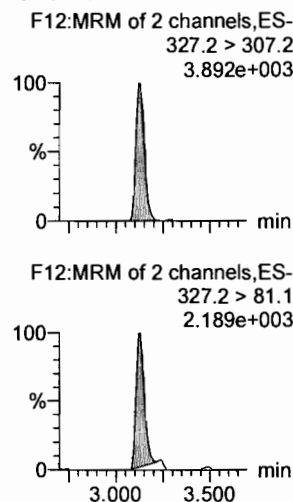
PFPeA



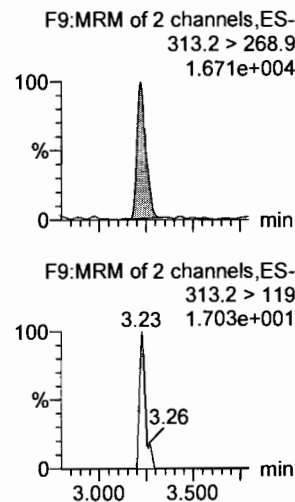
PFBS



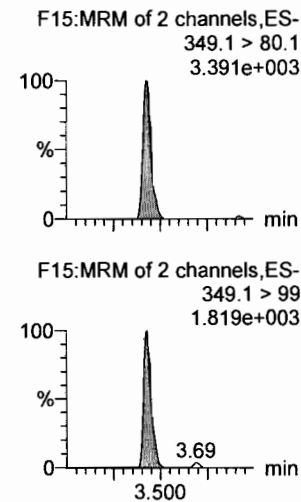
4:2 FTS



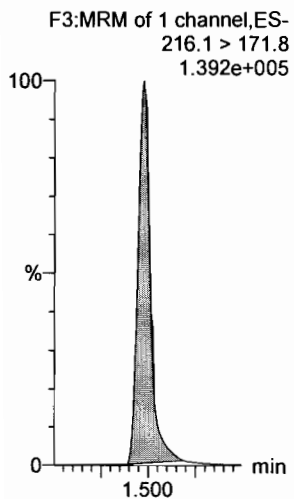
PFHxA



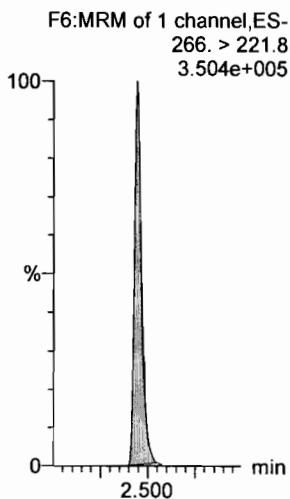
PFPeS



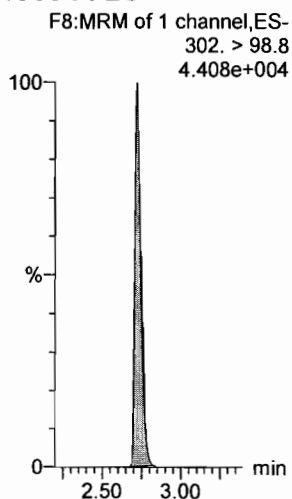
13C3-PFBA



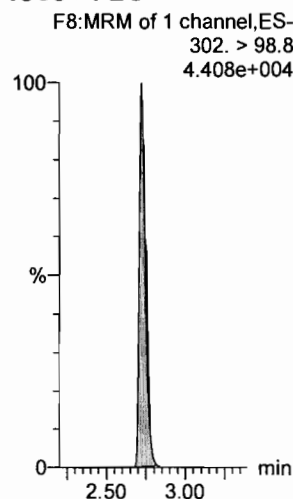
13C3-PFPeA



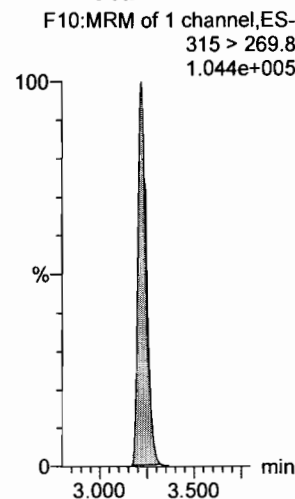
13C3-PFBS



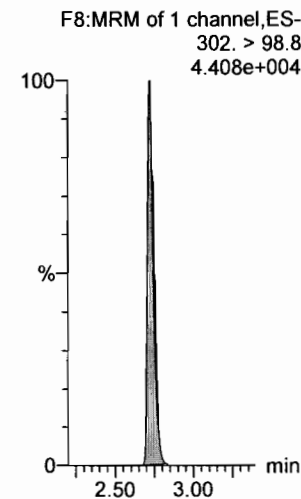
13C3-PFBS



13C2-PFHxA



13C3-PFBS



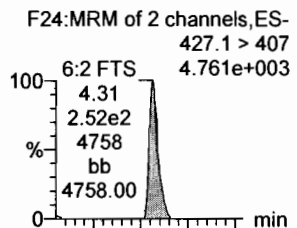
Dataset: F:\Projects\PFAS.PRO\Results\180521M1\180521M1-CRV.qld

Last Altered: Monday, May 21, 2018 20:05:13 Pacific Daylight Time

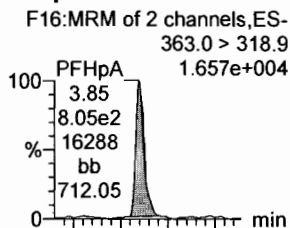
Printed: Monday, May 21, 2018 20:08:32 Pacific Daylight Time

Name: 180521M1_7, Date: 21-May-2018, Time: 16:37:32, ID: ST180521M1-2 PFC CS-1 18E1403, Description: PFC CS-1 18E1403

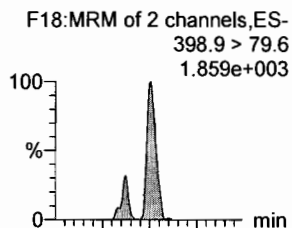
6:2 FTS



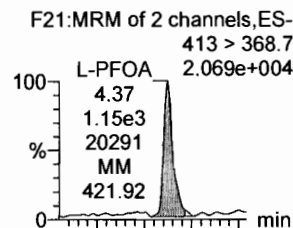
PFHpA



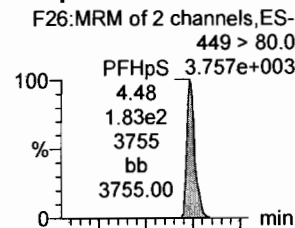
L-PFHxS



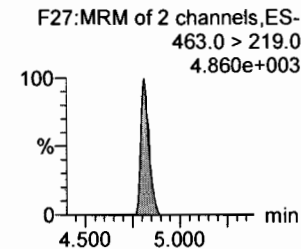
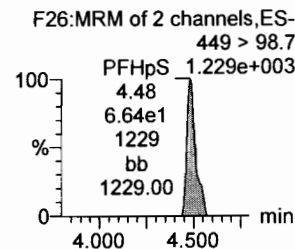
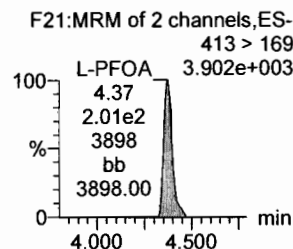
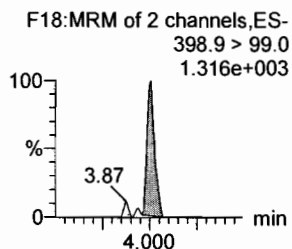
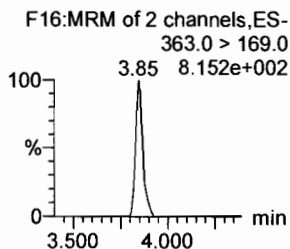
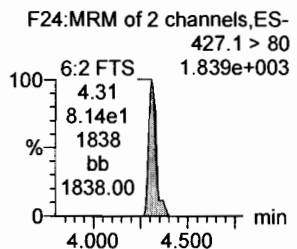
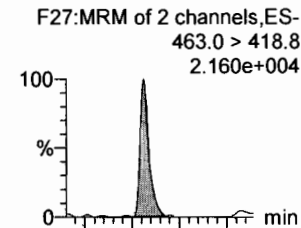
L-PFOA



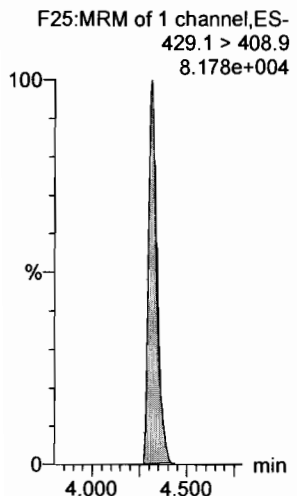
PFHpS



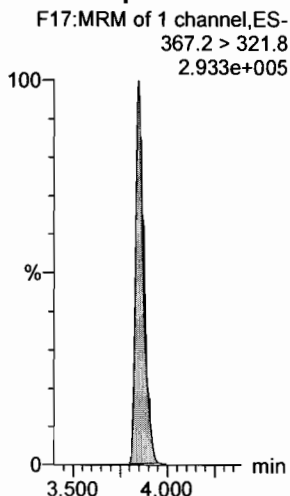
PFNA



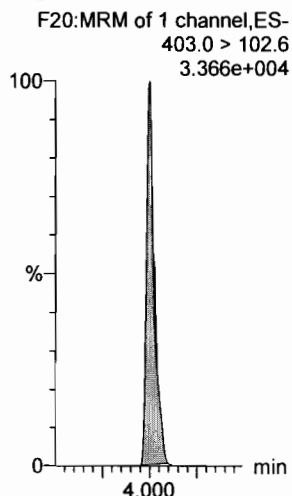
13C2-6:2 FTS



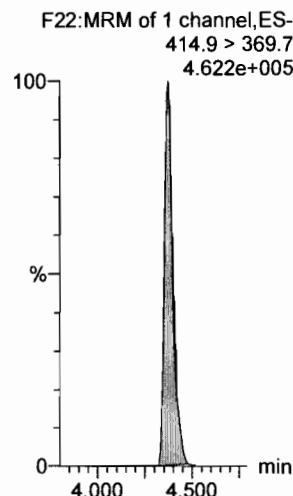
13C4-PFHpA



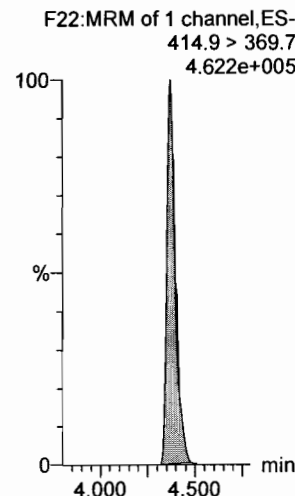
18O2-PFHxS



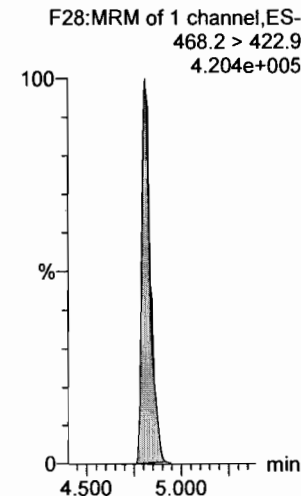
13C2-PFOA



13C2-PFOA



13C5-PFNA



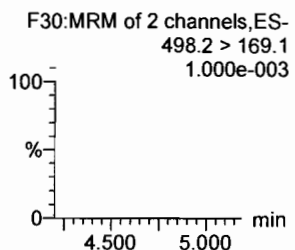
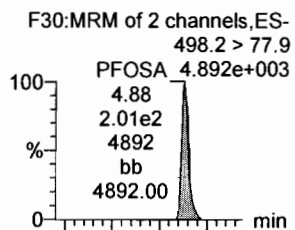
Dataset: F:\Projects\PFAS.PRO\Results\180521M1\180521M1-CRV.qld

Last Altered: Monday, May 21, 2018 20:05:13 Pacific Daylight Time

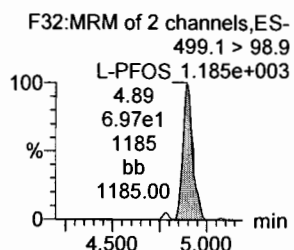
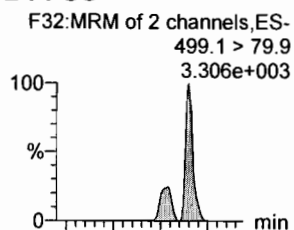
Printed: Monday, May 21, 2018 20:08:32 Pacific Daylight Time

Name: 180521M1_7, Date: 21-May-2018, Time: 16:37:32, ID: ST180521M1-2 PFC CS-1 18E1403, Description: PFC CS-1 18E1403

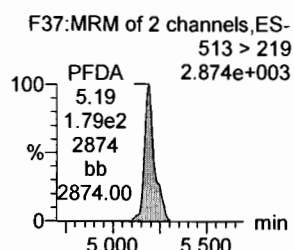
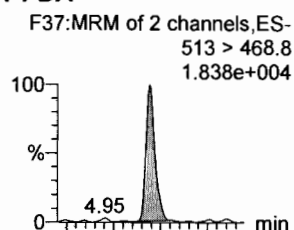
PFOSA



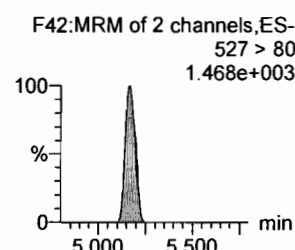
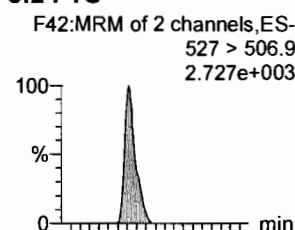
L-PFOS



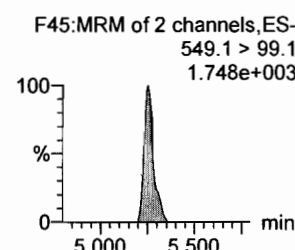
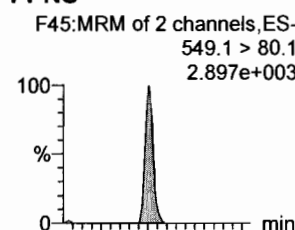
PFDA



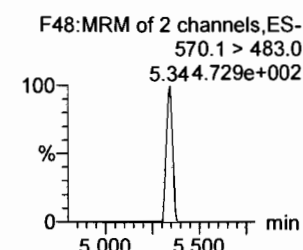
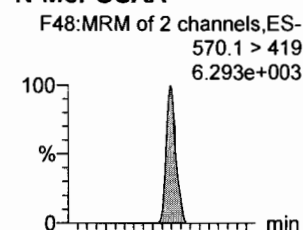
8:2 FTS



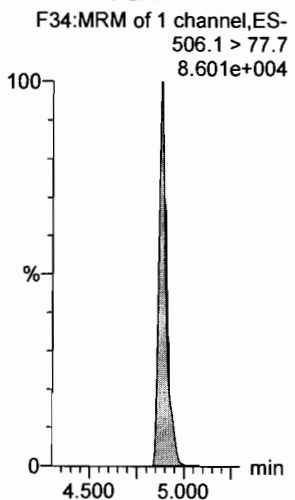
PFNS



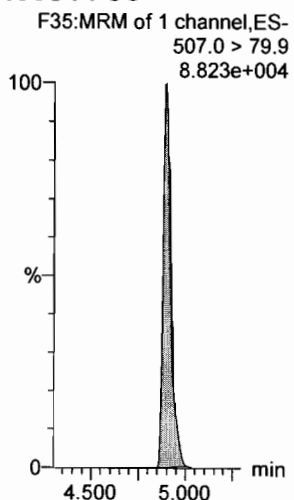
N-MeFOSAA



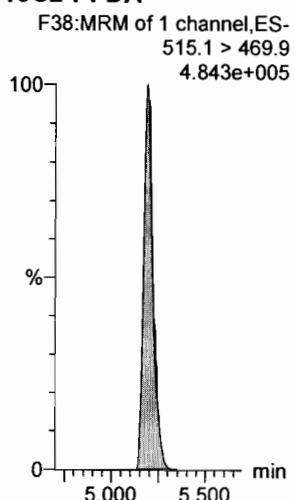
13C8-PFOSA



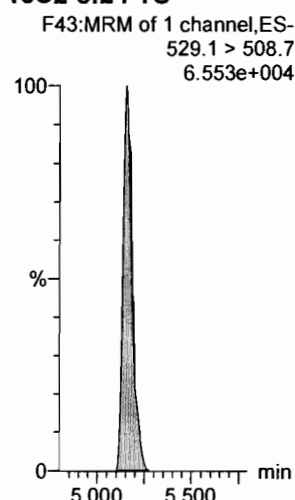
13C8-PFOS



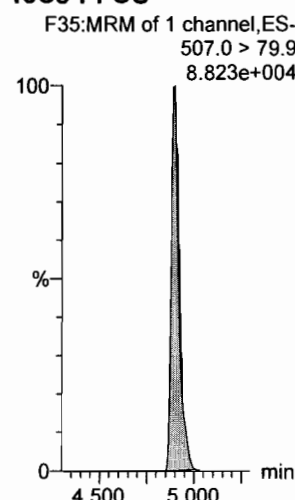
13C2-PFDA



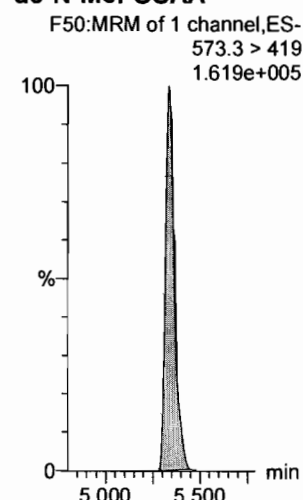
13C2-8:2 FTS



13C8-PFOS



d3-N-MeFOSAA



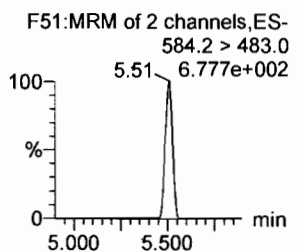
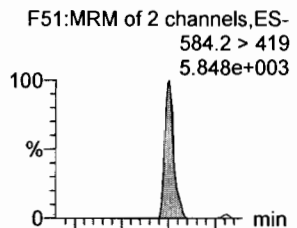
Dataset: F:\Projects\PFAS.PRO\Results\180521M1\180521M1-CRV.qld

Last Altered: Monday, May 21, 2018 20:05:13 Pacific Daylight Time

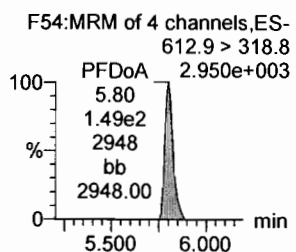
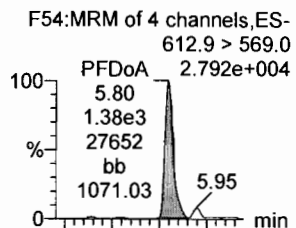
Printed: Monday, May 21, 2018 20:08:32 Pacific Daylight Time

Name: 180521M1_7, Date: 21-May-2018, Time: 16:37:32, ID: ST180521M1-2 PFC CS-1 18E1403, Description: PFC CS-1 18E1403

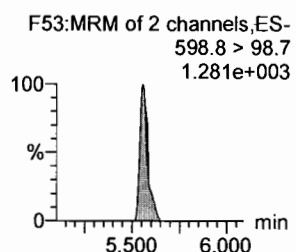
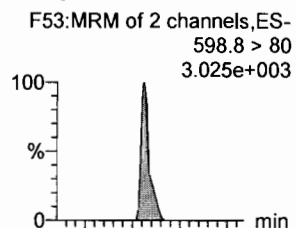
N-EtFOSAA



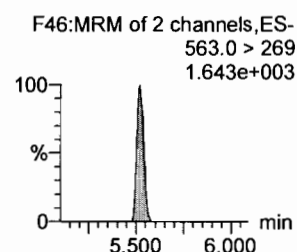
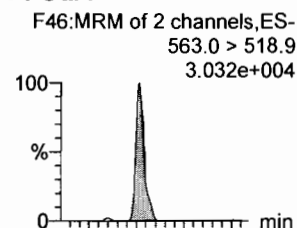
PFDaA



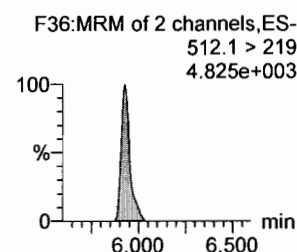
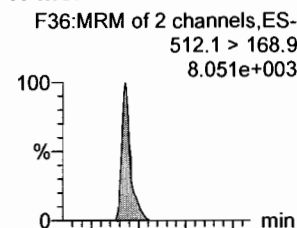
PFDS



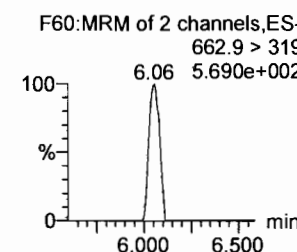
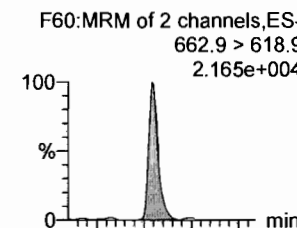
PFUdA



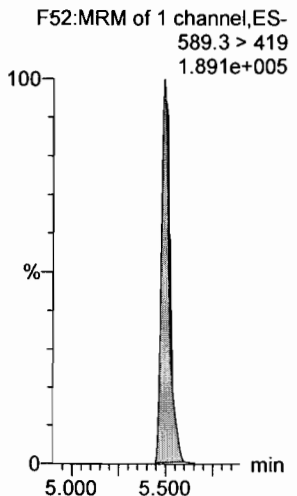
N-MeFOSA



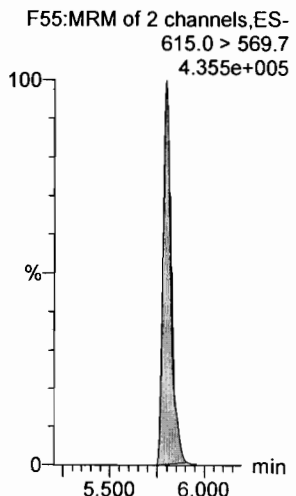
PFTrDA



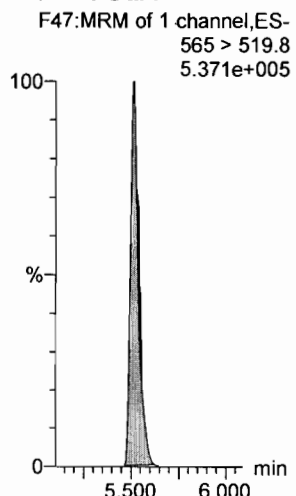
d5-N-EtFOSAA



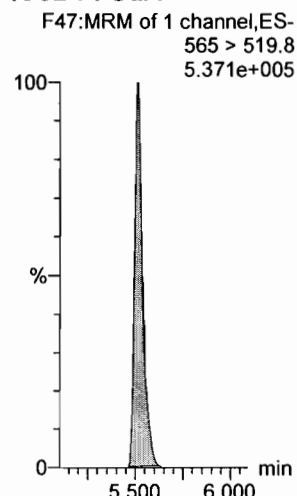
13C2-PFDaA



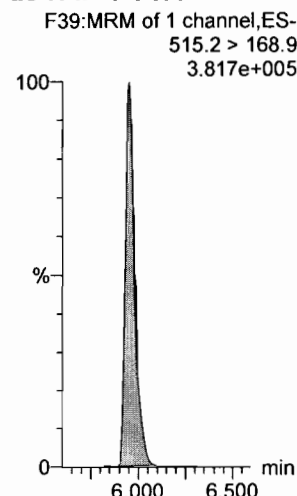
13C2-PFUdA



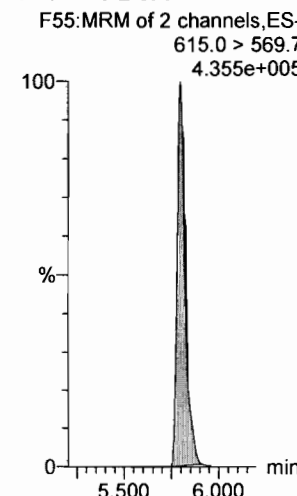
13C2-PFUdA



d3-N-MeFOSA



13C2-PFDaA

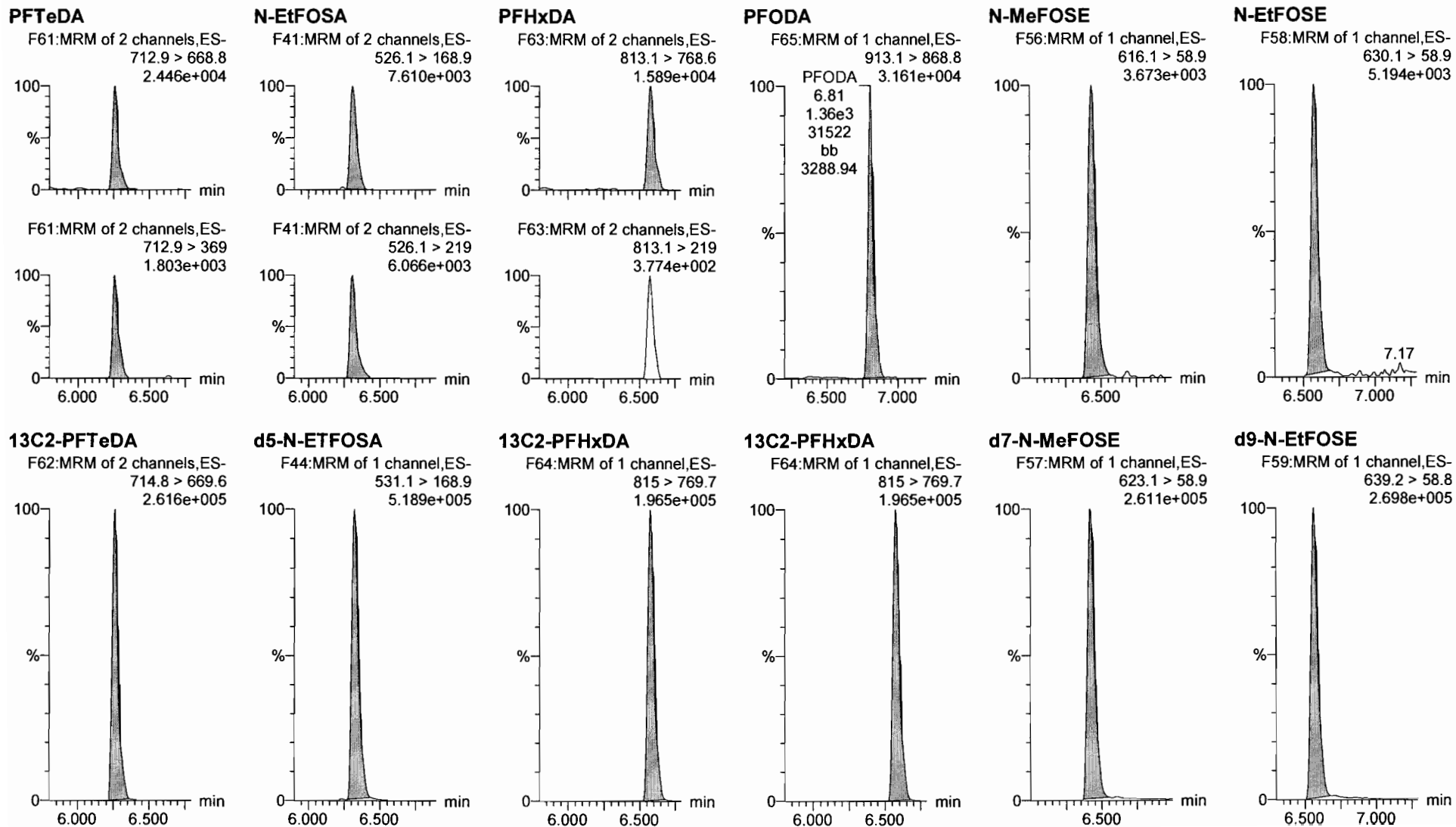


Dataset: F:\Projects\PFAS.PRO\Results\180521M1\180521M1-CRV.qld

Last Altered: Monday, May 21, 2018 20:05:13 Pacific Daylight Time

Printed: Monday, May 21, 2018 20:08:32 Pacific Daylight Time

Name: 180521M1_7, Date: 21-May-2018, Time: 16:37:32, ID: ST180521M1-2 PFC CS-1 18E1403, Description: PFC CS-1 18E1403



Dataset: F:\Projects\PFAS.PRO\Results\180521M1\180521M1-CRV.qld

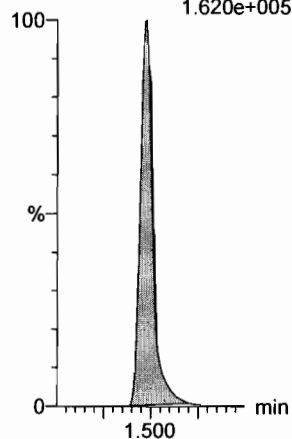
Last Altered: Monday, May 21, 2018 20:05:13 Pacific Daylight Time

Printed: Monday, May 21, 2018 20:08:32 Pacific Daylight Time

Name: 180521M1_7, Date: 21-May-2018, Time: 16:37:32, ID: ST180521M1-2 PFC CS-1 18E1403, Description: PFC CS-1 18E1403

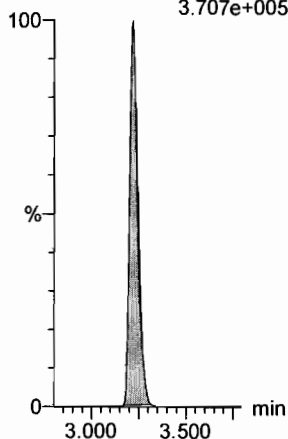
13C4-PFBA

F4:MRM of 1 channel,ES-
217. > 171.8
1.620e+005



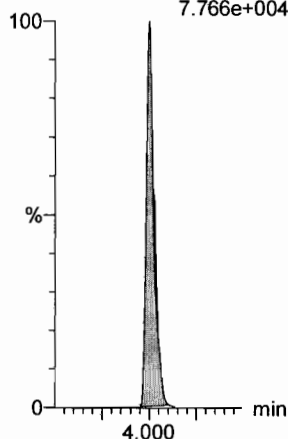
13C5-PFHxA

F11:MRM of 1 channel,ES-
318 > 272.9
3.707e+005



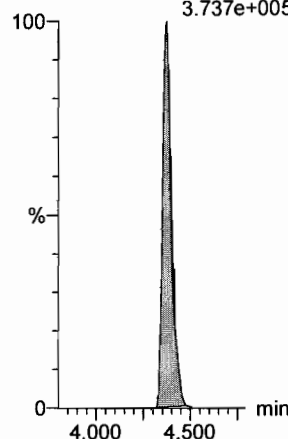
13C3-PFHxS

F19:MRM of 1 channel,ES-
401.9 > 79.9
7.766e+004



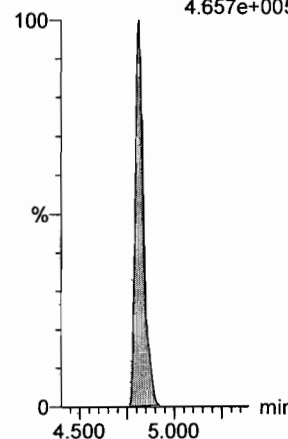
13C8-PFOA

F23:MRM of 1 channel,ES-
421.3 > 376
3.737e+005



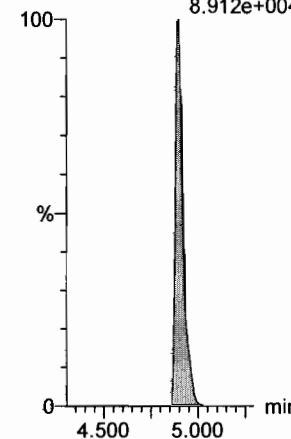
13C9-PFNA

F29:MRM of 1 channel,ES-
472.2 > 426.9
4.657e+005



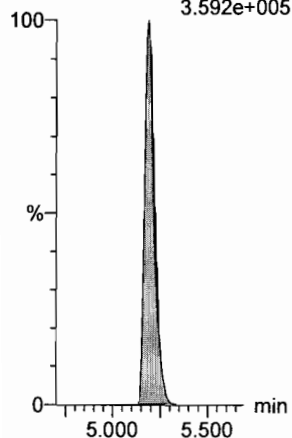
13C4-PFOS

F33:MRM of 1 channel,ES-
503 > 79.9
8.912e+004



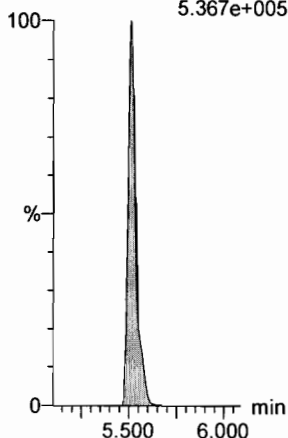
13C6-PFDA

F40:MRM of 1 channel,ES-
519.1 > 473.7
3.592e+005



13C7-PFUdA

F49:MRM of 1 channel,ES-
570.1 > 524.8
5.367e+005



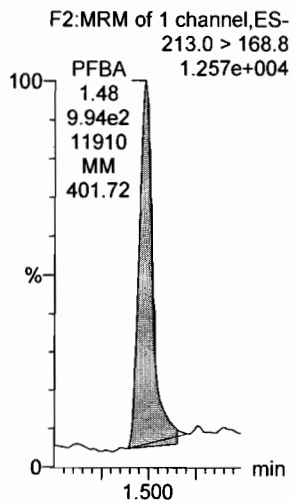
Dataset: F:\Projects\PFAS.PRO\Results\180521M1\180521M1-CRV.qld

Last Altered: Monday, May 21, 2018 20:05:13 Pacific Daylight Time

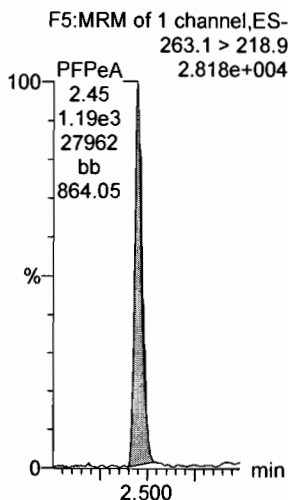
Printed: Monday, May 21, 2018 20:08:32 Pacific Daylight Time

Name: 180521M1_8, Date: 21-May-2018, Time: 16:49:02, ID: ST180521M1-3 PFC CS0 18E2105, Description: PFC CS0 18E2105

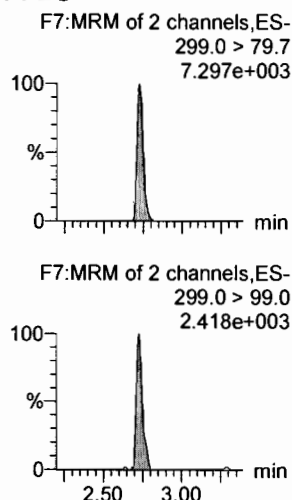
PFBA



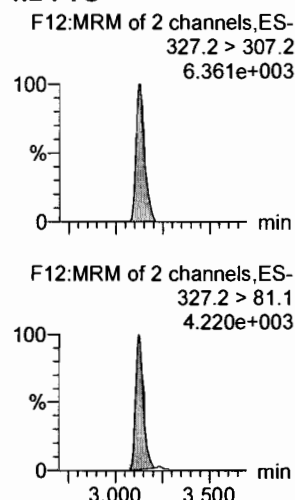
PFPeA



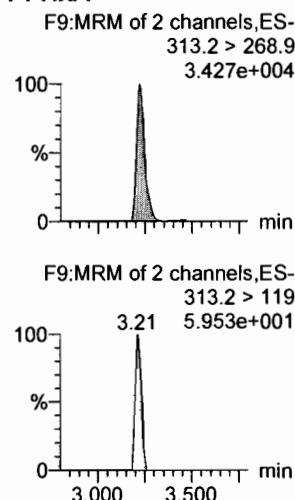
PFBS



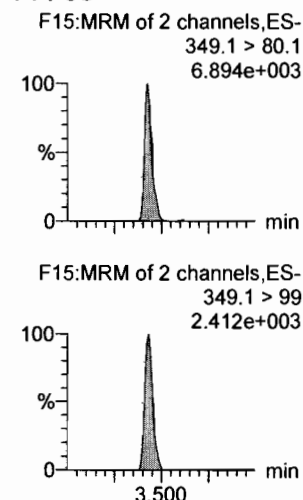
4:2 FTS



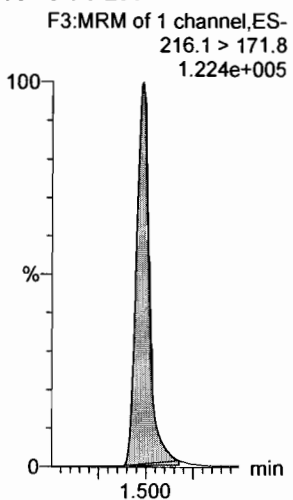
PFHxA



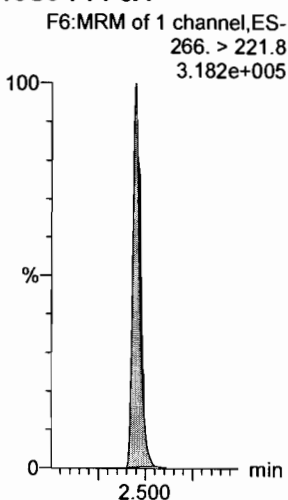
PFPeS



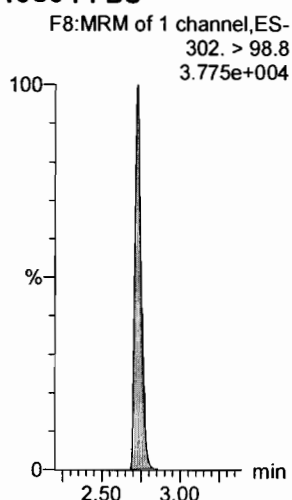
13C3-PFBA



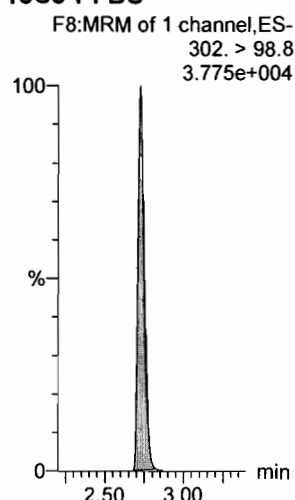
13C3-PFPeA



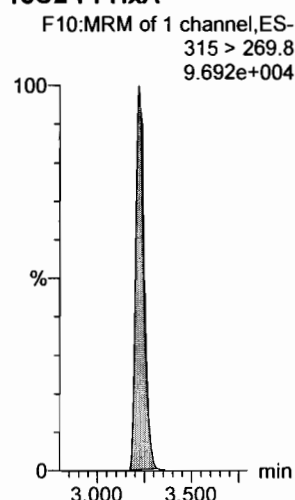
13C3-PFBS



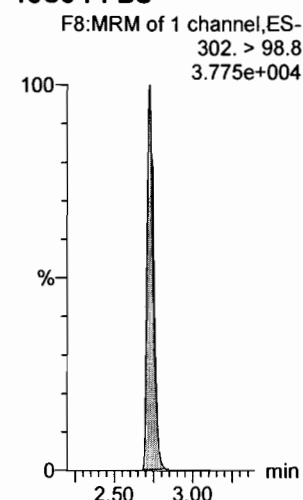
13C3-PFBS



13C2-PFHxA



13C3-PFBS

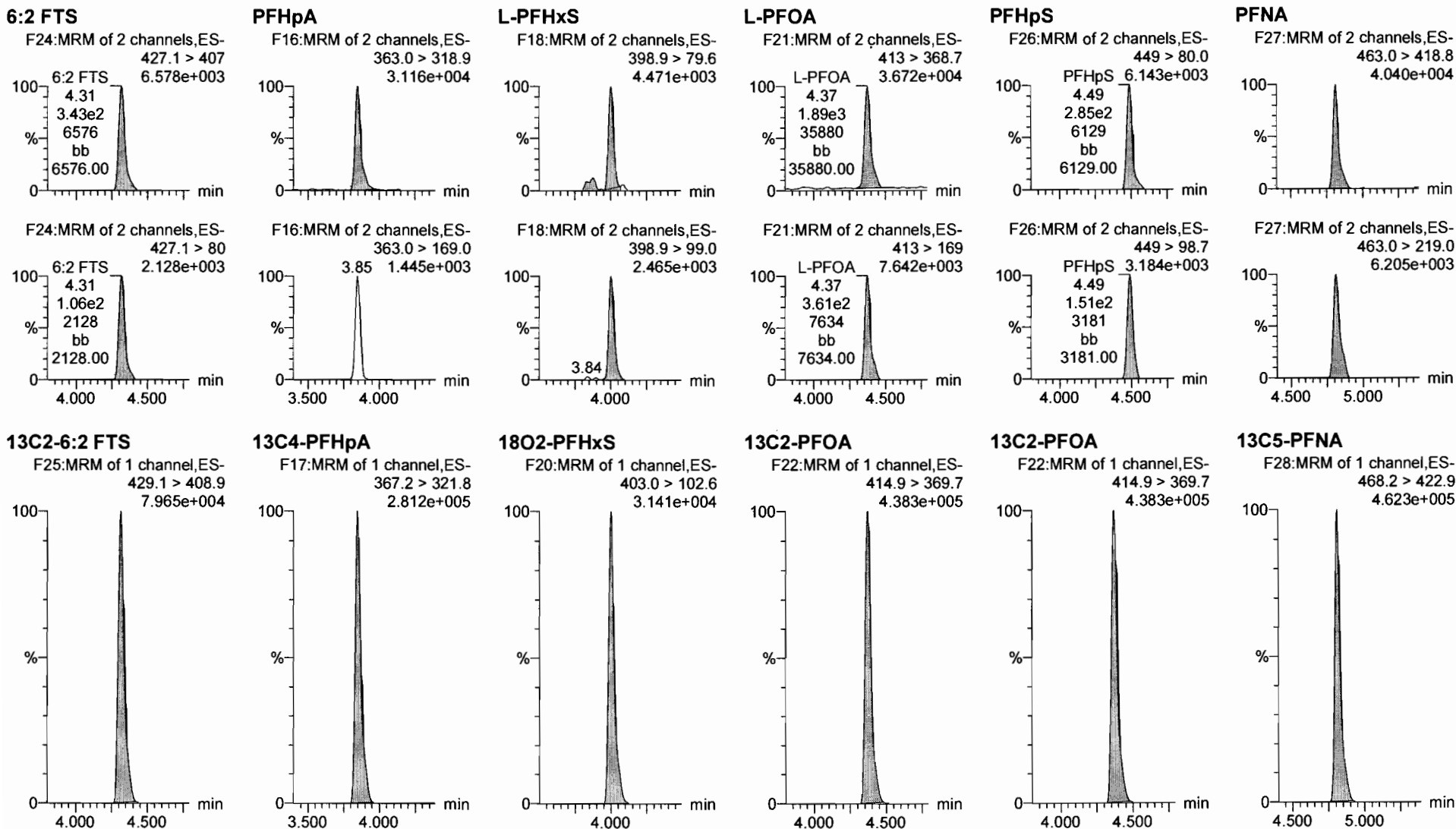


Dataset: F:\Projects\PFAS.PRO\Results\180521M1\180521M1-CRV.qld

Last Altered: Monday, May 21, 2018 20:05:13 Pacific Daylight Time

Printed: Monday, May 21, 2018 20:08:32 Pacific Daylight Time

Name: 180521M1_8, Date: 21-May-2018, Time: 16:49:02, ID: ST180521M1-3 PFC CS0 18E2105, Description: PFC CS0 18E2105



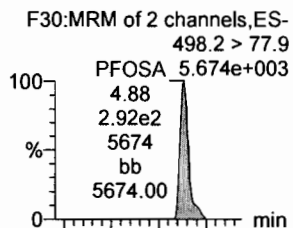
Dataset: F:\Projects\PFAS.PRO\Results\180521M1\180521M1-CRV.qld

Last Altered: Monday, May 21, 2018 20:05:13 Pacific Daylight Time

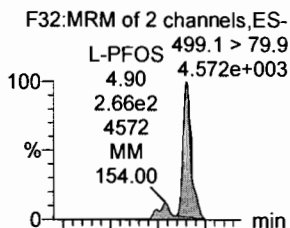
Printed: Monday, May 21, 2018 20:08:32 Pacific Daylight Time

Name: 180521M1_8, Date: 21-May-2018, Time: 16:49:02, ID: ST180521M1-3 PFC CS0 18E2105, Description: PFC CS0 18E2105

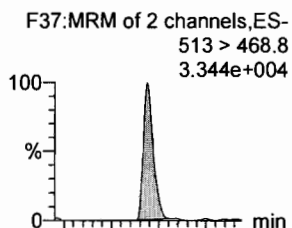
PFOSA



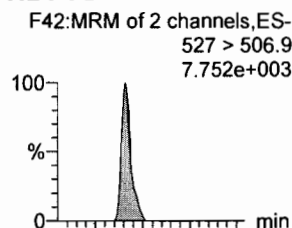
L-PFOS



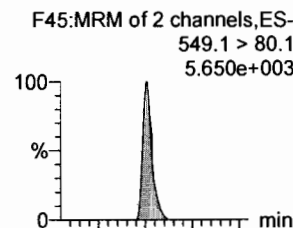
PFDA



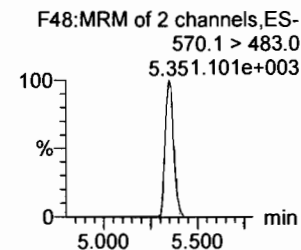
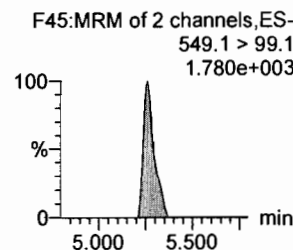
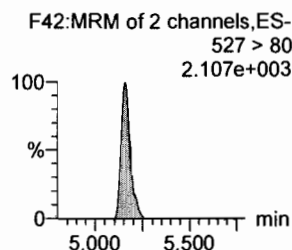
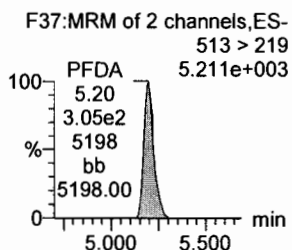
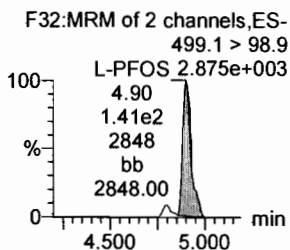
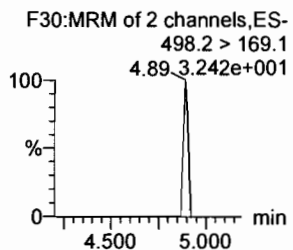
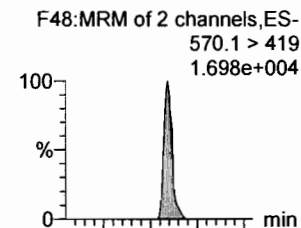
8:2 FTS



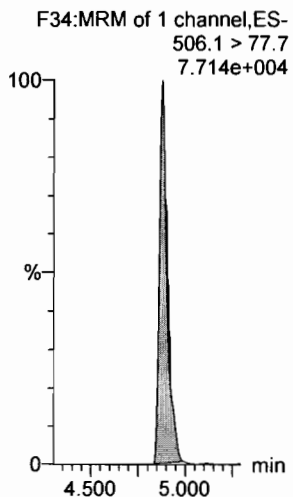
PFNS



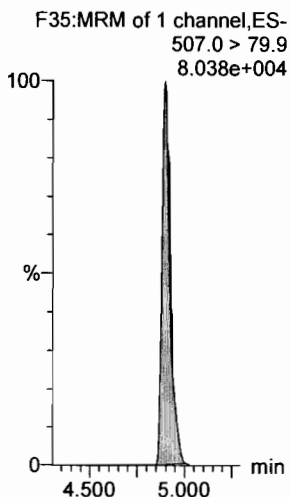
N-MeFOSAA



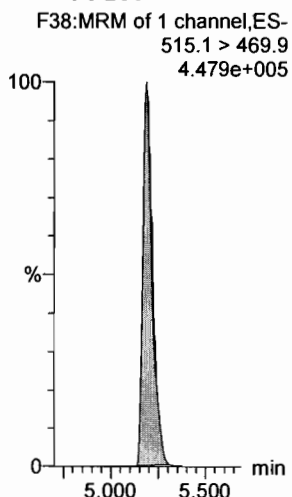
13C8-PFOSA



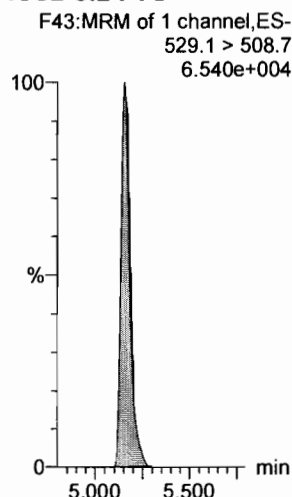
13C8-PFOS



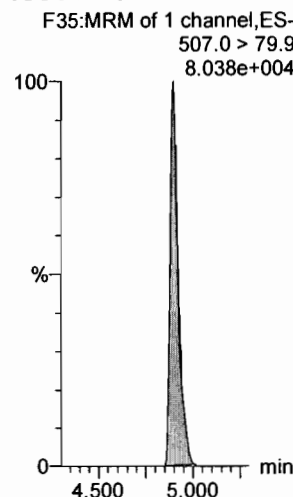
13C2-PFDA



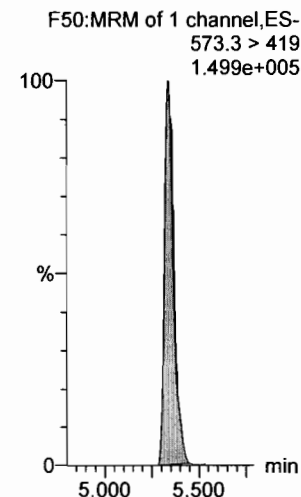
13C2-8:2 FTS



13C8-PFNS



d3-N-MeFOSAA



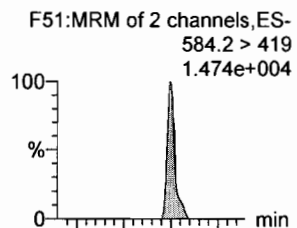
Dataset: F:\Projects\PFAS.PRO\Results\180521M1\180521M1-CRV.qld

Last Altered: Monday, May 21, 2018 20:05:13 Pacific Daylight Time

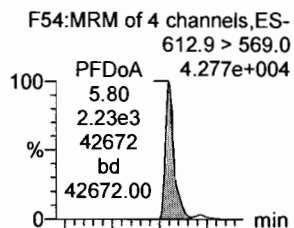
Printed: Monday, May 21, 2018 20:08:32 Pacific Daylight Time

Name: 180521M1_8, Date: 21-May-2018, Time: 16:49:02, ID: ST180521M1-3 PFC CS0 18E2105, Description: PFC CS0 18E2105

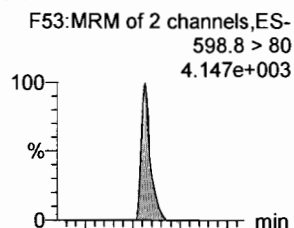
N-EtFOSAA



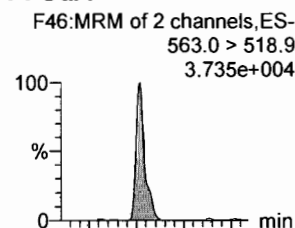
PFDaA



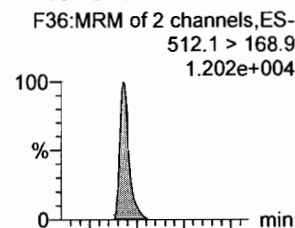
PFDS



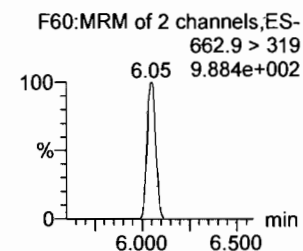
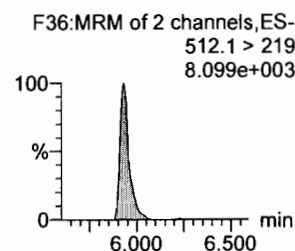
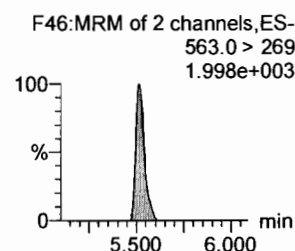
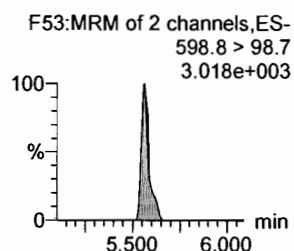
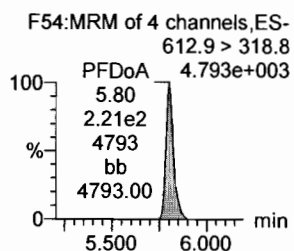
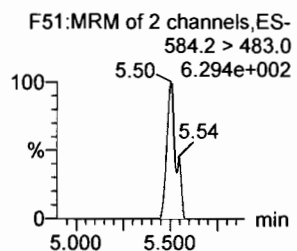
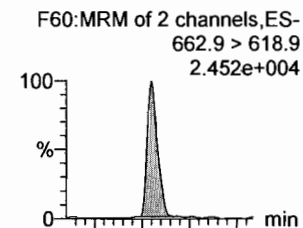
PFUdA



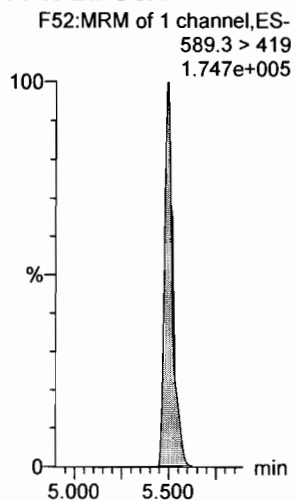
N-MeFOSA



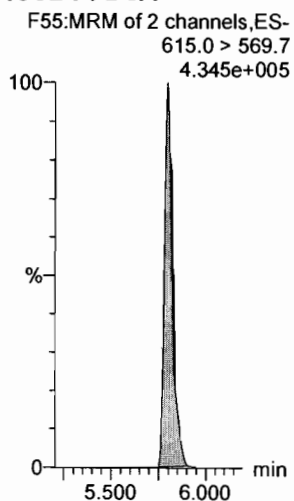
PFTrDA



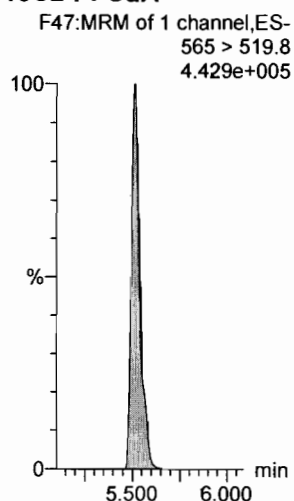
d5-N-EtFOSAA



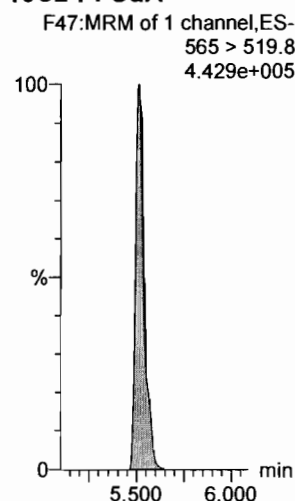
13C2-PFDaA



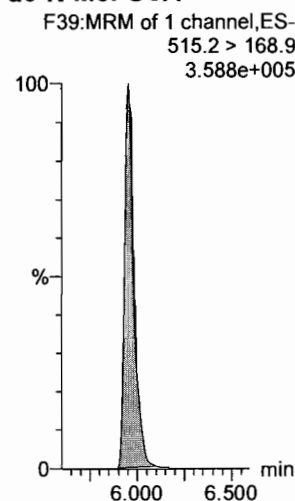
13C2-PFUdA



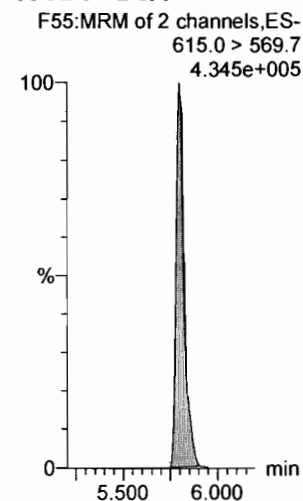
13C2-PFUdA



d3-N-MeFOSA



13C2-PFDaA

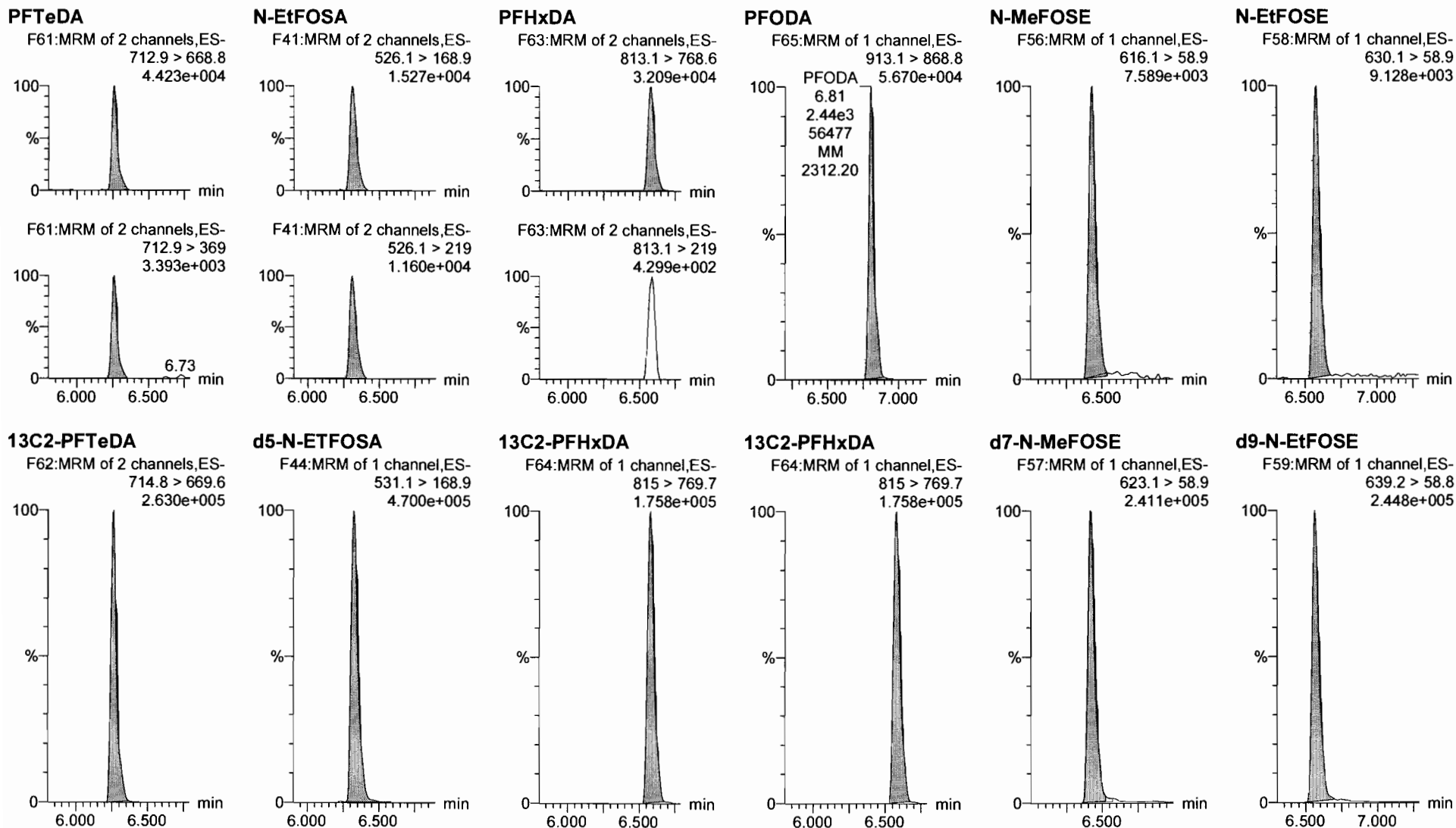


Dataset: F:\Projects\PFAS.PRO\Results\180521M1\180521M1-CRV.qld

Last Altered: Monday, May 21, 2018 20:05:13 Pacific Daylight Time

Printed: Monday, May 21, 2018 20:08:32 Pacific Daylight Time

Name: 180521M1_8, Date: 21-May-2018, Time: 16:49:02, ID: ST180521M1-3 PFC CS0 18E2105, Description: PFC CS0 18E2105



Dataset: F:\Projects\PFAS.PRO\Results\180521M1\180521M1-CRV.qld

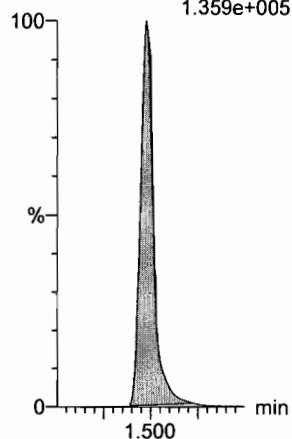
Last Altered: Monday, May 21, 2018 20:05:13 Pacific Daylight Time

Printed: Monday, May 21, 2018 20:08:32 Pacific Daylight Time

Name: 180521M1_8, Date: 21-May-2018, Time: 16:49:02, ID: ST180521M1-3 PFC CS0 18E2105, Description: PFC CS0 18E2105

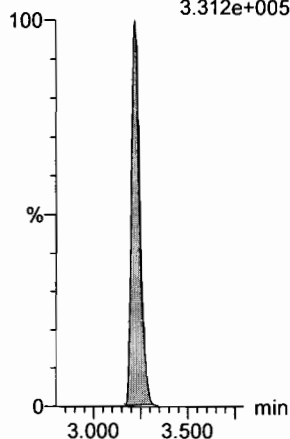
13C4-PFBA

F4:MRM of 1 channel,ES-
217. > 171.8
1.359e+005



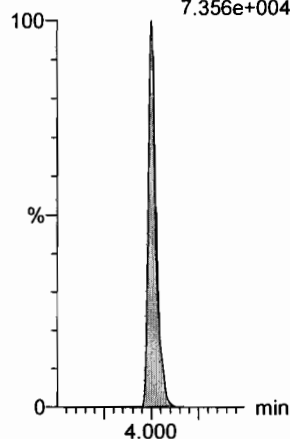
13C5-PFHxA

F11:MRM of 1 channel,ES-
318 > 272.9
3.312e+005



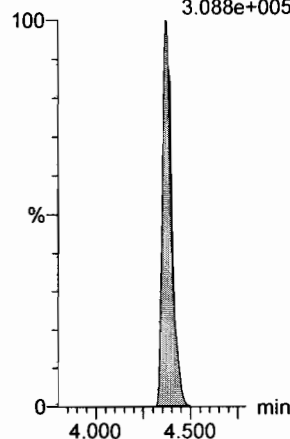
13C3-PFHxS

F19:MRM of 1 channel,ES-
401.9 > 79.9
7.356e+004



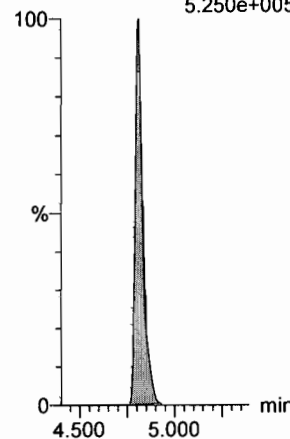
13C8-PFOA

F23:MRM of 1 channel,ES-
421.3 > 376
3.088e+005



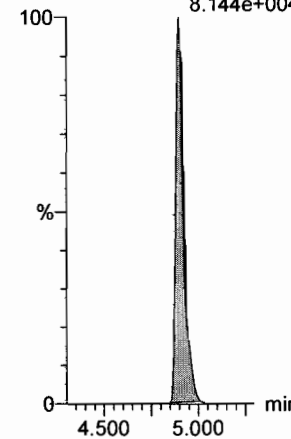
13C9-PFNA

F29:MRM of 1 channel,ES-
472.2 > 426.9
5.250e+005



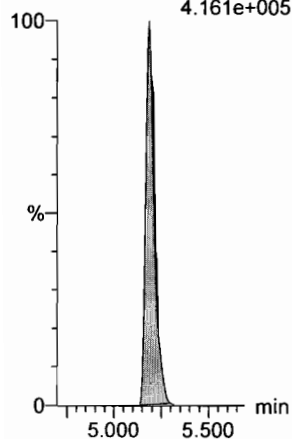
13C4-PFOS

F33:MRM of 1 channel,ES-
503 > 79.9
8.144e+004



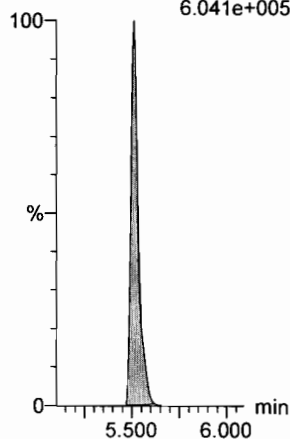
13C6-PFDA

F40:MRM of 1 channel,ES-
519.1 > 473.7
4.161e+005



13C7-PFUdA

F49:MRM of 1 channel,ES-
570.1 > 524.8
6.041e+005

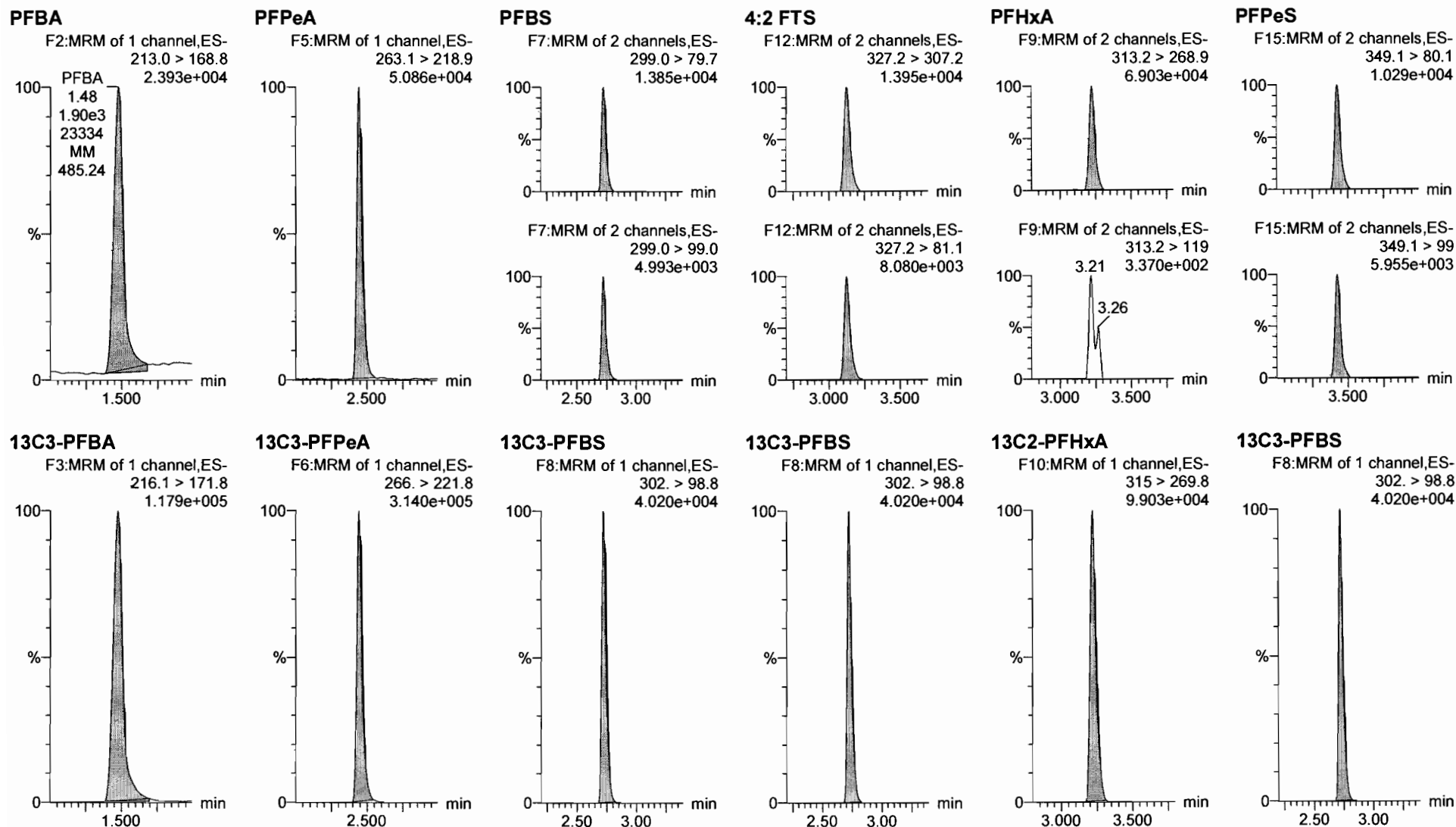


Dataset: F:\Projects\PFAS.PRO\Results\180521M1\180521M1-CRV.qld

Last Altered: Monday, May 21, 2018 20:05:13 Pacific Daylight Time

Printed: Monday, May 21, 2018 20:08:32 Pacific Daylight Time

Name: 180521M1_9, Date: 21-May-2018, Time: 17:00:32, ID: ST180521M1-4 PFC CS1 18E1405, Description: PFC CS1 18E1405

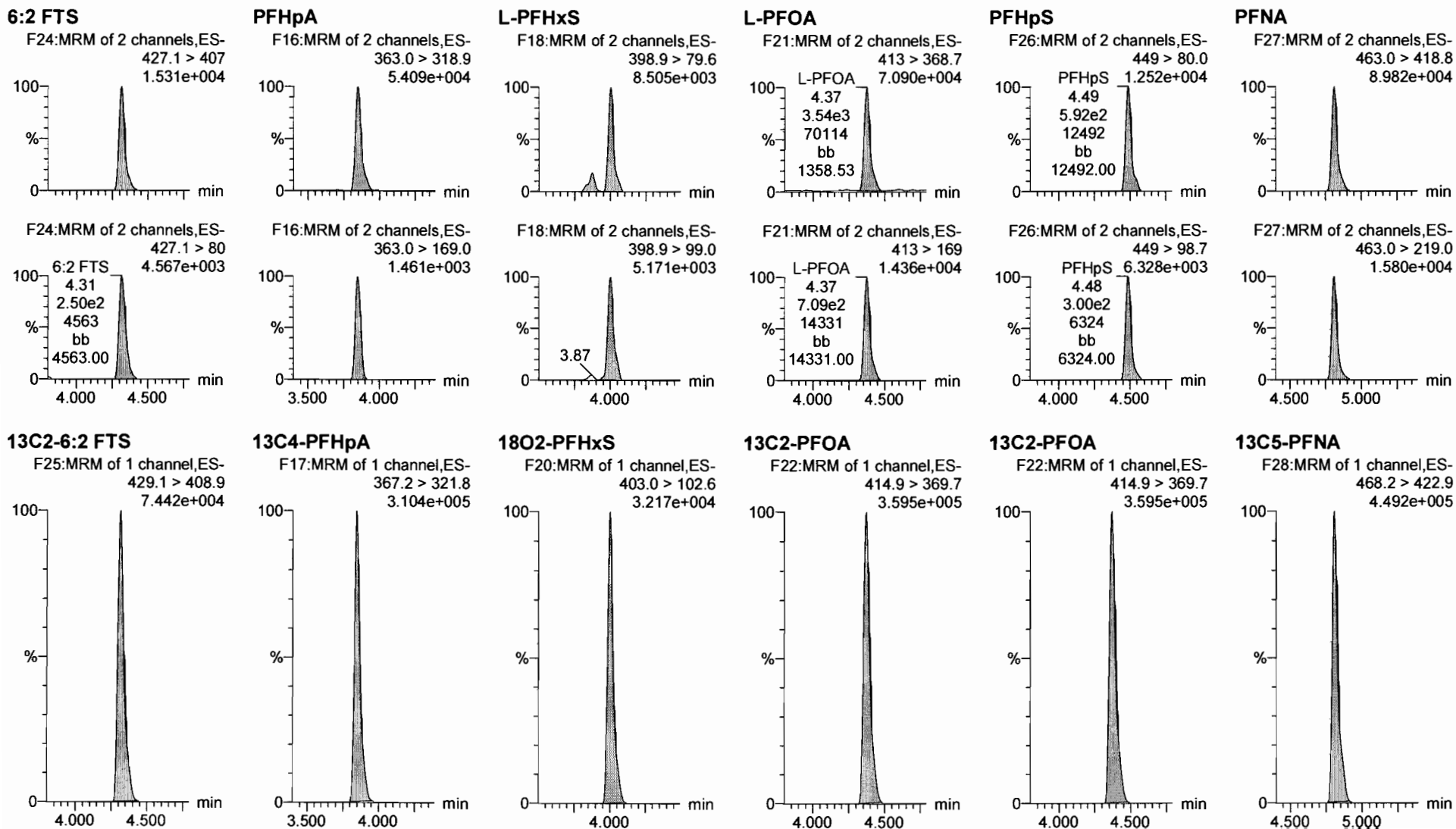


Dataset: F:\Projects\PFAS.PRO\Results\180521M1\180521M1-CRV.qld

Last Altered: Monday, May 21, 2018 20:05:13 Pacific Daylight Time

Printed: Monday, May 21, 2018 20:08:32 Pacific Daylight Time

Name: 180521M1_9, Date: 21-May-2018, Time: 17:00:32, ID: ST180521M1-4 PFC CS1 18E1405, Description: PFC CS1 18E1405



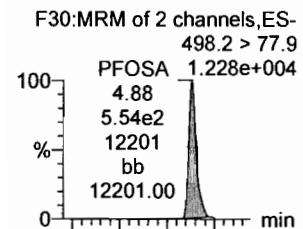
Dataset: F:\Projects\PFAS.PRO\Results\180521M1\180521M1-CRV.qld

Last Altered: Monday, May 21, 2018 20:05:13 Pacific Daylight Time

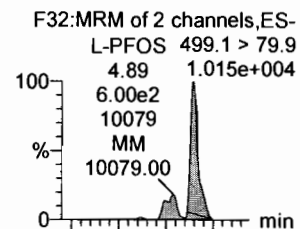
Printed: Monday, May 21, 2018 20:08:32 Pacific Daylight Time

Name: 180521M1_9, Date: 21-May-2018, Time: 17:00:32, ID: ST180521M1-4 PFC CS1 18E1405, Description: PFC CS1 18E1405

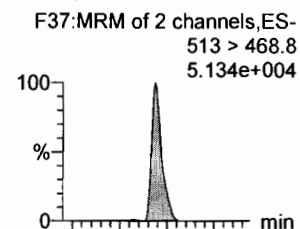
PFOSA



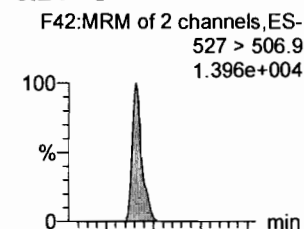
L-PFOS



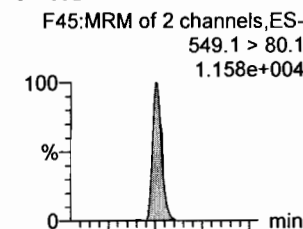
PFDA



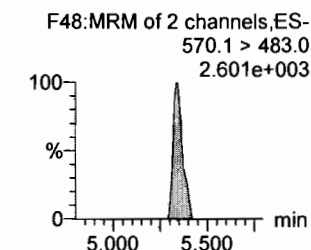
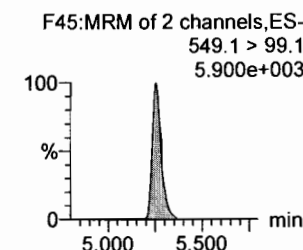
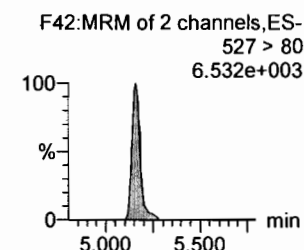
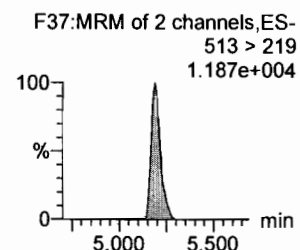
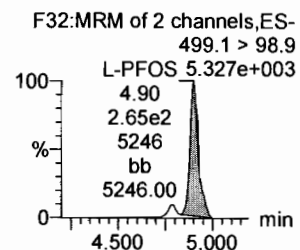
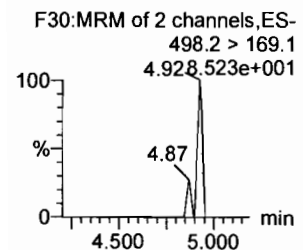
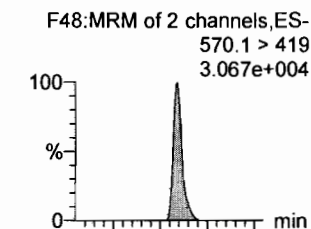
8:2 FTS



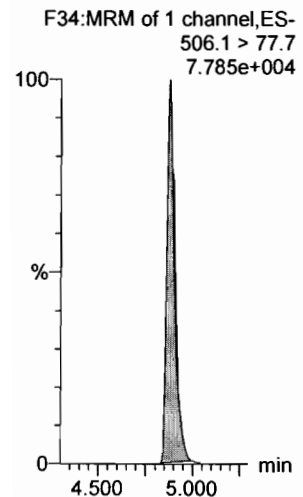
PFNS



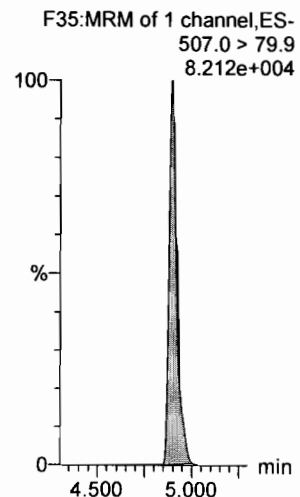
N-MeFOSAA



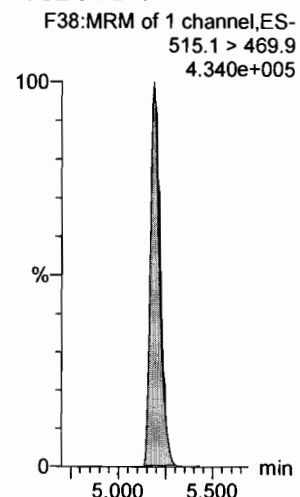
13C8-PFOSA



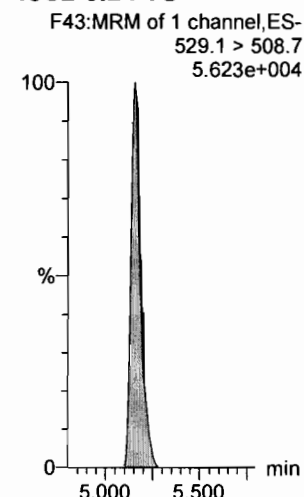
13C8-PFOS



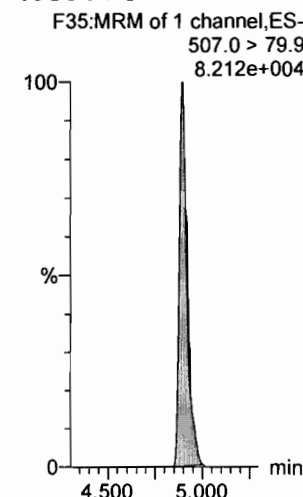
13C2-PFDA



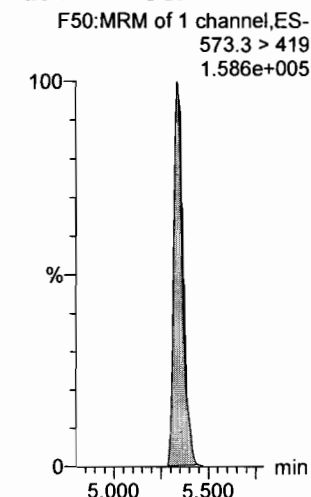
13C2-8:2 FTS



13C8-PFOS



d3-N-MeFOSAA



Dataset: F:\Projects\PFAS.PRO\Results\180521M1\180521M1-CRV.qld

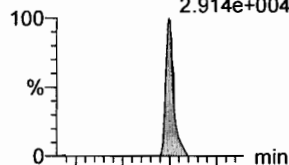
Last Altered: Monday, May 21, 2018 20:05:13 Pacific Daylight Time

Printed: Monday, May 21, 2018 20:08:32 Pacific Daylight Time

Name: 180521M1_9, Date: 21-May-2018, Time: 17:00:32, ID: ST180521M1-4 PFC CS1 18E1405, Description: PFC CS1 18E1405

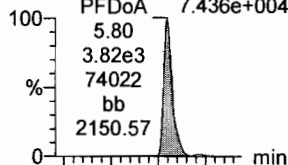
N-EtFOSAA

F51:MRM of 2 channels,ES-
584.2 > 419
2.914e+004




PFDoA

F54:MRM of 4 channels,ES-
612.9 > 569.0
7.436e+004



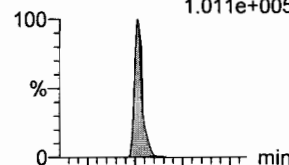
PFDS

F53:MRM of 2 channels,ES-
598.8 > 80
1.269e+004



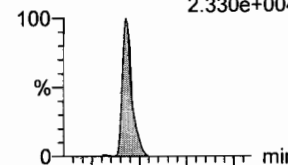
PFUdA

F46:MRM of 2 channels,ES-
563.0 > 518.9
1.011e+005



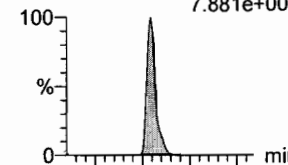
N-MeFOSA

F36:MRM of 2 channels,ES-
512.1 > 168.9
2.330e+004

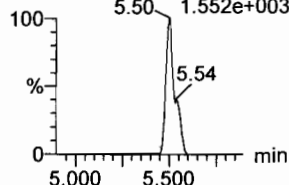


PFTrDA

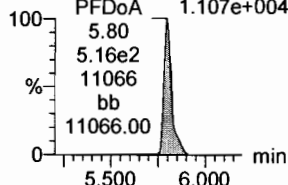
F60:MRM of 2 channels,ES-
662.9 > 618.9
7.881e+004



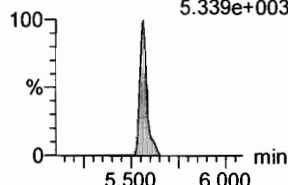
F51:MRM of 2 channels,ES-
584.2 > 483.0
1.552e+003



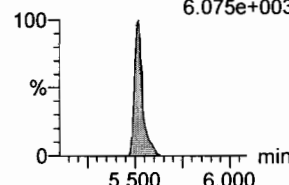
F54:MRM of 4 channels,ES-
612.9 > 318.8
1.107e+004



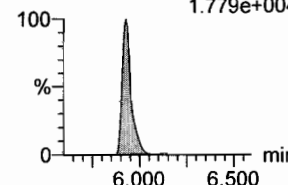
F53:MRM of 2 channels,ES-
598.8 > 98.7
5.339e+003



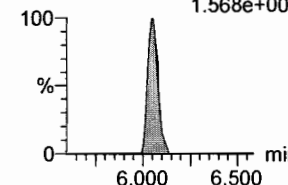
F46:MRM of 2 channels,ES-
563.0 > 269
6.075e+003



F36:MRM of 2 channels,ES-
512.1 > 219
1.779e+004

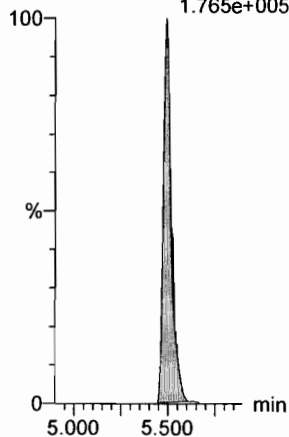


F60:MRM of 2 channels,ES-
662.9 > 319
1.568e+003



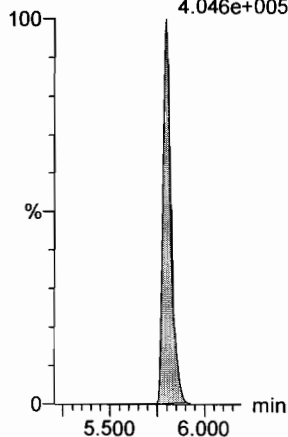
d5-N-EtFOSAA

F52:MRM of 1 channel,ES-
589.3 > 419
1.765e+005



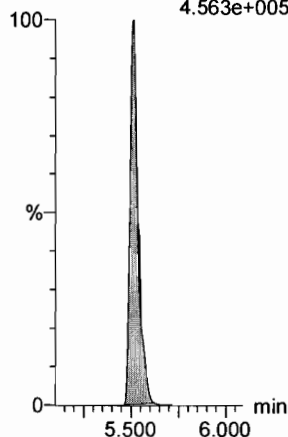
13C2-PFDoA

F55:MRM of 2 channels,ES-
615.0 > 569.7
4.046e+005



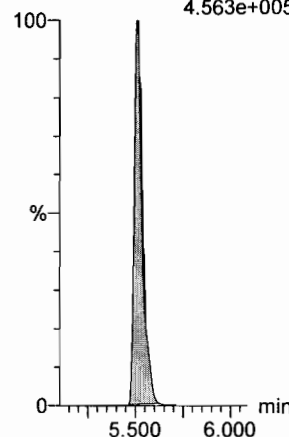
13C2-PFUdA

F47:MRM of 1 channel,ES-
565 > 519.8
4.563e+005



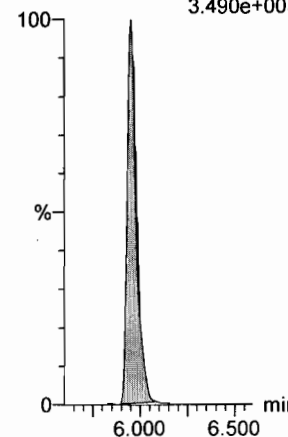
13C2-PFUdA

F47:MRM of 1 channel,ES-
565 > 519.8
4.563e+005



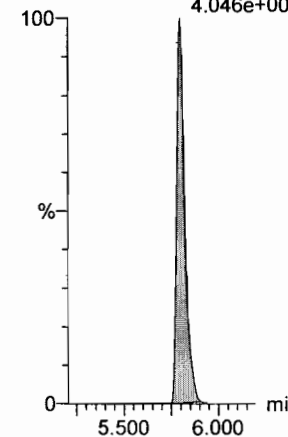
d3-N-MeFOSA

F39:MRM of 1 channel,ES-
515.2 > 168.9
3.490e+005



13C2-PFDoA

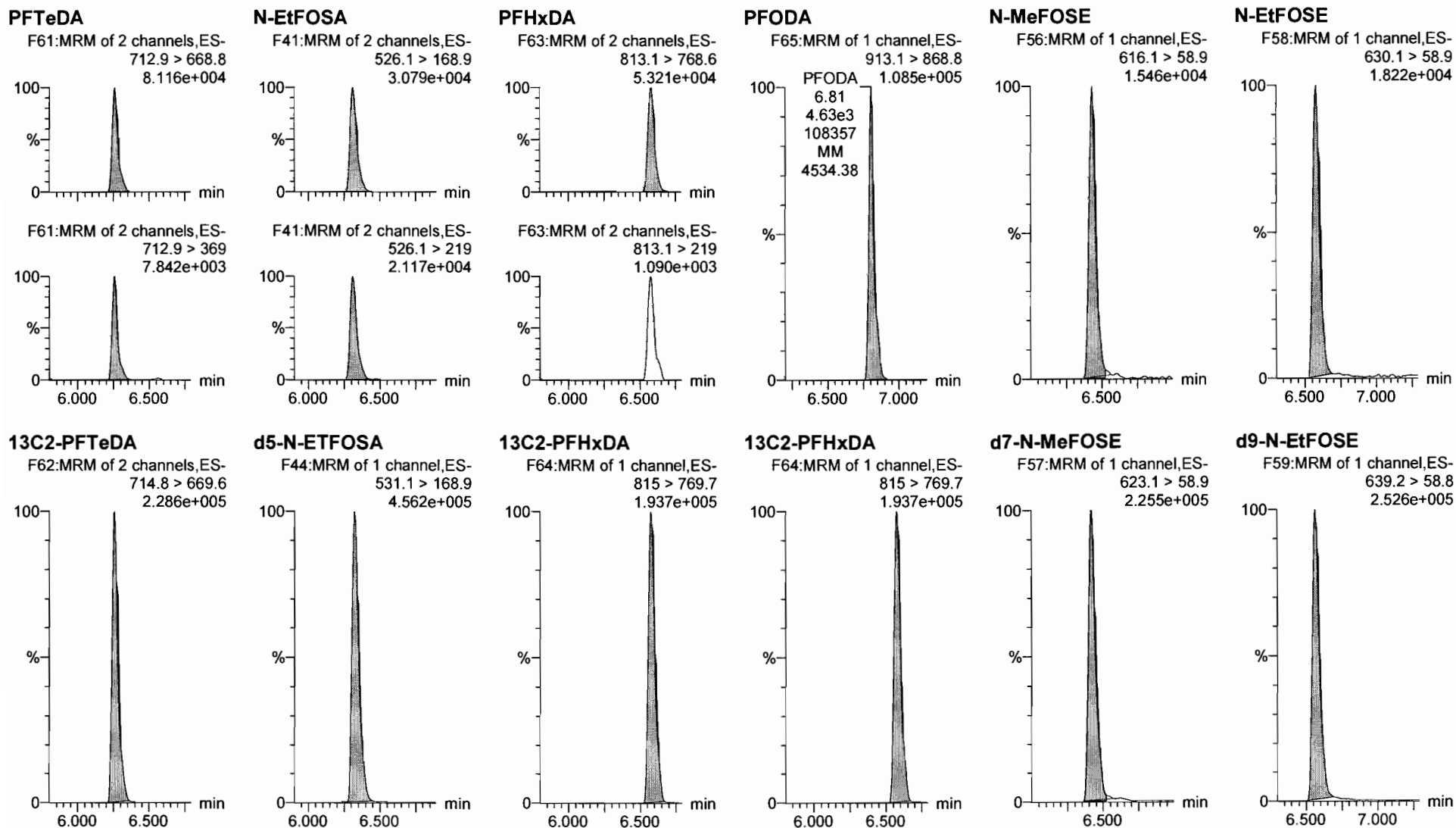
F55:MRM of 2 channels,ES-
615.0 > 569.7
4.046e+005



Dataset: F:\Projects\PFAS.PRO\Results\180521M1\180521M1-CRV.qld

Last Altered: Monday, May 21, 2018 20:05:13 Pacific Daylight Time
Printed: Monday, May 21, 2018 20:08:32 Pacific Daylight Time

Name: 180521M1_9, Date: 21-May-2018, Time: 17:00:32, ID: ST180521M1-4 PFC CS1 18E1405, Description: PFC CS1 18E1405



Dataset: F:\Projects\PFAS.PRO\Results\180521M1\180521M1-CRV.qld

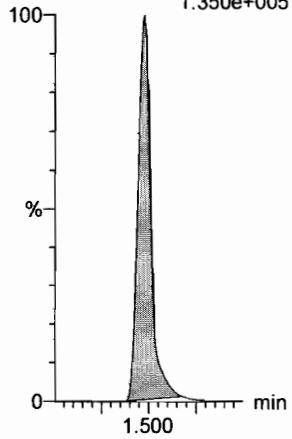
Last Altered: Monday, May 21, 2018 20:05:13 Pacific Daylight Time

Printed: Monday, May 21, 2018 20:08:32 Pacific Daylight Time

Name: 180521M1_9, Date: 21-May-2018, Time: 17:00:32, ID: ST180521M1-4 PFC CS1 18E1405, Description: PFC CS1 18E1405

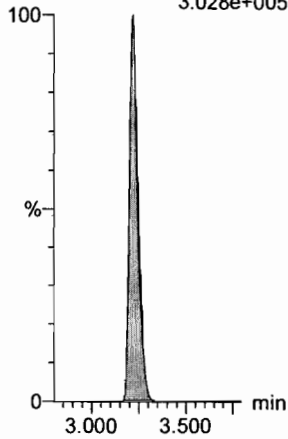
13C4-PFBA

F4:MRM of 1 channel,ES-
217. > 171.8
1.350e+005



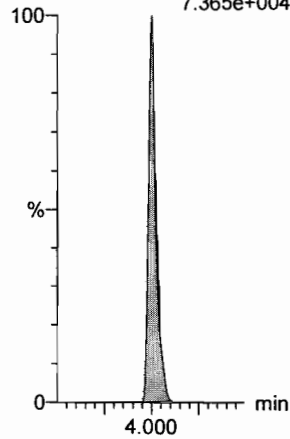
13C5-PFHxA

F11:MRM of 1 channel,ES-
318 > 272.9
3.028e+005



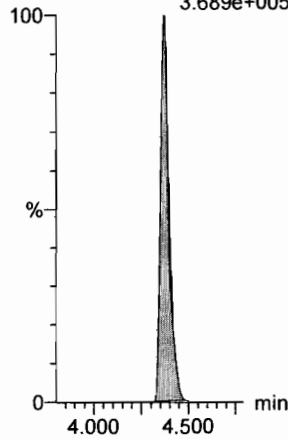
13C3-PFHxS

F19:MRM of 1 channel,ES-
401.9 > 79.9
7.365e+004



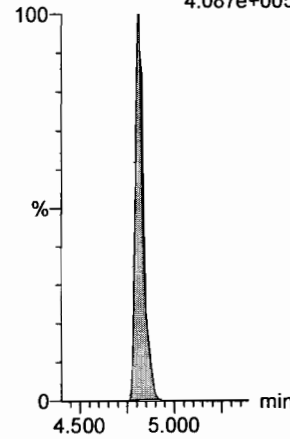
13C8-PFOA

F23:MRM of 1 channel,ES-
421.3 > 376
3.689e+005



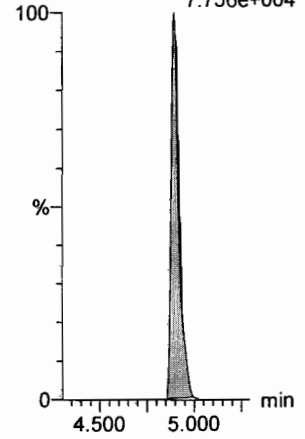
13C9-PFNA

F29:MRM of 1 channel,ES-
472.2 > 426.9
4.087e+005



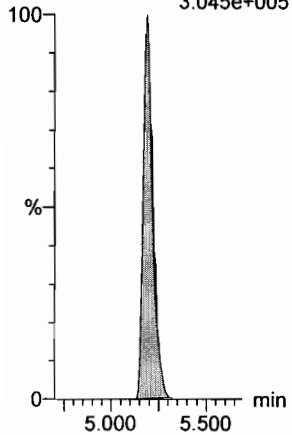
13C4-PFOS

F33:MRM of 1 channel,ES-
503 > 79.9
7.756e+004



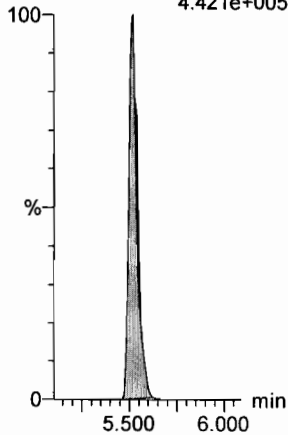
13C6-PFDA

F40:MRM of 1 channel,ES-
519.1 > 473.7
3.045e+005



13C7-PFUdA

F49:MRM of 1 channel,ES-
570.1 > 524.8
4.421e+005

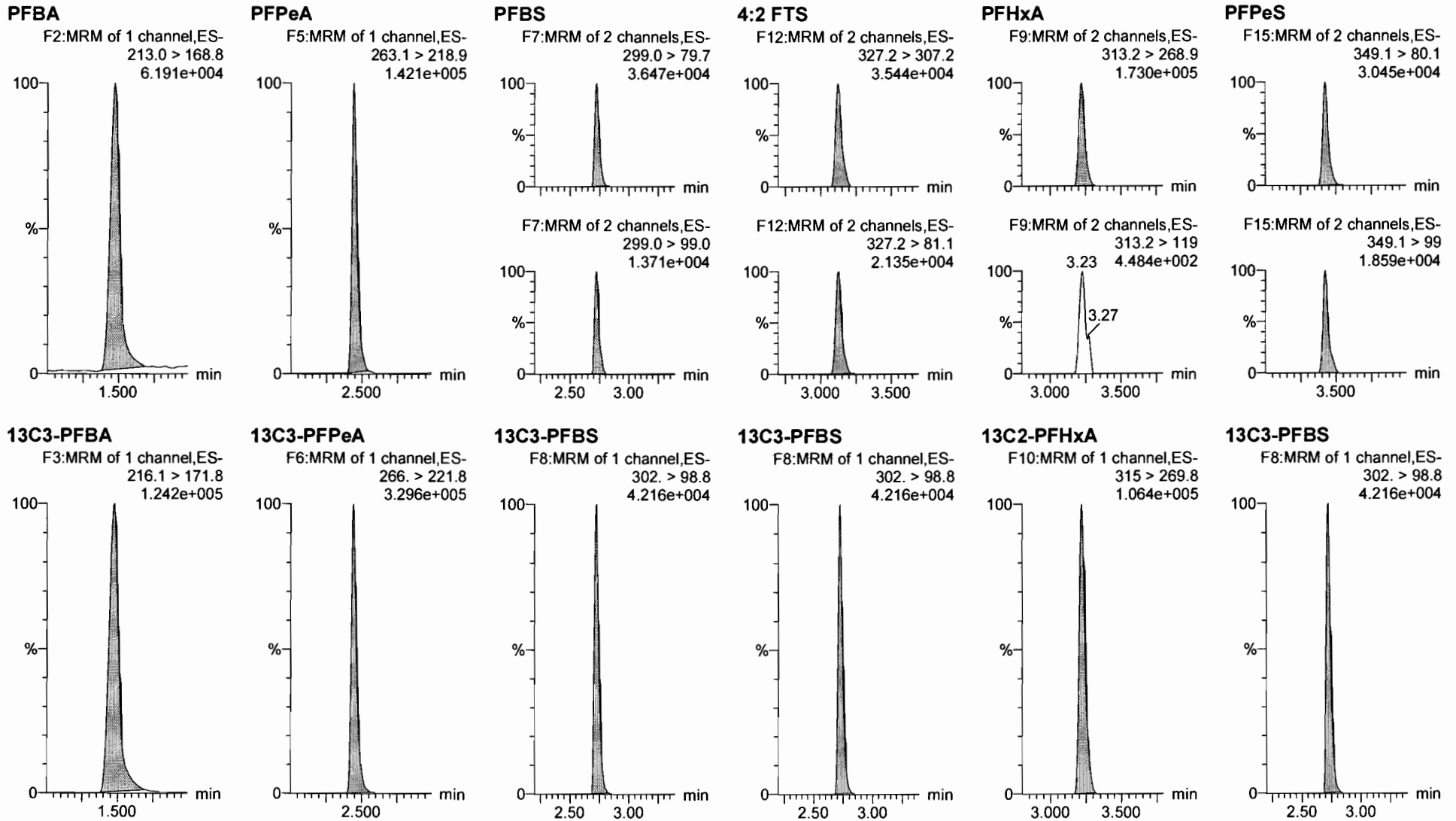


Dataset: F:\Projects\PFAS.PRO\Results\180521M1\180521M1-CRV.qld

Last Altered: Monday, May 21, 2018 20:05:13 Pacific Daylight Time

Printed: Monday, May 21, 2018 20:08:32 Pacific Daylight Time

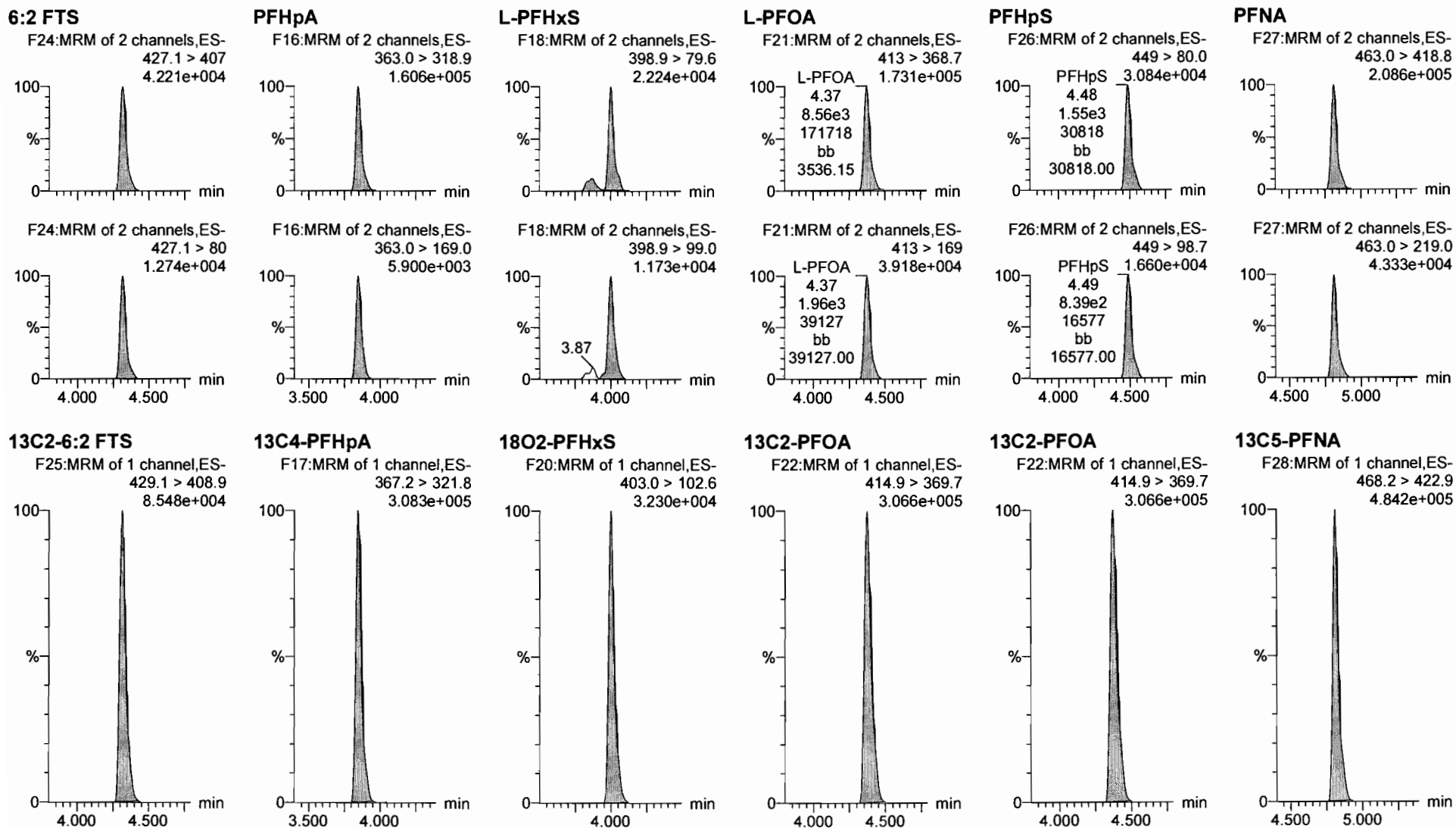
Name: 180521M1_10, Date: 21-May-2018, Time: 17:11:59, ID: ST180521M1-5 PFC CS2 18E1406, Description: PFC CS2 18E1406



Dataset: F:\Projects\PFAS.PRO\Results\180521M1\180521M1-CRV.qld

Last Altered: Monday, May 21, 2018 20:05:13 Pacific Daylight Time
Printed: Monday, May 21, 2018 20:08:32 Pacific Daylight Time

Name: 180521M1_10, Date: 21-May-2018, Time: 17:11:59, ID: ST180521M1-5 PFC CS2 18E1406, Description: PFC CS2 18E1406



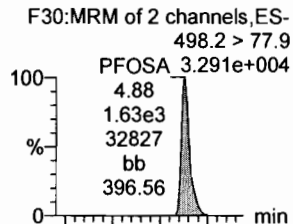
Dataset: F:\Projects\PFAS.PRO\Results\180521M1\180521M1-CRV.qld

Last Altered: Monday, May 21, 2018 20:05:13 Pacific Daylight Time

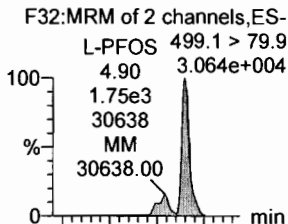
Printed: Monday, May 21, 2018 20:08:32 Pacific Daylight Time

Name: 180521M1_10, Date: 21-May-2018, Time: 17:11:59, ID: ST180521M1-5 PFC CS2 18E1406, Description: PFC CS2 18E1406

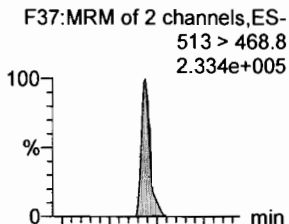
PFOSA



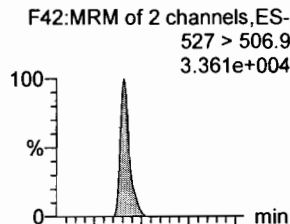
L-PFOS



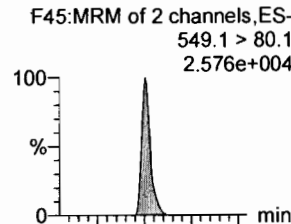
PFDA



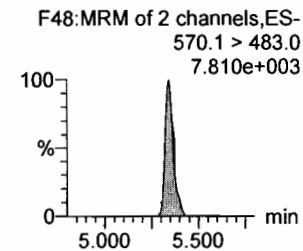
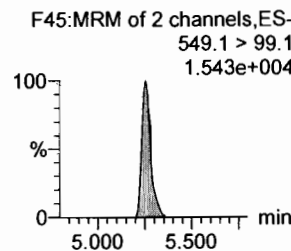
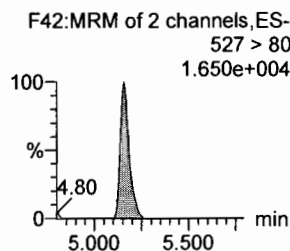
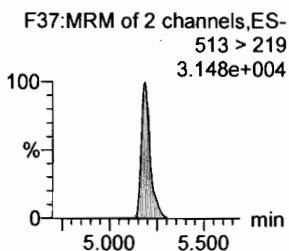
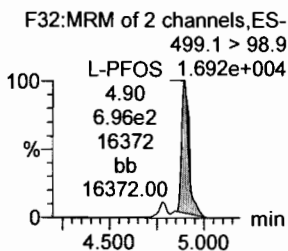
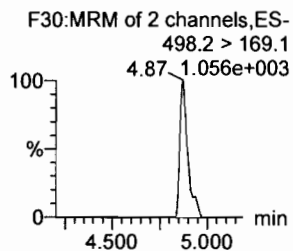
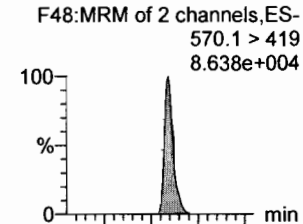
8:2 FTS



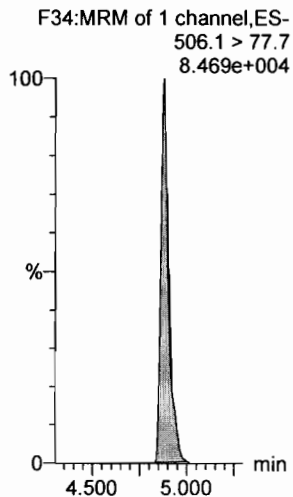
PFNS



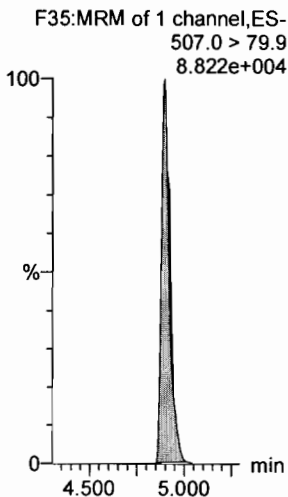
N-MeFOSAA



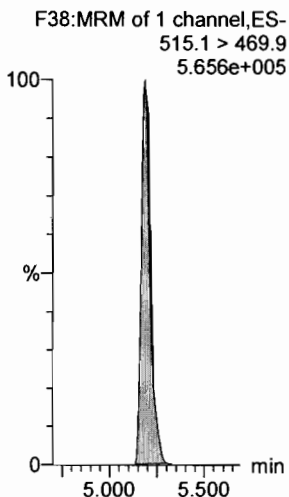
13C8-PFOSA



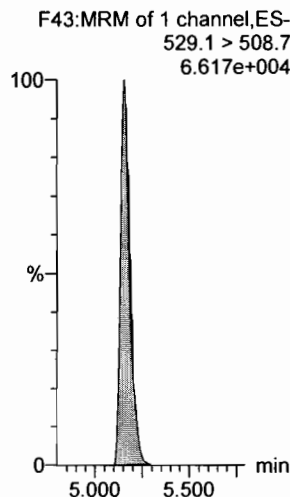
13C8-PFOS



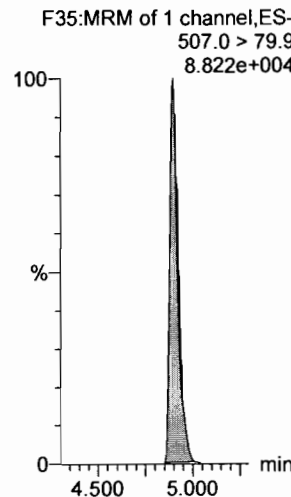
13C2-PFDA



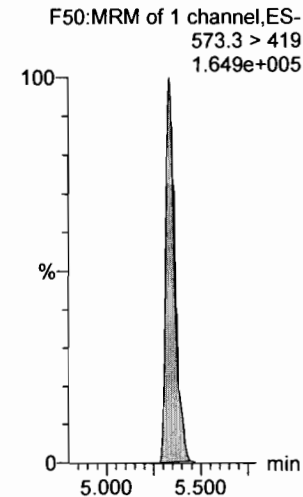
13C2-8:2 FTS



13C8-PFOS



d3-N-MeFOSAA



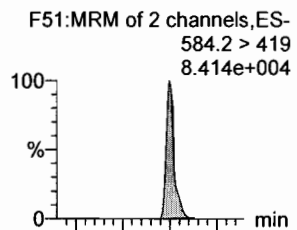
Dataset: F:\Projects\PFAS.PRO\Results\180521M1\180521M1-CRV.qld

Last Altered: Monday, May 21, 2018 20:05:13 Pacific Daylight Time

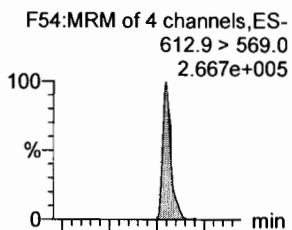
Printed: Monday, May 21, 2018 20:08:32 Pacific Daylight Time

Name: 180521M1_10, Date: 21-May-2018, Time: 17:11:59, ID: ST180521M1-5 PFC CS2 18E1406, Description: PFC CS2 18E1406

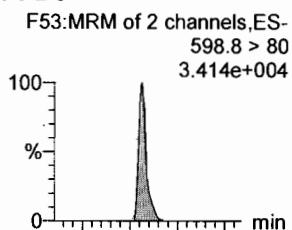
N-EtFOSAA



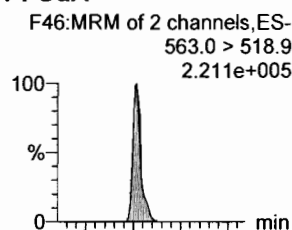
PFDoA



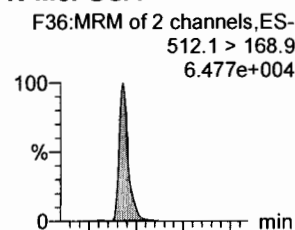
PFDS



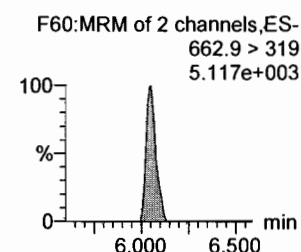
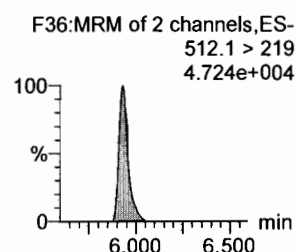
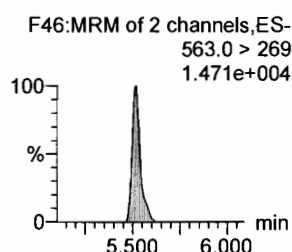
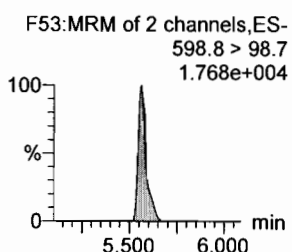
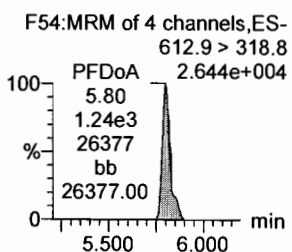
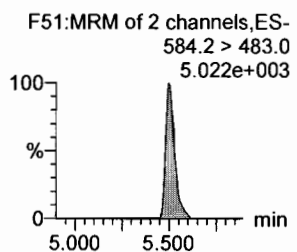
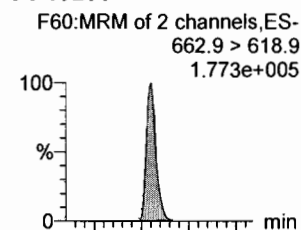
PFUdA



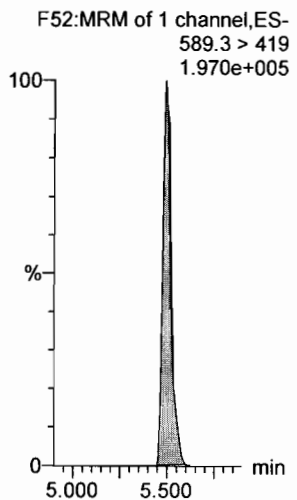
N-MeFOSA



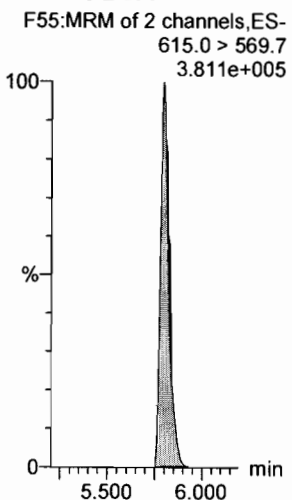
PFTTrDA



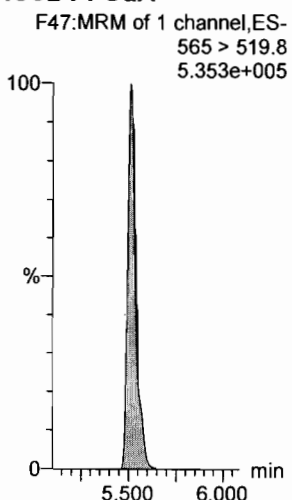
d5-N-EtFOSAA



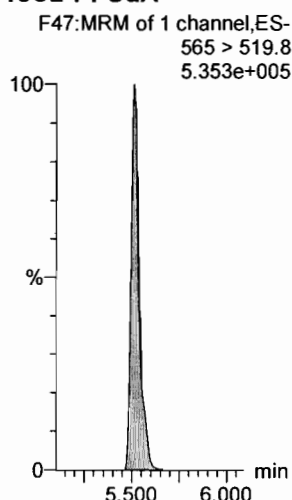
13C2-PFDoA



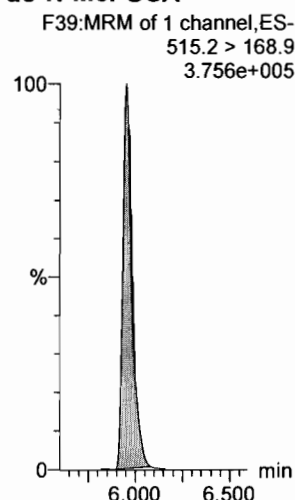
13C2-PFUdA



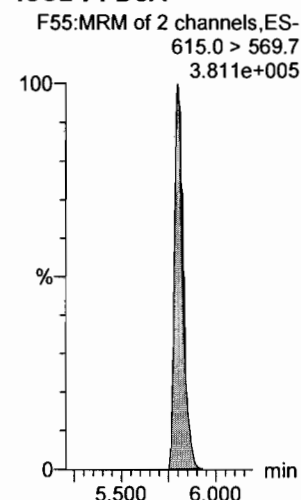
13C2-PFUdA



d3-N-MeFOSA



13C2-PFDoA



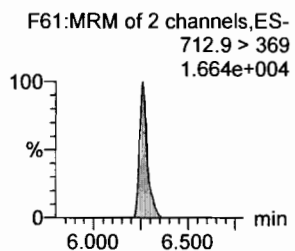
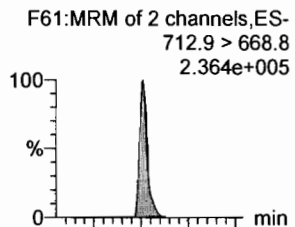
Dataset: F:\Projects\PFAS.PRO\Results\180521M1\180521M1-CRV.qld

Last Altered: Monday, May 21, 2018 20:05:13 Pacific Daylight Time

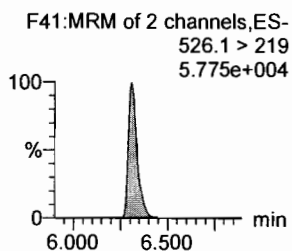
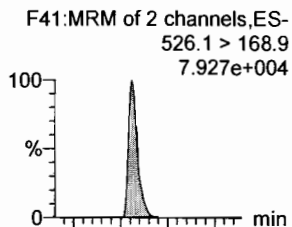
Printed: Monday, May 21, 2018 20:08:32 Pacific Daylight Time

Name: 180521M1_10, Date: 21-May-2018, Time: 17:11:59, ID: ST180521M1-5 PFC CS2 18E1406, Description: PFC CS2 18E1406

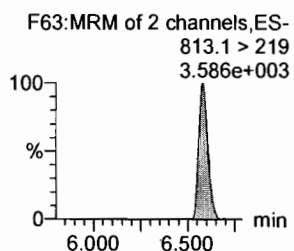
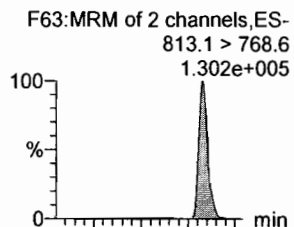
PFTeDA



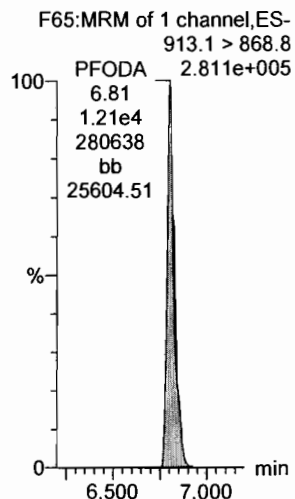
N-EtFOSA



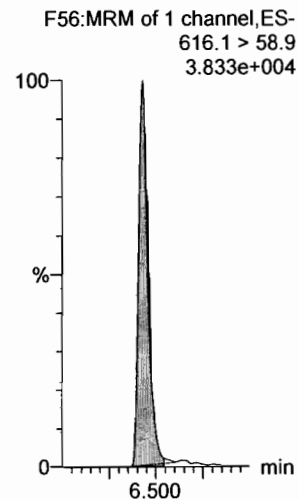
PFHxDA



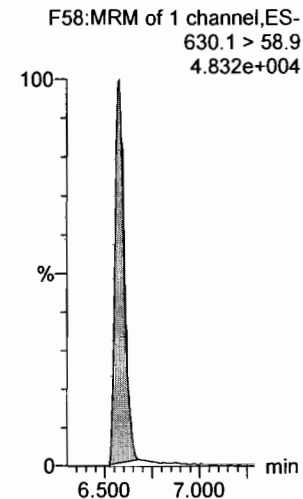
PFODA



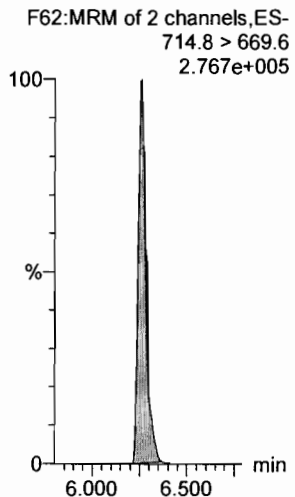
N-MeFOSE



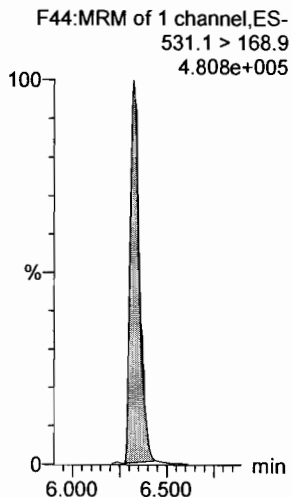
N-EtFOSE



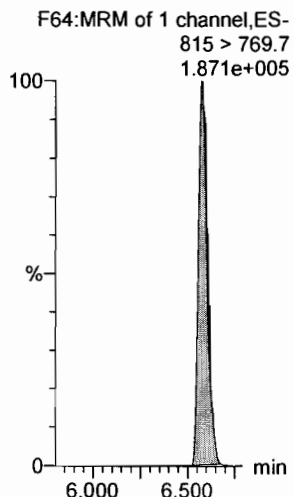
13C2-PFTeDA



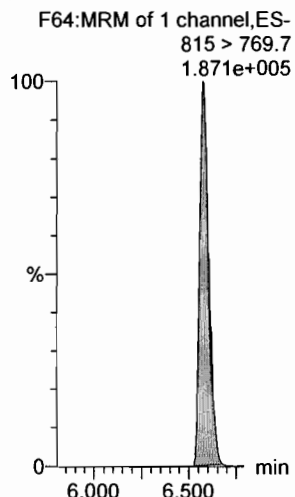
d5-N-ETFOSA



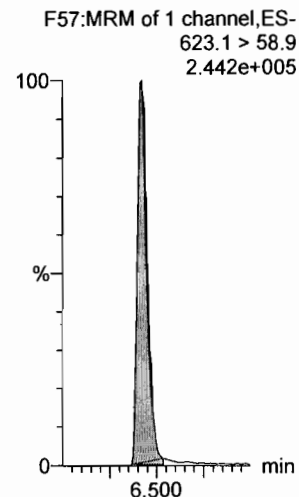
13C2-PFHxDA



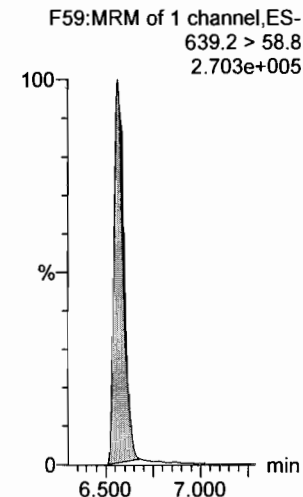
13C2-PFHxDA



d7-N-MeFOSE



d9-N-EtFOSE



Dataset: F:\Projects\PFAS.PRO\Results\180521M1\180521M1-CRV.qld

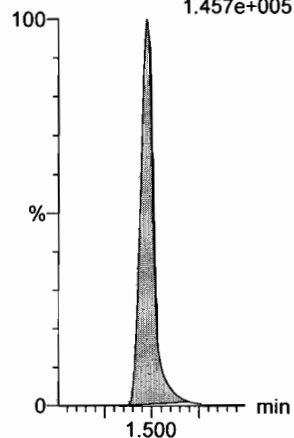
Last Altered: Monday, May 21, 2018 20:05:13 Pacific Daylight Time

Printed: Monday, May 21, 2018 20:08:32 Pacific Daylight Time

Name: 180521M1_10, Date: 21-May-2018, Time: 17:11:59, ID: ST180521M1-5 PFC CS2 18E1406, Description: PFC CS2 18E1406

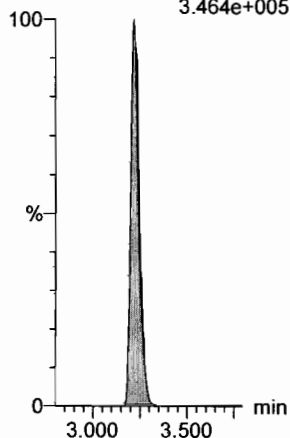
13C4-PFBA

F4:MRM of 1 channel,ES-
217. > 171.8
1.457e+005



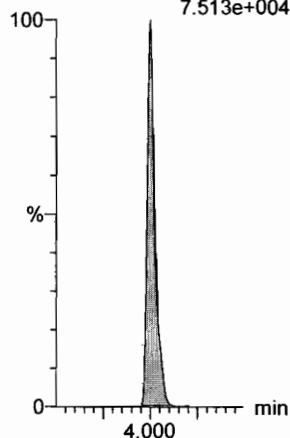
13C5-PFHxA

F11:MRM of 1 channel,ES-
318 > 272.9
3.464e+005



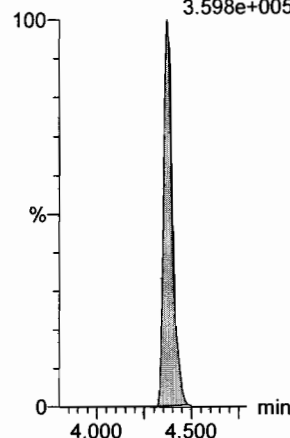
13C3-PFHxS

F19:MRM of 1 channel,ES-
401.9 > 79.9
7.513e+004



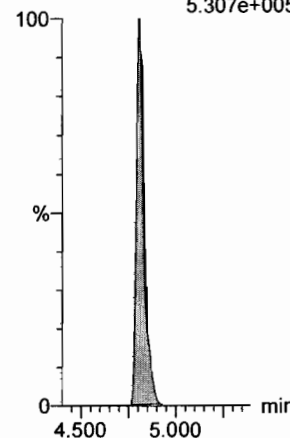
13C8-PFOA

F23:MRM of 1 channel,ES-
421.3 > 376
3.598e+005



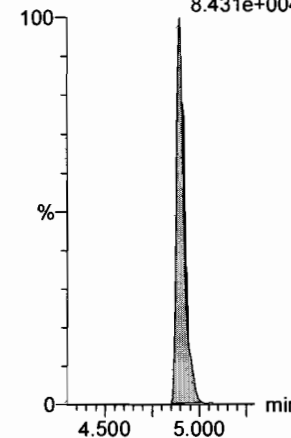
13C9-PFNA

F29:MRM of 1 channel,ES-
472.2 > 426.9
5.307e+005



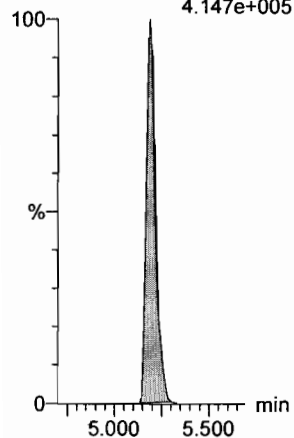
13C4-PFOS

F33:MRM of 1 channel,ES-
503 > 79.9
8.431e+004



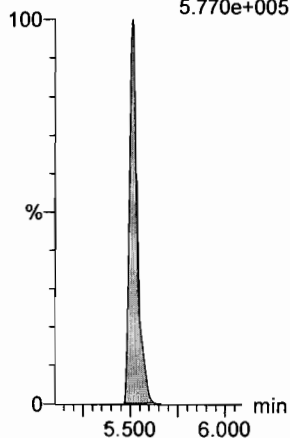
13C6-PFDA

F40:MRM of 1 channel,ES-
519.1 > 473.7
4.147e+005



13C7-PFUdA

F49:MRM of 1 channel,ES-
570.1 > 524.8
5.770e+005

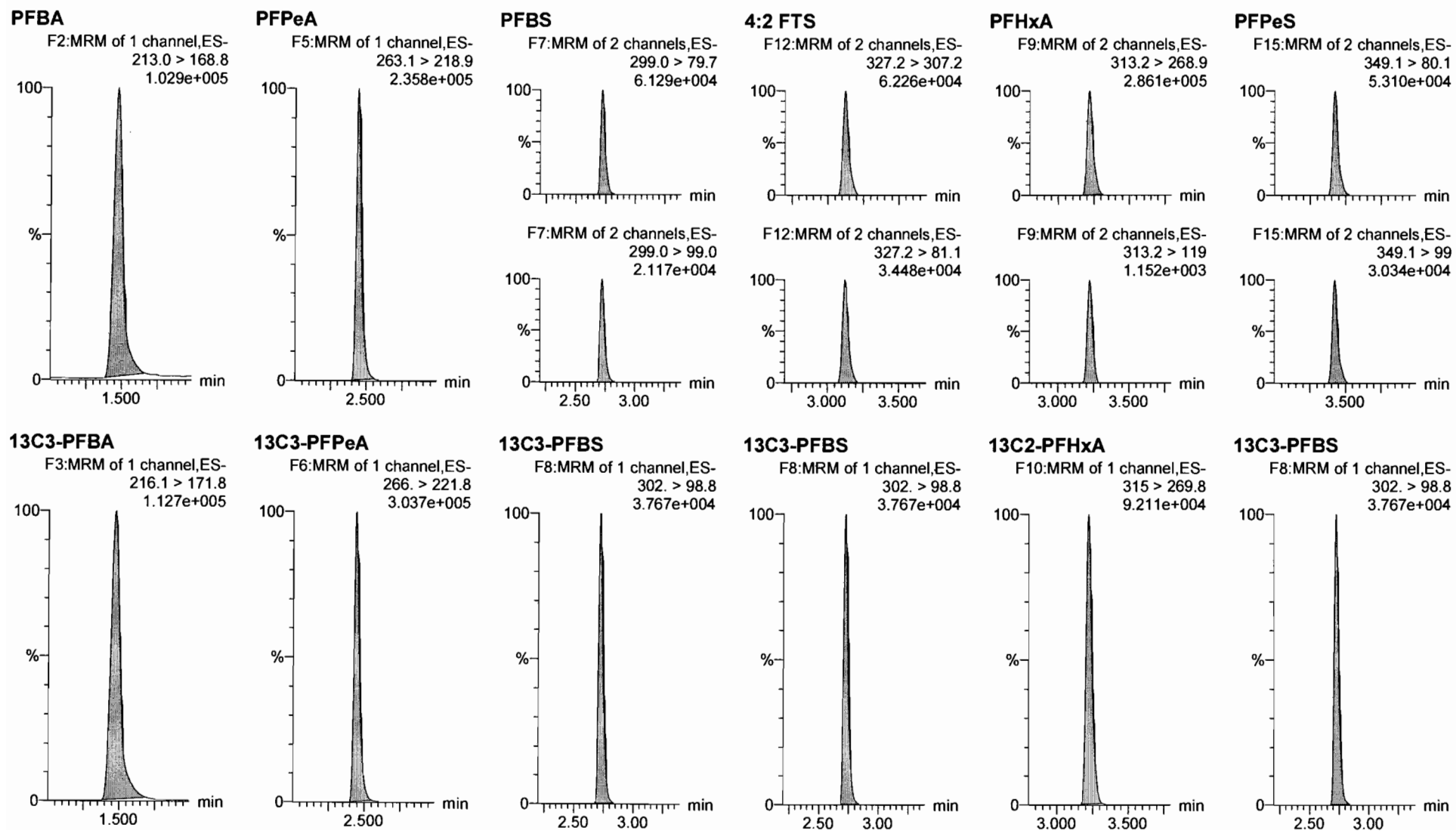


Dataset: F:\Projects\PFAS.PRO\Results\180521M1\180521M1-CRV.qld

Last Altered: Monday, May 21, 2018 20:05:13 Pacific Daylight Time

Printed: Monday, May 21, 2018 20:08:32 Pacific Daylight Time

Name: 180521M1_11, Date: 21-May-2018, Time: 17:23:25, ID: ST180521M1-6 PFC CS3 18E2106, Description: PFC CS3 18E2106



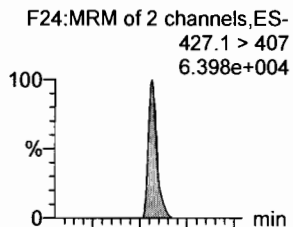
Dataset: F:\Projects\PFAS.PRO\Results\180521M1\180521M1-CRV.qld

Last Altered: Monday, May 21, 2018 20:05:13 Pacific Daylight Time

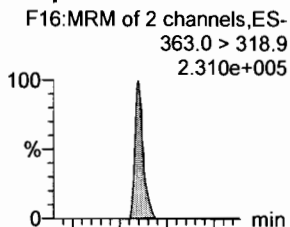
Printed: Monday, May 21, 2018 20:08:32 Pacific Daylight Time

Name: 180521M1_11, Date: 21-May-2018, Time: 17:23:25, ID: ST180521M1-6 PFC CS3 18E2106, Description: PFC CS3 18E2106

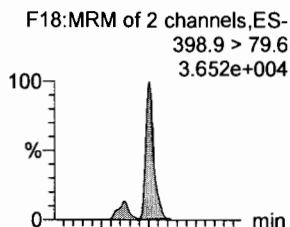
6:2 FTS



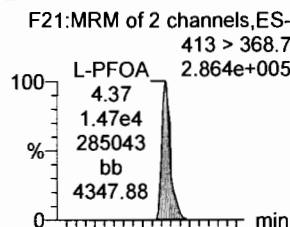
PFHpa



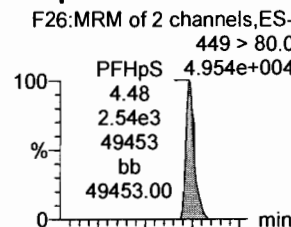
L-PFHxS



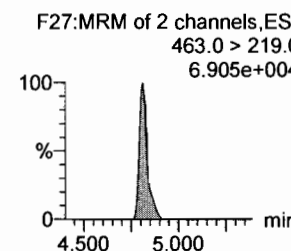
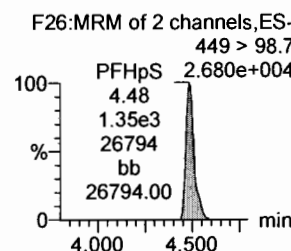
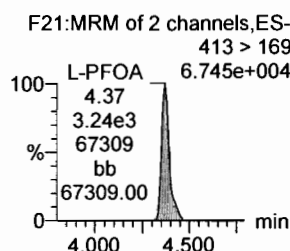
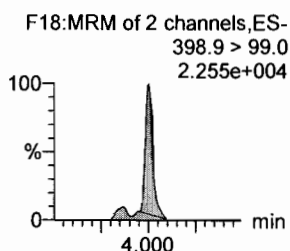
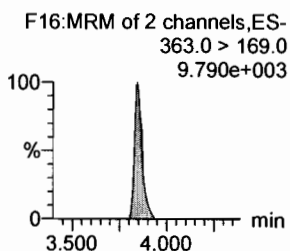
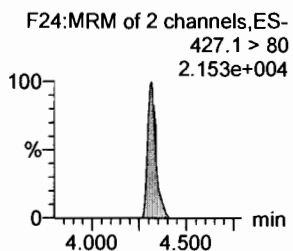
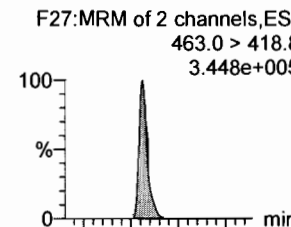
L-PFOA



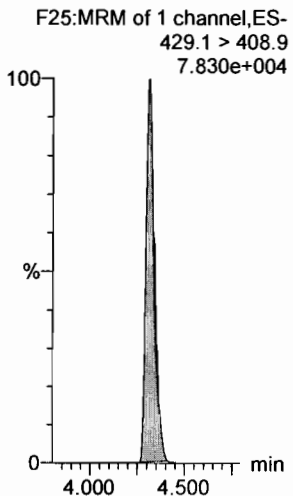
PFHpS



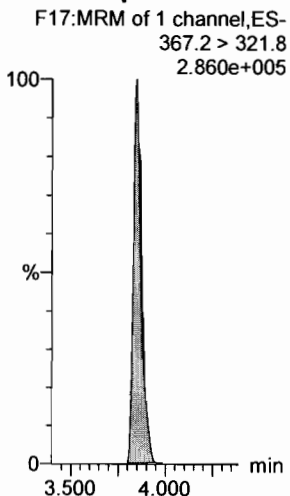
PFNA



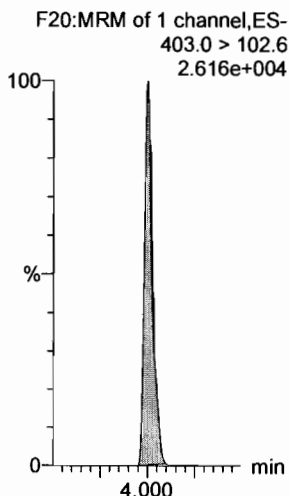
13C2-6:2 FTS



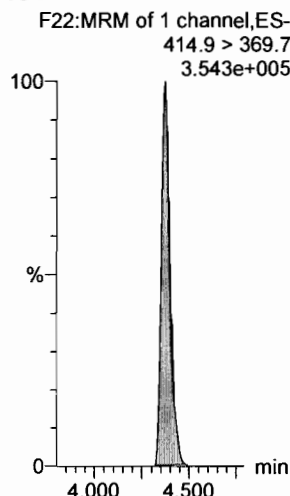
13C4-PFHpa



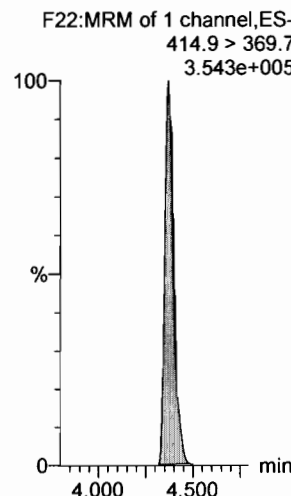
18O2-PFHxS



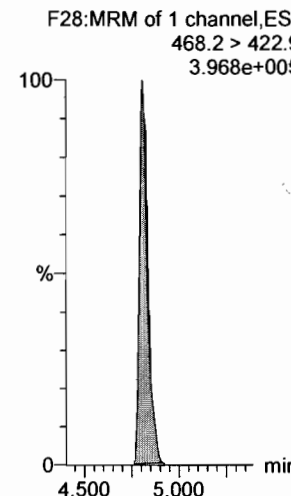
13C2-PFOA



13C2-PFOA



13C5-PFNA



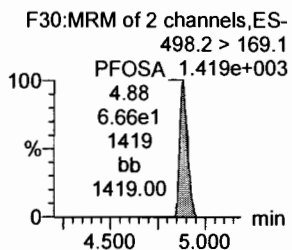
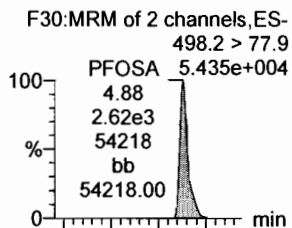
Dataset: F:\Projects\PFAS.PRO\Results\180521M1\180521M1-CRV.qld

Last Altered: Monday, May 21, 2018 20:05:13 Pacific Daylight Time

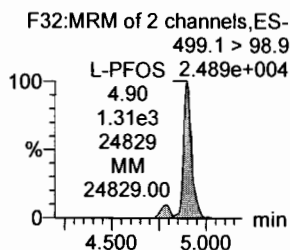
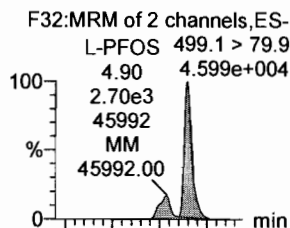
Printed: Monday, May 21, 2018 20:08:32 Pacific Daylight Time

Name: 180521M1_11, Date: 21-May-2018, Time: 17:23:25, ID: ST180521M1-6 PFC CS3 18E2106, Description: PFC CS3 18E2106

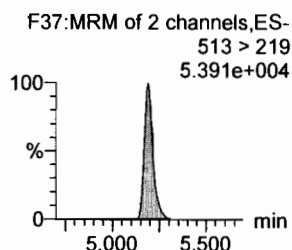
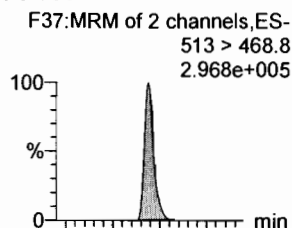
PFOSA



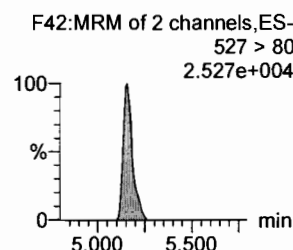
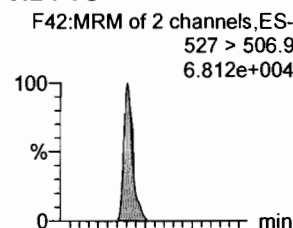
L-PFOS



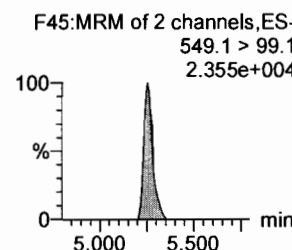
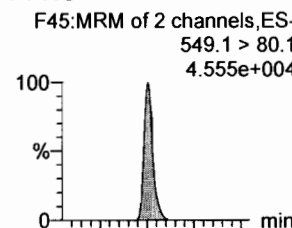
PFDA



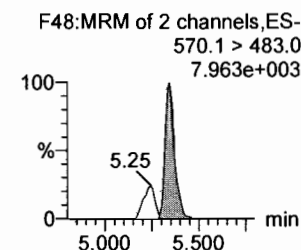
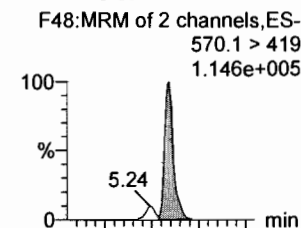
8:2 FTS



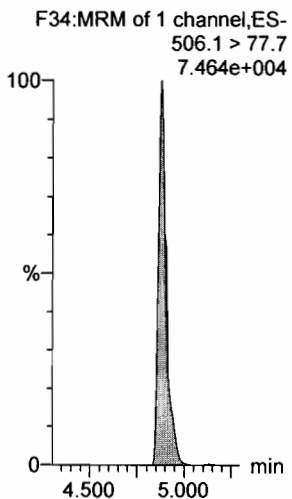
PFNS



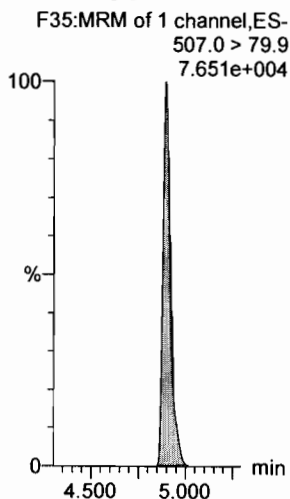
N-MeFOSAA



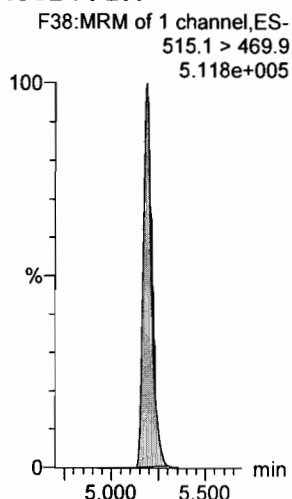
13C8-PFOSA



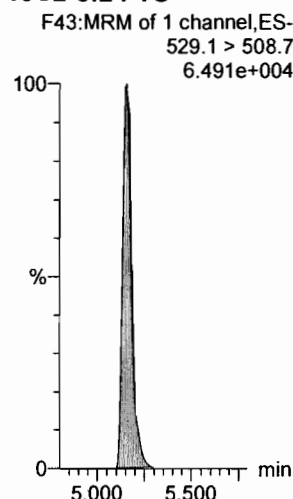
13C8-PFOS



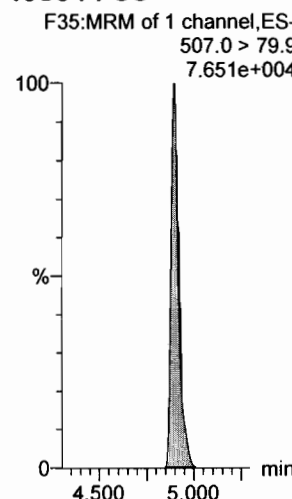
13C2-PFDA



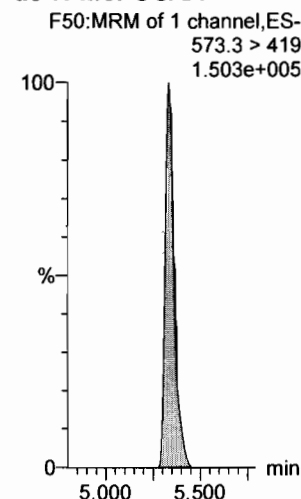
13C2-8:2 FTS



13C8-PFNS



d3-N-MeFOSAA



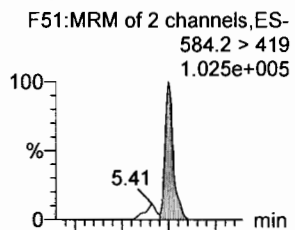
Dataset: F:\Projects\PFAS.PRO\Results\180521M1\180521M1-CRV.qld

Last Altered: Monday, May 21, 2018 20:05:13 Pacific Daylight Time

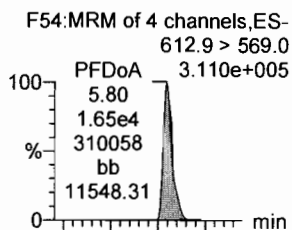
Printed: Monday, May 21, 2018 20:08:32 Pacific Daylight Time

Name: 180521M1_11, Date: 21-May-2018, Time: 17:23:25, ID: ST180521M1-6 PFC CS3 18E2106, Description: PFC CS3 18E2106

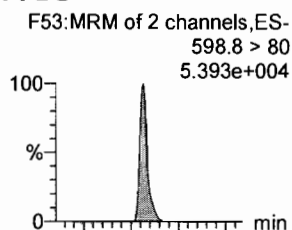
N-EtFOSAA



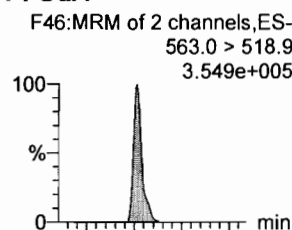
PFDaA



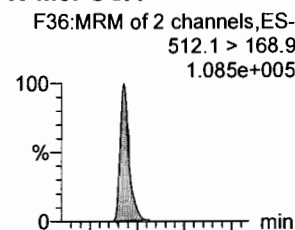
PFDS



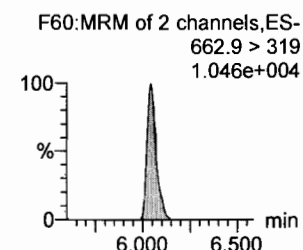
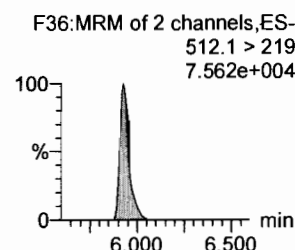
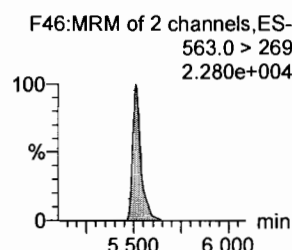
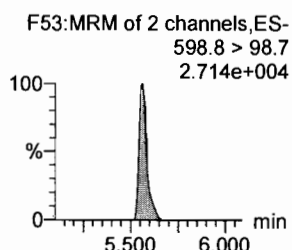
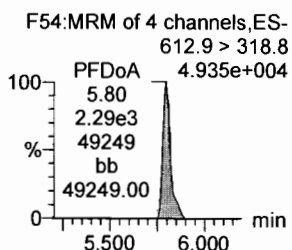
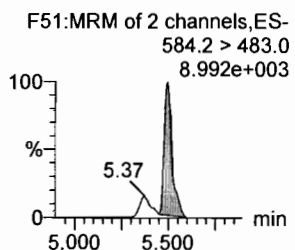
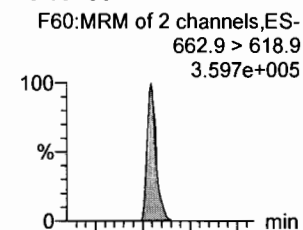
PFUdA



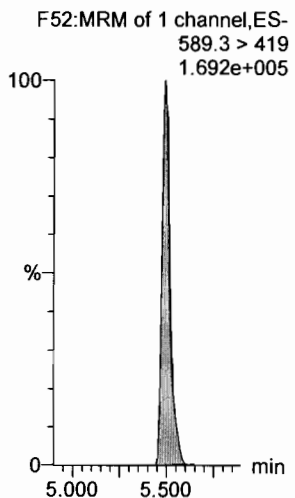
N-MeFOSA



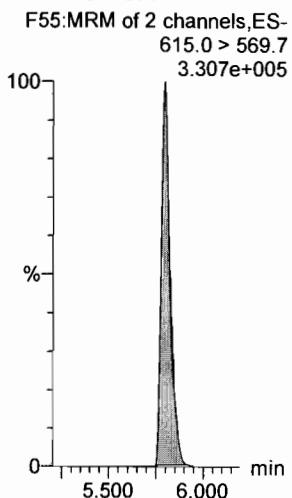
PFTrDA



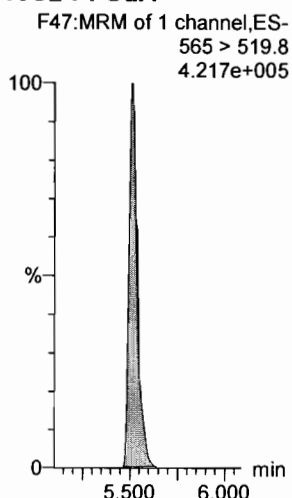
d5-N-EtFOSAA



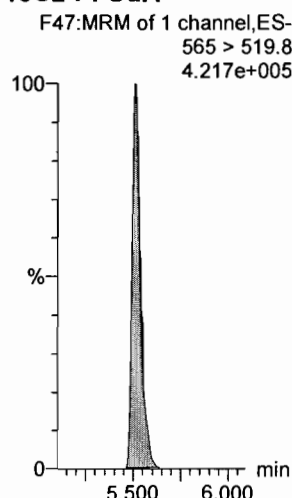
13C2-PFDaA



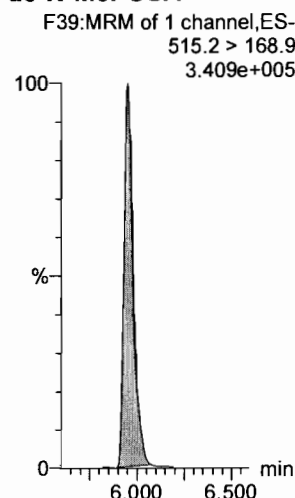
13C2-PFUdA



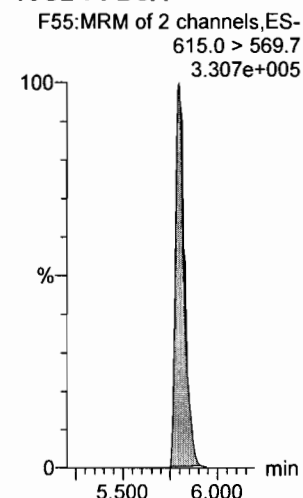
13C2-PFUdA



d3-N-MeFOSA



13C2-PFDaA

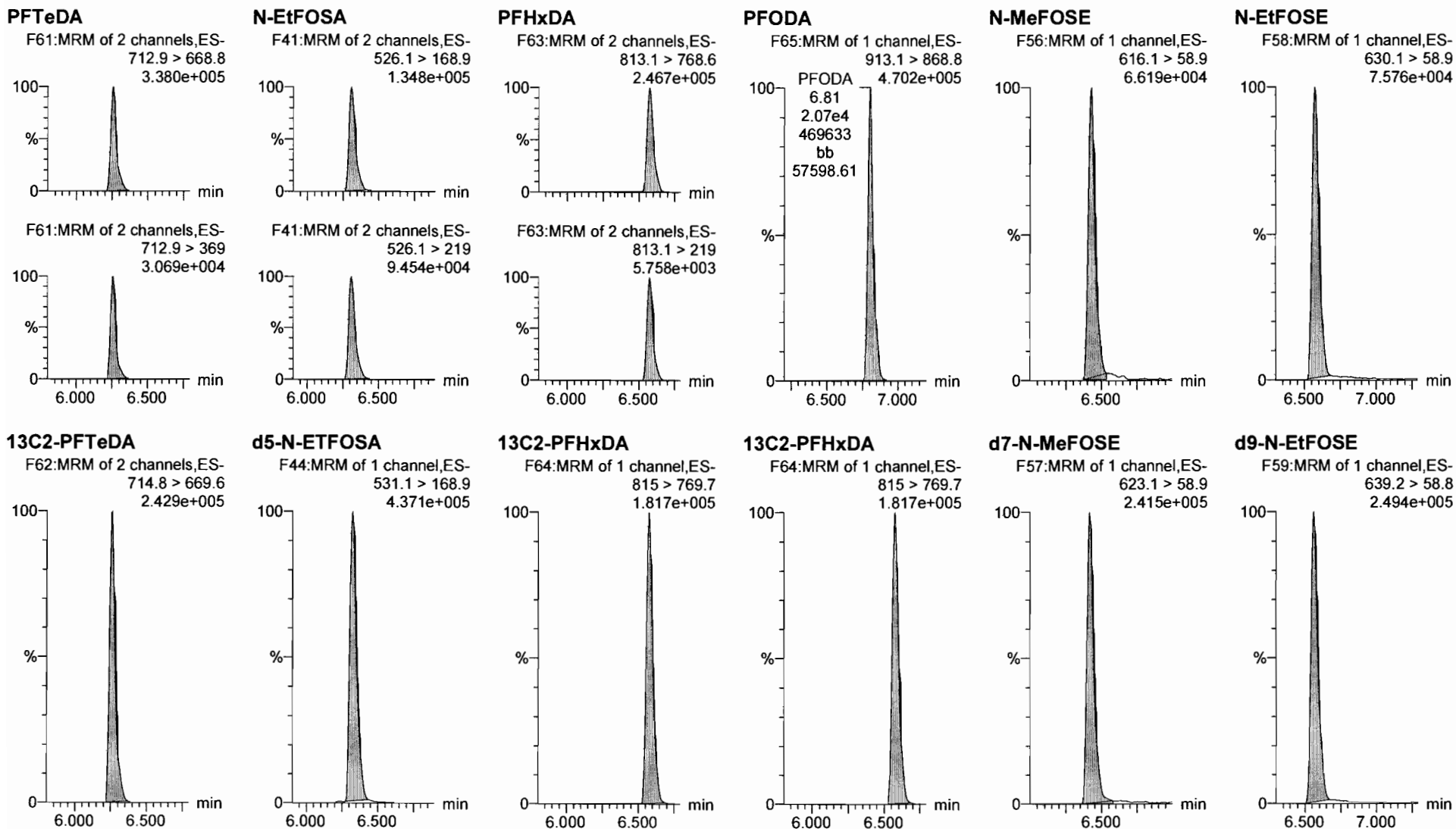


Dataset: F:\Projects\PFAS.PRO\Results\180521M1\180521M1-CRV.qld

Last Altered: Monday, May 21, 2018 20:05:13 Pacific Daylight Time

Printed: Monday, May 21, 2018 20:08:32 Pacific Daylight Time

Name: 180521M1_11, Date: 21-May-2018, Time: 17:23:25, ID: ST180521M1-6 PFC CS3 18E2106, Description: PFC CS3 18E2106



Dataset: F:\Projects\PFAS.PRO\Results\180521M1\180521M1-CRV.qld

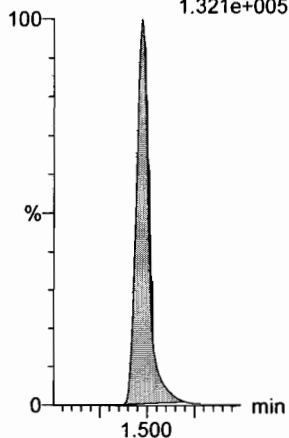
Last Altered: Monday, May 21, 2018 20:05:13 Pacific Daylight Time

Printed: Monday, May 21, 2018 20:08:32 Pacific Daylight Time

Name: 180521M1_11, Date: 21-May-2018, Time: 17:23:25, ID: ST180521M1-6 PFC CS3 18E2106, Description: PFC CS3 18E2106

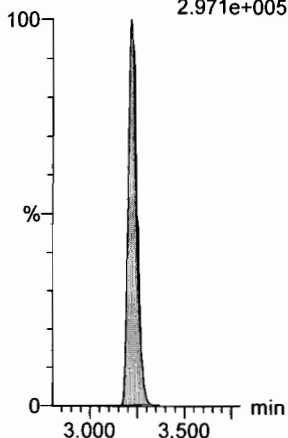
13C4-PFBA

F4:MRM of 1 channel,ES-
217. > 171.8
1.321e+005



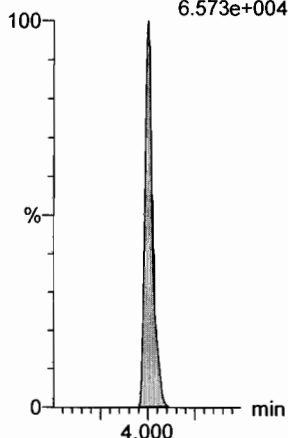
13C5-PFHxA

F11:MRM of 1 channel,ES-
318 > 272.9
2.971e+005



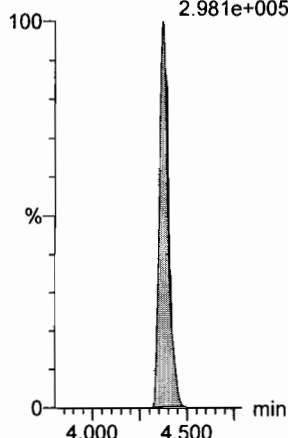
13C3-PFHxS

F19:MRM of 1 channel,ES-
401.9 > 79.9
6.573e+004



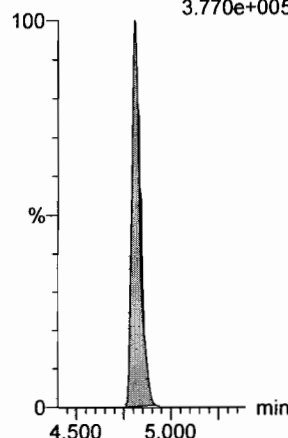
13C8-PFOA

F23:MRM of 1 channel,ES-
421.3 > 376
2.981e+005



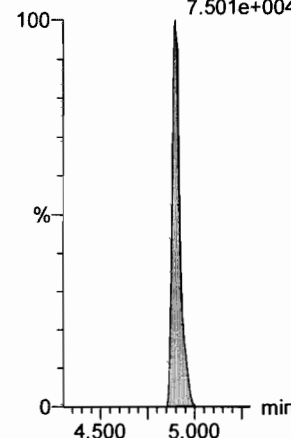
13C9-PFNA

F29:MRM of 1 channel,ES-
472.2 > 426.9
3.770e+005



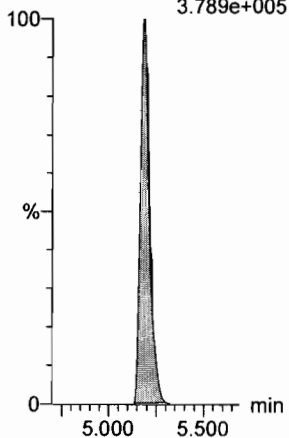
13C4-PFOS

F33:MRM of 1 channel,ES-
503 > 79.9
7.501e+004



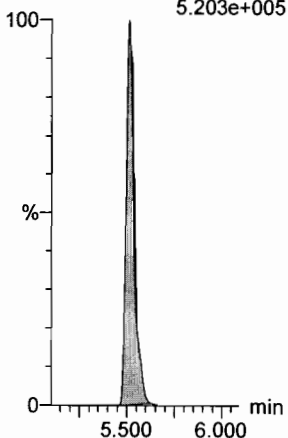
13C6-PFDA

F40:MRM of 1 channel,ES-
519.1 > 473.7
3.789e+005



13C7-PFUdA

F49:MRM of 1 channel,ES-
570.1 > 524.8
5.203e+005



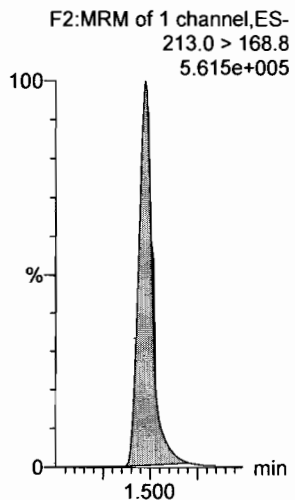
Dataset: F:\Projects\PFAS.PRO\Results\180521M1\180521M1-CRV.qld

Last Altered: Monday, May 21, 2018 20:05:13 Pacific Daylight Time

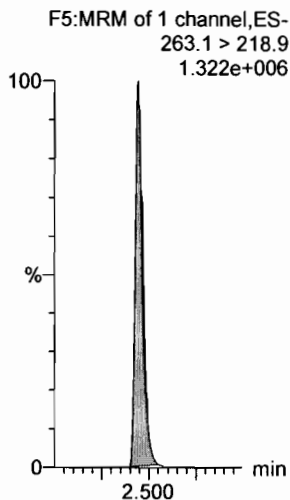
Printed: Monday, May 21, 2018 20:08:32 Pacific Daylight Time

Name: 180521M1_12, Date: 21-May-2018, Time: 17:34:55, ID: ST180521M1-7 PFC CS4 18E1408, Description: PFC CS4 18E1408

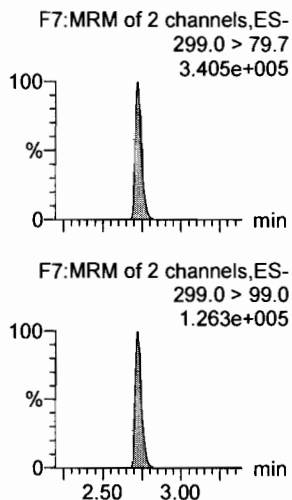
PFBA



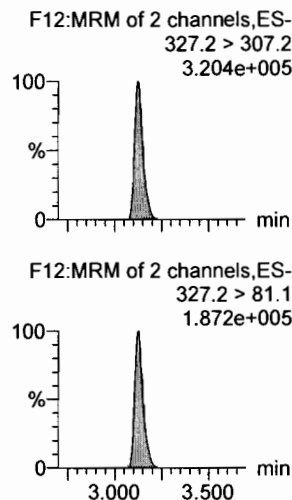
PFPeA



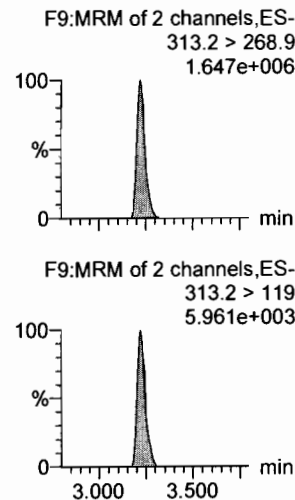
PFBS



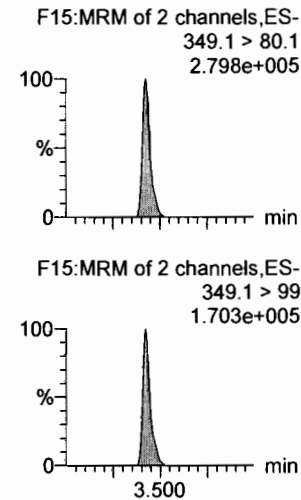
4:2 FTS



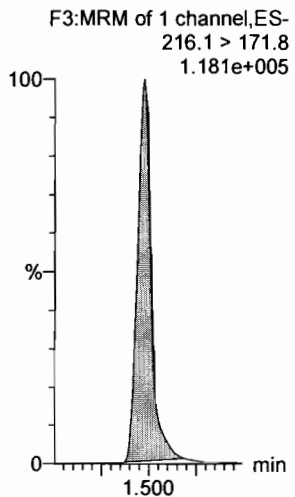
PFHxA



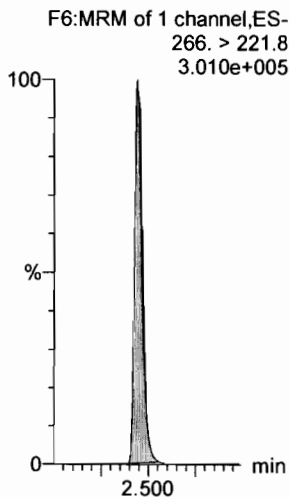
PFPeS



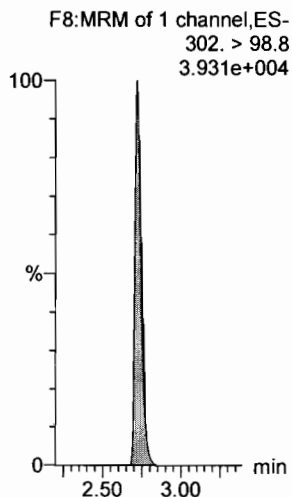
13C3-PFBA



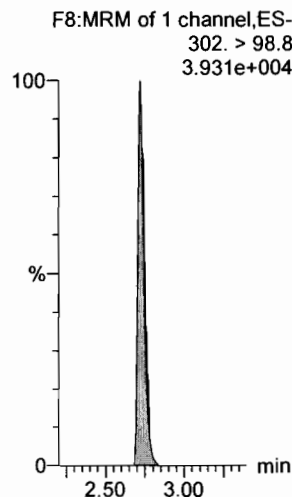
13C3-PFPeA



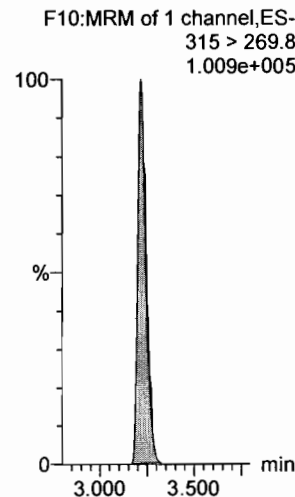
13C3-PFBS



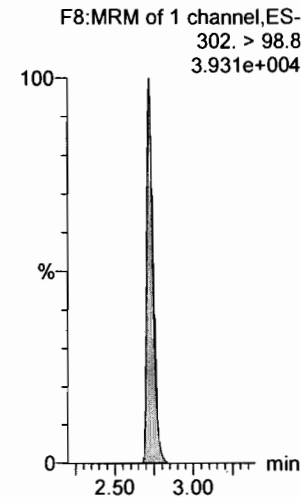
13C3-PFBS



13C2-PFHxA



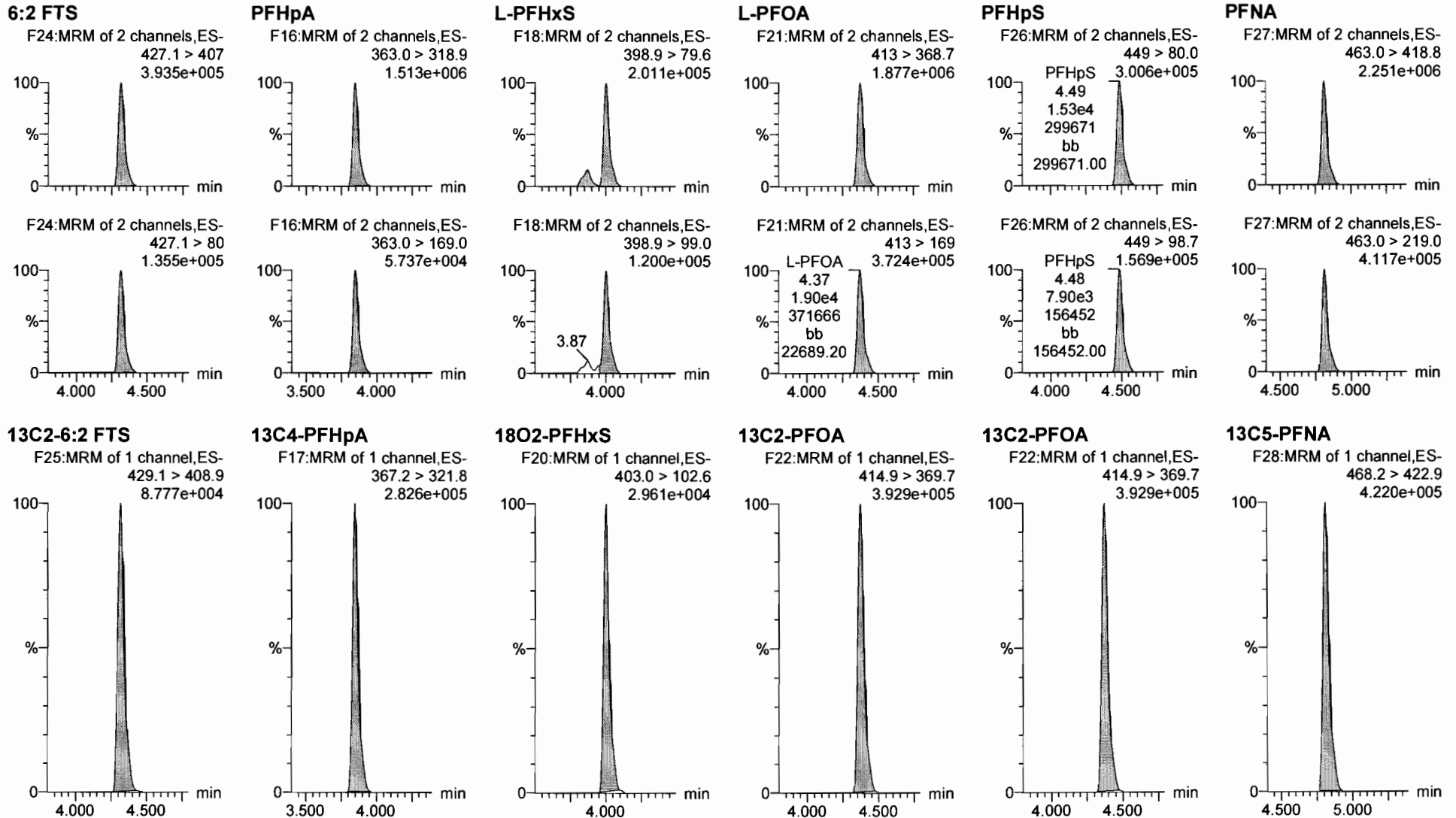
13C3-PFBS



Dataset: F:\Projects\PFAS.PRO\Results\180521M1\180521M1-CRV.qld

Last Altered: Monday, May 21, 2018 20:05:13 Pacific Daylight Time
Printed: Monday, May 21, 2018 20:08:32 Pacific Daylight Time

Name: 180521M1_12, Date: 21-May-2018, Time: 17:34:55, ID: ST180521M1-7 PFC CS4 18E1408, Description: PFC CS4 18E1408



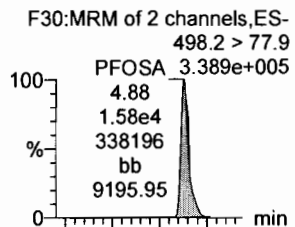
Dataset: F:\Projects\PFAS.PRO\Results\180521M1\180521M1-CRV.qld

Last Altered: Monday, May 21, 2018 20:05:13 Pacific Daylight Time

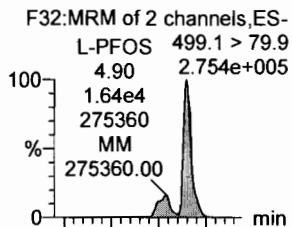
Printed: Monday, May 21, 2018 20:08:32 Pacific Daylight Time

Name: 180521M1_12, Date: 21-May-2018, Time: 17:34:55, ID: ST180521M1-7 PFC CS4 18E1408, Description: PFC CS4 18E1408

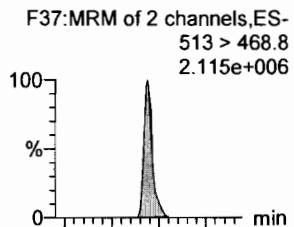
PFOSA



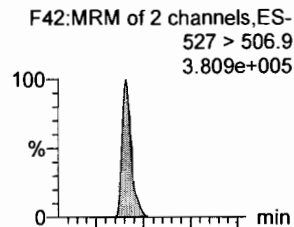
L-PFOS



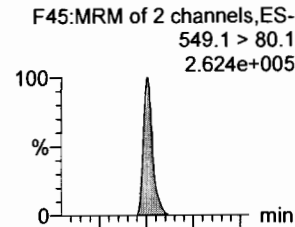
PFDA



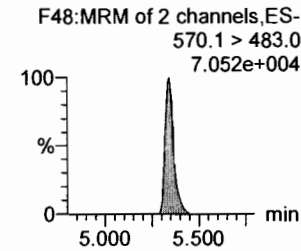
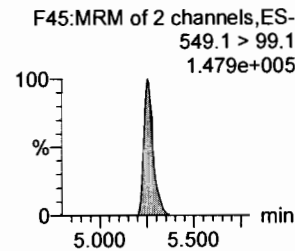
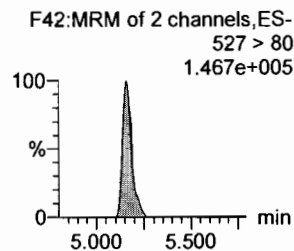
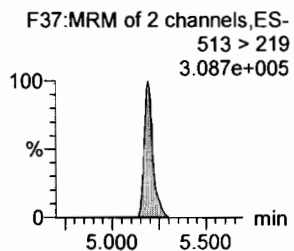
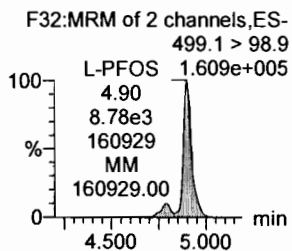
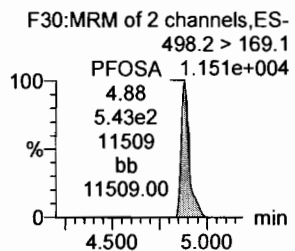
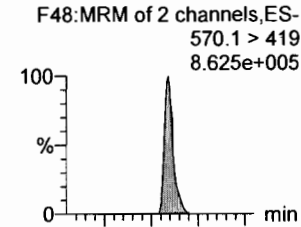
8:2 FTS



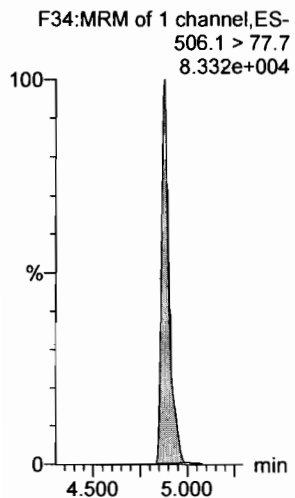
PFNS



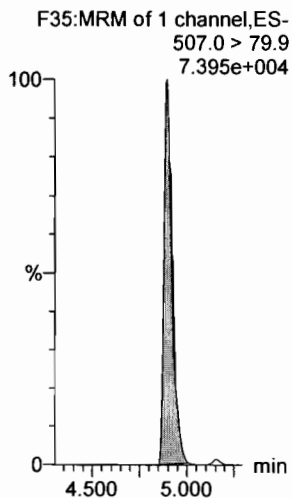
N-MeFOSAA



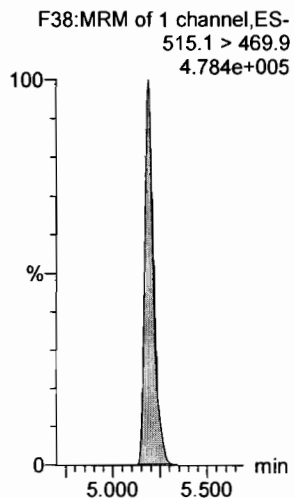
13C8-PFOSA



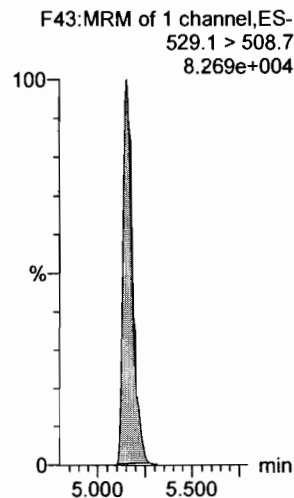
13C8-PFOS



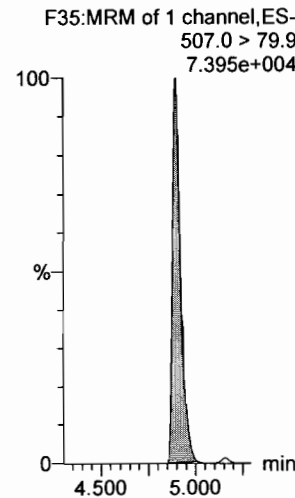
13C2-PFDA



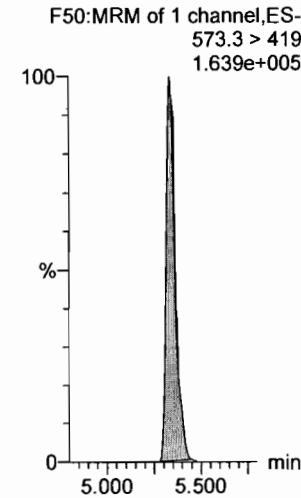
13C2-8:2 FTS



13C8-PFNS



d3-N-MeFOSAA

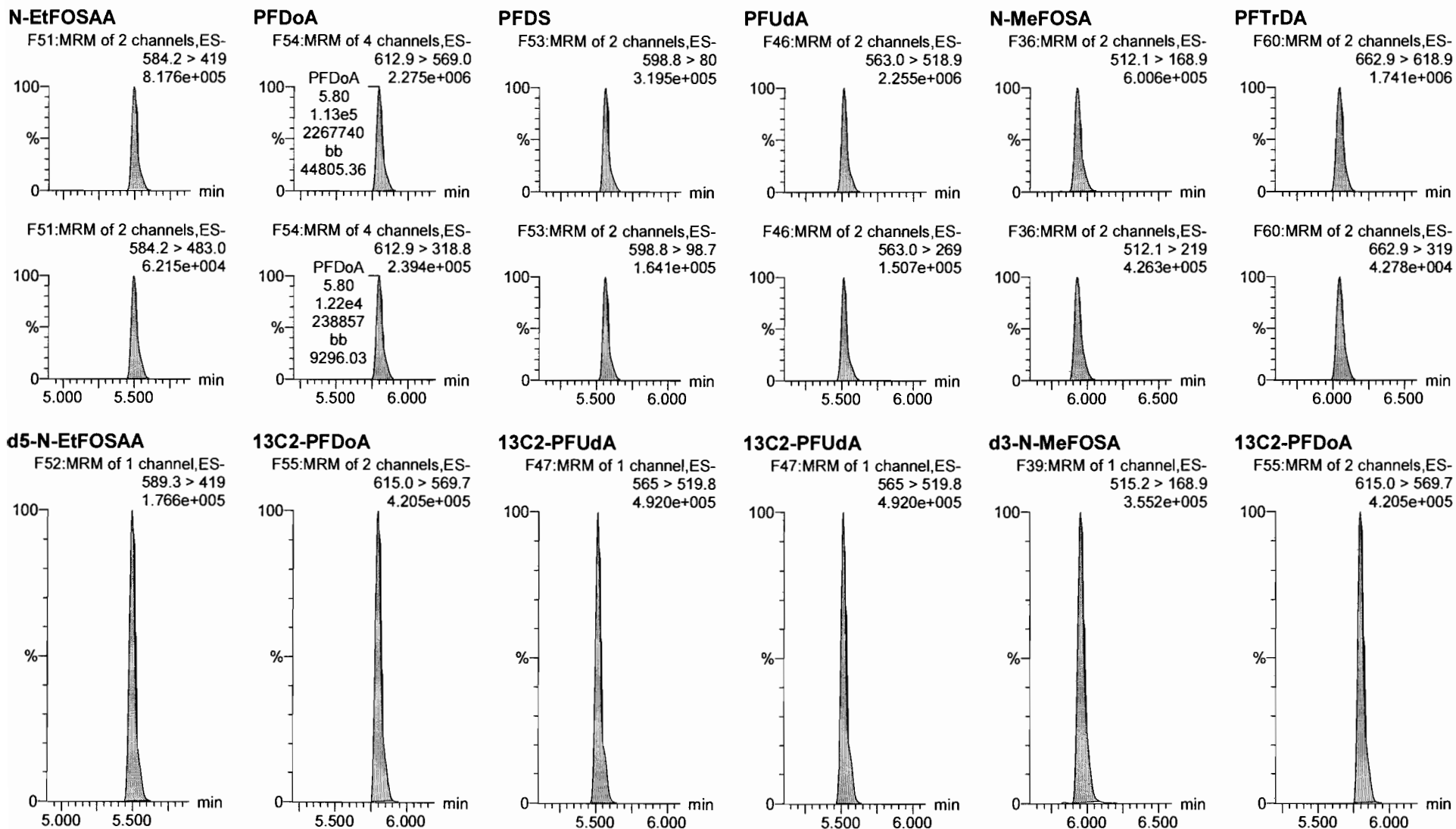


Dataset: F:\Projects\PFAS.PRO\Results\180521M1\180521M1-CRV.qld

Last Altered: Monday, May 21, 2018 20:05:13 Pacific Daylight Time

Printed: Monday, May 21, 2018 20:08:32 Pacific Daylight Time

Name: 180521M1_12, Date: 21-May-2018, Time: 17:34:55, ID: ST180521M1-7 PFC CS4 18E1408, Description: PFC CS4 18E1408



Dataset: F:\Projects\PFAS.PRO\Results\180521M1\180521M1-CRV.qld


Last Altered: Monday, May 21, 2018 20:05:13 Pacific Daylight Time

Printed: Monday, May 21, 2018 20:08:32 Pacific Daylight Time

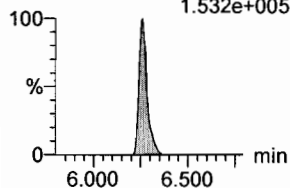
Name: 180521M1_12, Date: 21-May-2018, Time: 17:34:55, ID: ST180521M1-7 PFC CS4 18E1408, Description: PFC CS4 18E1408

PFTeDA

F61:MRM of 2 channels,ES-
712.9 > 668.8
2.074e+006

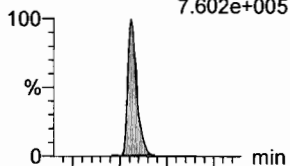


F61:MRM of 2 channels,ES-
712.9 > 369
1.532e+005

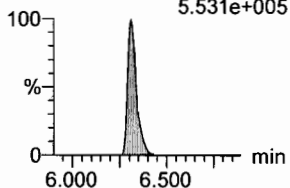


N-EtFOSA

F41:MRM of 2 channels,ES-
526.1 > 168.9
7.602e+005

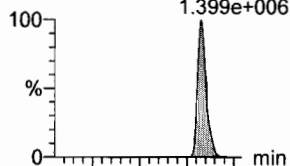


F41:MRM of 2 channels,ES-
526.1 > 219
5.531e+005

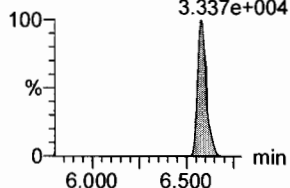


PFHxDA

F63:MRM of 2 channels,ES-
813.1 > 768.6
1.399e+006

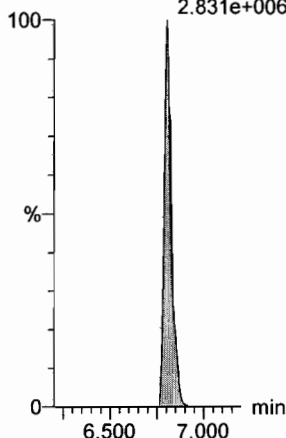


F63:MRM of 2 channels,ES-
813.1 > 219
3.337e+004



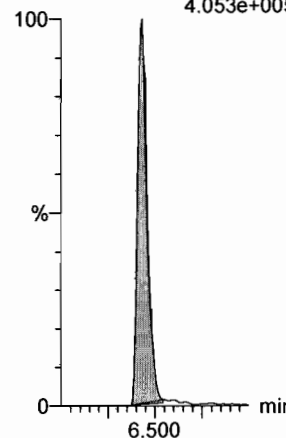
PFODA

F65:MRM of 1 channel,ES-
913.1 > 868.8
2.831e+006



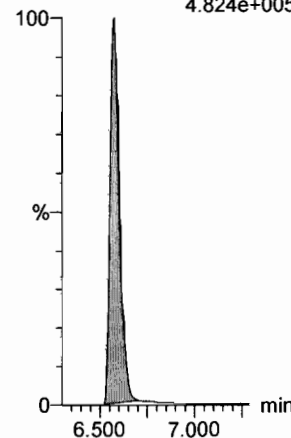
N-MeFOSE

F56:MRM of 1 channel,ES-
616.1 > 58.9
4.053e+005



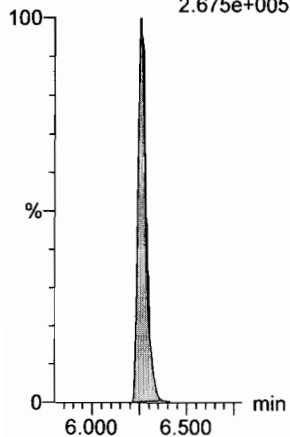
N-EtFOSE

F58:MRM of 1 channel,ES-
630.1 > 58.9
4.824e+005



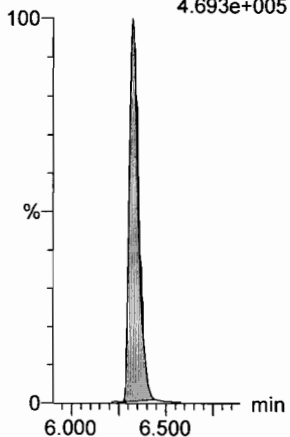
13C2-PFTeDA

F62:MRM of 2 channels,ES-
714.8 > 669.6
2.675e+005



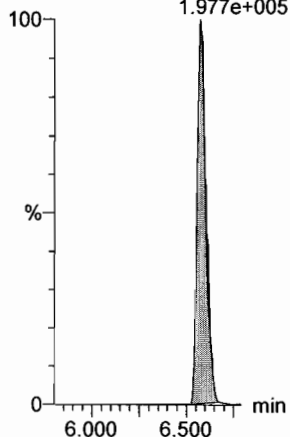
d5-N-ETFOSA

F44:MRM of 1 channel,ES-
531.1 > 168.9
4.693e+005



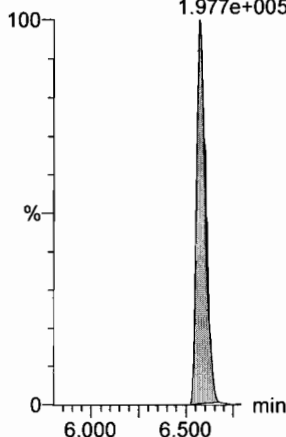
13C2-PFHxDA

F64:MRM of 1 channel,ES-
815 > 769.7
1.977e+005



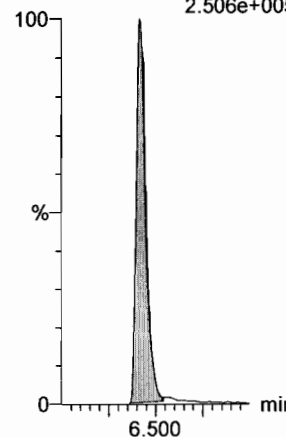
13C2-PFHxDA

F64:MRM of 1 channel,ES-
815 > 769.7
1.977e+005



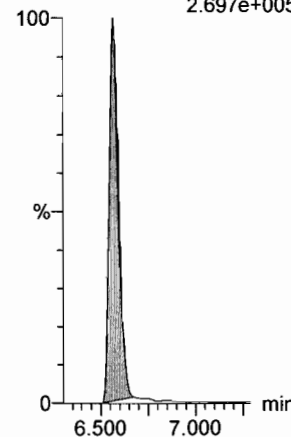
d7-N-MeFOSE

F57:MRM of 1 channel,ES-
623.1 > 58.9
2.506e+005



d9-N-EtFOSE

F59:MRM of 1 channel,ES-
639.2 > 58.8
2.697e+005



Dataset: F:\Projects\PFAS.PRO\Results\180521M1\180521M1-CRV.qld

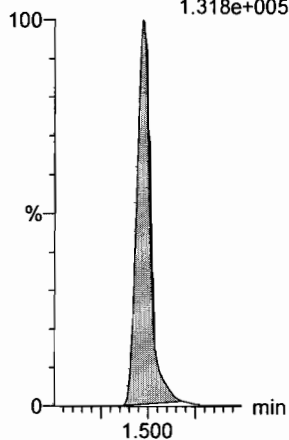
Last Altered: Monday, May 21, 2018 20:05:13 Pacific Daylight Time

Printed: Monday, May 21, 2018 20:08:32 Pacific Daylight Time

Name: 180521M1_12, Date: 21-May-2018, Time: 17:34:55, ID: ST180521M1-7 PFC CS4 18E1408, Description: PFC CS4 18E1408

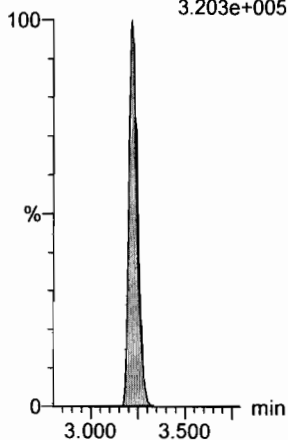
13C4-PFBA

F4:MRM of 1 channel,ES-
217. > 171.8
1.318e+005



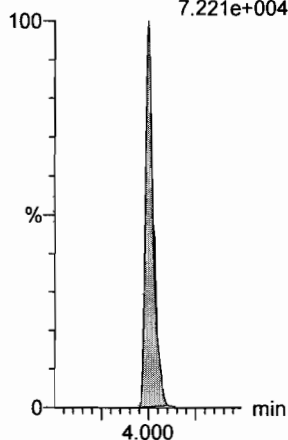
13C5-PFHxA

F11:MRM of 1 channel,ES-
318 > 272.9
3.203e+005



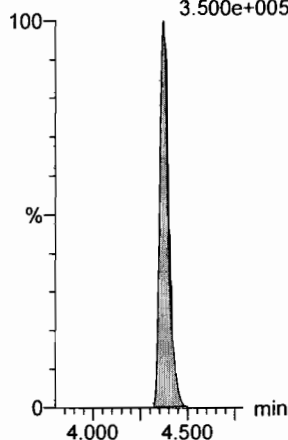
13C3-PFHxS

F19:MRM of 1 channel,ES-
401.9 > 79.9
7.221e+004



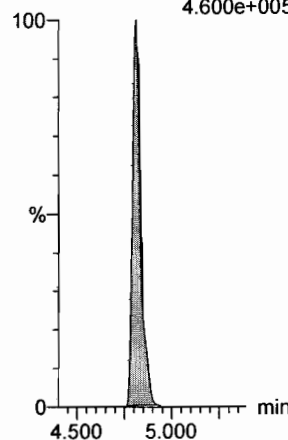
13C8-PFOA

F23:MRM of 1 channel,ES-
421.3 > 376
3.500e+005



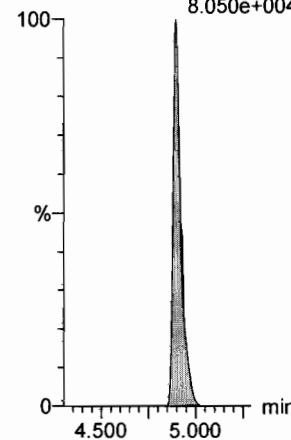
13C9-PFNA

F29:MRM of 1 channel,ES-
472.2 > 426.9
4.600e+005



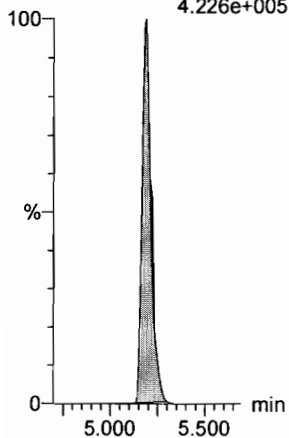
13C4-PFOS

F33:MRM of 1 channel,ES-
503 > 79.9
8.050e+004



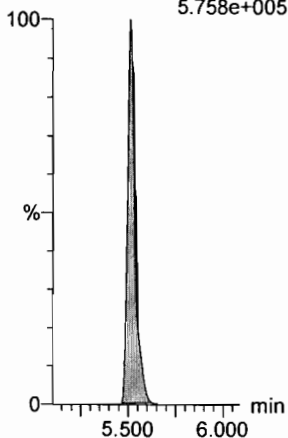
13C6-PFDA

F40:MRM of 1 channel,ES-
519.1 > 473.7
4.226e+005



13C7-PFUDa

F49:MRM of 1 channel,ES-
570.1 > 524.8
5.758e+005



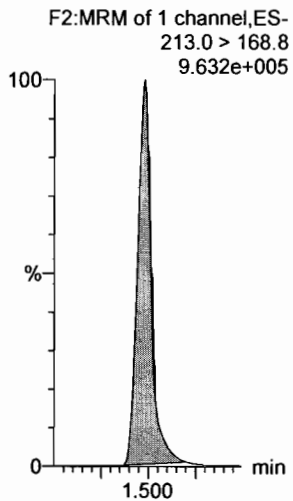
Dataset: F:\Projects\PFAS.PRO\Results\180521M1\180521M1-CRV.qld

Last Altered: Monday, May 21, 2018 20:05:13 Pacific Daylight Time

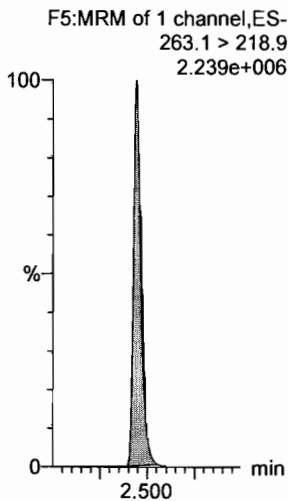
Printed: Monday, May 21, 2018 20:08:32 Pacific Daylight Time

Name: 180521M1_13, Date: 21-May-2018, Time: 17:46:24, ID: ST180521M1-8 PFC CS5 18E2107, Description: PFC CS5 18E2107

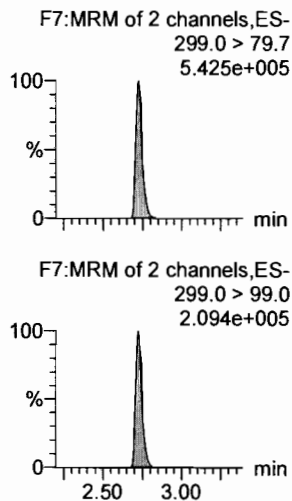
PFBA



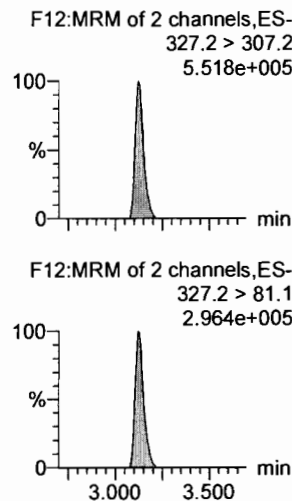
PFPeA



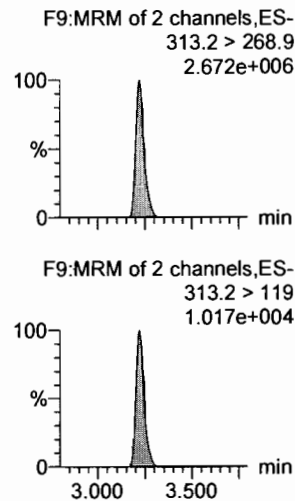
PFBS



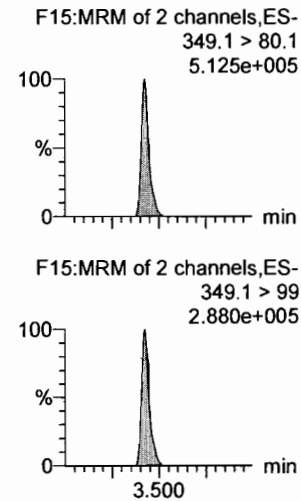
4:2 FTS



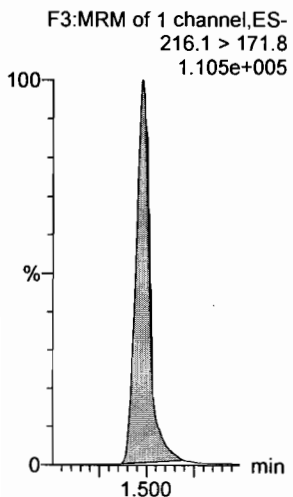
PFHxA



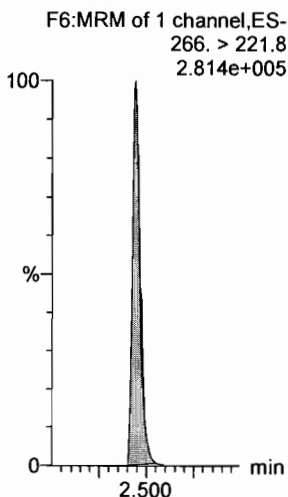
PFPeS



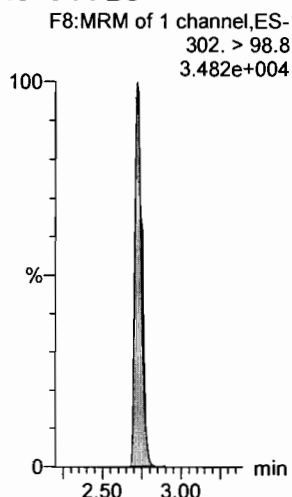
13C3-PFBA



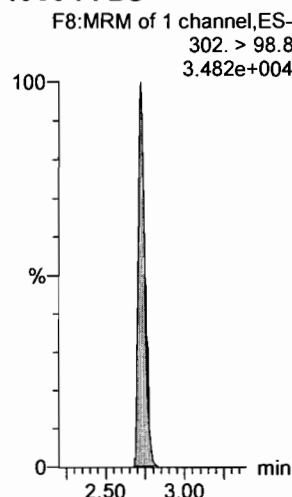
13C3-PFPeA



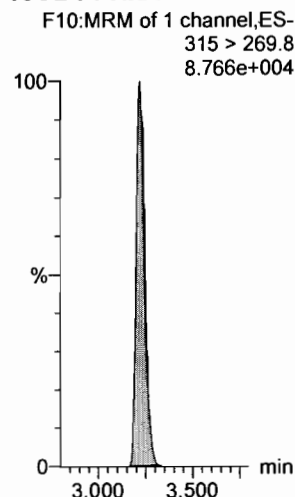
13C3-PFBS



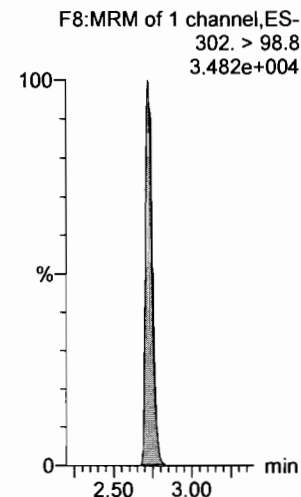
13C3-PFBS



13C2-PFHxA



13C3-PFBS



Dataset: F:\Projects\PFAS.PRO\Results\180521M1\180521M1-CRV.qld

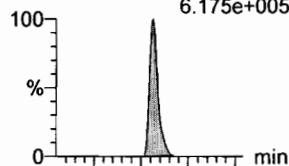
Last Altered: Monday, May 21, 2018 20:05:13 Pacific Daylight Time

Printed: Monday, May 21, 2018 20:08:32 Pacific Daylight Time

Name: 180521M1_13, Date: 21-May-2018, Time: 17:46:24, ID: ST180521M1-8 PFC CS5 18E2107, Description: PFC CS5 18E2107


6:2 FTS

F24:MRM of 2 channels,ES-
427.1 > 407
6.175e+005



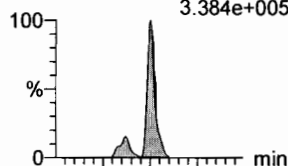
PFHpA

F16:MRM of 2 channels,ES-
363.0 > 318.9
2.348e+006



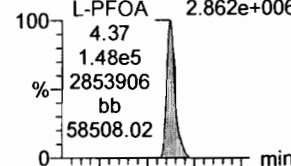
L-PFHxS

F18:MRM of 2 channels,ES-
398.9 > 79.6
3.384e+005



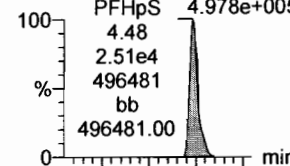
L-PFOA

F21:MRM of 2 channels,ES-
413 > 368.7
2.862e+006



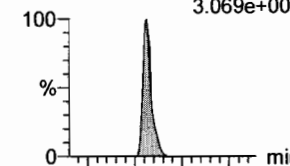
PFHpS

F26:MRM of 2 channels,ES-
449 > 80.0
4.978e+005

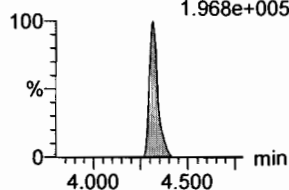


PFNA

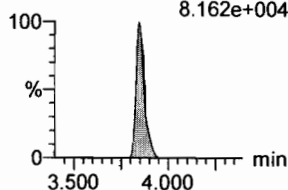
F27:MRM of 2 channels,ES-
463.0 > 418.8
3.069e+006



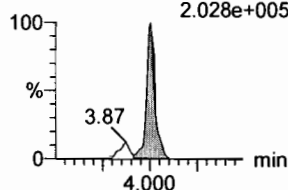
F24:MRM of 2 channels,ES-
427.1 > 80
1.968e+005



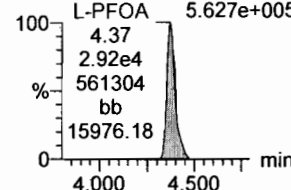
F16:MRM of 2 channels,ES-
363.0 > 169.0
8.162e+004



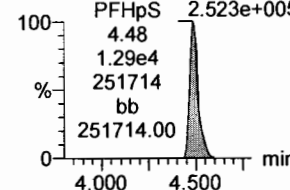
F18:MRM of 2 channels,ES-
398.9 > 99.0
2.028e+005



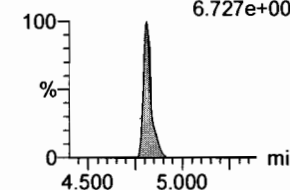
F21:MRM of 2 channels,ES-
413 > 169
5.627e+005



F26:MRM of 2 channels,ES-
449 > 98.7
2.523e+005

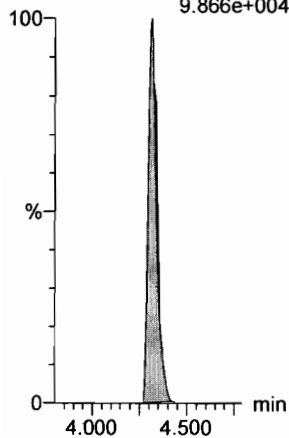


F27:MRM of 2 channels,ES-
463.0 > 219.0
6.727e+005



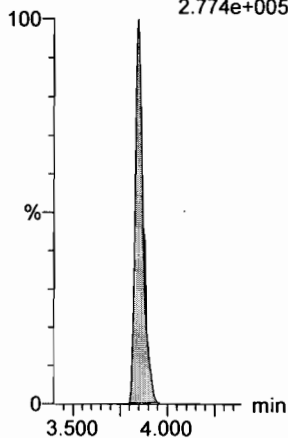
13C2-6:2 FTS

F25:MRM of 1 channel,ES-
429.1 > 408.9
9.866e+004



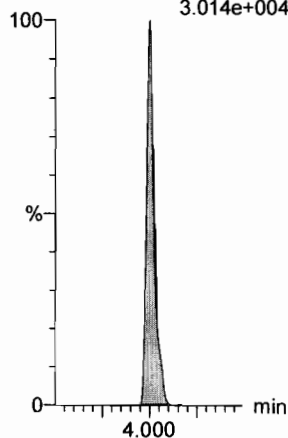
13C4-PFHpA

F17:MRM of 1 channel,ES-
367.2 > 321.8
2.774e+005



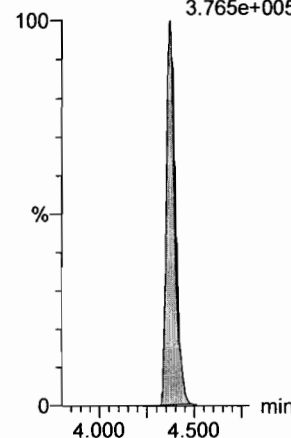
18O2-PFHxS

F20:MRM of 1 channel,ES-
403.0 > 102.6
3.014e+004



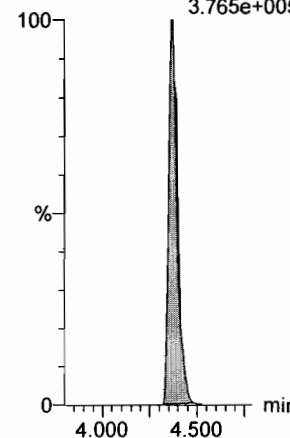
13C2-PFOA

F22:MRM of 1 channel,ES-
414.9 > 369.7
3.765e+005



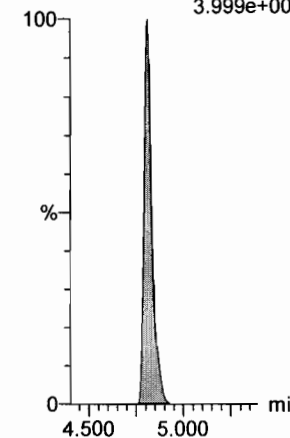
13C2-PFOA

F22:MRM of 1 channel,ES-
414.9 > 369.7
3.765e+005



13C5-PFNA

F28:MRM of 1 channel,ES-
468.2 > 422.9
3.999e+005



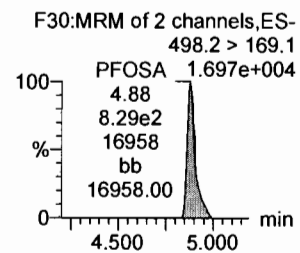
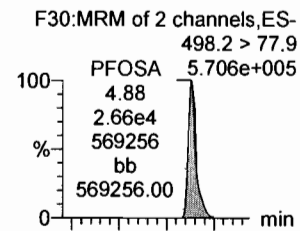
Dataset: F:\Projects\PFAS.PRO\Results\180521M1\180521M1-CRV.qld

Last Altered: Monday, May 21, 2018 20:05:13 Pacific Daylight Time

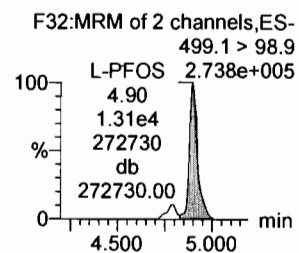
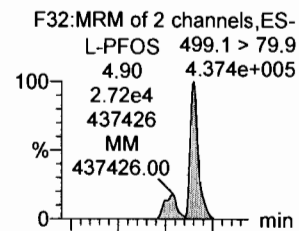
Printed: Monday, May 21, 2018 20:08:32 Pacific Daylight Time

Name: 180521M1_13, Date: 21-May-2018, Time: 17:46:24, ID: ST180521M1-8 PFC CS5 18E2107, Description: PFC CS5 18E2107

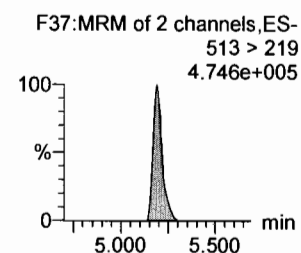
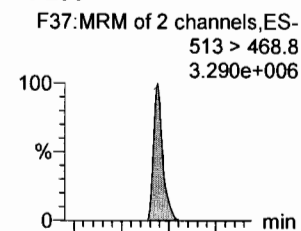
PFOSA



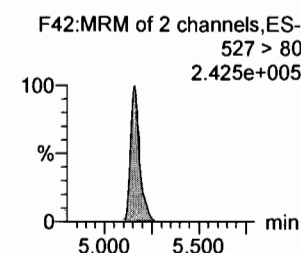
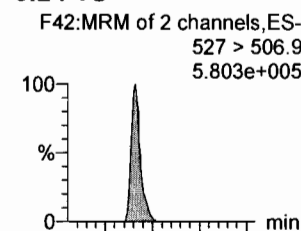
L-PFOS



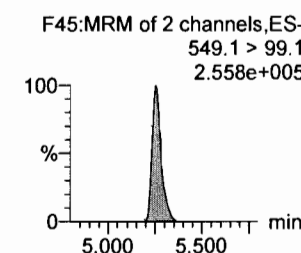
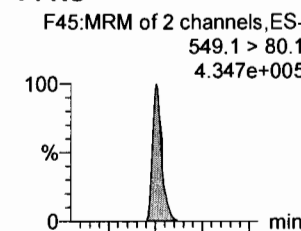
PFDA



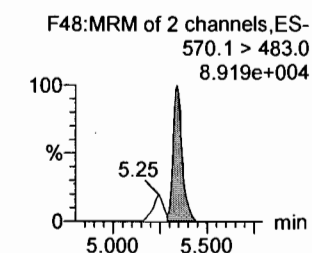
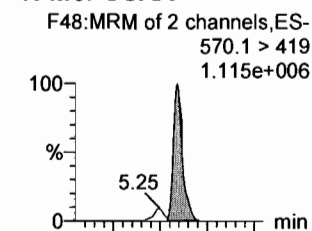
8:2 FTS



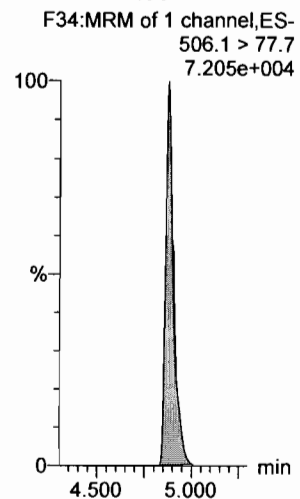
PFNS



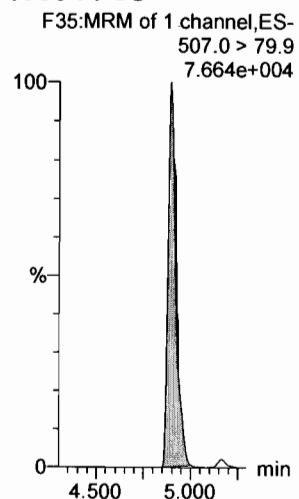
N-MeFOSAA



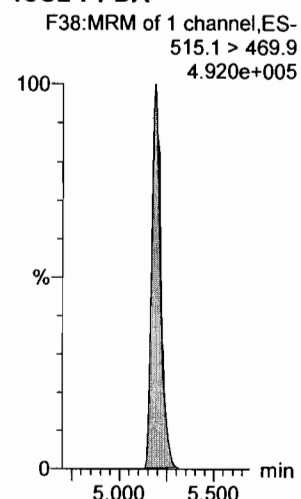
13C8-PFOSA



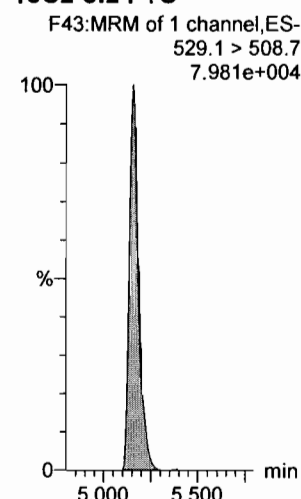
13C8-PFOS



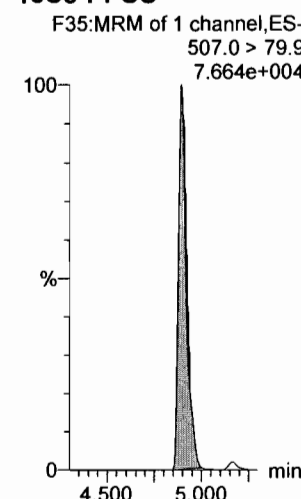
13C2-PFDA



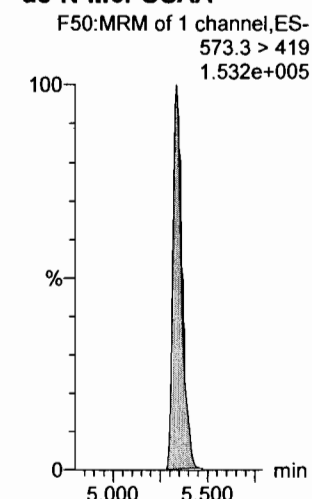
13C2-8:2 FTS



13C8-PFOS



d3-N-MeFOSAA

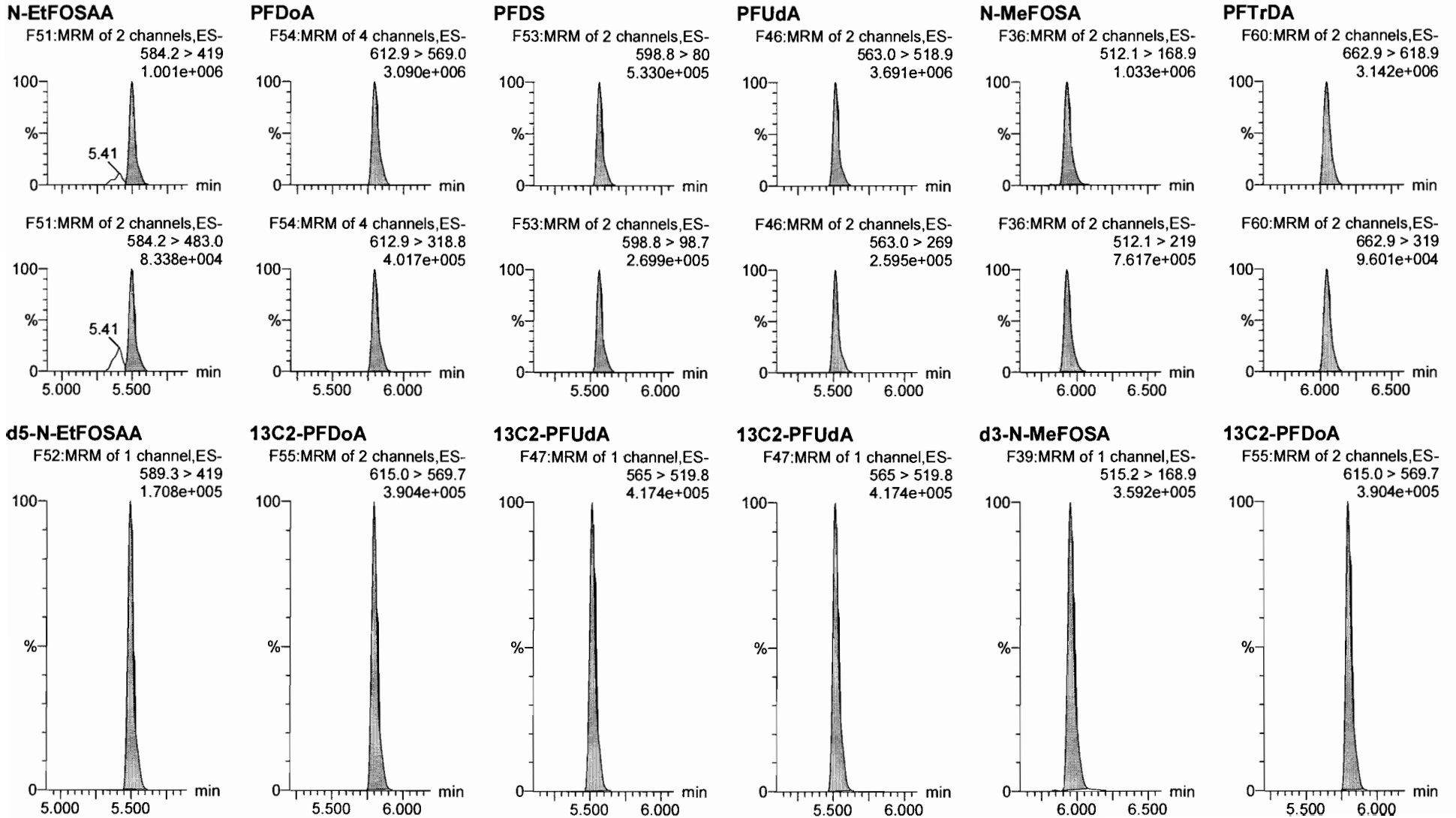


Dataset: F:\Projects\PFAS.PRO\Results\180521M1\180521M1-CRV.qld

Last Altered: Monday, May 21, 2018 20:05:13 Pacific Daylight Time

Printed: Monday, May 21, 2018 20:08:32 Pacific Daylight Time

Name: 180521M1_13, Date: 21-May-2018, Time: 17:46:24, ID: ST180521M1-8 PFC CS5 18E2107, Description: PFC CS5 18E2107



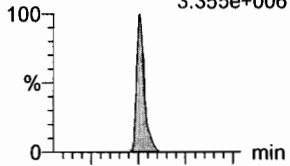
Dataset: F:\Projects\PFAS.PRO\Results\180521M1\180521M1-CRV.qld

Last Altered: Monday, May 21, 2018 20:05:13 Pacific Daylight Time
Printed: Monday, May 21, 2018 20:08:32 Pacific Daylight Time

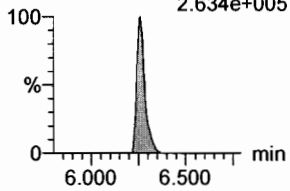
Name: 180521M1_13, Date: 21-May-2018, Time: 17:46:24, ID: ST180521M1-8 PFC CS5 18E2107, Description: PFC CS5 18E2107

PFTeDA

F61:MRM of 2 channels,ES-
712.9 > 668.8
3.355e+006

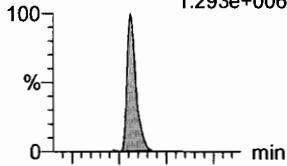


F61:MRM of 2 channels,ES-
712.9 > 369
2.634e+005

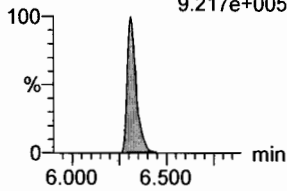


N-EtFOSA

F41:MRM of 2 channels,ES-
526.1 > 168.9
1.293e+006

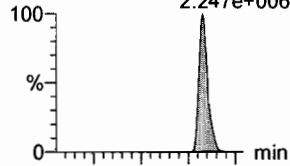


F41:MRM of 2 channels,ES-
526.1 > 219
9.217e+005

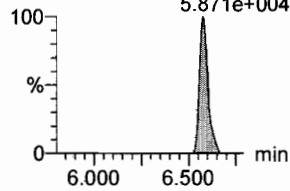


PFHxDA

F63:MRM of 2 channels,ES-
813.1 > 768.6
2.247e+006

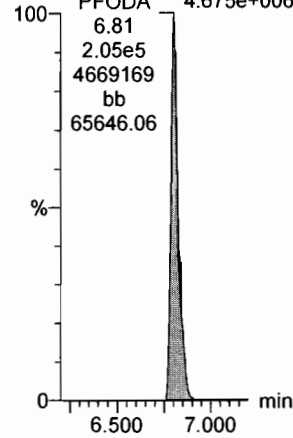


F63:MRM of 2 channels,ES-
813.1 > 219
5.871e+004



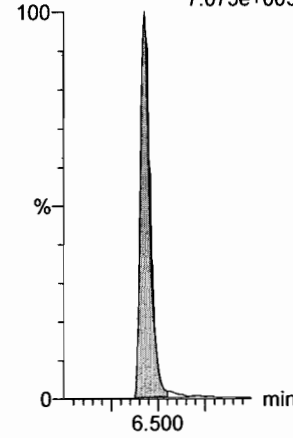
PFODA

F65:MRM of 1 channel,ES-
913.1 > 868.8
4.675e+006



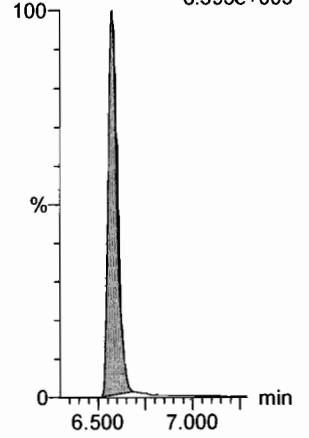
N-MeFOSE

F56:MRM of 1 channel,ES-
616.1 > 58.9
7.075e+005



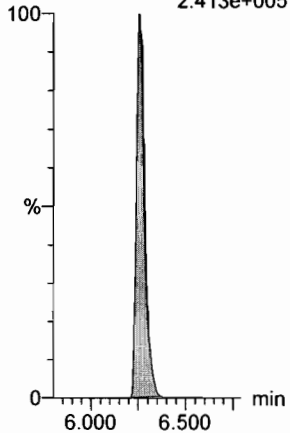
N-EtFOSE

F58:MRM of 1 channel,ES-
630.1 > 58.9
8.393e+005



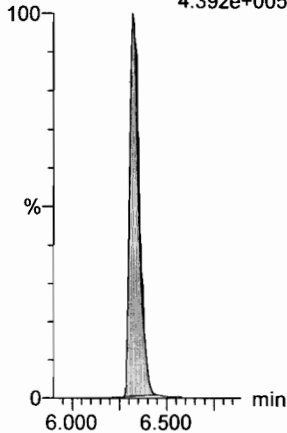
13C2-PFTeDA

F62:MRM of 2 channels,ES-
714.8 > 669.6
2.413e+005



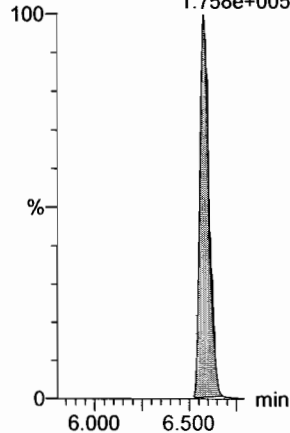
d5-N-ETFOSA

F44:MRM of 1 channel,ES-
531.1 > 168.9
4.392e+005



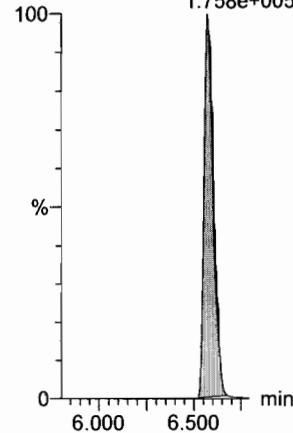
13C2-PFHxDA

F64:MRM of 1 channel,ES-
815 > 769.7
1.758e+005



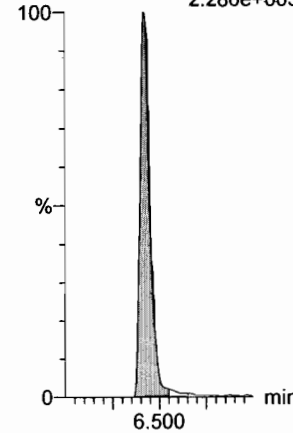
13C2-PFHxDA

F64:MRM of 1 channel,ES-
815 > 769.7
1.758e+005



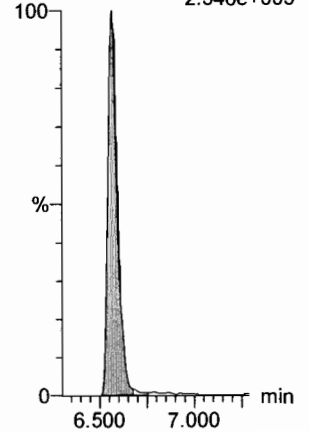
d7-N-MeFOSE

F57:MRM of 1 channel,ES-
623.1 > 58.9
2.286e+005



d9-N-EtFOSE

F59:MRM of 1 channel,ES-
639.2 > 58.8
2.546e+005

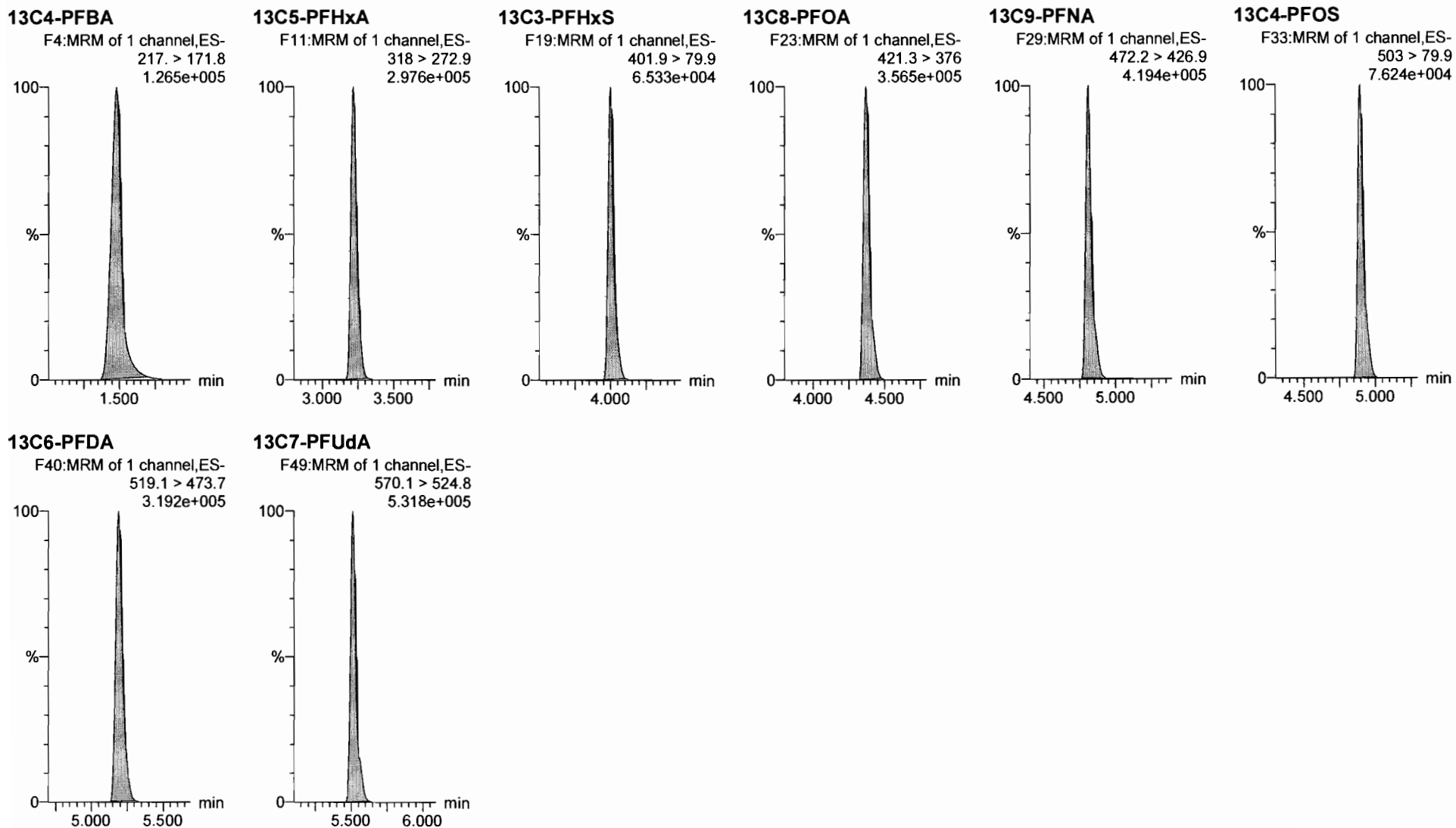


Dataset: F:\Projects\PFAS.PRO\Results\180521M1\180521M1-CRV.qld

Last Altered: Monday, May 21, 2018 20:05:13 Pacific Daylight Time

Printed: Monday, May 21, 2018 20:08:32 Pacific Daylight Time

Name: 180521M1_13, Date: 21-May-2018, Time: 17:46:24, ID: ST180521M1-8 PFC CS5 18E2107, Description: PFC CS5 18E2107



Dataset: F:\Projects\PFAS.PRO\Results\180521M1\180521M1-CRV.qld

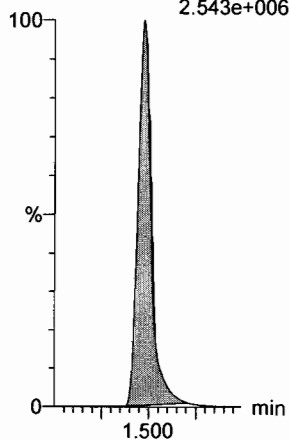
Last Altered: Monday, May 21, 2018 20:05:13 Pacific Daylight Time

Printed: Monday, May 21, 2018 20:08:32 Pacific Daylight Time

Name: 180521M1_14, Date: 21-May-2018, Time: 17:57:54, ID: ST180521M1-9 PFC CS6 18E1410, Description: PFC CS6 18E1410

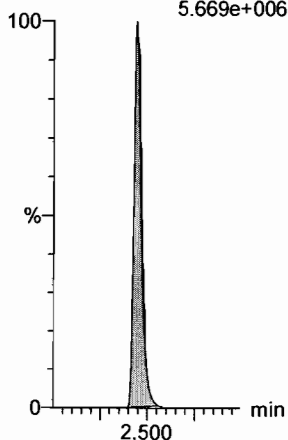
PFBA

F2:MRM of 1 channel,ES-
213.0 > 168.8
2.543e+006



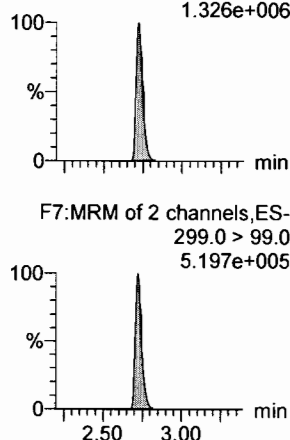
PFPeA

F5:MRM of 1 channel,ES-
263.1 > 218.9
5.669e+006



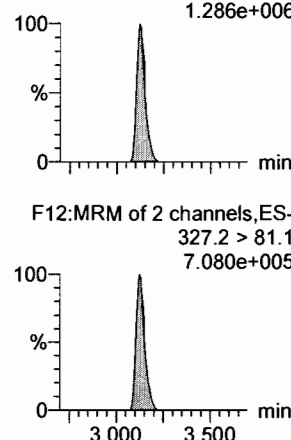
PFBS

F7:MRM of 2 channels,ES-
299.0 > 79.7
1.326e+006



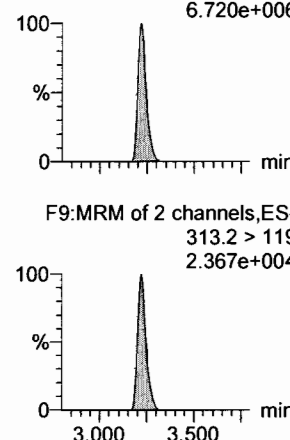
4:2 FTS

F12:MRM of 2 channels,ES-
327.2 > 307.2
1.286e+006



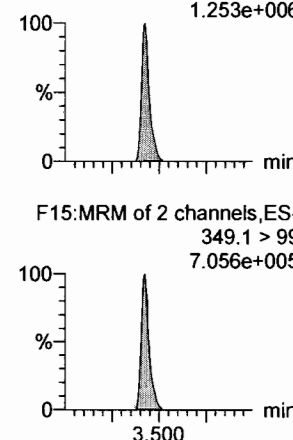
PFHxA

F9:MRM of 2 channels,ES-
313.2 > 268.9
6.720e+006



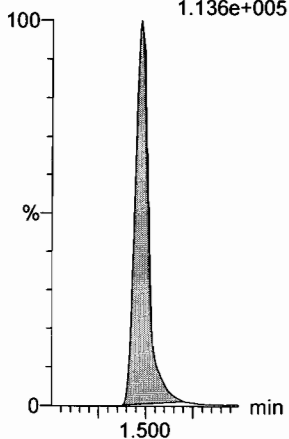
PFPeS

F15:MRM of 2 channels,ES-
349.1 > 80.1
1.253e+006



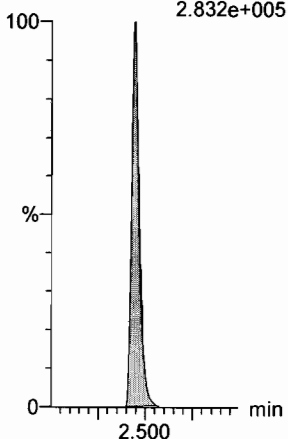
13C3-PFBA

F3:MRM of 1 channel,ES-
216.1 > 171.8
1.136e+005



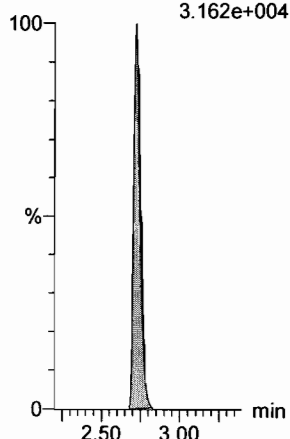
13C3-PFPeA

F6:MRM of 1 channel,ES-
266. > 221.8
2.832e+005



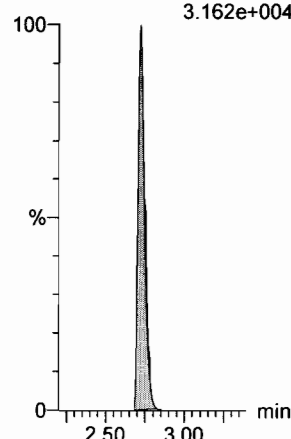
13C3-PFBS

F8:MRM of 1 channel,ES-
302. > 98.8
3.162e+004



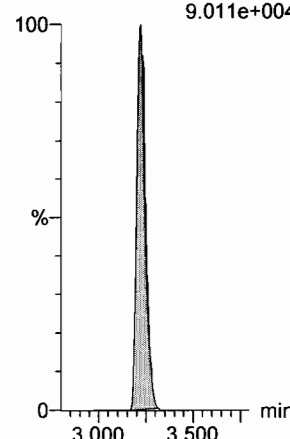
13C3-PFBS

F8:MRM of 1 channel,ES-
302. > 98.8
3.162e+004



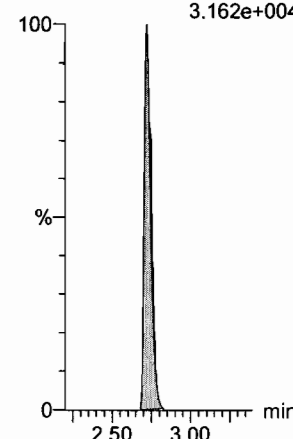
13C2-PFHxA

F10:MRM of 1 channel,ES-
315 > 269.8
9.011e+004



13C3-PFBS

F8:MRM of 1 channel,ES-
302. > 98.8
3.162e+004



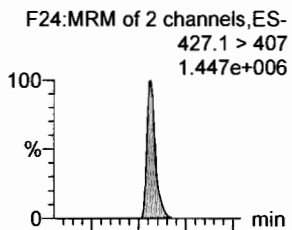
Dataset: F:\Projects\PFAS.PRO\Results\180521M1\180521M1-CRV.qld

Last Altered: Monday, May 21, 2018 20:05:13 Pacific Daylight Time

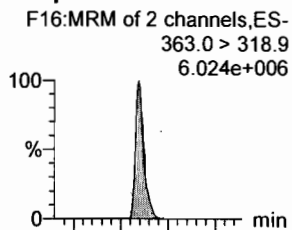
Printed: Monday, May 21, 2018 20:08:32 Pacific Daylight Time

Name: 180521M1_14, Date: 21-May-2018, Time: 17:57:54, ID: ST180521M1-9 PFC CS6 18E1410, Description: PFC CS6 18E1410

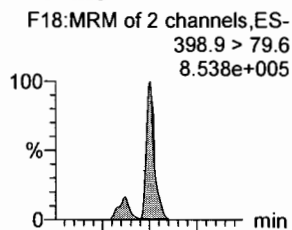
6:2 FTS



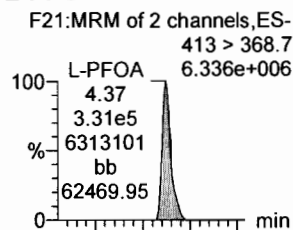
PFHpA



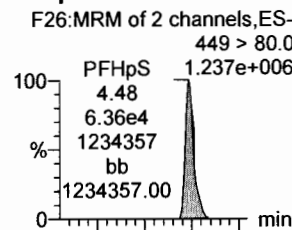
L-PFHxS



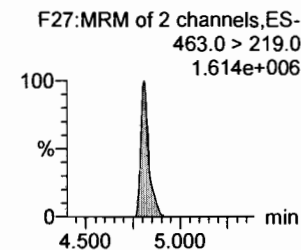
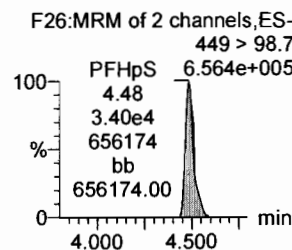
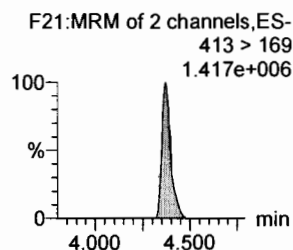
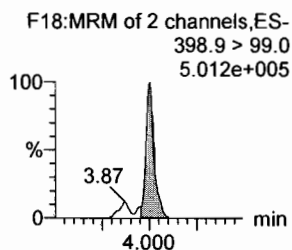
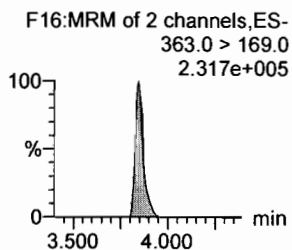
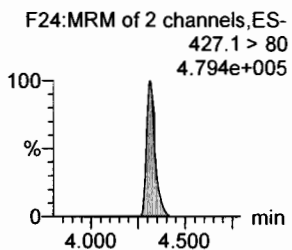
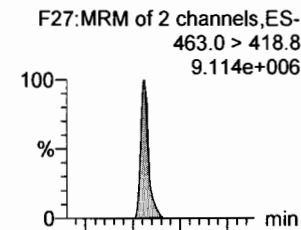
L-PFOA



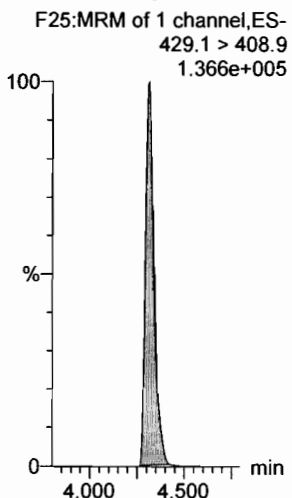
PFHpS



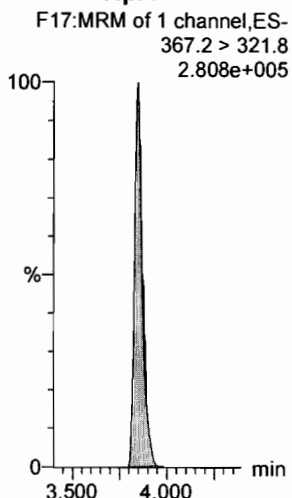
PFNA



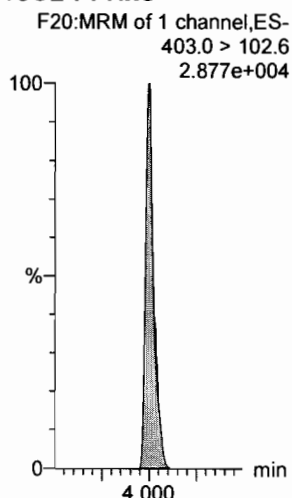
13C2-6:2 FTS



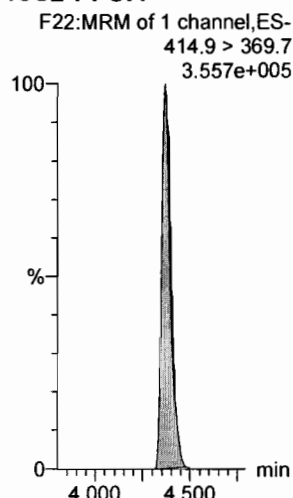
13C4-PFHpA



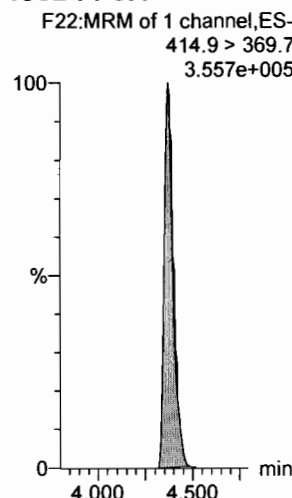
18O2-PFHxS



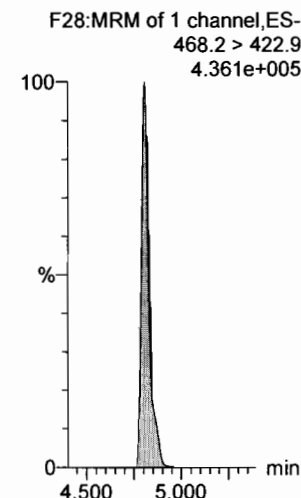
13C2-PFOA



13C2-PFOA



13C5-PFNA



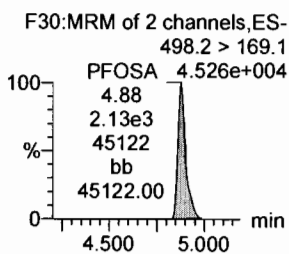
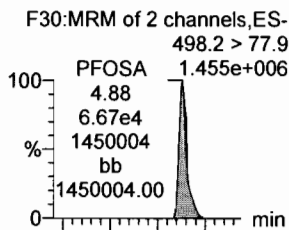
Dataset: F:\Projects\PFAS.PRO\Results\180521M1\180521M1-CRV.qld

Last Altered: Monday, May 21, 2018 20:05:13 Pacific Daylight Time

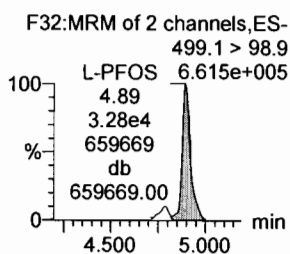
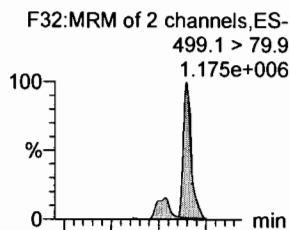
Printed: Monday, May 21, 2018 20:08:32 Pacific Daylight Time

Name: 180521M1_14, Date: 21-May-2018, Time: 17:57:54, ID: ST180521M1-9 PFC CS6 18E1410, Description: PFC CS6 18E1410

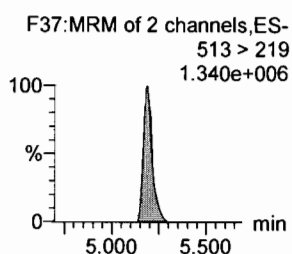
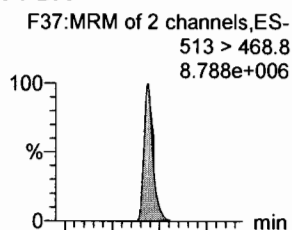
PFOSA



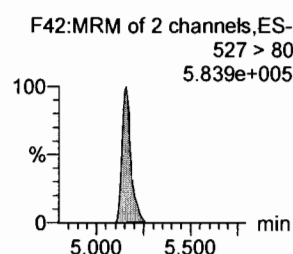
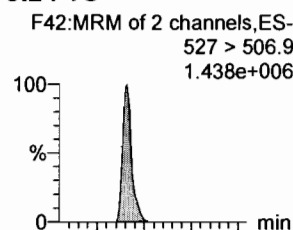
L-PFOS



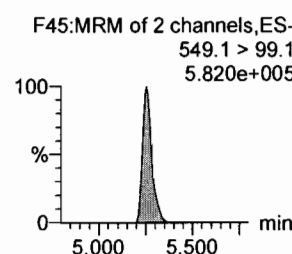
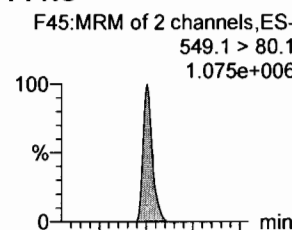
PFDA



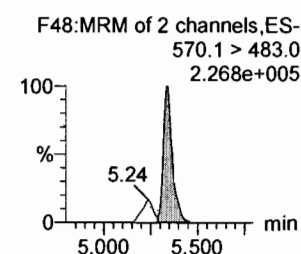
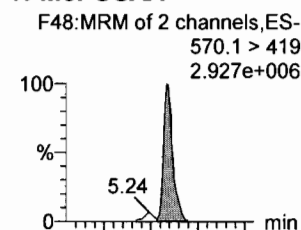
8:2 FTS



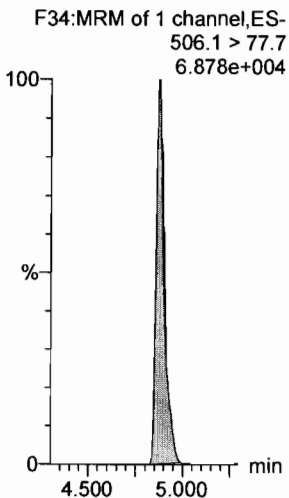
PFNS



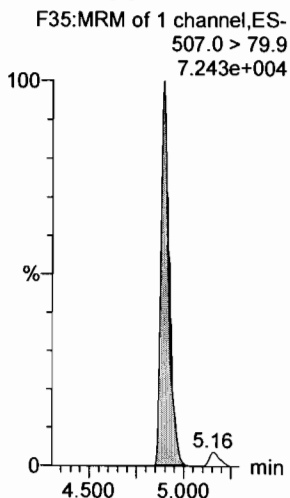
N-MeFOSAA



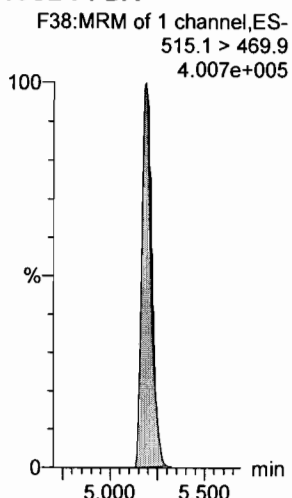
13C8-PFOSA



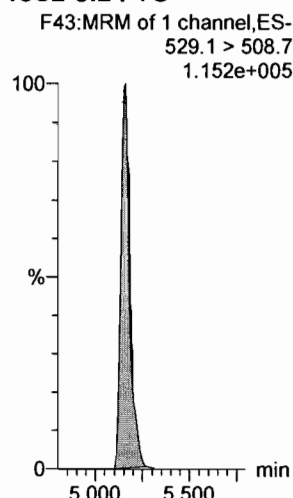
13C8-PFOS



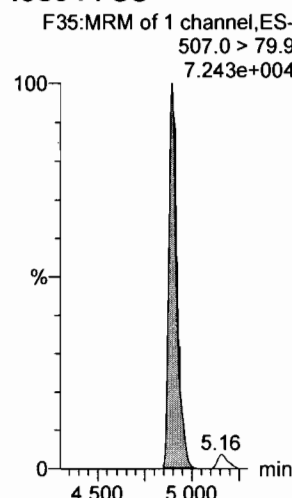
13C2-PFDA



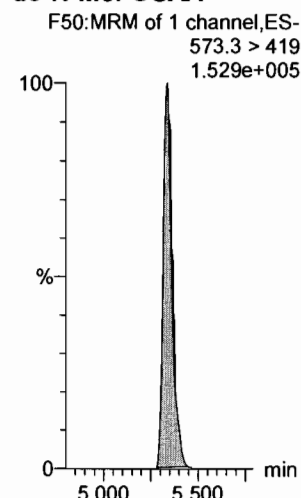
13C2-8:2 FTS



13C8-PFOS



d3-N-MeFOSAA



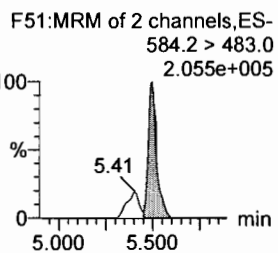
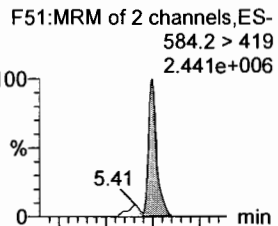
Dataset: F:\Projects\PFAS.PRO\Results\180521M1\180521M1-CRV.qld

Last Altered: Monday, May 21, 2018 20:05:13 Pacific Daylight Time

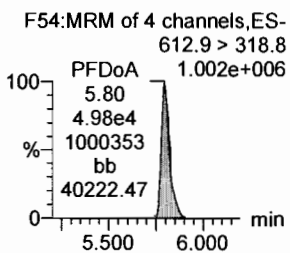
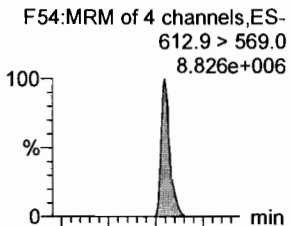
Printed: Monday, May 21, 2018 20:08:32 Pacific Daylight Time

Name: 180521M1_14, Date: 21-May-2018, Time: 17:57:54, ID: ST180521M1-9 PFC CS6 18E1410, Description: PFC CS6 18E1410

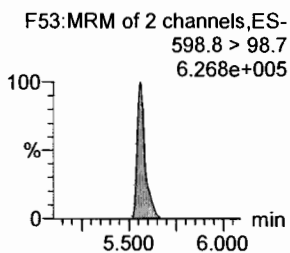
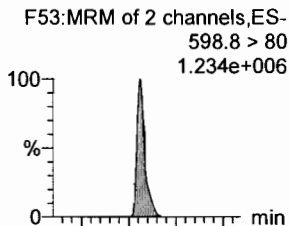
N-EtFOSAA



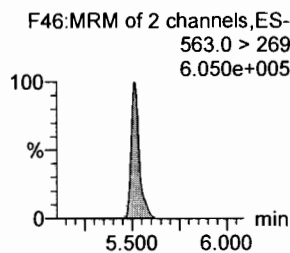
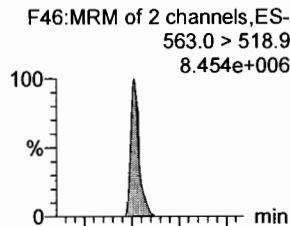
PFDoA



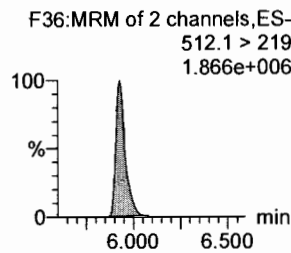
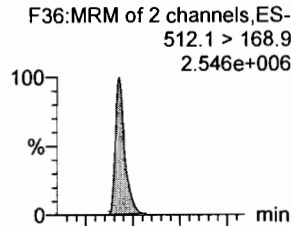
PFDS



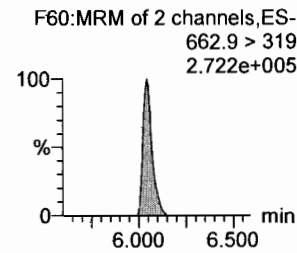
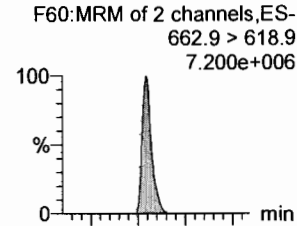
PFUdA



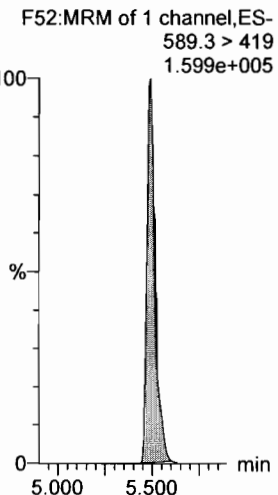
N-MeFOSA




PFTrDA



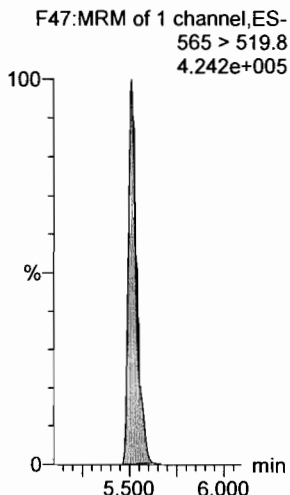
d5-N-EtFOSAA



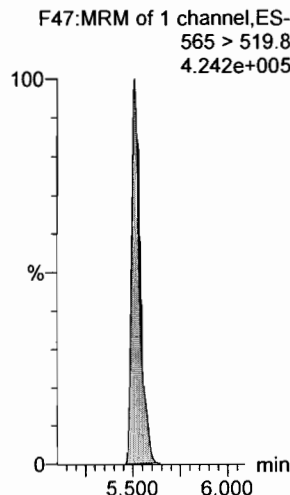
13C2-PFDoA



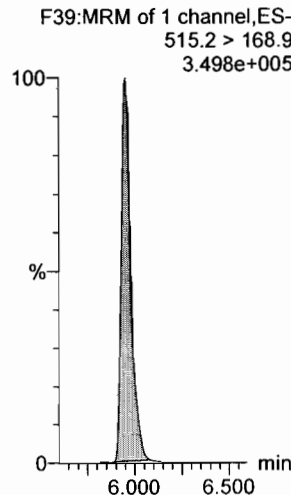
13C2-PFUdA



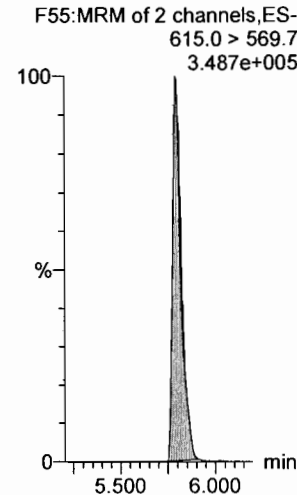
13C2-PFUdA



d3-N-MeFOSA



13C2-PFDoA



Dataset: F:\Projects\PFAS.PRO\Results\180521M1\180521M1-CRV.qld

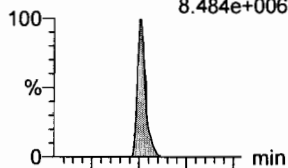
Last Altered: Monday, May 21, 2018 20:05:13 Pacific Daylight Time

Printed: Monday, May 21, 2018 20:08:32 Pacific Daylight Time

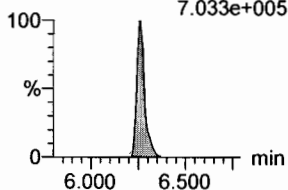
Name: 180521M1_14, Date: 21-May-2018, Time: 17:57:54, ID: ST180521M1-9 PFC CS6 18E1410, Description: PFC CS6 18E1410

PFTeDA

F61:MRM of 2 channels,ES-
712.9 > 668.8
8.484e+006

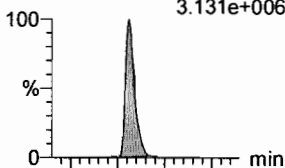


F61:MRM of 2 channels,ES-
712.9 > 369
7.033e+005

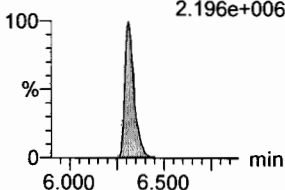


N-EtFOSA

F41:MRM of 2 channels,ES-
526.1 > 168.9
3.131e+006

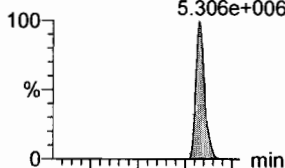


F41:MRM of 2 channels,ES-
526.1 > 219
2.196e+006

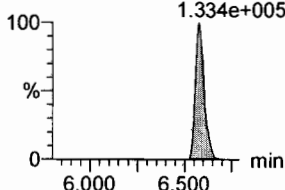


PFHxDA

F63:MRM of 2 channels,ES-
813.1 > 768.6
5.306e+006

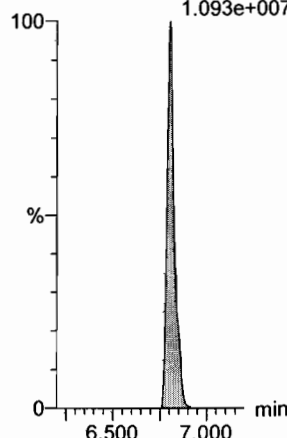


F63:MRM of 2 channels,ES-
813.1 > 219
1.334e+005



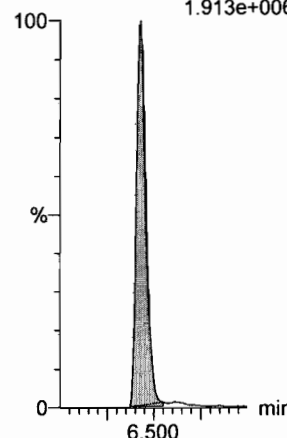
PFODA

F65:MRM of 1 channel,ES-
913.1 > 868.8
1.093e+007



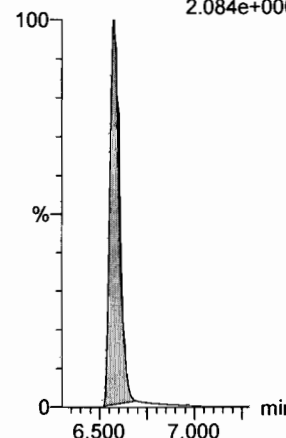
N-MeFOSE

F56:MRM of 1 channel,ES-
616.1 > 58.9
1.913e+006



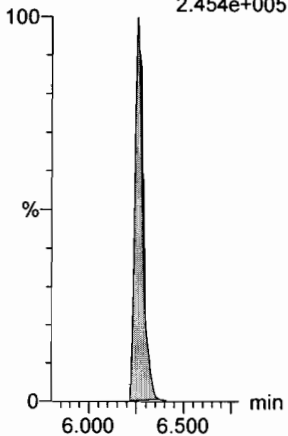
N-EtFOSE

F58:MRM of 1 channel,ES-
630.1 > 58.9
2.084e+006



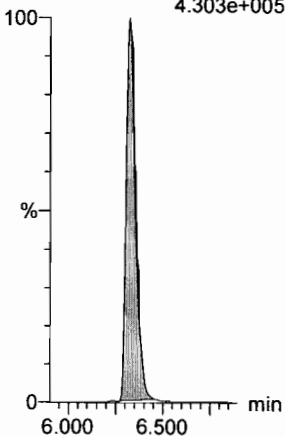
13C2-PFTeDA

F62:MRM of 2 channels,ES-
714.8 > 669.6
2.454e+005



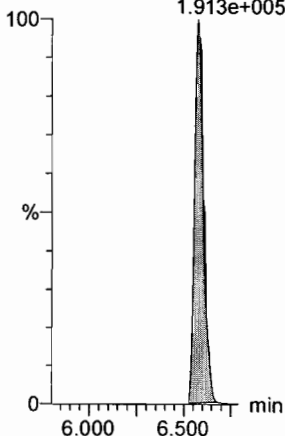
d5-N-ETFOSA

F44:MRM of 1 channel,ES-
531.1 > 168.9
4.303e+005



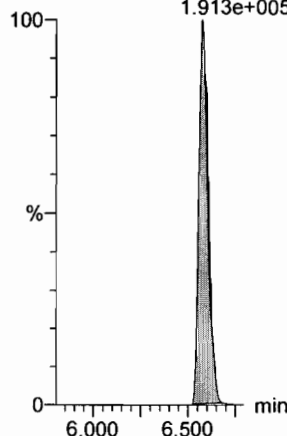
13C2-PFHxDA

F64:MRM of 1 channel,ES-
815 > 769.7
1.913e+005



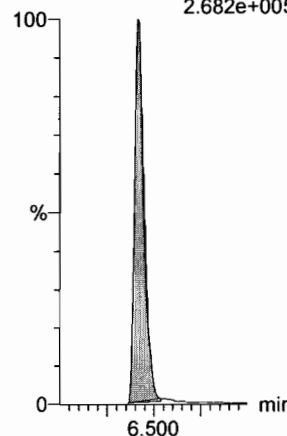
13C2-PFHxDA

F64:MRM of 1 channel,ES-
815 > 769.7
1.913e+005



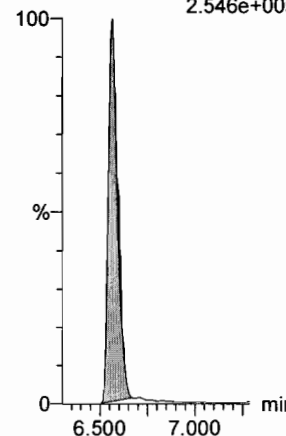
d7-N-MeFOSE

F57:MRM of 1 channel,ES-
623.1 > 58.9
2.682e+005



d9-N-EtFOSE

F59:MRM of 1 channel,ES-
639.2 > 58.8
2.546e+005



Dataset: F:\Projects\PFAS.PRO\Results\180521M1\180521M1-CRV.qld

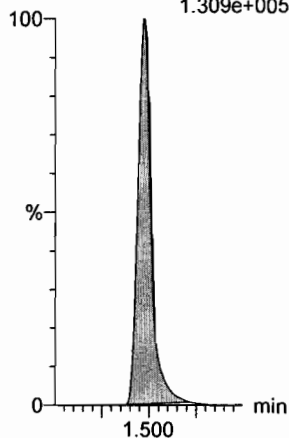
Last Altered: Monday, May 21, 2018 20:05:13 Pacific Daylight Time

Printed: Monday, May 21, 2018 20:08:32 Pacific Daylight Time

Name: 180521M1_14, Date: 21-May-2018, Time: 17:57:54, ID: ST180521M1-9 PFC CS6 18E1410, Description: PFC CS6 18E1410

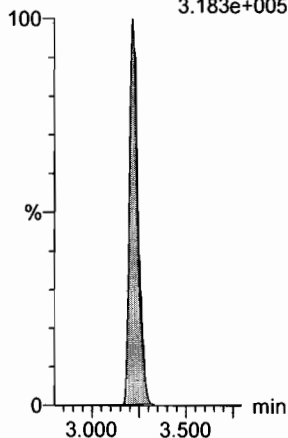
13C4-PFBA

F4:MRM of 1 channel,ES-
217. > 171.8
1.309e+005



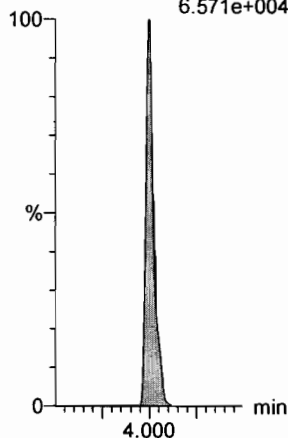
13C5-PFHxA

F11:MRM of 1 channel,ES-
318 > 272.9
3.183e+005



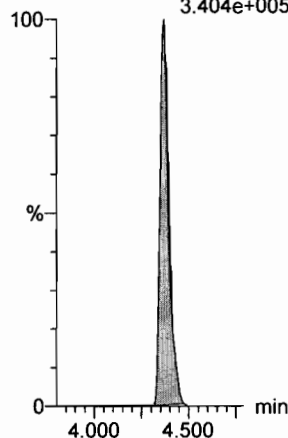
13C3-PFHxS

F19:MRM of 1 channel,ES-
401.9 > 79.9
6.571e+004



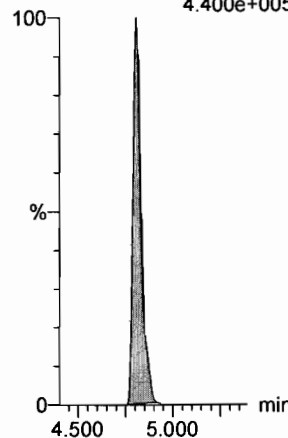
13C8-PFOA

F23:MRM of 1 channel,ES-
421.3 > 376
3.404e+005



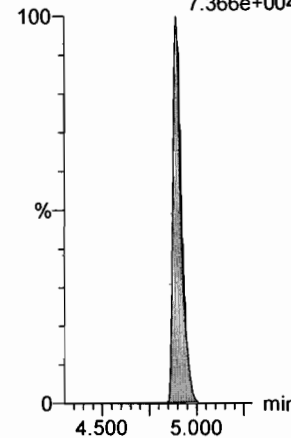
13C9-PFNA

F29:MRM of 1 channel,ES-
472.2 > 426.9
4.400e+005



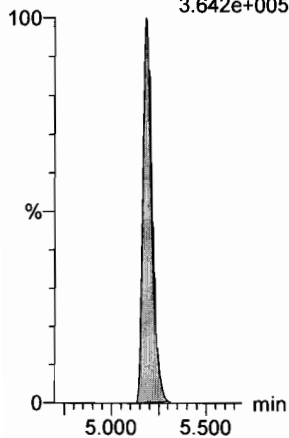
13C4-PFOS

F33:MRM of 1 channel,ES-
503 > 79.9
7.366e+004



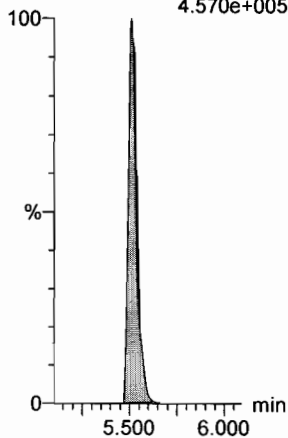
13C6-PFDA

F40:MRM of 1 channel,ES-
519.1 > 473.7
3.642e+005



13C7-PFUDa

F49:MRM of 1 channel,ES-
570.1 > 524.8
4.570e+005



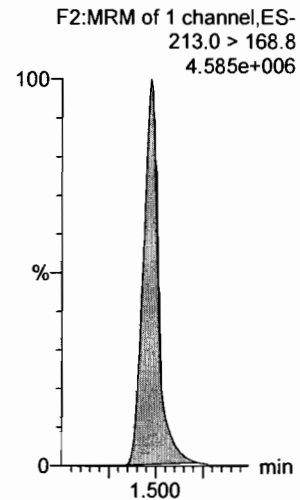
Dataset: F:\Projects\PFAS.PRO\Results\180521M1\180521M1-CRV.qld

Last Altered: Monday, May 21, 2018 20:05:13 Pacific Daylight Time

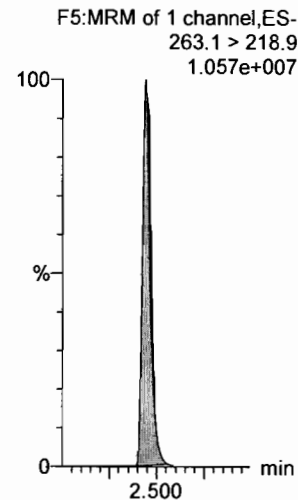
Printed: Monday, May 21, 2018 20:08:32 Pacific Daylight Time

Name: 180521M1_15, Date: 21-May-2018, Time: 18:09:23, ID: ST180521M1-10 PFC CS7 18E1411, Description: PFC CS7 18E1411

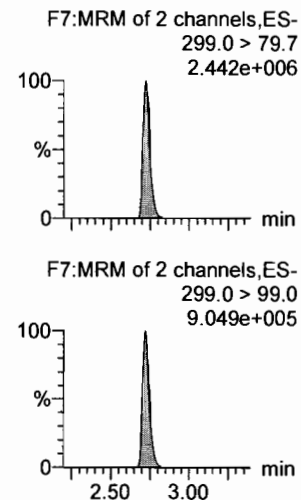
PFBA



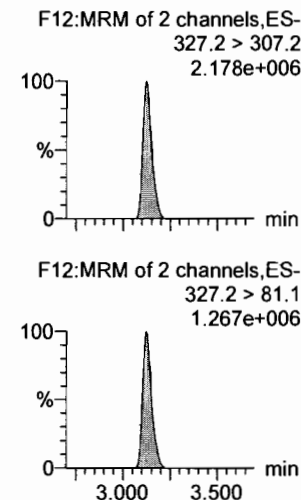
PFPeA



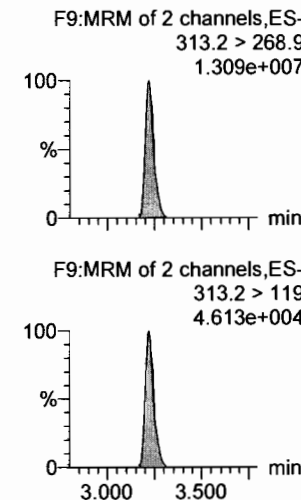
PFBS



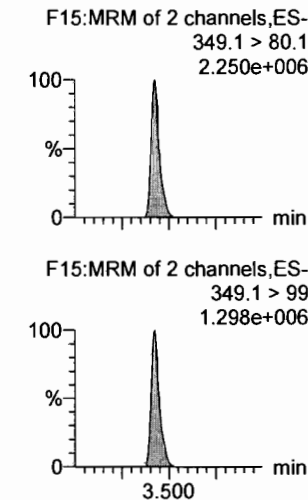
4:2 FTS



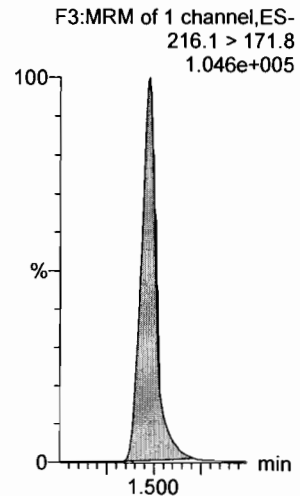
PFHxA



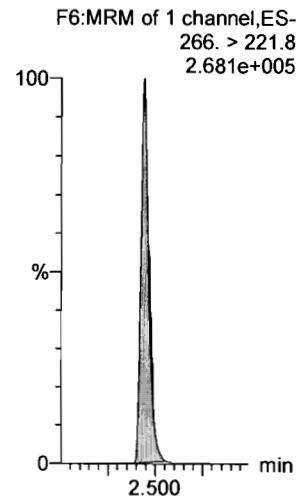
PFPeS



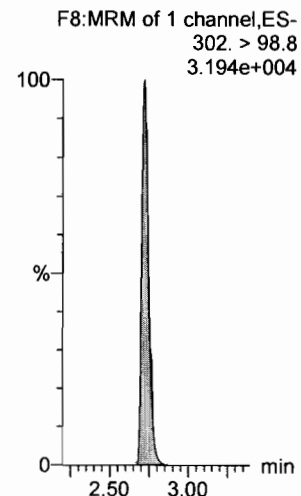
13C3-PFBA



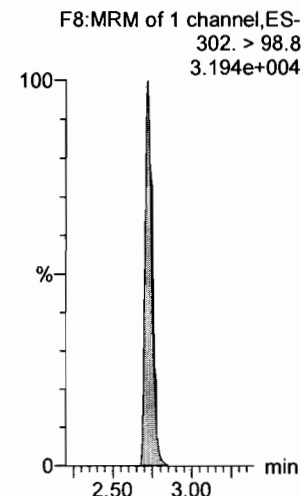
13C3-PFPeA



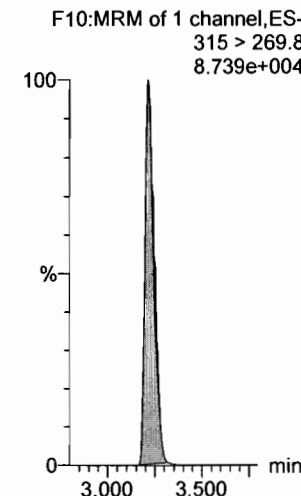
13C3-PFBS



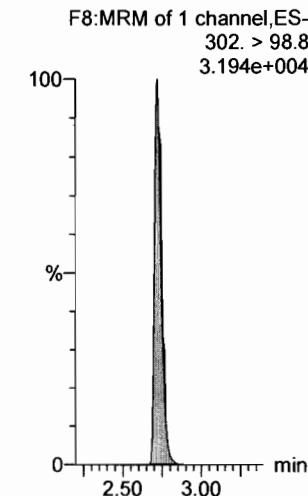
13C3-PFBS



13C2-PFHxA



13C3-PFBS



Dataset: F:\Projects\PFAS.PRO\Results\180521M1\180521M1-CRV.qld

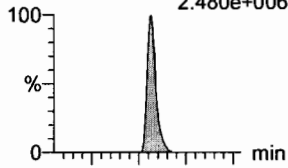
Last Altered: Monday, May 21, 2018 20:05:13 Pacific Daylight Time

Printed: Monday, May 21, 2018 20:08:32 Pacific Daylight Time

Name: 180521M1_15, Date: 21-May-2018, Time: 18:09:23, ID: ST180521M1-10 PFC CS7 18E1411, Description: PFC CS7 18E1411

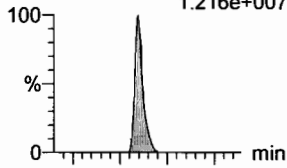
6:2 FTS

F24:MRM of 2 channels,ES-
427.1 > 407
2.480e+006



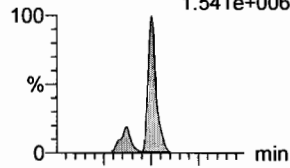
PFHpA

F16:MRM of 2 channels,ES-
363.0 > 318.9
1.216e+007



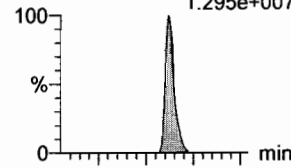
L-PFHxS

F18:MRM of 2 channels,ES-
398.9 > 79.6
1.541e+006



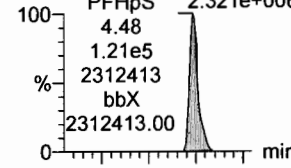
L-PFOA

F21:MRM of 2 channels,ES-
413 > 368.7
1.295e+007



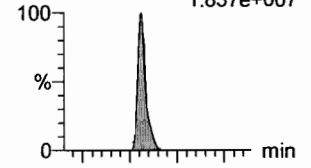
PFHpS

F26:MRM of 2 channels,ES-
449 > 80.0
2.321e+006

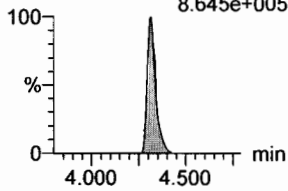


PFNA

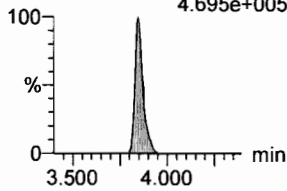
F27:MRM of 2 channels,ES-
463.0 > 418.8
1.837e+007



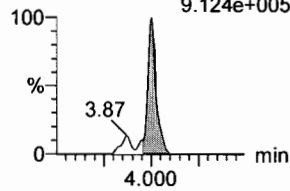
F24:MRM of 2 channels,ES-
427.1 > 80
8.645e+005



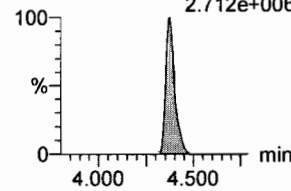
F16:MRM of 2 channels,ES-
363.0 > 169.0
4.695e+005



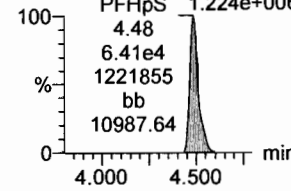
F18:MRM of 2 channels,ES-
398.9 > 99.0
9.124e+005



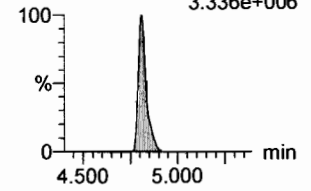
F21:MRM of 2 channels,ES-
413 > 169
2.712e+006



F26:MRM of 2 channels,ES-
449 > 98.7
1.224e+006

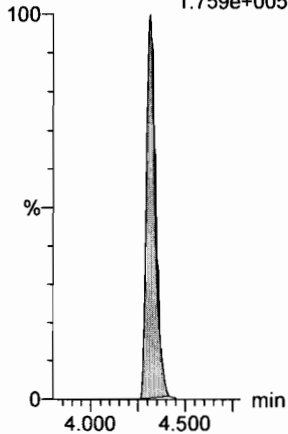


F27:MRM of 2 channels,ES-
463.0 > 219.0
3.336e+006



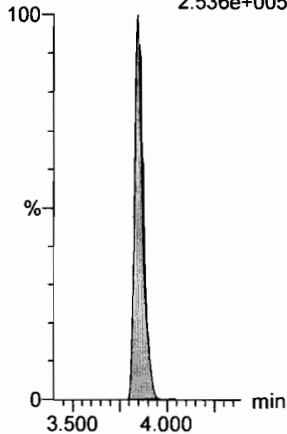
13C2-6:2 FTS

F25:MRM of 1 channel,ES-
429.1 > 408.9
1.759e+005



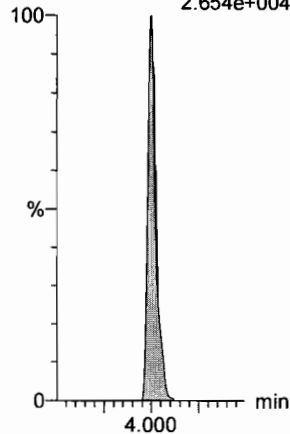
13C4-PFHpA

F17:MRM of 1 channel,ES-
367.2 > 321.8
2.536e+005



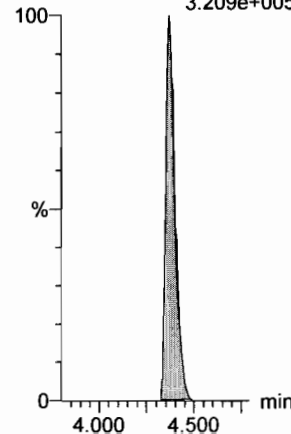
18O2-PFHxS

F20:MRM of 1 channel,ES-
403.0 > 102.6
2.654e+004



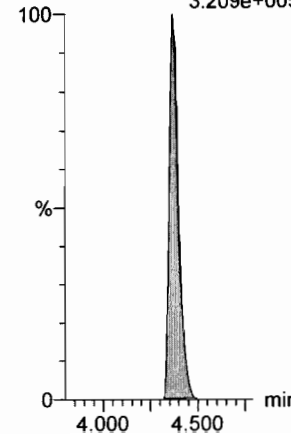
13C2-PFOA

F22:MRM of 1 channel,ES-
414.9 > 369.7
3.209e+005



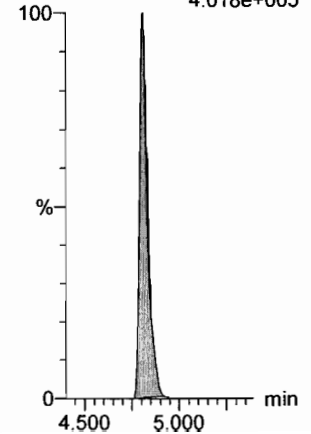
13C2-PFOA

F22:MRM of 1 channel,ES-
414.9 > 369.7
3.209e+005



13C5-PFNA

F28:MRM of 1 channel,ES-
468.2 > 422.9
4.018e+005

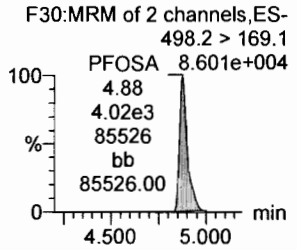
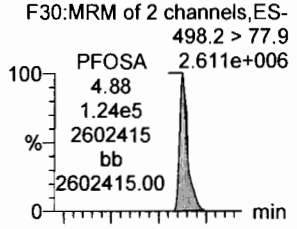


Dataset: F:\Projects\PFAS.PRO\Results\180521M1\180521M1-CRV.qld

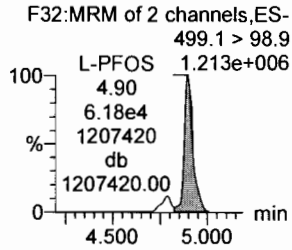
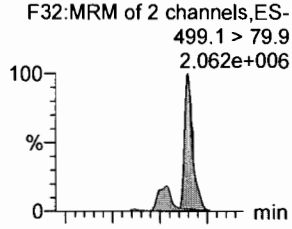
Last Altered: Monday, May 21, 2018 20:05:13 Pacific Daylight Time
Printed: Monday, May 21, 2018 20:08:32 Pacific Daylight Time

Name: 180521M1_15, Date: 21-May-2018, Time: 18:09:23, ID: ST180521M1-10 PFC CS7 18E1411, Description: PFC CS7 18E1411

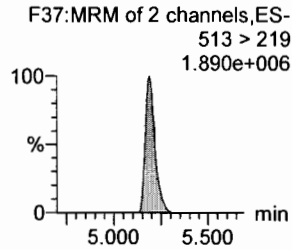
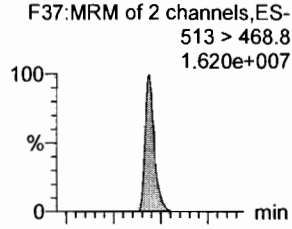
PFOSA



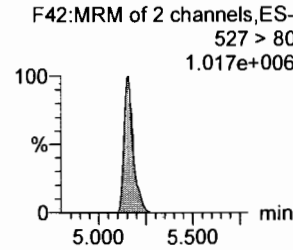
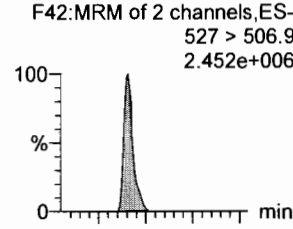
L-PFOS



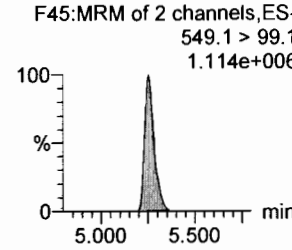
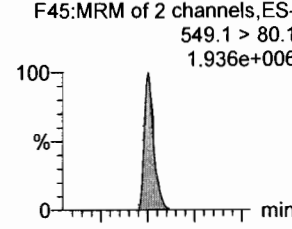
PFDA



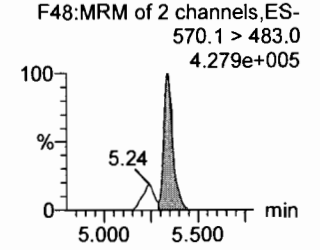
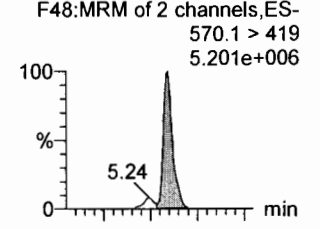
8:2 FTS



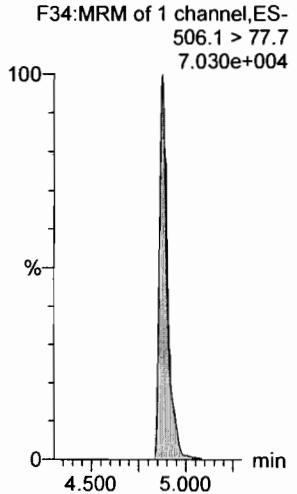
PFNS



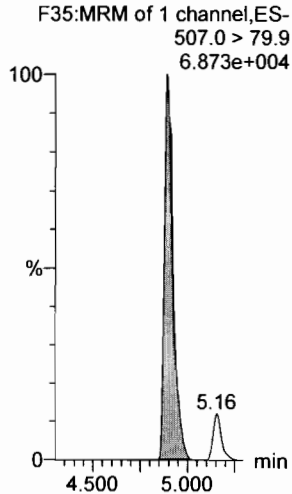
N-MeFOSAA



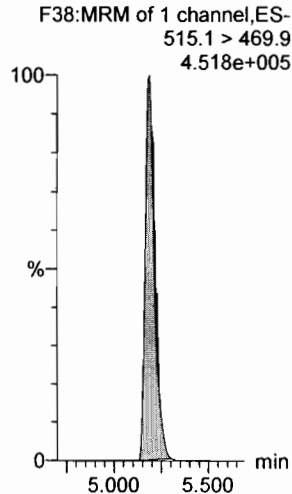
13C8-PFOSA



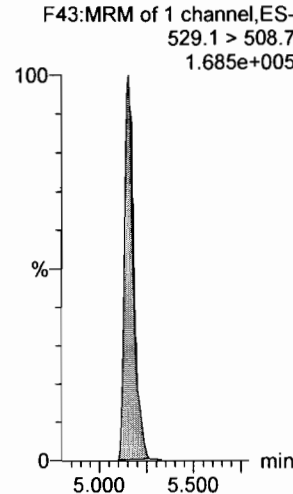
13C8-PFOS



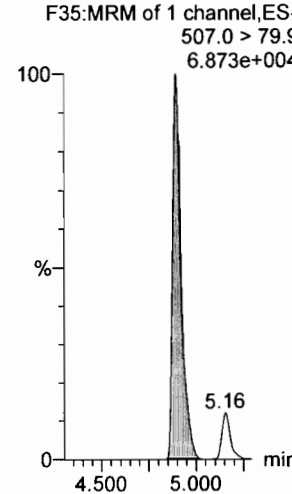
13C2-PFDA



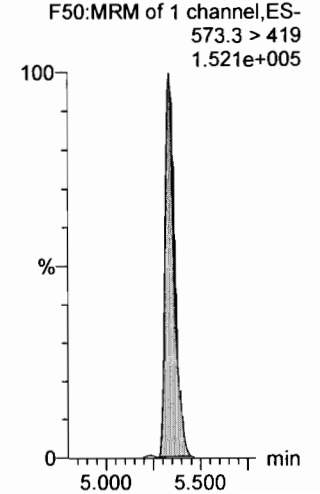
13C2-8:2 FTS



13C8-PFOS



d3-N-MeFOSAA

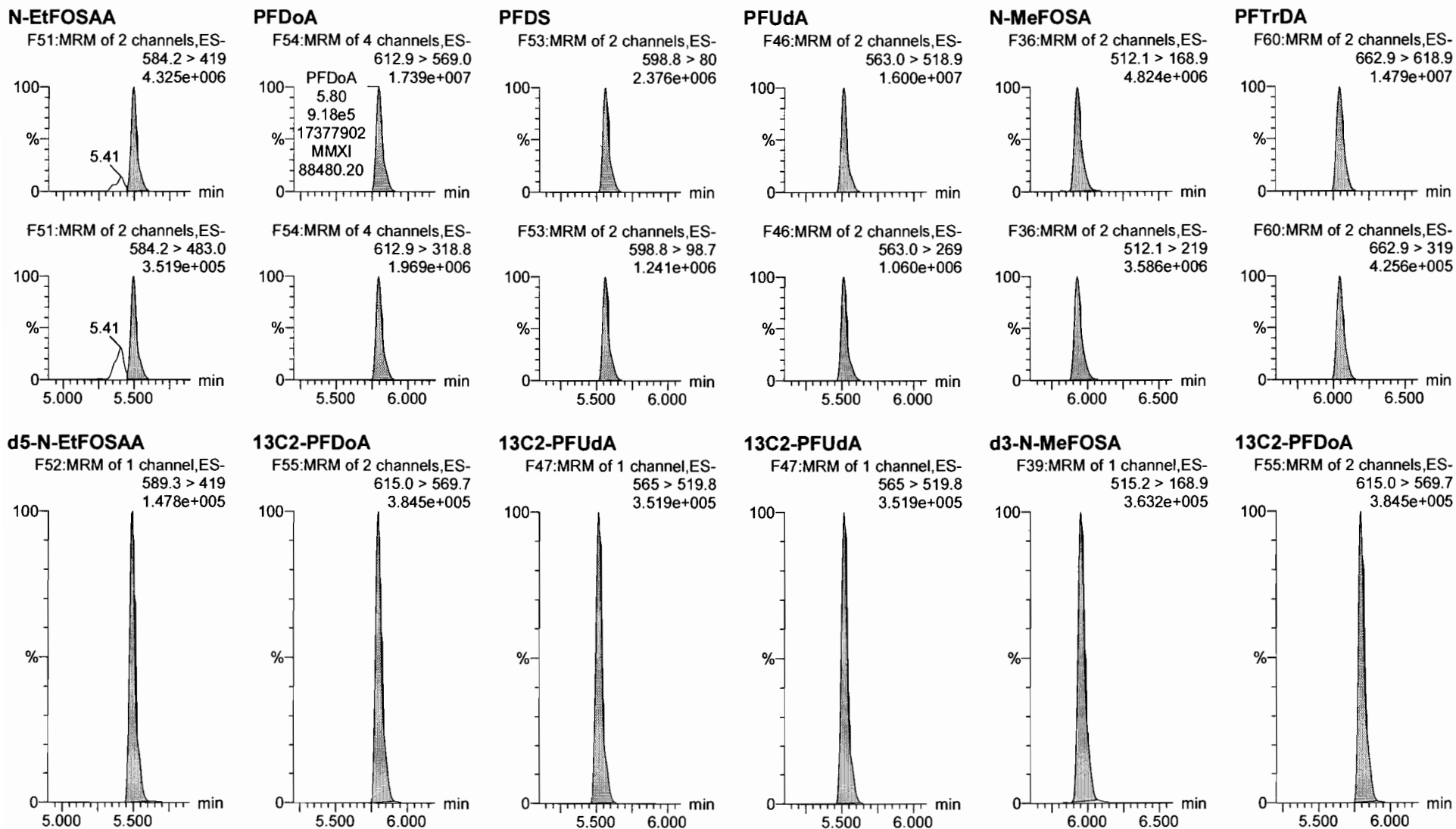


Dataset: F:\Projects\PFAS.PRO\Results\180521M1\180521M1-CRV.qld

Last Altered: Monday, May 21, 2018 20:05:13 Pacific Daylight Time

Printed: Monday, May 21, 2018 20:08:32 Pacific Daylight Time

Name: 180521M1_15, Date: 21-May-2018, Time: 18:09:23, ID: ST180521M1-10 PFC CS7 18E1411, Description: PFC CS7 18E1411



Dataset: F:\Projects\PFAS.PRO\Results\180521M1\180521M1-CRV.qld

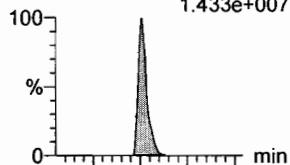
Last Altered: Monday, May 21, 2018 20:05:13 Pacific Daylight Time

Printed: Monday, May 21, 2018 20:08:32 Pacific Daylight Time

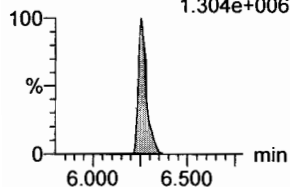
Name: 180521M1_15, Date: 21-May-2018, Time: 18:09:23, ID: ST180521M1-10 PFC CS7 18E1411, Description: PFC CS7 18E1411

PFTeDA

F61:MRM of 2 channels,ES-
712.9 > 668.8
1.433e+007

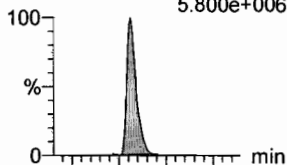


F61:MRM of 2 channels,ES-
712.9 > 369
1.304e+006

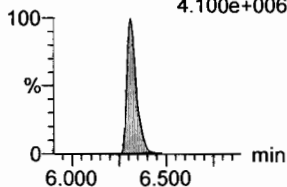


N-EtFOSA

F41:MRM of 2 channels,ES-
526.1 > 168.9
5.800e+006

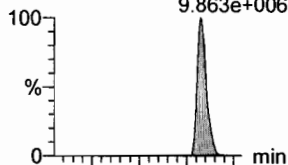


F41:MRM of 2 channels,ES-
526.1 > 219
4.100e+006

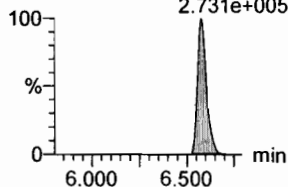


PFHxDA

F63:MRM of 2 channels,ES-
813.1 > 768.6
9.863e+006

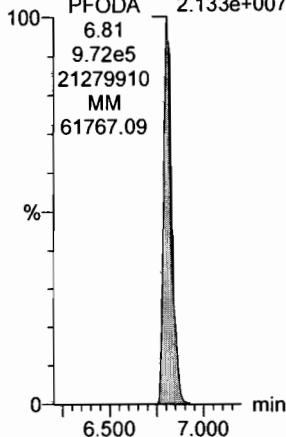


F63:MRM of 2 channels,ES-
813.1 > 219
2.731e+005



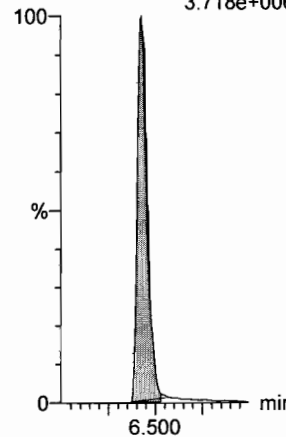
PFODA

F65:MRM of 1 channel,ES-
913.1 > 868.8
2.133e+007



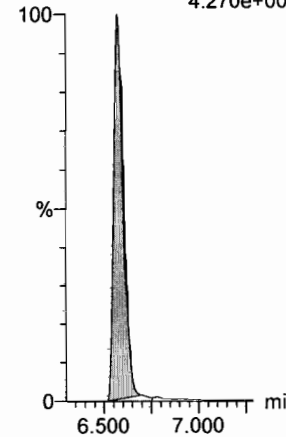
N-MeFOSE

F56:MRM of 1 channel,ES-
616.1 > 58.9
3.718e+006



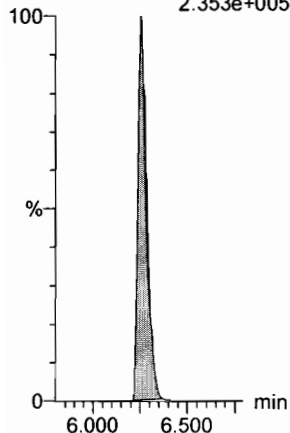
N-EtFOSE

F58:MRM of 1 channel,ES-
630.1 > 58.9
4.270e+006



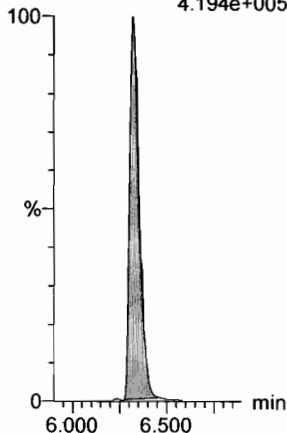
13C2-PFTeDA

F62:MRM of 2 channels,ES-
714.8 > 669.6
2.353e+005



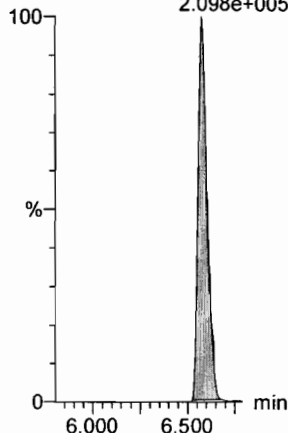
d5-N-ETFOSA

F44:MRM of 1 channel,ES-
531.1 > 168.9
4.194e+005



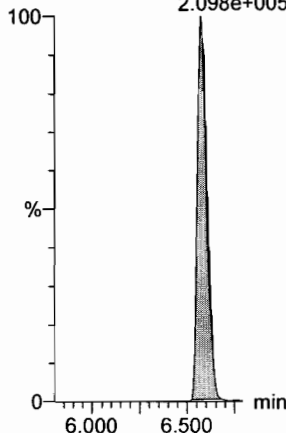
13C2-PFHxDA

F64:MRM of 1 channel,ES-
815 > 769.7
2.098e+005



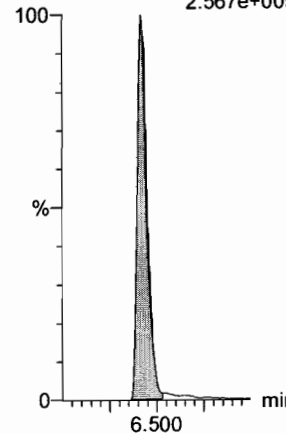
13C2-PFHxDA

F64:MRM of 1 channel,ES-
815 > 769.7
2.098e+005



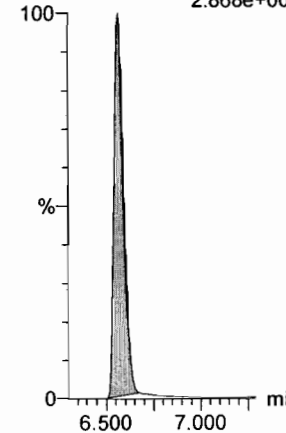
d7-N-MeFOSE

F57:MRM of 1 channel,ES-
623.1 > 58.9
2.567e+005



d9-N-EtFOSE

F59:MRM of 1 channel,ES-
639.2 > 58.8
2.868e+005



Dataset: F:\Projects\PFAS.PRO\Results\180521M1\180521M1-CRV.qld

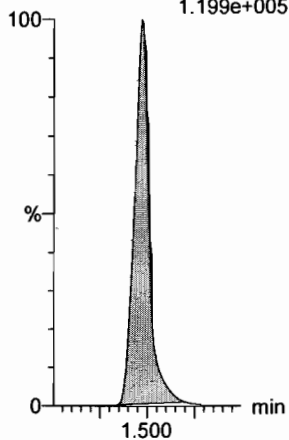
Last Altered: Monday, May 21, 2018 20:05:13 Pacific Daylight Time

Printed: Monday, May 21, 2018 20:08:32 Pacific Daylight Time

Name: 180521M1_15, Date: 21-May-2018, Time: 18:09:23, ID: ST180521M1-10 PFC CS7 18E1411, Description: PFC CS7 18E1411

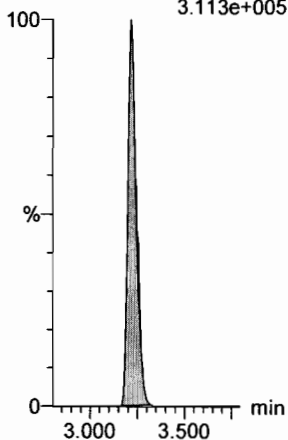
13C4-PFBA

F4:MRM of 1 channel,ES-
217. > 171.8
1.199e+005



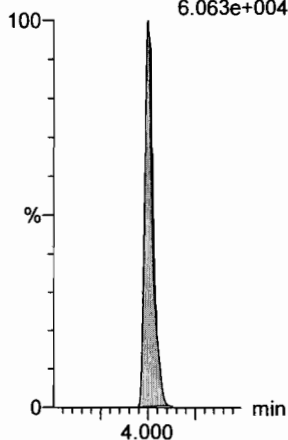
13C5-PFHxA

F11:MRM of 1 channel,ES-
318 > 272.9
3.113e+005



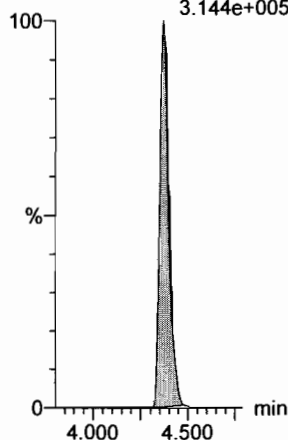
13C3-PFHxS

F19:MRM of 1 channel,ES-
401.9 > 79.9
6.063e+004



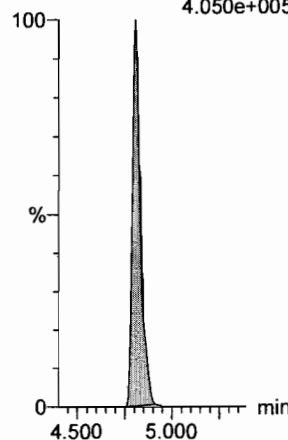
13C8-PFOA

F23:MRM of 1 channel,ES-
421.3 > 376
3.144e+005



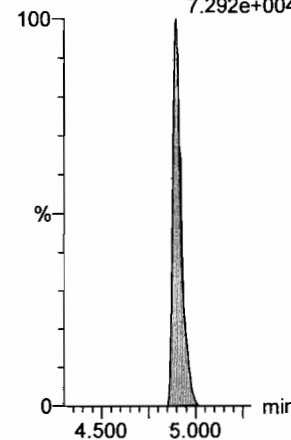
13C9-PFNA

F29:MRM of 1 channel,ES-
472.2 > 426.9
4.050e+005



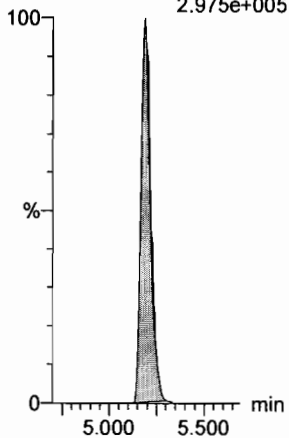
13C4-PFOS

F33:MRM of 1 channel,ES-
503 > 79.9
7.292e+004



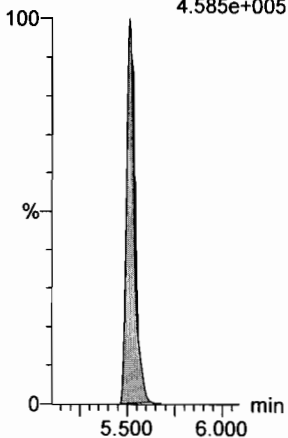
13C6-PFDA

F40:MRM of 1 channel,ES-
519.1 > 473.7
2.975e+005



13C7-PFUdA

F49:MRM of 1 channel,ES-
570.1 > 524.8
4.585e+005



Dataset: F:\Projects\PFAS.PRO\Results\180521M1\180521M1-17.qld

Last Altered: Monday, May 21, 2018 20:26:31 Pacific Daylight Time

Printed: Monday, May 21, 2018 20:26:55 Pacific Daylight Time

Not in ICV.

Method: F:\Projects\PFAS.PRO\MethDB\PFAS_FULL_80C_052118.mdb 21 May 2018 20:25:56

Calibration: F:\Projects\PFAS.PRO\CurveDB\C18_VAL-PFAS_Q4_05-21-18.cdb 21 May 2018 20:24:03

Name: 180521M1_17, Date: 21-May-2018, Time: 18:34:26, ID: ICV180521M1-1 PFC 537 ICV 18E1401, Description: PFC ICV 18E1401

#	Name	Trace	Area	IS Area	RRF	Pred.RT	RT	y Axis Resp.	Conc.	%Rec	Recovery Out	Ion Ratio	Ratio out?
1	1 PFBA	213.0 > 16...	9.00e3	9.78e3		1.50	1.50	11.5	10.3	102.5	NO		
2	2 PFPeA	263.1 > 21...	1.09e4	1.39e4		2.47	2.47	9.81	9.73	97.3	NO		
3	3 PFBS	299.0 > 79.7	2.73e3	1.84e3		2.75	2.75	18.6	8.90	89.0	NO	2.920	NO
4	4 4:2 FTS	327.2>307.2	3.10e3	1.84e3		3.15	3.15	21.1	9.08	90.8	NO	1.844	NO
5	5 PFHxA	313.2 > 26...	1.55e4	4.73e3		3.25	3.25	16.4	10.3	102.5	NO		
6	6 PFPeS	349.1>80.1	2.39e3	1.84e3		3.45	3.45	16.2	8.78	87.8	NO	1.618	NO
7	7 PFHpA	363.0 > 31...	1.29e4	1.28e4		3.87	3.87	12.6	10.7	107.0	NO	29.819	NO
8	8 L-PFHxS	398.9 > 79.6	1.94e3	1.57e3		3.90	4.03	15.5	8.34	83.4	NO	1.684	NO
9	10 6:2 FTS	427.1 > 407	3.45e3	3.95e3		4.29	4.34	10.9	9.08	90.8	NO	2.879	NO
10	11 L-PFOA	413 > 368.7	1.72e4	2.04e4		4.40	4.40	10.5	9.47	94.7	NO	4.929	NO
11	13 PFHpS	449 > 80.0	3.00e3	2.04e4		4.45	4.51	1.84	10.2	102.0	NO	1.936	NO
12	14 PFNA	463.0 > 41...	1.90e4	2.14e4		4.77	4.84	11.1	9.69	96.9	NO	5.145	NO
13	15 PFOSA	498.2 > 77.9	2.93e3	3.97e3		4.85	4.90	9.22	9.57	95.7	NO	36.252	NO
14	16 L-PFOS	499.1 > 79.9	2.82e3	3.78e3		4.92	4.92	9.31	8.98	89.8	NO	1.940	NO
15	18 PFDA	513 > 468.8	2.04e4	2.78e4		5.15	5.21	9.17	10.3	102.6	NO	6.526	NO
16	19 8:2 FTS	527 > 506.9	3.82e3	3.91e3		5.12	5.18	12.2	9.19	91.9	NO	2.565	NO
17	20 PFNS	549.1>80.1	2.68e3	3.78e3		5.21	5.28	8.87	9.71	97.1	NO	1.658	NO
18	21 N-MeFOSAA	570.1 > 419	8.39e3	8.44e3		5.30	5.37	12.4	11.3	113.0	NO	14.138	NO
19	22 N-EtFOSAA	584.2 > 419	7.66e3	9.15e3		5.45	5.52	10.5	11.5	114.8	NO	12.601	NO
20	23 PFuDA	563.0 > 51...	1.96e4	2.43e4		5.47	5.54	10.1	9.54	95.4	NO	14.298	NO
21	24 PFDS	598.8 > 80	2.71e3	2.43e4		5.52	5.58	1.39	9.73	97.3	NO	1.891	NO
22	25 PFDoA	612.9 > 56...	2.27e4	2.16e4		5.75	5.82	13.2	10.8	107.8	NO	9.262	NO
23	26 N-MeFOSA	512.1 > 16...		1.98e4		5.86					NO		
24	27 PFTTrDA	662.9 > 61...	1.96e4	2.16e4		5.99	6.06	11.3	8.87	88.7	NO	32.800	NO
25	28 PFTeDA	712.9 > 66...	1.98e4	1.30e4		6.21	6.28	19.0	10.0	100.5	NO	12.976	NO
26	29 N-EtFOSA	526.1 > 16...		2.74e4		6.24					NO		
27	30 PFHxDA	813.1 > 76...		9.85e3		6.53					NO		
28	31 PFODA	913.1 > 86...		9.85e3		6.75					NO		
29	32 N-MeFOSE	616.1 > 58.9		1.45e4		6.34					NO		
30	33 N-EtFOSE	630.1 > 58.9		1.40e4		6.49					NO		
31	34 13C3-PFBA	216.1 > 17...	9.78e3	1.12e4	0.874	1.47	1.50	10.9	12.5	99.7	NO		

(A)

(A)

↓

*✓ VABE 5/22/18
QW 5/22/18*

Dataset: F:\Projects\PFAS.PRO\Results\180521M1\180521M1-17.qld

Last Altered: Monday, May 21, 2018 20:26:31 Pacific Daylight Time

Printed: Monday, May 21, 2018 20:26:55 Pacific Daylight Time

Name: 180521M1_17, Date: 21-May-2018, Time: 18:34:26, ID: ICV180521M1-1 PFC 537 ICV 18E1401, Description: PFC ICV 18E1401

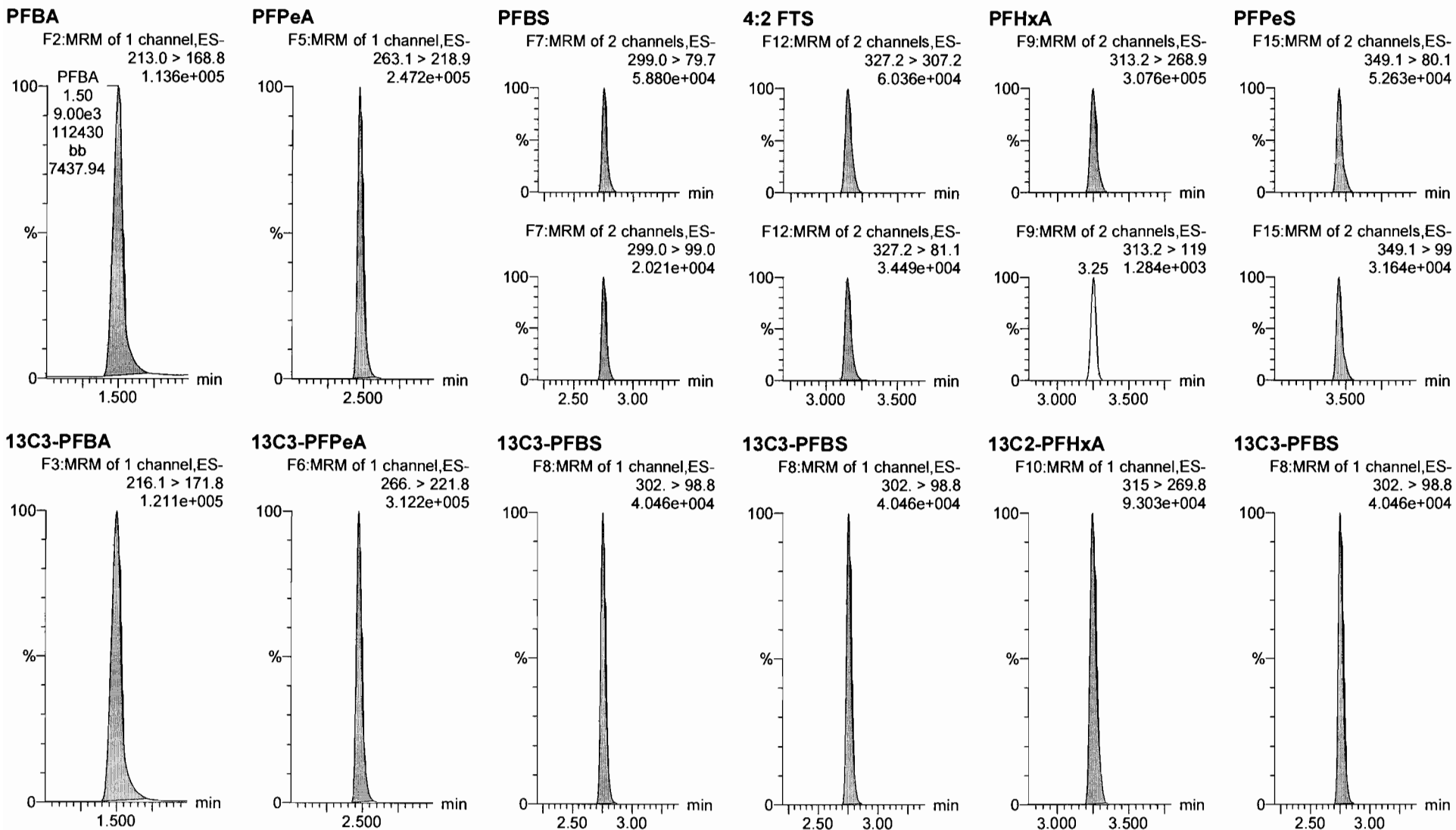
	# Name	Trace	Area	IS Area	RRF	Pred.RT	RT	y Axis Resp.	Conc.	%Rec	Recovery Out	Ion Ratio	Ratio out?
32	35 13C3-PFPeA	266. > 221.8	1.39e4	1.56e4	0.838	2.43	2.47	11.1	13.3	106.0	NO		
33	36 13C3-PFBS	302. > 98.8	1.84e3	1.56e4	0.107	2.70	2.75	1.47	13.8	110.2	NO		
34	37 13C2-PFHxA	315 > 269.8	4.73e3	1.56e4	0.740	3.20	3.25	3.79	5.12	102.4	NO		
35	38 13C4-PFHpA	367.2 > 32...	1.28e4	1.56e4	0.849	3.83	3.87	10.3	12.1	96.7	NO		
36	39 18O2-PFHxS	403.0 > 10...	1.57e3	3.31e3	0.433	3.98	4.03	5.93	13.7	109.7	NO		
37	40 13C2-6:2 FTS	429.1 > 40...	3.95e3	2.01e4	0.234	4.29	4.34	2.46	10.5	84.3	NO		
38	41 13C2-PFOA	414.9 > 36...	2.04e4	2.01e4	1.075	4.34	4.40	12.7	11.8	94.8	NO		
39	42 13C5-PFNA	468.2 > 42...	2.14e4	1.96e4	0.970	4.77	4.84	13.7	14.1	112.9	NO		
40	43 13C8-PFOSA	506.1 > 77.7	3.97e3	2.33e4	0.151	4.84	4.90	2.13	14.1	112.7	NO		
41	44 13C8-PFOS	507.0 > 79.9	3.78e3	3.74e3	0.998	4.86	4.92	12.7	12.7	101.5	NO		
42	45 13C2-PFDA	515.1 > 46...	2.78e4	2.23e4	1.299	5.15	5.21	15.6	12.0	96.0	NO		
43	46 13C2-8:2 FTS	529.1 > 50...	3.91e3	1.56e4	0.232	5.12	5.18	3.13	13.5	107.9	NO		
44	47 d3-N-MeFOSAA	573.3 > 419	8.44e3	2.33e4	0.350	5.30	5.36	4.53	13.0	103.8	NO		
45	48 d5-N-EtFOSAA	589.3 > 419	9.15e3	2.33e4	0.350	5.45	5.52	4.92	14.1	112.5	NO		
46	49 13C2-PFUdA	565 > 519.8	2.43e4	2.33e4	0.913	5.47	5.54	13.1	14.3	114.6	NO		
47	50 13C2-PFDoA	615.0 > 56...	2.16e4	2.23e4	0.974	5.75	5.82	12.1	12.4	99.4	NO		
48	51 d3-N-MeFOSA	515.2 > 16...	1.98e4	2.33e4	0.069	5.88	5.97	10.7	155	103.3	NO		
49	52 13C2-PFTeDA	714.8 > 66...	1.30e4	2.33e4	0.504	6.21	6.28	7.00	13.9	111.2	NO		
50	53 d5-N-ETFOSA	531.1 > 16...	2.74e4	2.33e4	0.089	6.25	6.34	14.7	166	110.4	NO		
51	54 13C2-PFHxDA	815 > 769.7	9.85e3	2.33e4	1.063	6.53	6.60	5.29	4.97	99.5	NO		
52	55 d7-N-MeFOSE	623.1 > 58.9	1.45e4	2.33e4	0.049	6.34	6.44	7.77	158	105.4	NO		
53	56 d9-N-EtFOSE	639.2 > 58.8	1.40e4	2.33e4	0.051	6.49	6.58	7.51	148	98.8	NO		
54	57 13C4-PFBA	217. > 171.8	1.12e4	1.12e4	1.000	1.47	1.50	12.5	12.5	100.0	NO		
55	58 13C5-PFHxA	318 > 272.9	1.56e4	1.56e4	1.000	3.20	3.25	12.5	12.5	100.0	NO		
56	59 13C3-PFHxS	401.9 > 79.9	3.31e3	3.31e3	1.000	3.98	4.02	12.5	12.5	100.0	NO		
57	60 13C8-PFOA	421.3 > 376	2.01e4	2.01e4	1.000	4.34	4.39	12.5	12.5	100.0	NO		
58	61 13C9-PFNA	472.2 > 42...	1.96e4	1.96e4	1.000	4.77	4.84	12.5	12.5	100.0	NO		
59	62 13C4-PFOS	503 > 79.9	3.74e3	3.74e3	1.000	4.86	4.92	12.5	12.5	100.0	NO		
60	63 13C6-PFDA	519.1 > 47...	2.23e4	2.23e4	1.000	5.15	5.21	12.5	12.5	100.0	NO		
61	64 13C7-PFUdA	570.1 > 52...	2.33e4	2.33e4	1.000	5.47	5.54	12.5	12.5	100.0	NO		

Dataset: F:\Projects\PFAS.PRO\Results\180521M1\180521M1-17.qld

Last Altered: Monday, May 21, 2018 20:26:31 Pacific Daylight Time
Printed: Monday, May 21, 2018 20:26:55 Pacific Daylight Time

Method: F:\Projects\PFAS.PRO\MethDB\PFAS_FULL_80C_052118.mdb 21 May 2018 20:25:56
Calibration: F:\Projects\PFAS.PRO\CurveDB\C18_VAL-PFAS_Q4_05-21-18.cdb 21 May 2018 20:24:03

Name: 180521M1_17, Date: 21-May-2018, Time: 18:34:26, ID: ICV180521M1-1 PFC 537 ICV 18E1401, Description: PFC ICV 18E1401

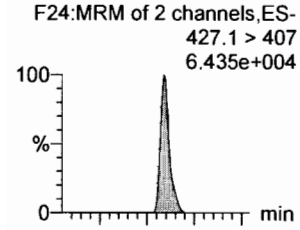


Dataset: F:\Projects\PFAS.PRO\Results\180521M1\180521M1-17.qld

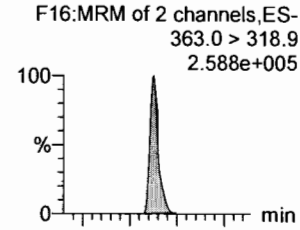
Last Altered: Monday, May 21, 2018 20:26:31 Pacific Daylight Time
Printed: Monday, May 21, 2018 20:26:55 Pacific Daylight Time

Name: 180521M1_17, Date: 21-May-2018, Time: 18:34:26, ID: ICV180521M1-1 PFC 537 ICV 18E1401, Description: PFC ICV 18E1401

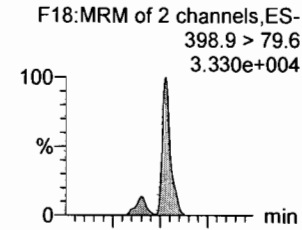
6:2 FTS



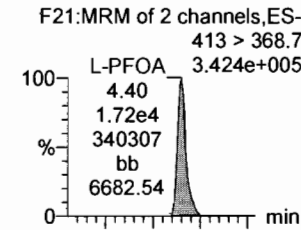
PFHpA



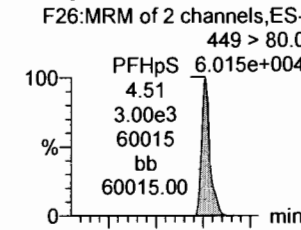
L-PFHxS



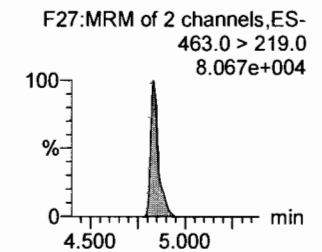
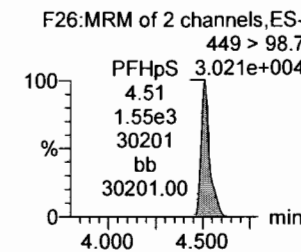
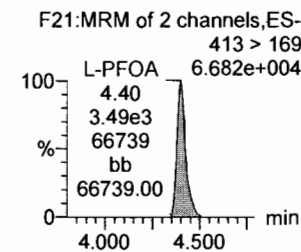
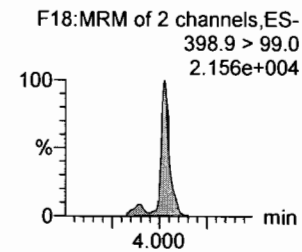
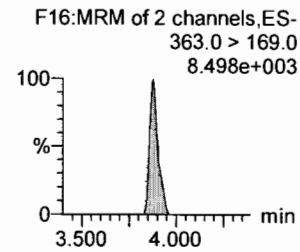
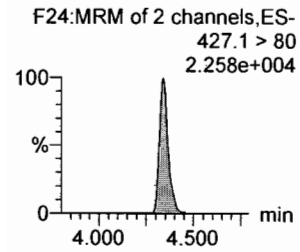
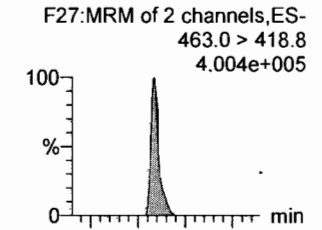
L-PFOA



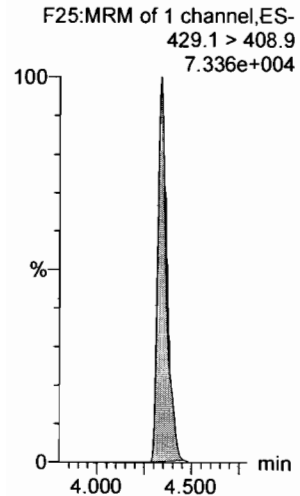
PFHpS



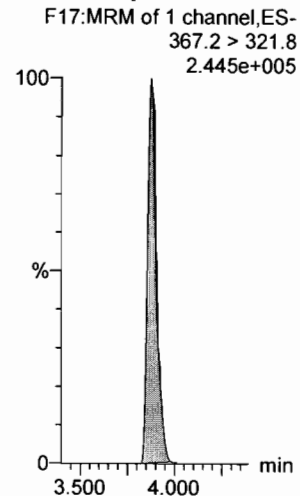
PFNA



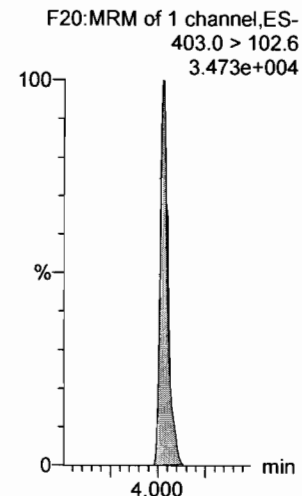
13C2-6:2 FTS



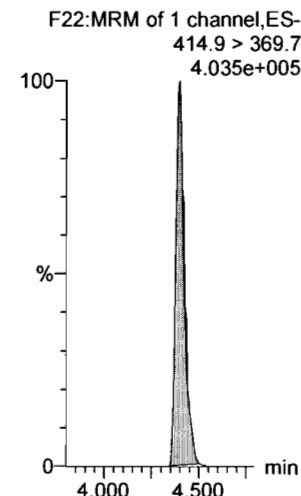
13C4-PFHpA



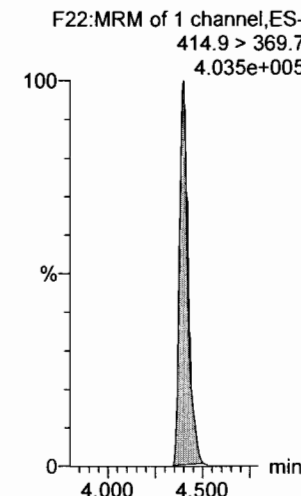
18O2-PFHxS



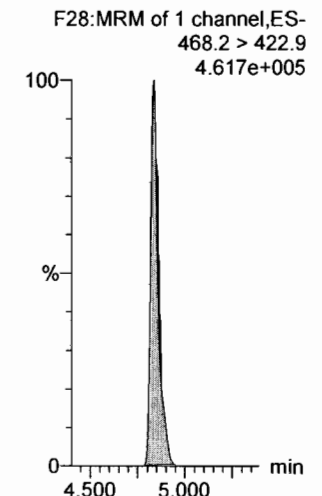
13C2-PFOA



13C2-PFOA



13C5-PFNA

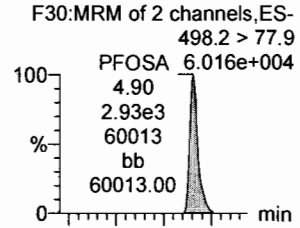


Dataset: F:\Projects\PFAS.PRO\Results\180521M1\180521M1-17.qld

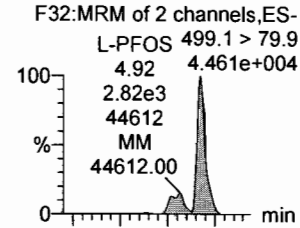
Last Altered: Monday, May 21, 2018 20:26:31 Pacific Daylight Time
Printed: Monday, May 21, 2018 20:26:55 Pacific Daylight Time

Name: 180521M1_17, Date: 21-May-2018, Time: 18:34:26, ID: ICV180521M1-1 PFC 537 ICV 18E1401, Description: PFC ICV 18E1401

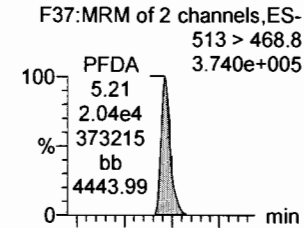
PFOSA



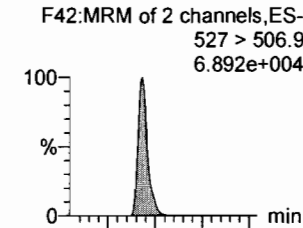
L-PFOS



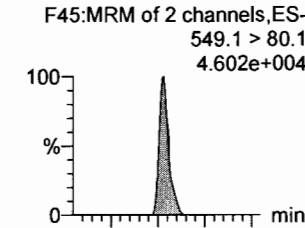
PFDA



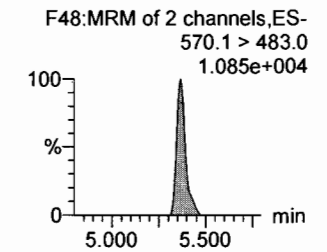
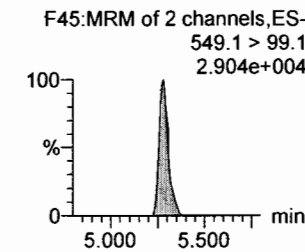
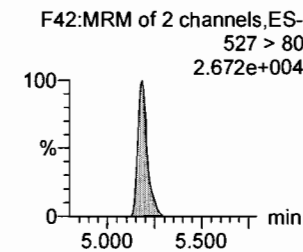
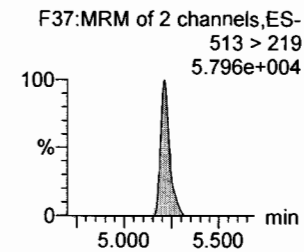
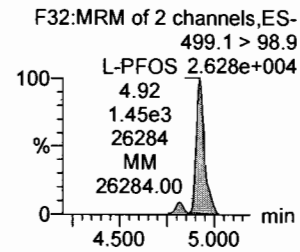
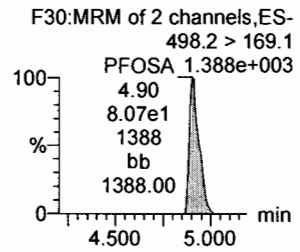
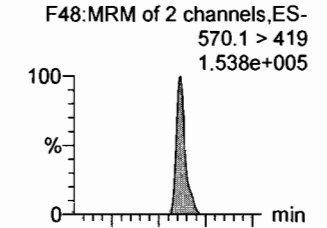
8:2 FTS



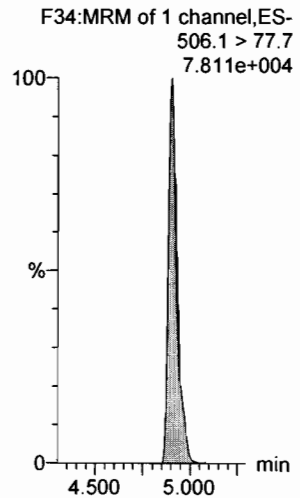
PFNS



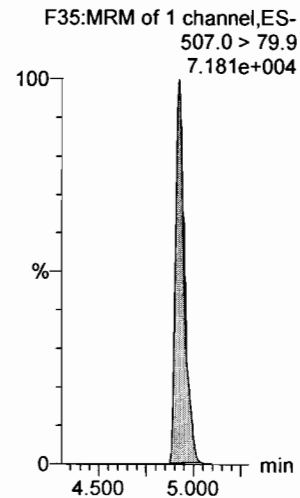
N-MeFOSAA



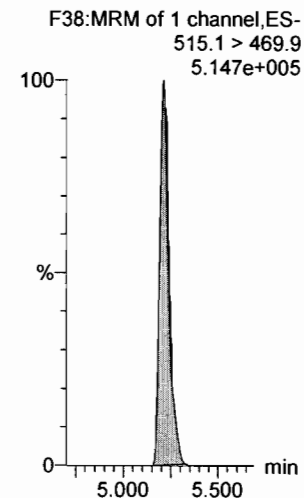
13C8-PFOSA



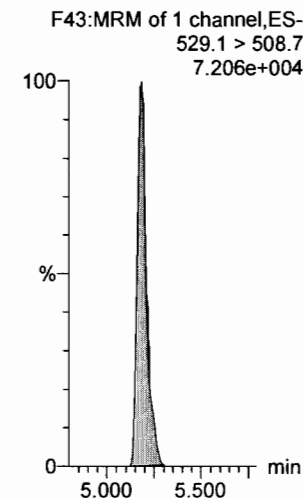
13C8-PFOS



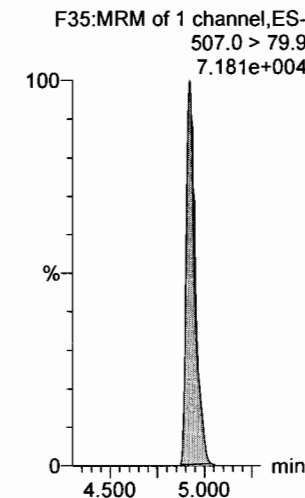
13C2-PFDA



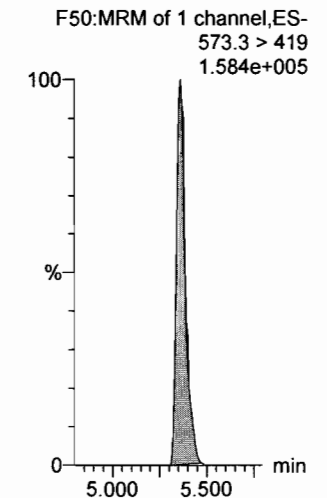
13C2-8:2 FTS



13C8-PFOS



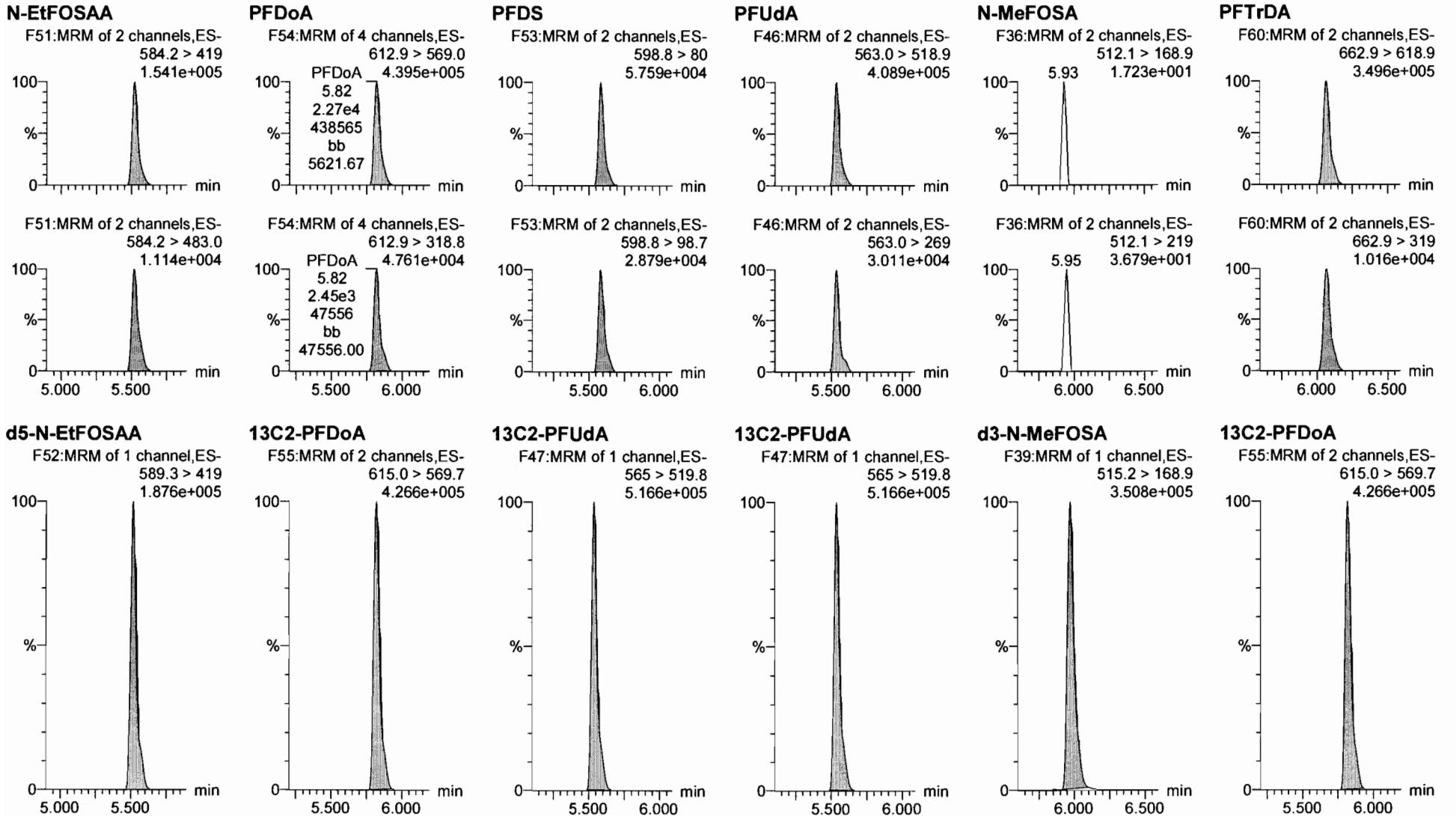
d3-N-MeFOSAA



Dataset: F:\Projects\PFAS.PRO\Results\180521M1\180521M1-17.qld

Last Altered: Monday, May 21, 2018 20:26:31 Pacific Daylight Time
Printed: Monday, May 21, 2018 20:26:55 Pacific Daylight Time

Name: 180521M1_17, Date: 21-May-2018, Time: 18:34:26, ID: ICV180521M1-1 PFC 537 ICV 18E1401, Description: PFC ICV 18E1401

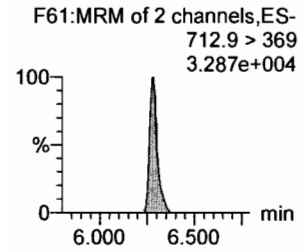
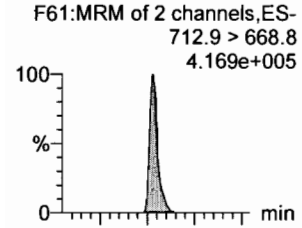


Dataset: F:\Projects\PFAS.PRO\Results\180521M1\180521M1-17.qld

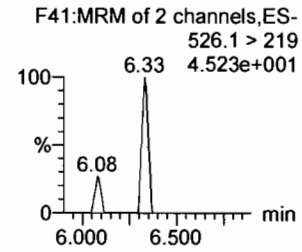
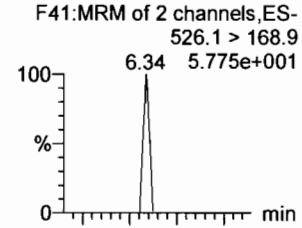
Last Altered: Monday, May 21, 2018 20:26:31 Pacific Daylight Time
Printed: Monday, May 21, 2018 20:26:55 Pacific Daylight Time

Name: 180521M1_17, Date: 21-May-2018, Time: 18:34:26, ID: ICV180521M1-1 PFC 537 ICV 18E1401, Description: PFC ICV 18E1401

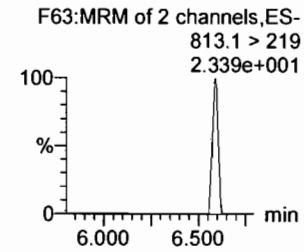
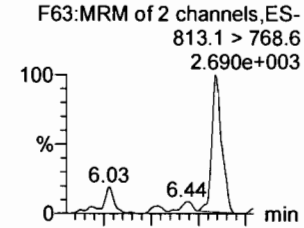
PFTeDA



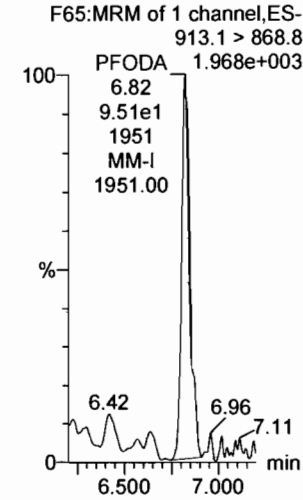
N-EtFOSA



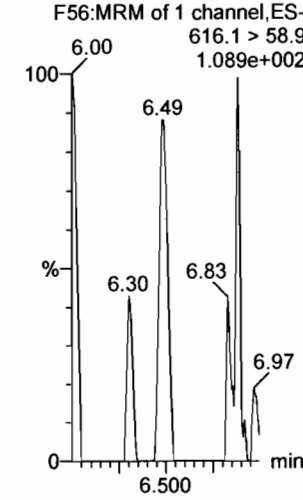
PFHxDA



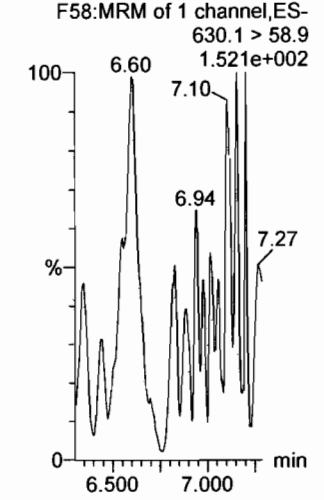
PFODA



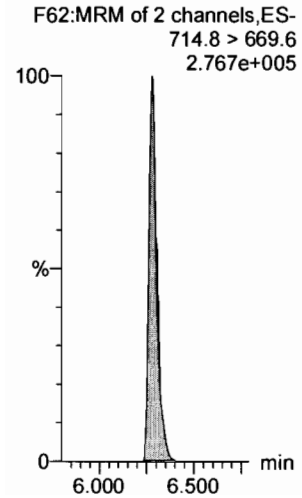
N-MeFOSE



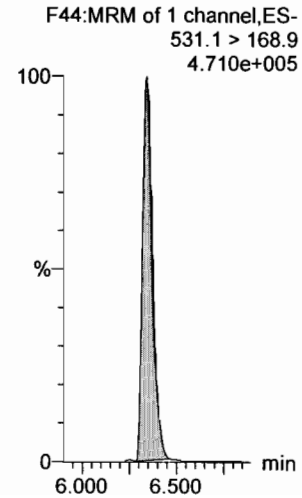
N-EtFOSE



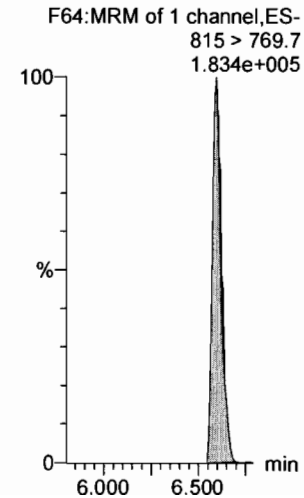
13C2-PFTeDA



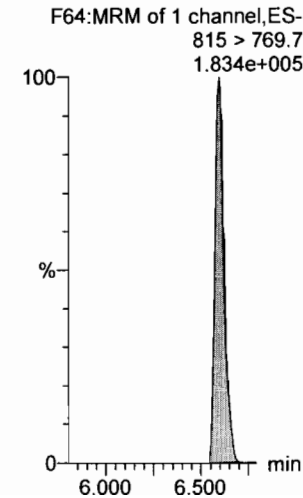
d5-N-ETFOSA



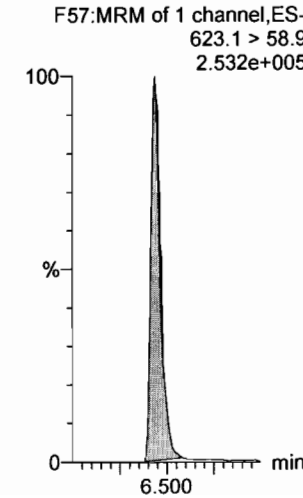
13C2-PFHxDA



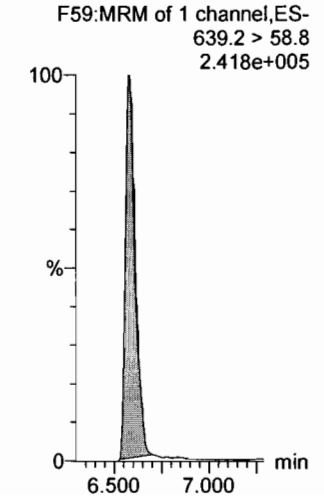
13C2-PFHxDA



d7-N-MeFOSE



d9-N-EtFOSE



Dataset: F:\Projects\PFAS.PRO\Results\180521M1\180521M1-17.qld

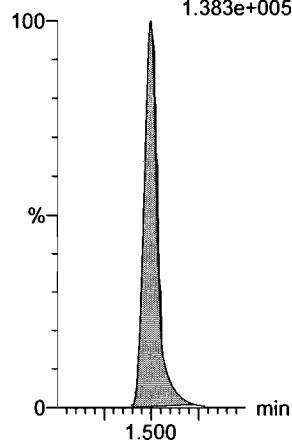
Last Altered: Monday, May 21, 2018 20:26:31 Pacific Daylight Time

Printed: Monday, May 21, 2018 20:26:55 Pacific Daylight Time

Name: 180521M1_17, Date: 21-May-2018, Time: 18:34:26, ID: ICV180521M1-1 PFC 537 ICV 18E1401, Description: PFC ICV 18E1401

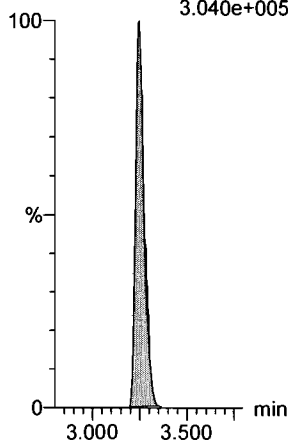
13C4-PFBA

F4:MRM of 1 channel,ES-
217. > 171.8
1.383e+005



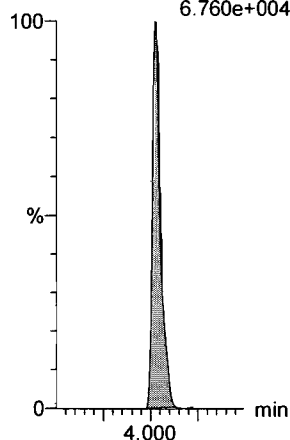
13C5-PFHxA

F11:MRM of 1 channel,ES-
318 > 272.9
3.040e+005



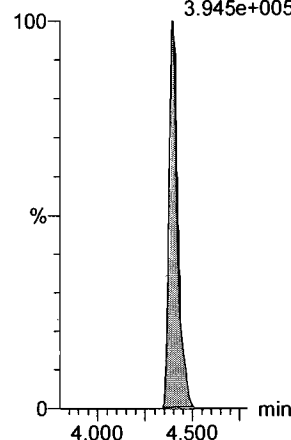
13C3-PFHxS

F19:MRM of 1 channel,ES-
401.9 > 79.9
6.760e+004



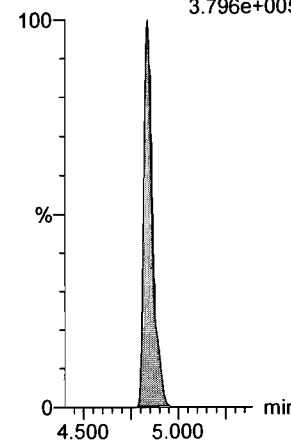
13C8-PFOA

F23:MRM of 1 channel,ES-
421.3 > 376
3.945e+005



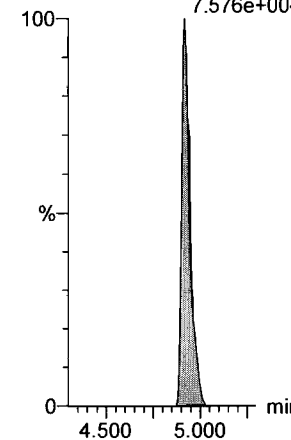
13C9-PFNA

F29:MRM of 1 channel,ES-
472.2 > 426.9
3.796e+005



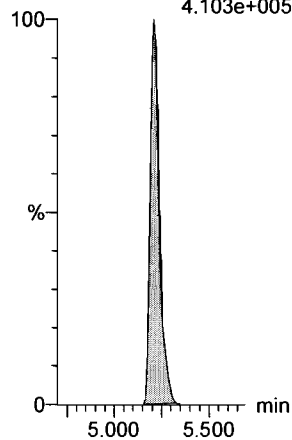
13C4-PFOS

F33:MRM of 1 channel,ES-
503 > 79.9
7.576e+004



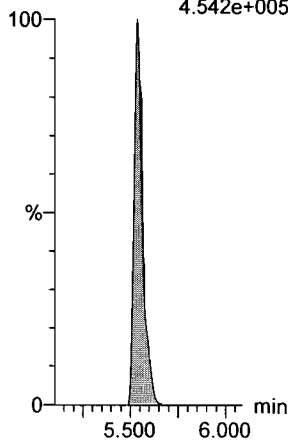
13C6-PFDA

F40:MRM of 1 channel,ES-
519.1 > 473.7
4.103e+005



13C7-PFUdA

F49:MRM of 1 channel,ES-
570.1 > 524.8
4.542e+005



Dataset: Untitled

Last Altered: Monday, May 21, 2018 20:31:18 Pacific Daylight Time

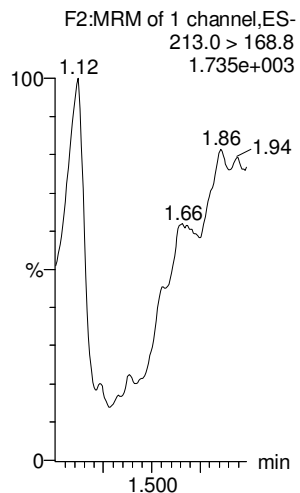
Printed: Monday, May 21, 2018 20:31:31 Pacific Daylight Time

Method: F:\Projects\PFAS.PRO\MethDB\PFAS_FULL_80C_052118.mdb 21 May 2018 20:25:56

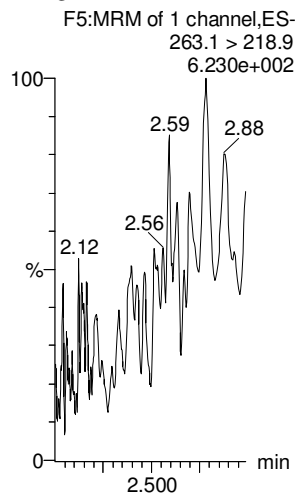
Calibration: F:\Projects\PFAS.PRO\CurveDB\C18_VAL-PFAS_Q4_05-21-18.cdb 21 May 2018 20:24:03

Name: 180521M1_16, Date: 21-May-2018, Time: 18:23:01, ID: IPA, Description: IPA

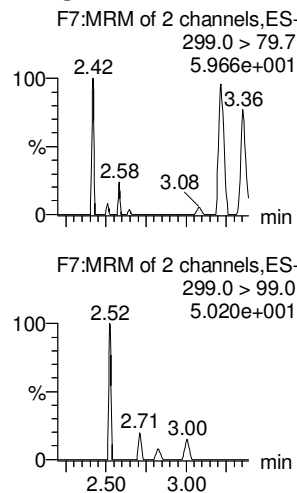
PFBA



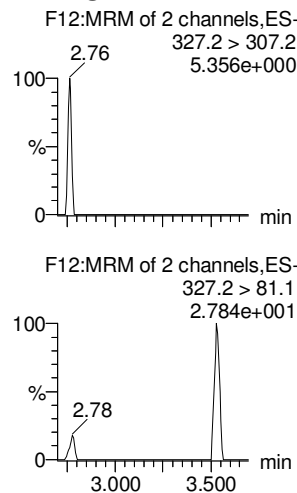
PFPeA



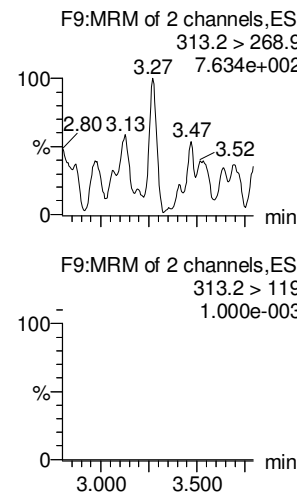
PFBS



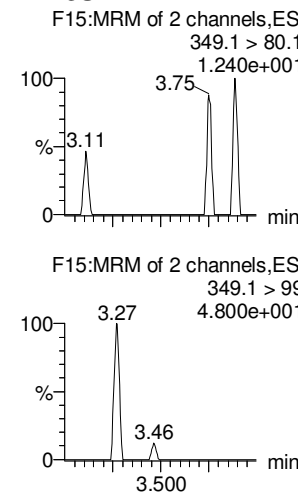
4:2 FTS



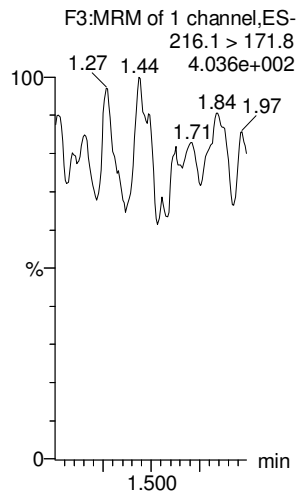
PFHxA



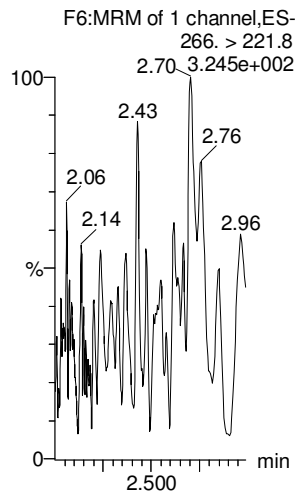
PFPeS



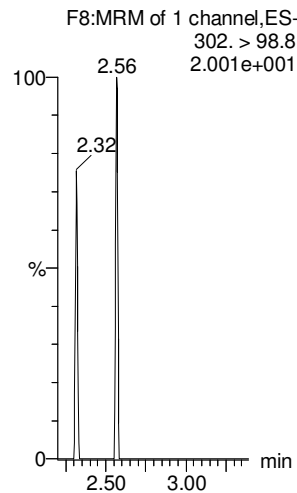
13C3-PFBA



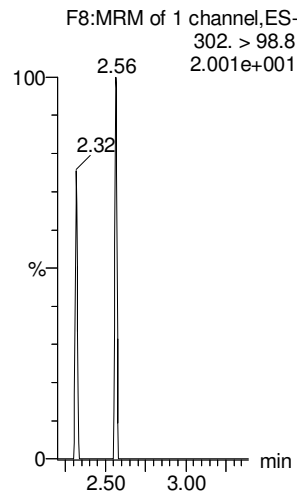
13C3-PFPeA




13C3-PFBS



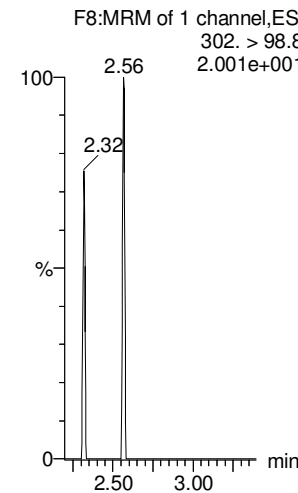
13C3-PFBS



13C2-PFHxA



13C3-PFBS



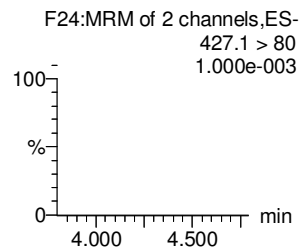
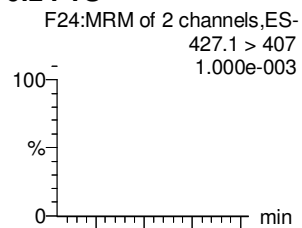
Dataset: Untitled

Last Altered: Monday, May 21, 2018 20:31:18 Pacific Daylight Time

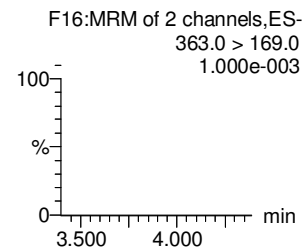
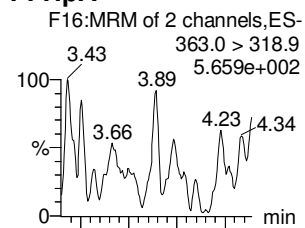
Printed: Monday, May 21, 2018 20:31:31 Pacific Daylight Time

Name: 180521M1_16, Date: 21-May-2018, Time: 18:23:01, ID: IPA, Description: IPA

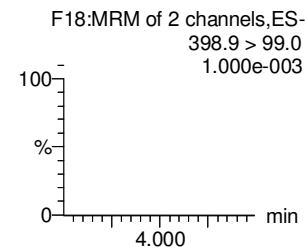
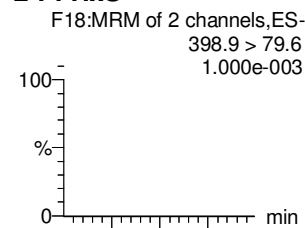
6:2 FTS



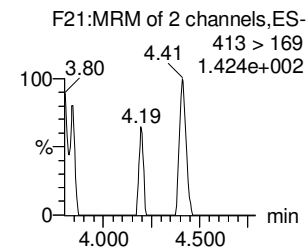
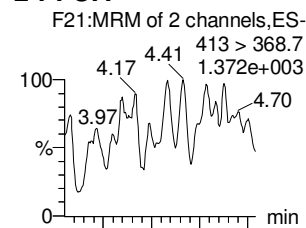
PFHpA



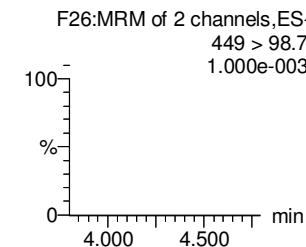
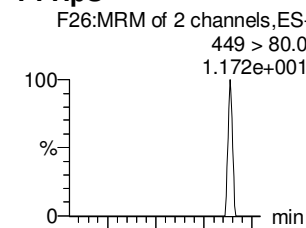
L-PFHxS



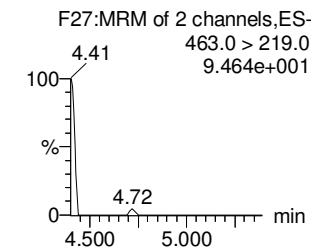
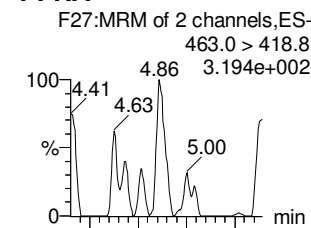
L-PFOA



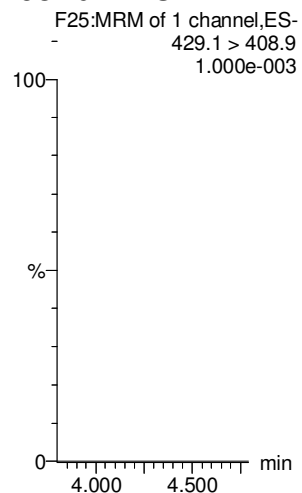
PFHpS



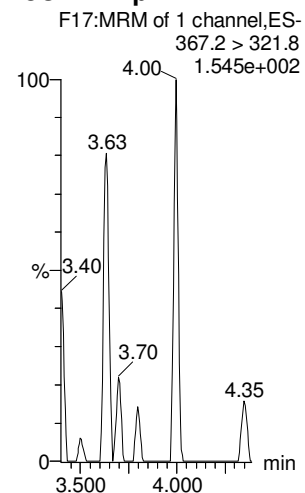
PFNA



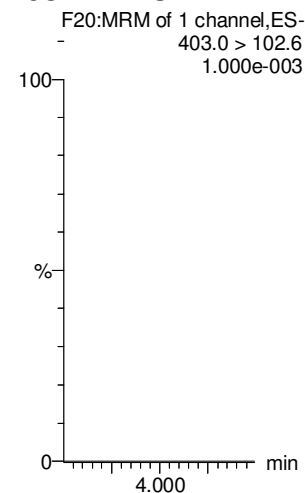
13C2-6:2 FTS



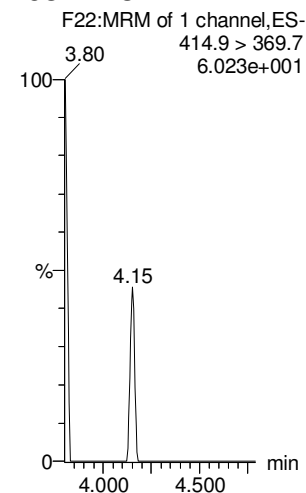
13C4-PFHpA



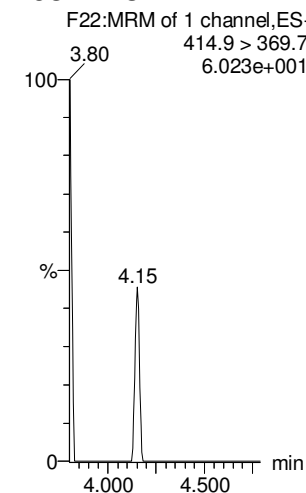
18O2-PFHxS



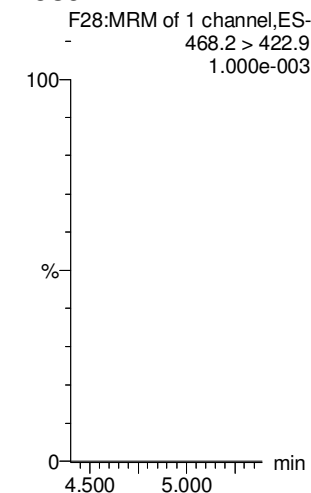
13C2-PFOA



13C2-PFOA



13C5-PFNA



Dataset: Untitled

Last Altered: Monday, May 21, 2018 20:31:18 Pacific Daylight Time

Printed: Monday, May 21, 2018 20:31:31 Pacific Daylight Time

Name: 180521M1_16, Date: 21-May-2018, Time: 18:23:01, ID: IPA, Description: IPA

PFOSA

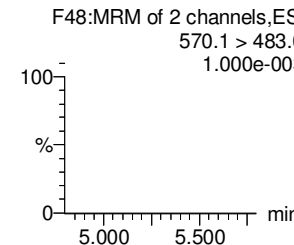
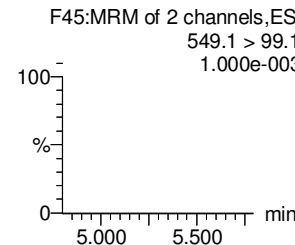
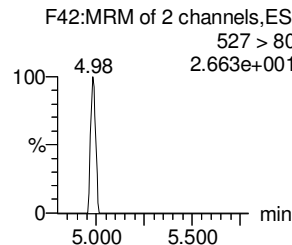
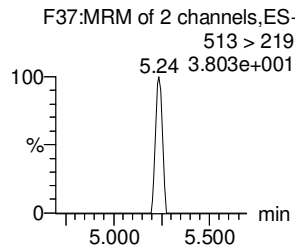
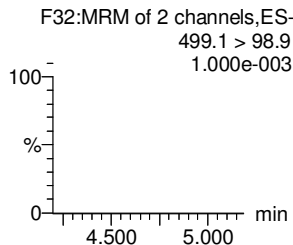
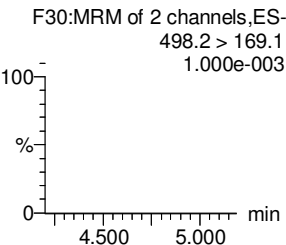
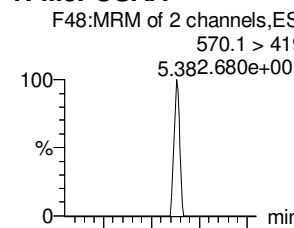
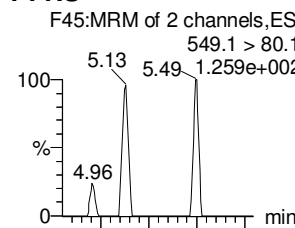
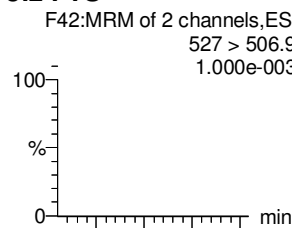
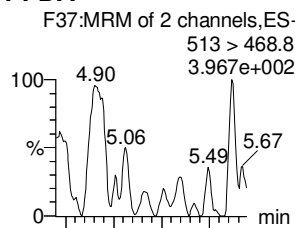

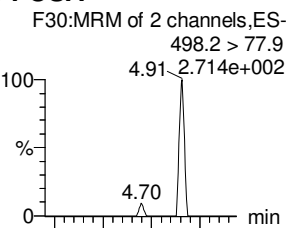
L-PFOS

PFDA

8:2 FTS

PFNS

N-MeFOSAA



13C8-PFOSA

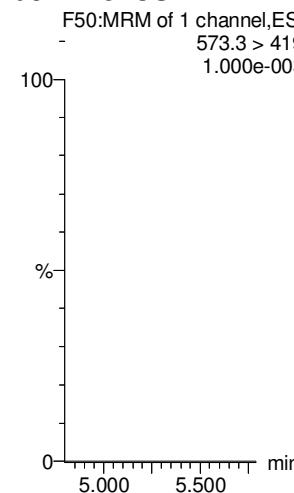
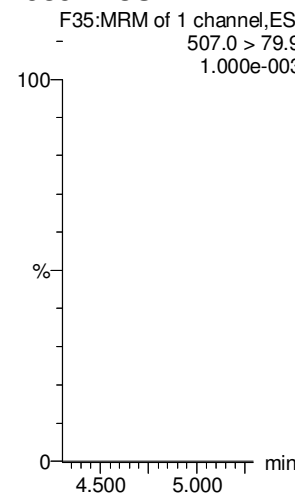
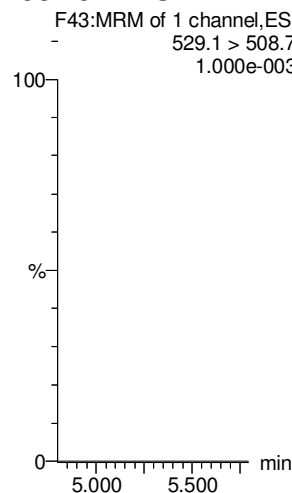
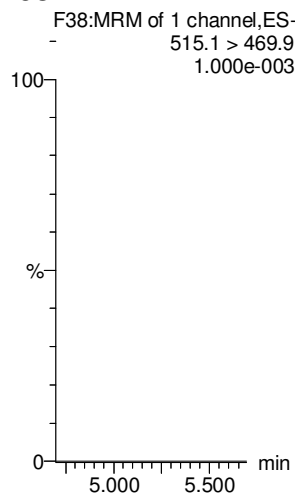
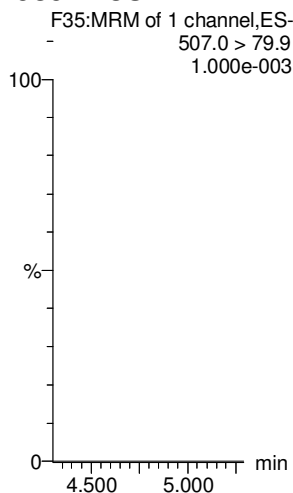
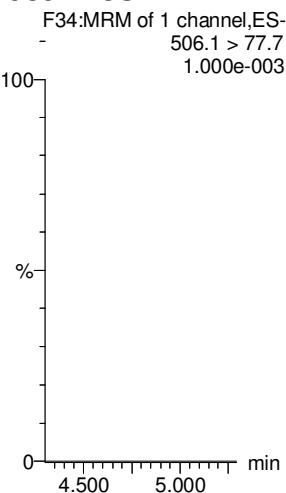
13C8-PFOS

13C2-PFDA

13C2-8:2 FTS

13C8-PFOS

d3-N-MeFOSAA



Dataset: Untitled

Last Altered: Monday, May 21, 2018 20:31:18 Pacific Daylight Time

Printed: Monday, May 21, 2018 20:31:31 Pacific Daylight Time

Name: 180521M1_16, Date: 21-May-2018, Time: 18:23:01, ID: IPA, Description: IPA

N-EtFOSAA

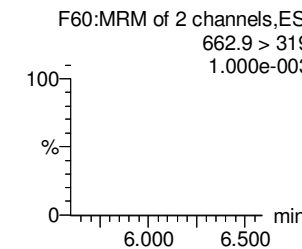
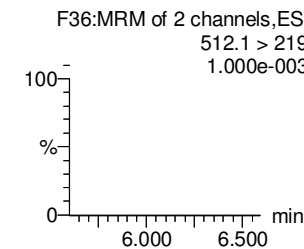
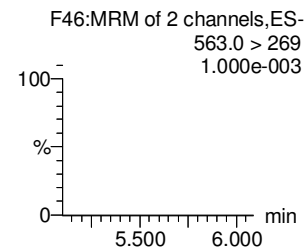
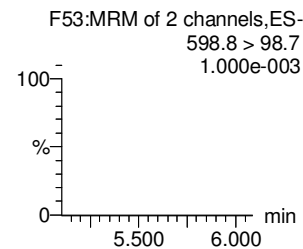
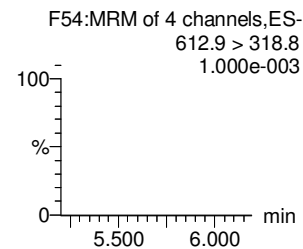
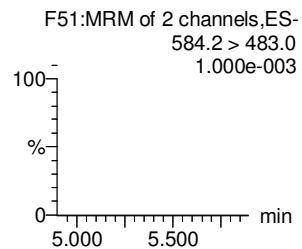
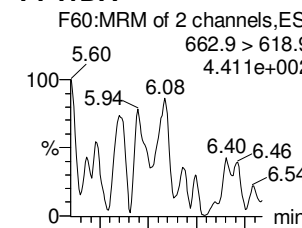
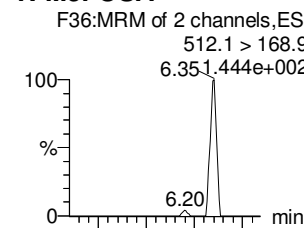
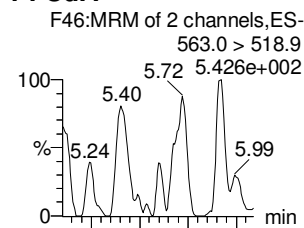
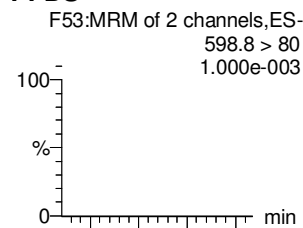
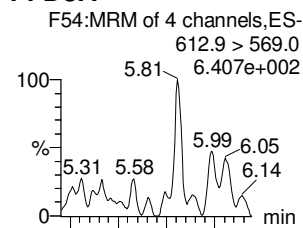
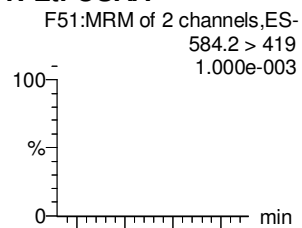
PFDoA

PFDS

PFUdA

N-MeFOSA

PFTrDA



d5-N-EtFOSAA

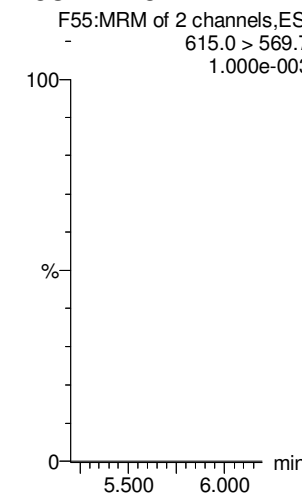
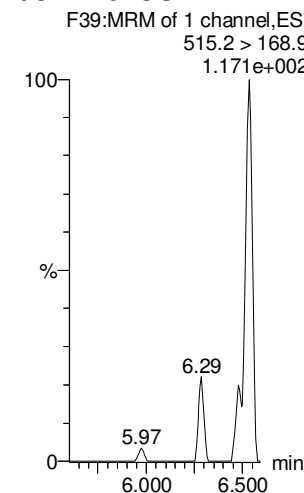
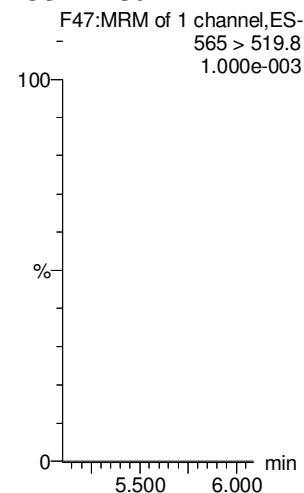
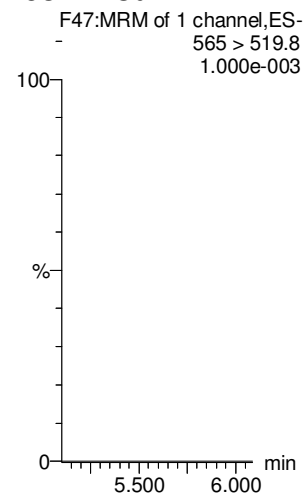
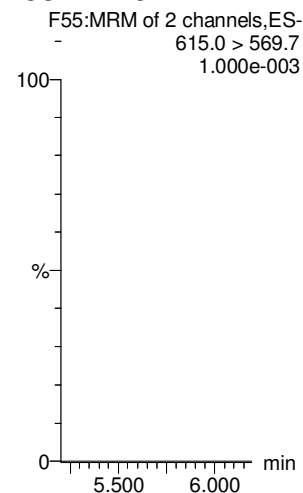
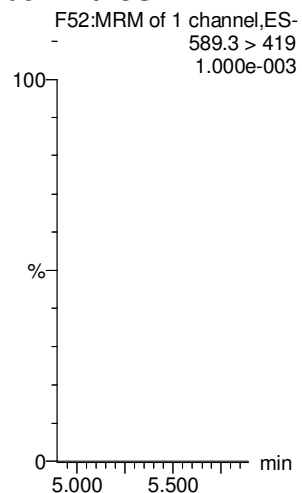
13C2-PFDoA

13C2-PFUdA

13C2-PFUdA

d3-N-MeFOSA

13C2-PFDoA



Dataset: Untitled

Last Altered: Monday, May 21, 2018 20:31:18 Pacific Daylight Time

Printed: Monday, May 21, 2018 20:31:31 Pacific Daylight Time

Name: 180521M1_16, Date: 21-May-2018, Time: 18:23:01, ID: IPA, Description: IPA

PFTeDA

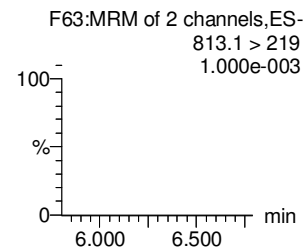
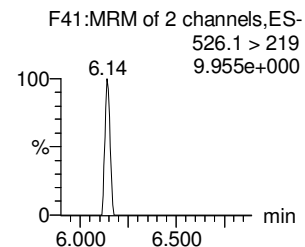
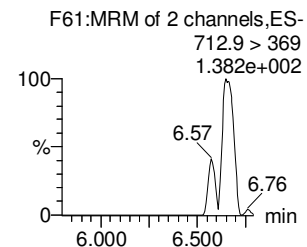
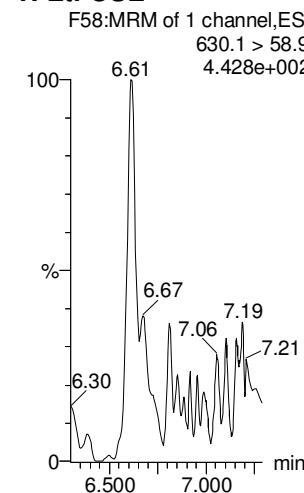
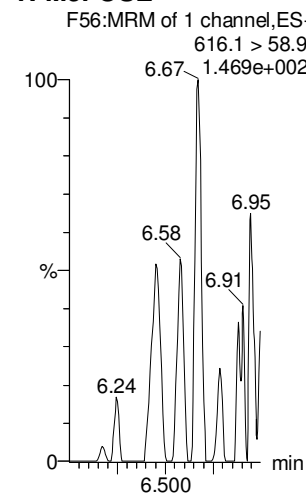
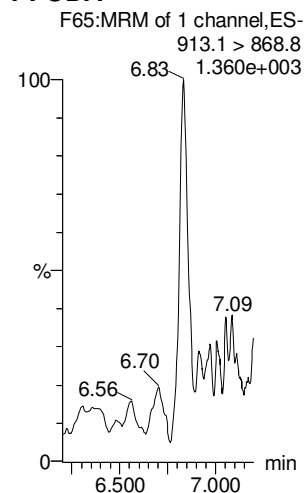
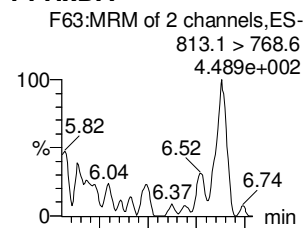
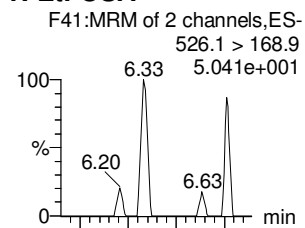
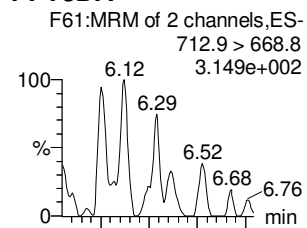
N-EtFOSA

PFHxDA

PFODA

N-MeFOSE

N-EtFOSE



13C2-PFTeDA

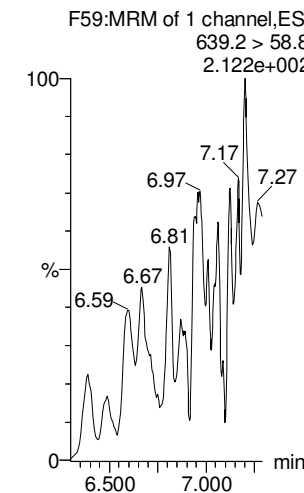
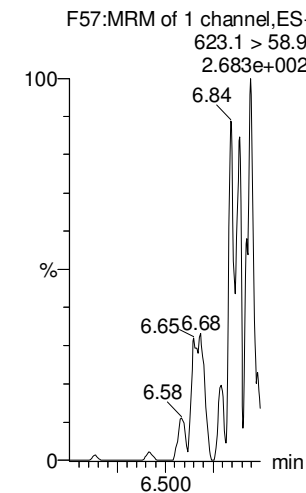
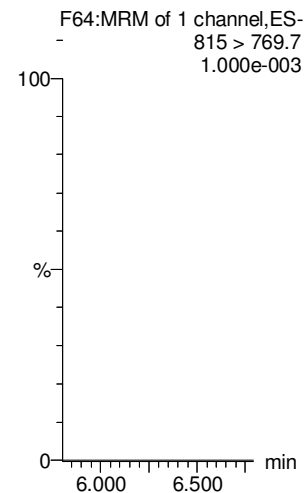
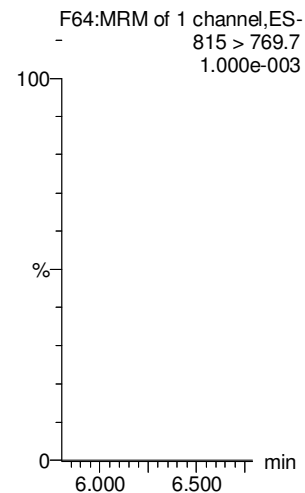
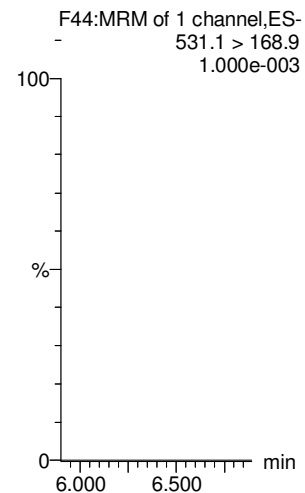
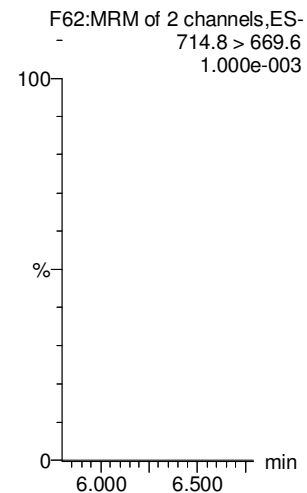
d5-N-ETFOSA

13C2-PFHxDA

13C2-PFHxDA

d7-N-MeFOSE

d9-N-EtFOSE



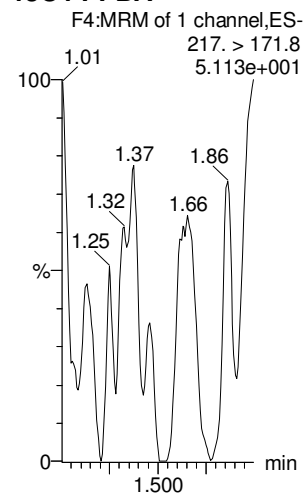
Dataset: Untitled

Last Altered: Monday, May 21, 2018 20:31:18 Pacific Daylight Time

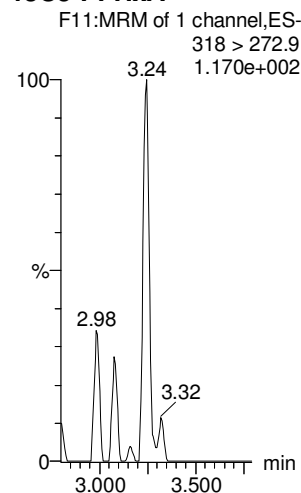
Printed: Monday, May 21, 2018 20:31:31 Pacific Daylight Time

Name: 180521M1_16, Date: 21-May-2018, Time: 18:23:01, ID: IPA, Description: IPA

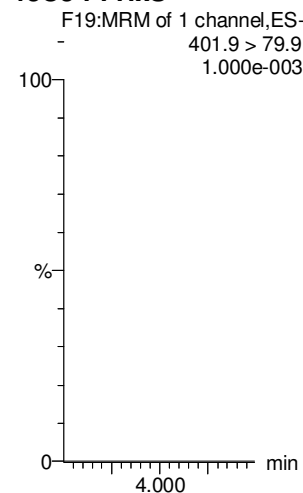
13C4-PFBA



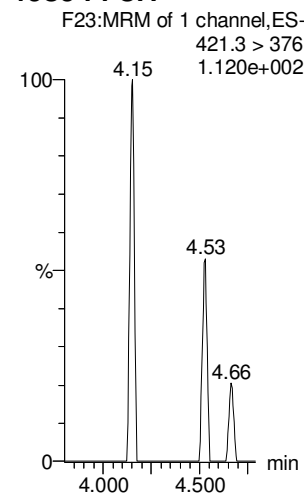
13C5-PFHxA



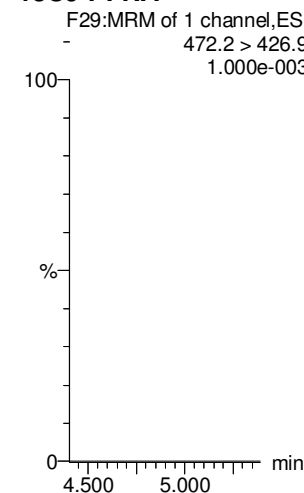
13C3-PFHxS



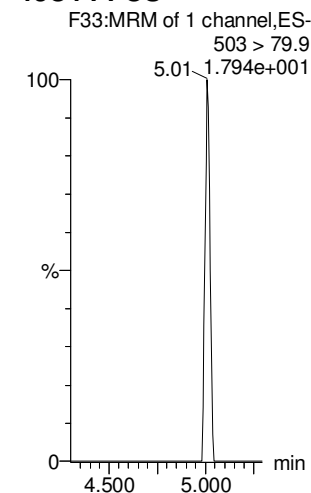
13C8-PFOA



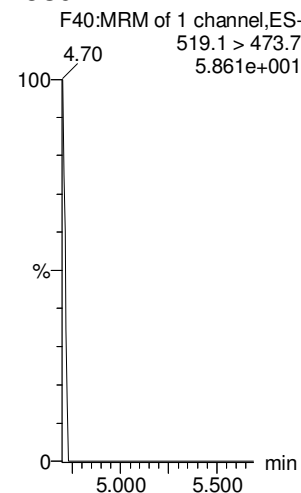
13C9-PFNA



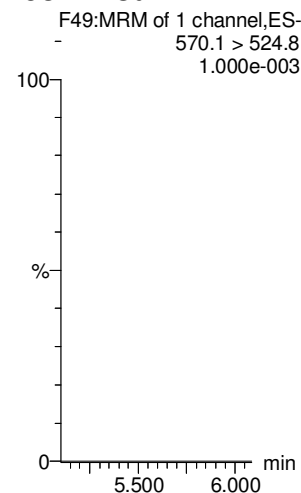
13C4-PFOS



13C6-PFDA



13C7-PFUdA



**DATA VALIDATION SUMMARY REPORT
NAS OCEANA, VIRGINIA BEACH, VIRGINIA**

Client: CH2M HILL, Inc., Virginia Beach, Virginia
 SDG: 1800888
 Laboratory: Vista Analytical Laboratory, El Dorado Hills, California
 Site: NAS Oceana, Virginia Beach, Virginia, CTO-WE14
 Date: June 12, 2018

PFCs			
EDS ID	Client Sample ID	Laboratory Sample ID	Matrix
1	OC-RW06-0518	1800888-01	Water
1MS	OC-RW06-0518MS	1800888-01MS	Water
1MSD	OC-RW06-0518MSD	1800888-01MSD	Water
2	OC-RW06P-0518	1800888-02	Water
3	OC-FB06-0518	1800888-03	Water

A full data validation was performed on the analytical data for two water samples and one aqueous field blank sample collected on May 4, 2018 by CH2M HILL at the NAS Oceana site in Virginia Beach, Virginia. The samples were analyzed under the EPA Method “Determination of Selected Perfluorinated Alkyl Acids in Drinking Water by Solid Phase Extraction and Liquid Chromatography/Tandem Mass Spectrometry (LC/MS/MS)”.

Specific method references are as follows:

Analysis
PFCs

Method References
USEPA Method 537 Modified

The data have been validated according to the protocols and quality control (QC) requirements of the analytical method, and the U.S. Department of Defense (DoD) Quality Systems Manual (QSM), Version 5.0 (July 2013) and the USEPA National Functional Guidelines for Organic Data Review as follows:

- The USEPA “Contract Laboratories Program National Functional Guidelines for Organic Superfund Methods Data Review,” January 2017;
- and the reviewer's professional judgment.

The following data quality indicators were reviewed for this report:

Organics

- Date Completeness, Case Narrative & Custody Documentation
- Holding times

- Initial and continuing calibration summaries
- Method blank and field QC blank contamination
- Internal Standards
- Matrix Spike/Matrix Spike Duplicate (MS/MSD) recoveries
- Laboratory Control Sample/Laboratory Control Sample Duplicate (LCS/LCSD) recoveries
- Target Compound Identification
- Compound Quantitation
- Field Duplicate sample precision

A full (Level IV) data validation was performed with this review including a recalculation of 10% of the detected results in the samples.

Data Usability Assessment

There were no rejections of data.

Overall the data is acceptable for the intended purposes. There were no qualifications.

Perfluorinated Compounds (PFCs)

Data Completeness, Case Narrative & Custody Documentation

- The case narrative and chain-of-custody documentation were included in the data package as required. All criteria were met.

Holding Times

- All samples were extracted within 14 days for water samples and analyzed within 28 days.

Initial Calibration

- All percent difference (%D) and/or correlation coefficients criteria were met.

Continuing Calibration

- All percent recovery (%R) criteria were met.

Method Blank

- The method blanks were free of contamination.

Field QC Blank

- The field blank samples were free of contamination.

Blank ID	Compound	Conc. ng/L	Qualifier	Affected Samples
OC-FB06-0518	None - ND	-	-	-

Internal Standards

- All criteria were met.

Matrix Spike/Matrix Spike Duplicate (MS/MSD) Recoveries

- The MS/MSD samples exhibited acceptable percent recoveries (%R) and RPD values.

Laboratory Control Sample (LCS)

- The LCS samples exhibited acceptable percent recoveries (%R).

Target Compound Identification

- All mass spectra and quantitation criteria were met.

Compound Quantitation

- All criteria were met.

Field Duplicate Sample Precision

- Field duplicate results are summarized below. The precision was acceptable.

PFCs				
Compound	OC-RW06-0518 ng/L	OC-RW06P-0518 ng/L	RPD	Qualifier
PFBS	2.11	2.22	5%	None
PFHpA	7.08	7.11	0%	
PFHxS	9.18	9.97	8%	
PFOA	26.6	23.8	11%	
PFOS	41.3	42.2	2%	
PFNA	2.50	3.85	43%	None - <5X LOQ

Please contact the undersigned at (757) 564-0090 if you have any questions or need further information.

Signed: Nancy Weaver
Nancy Weaver
Senior Chemist

Dated: 6/12/18

Data Qualifier	Definition
U	The analyte was analyzed for, but was not detected above the level of the reported sample quantitation limit.
J	The analyte is an estimated quantity. The associated numerical value is the approximate concentration of the analyte in the sample.
NJ	The analysis has been "tentatively identified" or "presumptively" as present and the associated numerical value is the estimated concentration in the samples.
UJ	The analyte was analyzed for but was not detected. The reported quantitation limit is approximate and may be inaccurate or imprecise.
R	The data are unusable. The sample results are rejected due to serious deficiencies in meeting QC criteria. The analyte may or may not be present in the samples.



Sample ID: OC-RW06-0518

PFAS Isotope Dilution Method

Client Data		Laboratory Data	
Name: CH2M Hill	Matrix: Drinking Water	Lab Sample: 1800888-01	Column: BEH C18
Project: CTO-WE14 OCEANA PFAS Residential DW Investi	Date Collected: 04-May-18 09:10	Date Received: 05-May-18 10:03	

Analyte	CAS Number	Conc. (ng/L)	DL	LOD	LOQ	Qualifiers	Batch	Extracted	Samp Size	Analyzed	Dilution
PFBS	375-73-5	2.11	1.82	5.08	8.14	J	B8E0067	18-May-18	0.123 L	22-May-18 14:18	I
PFHpA	375-85-9	7.08	0.601	5.08	8.14	J	B8E0067	18-May-18	0.123 L	22-May-18 14:18	I
PFHxS	355-46-4	9.18	0.963	5.08	8.14		B8E0067	18-May-18	0.123 L	22-May-18 14:18	I
PFOA	335-67-1	26.6	0.662	5.08	8.14		B8E0067	18-May-18	0.123 L	22-May-18 14:18	I
PFOS	1763-23-1	41.3	0.821	5.08	8.14		B8E0067	18-May-18	0.123 L	22-May-18 14:18	I
PFNA	375-95-1	2.50	0.824	5.08	8.14	J	B8E0067	18-May-18	0.123 L	22-May-18 14:18	I

Labeled Standards		% Recovery		Limits		Qualifiers		Samp Size		Dilution	
Type											
IS	13C3-PFBS	108		50 - 150			B8E0067	18-May-18	0.123 L	22-May-18 14:18	I
IS	13C4-PFHpA	105		50 - 150			B8E0067	18-May-18	0.123 L	22-May-18 14:18	I
IS	18O2-PFHxS	95.0		50 - 150			B8E0067	18-May-18	0.123 L	22-May-18 14:18	I
IS	13C2-PFOA	80.4		50 - 150			B8E0067	18-May-18	0.123 L	22-May-18 14:18	I
IS	13C8-PFOS	105		50 - 150			B8E0067	18-May-18	0.123 L	22-May-18 14:18	I
IS	13C5-PFNA	79.9		50 - 150			B8E0067	18-May-18	0.123 L	22-May-18 14:18	I

DL - Detection Limit
 LOD - Limit of Detection
 LOQ - Limit of Quantitation
 LCL-UCL- Lower control limit - upper control limit
 Results reported to the DL.
 When reported, PFHNS, PFOA and PFOS include both linear and branched isomers.
 Only the linear isomer is reported for all other analytes.

New 6/12/18

Sample ID: OC-RW06P-0518

PFAS Isotope Dilution Method

Client Data		Laboratory Data	
Name: CH2M Hill	Matrix: Drinking Water	Lab Sample: 1800888-02	Column: BEH C18
Project: CTO-WE14 OCEANA PFAS Residential DW Investi Date Collected: 04-May-18 09:11		Date Received: 05-May-18 10:03	

Analyte	CAS Number	Conc. (ng/L)	DL	LOD	LOQ	Qualifiers	Batch	Extracted	Samp Size	Analyzed	Dilution
PFBS	375-73-5	2.22	1.82	5.08	8.15	J	B8E0067	18-May-18	0.123 L	22-May-18 14:30	I
PFHpA	375-85-9	7.11	0.602	5.08	8.15	J	B8E0067	18-May-18	0.123 L	22-May-18 14:30	I
PFHxS	355-46-4	9.97	0.965	5.08	8.15		B8E0067	18-May-18	0.123 L	22-May-18 14:30	I
PFOA	335-67-1	23.8	0.663	5.08	8.15		B8E0067	18-May-18	0.123 L	22-May-18 14:30	I
PFOS	1763-23-1	42.2	0.822	5.08	8.15		B8E0067	18-May-18	0.123 L	22-May-18 14:30	I
PFNA	375-95-1	3.85	0.825	5.08	8.15	J	B8E0067	18-May-18	0.123 L	22-May-18 14:30	I

Labeled Standards	Type	% Recovery	Limits	Qualifiers	Batch	Extracted	Samp Size	Analyzed	Dilution
13C3-PFBS	IS	115	50 - 150		B8E0067	18-May-18	0.123 L	22-May-18 14:30	I
13C4-PFHpA	IS	103	50 - 150		B8E0067	18-May-18	0.123 L	22-May-18 14:30	I
18O2-PFHxS	IS	95.5	50 - 150		B8E0067	18-May-18	0.123 L	22-May-18 14:30	I
13C2-PFOA	IS	85.3	50 - 150		B8E0067	18-May-18	0.123 L	22-May-18 14:30	I
13C8-PFOS	IS	98.3	50 - 150		B8E0067	18-May-18	0.123 L	22-May-18 14:30	I
13C5-PFNA	IS	82.9	50 - 150		B8E0067	18-May-18	0.123 L	22-May-18 14:30	I

DL - Detection Limit
 LOD - Limit of Detection
 LOQ - Limit of quantitation
 LCL-UCL- Lower control limit - upper control limit
 Results reported to the DL.
 When reported, PFHxS, PFOA and PFOS include both linear and branched isomers.
 Only the linear isomer is reported for all other analytes.

rw6 hz h8

Sample ID: OC-FB06-0518

PFAS Isotope Dilution Method

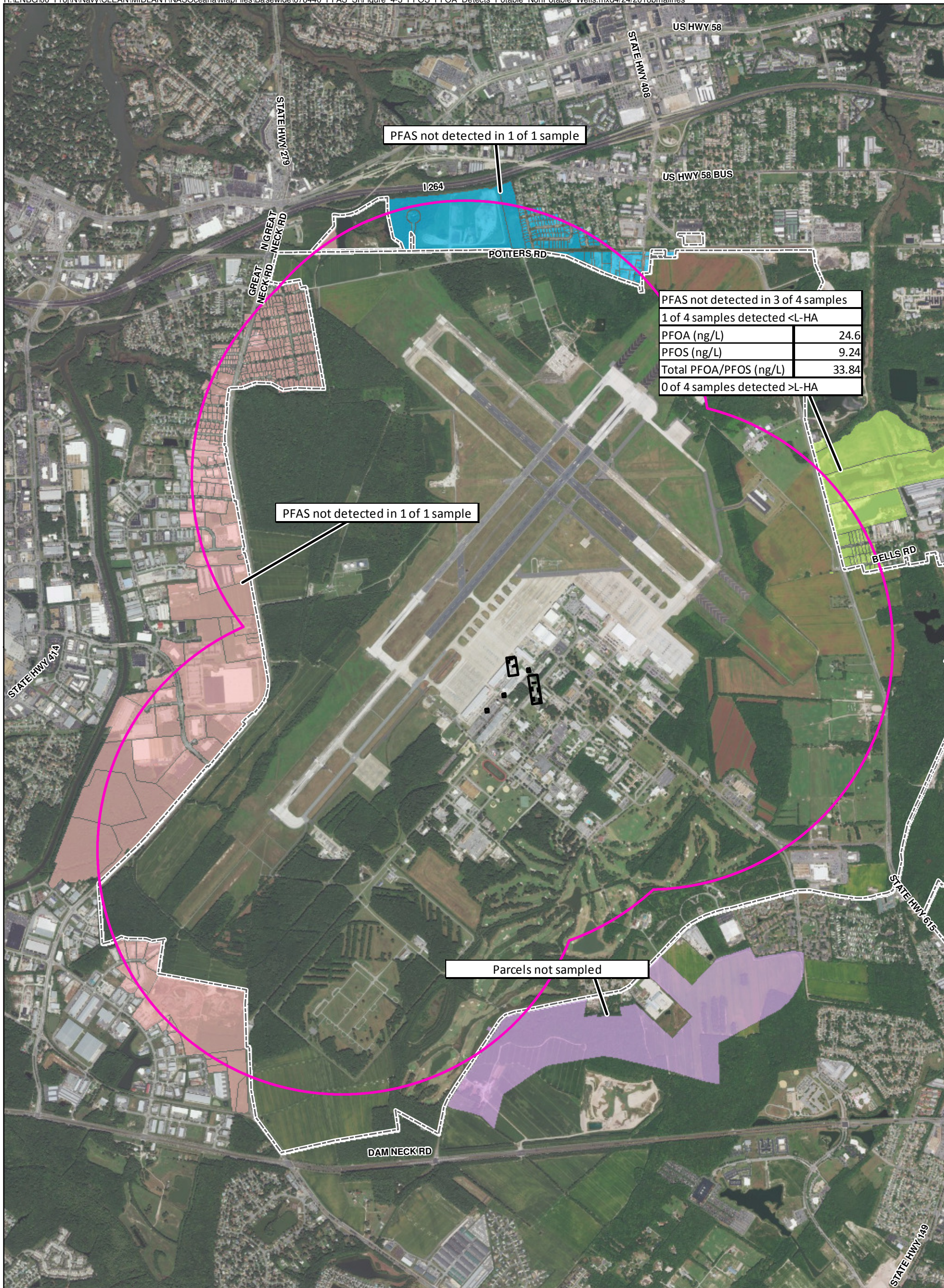
Client Data		Laboratory Data	
Name: CH2M Hill	Matrix: Drinking Water	Lab Sample: 1800888-03	Column: BEH C18
Project: CTO-WE14 OCEANA PFAS Residential DW Investi	Date Collected: 04-May-18 09:12	Date Received: 05-May-18 10:03	

Analyte	CAS Number	Conc. (ng/L)	DL	LOD	LOQ	Qualifiers	Batch	Extracted	Samp Size	Analyzed	Dilution
PFBS	375-73-5	ND	1.89	5.30	8.46		B8E0067	18-May-18	0.118 L	22-May-18 14:41	1
PFHpA	375-85-9	ND	0.625	5.30	8.46		B8E0067	18-May-18	0.118 L	22-May-18 14:41	1
PFHxS	355-46-4	ND	1.00	5.30	8.46		B8E0067	18-May-18	0.118 L	22-May-18 14:41	1
PFOA	335-67-1	ND	0.688	5.30	8.46		B8E0067	18-May-18	0.118 L	22-May-18 14:41	1
PFOS	1763-23-1	ND	0.853	5.30	8.46		B8E0067	18-May-18	0.118 L	22-May-18 14:41	1
PFNA	375-95-1	ND	0.856	5.30	8.46		B8E0067	18-May-18	0.118 L	22-May-18 14:41	1

Labeled Standards	Type	% Recovery	DL	Limits	Qualifiers	Batch	Extracted	Samp Size	Analyzed	Dilution
13C3-PFBS	IS	100		50 - 150		B8E0067	18-May-18	0.118 L	22-May-18 14:41	1
13C4-PFHpA	IS	95.0		50 - 150		B8E0067	18-May-18	0.118 L	22-May-18 14:41	1
18O2-PFHxS	IS	90.6		50 - 150		B8E0067	18-May-18	0.118 L	22-May-18 14:41	1
13C2-PFOA	IS	80.1		50 - 150		B8E0067	18-May-18	0.118 L	22-May-18 14:41	1
13C8-PFOS	IS	91.7		50 - 150		B8E0067	18-May-18	0.118 L	22-May-18 14:41	1
13C5-PFNA	IS	80.0		50 - 150		B8E0067	18-May-18	0.118 L	22-May-18 14:41	1

DL - Detection Limit
 LOD - Limit of Detection
 LOQ - Limit of quantitation
 LCL-UCL - Lower control limit - upper control limit
 Results reported to the DL
 When reported, PFHxS, PFOA and PFOS include both linear and branched isomers.
 Only the linear isomer is reported for all other analytes.

new 6/12/18



- Legend**
- Non-Core Target Treatment Area (2004)
 - - Core Target Treatment Area (2004) (Core)
 - ▭ Sampling Area
 - ▭ Installation Boundary
 - Off-Base Parcels**
 - ▭ East
 - ▭ North
 - ▭ South
 - ▭ West

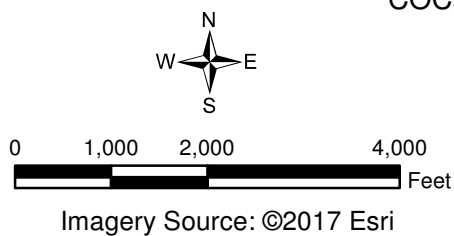


Figure 4-3
COCs Detections in Potable Wells Sampled from Parcels Located Off-Base
Basewide Per- and Polyfluoroalkyl Substances Site Inspection Report
NAS Oceana, Virginia Beach, Virginia