



**Off-Base Drinking Water Sample Results,
Level 2 Laboratory Report, Level 4 Laboratory Report,
Electronic Data Deliverable, Data Validation Report,
and the Sample Location Figure, SDG 1803231**

*Naval Air Station Oceana
Virginia Beach, Virginia*

July 2019

October 17, 2018

Vista Work Order No. 1803231

Mr. Andrew Lairson
CH2M Hill
5701 Cleveland St, Suite 200
Virginia Beach, VA 23462

Dear Mr. Lairson,

Enclosed are the results for the sample set received at Vista Analytical Laboratory on October 03, 2018 under your Project Name '678440.SI.SI.01'.

Vista Analytical Laboratory is committed to serving you effectively. If you require additional information, please contact me at 916-673-1520 or by email at mmaier@vista-analytical.com.

Thank you for choosing Vista as part of your analytical support team.

Sincerely,

Martha Maier
Laboratory Director



Vista Analytical Laboratory certifies that the report herein meets all the requirements set forth by NELAP for those applicable test methods. Results relate only to the samples as received by the laboratory. This report should not be reproduced except in full without the written approval of Vista.

Vista Work Order No. 1803231

Case Narrative

Sample Condition on Receipt:

Two drinking water and five ground water samples were received in good condition and within the method temperature requirements. The samples were received and stored securely in accordance with Vista standard operating procedures and EPA methodology.

Analytical Notes:

PFAS Isotope Dilution Method

The samples were extracted and analyzed for a selected list of PFAS using the PFAS Isotope Dilution Method (Modified EPA Method 537). The results for PFHxS, PFOA and PFOS include both linear and branched isomers. Results for all other analytes include the linear isomers only.

Holding Times

The samples were extracted and analyzed within the method hold times.

Quality Control

The Initial Calibration and Continuing Calibration Verifications met the method acceptance criteria.

A Method Blank and Ongoing Precision and Recovery (OPR) sample were extracted and analyzed with the preparation batch. No analytes were detected in the Method Blank above 1/2 the LOQ. The OPR recoveries were within the method acceptance criteria.

As requested, an MS/MSD was performed on samples "OCSTR-WL01-1018" and "OC-MW0SD-1018". The MS recovery was out of the acceptance criteria for PFOA in "OCSTR-WL01-1018". All other MS/MSD recoveries and RPDs were within the acceptance criteria.

The labeled standard recoveries for all QC and field samples were within the acceptance criteria.

TABLE OF CONTENTS

Case Narrative.....	1
Table of Contents.....	3
Sample Inventory.....	4
Analytical Results.....	5
Qualifiers.....	17
Certifications.....	18
Sample Receipt.....	21

Sample Inventory Report

Vista Sample ID	Client Sample ID	Sampled	Received	Components/Containers
1803231-01	OCSTR-WL01-1018	MS/MSD02-Oct-18 13:15	03-Oct-18 09:50	HDPE Bottle, 125 mL HDPE Bottle, 125 mL HDPE Bottle, 125 mL HDPE Bottle, 125 mL HDPE Bottle, 125 mL HDPE Bottle, 125 mL
1803231-02	OCSTR-FB01-1018	02-Oct-18 13:16	03-Oct-18 09:50	HDPE Bottle, 125 mL HDPE Bottle, 125 mL
1803231-03	OC-MW0SD-1018	MS/MSD02-Oct-18 14:50	03-Oct-18 09:50	HDPE Bottle, 125 mL HDPE Bottle, 125 mL HDPE Bottle, 125 mL HDPE Bottle, 125 mL HDPE Bottle, 125 mL
1803231-04	OC-FB-100218	02-Oct-18 14:55	03-Oct-18 09:50	HDPE Bottle, 125 mL HDPE Bottle, 125 mL
1803231-05	MW-BG01-1018	02-Oct-18 15:45	03-Oct-18 09:50	HDPE Bottle, 125 mL HDPE Bottle, 125 mL
1803231-06	MW-BG01P-1018	02-Oct-18 15:50	03-Oct-18 09:50	HDPE Bottle, 125 mL HDPE Bottle, 125 mL
1803231-07	OC-EB01-100218	02-Oct-18 16:20	03-Oct-18 09:50	HDPE Bottle, 125 mL HDPE Bottle, 125 mL

ANALYTICAL RESULTS

Sample ID: Method Blank **PFAS Isotope Dilution Method**

Client Data				Laboratory Data							
Name:	CH2M Hill	Matrix:	Aqueous	Lab Sample:	B8J0057-BLK1	Column:	BEH C18				
Project:	678440.SI.SI.01										

Analyte	CAS Number	Conc. (ng/L)	DL	LOD	LOQ	Qualifiers	Batch	Extracted	Samp Size	Analyzed	Dilution
PFBS	375-73-5	ND	2.74	4.00	8.00		B8J0057	15-Oct-18	0.125 L	17-Oct-18 00:25	1
PFHpA	375-85-9	ND	2.74	4.00	8.00		B8J0057	15-Oct-18	0.125 L	17-Oct-18 00:25	1
PFHxS	355-46-4	ND	2.74	4.00	8.00		B8J0057	15-Oct-18	0.125 L	17-Oct-18 00:25	1
PFOA	335-67-1	ND	2.74	4.00	8.00		B8J0057	15-Oct-18	0.125 L	17-Oct-18 00:25	1
PFOS	1763-23-1	ND	2.74	4.00	8.00		B8J0057	15-Oct-18	0.125 L	17-Oct-18 00:25	1
PFNA	375-95-1	ND	2.74	4.00	8.00		B8J0057	15-Oct-18	0.125 L	17-Oct-18 00:25	1

Labeled Standards	Type	% Recovery	Limits	Qualifiers	Batch	Extracted	Samp Size	Analyzed	Dilution
13C3-PFBS	IS	98.5	50 - 150		B8J0057	15-Oct-18	0.125 L	17-Oct-18 00:25	1
13C4-PFHpA	IS	111	50 - 150		B8J0057	15-Oct-18	0.125 L	17-Oct-18 00:25	1
18O2-PFHxS	IS	95.9	50 - 150		B8J0057	15-Oct-18	0.125 L	17-Oct-18 00:25	1
13C2-PFOA	IS	104	50 - 150		B8J0057	15-Oct-18	0.125 L	17-Oct-18 00:25	1
13C8-PFOS	IS	90.8	50 - 150		B8J0057	15-Oct-18	0.125 L	17-Oct-18 00:25	1
13C5-PFNA	IS	83.2	50 - 150		B8J0057	15-Oct-18	0.125 L	17-Oct-18 00:25	1

DL - Detection Limit

LOD - Limit of Detection

Results reported to the DL.

LOQ - Limit of quantitation

When reported, PFHxS, PFOA, PFOS, MeFOSAA and EtFOSAA include both linear and branched isomers. Only the linear isomer is reported for all other analytes.

Sample ID: OPR						PFAS Isotope Dilution Method					
Client Data					Laboratory Data						
Name:	CH2M Hill	Matrix:	Aqueous			Lab Sample:	B8J0057-BS1	Column:	BEH C18		
Project:	678440.SI.SI.01										
Analyte	CAS Number	Amt Found (ng/L)	Spike Amt	% Rec	Limits	Qualifiers	Batch	Extracted	Samp Size	Analyzed	Dilution
PFBS	375-73-5	62.6	80.0	78.2	70 - 130		B8J0057	15-Oct-18	0.125 L	17-Oct-18 00:15	1
PFHpA	375-85-9	63.8	80.0	79.7	70 - 130		B8J0057	15-Oct-18	0.125 L	17-Oct-18 00:15	1
PFHxS	355-46-4	69.8	80.0	87.3	70 - 130		B8J0057	15-Oct-18	0.125 L	17-Oct-18 00:15	1
PFOA	335-67-1	57.9	80.0	72.4	70 - 130		B8J0057	15-Oct-18	0.125 L	17-Oct-18 00:15	1
PFOS	1763-23-1	63.6	80.0	79.5	70 - 130		B8J0057	15-Oct-18	0.125 L	17-Oct-18 00:15	1
PFNA	375-95-1	67.1	80.0	83.9	70 - 130		B8J0057	15-Oct-18	0.125 L	17-Oct-18 00:15	1
Labeled Standards	Type			% Rec	Limits	Qualifiers	Batch	Extracted	Samp Size	Analyzed	Dilution
13C3-PFBS	IS			101	50- 150		B8J0057	15-Oct-18	0.125 L	17-Oct-18 00:15	1
13C4-PFHpA	IS			110	50- 150		B8J0057	15-Oct-18	0.125 L	17-Oct-18 00:15	1
18O2-PFHxS	IS			101	50- 150		B8J0057	15-Oct-18	0.125 L	17-Oct-18 00:15	1
13C2-PFOA	IS			99.6	50- 150		B8J0057	15-Oct-18	0.125 L	17-Oct-18 00:15	1
13C8-PFOS	IS			96.9	50- 150		B8J0057	15-Oct-18	0.125 L	17-Oct-18 00:15	1
13C5-PFNA	IS			80.8	50- 150		B8J0057	15-Oct-18	0.125 L	17-Oct-18 00:15	1

Sample ID: OCSTR-WL01-1018 **PFAS Isotope Dilution Method**

Client Data				Laboratory Data			
Name:	CH2M Hill	Matrix:	Drinking Water	Lab Sample:	1803231-01	Column:	BEH C18
Project:	678440.SI.SI.01	Date Collected:	02-Oct-18 13:15	Date Received:	03-Oct-18 09:50		

Analyte	CAS Number	Conc. (ng/L)	DL	LOD	LOQ	Qualifiers	Batch	Extracted	Samp Size	Analyzed	Dilution
PFBS	375-73-5	ND	3.00	4.39	8.76		B8J0057	15-Oct-18	0.114 L	17-Oct-18 01:18	1
PFHpA	375-85-9	ND	3.00	4.39	8.76		B8J0057	15-Oct-18	0.114 L	17-Oct-18 01:18	1
PFHxS	355-46-4	ND	3.00	4.39	8.76		B8J0057	15-Oct-18	0.114 L	17-Oct-18 01:18	1
PFOA	335-67-1	ND	3.00	4.39	8.76		B8J0057	15-Oct-18	0.114 L	17-Oct-18 01:18	1
PFOS	1763-23-1	ND	3.00	4.39	8.76		B8J0057	15-Oct-18	0.114 L	17-Oct-18 01:18	1
PFNA	375-95-1	ND	3.00	4.39	8.76		B8J0057	15-Oct-18	0.114 L	17-Oct-18 01:18	1

Labeled Standards	Type	% Recovery	Limits	Qualifiers	Batch	Extracted	Samp Size	Analyzed	Dilution
13C3-PFBS	IS	97.7	50 - 150		B8J0057	15-Oct-18	0.114 L	17-Oct-18 01:18	1
13C4-PFHpA	IS	104	50 - 150		B8J0057	15-Oct-18	0.114 L	17-Oct-18 01:18	1
18O2-PFHxS	IS	90.4	50 - 150		B8J0057	15-Oct-18	0.114 L	17-Oct-18 01:18	1
13C2-PFOA	IS	95.6	50 - 150		B8J0057	15-Oct-18	0.114 L	17-Oct-18 01:18	1
13C8-PFOS	IS	90.6	50 - 150		B8J0057	15-Oct-18	0.114 L	17-Oct-18 01:18	1
13C5-PFNA	IS	80.6	50 - 150		B8J0057	15-Oct-18	0.114 L	17-Oct-18 01:18	1

DL - Detection Limit

LOD - Limit of Detection

LOQ - Limit of quantitation

Results reported to the DL.

When reported, PFHxS, PFOA, PFOS, MeFOSAA and EtFOSAA include both linear and branched isomers. Only the linear isomer is reported for all other analytes.

Sample ID: OCSTR-WL01-1018

PFAS Isotope Dilution Method

Name:	CH2M Hill	Lab Sample:	B8J0057-MS1/B8J0057-MSD1	Source Lab Sample:	1803231-01
Project:	678440.SI.SI.01	QC Batch:	B8J0057	Date Extracted:	15-Oct-18
Matrix:	Aqueous	Samp Size:	0.116/0.113 L	Column:	BEH C18

Analyte	CAS Number	Sample (ng/L)	MS (ng/L)	MS Spike Amt	MS % Rec	MS Quals	MSD (ng/L)	MSD Spike Amt	MSD % Rec	RPD	MSD Quals	%Rec Limits	RPD Limits	MS Analyzed	MS Dil	MSD Analyzed	MSD Dil
PFBS	375-73-5	ND	65.3	86.0	75.9		66.1	88.3	74.9	1.33		70-130	30	17-Oct-18 00:36	1	17-Oct-18 00:47	1
PFHpA	375-85-9	ND	67.7	86.0	78.7		70.0	88.3	79.2	0.633		70-130	30	17-Oct-18 00:36	1	17-Oct-18 00:47	1
PFHxS	355-46-4	ND	73.6	86.0	85.6		77.7	88.3	88.0	2.76		70-130	30	17-Oct-18 00:36	1	17-Oct-18 00:47	1
PFOA	335-67-1	ND	59.3	86.0	69.0	H	63.4	88.3	71.7	3.84		70-130	30	17-Oct-18 00:36	1	17-Oct-18 00:47	1
PFOS	1763-23-1	ND	67.6	86.0	78.6		71.5	88.3	81.0	3.01		70-130	30	17-Oct-18 00:36	1	17-Oct-18 00:47	1
PFNA	375-95-1	ND	69.4	86.0	80.8		70.2	88.3	79.5	1.62		70-130	30	17-Oct-18 00:36	1	17-Oct-18 00:47	1

Labeled Standards	Type	MS % Rec	MS Quals	MSD % Rec	MSD Quals	Limits	MS Analyzed	MS Dil	MSD Analyzed	MSD Dil
13C3-PFBS	IS	101		97.8		50-150	17-Oct-18 00:36	1	17-Oct-18 00:47	1
13C4-PFHpA	IS	106		107		50-150	17-Oct-18 00:36	1	17-Oct-18 00:47	1
18O2-PFHxS	IS	97.2		86.5		50-150	17-Oct-18 00:36	1	17-Oct-18 00:47	1
13C2-PFOA	IS	99.8		95.1		50-150	17-Oct-18 00:36	1	17-Oct-18 00:47	1
13C8-PFOS	IS	97.9		90.1		50-150	17-Oct-18 00:36	1	17-Oct-18 00:47	1
13C5-PFNA	IS	87.9		80.3		50-150	17-Oct-18 00:36	1	17-Oct-18 00:47	1

Sample ID: OCSTR-FB01-1018 **PFAS Isotope Dilution Method**

Client Data				Laboratory Data			
Name:	CH2M Hill	Matrix:	Drinking Water	Lab Sample:	1803231-02	Column:	BEH C18
Project:	678440.SI.SI.01	Date Collected:	02-Oct-18 13:16	Date Received:	03-Oct-18 09:50		

Analyte	CAS Number	Conc. (ng/L)	DL	LOD	LOQ	Qualifiers	Batch	Extracted	Samp Size	Analyzed	Dilution
PFBS	375-73-5	ND	2.96	4.31	8.63		B8J0057	15-Oct-18	0.116 L	17-Oct-18 01:29	1
PFHpA	375-85-9	ND	2.96	4.31	8.63		B8J0057	15-Oct-18	0.116 L	17-Oct-18 01:29	1
PFHxS	355-46-4	ND	2.96	4.31	8.63		B8J0057	15-Oct-18	0.116 L	17-Oct-18 01:29	1
PFOA	335-67-1	ND	2.96	4.31	8.63		B8J0057	15-Oct-18	0.116 L	17-Oct-18 01:29	1
PFOS	1763-23-1	ND	2.96	4.31	8.63		B8J0057	15-Oct-18	0.116 L	17-Oct-18 01:29	1
PFNA	375-95-1	ND	2.96	4.31	8.63		B8J0057	15-Oct-18	0.116 L	17-Oct-18 01:29	1

Labeled Standards	Type	% Recovery	Limits	Qualifiers	Batch	Extracted	Samp Size	Analyzed	Dilution
13C3-PFBS	IS	92.6	50 - 150		B8J0057	15-Oct-18	0.116 L	17-Oct-18 01:29	1
13C4-PFHpA	IS	99.7	50 - 150		B8J0057	15-Oct-18	0.116 L	17-Oct-18 01:29	1
18O2-PFHxS	IS	92.9	50 - 150		B8J0057	15-Oct-18	0.116 L	17-Oct-18 01:29	1
13C2-PFOA	IS	94.8	50 - 150		B8J0057	15-Oct-18	0.116 L	17-Oct-18 01:29	1
13C8-PFOS	IS	92.0	50 - 150		B8J0057	15-Oct-18	0.116 L	17-Oct-18 01:29	1
13C5-PFNA	IS	75.9	50 - 150		B8J0057	15-Oct-18	0.116 L	17-Oct-18 01:29	1

DL - Detection Limit

LOD - Limit of Detection

LOQ - Limit of quantitation

Results reported to the DL.

When reported, PFHxS, PFOA, PFOS, MeFOSAA and EtFOSAA include both linear and branched isomers. Only the linear isomer is reported for all other analytes.

Sample ID: OC-MW0SD-1018 **PFAS Isotope Dilution Method**

Client Data				Laboratory Data			
Name:	CH2M Hill	Matrix:	Groundwater	Lab Sample:	1803231-03	Column:	BEH C18
Project:	678440.SI.SI.01	Date Collected:	02-Oct-18 14:50	Date Received:	03-Oct-18 09:50		

Analyte	CAS Number	Conc. (ng/L)	DL	LOD	LOQ	Qualifiers	Batch	Extracted	Samp Size	Analyzed	Dilution
PFBS	375-73-5	ND	3.03	4.42	8.83		B8J0057	15-Oct-18	0.113 L	17-Oct-18 01:39	1
PFHpA	375-85-9	ND	3.03	4.42	8.83		B8J0057	15-Oct-18	0.113 L	17-Oct-18 01:39	1
PFHxS	355-46-4	ND	3.03	4.42	8.83		B8J0057	15-Oct-18	0.113 L	17-Oct-18 01:39	1
PFOA	335-67-1	ND	3.03	4.42	8.83		B8J0057	15-Oct-18	0.113 L	17-Oct-18 01:39	1
PFOS	1763-23-1	ND	3.03	4.42	8.83		B8J0057	15-Oct-18	0.113 L	17-Oct-18 01:39	1
PFNA	375-95-1	ND	3.03	4.42	8.83		B8J0057	15-Oct-18	0.113 L	17-Oct-18 01:39	1

Labeled Standards	Type	% Recovery	Limits	Qualifiers	Batch	Extracted	Samp Size	Analyzed	Dilution
13C3-PFBS	IS	99.6	50 - 150		B8J0057	15-Oct-18	0.113 L	17-Oct-18 01:39	1
13C4-PFHpA	IS	108	50 - 150		B8J0057	15-Oct-18	0.113 L	17-Oct-18 01:39	1
18O2-PFHxS	IS	90.6	50 - 150		B8J0057	15-Oct-18	0.113 L	17-Oct-18 01:39	1
13C2-PFOA	IS	99.3	50 - 150		B8J0057	15-Oct-18	0.113 L	17-Oct-18 01:39	1
13C8-PFOS	IS	95.0	50 - 150		B8J0057	15-Oct-18	0.113 L	17-Oct-18 01:39	1
13C5-PFNA	IS	79.3	50 - 150		B8J0057	15-Oct-18	0.113 L	17-Oct-18 01:39	1

DL - Detection Limit

LOD - Limit of Detection

Results reported to the DL.

LOQ - Limit of quantitation

When reported, PFHxS, PFOA, PFOS, MeFOSAA and EtFOSAA include both linear and branched isomers. Only the linear isomer is reported for all other analytes.

Sample ID: OC-MW0SD-1018 **PFAS Isotope Dilution Method**

Name: CH2M Hill	Lab Sample: B8J0057-MS2/B8J0057-MSD2	Source Lab Sample: 1803231-03
Project: 678440.SI.SI.01	QC Batch: B8J0057	Date Extracted: 15-Oct-18
Matrix: Aqueous	Samp Size: 0.113/0.113 L	Column: BEH C18

Analyte	CAS Number	Sample (ng/L)	MS (ng/L)	MS Spike Amt	MS % Rec	MS Quals	MSD (ng/L)	MSD Spike Amt	MSD % Rec	MSD RPD	MSD Quals	%Rec Limits	RPD Limits	MS Analyzed	MS Dil	MSD Analyzed	MSD Dil
PFBS	375-73-5	ND	67.6	88.8	75.1		71.3	88.8	79.3	5.44		70-130	30	17-Oct-18 00:57	1	17-Oct-18 01:08	1
PFHpA	375-85-9	ND	69.3	88.8	78.1		69.1	88.8	77.9	0.256		70-130	30	17-Oct-18 00:57	1	17-Oct-18 01:08	1
PFHxS	355-46-4	ND	75.3	88.8	84.7		80.8	88.8	91.0	7.17		70-130	30	17-Oct-18 00:57	1	17-Oct-18 01:08	1
PFOA	335-67-1	ND	63.1	88.8	71.0		63.2	88.8	71.1	0.141		70-130	30	17-Oct-18 00:57	1	17-Oct-18 01:08	1
PFOS	1763-23-1	ND	72.8	88.8	79.3		74.8	88.8	81.6	2.86		70-130	30	17-Oct-18 00:57	1	17-Oct-18 01:08	1
PFNA	375-95-1	ND	70.6	88.8	79.5		74.0	88.8	83.3	4.67		70-130	30	17-Oct-18 00:57	1	17-Oct-18 01:08	1

Labeled Standards	Type	MS % Rec	MS Quals	MSD % Rec	MSD Quals	Limits	MS Analyzed	MS Dil	MSD Analyzed	MSD Dil
13C3-PFBS	IS	97.5		99.2		50-150	17-Oct-18 00:57	1	17-Oct-18 01:08	1
13C4-PFHpA	IS	110		105		50-150	17-Oct-18 00:57	1	17-Oct-18 01:08	1
18O2-PFHxS	IS	98.4		96.5		50-150	17-Oct-18 00:57	1	17-Oct-18 01:08	1
13C2-PFOA	IS	101		96.6		50-150	17-Oct-18 00:57	1	17-Oct-18 01:08	1
13C8-PFOS	IS	92.5		90.6		50-150	17-Oct-18 00:57	1	17-Oct-18 01:08	1
13C5-PFNA	IS	84.9		79.9		50-150	17-Oct-18 00:57	1	17-Oct-18 01:08	1

Sample ID: OC-FB-100218 **PFAS Isotope Dilution Method**

Client Data				Laboratory Data			
Name:	CH2M Hill	Matrix:	Groundwater	Lab Sample:	1803231-04	Column:	BEH C18
Project:	678440.SI.SI.01	Date Collected:	02-Oct-18 14:55	Date Received:	03-Oct-18 09:50		

Analyte	CAS Number	Conc. (ng/L)	DL	LOD	LOQ	Qualifiers	Batch	Extracted	Samp Size	Analyzed	Dilution
PFBS	375-73-5	ND	2.89	4.20	8.43		B8J0057	15-Oct-18	0.119 L	17-Oct-18 01:50	1
PFHpA	375-85-9	ND	2.89	4.20	8.43		B8J0057	15-Oct-18	0.119 L	17-Oct-18 01:50	1
PFHxS	355-46-4	ND	2.89	4.20	8.43		B8J0057	15-Oct-18	0.119 L	17-Oct-18 01:50	1
PFOA	335-67-1	ND	2.89	4.20	8.43		B8J0057	15-Oct-18	0.119 L	17-Oct-18 01:50	1
PFOS	1763-23-1	ND	2.89	4.20	8.43		B8J0057	15-Oct-18	0.119 L	17-Oct-18 01:50	1
PFNA	375-95-1	ND	2.89	4.20	8.43		B8J0057	15-Oct-18	0.119 L	17-Oct-18 01:50	1

Labeled Standards	Type	% Recovery	Limits	Qualifiers	Batch	Extracted	Samp Size	Analyzed	Dilution
13C3-PFBS	IS	96.8	50 - 150		B8J0057	15-Oct-18	0.119 L	17-Oct-18 01:50	1
13C4-PFHpA	IS	101	50 - 150		B8J0057	15-Oct-18	0.119 L	17-Oct-18 01:50	1
18O2-PFHxS	IS	96.2	50 - 150		B8J0057	15-Oct-18	0.119 L	17-Oct-18 01:50	1
13C2-PFOA	IS	96.0	50 - 150		B8J0057	15-Oct-18	0.119 L	17-Oct-18 01:50	1
13C8-PFOS	IS	89.3	50 - 150		B8J0057	15-Oct-18	0.119 L	17-Oct-18 01:50	1
13C5-PFNA	IS	75.6	50 - 150		B8J0057	15-Oct-18	0.119 L	17-Oct-18 01:50	1

DL - Detection Limit

LOD - Limit of Detection

LOQ - Limit of quantitation

Results reported to the DL.

When reported, PFHxS, PFOA, PFOS, MeFOSAA and EtFOSAA include both linear and branched isomers. Only the linear isomer is reported for all other analytes.

Sample ID: MW-BG01-1018 **PFAS Isotope Dilution Method**

Client Data				Laboratory Data			
Name:	CH2M Hill	Matrix:	Groundwater	Lab Sample:	1803231-05	Column:	BEH C18
Project:	678440.SI.SI.01	Date Collected:	02-Oct-18 15:45	Date Received:	03-Oct-18 09:50		

Analyte	CAS Number	Conc. (ng/L)	DL	LOD	LOQ	Qualifiers	Batch	Extracted	Samp Size	Analyzed	Dilution
PFBS	375-73-5	ND	3.03	4.42	8.85		B8J0057	15-Oct-18	0.113 L	17-Oct-18 02:01	1
PFHpA	375-85-9	ND	3.03	4.42	8.85		B8J0057	15-Oct-18	0.113 L	17-Oct-18 02:01	1
PFHxS	355-46-4	ND	3.03	4.42	8.85		B8J0057	15-Oct-18	0.113 L	17-Oct-18 02:01	1
PFOA	335-67-1	4.16	3.03	4.42	8.85	J	B8J0057	15-Oct-18	0.113 L	17-Oct-18 02:01	1
PFOS	1763-23-1	ND	3.03	4.42	8.85		B8J0057	15-Oct-18	0.113 L	17-Oct-18 02:01	1
PFNA	375-95-1	ND	3.03	4.42	8.85		B8J0057	15-Oct-18	0.113 L	17-Oct-18 02:01	1

Labeled Standards	Type	% Recovery	Limits	Qualifiers	Batch	Extracted	Samp Size	Analyzed	Dilution
13C3-PFBS	IS	94.4	50 - 150		B8J0057	15-Oct-18	0.113 L	17-Oct-18 02:01	1
13C4-PFHpA	IS	105	50 - 150		B8J0057	15-Oct-18	0.113 L	17-Oct-18 02:01	1
18O2-PFHxS	IS	86.4	50 - 150		B8J0057	15-Oct-18	0.113 L	17-Oct-18 02:01	1
13C2-PFOA	IS	94.9	50 - 150		B8J0057	15-Oct-18	0.113 L	17-Oct-18 02:01	1
13C8-PFOS	IS	84.4	50 - 150		B8J0057	15-Oct-18	0.113 L	17-Oct-18 02:01	1
13C5-PFNA	IS	83.0	50 - 150		B8J0057	15-Oct-18	0.113 L	17-Oct-18 02:01	1

DL - Detection Limit

LOD - Limit of Detection

LOQ - Limit of quantitation

Results reported to the DL.

When reported, PFHxS, PFOA, PFOS, MeFOSAA and EtFOSAA include both linear and branched isomers. Only the linear isomer is reported for all other analytes.

Sample ID: MW-BG01P-1018 **PFAS Isotope Dilution Method**

Client Data				Laboratory Data			
Name:	CH2M Hill	Matrix:	Groundwater	Lab Sample:	1803231-06	Column:	BEH C18
Project:	678440.SI.SI.01	Date Collected:	02-Oct-18 15:50	Date Received:	03-Oct-18 09:50		

Analyte	CAS Number	Conc. (ng/L)	DL	LOD	LOQ	Qualifiers	Batch	Extracted	Samp Size	Analyzed	Dilution
PFBS	375-73-5	ND	3.06	4.46	8.95		B8J0057	15-Oct-18	0.112 L	17-Oct-18 02:11	1
PFHpA	375-85-9	ND	3.06	4.46	8.95		B8J0057	15-Oct-18	0.112 L	17-Oct-18 02:11	1
PFHxS	355-46-4	ND	3.06	4.46	8.95		B8J0057	15-Oct-18	0.112 L	17-Oct-18 02:11	1
PFOA	335-67-1	ND	3.06	4.46	8.95		B8J0057	15-Oct-18	0.112 L	17-Oct-18 02:11	1
PFOS	1763-23-1	ND	3.06	4.46	8.95		B8J0057	15-Oct-18	0.112 L	17-Oct-18 02:11	1
PFNA	375-95-1	ND	3.06	4.46	8.95		B8J0057	15-Oct-18	0.112 L	17-Oct-18 02:11	1

Labeled Standards	Type	% Recovery	Limits	Qualifiers	Batch	Extracted	Samp Size	Analyzed	Dilution
13C3-PFBS	IS	98.6	50 - 150		B8J0057	15-Oct-18	0.112 L	17-Oct-18 02:11	1
13C4-PFHpA	IS	107	50 - 150		B8J0057	15-Oct-18	0.112 L	17-Oct-18 02:11	1
18O2-PFHxS	IS	92.9	50 - 150		B8J0057	15-Oct-18	0.112 L	17-Oct-18 02:11	1
13C2-PFOA	IS	101	50 - 150		B8J0057	15-Oct-18	0.112 L	17-Oct-18 02:11	1
13C8-PFOS	IS	90.4	50 - 150		B8J0057	15-Oct-18	0.112 L	17-Oct-18 02:11	1
13C5-PFNA	IS	76.9	50 - 150		B8J0057	15-Oct-18	0.112 L	17-Oct-18 02:11	1

DL - Detection Limit

LOD - Limit of Detection

LOQ - Limit of quantitation

Results reported to the DL.

When reported, PFHxS, PFOA, PFOS, MeFOSAA and EtFOSAA include both linear and branched isomers. Only the linear isomer is reported for all other analytes.

Sample ID: OC-EB01-100218 **PFAS Isotope Dilution Method**

Client Data				Laboratory Data			
Name:	CH2M Hill	Matrix:	Groundwater	Lab Sample:	1803231-07	Column:	BEH C18
Project:	678440.SI.SI.01	Date Collected:	02-Oct-18 16:20	Date Received:	03-Oct-18 09:50		

Analyte	CAS Number	Conc. (ng/L)	DL	LOD	LOQ	Qualifiers	Batch	Extracted	Samp Size	Analyzed	Dilution
PFBS	375-73-5	ND	3.02	4.42	8.82		B8J0057	15-Oct-18	0.113 L	17-Oct-18 02:22	1
PFHpA	375-85-9	ND	3.02	4.42	8.82		B8J0057	15-Oct-18	0.113 L	17-Oct-18 02:22	1
PFHxS	355-46-4	ND	3.02	4.42	8.82		B8J0057	15-Oct-18	0.113 L	17-Oct-18 02:22	1
PFOA	335-67-1	ND	3.02	4.42	8.82		B8J0057	15-Oct-18	0.113 L	17-Oct-18 02:22	1
PFOS	1763-23-1	ND	3.02	4.42	8.82		B8J0057	15-Oct-18	0.113 L	17-Oct-18 02:22	1
PFNA	375-95-1	ND	3.02	4.42	8.82		B8J0057	15-Oct-18	0.113 L	17-Oct-18 02:22	1

Labeled Standards	Type	% Recovery	Limits	Qualifiers	Batch	Extracted	Samp Size	Analyzed	Dilution
13C3-PFBS	IS	95.9	50 - 150		B8J0057	15-Oct-18	0.113 L	17-Oct-18 02:22	1
13C4-PFHpA	IS	101	50 - 150		B8J0057	15-Oct-18	0.113 L	17-Oct-18 02:22	1
18O2-PFHxS	IS	103	50 - 150		B8J0057	15-Oct-18	0.113 L	17-Oct-18 02:22	1
13C2-PFOA	IS	98.2	50 - 150		B8J0057	15-Oct-18	0.113 L	17-Oct-18 02:22	1
13C8-PFOS	IS	90.2	50 - 150		B8J0057	15-Oct-18	0.113 L	17-Oct-18 02:22	1
13C5-PFNA	IS	79.9	50 - 150		B8J0057	15-Oct-18	0.113 L	17-Oct-18 02:22	1

DL - Detection Limit

LOD - Limit of Detection

LOQ - Limit of quantitation

Results reported to the DL.

When reported, PFHxS, PFOA, PFOS, MeFOSAA and EtFOSAA include both linear and branched isomers. Only the linear isomer is reported for all other analytes.

DATA QUALIFIERS & ABBREVIATIONS

B	This compound was also detected in the method blank
Conc.	Concentration
D	Dilution
DL	Detection limit
E	The associated compound concentration exceeded the calibration range of the instrument
H	Recovery and/or RPD was outside laboratory acceptance limits
I	Chemical Interference
J	The amount detected is below the Reporting Limit/LOQ
LOD	Limits of Detection
LOQ	Limits of Quantitation
M	Estimated Maximum Possible Concentration (CA Region 2 projects only)
NA	Not applicable
ND	Not Detected
Q	Ion ratio outside of 70-130% of Standard Ratio. (DOD PFAS projects only)
TEQ	Toxic Equivalency
U	Not Detected (specific projects only)
*	See Cover Letter

Unless otherwise noted, solid sample results are reported in dry weight. Tissue samples are reported in wet weight.

CERTIFICATIONS

Accrediting Authority	Certificate Number
Alaska Department of Environmental Conservation	17-013
Arkansas Department of Environmental Quality	18-008-0
California Department of Health – ELAP	2892
DoD ELAP - A2LA Accredited - ISO/IEC 17025:2005	3091.01
Florida Department of Health	E87777-18
Hawaii Department of Health	N/A
Louisiana Department of Environmental Quality	01977
Maine Department of Health	2018017
Minnesota Department of Health	1322288
New Hampshire Environmental Accreditation Program	207717
New Jersey Department of Environmental Protection	CA003
New York Department of Health	11411
Oregon Laboratory Accreditation Program	4042-009
Pennsylvania Department of Environmental Protection	014
Texas Commission on Environmental Quality	T104704189-18-8
Virginia Department of General Services	9077
Washington Department of Ecology	C584
Wisconsin Department of Natural Resources	998036160

Current certificates and lists of licensed parameters are located in the Quality Assurance office and are available upon request.

NELAP Accredited Test Methods

MATRIX: Air	
Description of Test	Method
Determination of Polychlorinated p-Dioxins & Polychlorinated Dibenzofurans	EPA 23

MATRIX: Biological Tissue	
Description of Test	Method
Tetra- through Octa-Chlorinated Dioxins and Furans by Isotope Dilution GC/HRMS	EPA 1613B
Brominated Diphenyl Ethers by HRGC/HRMS	EPA 1614A
Chlorinated Biphenyl Congeners in Water, Soil, Sediment, and Tissue by GC/HRMS	EPA 1668A/C
Pesticides in Water, Soil, Sediment, Biosolids, and Tissue by HRGC/HRMS	EPA 1699
Perfluorinated Alkyl Acids in Drinking Water by SPE and LC/MS/MS	EPA 537
Polychlorinated Dibenzo-p-Dioxins and Polychlorinated Dibenzofurans by GC/HRMS	EPA 8280A/B
Polychlorinated Dibenzodioxins (PCDDs) and Polychlorinated Dibenzofurans (PCDFs) by GC/HRMS	EPA 8290/8290A

MATRIX: Drinking Water	
Description of Test	Method
2,3,7,8-Tetrachlorodibenzo- p-dioxin (2,3,7,8-TCDD) GC/HRMS	EPA 1613
Perfluorinated Alkyl Acids in Drinking Water by SPE and LC/MS/MS	EPA 537

MATRIX: Non-Potable Water	
Description of Test	Method
Tetra- through Octa-Chlorinated Dioxins and Furans by Isotope Dilution GC/HRMS	EPA 1613B
Brominated Diphenyl Ethers by HRGC/HRMS	EPA 1614A
Chlorinated Biphenyl Congeners in Water, Soil, Sediment, and Tissue by GC/HRMS	EPA 1668A/C
Pesticides in Water, Soil, Sediment, Biosolids, and Tissue by HRGC/HRMS	EPA 1699
Perfluorinated Alkyl Acids in Drinking Water by SPE and LC/MS/MS	EPA 537
Dioxin by GC/HRMS	EPA 613
Polychlorinated Dibenzo-p-Dioxins and Polychlorinated Dibenzofurans by GC/HRMS	EPA 8280A/B
Polychlorinated Dibenzodioxins (PCDDs) and Polychlorinated Dibenzofurans (PCDFs) by GC/HRMS	EPA 8290/8290A

MATRIX: Solids	
Description of Test	Method
Tetra-Octa Chlorinated Dioxins and Furans by Isotope Dilution GC/HRMS	EPA 1613
Tetra- through Octa-Chlorinated Dioxins and Furans by Isotope Dilution GC/HRMS	EPA 1613B
Brominated Diphenyl Ethers by HRGC/HRMS	EPA 1614A
Chlorinated Biphenyl Congeners in Water, Soil, Sediment, and Tissue by GC/HRMS	EPA 1668A/C
Perfluorinated Alkyl Acids in Drinking Water by SPE and LC/MS/MS	EPA 537
Polychlorinated Dibenzo-p-Dioxins and Polychlorinated Dibenzofurans by GC/HRMS	EPA 8280A/B
Polychlorinated Dibenzodioxins (PCDDs) and Polychlorinated Dibenzofurans (PCDFs) by GC/HRMS	EPA 8290/8290A



CHAIN OF CUSTODY

For Laboratory Use Only
 Work Order #: 1803231 Temp: 0.3 °C
 Storage ID: WR-2 Storage Secured: Yes No

Project ID: 678440.SLSL.01 PO#: _____ Sampler: M. MANNS/N. WITNER
 (name)

TAT Standard: 21 days
 (check one): Rush (surcharge may apply)
 14 days 7 days Specify: _____

Invoice to: Name JULIANA DEAN Company CH2M Address 5701 CLEVELAND ST City VA BEACH VA State _____ Ph# _____ Fax# _____

Relinquished by (printed name and signature) [Signature] Date 10/2/18 Time 1700 Received by (printed name and signature) B. Benedict Date 10/3/18 Time 1025
 Relinquished by (printed name and signature) _____ Date _____ Time _____ Received by (printed name and signature) _____ Date _____ Time _____

SHIP TO: Vista Analytical Laboratory 1104 Windfield Way El Dorado Hills, CA 95762 Ph: (916) 673-1520; Fax: (916) 673-0106			Method of Shipment:	Add Analysis(es) Requested		PFAS Isotope Dilution		USEPA Method 537		Comments					
ATTN: _____			Tracking No.: _____	Container(s)											
Sample ID	Date	Time	Location/Sample Description	Quantity	Type	Matrix	List of 21	List of 21 w/Isomers	List of 24	List of 24 w/Isomers	List of 28	Other: Please List Below	PFOM/POS	UCHRS PFAS List 8	PFAS List 14
OCSTR-WL01-1018	10/2/18	1315		2	P	DW							X		
OCSTR-WL01-1018-MV		1315		2	P	DW									
OCSTR-WL01-1018-SN		1315		2	P	DW									
OCSTR-FB01-1018		1316		2	P	DW									
OC-MWOSD-1818		1450		2	P	GW									
OC-MWOSD-1018-04		1450		2	P	GW									
OC-MWOSD-1018-30		1450		2	P	GW									
OC-FB-100218		1455		2	P	SW									
MGN-BG01-1018		1545		2	P	GW									

Special Instructions/Comments:

SEND DOCUMENTATION AND RESULTS TO:
SEE PO

Name: _____
 Company: _____
 Address: _____
 City: _____ State: _____ Zip: _____
 Phone: _____ Fax: _____
 Email: _____

Container Types: P= HDPE, PJ= HDPE Jar
 O = Other: _____
 Bottle Preservation Type: T = Thiosulfate, TZ = Trizma: _____
 Matrix Types: AQ = Aqueous, DW = Drinking Water, EF = Effluent, PP = Pulp/Paper, SD = Sediment, SL = Sludge, SO = Soil, WW = Wastewater, B = Blood/Serum, O = Other: _____



CHAIN OF CUSTODY

Pg 2 of 2

For Laboratory Use Only
 Work Order #: 1803231 Temp: 0.3 °C
 Storage ID: WR-2 Storage Secured: Yes No

Project ID: 678440.SI.SI.01 PO#: _____ Sampler: M. MANAS (M. WITMER)
 (name)

TAT Standard: 21 days
 (check one): Rush (surcharge may apply)
 14 days 7 days Specify: _____

Invoice to: Name	Company	Address	City	State	Ph#	Fax#
<u>JULIANA DEAN</u>	<u>CH2M</u>	<u>5701 CLEVELAND ST</u>	<u>VA BEACH</u>	<u>VA</u>		
Relinquished by (printed name and signature)	Date	Time	Received by (printed name and signature)	Date	Time	
<u>[Signature]</u>	<u>10/2/18</u>	<u>1700</u>	<u>B Benedict Bett Beneat</u>	<u>10/3/18</u>	<u>1025</u>	
Relinquished by (printed name and signature)	Date	Time	Received by (printed name and signature)	Date	Time	

SHIP TO: Vista Analytical Laboratory 1104 Windfield Way El Dorado Hills, CA 95762 Ph: (916) 673-1520; Fax: (916) 673-0106			Method of Shipment: _____		Add Analysis(es) Requested		PFAS Isotope Dilution		USEPA Method 537		Comments				
ATTN: _____			Tracking No.: _____		Container(s)										
Sample ID	Date	Time	Location/Sample Description	Quantity	Type	Matrix	List of 21	List of 21 w/Isomers	List of 24	List of 24 w/Isomers	List of 28	Other, Please List Below	PFOA PFS	UCMRS PFAS List 8	PFAS List 14
<u>MW-BG01P-1013</u>	<u>10/02/18</u>	<u>1355</u>		<u>2</u>	<u>P</u>	<u>G</u>							<u>X</u>		
<u>OC-TDW-100218</u>	<u>10/2/18</u>	<u>1610</u>		<u>2</u>	<u>P</u>	<u>SW</u>							<u>X</u>		
<u>OC-FB01-160218</u>	<u>10/2/18</u>	<u>1620</u>		<u>2</u>	<u>P</u>	<u>SW</u>							<u>X</u>		

Special Instructions/Comments: _____

SEND DOCUMENTATION AND RESULTS TO:
SEE PU

Name: _____
 Company: _____
 Address: _____
 City: _____ State: _____ Zip: _____
 Phone: _____ Fax: _____
 Email: _____

Container Types: P= HDPE, PJ= HDPE Jar
 Bottle Preservation Type: T = Thiosulfate, TZ = Trizma:
 Matrix Types: AQ = Aqueous, DW = Drinking Water, EF = Effluent, PP = Pulp/Paper, SD = Sediment, SL = Sludge, SO = Soil, WW = Wastewater, B = Blood/Serum, O = Other:



Sample Log in Checklist

PAGE # 1 of 1
 WO# 1803231
 SDG# — NA —
 TAT 14

Section 1: Container Receipt					
Delivered By: <input checked="" type="checkbox"/> FedEx <input type="checkbox"/> UPS <input type="checkbox"/> On Trac <input type="checkbox"/> GSO <input type="checkbox"/> DHL <input type="checkbox"/> Hand Delivered <input type="checkbox"/> Other:					
Number of Containers	Arrival Date	Arrival time	Cooler Received LR-SLC Initiated By/Date		
1	10/3/18	0950	URB 10/3/18		

Section 2: Sample Receipt Condition and Initial Storage					
Container Condition	Chain of Custody	Preservation Type	Temperature	Storage Location	Initials/Date
<input checked="" type="checkbox"/> Shipping container intact <input checked="" type="checkbox"/> Shipping seals intact <input checked="" type="checkbox"/> Custody Seals present <input checked="" type="checkbox"/> Custody seals intact	<input checked="" type="checkbox"/> COC present <input checked="" type="checkbox"/> Multiple COC's: <u>2</u> <input checked="" type="checkbox"/> "Relinquished By" Section complete	<input checked="" type="checkbox"/> Ice <input type="checkbox"/> Blue Ice <input type="checkbox"/> Dry Ice <input type="checkbox"/> Other	Thermometer ID: <u>IR-4</u> <input type="checkbox"/> Probe used Temp (uncorrected): <u>0.4</u> °C Temp (corrected): <u>0.3</u> °C	<input checked="" type="checkbox"/> WR2 <input type="checkbox"/> WF2 <input type="checkbox"/> NA	URB 10/3/18

Section 3: Sample Log In	
Airbill/Trk #	<u>7830 4066 4095</u>
Shipping container <input checked="" type="checkbox"/> Vista <input type="checkbox"/> Client <input checked="" type="checkbox"/> Retain <input type="checkbox"/> Return <input type="checkbox"/> Dispose	By/date
Log In Time: <u>0510</u>	<u>URB 10/5/18</u>
COC clearly identifies: <ul style="list-style-type: none"> • Sample name ✓ • Sample matrix ✓ • Test method ✓ • Sample collection date or time ✓ • Collector's name ✓ • Preservation type <u>NOT on COC "None" on label</u> 	<input checked="" type="checkbox"/> Acceptable <input type="checkbox"/> Not acceptable – anomaly form required <u>URB 10/5/18</u>
All samples present and accounted for on COC	<u>URB 10/5/18</u>
Sample IDs are legible	<u>URB 10/5/18</u>
Samples conform to the description on the COC	<u>URB 10/5/18</u>
Samples are intact and suitable for testing	<u>URB 10/5/18</u>
Preservation documented as required: <input checked="" type="checkbox"/> NA <input type="checkbox"/> Na ₂ S ₂ O ₃ <input type="checkbox"/> Trizma <input type="checkbox"/> Other _____	<u>URB 10/5/18</u>
Samples stored <input checked="" type="checkbox"/> WR2 Shelf: <u>BC</u> <input type="checkbox"/> WF2 Shelf: _____ <input type="checkbox"/> R1 Shelf: _____	<u>URB 10/5/18</u>
Comments:	<u>n/a</u> <u>URB 10/5/18</u>



October 17, 2018

Vista Work Order No. 1803231

Mr. Andrew Lairson
CH2M Hill
5701 Cleveland St, Suite 200
Virginia Beach, VA 23462

Dear Mr. Lairson,

Enclosed are the results for the sample set received at Vista Analytical Laboratory on October 03, 2018 under your Project Name '678440.SI.SI.01'.

Vista Analytical Laboratory is committed to serving you effectively. If you require additional information, please contact me at 916-673-1520 or by email at mmaier@vista-analytical.com.

Thank you for choosing Vista as part of your analytical support team.

Sincerely,

Martha Maier
Laboratory Director



Vista Analytical Laboratory certifies that the report herein meets all the requirements set forth by NELAP for those applicable test methods. Results relate only to the samples as received by the laboratory. This report should not be reproduced except in full without the written approval of Vista.

Vista Work Order No. 1803231

Case Narrative

Sample Condition on Receipt:

Two drinking water and five ground water samples were received in good condition and within the method temperature requirements. The samples were received and stored securely in accordance with Vista standard operating procedures and EPA methodology.

Analytical Notes:

PFAS Isotope Dilution Method

The samples were extracted and analyzed for a selected list of PFAS using the PFAS Isotope Dilution Method (Modified EPA Method 537). The results for PFHxS, PFOA and PFOS include both linear and branched isomers. Results for all other analytes include the linear isomers only.

Holding Times

The samples were extracted and analyzed within the method hold times.

Quality Control

The Initial Calibration and Continuing Calibration Verifications met the method acceptance criteria.

A Method Blank and Ongoing Precision and Recovery (OPR) sample were extracted and analyzed with the preparation batch. No analytes were detected in the Method Blank above 1/2 the LOQ. The OPR recoveries were within the method acceptance criteria.

As requested, an MS/MSD was performed on samples "OCSTR-WL01-1018" and "OC-MW0SD-1018". The MS recovery was out of the acceptance criteria for PFOA in "OCSTR-WL01-1018". All other MS/MSD recoveries and RPDs were within the acceptance criteria.

The labeled standard recoveries for all QC and field samples were within the acceptance criteria.

TABLE OF CONTENTS

Case Narrative.....	1
Table of Contents.....	3
Sample Inventory.....	4
Analytical Results.....	5
Qualifiers.....	17
Certifications.....	18
Sample Receipt.....	21
Extraction Information.....	24
Sample Data - PFAS Isotope Dilution Method.....	28
IIS Areas, IBs and CCVs.....	94
ICAL with ICV and IB.....	159
Tune Checks.....	303

Sample Inventory Report

Vista Sample ID	Client Sample ID	Sampled	Received	Components/Containers
1803231-01	OCSTR-WL01-1018	MS/MSD02-Oct-18 13:15	03-Oct-18 09:50	HDPE Bottle, 125 mL HDPE Bottle, 125 mL HDPE Bottle, 125 mL HDPE Bottle, 125 mL HDPE Bottle, 125 mL HDPE Bottle, 125 mL
1803231-02	OCSTR-FB01-1018	02-Oct-18 13:16	03-Oct-18 09:50	HDPE Bottle, 125 mL HDPE Bottle, 125 mL
1803231-03	OC-MW0SD-1018	MS/MSD02-Oct-18 14:50	03-Oct-18 09:50	HDPE Bottle, 125 mL HDPE Bottle, 125 mL HDPE Bottle, 125 mL HDPE Bottle, 125 mL HDPE Bottle, 125 mL
1803231-04	OC-FB-100218	02-Oct-18 14:55	03-Oct-18 09:50	HDPE Bottle, 125 mL HDPE Bottle, 125 mL
1803231-05	MW-BG01-1018	02-Oct-18 15:45	03-Oct-18 09:50	HDPE Bottle, 125 mL HDPE Bottle, 125 mL
1803231-06	MW-BG01P-1018	02-Oct-18 15:50	03-Oct-18 09:50	HDPE Bottle, 125 mL HDPE Bottle, 125 mL
1803231-07	OC-EB01-100218	02-Oct-18 16:20	03-Oct-18 09:50	HDPE Bottle, 125 mL HDPE Bottle, 125 mL

ANALYTICAL RESULTS

Sample ID: Method Blank **PFAS Isotope Dilution Method**

Client Data				Laboratory Data							
Name:	CH2M Hill	Matrix:	Aqueous	Lab Sample:	B8J0057-BLK1	Column:	BEH C18				
Project:	678440.SI.SI.01										

Analyte	CAS Number	Conc. (ng/L)	DL	LOD	LOQ	Qualifiers	Batch	Extracted	Samp Size	Analyzed	Dilution
PFBS	375-73-5	ND	2.74	4.00	8.00		B8J0057	15-Oct-18	0.125 L	17-Oct-18 00:25	1
PFHpA	375-85-9	ND	2.74	4.00	8.00		B8J0057	15-Oct-18	0.125 L	17-Oct-18 00:25	1
PFHxS	355-46-4	ND	2.74	4.00	8.00		B8J0057	15-Oct-18	0.125 L	17-Oct-18 00:25	1
PFOA	335-67-1	ND	2.74	4.00	8.00		B8J0057	15-Oct-18	0.125 L	17-Oct-18 00:25	1
PFOS	1763-23-1	ND	2.74	4.00	8.00		B8J0057	15-Oct-18	0.125 L	17-Oct-18 00:25	1
PFNA	375-95-1	ND	2.74	4.00	8.00		B8J0057	15-Oct-18	0.125 L	17-Oct-18 00:25	1

Labeled Standards	Type	% Recovery	Limits	Qualifiers	Batch	Extracted	Samp Size	Analyzed	Dilution
13C3-PFBS	IS	98.5	50 - 150		B8J0057	15-Oct-18	0.125 L	17-Oct-18 00:25	1
13C4-PFHpA	IS	111	50 - 150		B8J0057	15-Oct-18	0.125 L	17-Oct-18 00:25	1
18O2-PFHxS	IS	95.9	50 - 150		B8J0057	15-Oct-18	0.125 L	17-Oct-18 00:25	1
13C2-PFOA	IS	104	50 - 150		B8J0057	15-Oct-18	0.125 L	17-Oct-18 00:25	1
13C8-PFOS	IS	90.8	50 - 150		B8J0057	15-Oct-18	0.125 L	17-Oct-18 00:25	1
13C5-PFNA	IS	83.2	50 - 150		B8J0057	15-Oct-18	0.125 L	17-Oct-18 00:25	1

DL - Detection Limit

LOD - Limit of Detection

LOQ - Limit of quantitation

Results reported to the DL.

When reported, PFHxS, PFOA, PFOS, MeFOSAA and EtFOSAA include both linear and branched isomers. Only the linear isomer is reported for all other analytes.

Sample ID: OPR						PFAS Isotope Dilution Method					
Client Data					Laboratory Data						
Name:	CH2M Hill	Matrix:	Aqueous			Lab Sample:	B8J0057-BS1	Column:	BEH C18		
Project:	678440.SI.SI.01										
Analyte	CAS Number	Amt Found (ng/L)	Spike Amt	% Rec	Limits	Qualifiers	Batch	Extracted	Samp Size	Analyzed	Dilution
PFBS	375-73-5	62.6	80.0	78.2	70 - 130		B8J0057	15-Oct-18	0.125 L	17-Oct-18 00:15	1
PFHpA	375-85-9	63.8	80.0	79.7	70 - 130		B8J0057	15-Oct-18	0.125 L	17-Oct-18 00:15	1
PFHxS	355-46-4	69.8	80.0	87.3	70 - 130		B8J0057	15-Oct-18	0.125 L	17-Oct-18 00:15	1
PFOA	335-67-1	57.9	80.0	72.4	70 - 130		B8J0057	15-Oct-18	0.125 L	17-Oct-18 00:15	1
PFOS	1763-23-1	63.6	80.0	79.5	70 - 130		B8J0057	15-Oct-18	0.125 L	17-Oct-18 00:15	1
PFNA	375-95-1	67.1	80.0	83.9	70 - 130		B8J0057	15-Oct-18	0.125 L	17-Oct-18 00:15	1
Labeled Standards			Type	% Rec	Limits	Qualifiers	Batch	Extracted	Samp Size	Analyzed	Dilution
13C3-PFBS			IS	101	50- 150		B8J0057	15-Oct-18	0.125 L	17-Oct-18 00:15	1
13C4-PFHpA			IS	110	50- 150		B8J0057	15-Oct-18	0.125 L	17-Oct-18 00:15	1
18O2-PFHxS			IS	101	50- 150		B8J0057	15-Oct-18	0.125 L	17-Oct-18 00:15	1
13C2-PFOA			IS	99.6	50- 150		B8J0057	15-Oct-18	0.125 L	17-Oct-18 00:15	1
13C8-PFOS			IS	96.9	50- 150		B8J0057	15-Oct-18	0.125 L	17-Oct-18 00:15	1
13C5-PFNA			IS	80.8	50- 150		B8J0057	15-Oct-18	0.125 L	17-Oct-18 00:15	1

Sample ID: OCSTR-WL01-1018 **PFAS Isotope Dilution Method**

Client Data				Laboratory Data			
Name:	CH2M Hill	Matrix:	Drinking Water	Lab Sample:	1803231-01	Column:	BEH C18
Project:	678440.SI.SI.01	Date Collected:	02-Oct-18 13:15	Date Received:	03-Oct-18 09:50		

Analyte	CAS Number	Conc. (ng/L)	DL	LOD	LOQ	Qualifiers	Batch	Extracted	Samp Size	Analyzed	Dilution
PFBS	375-73-5	ND	3.00	4.39	8.76		B8J0057	15-Oct-18	0.114 L	17-Oct-18 01:18	1
PFHpA	375-85-9	ND	3.00	4.39	8.76		B8J0057	15-Oct-18	0.114 L	17-Oct-18 01:18	1
PFHxS	355-46-4	ND	3.00	4.39	8.76		B8J0057	15-Oct-18	0.114 L	17-Oct-18 01:18	1
PFOA	335-67-1	ND	3.00	4.39	8.76		B8J0057	15-Oct-18	0.114 L	17-Oct-18 01:18	1
PFOS	1763-23-1	ND	3.00	4.39	8.76		B8J0057	15-Oct-18	0.114 L	17-Oct-18 01:18	1
PFNA	375-95-1	ND	3.00	4.39	8.76		B8J0057	15-Oct-18	0.114 L	17-Oct-18 01:18	1

Labeled Standards	Type	% Recovery	Limits	Qualifiers	Batch	Extracted	Samp Size	Analyzed	Dilution
13C3-PFBS	IS	97.7	50 - 150		B8J0057	15-Oct-18	0.114 L	17-Oct-18 01:18	1
13C4-PFHpA	IS	104	50 - 150		B8J0057	15-Oct-18	0.114 L	17-Oct-18 01:18	1
18O2-PFHxS	IS	90.4	50 - 150		B8J0057	15-Oct-18	0.114 L	17-Oct-18 01:18	1
13C2-PFOA	IS	95.6	50 - 150		B8J0057	15-Oct-18	0.114 L	17-Oct-18 01:18	1
13C8-PFOS	IS	90.6	50 - 150		B8J0057	15-Oct-18	0.114 L	17-Oct-18 01:18	1
13C5-PFNA	IS	80.6	50 - 150		B8J0057	15-Oct-18	0.114 L	17-Oct-18 01:18	1

DL - Detection Limit

LOD - Limit of Detection

LOQ - Limit of quantitation

Results reported to the DL.

When reported, PFHxS, PFOA, PFOS, MeFOSAA and EtFOSAA include both linear and branched isomers. Only the linear isomer is reported for all other analytes.

Sample ID: OCSTR-WL01-1018 **PFAS Isotope Dilution Method**

Name: CH2M Hill	Lab Sample: B8J0057-MS1/B8J0057-MSD1	Source Lab Sample: 1803231-01
Project: 678440.SI.SI.01	QC Batch: B8J0057	Date Extracted: 15-Oct-18
Matrix: Aqueous	Samp Size: 0.116/0.113 L	Column: BEH C18

Analyte	CAS Number	Sample (ng/L)	MS (ng/L)	MS Spike Amt	MS % Rec	MS Quals	MSD (ng/L)	MSD Spike Amt	MSD % Rec	MSD RPD	MSD Quals	%Rec Limits	RPD Limits	MS Analyzed	MS Dil	MSD Analyzed	MSD Dil
PFBS	375-73-5	ND	65.3	86.0	75.9		66.1	88.3	74.9	1.33		70-130	30	17-Oct-18 00:36	1	17-Oct-18 00:47	1
PFHpA	375-85-9	ND	67.7	86.0	78.7		70.0	88.3	79.2	0.633		70-130	30	17-Oct-18 00:36	1	17-Oct-18 00:47	1
PFHxS	355-46-4	ND	73.6	86.0	85.6		77.7	88.3	88.0	2.76		70-130	30	17-Oct-18 00:36	1	17-Oct-18 00:47	1
PFOA	335-67-1	ND	59.3	86.0	69.0	H	63.4	88.3	71.7	3.84		70-130	30	17-Oct-18 00:36	1	17-Oct-18 00:47	1
PFOS	1763-23-1	ND	67.6	86.0	78.6		71.5	88.3	81.0	3.01		70-130	30	17-Oct-18 00:36	1	17-Oct-18 00:47	1
PFNA	375-95-1	ND	69.4	86.0	80.8		70.2	88.3	79.5	1.62		70-130	30	17-Oct-18 00:36	1	17-Oct-18 00:47	1

Labeled Standards	Type	MS % Rec	MS Quals	MSD % Rec	MSD Quals	Limits	MS Analyzed	MS Dil	MSD Analyzed	MSD Dil
13C3-PFBS	IS	101		97.8		50-150	17-Oct-18 00:36	1	17-Oct-18 00:47	1
13C4-PFHpA	IS	106		107		50-150	17-Oct-18 00:36	1	17-Oct-18 00:47	1
18O2-PFHxS	IS	97.2		86.5		50-150	17-Oct-18 00:36	1	17-Oct-18 00:47	1
13C2-PFOA	IS	99.8		95.1		50-150	17-Oct-18 00:36	1	17-Oct-18 00:47	1
13C8-PFOS	IS	97.9		90.1		50-150	17-Oct-18 00:36	1	17-Oct-18 00:47	1
13C5-PFNA	IS	87.9		80.3		50-150	17-Oct-18 00:36	1	17-Oct-18 00:47	1

Sample ID: OCSTR-FB01-1018 **PFAS Isotope Dilution Method**

Client Data				Laboratory Data			
Name:	CH2M Hill	Matrix:	Drinking Water	Lab Sample:	1803231-02	Column:	BEH C18
Project:	678440.SI.SI.01	Date Collected:	02-Oct-18 13:16	Date Received:	03-Oct-18 09:50		

Analyte	CAS Number	Conc. (ng/L)	DL	LOD	LOQ	Qualifiers	Batch	Extracted	Samp Size	Analyzed	Dilution
PFBS	375-73-5	ND	2.96	4.31	8.63		B8J0057	15-Oct-18	0.116 L	17-Oct-18 01:29	1
PFHpA	375-85-9	ND	2.96	4.31	8.63		B8J0057	15-Oct-18	0.116 L	17-Oct-18 01:29	1
PFHxS	355-46-4	ND	2.96	4.31	8.63		B8J0057	15-Oct-18	0.116 L	17-Oct-18 01:29	1
PFOA	335-67-1	ND	2.96	4.31	8.63		B8J0057	15-Oct-18	0.116 L	17-Oct-18 01:29	1
PFOS	1763-23-1	ND	2.96	4.31	8.63		B8J0057	15-Oct-18	0.116 L	17-Oct-18 01:29	1
PFNA	375-95-1	ND	2.96	4.31	8.63		B8J0057	15-Oct-18	0.116 L	17-Oct-18 01:29	1

Labeled Standards	Type	% Recovery	Limits	Qualifiers	Batch	Extracted	Samp Size	Analyzed	Dilution
13C3-PFBS	IS	92.6	50 - 150		B8J0057	15-Oct-18	0.116 L	17-Oct-18 01:29	1
13C4-PFHpA	IS	99.7	50 - 150		B8J0057	15-Oct-18	0.116 L	17-Oct-18 01:29	1
18O2-PFHxS	IS	92.9	50 - 150		B8J0057	15-Oct-18	0.116 L	17-Oct-18 01:29	1
13C2-PFOA	IS	94.8	50 - 150		B8J0057	15-Oct-18	0.116 L	17-Oct-18 01:29	1
13C8-PFOS	IS	92.0	50 - 150		B8J0057	15-Oct-18	0.116 L	17-Oct-18 01:29	1
13C5-PFNA	IS	75.9	50 - 150		B8J0057	15-Oct-18	0.116 L	17-Oct-18 01:29	1

DL - Detection Limit

LOD - Limit of Detection

LOQ - Limit of quantitation

Results reported to the DL.

When reported, PFHxS, PFOA, PFOS, MeFOSAA and EtFOSAA include both linear and branched isomers. Only the linear isomer is reported for all other analytes.

Sample ID: OC-MW0SD-1018 **PFAS Isotope Dilution Method**

Client Data				Laboratory Data			
Name:	CH2M Hill	Matrix:	Groundwater	Lab Sample:	1803231-03	Column:	BEH C18
Project:	678440.SI.SI.01	Date Collected:	02-Oct-18 14:50	Date Received:	03-Oct-18 09:50		

Analyte	CAS Number	Conc. (ng/L)	DL	LOD	LOQ	Qualifiers	Batch	Extracted	Samp Size	Analyzed	Dilution
PFBS	375-73-5	ND	3.03	4.42	8.83		B8J0057	15-Oct-18	0.113 L	17-Oct-18 01:39	1
PFHpA	375-85-9	ND	3.03	4.42	8.83		B8J0057	15-Oct-18	0.113 L	17-Oct-18 01:39	1
PFHxS	355-46-4	ND	3.03	4.42	8.83		B8J0057	15-Oct-18	0.113 L	17-Oct-18 01:39	1
PFOA	335-67-1	ND	3.03	4.42	8.83		B8J0057	15-Oct-18	0.113 L	17-Oct-18 01:39	1
PFOS	1763-23-1	ND	3.03	4.42	8.83		B8J0057	15-Oct-18	0.113 L	17-Oct-18 01:39	1
PFNA	375-95-1	ND	3.03	4.42	8.83		B8J0057	15-Oct-18	0.113 L	17-Oct-18 01:39	1

Labeled Standards	Type	% Recovery	Limits	Qualifiers	Batch	Extracted	Samp Size	Analyzed	Dilution
13C3-PFBS	IS	99.6	50 - 150		B8J0057	15-Oct-18	0.113 L	17-Oct-18 01:39	1
13C4-PFHpA	IS	108	50 - 150		B8J0057	15-Oct-18	0.113 L	17-Oct-18 01:39	1
18O2-PFHxS	IS	90.6	50 - 150		B8J0057	15-Oct-18	0.113 L	17-Oct-18 01:39	1
13C2-PFOA	IS	99.3	50 - 150		B8J0057	15-Oct-18	0.113 L	17-Oct-18 01:39	1
13C8-PFOS	IS	95.0	50 - 150		B8J0057	15-Oct-18	0.113 L	17-Oct-18 01:39	1
13C5-PFNA	IS	79.3	50 - 150		B8J0057	15-Oct-18	0.113 L	17-Oct-18 01:39	1

DL - Detection Limit

LOD - Limit of Detection

LOQ - Limit of quantitation

Results reported to the DL.

When reported, PFHxS, PFOA, PFOS, MeFOSAA and EtFOSAA include both linear and branched isomers. Only the linear isomer is reported for all other analytes.

Sample ID: OC-MW0SD-1018 **PFAS Isotope Dilution Method**

Name: CH2M Hill	Lab Sample: B8J0057-MS2/B8J0057-MSD2	Source Lab Sample: 1803231-03
Project: 678440.SI.SI.01	QC Batch: B8J0057	Date Extracted: 15-Oct-18
Matrix: Aqueous	Samp Size: 0.113/0.113 L	Column: BEH C18

Analyte	CAS Number	Sample (ng/L)	MS (ng/L)	MS Spike Amt	MS % Rec	MS Quals	MSD (ng/L)	MSD Spike Amt	MSD % Rec	RPD	MSD Quals	%Rec Limits	RPD Limits	MS Analyzed	MS Dil	MSD Analyzed	MSD Dil
PFBS	375-73-5	ND	67.6	88.8	75.1		71.3	88.8	79.3	5.44		70-130	30	17-Oct-18 00:57	1	17-Oct-18 01:08	1
PFHpA	375-85-9	ND	69.3	88.8	78.1		69.1	88.8	77.9	0.256		70-130	30	17-Oct-18 00:57	1	17-Oct-18 01:08	1
PFHxS	355-46-4	ND	75.3	88.8	84.7		80.8	88.8	91.0	7.17		70-130	30	17-Oct-18 00:57	1	17-Oct-18 01:08	1
PFOA	335-67-1	ND	63.1	88.8	71.0		63.2	88.8	71.1	0.141		70-130	30	17-Oct-18 00:57	1	17-Oct-18 01:08	1
PFOS	1763-23-1	ND	72.8	88.8	79.3		74.8	88.8	81.6	2.86		70-130	30	17-Oct-18 00:57	1	17-Oct-18 01:08	1
PFNA	375-95-1	ND	70.6	88.8	79.5		74.0	88.8	83.3	4.67		70-130	30	17-Oct-18 00:57	1	17-Oct-18 01:08	1

Labeled Standards	Type	MS % Rec	MS Quals	MSD % Rec	MSD Quals	Limits	MS Analyzed	MS Dil	MSD Analyzed	MSD Dil
13C3-PFBS	IS	97.5		99.2		50-150	17-Oct-18 00:57	1	17-Oct-18 01:08	1
13C4-PFHpA	IS	110		105		50-150	17-Oct-18 00:57	1	17-Oct-18 01:08	1
18O2-PFHxS	IS	98.4		96.5		50-150	17-Oct-18 00:57	1	17-Oct-18 01:08	1
13C2-PFOA	IS	101		96.6		50-150	17-Oct-18 00:57	1	17-Oct-18 01:08	1
13C8-PFOS	IS	92.5		90.6		50-150	17-Oct-18 00:57	1	17-Oct-18 01:08	1
13C5-PFNA	IS	84.9		79.9		50-150	17-Oct-18 00:57	1	17-Oct-18 01:08	1

Sample ID: OC-FB-100218 **PFAS Isotope Dilution Method**

Client Data				Laboratory Data			
Name:	CH2M Hill	Matrix:	Groundwater	Lab Sample:	1803231-04	Column:	BEH C18
Project:	678440.SI.SI.01	Date Collected:	02-Oct-18 14:55	Date Received:	03-Oct-18 09:50		

Analyte	CAS Number	Conc. (ng/L)	DL	LOD	LOQ	Qualifiers	Batch	Extracted	Samp Size	Analyzed	Dilution
PFBS	375-73-5	ND	2.89	4.20	8.43		B8J0057	15-Oct-18	0.119 L	17-Oct-18 01:50	1
PFHpA	375-85-9	ND	2.89	4.20	8.43		B8J0057	15-Oct-18	0.119 L	17-Oct-18 01:50	1
PFHxS	355-46-4	ND	2.89	4.20	8.43		B8J0057	15-Oct-18	0.119 L	17-Oct-18 01:50	1
PFOA	335-67-1	ND	2.89	4.20	8.43		B8J0057	15-Oct-18	0.119 L	17-Oct-18 01:50	1
PFOS	1763-23-1	ND	2.89	4.20	8.43		B8J0057	15-Oct-18	0.119 L	17-Oct-18 01:50	1
PFNA	375-95-1	ND	2.89	4.20	8.43		B8J0057	15-Oct-18	0.119 L	17-Oct-18 01:50	1

Labeled Standards	Type	% Recovery	Limits	Qualifiers	Batch	Extracted	Samp Size	Analyzed	Dilution
13C3-PFBS	IS	96.8	50 - 150		B8J0057	15-Oct-18	0.119 L	17-Oct-18 01:50	1
13C4-PFHpA	IS	101	50 - 150		B8J0057	15-Oct-18	0.119 L	17-Oct-18 01:50	1
18O2-PFHxS	IS	96.2	50 - 150		B8J0057	15-Oct-18	0.119 L	17-Oct-18 01:50	1
13C2-PFOA	IS	96.0	50 - 150		B8J0057	15-Oct-18	0.119 L	17-Oct-18 01:50	1
13C8-PFOS	IS	89.3	50 - 150		B8J0057	15-Oct-18	0.119 L	17-Oct-18 01:50	1
13C5-PFNA	IS	75.6	50 - 150		B8J0057	15-Oct-18	0.119 L	17-Oct-18 01:50	1

DL - Detection Limit

LOD - Limit of Detection

LOQ - Limit of quantitation

Results reported to the DL.

When reported, PFHxS, PFOA, PFOS, MeFOSAA and EtFOSAA include both linear and branched isomers. Only the linear isomer is reported for all other analytes.

Sample ID: MW-BG01-1018 **PFAS Isotope Dilution Method**

Client Data				Laboratory Data			
Name:	CH2M Hill	Matrix:	Groundwater	Lab Sample:	1803231-05	Column:	BEH C18
Project:	678440.SI.SI.01	Date Collected:	02-Oct-18 15:45	Date Received:	03-Oct-18 09:50		

Analyte	CAS Number	Conc. (ng/L)	DL	LOD	LOQ	Qualifiers	Batch	Extracted	Samp Size	Analyzed	Dilution
PFBS	375-73-5	ND	3.03	4.42	8.85		B8J0057	15-Oct-18	0.113 L	17-Oct-18 02:01	1
PFHpA	375-85-9	ND	3.03	4.42	8.85		B8J0057	15-Oct-18	0.113 L	17-Oct-18 02:01	1
PFHxS	355-46-4	ND	3.03	4.42	8.85		B8J0057	15-Oct-18	0.113 L	17-Oct-18 02:01	1
PFOA	335-67-1	4.16	3.03	4.42	8.85	J	B8J0057	15-Oct-18	0.113 L	17-Oct-18 02:01	1
PFOS	1763-23-1	ND	3.03	4.42	8.85		B8J0057	15-Oct-18	0.113 L	17-Oct-18 02:01	1
PFNA	375-95-1	ND	3.03	4.42	8.85		B8J0057	15-Oct-18	0.113 L	17-Oct-18 02:01	1

Labeled Standards	Type	% Recovery	Limits	Qualifiers	Batch	Extracted	Samp Size	Analyzed	Dilution
13C3-PFBS	IS	94.4	50 - 150		B8J0057	15-Oct-18	0.113 L	17-Oct-18 02:01	1
13C4-PFHpA	IS	105	50 - 150		B8J0057	15-Oct-18	0.113 L	17-Oct-18 02:01	1
18O2-PFHxS	IS	86.4	50 - 150		B8J0057	15-Oct-18	0.113 L	17-Oct-18 02:01	1
13C2-PFOA	IS	94.9	50 - 150		B8J0057	15-Oct-18	0.113 L	17-Oct-18 02:01	1
13C8-PFOS	IS	84.4	50 - 150		B8J0057	15-Oct-18	0.113 L	17-Oct-18 02:01	1
13C5-PFNA	IS	83.0	50 - 150		B8J0057	15-Oct-18	0.113 L	17-Oct-18 02:01	1

DL - Detection Limit

LOD - Limit of Detection

Results reported to the DL.

LOQ - Limit of quantitation

When reported, PFHxS, PFOA, PFOS, MeFOSAA and EtFOSAA include both linear and branched isomers. Only the linear isomer is reported for all other analytes.

Sample ID: MW-BG01P-1018 **PFAS Isotope Dilution Method**

Client Data				Laboratory Data			
Name:	CH2M Hill	Matrix:	Groundwater	Lab Sample:	1803231-06	Column:	BEH C18
Project:	678440.SI.SI.01	Date Collected:	02-Oct-18 15:50	Date Received:	03-Oct-18 09:50		

Analyte	CAS Number	Conc. (ng/L)	DL	LOD	LOQ	Qualifiers	Batch	Extracted	Samp Size	Analyzed	Dilution
PFBS	375-73-5	ND	3.06	4.46	8.95		B8J0057	15-Oct-18	0.112 L	17-Oct-18 02:11	1
PFHpA	375-85-9	ND	3.06	4.46	8.95		B8J0057	15-Oct-18	0.112 L	17-Oct-18 02:11	1
PFHxS	355-46-4	ND	3.06	4.46	8.95		B8J0057	15-Oct-18	0.112 L	17-Oct-18 02:11	1
PFOA	335-67-1	ND	3.06	4.46	8.95		B8J0057	15-Oct-18	0.112 L	17-Oct-18 02:11	1
PFOS	1763-23-1	ND	3.06	4.46	8.95		B8J0057	15-Oct-18	0.112 L	17-Oct-18 02:11	1
PFNA	375-95-1	ND	3.06	4.46	8.95		B8J0057	15-Oct-18	0.112 L	17-Oct-18 02:11	1

Labeled Standards	Type	% Recovery	Limits	Qualifiers	Batch	Extracted	Samp Size	Analyzed	Dilution
13C3-PFBS	IS	98.6	50 - 150		B8J0057	15-Oct-18	0.112 L	17-Oct-18 02:11	1
13C4-PFHpA	IS	107	50 - 150		B8J0057	15-Oct-18	0.112 L	17-Oct-18 02:11	1
18O2-PFHxS	IS	92.9	50 - 150		B8J0057	15-Oct-18	0.112 L	17-Oct-18 02:11	1
13C2-PFOA	IS	101	50 - 150		B8J0057	15-Oct-18	0.112 L	17-Oct-18 02:11	1
13C8-PFOS	IS	90.4	50 - 150		B8J0057	15-Oct-18	0.112 L	17-Oct-18 02:11	1
13C5-PFNA	IS	76.9	50 - 150		B8J0057	15-Oct-18	0.112 L	17-Oct-18 02:11	1

DL - Detection Limit

LOD - Limit of Detection

LOQ - Limit of quantitation

Results reported to the DL.

When reported, PFHxS, PFOA, PFOS, MeFOSAA and EtFOSAA include both linear and branched isomers. Only the linear isomer is reported for all other analytes.

Sample ID: OC-EB01-100218 **PFAS Isotope Dilution Method**

Client Data				Laboratory Data			
Name:	CH2M Hill	Matrix:	Groundwater	Lab Sample:	1803231-07	Column:	BEH C18
Project:	678440.SI.SI.01	Date Collected:	02-Oct-18 16:20	Date Received:	03-Oct-18 09:50		

Analyte	CAS Number	Conc. (ng/L)	DL	LOD	LOQ	Qualifiers	Batch	Extracted	Samp Size	Analyzed	Dilution
PFBS	375-73-5	ND	3.02	4.42	8.82		B8J0057	15-Oct-18	0.113 L	17-Oct-18 02:22	1
PFHpA	375-85-9	ND	3.02	4.42	8.82		B8J0057	15-Oct-18	0.113 L	17-Oct-18 02:22	1
PFHxS	355-46-4	ND	3.02	4.42	8.82		B8J0057	15-Oct-18	0.113 L	17-Oct-18 02:22	1
PFOA	335-67-1	ND	3.02	4.42	8.82		B8J0057	15-Oct-18	0.113 L	17-Oct-18 02:22	1
PFOS	1763-23-1	ND	3.02	4.42	8.82		B8J0057	15-Oct-18	0.113 L	17-Oct-18 02:22	1
PFNA	375-95-1	ND	3.02	4.42	8.82		B8J0057	15-Oct-18	0.113 L	17-Oct-18 02:22	1

Labeled Standards	Type	% Recovery	Limits	Qualifiers	Batch	Extracted	Samp Size	Analyzed	Dilution
13C3-PFBS	IS	95.9	50 - 150		B8J0057	15-Oct-18	0.113 L	17-Oct-18 02:22	1
13C4-PFHpA	IS	101	50 - 150		B8J0057	15-Oct-18	0.113 L	17-Oct-18 02:22	1
18O2-PFHxS	IS	103	50 - 150		B8J0057	15-Oct-18	0.113 L	17-Oct-18 02:22	1
13C2-PFOA	IS	98.2	50 - 150		B8J0057	15-Oct-18	0.113 L	17-Oct-18 02:22	1
13C8-PFOS	IS	90.2	50 - 150		B8J0057	15-Oct-18	0.113 L	17-Oct-18 02:22	1
13C5-PFNA	IS	79.9	50 - 150		B8J0057	15-Oct-18	0.113 L	17-Oct-18 02:22	1

DL - Detection Limit

LOD - Limit of Detection

LOQ - Limit of quantitation

Results reported to the DL.

When reported, PFHxS, PFOA, PFOS, MeFOSAA and EtFOSAA include both linear and branched isomers. Only the linear isomer is reported for all other analytes.

DATA QUALIFIERS & ABBREVIATIONS

B	This compound was also detected in the method blank
Conc.	Concentration
D	Dilution
DL	Detection limit
E	The associated compound concentration exceeded the calibration range of the instrument
H	Recovery and/or RPD was outside laboratory acceptance limits
I	Chemical Interference
J	The amount detected is below the Reporting Limit/LOQ
LOD	Limits of Detection
LOQ	Limits of Quantitation
M	Estimated Maximum Possible Concentration (CA Region 2 projects only)
NA	Not applicable
ND	Not Detected
Q	Ion ratio outside of 70-130% of Standard Ratio. (DOD PFAS projects only)
TEQ	Toxic Equivalency
U	Not Detected (specific projects only)
*	See Cover Letter

Unless otherwise noted, solid sample results are reported in dry weight. Tissue samples are reported in wet weight.

CERTIFICATIONS

Accrediting Authority	Certificate Number
Alaska Department of Environmental Conservation	17-013
Arkansas Department of Environmental Quality	18-008-0
California Department of Health – ELAP	2892
DoD ELAP - A2LA Accredited - ISO/IEC 17025:2005	3091.01
Florida Department of Health	E87777-18
Hawaii Department of Health	N/A
Louisiana Department of Environmental Quality	01977
Maine Department of Health	2018017
Minnesota Department of Health	1322288
New Hampshire Environmental Accreditation Program	207717
New Jersey Department of Environmental Protection	CA003
New York Department of Health	11411
Oregon Laboratory Accreditation Program	4042-009
Pennsylvania Department of Environmental Protection	014
Texas Commission on Environmental Quality	T104704189-18-8
Virginia Department of General Services	9077
Washington Department of Ecology	C584
Wisconsin Department of Natural Resources	998036160

Current certificates and lists of licensed parameters are located in the Quality Assurance office and are available upon request.

NELAP Accredited Test Methods

MATRIX: Air	
Description of Test	Method
Determination of Polychlorinated p-Dioxins & Polychlorinated Dibenzofurans	EPA 23

MATRIX: Biological Tissue	
Description of Test	Method
Tetra- through Octa-Chlorinated Dioxins and Furans by Isotope Dilution GC/HRMS	EPA 1613B
Brominated Diphenyl Ethers by HRGC/HRMS	EPA 1614A
Chlorinated Biphenyl Congeners in Water, Soil, Sediment, and Tissue by GC/HRMS	EPA 1668A/C
Pesticides in Water, Soil, Sediment, Biosolids, and Tissue by HRGC/HRMS	EPA 1699
Perfluorinated Alkyl Acids in Drinking Water by SPE and LC/MS/MS	EPA 537
Polychlorinated Dibenzo-p-Dioxins and Polychlorinated Dibenzofurans by GC/HRMS	EPA 8280A/B
Polychlorinated Dibenzodioxins (PCDDs) and Polychlorinated Dibenzofurans (PCDFs) by GC/HRMS	EPA 8290/8290A

MATRIX: Drinking Water	
Description of Test	Method
2,3,7,8-Tetrachlorodibenzo- p-dioxin (2,3,7,8-TCDD) GC/HRMS	EPA 1613
Perfluorinated Alkyl Acids in Drinking Water by SPE and LC/MS/MS	EPA 537

MATRIX: Non-Potable Water	
Description of Test	Method
Tetra- through Octa-Chlorinated Dioxins and Furans by Isotope Dilution GC/HRMS	EPA 1613B
Brominated Diphenyl Ethers by HRGC/HRMS	EPA 1614A
Chlorinated Biphenyl Congeners in Water, Soil, Sediment, and Tissue by GC/HRMS	EPA 1668A/C
Pesticides in Water, Soil, Sediment, Biosolids, and Tissue by HRGC/HRMS	EPA 1699
Perfluorinated Alkyl Acids in Drinking Water by SPE and LC/MS/MS	EPA 537
Dioxin by GC/HRMS	EPA 613
Polychlorinated Dibenzo-p-Dioxins and Polychlorinated Dibenzofurans by GC/HRMS	EPA 8280A/B
Polychlorinated Dibenzodioxins (PCDDs) and Polychlorinated Dibenzofurans (PCDFs) by GC/HRMS	EPA 8290/8290A

MATRIX: Solids	
Description of Test	Method
Tetra-Octa Chlorinated Dioxins and Furans by Isotope Dilution GC/HRMS	EPA 1613
Tetra- through Octa-Chlorinated Dioxins and Furans by Isotope Dilution GC/HRMS	EPA 1613B
Brominated Diphenyl Ethers by HRGC/HRMS	EPA 1614A
Chlorinated Biphenyl Congeners in Water, Soil, Sediment, and Tissue by GC/HRMS	EPA 1668A/C
Perfluorinated Alkyl Acids in Drinking Water by SPE and LC/MS/MS	EPA 537
Polychlorinated Dibenzo-p-Dioxins and Polychlorinated Dibenzofurans by GC/HRMS	EPA 8280A/B
Polychlorinated Dibenzodioxins (PCDDs) and Polychlorinated Dibenzofurans (PCDFs) by GC/HRMS	EPA 8290/8290A



CHAIN OF CUSTODY

For Laboratory Use Only
 Work Order #: 1803231 Temp: 0.3 °C
 Storage ID: WR-2 Storage Secured: Yes No

Project ID: 678440.SLSL.01 PO#: _____ Sampler: M. MANNS/N. WITNER
 (name)

TAT (check one): 21 days 14 days 7 days
 Standard: _____ Rush (surcharge may apply) Specify: _____

Invoice to: Name JULIANA DEAN Company CH2M Address 5701 CLEVELAND ST City VA BEACH State VA Ph# _____ Fax# _____

Relinquished by (printed name and signature) [Signature] Date 10/2/18 Time 1700 Received by (printed name and signature) B. Benedict Date 10/3/18 Time 1025
 Relinquished by (printed name and signature) _____ Date _____ Time _____ Received by (printed name and signature) _____ Date _____ Time _____

SHIP TO: Vista Analytical Laboratory 1104 Windfield Way El Dorado Hills, CA 95762 Ph: (916) 673-1520; Fax: (916) 673-0106			Method of Shipment:	Add Analysis(es) Requested		PFAS Isotope Dilution	USEPA Method 537	Comments							
ATTN: _____			Tracking No.:	Container(s)											
Sample ID	Date	Time	Location/Sample Description	Quantity	Type	Matrix	List of 21	List of 21 w/Isomers	List of 24	List of 24 w/Isomers	List of 28	Other: Please List Below	PFOM/POS	UCHRS PFAS List 8	PFAS List 14
OCSTR-WL01-1018	10/2/18	1315		2	P	DW							X		
OCSTR-WL01-1018-MV		1315		2	P	DW									
OCSTR-WL01-1018-SN		1315		2	P	DW									
OCSTR-FB01-1018		1316		2	P	DW									
OC-MWOSD-1818		1450		2	P	GW									
OC-MWOSD-1018-04		1450		2	P	GW									
OC-MWOSD-1018-30		1450		2	P	GW									
OC-FB-100218		1455		2	P	SW									
MGN-BG01-1018		1545		2	P	GW									

Special Instructions/Comments:

SEND DOCUMENTATION AND RESULTS TO:
SEE PO

Name: _____
 Company: _____
 Address: _____
 City: _____ State: _____ Zip: _____
 Phone: _____ Fax: _____
 Email: _____

Container Types: P= HDPE, PJ= HDPE Jar
 O = Other: _____
 Bottle Preservation Type: T = Thiosulfate, TZ = Trizma: _____
 Matrix Types: AQ = Aqueous, DW = Drinking Water, EF = Effluent, PP = Pulp/Paper, SD = Sediment, SL = Sludge, SO = Soil, WW = Wastewater, B = Blood/Serum, O = Other: _____



CHAIN OF CUSTODY

Pg 2 of 2

For Laboratory Use Only
 Work Order #: 1803231 Temp: 0.3 °C
 Storage ID: WR-2 Storage Secured: Yes No

Project ID: 678440.SI.SI.01 PO#: _____ Sampler: M. MANAS (M. WITMER)
 (name)

TAT (check one): 21 days 14 days 7 days
 Standard: _____ Rush (surcharge may apply) Specify: _____

Invoice to: Name JULIANA DEAN Company CH2M Address 5701 CLEVELAND ST City VA BEACH State VA
 Relinquished by (printed name and signature) _____ Date 10/2/12 Time 1700 Received by (printed name and signature) B Benedict Bett Beneat Date 10/3/12 Time 1025

Relinquished by (printed name and signature) _____ Date _____ Time _____ Received by (printed name and signature) _____ Date _____ Time _____

SHIP TO: Vista Analytical Laboratory 1104 Windfield Way El Dorado Hills, CA 95762 Ph: (916) 673-1520; Fax: (916) 673-0106			Method of Shipment:	Add Analysis(es) Requested		PFAS Isotope Dilution		USEPA Method 537		Comments					
ATTN: _____			Tracking No.: _____	Container(s)											
Sample ID	Date	Time	Location/Sample Description	Quantity	Type	Matrix	List of 21	List of 21 w/Isomers	List of 24	List of 24 w/Isomers	List of 28	Other, Please List Below	PFOA/PFS	UCMRS PFAS List 8	PFAS List 14
<u>MW-BG01P-1013</u>	<u>10/02/12</u>	<u>1355</u>		<u>2</u>	<u>P</u>	<u>G₂</u>							<u>X</u>		
<u>OC-TDW-100218</u>	<u>10/2/12</u>	<u>1610</u>		<u>2</u>	<u>P</u>	<u>SW</u>							<u>X</u>		
<u>OC-FB01-160218</u>	<u>10/2/12</u>	<u>1620</u>		<u>2</u>	<u>P</u>	<u>SW</u>							<u>X</u>		
<u>SEE PU</u>															

Special Instructions/Comments: _____

SEND DOCUMENTATION AND RESULTS TO:
SEE PU

Name: _____ Company: _____ Address: _____ City: _____ State: _____ Zip: _____ Phone: _____ Fax: _____ Email: _____

Container Types: P= HDPE, PJ= HDPE Jar Bottle Preservation Type: T = Thiosulfate, TZ = Trizma: _____
 O = Other: _____ Matrix Types: AQ = Aqueous, DW = Drinking Water, EF = Effluent, PP = Pulp/Paper, SD = Sediment, SL = Sludge, SO = Soil, WW = Wastewater, B = Blood/Serum, O = Other: _____



Sample Log in Checklist

PAGE # 1 of 1
 WO# 1803231
 SDG# — NA —
 TAT 14

Section 1: Container Receipt				
Delivered By: <input checked="" type="checkbox"/> FedEx <input type="checkbox"/> UPS <input type="checkbox"/> On Trac <input type="checkbox"/> GSO <input type="checkbox"/> DHL <input type="checkbox"/> Hand Delivered <input type="checkbox"/> Other:				
Number of Containers	Arrival Date	Arrival time	Cooler Received LR-SLC Initiated By/Date	
1	10/3/18	0950	URB 10/3/18	

Section 2: Sample Receipt Condition and Initial Storage					
Container Condition	Chain of Custody	Preservation Type	Temperature	Storage Location	Initials/Date
<input checked="" type="checkbox"/> Shipping container intact <input checked="" type="checkbox"/> Shipping seals intact <input checked="" type="checkbox"/> Custody Seals present <input checked="" type="checkbox"/> Custody seals intact	<input checked="" type="checkbox"/> COC present <input checked="" type="checkbox"/> Multiple COC's: <u>2</u> <input checked="" type="checkbox"/> "Relinquished By" Section complete	<input checked="" type="checkbox"/> Ice <input type="checkbox"/> Blue Ice <input type="checkbox"/> Dry Ice <input type="checkbox"/> Other	Thermometer ID: <u>IR-4</u> <input type="checkbox"/> Probe used Temp (uncorrected): <u>0.4</u> °C Temp (corrected): <u>0.3</u> °C	<input checked="" type="checkbox"/> WR2 <input type="checkbox"/> WF2 <input type="checkbox"/> NA	URB 10/3/18

Section 3: Sample Log In	
Airbill/Trk #	<u>7830 4066 4095</u>
Shipping container <input checked="" type="checkbox"/> Vista <input type="checkbox"/> Client <input checked="" type="checkbox"/> Retain <input type="checkbox"/> Return <input type="checkbox"/> Dispose	By/date
Log In Time: <u>0510</u>	<u>URB 10/5/18</u>
COC clearly identifies: <ul style="list-style-type: none"> <input checked="" type="checkbox"/> Sample name ✓ <input checked="" type="checkbox"/> Sample matrix ✓ <input checked="" type="checkbox"/> Test method ✓ <input checked="" type="checkbox"/> Sample collection date or time ✓ <input checked="" type="checkbox"/> Collector's name ✓ <input checked="" type="checkbox"/> Preservation type <u>NOT on COC "None" on label</u> 	<input checked="" type="checkbox"/> Acceptable <input type="checkbox"/> Not acceptable – anomaly form required <u>URB 10/5/18</u>
All samples present and accounted for on COC	<u>URB 10/5/18</u>
Sample IDs are legible	<u>URB 10/5/18</u>
Samples conform to the description on the COC	<u>URB 10/5/18</u>
Samples are intact and suitable for testing	<u>URB 10/5/18</u>
Preservation documented as required: <input checked="" type="checkbox"/> NA <input type="checkbox"/> Na ₂ S ₂ O ₃ <input type="checkbox"/> Trizma <input type="checkbox"/> Other _____	<u>URB 10/5/18</u>
Samples stored <input checked="" type="checkbox"/> WR2 Shelf: <u>BCF</u> <input type="checkbox"/> WF2 Shelf: _____ <input type="checkbox"/> R1 Shelf: _____	<u>URB 10/5/18</u>
Comments:	<u>n/a</u> <u>URB 10/5/18</u>

EXTRACTION INFORMATION

PRIORITY

Process Sheet Workorder: 1803231

Prep Expiration: 2018-Oct-16
Client: CH2M Hill

Workorder Due: 17-Oct-18 00:00

TAT: 14

Method: 537M PFAS DOD (LOQ as mRL)
Matrix: Aqueous

Prep Batch: B8J0057

Version: UCMR 3 (6 Analyte)
DoD: DoD QSM 5.1

Prep Data Entered: 10/16/18 TC
Date and Initials

Initial Sequence: _____

LabSampID	A/B	Prep Rec	Spike Rec	ClientSampleID	Comments	Location	Container
1803231-01	"A, B, C"	<input checked="" type="checkbox"/>	<input checked="" type="checkbox"/>	OCSTR-WL01-1018	MS/MSD	WR-2 B-6	HDPE Bottle, 125 mL
1803231-02	"A"	<input checked="" type="checkbox"/>	<input checked="" type="checkbox"/>	OCSTR-FB01-1018		WR-2 B-6	HDPE Bottle, 125 mL
1803231-03	"A, B, C"	<input checked="" type="checkbox"/>	<input checked="" type="checkbox"/>	OC-MW0SD-1018	MS/MSD	WR-2 B-6	HDPE Bottle, 125 mL
1803231-04	"A"	<input checked="" type="checkbox"/>	<input checked="" type="checkbox"/>	OC-FB-100218		WR-2 B-6	HDPE Bottle, 125 mL
1803231-05	↓	<input checked="" type="checkbox"/>	<input checked="" type="checkbox"/>	MW-BG01-1018		WR-2 B-6	HDPE Bottle, 125 mL
1803231-06	↓	<input checked="" type="checkbox"/>	<input checked="" type="checkbox"/>	MW-BG01P-1018		WR-2 B-6	HDPE Bottle, 125 mL
1803231-07	↓	<input type="checkbox"/>	<input type="checkbox"/>	OC-EB01-100218	✓ "OC-EB-100218" 10-8-18 ejm	WR-2 B-6	HDPE Bottle, 125 mL

WO Comments: List of 6, include Total PFOA.

Pre-Prep Check Out: 10-8-18 ejm

Prep Check Out: JR 10/15/18

Prep Reconciled Initials/Date: 10-8-18 ejm

Pre-Prep Check In: 10-8-18 ejm

Prep Check In: NA

Spike Reconciled Initials/Date: JR 10/15/18

VialBoxID: Chem Lab

PREPARATION BENCH SHEET

Matrix: Aqueous

Method: 537M PFAS DOD (LOQ as mL)

B8J0057

Chemist: JB

Prep Date: 10/15

Prep Time: 0715

Prepared using: LCMS - SPE Extraction-LCMS

		Date/Initials: <u>10-8-18 ajm</u>				BalanceID: <u>HRMS-8</u>					
Cen	VISTA Sample ID	pH Before	pH After	Chlorine (Cl)	Drops HCl Added	Bottle + Sample (g)	Bottle Only (g)	Sample Amt. (L)	IS/NS CHEM/WIT DATE	SPE	RS CHEM/WIT DATE
<input type="checkbox"/>	B8J0057-BLK1	5	2	0	2	<u>N/A</u>	<u>N/A</u>	(0.125)	<u>JB CR 10/15/18</u>	<u>CC/10/15/18</u>	<u>TR CC/10/15/18</u>
<input type="checkbox"/>	B8J0057-BS1	5	2	0	2	↓	↓	(0.125)			
<input type="checkbox"/>	B8J0057-MS1 1803231-01	7	2	0	4	143.02	26.80	0.11622			
<input type="checkbox"/>	B8J0057-MS2 1803231-03	7	2	0	4	139.56	26.89	0.11267			
<input type="checkbox"/>	B8J0057-MSD1 1803231-01	7	2	0	4	140.30	26.99	0.11331			
<input type="checkbox"/>	B8J0057-MSD2 1803231-03	7	2	0	4	139.48	26.82	0.11266			
<input type="checkbox"/>	1803231-01	7	2	0	4	141.12	26.90	0.11422			
<input type="checkbox"/>	1803231-02	5	2	0	2	142.81	26.95	0.11586			
<input type="checkbox"/>	1803231-03	7	2	0	4	140.15	26.95	0.11320			
<input type="checkbox"/>	1803231-04	5	2	0	2	145.42	26.79	0.11863			
<input type="checkbox"/>	1803231-05	5	2	0	2	139.83	26.87	0.11296			
<input type="checkbox"/>	1803231-06	5	2	0	2	138.64	26.86	0.11178			
<input type="checkbox"/>	1803231-07	5	2	0	2	140.3	26.97	0.11333			

IS: <u>18H1301, 10 mL (C)</u>	SPE Chem: <u>Strata X-AU 33um 200mg 6mL</u>	Notes:
IS SUP: <u>NA</u>	Ele SOLV: <u>MeOH/0.5% NH4OH in MeOH</u>	
NS: <u>18H1304, 10 mL (V)</u>	Final Volume(s) <u>1 mL</u>	
RS: <u>18H1302, 10 mL (C)</u>		

Comments: Assume 1 g = 1 mL

Cen = Centrifuged

Batch: B8J0057

Matrix: Aqueous

LabNumber	WetWeight (Initial)	% Solids (Extraction Solids)	DryWeight	Final	Extracted	Ext By	Spike	SpikeAmount	ClientMatrix	Analysis
1803231-01	0.11422 ✓	NA	NA	1000	15-Oct-18 07:15	JMR			Drinking Water	537M PFAS DOD (LOQ as
1803231-02	0.11586 ✓			1000	15-Oct-18 07:15	JMR			Drinking Water	537M PFAS DOD (LOQ as
1803231-03	0.1132 ✓			1000	15-Oct-18 07:15	JMR			Groundwater	537M PFAS DOD (LOQ as
1803231-04	0.11863 ✓			1000	15-Oct-18 07:15	JMR			Groundwater	537M PFAS DOD (LOQ as
1803231-05	0.11296 ✓			1000	15-Oct-18 07:15	JMR			Groundwater	537M PFAS DOD (LOQ as
1803231-06	0.11178 ✓			1000	15-Oct-18 07:15	JMR			Groundwater	537M PFAS DOD (LOQ as
1803231-07	0.11333 ✓			1000	15-Oct-18 07:15	JMR			Groundwater	537M PFAS DOD (LOQ as
B8J0057-BLK1	0.125 ✓			1000	15-Oct-18 07:15	JMR				QC
B8J0057-BS1	0.125 ✓			1000	15-Oct-18 07:15	JMR	18H1304 ✓	10 ✓		QC
B8J0057-MS1	0.11622 ✓			1000	15-Oct-18 07:15	JMR	18H1304 ✓	10 ✓		QC
B8J0057-MS2	0.11267 ✓			1000	15-Oct-18 07:15	JMR	18H1304 ✓	10 ✓		QC
B8J0057-MSD1	0.11331 ✓			1000	15-Oct-18 07:15	JMR	18H1304 ✓	10 ✓		QC
B8J0057-MSD2	0.11266 ✓			1000	15-Oct-18 07:15	JMR	18H1304 ✓	10 ✓		QC

✓ 10/16/18

Sample Data – PFAS Isotope Dilution Method

Dataset: Z:\Projects\PFAS.PRO\Results\181016M1\181016M1-76.qld

Last Altered: Wednesday, October 17, 2018 11:52:23 Pacific Daylight Time

Printed: Wednesday, October 17, 2018 11:52:46 Pacific Daylight Time

Name: 181016M1_76, Date: 17-Oct-2018, Time: 00:25:54, ID: B8J0057-BLK1 Method Blank 0.125, Description: Method Blank

#	Name	Trace	Area	IS Area	wt/vol	RRF	Pred.RT	RT	Response	Conc.	%Rec	Ion Ratio	Ratio Out?
1	3	PFBS	299.0 > 79.7	1.58e3	0.125		2.59						
2	7	PFHpA	363.0 > 318.9	2.92e1	0.125	0.000	3.88	3.88	0.0352			17.091	YES
3	8	L-PFHxS	398.9 > 79.6	6.01e0	0.125	0.000	4.04	4.03	0.0600			3.823	YES
4	68	Total PFHxS	398.9 > 79.6	6.01e0	0.125		4.05		0.000				
5	38	13C3-PFBS	302. > 98.8	1.58e3	0.125	0.473	2.63	2.59	5.91	98.5472	98.5		
6	41	13C4-PFHpA	367.2 > 321.8	1.04e4	0.125	0.478	3.75	3.88	5.97	110.4964	110.5		
7	42	18O2-PFHxS	403.0 > 102.6	1.25e3	0.125	0.373	3.90	4.03	4.67	95.9288	95.9		
8	42	18O2-PFHxS	403.0 > 102.6	1.25e3	0.125	0.373	3.90	4.03	4.67	95.9288	95.9		
9	-1												
10	11	L-PFOA	412.8 > 368.9	1.33e2	0.125	0.000	4.30	4.38	0.0866			5.588	YES
11	69	Total PFOA	412.8 > 368.9	1.33e2	0.125		4.00		0.000				
12	16	L-PFOS	498.9 > 79.9	3.22e3	0.125		4.93						
13	70	Total PFOS	498.9 > 79.9	0.00e0	0.125		4.60		0.000				
14	44	13C2-PFOA	414.9 > 369.7	1.93e4	0.125	0.615	4.27	4.38	7.68	103.9526	104.0		
15	44	13C2-PFOA	414.9 > 369.7	1.93e4	0.125	0.615	4.27	4.38	7.68	103.9526	104.0		
16	47	13C8-PFOS	507.0 > 79.9	3.22e3	0.125	0.957	4.79	4.92	12.0	90.7858	90.8		
17	47	13C8-PFOS	507.0 > 79.9	3.22e3	0.125	0.957	4.79	4.92	12.0	90.7858	90.8		
18	-1												
19	14	PFNA	463.0 > 418.8	1.65e4	0.125		4.71						
20	73	TCDA	498.3>106.9		0.125		5.15						
21	61	13C5-PFHxA	318 > 272.9	2.17e4	0.125	1.00	3.12	3.18	12.5	100.0000	100.0		
22	63	13C8-PFOA	420.9 > 376	3.13e4	0.125	1.00	4.27	4.38	12.5	100.0000	100.0		
23	45	13C5-PFNA	468.2 > 422.9	1.65e4	0.125	0.778	4.71	4.83	9.73	83.1565	83.2		
24	47	13C8-PFOS	507.0 > 79.9	3.22e3	0.125	0.957	4.79	4.92	12.0	90.7858	90.8		
25	64	13C9-PFNA	472.2 > 426.9	2.12e4	0.125	1.00	4.71	4.83	12.5	100.0000	100.0		
26	62	13C3-PFHxS	401.8 > 79.9	3.35e3	0.125	1.00	3.90	4.03	12.5	100.0000	100.0		
27	65	13C4-PFOS	503 > 79.9	3.37e3	0.125	1.00	4.79	4.92	12.5	100.0000	100.0		

Dataset: Z:\Projects\PFAS.PRO\Results\181016M1\181016M1-76.qld

Last Altered: Wednesday, October 17, 2018 11:52:23 Pacific Daylight Time

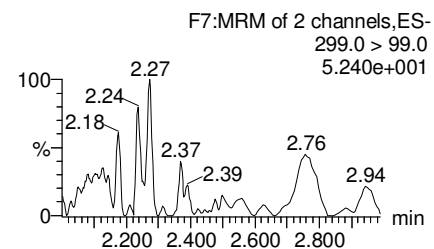
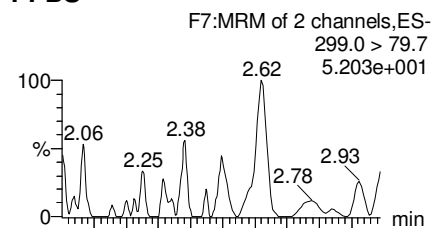
Printed: Wednesday, October 17, 2018 11:52:46 Pacific Daylight Time

Method: Z:\Projects\PFAS.PRO\MethDB\PFAS_FULL_80C_101618.mdb 16 Oct 2018 14:15:22

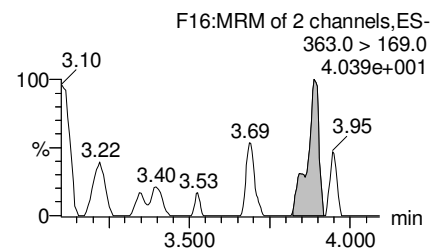
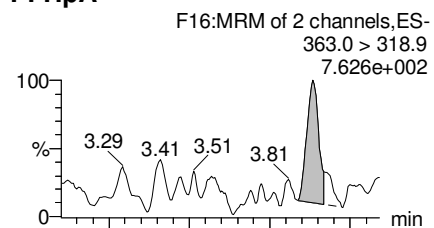
Calibration: Z:\Projects\PFAS.PRO\CurveDB\C18_VAL-PFAS_Q4_10-14-18.cdb 14 Oct 2018 19:12:54

Name: 181016M1_76, Date: 17-Oct-2018, Time: 00:25:54, ID: B8J0057-BLK1 Method Blank 0.125, Description: Method Blank

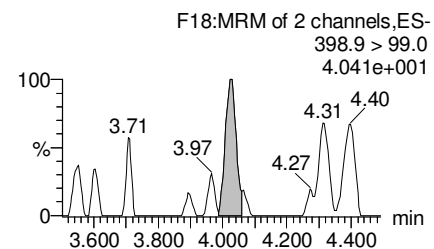
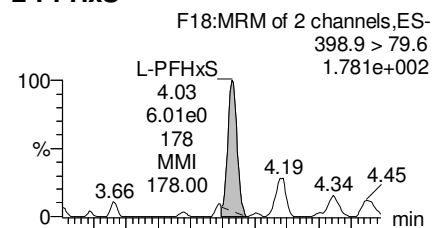
PFBS



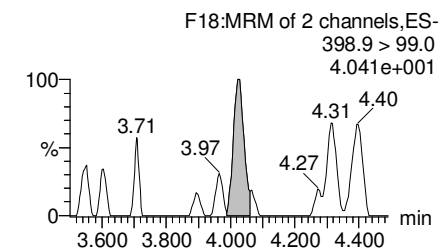
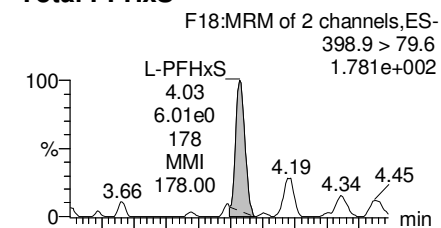
PFHpA



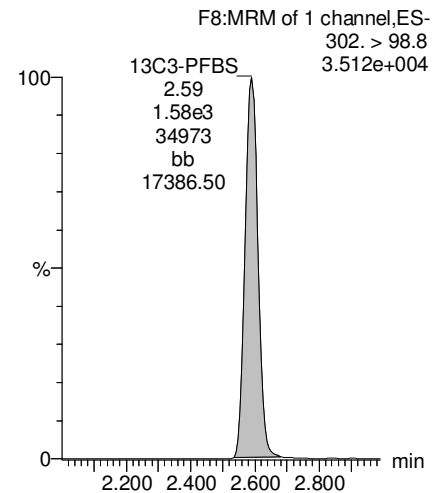
L-PFHxS



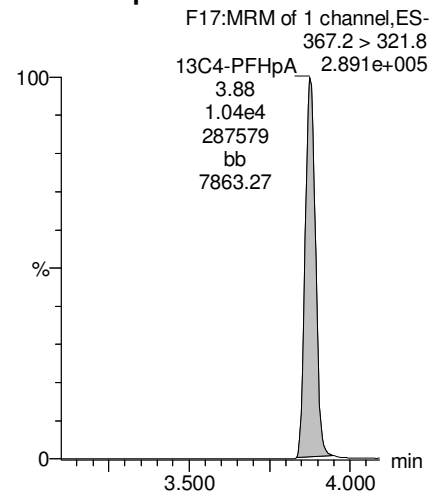
Total PFHxS



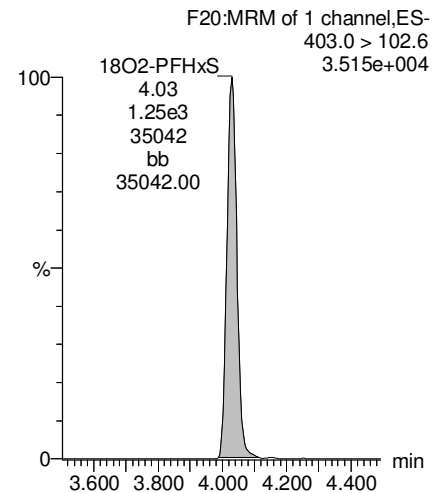
13C3-PFBS



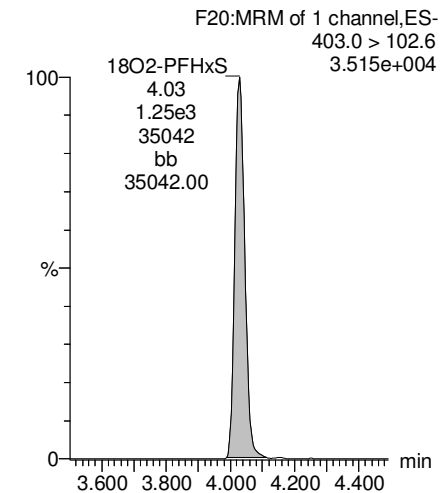
13C4-PFHpA



18O2-PFHxS



18O2-PFHxS



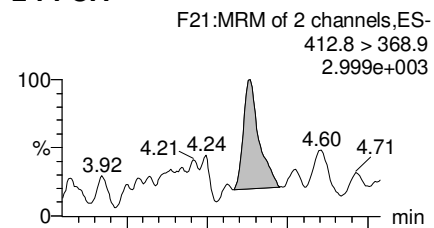
Dataset: Z:\Projects\PFAS.PRO\Results\181016M1\181016M1-76.qld

Last Altered: Wednesday, October 17, 2018 11:52:23 Pacific Daylight Time

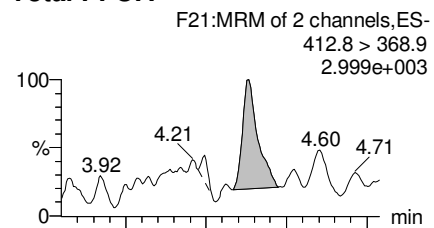
Printed: Wednesday, October 17, 2018 11:52:46 Pacific Daylight Time

Name: 181016M1_76, Date: 17-Oct-2018, Time: 00:25:54, ID: B8J0057-BLK1 Method Blank 0.125, Description: Method Blank

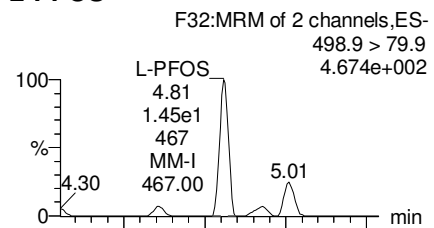
L-PFOA



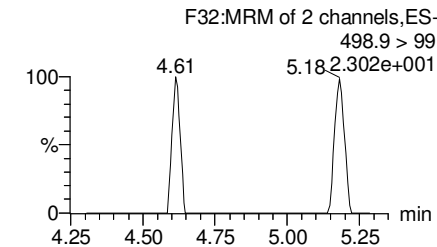
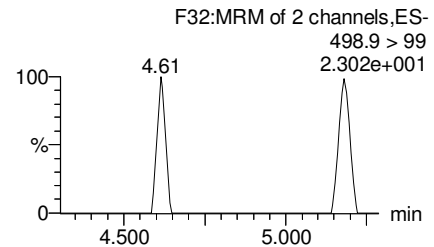
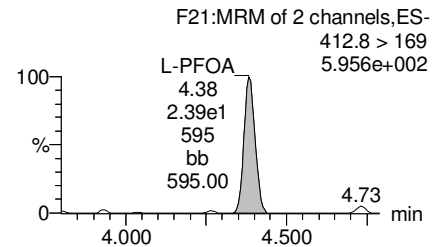
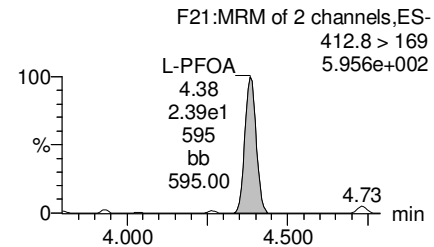
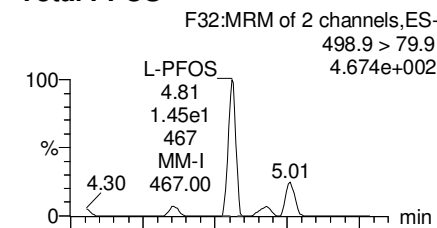
Total PFOA



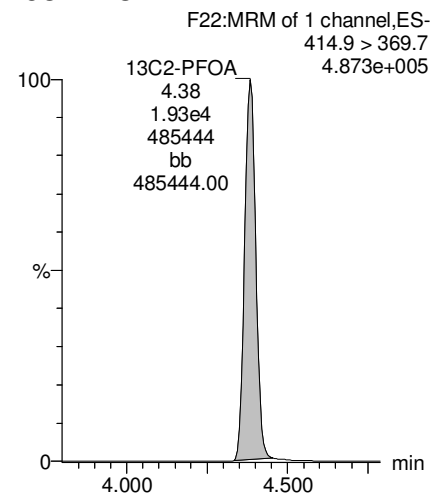
L-PFOS



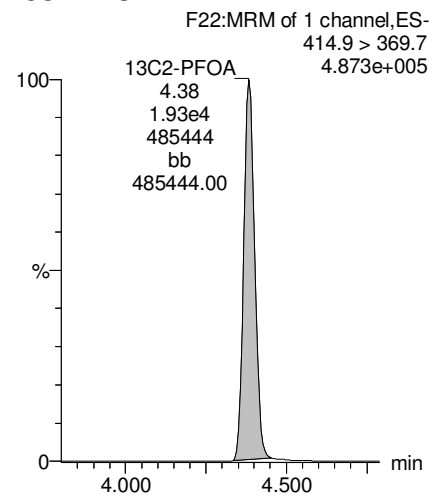
Total PFOS



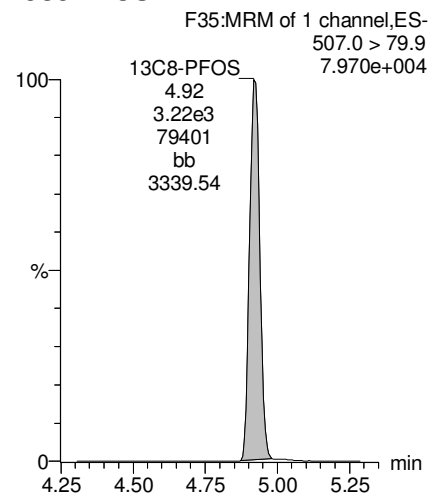
13C2-PFOA



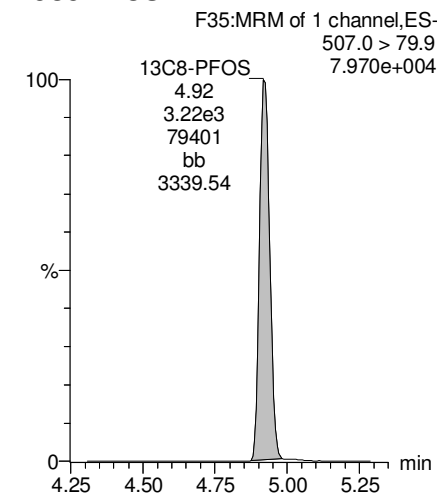
13C2-PFOA



13C8-PFOS



13C8-PFOS



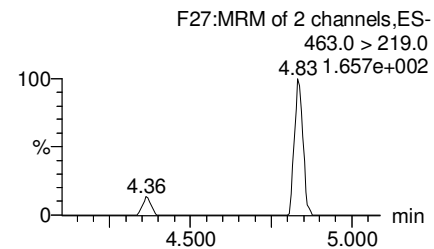
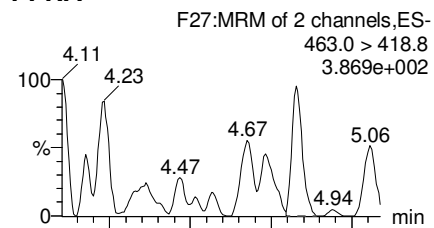
Dataset: Z:\Projects\PFAS.PRO\Results\181016M1\181016M1-76.qld

Last Altered: Wednesday, October 17, 2018 11:52:23 Pacific Daylight Time

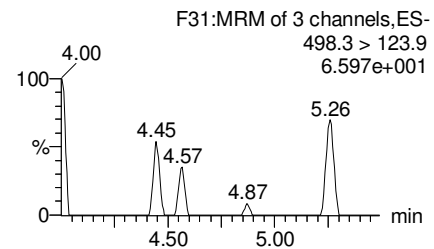
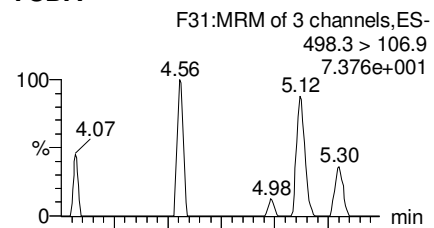
Printed: Wednesday, October 17, 2018 11:52:46 Pacific Daylight Time

Name: 181016M1_76, Date: 17-Oct-2018, Time: 00:25:54, ID: B8J0057-BLK1 Method Blank 0.125, Description: Method Blank

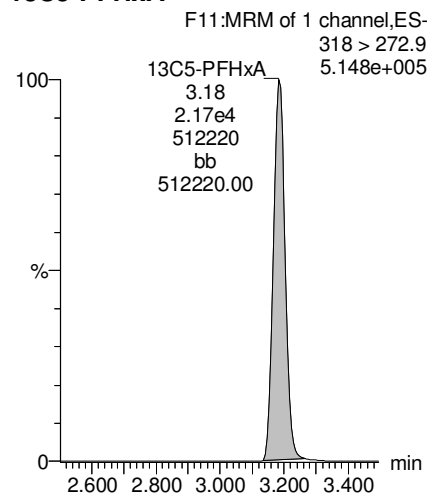
PFNA



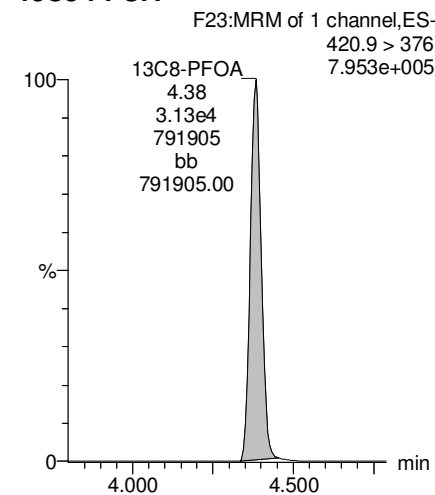
TCDA



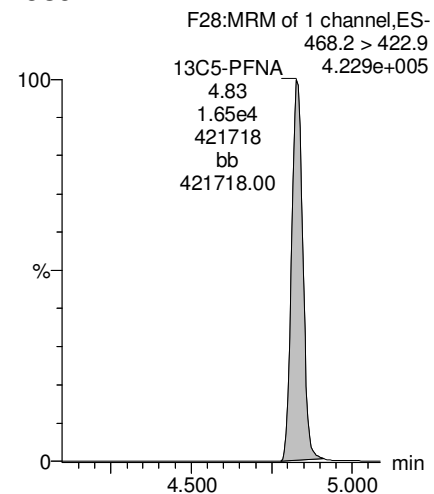
13C5-PFHxA



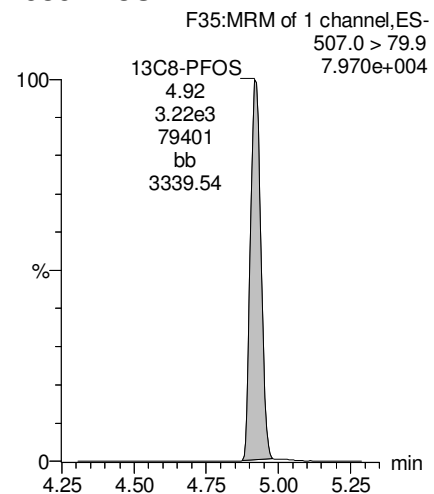
13C8-PFOA



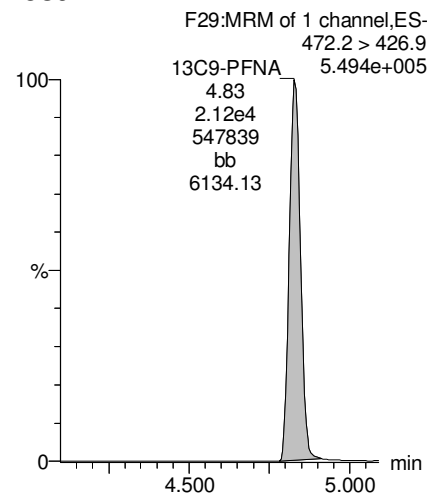
13C5-PFNA



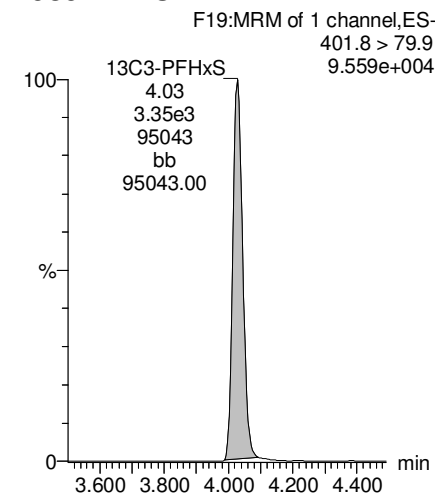
13C8-PFOS



13C9-PFNA



13C3-PFHxS



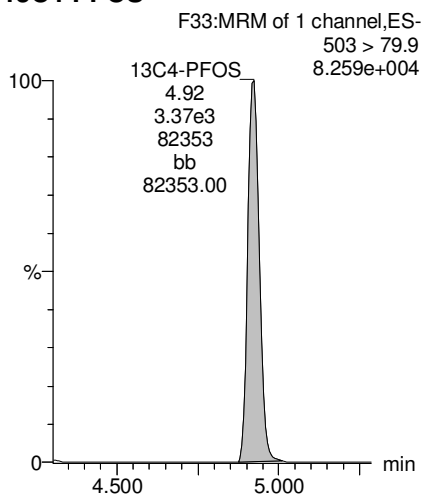
Dataset: Z:\Projects\PFAS.PRO\Results\181016M1\181016M1-76.qld

Last Altered: Wednesday, October 17, 2018 11:52:23 Pacific Daylight Time

Printed: Wednesday, October 17, 2018 11:52:46 Pacific Daylight Time

Name: 181016M1_76, Date: 17-Oct-2018, Time: 00:25:54, ID: B8J0057-BLK1 Method Blank 0.125, Description: Method Blank

13C4-PFOS



Dataset: Z:\Projects\PFAS.PRO\Results\181016M1\181016M1-75.qld

Last Altered: Wednesday, October 17, 2018 11:44:13 Pacific Daylight Time

Printed: Wednesday, October 17, 2018 11:46:56 Pacific Daylight Time

Name: 181016M1_75, Date: 17-Oct-2018, Time: 00:15:16, ID: B8J0057-BS1 OPR 0.125, Description: OPR

	# Name	Trace	Area	IS Area	wt/vol	RRF	Pred.RT	RT	Response	Conc.	%Rec	Ion Ratio	Ratio Out?
1	3 PFBS	299.0 > 79.7	2.23e3	1.78e3	0.125	1.56	2.59	2.59	15.6	62.5934	78.2	2.709	NO
2	7 PFHpA	363.0 > 318.9	1.01e4	1.16e4	0.125	1.08	3.88	3.88	10.8	63.7704	79.7	10.350	NO
3	8 L-PFHxS	398.9 > 79.6	1.83e3	1.45e3	0.125	1.58	4.04	4.03	15.8	69.8273	87.3	1.621	NO
4	68 Total PFHxS	398.9 > 79.6	1.83e3	1.45e3	0.125		4.05		15.8	69.8273			
5	38 13C3-PFBS	302. > 98.8	1.78e3	3.68e3	0.125	0.484	2.63	2.58	6.05	100.9934	101.0		
6	41 13C4-PFHpA	367.2 > 321.8	1.16e4	2.43e4	0.125	0.477	3.75	3.88	5.96	110.3334	110.3		
7	42 18O2-PFHxS	403.0 > 102.6	1.45e3	3.68e3	0.125	0.394	3.90	4.03	4.93	101.2654	101.3		
8	42 18O2-PFHxS	403.0 > 102.6	1.45e3	3.68e3	0.125	0.394	3.90	4.03	4.93	101.2654	101.3		
9	-1												
10	11 L-PFOA	412.8 > 368.9	2.15e4	2.08e4	0.125	1.29	4.30	4.38	12.9	57.8960	72.4	3.530	NO
11	69 Total PFOA	412.8 > 368.9	2.16e4	2.08e4	0.125		4.00		12.9	57.8960			
12	16 L-PFOS	498.9 > 79.9	2.75e3	3.73e3	0.125	0.922	4.93	4.92	9.22	63.6359	79.5	2.026	NO
13	70 Total PFOS	498.9 > 79.9	2.75e3	3.73e3	0.125		4.60		9.22	63.6359			
14	44 13C2-PFOA	414.9 > 369.7	2.08e4	3.54e4	0.125	0.589	4.27	4.38	7.36	99.6374	99.6		
15	44 13C2-PFOA	414.9 > 369.7	2.08e4	3.54e4	0.125	0.589	4.27	4.38	7.36	99.6374	99.6		
16	47 13C8-PFOS	507.0 > 79.9	3.73e3	3.65e3	0.125	1.02	4.79	4.92	12.8	96.8873	96.9		
17	47 13C8-PFOS	507.0 > 79.9	3.73e3	3.65e3	0.125	1.02	4.79	4.92	12.8	96.8873	96.9		
18	-1												
19	14 PFNA	463.0 > 418.8	1.46e4	1.84e4	0.125	0.995	4.71	4.83	9.95	67.0808	83.9	3.973	NO
20	73 TCDA	498.3>106.9			0.125		5.15						
21	61 13C5-PFHxA	318 > 272.9	2.43e4	2.43e4	0.125	1.00	3.12	3.18	12.5	100.0000	100.0		
22	63 13C8-PFOA	420.9 > 376	3.54e4	3.54e4	0.125	1.00	4.27	4.38	12.5	100.0000	100.0		
23	45 13C5-PFNA	468.2 > 422.9	1.84e4	2.43e4	0.125	0.757	4.71	4.83	9.46	80.8460	80.8		
24	47 13C8-PFOS	507.0 > 79.9	3.73e3	3.65e3	0.125	1.02	4.79	4.92	12.8	96.8873	96.9		
25	64 13C9-PFNA	472.2 > 426.9	2.43e4	2.43e4	0.125	1.00	4.71	4.83	12.5	100.0000	100.0		
26	62 13C3-PFHxS	401.8 > 79.9	3.68e3	3.68e3	0.125	1.00	3.90	4.03	12.5	100.0000	100.0		
27	65 13C4-PFOS	503 > 79.9	3.65e3	3.65e3	0.125	1.00	4.79	4.92	12.5	100.0000	100.0		

Dataset: Z:\Projects\PFAS.PRO\Results\181016M1\181016M1-75.qld

Last Altered: Wednesday, October 17, 2018 11:44:13 Pacific Daylight Time

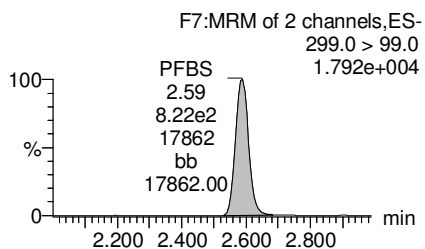
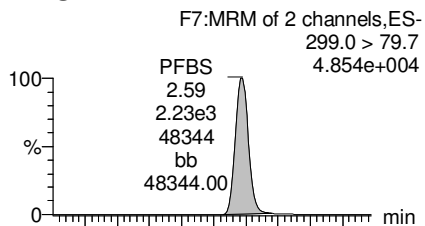
Printed: Wednesday, October 17, 2018 11:46:56 Pacific Daylight Time

Method: Z:\Projects\PFAS.PRO\MethDB\PFAS_FULL_80C_101618.mdb 16 Oct 2018 14:15:22

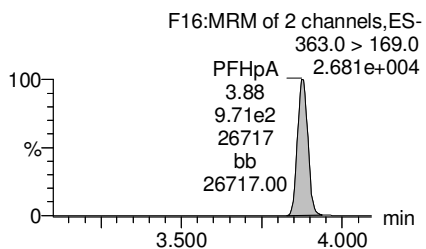
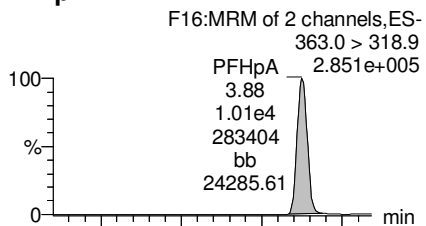
Calibration: Z:\Projects\PFAS.PRO\CurveDB\C18_VAL-PFAS_Q4_10-14-18.cdb 14 Oct 2018 19:12:54

Name: 181016M1_75, Date: 17-Oct-2018, Time: 00:15:16, ID: B8J0057-BS1 OPR 0.125, Description: OPR

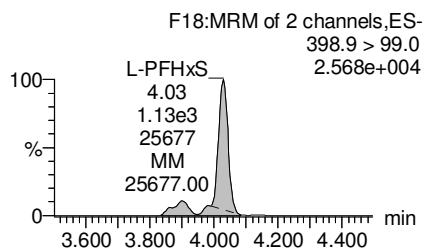
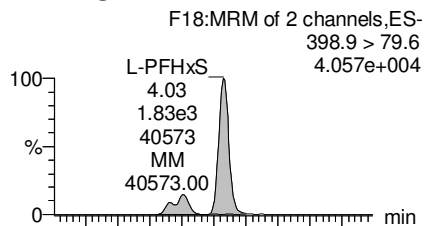
PFBS



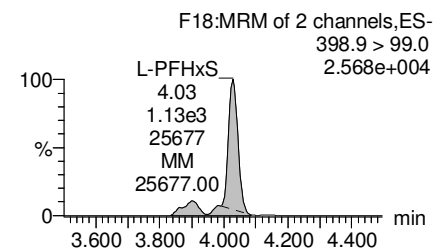
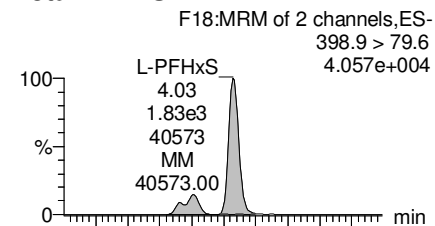
PFHpA



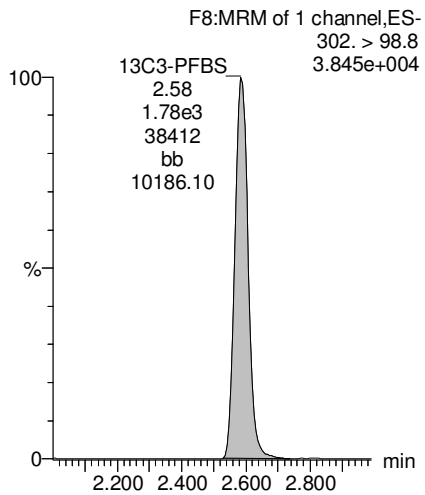
L-PFHxS



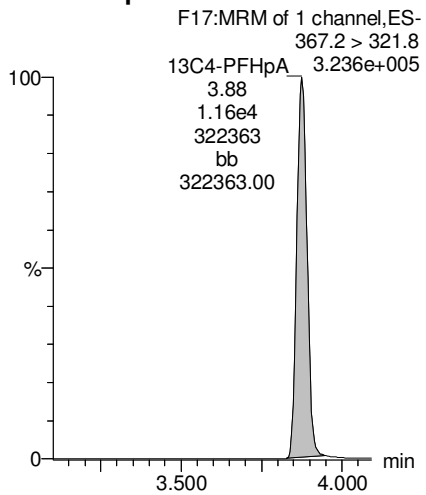
Total PFHxS



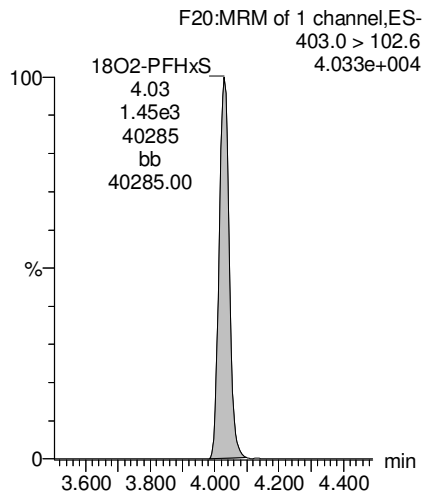
13C3-PFBS



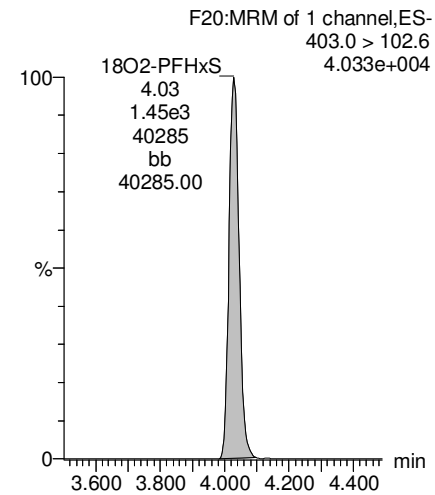
13C4-PFHpA



18O2-PFHxS



18O2-PFHxS



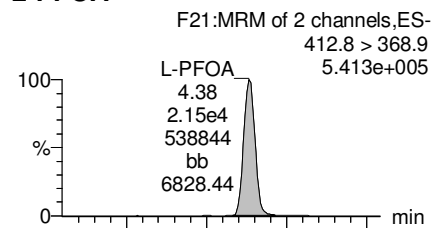
Dataset: Z:\Projects\PFAS.PRO\Results\181016M1\181016M1-75.qld

Last Altered: Wednesday, October 17, 2018 11:44:13 Pacific Daylight Time

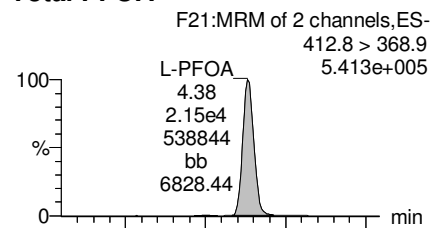
Printed: Wednesday, October 17, 2018 11:46:56 Pacific Daylight Time

Name: 181016M1_75, Date: 17-Oct-2018, Time: 00:15:16, ID: B8J0057-BS1 OPR 0.125, Description: OPR

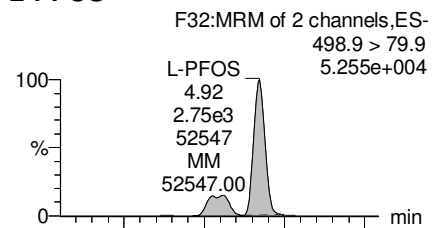
L-PFOA



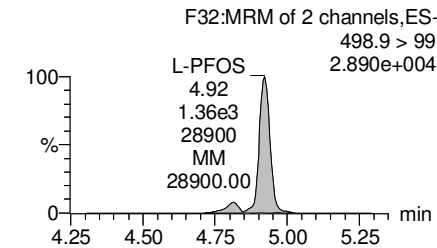
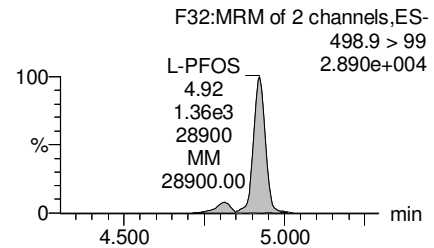
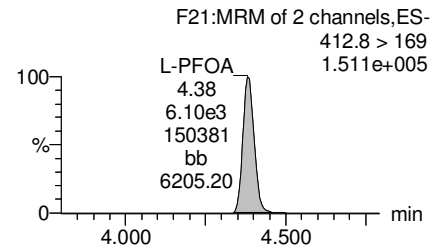
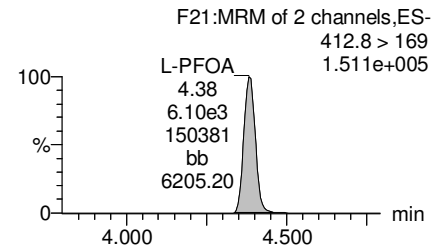
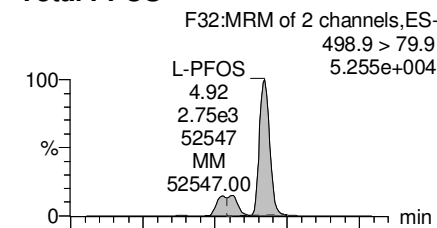
Total PFOA



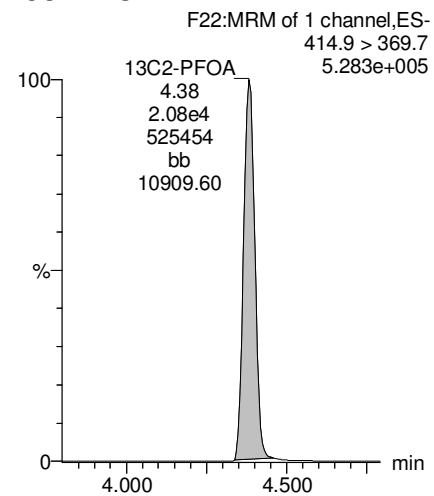
L-PFOS



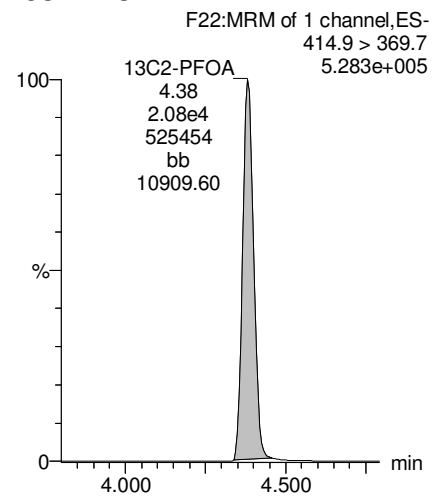
Total PFOS



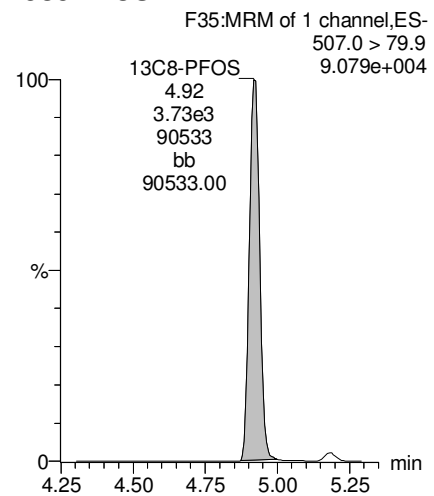
13C2-PFOA



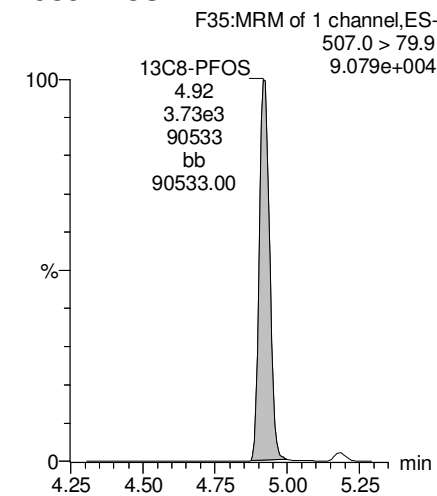
13C2-PFOA



13C8-PFOS



13C8-PFOS



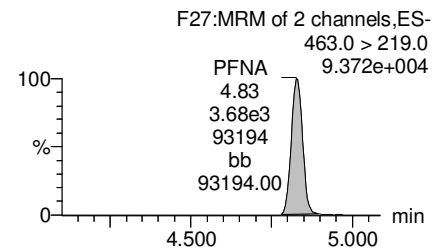
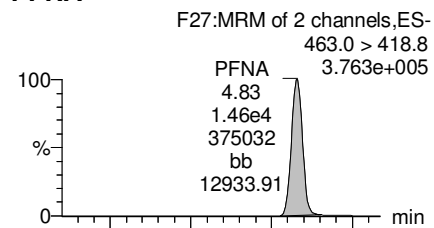
Dataset: Z:\Projects\PFAS.PRO\Results\181016M1\181016M1-75.qld

Last Altered: Wednesday, October 17, 2018 11:44:13 Pacific Daylight Time

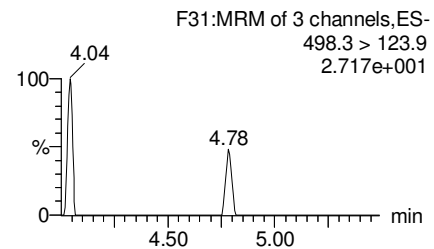
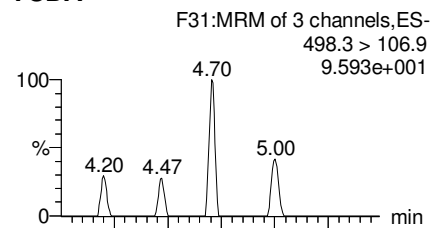
Printed: Wednesday, October 17, 2018 11:46:56 Pacific Daylight Time

Name: 181016M1_75, Date: 17-Oct-2018, Time: 00:15:16, ID: B8J0057-BS1 OPR 0.125, Description: OPR

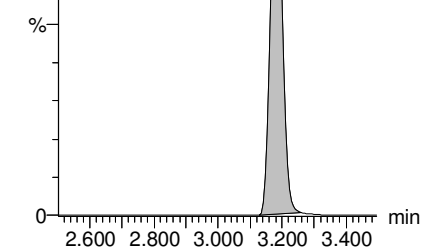
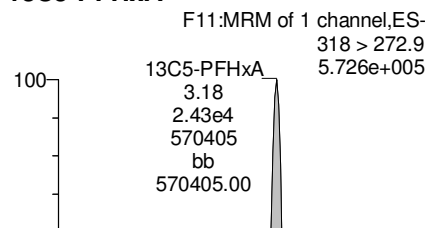
PFNA



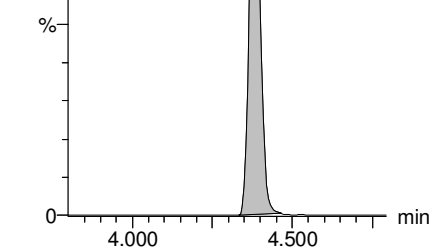

TCDA



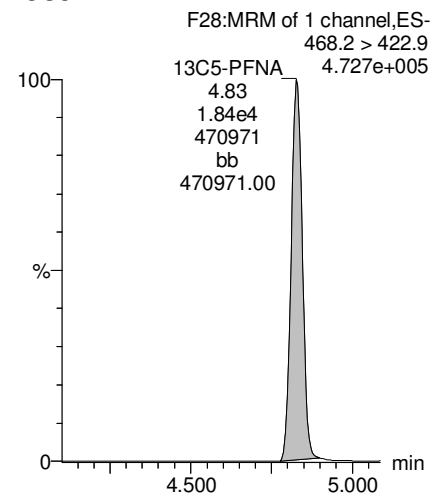
13C5-PFHxA



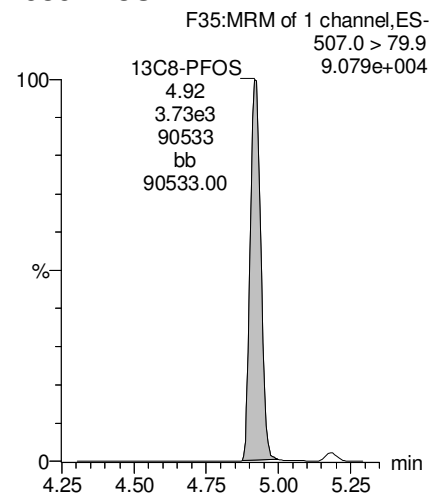
13C8-PFOA



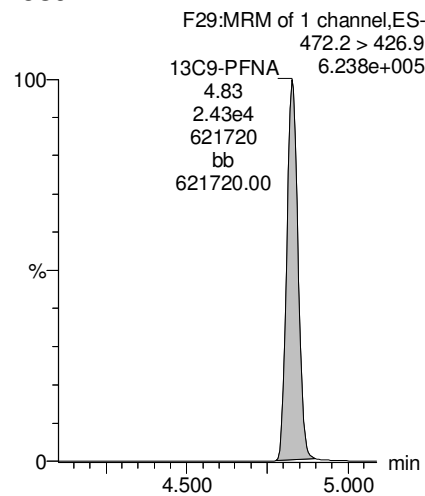
13C5-PFNA



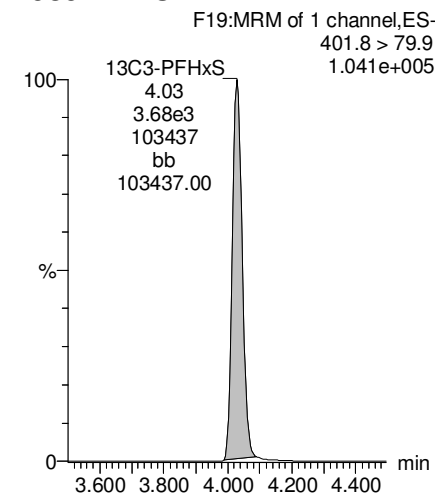
13C8-PFOS



13C9-PFNA



13C3-PFHxS



Dataset: Z:\Projects\PFAS.PRO\Results\181016M1\181016M1-75.qld

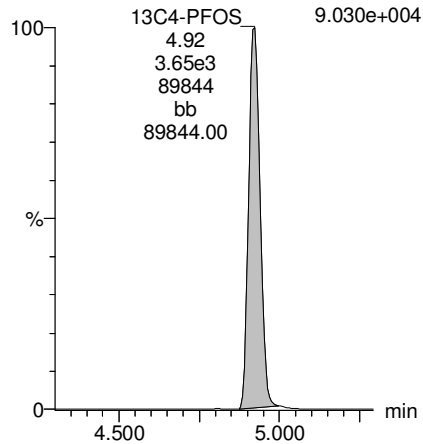
Last Altered: Wednesday, October 17, 2018 11:44:13 Pacific Daylight Time

Printed: Wednesday, October 17, 2018 11:46:56 Pacific Daylight Time

Name: 181016M1_75, Date: 17-Oct-2018, Time: 00:15:16, ID: B8J0057-BS1 OPR 0.125, Description: OPR

13C4-PFOS

F33:MRM of 1 channel,ES-
503 > 79.9
9.030e+004



Dataset: Z:\Projects\PFAS.PRO\Results\181016M1\181016M1-81.qld

Last Altered: Wednesday, October 17, 2018 12:04:41 Pacific Daylight Time

Printed: Wednesday, October 17, 2018 12:05:13 Pacific Daylight Time

Name: 181016M1_81, Date: 17-Oct-2018, Time: 01:18:46, ID: 1803231-01 OCSTR-WL01-1018 0.11422, Description: OCSTR-WL01-1018

#	Name	Trace	Area	IS Area	wt/vol	RRF	Pred.RT	RT	Response	Conc.	%Rec	Ion Ratio	Ratio Out?
1	3	PFBS	299.0 > 79.7		1.77e3	0.114		2.59					
2	7	PFHpA	363.0 > 318.9		1.10e4	0.114		3.88					
3	8	L-PFHxS	398.9 > 79.6		1.33e3	0.114		4.04					
4	68	Total PFHxS	398.9 > 79.6	0.00e0	1.33e3	0.114		4.05	0.000				
5	38	13C3-PFBS	302. > 98.8	1.77e3	3.78e3	0.114	0.468	2.63	2.58	5.85	106.8828	97.7	
6	41	13C4-PFHpA	367.2 > 321.8	1.10e4	2.44e4	0.114	0.449	3.75	3.88	5.61	113.5747	103.8	
7	42	18O2-PFHxS	403.0 > 102.6	1.33e3	3.78e3	0.114	0.352	3.90	4.03	4.40	98.9695	90.4	
8	42	18O2-PFHxS	403.0 > 102.6	1.33e3	3.78e3	0.114	0.352	3.90	4.03	4.40	98.9695	90.4	
9	-1												
10	11	L-PFOA	412.8 > 368.9	1.54e2	2.02e4	0.114	0.000	4.30	4.38	0.0952		4.780	YES
11	69	Total PFOA	412.8 > 368.9	1.54e2	2.02e4	0.114		4.00		0.000			
12	16	L-PFOS	498.9 > 79.9		3.63e3	0.114		4.93					
13	70	Total PFOS	498.9 > 79.9	0.00e0	3.63e3	0.114		4.60		0.000			
14	44	13C2-PFOA	414.9 > 369.7	2.02e4	3.57e4	0.114	0.565	4.27	4.38	7.06	104.6018	95.6	
15	44	13C2-PFOA	414.9 > 369.7	2.02e4	3.57e4	0.114	0.565	4.27	4.38	7.06	104.6018	95.6	
16	47	13C8-PFOS	507.0 > 79.9	3.63e3	3.80e3	0.114	0.955	4.79	4.92	11.9	99.0999	90.6	
17	47	13C8-PFOS	507.0 > 79.9	3.63e3	3.80e3	0.114	0.955	4.79	4.92	11.9	99.0999	90.6	
18	-1												
19	14	PFNA	463.0 > 418.8		1.84e4	0.114		4.71					
20	73	TCDA	498.3 > 106.9			0.114		5.15					
21	61	13C5-PFHxA	318 > 272.9	2.44e4	2.44e4	0.114	1.00	3.12	3.18	12.5	109.4379	100.0	
22	63	13C8-PFOA	420.9 > 376	3.57e4	3.57e4	0.114	1.00	4.27	4.38	12.5	109.4379	100.0	
23	45	13C5-PFNA	468.2 > 422.9	1.84e4	2.44e4	0.114	0.754	4.71	4.83	9.43	88.1910	80.6	
24	47	13C8-PFOS	507.0 > 79.9	3.63e3	3.80e3	0.114	0.955	4.79	4.92	11.9	99.0999	90.6	
25	64	13C9-PFNA	472.2 > 426.9	2.44e4	2.44e4	0.114	1.00	4.71	4.83	12.5	109.4379	100.0	
26	62	13C3-PFHxS	401.8 > 79.9	3.78e3	3.78e3	0.114	1.00	3.90	4.03	12.5	109.4379	100.0	
27	65	13C4-PFOS	503 > 79.9	3.80e3	3.80e3	0.114	1.00	4.79	4.92	12.5	109.4379	100.0	

Dataset: Z:\Projects\PFAS.PRO\Results\181016M1\181016M1-81.qld

Last Altered: Wednesday, October 17, 2018 12:04:41 Pacific Daylight Time

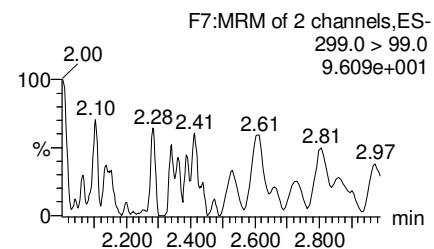
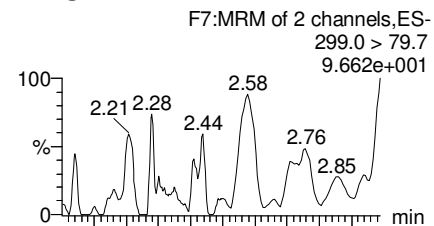
Printed: Wednesday, October 17, 2018 12:05:13 Pacific Daylight Time

Method: Z:\Projects\PFAS.PRO\MethDB\PFAS_FULL_80C_101618.mdb 16 Oct 2018 14:15:22

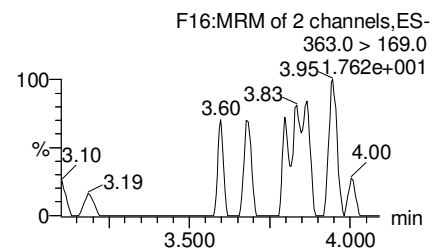
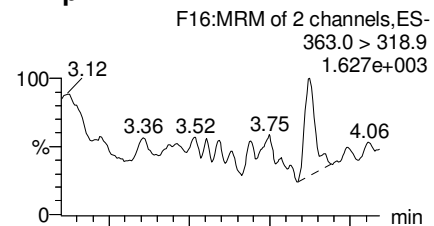
Calibration: Z:\Projects\PFAS.PRO\CurveDB\C18_VAL-PFAS_Q4_10-14-18.cdb 14 Oct 2018 19:12:54

Name: 181016M1_81, Date: 17-Oct-2018, Time: 01:18:46, ID: 1803231-01 OCSTR-WL01-1018 0.11422, Description: OCSTR-WL01-1018

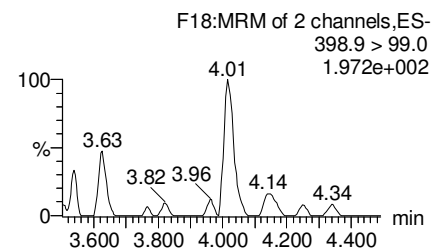
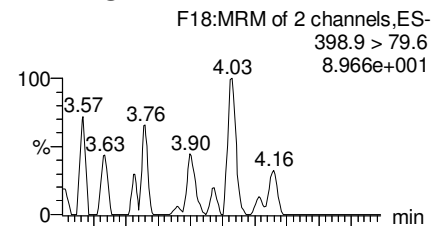
PFBS



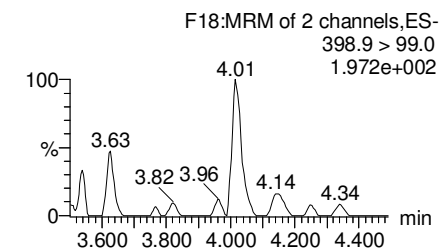
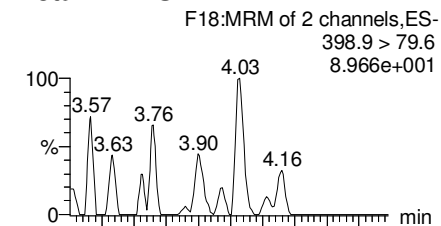
PFHpA



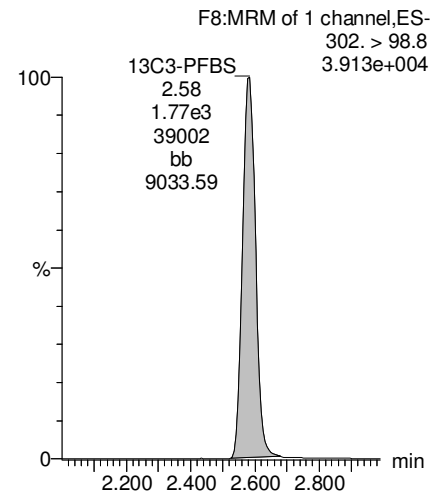
L-PFHxS



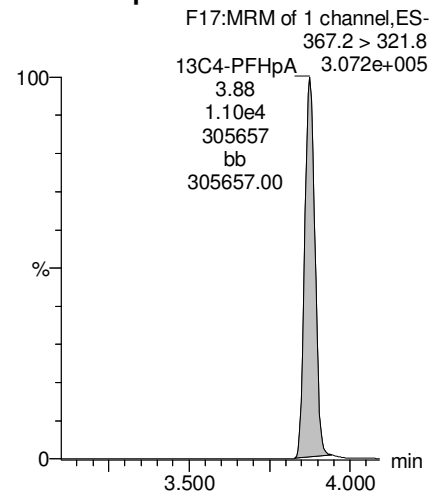
Total PFHxS



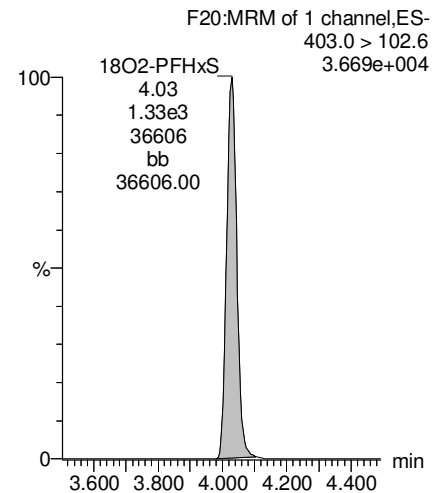
13C3-PFBS



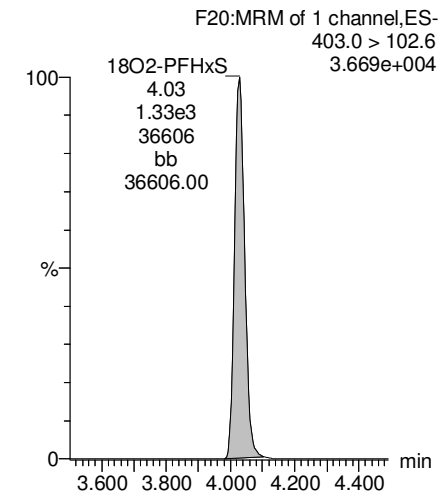
13C4-PFHpA



18O2-PFHxS



18O2-PFHxS



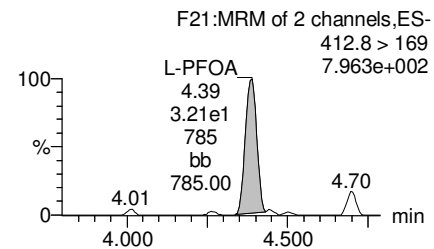
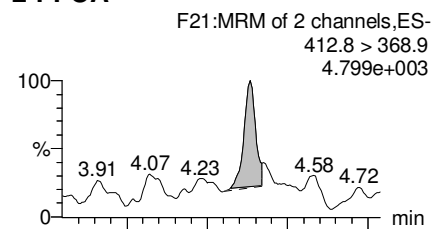
Dataset: Z:\Projects\PFAS.PRO\Results\181016M1\181016M1-81.qld

Last Altered: Wednesday, October 17, 2018 12:04:41 Pacific Daylight Time

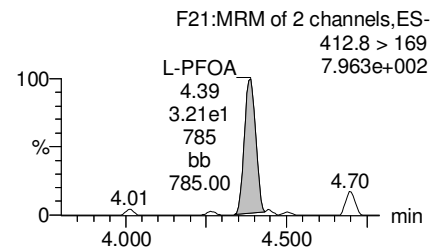
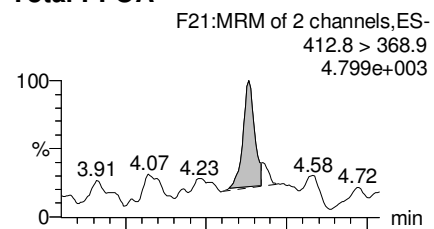
Printed: Wednesday, October 17, 2018 12:05:13 Pacific Daylight Time

Name: 181016M1_81, Date: 17-Oct-2018, Time: 01:18:46, ID: 1803231-01 OCSTR-WL01-1018 0.11422, Description: OCSTR-WL01-1018

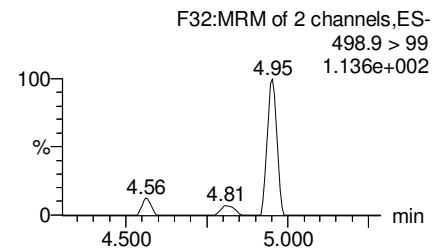
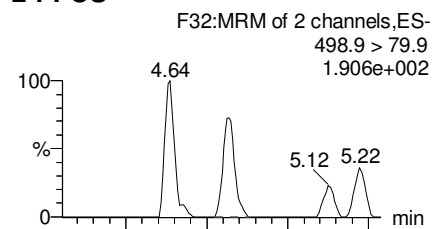
L-PFOA



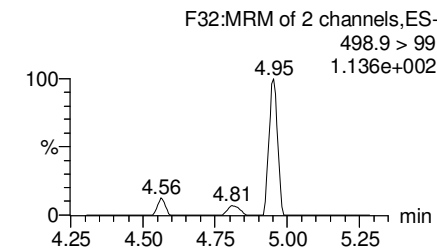
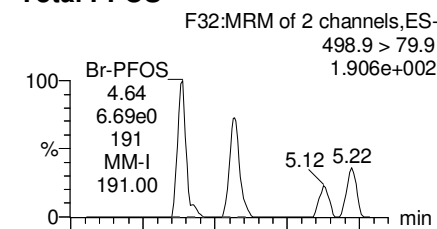
Total PFOA



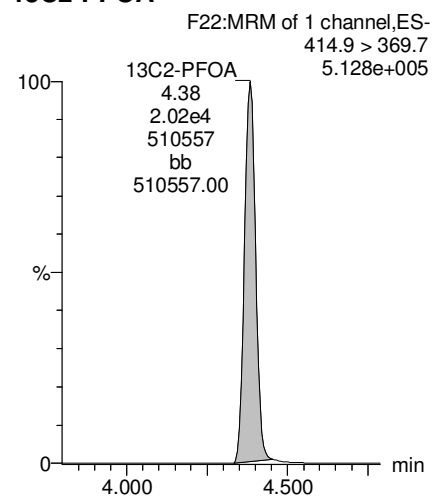
L-PFOS



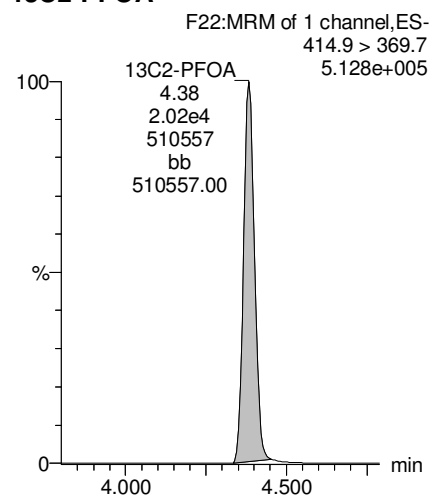
Total PFOS



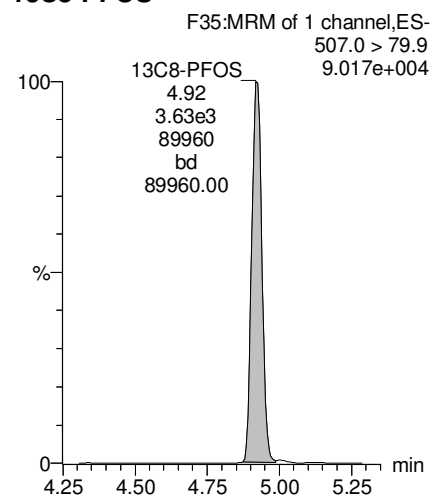
13C2-PFOA



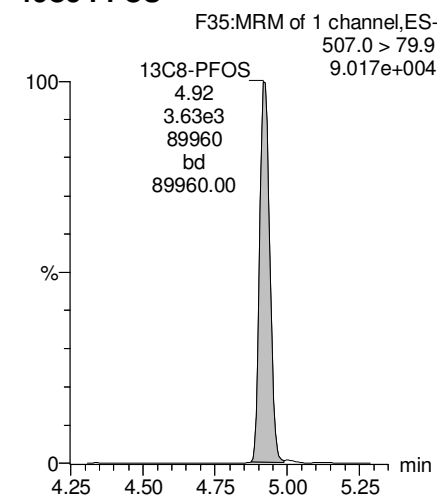
13C2-PFOA



13C8-PFOS



13C8-PFOS



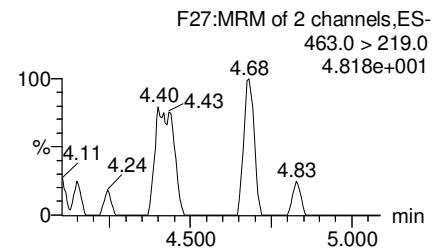
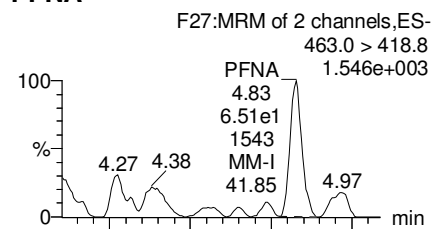
Dataset: Z:\Projects\PFAS.PRO\Results\181016M1\181016M1-81.qld

Last Altered: Wednesday, October 17, 2018 12:04:41 Pacific Daylight Time

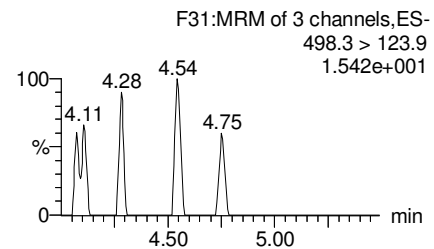
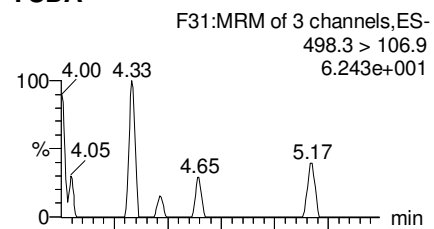
Printed: Wednesday, October 17, 2018 12:05:13 Pacific Daylight Time

Name: 181016M1_81, Date: 17-Oct-2018, Time: 01:18:46, ID: 1803231-01 OCSTR-WL01-1018 0.11422, Description: OCSTR-WL01-1018

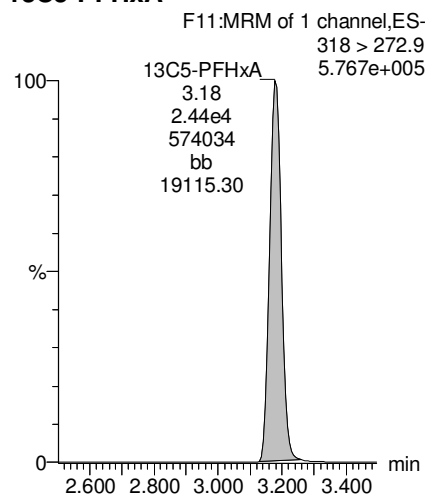
PFNA



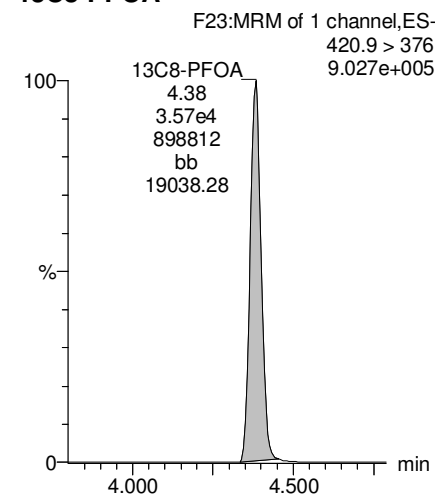
TCDA



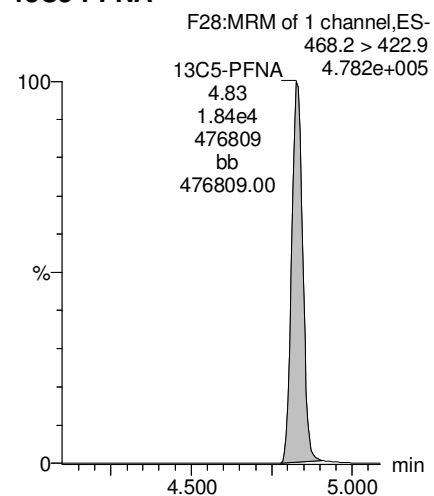
13C5-PFHxA



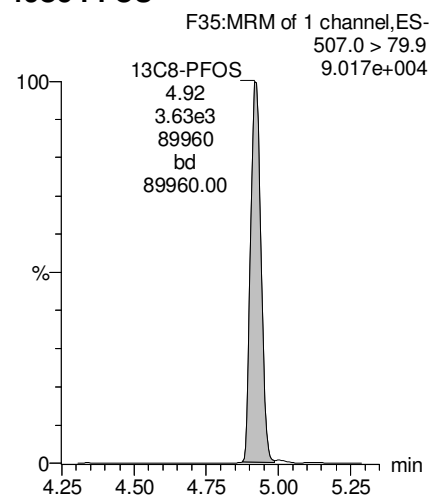
13C8-PFOA



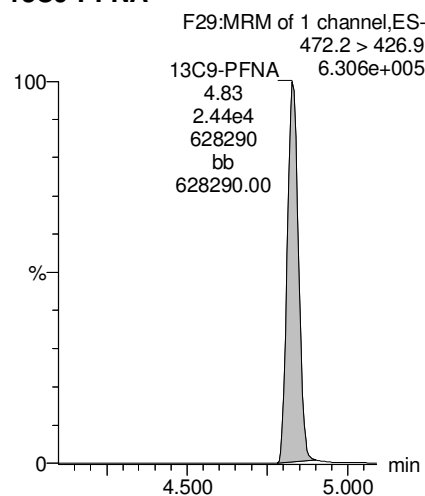
13C5-PFNA



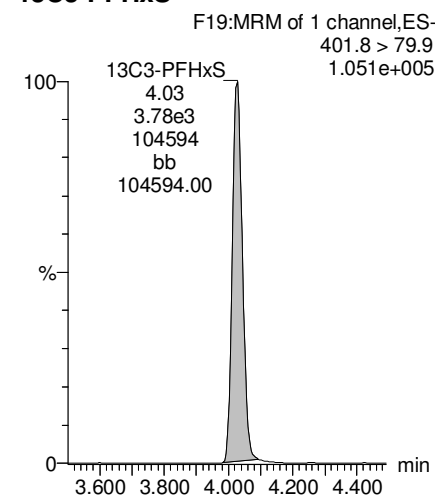
13C8-PFOS



13C9-PFNA



13C3-PFHxS



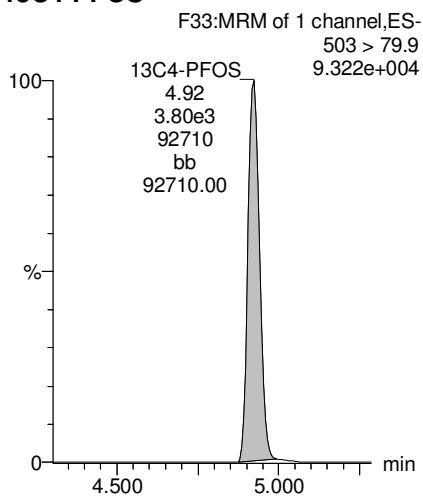
Dataset: Z:\Projects\PFAS.PRO\Results\181016M1\181016M1-81.qld

Last Altered: Wednesday, October 17, 2018 12:04:41 Pacific Daylight Time

Printed: Wednesday, October 17, 2018 12:05:13 Pacific Daylight Time

Name: 181016M1_81, Date: 17-Oct-2018, Time: 01:18:46, ID: 1803231-01 OCSTR-WL01-1018 0.11422, Description: OCSTR-WL01-1018

13C4-PFOS



Dataset: Z:\Projects\PFAS.PRO\Results\181016M1\181016M1-77.qld

Last Altered: Wednesday, October 17, 2018 11:55:13 Pacific Daylight Time

Printed: Wednesday, October 17, 2018 11:55:43 Pacific Daylight Time

Name: 181016M1_77, Date: 17-Oct-2018, Time: 00:36:27, ID: B8J0057-MS1 Matrix Spike 0.11622, Description: Matrix Spike

	# Name	Trace	Area	IS Area	wt/vol	RRF	Pred.RT	RT	Response	Conc.	%Rec	Ion Ratio	Ratio Out?
1	3 PFBS	299.0 > 79.7	2.19e3	1.80e3	0.116	0.000	2.59	2.58	15.2	65.3119		2.803	NO
2	7 PFHpA	363.0 > 318.9	9.88e3	1.15e4	0.116	0.000	3.88	3.87	10.7	67.7016		10.260	NO
3	8 L-PFHxS	398.9 > 79.6	1.75e3	1.41e3	0.116	0.000	4.04	4.03	15.5	73.5805		1.592	NO
4	68 Total PFHxS	398.9 > 79.6	1.75e3	1.41e3	0.116		4.05		15.5	73.5805			
5	38 13C3-PFBS	302. > 98.8	1.80e3	3.72e3	0.116	0.485	2.63	2.58	6.06	108.8175	101.2		
6	41 13C4-PFHpA	367.2 > 321.8	1.15e4	2.51e4	0.116	0.460	3.75	3.88	5.75	114.4879	106.4		
7	42 18O2-PFHxS	403.0 > 102.6	1.41e3	3.72e3	0.116	0.378	3.90	4.03	4.73	104.5192	97.2		
8	42 18O2-PFHxS	403.0 > 102.6	1.41e3	3.72e3	0.116	0.378	3.90	4.03	4.73	104.5192	97.2		
9	-1												
10	11 L-PFOA	412.8 > 368.9	2.04e4	2.07e4	0.116	0.000	4.30	4.38	12.3	59.3341		3.518	NO
11	69 Total PFOA	412.8 > 368.9	2.04e4	2.07e4	0.116		4.00		12.3	59.3341			
12	16 L-PFOS	498.9 > 79.9	2.78e3	3.82e3	0.116	0.000	4.93	4.92	9.10	67.5898		2.056	NO
13	70 Total PFOS	498.9 > 79.9	2.78e3	3.82e3	0.116		4.60		9.10	67.5898			
14	44 13C2-PFOA	414.9 > 369.7	2.07e4	3.51e4	0.116	0.590	4.27	4.38	7.37	107.3016	99.8		
15	44 13C2-PFOA	414.9 > 369.7	2.07e4	3.51e4	0.116	0.590	4.27	4.38	7.37	107.3016	99.8		
16	47 13C8-PFOS	507.0 > 79.9	3.82e3	3.70e3	0.116	1.03	4.79	4.92	12.9	105.2454	97.9		
17	47 13C8-PFOS	507.0 > 79.9	3.82e3	3.70e3	0.116	1.03	4.79	4.92	12.9	105.2454	97.9		
18	-1												
19	14 PFNA	463.0 > 418.8	1.49e4	1.95e4	0.116	0.000	4.71	4.83	9.58	69.4453		3.768	NO
20	73 TCDA	498.3>106.9			0.116		5.15						
21	61 13C5-PFHxA	318 > 272.9	2.51e4	2.51e4	0.116	1.00	3.12	3.18	12.5	107.5546	100.0		
22	63 13C8-PFOA	420.9 > 376	3.51e4	3.51e4	0.116	1.00	4.27	4.38	12.5	107.5546	100.0		
23	45 13C5-PFNA	468.2 > 422.9	1.95e4	2.37e4	0.116	0.822	4.71	4.83	10.3	94.5157	87.9		
24	47 13C8-PFOS	507.0 > 79.9	3.82e3	3.70e3	0.116	1.03	4.79	4.92	12.9	105.2454	97.9		
25	64 13C9-PFNA	472.2 > 426.9	2.37e4	2.37e4	0.116	1.00	4.71	4.83	12.5	107.5546	100.0		
26	62 13C3-PFHxS	401.8 > 79.9	3.72e3	3.72e3	0.116	1.00	3.90	4.03	12.5	107.5546	100.0		
27	65 13C4-PFOS	503 > 79.9	3.70e3	3.70e3	0.116	1.00	4.79	4.92	12.5	107.5546	100.0		

Dataset: Z:\Projects\PFAS.PRO\Results\181016M1\181016M1-77.qld

Last Altered: Wednesday, October 17, 2018 11:55:13 Pacific Daylight Time

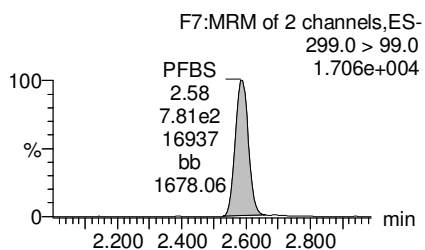
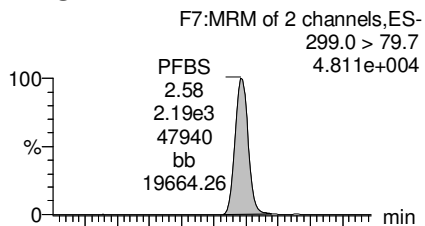
Printed: Wednesday, October 17, 2018 11:55:43 Pacific Daylight Time

Method: Z:\Projects\PFAS.PRO\MethDB\PFAS_FULL_80C_101618.mdb 16 Oct 2018 14:15:22

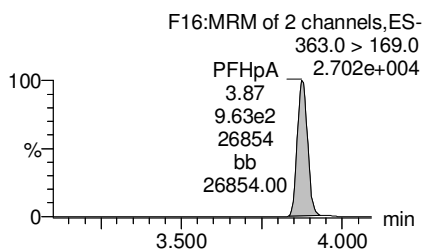
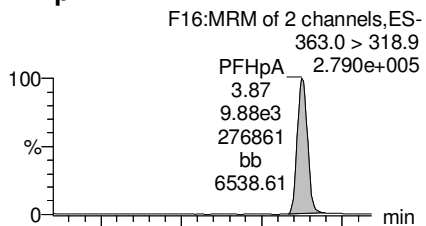
Calibration: Z:\Projects\PFAS.PRO\CurveDB\C18_VAL-PFAS_Q4_10-14-18.cdb 14 Oct 2018 19:12:54

Name: 181016M1_77, Date: 17-Oct-2018, Time: 00:36:27, ID: B8J0057-MS1 Matrix Spike 0.11622, Description: Matrix Spike

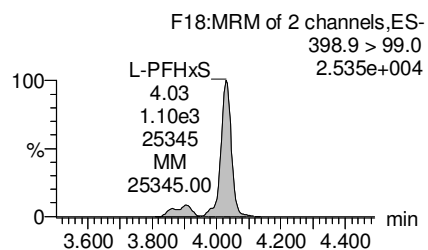
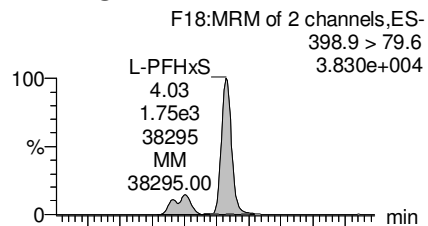
PFBS



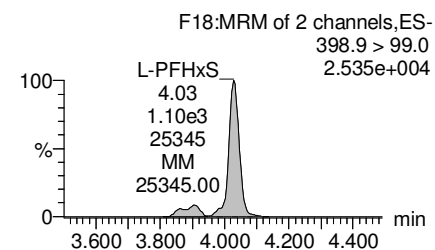
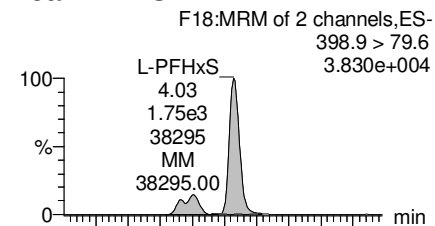
PFHpA



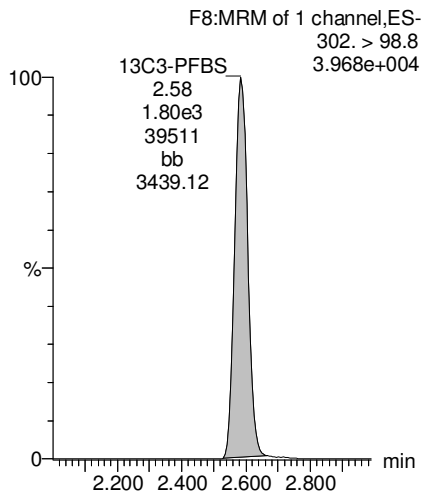
L-PFHxS



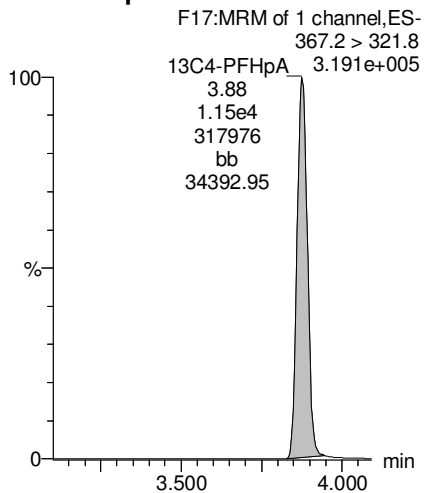
Total PFHxS



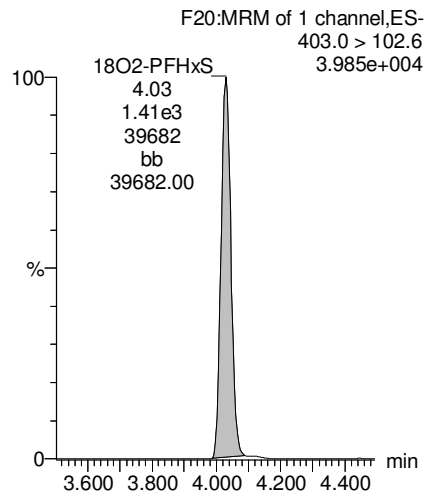
13C3-PFBS



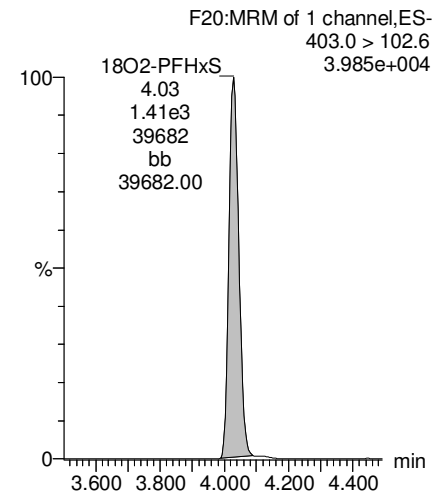
13C4-PFHpA



18O2-PFHxS



18O2-PFHxS



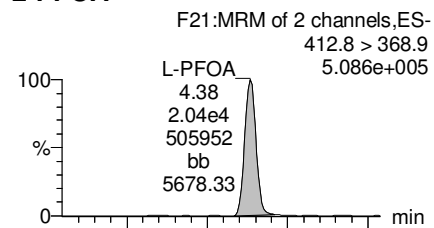
Dataset: Z:\Projects\PFAS.PRO\Results\181016M1\181016M1-77.qld

Last Altered: Wednesday, October 17, 2018 11:55:13 Pacific Daylight Time

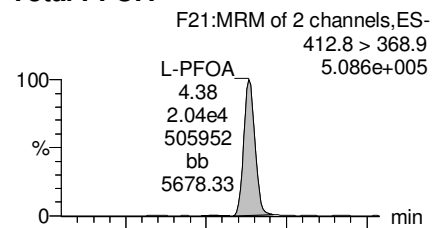
Printed: Wednesday, October 17, 2018 11:55:43 Pacific Daylight Time

Name: 181016M1_77, Date: 17-Oct-2018, Time: 00:36:27, ID: B8J0057-MS1 Matrix Spike 0.11622, Description: Matrix Spike

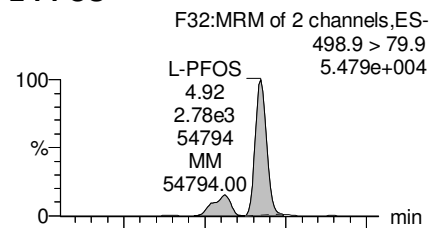
L-PFOA



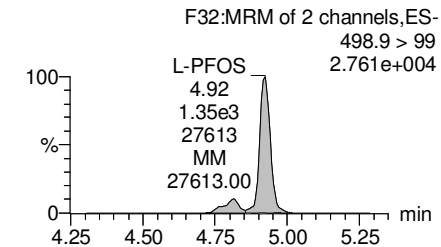
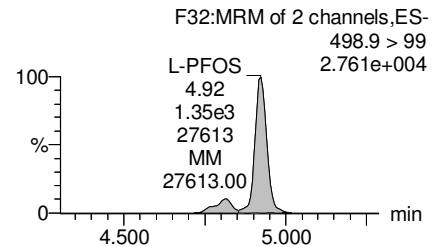
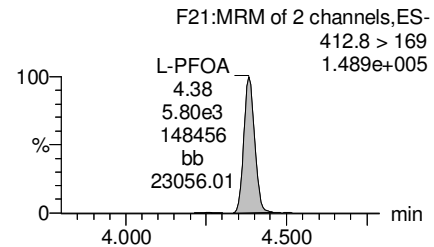
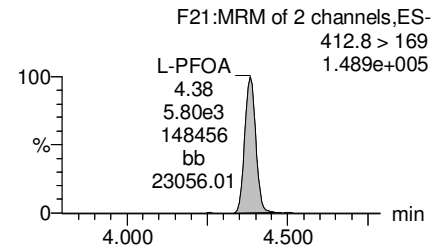
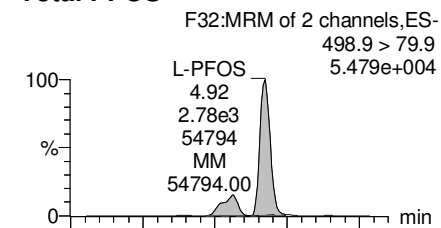
Total PFOA



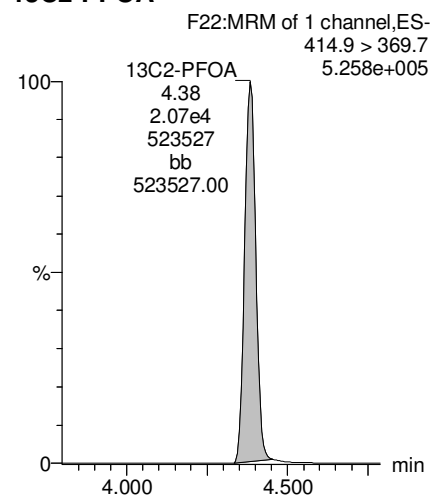
L-PFOS



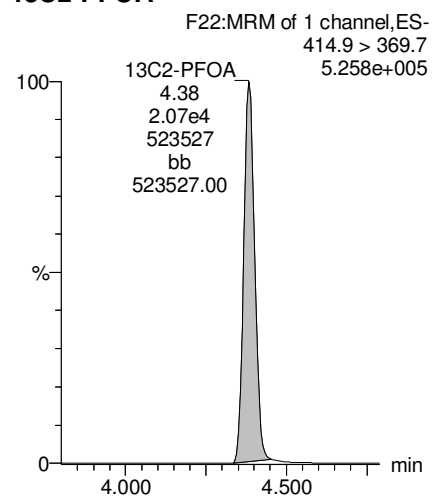
Total PFOS



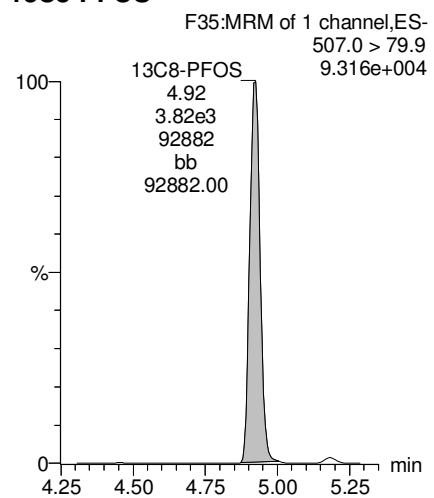
13C2-PFOA



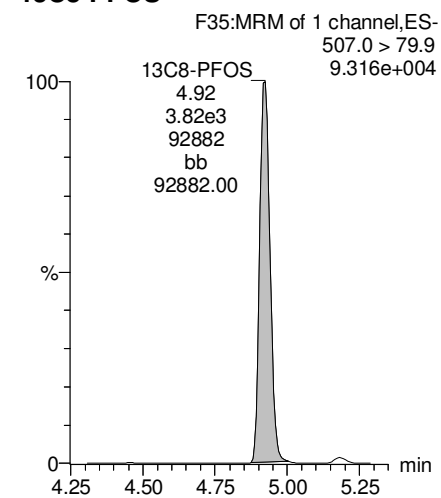
13C2-PFOA



13C8-PFOS



13C8-PFOS



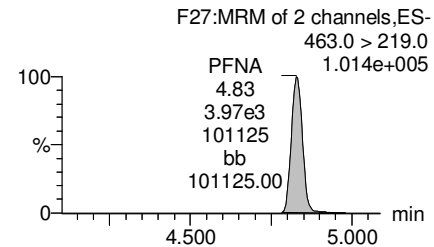
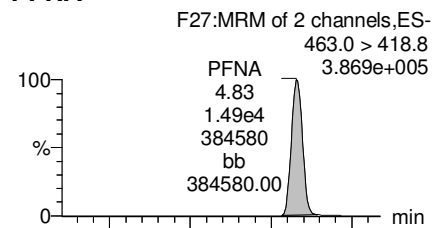
Dataset: Z:\Projects\PFAS.PRO\Results\181016M1\181016M1-77.qld

Last Altered: Wednesday, October 17, 2018 11:55:13 Pacific Daylight Time

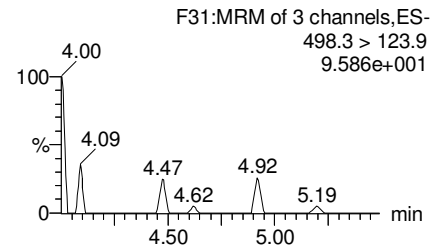
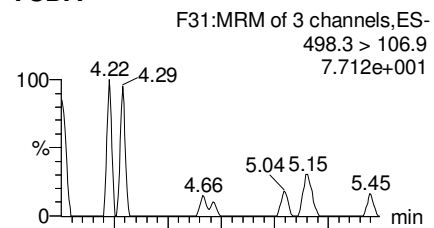
Printed: Wednesday, October 17, 2018 11:55:43 Pacific Daylight Time

Name: 181016M1_77, Date: 17-Oct-2018, Time: 00:36:27, ID: B8J0057-MS1 Matrix Spike 0.11622, Description: Matrix Spike

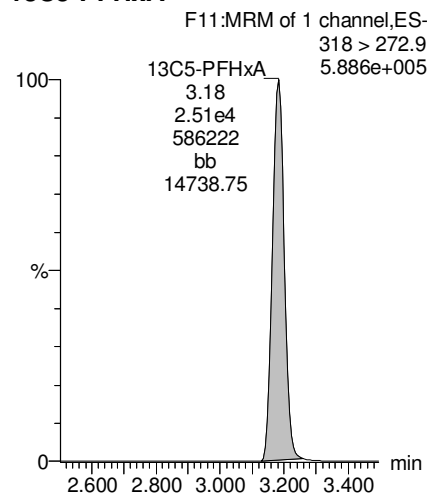
PFNA



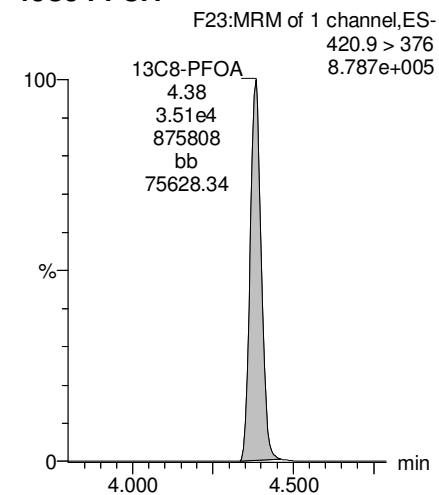
TCDA



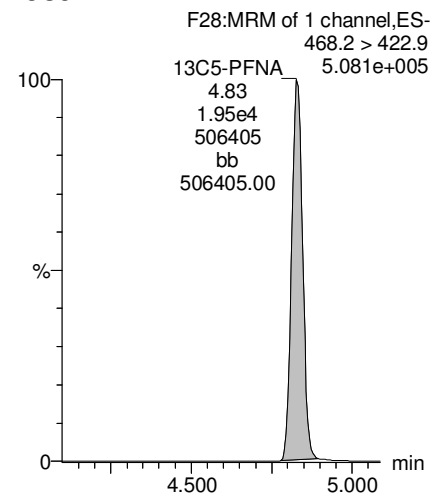
13C5-PFHxA



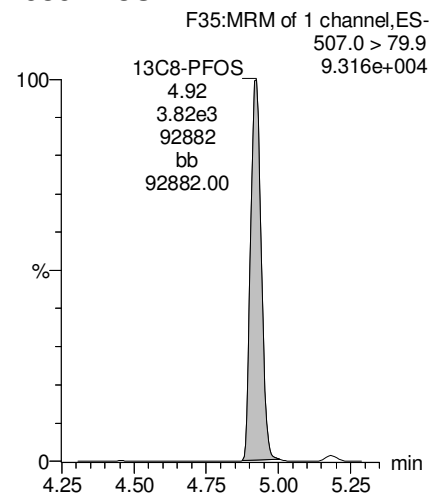
13C8-PFOA



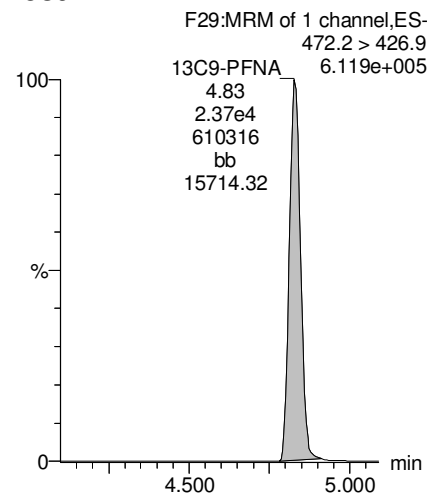
13C5-PFNA



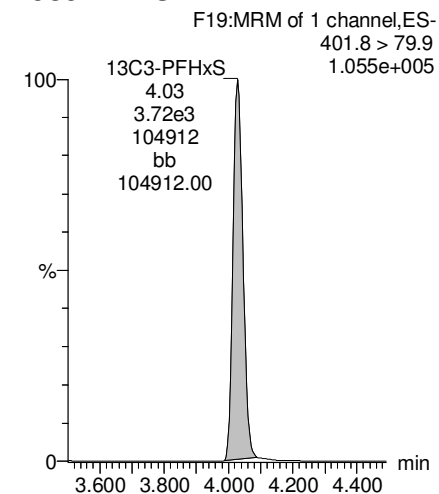
13C8-PFOS



13C9-PFNA



13C3-PFHxS



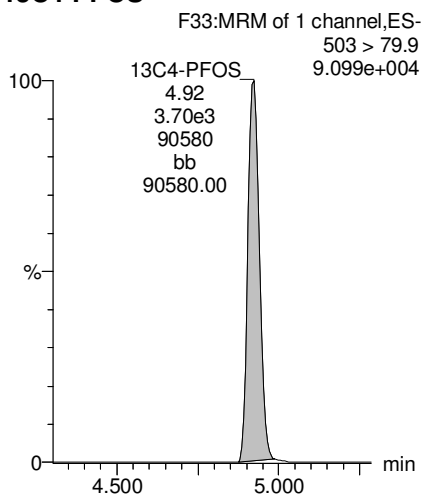
Dataset: Z:\Projects\PFAS.PRO\Results\181016M1\181016M1-77.qld

Last Altered: Wednesday, October 17, 2018 11:55:13 Pacific Daylight Time

Printed: Wednesday, October 17, 2018 11:55:43 Pacific Daylight Time

Name: 181016M1_77, Date: 17-Oct-2018, Time: 00:36:27, ID: B8J0057-MS1 Matrix Spike 0.11622, Description: Matrix Spike

13C4-PFOS



Dataset: Z:\Projects\PFAS.PRO\Results\181016M1\181016M1-78.qld

Last Altered: Wednesday, October 17, 2018 11:57:41 Pacific Daylight Time

Printed: Wednesday, October 17, 2018 11:58:17 Pacific Daylight Time

Name: 181016M1_78, Date: 17-Oct-2018, Time: 00:47:05, ID: B8J0057-MSD1 Matrix Spike Dup 0.11331, Description: Matrix Spike Dup

#	Name	Trace	Area	IS Area	wt/vol	RRF	Pred.RT	RT	Response	Conc.	%Rec	Ion Ratio	Ratio Out?
1	3	PFBS	299.0 > 79.7	1.95e3	1.63e3	0.113	0.000	2.59	2.58	15.0	66.1468	2.609	NO
2	7	PFHpA	363.0 > 318.9	8.58e3	9.95e3	0.113	0.000	3.88	3.87	10.8	69.9516	11.031	NO
3	8	L-PFHxS	398.9 > 79.6	1.50e3	1.17e3	0.113	0.000	4.04	4.03	16.0	77.7046	1.465	NO
4	68	Total PFHxS	398.9 > 79.6	1.50e3	1.17e3	0.113		4.05		16.0	77.7046		
5	38	13C3-PFBS	302. > 98.8	1.63e3	3.48e3	0.113	0.469	2.63	2.58	5.86	107.9198	97.8	
6	41	13C4-PFHpA	367.2 > 321.8	9.95e3	2.15e4	0.113	0.462	3.75	3.88	5.77	117.7679	106.8	
7	42	18O2-PFHxS	403.0 > 102.6	1.17e3	3.48e3	0.113	0.337	3.90	4.03	4.21	95.4466	86.5	
8	42	18O2-PFHxS	403.0 > 102.6	1.17e3	3.48e3	0.113	0.337	3.90	4.03	4.21	95.4466	86.5	
9	-1												
10	11	L-PFOA	412.8 > 368.9	1.83e4	1.79e4	0.113	0.000	4.30	4.38	12.8	63.3508	3.657	NO
11	69	Total PFOA	412.8 > 368.9	1.83e4	1.79e4	0.113		4.00		12.8	63.3508		
12	16	L-PFOS	498.9 > 79.9	2.41e3	3.21e3	0.113	0.000	4.93	4.92	9.39	71.5363	2.040	NO
13	70	Total PFOS	498.9 > 79.9	2.41e3	3.21e3	0.113		4.60		9.39	71.5363		
14	44	13C2-PFOA	414.9 > 369.7	1.79e4	3.17e4	0.113	0.563	4.27	4.38	7.03	104.9610	95.1	
15	44	13C2-PFOA	414.9 > 369.7	1.79e4	3.17e4	0.113	0.563	4.27	4.38	7.03	104.9610	95.1	
16	47	13C8-PFOS	507.0 > 79.9	3.21e3	3.38e3	0.113	0.950	4.79	4.92	11.9	99.3601	90.1	
17	47	13C8-PFOS	507.0 > 79.9	3.21e3	3.38e3	0.113	0.950	4.79	4.92	11.9	99.3601	90.1	
18	-1												
19	14	PFNA	463.0 > 418.8	1.24e4	1.63e4	0.113	0.000	4.71	4.83	9.44	70.1743	3.954	NO
20	73	TCDA	498.3>106.9			0.113		5.15					
21	61	13C5-PFHxA	318 > 272.9	2.15e4	2.15e4	0.113	1.00	3.12	3.18	12.5	110.3168	100.0	
22	63	13C8-PFOA	420.9 > 376	3.17e4	3.17e4	0.113	1.00	4.27	4.38	12.5	110.3168	100.0	
23	45	13C5-PFNA	468.2 > 422.9	1.63e4	2.18e4	0.113	0.751	4.71	4.83	9.39	88.5352	80.3	
24	47	13C8-PFOS	507.0 > 79.9	3.21e3	3.38e3	0.113	0.950	4.79	4.92	11.9	99.3601	90.1	
25	64	13C9-PFNA	472.2 > 426.9	2.18e4	2.18e4	0.113	1.00	4.71	4.83	12.5	110.3168	100.0	
26	62	13C3-PFHxS	401.8 > 79.9	3.48e3	3.48e3	0.113	1.00	3.90	4.03	12.5	110.3168	100.0	
27	65	13C4-PFOS	503 > 79.9	3.38e3	3.38e3	0.113	1.00	4.79	4.92	12.5	110.3168	100.0	

Dataset: Z:\Projects\PFAS.PRO\Results\181016M1\181016M1-78.qld

Last Altered: Wednesday, October 17, 2018 11:57:41 Pacific Daylight Time

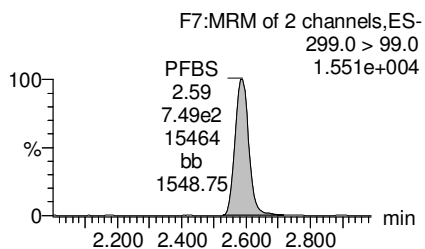
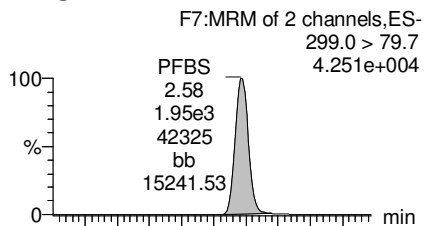
Printed: Wednesday, October 17, 2018 11:58:17 Pacific Daylight Time

Method: Z:\Projects\PFAS.PRO\MethDB\PFAS_FULL_80C_101618.mdb 16 Oct 2018 14:15:22

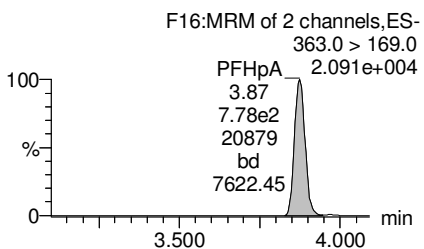
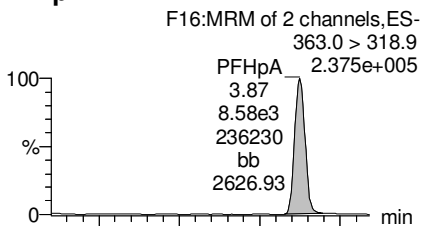
Calibration: Z:\Projects\PFAS.PRO\CurveDB\C18_VAL-PFAS_Q4_10-14-18.cdb 14 Oct 2018 19:12:54

Name: 181016M1_78, Date: 17-Oct-2018, Time: 00:47:05, ID: B8J0057-MSD1 Matrix Spike Dup 0.11331, Description: Matrix Spike Dup

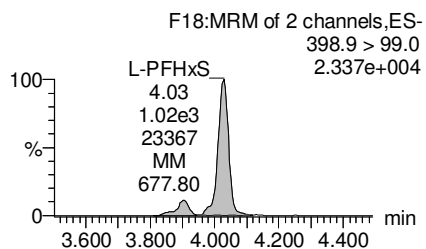
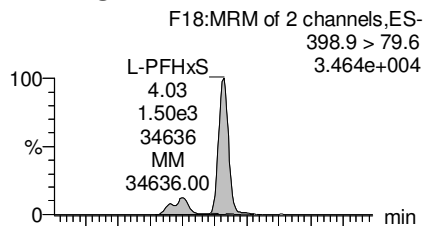
PFBS



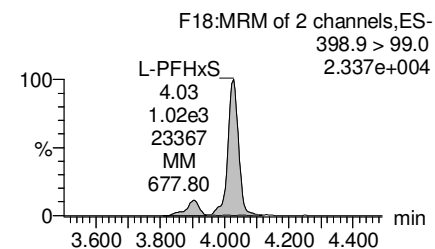
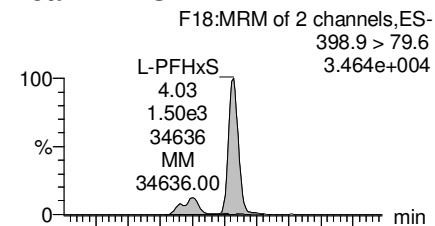
PFHpA



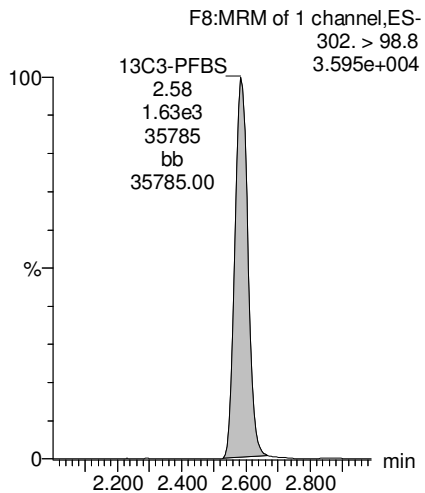
L-PFHxS



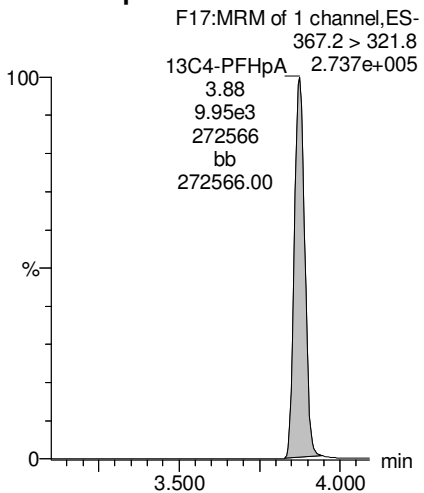
Total PFHxS



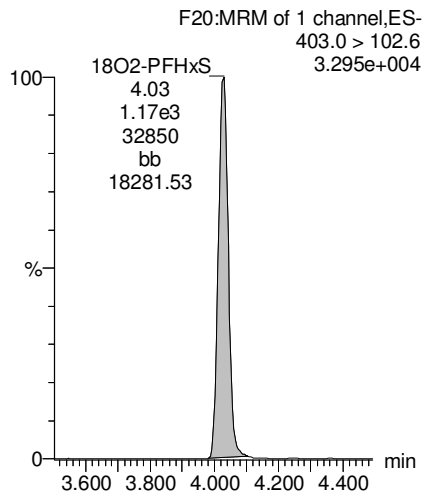
13C3-PFBS



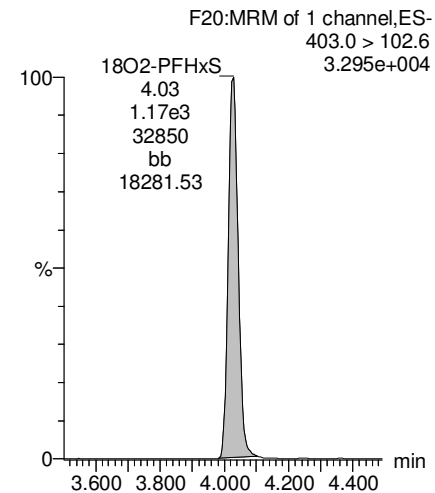
13C4-PFHpA



18O2-PFHxS



18O2-PFHxS



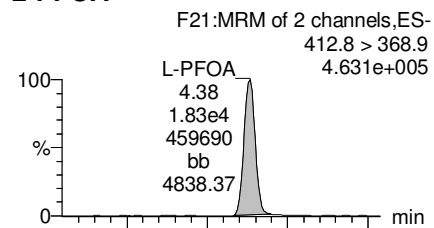
Dataset: Z:\Projects\PFAS.PRO\Results\181016M1\181016M1-78.qld

Last Altered: Wednesday, October 17, 2018 11:57:41 Pacific Daylight Time

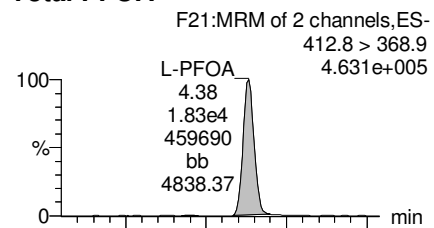
Printed: Wednesday, October 17, 2018 11:58:17 Pacific Daylight Time

Name: 181016M1_78, Date: 17-Oct-2018, Time: 00:47:05, ID: B8J0057-MSD1 Matrix Spike Dup 0.11331, Description: Matrix Spike Dup

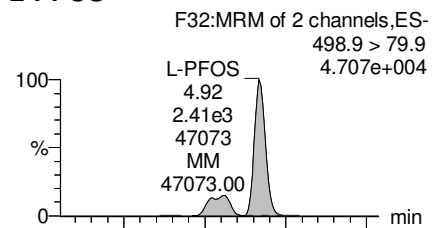
L-PFOA



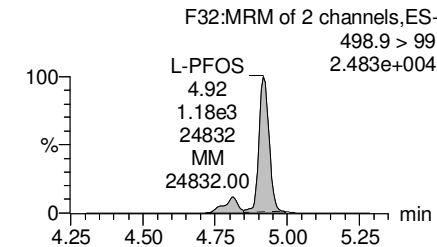
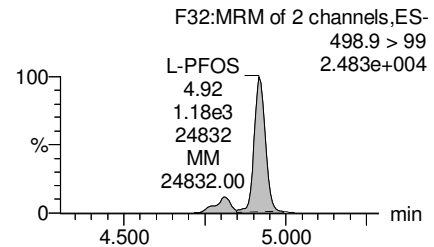
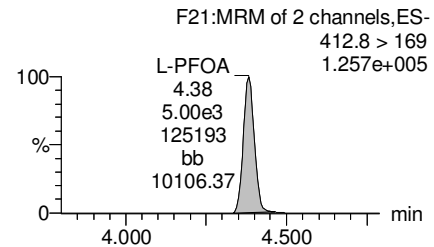
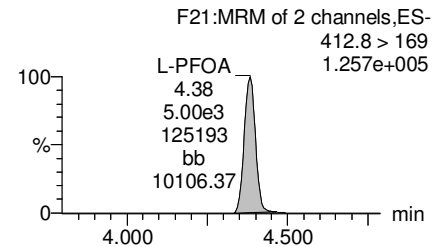
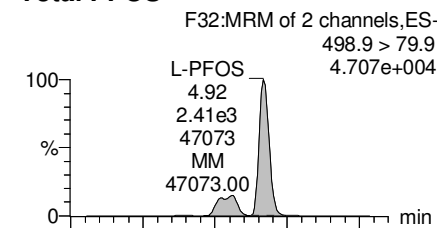
Total PFOA



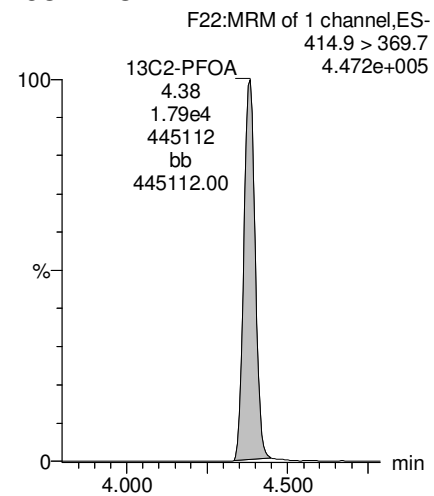
L-PFOS



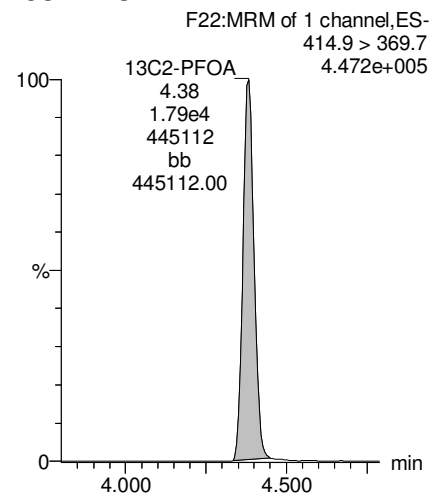
Total PFOS



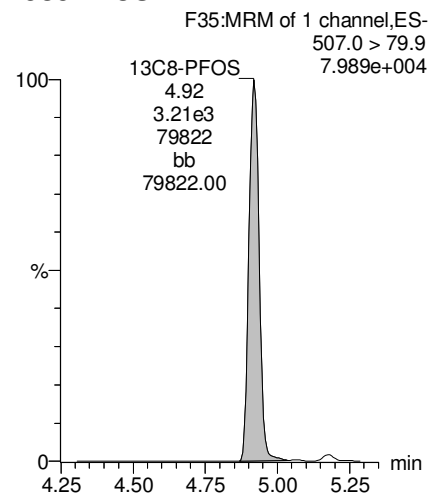
13C2-PFOA



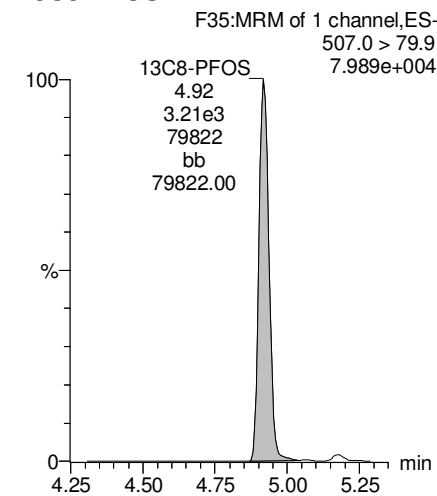
13C2-PFOA



13C8-PFOS



13C8-PFOS



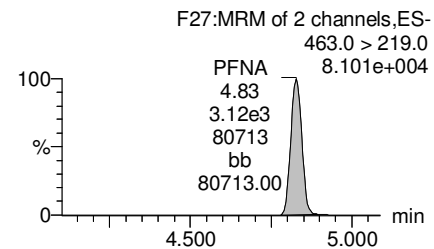
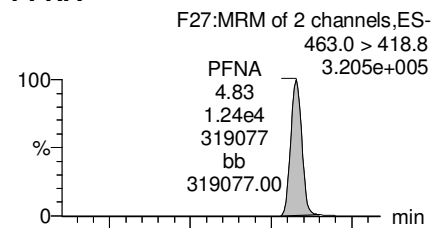
Dataset: Z:\Projects\PFAS.PRO\Results\181016M1\181016M1-78.qld

Last Altered: Wednesday, October 17, 2018 11:57:41 Pacific Daylight Time

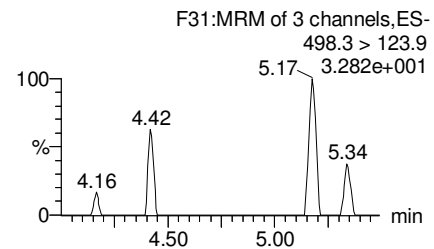
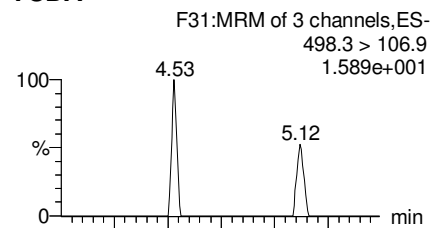
Printed: Wednesday, October 17, 2018 11:58:17 Pacific Daylight Time

Name: 181016M1_78, Date: 17-Oct-2018, Time: 00:47:05, ID: B8J0057-MSD1 Matrix Spike Dup 0.11331, Description: Matrix Spike Dup

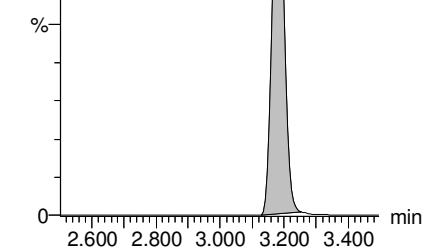
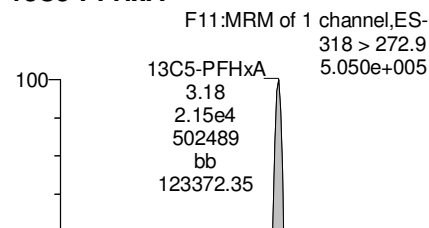
PFNA



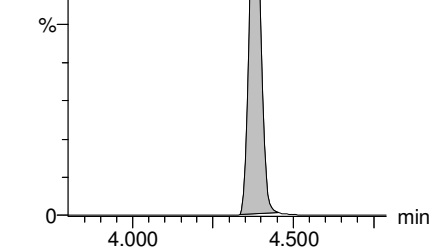

TCDA



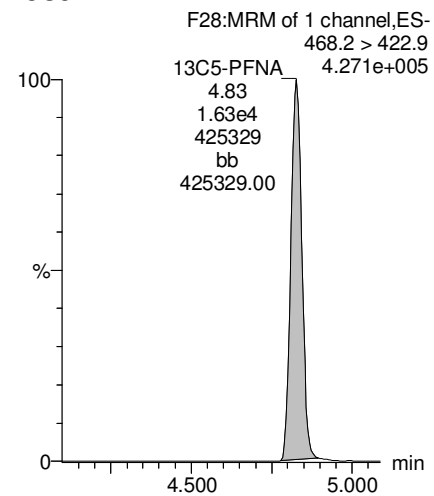
13C5-PFHxA



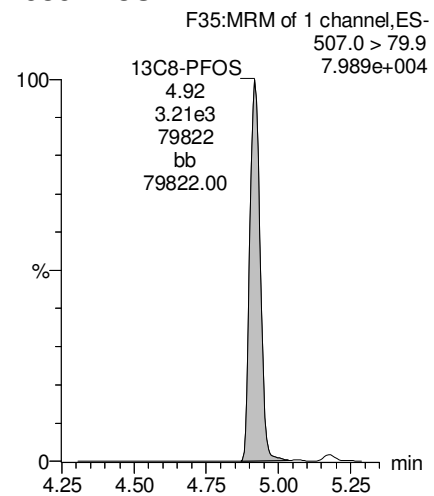
13C8-PFOA



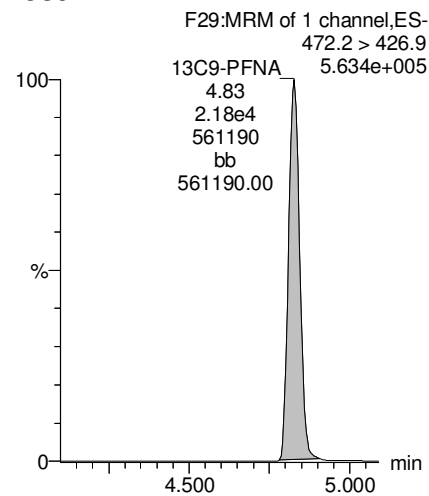
13C5-PFNA



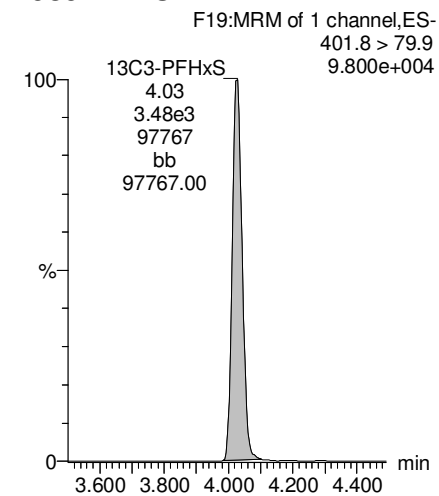
13C8-PFOS



13C9-PFNA



13C3-PFHxS



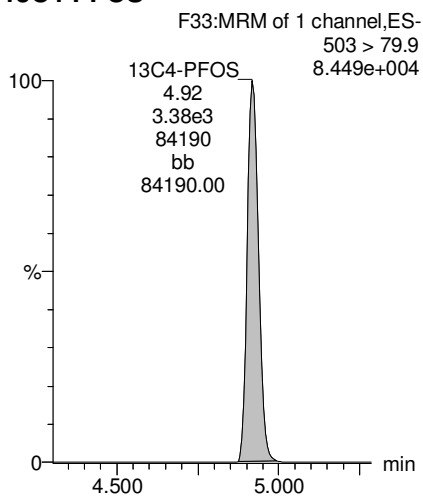
Dataset: Z:\Projects\PFAS.PRO\Results\181016M1\181016M1-78.qld

Last Altered: Wednesday, October 17, 2018 11:57:41 Pacific Daylight Time

Printed: Wednesday, October 17, 2018 11:58:17 Pacific Daylight Time

Name: 181016M1_78, Date: 17-Oct-2018, Time: 00:47:05, ID: B8J0057-MSD1 Matrix Spike Dup 0.11331, Description: Matrix Spike Dup

13C4-PFOS



Dataset: Z:\Projects\PFAS.PRO\Results\181016M1\181016M1-82.qld

Last Altered: Wednesday, October 17, 2018 12:07:02 Pacific Daylight Time

Printed: Wednesday, October 17, 2018 12:07:36 Pacific Daylight Time

Name: 181016M1_82, Date: 17-Oct-2018, Time: 01:29:19, ID: 1803231-02 OCSTR-FB01-1018 0.11586, Description: OCSTR-FB01-1018

#	Name	Trace	Area	IS Area	wt/vol	RRF	Pred.RT	RT	Response	Conc.	%Rec	Ion Ratio	Ratio Out?
1	3	PFBS	299.0 > 79.7		1.70e3	0.116		2.59					
2	7	PFHpA	363.0 > 318.9		1.05e4	0.116		3.87					
3	8	L-PFHxS	398.9 > 79.6	1.08e1	1.38e3	0.116	0.000	4.04	4.03	0.0980		2.097	YES
4	68	Total PFHxS	398.9 > 79.6	1.08e1	1.38e3	0.116		4.05		0.000			
5	38	13C3-PFBS	302. > 98.8		1.70e3	3.82e3	0.116	0.444	2.63	2.58	5.55	99.8823	92.6
6	41	13C4-PFHpA	367.2 > 321.8		1.05e4	2.45e4	0.116	0.431	3.75	3.87	5.39	107.5243	99.7
7	42	18O2-PFHxS	403.0 > 102.6		1.38e3	3.82e3	0.116	0.361	3.90	4.03	4.52	100.1782	92.9
8	42	18O2-PFHxS	403.0 > 102.6		1.38e3	3.82e3	0.116	0.361	3.90	4.03	4.52	100.1782	92.9
9	-1												
10	11	L-PFOA	412.8 > 368.9		1.77e4	0.116		4.30					
11	69	Total PFOA	412.8 > 368.9	0.00e0	1.77e4	0.116		4.00		0.000			
12	16	L-PFOS	498.9 > 79.9		3.56e3	0.116		4.93					
13	70	Total PFOS	498.9 > 79.9	0.00e0	3.56e3	0.116		4.60		0.000			
14	44	13C2-PFOA	414.9 > 369.7		1.77e4	3.16e4	0.116	0.561	4.27	4.38	7.01	102.3152	94.8
15	44	13C2-PFOA	414.9 > 369.7		1.77e4	3.16e4	0.116	0.561	4.27	4.38	7.01	102.3152	94.8
16	47	13C8-PFOS	507.0 > 79.9		3.56e3	3.67e3	0.116	0.970	4.79	4.92	12.1	99.2692	92.0
17	47	13C8-PFOS	507.0 > 79.9		3.56e3	3.67e3	0.116	0.970	4.79	4.92	12.1	99.2692	92.0
18	-1												
19	14	PFNA	463.0 > 418.8		1.53e4	0.116		4.71					
20	73	TCDA	498.3>106.9			0.116		5.15					
21	61	13C5-PFHxA	318 > 272.9	2.45e4	2.45e4	0.116	1.00	3.12	3.18	12.5	107.8888	100.0	
22	63	13C8-PFOA	420.9 > 376	3.16e4	3.16e4	0.116	1.00	4.27	4.38	12.5	107.8888	100.0	
23	45	13C5-PFNA	468.2 > 422.9	1.53e4	2.15e4	0.116	0.711	4.71	4.83	8.88	81.9279	75.9	
24	47	13C8-PFOS	507.0 > 79.9	3.56e3	3.67e3	0.116	0.970	4.79	4.92	12.1	99.2692	92.0	
25	64	13C9-PFNA	472.2 > 426.9	2.15e4	2.15e4	0.116	1.00	4.71	4.83	12.5	107.8888	100.0	
26	62	13C3-PFHxS	401.8 > 79.9	3.82e3	3.82e3	0.116	1.00	3.90	4.02	12.5	107.8888	100.0	
27	65	13C4-PFOS	503 > 79.9	3.67e3	3.67e3	0.116	1.00	4.79	4.92	12.5	107.8888	100.0	

Dataset: Z:\Projects\PFAS.PRO\Results\181016M1\181016M1-82.qld

Last Altered: Wednesday, October 17, 2018 12:07:02 Pacific Daylight Time

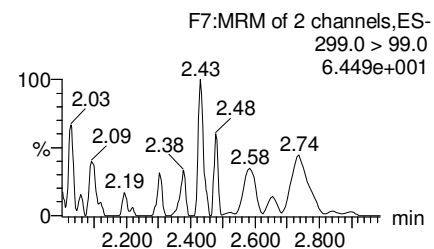
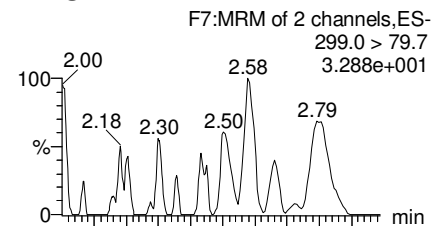
Printed: Wednesday, October 17, 2018 12:07:36 Pacific Daylight Time

Method: Z:\Projects\PFAS.PRO\MethDB\PFAS_FULL_80C_101618.mdb 16 Oct 2018 14:15:22

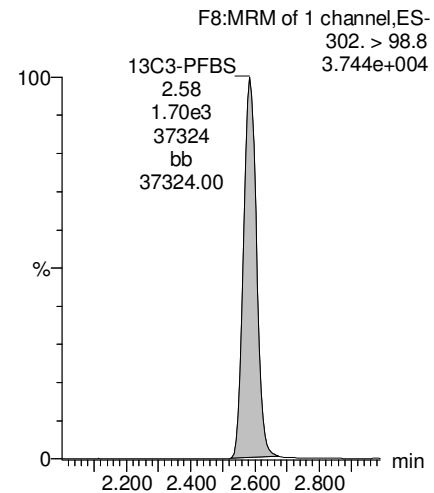
Calibration: Z:\Projects\PFAS.PRO\CurveDB\C18_VAL-PFAS_Q4_10-14-18.cdb 14 Oct 2018 19:12:54

Name: 181016M1_82, Date: 17-Oct-2018, Time: 01:29:19, ID: 1803231-02 OCSTR-FB01-1018 0.11586, Description: OCSTR-FB01-1018

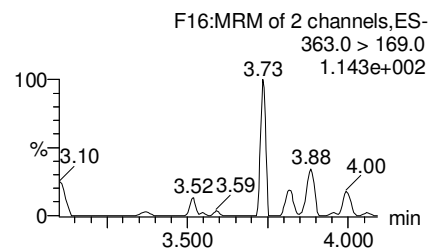
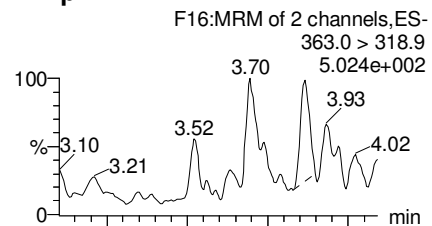
PFBS



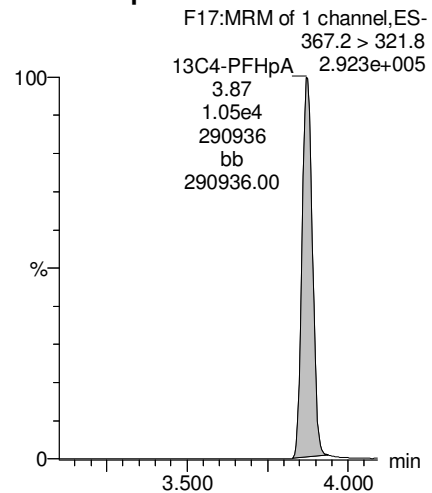
13C3-PFBS



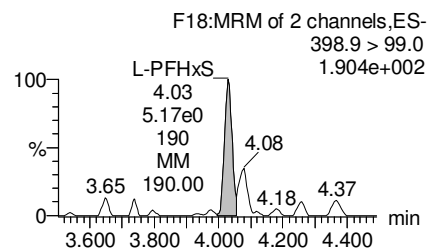
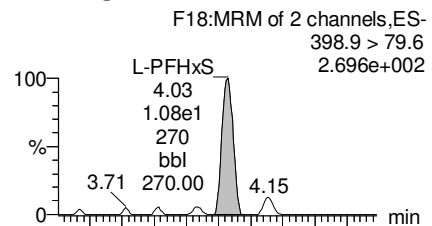
PFHpA



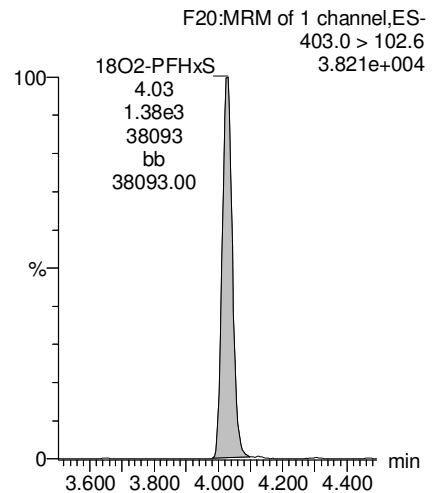
13C4-PFHpA



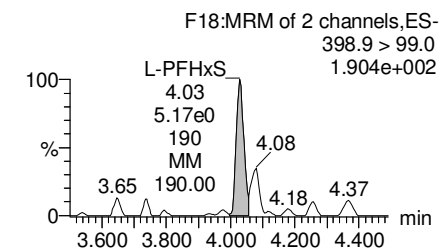
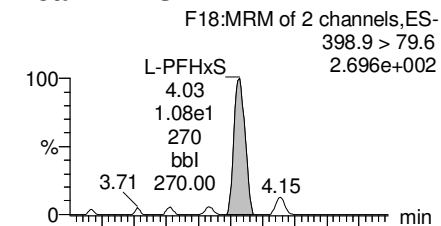
L-PFHxS



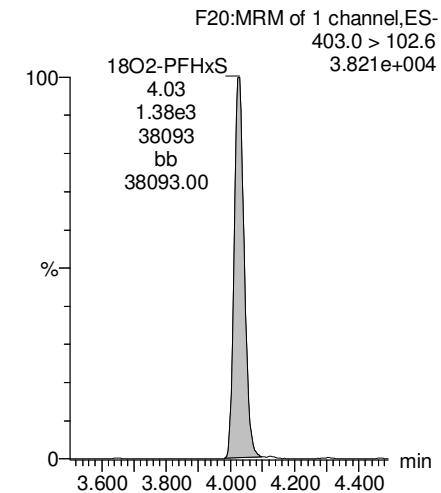
18O2-PFHxS



Total PFHxS



18O2-PFHxS



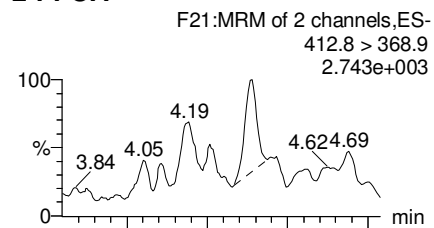
Dataset: Z:\Projects\PFAS.PRO\Results\181016M1\181016M1-82.qld

Last Altered: Wednesday, October 17, 2018 12:07:02 Pacific Daylight Time

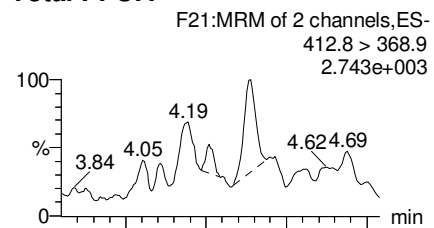
Printed: Wednesday, October 17, 2018 12:07:36 Pacific Daylight Time

Name: 181016M1_82, Date: 17-Oct-2018, Time: 01:29:19, ID: 1803231-02 OCSTR-FB01-1018 0.11586, Description: OCSTR-FB01-1018

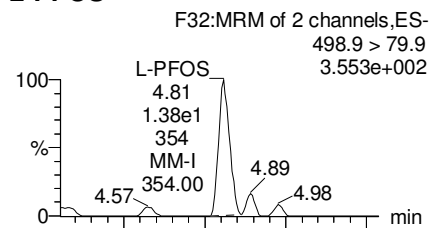
L-PFOA



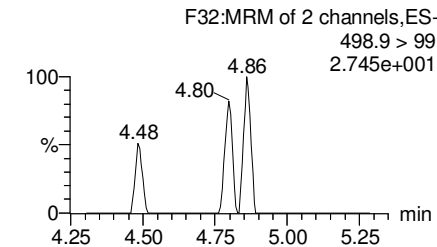
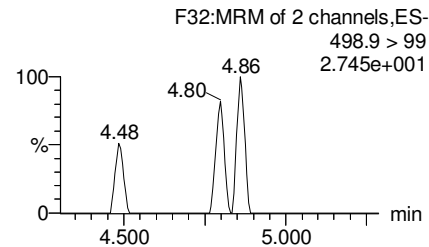
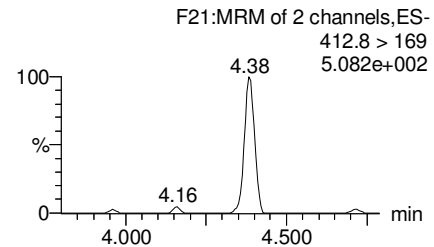
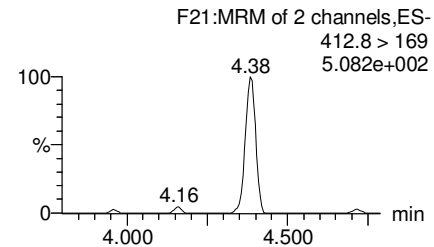
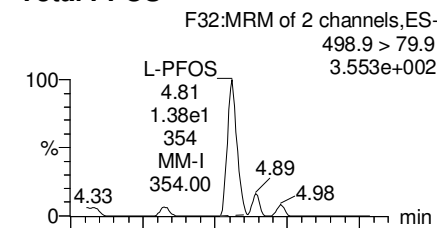
Total PFOA



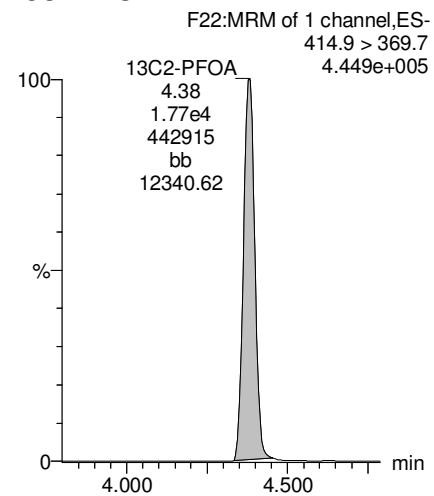
L-PFOS



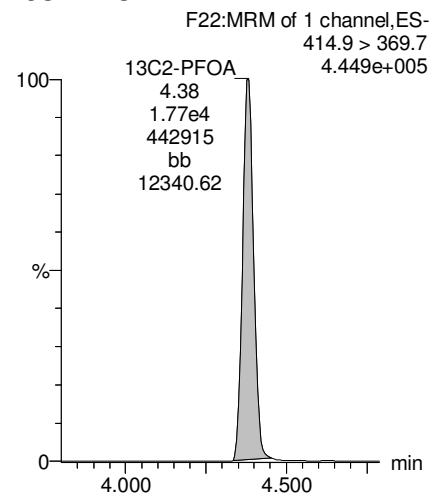
Total PFOS



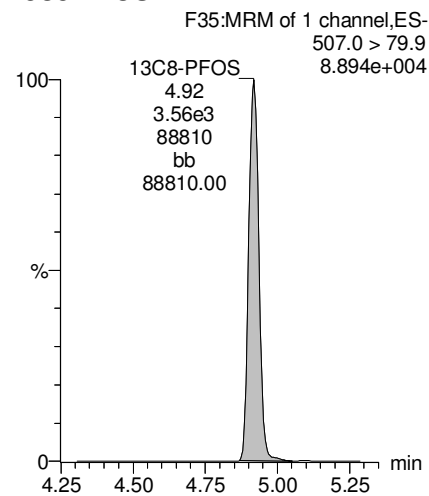
13C2-PFOA



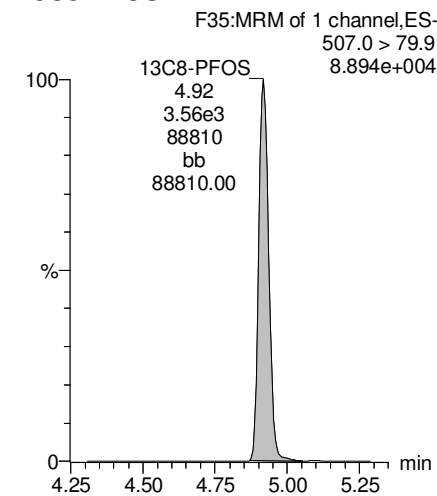
13C2-PFOA



13C8-PFOS



13C8-PFOS



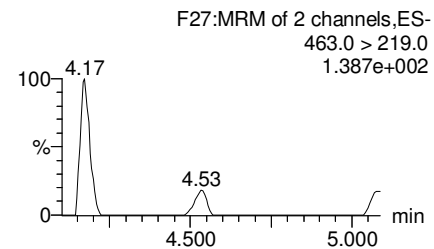
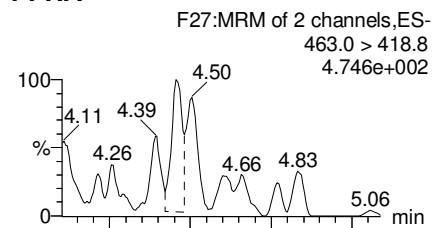
Dataset: Z:\Projects\PFAS.PRO\Results\181016M1\181016M1-82.qld

Last Altered: Wednesday, October 17, 2018 12:07:02 Pacific Daylight Time

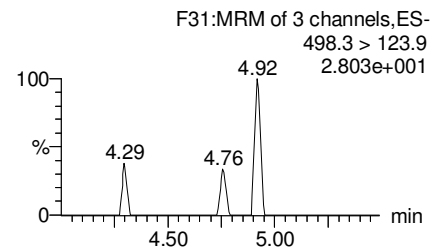
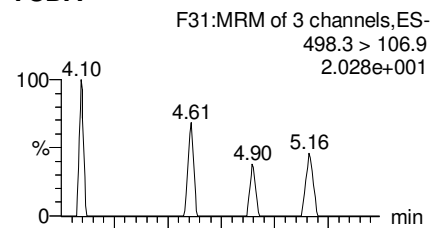
Printed: Wednesday, October 17, 2018 12:07:36 Pacific Daylight Time

Name: 181016M1_82, Date: 17-Oct-2018, Time: 01:29:19, ID: 1803231-02 OCSTR-FB01-1018 0.11586, Description: OCSTR-FB01-1018

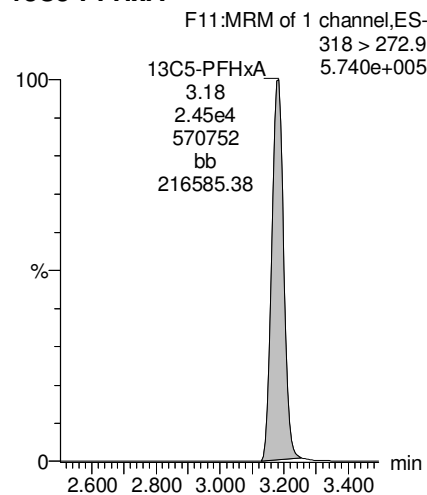
PFNA



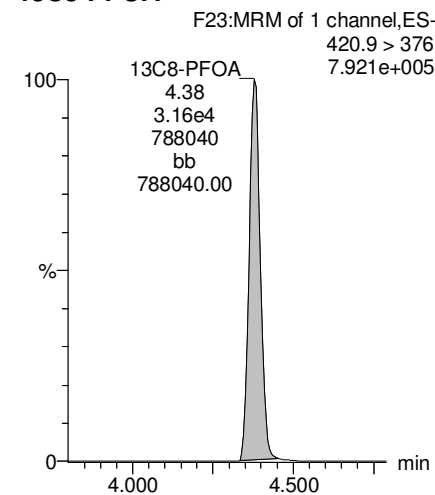
TCDA



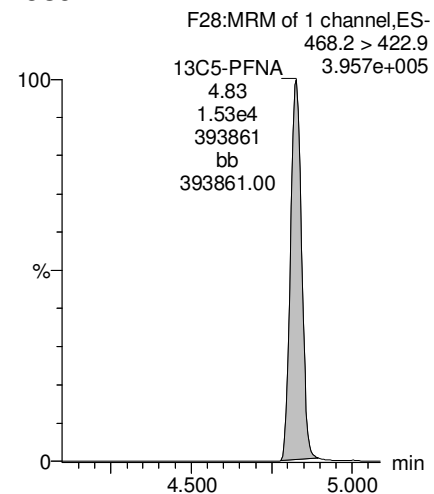
13C5-PFHxA



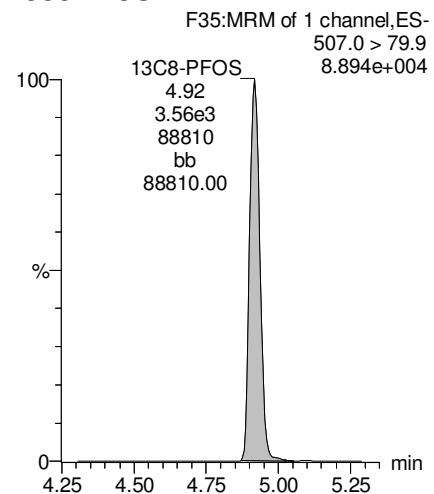
13C8-PFOA



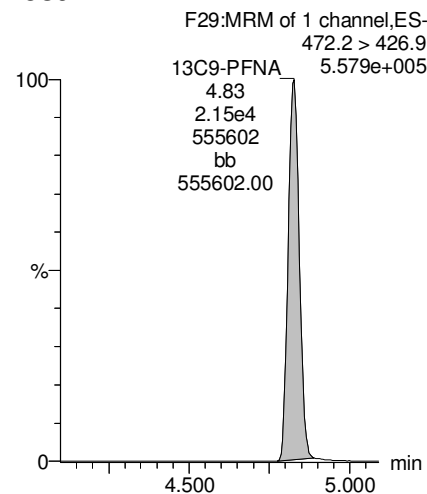
13C5-PFNA



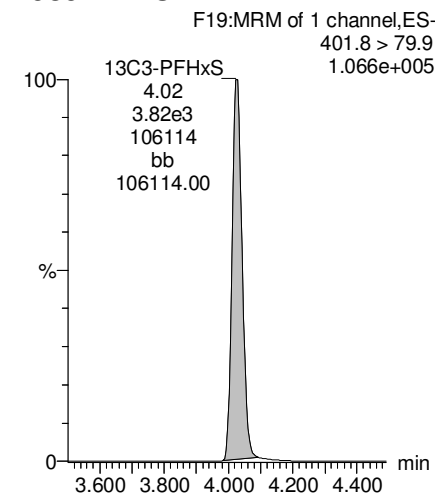
13C8-PFOS



13C9-PFNA



13C3-PFHxS



Dataset: Z:\Projects\PFAS.PRO\Results\181016M1\181016M1-82.qld

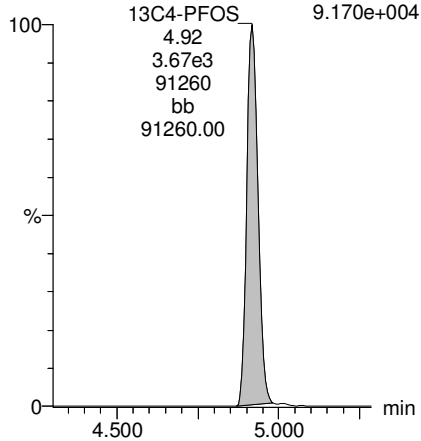
Last Altered: Wednesday, October 17, 2018 12:07:02 Pacific Daylight Time

Printed: Wednesday, October 17, 2018 12:07:36 Pacific Daylight Time

Name: 181016M1_82, Date: 17-Oct-2018, Time: 01:29:19, ID: 1803231-02 OCSTR-FB01-1018 0.11586, Description: OCSTR-FB01-1018

13C4-PFOS

F33:MRM of 1 channel,ES-
503 > 79.9
9.170e+004



Dataset: Z:\Projects\PFAS.PRO\Results\181016M1\181016M1-83.qld

Last Altered: Wednesday, October 17, 2018 12:09:54 Pacific Daylight Time

Printed: Wednesday, October 17, 2018 12:10:25 Pacific Daylight Time

Name: 181016M1_83, Date: 17-Oct-2018, Time: 01:39:58, ID: 1803231-03 OC-MW0SD-1018 0.1132, Description: OC-MW0SD-1018

#	Name	Trace	Area	IS Area	wt/vol	RRF	Pred.RT	RT	Response	Conc.	%Rec	Ion Ratio	Ratio Out?
1	3	PFBS	299.0 > 79.7	4.51e1	1.89e3	0.113	0.000	2.59	2.59	0.298	0.8465	2.493	NO
2	7	PFHpA	363.0 > 318.9		1.13e4	0.113		3.88					
3	8	L-PFHxS	398.9 > 79.6		1.40e3	0.113		4.04					
4	68	Total PFHxS	398.9 > 79.6	0.00e0	1.40e3	0.113		4.05	0.000				
5	38	13C3-PFBS	302. > 98.8	1.89e3	3.96e3	0.113	0.478	2.63	2.59	5.97	110.0296	99.6	
6	41	13C4-PFHpA	367.2 > 321.8	1.13e4	2.44e4	0.113	0.465	3.75	3.88	5.82	118.8324	107.6	
7	42	18O2-PFHxS	403.0 > 102.6	1.40e3	3.96e3	0.113	0.353	3.90	4.03	4.41	100.0203	90.6	
8	42	18O2-PFHxS	403.0 > 102.6	1.40e3	3.96e3	0.113	0.353	3.90	4.03	4.41	100.0203	90.6	
9	-1												
10	11	L-PFOA	412.8 > 368.9	2.60e2	2.03e4	0.113	0.000	4.30	4.38	0.160		4.650	NO
11	69	Total PFOA	412.8 > 368.9	2.60e2	2.03e4	0.113		4.00		0.000			
12	16	L-PFOS	498.9 > 79.9	1.00e2	3.88e3	0.113	0.000	4.93	4.92	0.323	2.3697	3.035	YES
13	70	Total PFOS	498.9 > 79.9	1.00e2	3.88e3	0.113		4.60		0.323	2.3697		
14	44	13C2-PFOA	414.9 > 369.7	2.03e4	3.46e4	0.113	0.587	4.27	4.38	7.34	109.6586	99.3	
15	44	13C2-PFOA	414.9 > 369.7	2.03e4	3.46e4	0.113	0.587	4.27	4.38	7.34	109.6586	99.3	
16	47	13C8-PFOS	507.0 > 79.9	3.88e3	3.87e3	0.113	1.00	4.79	4.92	12.5	104.8924	95.0	
17	47	13C8-PFOS	507.0 > 79.9	3.88e3	3.87e3	0.113	1.00	4.79	4.92	12.5	104.8924	95.0	
18	-1												
19	14	PFNA	463.0 > 418.8	5.48e1	1.82e4	0.113	0.000	4.71	4.83	0.0377		4.687	NO
20	73	TCDA	498.3>106.9			0.113		5.15					
21	61	13C5-PFHxA	318 > 272.9	2.44e4	2.44e4	0.113	1.00	3.12	3.18	12.5	110.4240	100.0	
22	63	13C8-PFOA	420.9 > 376	3.46e4	3.46e4	0.113	1.00	4.27	4.38	12.5	110.4240	100.0	
23	45	13C5-PFNA	468.2 > 422.9	1.82e4	2.45e4	0.113	0.742	4.71	4.83	9.28	87.5595	79.3	
24	47	13C8-PFOS	507.0 > 79.9	3.88e3	3.87e3	0.113	1.00	4.79	4.92	12.5	104.8924	95.0	
25	64	13C9-PFNA	472.2 > 426.9	2.45e4	2.45e4	0.113	1.00	4.71	4.83	12.5	110.4240	100.0	
26	62	13C3-PFHxS	401.8 > 79.9	3.96e3	3.96e3	0.113	1.00	3.90	4.03	12.5	110.4240	100.0	
27	65	13C4-PFOS	503 > 79.9	3.87e3	3.87e3	0.113	1.00	4.79	4.92	12.5	110.4240	100.0	

Dataset: Z:\Projects\PFAS.PRO\Results\181016M1\181016M1-83.qld

Last Altered: Wednesday, October 17, 2018 12:09:54 Pacific Daylight Time

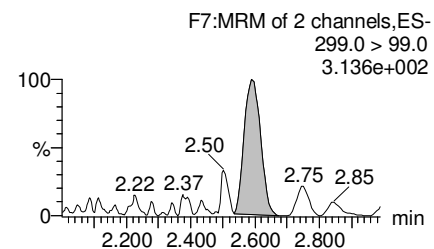
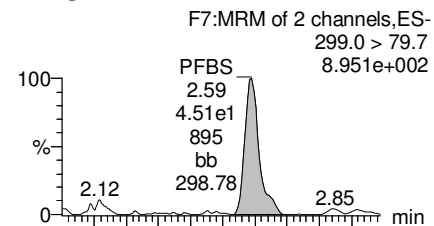
Printed: Wednesday, October 17, 2018 12:10:25 Pacific Daylight Time

Method: Z:\Projects\PFAS.PRO\MethDB\PFAS_FULL_80C_101618.mdb 16 Oct 2018 14:15:22

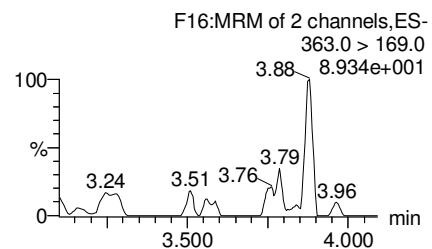
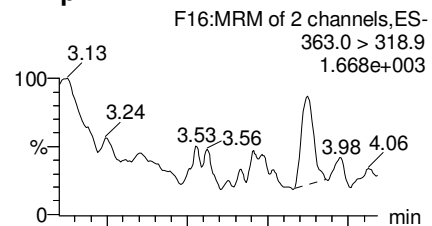
Calibration: Z:\Projects\PFAS.PRO\CurveDB\C18_VAL-PFAS_Q4_10-14-18.cdb 14 Oct 2018 19:12:54

Name: 181016M1_83, Date: 17-Oct-2018, Time: 01:39:58, ID: 1803231-03 OC-MW0SD-1018 0.1132, Description: OC-MW0SD-1018

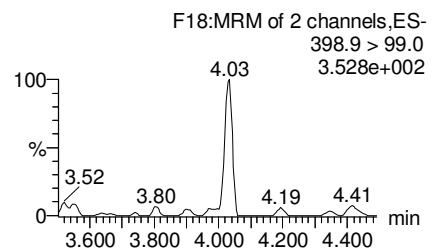
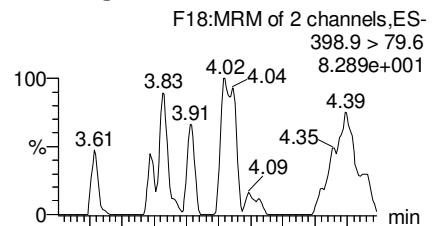
PFBS



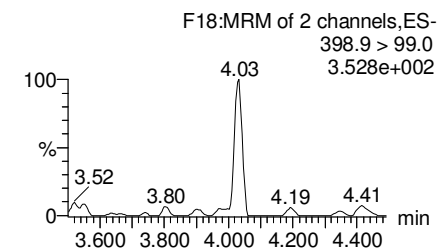
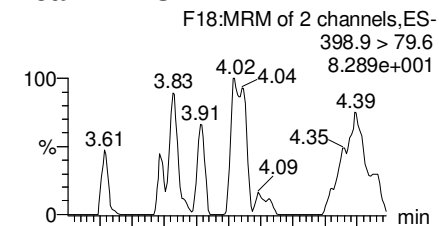
PFHpA



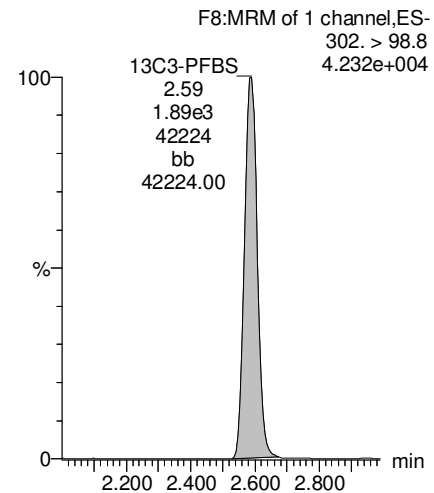
L-PFHxS



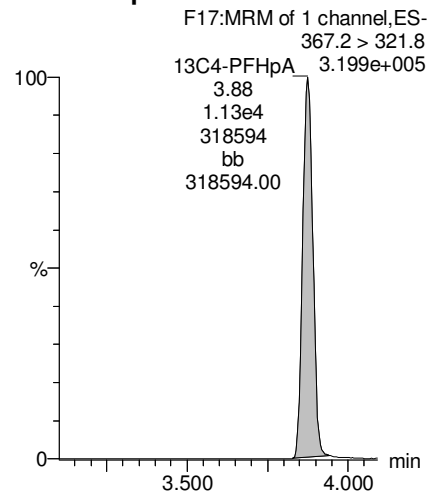
Total PFHxS



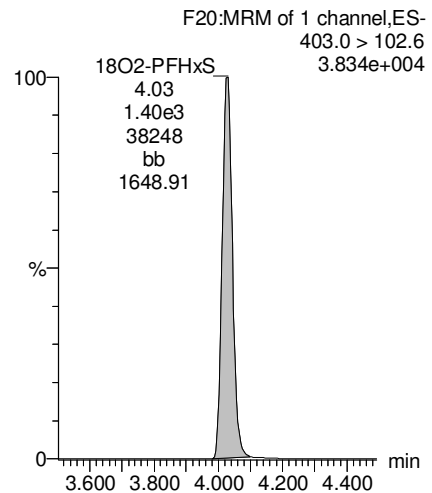
13C3-PFBS



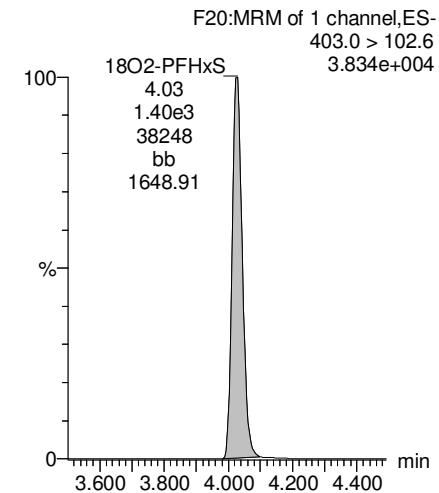
13C4-PFHpA



18O2-PFHxS



18O2-PFHxS



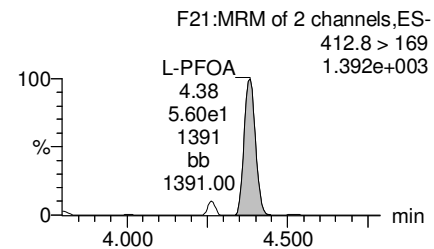
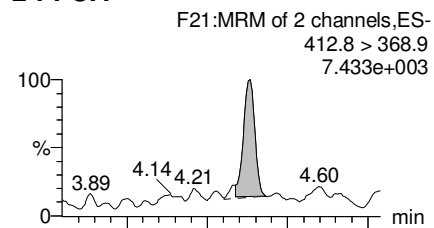
Dataset: Z:\Projects\PFAS.PRO\Results\181016M1\181016M1-83.qld

Last Altered: Wednesday, October 17, 2018 12:09:54 Pacific Daylight Time

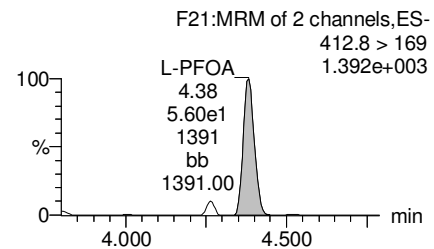
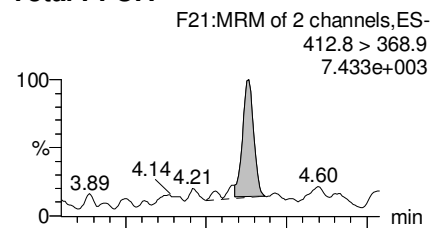
Printed: Wednesday, October 17, 2018 12:10:25 Pacific Daylight Time

Name: 181016M1_83, Date: 17-Oct-2018, Time: 01:39:58, ID: 1803231-03 OC-MW0SD-1018 0.1132, Description: OC-MW0SD-1018

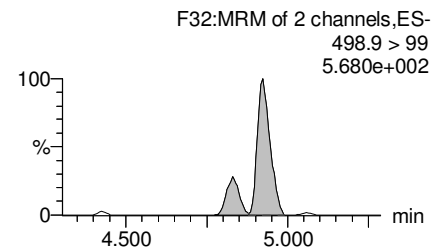
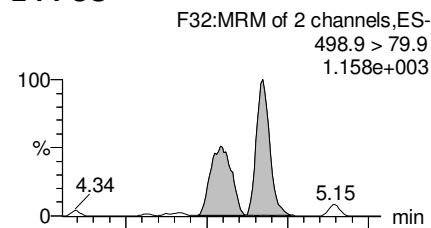
L-PFOA



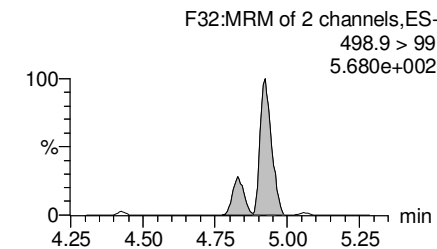
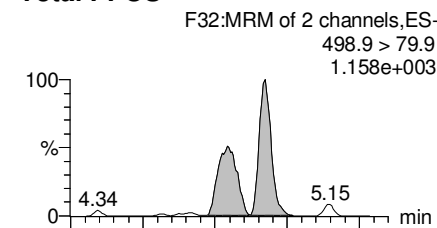
Total PFOA



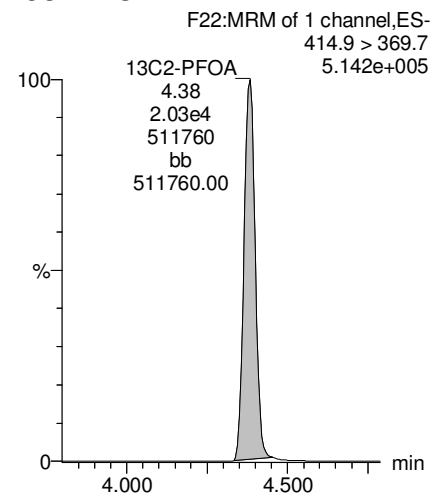
L-PFOS



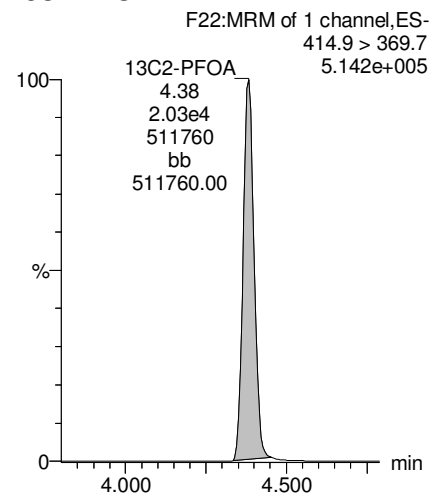
Total PFOS



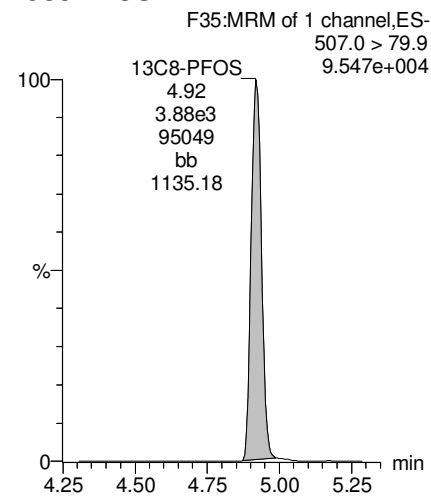
13C2-PFOA



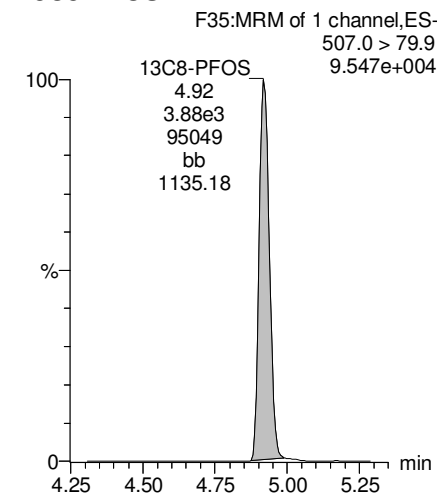
13C2-PFOA



13C8-PFOS



13C8-PFOS



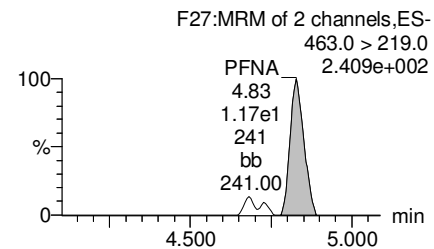
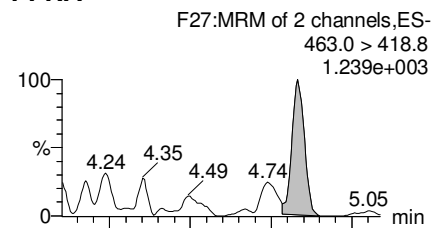
Dataset: Z:\Projects\PFAS.PRO\Results\181016M1\181016M1-83.qld

Last Altered: Wednesday, October 17, 2018 12:09:54 Pacific Daylight Time

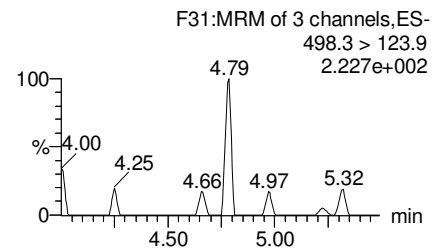
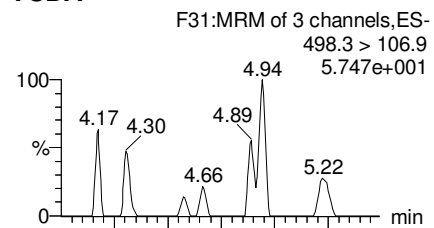
Printed: Wednesday, October 17, 2018 12:10:25 Pacific Daylight Time

Name: 181016M1_83, Date: 17-Oct-2018, Time: 01:39:58, ID: 1803231-03 OC-MW0SD-1018 0.1132, Description: OC-MW0SD-1018

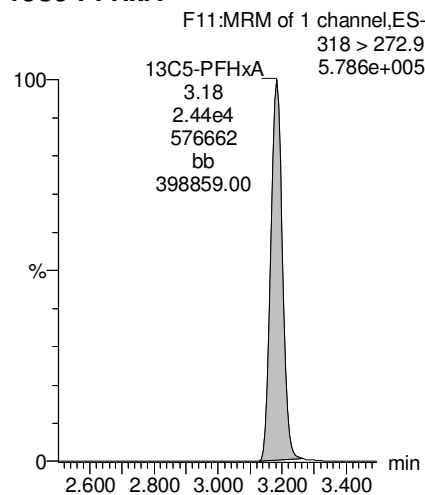
PFNA



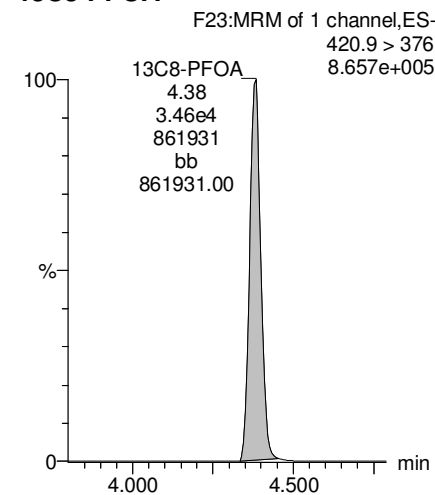
TCDA



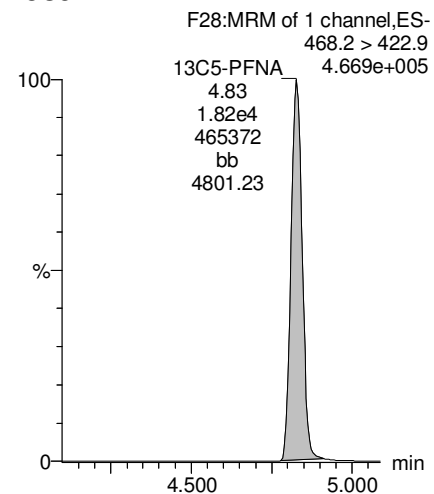
13C5-PFHxA



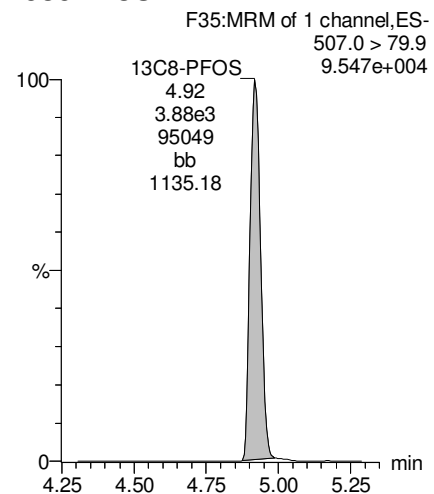
13C8-PFOA



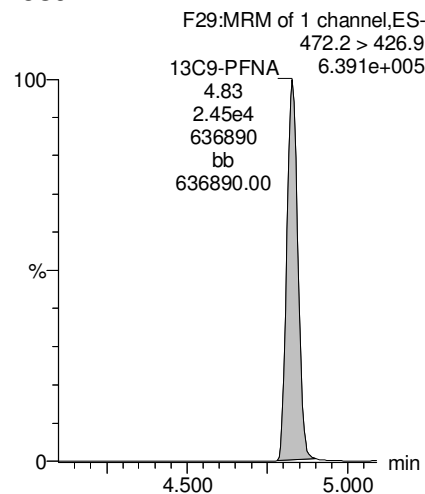
13C5-PFNA



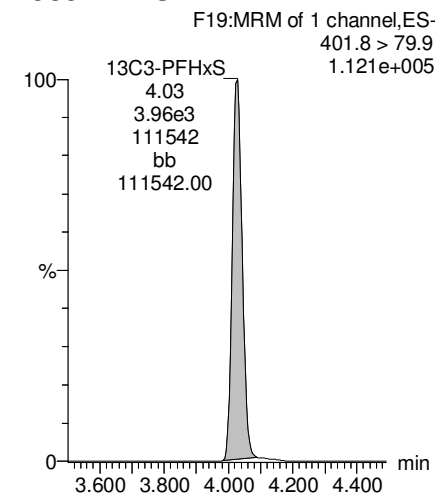
13C8-PFOS



13C9-PFNA



13C3-PFHxS



Dataset: Z:\Projects\PFAS.PRO\Results\181016M1\181016M1-83.qld

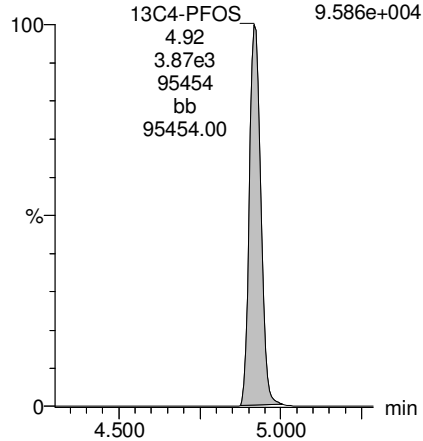
Last Altered: Wednesday, October 17, 2018 12:09:54 Pacific Daylight Time

Printed: Wednesday, October 17, 2018 12:10:25 Pacific Daylight Time

Name: 181016M1_83, Date: 17-Oct-2018, Time: 01:39:58, ID: 1803231-03 OC-MW0SD-1018 0.1132, Description: OC-MW0SD-1018

13C4-PFOS

F33:MRM of 1 channel,ES-
503 > 79.9
9.586e+004



Dataset: Z:\Projects\PFAS.PRO\Results\181016M1\181016M1-79.qld

Last Altered: Wednesday, October 17, 2018 11:59:57 Pacific Daylight Time

Printed: Wednesday, October 17, 2018 12:00:36 Pacific Daylight Time

Name: 181016M1_79, Date: 17-Oct-2018, Time: 00:57:38, ID: B8J0057-MS2 Matrix Spike 0.11267, Description: Matrix Spike

#	Name	Trace	Area	IS Area	wt/vol	RRF	Pred.RT	RT	Response	Conc.	%Rec	Ion Ratio	Ratio Out?
1	3	PFBS	299.0 > 79.7	2.34e3	1.93e3	0.113	0.000	2.59	2.59	15.2	67.5594	2.498	NO
2	7	PFHpA	363.0 > 318.9	1.07e4	1.26e4	0.113	0.000	3.88	3.88	10.6	69.3251	10.204	NO
3	8	L-PFHxS	398.9 > 79.6	1.94e3	1.58e3	0.113	0.000	4.04	4.03	15.4	75.2563	1.551	NO
4	68	Total PFHxS	398.9 > 79.6	1.94e3	1.58e3	0.113		4.05		15.4	75.2563		
5	38	13C3-PFBS	302. > 98.8	1.93e3	4.12e3	0.113	0.467	2.63	2.58	5.84	108.1263	97.5	
6	41	13C4-PFHpA	367.2 > 321.8	1.26e4	2.66e4	0.113	0.474	3.75	3.88	5.93	121.7167	109.7	
7	42	18O2-PFHxS	403.0 > 102.6	1.58e3	4.12e3	0.113	0.383	3.90	4.03	4.79	109.2199	98.4	
8	42	18O2-PFHxS	403.0 > 102.6	1.58e3	4.12e3	0.113	0.383	3.90	4.03	4.79	109.2199	98.4	
9	-1												
10	11	L-PFOA	412.8 > 368.9	2.24e4	2.21e4	0.113	0.000	4.30	4.38	12.7	63.0863	3.542	NO
11	69	Total PFOA	412.8 > 368.9	2.24e4	2.21e4	0.113		4.00		12.7	63.0863		
12	16	L-PFOS	498.9 > 79.9	3.04e3	4.00e3	0.113	0.000	4.93	4.92	9.50	72.7867	1.935	NO
13	70	Total PFOS	498.9 > 79.9	3.04e3	4.00e3	0.113		4.60		9.50	72.7867		
14	44	13C2-PFOA	414.9 > 369.7	2.21e4	3.71e4	0.113	0.596	4.27	4.38	7.45	111.8404	100.8	
15	44	13C2-PFOA	414.9 > 369.7	2.21e4	3.71e4	0.113	0.596	4.27	4.38	7.45	111.8404	100.8	
16	47	13C8-PFOS	507.0 > 79.9	4.00e3	4.10e3	0.113	0.975	4.79	4.92	12.2	102.5814	92.5	
17	47	13C8-PFOS	507.0 > 79.9	4.00e3	4.10e3	0.113	0.975	4.79	4.92	12.2	102.5814	92.5	
18	-1												
19	14	PFNA	463.0 > 418.8	1.49e4	1.97e4	0.113	0.000	4.71	4.83	9.45	70.6341	3.972	NO
20	73	TCDA	498.3>106.9			0.113		5.15					
21	61	13C5-PFHxA	318 > 272.9	2.66e4	2.66e4	0.113	1.00	3.12	3.18	12.5	110.9435	100.0	
22	63	13C8-PFOA	420.9 > 376	3.71e4	3.71e4	0.113	1.00	4.27	4.38	12.5	110.9435	100.0	
23	45	13C5-PFNA	468.2 > 422.9	1.97e4	2.48e4	0.113	0.795	4.71	4.83	9.93	94.1817	84.9	
24	47	13C8-PFOS	507.0 > 79.9	4.00e3	4.10e3	0.113	0.975	4.79	4.92	12.2	102.5814	92.5	
25	64	13C9-PFNA	472.2 > 426.9	2.48e4	2.48e4	0.113	1.00	4.71	4.83	12.5	110.9435	100.0	
26	62	13C3-PFHxS	401.8 > 79.9	4.12e3	4.12e3	0.113	1.00	3.90	4.03	12.5	110.9435	100.0	
27	65	13C4-PFOS	503 > 79.9	4.10e3	4.10e3	0.113	1.00	4.79	4.92	12.5	110.9435	100.0	

Dataset: Z:\Projects\PFAS.PRO\Results\181016M1\181016M1-79.qld

Last Altered: Wednesday, October 17, 2018 11:59:57 Pacific Daylight Time

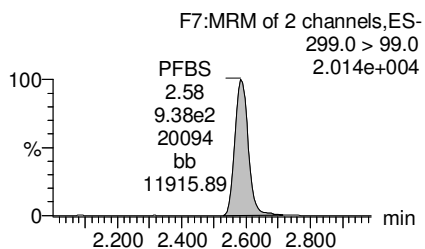
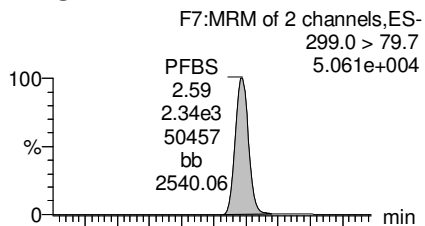
Printed: Wednesday, October 17, 2018 12:00:36 Pacific Daylight Time

Method: Z:\Projects\PFAS.PRO\MethDB\PFAS_FULL_80C_101618.mdb 16 Oct 2018 14:15:22

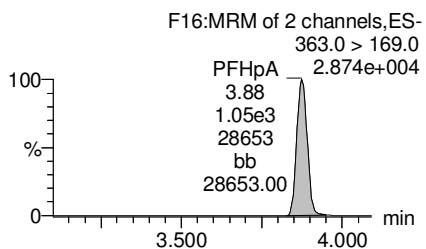
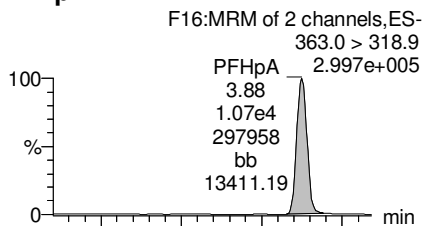
Calibration: Z:\Projects\PFAS.PRO\CurveDB\C18_VAL-PFAS_Q4_10-14-18.cdb 14 Oct 2018 19:12:54

Name: 181016M1_79, Date: 17-Oct-2018, Time: 00:57:38, ID: B8J0057-MS2 Matrix Spike 0.11267, Description: Matrix Spike

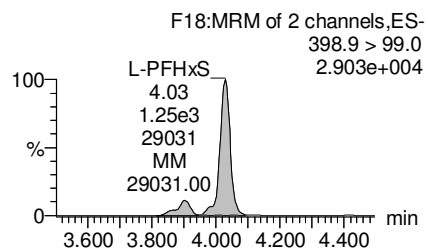
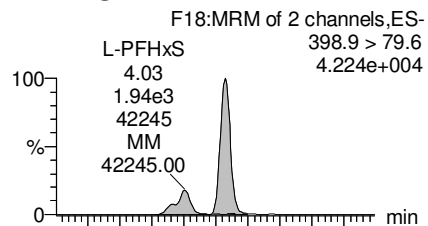
PFBS



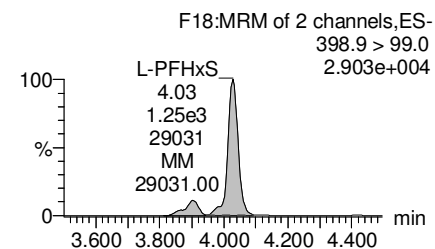
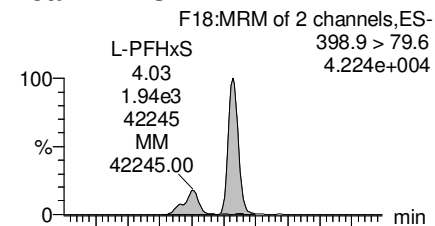
PFHpA



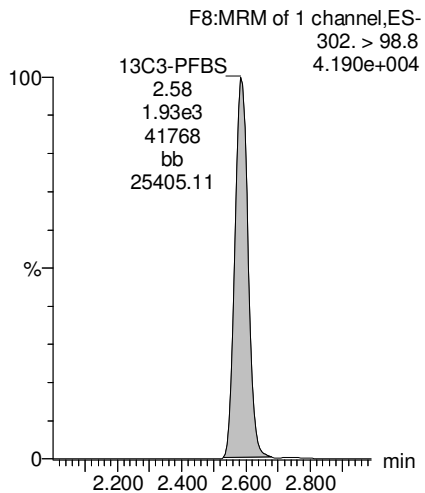
L-PFHxS



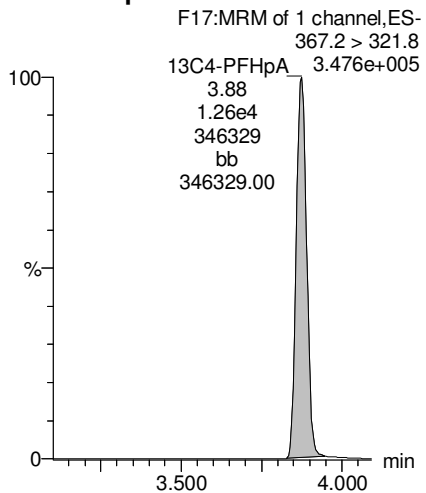
Total PFHxS



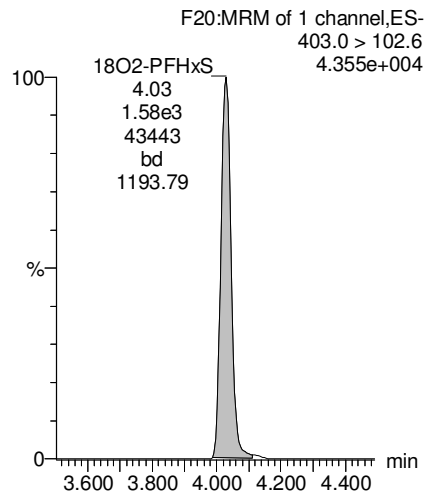
13C3-PFBS



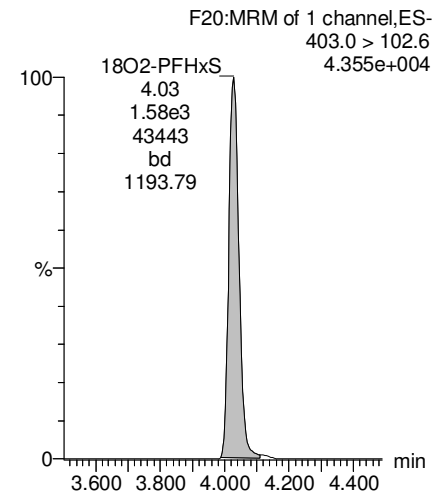
13C4-PFHpA



18O2-PFHxS



18O2-PFHxS



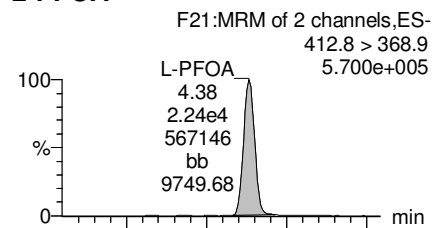
Dataset: Z:\Projects\PFAS.PRO\Results\181016M1\181016M1-79.qld

Last Altered: Wednesday, October 17, 2018 11:59:57 Pacific Daylight Time

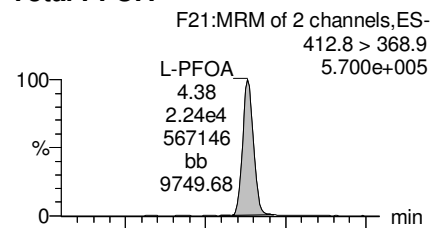
Printed: Wednesday, October 17, 2018 12:00:36 Pacific Daylight Time

Name: 181016M1_79, Date: 17-Oct-2018, Time: 00:57:38, ID: B8J0057-MS2 Matrix Spike 0.11267, Description: Matrix Spike

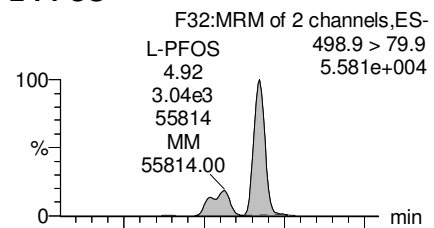
L-PFOA



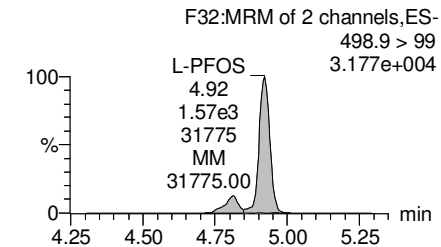
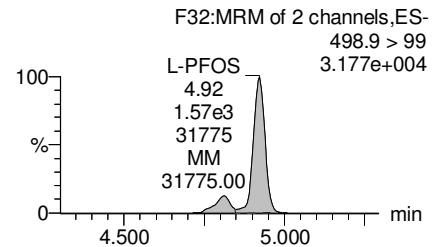
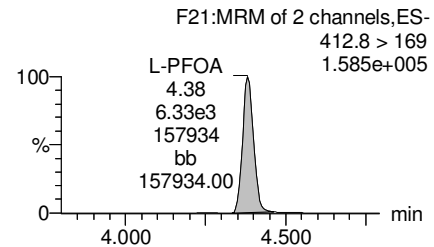
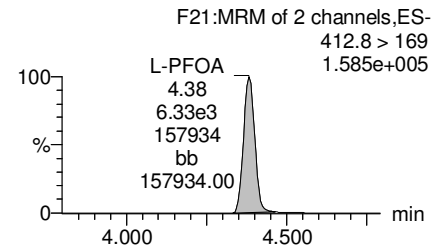
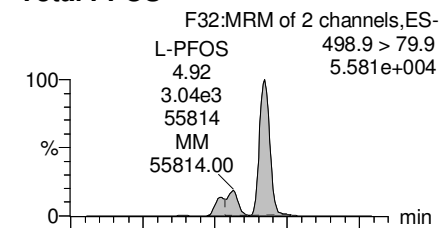
Total PFOA



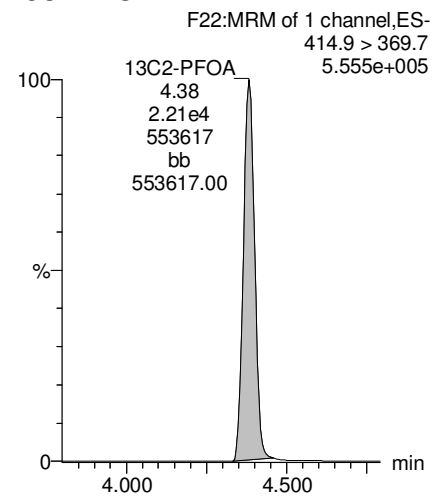
L-PFOS



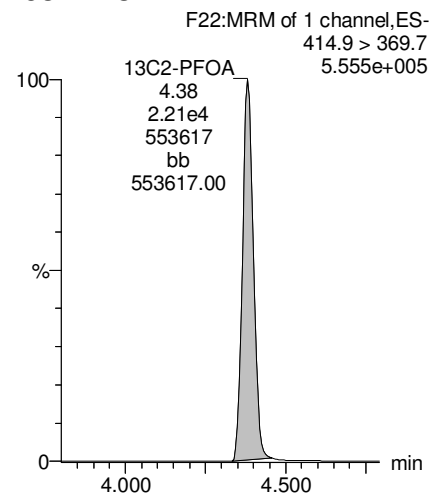
Total PFOS



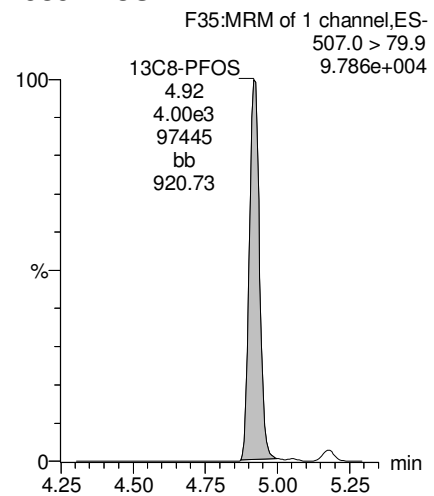
13C2-PFOA



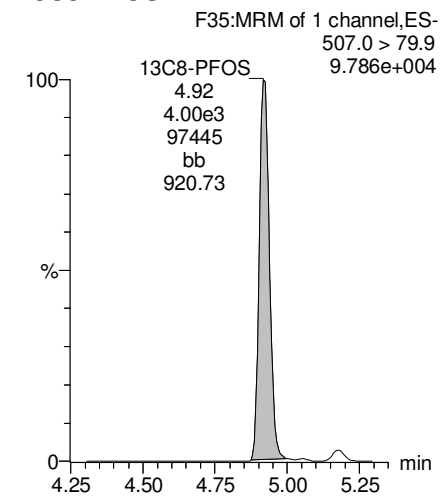
13C2-PFOA



13C8-PFOS



13C8-PFOS



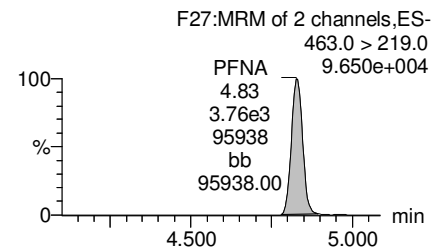
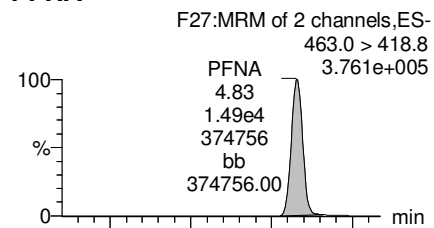
Dataset: Z:\Projects\PFAS.PRO\Results\181016M1\181016M1-79.qld

Last Altered: Wednesday, October 17, 2018 11:59:57 Pacific Daylight Time

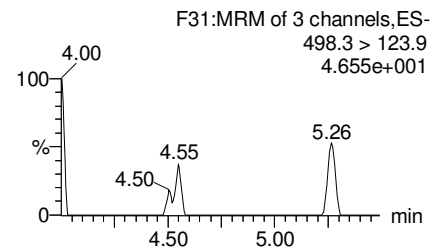
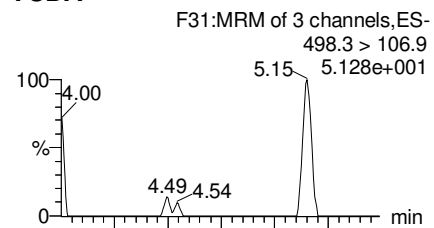
Printed: Wednesday, October 17, 2018 12:00:36 Pacific Daylight Time

Name: 181016M1_79, Date: 17-Oct-2018, Time: 00:57:38, ID: B8J0057-MS2 Matrix Spike 0.11267, Description: Matrix Spike

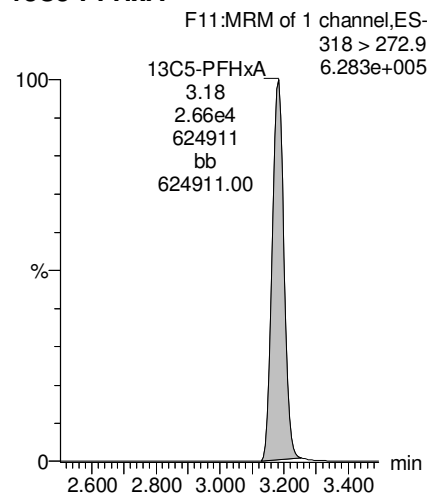
PFNA



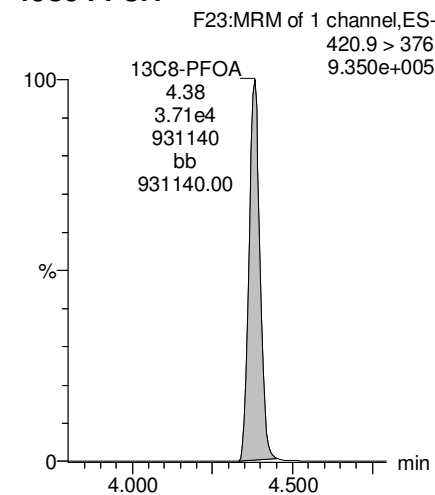
TCDA



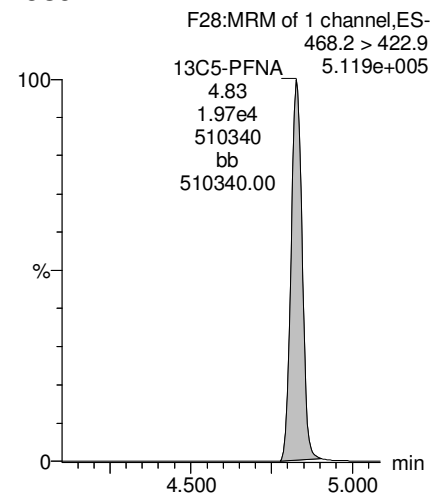
13C5-PFHxA



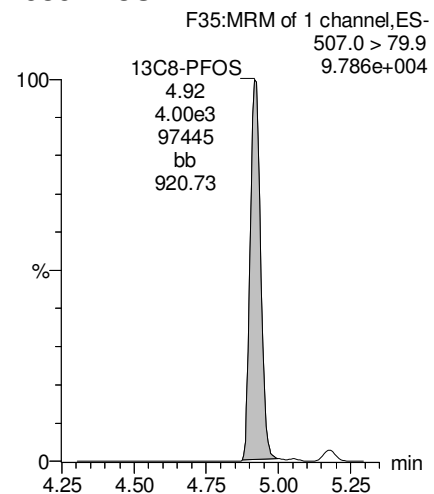
13C8-PFOA



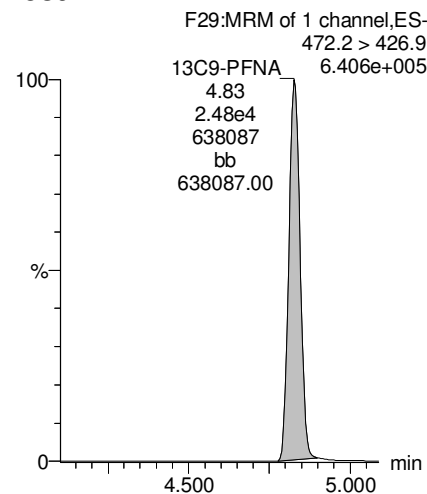
13C5-PFNA



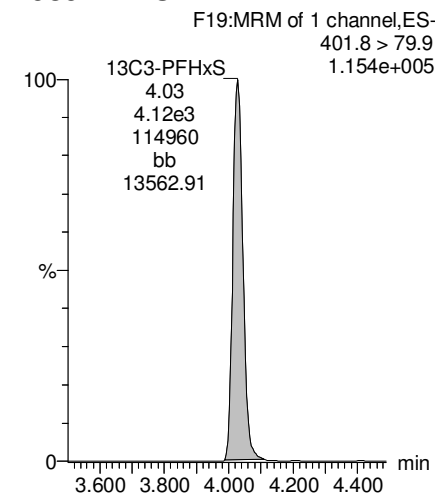
13C8-PFOS



13C9-PFNA



13C3-PFHxS



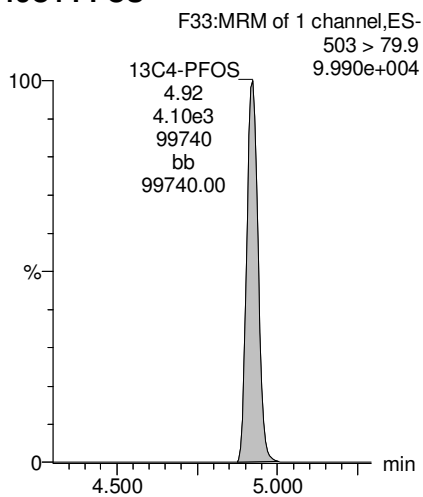
Dataset: Z:\Projects\PFAS.PRO\Results\181016M1\181016M1-79.qld

Last Altered: Wednesday, October 17, 2018 11:59:57 Pacific Daylight Time

Printed: Wednesday, October 17, 2018 12:00:36 Pacific Daylight Time

Name: 181016M1_79, Date: 17-Oct-2018, Time: 00:57:38, ID: B8J0057-MS2 Matrix Spike 0.11267, Description: Matrix Spike

13C4-PFOS



Dataset: Z:\Projects\PFAS.PRO\Results\181016M1\181016M1-80.qld

Last Altered: Wednesday, October 17, 2018 12:02:18 Pacific Daylight Time

Printed: Wednesday, October 17, 2018 12:02:57 Pacific Daylight Time

Name: 181016M1_80, Date: 17-Oct-2018, Time: 01:08:08, ID: B8J0057-MSD2 Matrix Spike Dup 0.11266, Description: Matrix Spike Dup

	# Name	Trace	Area	IS Area	wt/vol	RRF	Pred.RT	RT	Response	Conc.	%Rec	Ion Ratio	Ratio Out?
1	3	PFBS	299.0 > 79.7	2.40e3	1.87e3	0.113	0.000	2.59	2.58	16.0	71.2697	2.902	NO
2	7	PFHpA	363.0 > 318.9	9.78e3	1.15e4	0.113	0.000	3.88	3.87	10.6	69.1432	10.342	NO
3	8	L-PFHxS	398.9 > 79.6	1.95e3	1.48e3	0.113	0.000	4.04	4.03	16.5	80.7661	1.752	NO
4	68	Total PFHxS	398.9 > 79.6	1.95e3	1.48e3	0.113		4.05		16.5	80.7661		
5	38	13C3-PFBS	302. > 98.8	1.87e3	3.94e3	0.113	0.476	2.63	2.58	5.95	110.0641	99.2	
6	41	13C4-PFHpA	367.2 > 321.8	1.15e4	2.55e4	0.113	0.452	3.75	3.88	5.65	116.0447	104.6	
7	42	18O2-PFHxS	403.0 > 102.6	1.48e3	3.94e3	0.113	0.376	3.90	4.03	4.69	107.0490	96.5	
8	42	18O2-PFHxS	403.0 > 102.6	1.48e3	3.94e3	0.113	0.376	3.90	4.03	4.69	107.0490	96.5	
9	-1												
10	11	L-PFOA	412.8 > 368.9	2.02e4	1.98e4	0.113	0.000	4.30	4.38	12.7	63.1547	3.718	NO
11	69	Total PFOA	412.8 > 368.9	2.02e4	1.98e4	0.113		4.00		12.7	63.1547		
12	16	L-PFOS	498.9 > 79.9	2.91e3	3.73e3	0.113	0.000	4.93	4.92	9.77	74.8031	1.929	NO
13	70	Total PFOS	498.9 > 79.9	2.91e3	3.73e3	0.113		4.60		9.77	74.8031		
14	44	13C2-PFOA	414.9 > 369.7	1.98e4	3.48e4	0.113	0.571	4.27	4.38	7.14	107.1794	96.6	
15	44	13C2-PFOA	414.9 > 369.7	1.98e4	3.48e4	0.113	0.571	4.27	4.38	7.14	107.1794	96.6	
16	47	13C8-PFOS	507.0 > 79.9	3.73e3	3.91e3	0.113	0.955	4.79	4.92	11.9	100.5015	90.6	
17	47	13C8-PFOS	507.0 > 79.9	3.73e3	3.91e3	0.113	0.955	4.79	4.92	11.9	100.5015	90.6	
18	-1												
19	14	PFNA	463.0 > 418.8	1.35e4	1.70e4	0.113	0.000	4.71	4.83	9.89	73.9714	3.934	NO
20	73	TCDA	498.3>106.9			0.113		5.15					
21	61	13C5-PFHxA	318 > 272.9	2.55e4	2.55e4	0.113	1.00	3.12	3.18	12.5	110.9533	100.0	
22	63	13C8-PFOA	420.9 > 376	3.48e4	3.48e4	0.113	1.00	4.27	4.38	12.5	110.9533	100.0	
23	45	13C5-PFNA	468.2 > 422.9	1.70e4	2.28e4	0.113	0.748	4.71	4.83	9.35	88.6301	79.9	
24	47	13C8-PFOS	507.0 > 79.9	3.73e3	3.91e3	0.113	0.955	4.79	4.92	11.9	100.5015	90.6	
25	64	13C9-PFNA	472.2 > 426.9	2.28e4	2.28e4	0.113	1.00	4.71	4.83	12.5	110.9533	100.0	
26	62	13C3-PFHxS	401.8 > 79.9	3.94e3	3.94e3	0.113	1.00	3.90	4.03	12.5	110.9533	100.0	
27	65	13C4-PFOS	503 > 79.9	3.91e3	3.91e3	0.113	1.00	4.79	4.92	12.5	110.9533	100.0	

Dataset: Z:\Projects\PFAS.PRO\Results\181016M1\181016M1-80.qld

Last Altered: Wednesday, October 17, 2018 12:02:18 Pacific Daylight Time

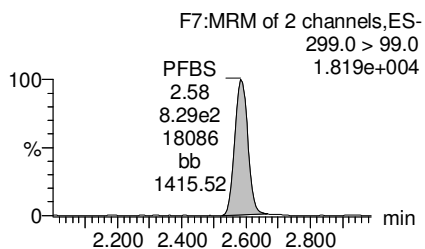
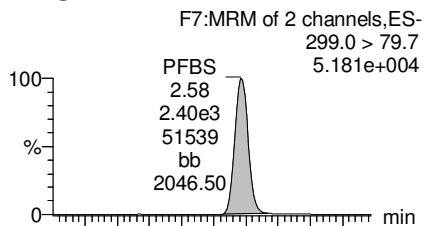
Printed: Wednesday, October 17, 2018 12:02:57 Pacific Daylight Time

Method: Z:\Projects\PFAS.PRO\MethDB\PFAS_FULL_80C_101618.mdb 16 Oct 2018 14:15:22

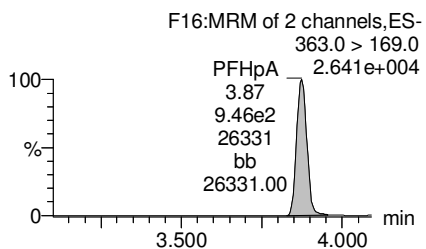
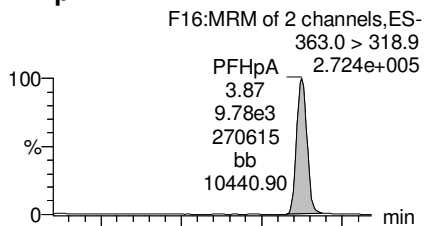
Calibration: Z:\Projects\PFAS.PRO\CurveDB\C18_VAL-PFAS_Q4_10-14-18.cdb 14 Oct 2018 19:12:54

Name: 181016M1_80, Date: 17-Oct-2018, Time: 01:08:08, ID: B8J0057-MSD2 Matrix Spike Dup 0.11266, Description: Matrix Spike Dup

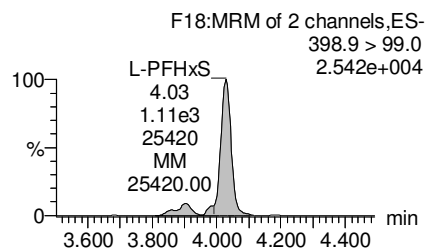
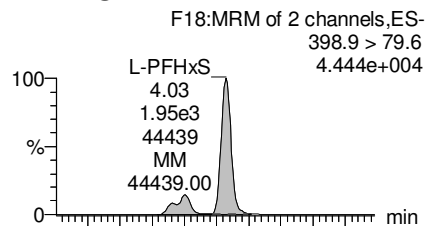
PFBS



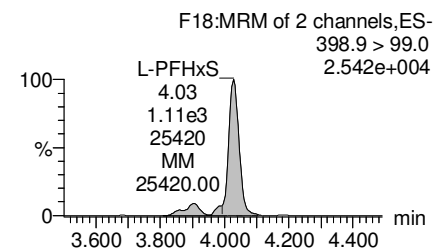
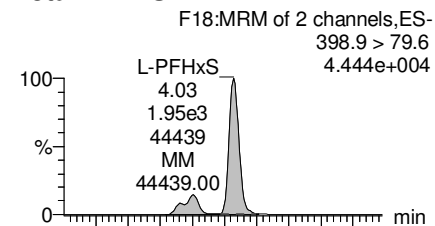
PFHpA



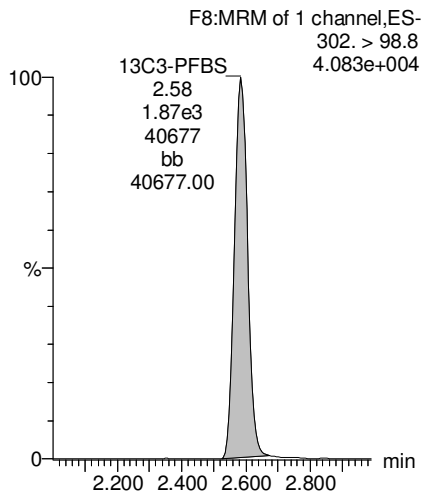
L-PFHxS



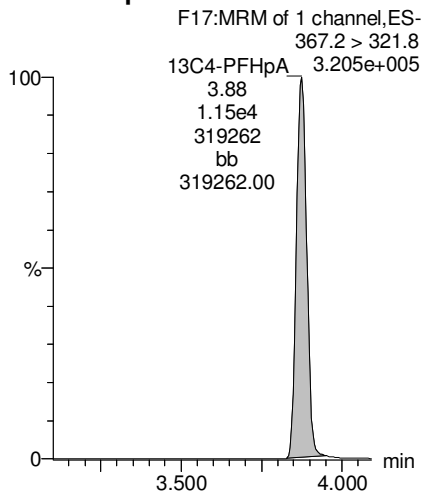
Total PFHxS



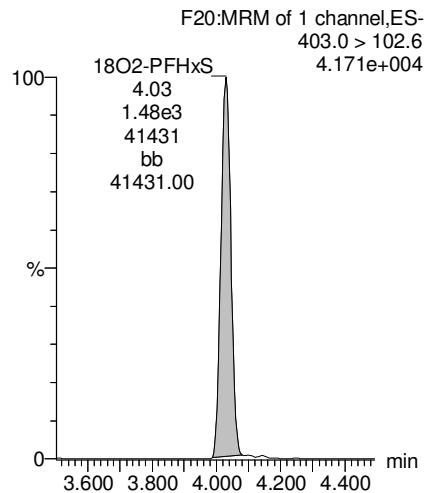
13C3-PFBS



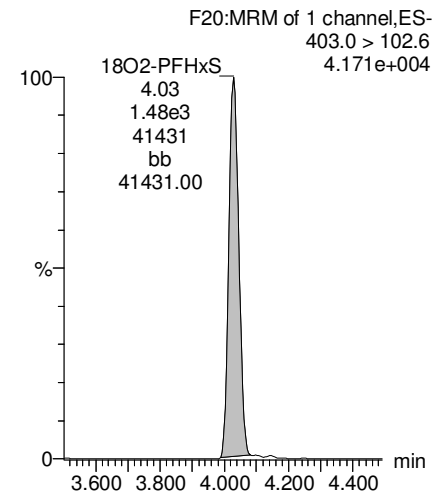
13C4-PFHpA



18O2-PFHxS



18O2-PFHxS



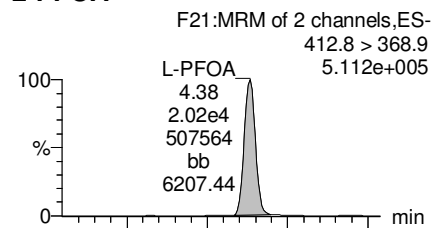
Dataset: Z:\Projects\PFAS.PRO\Results\181016M1\181016M1-80.qld

Last Altered: Wednesday, October 17, 2018 12:02:18 Pacific Daylight Time

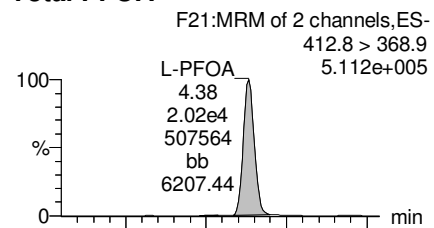
Printed: Wednesday, October 17, 2018 12:02:57 Pacific Daylight Time

Name: 181016M1_80, Date: 17-Oct-2018, Time: 01:08:08, ID: B8J0057-MSD2 Matrix Spike Dup 0.11266, Description: Matrix Spike Dup

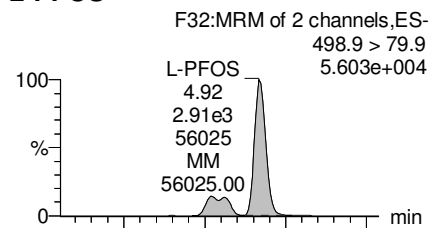
L-PFOA



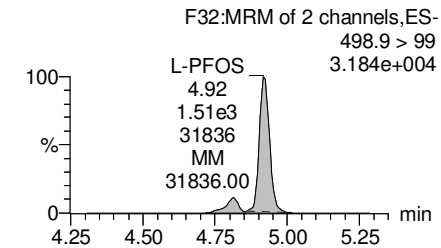
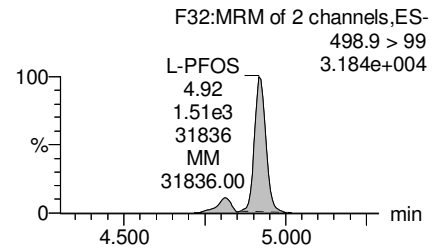
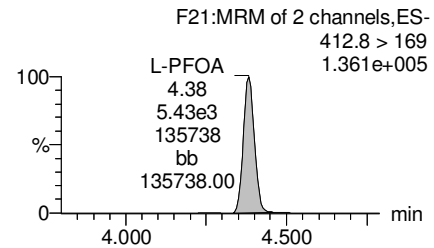
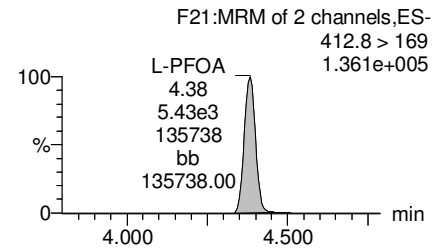
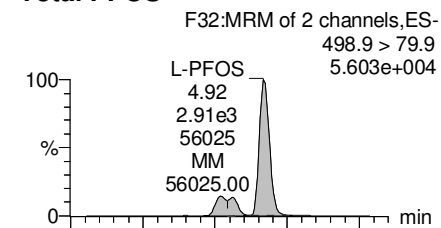
Total PFOA



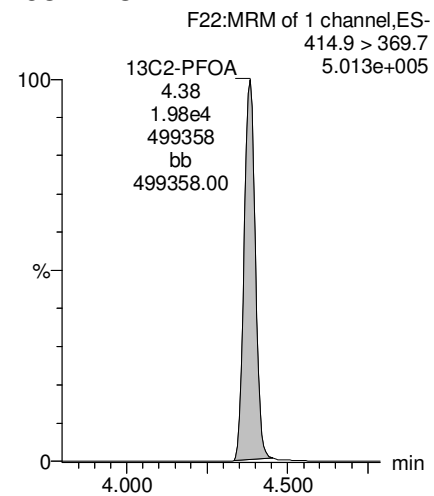
L-PFOS



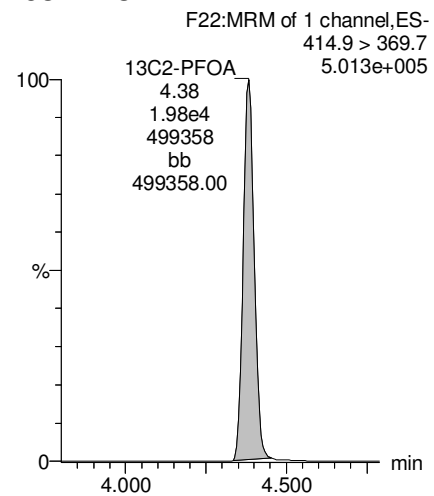
Total PFOS



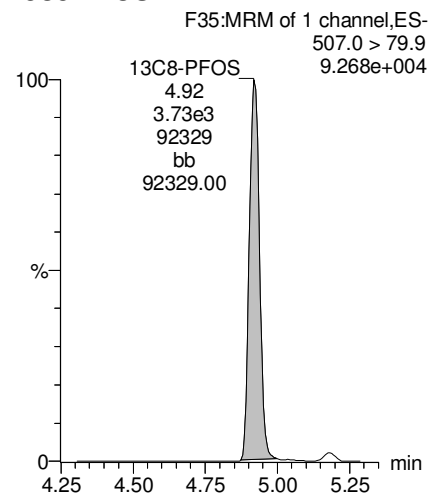
13C2-PFOA



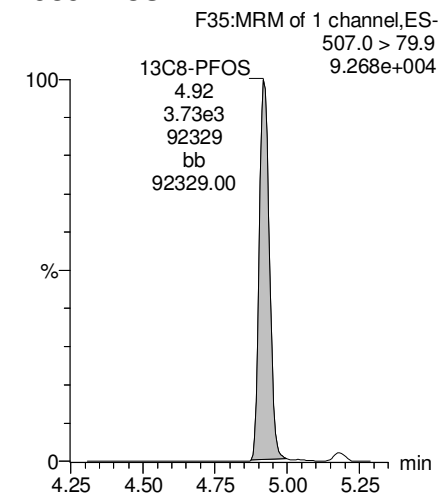
13C2-PFOA



13C8-PFOS



13C8-PFOS



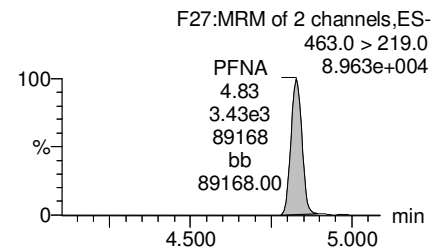
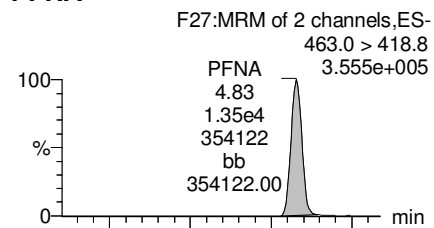
Dataset: Z:\Projects\PFAS.PRO\Results\181016M1\181016M1-80.qld

Last Altered: Wednesday, October 17, 2018 12:02:18 Pacific Daylight Time

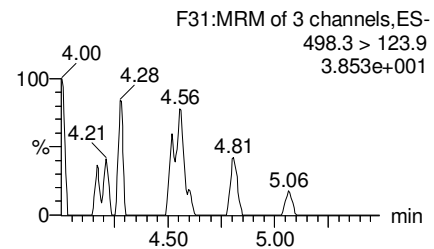
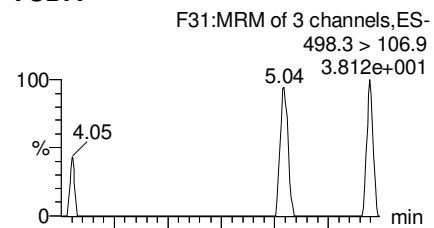
Printed: Wednesday, October 17, 2018 12:02:57 Pacific Daylight Time

Name: 181016M1_80, Date: 17-Oct-2018, Time: 01:08:08, ID: B8J0057-MSD2 Matrix Spike Dup 0.11266, Description: Matrix Spike Dup

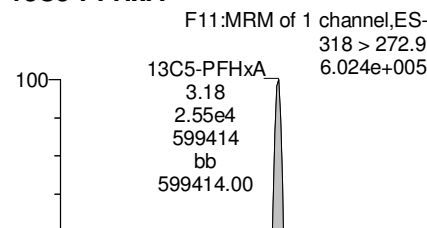
PFNA




TCDA



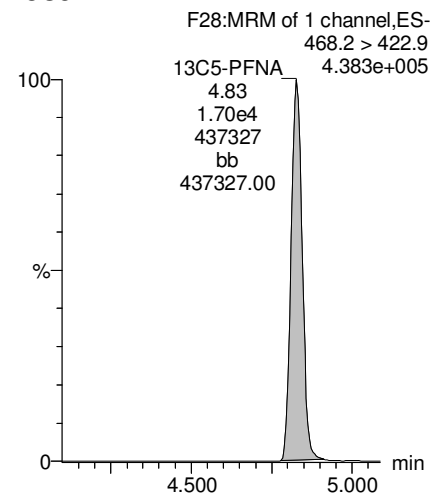
13C5-PFHxA



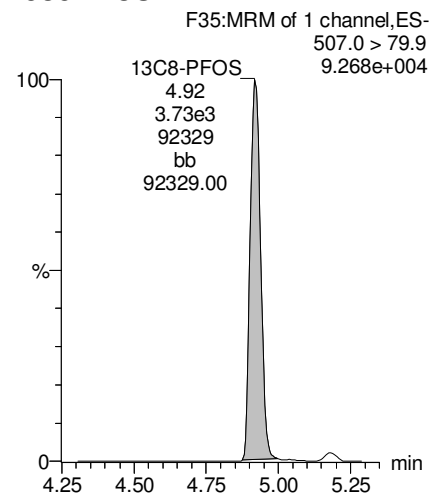
13C8-PFOA



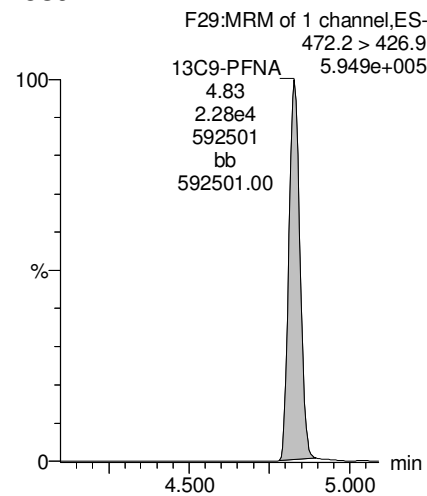
13C5-PFNA



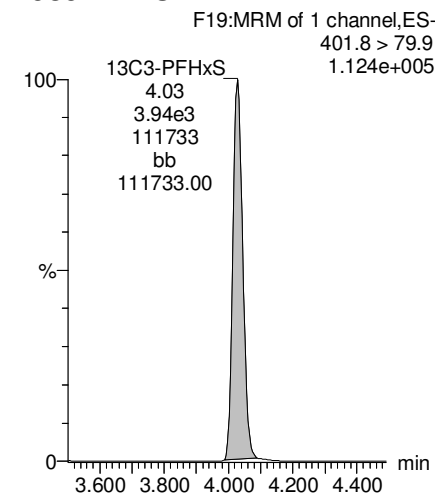
13C8-PFOS



13C9-PFNA



13C3-PFHxS



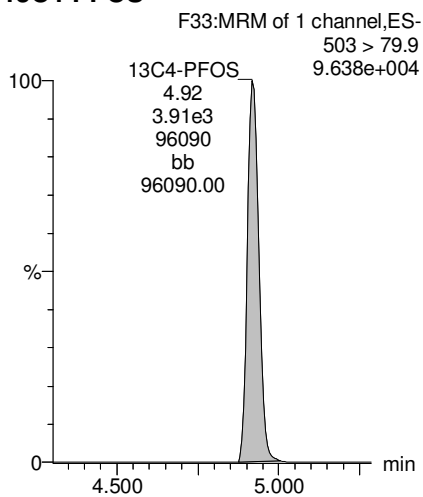
Dataset: Z:\Projects\PFAS.PRO\Results\181016M1\181016M1-80.qld

Last Altered: Wednesday, October 17, 2018 12:02:18 Pacific Daylight Time

Printed: Wednesday, October 17, 2018 12:02:57 Pacific Daylight Time

Name: 181016M1_80, Date: 17-Oct-2018, Time: 01:08:08, ID: B8J0057-MSD2 Matrix Spike Dup 0.11266, Description: Matrix Spike Dup

13C4-PFOS



Dataset: Z:\Projects\PFAS.PRO\Results\181016M1\181016M1-84.qld

Last Altered: Wednesday, October 17, 2018 12:12:10 Pacific Daylight Time

Printed: Wednesday, October 17, 2018 12:12:40 Pacific Daylight Time

Name: 181016M1_84, Date: 17-Oct-2018, Time: 01:50:31, ID: 1803231-04 OC-FB-100218 0.11863, Description: OC-FB-100218

#	Name	Trace	Area	IS Area	wt/vol	RRF	Pred.RT	RT	Response	Conc.	%Rec	Ion Ratio	Ratio Out?
1	3	PFBS	299.0 > 79.7		1.84e3	0.119		2.59					
2	7	PFHpA	363.0 > 318.9		1.17e4	0.119		3.88					
3	8	L-PFHxS	398.9 > 79.6	1.17e1	1.49e3	0.119	0.000	4.04	4.03	0.0982		2.590	YES
4	68	Total PFHxS	398.9 > 79.6	1.17e1	1.49e3	0.119		4.05		0.000			
5	38	13C3-PFBS	302. > 98.8	1.84e3	3.97e3	0.119	0.464	2.63	2.58	5.80	102.0045	96.8	
6	41	13C4-PFHpA	367.2 > 321.8	1.17e4	2.66e4	0.119	0.438	3.75	3.88	5.48	106.7336	101.3	
7	42	18O2-PFHxS	403.0 > 102.6	1.49e3	3.97e3	0.119	0.374	3.90	4.03	4.68	101.3446	96.2	
8	42	18O2-PFHxS	403.0 > 102.6	1.49e3	3.97e3	0.119	0.374	3.90	4.03	4.68	101.3446	96.2	
9	-1												
10	11	L-PFOA	412.8 > 368.9	1.11e2	2.10e4	0.119	0.000	4.30	4.38	0.0657		4.302	NO
11	69	Total PFOA	412.8 > 368.9	1.11e2	2.10e4	0.119		4.00		0.000			
12	16	L-PFOS	498.9 > 79.9		3.77e3	0.119		4.93					
13	70	Total PFOS	498.9 > 79.9	0.00e0	3.77e3	0.119		4.60		0.000			
14	44	13C2-PFOA	414.9 > 369.7	2.10e4	3.71e4	0.119	0.567	4.27	4.38	7.09	101.1177	96.0	
15	44	13C2-PFOA	414.9 > 369.7	2.10e4	3.71e4	0.119	0.567	4.27	4.38	7.09	101.1177	96.0	
16	47	13C8-PFOS	507.0 > 79.9	3.77e3	4.00e3	0.119	0.942	4.79	4.92	11.8	94.1114	89.3	
17	47	13C8-PFOS	507.0 > 79.9	3.77e3	4.00e3	0.119	0.942	4.79	4.92	11.8	94.1114	89.3	
18	-1												
19	14	PFNA	463.0 > 418.8		1.80e4	0.119		4.71					
20	73	TCDA	498.3>106.9			0.119		5.15					
21	61	13C5-PFHxA	318 > 272.9	2.66e4	2.66e4	0.119	1.00	3.12	3.18	12.5	105.3696	100.0	
22	63	13C8-PFOA	420.9 > 376	3.71e4	3.71e4	0.119	1.00	4.27	4.38	12.5	105.3696	100.0	
23	45	13C5-PFNA	468.2 > 422.9	1.80e4	2.54e4	0.119	0.708	4.71	4.83	8.85	79.7006	75.6	
24	47	13C8-PFOS	507.0 > 79.9	3.77e3	4.00e3	0.119	0.942	4.79	4.92	11.8	94.1114	89.3	
25	64	13C9-PFNA	472.2 > 426.9	2.54e4	2.54e4	0.119	1.00	4.71	4.83	12.5	105.3696	100.0	
26	62	13C3-PFHxS	401.8 > 79.9	3.97e3	3.97e3	0.119	1.00	3.90	4.03	12.5	105.3696	100.0	
27	65	13C4-PFOS	503 > 79.9	4.00e3	4.00e3	0.119	1.00	4.79	4.92	12.5	105.3696	100.0	

Dataset: Z:\Projects\PFAS.PRO\Results\181016M1\181016M1-84.qld

Last Altered: Wednesday, October 17, 2018 12:12:10 Pacific Daylight Time

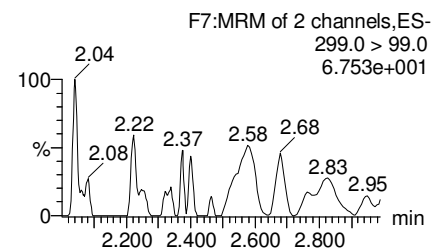
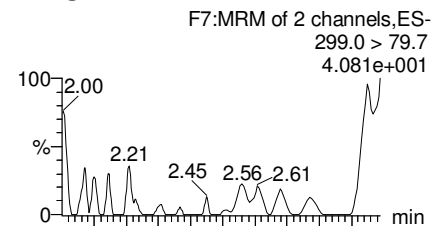
Printed: Wednesday, October 17, 2018 12:12:40 Pacific Daylight Time

Method: Z:\Projects\PFAS.PRO\MethDB\PFAS_FULL_80C_101618.mdb 16 Oct 2018 14:15:22

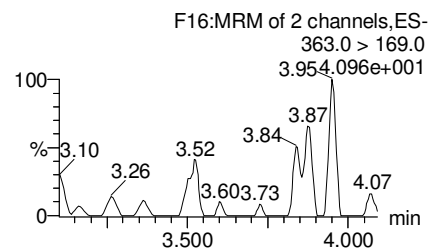
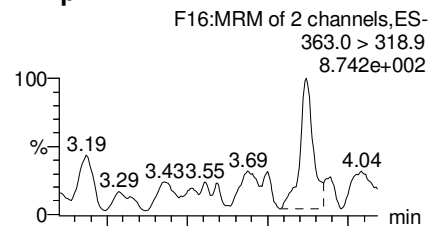
Calibration: Z:\Projects\PFAS.PRO\CurveDB\C18_VAL-PFAS_Q4_10-14-18.cdb 14 Oct 2018 19:12:54

Name: 181016M1_84, Date: 17-Oct-2018, Time: 01:50:31, ID: 1803231-04 OC-FB-100218 0.11863, Description: OC-FB-100218

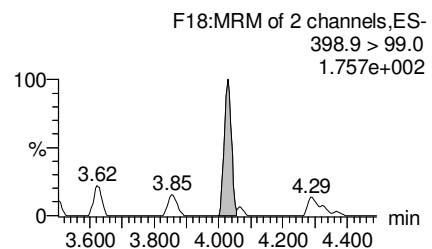
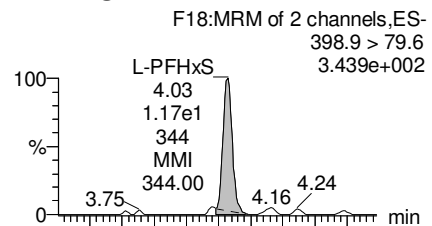
PFBS



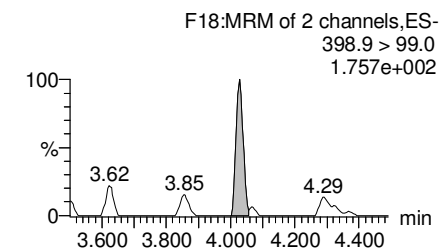
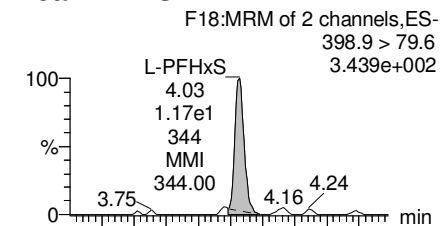
PFHpA



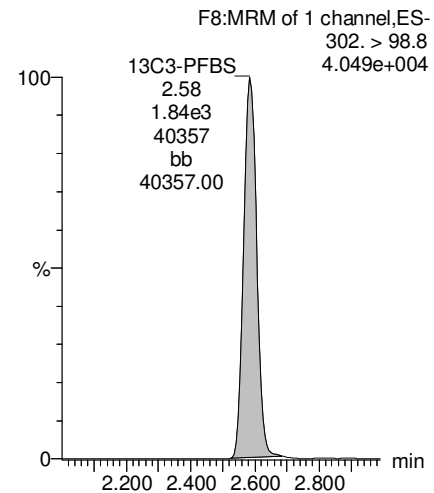
L-PFHxS



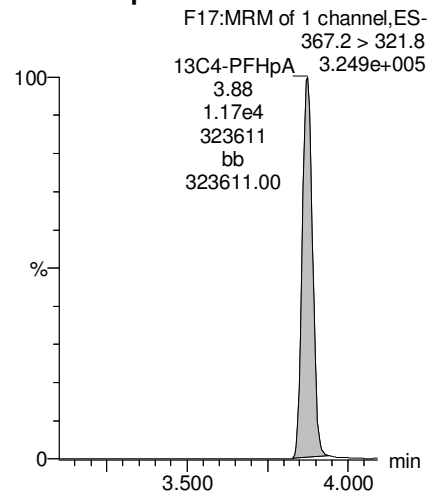
Total PFHxS



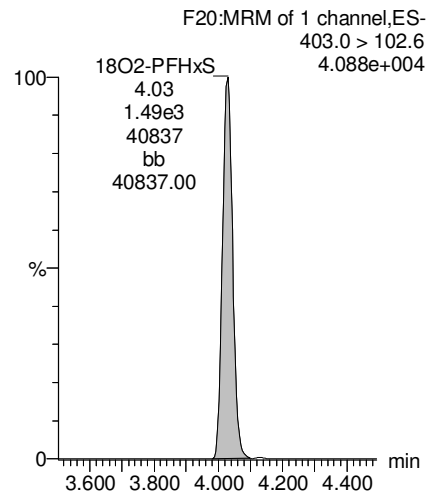
13C3-PFBS



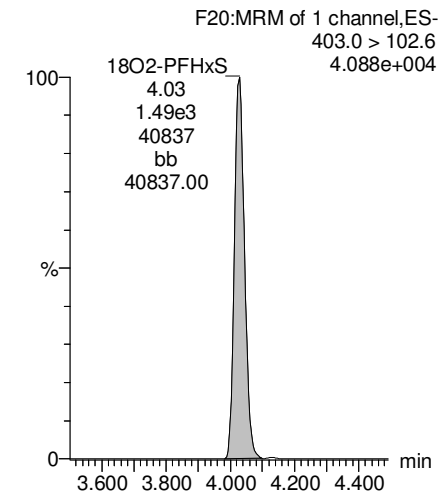
13C4-PFHpA



18O2-PFHxS



18O2-PFHxS



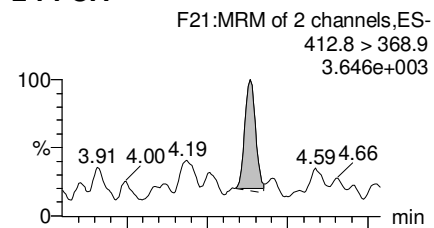
Dataset: Z:\Projects\PFAS.PRO\Results\181016M1\181016M1-84.qld

Last Altered: Wednesday, October 17, 2018 12:12:10 Pacific Daylight Time

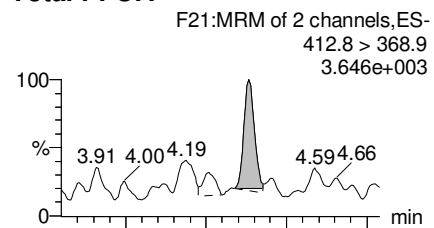
Printed: Wednesday, October 17, 2018 12:12:40 Pacific Daylight Time

Name: 181016M1_84, Date: 17-Oct-2018, Time: 01:50:31, ID: 1803231-04 OC-FB-100218 0.11863, Description: OC-FB-100218

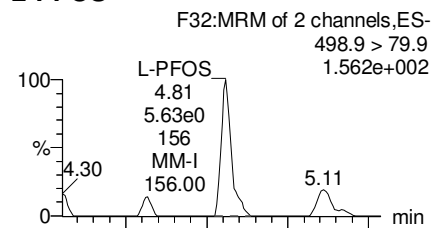
L-PFOA



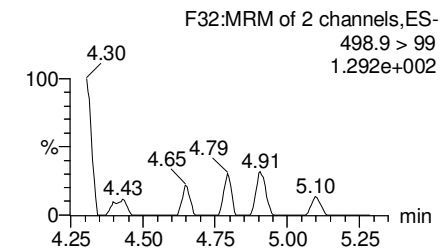
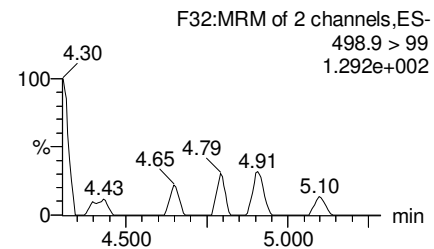
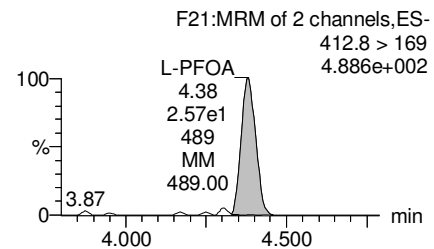
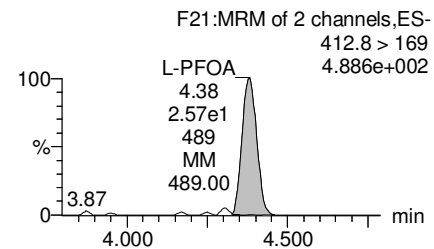
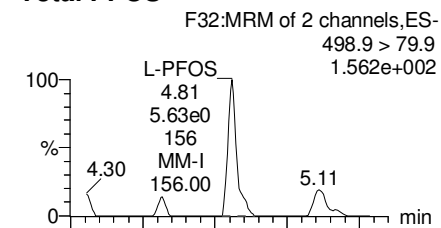
Total PFOA



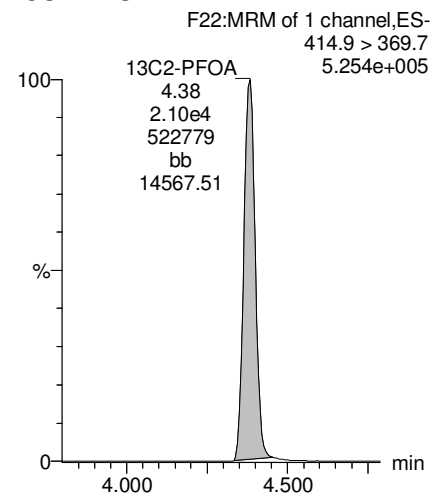
L-PFOS



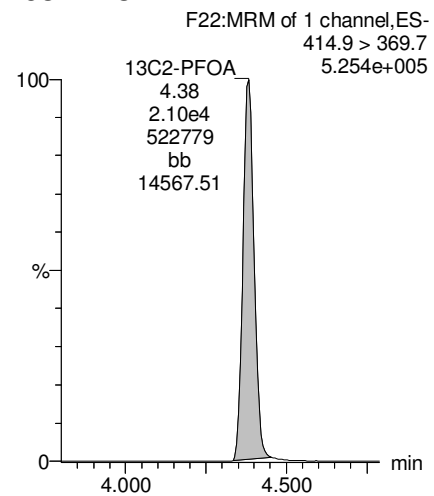
Total PFOS



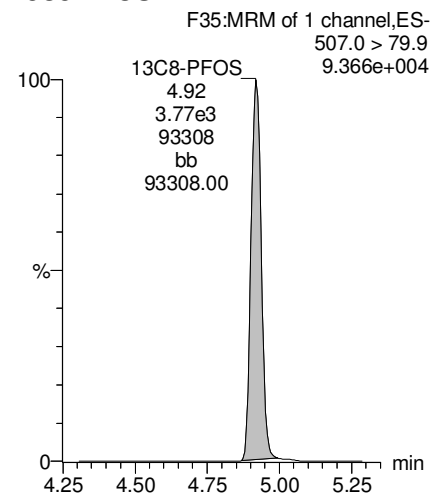
13C2-PFOA



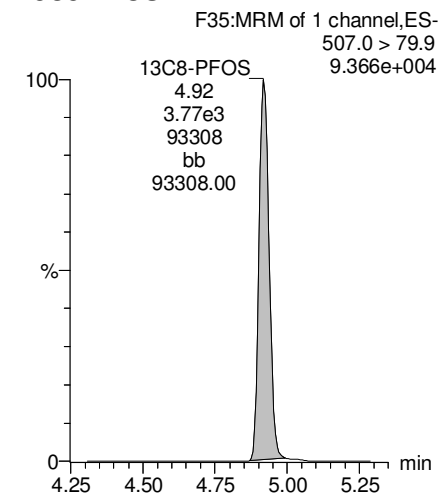
13C2-PFOA



13C8-PFOS



13C8-PFOS



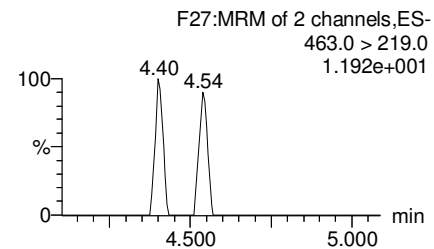
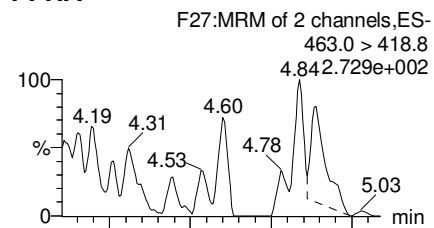
Dataset: Z:\Projects\PFAS.PRO\Results\181016M1\181016M1-84.qld

Last Altered: Wednesday, October 17, 2018 12:12:10 Pacific Daylight Time

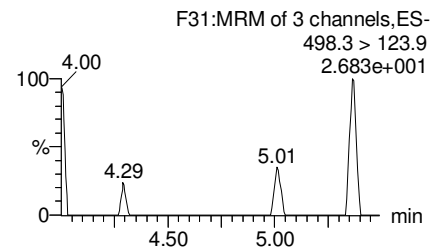
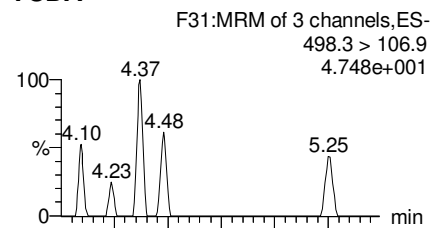
Printed: Wednesday, October 17, 2018 12:12:40 Pacific Daylight Time

Name: 181016M1_84, Date: 17-Oct-2018, Time: 01:50:31, ID: 1803231-04 OC-FB-100218 0.11863, Description: OC-FB-100218

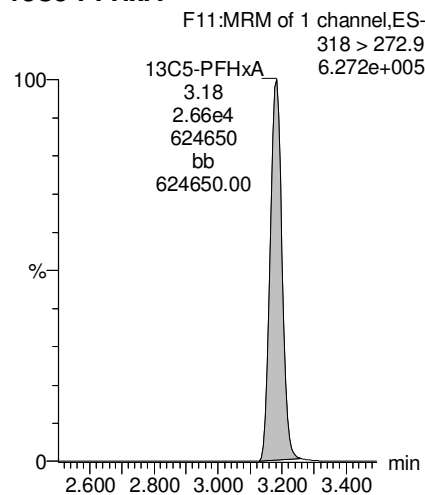
PFNA



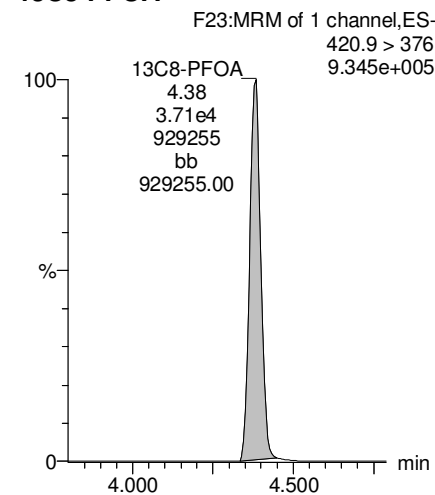
TCDA



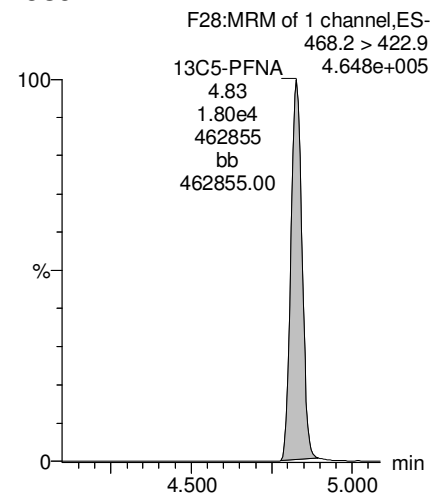
13C5-PFHxA



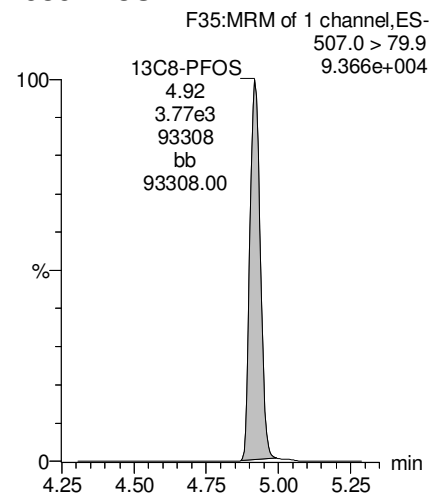
13C8-PFOA



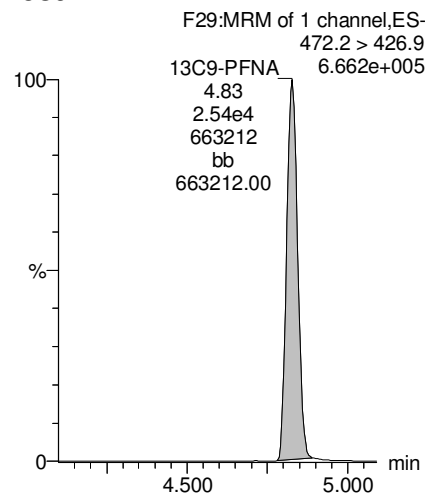
13C5-PFNA



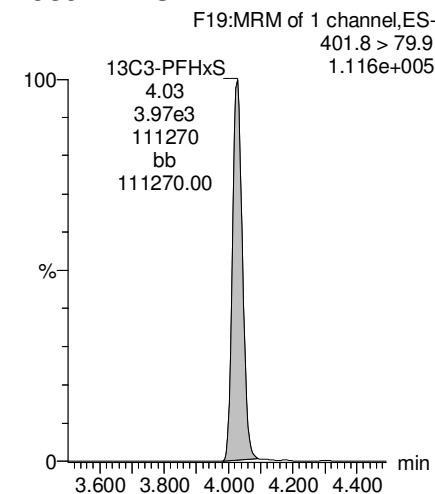
13C8-PFOS



13C9-PFNA



13C3-PFHxS



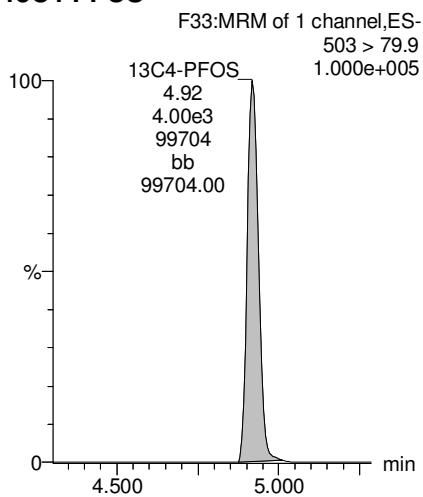
Dataset: Z:\Projects\PFAS.PRO\Results\181016M1\181016M1-84.qld

Last Altered: Wednesday, October 17, 2018 12:12:10 Pacific Daylight Time

Printed: Wednesday, October 17, 2018 12:12:40 Pacific Daylight Time

Name: 181016M1_84, Date: 17-Oct-2018, Time: 01:50:31, ID: 1803231-04 OC-FB-100218 0.11863, Description: OC-FB-100218

13C4-PFOS



Dataset: Z:\Projects\PFAS.PRO\Results\181016M1\181016M1-85.qld

Last Altered: Wednesday, October 17, 2018 13:26:23 Pacific Daylight Time

Printed: Wednesday, October 17, 2018 13:27:53 Pacific Daylight Time

Name: 181016M1_85, Date: 17-Oct-2018, Time: 02:01:10, ID: 1803231-05 MW-BG01-1018 0.11296, Description: MW-BG01-1018

#	Name	Trace	Area	IS Area	wt/vol	RRF	Pred.RT	RT	Response	Conc.	%Rec	Ion Ratio	Ratio Out?
1	3	PFBS	299.0 > 79.7		1.71e3	0.113		2.59					
2	7	PFHpA	363.0 > 318.9		1.02e4	0.113		3.87					
3	8	L-PFHxS	398.9 > 79.6	4.76e1	1.27e3	0.113	0.000	4.04	4.02	0.469	1.7686	1.504	NO
4	68	Total PFHxS	398.9 > 79.6	4.76e1	1.27e3	0.113		4.05		0.469	1.7686		
5	38	13C3-PFBS	302. > 98.8	1.71e3	3.77e3	0.113	0.453	2.63	2.58	5.66	104.4924	94.4	
6	41	13C4-PFHpA	367.2 > 321.8	1.02e4	2.24e4	0.113	0.453	3.75	3.87	5.66	115.8294	104.7	
7	42	18O2-PFHxS	403.0 > 102.6	1.27e3	3.77e3	0.113	0.336	3.90	4.02	4.20	95.5695	86.4	
8	42	18O2-PFHxS	403.0 > 102.6	1.27e3	3.77e3	0.113	0.336	3.90	4.02	4.20	95.5695	86.4	
9	-1												
10	11	L-PFOA	412.8 > 368.9	1.50e3	1.75e4	0.113	0.000	4.30	4.38	1.07	4.1554	3.957	NO
11	69	Total PFOA	412.8 > 368.9	1.50e3	1.75e4	0.113		4.00		1.07	4.1554		
12	16	L-PFOS	498.9 > 79.9	4.07e1	3.47e3	0.113	0.000	4.93	4.92	0.146	1.0251	2.731	YES
13	70	Total PFOS	498.9 > 79.9	4.07e1	3.47e3	0.113		4.60		0.146	1.0251		
14	44	13C2-PFOA	414.9 > 369.7	1.75e4	3.13e4	0.113	0.561	4.27	4.38	7.01	105.0188	94.9	
15	44	13C2-PFOA	414.9 > 369.7	1.75e4	3.13e4	0.113	0.561	4.27	4.38	7.01	105.0188	94.9	
16	47	13C8-PFOS	507.0 > 79.9	3.47e3	3.90e3	0.113	0.890	4.79	4.92	11.1	93.4012	84.4	
17	47	13C8-PFOS	507.0 > 79.9	3.47e3	3.90e3	0.113	0.890	4.79	4.92	11.1	93.4012	84.4	
18	-1												
19	14	PFNA	463.0 > 418.8	8.70e1	1.59e4	0.113	0.000	4.71	4.83	0.0682		21.638	YES
20	73	TCDA	498.3>106.9			0.113		5.15					
21	61	13C5-PFHxA	318 > 272.9	2.24e4	2.24e4	0.113	1.00	3.12	3.17	12.5	110.6586	100.0	
22	63	13C8-PFOA	420.9 > 376	3.13e4	3.13e4	0.113	1.00	4.27	4.38	12.5	110.6586	100.0	
23	45	13C5-PFNA	468.2 > 422.9	1.59e4	2.05e4	0.113	0.777	4.71	4.83	9.71	91.8887	83.0	
24	47	13C8-PFOS	507.0 > 79.9	3.47e3	3.90e3	0.113	0.890	4.79	4.92	11.1	93.4012	84.4	
25	64	13C9-PFNA	472.2 > 426.9	2.05e4	2.05e4	0.113	1.00	4.71	4.83	12.5	110.6586	100.0	
26	62	13C3-PFHxS	401.8 > 79.9	3.77e3	3.77e3	0.113	1.00	3.90	4.02	12.5	110.6586	100.0	
27	65	13C4-PFOS	503 > 79.9	3.90e3	3.90e3	0.113	1.00	4.79	4.92	12.5	110.6586	100.0	

Dataset: Z:\Projects\PFAS.PRO\Results\181016M1\181016M1-85.qld

Last Altered: Wednesday, October 17, 2018 13:26:23 Pacific Daylight Time

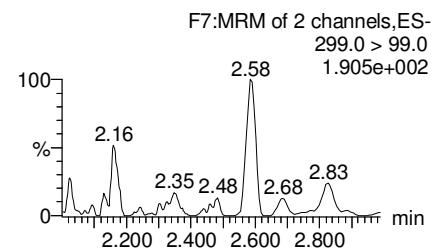
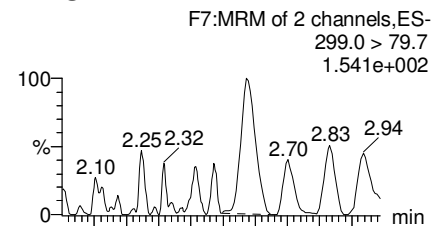
Printed: Wednesday, October 17, 2018 13:27:53 Pacific Daylight Time

Method: Z:\Projects\PFAS.PRO\MethDB\PFAS_FULL_80C_101618.mdb 16 Oct 2018 14:15:22

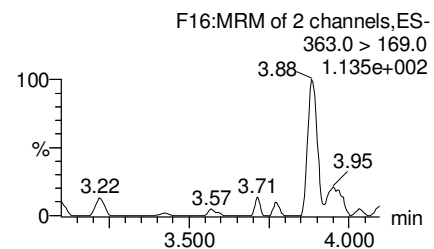
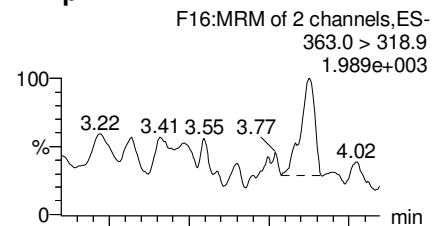
Calibration: Z:\Projects\PFAS.PRO\CurveDB\C18_VAL-PFAS_Q4_10-14-18.cdb 14 Oct 2018 19:12:54

Name: 181016M1_85, Date: 17-Oct-2018, Time: 02:01:10, ID: 1803231-05 MW-BG01-1018 0.11296, Description: MW-BG01-1018

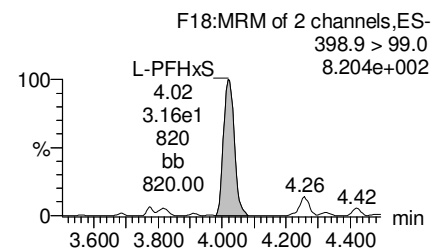
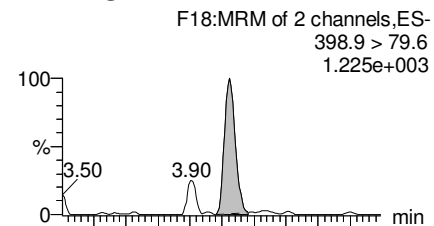
PFBS



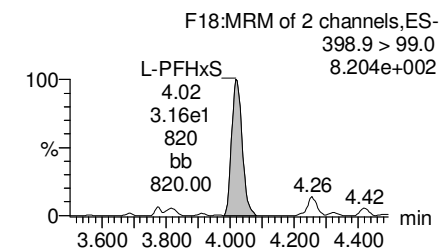
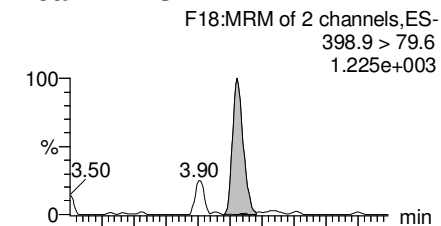
PFHpA



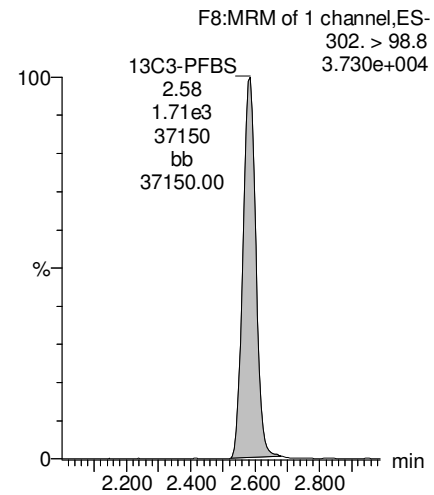
L-PFHxS



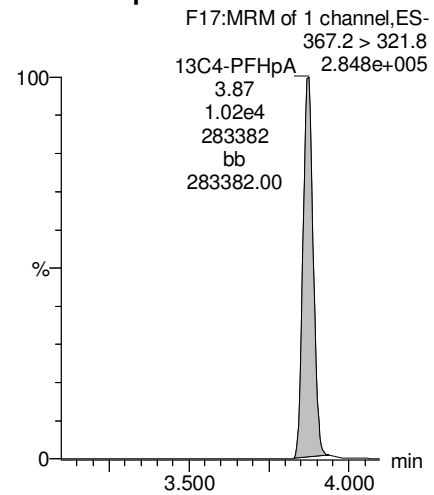
Total PFHxS



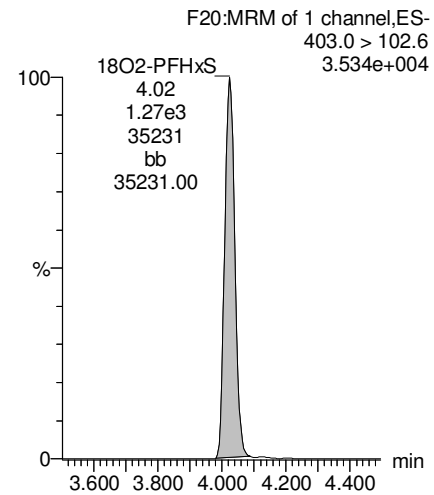
13C3-PFBS



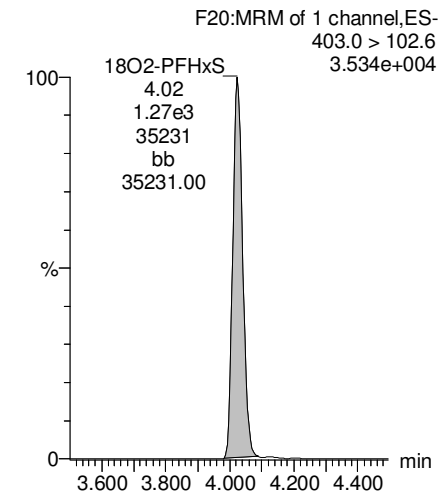
13C4-PFHpA



18O2-PFHxS



18O2-PFHxS



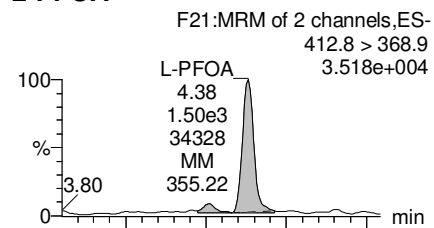
Dataset: Z:\Projects\PFAS.PRO\Results\181016M1\181016M1-85.qld

Last Altered: Wednesday, October 17, 2018 13:26:23 Pacific Daylight Time

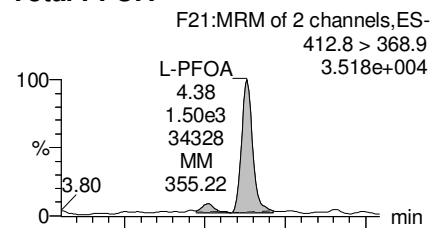
Printed: Wednesday, October 17, 2018 13:27:53 Pacific Daylight Time

Name: 181016M1_85, Date: 17-Oct-2018, Time: 02:01:10, ID: 1803231-05 MW-BG01-1018 0.11296, Description: MW-BG01-1018

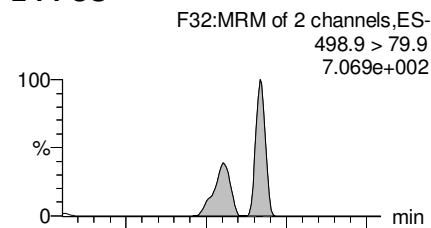
L-PFOA



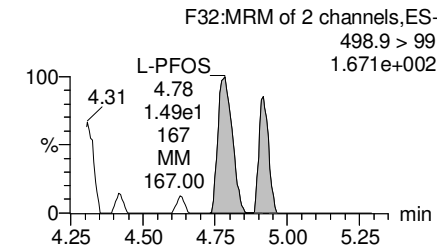
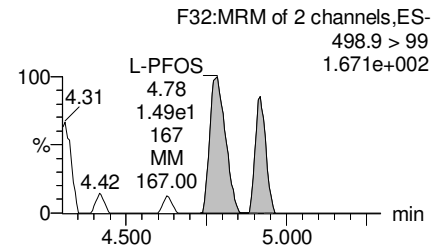
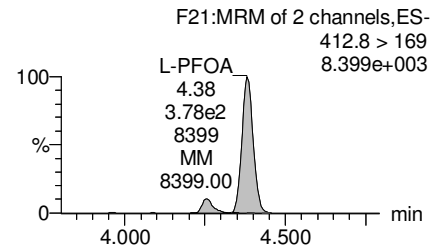
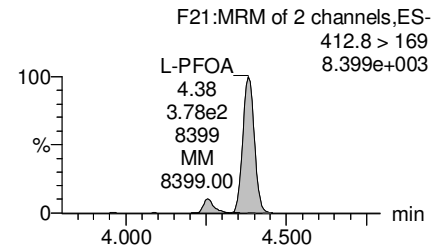
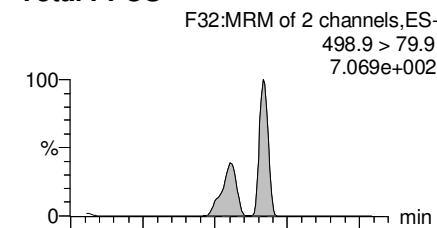
Total PFOA



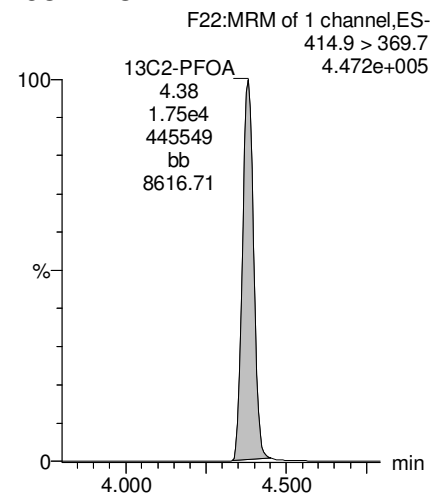
L-PFOS



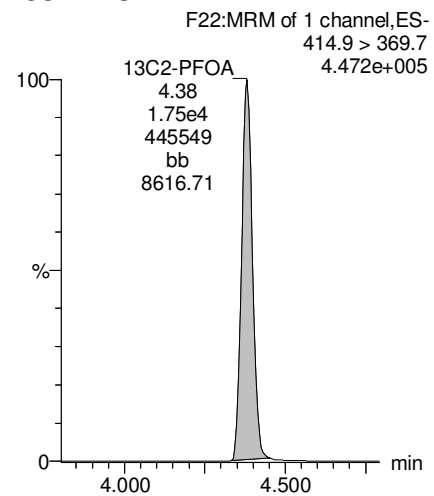
Total PFOS



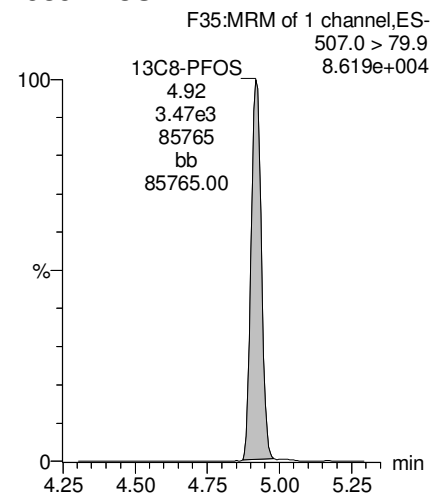
13C2-PFOA



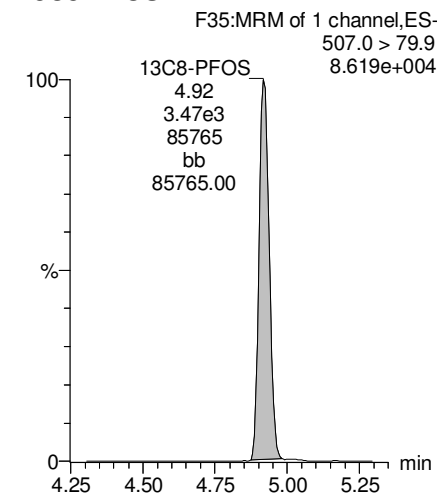
13C2-PFOA



13C8-PFOS



13C8-PFOS



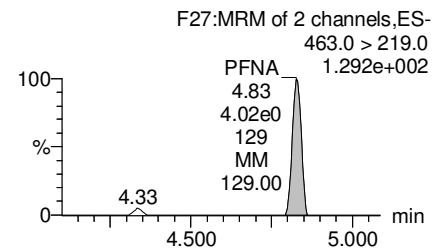
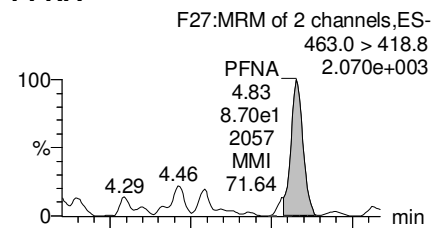
Dataset: Z:\Projects\PFAS.PRO\Results\181016M1\181016M1-85.qld

Last Altered: Wednesday, October 17, 2018 13:26:23 Pacific Daylight Time

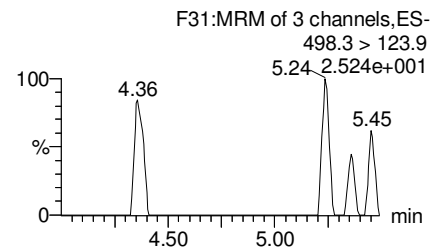
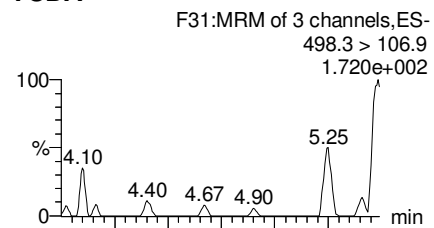
Printed: Wednesday, October 17, 2018 13:27:53 Pacific Daylight Time

Name: 181016M1_85, Date: 17-Oct-2018, Time: 02:01:10, ID: 1803231-05 MW-BG01-1018 0.11296, Description: MW-BG01-1018

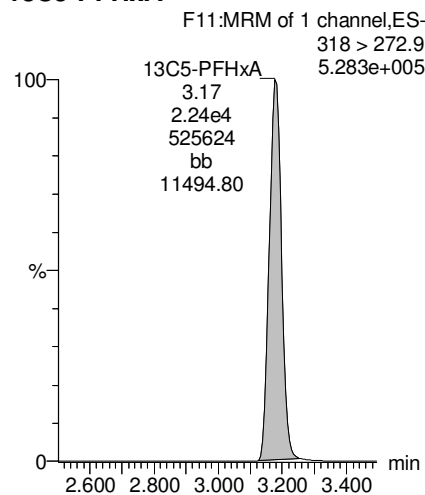
PFNA



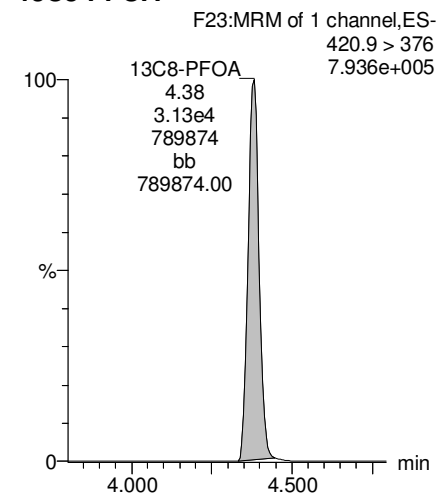
TCDA



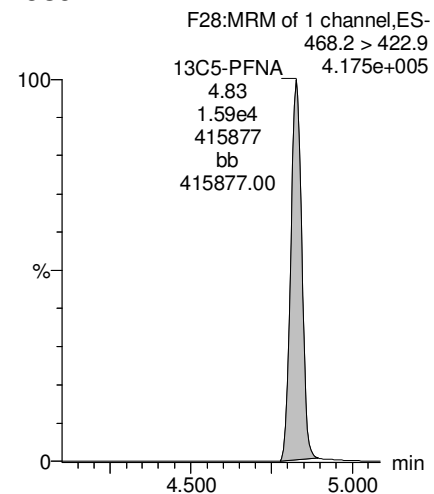
13C5-PFHxA



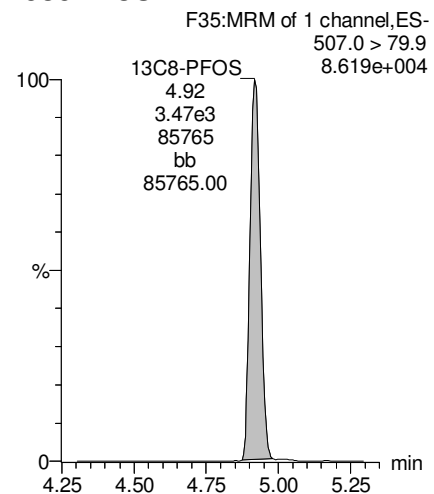
13C8-PFOA



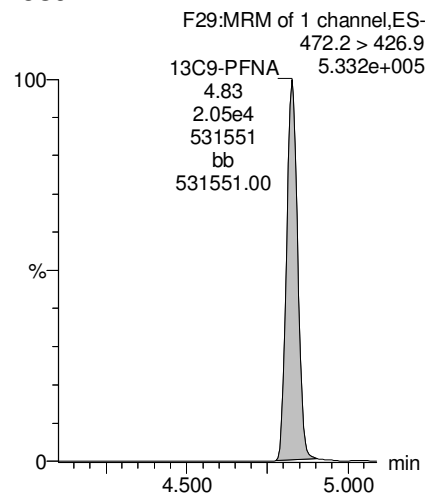
13C5-PFNA



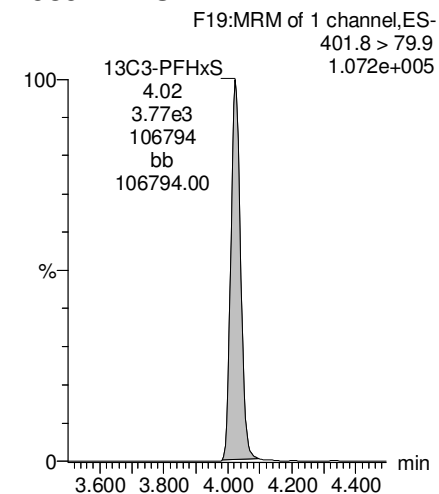
13C8-PFOS



13C9-PFNA



13C3-PFHxS



Dataset: Z:\Projects\PFAS.PRO\Results\181016M1\181016M1-85.qld

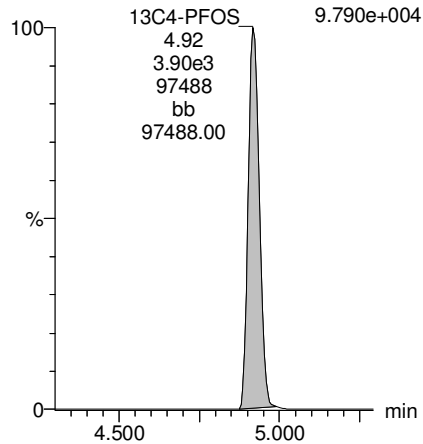
Last Altered: Wednesday, October 17, 2018 13:26:23 Pacific Daylight Time

Printed: Wednesday, October 17, 2018 13:27:53 Pacific Daylight Time

Name: 181016M1_85, Date: 17-Oct-2018, Time: 02:01:10, ID: 1803231-05 MW-BG01-1018 0.11296, Description: MW-BG01-1018

13C4-PFOS

F33:MRM of 1 channel,ES-
503 > 79.9
9.790e+004



Dataset: Z:\Projects\PFAS.PRO\Results\181016M1\181016M1-86.qld

Last Altered: Wednesday, October 17, 2018 12:23:48 Pacific Daylight Time

Printed: Wednesday, October 17, 2018 12:24:21 Pacific Daylight Time

Name: 181016M1_86, Date: 17-Oct-2018, Time: 02:11:48, ID: 1803231-06 MW-BG01P-1018 0.11178, Description: MW-BG01P-1018

#	Name	Trace	Area	IS Area	wt/vol	RRF	Pred.RT	RT	Response	Conc.	%Rec	Ion Ratio	Ratio Out?
1	3	PFBS	299.0 > 79.7	9.69e0	1.85e3	0.112	0.000	2.59	2.58	0.0656		1.831	YES
2	7	PFHpA	363.0 > 318.9		9.87e3	0.112		3.87					
3	8	L-PFHxS	398.9 > 79.6	4.90e1	1.41e3	0.112	0.000	4.03	4.02	0.433	1.6082	1.914	NO
4	68	Total PFHxS	398.9 > 79.6	4.90e1	1.41e3	0.112		4.05		0.433	1.6082		
5	38	13C3-PFBS	302. > 98.8	1.85e3	3.91e3	0.112	0.473	2.63	2.59	5.91	110.2064	98.6	
6	41	13C4-PFHpA	367.2 > 321.8	9.87e3	2.13e4	0.112	0.463	3.75	3.87	5.79	119.7539	107.1	
7	42	18O2-PFHxS	403.0 > 102.6	1.41e3	3.91e3	0.112	0.362	3.90	4.02	4.52	103.8955	92.9	
8	42	18O2-PFHxS	403.0 > 102.6	1.41e3	3.91e3	0.112	0.362	3.90	4.02	4.52	103.8955	92.9	
9	-1												
10	11	L-PFOA	412.8 > 368.9	6.97e2	1.66e4	0.112	0.000	4.30	4.37	0.526	1.4461	4.568	NO
11	69	Total PFOA	412.8 > 368.9	6.97e2	1.66e4	0.112		4.00		0.526	1.4461		
12	16	L-PFOS	498.9 > 79.9		3.61e3	0.112		4.93					
13	70	Total PFOS	498.9 > 79.9	0.00e0	3.61e3	0.112		4.60		0.000			
14	44	13C2-PFOA	414.9 > 369.7	1.66e4	2.76e4	0.112	0.600	4.27	4.38	7.50	113.4306	101.4	
15	44	13C2-PFOA	414.9 > 369.7	1.66e4	2.76e4	0.112	0.600	4.27	4.38	7.50	113.4306	101.4	
16	47	13C8-PFOS	507.0 > 79.9	3.61e3	3.79e3	0.112	0.953	4.79	4.91	11.9	101.0545	90.4	
17	47	13C8-PFOS	507.0 > 79.9	3.61e3	3.79e3	0.112	0.953	4.79	4.91	11.9	101.0545	90.4	
18	-1												
19	14	PFNA	463.0 > 418.8	3.45e1	1.33e4	0.112	0.000	4.71	4.83	0.0324		2.790	NO
20	73	TCDA	498.3>106.9			0.112		5.15					
21	61	13C5-PFHxA	318 > 272.9	2.13e4	2.13e4	0.112	1.00	3.12	3.18	12.5	111.8268	100.0	
22	63	13C8-PFOA	420.9 > 376	2.76e4	2.76e4	0.112	1.00	4.27	4.37	12.5	111.8268	100.0	
23	45	13C5-PFNA	468.2 > 422.9	1.33e4	1.85e4	0.112	0.720	4.71	4.82	9.00	86.0030	76.9	
24	47	13C8-PFOS	507.0 > 79.9	3.61e3	3.79e3	0.112	0.953	4.79	4.91	11.9	101.0545	90.4	
25	64	13C9-PFNA	472.2 > 426.9	1.85e4	1.85e4	0.112	1.00	4.71	4.82	12.5	111.8268	100.0	
26	62	13C3-PFHxS	401.8 > 79.9	3.91e3	3.91e3	0.112	1.00	3.90	4.02	12.5	111.8268	100.0	
27	65	13C4-PFOS	503 > 79.9	3.79e3	3.79e3	0.112	1.00	4.79	4.91	12.5	111.8268	100.0	

Dataset: Z:\Projects\PFAS.PRO\Results\181016M1\181016M1-86.qld

Last Altered: Wednesday, October 17, 2018 12:23:48 Pacific Daylight Time

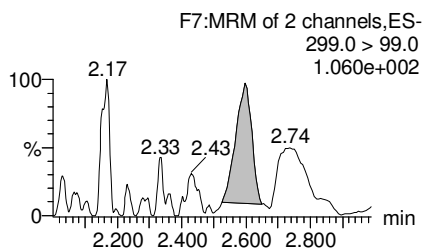
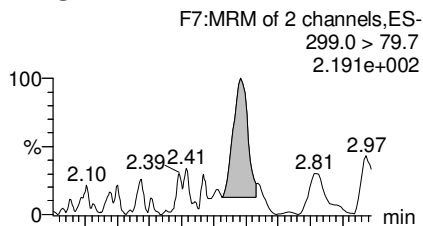
Printed: Wednesday, October 17, 2018 12:24:21 Pacific Daylight Time

Method: Z:\Projects\PFAS.PRO\MethDB\PFAS_FULL_80C_101618.mdb 16 Oct 2018 14:15:22

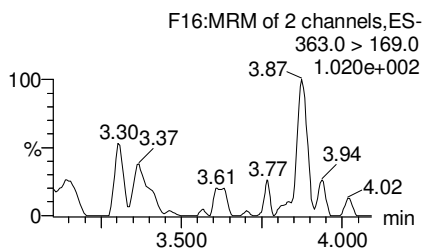
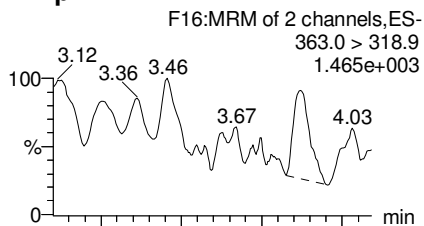
Calibration: Z:\Projects\PFAS.PRO\CurveDB\C18_VAL-PFAS_Q4_10-14-18.cdb 14 Oct 2018 19:12:54

Name: 181016M1_86, Date: 17-Oct-2018, Time: 02:11:48, ID: 1803231-06 MW-BG01P-1018 0.11178, Description: MW-BG01P-1018

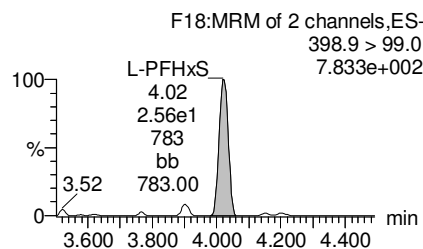
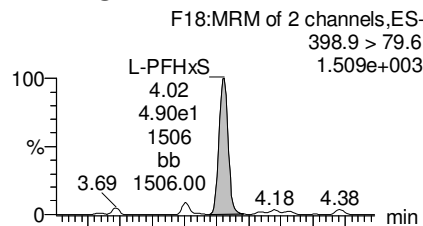
PFBS



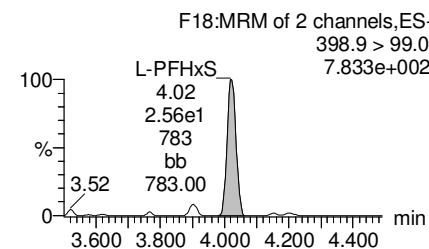
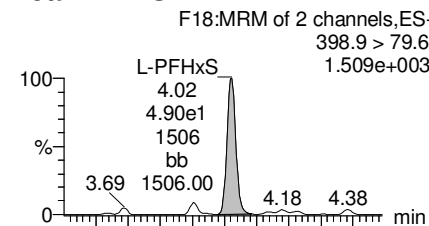
PFHpA



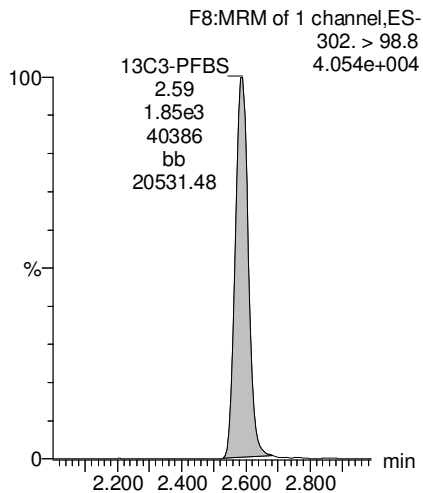
L-PFHxS



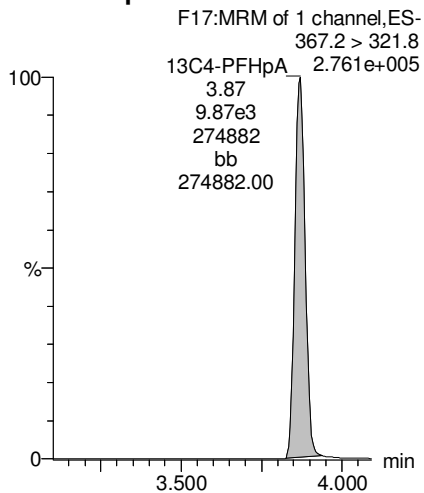
Total PFHxS



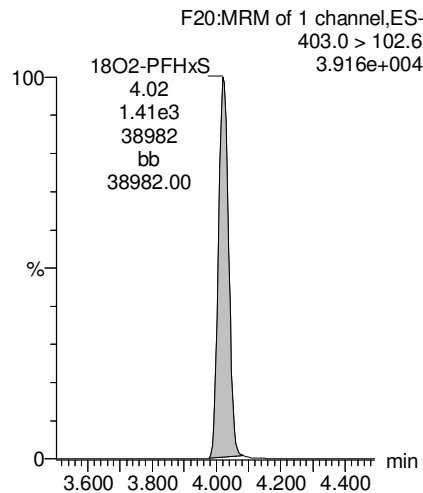
13C3-PFBS



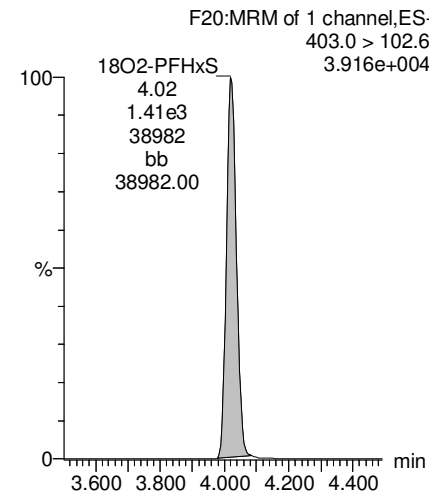
13C4-PFHpA



18O2-PFHxS



18O2-PFHxS



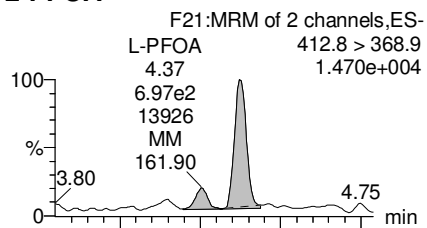
Dataset: Z:\Projects\PFAS.PRO\Results\181016M1\181016M1-86.qld

Last Altered: Wednesday, October 17, 2018 12:23:48 Pacific Daylight Time

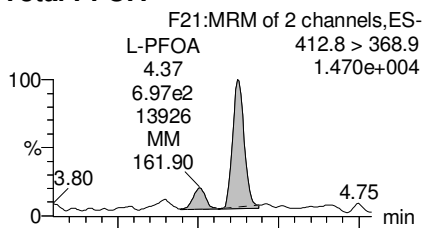
Printed: Wednesday, October 17, 2018 12:24:21 Pacific Daylight Time

Name: 181016M1_86, Date: 17-Oct-2018, Time: 02:11:48, ID: 1803231-06 MW-BG01P-1018 0.11178, Description: MW-BG01P-1018

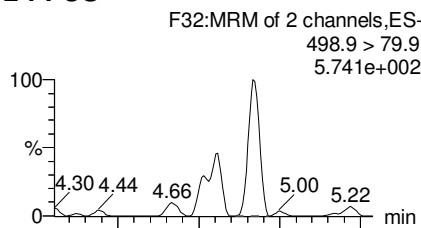
L-PFOA



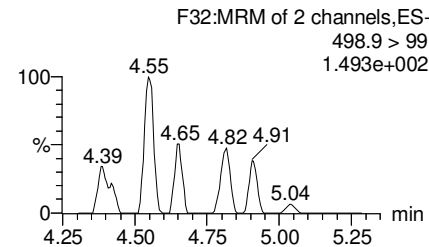
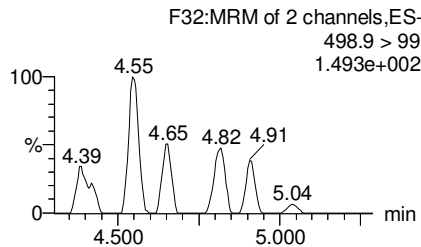
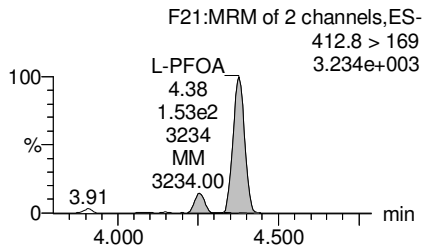
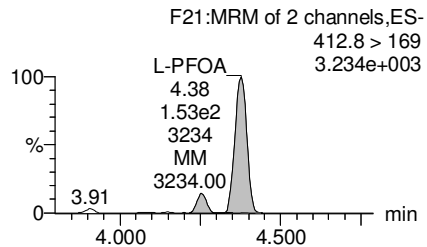
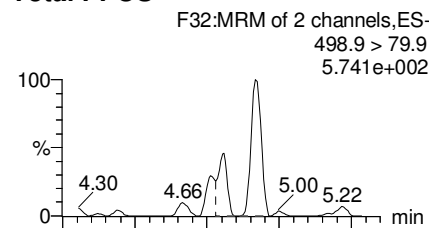
Total PFOA



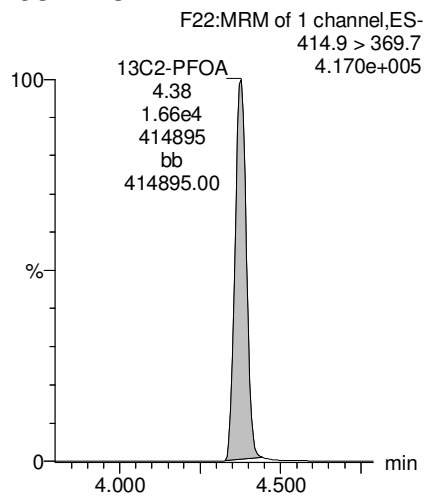
L-PFOS



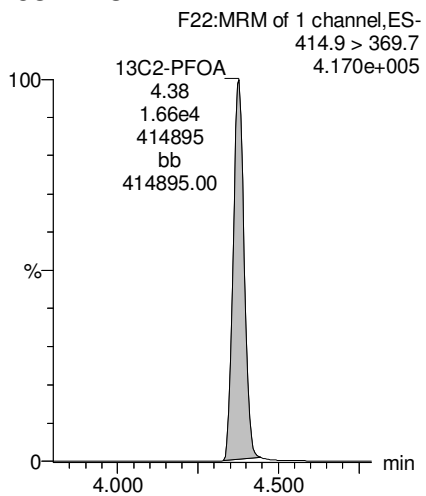
Total PFOS



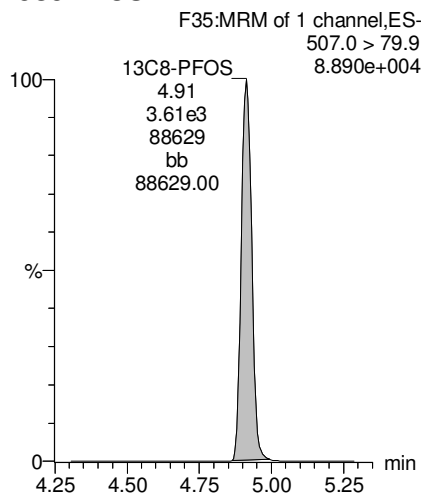
13C2-PFOA



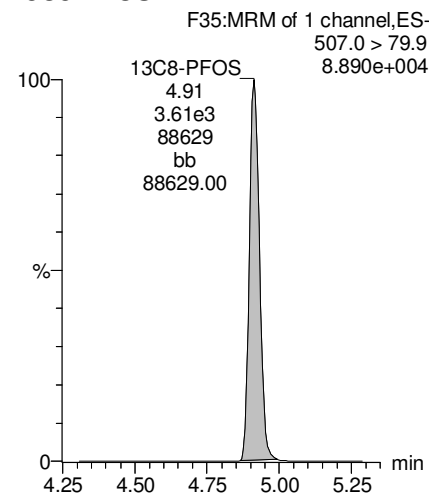
13C2-PFOA



13C8-PFOS



13C8-PFOS



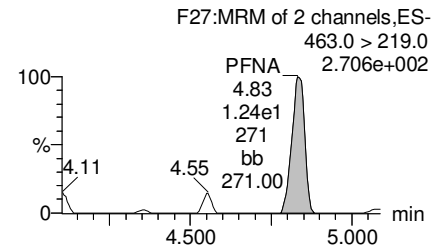
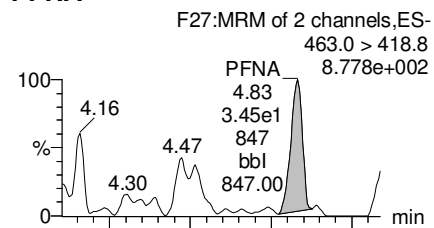
Dataset: Z:\Projects\PFAS.PRO\Results\181016M1\181016M1-86.qld

Last Altered: Wednesday, October 17, 2018 12:23:48 Pacific Daylight Time

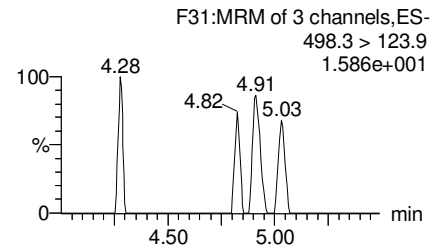
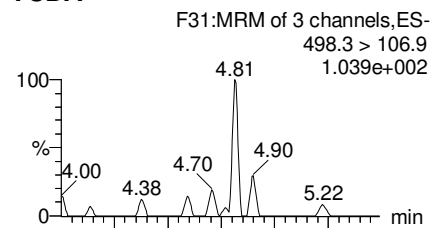
Printed: Wednesday, October 17, 2018 12:24:21 Pacific Daylight Time

Name: 181016M1_86, Date: 17-Oct-2018, Time: 02:11:48, ID: 1803231-06 MW-BG01P-1018 0.11178, Description: MW-BG01P-1018

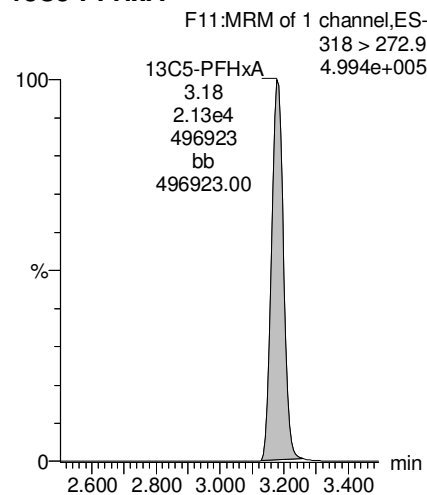
PFNA



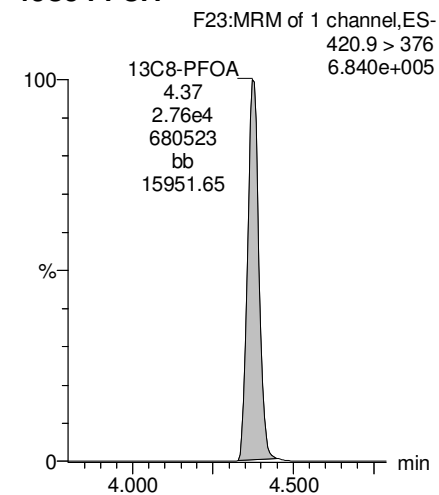
TCDA



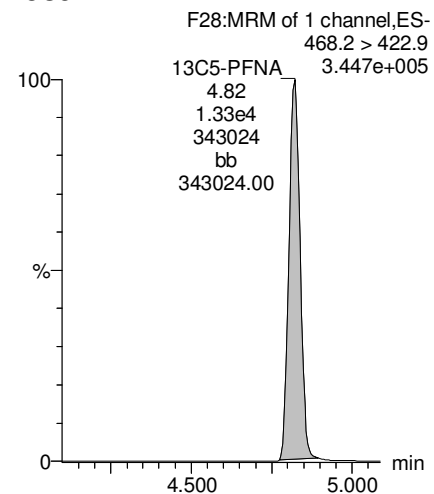
13C5-PFHxA



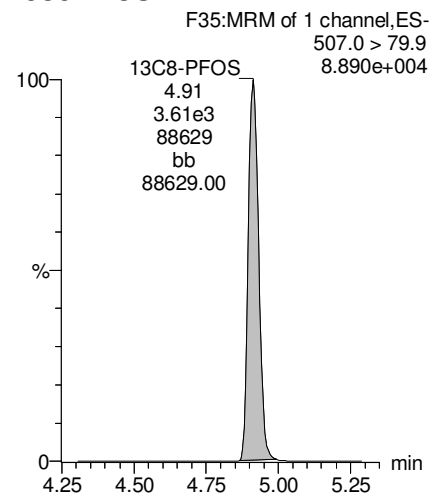
13C8-PFOA



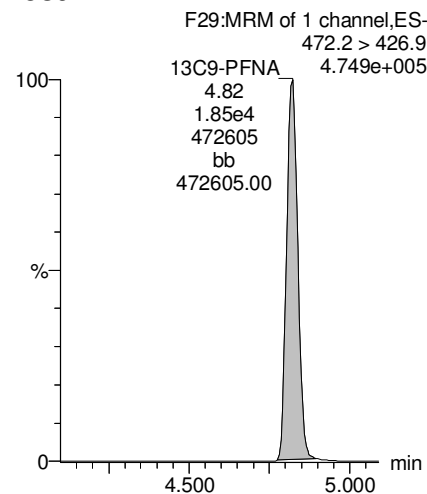
13C5-PFNA



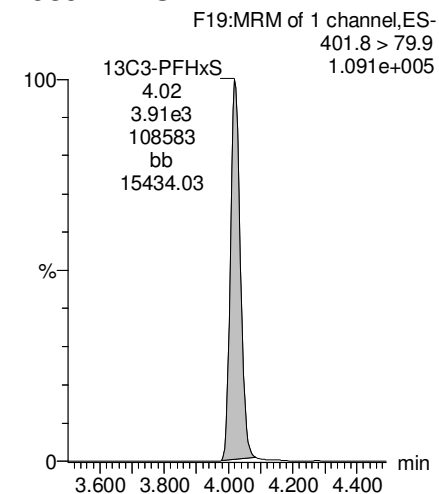
13C8-PFOS



13C9-PFNA



13C3-PFHxS



Dataset: Z:\Projects\PFAS.PRO\Results\181016M1\181016M1-86.qld

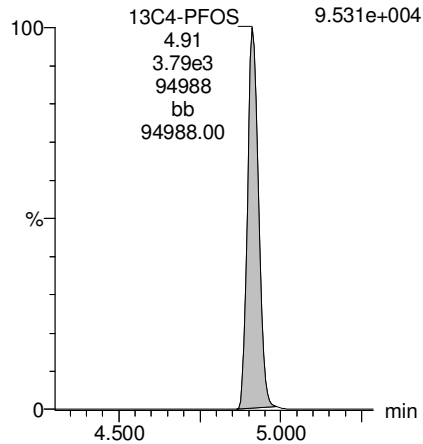
Last Altered: Wednesday, October 17, 2018 12:23:48 Pacific Daylight Time

Printed: Wednesday, October 17, 2018 12:24:21 Pacific Daylight Time

Name: 181016M1_86, Date: 17-Oct-2018, Time: 02:11:48, ID: 1803231-06 MW-BG01P-1018 0.11178, Description: MW-BG01P-1018

13C4-PFOS

F33:MRM of 1 channel,ES-
503 > 79.9
9.531e+004



Dataset: Z:\Projects\PFAS.PRO\Results\181016M1\181016M1-87.qld

Last Altered: Wednesday, October 17, 2018 12:25:57 Pacific Daylight Time

Printed: Wednesday, October 17, 2018 12:26:21 Pacific Daylight Time

Name: 181016M1_87, Date: 17-Oct-2018, Time: 02:22:21, ID: 1803231-07 OC-EB01-100218 0.11333, Description: OC-EB01-100218

#	Name	Trace	Area	IS Area	wt/vol	RRF	Pred.RT	RT	Response	Conc.	%Rec	Ion Ratio	Ratio Out?
1	3	PFBS	299.0 > 79.7		1.51e3	0.113		2.59					
2	7	PFHpA	363.0 > 318.9		9.27e3	0.113		3.87					
3	8	L-PFHxS	398.9 > 79.6		1.31e3	0.113		4.03					
4	68	Total PFHxS	398.9 > 79.6	0.00e0	1.31e3	0.113		4.05	0.000				
5	38	13C3-PFBS	302. > 98.8	1.51e3	3.28e3	0.113	0.460	2.63	2.58	5.75	105.7485	95.9	
6	41	13C4-PFHpA	367.2 > 321.8	9.27e3	2.13e4	0.113	0.436	3.75	3.87	5.45	111.2184	100.8	
7	42	18O2-PFHxS	403.0 > 102.6	1.31e3	3.28e3	0.113	0.400	3.90	4.02	5.00	113.2461	102.7	
8	42	18O2-PFHxS	403.0 > 102.6	1.31e3	3.28e3	0.113	0.400	3.90	4.02	5.00	113.2461	102.7	
9	-1												
10	11	L-PFOA	412.8 > 368.9		1.52e4	0.113		4.30					
11	69	Total PFOA	412.8 > 368.9	0.00e0	1.52e4	0.113		4.00		0.000			
12	16	L-PFOS	498.9 > 79.9	1.14e0	3.12e3	0.113	0.000	4.93	4.79	0.00455		0.809	YES
13	70	Total PFOS	498.9 > 79.9	1.14e0	3.12e3	0.113		4.60		0.000			
14	44	13C2-PFOA	414.9 > 369.7	1.52e4	2.62e4	0.113	0.581	4.27	4.37	7.26	108.3558	98.2	
15	44	13C2-PFOA	414.9 > 369.7	1.52e4	2.62e4	0.113	0.581	4.27	4.37	7.26	108.3558	98.2	
16	47	13C8-PFOS	507.0 > 79.9	3.12e3	3.28e3	0.113	0.951	4.79	4.91	11.9	99.4886	90.2	
17	47	13C8-PFOS	507.0 > 79.9	3.12e3	3.28e3	0.113	0.951	4.79	4.91	11.9	99.4886	90.2	
18	-1												
19	14	PFNA	463.0 > 418.8	2.42e1	1.32e4	0.113	0.000	4.71	4.82	0.0228		15.741	YES
20	73	TCDA	498.3>106.9			0.113		5.15					
21	61	13C5-PFHxA	318 > 272.9	2.13e4	2.13e4	0.113	1.00	3.12	3.18	12.5	110.2974	100.0	
22	63	13C8-PFOA	420.9 > 376	2.62e4	2.62e4	0.113	1.00	4.27	4.37	12.5	110.2974	100.0	
23	45	13C5-PFNA	468.2 > 422.9	1.32e4	1.77e4	0.113	0.748	4.71	4.82	9.35	88.1141	79.9	
24	47	13C8-PFOS	507.0 > 79.9	3.12e3	3.28e3	0.113	0.951	4.79	4.91	11.9	99.4886	90.2	
25	64	13C9-PFNA	472.2 > 426.9	1.77e4	1.77e4	0.113	1.00	4.71	4.82	12.5	110.2974	100.0	
26	62	13C3-PFHxS	401.8 > 79.9	3.28e3	3.28e3	0.113	1.00	3.90	4.01	12.5	110.2974	100.0	
27	65	13C4-PFOS	503 > 79.9	3.28e3	3.28e3	0.113	1.00	4.79	4.91	12.5	110.2974	100.0	

Dataset: Z:\Projects\PFAS.PRO\Results\181016M1\181016M1-87.qld

Last Altered: Wednesday, October 17, 2018 12:25:57 Pacific Daylight Time

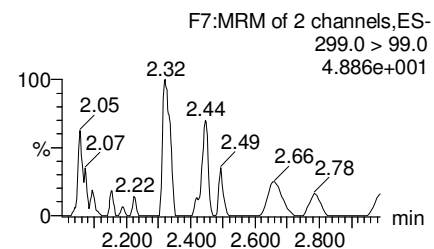
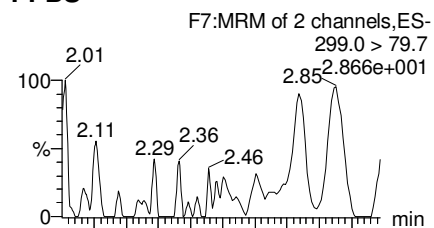
Printed: Wednesday, October 17, 2018 12:26:21 Pacific Daylight Time

Method: Z:\Projects\PFAS.PRO\MethDB\PFAS_FULL_80C_101618.mdb 16 Oct 2018 14:15:22

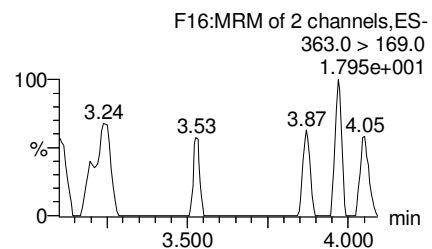
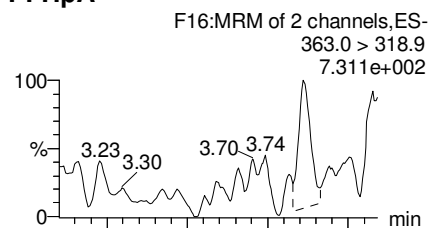
Calibration: Z:\Projects\PFAS.PRO\CurveDB\C18_VAL-PFAS_Q4_10-14-18.cdb 14 Oct 2018 19:12:54

Name: 181016M1_87, Date: 17-Oct-2018, Time: 02:22:21, ID: 1803231-07 OC-EB01-100218 0.11333, Description: OC-EB01-100218

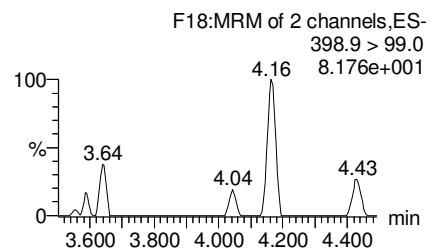
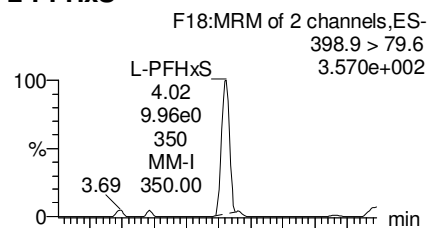
PFBS



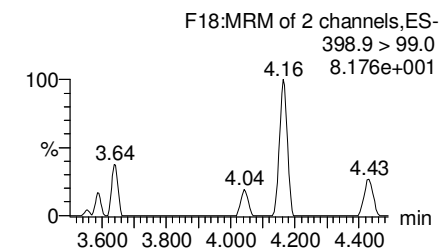
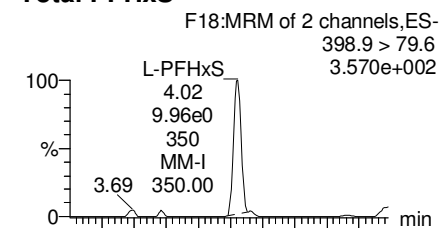
PFHpA



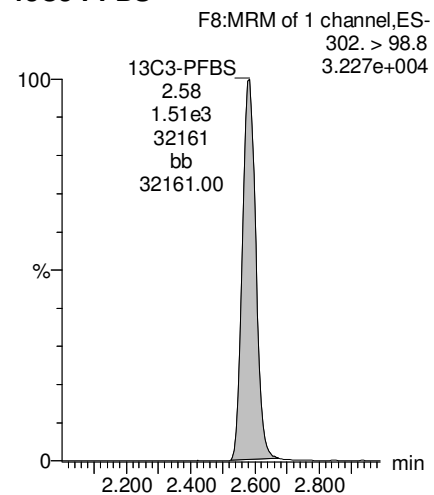
L-PFHxS



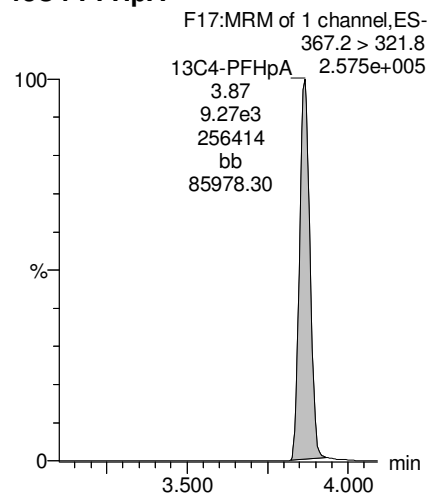
Total PFHxS



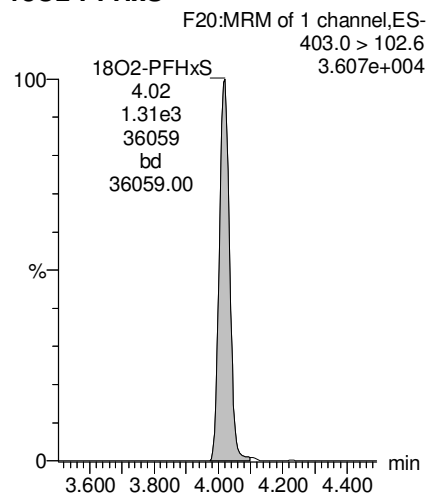
13C3-PFBS



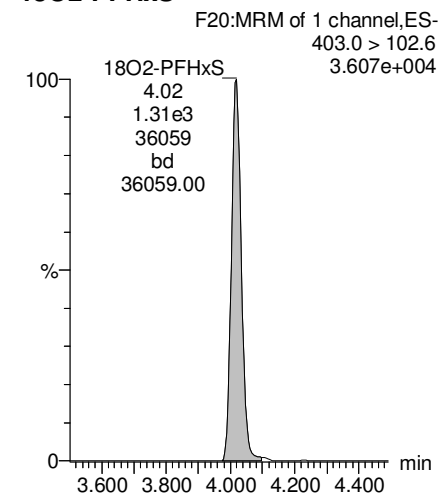
13C4-PFHpA



18O2-PFHxS



18O2-PFHxS



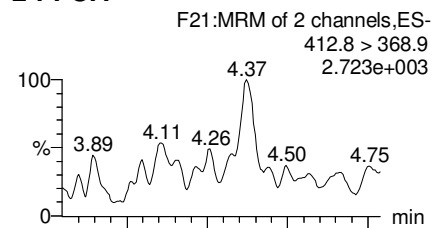
Dataset: Z:\Projects\PFAS.PRO\Results\181016M1\181016M1-87.qld

Last Altered: Wednesday, October 17, 2018 12:25:57 Pacific Daylight Time

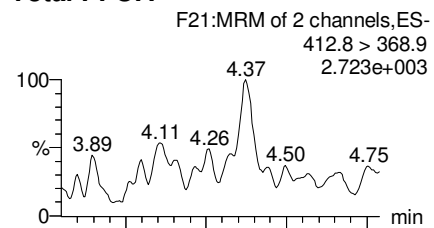
Printed: Wednesday, October 17, 2018 12:26:21 Pacific Daylight Time

Name: 181016M1_87, Date: 17-Oct-2018, Time: 02:22:21, ID: 1803231-07 OC-EB01-100218 0.11333, Description: OC-EB01-100218

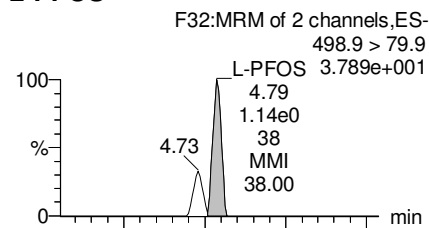
L-PFOA



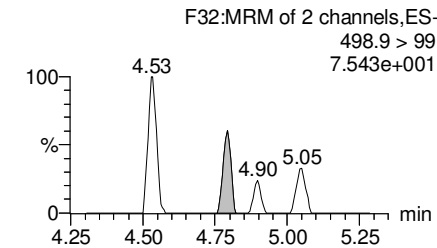
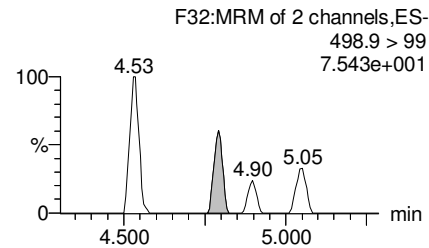
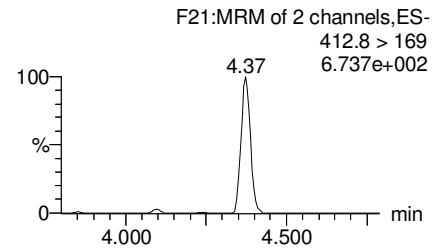
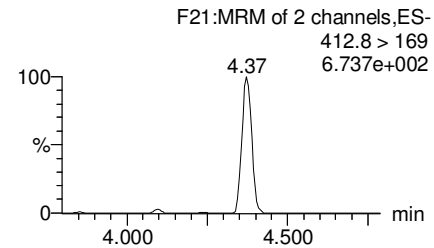
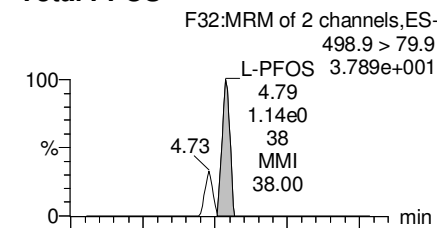
Total PFOA



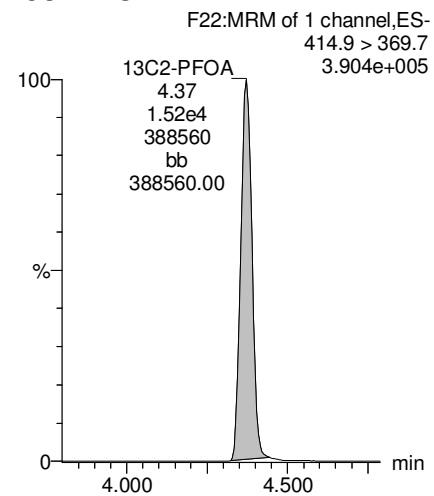
L-PFOS



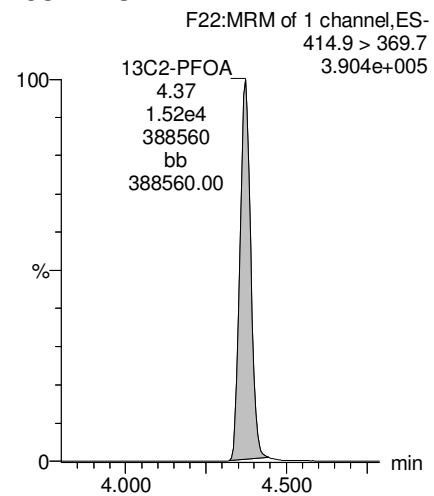
Total PFOS



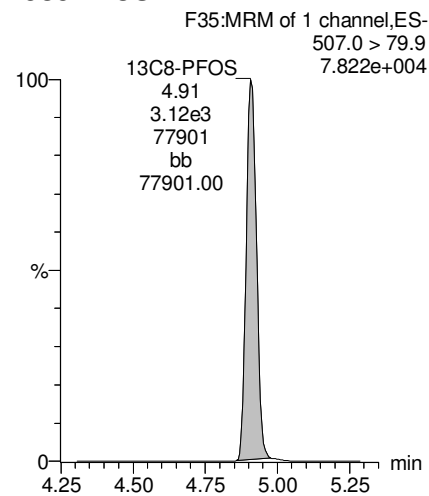
13C2-PFOA



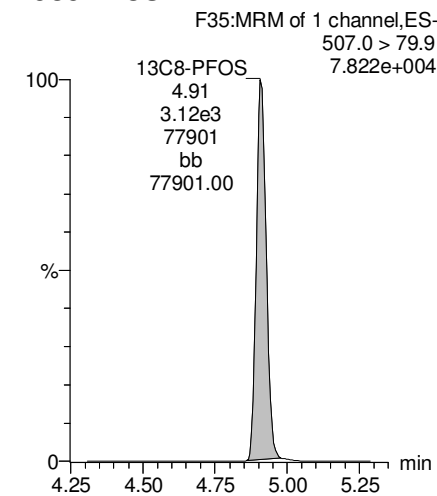
13C2-PFOA



13C8-PFOS



13C8-PFOS



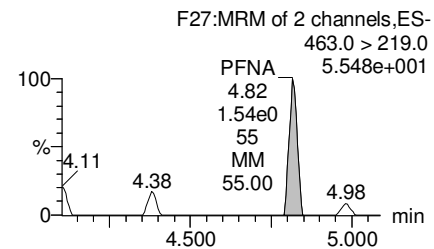
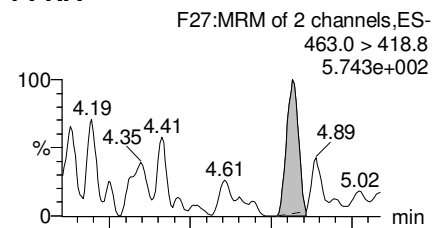
Dataset: Z:\Projects\PFAS.PRO\Results\181016M1\181016M1-87.qld

Last Altered: Wednesday, October 17, 2018 12:25:57 Pacific Daylight Time

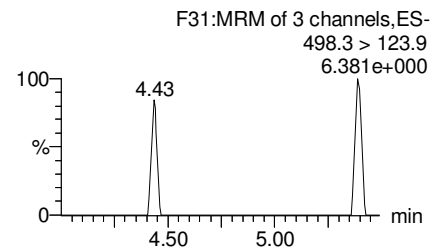
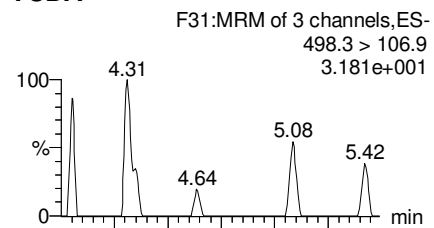
Printed: Wednesday, October 17, 2018 12:26:21 Pacific Daylight Time

Name: 181016M1_87, Date: 17-Oct-2018, Time: 02:22:21, ID: 1803231-07 OC-EB01-100218 0.11333, Description: OC-EB01-100218

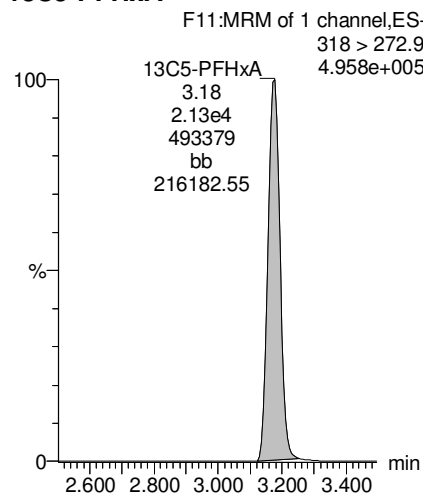
PFNA



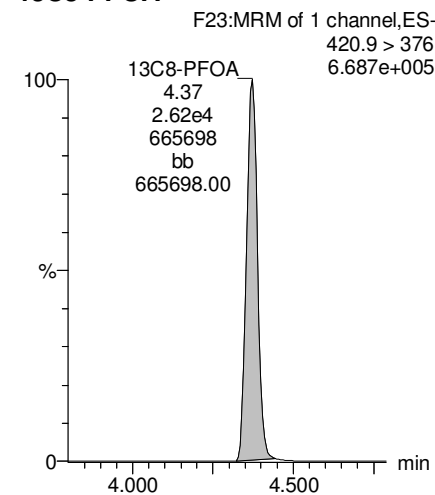
TCDA



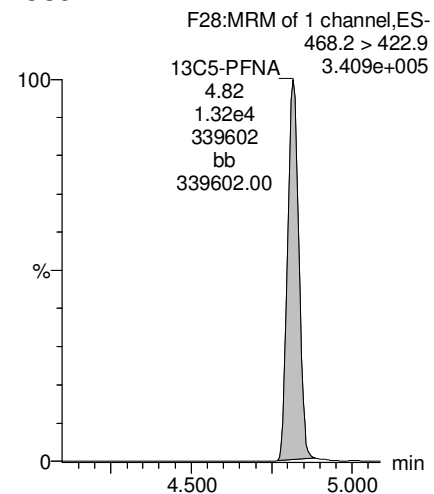
13C5-PFHxA



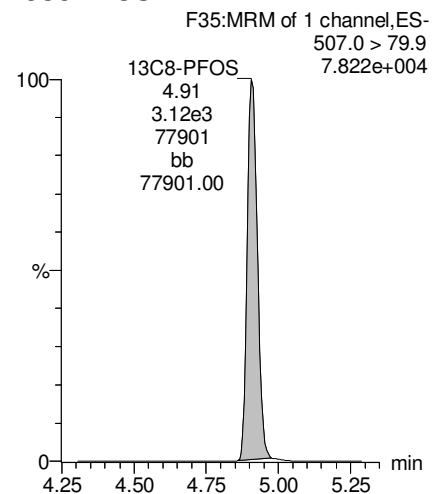
13C8-PFOA



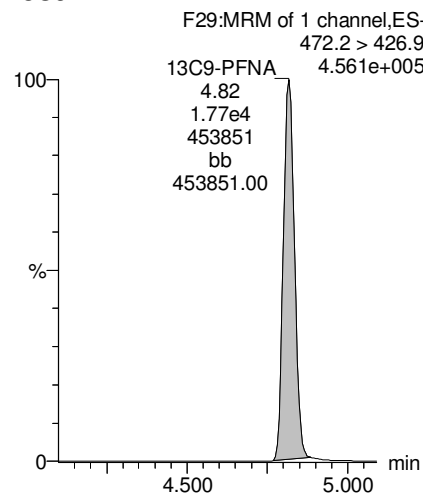
13C5-PFNA



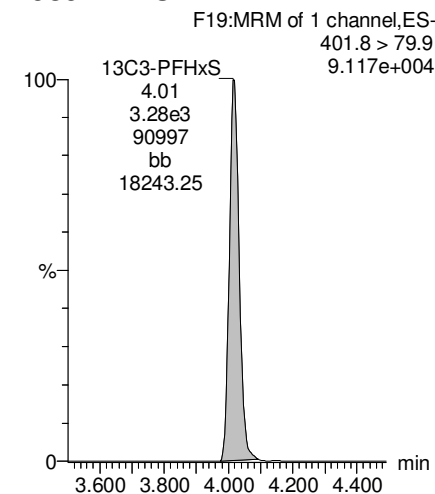
13C8-PFOS



13C9-PFNA



13C3-PFHxS



Dataset: Z:\Projects\PFAS.PRO\Results\181016M1\181016M1-87.qld

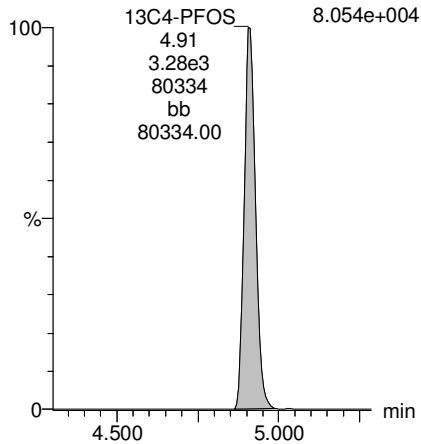
Last Altered: Wednesday, October 17, 2018 12:25:57 Pacific Daylight Time

Printed: Wednesday, October 17, 2018 12:26:21 Pacific Daylight Time

Name: 181016M1_87, Date: 17-Oct-2018, Time: 02:22:21, ID: 1803231-07 OC-EB01-100218 0.11333, Description: OC-EB01-100218

13C4-PFOS

F33:MRM of 1 channel,ES-
503 > 79.9
8.054e+004



**INJECTION INTERNAL STANDARD (IIS) AREAS,
INSTRUMENT BLANKS (IB)
AND
CONTINUING CALIBRATION VERIFICATIONS (CCV)**

Dataset: Untitled

Last Altered: Wednesday, October 17, 2018 10:48:12 Pacific Daylight Time
Printed: Wednesday, October 17, 2018 10:48:17 Pacific Daylight Time

Method: F:\Projects\PFAS.PRO\MethDB\PFAS_RS-10-12-18.mdb 12 Oct 2018 09:15:26
Calibration: 17 Oct 2018 10:40:04

Name: 181016M1_2, Date: 16-Oct-2018, Time: 11:03:30, ID: ST181016M1-1 PFC CS0 18J0803, Description: PFC CS0 18J0803

	# Name	ID	Area	%Rec	Area Out
1	1 13C4-PFBA	ST181016M1-1 PFC CS0 18J0803	7.70e3	100.0	NO
2	2 13C5-PFHxA	ST181016M1-1 PFC CS0 18J0803	2.08e4	100.0	NO
3	3 13C3-PFHxS	ST181016M1-1 PFC CS0 18J0803	2.89e3	100.0	NO
4	4 13C8-PFOA	ST181016M1-1 PFC CS0 18J0803	2.86e4	100.0	NO
5	5 13C9-PFNA	ST181016M1-1 PFC CS0 18J0803	1.96e4	100.0	NO
6	6 13C4-PFOS	ST181016M1-1 PFC CS0 18J0803	2.92e3	100.0	NO
7	7 13C6-PFDA	ST181016M1-1 PFC CS0 18J0803	2.01e4	100.0	NO
8	8 13C7-PFUDa	ST181016M1-1 PFC CS0 18J0803	2.46e4	100.0	NO

Name: 181016M1_3, Date: 16-Oct-2018, Time: 11:14:08, ID: IPA, Description: IPA

	# Name	ID	Area	%Rec	Area Out
1	1 13C4-PFBA	IPA			NO
2	2 13C5-PFHxA	IPA			NO
3	3 13C3-PFHxS	IPA			NO
4	4 13C8-PFOA	IPA			NO
5	5 13C9-PFNA	IPA			NO
6	6 13C4-PFOS	IPA			NO
7	7 13C6-PFDA	IPA			NO
8	8 13C7-PFUDa	IPA			NO

Name: 181016M1_4, Date: 16-Oct-2018, Time: 11:24:44, ID: 1803172-15 BPS1-TT-MW30211-R-20180925 0.10713, Description: BPS1-TT-MW30211-R-20180925

	# Name	ID	Area	%Rec	Area Out
1	1 13C4-PFBA	1803172-15 BPS1-TT-MW30211-R-201...	1.37e4	177.4	YES
2	2 13C5-PFHxA	1803172-15 BPS1-TT-MW30211-R-201...	2.29e4	110.0	NO
3	3 13C3-PFHxS	1803172-15 BPS1-TT-MW30211-R-201...	3.42e3	118.6	NO
4	4 13C8-PFOA	1803172-15 BPS1-TT-MW30211-R-201...	3.36e4	117.4	NO
5	5 13C9-PFNA	1803172-15 BPS1-TT-MW30211-R-201...	2.12e4	108.1	NO
6	6 13C4-PFOS	1803172-15 BPS1-TT-MW30211-R-201...	3.29e3	112.9	NO
7	7 13C6-PFDA	1803172-15 BPS1-TT-MW30211-R-201...	2.20e4	109.2	NO
8	8 13C7-PFUDa	1803172-15 BPS1-TT-MW30211-R-201...	2.90e4	118.0	NO

Name: 181016M1_5, Date: 16-Oct-2018, Time: 11:35:20, ID: B8I0207-BS1 OPR 0.25, Description: OPR

	# Name	ID	Area	%Rec	Area Out
1	1 13C4-PFBA	B8I0207-BS1 OPR 0.25	9.00e3	116.9	NO
2	2 13C5-PFHxA	B8I0207-BS1 OPR 0.25	1.49e4	71.4	NO
3	3 13C3-PFHxS	B8I0207-BS1 OPR 0.25	2.49e3	86.1	NO
4	4 13C8-PFOA	B8I0207-BS1 OPR 0.25	2.29e4	79.8	NO
5	5 13C9-PFNA	B8I0207-BS1 OPR 0.25	1.48e4	75.3	NO
6	6 13C4-PFOS	B8I0207-BS1 OPR 0.25	2.34e3	80.1	NO
7	7 13C6-PFDA	B8I0207-BS1 OPR 0.25	1.69e4	84.0	NO
8	8 13C7-PFUDa	B8I0207-BS1 OPR 0.25	2.06e4	83.8	NO

Dataset: Untitled

Last Altered: Wednesday, October 17, 2018 10:48:12 Pacific Daylight Time
Printed: Wednesday, October 17, 2018 10:48:17 Pacific Daylight Time

Name: 181016M1_6, Date: 16-Oct-2018, Time: 11:45:53, ID: B8I0207-BLK1 Method Blank 0.25, Description: Method Blank

	# Name	ID	Area	%Rec	Area Out
1	1 13C4-PFBA	B8I0207-BLK1 Method Blank 0.25	9.40e3	122.0	NO
2	2 13C5-PFHxA	B8I0207-BLK1 Method Blank 0.25	1.60e4	76.6	NO
3	3 13C3-PFHxS	B8I0207-BLK1 Method Blank 0.25	2.45e3	84.8	NO
4	4 13C8-PFOA	B8I0207-BLK1 Method Blank 0.25	2.32e4	80.9	NO
5	5 13C9-PFNA	B8I0207-BLK1 Method Blank 0.25	1.59e4	80.9	NO
6	6 13C4-PFOS	B8I0207-BLK1 Method Blank 0.25	2.40e3	82.2	NO
7	7 13C6-PFDA	B8I0207-BLK1 Method Blank 0.25	1.63e4	81.1	NO
8	8 13C7-PFUDa	B8I0207-BLK1 Method Blank 0.25	2.09e4	85.0	NO

Name: 181016M1_7, Date: 16-Oct-2018, Time: 11:56:31, ID: 1803149-01 1936040_501 0.26681, Description: 1936040_501

	# Name	ID	Area	%Rec	Area Out
1	1 13C4-PFBA	1803149-01 1936040_501 0.26681	9.45e3	122.6	NO
2	2 13C5-PFHxA	1803149-01 1936040_501 0.26681	1.60e4	76.5	NO
3	3 13C3-PFHxS	1803149-01 1936040_501 0.26681	2.54e3	87.8	NO
4	4 13C8-PFOA	1803149-01 1936040_501 0.26681	2.40e4	83.7	NO
5	5 13C9-PFNA	1803149-01 1936040_501 0.26681	1.52e4	77.7	NO
6	6 13C4-PFOS	1803149-01 1936040_501 0.26681	2.38e3	81.6	NO
7	7 13C6-PFDA	1803149-01 1936040_501 0.26681	1.67e4	82.9	NO
8	8 13C7-PFUDa	1803149-01 1936040_501 0.26681	2.13e4	86.5	NO

Name: 181016M1_8, Date: 16-Oct-2018, Time: 12:07:05, ID: 1803149-02 1936310_511 0.24884, Description: 1936310_511

	# Name	ID	Area	%Rec	Area Out
1	1 13C4-PFBA	1803149-02 1936310_511 0.24884	9.34e3	121.3	NO
2	2 13C5-PFHxA	1803149-02 1936310_511 0.24884	1.67e4	80.3	NO
3	3 13C3-PFHxS	1803149-02 1936310_511 0.24884	2.70e3	93.6	NO
4	4 13C8-PFOA	1803149-02 1936310_511 0.24884	2.54e4	88.8	NO
5	5 13C9-PFNA	1803149-02 1936310_511 0.24884	1.58e4	80.5	NO
6	6 13C4-PFOS	1803149-02 1936310_511 0.24884	2.70e3	92.5	NO
7	7 13C6-PFDA	1803149-02 1936310_511 0.24884	1.81e4	90.0	NO
8	8 13C7-PFUDa	1803149-02 1936310_511 0.24884	2.35e4	95.7	NO

Name: 181016M1_9, Date: 16-Oct-2018, Time: 12:21:22, ID: 1803149-03 1932190_501 0.26692, Description: 1932190_501

	# Name	ID	Area	%Rec	Area Out
1	1 13C4-PFBA	1803149-03 1932190_501 0.26692	1.07e4	138.4	NO
2	2 13C5-PFHxA	1803149-03 1932190_501 0.26692	1.78e4	85.4	NO
3	3 13C3-PFHxS	1803149-03 1932190_501 0.26692	2.83e3	98.1	NO
4	4 13C8-PFOA	1803149-03 1932190_501 0.26692	2.66e4	92.9	NO
5	5 13C9-PFNA	1803149-03 1932190_501 0.26692	1.73e4	88.3	NO
6	6 13C4-PFOS	1803149-03 1932190_501 0.26692	2.77e3	94.9	NO
7	7 13C6-PFDA	1803149-03 1932190_501 0.26692	1.96e4	97.6	NO
8	8 13C7-PFUDa	1803149-03 1932190_501 0.26692	2.52e4	102.6	NO

Dataset: Untitled

Last Altered: Wednesday, October 17, 2018 10:48:12 Pacific Daylight Time
Printed: Wednesday, October 17, 2018 10:48:17 Pacific Daylight Time

Name: 181016M1_10, Date: 16-Oct-2018, Time: 12:32:00, ID: 1803149-04 1932130_502 0.25745, Description: 1932130_502

	# Name	ID	Area	%Rec	Area Out
1	1 13C4-PFBA	1803149-04 1932130_502 0.25745	9.68e3	125.7	NO
2	2 13C5-PFHxA	1803149-04 1932130_502 0.25745	1.66e4	79.4	NO
3	3 13C3-PFHxS	1803149-04 1932130_502 0.25745	2.72e3	94.1	NO
4	4 13C8-PFOA	1803149-04 1932130_502 0.25745	2.50e4	87.2	NO
5	5 13C9-PFNA	1803149-04 1932130_502 0.25745	1.69e4	86.0	NO
6	6 13C4-PFOS	1803149-04 1932130_502 0.25745	2.97e3	101.7	NO
7	7 13C6-PFDA	1803149-04 1932130_502 0.25745	1.87e4	92.7	NO
8	8 13C7-PFUDa	1803149-04 1932130_502 0.25745	2.43e4	98.8	NO

Name: 181016M1_11, Date: 16-Oct-2018, Time: 12:42:33, ID: 1803149-05 1932250_003 0.24688, Description: 1932250_003

	# Name	ID	Area	%Rec	Area Out
1	1 13C4-PFBA	1803149-05 1932250_003 0.24688	1.00e4	130.0	NO
2	2 13C5-PFHxA	1803149-05 1932250_003 0.24688	1.65e4	79.4	NO
3	3 13C3-PFHxS	1803149-05 1932250_003 0.24688	2.65e3	91.8	NO
4	4 13C8-PFOA	1803149-05 1932250_003 0.24688	2.44e4	85.1	NO
5	5 13C9-PFNA	1803149-05 1932250_003 0.24688	1.62e4	82.4	NO
6	6 13C4-PFOS	1803149-05 1932250_003 0.24688	2.65e3	90.9	NO
7	7 13C6-PFDA	1803149-05 1932250_003 0.24688	1.81e4	90.1	NO
8	8 13C7-PFUDa	1803149-05 1932250_003 0.24688	2.27e4	92.5	NO

Name: 181016M1_12, Date: 16-Oct-2018, Time: 12:53:11, ID: 1803149-06 1932250_002 0.24384, Description: 1932250_002

	# Name	ID	Area	%Rec	Area Out
1	1 13C4-PFBA	1803149-06 1932250_002 0.24384	9.25e3	120.1	NO
2	2 13C5-PFHxA	1803149-06 1932250_002 0.24384	1.58e4	75.6	NO
3	3 13C3-PFHxS	1803149-06 1932250_002 0.24384	2.50e3	86.7	NO
4	4 13C8-PFOA	1803149-06 1932250_002 0.24384	2.31e4	80.5	NO
5	5 13C9-PFNA	1803149-06 1932250_002 0.24384	1.58e4	80.6	NO
6	6 13C4-PFOS	1803149-06 1932250_002 0.24384	2.50e3	85.6	NO
7	7 13C6-PFDA	1803149-06 1932250_002 0.24384	1.68e4	83.7	NO
8	8 13C7-PFUDa	1803149-06 1932250_002 0.24384	2.17e4	88.1	NO

Name: 181016M1_13, Date: 16-Oct-2018, Time: 13:03:49, ID: 1803149-07 1932250_001 0.25573, Description: 1932250_001

	# Name	ID	Area	%Rec	Area Out
1	1 13C4-PFBA	1803149-07 1932250_001 0.25573	9.90e3	128.5	NO
2	2 13C5-PFHxA	1803149-07 1932250_001 0.25573	1.68e4	80.8	NO
3	3 13C3-PFHxS	1803149-07 1932250_001 0.25573	2.66e3	92.0	NO
4	4 13C8-PFOA	1803149-07 1932250_001 0.25573	2.55e4	89.1	NO
5	5 13C9-PFNA	1803149-07 1932250_001 0.25573	1.64e4	83.8	NO
6	6 13C4-PFOS	1803149-07 1932250_001 0.25573	2.64e3	90.5	NO
7	7 13C6-PFDA	1803149-07 1932250_001 0.25573	1.82e4	90.3	NO
8	8 13C7-PFUDa	1803149-07 1932250_001 0.25573	2.33e4	94.9	NO

Dataset: Untitled

Last Altered: Wednesday, October 17, 2018 10:48:12 Pacific Daylight Time
Printed: Wednesday, October 17, 2018 10:48:17 Pacific Daylight Time

Name: 181016M1_14, Date: 16-Oct-2018, Time: 13:14:22, ID: 1803202-03@5X MW007R 0.11368, Description: MW007R

	# Name	ID	Area	%Rec	Area Out
1	1 13C4-PFBA	1803202-03@5X MW007R 0.11368	2.00e3	25.9	YES
2	2 13C5-PFHxA	1803202-03@5X MW007R 0.11368	3.03e3	14.5	YES
3	3 13C3-PFHxS	1803202-03@5X MW007R 0.11368	4.97e2	17.2	YES
4	4 13C8-PFOA	1803202-03@5X MW007R 0.11368	3.68e3	12.9	YES
5	5 13C9-PFNA	1803202-03@5X MW007R 0.11368	1.89e3	9.6	YES
6	6 13C4-PFOS	1803202-03@5X MW007R 0.11368	2.76e2	9.5	YES
7	7 13C6-PFDA	1803202-03@5X MW007R 0.11368	1.20e3	6.0	YES
8	8 13C7-PFUDa	1803202-03@5X MW007R 0.11368	5.55e2	2.3	YES

Name: 181016M1_15, Date: 16-Oct-2018, Time: 13:25:00, ID: 1803202-04@10X MW-3 0.11181, Description: MW-3

	# Name	ID	Area	%Rec	Area Out
1	1 13C4-PFBA	1803202-04@10X MW-3 0.11181	1.64e3	21.2	YES
2	2 13C5-PFHxA	1803202-04@10X MW-3 0.11181	2.44e3	11.7	YES
3	3 13C3-PFHxS	1803202-04@10X MW-3 0.11181	3.73e2	12.9	YES
4	4 13C8-PFOA	1803202-04@10X MW-3 0.11181	2.88e3	10.0	YES
5	5 13C9-PFNA	1803202-04@10X MW-3 0.11181	1.41e3	7.2	YES
6	6 13C4-PFOS	1803202-04@10X MW-3 0.11181	2.55e2	8.8	YES
7	7 13C6-PFDA	1803202-04@10X MW-3 0.11181	1.06e3	5.3	YES
8	8 13C7-PFUDa	1803202-04@10X MW-3 0.11181	4.11e2	1.7	YES

Name: 181016M1_16, Date: 16-Oct-2018, Time: 13:35:39, ID: IPA, Description: IPA

	# Name	ID	Area	%Rec	Area Out
1	1 13C4-PFBA	IPA			NO
2	2 13C5-PFHxA	IPA			NO
3	3 13C3-PFHxS	IPA			NO
4	4 13C8-PFOA	IPA			NO
5	5 13C9-PFNA	IPA			NO
6	6 13C4-PFOS	IPA			NO
7	7 13C6-PFDA	IPA			NO
8	8 13C7-PFUDa	IPA			NO

Name: 181016M1_17, Date: 16-Oct-2018, Time: 13:46:12, ID: ST181016M1-2 PFC CS3 18J0806, Description: PFC CS3 18J0806

	# Name	ID	Area	%Rec	Area Out
1	1 13C4-PFBA	ST181016M1-2 PFC CS3 18J0806	9.59e3	124.4	NO
2	2 13C5-PFHxA	ST181016M1-2 PFC CS3 18J0806	2.60e4	124.6	NO
3	3 13C3-PFHxS	ST181016M1-2 PFC CS3 18J0806	3.95e3	136.9	NO
4	4 13C8-PFOA	ST181016M1-2 PFC CS3 18J0806	3.70e4	129.2	NO
5	5 13C9-PFNA	ST181016M1-2 PFC CS3 18J0806	2.48e4	126.4	NO
6	6 13C4-PFOS	ST181016M1-2 PFC CS3 18J0806	3.81e3	130.7	NO
7	7 13C6-PFDA	ST181016M1-2 PFC CS3 18J0806	2.62e4	130.4	NO
8	8 13C7-PFUDa	ST181016M1-2 PFC CS3 18J0806	3.44e4	140.1	NO

Dataset: Untitled

Last Altered: Wednesday, October 17, 2018 10:48:12 Pacific Daylight Time
Printed: Wednesday, October 17, 2018 10:48:17 Pacific Daylight Time

Name: 181016M1_18, Date: 16-Oct-2018, Time: 13:56:50, ID: 1803149-08 1932250_501 0.25175, Description: 1932250_501

	# Name	ID	Area	%Rec	Area Out
1	1 13C4-PFBA	1803149-08 1932250_501 0.25175	9.42e3	122.3	NO
2	2 13C5-PFHxA	1803149-08 1932250_501 0.25175	1.56e4	75.0	NO
3	3 13C3-PFHxS	1803149-08 1932250_501 0.25175	2.36e3	81.8	NO
4	4 13C8-PFOA	1803149-08 1932250_501 0.25175	2.38e4	83.2	NO
5	5 13C9-PFNA	1803149-08 1932250_501 0.25175	1.50e4	76.5	NO
6	6 13C4-PFOS	1803149-08 1932250_501 0.25175	2.47e3	84.6	NO
7	7 13C6-PFDA	1803149-08 1932250_501 0.25175	1.60e4	79.5	NO
8	8 13C7-PFUDa	1803149-08 1932250_501 0.25175	2.15e4	87.6	NO

Name: 181016M1_19, Date: 16-Oct-2018, Time: 14:08:52, ID: 1803202-05@10X MW-6R 0.12286, Description: MW-6R

	# Name	ID	Area	%Rec	Area Out
1	1 13C4-PFBA	1803202-05@10X MW-6R 0.12286	1.49e3	19.3	YES
2	2 13C5-PFHxA	1803202-05@10X MW-6R 0.12286	2.26e3	10.8	YES
3	3 13C3-PFHxS	1803202-05@10X MW-6R 0.12286	3.82e2	13.2	YES
4	4 13C8-PFOA	1803202-05@10X MW-6R 0.12286	3.22e3	11.2	YES
5	5 13C9-PFNA	1803202-05@10X MW-6R 0.12286	1.96e3	10.0	YES
6	6 13C4-PFOS	1803202-05@10X MW-6R 0.12286	1.86e2	6.4	YES
7	7 13C6-PFDA	1803202-05@10X MW-6R 0.12286	1.87e3	9.3	YES
8	8 13C7-PFUDa	1803202-05@10X MW-6R 0.12286	1.83e3	7.4	YES

Name: 181016M1_20, Date: 16-Oct-2018, Time: 14:19:26, ID: 1803149-09 1936230_003 0.25572, Description: 1936230_003

	# Name	ID	Area	%Rec	Area Out
1	1 13C4-PFBA	1803149-09 1936230_003 0.25572	9.77e3	126.8	NO
2	2 13C5-PFHxA	1803149-09 1936230_003 0.25572	1.63e4	78.3	NO
3	3 13C3-PFHxS	1803149-09 1936230_003 0.25572	2.61e3	90.4	NO
4	4 13C8-PFOA	1803149-09 1936230_003 0.25572	2.46e4	86.0	NO
5	5 13C9-PFNA	1803149-09 1936230_003 0.25572	1.60e4	81.8	NO
6	6 13C4-PFOS	1803149-09 1936230_003 0.25572	2.59e3	89.0	NO
7	7 13C6-PFDA	1803149-09 1936230_003 0.25572	1.75e4	87.0	NO
8	8 13C7-PFUDa	1803149-09 1936230_003 0.25572	2.26e4	92.1	NO

Name: 181016M1_21, Date: 16-Oct-2018, Time: 14:29:56, ID: 1803150-01 1855080_511 0.25628, Description: 1855080_511

	# Name	ID	Area	%Rec	Area Out
1	1 13C4-PFBA	1803150-01 1855080_511 0.25628	8.78e3	113.9	NO
2	2 13C5-PFHxA	1803150-01 1855080_511 0.25628	1.49e4	71.6	NO
3	3 13C3-PFHxS	1803150-01 1855080_511 0.25628	2.27e3	78.7	NO
4	4 13C8-PFOA	1803150-01 1855080_511 0.25628	2.21e4	77.0	NO
5	5 13C9-PFNA	1803150-01 1855080_511 0.25628	1.45e4	74.0	NO
6	6 13C4-PFOS	1803150-01 1855080_511 0.25628	2.38e3	81.6	NO
7	7 13C6-PFDA	1803150-01 1855080_511 0.25628	1.55e4	77.1	NO
8	8 13C7-PFUDa	1803150-01 1855080_511 0.25628	2.05e4	83.4	NO

Dataset: Untitled

Last Altered: Wednesday, October 17, 2018 10:48:12 Pacific Daylight Time
Printed: Wednesday, October 17, 2018 10:48:17 Pacific Daylight Time

Name: 181016M1_22, Date: 16-Oct-2018, Time: 14:49:23, ID: 1803150-02 1856050_501 0.24774, Description: 1856050_501

	# Name	ID	Area	%Rec	Area Out
1	1 13C4-PFBA	1803150-02 1856050_501 0.24774	9.61e3	124.8	NO
2	2 13C5-PFHxA	1803150-02 1856050_501 0.24774	1.58e4	75.6	NO
3	3 13C3-PFHxS	1803150-02 1856050_501 0.24774	2.53e3	87.8	NO
4	4 13C8-PFOA	1803150-02 1856050_501 0.24774	2.35e4	82.0	NO
5	5 13C9-PFNA	1803150-02 1856050_501 0.24774	1.62e4	82.8	NO
6	6 13C4-PFOS	1803150-02 1856050_501 0.24774	2.55e3	87.5	NO
7	7 13C6-PFDA	1803150-02 1856050_501 0.24774	1.73e4	86.0	NO
8	8 13C7-PFUDa	1803150-02 1856050_501 0.24774	2.37e4	96.3	NO

Name: 181016M1_23, Date: 16-Oct-2018, Time: 15:04:19, ID: 1803202-05@20X MW-6R 0.12286, Description: MW-6R

	# Name	ID	Area	%Rec	Area Out
1	1 13C4-PFBA	1803202-05@20X MW-6R 0.12286	7.84e2	10.2	YES
2	2 13C5-PFHxA	1803202-05@20X MW-6R 0.12286	1.18e3	5.7	YES
3	3 13C3-PFHxS	1803202-05@20X MW-6R 0.12286	1.58e2	5.5	YES
4	4 13C8-PFOA	1803202-05@20X MW-6R 0.12286	1.65e3	5.8	YES
5	5 13C9-PFNA	1803202-05@20X MW-6R 0.12286	8.75e2	4.5	YES
6	6 13C4-PFOS	1803202-05@20X MW-6R 0.12286	1.18e2	4.0	YES
7	7 13C6-PFDA	1803202-05@20X MW-6R 0.12286	9.47e2	4.7	YES
8	8 13C7-PFUDa	1803202-05@20X MW-6R 0.12286	9.07e2	3.7	YES

Name: 181016M1_24, Date: 16-Oct-2018, Time: 15:14:55, ID: 1803151-01 1036090_501 0.25102, Description: 1036090_501

	# Name	ID	Area	%Rec	Area Out
1	1 13C4-PFBA	1803151-01 1036090_501 0.25102	9.65e3	125.3	NO
2	2 13C5-PFHxA	1803151-01 1036090_501 0.25102	1.69e4	80.8	NO
3	3 13C3-PFHxS	1803151-01 1036090_501 0.25102	2.78e3	96.3	NO
4	4 13C8-PFOA	1803151-01 1036090_501 0.25102	2.49e4	87.0	NO
5	5 13C9-PFNA	1803151-01 1036090_501 0.25102	1.64e4	83.4	NO
6	6 13C4-PFOS	1803151-01 1036090_501 0.25102	2.77e3	94.9	NO
7	7 13C6-PFDA	1803151-01 1036090_501 0.25102	1.83e4	91.1	NO
8	8 13C7-PFUDa	1803151-01 1036090_501 0.25102	2.33e4	94.9	NO

Name: 181016M1_25, Date: 16-Oct-2018, Time: 15:25:27, ID: IPA, Description: IPA

	# Name	ID	Area	%Rec	Area Out
1	1 13C4-PFBA	IPA			NO
2	2 13C5-PFHxA	IPA			NO
3	3 13C3-PFHxS	IPA			NO
4	4 13C8-PFOA	IPA			NO
5	5 13C9-PFNA	IPA			NO
6	6 13C4-PFOS	IPA			NO
7	7 13C6-PFDA	IPA			NO
8	8 13C7-PFUDa	IPA			NO

Dataset: Untitled

Last Altered: Wednesday, October 17, 2018 10:48:12 Pacific Daylight Time
Printed: Wednesday, October 17, 2018 10:48:17 Pacific Daylight Time

Name: 181016M1_26, Date: 16-Oct-2018, Time: 15:35:57, ID: ST181016M1-3 PFC CS3 18J0806, Description: PFC CS3 18J0806

	# Name	ID	Area	%Rec	Area Out
1	1 13C4-PFBA	ST181016M1-3 PFC CS3 18J0806	9.64e3	125.1	NO
2	2 13C5-PFHxA	ST181016M1-3 PFC CS3 18J0806	2.61e4	125.3	NO
3	3 13C3-PFHxS	ST181016M1-3 PFC CS3 18J0806	3.96e3	137.3	NO
4	4 13C8-PFOA	ST181016M1-3 PFC CS3 18J0806	3.75e4	130.9	NO
5	5 13C9-PFNA	ST181016M1-3 PFC CS3 18J0806	2.45e4	124.7	NO
6	6 13C4-PFOS	ST181016M1-3 PFC CS3 18J0806	3.80e3	130.2	NO
7	7 13C6-PFDA	ST181016M1-3 PFC CS3 18J0806	2.79e4	138.7	NO
8	8 13C7-PFUDa	ST181016M1-3 PFC CS3 18J0806	3.32e4	135.1	NO

Name: 181016M1_27, Date: 16-Oct-2018, Time: 15:46:36, ID: 1803151-02 1036090_002 0.2581, Description: 1036090_002

	# Name	ID	Area	%Rec	Area Out
1	1 13C4-PFBA	1803151-02 1036090_002 0.2581	9.25e3	120.1	NO
2	2 13C5-PFHxA	1803151-02 1036090_002 0.2581	1.60e4	76.7	NO
3	3 13C3-PFHxS	1803151-02 1036090_002 0.2581	2.52e3	87.4	NO
4	4 13C8-PFOA	1803151-02 1036090_002 0.2581	2.43e4	84.9	NO
5	5 13C9-PFNA	1803151-02 1036090_002 0.2581	1.59e4	81.0	NO
6	6 13C4-PFOS	1803151-02 1036090_002 0.2581	2.45e3	84.2	NO
7	7 13C6-PFDA	1803151-02 1036090_002 0.2581	1.71e4	85.1	NO
8	8 13C7-PFUDa	1803151-02 1036090_002 0.2581	2.26e4	92.0	NO

Name: 181016M1_28, Date: 16-Oct-2018, Time: 15:57:09, ID: B8J0004-BS1 OPR 0.25, Description: OPR

	# Name	ID	Area	%Rec	Area Out
1	1 13C4-PFBA	B8J0004-BS1 OPR 0.25	1.13e4	146.1	NO
2	2 13C5-PFHxA	B8J0004-BS1 OPR 0.25	1.93e4	92.6	NO
3	3 13C3-PFHxS	B8J0004-BS1 OPR 0.25	2.91e3	100.7	NO
4	4 13C8-PFOA	B8J0004-BS1 OPR 0.25	2.80e4	97.6	NO
5	5 13C9-PFNA	B8J0004-BS1 OPR 0.25	1.84e4	93.6	NO
6	6 13C4-PFOS	B8J0004-BS1 OPR 0.25	2.86e3	98.1	NO
7	7 13C6-PFDA	B8J0004-BS1 OPR 0.25	1.99e4	98.7	NO
8	8 13C7-PFUDa	B8J0004-BS1 OPR 0.25	2.65e4	107.7	NO

Name: 181016M1_29, Date: 16-Oct-2018, Time: 16:07:47, ID: B8J0004-BLK1 Method Blank 0.25, Description: Method Blank

	# Name	ID	Area	%Rec	Area Out
1	1 13C4-PFBA	B8J0004-BLK1 Method Blank 0.25	1.22e4	158.3	YES
2	2 13C5-PFHxA	B8J0004-BLK1 Method Blank 0.25	2.07e4	99.3	NO
3	3 13C3-PFHxS	B8J0004-BLK1 Method Blank 0.25	3.17e3	109.9	NO
4	4 13C8-PFOA	B8J0004-BLK1 Method Blank 0.25	3.08e4	107.5	NO
5	5 13C9-PFNA	B8J0004-BLK1 Method Blank 0.25	2.01e4	102.5	NO
6	6 13C4-PFOS	B8J0004-BLK1 Method Blank 0.25	3.04e3	104.4	NO
7	7 13C6-PFDA	B8J0004-BLK1 Method Blank 0.25	2.28e4	113.1	NO
8	8 13C7-PFUDa	B8J0004-BLK1 Method Blank 0.25	2.98e4	121.2	NO

Dataset: Untitled

Last Altered: Wednesday, October 17, 2018 10:48:12 Pacific Daylight Time
Printed: Wednesday, October 17, 2018 10:48:17 Pacific Daylight Time

Name: 181016M1_30, Date: 16-Oct-2018, Time: 16:18:20, ID: 1803156-01 INTERCONNECT 0.23567, Description: INTERCONNECT

	# Name	ID	Area	%Rec	Area Out
1	1 13C4-PFBA	1803156-01 INTERCONNECT 0.23567	1.01e4	131.0	NO
2	2 13C5-PFHxA	1803156-01 INTERCONNECT 0.23567	1.78e4	85.6	NO
3	3 13C3-PFHxS	1803156-01 INTERCONNECT 0.23567	3.09e3	107.0	NO
4	4 13C8-PFOA	1803156-01 INTERCONNECT 0.23567	2.62e4	91.6	NO
5	5 13C9-PFNA	1803156-01 INTERCONNECT 0.23567	1.62e4	82.4	NO
6	6 13C4-PFOS	1803156-01 INTERCONNECT 0.23567	3.08e3	105.7	NO
7	7 13C6-PFDA	1803156-01 INTERCONNECT 0.23567	1.90e4	94.6	NO
8	8 13C7-PFUDa	1803156-01 INTERCONNECT 0.23567	2.63e4	107.1	NO

Name: 181016M1_31, Date: 16-Oct-2018, Time: 16:28:59, ID: 1803156-02 WELL 4 RAW 0.23186, Description: WELL 4 RAW

	# Name	ID	Area	%Rec	Area Out
1	1 13C4-PFBA	1803156-02 WELL 4 RAW 0.23186	1.02e4	132.1	NO
2	2 13C5-PFHxA	1803156-02 WELL 4 RAW 0.23186	1.72e4	82.4	NO
3	3 13C3-PFHxS	1803156-02 WELL 4 RAW 0.23186	3.06e3	106.1	NO
4	4 13C8-PFOA	1803156-02 WELL 4 RAW 0.23186	2.67e4	93.1	NO
5	5 13C9-PFNA	1803156-02 WELL 4 RAW 0.23186	1.71e4	87.3	NO
6	6 13C4-PFOS	1803156-02 WELL 4 RAW 0.23186	2.87e3	98.6	NO
7	7 13C6-PFDA	1803156-02 WELL 4 RAW 0.23186	1.96e4	97.3	NO
8	8 13C7-PFUDa	1803156-02 WELL 4 RAW 0.23186	2.44e4	99.3	NO

Name: 181016M1_32, Date: 16-Oct-2018, Time: 16:39:35, ID: 1803156-03 WELL 8 RAW 0.22922, Description: WELL 8 RAW

	# Name	ID	Area	%Rec	Area Out
1	1 13C4-PFBA	1803156-03 WELL 8 RAW 0.22922	1.02e4	132.4	NO
2	2 13C5-PFHxA	1803156-03 WELL 8 RAW 0.22922	1.72e4	82.6	NO
3	3 13C3-PFHxS	1803156-03 WELL 8 RAW 0.22922	3.21e3	111.2	NO
4	4 13C8-PFOA	1803156-03 WELL 8 RAW 0.22922	2.72e4	94.9	NO
5	5 13C9-PFNA	1803156-03 WELL 8 RAW 0.22922	1.74e4	88.5	NO
6	6 13C4-PFOS	1803156-03 WELL 8 RAW 0.22922	3.16e3	108.2	NO
7	7 13C6-PFDA	1803156-03 WELL 8 RAW 0.22922	1.94e4	96.2	NO
8	8 13C7-PFUDa	1803156-03 WELL 8 RAW 0.22922	2.52e4	102.7	NO

Name: 181016M1_33, Date: 16-Oct-2018, Time: 16:50:11, ID: 1803156-04 WELL 3 RAW 0.22743, Description: WELL 3 RAW

	# Name	ID	Area	%Rec	Area Out
1	1 13C4-PFBA	1803156-04 WELL 3 RAW 0.22743	9.82e3	127.4	NO
2	2 13C5-PFHxA	1803156-04 WELL 3 RAW 0.22743	1.69e4	81.2	NO
3	3 13C3-PFHxS	1803156-04 WELL 3 RAW 0.22743	2.81e3	97.2	NO
4	4 13C8-PFOA	1803156-04 WELL 3 RAW 0.22743	2.52e4	88.0	NO
5	5 13C9-PFNA	1803156-04 WELL 3 RAW 0.22743	1.56e4	79.4	NO
6	6 13C4-PFOS	1803156-04 WELL 3 RAW 0.22743	2.89e3	99.1	NO
7	7 13C6-PFDA	1803156-04 WELL 3 RAW 0.22743	1.81e4	89.7	NO
8	8 13C7-PFUDa	1803156-04 WELL 3 RAW 0.22743	2.35e4	95.8	NO

Dataset: Untitled

Last Altered: Wednesday, October 17, 2018 10:48:12 Pacific Daylight Time

Printed: Wednesday, October 17, 2018 10:48:17 Pacific Daylight Time

Name: 181016M1_34, Date: 16-Oct-2018, Time: 17:00:43, ID: 1803156-05 GREENFIELDS FIRE HOUSE 0.23465, Description: GREENFIELDS FIRE HOUSE

	# Name	ID	Area	%Rec	Area Out
1	1 13C4-PFBA	1803156-05 GREENFIELDS FIRE HOU...	9.40e3	122.0	NO
2	2 13C5-PFHxA	1803156-05 GREENFIELDS FIRE HOU...	1.64e4	78.8	NO
3	3 13C3-PFHxS	1803156-05 GREENFIELDS FIRE HOU...	2.88e3	99.7	NO
4	4 13C8-PFOA	1803156-05 GREENFIELDS FIRE HOU...	2.51e4	87.6	NO
5	5 13C9-PFNA	1803156-05 GREENFIELDS FIRE HOU...	1.63e4	83.1	NO
6	6 13C4-PFOS	1803156-05 GREENFIELDS FIRE HOU...	2.90e3	99.4	NO
7	7 13C6-PFDA	1803156-05 GREENFIELDS FIRE HOU...	1.79e4	88.9	NO
8	8 13C7-PFUdA	1803156-05 GREENFIELDS FIRE HOU...	2.39e4	97.4	NO

Name: 181016M1_35, Date: 16-Oct-2018, Time: 17:11:22, ID: 1803156-06 WELL 5 RAW 0.22671, Description: WELL 5 RAW

	# Name	ID	Area	%Rec	Area Out
1	1 13C4-PFBA	1803156-06 WELL 5 RAW 0.22671	1.09e4	141.2	NO
2	2 13C5-PFHxA	1803156-06 WELL 5 RAW 0.22671	1.80e4	86.4	NO
3	3 13C3-PFHxS	1803156-06 WELL 5 RAW 0.22671	3.10e3	107.4	NO
4	4 13C8-PFOA	1803156-06 WELL 5 RAW 0.22671	2.70e4	94.4	NO
5	5 13C9-PFNA	1803156-06 WELL 5 RAW 0.22671	1.76e4	89.6	NO
6	6 13C4-PFOS	1803156-06 WELL 5 RAW 0.22671	3.04e3	104.2	NO
7	7 13C6-PFDA	1803156-06 WELL 5 RAW 0.22671	2.02e4	100.4	NO
8	8 13C7-PFUdA	1803156-06 WELL 5 RAW 0.22671	2.60e4	105.7	NO

Name: 181016M1_36, Date: 16-Oct-2018, Time: 17:21:55, ID: 1803156-07 WELL 6 RAW 0.22749, Description: WELL 6 RAW

	# Name	ID	Area	%Rec	Area Out
1	1 13C4-PFBA	1803156-07 WELL 6 RAW 0.22749	1.11e4	143.9	NO
2	2 13C5-PFHxA	1803156-07 WELL 6 RAW 0.22749	1.90e4	91.2	NO
3	3 13C3-PFHxS	1803156-07 WELL 6 RAW 0.22749	3.16e3	109.5	NO
4	4 13C8-PFOA	1803156-07 WELL 6 RAW 0.22749	2.88e4	100.5	NO
5	5 13C9-PFNA	1803156-07 WELL 6 RAW 0.22749	1.83e4	93.5	NO
6	6 13C4-PFOS	1803156-07 WELL 6 RAW 0.22749	3.15e3	108.2	NO
7	7 13C6-PFDA	1803156-07 WELL 6 RAW 0.22749	2.14e4	106.2	NO
8	8 13C7-PFUdA	1803156-07 WELL 6 RAW 0.22749	2.66e4	108.1	NO

Name: 181016M1_37, Date: 16-Oct-2018, Time: 17:32:33, ID: 1803156-08 WELL 7 RAW 0.22925, Description: WELL 7 RAW

	# Name	ID	Area	%Rec	Area Out
1	1 13C4-PFBA	1803156-08 WELL 7 RAW 0.22925	1.06e4	138.0	NO
2	2 13C5-PFHxA	1803156-08 WELL 7 RAW 0.22925	1.81e4	86.9	NO
3	3 13C3-PFHxS	1803156-08 WELL 7 RAW 0.22925	3.04e3	105.2	NO
4	4 13C8-PFOA	1803156-08 WELL 7 RAW 0.22925	2.75e4	96.1	NO
5	5 13C9-PFNA	1803156-08 WELL 7 RAW 0.22925	1.82e4	92.8	NO
6	6 13C4-PFOS	1803156-08 WELL 7 RAW 0.22925	3.22e3	110.4	NO
7	7 13C6-PFDA	1803156-08 WELL 7 RAW 0.22925	2.05e4	101.8	NO
8	8 13C7-PFUdA	1803156-08 WELL 7 RAW 0.22925	2.65e4	107.6	NO

Dataset: Untitled

Last Altered: Wednesday, October 17, 2018 10:48:12 Pacific Daylight Time
Printed: Wednesday, October 17, 2018 10:48:17 Pacific Daylight Time

Name: 181016M1_38, Date: 16-Oct-2018, Time: 17:43:06, ID: 1803156-09 COLONIAL MANOR FIRE HOUSE 0.23225, Description: COLONIAL MANOR FIRE HOUSE

	# Name	ID	Area	%Rec	Area Out
1	1 13C4-PFBA	1803156-09 COLONIAL MANOR FIRE ...	1.09e4	142.1	NO
2	2 13C5-PFHxA	1803156-09 COLONIAL MANOR FIRE ...	1.85e4	88.8	NO
3	3 13C3-PFHxS	1803156-09 COLONIAL MANOR FIRE ...	3.03e3	105.1	NO
4	4 13C8-PFOA	1803156-09 COLONIAL MANOR FIRE ...	2.75e4	96.1	NO
5	5 13C9-PFNA	1803156-09 COLONIAL MANOR FIRE ...	1.81e4	92.2	NO
6	6 13C4-PFOS	1803156-09 COLONIAL MANOR FIRE ...	3.09e3	106.0	NO
7	7 13C6-PFDA	1803156-09 COLONIAL MANOR FIRE ...	2.02e4	100.3	NO
8	8 13C7-PFUdA	1803156-09 COLONIAL MANOR FIRE ...	2.67e4	108.6	NO

Name: 181016M1_39, Date: 16-Oct-2018, Time: 17:53:44, ID: 1803156-10 INTERCONNECT BLANK 0.23781, Description: INTERCONNECT BLANK

	# Name	ID	Area	%Rec	Area Out
1	1 13C4-PFBA	1803156-10 INTERCONNECT BLANK ...	1.08e4	140.6	NO
2	2 13C5-PFHxA	1803156-10 INTERCONNECT BLANK ...	1.86e4	89.1	NO
3	3 13C3-PFHxS	1803156-10 INTERCONNECT BLANK ...	2.82e3	97.5	NO
4	4 13C8-PFOA	1803156-10 INTERCONNECT BLANK ...	2.66e4	92.7	NO
5	5 13C9-PFNA	1803156-10 INTERCONNECT BLANK ...	1.73e4	88.0	NO
6	6 13C4-PFOS	1803156-10 INTERCONNECT BLANK ...	2.72e3	93.4	NO
7	7 13C6-PFDA	1803156-10 INTERCONNECT BLANK ...	1.96e4	97.2	NO
8	8 13C7-PFUdA	1803156-10 INTERCONNECT BLANK ...	2.50e4	101.7	NO

Name: 181016M1_40, Date: 16-Oct-2018, Time: 18:04:16, ID: 1803156-11 WELL 4 RAW BLANK 0.20547, Description: WELL 4 RAW BLANK

	# Name	ID	Area	%Rec	Area Out
1	1 13C4-PFBA	1803156-11 WELL 4 RAW BLANK 0.20...	1.06e4	137.6	NO
2	2 13C5-PFHxA	1803156-11 WELL 4 RAW BLANK 0.20...	1.76e4	84.5	NO
3	3 13C3-PFHxS	1803156-11 WELL 4 RAW BLANK 0.20...	2.94e3	101.9	NO
4	4 13C8-PFOA	1803156-11 WELL 4 RAW BLANK 0.20...	2.51e4	87.7	NO
5	5 13C9-PFNA	1803156-11 WELL 4 RAW BLANK 0.20...	1.62e4	82.5	NO
6	6 13C4-PFOS	1803156-11 WELL 4 RAW BLANK 0.20...	2.91e3	99.7	NO
7	7 13C6-PFDA	1803156-11 WELL 4 RAW BLANK 0.20...	1.91e4	95.1	NO
8	8 13C7-PFUdA	1803156-11 WELL 4 RAW BLANK 0.20...	2.45e4	99.6	NO

Name: 181016M1_41, Date: 16-Oct-2018, Time: 18:14:54, ID: 1803156-12 WELL 8 RAW BLANK 0.22476, Description: WELL 8 RAW BLANK

	# Name	ID	Area	%Rec	Area Out
1	1 13C4-PFBA	1803156-12 WELL 8 RAW BLANK 0.22...	1.08e4	139.8	NO
2	2 13C5-PFHxA	1803156-12 WELL 8 RAW BLANK 0.22...	1.83e4	87.8	NO
3	3 13C3-PFHxS	1803156-12 WELL 8 RAW BLANK 0.22...	3.18e3	110.2	NO
4	4 13C8-PFOA	1803156-12 WELL 8 RAW BLANK 0.22...	2.85e4	99.3	NO
5	5 13C9-PFNA	1803156-12 WELL 8 RAW BLANK 0.22...	1.88e4	96.0	NO
6	6 13C4-PFOS	1803156-12 WELL 8 RAW BLANK 0.22...	2.99e3	102.7	NO
7	7 13C6-PFDA	1803156-12 WELL 8 RAW BLANK 0.22...	1.95e4	97.0	NO
8	8 13C7-PFUdA	1803156-12 WELL 8 RAW BLANK 0.22...	2.78e4	113.3	NO

Dataset: Untitled

Last Altered: Wednesday, October 17, 2018 10:48:12 Pacific Daylight Time

Printed: Wednesday, October 17, 2018 10:48:17 Pacific Daylight Time

Name: 181016M1_42, Date: 16-Oct-2018, Time: 18:25:27, ID: 1803156-13 WELL 3 RAW BLANK 0.22389, Description: WELL 3 RAW BLANK

	# Name	ID	Area	%Rec	Area Out
1	1 13C4-PFBA	1803156-13 WELL 3 RAW BLANK 0.22...	1.03e4	133.1	NO
2	2 13C5-PFHxA	1803156-13 WELL 3 RAW BLANK 0.22...	1.77e4	84.9	NO
3	3 13C3-PFHxS	1803156-13 WELL 3 RAW BLANK 0.22...	2.88e3	99.7	NO
4	4 13C8-PFOA	1803156-13 WELL 3 RAW BLANK 0.22...	2.72e4	94.8	NO
5	5 13C9-PFNA	1803156-13 WELL 3 RAW BLANK 0.22...	1.77e4	90.2	NO
6	6 13C4-PFOS	1803156-13 WELL 3 RAW BLANK 0.22...	2.91e3	99.9	NO
7	7 13C6-PFDA	1803156-13 WELL 3 RAW BLANK 0.22...	2.00e4	99.2	NO
8	8 13C7-PFUDa	1803156-13 WELL 3 RAW BLANK 0.22...	2.58e4	105.0	NO

Name: 181016M1_43, Date: 16-Oct-2018, Time: 18:36:05, ID: 1803156-14 GREENFIELDS FIRE HOUSE BLANK 0.23195, Description: GREENFIELDS FIRE HOUSE BLANK

	# Name	ID	Area	%Rec	Area Out
1	1 13C4-PFBA	1803156-14 GREENFIELDS FIRE HOU...	1.14e4	148.5	NO
2	2 13C5-PFHxA	1803156-14 GREENFIELDS FIRE HOU...	1.98e4	95.2	NO
3	3 13C3-PFHxS	1803156-14 GREENFIELDS FIRE HOU...	3.12e3	108.2	NO
4	4 13C8-PFOA	1803156-14 GREENFIELDS FIRE HOU...	3.04e4	106.0	NO
5	5 13C9-PFNA	1803156-14 GREENFIELDS FIRE HOU...	1.96e4	100.2	NO
6	6 13C4-PFOS	1803156-14 GREENFIELDS FIRE HOU...	3.11e3	106.8	NO
7	7 13C6-PFDA	1803156-14 GREENFIELDS FIRE HOU...	2.25e4	112.0	NO
8	8 13C7-PFUDa	1803156-14 GREENFIELDS FIRE HOU...	2.82e4	114.7	NO

Name: 181016M1_44, Date: 16-Oct-2018, Time: 18:46:43, ID: 1803156-15 WELL 5 RAW BLANK 0.24085, Description: WELL 5 RAW BLANK

	# Name	ID	Area	%Rec	Area Out
1	1 13C4-PFBA	1803156-15 WELL 5 RAW BLANK 0.24...	1.10e4	143.2	NO
2	2 13C5-PFHxA	1803156-15 WELL 5 RAW BLANK 0.24...	1.91e4	91.7	NO
3	3 13C3-PFHxS	1803156-15 WELL 5 RAW BLANK 0.24...	3.03e3	104.9	NO
4	4 13C8-PFOA	1803156-15 WELL 5 RAW BLANK 0.24...	2.81e4	98.1	NO
5	5 13C9-PFNA	1803156-15 WELL 5 RAW BLANK 0.24...	1.86e4	94.7	NO
6	6 13C4-PFOS	1803156-15 WELL 5 RAW BLANK 0.24...	2.88e3	98.7	NO
7	7 13C6-PFDA	1803156-15 WELL 5 RAW BLANK 0.24...	2.07e4	102.7	NO
8	8 13C7-PFUDa	1803156-15 WELL 5 RAW BLANK 0.24...	2.70e4	109.8	NO

Name: 181016M1_45, Date: 16-Oct-2018, Time: 18:57:16, ID: 1803156-16 WELL 6 RAW BLANK 0.24088, Description: WELL 6 RAW BLANK

	# Name	ID	Area	%Rec	Area Out
1	1 13C4-PFBA	1803156-16 WELL 6 RAW BLANK 0.24...	1.10e4	142.4	NO
2	2 13C5-PFHxA	1803156-16 WELL 6 RAW BLANK 0.24...	1.89e4	90.5	NO
3	3 13C3-PFHxS	1803156-16 WELL 6 RAW BLANK 0.24...	2.93e3	101.5	NO
4	4 13C8-PFOA	1803156-16 WELL 6 RAW BLANK 0.24...	2.81e4	98.2	NO
5	5 13C9-PFNA	1803156-16 WELL 6 RAW BLANK 0.24...	1.85e4	94.5	NO
6	6 13C4-PFOS	1803156-16 WELL 6 RAW BLANK 0.24...	2.92e3	100.2	NO
7	7 13C6-PFDA	1803156-16 WELL 6 RAW BLANK 0.24...	2.09e4	103.9	NO
8	8 13C7-PFUDa	1803156-16 WELL 6 RAW BLANK 0.24...	2.66e4	108.1	NO

Dataset: Untitled

Last Altered: Wednesday, October 17, 2018 10:48:12 Pacific Daylight Time
Printed: Wednesday, October 17, 2018 10:48:17 Pacific Daylight Time

Name: 181016M1_46, Date: 16-Oct-2018, Time: 19:07:55, ID: IPA, Description: IPA

	# Name	ID	Area	%Rec	Area Out
1	1 13C4-PFBA	IPA			NO
2	2 13C5-PFHxA	IPA			NO
3	3 13C3-PFHxS	IPA			NO
4	4 13C8-PFOA	IPA			NO
5	5 13C9-PFNA	IPA			NO
6	6 13C4-PFOS	IPA			NO
7	7 13C6-PFDA	IPA			NO
8	8 13C7-PFUDa	IPA			NO

Name: 181016M1_47, Date: 16-Oct-2018, Time: 19:18:28, ID: ST181016M1-4 PFC CS3 18J0806, Description: PFC CS3 18J0806

	# Name	ID	Area	%Rec	Area Out
1	1 13C4-PFBA	ST181016M1-4 PFC CS3 18J0806	9.44e3	122.5	NO
2	2 13C5-PFHxA	ST181016M1-4 PFC CS3 18J0806	2.67e4	128.1	NO
3	3 13C3-PFHxS	ST181016M1-4 PFC CS3 18J0806	3.80e3	131.5	NO
4	4 13C8-PFOA	ST181016M1-4 PFC CS3 18J0806	3.72e4	129.8	NO
5	5 13C9-PFNA	ST181016M1-4 PFC CS3 18J0806	2.53e4	129.1	NO
6	6 13C4-PFOS	ST181016M1-4 PFC CS3 18J0806	3.84e3	131.8	NO
7	7 13C6-PFDA	ST181016M1-4 PFC CS3 18J0806	2.70e4	133.9	NO
8	8 13C7-PFUDa	ST181016M1-4 PFC CS3 18J0806	3.48e4	141.8	NO

Name: 181016M1_48, Date: 16-Oct-2018, Time: 19:29:07, ID: 1803156-17 WELL 7 RAW BLANK 0.24193, Description: WELL 7 RAW BLANK

	# Name	ID	Area	%Rec	Area Out
1	1 13C4-PFBA	1803156-17 WELL 7 RAW BLANK 0.24...	1.00e4	129.9	NO
2	2 13C5-PFHxA	1803156-17 WELL 7 RAW BLANK 0.24...	1.68e4	80.4	NO
3	3 13C3-PFHxS	1803156-17 WELL 7 RAW BLANK 0.24...	2.77e3	95.9	NO
4	4 13C8-PFOA	1803156-17 WELL 7 RAW BLANK 0.24...	2.52e4	87.9	NO
5	5 13C9-PFNA	1803156-17 WELL 7 RAW BLANK 0.24...	1.70e4	86.5	NO
6	6 13C4-PFOS	1803156-17 WELL 7 RAW BLANK 0.24...	2.73e3	93.7	NO
7	7 13C6-PFDA	1803156-17 WELL 7 RAW BLANK 0.24...	1.89e4	93.7	NO
8	8 13C7-PFUDa	1803156-17 WELL 7 RAW BLANK 0.24...	2.49e4	101.5	NO

Name: 181016M1_49, Date: 16-Oct-2018, Time: 19:39:40, ID: 1803156-18 COLONIAL MANOR FIRE HOUSE BLNK 0.22655, Description: COLONIAL MANOR FIRE HOUSE BLNK

	# Name	ID	Area	%Rec	Area Out
1	1 13C4-PFBA	1803156-18 COLONIAL MANOR FIRE ...	1.03e4	133.3	NO
2	2 13C5-PFHxA	1803156-18 COLONIAL MANOR FIRE ...	1.80e4	86.6	NO
3	3 13C3-PFHxS	1803156-18 COLONIAL MANOR FIRE ...	2.87e3	99.5	NO
4	4 13C8-PFOA	1803156-18 COLONIAL MANOR FIRE ...	2.72e4	95.0	NO
5	5 13C9-PFNA	1803156-18 COLONIAL MANOR FIRE ...	1.82e4	93.0	NO
6	6 13C4-PFOS	1803156-18 COLONIAL MANOR FIRE ...	2.89e3	99.1	NO
7	7 13C6-PFDA	1803156-18 COLONIAL MANOR FIRE ...	2.02e4	100.4	NO
8	8 13C7-PFUDa	1803156-18 COLONIAL MANOR FIRE ...	2.65e4	108.0	NO

Dataset: Untitled

Last Altered: Wednesday, October 17, 2018 10:48:12 Pacific Daylight Time
Printed: Wednesday, October 17, 2018 10:48:17 Pacific Daylight Time

Name: 181016M1_50, Date: 16-Oct-2018, Time: 19:50:18, ID: B8J0058-BS1 OPR 0.125, Description: OPR

#	Name	ID	Area	%Rec	Area Out
1	1 13C4-PFBA	B8J0058-BS1 OPR 0.125	9.56e3	124.0	NO
2	2 13C5-PFHxA	B8J0058-BS1 OPR 0.125	1.64e4	78.5	NO
3	3 13C3-PFHxS	B8J0058-BS1 OPR 0.125	2.60e3	90.2	NO
4	4 13C8-PFOA	B8J0058-BS1 OPR 0.125	2.49e4	87.1	NO
5	5 13C9-PFNA	B8J0058-BS1 OPR 0.125	1.64e4	83.7	NO
6	6 13C4-PFOS	B8J0058-BS1 OPR 0.125	2.66e3	91.2	NO
7	7 13C6-PFDA	B8J0058-BS1 OPR 0.125	1.82e4	90.6	NO
8	8 13C7-PFUDa	B8J0058-BS1 OPR 0.125	2.30e4	93.5	NO

Name: 181016M1_51, Date: 16-Oct-2018, Time: 20:00:51, ID: B8J0058-BLK1 Method Blank 0.125, Description: Method Blank

#	Name	ID	Area	%Rec	Area Out
1	1 13C4-PFBA	B8J0058-BLK1 Method Blank 0.125	1.18e4	153.0	YES
2	2 13C5-PFHxA	B8J0058-BLK1 Method Blank 0.125	1.96e4	94.2	NO
3	3 13C3-PFHxS	B8J0058-BLK1 Method Blank 0.125	3.04e3	105.4	NO
4	4 13C8-PFOA	B8J0058-BLK1 Method Blank 0.125	2.85e4	99.4	NO
5	5 13C9-PFNA	B8J0058-BLK1 Method Blank 0.125	1.91e4	97.6	NO
6	6 13C4-PFOS	B8J0058-BLK1 Method Blank 0.125	2.99e3	102.6	NO
7	7 13C6-PFDA	B8J0058-BLK1 Method Blank 0.125	1.98e4	98.6	NO
8	8 13C7-PFUDa	B8J0058-BLK1 Method Blank 0.125	2.46e4	100.1	NO

Name: 181016M1_52, Date: 16-Oct-2018, Time: 20:11:30, ID: B8J0058-MS1 Matrix Spike 0.11889, Description: Matrix Spike

#	Name	ID	Area	%Rec	Area Out
1	1 13C4-PFBA	B8J0058-MS1 Matrix Spike 0.11889	1.15e4	148.7	NO
2	2 13C5-PFHxA	B8J0058-MS1 Matrix Spike 0.11889	1.92e4	92.0	NO
3	3 13C3-PFHxS	B8J0058-MS1 Matrix Spike 0.11889	2.69e3	93.1	NO
4	4 13C8-PFOA	B8J0058-MS1 Matrix Spike 0.11889	2.76e4	96.3	NO
5	5 13C9-PFNA	B8J0058-MS1 Matrix Spike 0.11889	1.80e4	92.0	NO
6	6 13C4-PFOS	B8J0058-MS1 Matrix Spike 0.11889	2.76e3	94.6	NO
7	7 13C6-PFDA	B8J0058-MS1 Matrix Spike 0.11889	2.02e4	100.4	NO
8	8 13C7-PFUDa	B8J0058-MS1 Matrix Spike 0.11889	2.67e4	108.6	NO

Name: 181016M1_53, Date: 16-Oct-2018, Time: 20:22:02, ID: B8J0058-MSD1 Matrix Spike Dup 0.12005, Description: Matrix Spike Dup

#	Name	ID	Area	%Rec	Area Out
1	1 13C4-PFBA	B8J0058-MSD1 Matrix Spike Dup 0.12005	1.04e4	134.8	NO
2	2 13C5-PFHxA	B8J0058-MSD1 Matrix Spike Dup 0.12005	1.72e4	82.6	NO
3	3 13C3-PFHxS	B8J0058-MSD1 Matrix Spike Dup 0.12005	2.59e3	89.9	NO
4	4 13C8-PFOA	B8J0058-MSD1 Matrix Spike Dup 0.12005	2.49e4	86.8	NO
5	5 13C9-PFNA	B8J0058-MSD1 Matrix Spike Dup 0.12005	1.65e4	84.2	NO
6	6 13C4-PFOS	B8J0058-MSD1 Matrix Spike Dup 0.12005	2.62e3	89.9	NO
7	7 13C6-PFDA	B8J0058-MSD1 Matrix Spike Dup 0.12005	1.79e4	88.9	NO
8	8 13C7-PFUDa	B8J0058-MSD1 Matrix Spike Dup 0.12005	2.34e4	95.1	NO

Dataset: Untitled

Last Altered: Wednesday, October 17, 2018 10:48:12 Pacific Daylight Time
Printed: Wednesday, October 17, 2018 10:48:17 Pacific Daylight Time

Name: 181016M1_54, Date: 16-Oct-2018, Time: 20:32:40, ID: 1803207-01 18Q3SS035-SW1201-SW-0 0.11588, Description: 18Q3SS035-SW1201-SW-0

	# Name	ID	Area	%Rec	Area Out
1	1 13C4-PFBA	1803207-01 18Q3SS035-SW1201-SW-...	8.54e3	110.9	NO
2	2 13C5-PFHxA	1803207-01 18Q3SS035-SW1201-SW-...	1.50e4	71.8	NO
3	3 13C3-PFHxS	1803207-01 18Q3SS035-SW1201-SW-...	2.68e3	92.7	NO
4	4 13C8-PFOA	1803207-01 18Q3SS035-SW1201-SW-...	2.09e4	72.9	NO
5	5 13C9-PFNA	1803207-01 18Q3SS035-SW1201-SW-...	1.46e4	74.7	NO
6	6 13C4-PFOS	1803207-01 18Q3SS035-SW1201-SW-...	2.71e3	92.9	NO
7	7 13C6-PFDA	1803207-01 18Q3SS035-SW1201-SW-...	1.71e4	84.8	NO
8	8 13C7-PFUDa	1803207-01 18Q3SS035-SW1201-SW-...	2.21e4	90.0	NO

Name: 181016M1_55, Date: 16-Oct-2018, Time: 20:43:13, ID: 1803213-01 CASTLE-OU2-EF02-181001 0.11747, Description: CASTLE-OU2-EF02-181001

	# Name	ID	Area	%Rec	Area Out
1	1 13C4-PFBA	1803213-01 CASTLE-OU2-EF02-18100...	9.54e3	123.8	NO
2	2 13C5-PFHxA	1803213-01 CASTLE-OU2-EF02-18100...	1.61e4	77.1	NO
3	3 13C3-PFHxS	1803213-01 CASTLE-OU2-EF02-18100...	2.74e3	94.8	NO
4	4 13C8-PFOA	1803213-01 CASTLE-OU2-EF02-18100...	2.25e4	78.7	NO
5	5 13C9-PFNA	1803213-01 CASTLE-OU2-EF02-18100...	1.34e4	68.1	NO
6	6 13C4-PFOS	1803213-01 CASTLE-OU2-EF02-18100...	2.68e3	92.0	NO
7	7 13C6-PFDA	1803213-01 CASTLE-OU2-EF02-18100...	1.53e4	75.9	NO
8	8 13C7-PFUDa	1803213-01 CASTLE-OU2-EF02-18100...	1.94e4	78.9	NO

Name: 181016M1_56, Date: 16-Oct-2018, Time: 20:53:52, ID: 1803213-02 CASTLE-OU2-EF02-181001-FD 0.12007, Description: CASTLE-OU2-EF02-181001-FD

	# Name	ID	Area	%Rec	Area Out
1	1 13C4-PFBA	1803213-02 CASTLE-OU2-EF02-18100...	1.09e4	141.2	NO
2	2 13C5-PFHxA	1803213-02 CASTLE-OU2-EF02-18100...	1.82e4	87.5	NO
3	3 13C3-PFHxS	1803213-02 CASTLE-OU2-EF02-18100...	2.91e3	100.6	NO
4	4 13C8-PFOA	1803213-02 CASTLE-OU2-EF02-18100...	2.69e4	93.9	NO
5	5 13C9-PFNA	1803213-02 CASTLE-OU2-EF02-18100...	1.80e4	91.9	NO
6	6 13C4-PFOS	1803213-02 CASTLE-OU2-EF02-18100...	2.95e3	101.2	NO
7	7 13C6-PFDA	1803213-02 CASTLE-OU2-EF02-18100...	1.99e4	99.0	NO
8	8 13C7-PFUDa	1803213-02 CASTLE-OU2-EF02-18100...	2.55e4	103.8	NO

Name: 181016M1_57, Date: 16-Oct-2018, Time: 21:04:24, ID: 1803213-03 CASTLE-OU2-IN01-181001 0.11893, Description: CASTLE-OU2-IN01-181001

	# Name	ID	Area	%Rec	Area Out
1	1 13C4-PFBA	1803213-03 CASTLE-OU2-IN01-18100...	1.04e4	135.5	NO
2	2 13C5-PFHxA	1803213-03 CASTLE-OU2-IN01-18100...	1.72e4	82.6	NO
3	3 13C3-PFHxS	1803213-03 CASTLE-OU2-IN01-18100...	2.55e3	88.3	NO
4	4 13C8-PFOA	1803213-03 CASTLE-OU2-IN01-18100...	2.47e4	86.1	NO
5	5 13C9-PFNA	1803213-03 CASTLE-OU2-IN01-18100...	1.67e4	85.1	NO
6	6 13C4-PFOS	1803213-03 CASTLE-OU2-IN01-18100...	2.51e3	86.2	NO
7	7 13C6-PFDA	1803213-03 CASTLE-OU2-IN01-18100...	1.68e4	83.3	NO
8	8 13C7-PFUDa	1803213-03 CASTLE-OU2-IN01-18100...	2.20e4	89.4	NO

Dataset: Untitled

Last Altered: Wednesday, October 17, 2018 10:48:12 Pacific Daylight Time
Printed: Wednesday, October 17, 2018 10:48:17 Pacific Daylight Time

Name: 181016M1_58, Date: 16-Oct-2018, Time: 21:15:03, ID: 1803213-04 CASTLE-P3-EF02-181001 0.12019, Description: CASTLE-P3-EF02-181001

	# Name	ID	Area	%Rec	Area Out
1	1 13C4-PFBA	1803213-04 CASTLE-P3-EF02-181001 ...	1.00e4	129.9	NO
2	2 13C5-PFHxA	1803213-04 CASTLE-P3-EF02-181001 ...	1.68e4	80.8	NO
3	3 13C3-PFHxS	1803213-04 CASTLE-P3-EF02-181001 ...	2.40e3	83.2	NO
4	4 13C8-PFOA	1803213-04 CASTLE-P3-EF02-181001 ...	2.46e4	86.0	NO
5	5 13C9-PFNA	1803213-04 CASTLE-P3-EF02-181001 ...	1.58e4	80.5	NO
6	6 13C4-PFOS	1803213-04 CASTLE-P3-EF02-181001 ...	2.42e3	82.9	NO
7	7 13C6-PFDA	1803213-04 CASTLE-P3-EF02-181001 ...	1.76e4	87.4	NO
8	8 13C7-PFUDa	1803213-04 CASTLE-P3-EF02-181001 ...	2.19e4	89.2	NO

Name: 181016M1_59, Date: 16-Oct-2018, Time: 21:25:41, ID: 1803213-05 CASTLE-P3-IN01-181001 0.11693, Description: CASTLE-P3-IN01-181001

	# Name	ID	Area	%Rec	Area Out
1	1 13C4-PFBA	1803213-05 CASTLE-P3-IN01-181001 ...	1.09e4	141.9	NO
2	2 13C5-PFHxA	1803213-05 CASTLE-P3-IN01-181001 ...	1.83e4	87.8	NO
3	3 13C3-PFHxS	1803213-05 CASTLE-P3-IN01-181001 ...	2.74e3	95.0	NO
4	4 13C8-PFOA	1803213-05 CASTLE-P3-IN01-181001 ...	2.71e4	94.8	NO
5	5 13C9-PFNA	1803213-05 CASTLE-P3-IN01-181001 ...	1.73e4	88.3	NO
6	6 13C4-PFOS	1803213-05 CASTLE-P3-IN01-181001 ...	2.89e3	99.1	NO
7	7 13C6-PFDA	1803213-05 CASTLE-P3-IN01-181001 ...	1.90e4	94.2	NO
8	8 13C7-PFUDa	1803213-05 CASTLE-P3-IN01-181001 ...	2.45e4	99.8	NO

Name: 181016M1_60, Date: 16-Oct-2018, Time: 21:36:13, ID: 1803227-01 06302720002600_092718 0.12138, Description: 06302720002600_092718

	# Name	ID	Area	%Rec	Area Out
1	1 13C4-PFBA	1803227-01 06302720002600_092718 ...	1.04e4	134.8	NO
2	2 13C5-PFHxA	1803227-01 06302720002600_092718 ...	1.81e4	87.0	NO
3	3 13C3-PFHxS	1803227-01 06302720002600_092718 ...	2.69e3	93.2	NO
4	4 13C8-PFOA	1803227-01 06302720002600_092718 ...	2.62e4	91.4	NO
5	5 13C9-PFNA	1803227-01 06302720002600_092718 ...	1.69e4	85.9	NO
6	6 13C4-PFOS	1803227-01 06302720002600_092718 ...	2.75e3	94.4	NO
7	7 13C6-PFDA	1803227-01 06302720002600_092718 ...	1.78e4	88.4	NO
8	8 13C7-PFUDa	1803227-01 06302720002600_092718 ...	2.40e4	97.7	NO

Name: 181016M1_61, Date: 16-Oct-2018, Time: 21:46:52, ID: 1803227-02 06302720003000_092918 0.12022, Description: 06302720003000_092918

	# Name	ID	Area	%Rec	Area Out
1	1 13C4-PFBA	1803227-02 06302720003000_092918 ...	1.14e4	148.1	NO
2	2 13C5-PFHxA	1803227-02 06302720003000_092918 ...	1.98e4	94.9	NO
3	3 13C3-PFHxS	1803227-02 06302720003000_092918 ...	3.01e3	104.2	NO
4	4 13C8-PFOA	1803227-02 06302720003000_092918 ...	2.93e4	102.3	NO
5	5 13C9-PFNA	1803227-02 06302720003000_092918 ...	1.80e4	91.7	NO
6	6 13C4-PFOS	1803227-02 06302720003000_092918 ...	3.14e3	107.7	NO
7	7 13C6-PFDA	1803227-02 06302720003000_092918 ...	1.98e4	98.4	NO
8	8 13C7-PFUDa	1803227-02 06302720003000_092918 ...	2.65e4	107.9	NO

Dataset: Untitled

Last Altered: Wednesday, October 17, 2018 10:48:12 Pacific Daylight Time
Printed: Wednesday, October 17, 2018 10:48:17 Pacific Daylight Time

Name: 181016M1_62, Date: 16-Oct-2018, Time: 21:57:25, ID: IPA, Description: IPA

	# Name	ID	Area	%Rec	Area Out
1	1 13C4-PFBA	IPA			NO
2	2 13C5-PFHxA	IPA			NO
3	3 13C3-PFHxS	IPA			NO
4	4 13C8-PFOA	IPA	6.63e0	0.0	YES
5	5 13C9-PFNA	IPA			NO
6	6 13C4-PFOS	IPA			NO
7	7 13C6-PFDA	IPA			NO
8	8 13C7-PFUdA	IPA			NO

Name: 181016M1_63, Date: 16-Oct-2018, Time: 22:08:03, ID: ST181016M1-5 PFC CS3 18J0806, Description: PFC CS3 18J0806

	# Name	ID	Area	%Rec	Area Out
1	1 13C4-PFBA	ST181016M1-5 PFC CS3 18J0806	9.72e3	126.2	NO
2	2 13C5-PFHxA	ST181016M1-5 PFC CS3 18J0806	2.72e4	130.6	NO
3	3 13C3-PFHxS	ST181016M1-5 PFC CS3 18J0806	4.11e3	142.4	NO
4	4 13C8-PFOA	ST181016M1-5 PFC CS3 18J0806	3.68e4	128.6	NO
5	5 13C9-PFNA	ST181016M1-5 PFC CS3 18J0806	2.62e4	133.6	NO
6	6 13C4-PFOS	ST181016M1-5 PFC CS3 18J0806	3.93e3	134.9	NO
7	7 13C6-PFDA	ST181016M1-5 PFC CS3 18J0806	2.83e4	140.8	NO
8	8 13C7-PFUdA	ST181016M1-5 PFC CS3 18J0806	3.57e4	145.1	NO

Name: 181016M1_64, Date: 16-Oct-2018, Time: 22:18:41, ID: ST181016M1-6 PFC CS0 18J0803, Description: PFC CS0 18J0803

	# Name	ID	Area	%Rec	Area Out
1	1 13C4-PFBA	ST181016M1-6 PFC CS0 18J0803	8.24e3	107.0	NO
2	2 13C5-PFHxA	ST181016M1-6 PFC CS0 18J0803	2.28e4	109.5	NO
3	3 13C3-PFHxS	ST181016M1-6 PFC CS0 18J0803	3.33e3	115.2	NO
4	4 13C8-PFOA	ST181016M1-6 PFC CS0 18J0803	3.25e4	113.5	NO
5	5 13C9-PFNA	ST181016M1-6 PFC CS0 18J0803	2.17e4	110.7	NO
6	6 13C4-PFOS	ST181016M1-6 PFC CS0 18J0803	3.29e3	112.8	NO
7	7 13C6-PFDA	ST181016M1-6 PFC CS0 18J0803	2.32e4	115.1	NO
8	8 13C7-PFUdA	ST181016M1-6 PFC CS0 18J0803	2.89e4	117.7	NO

Name: 181016M1_65, Date: 16-Oct-2018, Time: 22:29:14, ID: 1803241-01 REEPDW1324 0.12094, Description: REEPDW1324

	# Name	ID	Area	%Rec	Area Out
1	1 13C4-PFBA	1803241-01 REEPDW1324 0.12094	1.15e4	149.7	NO
2	2 13C5-PFHxA	1803241-01 REEPDW1324 0.12094	2.08e4	99.6	NO
3	3 13C3-PFHxS	1803241-01 REEPDW1324 0.12094	3.05e3	105.6	NO
4	4 13C8-PFOA	1803241-01 REEPDW1324 0.12094	2.98e4	104.1	NO
5	5 13C9-PFNA	1803241-01 REEPDW1324 0.12094	1.73e4	88.2	NO
6	6 13C4-PFOS	1803241-01 REEPDW1324 0.12094	3.19e3	109.4	NO
7	7 13C6-PFDA	1803241-01 REEPDW1324 0.12094	2.03e4	100.9	NO
8	8 13C7-PFUdA	1803241-01 REEPDW1324 0.12094	2.64e4	107.3	NO

Dataset: Untitled

Last Altered: Wednesday, October 17, 2018 10:48:12 Pacific Daylight Time
Printed: Wednesday, October 17, 2018 10:48:17 Pacific Daylight Time

Name: 181016M1_66, Date: 16-Oct-2018, Time: 22:39:52, ID: 1803241-02 REEPDW1331 0.12086, Description: REEPDW1331

	# Name	ID	Area	%Rec	Area Out
1	1 13C4-PFBA	1803241-02 REEPDW1331 0.12086	7.52e3	97.7	NO
2	2 13C5-PFHxA	1803241-02 REEPDW1331 0.12086	1.14e4	54.6	NO
3	3 13C3-PFHxS	1803241-02 REEPDW1331 0.12086	3.14e3	108.9	NO
4	4 13C8-PFOA	1803241-02 REEPDW1331 0.12086	1.74e4	60.6	NO
5	5 13C9-PFNA	1803241-02 REEPDW1331 0.12086	1.17e4	59.7	NO
6	6 13C4-PFOS	1803241-02 REEPDW1331 0.12086	3.17e3	108.7	NO
7	7 13C6-PFDA	1803241-02 REEPDW1331 0.12086	1.37e4	68.0	NO
8	8 13C7-PFUDa	1803241-02 REEPDW1331 0.12086	1.82e4	74.0	NO

Name: 181016M1_67, Date: 16-Oct-2018, Time: 22:50:30, ID: 1803241-03 REEPDW1325 0.12024, Description: REEPDW1325

	# Name	ID	Area	%Rec	Area Out
1	1 13C4-PFBA	1803241-03 REEPDW1325 0.12024	7.07e3	91.7	NO
2	2 13C5-PFHxA	1803241-03 REEPDW1325 0.12024	1.09e4	52.2	NO
3	3 13C3-PFHxS	1803241-03 REEPDW1325 0.12024	2.84e3	98.4	NO
4	4 13C8-PFOA	1803241-03 REEPDW1325 0.12024	1.66e4	58.0	NO
5	5 13C9-PFNA	1803241-03 REEPDW1325 0.12024	1.10e4	55.9	NO
6	6 13C4-PFOS	1803241-03 REEPDW1325 0.12024	2.81e3	96.4	NO
7	7 13C6-PFDA	1803241-03 REEPDW1325 0.12024	1.22e4	60.6	NO
8	8 13C7-PFUDa	1803241-03 REEPDW1325 0.12024	1.72e4	70.0	NO

Name: 181016M1_68, Date: 16-Oct-2018, Time: 23:01:03, ID: 1803241-04 REEPDW1326 0.11896, Description: REEPDW1326

	# Name	ID	Area	%Rec	Area Out
1	1 13C4-PFBA	1803241-04 REEPDW1326 0.11896	1.00e4	130.0	NO
2	2 13C5-PFHxA	1803241-04 REEPDW1326 0.11896	1.70e4	81.8	NO
3	3 13C3-PFHxS	1803241-04 REEPDW1326 0.11896	2.71e3	93.9	NO
4	4 13C8-PFOA	1803241-04 REEPDW1326 0.11896	2.36e4	82.5	NO
5	5 13C9-PFNA	1803241-04 REEPDW1326 0.11896	1.62e4	82.8	NO
6	6 13C4-PFOS	1803241-04 REEPDW1326 0.11896	2.55e3	87.5	NO
7	7 13C6-PFDA	1803241-04 REEPDW1326 0.11896	1.76e4	87.5	NO
8	8 13C7-PFUDa	1803241-04 REEPDW1326 0.11896	2.15e4	87.5	NO

Name: 181016M1_69, Date: 16-Oct-2018, Time: 23:11:42, ID: 1803241-05 REEPDW1323 0.12176, Description: REEPDW1323

	# Name	ID	Area	%Rec	Area Out
1	1 13C4-PFBA	1803241-05 REEPDW1323 0.12176	1.15e4	148.9	NO
2	2 13C5-PFHxA	1803241-05 REEPDW1323 0.12176	2.00e4	95.8	NO
3	3 13C3-PFHxS	1803241-05 REEPDW1323 0.12176	3.35e3	116.0	NO
4	4 13C8-PFOA	1803241-05 REEPDW1323 0.12176	2.83e4	99.0	NO
5	5 13C9-PFNA	1803241-05 REEPDW1323 0.12176	1.79e4	91.4	NO
6	6 13C4-PFOS	1803241-05 REEPDW1323 0.12176	3.19e3	109.3	NO
7	7 13C6-PFDA	1803241-05 REEPDW1323 0.12176	2.06e4	102.5	NO
8	8 13C7-PFUDa	1803241-05 REEPDW1323 0.12176	2.66e4	108.2	NO

Dataset: Untitled

Last Altered: Wednesday, October 17, 2018 10:48:12 Pacific Daylight Time
Printed: Wednesday, October 17, 2018 10:48:17 Pacific Daylight Time

Name: 181016M1_70, Date: 16-Oct-2018, Time: 23:22:20, ID: 1803243-01 REEPDW1324FRB 0.11927, Description: REEPDW1324FRB

	# Name	ID	Area	%Rec	Area Out
1	1 13C4-PFBA	1803243-01 REEPDW1324FRB 0.11927	1.26e4	163.2	YES
2	2 13C5-PFHxA	1803243-01 REEPDW1324FRB 0.11927	2.14e4	102.5	NO
3	3 13C3-PFHxS	1803243-01 REEPDW1324FRB 0.11927	3.05e3	105.7	NO
4	4 13C8-PFOA	1803243-01 REEPDW1324FRB 0.11927	2.95e4	102.8	NO
5	5 13C9-PFNA	1803243-01 REEPDW1324FRB 0.11927	2.07e4	105.4	NO
6	6 13C4-PFOS	1803243-01 REEPDW1324FRB 0.11927	2.93e3	100.4	NO
7	7 13C6-PFDA	1803243-01 REEPDW1324FRB 0.11927	2.11e4	104.7	NO
8	8 13C7-PFUDa	1803243-01 REEPDW1324FRB 0.11927	2.71e4	110.2	NO

Name: 181016M1_71, Date: 16-Oct-2018, Time: 23:32:53, ID: 1803243-02 REEPDW1331FRB 0.1185, Description: REEPDW1331FRB

	# Name	ID	Area	%Rec	Area Out
1	1 13C4-PFBA	1803243-02 REEPDW1331FRB 0.1185	1.15e4	148.7	NO
2	2 13C5-PFHxA	1803243-02 REEPDW1331FRB 0.1185	1.98e4	95.0	NO
3	3 13C3-PFHxS	1803243-02 REEPDW1331FRB 0.1185	2.88e3	99.7	NO
4	4 13C8-PFOA	1803243-02 REEPDW1331FRB 0.1185	2.79e4	97.4	NO
5	5 13C9-PFNA	1803243-02 REEPDW1331FRB 0.1185	1.91e4	97.2	NO
6	6 13C4-PFOS	1803243-02 REEPDW1331FRB 0.1185	2.88e3	98.8	NO
7	7 13C6-PFDA	1803243-02 REEPDW1331FRB 0.1185	1.97e4	97.8	NO
8	8 13C7-PFUDa	1803243-02 REEPDW1331FRB 0.1185	2.58e4	105.0	NO

Name: 181016M1_72, Date: 16-Oct-2018, Time: 23:43:31, ID: 1803243-03 REEPDW1325FRB 0.12034, Description: REEPDW1325FRB

	# Name	ID	Area	%Rec	Area Out
1	1 13C4-PFBA	1803243-03 REEPDW1325FRB 0.12034	1.35e4	175.1	YES
2	2 13C5-PFHxA	1803243-03 REEPDW1325FRB 0.12034	2.19e4	105.0	NO
3	3 13C3-PFHxS	1803243-03 REEPDW1325FRB 0.12034	3.32e3	114.9	NO
4	4 13C8-PFOA	1803243-03 REEPDW1325FRB 0.12034	3.24e4	113.2	NO
5	5 13C9-PFNA	1803243-03 REEPDW1325FRB 0.12034	2.10e4	107.1	NO
6	6 13C4-PFOS	1803243-03 REEPDW1325FRB 0.12034	3.36e3	115.1	NO
7	7 13C6-PFDA	1803243-03 REEPDW1325FRB 0.12034	2.13e4	105.6	NO
8	8 13C7-PFUDa	1803243-03 REEPDW1325FRB 0.12034	2.93e4	119.3	NO

Name: 181016M1_73, Date: 16-Oct-2018, Time: 23:54:05, ID: 1803243-04 REEPDW1326FRB 0.12138, Description: REEPDW1326FRB

	# Name	ID	Area	%Rec	Area Out
1	1 13C4-PFBA	1803243-04 REEPDW1326FRB 0.12138	1.13e4	146.9	NO
2	2 13C5-PFHxA	1803243-04 REEPDW1326FRB 0.12138	2.01e4	96.3	NO
3	3 13C3-PFHxS	1803243-04 REEPDW1326FRB 0.12138	3.43e3	118.7	NO
4	4 13C8-PFOA	1803243-04 REEPDW1326FRB 0.12138	3.11e4	108.7	NO
5	5 13C9-PFNA	1803243-04 REEPDW1326FRB 0.12138	2.12e4	107.9	NO
6	6 13C4-PFOS	1803243-04 REEPDW1326FRB 0.12138	3.49e3	119.8	NO
7	7 13C6-PFDA	1803243-04 REEPDW1326FRB 0.12138	2.13e4	105.9	NO
8	8 13C7-PFUDa	1803243-04 REEPDW1326FRB 0.12138	2.78e4	113.3	NO

Dataset: Untitled

Last Altered: Wednesday, October 17, 2018 10:48:12 Pacific Daylight Time
Printed: Wednesday, October 17, 2018 10:48:17 Pacific Daylight Time

Name: 181016M1_74, Date: 17-Oct-2018, Time: 00:04:43, ID: 1803243-05 REEPDW1323FRB 0.1221, Description: REEPDW1323FRB

	# Name	ID	Area	%Rec	Area Out
1	1 13C4-PFBA	1803243-05 REEPDW1323FRB 0.1221	1.06e4	137.3	NO
2	2 13C5-PFHxA	1803243-05 REEPDW1323FRB 0.1221	1.76e4	84.3	NO
3	3 13C3-PFHxS	1803243-05 REEPDW1323FRB 0.1221	2.71e3	93.9	NO
4	4 13C8-PFOA	1803243-05 REEPDW1323FRB 0.1221	2.61e4	91.0	NO
5	5 13C9-PFNA	1803243-05 REEPDW1323FRB 0.1221	1.70e4	86.8	NO
6	6 13C4-PFOS	1803243-05 REEPDW1323FRB 0.1221	2.64e3	90.4	NO
7	7 13C6-PFDA	1803243-05 REEPDW1323FRB 0.1221	1.83e4	90.9	NO
8	8 13C7-PFUDa	1803243-05 REEPDW1323FRB 0.1221	2.36e4	96.2	NO

Name: 181016M1_75, Date: 17-Oct-2018, Time: 00:15:16, ID: B8J0057-BS1 OPR 0.125, Description: OPR

	# Name	ID	Area	%Rec	Area Out
1	1 13C4-PFBA	B8J0057-BS1 OPR 0.125	1.41e4	183.6	YES
2	2 13C5-PFHxA	B8J0057-BS1 OPR 0.125	2.43e4	116.6	NO
3	3 13C3-PFHxS	B8J0057-BS1 OPR 0.125	3.68e3	127.4	NO
4	4 13C8-PFOA	B8J0057-BS1 OPR 0.125	3.54e4	123.5	NO
5	5 13C9-PFNA	B8J0057-BS1 OPR 0.125	2.43e4	123.8	NO
6	6 13C4-PFOS	B8J0057-BS1 OPR 0.125	3.65e3	125.3	NO
7	7 13C6-PFDA	B8J0057-BS1 OPR 0.125	2.48e4	123.1	NO
8	8 13C7-PFUDa	B8J0057-BS1 OPR 0.125	3.23e4	131.3	NO

Name: 181016M1_76, Date: 17-Oct-2018, Time: 00:25:54, ID: B8J0057-BLK1 Method Blank 0.125, Description: Method Blank

	# Name	ID	Area	%Rec	Area Out
1	1 13C4-PFBA	B8J0057-BLK1 Method Blank 0.125	1.23e4	159.8	YES
2	2 13C5-PFHxA	B8J0057-BLK1 Method Blank 0.125	2.17e4	104.2	NO
3	3 13C3-PFHxS	B8J0057-BLK1 Method Blank 0.125	3.35e3	116.0	NO
4	4 13C8-PFOA	B8J0057-BLK1 Method Blank 0.125	3.13e4	109.3	NO
5	5 13C9-PFNA	B8J0057-BLK1 Method Blank 0.125	2.12e4	108.3	NO
6	6 13C4-PFOS	B8J0057-BLK1 Method Blank 0.125	3.37e3	115.5	NO
7	7 13C6-PFDA	B8J0057-BLK1 Method Blank 0.125	2.23e4	111.0	NO
8	8 13C7-PFUDa	B8J0057-BLK1 Method Blank 0.125	2.90e4	118.1	NO

Name: 181016M1_77, Date: 17-Oct-2018, Time: 00:36:27, ID: B8J0057-MS1 Matrix Spike 0.11622, Description: Matrix Spike

	# Name	ID	Area	%Rec	Area Out
1	1 13C4-PFBA	B8J0057-MS1 Matrix Spike 0.11622	1.46e4	189.7	YES
2	2 13C5-PFHxA	B8J0057-MS1 Matrix Spike 0.11622	2.51e4	120.3	NO
3	3 13C3-PFHxS	B8J0057-MS1 Matrix Spike 0.11622	3.72e3	128.9	NO
4	4 13C8-PFOA	B8J0057-MS1 Matrix Spike 0.11622	3.51e4	122.5	NO
5	5 13C9-PFNA	B8J0057-MS1 Matrix Spike 0.11622	2.37e4	120.8	NO
6	6 13C4-PFOS	B8J0057-MS1 Matrix Spike 0.11622	3.70e3	126.9	NO
7	7 13C6-PFDA	B8J0057-MS1 Matrix Spike 0.11622	2.53e4	125.5	NO
8	8 13C7-PFUDa	B8J0057-MS1 Matrix Spike 0.11622	3.38e4	137.5	NO

Dataset: Untitled

Last Altered: Wednesday, October 17, 2018 10:48:12 Pacific Daylight Time
Printed: Wednesday, October 17, 2018 10:48:17 Pacific Daylight Time

Name: 181016M1_78, Date: 17-Oct-2018, Time: 00:47:05, ID: B8J0057-MSD1 Matrix Spike Dup 0.11331, Description: Matrix Spike Dup

	# Name	ID	Area	%Rec	Area Out
1	1 13C4-PFBA	B8J0057-MSD1 Matrix Spike Dup 0.11331	1.26e4	163.6	YES
2	2 13C5-PFHxA	B8J0057-MSD1 Matrix Spike Dup 0.11331	2.15e4	103.4	NO
3	3 13C3-PFHxS	B8J0057-MSD1 Matrix Spike Dup 0.11331	3.48e3	120.4	NO
4	4 13C8-PFOA	B8J0057-MSD1 Matrix Spike Dup 0.11331	3.17e4	110.8	NO
5	5 13C9-PFNA	B8J0057-MSD1 Matrix Spike Dup 0.11331	2.18e4	111.0	NO
6	6 13C4-PFOS	B8J0057-MSD1 Matrix Spike Dup 0.11331	3.38e3	115.9	NO
7	7 13C6-PFDA	B8J0057-MSD1 Matrix Spike Dup 0.11331	2.31e4	114.5	NO
8	8 13C7-PFUDa	B8J0057-MSD1 Matrix Spike Dup 0.11331	2.93e4	119.1	NO

Name: 181016M1_79, Date: 17-Oct-2018, Time: 00:57:38, ID: B8J0057-MS2 Matrix Spike 0.11267, Description: Matrix Spike

	# Name	ID	Area	%Rec	Area Out
1	1 13C4-PFBA	B8J0057-MS2 Matrix Spike 0.11267	1.52e4	197.5	YES
2	2 13C5-PFHxA	B8J0057-MS2 Matrix Spike 0.11267	2.66e4	127.4	NO
3	3 13C3-PFHxS	B8J0057-MS2 Matrix Spike 0.11267	4.12e3	142.8	NO
4	4 13C8-PFOA	B8J0057-MS2 Matrix Spike 0.11267	3.71e4	129.4	NO
5	5 13C9-PFNA	B8J0057-MS2 Matrix Spike 0.11267	2.48e4	126.7	NO
6	6 13C4-PFOS	B8J0057-MS2 Matrix Spike 0.11267	4.10e3	140.6	NO
7	7 13C6-PFDA	B8J0057-MS2 Matrix Spike 0.11267	2.53e4	125.7	NO
8	8 13C7-PFUDa	B8J0057-MS2 Matrix Spike 0.11267	3.38e4	137.6	NO

Name: 181016M1_80, Date: 17-Oct-2018, Time: 01:08:08, ID: B8J0057-MSD2 Matrix Spike Dup 0.11266, Description: Matrix Spike Dup

	# Name	ID	Area	%Rec	Area Out
1	1 13C4-PFBA	B8J0057-MSD2 Matrix Spike Dup 0.11266	1.49e4	193.8	YES
2	2 13C5-PFHxA	B8J0057-MSD2 Matrix Spike Dup 0.11266	2.55e4	122.4	NO
3	3 13C3-PFHxS	B8J0057-MSD2 Matrix Spike Dup 0.11266	3.94e3	136.5	NO
4	4 13C8-PFOA	B8J0057-MSD2 Matrix Spike Dup 0.11266	3.48e4	121.3	NO
5	5 13C9-PFNA	B8J0057-MSD2 Matrix Spike Dup 0.11266	2.28e4	116.2	NO
6	6 13C4-PFOS	B8J0057-MSD2 Matrix Spike Dup 0.11266	3.91e3	134.0	NO
7	7 13C6-PFDA	B8J0057-MSD2 Matrix Spike Dup 0.11266	2.38e4	118.4	NO
8	8 13C7-PFUDa	B8J0057-MSD2 Matrix Spike Dup 0.11266	3.20e4	130.1	NO

Name: 181016M1_81, Date: 17-Oct-2018, Time: 01:18:46, ID: 1803231-01 OCSTR-WL01-1018 0.11422, Description: OCSTR-WL01-1018

	# Name	ID	Area	%Rec	Area Out
1	1 13C4-PFBA	1803231-01 OCSTR-WL01-1018 0.11422	1.44e4	186.5	YES
2	2 13C5-PFHxA	1803231-01 OCSTR-WL01-1018 0.11422	2.44e4	117.1	NO
3	3 13C3-PFHxS	1803231-01 OCSTR-WL01-1018 0.11422	3.80e3	131.6	NO
4	4 13C8-PFOA	1803231-01 OCSTR-WL01-1018 0.11422	3.57e4	124.6	NO
5	5 13C9-PFNA	1803231-01 OCSTR-WL01-1018 0.11422	2.44e4	124.6	NO
6	6 13C4-PFOS	1803231-01 OCSTR-WL01-1018 0.11422	3.80e3	130.5	NO
7	7 13C6-PFDA	1803231-01 OCSTR-WL01-1018 0.11422	2.59e4	128.9	NO
8	8 13C7-PFUDa	1803231-01 OCSTR-WL01-1018 0.11422	3.37e4	137.3	NO

Dataset: Untitled

Last Altered: Wednesday, October 17, 2018 10:48:12 Pacific Daylight Time
Printed: Wednesday, October 17, 2018 10:48:17 Pacific Daylight Time

Name: 181016M1_82, Date: 17-Oct-2018, Time: 01:29:19, ID: 1803231-02 OCSTR-FB01-1018 0.11586, Description: OCSTR-FB01-1018

	# Name	ID	Area	%Rec	Area Out
1	1 13C4-PFBA	1803231-02 OCSTR-FB01-1018 0.11586	1.49e4	193.5	YES
2	2 13C5-PFHxA	1803231-02 OCSTR-FB01-1018 0.11586	2.45e4	117.4	NO
3	3 13C3-PFHxS	1803231-02 OCSTR-FB01-1018 0.11586	3.82e3	132.4	NO
4	4 13C8-PFOA	1803231-02 OCSTR-FB01-1018 0.11586	3.16e4	110.4	NO
5	5 13C9-PFNA	1803231-02 OCSTR-FB01-1018 0.11586	2.15e4	109.5	NO
6	6 13C4-PFOS	1803231-02 OCSTR-FB01-1018 0.11586	3.73e3	127.8	NO
7	7 13C6-PFDA	1803231-02 OCSTR-FB01-1018 0.11586	2.24e4	111.1	NO
8	8 13C7-PFUDa	1803231-02 OCSTR-FB01-1018 0.11586	2.89e4	117.6	NO

Name: 181016M1_83, Date: 17-Oct-2018, Time: 01:39:58, ID: 1803231-03 OC-MW0SD-1018 0.1132, Description: OC-MW0SD-1018

	# Name	ID	Area	%Rec	Area Out
1	1 13C4-PFBA	1803231-03 OC-MW0SD-1018 0.1132	1.38e4	179.1	YES
2	2 13C5-PFHxA	1803231-03 OC-MW0SD-1018 0.1132	2.44e4	116.9	NO
3	3 13C3-PFHxS	1803231-03 OC-MW0SD-1018 0.1132	3.96e3	137.3	NO
4	4 13C8-PFOA	1803231-03 OC-MW0SD-1018 0.1132	3.46e4	120.7	NO
5	5 13C9-PFNA	1803231-03 OC-MW0SD-1018 0.1132	2.45e4	125.0	NO
6	6 13C4-PFOS	1803231-03 OC-MW0SD-1018 0.1132	3.87e3	132.7	NO
7	7 13C6-PFDA	1803231-03 OC-MW0SD-1018 0.1132	2.63e4	130.8	NO
8	8 13C7-PFUDa	1803231-03 OC-MW0SD-1018 0.1132	3.40e4	138.3	NO

Name: 181016M1_84, Date: 17-Oct-2018, Time: 01:50:31, ID: 1803231-04 OC-FB-100218 0.11863, Description: OC-FB-100218

	# Name	ID	Area	%Rec	Area Out
1	1 13C4-PFBA	1803231-04 OC-FB-100218 0.11863	1.60e4	208.1	YES
2	2 13C5-PFHxA	1803231-04 OC-FB-100218 0.11863	2.66e4	127.8	NO
3	3 13C3-PFHxS	1803231-04 OC-FB-100218 0.11863	3.97e3	137.5	NO
4	4 13C8-PFOA	1803231-04 OC-FB-100218 0.11863	3.71e4	129.5	NO
5	5 13C9-PFNA	1803231-04 OC-FB-100218 0.11863	2.54e4	129.5	NO
6	6 13C4-PFOS	1803231-04 OC-FB-100218 0.11863	4.00e3	137.1	NO
7	7 13C6-PFDA	1803231-04 OC-FB-100218 0.11863	2.71e4	134.8	NO
8	8 13C7-PFUDa	1803231-04 OC-FB-100218 0.11863	3.45e4	140.3	NO

Name: 181016M1_85, Date: 17-Oct-2018, Time: 02:01:10, ID: 1803231-05 MW-BG01-1018 0.11296, Description: MW-BG01-1018

	# Name	ID	Area	%Rec	Area Out
1	1 13C4-PFBA	1803231-05 MW-BG01-1018 0.11296	1.34e4	174.2	YES
2	2 13C5-PFHxA	1803231-05 MW-BG01-1018 0.11296	2.24e4	107.7	NO
3	3 13C3-PFHxS	1803231-05 MW-BG01-1018 0.11296	3.77e3	130.7	NO
4	4 13C8-PFOA	1803231-05 MW-BG01-1018 0.11296	3.13e4	109.2	NO
5	5 13C9-PFNA	1803231-05 MW-BG01-1018 0.11296	2.05e4	104.6	NO
6	6 13C4-PFOS	1803231-05 MW-BG01-1018 0.11296	3.90e3	133.8	NO
7	7 13C6-PFDA	1803231-05 MW-BG01-1018 0.11296	2.11e4	104.9	NO
8	8 13C7-PFUDa	1803231-05 MW-BG01-1018 0.11296	2.75e4	111.7	NO

Dataset: Untitled

Last Altered: Wednesday, October 17, 2018 10:48:12 Pacific Daylight Time
Printed: Wednesday, October 17, 2018 10:48:17 Pacific Daylight Time

Name: 181016M1_86, Date: 17-Oct-2018, Time: 02:11:48, ID: 1803231-06 MW-BG01P-1018 0.11178, Description: MW-BG01P-1018

	# Name	ID	Area	%Rec	Area Out
1	1 13C4-PFBA	1803231-06 MW-BG01P-1018 0.11178	1.38e4	178.7	YES
2	2 13C5-PFHxA	1803231-06 MW-BG01P-1018 0.11178	2.13e4	102.2	NO
3	3 13C3-PFHxS	1803231-06 MW-BG01P-1018 0.11178	3.91e3	135.4	NO
4	4 13C8-PFOA	1803231-06 MW-BG01P-1018 0.11178	2.76e4	96.5	NO
5	5 13C9-PFNA	1803231-06 MW-BG01P-1018 0.11178	1.85e4	94.2	NO
6	6 13C4-PFOS	1803231-06 MW-BG01P-1018 0.11178	3.79e3	130.0	NO
7	7 13C6-PFDA	1803231-06 MW-BG01P-1018 0.11178	1.81e4	90.1	NO
8	8 13C7-PFUDa	1803231-06 MW-BG01P-1018 0.11178	2.62e4	106.5	NO

Name: 181016M1_87, Date: 17-Oct-2018, Time: 02:22:21, ID: 1803231-07 OC-EB01-100218 0.11333, Description: OC-EB01-100218

	# Name	ID	Area	%Rec	Area Out
1	1 13C4-PFBA	1803231-07 OC-EB01-100218 0.11333	1.28e4	166.6	YES
2	2 13C5-PFHxA	1803231-07 OC-EB01-100218 0.11333	2.13e4	102.0	NO
3	3 13C3-PFHxS	1803231-07 OC-EB01-100218 0.11333	3.28e3	113.7	NO
4	4 13C8-PFOA	1803231-07 OC-EB01-100218 0.11333	2.62e4	91.5	NO
5	5 13C9-PFNA	1803231-07 OC-EB01-100218 0.11333	1.77e4	90.3	NO
6	6 13C4-PFOS	1803231-07 OC-EB01-100218 0.11333	3.28e3	112.6	NO
7	7 13C6-PFDA	1803231-07 OC-EB01-100218 0.11333	1.78e4	88.2	NO
8	8 13C7-PFUDa	1803231-07 OC-EB01-100218 0.11333	2.45e4	99.7	NO

Name: 181016M1_88, Date: 17-Oct-2018, Time: 02:32:59, ID: IPA, Description: IPA

	# Name	ID	Area	%Rec	Area Out
1	1 13C4-PFBA	IPA			NO
2	2 13C5-PFHxA	IPA			NO
3	3 13C3-PFHxS	IPA			NO
4	4 13C8-PFOA	IPA			NO
5	5 13C9-PFNA	IPA			NO
6	6 13C4-PFOS	IPA			NO
7	7 13C6-PFDA	IPA			NO
8	8 13C7-PFUDa	IPA			NO

Name: 181016M1_89, Date: 17-Oct-2018, Time: 02:43:37, ID: ST181016M1-7 PFC CS3 18J0806, Description: PFC CS3 18J0806

	# Name	ID	Area	%Rec	Area Out
1	1 13C4-PFBA	ST181016M1-7 PFC CS3 18J0806	1.13e4	146.6	NO
2	2 13C5-PFHxA	ST181016M1-7 PFC CS3 18J0806	2.95e4	141.5	NO
3	3 13C3-PFHxS	ST181016M1-7 PFC CS3 18J0806	4.22e3	146.2	NO
4	4 13C8-PFOA	ST181016M1-7 PFC CS3 18J0806	4.23e4	147.5	NO
5	5 13C9-PFNA	ST181016M1-7 PFC CS3 18J0806	2.76e4	140.6	NO
6	6 13C4-PFOS	ST181016M1-7 PFC CS3 18J0806	4.22e3	144.6	NO
7	7 13C6-PFDA	ST181016M1-7 PFC CS3 18J0806	2.93e4	145.3	NO
8	8 13C7-PFUDa	ST181016M1-7 PFC CS3 18J0806	3.88e4	158.0	YES

Dataset: Untitled

Last Altered: Wednesday, October 17, 2018 10:48:12 Pacific Daylight Time
Printed: Wednesday, October 17, 2018 10:48:17 Pacific Daylight Time

Name: 181016M1_90, Date: 17-Oct-2018, Time: 02:54:11, ID: B8I0213-BS1 OPR 0.25, Description: OPR

#	Name	ID	Area	%Rec	Area Out
1	1 13C4-PFBA	B8I0213-BS1 OPR 0.25	8.59e3	111.5	NO
2	2 13C5-PFHxA	B8I0213-BS1 OPR 0.25	1.44e4	69.0	NO
3	3 13C3-PFHxS	B8I0213-BS1 OPR 0.25	2.75e3	95.4	NO
4	4 13C8-PFOA	B8I0213-BS1 OPR 0.25	2.08e4	72.6	NO
5	5 13C9-PFNA	B8I0213-BS1 OPR 0.25	1.44e4	73.6	NO
6	6 13C4-PFOS	B8I0213-BS1 OPR 0.25	2.74e3	94.0	NO
7	7 13C6-PFDA	B8I0213-BS1 OPR 0.25	1.50e4	74.6	NO
8	8 13C7-PFUDa	B8I0213-BS1 OPR 0.25	2.06e4	83.7	NO

Name: 181016M1_91, Date: 17-Oct-2018, Time: 03:04:50, ID: B8I0213-BLK1 Method Blank 0.25, Description: Method Blank

#	Name	ID	Area	%Rec	Area Out
1	1 13C4-PFBA	B8I0213-BLK1 Method Blank 0.25	7.46e3	96.8	NO
2	2 13C5-PFHxA	B8I0213-BLK1 Method Blank 0.25	1.24e4	59.4	NO
3	3 13C3-PFHxS	B8I0213-BLK1 Method Blank 0.25	2.36e3	81.8	NO
4	4 13C8-PFOA	B8I0213-BLK1 Method Blank 0.25	1.88e4	65.7	NO
5	5 13C9-PFNA	B8I0213-BLK1 Method Blank 0.25	1.32e4	67.1	NO
6	6 13C4-PFOS	B8I0213-BLK1 Method Blank 0.25	2.49e3	85.3	NO
7	7 13C6-PFDA	B8I0213-BLK1 Method Blank 0.25	1.36e4	67.7	NO
8	8 13C7-PFUDa	B8I0213-BLK1 Method Blank 0.25	1.85e4	75.2	NO

Name: 181016M1_92, Date: 17-Oct-2018, Time: 03:15:28, ID: 1803162-01 DEQ-CR-MW-1 0.24807, Description: DEQ-CR-MW-1

#	Name	ID	Area	%Rec	Area Out
1	1 13C4-PFBA	1803162-01 DEQ-CR-MW-1 0.24807	8.75e3	113.5	NO
2	2 13C5-PFHxA	1803162-01 DEQ-CR-MW-1 0.24807	1.57e4	75.5	NO
3	3 13C3-PFHxS	1803162-01 DEQ-CR-MW-1 0.24807	2.61e3	90.5	NO
4	4 13C8-PFOA	1803162-01 DEQ-CR-MW-1 0.24807	2.38e4	83.1	NO
5	5 13C9-PFNA	1803162-01 DEQ-CR-MW-1 0.24807	1.60e4	81.8	NO
6	6 13C4-PFOS	1803162-01 DEQ-CR-MW-1 0.24807	2.59e3	88.7	NO
7	7 13C6-PFDA	1803162-01 DEQ-CR-MW-1 0.24807	1.76e4	87.3	NO
8	8 13C7-PFUDa	1803162-01 DEQ-CR-MW-1 0.24807	2.17e4	88.4	NO

Name: 181016M1_93, Date: 17-Oct-2018, Time: 03:26:01, ID: 1803162-02 DEQ-CR-MW-1 DUP 0.25322, Description: DEQ-CR-MW-1 DUP

#	Name	ID	Area	%Rec	Area Out
1	1 13C4-PFBA	1803162-02 DEQ-CR-MW-1 DUP 0.253...	8.62e3	111.9	NO
2	2 13C5-PFHxA	1803162-02 DEQ-CR-MW-1 DUP 0.253...	1.56e4	74.8	NO
3	3 13C3-PFHxS	1803162-02 DEQ-CR-MW-1 DUP 0.253...	2.50e3	86.5	NO
4	4 13C8-PFOA	1803162-02 DEQ-CR-MW-1 DUP 0.253...	2.38e4	82.9	NO
5	5 13C9-PFNA	1803162-02 DEQ-CR-MW-1 DUP 0.253...	1.62e4	82.8	NO
6	6 13C4-PFOS	1803162-02 DEQ-CR-MW-1 DUP 0.253...	2.50e3	85.6	NO
7	7 13C6-PFDA	1803162-02 DEQ-CR-MW-1 DUP 0.253...	1.73e4	86.1	NO
8	8 13C7-PFUDa	1803162-02 DEQ-CR-MW-1 DUP 0.253...	2.24e4	91.1	NO

Dataset: Untitled

Last Altered: Wednesday, October 17, 2018 10:48:12 Pacific Daylight Time
Printed: Wednesday, October 17, 2018 10:48:17 Pacific Daylight Time

Name: 181016M1_94, Date: 17-Oct-2018, Time: 03:36:31, ID: 1803162-03 DEQ-CR-MW-2 0.24817, Description: DEQ-CR-MW-2

	# Name	ID	Area	%Rec	Area Out
1	1 13C4-PFBA	1803162-03 DEQ-CR-MW-2 0.24817	7.83e3	101.6	NO
2	2 13C5-PFHxA	1803162-03 DEQ-CR-MW-2 0.24817	1.37e4	66.0	NO
3	3 13C3-PFHxS	1803162-03 DEQ-CR-MW-2 0.24817	2.31e3	80.1	NO
4	4 13C8-PFOA	1803162-03 DEQ-CR-MW-2 0.24817	2.06e4	71.9	NO
5	5 13C9-PFNA	1803162-03 DEQ-CR-MW-2 0.24817	1.40e4	71.6	NO
6	6 13C4-PFOS	1803162-03 DEQ-CR-MW-2 0.24817	2.27e3	77.8	NO
7	7 13C6-PFDA	1803162-03 DEQ-CR-MW-2 0.24817	1.48e4	73.7	NO
8	8 13C7-PFUDa	1803162-03 DEQ-CR-MW-2 0.24817	1.90e4	77.2	NO

Name: 181016M1_95, Date: 17-Oct-2018, Time: 03:47:10, ID: 1803162-04 DEQ-CR-MW-3 0.24665, Description: DEQ-CR-MW-3

	# Name	ID	Area	%Rec	Area Out
1	1 13C4-PFBA	1803162-04 DEQ-CR-MW-3 0.24665	8.37e3	108.6	NO
2	2 13C5-PFHxA	1803162-04 DEQ-CR-MW-3 0.24665	1.43e4	68.7	NO
3	3 13C3-PFHxS	1803162-04 DEQ-CR-MW-3 0.24665	2.59e3	89.6	NO
4	4 13C8-PFOA	1803162-04 DEQ-CR-MW-3 0.24665	2.16e4	75.2	NO
5	5 13C9-PFNA	1803162-04 DEQ-CR-MW-3 0.24665	1.49e4	76.0	NO
6	6 13C4-PFOS	1803162-04 DEQ-CR-MW-3 0.24665	2.52e3	86.4	NO
7	7 13C6-PFDA	1803162-04 DEQ-CR-MW-3 0.24665	1.57e4	78.1	NO
8	8 13C7-PFUDa	1803162-04 DEQ-CR-MW-3 0.24665	2.12e4	86.4	NO

Name: 181016M1_96, Date: 17-Oct-2018, Time: 03:57:42, ID: 1803162-05 DEQ-CR-MW-5 0.24094, Description: DEQ-CR-MW-5

	# Name	ID	Area	%Rec	Area Out
1	1 13C4-PFBA	1803162-05 DEQ-CR-MW-5 0.24094	6.95e3	90.2	NO
2	2 13C5-PFHxA	1803162-05 DEQ-CR-MW-5 0.24094	1.31e4	62.6	NO
3	3 13C3-PFHxS	1803162-05 DEQ-CR-MW-5 0.24094	2.46e3	85.2	NO
4	4 13C8-PFOA	1803162-05 DEQ-CR-MW-5 0.24094	1.98e4	69.0	NO
5	5 13C9-PFNA	1803162-05 DEQ-CR-MW-5 0.24094	1.35e4	69.0	NO
6	6 13C4-PFOS	1803162-05 DEQ-CR-MW-5 0.24094	2.42e3	83.0	NO
7	7 13C6-PFDA	1803162-05 DEQ-CR-MW-5 0.24094	1.52e4	75.4	NO
8	8 13C7-PFUDa	1803162-05 DEQ-CR-MW-5 0.24094	1.95e4	79.2	NO

Name: 181016M1_97, Date: 17-Oct-2018, Time: 04:08:20, ID: 1803162-06 DEQ-CR-MW-6 0.23706, Description: DEQ-CR-MW-6

	# Name	ID	Area	%Rec	Area Out
1	1 13C4-PFBA	1803162-06 DEQ-CR-MW-6 0.23706	7.90e3	102.5	NO
2	2 13C5-PFHxA	1803162-06 DEQ-CR-MW-6 0.23706	1.44e4	69.0	NO
3	3 13C3-PFHxS	1803162-06 DEQ-CR-MW-6 0.23706	2.37e3	82.1	NO
4	4 13C8-PFOA	1803162-06 DEQ-CR-MW-6 0.23706	2.20e4	76.9	NO
5	5 13C9-PFNA	1803162-06 DEQ-CR-MW-6 0.23706	1.53e4	77.9	NO
6	6 13C4-PFOS	1803162-06 DEQ-CR-MW-6 0.23706	2.49e3	85.5	NO
7	7 13C6-PFDA	1803162-06 DEQ-CR-MW-6 0.23706	1.53e4	75.9	NO
8	8 13C7-PFUDa	1803162-06 DEQ-CR-MW-6 0.23706	1.96e4	79.9	NO

Dataset: Untitled

Last Altered: Wednesday, October 17, 2018 10:48:12 Pacific Daylight Time
Printed: Wednesday, October 17, 2018 10:48:17 Pacific Daylight Time

Name: 181016M1_98, Date: 17-Oct-2018, Time: 04:18:54, ID: 1803162-07 DEQ-CR-MW-7 0.25333, Description: DEQ-CR-MW-7

	# Name	ID	Area	%Rec	Area Out
1	1 13C4-PFBA	1803162-07 DEQ-CR-MW-7 0.25333	8.27e3	107.3	NO
2	2 13C5-PFHxA	1803162-07 DEQ-CR-MW-7 0.25333	1.51e4	72.4	NO
3	3 13C3-PFHxS	1803162-07 DEQ-CR-MW-7 0.25333	2.55e3	88.4	NO
4	4 13C8-PFOA	1803162-07 DEQ-CR-MW-7 0.25333	2.29e4	79.8	NO
5	5 13C9-PFNA	1803162-07 DEQ-CR-MW-7 0.25333	1.60e4	81.4	NO
6	6 13C4-PFOS	1803162-07 DEQ-CR-MW-7 0.25333	2.63e3	90.1	NO
7	7 13C6-PFDA	1803162-07 DEQ-CR-MW-7 0.25333	1.64e4	81.6	NO
8	8 13C7-PFUDa	1803162-07 DEQ-CR-MW-7 0.25333	2.14e4	86.9	NO

Name: 181016M1_99, Date: 17-Oct-2018, Time: 04:29:32, ID: 1803165-01 DEQ-LMW-1 0.2334, Description: DEQ-LMW-1

	# Name	ID	Area	%Rec	Area Out
1	1 13C4-PFBA	1803165-01 DEQ-LMW-1 0.2334	7.80e3	101.2	NO
2	2 13C5-PFHxA	1803165-01 DEQ-LMW-1 0.2334	1.34e4	64.5	NO
3	3 13C3-PFHxS	1803165-01 DEQ-LMW-1 0.2334	2.39e3	82.9	NO
4	4 13C8-PFOA	1803165-01 DEQ-LMW-1 0.2334	2.11e4	73.5	NO
5	5 13C9-PFNA	1803165-01 DEQ-LMW-1 0.2334	1.44e4	73.2	NO
6	6 13C4-PFOS	1803165-01 DEQ-LMW-1 0.2334	2.38e3	81.8	NO
7	7 13C6-PFDA	1803165-01 DEQ-LMW-1 0.2334	1.48e4	73.7	NO
8	8 13C7-PFUDa	1803165-01 DEQ-LMW-1 0.2334	2.01e4	81.9	NO

Name: 181016M1_100, Date: 17-Oct-2018, Time: 04:40:05, ID: 1803165-02 DEQ-LMW-3 0.24276, Description: DEQ-LMW-3

	# Name	ID	Area	%Rec	Area Out
1	1 13C4-PFBA	1803165-02 DEQ-LMW-3 0.24276	7.42e3	96.4	NO
2	2 13C5-PFHxA	1803165-02 DEQ-LMW-3 0.24276	1.38e4	66.3	NO
3	3 13C3-PFHxS	1803165-02 DEQ-LMW-3 0.24276	2.66e3	92.2	NO
4	4 13C8-PFOA	1803165-02 DEQ-LMW-3 0.24276	2.10e4	73.3	NO
5	5 13C9-PFNA	1803165-02 DEQ-LMW-3 0.24276	1.46e4	74.6	NO
6	6 13C4-PFOS	1803165-02 DEQ-LMW-3 0.24276	2.45e3	83.9	NO
7	7 13C6-PFDA	1803165-02 DEQ-LMW-3 0.24276	1.56e4	77.4	NO
8	8 13C7-PFUDa	1803165-02 DEQ-LMW-3 0.24276	2.03e4	82.6	NO

Name: 181016M1_101, Date: 17-Oct-2018, Time: 04:50:44, ID: 1803165-03 DEQ-LMW-3 DUP 0.24421, Description: DEQ-LMW-3 DUP

	# Name	ID	Area	%Rec	Area Out
1	1 13C4-PFBA	1803165-03 DEQ-LMW-3 DUP 0.24421	7.18e3	93.2	NO
2	2 13C5-PFHxA	1803165-03 DEQ-LMW-3 DUP 0.24421	1.34e4	64.5	NO
3	3 13C3-PFHxS	1803165-03 DEQ-LMW-3 DUP 0.24421	2.46e3	85.2	NO
4	4 13C8-PFOA	1803165-03 DEQ-LMW-3 DUP 0.24421	2.13e4	74.3	NO
5	5 13C9-PFNA	1803165-03 DEQ-LMW-3 DUP 0.24421	1.43e4	73.1	NO
6	6 13C4-PFOS	1803165-03 DEQ-LMW-3 DUP 0.24421	2.49e3	85.2	NO
7	7 13C6-PFDA	1803165-03 DEQ-LMW-3 DUP 0.24421	1.51e4	74.9	NO
8	8 13C7-PFUDa	1803165-03 DEQ-LMW-3 DUP 0.24421	2.00e4	81.2	NO

Dataset: Untitled

Last Altered: Wednesday, October 17, 2018 10:48:12 Pacific Daylight Time
Printed: Wednesday, October 17, 2018 10:48:17 Pacific Daylight Time

Name: 181016M1_102, Date: 17-Oct-2018, Time: 05:01:17, ID: IPA, Description: IPA

	# Name	ID	Area	%Rec	Area Out
1	1 13C4-PFBA	IPA			NO
2	2 13C5-PFHxA	IPA			NO
3	3 13C3-PFHxS	IPA			NO
4	4 13C8-PFOA	IPA			NO
5	5 13C9-PFNA	IPA			NO
6	6 13C4-PFOS	IPA			NO
7	7 13C6-PFDA	IPA			NO
8	8 13C7-PFUDa	IPA			NO

Name: 181016M1_103, Date: 17-Oct-2018, Time: 05:11:55, ID: ST181016M1-8 PFC CS3 18J0806, Description: PFC CS3 18J0806

	# Name	ID	Area	%Rec	Area Out
1	1 13C4-PFBA	ST181016M1-8 PFC CS3 18J0806	1.32e4	171.0	YES
2	2 13C5-PFHxA	ST181016M1-8 PFC CS3 18J0806	3.05e4	146.5	NO
3	3 13C3-PFHxS	ST181016M1-8 PFC CS3 18J0806	4.54e3	157.4	YES
4	4 13C8-PFOA	ST181016M1-8 PFC CS3 18J0806	4.38e4	152.7	YES
5	5 13C9-PFNA	ST181016M1-8 PFC CS3 18J0806	2.87e4	146.6	NO
6	6 13C4-PFOS	ST181016M1-8 PFC CS3 18J0806	4.60e3	157.7	YES
7	7 13C6-PFDA	ST181016M1-8 PFC CS3 18J0806	2.96e4	147.2	NO
8	8 13C7-PFUDa	ST181016M1-8 PFC CS3 18J0806	3.99e4	162.4	YES

Name: 181016M1_104, Date: 17-Oct-2018, Time: 05:22:28, ID: 1803165-04 DEQ-LMW-4 0.2518, Description: DEQ-LMW-4

	# Name	ID	Area	%Rec	Area Out
1	1 13C4-PFBA	1803165-04 DEQ-LMW-4 0.2518	2.98e3	38.6	YES
2	2 13C5-PFHxA	1803165-04 DEQ-LMW-4 0.2518	7.71e3	37.0	YES
3	3 13C3-PFHxS	1803165-04 DEQ-LMW-4 0.2518	2.27e3	78.5	NO
4	4 13C8-PFOA	1803165-04 DEQ-LMW-4 0.2518	1.47e4	51.3	NO
5	5 13C9-PFNA	1803165-04 DEQ-LMW-4 0.2518	1.04e4	52.8	NO
6	6 13C4-PFOS	1803165-04 DEQ-LMW-4 0.2518	2.35e3	80.6	NO
7	7 13C6-PFDA	1803165-04 DEQ-LMW-4 0.2518	1.16e4	57.8	NO
8	8 13C7-PFUDa	1803165-04 DEQ-LMW-4 0.2518	1.70e4	69.3	NO

Name: 181016M1_105, Date: 17-Oct-2018, Time: 05:33:07, ID: 1803165-05 DEQ-LMW-5 0.23828, Description: DEQ-LMW-5

	# Name	ID	Area	%Rec	Area Out
1	1 13C4-PFBA	1803165-05 DEQ-LMW-5 0.23828	6.26e3	81.3	NO
2	2 13C5-PFHxA	1803165-05 DEQ-LMW-5 0.23828	1.25e4	59.9	NO
3	3 13C3-PFHxS	1803165-05 DEQ-LMW-5 0.23828	2.45e3	84.8	NO
4	4 13C8-PFOA	1803165-05 DEQ-LMW-5 0.23828	1.88e4	65.6	NO
5	5 13C9-PFNA	1803165-05 DEQ-LMW-5 0.23828	1.33e4	67.9	NO
6	6 13C4-PFOS	1803165-05 DEQ-LMW-5 0.23828	2.49e3	85.5	NO
7	7 13C6-PFDA	1803165-05 DEQ-LMW-5 0.23828	1.48e4	73.6	NO
8	8 13C7-PFUDa	1803165-05 DEQ-LMW-5 0.23828	1.88e4	76.4	NO

Dataset: Untitled

Last Altered: Wednesday, October 17, 2018 10:48:12 Pacific Daylight Time
Printed: Wednesday, October 17, 2018 10:48:17 Pacific Daylight Time

Name: 181016M1_106, Date: 17-Oct-2018, Time: 05:43:45, ID: 1803166-01 DEQ-RR-MW-4 0.24533, Description: DEQ-RR-MW-4

	# Name	ID	Area	%Rec	Area Out
1	1 13C4-PFBA	1803166-01 DEQ-RR-MW-4 0.24533	6.22e3	80.7	NO
2	2 13C5-PFHxA	1803166-01 DEQ-RR-MW-4 0.24533	1.18e4	56.4	NO
3	3 13C3-PFHxS	1803166-01 DEQ-RR-MW-4 0.24533	2.50e3	86.7	NO
4	4 13C8-PFOA	1803166-01 DEQ-RR-MW-4 0.24533	1.91e4	66.6	NO
5	5 13C9-PFNA	1803166-01 DEQ-RR-MW-4 0.24533	1.33e4	67.6	NO
6	6 13C4-PFOS	1803166-01 DEQ-RR-MW-4 0.24533	2.42e3	82.9	NO
7	7 13C6-PFDA	1803166-01 DEQ-RR-MW-4 0.24533	1.48e4	73.8	NO
8	8 13C7-PFUDa	1803166-01 DEQ-RR-MW-4 0.24533	2.06e4	83.6	NO

Name: 181016M1_107, Date: 17-Oct-2018, Time: 05:54:18, ID: 1803166-02 DEQ-RR-MW-5 0.24823, Description: DEQ-RR-MW-5

	# Name	ID	Area	%Rec	Area Out
1	1 13C4-PFBA	1803166-02 DEQ-RR-MW-5 0.24823	6.34e3	82.3	NO
2	2 13C5-PFHxA	1803166-02 DEQ-RR-MW-5 0.24823	1.32e4	63.5	NO
3	3 13C3-PFHxS	1803166-02 DEQ-RR-MW-5 0.24823	2.69e3	93.1	NO
4	4 13C8-PFOA	1803166-02 DEQ-RR-MW-5 0.24823	2.21e4	77.2	NO
5	5 13C9-PFNA	1803166-02 DEQ-RR-MW-5 0.24823	1.57e4	79.8	NO
6	6 13C4-PFOS	1803166-02 DEQ-RR-MW-5 0.24823	2.56e3	87.9	NO
7	7 13C6-PFDA	1803166-02 DEQ-RR-MW-5 0.24823	1.75e4	86.7	NO
8	8 13C7-PFUDa	1803166-02 DEQ-RR-MW-5 0.24823	2.24e4	91.0	NO

Name: 181016M1_108, Date: 17-Oct-2018, Time: 06:04:56, ID: 1803166-03 DEQ-RR-MW-6 0.24215, Description: DEQ-RR-MW-6

	# Name	ID	Area	%Rec	Area Out
1	1 13C4-PFBA	1803166-03 DEQ-RR-MW-6 0.24215	5.09e3	66.0	NO
2	2 13C5-PFHxA	1803166-03 DEQ-RR-MW-6 0.24215	1.07e4	51.3	NO
3	3 13C3-PFHxS	1803166-03 DEQ-RR-MW-6 0.24215	2.55e3	88.2	NO
4	4 13C8-PFOA	1803166-03 DEQ-RR-MW-6 0.24215	1.83e4	63.9	NO
5	5 13C9-PFNA	1803166-03 DEQ-RR-MW-6 0.24215	1.35e4	69.0	NO
6	6 13C4-PFOS	1803166-03 DEQ-RR-MW-6 0.24215	2.47e3	84.9	NO
7	7 13C6-PFDA	1803166-03 DEQ-RR-MW-6 0.24215	1.53e4	75.8	NO
8	8 13C7-PFUDa	1803166-03 DEQ-RR-MW-6 0.24215	1.99e4	81.0	NO

Name: 181016M1_109, Date: 17-Oct-2018, Time: 06:15:28, ID: 1803166-04 DEQ-RR-MW-8 0.25891, Description: DEQ-RR-MW-8

	# Name	ID	Area	%Rec	Area Out
1	1 13C4-PFBA	1803166-04 DEQ-RR-MW-8 0.25891	7.36e3	95.5	NO
2	2 13C5-PFHxA	1803166-04 DEQ-RR-MW-8 0.25891	1.36e4	65.0	NO
3	3 13C3-PFHxS	1803166-04 DEQ-RR-MW-8 0.25891	2.39e3	82.7	NO
4	4 13C8-PFOA	1803166-04 DEQ-RR-MW-8 0.25891	2.01e4	70.0	NO
5	5 13C9-PFNA	1803166-04 DEQ-RR-MW-8 0.25891	1.43e4	72.7	NO
6	6 13C4-PFOS	1803166-04 DEQ-RR-MW-8 0.25891	2.37e3	81.4	NO
7	7 13C6-PFDA	1803166-04 DEQ-RR-MW-8 0.25891	1.54e4	76.4	NO
8	8 13C7-PFUDa	1803166-04 DEQ-RR-MW-8 0.25891	2.02e4	82.3	NO

Dataset: Untitled

Last Altered: Wednesday, October 17, 2018 10:48:12 Pacific Daylight Time
Printed: Wednesday, October 17, 2018 10:48:17 Pacific Daylight Time

Name: 181016M1_110, Date: 17-Oct-2018, Time: 06:26:07, ID: B8J0017-BS1 OPR 0.125, Description: OPR

#	Name	ID	Area	%Rec	Area Out
1	1 13C4-PFBA	B8J0017-BS1 OPR 0.125	1.10e4	142.7	NO
2	2 13C5-PFHxA	B8J0017-BS1 OPR 0.125	2.02e4	97.1	NO
3	3 13C3-PFHxS	B8J0017-BS1 OPR 0.125	3.64e3	125.9	NO
4	4 13C8-PFOA	B8J0017-BS1 OPR 0.125	3.08e4	107.4	NO
5	5 13C9-PFNA	B8J0017-BS1 OPR 0.125	2.18e4	110.9	NO
6	6 13C4-PFOS	B8J0017-BS1 OPR 0.125	3.54e3	121.4	NO
7	7 13C6-PFDA	B8J0017-BS1 OPR 0.125	2.27e4	112.9	NO
8	8 13C7-PFUDa	B8J0017-BS1 OPR 0.125	2.98e4	121.3	NO

Name: 181016M1_111, Date: 17-Oct-2018, Time: 06:36:40, ID: B8J0017-BLK1 Method Blank 0.125, Description: Method Blank

#	Name	ID	Area	%Rec	Area Out
1	1 13C4-PFBA	B8J0017-BLK1 Method Blank 0.125	1.15e4	148.7	NO
2	2 13C5-PFHxA	B8J0017-BLK1 Method Blank 0.125	2.09e4	100.1	NO
3	3 13C3-PFHxS	B8J0017-BLK1 Method Blank 0.125	3.45e3	119.7	NO
4	4 13C8-PFOA	B8J0017-BLK1 Method Blank 0.125	3.19e4	111.3	NO
5	5 13C9-PFNA	B8J0017-BLK1 Method Blank 0.125	2.17e4	110.6	NO
6	6 13C4-PFOS	B8J0017-BLK1 Method Blank 0.125	3.36e3	115.3	NO
7	7 13C6-PFDA	B8J0017-BLK1 Method Blank 0.125	2.19e4	108.7	NO
8	8 13C7-PFUDa	B8J0017-BLK1 Method Blank 0.125	2.92e4	118.9	NO

Name: 181016M1_112, Date: 17-Oct-2018, Time: 06:47:18, ID: 1803164-01 McCarron Well 1 - 44 ft overburden 0.11, Description: McCarron Well 1 - 44 ft overburden

#	Name	ID	Area	%Rec	Area Out
1	1 13C4-PFBA	1803164-01 McCarron Well 1 - 44 ft ove...	1.23e4	159.9	YES
2	2 13C5-PFHxA	1803164-01 McCarron Well 1 - 44 ft ove...	2.20e4	105.4	NO
3	3 13C3-PFHxS	1803164-01 McCarron Well 1 - 44 ft ove...	3.38e3	116.9	NO
4	4 13C8-PFOA	1803164-01 McCarron Well 1 - 44 ft ove...	3.14e4	109.7	NO
5	5 13C9-PFNA	1803164-01 McCarron Well 1 - 44 ft ove...	2.13e4	108.6	NO
6	6 13C4-PFOS	1803164-01 McCarron Well 1 - 44 ft ove...	3.44e3	117.8	NO
7	7 13C6-PFDA	1803164-01 McCarron Well 1 - 44 ft ove...	2.24e4	111.1	NO
8	8 13C7-PFUDa	1803164-01 McCarron Well 1 - 44 ft ove...	2.99e4	121.8	NO

Name: 181016M1_113, Date: 17-Oct-2018, Time: 06:57:52, ID: 1803164-02 McCarron Well 2 - 300 ft bedrock 0.1203, Description: McCarron Well 2 - 300 ft bedrock

#	Name	ID	Area	%Rec	Area Out
1	1 13C4-PFBA	1803164-02 McCarron Well 2 - 300 ft be...	8.49e3	110.1	NO
2	2 13C5-PFHxA	1803164-02 McCarron Well 2 - 300 ft be...	1.48e4	70.9	NO
3	3 13C3-PFHxS	1803164-02 McCarron Well 2 - 300 ft be...	3.30e3	114.4	NO
4	4 13C8-PFOA	1803164-02 McCarron Well 2 - 300 ft be...	2.34e4	81.7	NO
5	5 13C9-PFNA	1803164-02 McCarron Well 2 - 300 ft be...	1.66e4	84.9	NO
6	6 13C4-PFOS	1803164-02 McCarron Well 2 - 300 ft be...	3.43e3	117.5	NO
7	7 13C6-PFDA	1803164-02 McCarron Well 2 - 300 ft be...	1.82e4	90.3	NO
8	8 13C7-PFUDa	1803164-02 McCarron Well 2 - 300 ft be...	2.46e4	100.2	NO

Dataset: Untitled

Last Altered: Wednesday, October 17, 2018 10:48:12 Pacific Daylight Time

Printed: Wednesday, October 17, 2018 10:48:17 Pacific Daylight Time

Name: 181016M1_114, Date: 17-Oct-2018, Time: 07:08:30, ID: 1803188-02 Houlton MHP 0.11963, Description: Houlton MHP

	# Name	ID	Area	%Rec	Area Out
1	1 13C4-PFBA	1803188-02 Houlton MHP 0.11963	8.57e3	111.3	NO
2	2 13C5-PFHxA	1803188-02 Houlton MHP 0.11963	1.53e4	73.5	NO
3	3 13C3-PFHxS	1803188-02 Houlton MHP 0.11963	3.34e3	115.6	NO
4	4 13C8-PFOA	1803188-02 Houlton MHP 0.11963	2.45e4	85.6	NO
5	5 13C9-PFNA	1803188-02 Houlton MHP 0.11963	1.79e4	91.2	NO
6	6 13C4-PFOS	1803188-02 Houlton MHP 0.11963	3.24e3	111.1	NO
7	7 13C6-PFDA	1803188-02 Houlton MHP 0.11963	1.95e4	96.6	NO
8	8 13C7-PFUDa	1803188-02 Houlton MHP 0.11963	2.66e4	108.3	NO

Name: 181016M1_115, Date: 17-Oct-2018, Time: 07:19:02, ID: 1803188-06 SW-1 0.11674, Description: SW-1

	# Name	ID	Area	%Rec	Area Out
1	1 13C4-PFBA	1803188-06 SW-1 0.11674	9.91e3	128.6	NO
2	2 13C5-PFHxA	1803188-06 SW-1 0.11674	1.78e4	85.2	NO
3	3 13C3-PFHxS	1803188-06 SW-1 0.11674	3.26e3	112.8	NO
4	4 13C8-PFOA	1803188-06 SW-1 0.11674	2.73e4	95.2	NO
5	5 13C9-PFNA	1803188-06 SW-1 0.11674	1.86e4	94.7	NO
6	6 13C4-PFOS	1803188-06 SW-1 0.11674	3.36e3	115.3	NO
7	7 13C6-PFDA	1803188-06 SW-1 0.11674	1.97e4	97.7	NO
8	8 13C7-PFUDa	1803188-06 SW-1 0.11674	2.58e4	105.1	NO

Name: 181016M1_116, Date: 17-Oct-2018, Time: 07:29:41, ID: IPA, Description: IPA

	# Name	ID	Area	%Rec	Area Out
1	1 13C4-PFBA	IPA			NO
2	2 13C5-PFHxA	IPA			NO
3	3 13C3-PFHxS	IPA			NO
4	4 13C8-PFOA	IPA			NO
5	5 13C9-PFNA	IPA			NO
6	6 13C4-PFOS	IPA			NO
7	7 13C6-PFDA	IPA			NO
8	8 13C7-PFUDa	IPA			NO

Name: 181016M1_117, Date: 17-Oct-2018, Time: 07:40:20, ID: ST181016M1-9 PFC CS3 18J0806, Description: PFC CS3 18J0806

	# Name	ID	Area	%Rec	Area Out
1	1 13C4-PFBA	ST181016M1-9 PFC CS3 18J0806	1.39e4	180.8	YES
2	2 13C5-PFHxA	ST181016M1-9 PFC CS3 18J0806	3.22e4	154.3	YES
3	3 13C3-PFHxS	ST181016M1-9 PFC CS3 18J0806	4.88e3	168.9	YES
4	4 13C8-PFOA	ST181016M1-9 PFC CS3 18J0806	4.54e4	158.6	YES
5	5 13C9-PFNA	ST181016M1-9 PFC CS3 18J0806	3.12e4	159.3	YES
6	6 13C4-PFOS	ST181016M1-9 PFC CS3 18J0806	4.84e3	166.0	YES
7	7 13C6-PFDA	ST181016M1-9 PFC CS3 18J0806	3.19e4	158.4	YES
8	8 13C7-PFUDa	ST181016M1-9 PFC CS3 18J0806	4.16e4	169.1	YES

Dataset: Untitled

Last Altered: Wednesday, October 17, 2018 10:48:12 Pacific Daylight Time
Printed: Wednesday, October 17, 2018 10:48:17 Pacific Daylight Time

Name: 181016M1_118, Date: 17-Oct-2018, Time: 07:50:52, ID: 1803188-07 SW-3 0.11521, Description: SW-3

	# Name	ID	Area	%Rec	Area Out
1	1 13C4-PFBA	1803188-07 SW-3 0.11521	1.05e4	136.6	NO
2	2 13C5-PFHxA	1803188-07 SW-3 0.11521	1.93e4	92.7	NO
3	3 13C3-PFHxS	1803188-07 SW-3 0.11521	3.43e3	118.9	NO
4	4 13C8-PFOA	1803188-07 SW-3 0.11521	2.79e4	97.5	NO
5	5 13C9-PFNA	1803188-07 SW-3 0.11521	1.96e4	99.8	NO
6	6 13C4-PFOS	1803188-07 SW-3 0.11521	3.52e3	120.9	NO
7	7 13C6-PFDA	1803188-07 SW-3 0.11521	2.17e4	107.8	NO
8	8 13C7-PFUDa	1803188-07 SW-3 0.11521	2.81e4	114.2	NO

Name: 181016M1_119, Date: 17-Oct-2018, Time: 08:01:31, ID: 1803188-08 SW-4 0.11768, Description: SW-4

	# Name	ID	Area	%Rec	Area Out
1	1 13C4-PFBA	1803188-08 SW-4 0.11768	1.04e4	135.1	NO
2	2 13C5-PFHxA	1803188-08 SW-4 0.11768	1.86e4	89.4	NO
3	3 13C3-PFHxS	1803188-08 SW-4 0.11768	3.47e3	120.0	NO
4	4 13C8-PFOA	1803188-08 SW-4 0.11768	2.76e4	96.4	NO
5	5 13C9-PFNA	1803188-08 SW-4 0.11768	1.96e4	100.0	NO
6	6 13C4-PFOS	1803188-08 SW-4 0.11768	3.17e3	108.6	NO
7	7 13C6-PFDA	1803188-08 SW-4 0.11768	2.10e4	104.1	NO
8	8 13C7-PFUDa	1803188-08 SW-4 0.11768	2.77e4	112.7	NO

Name: 181016M1_120, Date: 17-Oct-2018, Time: 08:12:05, ID: 1803188-09 FB-1 0.12139, Description: FB-1

	# Name	ID	Area	%Rec	Area Out
1	1 13C4-PFBA	1803188-09 FB-1 0.12139	1.28e4	166.6	YES
2	2 13C5-PFHxA	1803188-09 FB-1 0.12139	2.25e4	108.1	NO
3	3 13C3-PFHxS	1803188-09 FB-1 0.12139	3.50e3	121.1	NO
4	4 13C8-PFOA	1803188-09 FB-1 0.12139	3.24e4	113.2	NO
5	5 13C9-PFNA	1803188-09 FB-1 0.12139	2.26e4	115.5	NO
6	6 13C4-PFOS	1803188-09 FB-1 0.12139	3.36e3	115.2	NO
7	7 13C6-PFDA	1803188-09 FB-1 0.12139	2.32e4	115.1	NO
8	8 13C7-PFUDa	1803188-09 FB-1 0.12139	3.02e4	122.7	NO

Name: 181016M1_121, Date: 17-Oct-2018, Time: 08:22:43, ID: B8J0018-BS1 OPR 0.25, Description: OPR

	# Name	ID	Area	%Rec	Area Out
1	1 13C4-PFBA	B8J0018-BS1 OPR 0.25	1.19e4	154.9	YES
2	2 13C5-PFHxA	B8J0018-BS1 OPR 0.25	2.03e4	97.5	NO
3	3 13C3-PFHxS	B8J0018-BS1 OPR 0.25	3.03e3	105.0	NO
4	4 13C8-PFOA	B8J0018-BS1 OPR 0.25	2.90e4	101.3	NO
5	5 13C9-PFNA	B8J0018-BS1 OPR 0.25	1.95e4	99.3	NO
6	6 13C4-PFOS	B8J0018-BS1 OPR 0.25	2.98e3	102.4	NO
7	7 13C6-PFDA	B8J0018-BS1 OPR 0.25	2.16e4	107.4	NO
8	8 13C7-PFUDa	B8J0018-BS1 OPR 0.25	2.67e4	108.5	NO

Dataset: Untitled

Last Altered: Wednesday, October 17, 2018 10:48:12 Pacific Daylight Time
Printed: Wednesday, October 17, 2018 10:48:17 Pacific Daylight Time

Name: 181016M1_122, Date: 17-Oct-2018, Time: 08:33:15, ID: B8J0018-BLK1 Method Blank 0.25, Description: Method Blank

#	Name	ID	Area	%Rec	Area Out
1	1 13C4-PFBA	B8J0018-BLK1 Method Blank 0.25	1.44e4	187.0	YES
2	2 13C5-PFHxA	B8J0018-BLK1 Method Blank 0.25	2.41e4	115.4	NO
3	3 13C3-PFHxS	B8J0018-BLK1 Method Blank 0.25	3.56e3	123.3	NO
4	4 13C8-PFOA	B8J0018-BLK1 Method Blank 0.25	3.43e4	119.9	NO
5	5 13C9-PFNA	B8J0018-BLK1 Method Blank 0.25	2.35e4	119.9	NO
6	6 13C4-PFOS	B8J0018-BLK1 Method Blank 0.25	3.68e3	126.2	NO
7	7 13C6-PFDA	B8J0018-BLK1 Method Blank 0.25	2.49e4	123.9	NO
8	8 13C7-PFUDa	B8J0018-BLK1 Method Blank 0.25	3.15e4	128.2	NO

Name: 181016M1_123, Date: 17-Oct-2018, Time: 08:43:53, ID: 1803157-01 WWTP-EFFLUENT 0.24875, Description: WWTP-EFFLUENT

#	Name	ID	Area	%Rec	Area Out
1	1 13C4-PFBA	1803157-01 WWTP-EFFLUENT 0.24875	1.19e4	154.8	YES
2	2 13C5-PFHxA	1803157-01 WWTP-EFFLUENT 0.24875	2.05e4	98.3	NO
3	3 13C3-PFHxS	1803157-01 WWTP-EFFLUENT 0.24875	3.26e3	112.8	NO
4	4 13C8-PFOA	1803157-01 WWTP-EFFLUENT 0.24875	3.20e4	111.6	NO
5	5 13C9-PFNA	1803157-01 WWTP-EFFLUENT 0.24875	1.99e4	101.2	NO
6	6 13C4-PFOS	1803157-01 WWTP-EFFLUENT 0.24875	3.46e3	118.6	NO
7	7 13C6-PFDA	1803157-01 WWTP-EFFLUENT 0.24875	2.32e4	115.2	NO
8	8 13C7-PFUDa	1803157-01 WWTP-EFFLUENT 0.24875	2.90e4	117.9	NO

Name: 181016M1_124, Date: 17-Oct-2018, Time: 08:54:27, ID: 1803157-02 WWTP-INFLUENT 0.23632, Description: WWTP-INFLUENT

#	Name	ID	Area	%Rec	Area Out
1	1 13C4-PFBA	1803157-02 WWTP-INFLUENT 0.23632	1.18e4	153.1	YES
2	2 13C5-PFHxA	1803157-02 WWTP-INFLUENT 0.23632	2.03e4	97.5	NO
3	3 13C3-PFHxS	1803157-02 WWTP-INFLUENT 0.23632	3.24e3	112.4	NO
4	4 13C8-PFOA	1803157-02 WWTP-INFLUENT 0.23632	3.05e4	106.6	NO
5	5 13C9-PFNA	1803157-02 WWTP-INFLUENT 0.23632	1.52e4	77.3	NO
6	6 13C4-PFOS	1803157-02 WWTP-INFLUENT 0.23632	3.27e3	112.1	NO
7	7 13C6-PFDA	1803157-02 WWTP-INFLUENT 0.23632	2.08e4	103.2	NO
8	8 13C7-PFUDa	1803157-02 WWTP-INFLUENT 0.23632	2.30e4	93.5	NO

Name: 181016M1_125, Date: 17-Oct-2018, Time: 09:05:05, ID: 1803157-04 Central Park Siphon 0.24266, Description: Central Park Siphon

#	Name	ID	Area	%Rec	Area Out
1	1 13C4-PFBA	1803157-04 Central Park Siphon 0.24266	1.24e4	161.5	YES
2	2 13C5-PFHxA	1803157-04 Central Park Siphon 0.24266	2.14e4	102.5	NO
3	3 13C3-PFHxS	1803157-04 Central Park Siphon 0.24266	3.56e3	123.4	NO
4	4 13C8-PFOA	1803157-04 Central Park Siphon 0.24266	3.32e4	115.7	NO
5	5 13C9-PFNA	1803157-04 Central Park Siphon 0.24266	1.72e4	87.5	NO
6	6 13C4-PFOS	1803157-04 Central Park Siphon 0.24266	3.45e3	118.3	NO
7	7 13C6-PFDA	1803157-04 Central Park Siphon 0.24266	2.30e4	114.3	NO
8	8 13C7-PFUDa	1803157-04 Central Park Siphon 0.24266	2.67e4	108.6	NO

Dataset: Untitled

Last Altered: Wednesday, October 17, 2018 10:48:12 Pacific Daylight Time
Printed: Wednesday, October 17, 2018 10:48:17 Pacific Daylight Time

Name: 181016M1_126, Date: 17-Oct-2018, Time: 09:15:38, ID: 1803157-05 CVS Manhole 0.24162, Description: CVS Manhole

	# Name	ID	Area	%Rec	Area Out
1	1 13C4-PFBA	1803157-05 CVS Manhole 0.24162	1.22e4	157.8	YES
2	2 13C5-PFHxA	1803157-05 CVS Manhole 0.24162	2.13e4	102.0	NO
3	3 13C3-PFHxS	1803157-05 CVS Manhole 0.24162	3.36e3	116.3	NO
4	4 13C8-PFOA	1803157-05 CVS Manhole 0.24162	3.19e4	111.5	NO
5	5 13C9-PFNA	1803157-05 CVS Manhole 0.24162	1.65e4	83.9	NO
6	6 13C4-PFOS	1803157-05 CVS Manhole 0.24162	3.25e3	111.4	NO
7	7 13C6-PFDA	1803157-05 CVS Manhole 0.24162	2.00e4	99.2	NO
8	8 13C7-PFUDa	1803157-05 CVS Manhole 0.24162	1.86e4	75.8	NO

Name: 181016M1_127, Date: 17-Oct-2018, Time: 09:26:16, ID: 1803157-06 Equipment Blank 0.25715, Description: Equipment Blank

	# Name	ID	Area	%Rec	Area Out
1	1 13C4-PFBA	1803157-06 Equipment Blank 0.25715	1.25e4	162.5	YES
2	2 13C5-PFHxA	1803157-06 Equipment Blank 0.25715	2.19e4	104.9	NO
3	3 13C3-PFHxS	1803157-06 Equipment Blank 0.25715	3.28e3	113.8	NO
4	4 13C8-PFOA	1803157-06 Equipment Blank 0.25715	2.96e4	103.4	NO
5	5 13C9-PFNA	1803157-06 Equipment Blank 0.25715	1.79e4	91.0	NO
6	6 13C4-PFOS	1803157-06 Equipment Blank 0.25715	3.27e3	112.2	NO
7	7 13C6-PFDA	1803157-06 Equipment Blank 0.25715	2.15e4	107.0	NO
8	8 13C7-PFUDa	1803157-06 Equipment Blank 0.25715	2.79e4	113.6	NO

Name: 181016M1_128, Date: 17-Oct-2018, Time: 09:36:50, ID: IPA, Description: IPA

	# Name	ID	Area	%Rec	Area Out
1	1 13C4-PFBA	IPA			NO
2	2 13C5-PFHxA	IPA			NO
3	3 13C3-PFHxS	IPA			NO
4	4 13C8-PFOA	IPA			NO
5	5 13C9-PFNA	IPA			NO
6	6 13C4-PFOS	IPA			NO
7	7 13C6-PFDA	IPA			NO
8	8 13C7-PFUDa	IPA			NO

Name: 181016M1_129, Date: 17-Oct-2018, Time: 09:47:28, ID: ST181016M1-10 PFC CS3 18J0806, Description: PFC CS3 18J0806

	# Name	ID	Area	%Rec	Area Out
1	1 13C4-PFBA	ST181016M1-10 PFC CS3 18J0806	1.42e4	183.9	YES
2	2 13C5-PFHxA	ST181016M1-10 PFC CS3 18J0806	3.27e4	156.6	YES
3	3 13C3-PFHxS	ST181016M1-10 PFC CS3 18J0806	4.57e3	158.2	YES
4	4 13C8-PFOA	ST181016M1-10 PFC CS3 18J0806	4.60e4	160.7	YES
5	5 13C9-PFNA	ST181016M1-10 PFC CS3 18J0806	3.10e4	157.8	YES
6	6 13C4-PFOS	ST181016M1-10 PFC CS3 18J0806	4.76e3	163.1	YES
7	7 13C6-PFDA	ST181016M1-10 PFC CS3 18J0806	3.29e4	163.4	YES
8	8 13C7-PFUDa	ST181016M1-10 PFC CS3 18J0806	4.13e4	168.2	YES

Dataset: Untitled

Last Altered: Tuesday, October 16, 2018 16:29:30 Pacific Daylight Time

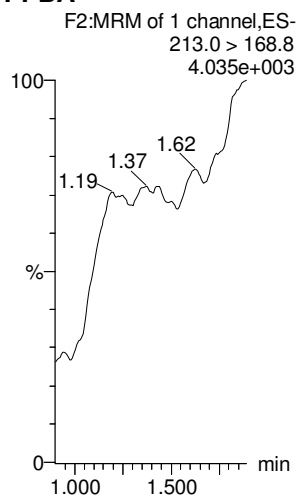
Printed: Tuesday, October 16, 2018 16:29:34 Pacific Daylight Time

Method: F:\Projects\PFAS.PRO\MethDB\PFAS_FULL_80C_101618.mdb 16 Oct 2018 14:15:22

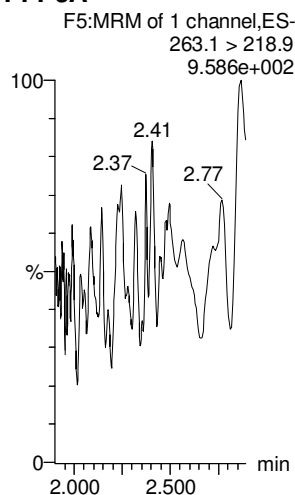
Calibration: F:\Projects\PFAS.PRO\CurveDB\C18_VAL-PFAS_Q4_10-14-18.cdb 14 Oct 2018 19:12:54

Name: 181016M1_3, Date: 16-Oct-2018, Time: 11:14:08, ID: IPA, Description: IPA

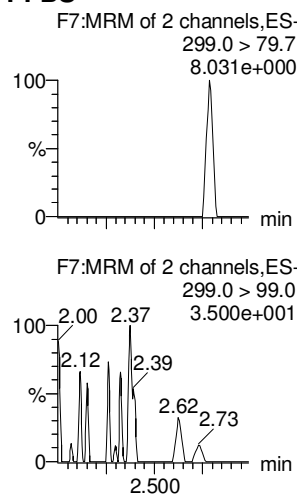
PFBA



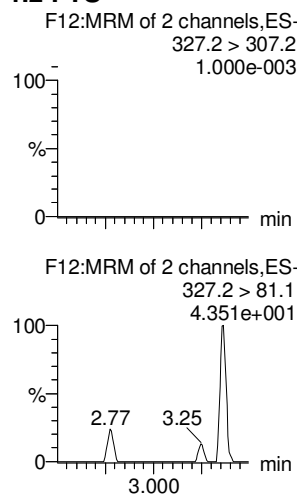
PFPeA



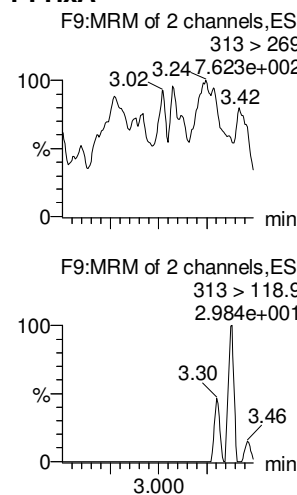
PFBS



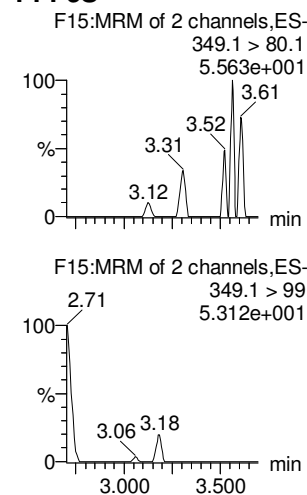
4:2 FTS



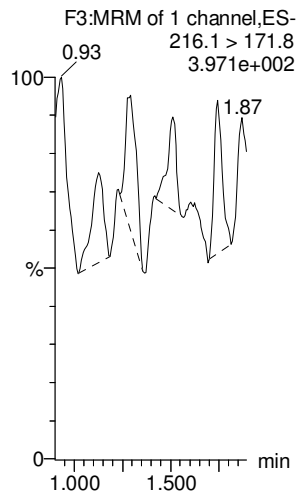
PFHxA



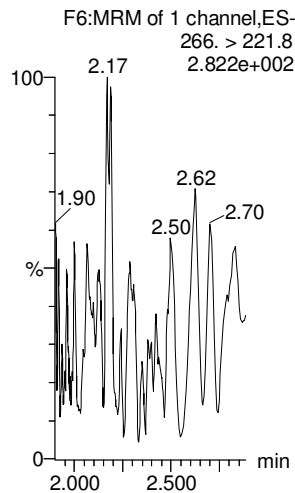
PFPeS



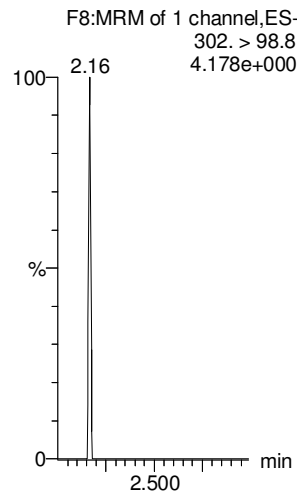
13C3-PFBA



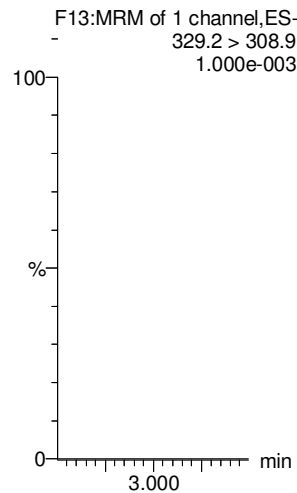
13C3-PFPeA




13C3-PFBS



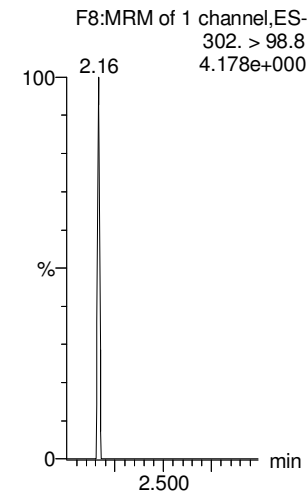
13C2-4:2 FTS



13C2-PFHxA



13C3-PFBS



Dataset: Untitled

Last Altered: Tuesday, October 16, 2018 16:29:30 Pacific Daylight Time

Printed: Tuesday, October 16, 2018 16:29:34 Pacific Daylight Time

Name: 181016M1_3, Date: 16-Oct-2018, Time: 11:14:08, ID: IPA, Description: IPA

6:2 FTS

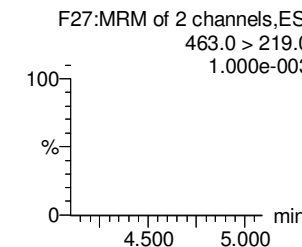
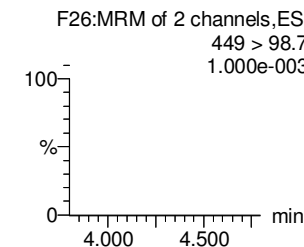
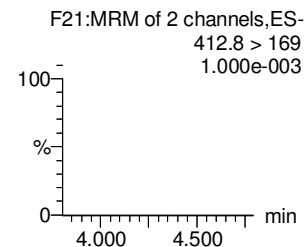
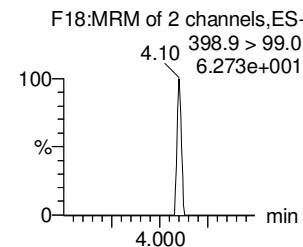
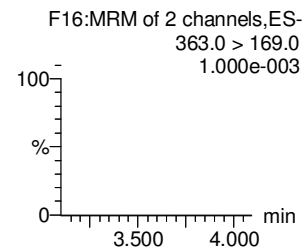
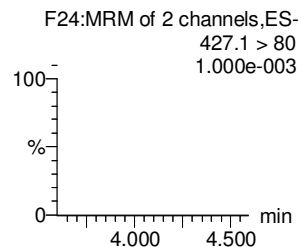
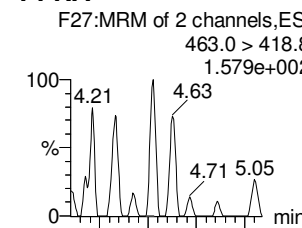
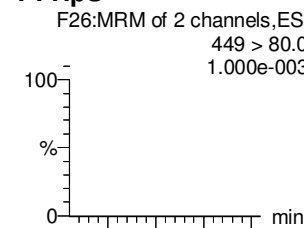
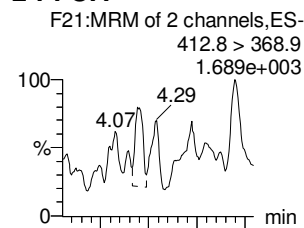
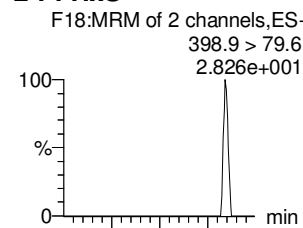
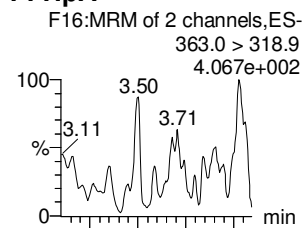
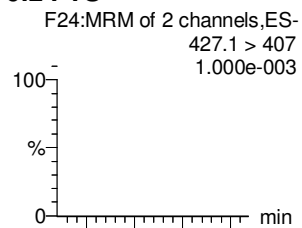
PFHpA

L-PFHxS

L-PFOA

PFHpS

PFNA



13C2-6:2 FTS

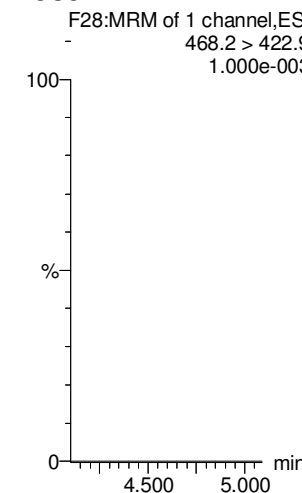
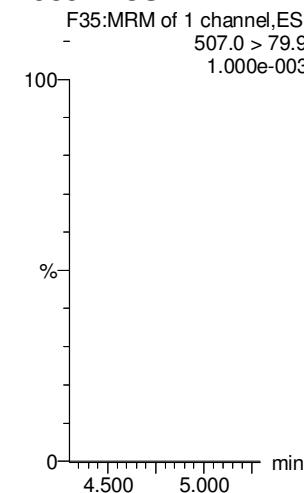
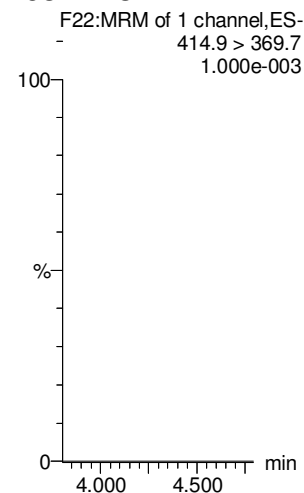
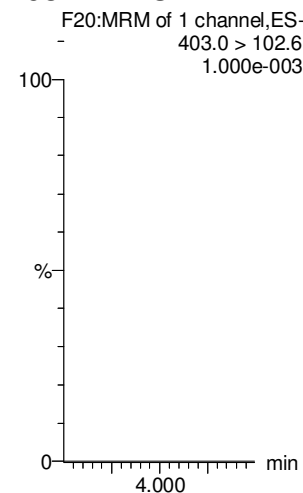
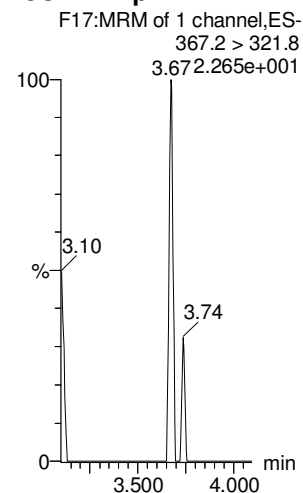
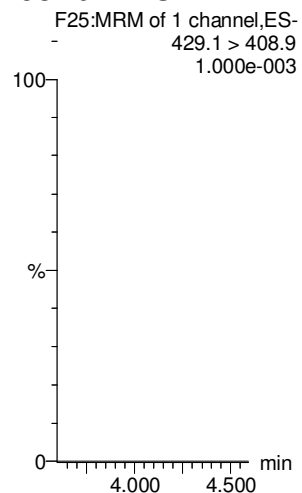
13C4-PFHpA

18O2-PFHxS

13C2-PFOA

13C8-PFOS

13C5-PFNA



Dataset: Untitled

Last Altered: Tuesday, October 16, 2018 16:29:30 Pacific Daylight Time

Printed: Tuesday, October 16, 2018 16:29:34 Pacific Daylight Time

Name: 181016M1_3, Date: 16-Oct-2018, Time: 11:14:08, ID: IPA, Description: IPA

PFOSA

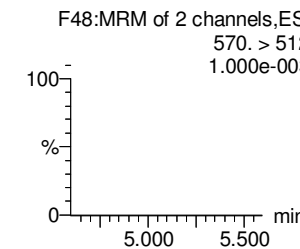
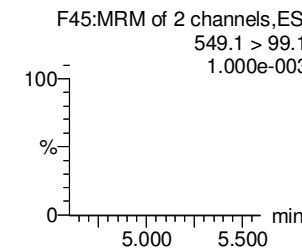
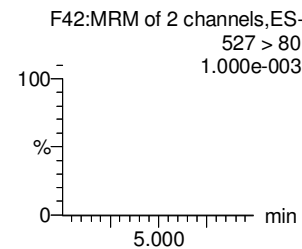
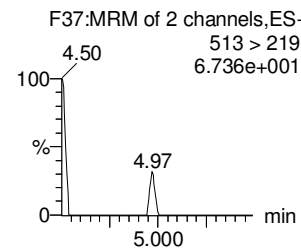
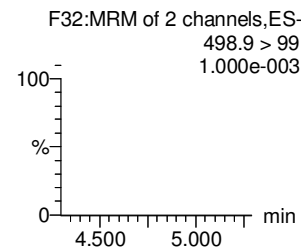
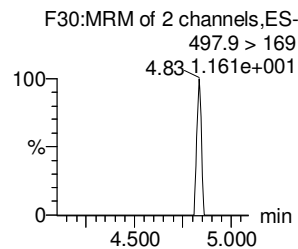
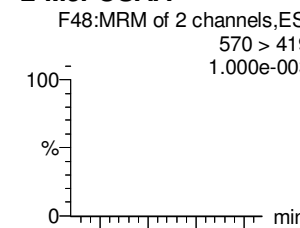
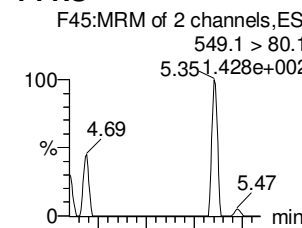
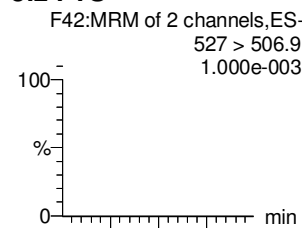
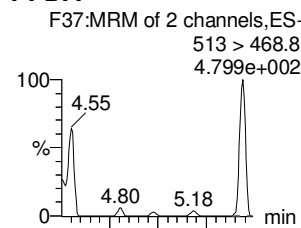
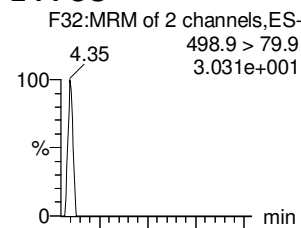
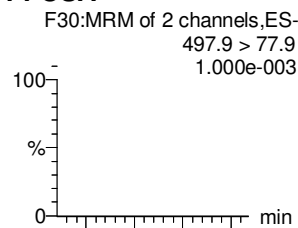
L-PFOS

PFDA

8:2 FTS

PFNS

L-MeFOSAA



13C8-PFOSA

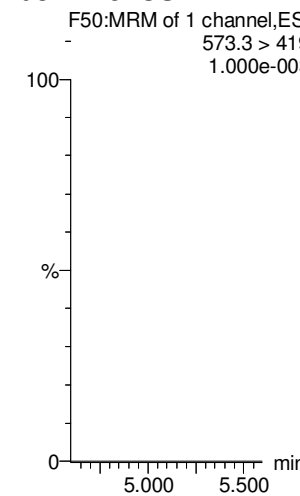
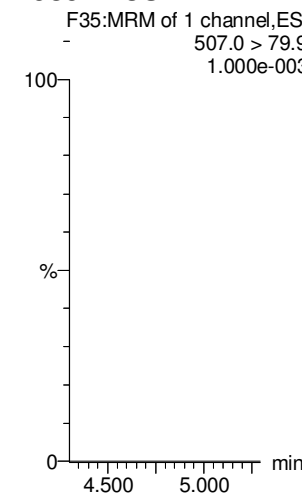
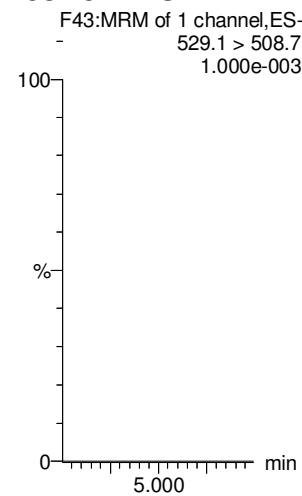
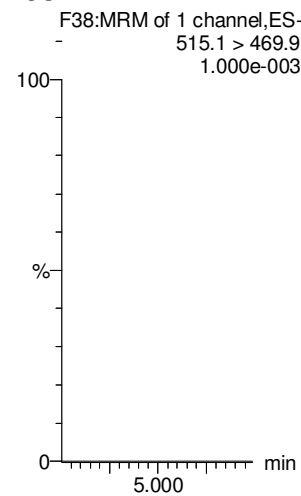
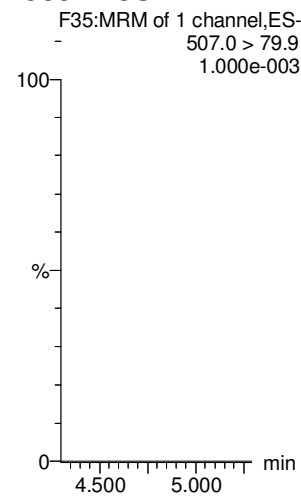
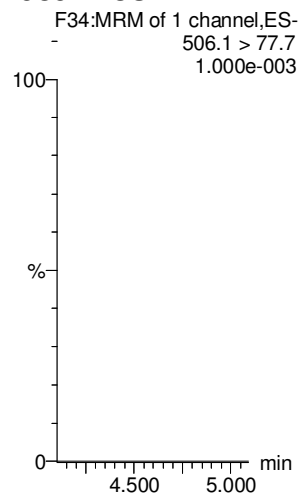
13C8-PFOS

13C2-PFDA

13C2-8:2 FTS

13C8-PFOS

d3-N-MeFOSAA



Dataset: Untitled

Last Altered: Tuesday, October 16, 2018 16:29:30 Pacific Daylight Time

Printed: Tuesday, October 16, 2018 16:29:34 Pacific Daylight Time

Name: 181016M1_3, Date: 16-Oct-2018, Time: 11:14:08, ID: IPA, Description: IPA

L-EtFOSAA

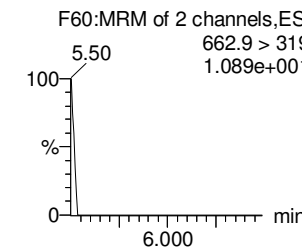
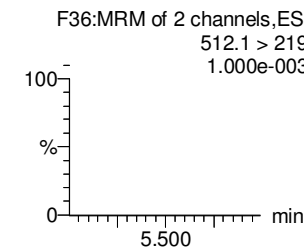
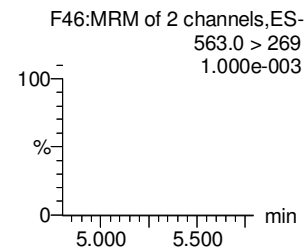
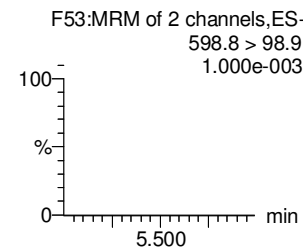
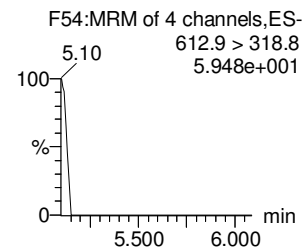
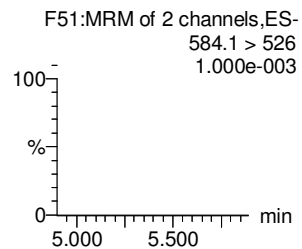
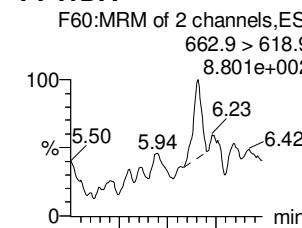
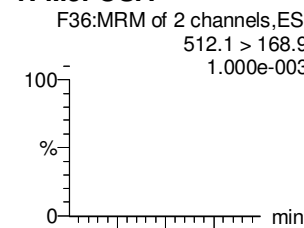
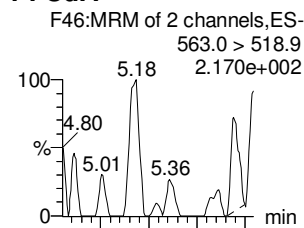
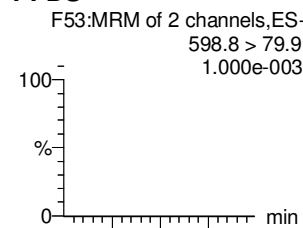
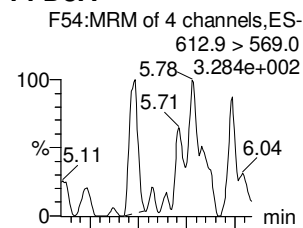
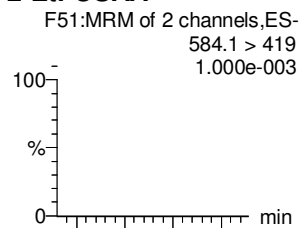
PFDoA

PFDS

PFUdA

N-MeFOSA

PFTrDA



d5-N-EtFOSAA

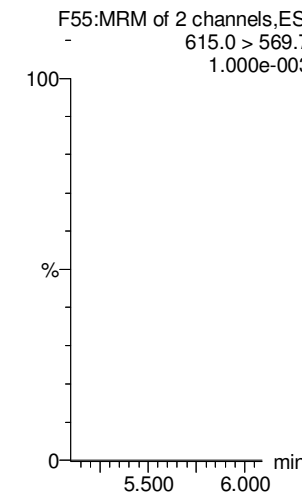
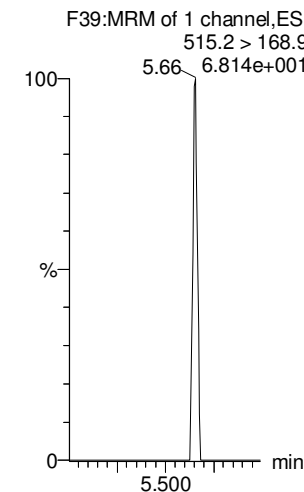
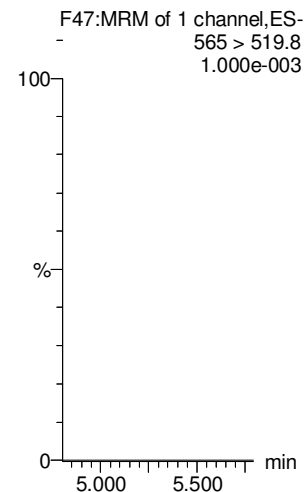
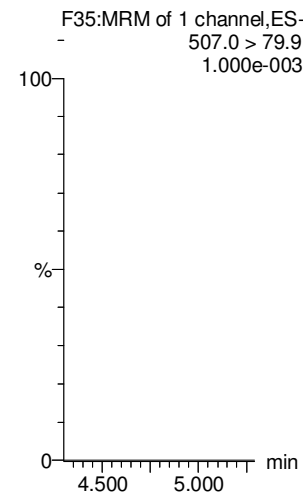
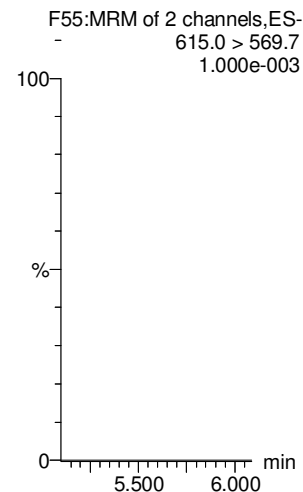
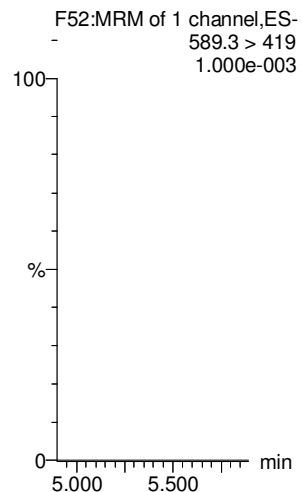
13C2-PFDoA

13C8-PFOS

13C2-PFUdA

d3-N-MeFOSA

13C2-PFDoA



Dataset: Untitled

Last Altered: Tuesday, October 16, 2018 16:29:30 Pacific Daylight Time

Printed: Tuesday, October 16, 2018 16:29:34 Pacific Daylight Time

Name: 181016M1_3, Date: 16-Oct-2018, Time: 11:14:08, ID: IPA, Description: IPA

PFTeDA

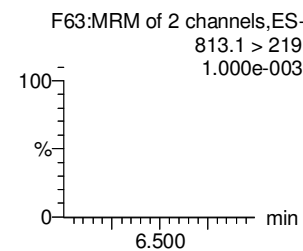
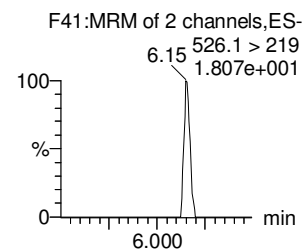
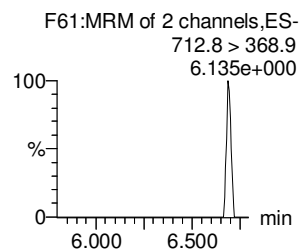
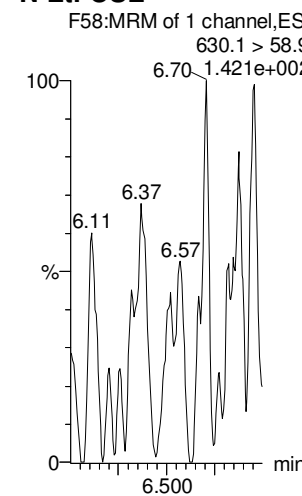
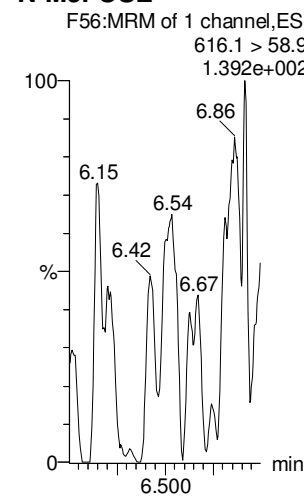
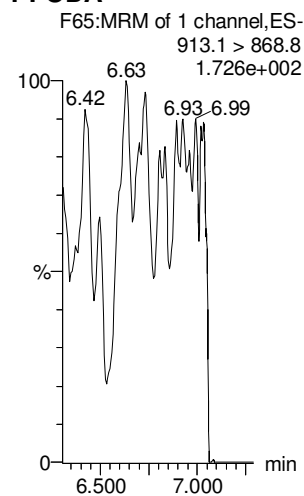
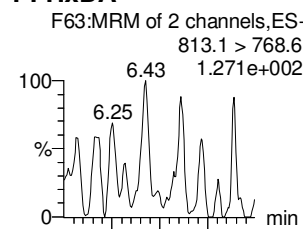
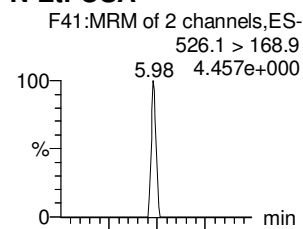
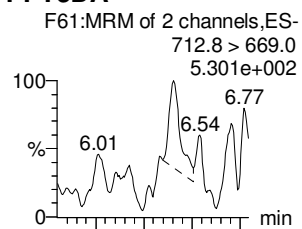
N-EtFOSA

PFHxDA

PFODA

N-MeFOSE

N-EtFOSE



13C2-PFTeDA

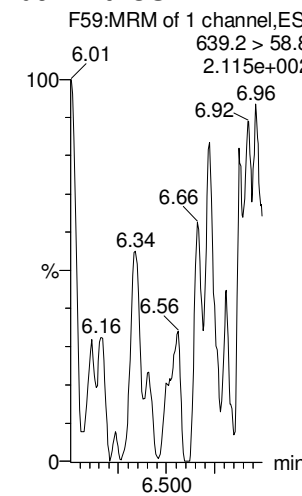
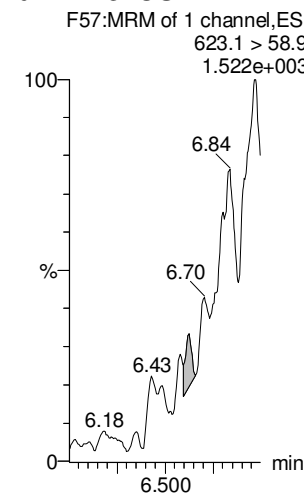
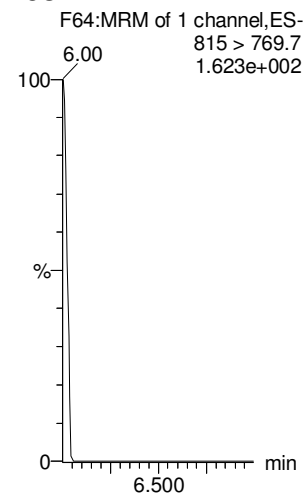
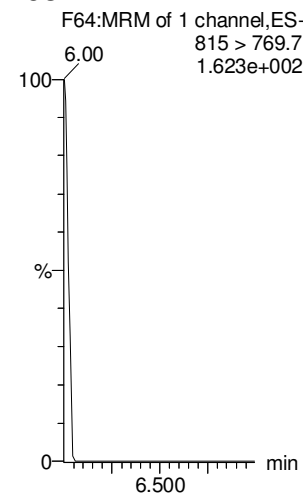
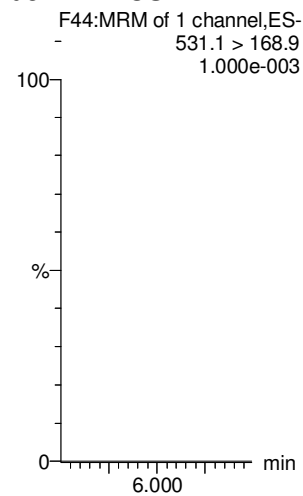
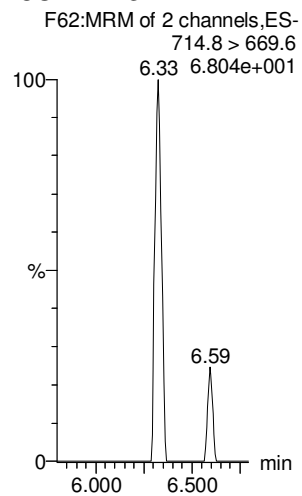
d5-N-ETFOSA

13C2-PFHxDA

13C2-PFHxDA

d7-N-MeFOSE

d9-N-EtFOSE



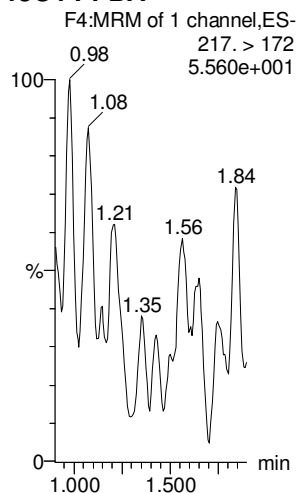
Dataset: Untitled

Last Altered: Tuesday, October 16, 2018 16:29:30 Pacific Daylight Time

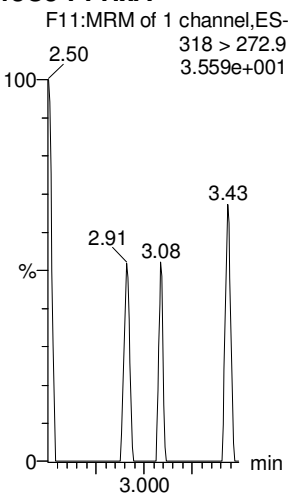
Printed: Tuesday, October 16, 2018 16:29:34 Pacific Daylight Time

Name: 181016M1_3, Date: 16-Oct-2018, Time: 11:14:08, ID: IPA, Description: IPA

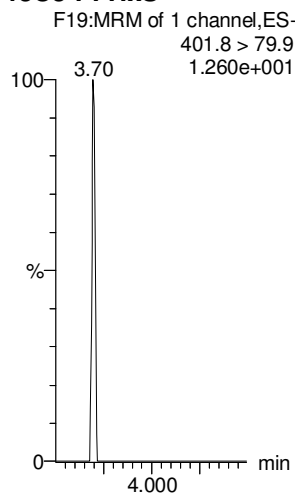
13C4-PFBA



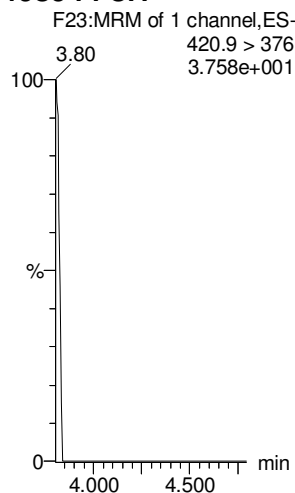
13C5-PFHxA



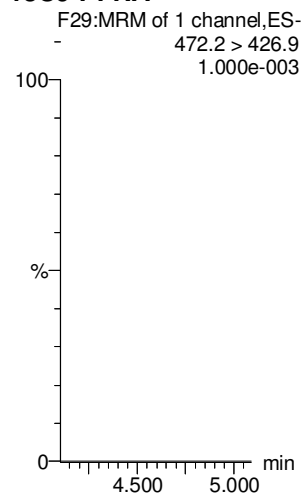
13C3-PFHxS



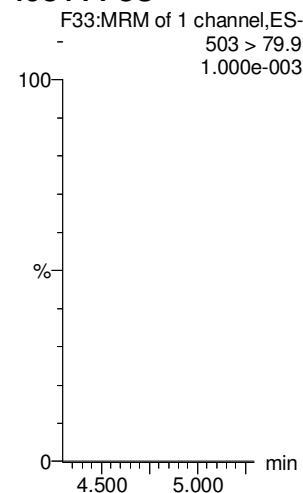
13C8-PFOA



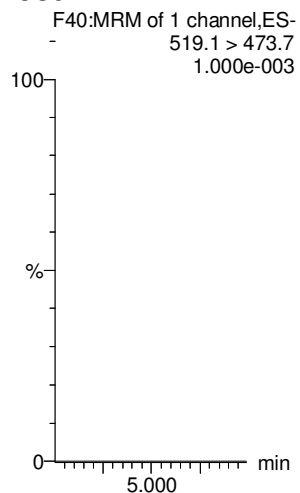
13C9-PFNA



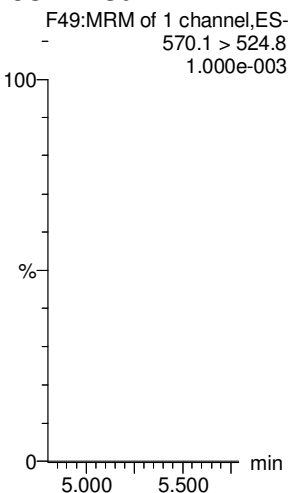
13C4-PFOS



13C6-PFDA



13C7-PFUdA



Dataset: F:\Projects\PFAS.PRO\Results\181016M1\181016M1-64.qld

Last Altered: Wednesday, October 17, 2018 10:09:13 Pacific Daylight Time

Printed: Wednesday, October 17, 2018 10:10:01 Pacific Daylight Time

Name: 181016M1_64, Date: 16-Oct-2018, Time: 22:18:41, ID: ST181016M1-6 PFC CS0 18J0803, Description: PFC CS0 18J0803

#	Name	Trace	Area	IS Area	wt/vol	RT	Response	Conc.	%Rec	Recovery ...	Ion Ratio	Ratio Out?
1	1 PFBA	213.0 > 168.8	661.745	5872.773	1.00	1.06	1.409	1.0	99.1	NO		
2	2 PFPeA	263.1 > 218.9	1090.312	11312.280	1.00	2.21	1.205	1.1	108.9	NO		
3	3 PFBS	299.0 > 79.7	292.297	1620.222	1.00	2.58	2.255	1.1	108.2	NO	2.952	NO
4	4 4:2 FTS	327.2>307.2	349.603	2511.279	1.00	3.10	1.740	1.0	104.2	NO	1.942	NO
5	5 PFHxA	313 > 269	1989.744	7930.406	1.00	3.19	1.255	1.0	102.8	NO	14.764	NO
6	6 PFPeS	349.1>80.1	280.631	1620.222	1.00	3.43	2.165	1.1	113.2	NO	1.591	NO
7	36 13C3-PFBA	216.1 > 171.8	5872.773	8241.004	1.00	1.06	8.908	12.4	99.3	NO		
8	37 13C3-PFPeA	266. > 221.8	11312.280	22824.207	1.00	2.21	6.195	11.9	95.5	NO		
9	38 13C3-PFBS	302. > 98.8	1620.222	3325.290	1.00	2.59	6.091	12.7	101.6	NO		
10	39 13C2-4:2 FTS	329.2>308.9	2511.279	3325.290	1.00	3.09	9.440	14.4	115.4	NO		
11	40 13C2-PFHxA	315 > 270	7930.406	22824.207	1.00	3.18	4.343	5.1	102.6	NO		
12	38 13C3-PFBS	302. > 98.8	1620.222	3325.290	1.00	2.59	6.091	12.7	101.6	NO		
13	-1											
14	10 6:2 FTS	427.1 > 407	482.045	2707.809	1.00	4.33	2.225	1.1	108.6	NO	3.267	NO
15	7 PFHpA	363.0 > 318.9	1317.547	11478.905	1.00	3.88	1.435	1.0	99.9	NO	10.122	NO
16	8 L-PFHxS	398.9 > 79.6	234.487	1255.402	1.00	4.03	2.335	1.2	123.9	NO	1.568	NO
17	11 L-PFOA	412.8 > 368.9	3069.898	20225.496	1.00	4.38	1.897	0.9	94.4	NO	3.484	NO
18	13 PFHpS	449 > 80.0	272.971	3592.126	1.00	4.50	0.950	1.0	101.3	NO	1.504	NO
19	14 PFNA	463.0 > 418.8	2072.190	20471.004	1.00	4.83	1.265	1.0	96.9	NO	4.540	NO
20	43 13C2-6:2 FTS	429.1 > 408.9	2707.809	3287.695	1.00	4.33	10.295	13.6	108.8	NO		
21	41 13C4-PFHpA	367.2 > 321.8	11478.905	22824.207	1.00	3.88	6.287	14.5	116.3	NO		
22	42 18O2-PFHxS	403.0 > 102.6	1255.402	3325.290	1.00	4.03	4.719	12.1	97.0	NO		
23	44 13C2-PFOA	414.9 > 369.7	20225.496	32522.287	1.00	4.38	7.774	13.1	105.2	NO		
24	47 13C8-PFOS	507.0 > 79.9	3592.126	3287.695	1.00	4.92	13.657	13.0	103.6	NO		
25	45 13C5-PFNA	468.2 > 422.9	20471.004	21714.305	1.00	4.83	11.784	12.6	100.7	NO		
26	-1											
27	15 PFOSA	497.9 > 77.9	395.415	4114.179	1.00	4.87	1.201	1.0	96.7	NO	22.521	YES
28	16 L-PFOS	498.9 > 79.9	323.717	3592.126	1.00	4.92	1.126	1.0	96.3	NO	1.860	NO
29	18 PFDA	513 > 468.8	2555.269	20263.717	1.00	5.22	1.576	1.1	106.3	NO	5.332	NO
30	19 8:2 FTS	527 > 506.9	313.401	2336.126	1.00	5.18	1.677	1.0	104.9	NO	2.010	NO
31	20 PFNS	549.1 > 80.1	261.051	3592.126	1.00	5.29	0.908	1.0	95.8	NO	1.448	NO
32	21 L-MeFOSAA	570 > 419	753.311	5442.890	1.00	5.37	1.730	1.0	97.8	NO	2.645	NO
33	46 13C8-PFOSA	506.1 > 77.7	4114.179	28925.254	1.00	4.87	1.778	11.3	90.1	NO		
34	47 13C8-PFOS	507.0 > 79.9	3592.126	3287.695	1.00	4.92	13.657	13.0	103.6	NO		

Handwritten signature
10/17/18

Handwritten signature
10/17/18

Dataset: F:\Projects\PFAS.PRO\Results\181016M1\181016M1-64.qld

Last Altered: Wednesday, October 17, 2018 10:09:13 Pacific Daylight Time

Printed: Wednesday, October 17, 2018 10:10:01 Pacific Daylight Time

Name: 181016M1_64, Date: 16-Oct-2018, Time: 22:18:41, ID: ST181016M1-6 PFC CS0 18J0803, Description: PFC CS0 18J0803

	# Name	Trace	Area	IS Area	wt/vol	RT	Response	Conc.	%Rec	Recovery ...	Ion Ratio	Ratio Out?
35	48 13C2-PFDA	515.1 > 469.9	20263.717	23159.908	1.00	5.22	10.937	12.8	102.2	NO		
36	49 13C2-8:2 FTS	529.1 > 508.7	2336.126	3287.695	1.00	5.18	8.882	12.4	98.8	NO		
37	47 13C8-PFOS	507.0 > 79.9	3592.126	3287.695	1.00	4.92	13.657	13.0	103.6	NO		
38	50 d3-N-MeFOSAA	573.3 > 419	5442.890	28925.254	1.00	5.37	2.352	13.1	104.8	NO		
39	-1											
40	23 L-EtFOSAA	584.1 > 419	534.402	6391.794	1.00	5.54	1.045	0.9	94.4	NO	1.040	NO
41	27 PFDoA	612.9 > 569.0	3015.667	24573.613	1.00	5.84	1.534	1.1	113.3	NO	11.223	YES
42	26 PFDS	598.8 > 79.9	365.204	3592.126	1.00	5.61	1.271	1.0	101.4	NO	2.042	NO
43	25 PFUdA	563.0 > 518.9	2502.382	27072.586	1.00	5.55	1.155	1.0	104.5	NO	14.933	YES
44	28 N-MeFOSA	512.1 > 168.9	517.129	12364.441	1.00	5.73	6.274	5.7	113.0	NO	1.386	NO
45	29 PFTrDA	662.9 > 618.9	3027.835	24573.613	1.00	6.10	1.540	1.1	105.0	NO	22.734	NO
46	52 d5-N-EtFOSAA	589.3 > 419	6391.794	28925.254	1.00	5.53	2.762	13.0	104.2	NO		
47	53 13C2-PFDoA	615.0 > 569.7	24573.613	23159.908	1.00	5.84	13.263	12.2	97.6	NO		
48	47 13C8-PFOS	507.0 > 79.9	3592.126	3287.695	1.00	4.92	13.657	13.0	103.6	NO		
49	51 13C2-PFUdA	565 > 519.8	27072.586	28925.254	1.00	5.55	11.699	13.6	109.0	NO		
50	54 d3-N-MeFOSA	515.2 > 168.9	12364.441	28925.254	1.00	5.76	5.343	143.0	95.3	NO		
51	53 13C2-PFDoA	615.0 > 569.7	24573.613	23159.908	1.00	5.84	13.263	12.2	97.6	NO		
52	-1											
53	30 PFTeDA	712.8 > 669.0	2462.340	16801.775	1.00	6.32	1.832	0.8	76.1	NO	12.791	NO
54	31 N-EtFOSA	526.1 > 168.9	574.470	16078.797	1.00	6.26	5.359	5.5	110.5	NO	1.541	NO
55	32 PFHxDA	813.1 > 768.6	1458.120	10150.865	1.00	6.67	0.718	1.2	123.0	NO	21.783	NO
56	33 PFODA	913.1 > 868.8	1807.823	10150.865	1.00	6.92	0.890	1.0	100.3	NO		
57	34 N-MeFOSE	616.1 > 58.9	475.613	11808.880	1.00	6.63	6.041	5.6	111.8	NO		
58	35 N-EtFOSE	630.1 > 58.9	495.513	11735.778	1.00	6.78	6.333	4.6	92.2	NO		
59	55 13C2-PFTeDA	714.8 > 669.6	16801.775	28925.254	1.00	6.32	7.261	15.3	122.5	NO		
60	56 d5-N-ETFOSE	531.1 > 168.9	16078.797	28925.254	1.00	6.28	6.948	150.7	100.5	NO		
61	57 13C2-PFHxDA	815 > 769.7	10150.865	28925.254	1.00	6.67	4.387	5.7	113.8	NO		
62	57 13C2-PFHxDA	815 > 769.7	10150.865	28925.254	1.00	6.67	4.387	5.7	113.8	NO		
63	58 d7-N-MeFOSE	623.1 > 58.9	11808.880	28925.254	1.00	6.62	5.103	119.6	79.7	NO		
64	59 d9-N-EtFOSE	639.2 > 58.8	11735.778	28925.254	1.00	6.77	5.072	122.1	81.4	NO		
65	-1											
66	60 13C4-PFBA	217. > 172	8241.004	8241.004	1.00	1.06	12.500	12.5	100.0	NO		
67	61 13C5-PFHxA	318 > 272.9	22824.207	22824.207	1.00	3.18	12.500	12.5	100.0	NO		
68	62 13C3-PFHxS	401.8 > 79.9	3325.290	3325.290	1.00	4.03	12.500	12.5	100.0	NO		

Dataset: F:\Projects\PFAS.PRO\Results\181016M1\181016M1-64.qld

Last Altered: Wednesday, October 17, 2018 10:09:13 Pacific Daylight Time

Printed: Wednesday, October 17, 2018 10:10:01 Pacific Daylight Time

Name: 181016M1_64, Date: 16-Oct-2018, Time: 22:18:41, ID: ST181016M1-6 PFC CS0 18J0803, Description: PFC CS0 18J0803

	# Name	Trace	Area	IS Area	wt/vol	RT	Response	Conc.	%Rec	Recovery ...	Ion Ratio	Ratio Out?
69	63 13C8-PFOA	420.9 > 376	32522.287	32522.287	1.00	4.38	12.500	12.5	100.0		NO	
70	64 13C9-PFNA	472.2 > 426.9	21714.305	21714.305	1.00	4.83	12.500	12.5	100.0		NO	
71	65 13C4-PFOS	503 > 79.9	3287.695	3287.695	1.00	4.92	12.500	12.5	100.0		NO	
72	66 13C6-PFDA	519.1 > 473.7	23159.908	23159.908	1.00	5.22	12.500	12.5	100.0		NO	
73	67 13C7-PFUdA	570.1 > 524.8	28925.254	28925.254	1.00	5.55	12.500	12.5	100.0		NO	

Dataset: Untitled

Last Altered: Wednesday, October 17, 2018 10:31:35 Pacific Daylight Time

Printed: Wednesday, October 17, 2018 10:32:33 Pacific Daylight Time

Method: F:\Projects\PFAS.PRO\MethDB\PFAS_FULL_80C_101618.mdb 16 Oct 2018 14:15:22

Calibration: F:\Projects\PFAS.PRO\CurveDB\C18_VAL-PFAS_Q4_10-14-18.cdb 14 Oct 2018 19:12:54

Compound name: PFBA

#	Name	ID	Acq.Date	Acq.Time
1	181016M1_1	IPA	16-Oct-18	10:52:54
2	181016M1_2	ST181016M1-1 PFC CS0 18J0803	16-Oct-18	11:03:30
3	181016M1_3	IPA	16-Oct-18	11:14:08
4	181016M1_4	1803172-15 BPS1-TT-MW30211-R-201...	16-Oct-18	11:24:44
5	181016M1_5	B8I0207-BS1 OPR 0.25	16-Oct-18	11:35:20
6	181016M1_6	B8I0207-BLK1 Method Blank 0.25	16-Oct-18	11:45:53
7	181016M1_7	1803149-01 1936040_501 0.26681	16-Oct-18	11:56:31
8	181016M1_8	1803149-02 1936310_511 0.24884	16-Oct-18	12:07:05
9	181016M1_9	1803149-03 1932190_501 0.26692	16-Oct-18	12:21:22
10	181016M1_10	1803149-04 1932130_502 0.25745	16-Oct-18	12:32:00
11	181016M1_11	1803149-05 1932250_003 0.24688	16-Oct-18	12:42:33
12	181016M1_12	1803149-06 1932250_002 0.24384	16-Oct-18	12:53:11
13	181016M1_13	1803149-07 1932250_001 0.25573	16-Oct-18	13:03:49
14	181016M1_14	1803202-03@5X MW007R 0.11368	16-Oct-18	13:14:22
15	181016M1_15	1803202-04@10X MW-3 0.11181	16-Oct-18	13:25:00
16	181016M1_16	IPA	16-Oct-18	13:35:39
17	181016M1_17	ST181016M1-2 PFC CS3 18J0806	16-Oct-18	13:46:12
18	181016M1_18	1803149-08 1932250_501 0.25175	16-Oct-18	13:56:50
19	181016M1_19	1803202-05@10X MW-6R 0.12286	16-Oct-18	14:08:52
20	181016M1_20	1803149-09 1936230_003 0.25572	16-Oct-18	14:19:26
21	181016M1_21	1803150-01 1855080_511 0.25628	16-Oct-18	14:29:56
22	181016M1_22	1803150-02 1856050_501 0.24774	16-Oct-18	14:49:23
23	181016M1_23	1803202-05@20X MW-6R 0.12286	16-Oct-18	15:04:19
24	181016M1_24	1803151-01 1036090_501 0.25102	16-Oct-18	15:14:55
25	181016M1_25	IPA	16-Oct-18	15:25:27
26	181016M1_26	ST181016M1-3 PFC CS3 18J0806	16-Oct-18	15:35:57
27	181016M1_27	1803151-02 1036090_002 0.2581	16-Oct-18	15:46:36
28	181016M1_28	B8J0004-BS1 OPR 0.25	16-Oct-18	15:57:09
29	181016M1_29	B8J0004-BLK1 Method Blank 0.25	16-Oct-18	16:07:47
30	181016M1_30	1803156-01 INTERCONNECT 0.23567	16-Oct-18	16:18:20
31	181016M1_31	1803156-02 WELL 4 RAW 0.23186	16-Oct-18	16:28:59
32	181016M1_32	1803156-03 WELL 8 RAW 0.22922	16-Oct-18	16:39:35

Dataset: Untitled

Last Altered: Wednesday, October 17, 2018 10:31:35 Pacific Daylight Time
 Printed: Wednesday, October 17, 2018 10:32:33 Pacific Daylight Time

Compound name: PFBA

#	Name	ID	Acq.Date	Acq.Time
33	33 181016M1_33	1803156-04 WELL 3 RAW 0.22743	16-Oct-18	16:50:11
34	34 181016M1_34	1803156-05 GREENFIELDS FIRE HOU...	16-Oct-18	17:00:43
35	35 181016M1_35	1803156-06 WELL 5 RAW 0.22671	16-Oct-18	17:11:22
36	36 181016M1_36	1803156-07 WELL 6 RAW 0.22749	16-Oct-18	17:21:55
37	37 181016M1_37	1803156-08 WELL 7 RAW 0.22925	16-Oct-18	17:32:33
38	38 181016M1_38	1803156-09 COLONIAL MANOR FIRE ...	16-Oct-18	17:43:06
39	39 181016M1_39	1803156-10 INTERCONNECT BLANK ...	16-Oct-18	17:53:44
40	40 181016M1_40	1803156-11 WELL 4 RAW BLANK 0.20...	16-Oct-18	18:04:16
41	41 181016M1_41	1803156-12 WELL 8 RAW BLANK 0.22...	16-Oct-18	18:14:54
42	42 181016M1_42	1803156-13 WELL 3 RAW BLANK 0.22...	16-Oct-18	18:25:27
43	43 181016M1_43	1803156-14 GREENFIELDS FIRE HOU...	16-Oct-18	18:36:05
44	44 181016M1_44	1803156-15 WELL 5 RAW BLANK 0.24...	16-Oct-18	18:46:43
45	45 181016M1_45	1803156-16 WELL 6 RAW BLANK 0.24...	16-Oct-18	18:57:16
46	46 181016M1_46	IPA	16-Oct-18	19:07:55
47	47 181016M1_47	ST181016M1-4 PFC CS3 18J0806	16-Oct-18	19:18:28
48	48 181016M1_48	1803156-17 WELL 7 RAW BLANK 0.24...	16-Oct-18	19:29:07
49	49 181016M1_49	1803156-18 COLONIAL MANOR FIRE ...	16-Oct-18	19:39:40
50	50 181016M1_50	B8J0058-BS1 OPR 0.125	16-Oct-18	19:50:18
51	51 181016M1_51	B8J0058-BLK1 Method Blank 0.125	16-Oct-18	20:00:51
52	52 181016M1_52	B8J0058-MS1 Matrix Spike 0.11889	16-Oct-18	20:11:30
53	53 181016M1_53	B8J0058-MSD1 Matrix Spike Dup 0.120...	16-Oct-18	20:22:02
54	54 181016M1_54	1803207-01 18Q3SS035-SW1201-SW-...	16-Oct-18	20:32:40
55	55 181016M1_55	1803213-01 CASTLE-OU2-EF02-18100...	16-Oct-18	20:43:13
56	56 181016M1_56	1803213-02 CASTLE-OU2-EF02-18100...	16-Oct-18	20:53:52
57	57 181016M1_57	1803213-03 CASTLE-OU2-IN01-18100...	16-Oct-18	21:04:24
58	58 181016M1_58	1803213-04 CASTLE-P3-EF02-181001 ...	16-Oct-18	21:15:03
59	59 181016M1_59	1803213-05 CASTLE-P3-IN01-181001 ...	16-Oct-18	21:25:41
60	60 181016M1_60	1803227-01 06302720002600_092718 ...	16-Oct-18	21:36:13
61	61 181016M1_61	1803227-02 06302720003000_092918 ...	16-Oct-18	21:46:52
62	62 181016M1_62	IPA	16-Oct-18	21:57:25
63	63 181016M1_63	ST181016M1-5 PFC CS3 18J0806	16-Oct-18	22:08:03
64	64 181016M1_64	ST181016M1-6 PFC CS0 18J0803	16-Oct-18	22:18:41
65	65 181016M1_65	1803241-01 REEPDW1324 0.12094	16-Oct-18	22:29:14
66	66 181016M1_66	1803241-02 REEPDW1331 0.12086	16-Oct-18	22:39:52
67	67 181016M1_67	1803241-03 REEPDW1325 0.12024	16-Oct-18	22:50:30
68	68 181016M1_68	1803241-04 REEPDW1326 0.11896	16-Oct-18	23:01:03

Dataset: Untitled

Last Altered: Wednesday, October 17, 2018 10:31:35 Pacific Daylight Time

Printed: Wednesday, October 17, 2018 10:32:33 Pacific Daylight Time

Compound name: PFBA

#	Name	ID	Acq.Date	Acq.Time
69	69 181016M1_69	1803241-05 REEPDW1323 0.12176	16-Oct-18	23:11:42
70	70 181016M1_70	1803243-01 REEPDW1324FRB 0.11927	16-Oct-18	23:22:20
71	71 181016M1_71	1803243-02 REEPDW1331FRB 0.1185	16-Oct-18	23:32:53
72	72 181016M1_72	1803243-03 REEPDW1325FRB 0.12034	16-Oct-18	23:43:31
73	73 181016M1_73	1803243-04 REEPDW1326FRB 0.12138	16-Oct-18	23:54:05
74	74 181016M1_74	1803243-05 REEPDW1323FRB 0.1221	17-Oct-18	00:04:43
75	75 181016M1_75	B8J0057-BS1 OPR 0.125	17-Oct-18	00:15:16
76	76 181016M1_76	B8J0057-BLK1 Method Blank 0.125	17-Oct-18	00:25:54
77	77 181016M1_77	B8J0057-MS1 Matrix Spike 0.11622	17-Oct-18	00:36:27
78	78 181016M1_78	B8J0057-MSD1 Matrix Spike Dup 0.11331	17-Oct-18	00:47:05
79	79 181016M1_79	B8J0057-MS2 Matrix Spike 0.11267	17-Oct-18	00:57:38
80	80 181016M1_80	B8J0057-MSD2 Matrix Spike Dup 0.11266	17-Oct-18	01:08:08
81	81 181016M1_81	1803231-01 OCSTR-WL01-1018 0.11422	17-Oct-18	01:18:46
82	82 181016M1_82	1803231-02 OCSTR-FB01-1018 0.11586	17-Oct-18	01:29:19
83	83 181016M1_83	1803231-03 OC-MW0SD-1018 0.1132	17-Oct-18	01:39:58
84	84 181016M1_84	1803231-04 OC-FB-100218 0.11863	17-Oct-18	01:50:31
85	85 181016M1_85	1803231-05 MW-BG01-1018 0.11296	17-Oct-18	02:01:10
86	86 181016M1_86	1803231-06 MW-BG01P-1018 0.11178	17-Oct-18	02:11:48
87	87 181016M1_87	1803231-07 OC-EB01-100218 0.11333	17-Oct-18	02:22:21
88	88 181016M1_88	IPA	17-Oct-18	02:32:59
89	89 181016M1_89	ST181016M1-7 PFC CS3 18J0806	17-Oct-18	02:43:37
90	90 181016M1_90	B8I0213-BS1 OPR 0.25	17-Oct-18	02:54:11
91	91 181016M1_91	B8I0213-BLK1 Method Blank 0.25	17-Oct-18	03:04:50
92	92 181016M1_92	1803162-01 DEQ-CR-MW-1 0.24807	17-Oct-18	03:15:28
93	93 181016M1_93	1803162-02 DEQ-CR-MW-1 DUP 0.253...	17-Oct-18	03:26:01
94	94 181016M1_94	1803162-03 DEQ-CR-MW-2 0.24817	17-Oct-18	03:36:31
95	95 181016M1_95	1803162-04 DEQ-CR-MW-3 0.24665	17-Oct-18	03:47:10
96	96 181016M1_96	1803162-05 DEQ-CR-MW-5 0.24094	17-Oct-18	03:57:42
97	97 181016M1_97	1803162-06 DEQ-CR-MW-6 0.23706	17-Oct-18	04:08:20
98	98 181016M1_98	1803162-07 DEQ-CR-MW-7 0.25333	17-Oct-18	04:18:54
99	99 181016M1_99	1803165-01 DEQ-LMW-1 0.2334	17-Oct-18	04:29:32
100	1... 181016M1_100	1803165-02 DEQ-LMW-3 0.24276	17-Oct-18	04:40:05
101	1... 181016M1_101	1803165-03 DEQ-LMW-3 DUP 0.24421	17-Oct-18	04:50:44
102	1... 181016M1_102	IPA	17-Oct-18	05:01:17
103	1... 181016M1_103	ST181016M1-8 PFC CS3 18J0806	17-Oct-18	05:11:55
104	1... 181016M1_104	1803165-04 DEQ-LMW-4 0.2518	17-Oct-18	05:22:28

Dataset: Untitled

Last Altered: Wednesday, October 17, 2018 10:31:35 Pacific Daylight Time

Printed: Wednesday, October 17, 2018 10:32:33 Pacific Daylight Time

Compound name: PFBA

#	Name	ID	Acq.Date	Acq.Time
105	1... 181016M1_105	1803165-05 DEQ-LMW-5 0.23828	17-Oct-18	05:33:07
106	1... 181016M1_106	1803166-01 DEQ-RR-MW-4 0.24533	17-Oct-18	05:43:45
107	1... 181016M1_107	1803166-02 DEQ-RR-MW-5 0.24823	17-Oct-18	05:54:18
108	1... 181016M1_108	1803166-03 DEQ-RR-MW-6 0.24215	17-Oct-18	06:04:56
109	1... 181016M1_109	1803166-04 DEQ-RR-MW-8 0.25891	17-Oct-18	06:15:28
110	1... 181016M1_110	B8J0017-BS1 OPR 0.125	17-Oct-18	06:26:07
111	1... 181016M1_111	B8J0017-BLK1 Method Blank 0.125	17-Oct-18	06:36:40
112	1... 181016M1_112	1803164-01 McCarron Well 1 - 44 ft ove...	17-Oct-18	06:47:18
113	1... 181016M1_113	1803164-02 McCarron Well 2 - 300 ft be...	17-Oct-18	06:57:52
114	1... 181016M1_114	1803188-02 Houlton MHP 0.11963	17-Oct-18	07:08:30
115	1... 181016M1_115	1803188-06 SW-1 0.11674	17-Oct-18	07:19:02
116	1... 181016M1_116	IPA	17-Oct-18	07:29:41
117	1... 181016M1_117	ST181016M1-9 PFC CS3 18J0806	17-Oct-18	07:40:20
118	1... 181016M1_118	1803188-07 SW-3 0.11521	17-Oct-18	07:50:52
119	1... 181016M1_119	1803188-08 SW-4 0.11768	17-Oct-18	08:01:31
120	1... 181016M1_120	1803188-09 FB-1 0.12139	17-Oct-18	08:12:05
121	1... 181016M1_121	B8J0018-BS1 OPR 0.25	17-Oct-18	08:22:43
122	1... 181016M1_122	B8J0018-BLK1 Method Blank 0.25	17-Oct-18	08:33:15
123	1... 181016M1_123	1803157-01 WWTP-EFFLUENT 0.24875	17-Oct-18	08:43:53
124	1... 181016M1_124	1803157-02 WWTP-INFLUENT 0.23632	17-Oct-18	08:54:27
125	1... 181016M1_125	1803157-04 Central Park Siphon 0.24266	17-Oct-18	09:05:05
126	1... 181016M1_126	1803157-05 CVS Manhole 0.24162	17-Oct-18	09:15:38
127	1... 181016M1_127	1803157-06 Equipment Blank 0.25715	17-Oct-18	09:26:16
128	1... 181016M1_128	IPA	17-Oct-18	09:36:50
129	1... 181016M1_129	ST181016M1-10 PFC CS3 18J0806	17-Oct-18	09:47:28

Dataset: F:\Projects\PFAS.PRO\Results\181016M1\181016M1-64.qld

Last Altered: Wednesday, October 17, 2018 10:09:13 Pacific Daylight Time

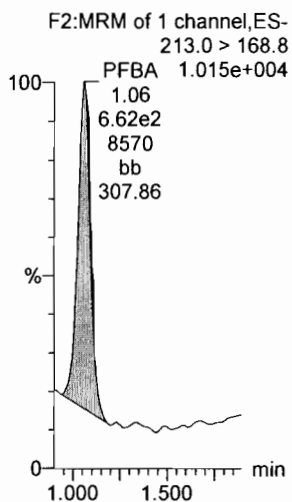
Printed: Wednesday, October 17, 2018 10:10:01 Pacific Daylight Time

Method: F:\Projects\PFAS.PRO\MethDB\PFAS_FULL_80C_101618.mdb 16 Oct 2018 14:15:22

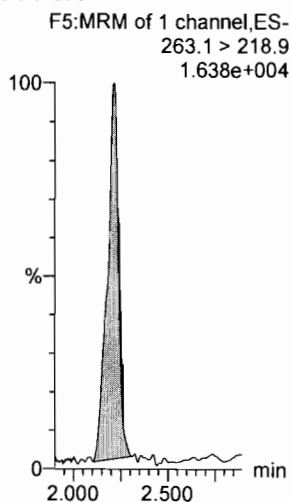
Calibration: F:\Projects\PFAS.PRO\CurveDB\C18_VAL-PFAS_Q4_10-14-18.cdb 14 Oct 2018 19:12:54

Name: 181016M1_64, Date: 16-Oct-2018, Time: 22:18:41, ID: ST181016M1-6 PFC CS0 18J0803, Description: PFC CS0 18J0803

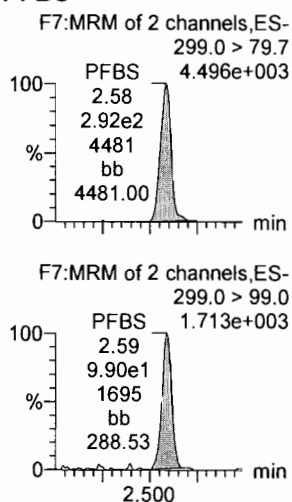
PFBA



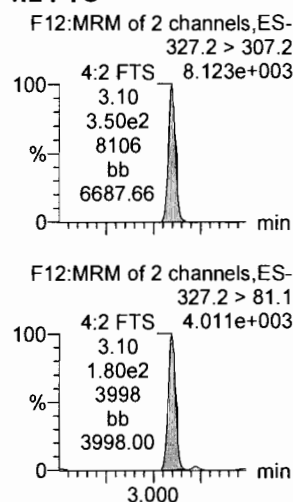
PFPeA



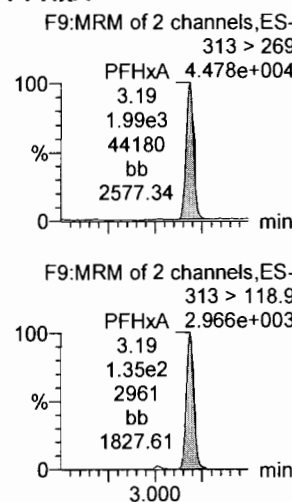
PFBS



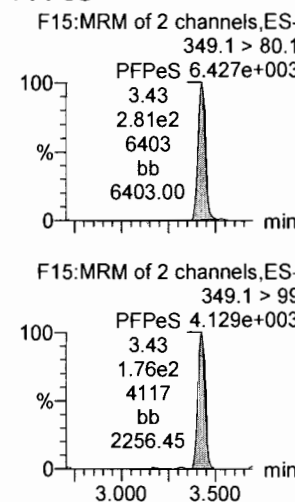
4:2 FTS



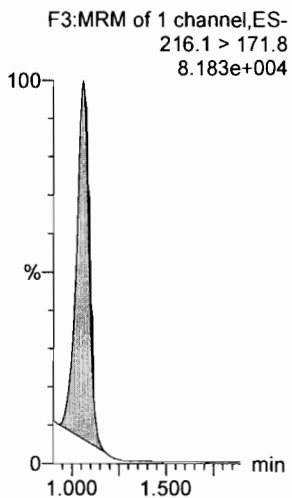
PFHxA



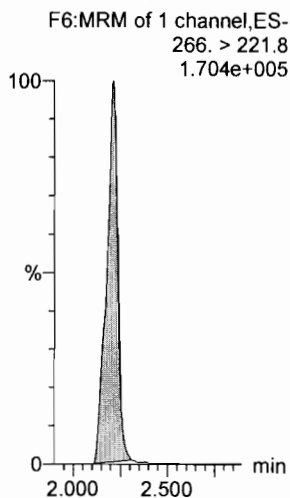
PFPeS



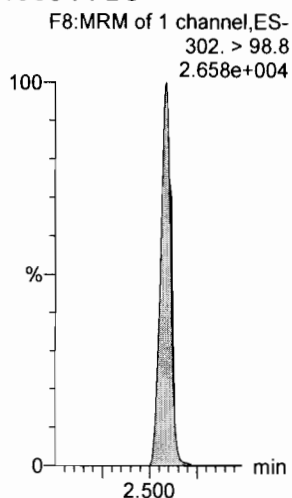
13C3-PFBA



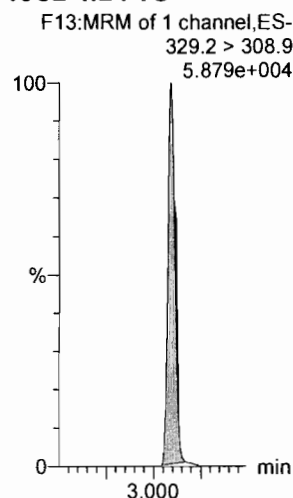
13C3-PFPeA



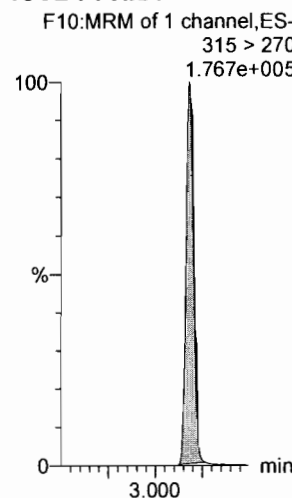
13C3-PFBS



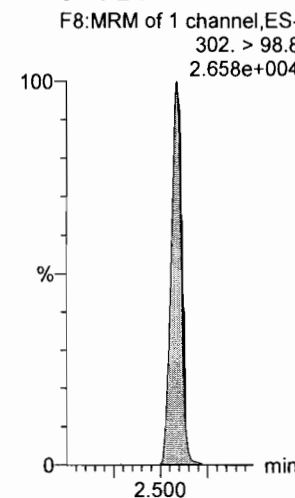
13C2-4:2 FTS



13C2-PFHxA



13C3-PFBS

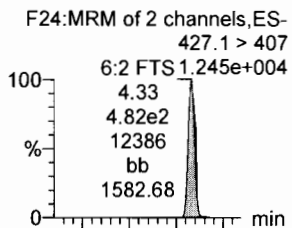


Dataset: F:\Projects\PFAS.PRO\Results\181016M1\181016M1-64.qld

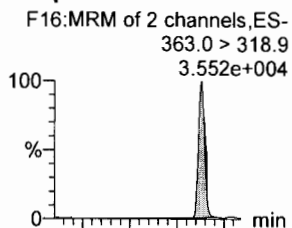
Last Altered: Wednesday, October 17, 2018 10:09:13 Pacific Daylight Time
Printed: Wednesday, October 17, 2018 10:10:01 Pacific Daylight Time

Name: 181016M1_64, Date: 16-Oct-2018, Time: 22:18:41, ID: ST181016M1-6 PFC CS0 18J0803, Description: PFC CS0 18J0803

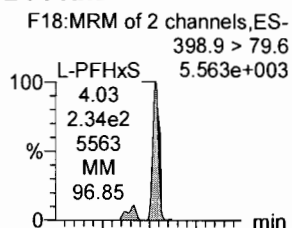
6:2 FTS



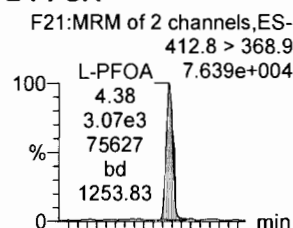
PFHpa



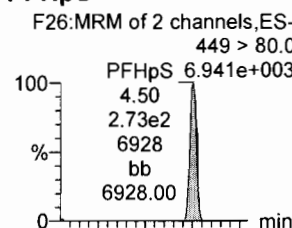
L-PFHxS



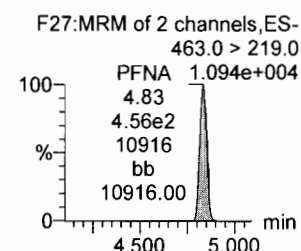
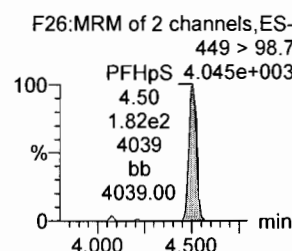
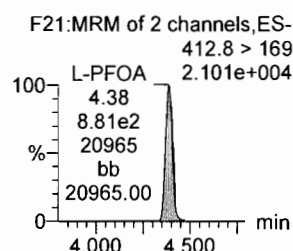
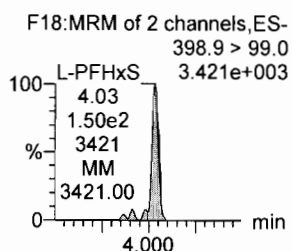
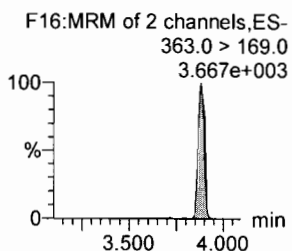
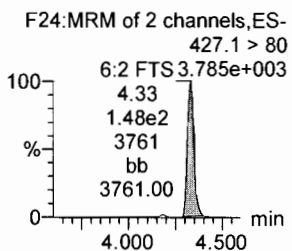
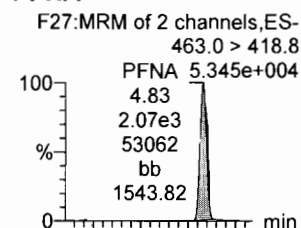
L-PFOA



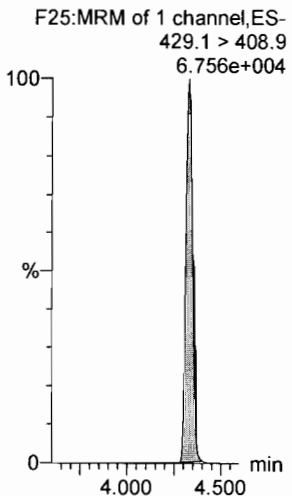
PFHpS



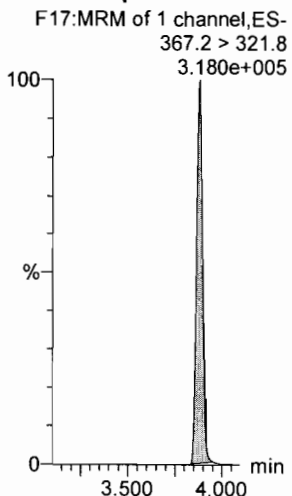
PFNA



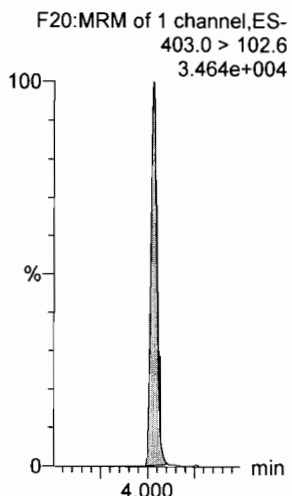
13C2-6:2 FTS



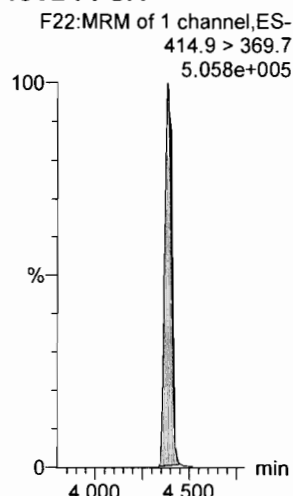
13C4-PFHpa



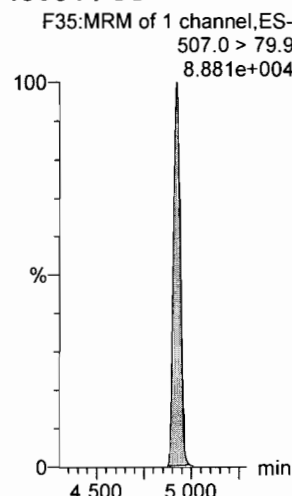
18O2-PFHxS



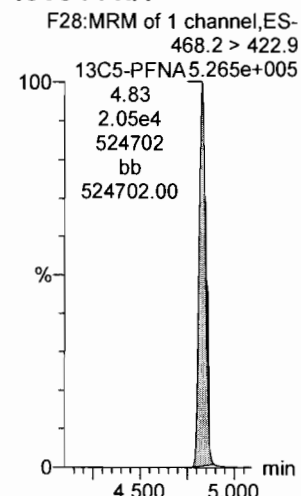
13C2-PFOA



13C8-PFOS



13C5-PFNA



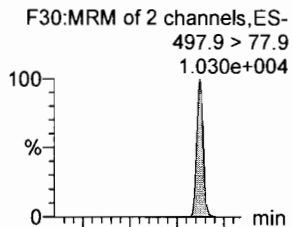
Dataset: F:\Projects\PFAS.PRO\Results\181016M1\181016M1-64.qld

Last Altered: Wednesday, October 17, 2018 10:09:13 Pacific Daylight Time

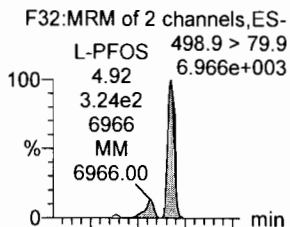
Printed: Wednesday, October 17, 2018 10:10:01 Pacific Daylight Time

Name: 181016M1_64, Date: 16-Oct-2018, Time: 22:18:41, ID: ST181016M1-6 PFC CS0 18J0803, Description: PFC CS0 18J0803

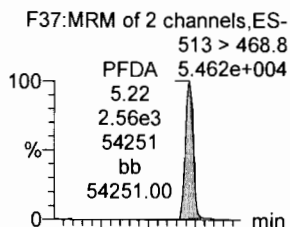
PFOSA



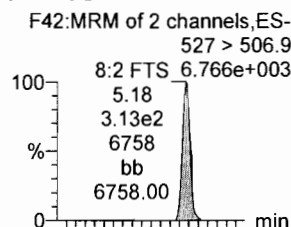
L-PFOS



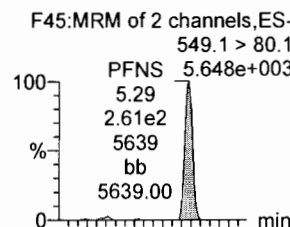
PFDA



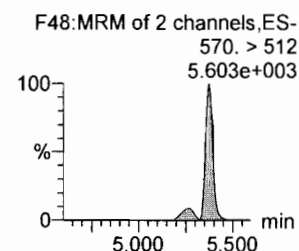
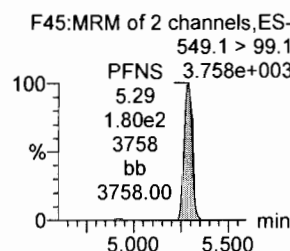
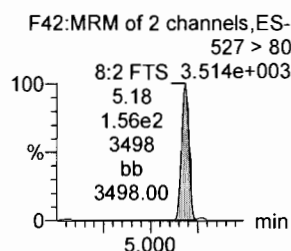
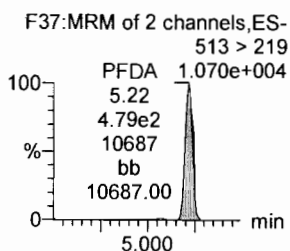
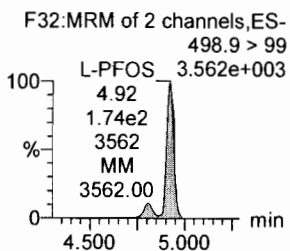
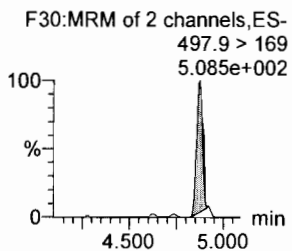
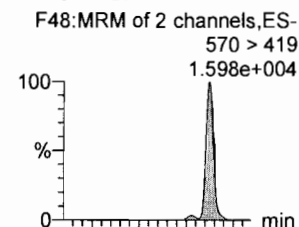
8:2 FTS



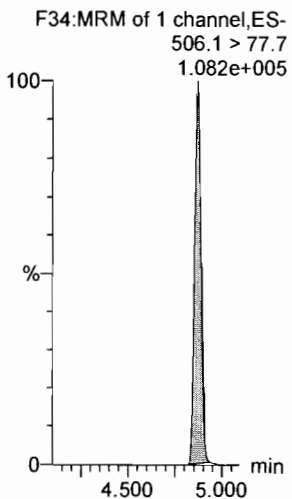
PFNS



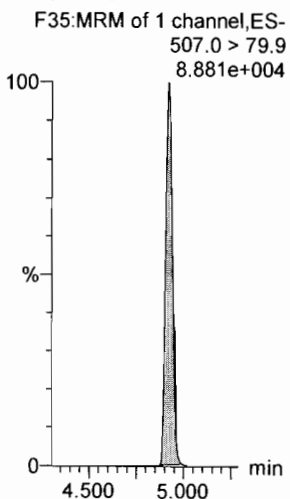
L-MeFOSAA



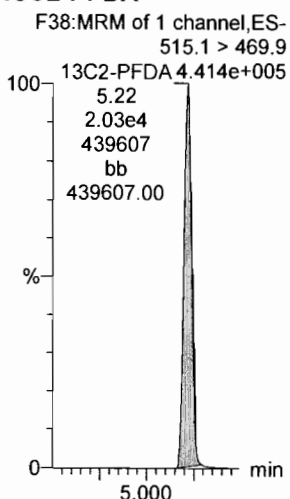
13C8-PFOSA



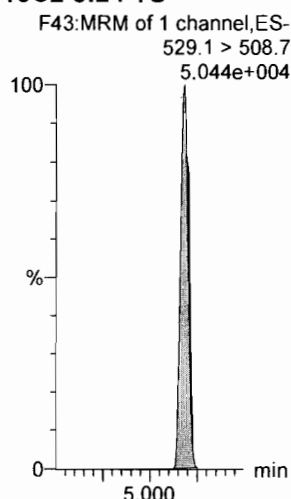
13C8-PFOS



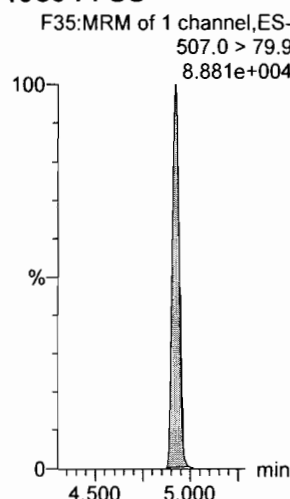
13C2-PFDA



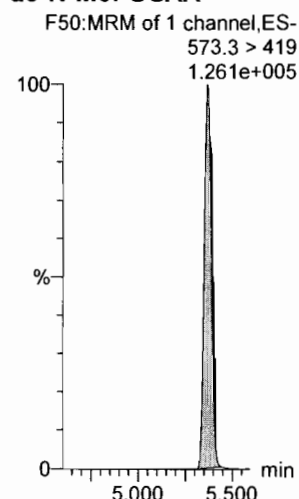
13C2-8:2 FTS



13C8-PFOS



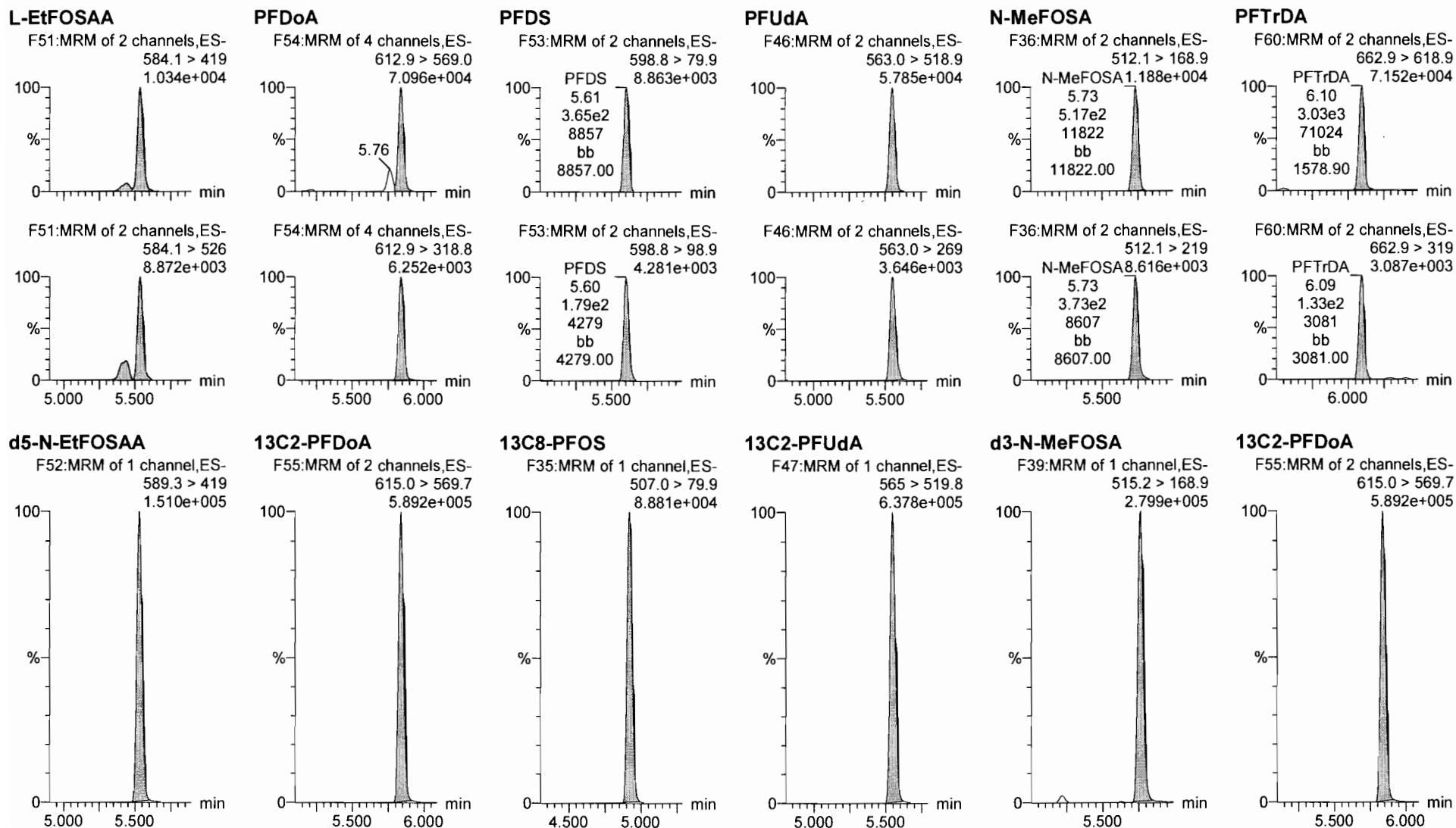
d3-N-MeFOSAA



Dataset: F:\Projects\PFAS.PRO\Results\181016M1\181016M1-64.qld

Last Altered: Wednesday, October 17, 2018 10:09:13 Pacific Daylight Time
Printed: Wednesday, October 17, 2018 10:10:01 Pacific Daylight Time

Name: 181016M1_64, Date: 16-Oct-2018, Time: 22:18:41, ID: ST181016M1-6 PFC CS0 18J0803, Description: PFC CS0 18J0803



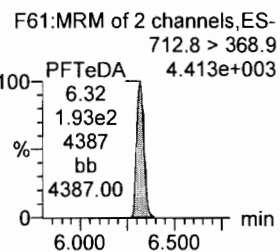
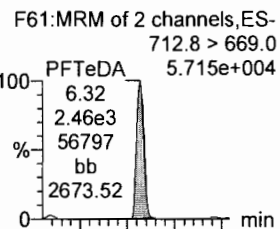
Dataset: F:\Projects\PFAS.PRO\Results\181016M1\181016M1-64.qld

Last Altered: Wednesday, October 17, 2018 10:09:13 Pacific Daylight Time

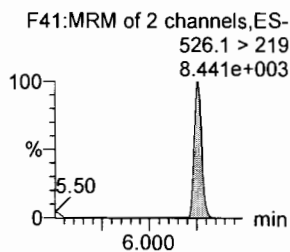
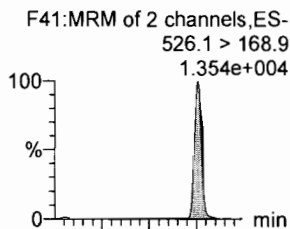
Printed: Wednesday, October 17, 2018 10:10:01 Pacific Daylight Time

Name: 181016M1_64, Date: 16-Oct-2018, Time: 22:18:41, ID: ST181016M1-6 PFC CS0 18J0803, Description: PFC CS0 18J0803

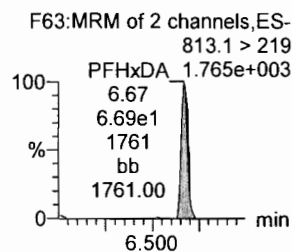
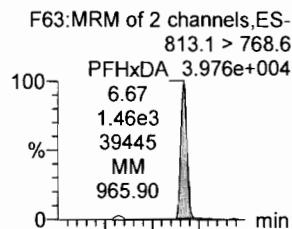
PFTeDA




N-EtFOFA



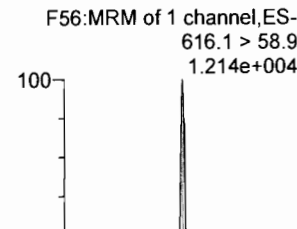
PFHxDA



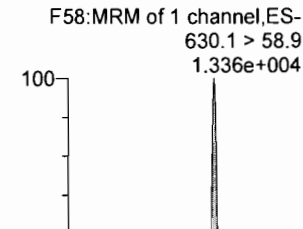
PFODA



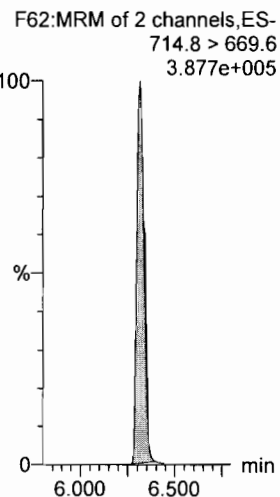
N-MeFOSE



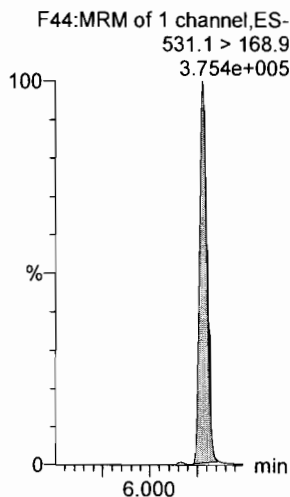
N-EtFOSE



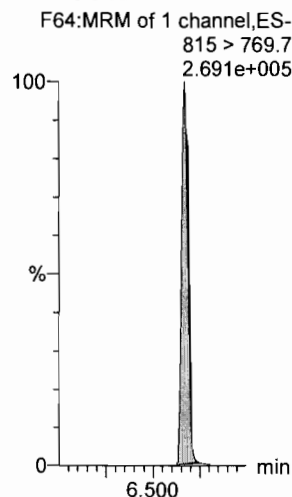
13C2-PFTeDA



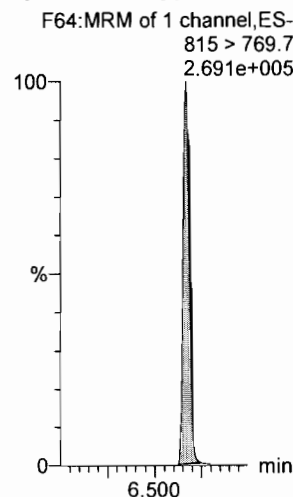
d5-N-ETFOFA



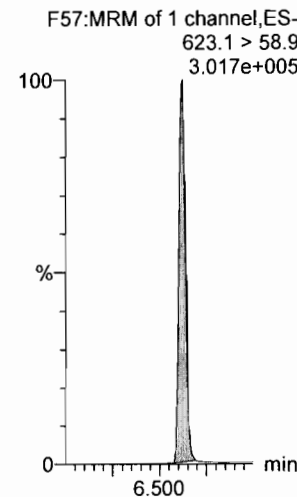
13C2-PFHxDA



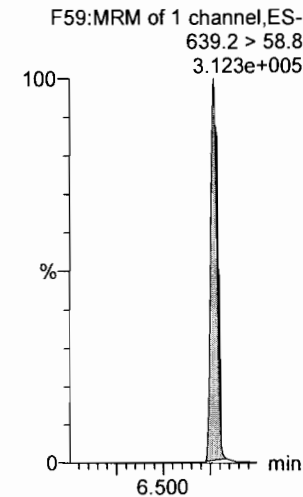
13C2-PFHxDA



d7-N-MeFOSE



d9-N-EtFOSE



Dataset: F:\Projects\PFAS.PRO\Results\181016M1\181016M1-64.qld

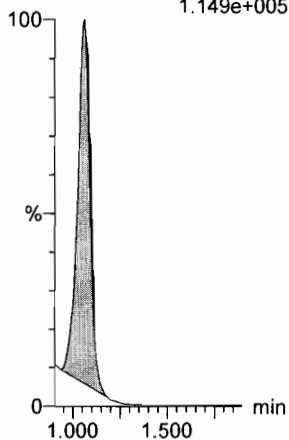
Last Altered: Wednesday, October 17, 2018 10:09:13 Pacific Daylight Time

Printed: Wednesday, October 17, 2018 10:10:01 Pacific Daylight Time

Name: 181016M1_64, Date: 16-Oct-2018, Time: 22:18:41, ID: ST181016M1-6 PFC CS0 18J0803, Description: PFC CS0 18J0803

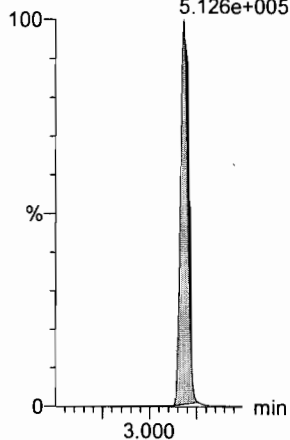
13C4-PFBA

F4:MRM of 1 channel,ES-
217. > 172
1.149e+005



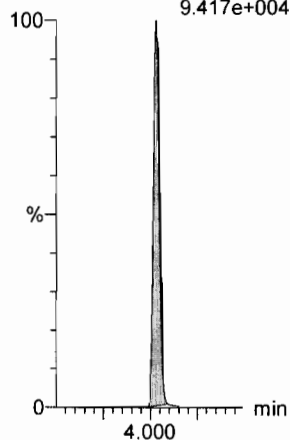
13C5-PFHxA

F11:MRM of 1 channel,ES-
318 > 272.9
5.126e+005



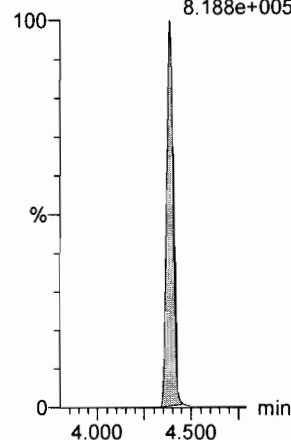
13C3-PFHxS

F19:MRM of 1 channel,ES-
401.8 > 79.9
9.417e+004



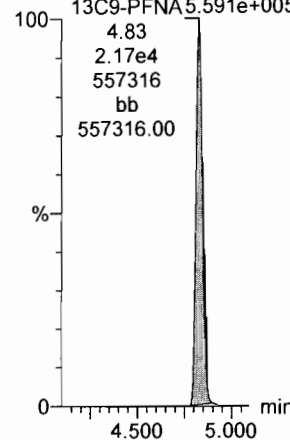
13C8-PFOA

F23:MRM of 1 channel,ES-
420.9 > 376
8.188e+005



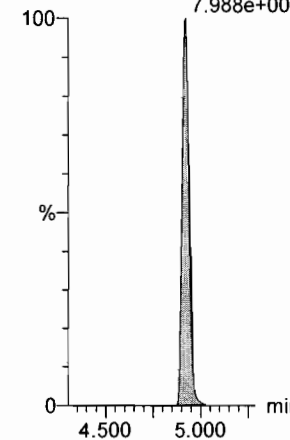
13C9-PFNA

F29:MRM of 1 channel,ES-
472.2 > 426.9
5.591e+005



13C4-PFOS

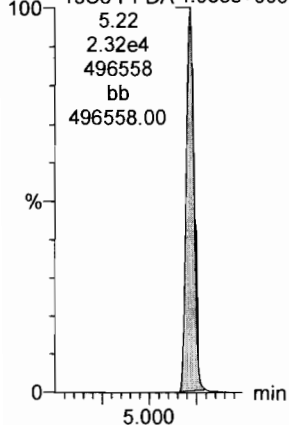
F33:MRM of 1 channel,ES-
503 > 79.9
7.988e+004



13C6-PFDA

F40:MRM of 1 channel,ES-
519.1 > 473.7

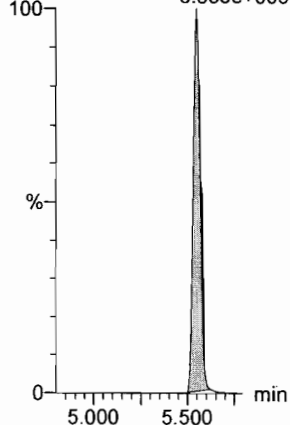
13C6-PFDA 4.983e+005



13C7-PFUdA

F49:MRM of 1 channel,ES-
570.1 > 524.8

6.858e+005



Dataset: F:\Projects\PFAS.PRO\Results\181016M1\181016M1-89.qld

Last Altered: Wednesday, October 17, 2018 10:12:42 Pacific Daylight Time

Printed: Wednesday, October 17, 2018 10:13:25 Pacific Daylight Time

Name: 181016M1_89, Date: 17-Oct-2018, Time: 02:43:37, ID: ST181016M1-7 PFC CS3 18J0806, Description: PFC CS3 18J0806

#	Name	Trace	Area	IS Area	wt/vol	RT	Response	Conc.	%Rec	Recovery ...	Ion Ratio	Ratio Out?
1	1 PFBA	213.0 > 168.8	7656.729	7703.510	1.00	1.06	12.424	9.8	97.9	NO		
2	2 PFPeA	263.1 > 218.9	12500.648	14996.062	1.00	2.21	10.420	9.9	98.7	NO		
3	3 PFBS	299.0 > 79.7	3279.091	2094.858	1.00	2.58	19.566	9.8	98.1	NO	2.766	NO
4	4 4:2 FTS	327.2>307.2	3693.522	3316.838	1.00	3.09	13.920	8.5	85.0	NO	1.754	NO
5	5 PFHxA	313 > 269	22320.775	10314.079	1.00	3.18	10.821	9.2	91.6	NO	15.230	NO
6	6 PFPeS	349.1>80.1	3066.453	2094.858	1.00	3.41	18.297	9.5	94.9	NO	1.517	NO
7	36 13C3-PFBA	216.1 > 171.8	7703.510	10640.463	1.00	1.05	9.050	12.6	100.9	NO		
8	37 13C3-PFPeA	266. > 221.8	14996.062	29503.264	1.00	2.21	6.354	12.2	97.9	NO		
9	38 13C3-PFBS	302. > 98.8	2094.858	4219.167	1.00	2.58	6.206	12.9	103.5	NO		
10	39 13C2-4:2 FTS	329.2>308.9	3316.838	4219.167	1.00	3.09	9.827	15.0	120.1	NO		
11	40 13C2-PFHxA	315 > 270	10314.079	29503.264	1.00	3.18	4.370	5.2	103.2	NO		
12	38 13C3-PFBS	302. > 98.8	2094.858	4219.167	1.00	2.58	6.206	12.9	103.5	NO		
13	-1											
14	10 6:2 FTS	427.1 > 407	4765.832	3695.615	1.00	4.32	16.120	8.3	82.8	NO	2.742	NO
15	7 PFHpA	363.0 > 318.9	15920.138	15081.933	1.00	3.87	13.195	9.7	97.2	NO	10.429	NO
16	8 L-PFHxS	398.9 > 79.6	2775.936	1665.721	1.00	4.02	20.831	11.5	115.0	NO	1.766	NO
17	11 L-PFOA	412.8 > 368.9	34194.305	27586.445	1.00	4.38	15.494	8.7	87.1	NO	3.598	NO
18	13 PFHpS	449 > 80.0	3381.596	4533.914	1.00	4.49	9.323	10.0	99.8	NO	1.872	NO
19	14 PFNA	463.0 > 418.8	24511.920	25801.328	1.00	4.82	11.875	10.0	100.3	NO	3.713	NO
20	43 13C2-6:2 FTS	429.1 > 408.9	3695.615	4215.998	1.00	4.32	10.957	14.5	115.7	NO		
21	41 13C4-PFHpA	367.2 > 321.8	15081.933	29503.264	1.00	3.87	6.390	14.8	118.2	NO		
22	42 18O2-PFHxS	403.0 > 102.6	1665.721	4219.167	1.00	4.02	4.935	12.7	101.4	NO		
23	44 13C2-PFOA	414.9 > 369.7	27586.445	42250.934	1.00	4.38	8.161	13.8	110.4	NO		
24	47 13C8-PFOS	507.0 > 79.9	4533.914	4215.998	1.00	4.91	13.443	12.7	102.0	NO		
25	45 13C5-PFNA	468.2 > 422.9	25801.328	27574.014	1.00	4.82	11.696	12.5	100.0	NO		
26	-1											
27	15 PFOSA	497.9 > 77.9	4753.400	4970.154	1.00	4.86	11.955	9.9	98.8	NO	33.562	NO
28	16 L-PFOS	498.9 > 79.9	3931.117	4533.914	1.00	4.91	10.838	9.4	93.5	NO	1.912	NO
29	18 PFDA	513 > 468.8	27472.111	24198.145	1.00	5.21	14.191	9.9	99.4	NO	4.909	NO
30	19 8:2 FTS	527 > 506.9	4036.652	3360.934	1.00	5.18	15.013	10.2	102.0	NO	2.292	NO
31	20 PFNS	549.1 > 80.1	3037.060	4533.914	1.00	5.27	8.373	9.7	97.2	NO	1.595	NO
32	21 L-MeFOSAA	570 > 419	8895.776	6954.258	1.00	5.37	15.990	9.6	96.4	NO	2.471	NO
33	46 13C8-PFOA	506.1 > 77.7	4970.154	38835.945	1.00	4.86	1.600	10.1	81.1	NO		
34	47 13C8-PFOS	507.0 > 79.9	4533.914	4215.998	1.00	4.91	13.443	12.7	102.0	NO		

Handwritten signature
10/17/18

Handwritten initials
10/17/18

Dataset: F:\Projects\PFAS.PRO\Results\181016M1\181016M1-89.qld

Last Altered: Wednesday, October 17, 2018 10:12:42 Pacific Daylight Time

Printed: Wednesday, October 17, 2018 10:13:25 Pacific Daylight Time

Name: 181016M1_89, Date: 17-Oct-2018, Time: 02:43:37, ID: ST181016M1-7 PFC CS3 18J0806, Description: PFC CS3 18J0806

#	Name	Trace	Area	IS Area	wt/vol	RT	Response	Conc.	%Rec	Recovery	Ion Ratio	Ratio Out?
35	48 13C2-PFDA	515.1 > 469.9	24198.145	29255.115	1.00	5.21	10.339	12.1	96.6	NO		
36	49 13C2-8:2 FTS	529.1 > 508.7	3360.934	4215.998	1.00	5.18	9.965	13.9	110.9	NO		
37	47 13C8-PFOS	507.0 > 79.9	4533.914	4215.998	1.00	4.91	13.443	12.7	102.0	NO		
38	50 d3-N-MeFOSAA	573.3 > 419	6954.258	38835.945	1.00	5.36	2.238	12.5	99.7	NO		
39	-1											
40	23 L-EtFOSAA	584.1 > 419	7112.345	7849.820	1.00	5.53	11.326	9.8	98.3	NO	1.232	NO
41	27 PFDoA	612.9 > 569.0	31146.805	31489.598	1.00	5.83	12.364	9.6	96.4	NO	9.059	NO
42	26 PFDS	598.8 > 79.9	4025.590	4533.914	1.00	5.59	11.099	9.4	93.6	NO	1.589	NO
43	25 PFUdA	563.0 > 518.9	28062.688	34675.176	1.00	5.54	10.116	10.2	102.3	NO	9.899	NO
44	28 N-MeFOSA	512.1 > 168.9	6209.715	16760.553	1.00	5.73	55.574	53.7	107.4	NO	1.570	NO
45	29 PFTrDA	662.9 > 618.9	32927.750	31489.598	1.00	6.08	13.071	9.2	91.8	NO	22.604	NO
46	52 d5-N-EtFOSAA	589.3 > 419	7849.820	38835.945	1.00	5.52	2.527	11.9	95.3	NO		
47	53 13C2-PFDoA	615.0 > 569.7	31489.598	29255.115	1.00	5.83	13.455	12.4	99.0	NO		
48	47 13C8-PFOS	507.0 > 79.9	4533.914	4215.998	1.00	4.91	13.443	12.7	102.0	NO		
49	51 13C2-PFUdA	565 > 519.8	34675.176	38835.945	1.00	5.54	11.161	13.0	103.9	NO		
50	54 d3-N-MeFOSA	515.2 > 168.9	16760.553	38835.945	1.00	5.76	5.395	144.3	96.2	NO		
51	53 13C2-PFDoA	615.0 > 569.7	31489.598	29255.115	1.00	5.83	13.455	12.4	99.0	NO		
52	-1											
53	30 PFTeDA	712.8 > 669.0	28775.660	21323.896	1.00	6.31	16.868	8.1	80.5	NO	13.348	NO
54	31 N-EtFOSA	526.1 > 168.9	6798.473	21836.563	1.00	6.25	46.700	52.4	104.8	NO	1.585	NO
55	32 PFHxDA	813.1 > 768.6	15927.785	12946.491	1.00	6.66	6.151	11.2	111.9	NO	20.862	NO
56	33 PFODA	913.1 > 868.8	20614.998	12946.491	1.00	6.91	7.962	9.4	93.8	NO		
57	34 N-MeFOSE	616.1 > 58.9	5426.108	15911.195	1.00	6.62	51.154	49.2	98.4	NO		
58	35 N-EtFOSE	630.1 > 58.9	6482.490	15670.679	1.00	6.77	62.051	48.7	97.4	NO		
59	55 13C2-PFTeDA	714.8 > 669.6	21323.896	38835.945	1.00	6.31	6.863	14.5	115.8	NO		
60	56 d5-N-ETFOSA	531.1 > 168.9	21836.563	38835.945	1.00	6.28	7.028	152.5	101.6	NO		
61	57 13C2-PFHxDA	815 > 769.7	12946.491	38835.945	1.00	6.66	4.167	5.4	108.1	NO		
62	57 13C2-PFHxDA	815 > 769.7	12946.491	38835.945	1.00	6.66	4.167	5.4	108.1	NO		
63	58 d7-N-MeFOSE	623.1 > 58.9	15911.195	38835.945	1.00	6.61	5.121	120.0	80.0	NO		
64	59 d9-N-EtFOSE	639.2 > 58.8	15670.679	38835.945	1.00	6.76	5.044	121.4	80.9	NO		
65	-1											
66	60 13C4-PFBA	217. > 172	10640.463	10640.463	1.00	1.06	12.500	12.5	100.0	NO		
67	61 13C5-PFHxA	318 > 272.9	29503.264	29503.264	1.00	3.18	12.500	12.5	100.0	NO		
68	62 13C3-PFHxS	401.8 > 79.9	4219.167	4219.167	1.00	4.02	12.500	12.5	100.0	NO		

Dataset: F:\Projects\PFAS.PRO\Results\181016M1\181016M1-89.qld

Last Altered: Wednesday, October 17, 2018 10:12:42 Pacific Daylight Time

Printed: Wednesday, October 17, 2018 10:13:25 Pacific Daylight Time

Name: 181016M1_89, Date: 17-Oct-2018, Time: 02:43:37, ID: ST181016M1-7 PFC CS3 18J0806, Description: PFC CS3 18J0806

	# Name	Trace	Area	IS Area	wt/vol	RT	Response	Conc.	%Rec	Recovery ...	Ion Ratio	Ratio Out?
69	63 13C8-PFOA	420.9 > 376	42250.934	42250.934	1.00	4.37	12.500	12.5	100.0		NO	
70	64 13C9-PFNA	472.2 > 426.9	27574.014	27574.014	1.00	4.82	12.500	12.5	100.0		NO	
71	65 13C4-PFOS	503 > 79.9	4215.998	4215.998	1.00	4.91	12.500	12.5	100.0		NO	
72	66 13C6-PFDA	519.1 > 473.7	29255.115	29255.115	1.00	5.21	12.500	12.5	100.0		NO	
73	67 13C7-PFUdA	570.1 > 524.8	38835.945	38835.945	1.00	5.54	12.500	12.5	100.0		NO	

Dataset: Untitled

Last Altered: Wednesday, October 17, 2018 10:31:35 Pacific Daylight Time
 Printed: Wednesday, October 17, 2018 10:32:33 Pacific Daylight Time

Method: F:\Projects\PFAS.PRO\MethDB\PFAS_FULL_80C_101618.mdb 16 Oct 2018 14:15:22
 Calibration: F:\Projects\PFAS.PRO\CurveDB\C18_VAL-PFAS_Q4_10-14-18.cdb 14 Oct 2018 19:12:54

Compound name: PFBA

#	Name	ID	Acq.Date	Acq.Time
1	1 181016M1_1	IPA	16-Oct-18	10:52:54
2	2 181016M1_2	ST181016M1-1 PFC CS0 18J0803	16-Oct-18	11:03:30
3	3 181016M1_3	IPA	16-Oct-18	11:14:08
4	4 181016M1_4	1803172-15 BPS1-TT-MW302I1-R-201...	16-Oct-18	11:24:44
5	5 181016M1_5	B8I0207-BS1 OPR 0.25	16-Oct-18	11:35:20
6	6 181016M1_6	B8I0207-BLK1 Method Blank 0.25	16-Oct-18	11:45:53
7	7 181016M1_7	1803149-01 1936040_501 0.26681	16-Oct-18	11:56:31
8	8 181016M1_8	1803149-02 1936310_511 0.24884	16-Oct-18	12:07:05
9	9 181016M1_9	1803149-03 1932190_501 0.26692	16-Oct-18	12:21:22
10	10 181016M1_10	1803149-04 1932130_502 0.25745	16-Oct-18	12:32:00
11	11 181016M1_11	1803149-05 1932250_003 0.24688	16-Oct-18	12:42:33
12	12 181016M1_12	1803149-06 1932250_002 0.24384	16-Oct-18	12:53:11
13	13 181016M1_13	1803149-07 1932250_001 0.25573	16-Oct-18	13:03:49
14	14 181016M1_14	1803202-03@5X MW007R 0.11368	16-Oct-18	13:14:22
15	15 181016M1_15	1803202-04@10X MW-3 0.11181	16-Oct-18	13:25:00
16	16 181016M1_16	IPA	16-Oct-18	13:35:39
17	17 181016M1_17	ST181016M1-2 PFC CS3 18J0806	16-Oct-18	13:46:12
18	18 181016M1_18	1803149-08 1932250_501 0.25175	16-Oct-18	13:56:50
19	19 181016M1_19	1803202-05@10X MW-6R 0.12286	16-Oct-18	14:08:52
20	20 181016M1_20	1803149-09 1936230_003 0.25572	16-Oct-18	14:19:26
21	21 181016M1_21	1803150-01 1855080_511 0.25628	16-Oct-18	14:29:56
22	22 181016M1_22	1803150-02 1856050_501 0.24774	16-Oct-18	14:49:23
23	23 181016M1_23	1803202-05@20X MW-6R 0.12286	16-Oct-18	15:04:19
24	24 181016M1_24	1803151-01 1036090_501 0.25102	16-Oct-18	15:14:55
25	25 181016M1_25	IPA	16-Oct-18	15:25:27
26	26 181016M1_26	ST181016M1-3 PFC CS3 18J0806	16-Oct-18	15:35:57
27	27 181016M1_27	1803151-02 1036090_002 0.2581	16-Oct-18	15:46:36
28	28 181016M1_28	B8J0004-BS1 OPR 0.25	16-Oct-18	15:57:09
29	29 181016M1_29	B8J0004-BLK1 Method Blank 0.25	16-Oct-18	16:07:47
30	30 181016M1_30	1803156-01 INTERCONNECT 0.23567	16-Oct-18	16:18:20
31	31 181016M1_31	1803156-02 WELL 4 RAW 0.23186	16-Oct-18	16:28:59
32	32 181016M1_32	1803156-03 WELL 8 RAW 0.22922	16-Oct-18	16:39:35

Dataset: Untitled

Last Altered: Wednesday, October 17, 2018 10:31:35 Pacific Daylight Time

Printed: Wednesday, October 17, 2018 10:32:33 Pacific Daylight Time

Compound name: PFBA

#	Name	ID	Acq.Date	Acq.Time
33	33 181016M1_33	1803156-04 WELL 3 RAW 0.22743	16-Oct-18	16:50:11
34	34 181016M1_34	1803156-05 GREENFIELDS FIRE HOU...	16-Oct-18	17:00:43
35	35 181016M1_35	1803156-06 WELL 5 RAW 0.22671	16-Oct-18	17:11:22
36	36 181016M1_36	1803156-07 WELL 6 RAW 0.22749	16-Oct-18	17:21:55
37	37 181016M1_37	1803156-08 WELL 7 RAW 0.22925	16-Oct-18	17:32:33
38	38 181016M1_38	1803156-09 COLONIAL MANOR FIRE ...	16-Oct-18	17:43:06
39	39 181016M1_39	1803156-10 INTERCONNECT BLANK ...	16-Oct-18	17:53:44
40	40 181016M1_40	1803156-11 WELL 4 RAW BLANK 0.20...	16-Oct-18	18:04:16
41	41 181016M1_41	1803156-12 WELL 8 RAW BLANK 0.22...	16-Oct-18	18:14:54
42	42 181016M1_42	1803156-13 WELL 3 RAW BLANK 0.22...	16-Oct-18	18:25:27
43	43 181016M1_43	1803156-14 GREENFIELDS FIRE HOU...	16-Oct-18	18:36:05
44	44 181016M1_44	1803156-15 WELL 5 RAW BLANK 0.24...	16-Oct-18	18:46:43
45	45 181016M1_45	1803156-16 WELL 6 RAW BLANK 0.24...	16-Oct-18	18:57:16
46	46 181016M1_46	IPA	16-Oct-18	19:07:55
47	47 181016M1_47	ST181016M1-4 PFC CS3 18J0806	16-Oct-18	19:18:28
48	48 181016M1_48	1803156-17 WELL 7 RAW BLANK 0.24...	16-Oct-18	19:29:07
49	49 181016M1_49	1803156-18 COLONIAL MANOR FIRE ...	16-Oct-18	19:39:40
50	50 181016M1_50	B8J0058-BS1 OPR 0.125	16-Oct-18	19:50:18
51	51 181016M1_51	B8J0058-BLK1 Method Blank 0.125	16-Oct-18	20:00:51
52	52 181016M1_52	B8J0058-MS1 Matrix Spike 0.11889	16-Oct-18	20:11:30
53	53 181016M1_53	B8J0058-MSD1 Matrix Spike Dup 0.120...	16-Oct-18	20:22:02
54	54 181016M1_54	1803207-01 18Q3SS035-SW1201-SW-...	16-Oct-18	20:32:40
55	55 181016M1_55	1803213-01 CASTLE-OU2-EF02-18100...	16-Oct-18	20:43:13
56	56 181016M1_56	1803213-02 CASTLE-OU2-EF02-18100...	16-Oct-18	20:53:52
57	57 181016M1_57	1803213-03 CASTLE-OU2-IN01-18100...	16-Oct-18	21:04:24
58	58 181016M1_58	1803213-04 CASTLE-P3-EF02-181001 ...	16-Oct-18	21:15:03
59	59 181016M1_59	1803213-05 CASTLE-P3-IN01-181001 ...	16-Oct-18	21:25:41
60	60 181016M1_60	1803227-01 06302720002600_092718 ...	16-Oct-18	21:36:13
61	61 181016M1_61	1803227-02 06302720003000_092918 ...	16-Oct-18	21:46:52
62	62 181016M1_62	IPA	16-Oct-18	21:57:25
63	63 181016M1_63	ST181016M1-5 PFC CS3 18J0806	16-Oct-18	22:08:03
64	64 181016M1_64	ST181016M1-6 PFC CS0 18J0803	16-Oct-18	22:18:41
65	65 181016M1_65	1803241-01 REEPDW1324 0.12094	16-Oct-18	22:29:14
66	66 181016M1_66	1803241-02 REEPDW1331 0.12086	16-Oct-18	22:39:52
67	67 181016M1_67	1803241-03 REEPDW1325 0.12024	16-Oct-18	22:50:30
68	68 181016M1_68	1803241-04 REEPDW1326 0.11896	16-Oct-18	23:01:03

Dataset: Untitled

Last Altered: Wednesday, October 17, 2018 10:31:35 Pacific Daylight Time

Printed: Wednesday, October 17, 2018 10:32:33 Pacific Daylight Time

Compound name: PFBA

#	Name	ID	Acq.Date	Acq.Time
69	69 181016M1_69	1803241-05 REEPDW1323 0.12176	16-Oct-18	23:11:42
70	70 181016M1_70	1803243-01 REEPDW1324FRB 0.11927	16-Oct-18	23:22:20
71	71 181016M1_71	1803243-02 REEPDW1331FRB 0.1185	16-Oct-18	23:32:53
72	72 181016M1_72	1803243-03 REEPDW1325FRB 0.12034	16-Oct-18	23:43:31
73	73 181016M1_73	1803243-04 REEPDW1326FRB 0.12138	16-Oct-18	23:54:05
74	74 181016M1_74	1803243-05 REEPDW1323FRB 0.1221	17-Oct-18	00:04:43
75	75 181016M1_75	B8J0057-BS1 OPR 0.125	17-Oct-18	00:15:16
76	76 181016M1_76	B8J0057-BLK1 Method Blank 0.125	17-Oct-18	00:25:54
77	77 181016M1_77	B8J0057-MS1 Matrix Spike 0.11622	17-Oct-18	00:36:27
78	78 181016M1_78	B8J0057-MSD1 Matrix Spike Dup 0.11331	17-Oct-18	00:47:05
79	79 181016M1_79	B8J0057-MS2 Matrix Spike 0.11267	17-Oct-18	00:57:38
80	80 181016M1_80	B8J0057-MSD2 Matrix Spike Dup 0.11266	17-Oct-18	01:08:08
81	81 181016M1_81	1803231-01 OCSTR-WL01-1018 0.11422	17-Oct-18	01:18:46
82	82 181016M1_82	1803231-02 OCSTR-FB01-1018 0.11586	17-Oct-18	01:29:19
83	83 181016M1_83	1803231-03 OC-MW0SD-1018 0.1132	17-Oct-18	01:39:58
84	84 181016M1_84	1803231-04 OC-FB-100218 0.11863	17-Oct-18	01:50:31
85	85 181016M1_85	1803231-05 MW-BG01-1018 0.11296	17-Oct-18	02:01:10
86	86 181016M1_86	1803231-06 MW-BG01P-1018 0.11178	17-Oct-18	02:11:48
87	87 181016M1_87	1803231-07 OC-EB01-100218 0.11333	17-Oct-18	02:22:21
88	88 181016M1_88	IPA	17-Oct-18	02:32:59
89	89 181016M1_89	ST181016M1-7 PFC CS3 18J0806	17-Oct-18	02:43:37
90	90 181016M1_90	B8I0213-BS1 OPR 0.25	17-Oct-18	02:54:11
91	91 181016M1_91	B8I0213-BLK1 Method Blank 0.25	17-Oct-18	03:04:50
92	92 181016M1_92	1803162-01 DEQ-CR-MW-1 0.24807	17-Oct-18	03:15:28
93	93 181016M1_93	1803162-02 DEQ-CR-MW-1 DUP 0.253...	17-Oct-18	03:26:01
94	94 181016M1_94	1803162-03 DEQ-CR-MW-2 0.24817	17-Oct-18	03:36:31
95	95 181016M1_95	1803162-04 DEQ-CR-MW-3 0.24665	17-Oct-18	03:47:10
96	96 181016M1_96	1803162-05 DEQ-CR-MW-5 0.24094	17-Oct-18	03:57:42
97	97 181016M1_97	1803162-06 DEQ-CR-MW-6 0.23706	17-Oct-18	04:08:20
98	98 181016M1_98	1803162-07 DEQ-CR-MW-7 0.25333	17-Oct-18	04:18:54
99	99 181016M1_99	1803165-01 DEQ-LMW-1 0.2334	17-Oct-18	04:29:32
100	1... 181016M1_100	1803165-02 DEQ-LMW-3 0.24276	17-Oct-18	04:40:05
101	1... 181016M1_101	1803165-03 DEQ-LMW-3 DUP 0.24421	17-Oct-18	04:50:44
102	1... 181016M1_102	IPA	17-Oct-18	05:01:17
103	1... 181016M1_103	ST181016M1-8 PFC CS3 18J0806	17-Oct-18	05:11:55
104	1... 181016M1_104	1803165-04 DEQ-LMW-4 0.2518	17-Oct-18	05:22:28

Dataset: Untitled

Last Altered: Wednesday, October 17, 2018 10:31:35 Pacific Daylight Time

Printed: Wednesday, October 17, 2018 10:32:33 Pacific Daylight Time

Compound name: PFBA

#	Name	ID	Acq.Date	Acq.Time
105	1... 181016M1_105	1803165-05 DEQ-LMW-5 0.23828	17-Oct-18	05:33:07
106	1... 181016M1_106	1803166-01 DEQ-RR-MW-4 0.24533	17-Oct-18	05:43:45
107	1... 181016M1_107	1803166-02 DEQ-RR-MW-5 0.24823	17-Oct-18	05:54:18
108	1... 181016M1_108	1803166-03 DEQ-RR-MW-6 0.24215	17-Oct-18	06:04:56
109	1... 181016M1_109	1803166-04 DEQ-RR-MW-8 0.25891	17-Oct-18	06:15:28
110	1... 181016M1_110	B8J0017-BS1 OPR 0.125	17-Oct-18	06:26:07
111	1... 181016M1_111	B8J0017-BLK1 Method Blank 0.125	17-Oct-18	06:36:40
112	1... 181016M1_112	1803164-01 McCarron Well 1 - 44 ft ove...	17-Oct-18	06:47:18
113	1... 181016M1_113	1803164-02 McCarron Well 2 - 300 ft be...	17-Oct-18	06:57:52
114	1... 181016M1_114	1803188-02 Houlton MHP 0.11963	17-Oct-18	07:08:30
115	1... 181016M1_115	1803188-06 SW-1 0.11674	17-Oct-18	07:19:02
116	1... 181016M1_116	IPA	17-Oct-18	07:29:41
117	1... 181016M1_117	ST181016M1-9 PFC CS3 18J0806	17-Oct-18	07:40:20
118	1... 181016M1_118	1803188-07 SW-3 0.11521	17-Oct-18	07:50:52
119	1... 181016M1_119	1803188-08 SW-4 0.11768	17-Oct-18	08:01:31
120	1... 181016M1_120	1803188-09 FB-1 0.12139	17-Oct-18	08:12:05
121	1... 181016M1_121	B8J0018-BS1 OPR 0.25	17-Oct-18	08:22:43
122	1... 181016M1_122	B8J0018-BLK1 Method Blank 0.25	17-Oct-18	08:33:15
123	1... 181016M1_123	1803157-01 WWTP-EFFLUENT 0.24875	17-Oct-18	08:43:53
124	1... 181016M1_124	1803157-02 WWTP-INFLUENT 0.23632	17-Oct-18	08:54:27
125	1... 181016M1_125	1803157-04 Central Park Siphon 0.24266	17-Oct-18	09:05:05
126	1... 181016M1_126	1803157-05 CVS Manhole 0.24162	17-Oct-18	09:15:38
127	1... 181016M1_127	1803157-06 Equipment Blank 0.25715	17-Oct-18	09:26:16
128	1... 181016M1_128	IPA	17-Oct-18	09:36:50
129	1... 181016M1_129	ST181016M1-10 PFC CS3 18J0806	17-Oct-18	09:47:28

Dataset: F:\Projects\PFAS.PRO\Results\181016M1\181016M1-89.qld

Last Altered: Wednesday, October 17, 2018 10:12:42 Pacific Daylight Time

Printed: Wednesday, October 17, 2018 10:13:25 Pacific Daylight Time

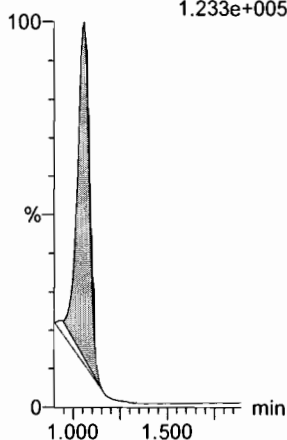
Method: F:\Projects\PFAS.PRO\MethDB\PFAS_FULL_80C_101618.mdb 16 Oct 2018 14:15:22

Calibration: F:\Projects\PFAS.PRO\CurveDB\C18_VAL-PFAS_Q4_10-14-18.cdb 14 Oct 2018 19:12:54

Name: 181016M1_89, Date: 17-Oct-2018, Time: 02:43:37, ID: ST181016M1-7 PFC CS3 18J0806, Description: PFC CS3 18J0806

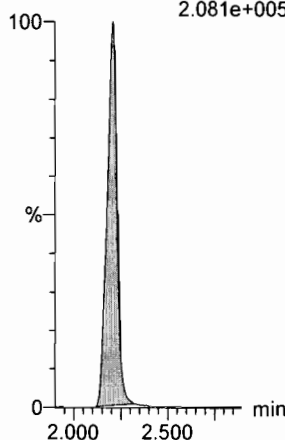
PFBA

F2:MRM of 1 channel,ES-
213.0 > 168.8
1.233e+005



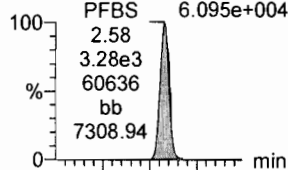
PFPeA

F5:MRM of 1 channel,ES-
263.1 > 218.9
2.081e+005

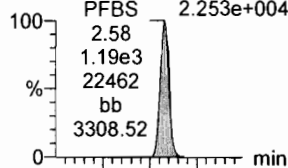


PFBS

F7:MRM of 2 channels,ES-
299.0 > 79.7
6.095e+004

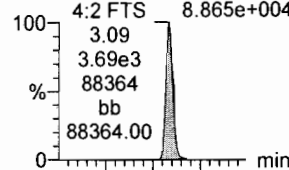


F7:MRM of 2 channels,ES-
299.0 > 99.0
2.253e+004

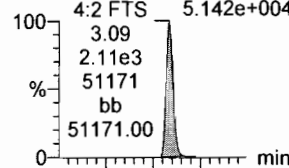


4:2 FTS

F12:MRM of 2 channels,ES-
327.2 > 307.2
8.865e+004

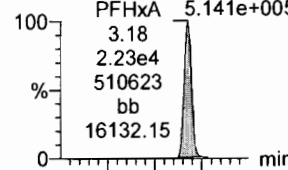


F12:MRM of 2 channels,ES-
327.2 > 81.1
5.142e+004

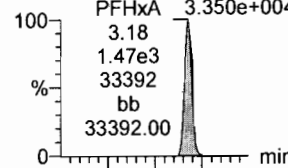


PFHxA

F9:MRM of 2 channels,ES-
313 > 269
5.141e+005

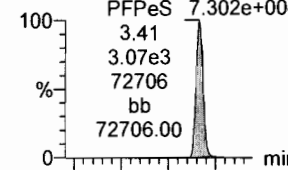


F9:MRM of 2 channels,ES-
313 > 118.9
3.350e+004

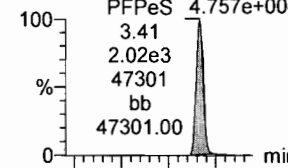


PFPeS

F15:MRM of 2 channels,ES-
349.1 > 80.1
7.302e+004

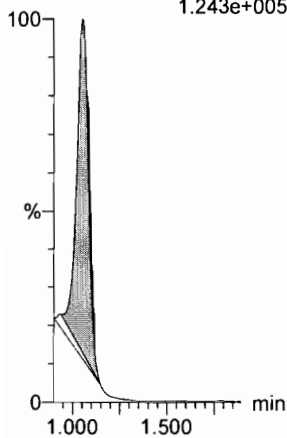


F15:MRM of 2 channels,ES-
349.1 > 99
4.757e+004



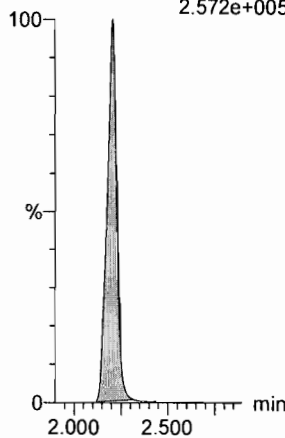
13C3-PFBA

F3:MRM of 1 channel,ES-
216.1 > 171.8
1.243e+005



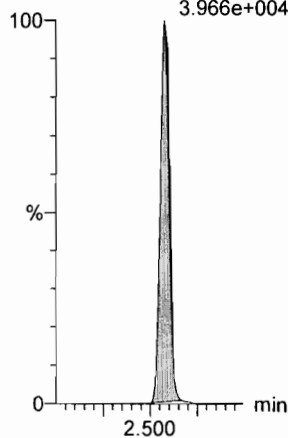
13C3-PFPeA

F6:MRM of 1 channel,ES-
266. > 221.8
2.572e+005



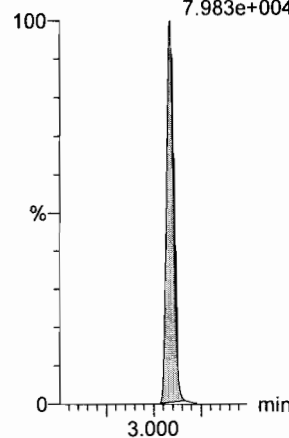
13C3-PFBS

F8:MRM of 1 channel,ES-
302. > 98.8
3.966e+004



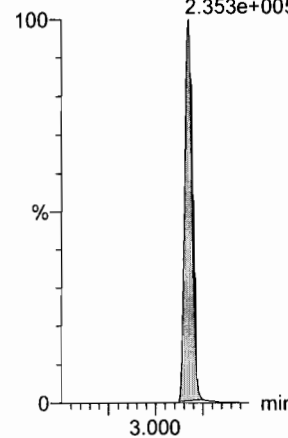
13C2-4:2 FTS

F13:MRM of 1 channel,ES-
329.2 > 308.9
7.983e+004



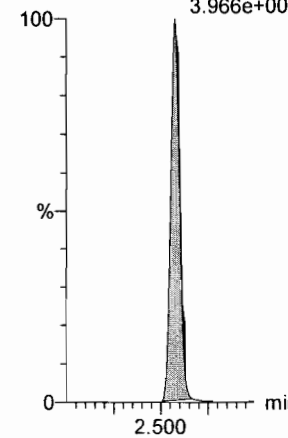
13C2-PFHxA

F10:MRM of 1 channel,ES-
315 > 270
2.353e+005



13C3-PFBS

F8:MRM of 1 channel,ES-
302. > 98.8
3.966e+004



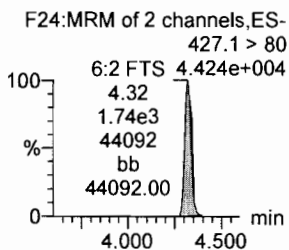
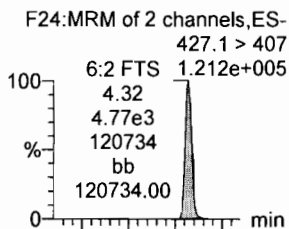
Dataset: F:\Projects\PFAS.PRO\Results\181016M1\181016M1-89.qld

Last Altered: Wednesday, October 17, 2018 10:12:42 Pacific Daylight Time

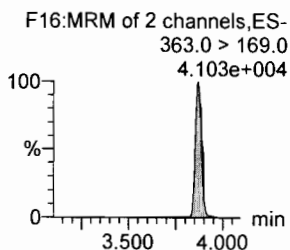
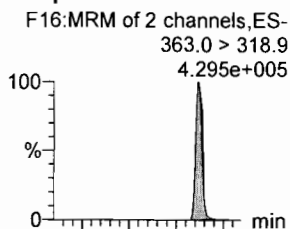
Printed: Wednesday, October 17, 2018 10:13:25 Pacific Daylight Time

Name: 181016M1_89, Date: 17-Oct-2018, Time: 02:43:37, ID: ST181016M1-7 PFC CS3 18J0806, Description: PFC CS3 18J0806

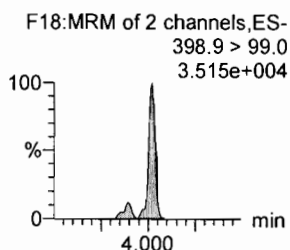
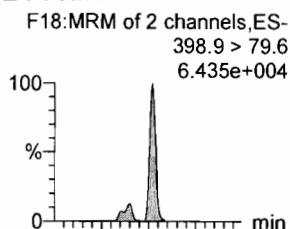
6:2 FTS



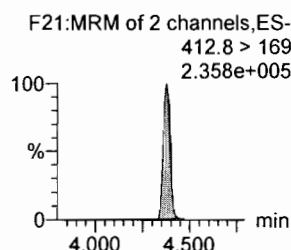
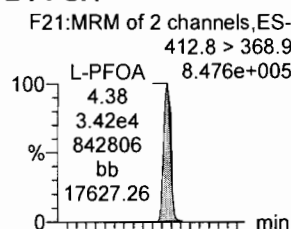
PFHpA



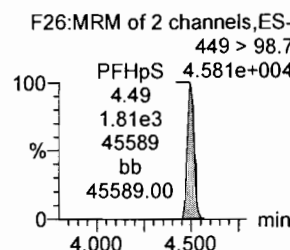
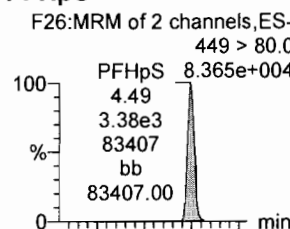
L-PFHxS



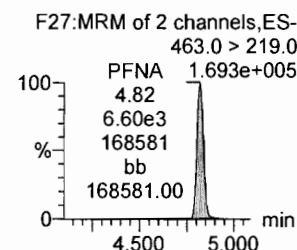
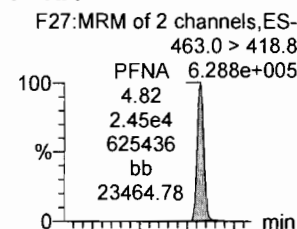
L-PFOA



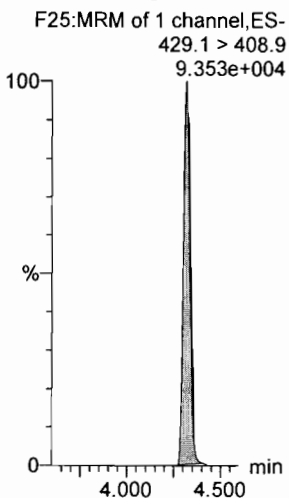
PFHpS



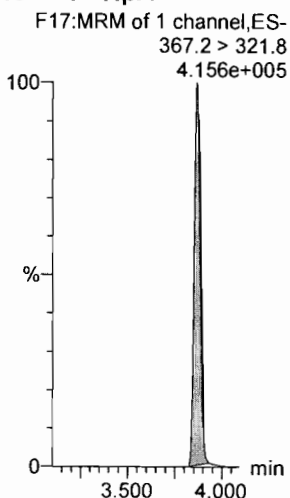
PFNA



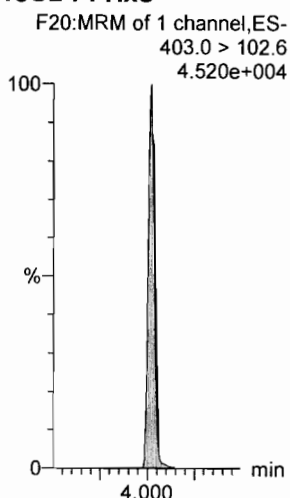
13C2-6:2 FTS



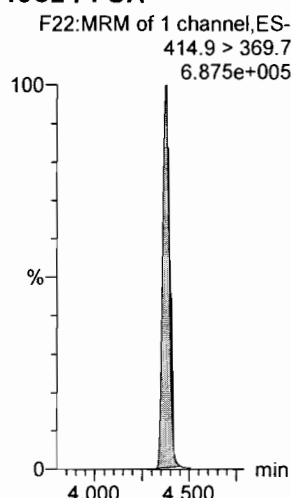
13C4-PFHpA



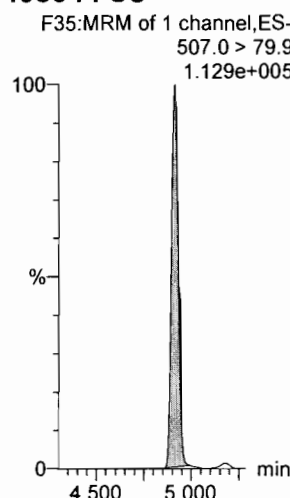
18O2-PFHxS



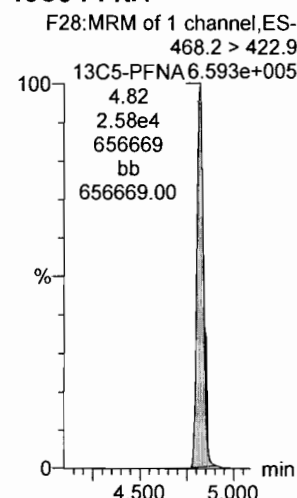
13C2-PFOA



13C8-PFOS



13C5-PFNA



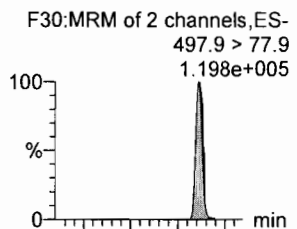
Dataset: F:\Projects\PFAS.PRO\Results\181016M1\181016M1-89.qld

Last Altered: Wednesday, October 17, 2018 10:12:42 Pacific Daylight Time

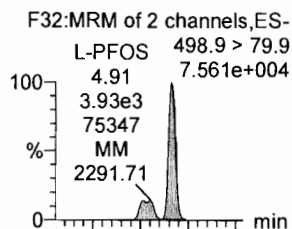
Printed: Wednesday, October 17, 2018 10:13:25 Pacific Daylight Time

Name: 181016M1_89, Date: 17-Oct-2018, Time: 02:43:37, ID: ST181016M1-7 PFC CS3 18J0806, Description: PFC CS3 18J0806

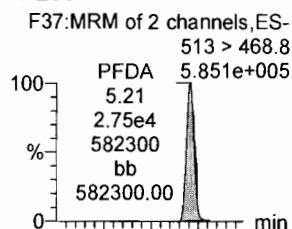
PFOSA



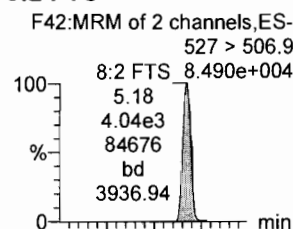
L-PFOS



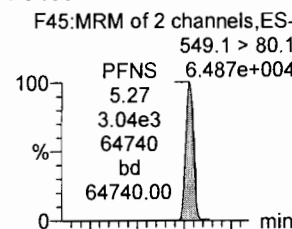
PFDA



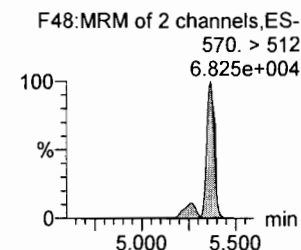
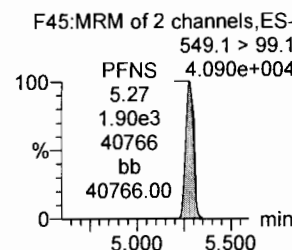
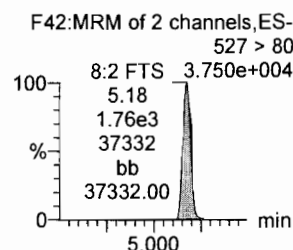
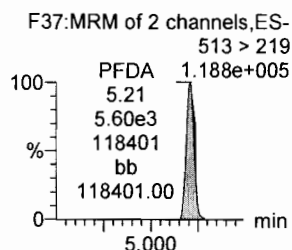
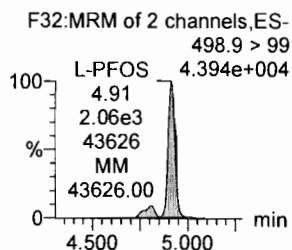
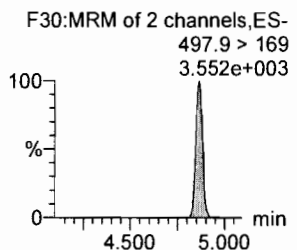
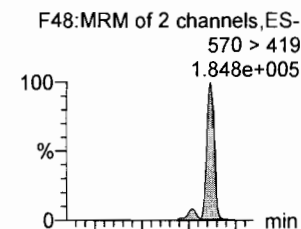
8:2 FTS




PFNS



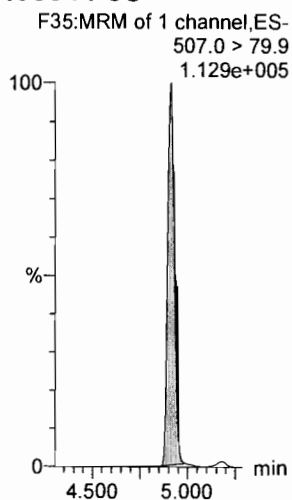
L-MeFOSAA



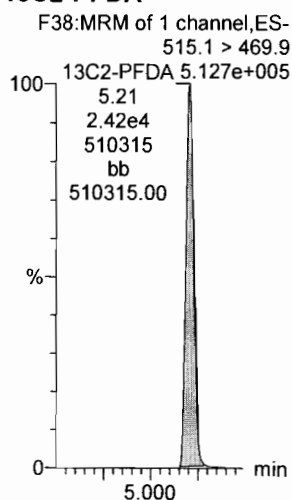
13C8-PFOSA



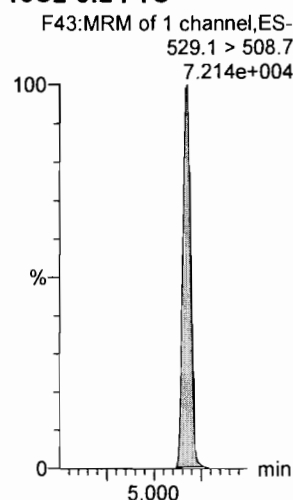
13C8-PFOS



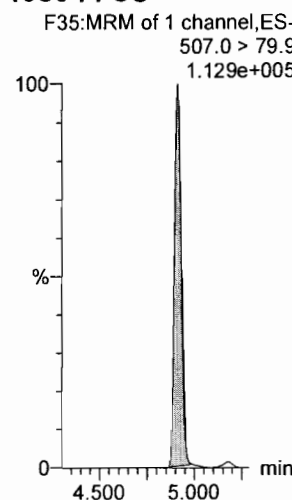
13C2-PFDA



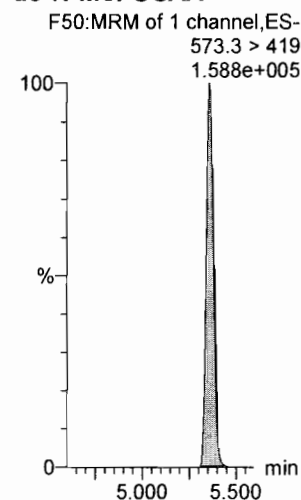
13C2-8:2 FTS



13C8-PFOS



d3-N-MeFOSAA

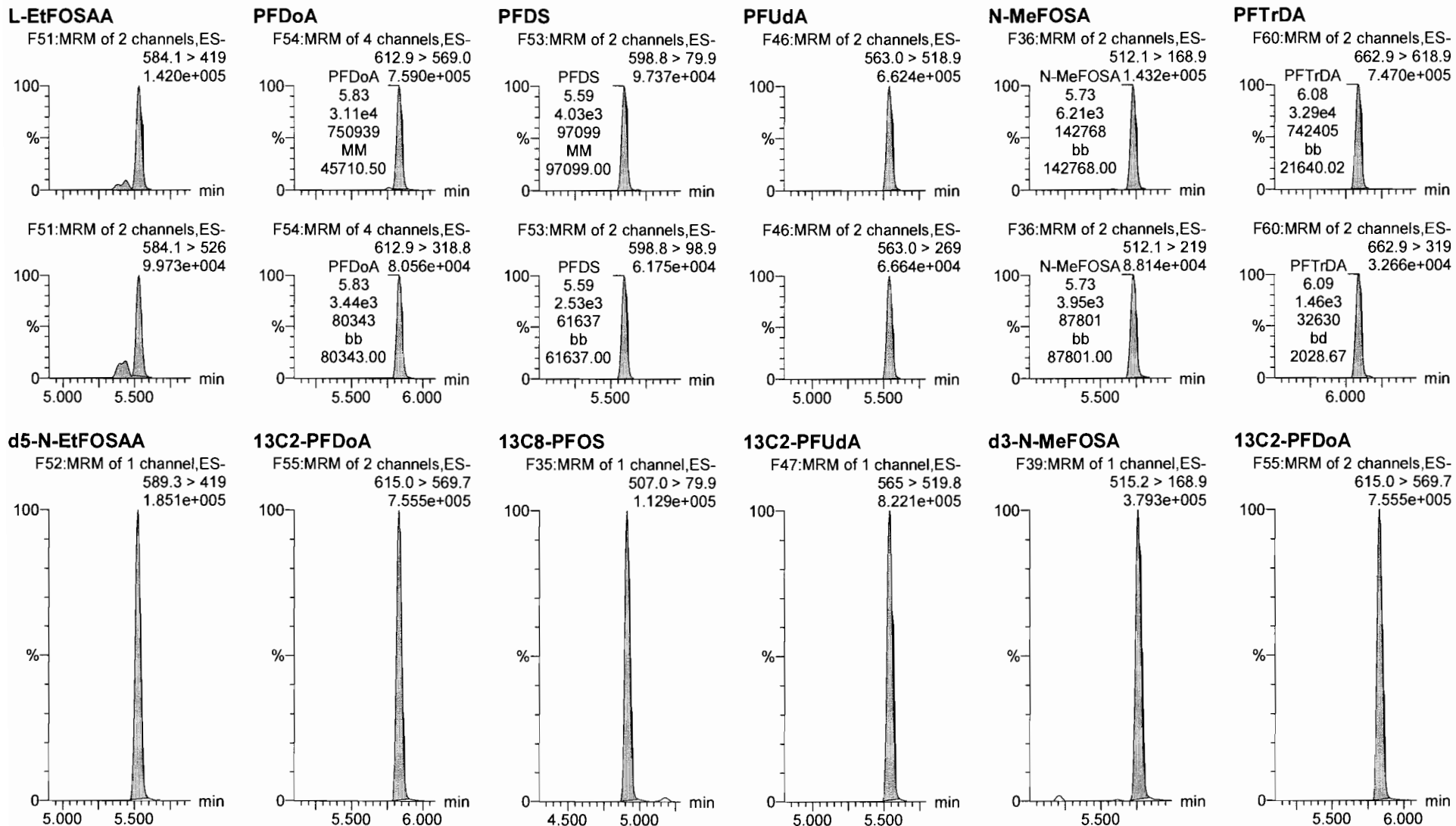


Dataset: F:\Projects\PFAS.PRO\Results\181016M1\181016M1-89.qld

Last Altered: Wednesday, October 17, 2018 10:12:42 Pacific Daylight Time

Printed: Wednesday, October 17, 2018 10:13:25 Pacific Daylight Time

Name: 181016M1_89, Date: 17-Oct-2018, Time: 02:43:37, ID: ST181016M1-7 PFC CS3 18J0806, Description: PFC CS3 18J0806

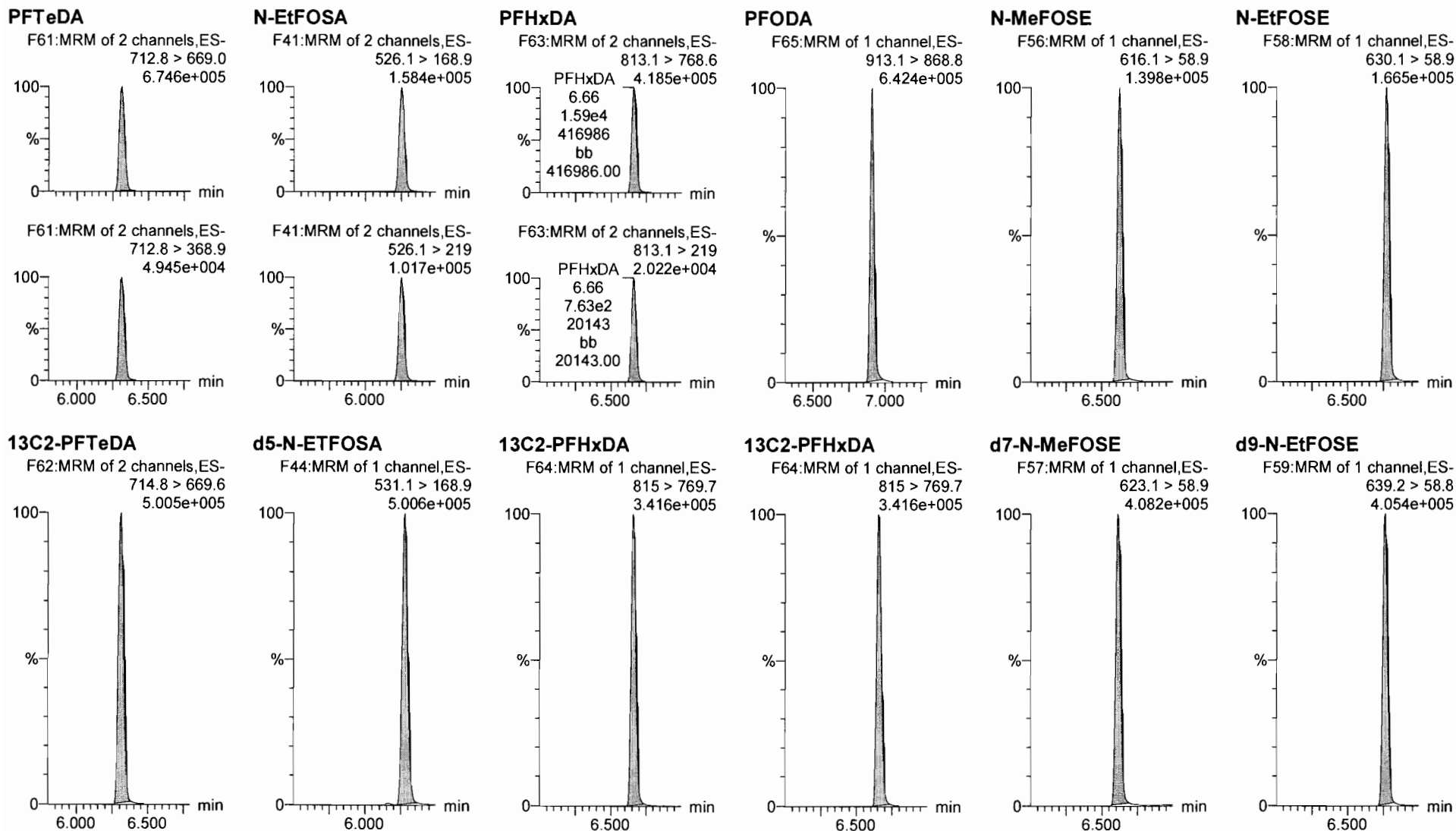


Dataset: F:\Projects\PFAS.PRO\Results\181016M1\181016M1-89.qld

Last Altered: Wednesday, October 17, 2018 10:12:42 Pacific Daylight Time

Printed: Wednesday, October 17, 2018 10:13:25 Pacific Daylight Time

Name: 181016M1_89, Date: 17-Oct-2018, Time: 02:43:37, ID: ST181016M1-7 PFC CS3 18J0806, Description: PFC CS3 18J0806



Dataset: F:\Projects\PFAS.PRO\Results\181016M1\181016M1-89.qld

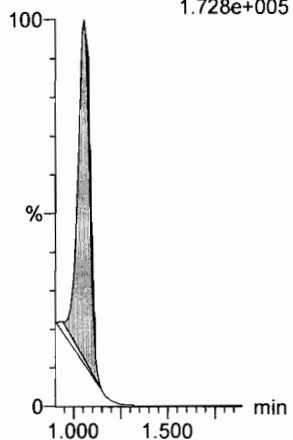
Last Altered: Wednesday, October 17, 2018 10:12:42 Pacific Daylight Time

Printed: Wednesday, October 17, 2018 10:13:25 Pacific Daylight Time

Name: 181016M1_89, Date: 17-Oct-2018, Time: 02:43:37, ID: ST181016M1-7 PFC CS3 18J0806, Description: PFC CS3 18J0806

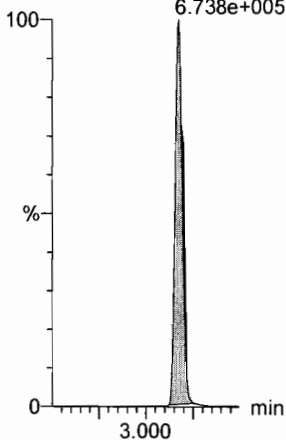
13C4-PFBA

F4:MRM of 1 channel,ES-
217. > 172
1.728e+005



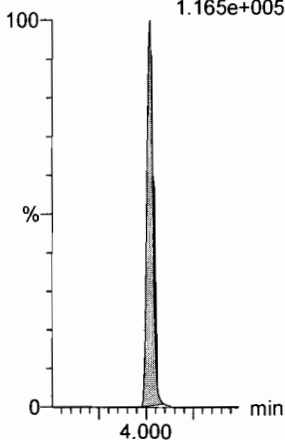
13C5-PFHxA

F11:MRM of 1 channel,ES-
318 > 272.9
6.738e+005



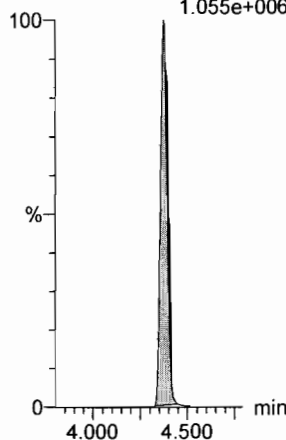
13C3-PFHxS

F19:MRM of 1 channel,ES-
401.8 > 79.9
1.165e+005



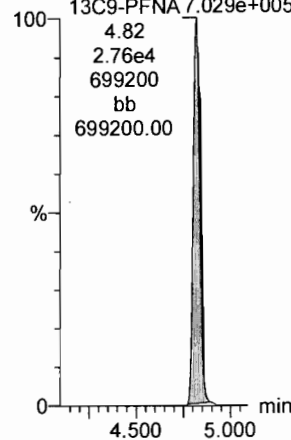
13C8-PFOA

F23:MRM of 1 channel,ES-
420.9 > 376
1.055e+006



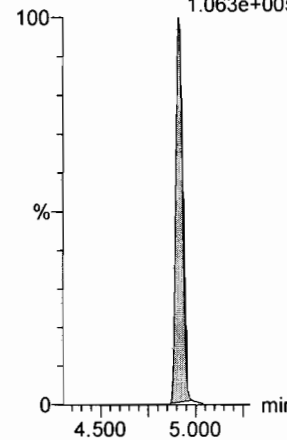
13C9-PFNA

F29:MRM of 1 channel,ES-
472.2 > 426.9
7.029e+005



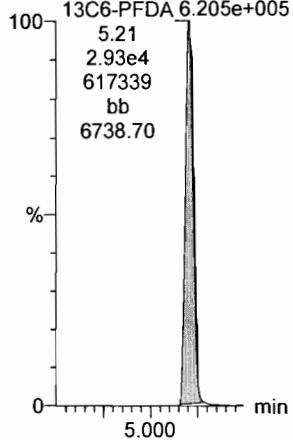
13C4-PFOS

F33:MRM of 1 channel,ES-
503 > 79.9
1.063e+005



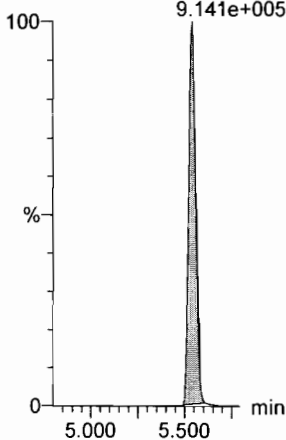
13C6-PFDA

F40:MRM of 1 channel,ES-
519.1 > 473.7
6.205e+005



13C7-PFUdA

F49:MRM of 1 channel,ES-
570.1 > 524.8
9.141e+005



INITIAL CALIBRATION (ICAL)
INCLUDING ASSOCIATED
INITIAL CALIBRATION VERIFICATION (ICV) AND INSTRUMENT BLANK (IB)

Dataset: F:\Projects\PFAS.PRO\Results\181014M1\181014M1-CRV.qld

Last Altered: Sunday, October 14, 2018 19:12:54 Pacific Daylight Time
 Printed: Monday, October 15, 2018 09:35:40 Pacific Daylight Time

High pt
 ✓ 4:2PFS = 106
 ✓ 6:2PFS
 ✓ 0:2PFS
 ✓ PFI-DA = 250
Low pt
 ✓ PFS = 0.5
 ✓ WFOAA
 ✓ PFS

Method: F:\Projects\PFAS.PRO\MethDB\PFAS_FULL_80C_101418.mdb 14 Oct 2018 18:57:06
 Calibration: F:\Projects\PFAS.PRO\CurveDB\C18_VAL-PFAS_Q4_10-14-18.cdb 14 Oct 2018 19:12:54

Compound name: PFBA

Correlation coefficient: $r = 0.999834$, $r^2 = 0.999669$ ✓

Calibration curve: $1.25127 * x + 0.1689$

Response type: Internal Std (Ref 36), Area * (IS Conc. / IS Area)

Curve type: Linear, Origin: Exclude, Weighting: 1/x, Axis trans: None

MJT
10/15/18

#	Name	Type	Std. Conc	RT	Area	IS Area	Response	Conc.	%Dev	Conc. Flag	CoD	CoD Flag	x=excluded
1	181014M1_3	Standard	0.250	1.09	176.106	4492.599	0.490	0.3	2.6	NO	1.000	NO	MM
2	181014M1_4	Standard	0.500	1.07	280.989	4528.736	0.776	0.5	-3.0	NO	1.000	NO	bb
3	181014M1_5	Standard	1.000	1.07	513.024	4404.627	1.456	1.0	2.9	NO	1.000	NO	bb
4	181014M1_6	Standard	2.000	1.07	1060.728	4622.089	2.869	2.2	7.9	NO	1.000	NO	bb
5	181014M1_7	Standard	5.000	1.14	2513.594	5290.556	5.939	4.6	-7.8	NO	1.000	NO	bb
6	181014M1_8	Standard	10.000	1.07	4680.077	4601.689	12.713	10.0	0.3	NO	1.000	NO	bb
7	181014M1_9	Standard	50.000	1.07	20831.000	4251.141	61.251	48.8	-2.4	NO	1.000	NO	bb
8	181014M1_10	Standard	100.000	1.07	45292.461	4494.342	125.971	100.5	0.5	NO	1.000	NO	bb
9	181014M1_11	Standard	250.000	1.07	104142.906	4258.602	305.684	244.2	-2.3	NO	1.000	NO	bb
10	181014M1_12	Standard	500.000	1.06	199657.828	3935.588	634.142	506.7	1.3	NO	1.000	NO	bb

Compound name: PFPeA

Coefficient of Determination: $R^2 = 0.999953$ ✓

Calibration curve: $5.53404e-005 * x^2 + 1.04878 * x + 0.0630823$

Response type: Internal Std (Ref 37), Area * (IS Conc. / IS Area)

Curve type: 2nd Order, Origin: Exclude, Weighting: 1/x, Axis trans: None

am
10/15/18

#	Name	Type	Std. Conc	RT	Area	IS Area	Response	Conc.	%Dev	Conc. Flag	CoD	CoD Flag	x=excluded
1	181014M1_3	Standard	0.250	2.25	186.820	7833.895	0.298	0.2	-10.4	NO	1.000	NO	bb
2	181014M1_4	Standard	0.500	2.25	376.418	7955.559	0.591	0.5	0.8	NO	1.000	NO	MM
3	181014M1_5	Standard	1.000	2.25	697.856	7773.396	1.122	1.0	1.0	NO	1.000	NO	bb
4	181014M1_6	Standard	2.000	2.24	1483.370	7878.879	2.353	2.2	9.2	NO	1.000	NO	bb
5	181014M1_7	Standard	5.000	2.33	3446.619	8366.975	5.149	4.8	-3.0	NO	1.000	NO	bb
6	181014M1_8	Standard	10.000	2.24	6708.572	7807.771	10.740	10.2	1.8	NO	1.000	NO	bb
7	181014M1_9	Standard	50.000	2.25	30937.703	7244.443	53.382	50.7	1.4	NO	1.000	NO	bb
8	181014M1_10	Standard	100.000	2.24	64598.496	7680.123	105.139	99.7	-0.3	NO	1.000	NO	bb
9	181014M1_11	Standard	250.000	2.25	149703.891	7073.574	264.548	248.9	-0.4	NO	1.000	NO	bb

Dataset: F:\Projects\PFAS.PRO\Results\181014M1\181014M1-CRV.qld

Last Altered: Sunday, October 14, 2018 19:12:54 Pacific Daylight Time
 Printed: Monday, October 15, 2018 09:35:40 Pacific Daylight Time

Compound name: PFPeA

#	Name	Type	Std. Conc	RT	Area	IS Area	Response	Conc.	%Dev	Conc. Flag	CoD	CoD Flag	x=excluded
10	10 181014M1_12	Standard	500.000	2.24	276236.750	6407.826	538.866	500.5	0.1	NO	1.000	NO	bb

Compound name: PFBS

Coefficient of Determination: $R^2 = 0.999859$
 Calibration curve: $-0.000142928 * x^2 + 1.98431 * x + 0.107676$
 Response type: Internal Std (Ref 38), Area * (IS Conc. / IS Area)
 Curve type: 2nd Order, Origin: Exclude, Weighting: 1/x, Axis trans: None

#	Name	Type	Std. Conc	RT	Area	IS Area	Response	Conc.	%Dev	Conc. Flag	CoD	CoD Flag	x=excluded
1	1 181014M1_3	Standard	0.250	2.62	64.772	1162.237	0.697	0.3	18.7	NO	1.000	NO	bb
2	2 181014M1_4	Standard	0.500	2.62	81.231	1170.027	0.868	0.4	-23.4	NO	1.000	NO	bb
3	3 181014M1_5	Standard	1.000	2.62	175.545	1093.908	2.006	1.0	-4.3	NO	1.000	NO	bb
4	4 181014M1_6	Standard	2.000	2.62	389.545	1065.866	4.568	2.2	12.4	NO	1.000	NO	bb
5	5 181014M1_7	Standard	5.000	2.68	860.731	1102.026	9.763	4.9	-2.6	NO	1.000	NO	bb
6	6 181014M1_8	Standard	10.000	2.61	1755.330	1090.953	20.112	10.1	0.9	NO	1.000	NO	bb
7	7 181014M1_9	Standard	50.000	2.61	7812.325	1014.556	96.253	48.6	-2.8	NO	1.000	NO	bb
8	8 181014M1_10	Standard	100.000	2.61	16434.057	1034.485	198.578	100.8	0.8	NO	1.000	NO	bb
9	9 181014M1_11	Standard	250.000	2.61	36448.293	930.884	489.431	251.1	0.5	NO	1.000	NO	bb
10	10 181014M1_12	Standard	500.000	2.61	64404.641	842.623	955.419	499.4	-0.1	NO	1.000	NO	bb

Compound name: 4:2 FTS

Coefficient of Determination: $R^2 = 0.998783$
 Calibration curve: $-0.00507621 * x^2 + 1.68037 * x + -0.004658$
 Response type: Internal Std (Ref 39), Area * (IS Conc. / IS Area)
 Curve type: 2nd Order, Origin: Exclude, Weighting: 1/x, Axis trans: None

#	Name	Type	Std. Conc	RT	Area	IS Area	Response	Conc.	%Dev	Conc. Flag	CoD	CoD Flag	x=excluded
1	1 181014M1_3	Standard	0.250	3.12	35.690	1379.270	0.323	0.2	-21.8	NO	0.999	NO	bb
2	2 181014M1_4	Standard	0.500	3.12	105.731	1375.668	0.961	0.6	15.1	NO	0.999	NO	bb
3	3 181014M1_5	Standard	1.000	3.12	203.433	1407.276	1.807	1.1	8.2	NO	0.999	NO	bb
4	4 181014M1_6	Standard	2.000	3.12	406.755	1391.140	3.655	2.2	9.6	NO	0.999	NO	bb
5	5 181014M1_7	Standard	5.000	3.13	1013.644	1676.492	7.558	4.6	-8.7	NO	0.999	NO	bb
6	6 181014M1_8	Standard	10.000	3.12	1866.326	1490.150	15.656	9.6	-4.0	NO	0.999	NO	bb
7	7 181014M1_9	Standard	50.000	3.12	8544.395	1465.948	72.857	51.3	2.6	NO	0.999	NO	bb

Dataset: F:\Projects\PFAS.PRO\Results\181014M1\181014M1-CRV.qld

Last Altered: Sunday, October 14, 2018 19:12:54 Pacific Daylight Time
 Printed: Monday, October 15, 2018 09:35:40 Pacific Daylight Time

Compound name: 4:2 FTS

#	Name	Type	Std. Conc	RT	Area	IS Area	Response	Conc.	%Dev	Conc. Flag	CoD	CoD Flag	x=excluded
8	8 181014M1_10	Standard	100.000	3.12	17002.037	1822.784	116.594	99.0	-1.0	NO	0.999	NO	bb
9	9 181014M1_11	Standard	250.000	3.12	36914.047	2271.442	203.142		✓	NO	0.999	YES	bbXI ✓
10	10 181014M1_12	Standard	500.000	3.12	64928.766	2885.084	281.312		✓	NO	0.999	NO	bbXI ✓

Compound name: PFHxA

Coefficient of Determination: R² = 0.999616 ✓
 Calibration curve: -0.000208949 * x² + 1.17866 * x + 0.0435507
 Response type: Internal Std (Ref 40), Area * (IS Conc. / IS Area)
 Curve type: 2nd Order, Origin: Include, Weighting: 1/x, Axis trans: None

#	Name	Type	Std. Conc	RT	Area	IS Area	Response	Conc.	%Dev	Conc. Flag	CoD	CoD Flag	x=excluded
1	1 181014M1_3	Standard	0.250	3.21	381.519	5324.839	0.358	0.3	6.8	NO	1.000	NO	bb
2	2 181014M1_4	Standard	0.500	3.21	632.118	5096.658	0.620	0.5	-2.2	NO	1.000	NO	bb
3	3 181014M1_5	Standard	1.000	3.20	1373.842	5011.975	1.371	1.1	12.6	NO	1.000	NO	bb
4	4 181014M1_6	Standard	2.000	3.20	2725.861	5126.797	2.658	2.2	11.0	NO	1.000	NO	bb
5	5 181014M1_7	Standard	5.000	3.22	5936.371	5491.103	5.405	4.6	-8.9	NO	1.000	NO	bb
6	6 181014M1_8	Standard	10.000	3.20	11757.200	5091.313	11.546	9.8	-2.2	NO	1.000	NO	bb
7	7 181014M1_9	Standard	50.000	3.20	55122.316	4810.513	57.294	49.0	-2.0	NO	1.000	NO	bb
8	8 181014M1_10	Standard	100.000	3.20	111819.531	4936.233	113.264	97.8	-2.2	NO	1.000	NO	bb
9	9 181014M1_11	Standard	250.000	3.21	256932.172	4451.946	288.562	256.4	2.6	NO	1.000	NO	bb
10	10 181014M1_12	Standard	500.000	3.20	456167.188	4268.673	534.320	497.1	-0.6	NO	1.000	NO	bb

Compound name: PFPeS

Coefficient of Determination: R² = 0.999861 ✓
 Calibration curve: -0.000465218 * x² + 1.93398 * x + -0.0229988
 Response type: Internal Std (Ref 38), Area * (IS Conc. / IS Area)
 Curve type: 2nd Order, Origin: Exclude, Weighting: 1/x, Axis trans: None

#	Name	Type	Std. Conc	RT	Area	IS Area	Response	Conc.	%Dev	Conc. Flag	CoD	CoD Flag	x=excluded
1	1 181014M1_3	Standard	0.250	3.45	41.374	1162.237	0.445	0.2	-3.2	NO	1.000	NO	bb
2	2 181014M1_4	Standard	0.500	3.44	80.379	1170.027	0.859	0.5	-8.8	NO	1.000	NO	MM
3	3 181014M1_5	Standard	1.000	3.44	185.398	1093.908	2.119	1.1	10.8	NO	1.000	NO	bb
4	4 181014M1_6	Standard	2.000	3.44	343.074	1065.866	4.023	2.1	4.7	NO	1.000	NO	bb
5	5 181014M1_7	Standard	5.000	3.44	790.136	1102.026	8.962	4.7	-7.0	NO	1.000	NO	bb

Dataset: F:\Projects\PFAS.PRO\Results\181014M1\181014M1-CRV.qld

Last Altered: Sunday, October 14, 2018 19:12:54 Pacific Daylight Time
 Printed: Monday, October 15, 2018 09:35:40 Pacific Daylight Time

Compound name: PFPeS

#	Name	Type	Std. Conc	RT	Area	IS Area	Response	Conc.	%Dev	Conc. Flag	CoD	CoD Flag	x=excluded
6	6 181014M1_8	Standard	10.000	3.44	1750.125	1090.953	20.053	10.4	4.1	NO	1.000	NO	bb
7	7 181014M1_9	Standard	50.000	3.44	7630.487	1014.556	94.013	49.2	-1.6	NO	1.000	NO	bb
8	8 181014M1_10	Standard	100.000	3.44	15865.479	1034.485	191.707	101.6	1.6	NO	1.000	NO	bb
9	9 181014M1_11	Standard	250.000	3.44	33626.844	930.884	451.544	248.3	-0.7	NO	1.000	NO	bb
10	10 181014M1_12	Standard	500.000	3.44	57408.156	842.623	851.629	500.7	0.1	NO	1.000	NO	bb

Compound name: PFHpA

Correlation coefficient: $r = 0.999902$, $r^2 = 0.999804$ ✓

Calibration curve: $1.34913 * x + 0.0863921$

Response type: Internal Std (Ref 41), Area * (IS Conc. / IS Area)

Curve type: Linear, Origin: Exclude, Weighting: 1/x, Axis trans: None

#	Name	Type	Std. Conc	RT	Area	IS Area	Response	Conc.	%Dev	Conc. Flag	CoD	CoD Flag	x=excluded
1	1 181014M1_3	Standard	0.250	3.89	211.005	6659.366	0.396	0.2	-8.2	NO	1.000	NO	bb
2	2 181014M1_4	Standard	0.500	3.89	416.837	6678.260	0.780	0.5	2.9	NO	1.000	NO	bb
3	3 181014M1_5	Standard	1.000	3.89	762.706	6800.021	1.402	1.0	-2.5	NO	1.000	NO	MM
4	4 181014M1_6	Standard	2.000	3.89	1743.196	6873.984	3.170	2.3	14.3	NO	1.000	NO	bb
5	5 181014M1_7	Standard	5.000	3.87	3559.649	7005.096	6.352	4.6	-7.1	NO	1.000	NO	bb
6	6 181014M1_8	Standard	10.000	3.89	7221.210	6749.539	13.374	9.8	-1.5	NO	1.000	NO	bb
7	7 181014M1_9	Standard	50.000	3.89	33451.453	6202.277	67.418	49.9	-0.2	NO	1.000	NO	bb
8	8 181014M1_10	Standard	100.000	3.89	68400.141	6190.228	138.121	102.3	2.3	NO	1.000	NO	bb
9	9 181014M1_11	Standard	250.000	3.89	148443.469	5452.904	340.285	252.2	0.9	NO	1.000	NO	bb
10	10 181014M1_12	Standard	500.000	3.89	264533.875	4942.115	669.081	495.9	-0.8	NO	1.000	NO	bb

Dataset: F:\Projects\PFAS.PRO\Results\181014M1\181014M1-CRV.qld

Last Altered: Sunday, October 14, 2018 19:12:54 Pacific Daylight Time
 Printed: Monday, October 15, 2018 09:35:40 Pacific Daylight Time

Compound name: L-PFHxS

Coefficient of Determination: $R^2 = 0.998444$ ✓
 Calibration curve: $0.000770928 * x^2 + 1.79333 * x + 0.110863$
 Response type: Internal Std (Ref 42), Area * (IS Conc. / IS Area)
 Curve type: 2nd Order, Origin: Include, Weighting: 1/x, Axis trans: None

#	Name	Type	Std. Conc	RT	Area	IS Area	Response	Conc.	%Dev	Conc. Flag	CoD	CoD Flag	x=excluded
1	1 181014M1_3	Standard	0.250	4.05	32.469	865.835	0.469	0.2	-20.2	NO	0.998	NO	MM
2	2 181014M1_4	Standard	0.500	4.04	75.135	885.526	1.061	0.5	5.9	NO	0.998	NO	MM
3	3 181014M1_5	Standard	1.000	4.04	165.297	977.350	2.114	1.1	11.7	NO	0.998	NO	MM
4	4 181014M1_6	Standard	2.000	4.04	271.281	903.829	3.752	2.0	1.4	NO	0.998	NO	MM
5	5 181014M1_7	Standard	5.000	4.02	664.840	904.685	9.186	5.0	1.0	NO	0.998	NO	MM
6	6 181014M1_8	Standard	10.000	4.04	1519.713	889.283	21.361	11.8	17.9	NO	0.998	NO	MM
7	7 181014M1_9	Standard	50.000	4.04	6534.345	806.726	101.248	55.1	10.2	NO	0.998	NO	MM
8	8 181014M1_10	Standard	100.000	4.05	13808.840	915.478	188.547	100.7	0.7	NO	0.998	NO	MM
9	9 181014M1_11	Standard	250.000	4.05	30402.264	808.143	470.249	237.8	-4.9	NO	0.998	NO	MM
10	10 181014M1_12	Standard	500.000	4.04	53287.660	604.772	1101.400	504.6	0.9	NO	0.998	NO	MM

Compound name: 6:2 FTS

Coefficient of Determination: $R^2 = 0.999539$ ✓
 Calibration curve: $-0.00545507 * x^2 + 1.98305 * x + 0.0786874$
 Response type: Internal Std (Ref 43), Area * (IS Conc. / IS Area)
 Curve type: 2nd Order, Origin: Include, Weighting: 1/x, Axis trans: None

#	Name	Type	Std. Conc	RT	Area	IS Area	Response	Conc.	%Dev	Conc. Flag	CoD	CoD Flag	x=excluded
1	1 181014M1_3	Standard	0.250	4.33	69.886	1645.901	0.531	0.2	-8.8	NO	1.000	NO	bb
2	2 181014M1_4	Standard	0.500	4.33	165.331	1554.787	1.329	0.6	26.3	NO	1.000	NO	bb
3	3 181014M1_5	Standard	1.000	4.33	237.222	1486.406	1.995	1.0	-3.1	NO	1.000	NO	bb
4	4 181014M1_6	Standard	2.000	4.33	513.274	1588.987	4.038	2.0	0.4	NO	1.000	NO	bb
5	5 181014M1_7	Standard	5.000	4.32	1248.900	1564.412	9.979	5.1	1.3	NO	1.000	NO	bb
6	6 181014M1_8	Standard	10.000	4.33	2524.948	1623.277	19.443	10.0	0.4	NO	1.000	NO	bb
7	7 181014M1_9	Standard	50.000	4.33	11540.571	1699.533	84.880	49.5	-1.0	NO	1.000	NO	bb
8	8 181014M1_10	Standard	100.000	4.33	22723.521	1970.137	144.175	100.4	0.4	NO	1.000	NO	bb
9	9 181014M1_11	Standard	250.000	4.34	50356.211	2513.735	250.405			NO	1.000	NO	bbXI ✓
10	10 181014M1_12	Standard	500.000	4.33	88353.711	3463.244	318.898			NO	1.000	NO	bbXI ✓

Dataset: F:\Projects\PFAS.PRO\Results\181014M1\181014M1-CRV.qld

Last Altered: Sunday, October 14, 2018 19:12:54 Pacific Daylight Time
 Printed: Monday, October 15, 2018 09:35:40 Pacific Daylight Time

Compound name: L-PFOA

Coefficient of Determination: $R^2 = 0.999743$ ✓

Calibration curve: $-0.000286673 * x^2 + 1.75317 * x + 0.242276$

Response type: Internal Std (Ref 44), Area * (IS Conc. / IS Area)

Curve type: 2nd Order, Origin: Exclude, Weighting: 1/x, Axis trans: None

	# Name	Type	Std. Conc	RT	Area	IS Area	Response	Conc.	%Dev	Conc. Flag	CoD	CoD Flag	x=excluded
1	1 181014M1_3	Standard	0.250	4.39	729.090	13512.210	0.674	0.2	-1.4	NO	1.000	NO	db
2	2 181014M1_4	Standard	0.500	4.39	1183.095	13278.609	1.114	0.5	-0.6	NO	1.000	NO	bb
3	3 181014M1_5	Standard	1.000	4.39	2177.122	12884.149	2.112	1.1	6.7	NO	1.000	NO	MM
4	4 181014M1_6	Standard	2.000	4.39	4321.370	14034.704	3.849	2.1	2.9	NO	1.000	NO	bb
5	5 181014M1_7	Standard	5.000	4.38	9509.792	13868.788	8.571	4.8	-4.9	NO	1.000	NO	bb
6	6 181014M1_8	Standard	10.000	4.39	19006.773	13368.776	17.772	10.0	0.2	NO	1.000	NO	bb
7	7 181014M1_9	Standard	50.000	4.39	87385.102	12935.241	84.445	48.4	-3.2	NO	1.000	NO	bb
8	8 181014M1_10	Standard	100.000	4.39	177109.234	13003.148	170.256	98.6	-1.4	NO	1.000	NO	bb
9	9 181014M1_11	Standard	250.000	4.39	387384.938	11265.593	429.832	255.7	2.3	NO	1.000	NO	bb
10	10 181014M1_12	Standard	500.000	4.39	686732.500	10712.584	801.315	497.4	-0.5	NO	1.000	NO	bb

Compound name: PFHpS

Coefficient of Determination: $R^2 = 0.999855$ ✓

Calibration curve: $-2.16696e-005 * x^2 + 0.933759 * x + 0.00432189$

Response type: Internal Std (Ref 47), Area * (IS Conc. / IS Area)

Curve type: 2nd Order, Origin: Exclude, Weighting: 1/x, Axis trans: None

	# Name	Type	Std. Conc	RT	Area	IS Area	Response	Conc.	%Dev	Conc. Flag	CoD	CoD Flag	x=excluded
1	1 181014M1_3	Standard	0.250	4.50	33.696	2264.090	0.186	0.2	-22.2	NO	1.000	NO	bb
2	2 181014M1_4	Standard	0.500	4.50	83.298	2314.260	0.450	0.5	-4.6	NO	1.000	NO	bb
3	3 181014M1_5	Standard	1.000	4.51	188.652	2295.058	1.027	1.1	9.6	NO	1.000	NO	bb
4	4 181014M1_6	Standard	2.000	4.50	391.135	2314.503	2.112	2.3	12.9	NO	1.000	NO	bb
5	5 181014M1_7	Standard	5.000	4.49	921.898	2316.043	4.976	5.3	6.5	NO	1.000	NO	bb
6	6 181014M1_8	Standard	10.000	4.50	1832.167	2454.758	9.330	10.0	-0.1	NO	1.000	NO	bb
7	7 181014M1_9	Standard	50.000	4.50	8080.264	2233.172	45.229	48.5	-3.0	NO	1.000	NO	bb
8	8 181014M1_10	Standard	100.000	4.51	16431.514	2186.656	93.931	100.8	0.8	NO	1.000	NO	bb
9	9 181014M1_11	Standard	250.000	4.51	37198.754	2001.591	232.307	250.2	0.1	NO	1.000	NO	bb
10	10 181014M1_12	Standard	500.000	4.51	64253.867	1740.952	461.341	499.9	-0.0	NO	1.000	NO	bb

Dataset: F:\Projects\PFAS.PRO\Results\181014M1\181014M1-CRV.qld

Last Altered: Sunday, October 14, 2018 19:12:54 Pacific Daylight Time
 Printed: Monday, October 15, 2018 09:35:40 Pacific Daylight Time

Compound name: PFNA

Coefficient of Determination: $R^2 = 0.999653$ ✓

Calibration curve: $3.75561e-005 * x^2 + 1.17094 * x + 0.130682$

Response type: Internal Std (Ref 45), Area * (IS Conc. / IS Area)

Curve type: 2nd Order, Origin: Exclude, Weighting: 1/x, Axis trans: None

#	Name	Type	Std. Conc	RT	Area	IS Area	Response	Conc.	%Dev	Conc. Flag	CoD	CoD Flag	x=excluded
1	1 181014M1_3	Standard	0.250	4.83	347.024	12529.247	0.346	0.2	-26.4	NO	1.000	NO	bb
2	2 181014M1_4	Standard	0.500	4.83	739.081	12642.248	0.731	0.5	2.5	NO	1.000	NO	bb
3	3 181014M1_5	Standard	1.000	4.83	1515.562	13428.175	1.411	1.1	9.3	NO	1.000	NO	bb
4	4 181014M1_6	Standard	2.000	4.83	3114.128	13197.996	2.949	2.4	20.4	NO	1.000	NO	bd
5	5 181014M1_7	Standard	5.000	4.82	6270.250	13739.876	5.704	4.8	-4.8	NO	1.000	NO	bb
6	6 181014M1_8	Standard	10.000	4.83	12347.050	13322.488	11.585	9.8	-2.2	NO	1.000	NO	bb
7	7 181014M1_9	Standard	50.000	4.83	57014.762	12177.327	58.526	49.8	-0.4	NO	1.000	NO	bb
8	8 181014M1_10	Standard	100.000	4.83	117144.016	12069.372	121.324	103.2	3.2	NO	1.000	NO	bb
9	9 181014M1_11	Standard	250.000	4.83	253137.141	10921.504	289.723	245.4	-1.8	NO	1.000	NO	bb
10	10 181014M1_12	Standard	500.000	4.83	439998.188	9212.353	597.022	501.7	0.3	NO	1.000	NO	bb

Compound name: PFOSA

Coefficient of Determination: $R^2 = 0.999669$ ✓

Calibration curve: $-1.57961e-005 * x^2 + 1.20622 * x + 0.034735$

Response type: Internal Std (Ref 46), Area * (IS Conc. / IS Area)

Curve type: 2nd Order, Origin: Include, Weighting: 1/x, Axis trans: None

#	Name	Type	Std. Conc	RT	Area	IS Area	Response	Conc.	%Dev	Conc. Flag	CoD	CoD Flag	x=excluded
1	1 181014M1_3	Standard	0.250	4.87	61.285	2958.141	0.259	0.2	-25.6	NO	1.000	NO	bb
2	2 181014M1_4	Standard	0.500	4.86	179.446	2989.596	0.750	0.6	18.6	NO	1.000	NO	bb
3	3 181014M1_5	Standard	1.000	4.86	326.800	2859.081	1.429	1.2	15.6	NO	1.000	NO	bb
4	4 181014M1_6	Standard	2.000	4.86	634.150	2897.284	2.736	2.2	12.0	NO	1.000	NO	bb
5	5 181014M1_7	Standard	5.000	4.85	1639.025	3636.415	5.634	4.6	-7.2	NO	1.000	NO	bb
6	6 181014M1_8	Standard	10.000	4.86	2940.792	2991.412	12.288	10.2	1.6	NO	1.000	NO	bb
7	7 181014M1_9	Standard	50.000	4.87	13040.376	2818.708	57.830	47.9	-4.1	NO	1.000	NO	bb
8	8 181014M1_10	Standard	100.000	4.87	28254.029	2954.936	119.520	99.2	-0.8	NO	1.000	NO	bb
9	9 181014M1_11	Standard	250.000	4.87	64598.293	2638.128	306.080	254.6	1.8	NO	1.000	NO	bb
10	10 181014M1_12	Standard	500.000	4.87	116403.258	2437.670	596.898	498.1	-0.4	NO	1.000	NO	bb

Dataset: F:\Projects\PFAS.PRO\Results\181014M1\181014M1-CRV.qld

Last Altered: Sunday, October 14, 2018 19:12:54 Pacific Daylight Time
 Printed: Monday, October 15, 2018 09:35:40 Pacific Daylight Time

Compound name: L-PFOS

Coefficient of Determination: $R^2 = 0.999878$
 Calibration curve: $9.66945e-005 * x^2 + 1.15663 * x + 0.0124566$
 Response type: Internal Std (Ref 47), Area * (IS Conc. / IS Area)
 Curve type: 2nd Order, Origin: Include, Weighting: 1/x, Axis trans: None

#	Name	Type	Std. Conc	RT	Area	IS Area	Response	Conc.	%Dev	Conc. Flag	CoD	CoD Flag	x=excluded
1	1 181014M1_3	Standard	0.250	4.92	53.634	2264.090	0.296	0.2	-1.9	NO	1.000	NO	MM
2	2 181014M1_4	Standard	0.500	4.92	115.314	2314.260	0.623	0.5	5.5	NO	1.000	NO	MM
3	3 181014M1_5	Standard	1.000	4.92	214.087	2295.058	1.166	1.0	-0.3	NO	1.000	NO	MM
4	4 181014M1_6	Standard	2.000	4.92	458.773	2314.503	2.478	2.1	6.6	NO	1.000	NO	MM
5	5 181014M1_7	Standard	5.000	4.91	1101.627	2316.043	5.946	5.1	2.5	NO	1.000	NO	MM
6	6 181014M1_8	Standard	10.000	4.92	2107.005	2454.758	10.729	9.3	-7.4	NO	1.000	NO	MM
7	7 181014M1_9	Standard	50.000	4.92	10138.689	2233.172	56.750	48.9	-2.3	NO	1.000	NO	MM
8	8 181014M1_10	Standard	100.000	4.92	20681.945	2186.656	118.228	101.3	1.3	NO	1.000	NO	MM
9	9 181014M1_11	Standard	250.000	4.92	47417.594	2001.591	296.124	250.8	0.3	NO	1.000	NO	MM
10	10 181014M1_12	Standard	500.000	4.92	83827.414	1740.952	601.879	499.5	-0.1	NO	1.000	NO	MM

Compound name: PFDA

Coefficient of Determination: $R^2 = 0.999560$
 Calibration curve: $-0.000156485 * x^2 + 1.42276 * x + 0.0643256$
 Response type: Internal Std (Ref 48), Area * (IS Conc. / IS Area)
 Curve type: 2nd Order, Origin: Include, Weighting: 1/x, Axis trans: None

#	Name	Type	Std. Conc	RT	Area	IS Area	Response	Conc.	%Dev	Conc. Flag	CoD	CoD Flag	x=excluded
1	1 181014M1_3	Standard	0.250	5.21	313.113	11559.492	0.339	0.2	-22.9	NO	1.000	NO	MM
2	2 181014M1_4	Standard	0.500	5.21	907.584	11933.375	0.951	0.6	24.6	NO	1.000	NO	bb
3	3 181014M1_5	Standard	1.000	5.21	1686.720	11762.274	1.793	1.2	21.5	NO	1.000	NO	MM
4	4 181014M1_6	Standard	2.000	5.21	3154.611	12910.204	3.054	2.1	5.1	NO	1.000	NO	bb
5	5 181014M1_7	Standard	5.000	5.20	6310.356	12528.649	6.296	4.4	-12.4	NO	1.000	NO	bb
6	6 181014M1_8	Standard	10.000	5.21	13931.795	11814.848	14.740	10.3	3.3	NO	1.000	NO	bb
7	7 181014M1_9	Standard	50.000	5.22	62962.063	11529.078	68.264	48.2	-3.6	NO	1.000	NO	bb
8	8 181014M1_10	Standard	100.000	5.22	128937.227	11094.907	145.266	103.2	3.2	NO	1.000	NO	bb
9	9 181014M1_11	Standard	250.000	5.22	274540.875	10001.680	343.118	247.9	-0.8	NO	1.000	NO	bb
10	10 181014M1_12	Standard	500.000	5.22	501046.875	9304.745	673.107	500.6	0.1	NO	1.000	NO	bb

Dataset: F:\Projects\PFAS.PRO\Results\181014M1\181014M1-CRV.qld

Last Altered: Sunday, October 14, 2018 19:12:54 Pacific Daylight Time

Printed: Monday, October 15, 2018 09:35:40 Pacific Daylight Time

Compound name: 8:2 FTS

Coefficient of Determination: $R^2 = 0.996744$

Calibration curve: $-0.00549191 * x^2 + 1.51846 * x + 0.0906988$

Response type: Internal Std (Ref 49), Area * (IS Conc. / IS Area)

Curve type: 2nd Order, Origin: Exclude, Weighting: 1/x, Axis trans: None

#	Name	Type	Std. Conc	RT	Area	IS Area	Response	Conc.	%Dev	Conc. Flag	CoD	CoD Flag	x=excluded
1	1 181014M1_3	Standard	0.250	5.18	41.785	1445.112	0.361	0.2	-28.6	NO	0.997	NO	bb
2	2 181014M1_4	Standard	0.500	5.18	111.678	1527.190	0.914	0.5	8.7	NO	0.997	NO	bb
3	3 181014M1_5	Standard	1.000	5.18	206.915	1329.441	1.946	1.2	22.7	NO	0.997	NO	bb
4	4 181014M1_6	Standard	2.000	5.18	360.082	1408.076	3.197	2.1	3.0	NO	0.997	NO	bb
5	5 181014M1_7	Standard	5.000	5.17	939.921	1484.191	7.916	5.3	5.1	NO	0.997	NO	bb
6	6 181014M1_8	Standard	10.000	5.18	1670.787	1626.814	12.838	8.7	-13.3	NO	0.997	NO	bb
7	7 181014M1_9	Standard	50.000	5.18	8278.437	1611.590	64.210	52.0	4.0	NO	0.997	NO	bb
8	8 181014M1_10	Standard	100.000	5.18	15727.664	2043.197	96.220	98.1	-1.9	NO	0.997	NO	bb
9	9 181014M1_11	Standard	250.000	5.18	34814.961	2605.579	167.021			NO	0.997	YES	bbXI
10	10 181014M1_12	Standard	500.000	5.18	62311.000	3558.741	218.866			NO	0.997	YES	bbXI

Compound name: PFNS

Coefficient of Determination: $R^2 = 0.999439$

Calibration curve: $1.2671e-005 * x^2 + 0.851608 * x + 0.0925443$

Response type: Internal Std (Ref 47), Area * (IS Conc. / IS Area)

Curve type: 2nd Order, Origin: Exclude, Weighting: 1/x, Axis trans: None

#	Name	Type	Std. Conc	RT	Area	IS Area	Response	Conc.	%Dev	Conc. Flag	CoD	CoD Flag	x=excluded
1	1 181014M1_3	Standard	0.250	5.28	27.440	2264.090	0.151	0.1	-72.3	YES	0.999	NO	bbX
2	2 181014M1_4	Standard	0.500	5.28	90.518	2314.260	0.489	0.5	-6.9	NO	0.999	NO	MM
3	3 181014M1_5	Standard	1.000	5.28	162.563	2295.058	0.885	0.9	-6.9	NO	0.999	NO	bb
4	4 181014M1_6	Standard	2.000	5.28	349.931	2314.503	1.890	2.1	5.5	NO	0.999	NO	bb
5	5 181014M1_7	Standard	5.000	5.27	829.415	2316.043	4.476	5.1	2.9	NO	0.999	NO	bb
6	6 181014M1_8	Standard	10.000	5.28	1727.632	2454.758	8.797	10.2	2.2	NO	0.999	NO	bb
7	7 181014M1_9	Standard	50.000	5.29	7796.025	2233.172	43.638	51.1	2.2	NO	0.999	NO	MM
8	8 181014M1_10	Standard	100.000	5.29	15489.857	2186.656	88.548	103.7	3.7	NO	0.999	NO	bb
9	9 181014M1_11	Standard	250.000	5.29	33052.141	2001.591	206.412	241.4	-3.4	NO	0.999	NO	bb
10	10 181014M1_12	Standard	500.000	5.29	60170.047	1740.952	432.020	503.4	0.7	NO	0.999	NO	bb

Dataset: F:\Projects\PFAS.PRO\Results\181014M1\181014M1-CRV.qld

Last Altered: Sunday, October 14, 2018 19:12:54 Pacific Daylight Time
 Printed: Monday, October 15, 2018 09:35:40 Pacific Daylight Time

Compound name: L-MeFOSAA

Coefficient of Determination: $R^2 = 0.999346$ ✓

Calibration curve: $-0.000139642 * x^2 + 1.647 * x + 0.11966$

Response type: Internal Std (Ref 50), Area * (IS Conc. / IS Area)

Curve type: 2nd Order, Origin: Include, Weighting: 1/x, Axis trans: None

#	Name	Type	Std. Conc	RT	Area	IS Area	Response	Conc.	%Dev	Conc. Flag	CoD	CoD Flag	x=excluded
1	1 181014M1_3	Standard	0.250	5.37	60.818	3154.520	0.241	0.1	-70.5	YES	0.999	NO	MMX
2	2 181014M1_4	Standard	0.500	5.37	265.631	3462.534	0.959	0.5	1.9	NO	0.999	NO	MM
3	3 181014M1_5	Standard	1.000	5.37	465.386	3488.467	1.668	0.9	-6.0	NO	0.999	NO	MM
4	4 181014M1_6	Standard	2.000	5.37	1087.589	3652.720	3.722	2.2	9.4	NO	0.999	NO	MM
5	5 181014M1_7	Standard	5.000	5.36	2359.199	3712.637	7.943	4.8	-5.0	NO	0.999	NO	MM
6	6 181014M1_8	Standard	10.000	5.37	4932.133	3327.238	18.529	11.2	11.9	NO	0.999	NO	MM
7	7 181014M1_9	Standard	50.000	5.37	21279.877	3156.506	84.270	51.3	2.6	NO	0.999	NO	MM
8	8 181014M1_10	Standard	100.000	5.37	43777.820	3273.470	167.169	102.3	2.3	NO	0.999	NO	MM
9	9 181014M1_11	Standard	250.000	5.37	99041.953	3175.992	389.807	241.6	-3.4	NO	0.999	NO	MM
10	10 181014M1_12	Standard	500.000	5.37	174996.625	2753.689	794.374	503.8	0.8	NO	0.999	NO	MM

Compound name: L-EtFOSAA

Coefficient of Determination: $R^2 = 0.999661$ ✓

Calibration curve: $-6.9668e-005 * x^2 + 1.15723 * x + -0.0476227$

Response type: Internal Std (Ref 52), Area * (IS Conc. / IS Area)

Curve type: 2nd Order, Origin: Exclude, Weighting: 1/x, Axis trans: None

#	Name	Type	Std. Conc	RT	Area	IS Area	Response	Conc.	%Dev	Conc. Flag	CoD	CoD Flag	x=excluded
1	1 181014M1_3	Standard	0.250	5.54	50.624	3882.587	0.163	0.2	-27.2	NO	1.000	NO	MM
2	2 181014M1_4	Standard	0.500	5.54	194.117	4196.397	0.578	0.5	8.2	NO	1.000	NO	MM
3	3 181014M1_5	Standard	1.000	5.54	346.854	4207.138	1.031	0.9	-6.8	NO	1.000	NO	MM
4	4 181014M1_6	Standard	2.000	5.54	1006.359	4321.296	2.911	2.6	27.9	NO	1.000	NO	MM
5	5 181014M1_7	Standard	5.000	5.52	1907.257	4268.254	5.586	4.9	-2.6	NO	1.000	NO	MM
6	6 181014M1_8	Standard	10.000	5.54	3847.778	4145.336	11.603	10.1	0.7	NO	1.000	NO	MM
7	7 181014M1_9	Standard	50.000	5.54	18335.414	3897.341	58.807	51.0	2.0	NO	1.000	NO	MM
8	8 181014M1_10	Standard	100.000	5.54	35967.930	4021.480	111.799	97.2	-2.8	NO	1.000	NO	MM
9	9 181014M1_11	Standard	250.000	5.54	77638.281	3381.935	286.960	251.8	0.7	NO	1.000	NO	MM
10	10 181014M1_12	Standard	500.000	5.54	134379.188	2996.115	560.639	499.5	-0.1	NO	1.000	NO	MM

Dataset: F:\Projects\PFAS.PRO\Results\181014M1\181014M1-CRV.qld

Last Altered: Sunday, October 14, 2018 19:12:54 Pacific Daylight Time
 Printed: Monday, October 15, 2018 09:36:01 Pacific Daylight Time

Method: F:\Projects\PFAS.PRO\MethDB\PFAS_FULL_80C_101418.mdb 14 Oct 2018 18:57:06
 Calibration: F:\Projects\PFAS.PRO\CurveDB\C18_VAL-PFAS_Q4_10-14-18.cdb 14 Oct 2018 19:12:54

Compound name: PFUdA

Coefficient of Determination: $R^2 = 0.999953$
 Calibration curve: $-0.000110396 * x^2 + 0.976593 * x + 0.134593$
 Response type: Internal Std (Ref 51), Area * (IS Conc. / IS Area)
 Curve type: 2nd Order, Origin: Exclude, Weighting: 1/x, Axis trans: None

#	Name	Type	Std. Conc	RT	Area	IS Area	Response	Conc.	%Dev	Conc. Flag	CoD	CoD Flag	x=excluded
1	181014M1_3	Standard	0.250	5.55	455.278	15345.039	0.371	0.2	-3.2	NO	1.000	NO	bb
2	181014M1_4	Standard	0.500	5.55	841.691	16635.471	0.632	0.5	2.0	NO	1.000	NO	bb
3	181014M1_5	Standard	1.000	5.55	1444.762	16952.027	1.065	1.0	-4.7	NO	1.000	NO	bb
4	181014M1_6	Standard	2.000	5.55	3088.977	16804.336	2.298	2.2	10.8	NO	1.000	NO	bb
5	181014M1_7	Standard	5.000	5.54	6755.629	17666.455	4.780	4.8	-4.8	NO	1.000	NO	bb
6	181014M1_8	Standard	10.000	5.55	13618.631	17172.641	9.913	10.0	0.2	NO	1.000	NO	bb
7	181014M1_9	Standard	50.000	5.55	61258.051	15780.426	48.524	49.8	-0.3	NO	1.000	NO	bb
8	181014M1_10	Standard	100.000	5.55	122750.797	15884.933	96.594	99.9	-0.1	NO	1.000	NO	bb
9	181014M1_11	Standard	250.000	5.55	271460.594	14262.135	237.921	250.6	0.2	NO	1.000	NO	bb
10	181014M1_12	Standard	500.000	5.55	460813.250	12505.779	460.600	499.7	-0.1	NO	1.000	NO	bb

Compound name: PFDS

Coefficient of Determination: $R^2 = 0.999578$
 Calibration curve: $2.03004e-006 * x^2 + 1.17774 * x + 0.07665$
 Response type: Internal Std (Ref 47), Area * (IS Conc. / IS Area)
 Curve type: 2nd Order, Origin: Exclude, Weighting: 1/x, Axis trans: None

#	Name	Type	Std. Conc	RT	Area	IS Area	Response	Conc.	%Dev	Conc. Flag	CoD	CoD Flag	x=excluded
1	181014M1_3	Standard	0.250	5.61	20.009	2264.090	0.110	0.0	-88.5	YES	1.000	NO	bbX
2	181014M1_4	Standard	0.500	5.60	130.112	2314.260	0.703	0.5	6.3	NO	1.000	NO	bb
3	181014M1_5	Standard	1.000	5.60	183.709	2295.058	1.001	0.8	-21.6	NO	1.000	NO	bb
4	181014M1_6	Standard	2.000	5.60	544.211	2314.503	2.939	2.4	21.5	NO	1.000	NO	bb
5	181014M1_7	Standard	5.000	5.59	1096.918	2316.043	5.920	5.0	-0.8	NO	1.000	NO	bb
6	181014M1_8	Standard	10.000	5.61	2239.797	2454.758	11.405	9.6	-3.8	NO	1.000	NO	bb
7	181014M1_9	Standard	50.000	5.61	10037.115	2233.172	56.182	47.6	-4.7	NO	1.000	NO	bb
8	181014M1_10	Standard	100.000	5.61	21301.027	2186.656	121.767	103.3	3.3	NO	1.000	NO	bb
9	181014M1_11	Standard	250.000	5.61	47047.641	2001.591	293.814	249.3	-0.3	NO	1.000	NO	bb

Dataset: F:\Projects\PFAS.PRO\Results\181014M1\181014M1-CRV.qld

Last Altered: Sunday, October 14, 2018 19:12:54 Pacific Daylight Time

Printed: Monday, October 15, 2018 09:36:01 Pacific Daylight Time

Compound name: PFDS

#	Name	Type	Std. Conc	RT	Area	IS Area	Response	Conc.	%Dev	Conc. Flag	CoD	CoD Flag	x=excluded
10	10 181014M1_12	Standard	500.000	5.61	82085.992	1740.952	589.376	499.9	-0.0	NO	1.000	NO	bb

Compound name: PFDoA

Coefficient of Determination: $R^2 = 0.999617$ ✓

Calibration curve: $-0.000120928 * x^2 + 1.2747 * x + 0.0898286$

Response type: Internal Std (Ref 53), Area * (IS Conc. / IS Area)

Curve type: 2nd Order, Origin: Exclude, Weighting: 1/x, Axis trans: None

#	Name	Type	Std. Conc	RT	Area	IS Area	Response	Conc.	%Dev	Conc. Flag	CoD	CoD Flag	x=excluded
1	1 181014M1_3	Standard	0.250	5.84	377.553	14206.408	0.332	0.2	-23.9	NO	1.000	NO	MM
2	2 181014M1_4	Standard	0.500	5.84	919.205	14510.220	0.792	0.6	10.2	NO	1.000	NO	db
3	3 181014M1_5	Standard	1.000	5.84	1702.777	15570.673	1.367	1.0	0.2	NO	1.000	NO	bb
4	4 181014M1_6	Standard	2.000	5.84	3726.429	15503.266	3.005	2.3	14.4	NO	1.000	NO	bb
5	5 181014M1_7	Standard	5.000	5.84	7701.752	15572.397	6.182	4.8	-4.4	NO	1.000	NO	bb
6	6 181014M1_8	Standard	10.000	5.84	16297.325	15415.592	13.215	10.3	3.1	NO	1.000	NO	bb
7	7 181014M1_9	Standard	50.000	5.84	73072.586	14565.686	62.710	49.4	-1.3	NO	1.000	NO	bb
8	8 181014M1_10	Standard	100.000	5.84	150459.016	14378.303	130.804	103.6	3.6	NO	1.000	NO	bb
9	9 181014M1_11	Standard	250.000	5.84	325361.813	13351.106	304.621	244.6	-2.2	NO	1.000	NO	bb
10	10 181014M1_12	Standard	500.000	5.84	589591.375	12088.017	609.686	502.1	0.4	NO	1.000	NO	bb

Compound name: N-MeFOSA

Coefficient of Determination: $R^2 = 0.999783$ ✓

Calibration curve: $-8.23763e-005 * x^2 + 1.03077 * x + 0.450726$

Response type: Internal Std (Ref 54), Area * (IS Conc. / IS Area)

Curve type: 2nd Order, Origin: Include, Weighting: 1/x, Axis trans: None

#	Name	Type	Std. Conc	RT	Area	IS Area	Response	Conc.	%Dev	Conc. Flag	CoD	CoD Flag	x=excluded
1	1 181014M1_3	Standard	1.250	5.68	96.023	7735.473	1.862	1.4	9.5	NO	1.000	NO	bb
2	2 181014M1_4	Standard	2.500	5.69	180.335	8021.336	3.372	2.8	13.4	NO	1.000	NO	bb
3	3 181014M1_5	Standard	5.000	5.69	335.569	8154.862	6.172	5.6	11.1	NO	1.000	NO	bb
4	4 181014M1_6	Standard	10.000	5.69	671.131	8583.426	11.728	11.0	9.5	NO	1.000	NO	bb
5	5 181014M1_7	Standard	25.000	5.66	1478.275	8996.184	24.648	23.5	-5.9	NO	1.000	NO	bb
6	6 181014M1_8	Standard	50.000	5.70	2818.244	8466.773	49.929	48.2	-3.6	NO	1.000	NO	bb
7	7 181014M1_9	Standard	250.000	5.70	13571.111	8036.046	253.317	250.3	0.1	NO	1.000	NO	bb

Dataset: F:\Projects\PFAS.PRO\Results\181014M1\181014M1-CRV.qld

Last Altered: Sunday, October 14, 2018 19:12:54 Pacific Daylight Time
 Printed: Monday, October 15, 2018 09:36:01 Pacific Daylight Time

Compound name: N-MeFOSA

#	Name	Type	Std. Conc	RT	Area	IS Area	Response	Conc.	%Dev	Conc. Flag	CoD	CoD Flag	x=excluded
8	8 181014M1_10	Standard	500.000	5.70	28338.029	8445.377	503.317	508.5	1.7	NO	1.000	NO	bb
9	9 181014M1_11	Standard	1250.000	5.70	62079.809	8102.102	1149.328	1236.8	-1.1	NO	1.000	NO	bb
10	10 181014M1_12	Standard	2500.000	5.71	108033.961	7842.314	2066.366	2506.2	0.2	NO	1.000	NO	bb

Compound name: PFTrDA

Coefficient of Determination: $R^2 = 0.999795$
 Calibration curve: $-0.000229522 * x^2 + 1.42019 * x + 0.0488826$
 Response type: Internal Std (Ref 53), Area * (IS Conc. / IS Area)
 Curve type: 2nd Order, Origin: Exclude, Weighting: 1/x, Axis trans: None

#	Name	Type	Std. Conc	RT	Area	IS Area	Response	Conc.	%Dev	Conc. Flag	CoD	CoD Flag	x=excluded
1	1 181014M1_3	Standard	0.250	6.09	456.490	14206.408	0.402	0.2	-0.6	NO	1.000	NO	bb
2	2 181014M1_4	Standard	0.500	6.09	985.641	14510.220	0.849	0.6	12.7	NO	1.000	NO	bb
3	3 181014M1_5	Standard	1.000	6.10	1702.717	15570.673	1.367	0.9	-7.2	NO	1.000	NO	MM
4	4 181014M1_6	Standard	2.000	6.09	3910.289	15503.266	3.153	2.2	9.3	NO	1.000	NO	bb
5	5 181014M1_7	Standard	5.000	6.09	8069.405	15572.397	6.477	4.5	-9.4	NO	1.000	NO	bb
6	6 181014M1_8	Standard	10.000	6.10	16860.990	15415.592	13.672	9.6	-3.9	NO	1.000	NO	bb
7	7 181014M1_9	Standard	50.000	6.10	79768.695	14565.686	68.456	48.5	-2.9	NO	1.000	NO	bb
8	8 181014M1_10	Standard	100.000	6.10	163344.766	14378.303	142.006	101.6	1.6	NO	1.000	NO	bb
9	9 181014M1_11	Standard	250.000	6.10	366073.219	13351.106	342.737	251.5	0.6	NO	1.000	NO	bb
10	10 181014M1_12	Standard	500.000	6.10	630066.500	12088.017	651.540	499.0	-0.2	NO	1.000	NO	bb

Compound name: PFTeDA

Coefficient of Determination: $R^2 = 0.999463$
 Calibration curve: $-0.00139563 * x^2 + 2.07492 * x + 0.253946$
 Response type: Internal Std (Ref 55), Area * (IS Conc. / IS Area)
 Curve type: 2nd Order, Origin: Exclude, Weighting: 1/x, Axis trans: None

#	Name	Type	Std. Conc	RT	Area	IS Area	Response	Conc.	%Dev	Conc. Flag	CoD	CoD Flag	x=excluded
1	1 181014M1_3	Standard	0.250	6.31	399.783	7836.219	0.638	0.2	-26.0	NO	0.999	NO	MM
2	2 181014M1_4	Standard	0.500	6.31	826.194	7993.319	1.292	0.5	0.1	NO	0.999	NO	MM
3	3 181014M1_5	Standard	1.000	6.32	1705.754	8149.853	2.616	1.1	13.9	NO	0.999	NO	bb
4	4 181014M1_6	Standard	2.000	6.32	3442.527	8484.236	5.072	2.3	16.3	NO	0.999	NO	bb
5	5 181014M1_7	Standard	5.000	6.31	7340.875	8704.341	10.542	5.0	-0.5	NO	0.999	NO	bb

Vista Analytical Laboratory

Dataset: F:\Projects\PFAS.PRO\Results\181014M1\181014M1-CRV.qld

Last Altered: Sunday, October 14, 2018 19:12:54 Pacific Daylight Time

Printed: Monday, October 15, 2018 09:36:01 Pacific Daylight Time

Compound name: PFTeDA

#	Name	Type	Std. Conc	RT	Area	IS Area	Response	Conc.	%Dev	Conc. Flag	CoD	CoD Flag	x=excluded
6	6 181014M1_8	Standard	10.000	6.32	15215.624	9334.902	20.375	9.8	-2.4	NO	0.999	NO	bb
7	7 181014M1_9	Standard	50.000	6.32	69160.031	8872.935	97.431	48.4	-3.2	NO	0.999	NO	bb
8	8 181014M1_10	Standard	100.000	6.32	143713.969	9100.774	197.393	102.0	2.0	NO	0.999	NO	bb
9	9 181014M1_11	Standard	250.000	6.32	317018.344	9195.410	430.946	249.4	-0.2	NO	0.999	NO	bb
10	10 181014M1_12	Standard	500.000	6.32	572548.125	8965.145	798.297			NO	0.999	NO	bbXI

Compound name: N-EtFOSA

Coefficient of Determination: R² = 0.999810

Calibration curve: $-4.83622e-005 * x^2 + 0.884784 * x + 0.471665$

Response type: Internal Std (Ref 56), Area * (IS Conc. / IS Area)

Curve type: 2nd Order, Origin: Exclude, Weighting: 1/x, Axis trans: None

#	Name	Type	Std. Conc	RT	Area	IS Area	Response	Conc.	%Dev	Conc. Flag	CoD	CoD Flag	x=excluded
1	1 181014M1_3	Standard	1.250	6.22	89.880	10113.277	1.333	1.0	-22.1	NO	1.000	NO	bb
2	2 181014M1_4	Standard	2.500	6.23	167.974	10071.806	2.502	2.3	-8.2	NO	1.000	NO	bb
3	3 181014M1_5	Standard	5.000	6.23	351.000	9926.088	5.304	5.5	9.3	NO	1.000	NO	bb
4	4 181014M1_6	Standard	10.000	6.23	763.037	10558.426	10.840	11.7	17.3	NO	1.000	NO	bb
5	5 181014M1_7	Standard	25.000	6.21	1629.787	10923.982	22.379	24.8	-0.8	NO	1.000	NO	bb
6	6 181014M1_8	Standard	50.000	6.23	3333.504	10759.575	46.473	52.1	4.3	NO	1.000	NO	bb
7	7 181014M1_9	Standard	250.000	6.24	14754.112	10028.831	220.675	252.4	0.9	NO	1.000	NO	bb
8	8 181014M1_10	Standard	500.000	6.24	30399.506	10551.583	432.156	501.7	0.3	NO	1.000	NO	bb
9	9 181014M1_11	Standard	1250.000	6.24	66640.844	9812.776	1018.685	1234.0	-1.3	NO	1.000	NO	bb
10	10 181014M1_12	Standard	2500.000	6.24	115985.289	9081.466	1915.747	2508.7	0.3	NO	1.000	NO	bb

Dataset: F:\Projects\PFAS.PRO\Results\181014M1\181014M1-CRV.qld

Last Altered: Sunday, October 14, 2018 19:12:54 Pacific Daylight Time

Printed: Monday, October 15, 2018 09:36:01 Pacific Daylight Time

Compound name: PFHxDA

Coefficient of Determination: $R^2 = 0.998991$ ✓

Calibration curve: $-0.000178841 * x^2 + 0.547689 * x + 0.044947$

Response type: Internal Std (Ref 57), Area * (IS Conc. / IS Area)

Curve type: 2nd Order, Origin: Exclude, Weighting: 1/x, Axis trans: None

#	Name	Type	Std. Conc	RT	Area	IS Area	Response	Conc.	%Dev	Conc. Flag	CoD	CoD Flag	x=excluded
1	1 181014M1_3	Standard	0.250	6.67	195.215	5295.183	0.184	0.3	1.8	NO	0.999	NO	bb
2	2 181014M1_4	Standard	0.500	6.67	346.930	5361.930	0.324	0.5	1.7	NO	0.999	NO	bd
3	3 181014M1_5	Standard	1.000	6.67	667.682	5504.327	0.607	1.0	2.6	NO	0.999	NO	bb
4	4 181014M1_6	Standard	2.000	6.67	1399.728	5817.534	1.203	2.1	5.8	NO	0.999	NO	bb
5	5 181014M1_7	Standard	5.000	6.67	3041.095	5680.519	2.677	4.8	-3.7	NO	0.999	NO	bd
6	6 181014M1_8	Standard	10.000	6.67	6399.888	5964.519	5.365	9.7	-2.6	NO	0.999	NO	bb
7	7 181014M1_9	Standard	50.000	6.67	29583.064	5878.710	25.161	46.6	-6.9	NO	0.999	NO	bb
8	8 181014M1_10	Standard	100.000	6.67	59891.730	5773.595	51.867	97.7	-2.3	NO	0.999	NO	bb
9	9 181014M1_11	Standard	250.000	6.67	144574.688	5508.575	131.227	261.9	4.8	NO	0.999	NO	bb
10	10 181014M1_12	Standard	500.000	6.67	258238.938	5691.147	226.878	493.8	-1.2	NO	0.999	NO	bb

Compound name: PFODA

Coefficient of Determination: $R^2 = 0.999516$ ✓

Calibration curve: $-0.000282625 * x^2 + 0.846617 * x + 0.0413047$

Response type: Internal Std (Ref 57), Area * (IS Conc. / IS Area)

Curve type: 2nd Order, Origin: Include, Weighting: 1/x, Axis trans: None

#	Name	Type	Std. Conc	RT	Area	IS Area	Response	Conc.	%Dev	Conc. Flag	CoD	CoD Flag	x=excluded
1	1 181014M1_3	Standard	0.250	6.92	265.803	5295.183	0.251	0.2	-0.9	NO	1.000	NO	bb
2	2 181014M1_4	Standard	0.500	6.92	519.217	5361.930	0.484	0.5	4.6	NO	1.000	NO	bb
3	3 181014M1_5	Standard	1.000	6.92	1092.849	5504.327	0.993	1.1	12.4	NO	1.000	NO	bb
4	4 181014M1_6	Standard	2.000	6.92	2228.392	5817.534	1.915	2.2	10.8	NO	1.000	NO	bb
5	5 181014M1_7	Standard	5.000	6.92	4772.871	5680.519	4.201	4.9	-1.6	NO	1.000	NO	bb
6	6 181014M1_8	Standard	10.000	6.92	9969.792	5964.519	8.358	9.9	-1.4	NO	1.000	NO	bb
7	7 181014M1_9	Standard	50.000	6.92	46176.004	5878.710	39.274	47.1	-5.8	NO	1.000	NO	bb
8	8 181014M1_10	Standard	100.000	6.93	94148.125	5773.595	81.533	99.6	-0.4	NO	1.000	NO	bb
9	9 181014M1_11	Standard	250.000	6.92	218853.719	5508.575	198.648	256.6	2.6	NO	1.000	NO	bb
10	10 181014M1_12	Standard	500.000	6.92	399171.625	5691.147	350.695	496.5	-0.7	NO	1.000	NO	bb

Dataset: F:\Projects\PFAS.PRO\Results\181014M1\181014M1-CRV.qld

Last Altered: Sunday, October 14, 2018 19:12:54 Pacific Daylight Time

Printed: Monday, October 15, 2018 09:36:01 Pacific Daylight Time

Compound name: N-MeFOSE

Coefficient of Determination: $R^2 = 0.999819$

Calibration curve: $6.6351e-007 * x^2 + 1.0341 * x + 0.262575$

Response type: Internal Std (Ref 58), Area * (IS Conc. / IS Area)

Curve type: 2nd Order, Origin: Exclude, Weighting: 1/x, Axis trans: None

#	Name	Type	Std. Conc	RT	Area	IS Area	Response	Conc.	%Dev	Conc. Flag	CoD	CoD Flag	x=excluded
1	1 181014M1_3	Standard	1.250	6.62	82.810	9779.231	1.270	1.0	-22.0	NO	1.000	NO	bb
2	2 181014M1_4	Standard	2.500	6.62	193.875	9817.928	2.962	2.6	4.4	NO	1.000	NO	bb
3	3 181014M1_5	Standard	5.000	6.63	369.662	9427.650	5.882	5.4	8.7	NO	1.000	NO	bb
4	4 181014M1_6	Standard	10.000	6.62	731.989	9644.582	11.384	10.8	7.6	NO	1.000	NO	bb
5	5 181014M1_7	Standard	25.000	6.62	1709.545	9759.175	26.276	25.2	0.6	NO	1.000	NO	bb
6	6 181014M1_8	Standard	50.000	6.62	3295.909	9600.381	51.497	49.5	-0.9	NO	1.000	NO	MM
7	7 181014M1_9	Standard	250.000	6.63	15409.430	8825.876	261.891	253.0	1.2	NO	1.000	NO	bb
8	8 181014M1_10	Standard	500.000	6.63	32683.990	9293.156	527.549	509.7	1.9	NO	1.000	NO	bb
9	9 181014M1_11	Standard	1250.000	6.63	77396.625	9135.553	1270.804	1227.7	-1.8	NO	1.000	NO	bb
10	10 181014M1_12	Standard	2500.000	6.63	152954.078	8827.981	2598.908	2508.9	0.4	NO	1.000	NO	bb

Compound name: N-EtFOSE

Coefficient of Determination: $R^2 = 0.999949$

Calibration curve: $-1.37084e-005 * x^2 + 1.26452 * x + 0.501727$

Response type: Internal Std (Ref 59), Area * (IS Conc. / IS Area)

Curve type: 2nd Order, Origin: Exclude, Weighting: 1/x, Axis trans: None

#	Name	Type	Std. Conc	RT	Area	IS Area	Response	Conc.	%Dev	Conc. Flag	CoD	CoD Flag	x=excluded
1	1 181014M1_3	Standard	1.250	6.77	122.158	9112.402	2.011	1.2	-4.5	NO	1.000	NO	bb
2	2 181014M1_4	Standard	2.500	6.77	228.376	9487.849	3.611	2.5	-1.7	NO	1.000	NO	bb
3	3 181014M1_5	Standard	5.000	6.77	436.858	9428.750	6.950	5.1	2.0	NO	1.000	NO	bb
4	4 181014M1_6	Standard	10.000	6.77	909.797	9500.710	14.364	11.0	9.6	NO	1.000	NO	MM
5	5 181014M1_7	Standard	25.000	6.78	1952.401	9466.471	30.937	24.1	-3.7	NO	1.000	NO	bb
6	6 181014M1_8	Standard	50.000	6.77	3833.813	9261.171	62.095	48.7	-2.5	NO	1.000	NO	bb
7	7 181014M1_9	Standard	250.000	6.78	18318.971	8594.023	319.739	253.2	1.3	NO	1.000	NO	bb
8	8 181014M1_10	Standard	500.000	6.78	38742.875	9285.837	625.838	497.2	-0.6	NO	1.000	NO	bb
9	9 181014M1_11	Standard	1250.000	6.78	91223.609	8764.678	1561.214	1251.2	0.1	NO	1.000	NO	bb
10	10 181014M1_12	Standard	2500.000	6.78	178086.375	8685.074	3075.732	2499.7	-0.0	NO	1.000	NO	bb

Dataset: F:\Projects\PFAS.PRO\Results\181014M1\181014M1-CRV.qld

Last Altered: Sunday, October 14, 2018 19:12:54 Pacific Daylight Time

Printed: Monday, October 15, 2018 09:36:01 Pacific Daylight Time

Compound name: 13C3-PFBA

Response Factor: 0.717498

RRF SD: 0.0127166, Relative SD: 1.77235 ✓

Response type: Internal Std (Ref 60), Area * (IS Conc. / IS Area)

Curve type: RF

#	Name	Type	Std. Conc	RT	Area	IS Area	Response	Conc.	%Dev	Conc. Flag	CoD	CoD Flag	x=excluded
1	1 181014M1_3	Standard	12.500	1.07	4492.599	6216.345	9.034	12.6	0.7	NO		NO	bb
2	2 181014M1_4	Standard	12.500	1.07	4528.736	6147.897	9.208	12.8	2.7	NO		NO	bb
3	3 181014M1_5	Standard	12.500	1.07	4404.627	6197.289	8.884	12.4	-0.9	NO		NO	bb
4	4 181014M1_6	Standard	12.500	1.07	4622.089	6340.131	9.113	12.7	1.6	NO		NO	bb
5	5 181014M1_7	Standard	12.500	1.14	5290.556	7286.111	9.076	12.7	1.2	NO		NO	bb
6	6 181014M1_8	Standard	12.500	1.07	4601.689	6408.880	8.975	12.5	0.1	NO		NO	bb
7	7 181014M1_9	Standard	12.500	1.07	4251.141	6032.859	8.808	12.3	-1.8	NO		NO	bb
8	8 181014M1_10	Standard	12.500	1.07	4494.342	6386.969	8.796	12.3	-1.9	NO		NO	bb
9	9 181014M1_11	Standard	12.500	1.07	4258.602	5869.025	9.070	12.6	1.1	NO		NO	bb
10	10 181014M1_12	Standard	12.500	1.07	3935.588	5639.900	8.723	12.2	-2.7	NO		NO	bb

Compound name: 13C3-PFPeA

Response Factor: 0.518959

RRF SD: 0.0163852, Relative SD: 3.15732 ✓

Response type: Internal Std (Ref 61), Area * (IS Conc. / IS Area)

Curve type: RF

#	Name	Type	Std. Conc	RT	Area	IS Area	Response	Conc.	%Dev	Conc. Flag	CoD	CoD Flag	x=excluded
1	1 181014M1_3	Standard	12.500	2.25	7833.895	15359.431	6.375	12.3	-1.7	NO		NO	bd
2	2 181014M1_4	Standard	12.500	2.25	7955.559	15142.278	6.567	12.7	1.2	NO		NO	bd
3	3 181014M1_5	Standard	12.500	2.25	7773.396	15317.445	6.344	12.2	-2.2	NO		NO	bb
4	4 181014M1_6	Standard	12.500	2.25	7878.879	15640.791	6.297	12.1	-2.9	NO		NO	bb
5	5 181014M1_7	Standard	12.500	2.33	8366.975	16373.802	6.387	12.3	-1.5	NO		NO	bb
6	6 181014M1_8	Standard	12.500	2.24	7807.771	15527.183	6.286	12.1	-3.1	NO		NO	bb
7	7 181014M1_9	Standard	12.500	2.24	7244.443	14229.288	6.364	12.3	-1.9	NO		NO	bb
8	8 181014M1_10	Standard	12.500	2.24	7680.123	14394.167	6.669	12.9	2.8	NO		NO	bb
9	9 181014M1_11	Standard	12.500	2.25	7073.574	12836.452	6.888	13.3	6.2	NO		NO	bb
10	10 181014M1_12	Standard	12.500	2.24	6407.826	11969.109	6.692	12.9	3.2	NO		NO	bb

Dataset: F:\Projects\PFAS.PRO\Results\181014M1\181014M1-CRV.qld

Last Altered: Sunday, October 14, 2018 19:12:54 Pacific Daylight Time
 Printed: Monday, October 15, 2018 09:36:01 Pacific Daylight Time

Compound name: 13C3-PFBS

Response Factor: 0.479508

RRF SD: 0.0332614, Relative SD: 6.93657

Response type: Internal Std (Ref 62), Area * (IS Conc. / IS Area)

Curve type: RF

	# Name	Type	Std. Conc	RT	Area	IS Area	Response	Conc.	%Dev	Conc. Flag	CoD	CoD Flag	x=excluded
1	1 181014M1_3	Standard	12.500	2.62	1162.237	2112.555	6.877	14.3	14.7	NO		NO	bb
2	2 181014M1_4	Standard	12.500	2.62	1170.027	2294.038	6.375	13.3	6.4	NO		NO	bb
3	3 181014M1_5	Standard	12.500	2.62	1093.908	2384.803	5.734	12.0	-4.3	NO		NO	bb
4	4 181014M1_6	Standard	12.500	2.61	1065.866	2406.177	5.537	11.5	-7.6	NO		NO	bb
5	5 181014M1_7	Standard	12.500	2.67	1102.026	2443.807	5.637	11.8	-6.0	NO		NO	bb
6	6 181014M1_8	Standard	12.500	2.61	1090.953	2360.348	5.778	12.0	-3.6	NO		NO	bb
7	7 181014M1_9	Standard	12.500	2.61	1014.556	2175.979	5.828	12.2	-2.8	NO		NO	bb
8	8 181014M1_10	Standard	12.500	2.62	1034.485	2212.670	5.844	12.2	-2.5	NO		NO	bb
9	9 181014M1_11	Standard	12.500	2.61	930.884	1947.498	5.975	12.5	-0.3	NO		NO	bb
10	10 181014M1_12	Standard	12.500	2.61	842.623	1657.715	6.354	13.3	6.0	NO		NO	bb

Compound name: 13C2-4:2 FTS

Response Factor: 0.654456

RRF SD: 0.0788705, Relative SD: 12.0513

Response type: Internal Std (Ref 62), Area * (IS Conc. / IS Area)

Curve type: RF

	# Name	Type	Std. Conc	RT	Area	IS Area	Response	Conc.	%Dev	Conc. Flag	CoD	CoD Flag	x=excluded
1	1 181014M1_3	Standard	12.500	3.12	1379.270	2112.555	8.161	12.5	-0.2	NO		NO	bb
2	2 181014M1_4	Standard	12.500	3.12	1375.668	2294.038	7.496	11.5	-8.4	NO		NO	bb
3	3 181014M1_5	Standard	12.500	3.12	1407.276	2384.803	7.376	11.3	-9.8	NO		NO	bb
4	4 181014M1_6	Standard	12.500	3.12	1391.140	2406.177	7.227	11.0	-11.7	NO		NO	bb
5	5 181014M1_7	Standard	12.500	3.13	1676.492	2443.807	8.575	13.1	4.8	NO		NO	bb
6	6 181014M1_8	Standard	12.500	3.12	1490.150	2360.348	7.892	12.1	-3.5	NO		NO	bb
7	7 181014M1_9	Standard	12.500	3.12	1465.948	2175.979	8.421	12.9	2.9	NO		NO	bd
8	8 181014M1_10	Standard	12.500	3.12	1822.784	2212.670	10.297	15.7	25.9	NO		NO	bb
9	9 181014M1_11	Standard	12.500	3.12	2271.442	1947.498	14.579	22.3	78.2	NO		NO	bbX
10	10 181014M1_12	Standard	12.500	3.12	2885.084	1657.715	21.755	33.2	165.9	NO		NO	bbX

Dataset: F:\Projects\PFAS.PRO\Results\181014M1\181014M1-CRV.qld

Last Altered: Sunday, October 14, 2018 19:12:54 Pacific Daylight Time
 Printed: Monday, October 15, 2018 09:36:01 Pacific Daylight Time

Compound name: 13C2-PFHxA

Response Factor: 0.846495

RRF SD: 0.0243433, Relative SD: 2.87578

Response type: Internal Std (Ref 61), Area * (IS Conc. / IS Area)

Curve type: RF

	# Name	Type	Std. Conc	RT	Area	IS Area	Response	Conc.	%Dev	Conc. Flag	CoD	CoD Flag	x=excluded
1	1 181014M1_3	Standard	5.000	3.21	5324.839	15359.431	4.334	5.1	2.4	NO		NO	bb
2	2 181014M1_4	Standard	5.000	3.21	5096.658	15142.278	4.207	5.0	-0.6	NO		NO	bb
3	3 181014M1_5	Standard	5.000	3.21	5011.975	15317.445	4.090	4.8	-3.4	NO		NO	bb
4	4 181014M1_6	Standard	5.000	3.21	5126.797	15640.791	4.097	4.8	-3.2	NO		NO	bb
5	5 181014M1_7	Standard	5.000	3.22	5491.103	16373.802	4.192	5.0	-1.0	NO		NO	bb
6	6 181014M1_8	Standard	5.000	3.21	5091.313	15527.183	4.099	4.8	-3.2	NO		NO	bb
7	7 181014M1_9	Standard	5.000	3.21	4810.513	14229.288	4.226	5.0	-0.2	NO		NO	bb
8	8 181014M1_10	Standard	5.000	3.21	4936.233	14394.167	4.287	5.1	1.3	NO		NO	bb
9	9 181014M1_11	Standard	5.000	3.21	4451.946	12836.452	4.335	5.1	2.4	NO		NO	bb
10	10 181014M1_12	Standard	5.000	3.21	4268.673	11969.109	4.458	5.3	5.3	NO		NO	bb

Compound name: 13C4-PFHpA

Response Factor: 0.432418

RRF SD: 0.00907371, Relative SD: 2.09836

Response type: Internal Std (Ref 61), Area * (IS Conc. / IS Area)

Curve type: RF

	# Name	Type	Std. Conc	RT	Area	IS Area	Response	Conc.	%Dev	Conc. Flag	CoD	CoD Flag	x=excluded
1	1 181014M1_3	Standard	12.500	3.89	6659.366	15359.431	5.420	12.5	0.3	NO		NO	bb
2	2 181014M1_4	Standard	12.500	3.89	6678.260	15142.278	5.513	12.7	2.0	NO		NO	bb
3	3 181014M1_5	Standard	12.500	3.89	6800.021	15317.445	5.549	12.8	2.7	NO		NO	bb
4	4 181014M1_6	Standard	12.500	3.89	6873.984	15640.791	5.494	12.7	1.6	NO		NO	bb
5	5 181014M1_7	Standard	12.500	3.87	7005.096	16373.802	5.348	12.4	-1.1	NO		NO	bb
6	6 181014M1_8	Standard	12.500	3.89	6749.539	15527.183	5.434	12.6	0.5	NO		NO	bb
7	7 181014M1_9	Standard	12.500	3.89	6202.277	14229.288	5.449	12.6	0.8	NO		NO	bb
8	8 181014M1_10	Standard	12.500	3.89	6190.228	14394.167	5.376	12.4	-0.5	NO		NO	bb
9	9 181014M1_11	Standard	12.500	3.89	5452.904	12836.452	5.310	12.3	-1.8	NO		NO	bb
10	10 181014M1_12	Standard	12.500	3.89	4942.115	11969.109	5.161	11.9	-4.5	NO		NO	MM

Dataset: F:\Projects\PFAS.PRO\Results\181014M1\181014M1-CRV.qld

Last Altered: Sunday, October 14, 2018 19:12:54 Pacific Daylight Time

Printed: Monday, October 15, 2018 09:36:01 Pacific Daylight Time

Compound name: 18O2-PFHxS

Response Factor: 0.389254

RRF SD: 0.0204486, Relative SD: 5.25328

Response type: Internal Std (Ref 62), Area * (IS Conc. / IS Area)

Curve type: RF

	# Name	Type	Std. Conc	RT	Area	IS Area	Response	Conc.	%Dev	Conc. Flag	CoD	CoD Flag	x=excluded
1	1 181014M1_3	Standard	12.500	4.05	865.835	2112.555	5.123	13.2	5.3	NO		NO	bb
2	2 181014M1_4	Standard	12.500	4.04	885.526	2294.038	4.825	12.4	-0.8	NO		NO	bb
3	3 181014M1_5	Standard	12.500	4.04	977.350	2384.803	5.123	13.2	5.3	NO		NO	bb
4	4 181014M1_6	Standard	12.500	4.04	903.829	2406.177	4.695	12.1	-3.5	NO		NO	bb
5	5 181014M1_7	Standard	12.500	4.02	904.685	2443.807	4.627	11.9	-4.9	NO		NO	bb
6	6 181014M1_8	Standard	12.500	4.04	889.283	2360.348	4.709	12.1	-3.2	NO		NO	bb
7	7 181014M1_9	Standard	12.500	4.04	806.726	2175.979	4.634	11.9	-4.8	NO		NO	bb
8	8 181014M1_10	Standard	12.500	4.04	915.478	2212.670	5.172	13.3	6.3	NO		NO	bb
9	9 181014M1_11	Standard	12.500	4.05	808.143	1947.498	5.187	13.3	6.6	NO		NO	bb
10	10 181014M1_12	Standard	12.500	4.04	604.772	1657.715	4.560	11.7	-6.3	NO		NO	bb

Compound name: 13C2-6:2 FTS

Response Factor: 0.757319

RRF SD: 0.0717545, Relative SD: 9.47481

Response type: Internal Std (Ref 65), Area * (IS Conc. / IS Area)

Curve type: RF

	# Name	Type	Std. Conc	RT	Area	IS Area	Response	Conc.	%Dev	Conc. Flag	CoD	CoD Flag	x=excluded
1	1 181014M1_3	Standard	12.500	4.34	1645.901	2129.820	9.660	12.8	2.0	NO		NO	bb
2	2 181014M1_4	Standard	12.500	4.34	1554.787	2147.204	9.051	12.0	-4.4	NO		NO	bb
3	3 181014M1_5	Standard	12.500	4.33	1486.406	2078.355	8.940	11.8	-5.6	NO		NO	bb
4	4 181014M1_6	Standard	12.500	4.34	1588.987	2259.048	8.792	11.6	-7.1	NO		NO	bb
5	5 181014M1_7	Standard	12.500	4.32	1564.412	2269.476	8.617	11.4	-9.0	NO		NO	bb
6	6 181014M1_8	Standard	12.500	4.34	1623.277	2222.323	9.131	12.1	-3.5	NO		NO	bb
7	7 181014M1_9	Standard	12.500	4.34	1699.533	2063.490	10.295	13.6	8.8	NO		NO	bb
8	8 181014M1_10	Standard	12.500	4.34	1970.137	2189.766	11.246	14.9	18.8	NO		NO	bb
9	9 181014M1_11	Standard	12.500	4.34	2513.735	1824.641	17.221	22.7	81.9	NO		NO	bbX
10	10 181014M1_12	Standard	12.500	4.34	3463.244	1793.220	24.141	31.9	155.0	NO		NO	bbX

Dataset: F:\Projects\PFAS.PRO\Results\181014M1\181014M1-CRV.qld

Last Altered: Sunday, October 14, 2018 19:12:54 Pacific Daylight Time

Printed: Monday, October 15, 2018 09:36:01 Pacific Daylight Time

Compound name: 13C2-PFOA

Response Factor: 0.591218

RRF SD: 0.0184639, Relative SD: 3.12303

Response type: Internal Std (Ref 63), Area * (IS Conc. / IS Area)

Curve type: RF

	# Name	Type	Std. Conc	RT	Area	IS Area	Response	Conc	%Dev	Conc. Flag	CoD	CoD Flag	x=excluded
1	1 181014M1_3	Standard	12.500	4.39	13512.210	22717.150	7.435	12.6	0.6	NO		NO	bb
2	2 181014M1_4	Standard	12.500	4.39	13278.609	22376.605	7.418	12.5	0.4	NO		NO	bb
3	3 181014M1_5	Standard	12.500	4.39	12884.149	22756.699	7.077	12.0	-4.2	NO		NO	bb
4	4 181014M1_6	Standard	12.500	4.39	14034.704	22824.346	7.686	13.0	4.0	NO		NO	bb
5	5 181014M1_7	Standard	12.500	4.38	13868.788	23668.168	7.325	12.4	-0.9	NO		NO	bb
6	6 181014M1_8	Standard	12.500	4.39	13368.776	23555.494	7.094	12.0	-4.0	NO		NO	bb
7	7 181014M1_9	Standard	12.500	4.39	12935.241	22158.291	7.297	12.3	-1.3	NO		NO	bb
8	8 181014M1_10	Standard	12.500	4.39	13003.148	21574.371	7.534	12.7	1.9	NO		NO	bb
9	9 181014M1_11	Standard	12.500	4.39	11265.593	19406.400	7.256	12.3	-1.8	NO		NO	bb
10	10 181014M1_12	Standard	12.500	4.39	10712.584	17211.920	7.780	13.2	5.3	NO		NO	bb

Compound name: 13C5-PFNA

Response Factor: 0.935938

RRF SD: 0.0212327, Relative SD: 2.2686

Response type: Internal Std (Ref 64), Area * (IS Conc. / IS Area)

Curve type: RF

	# Name	Type	Std. Conc	RT	Area	IS Area	Response	Conc	%Dev	Conc. Flag	CoD	CoD Flag	x=excluded
1	1 181014M1_3	Standard	12.500	4.83	12529.247	13429.575	11.662	12.5	-0.3	NO		NO	bb
2	2 181014M1_4	Standard	12.500	4.83	12642.248	13310.357	11.873	12.7	1.5	NO		NO	bb
3	3 181014M1_5	Standard	12.500	4.83	13428.175	13957.008	12.026	12.8	2.8	NO		NO	bb
4	4 181014M1_6	Standard	12.500	4.83	13197.996	14396.856	11.459	12.2	-2.1	NO		NO	bb
5	5 181014M1_7	Standard	12.500	4.82	13739.876	14836.354	11.576	12.4	-1.1	NO		NO	bb
6	6 181014M1_8	Standard	12.500	4.83	13322.488	14114.896	11.798	12.6	0.8	NO		NO	bb
7	7 181014M1_9	Standard	12.500	4.83	12177.327	12808.334	11.884	12.7	1.6	NO		NO	bb
8	8 181014M1_10	Standard	12.500	4.83	12069.372	13497.572	11.177	11.9	-4.5	NO		NO	bb
9	9 181014M1_11	Standard	12.500	4.83	10921.504	11387.770	11.988	12.8	2.5	NO		NO	bb
10	10 181014M1_12	Standard	12.500	4.83	9212.353	9971.745	11.548	12.3	-1.3	NO		NO	bb

Dataset: F:\Projects\PFAS.PRO\Results\181014M1\181014M1-CRV.qld

Last Altered: Sunday, October 14, 2018 19:12:54 Pacific Daylight Time
 Printed: Monday, October 15, 2018 09:36:01 Pacific Daylight Time

Compound name: 13C8-PFOA

Response Factor: 0.157873

RRF SD: 0.0101401, Relative SD: 6.42291 ✓

Response type: Internal Std (Ref 67), Area * (IS Conc. / IS Area)

Curve type: RF

	# Name	Type	Std. Conc	RT	Area	IS Area	Response	Conc.	%Dev	Conc. Flag	CoD	CoD Flag	x=excluded
1	1 181014M1_3	Standard	12.500	4.86	2958.141	18727.934	1.974	12.5	0.1	NO		NO	bb
2	2 181014M1_4	Standard	12.500	4.86	2989.596	19219.061	1.944	12.3	-1.5	NO		NO	bb
3	3 181014M1_5	Standard	12.500	4.86	2859.081	19589.803	1.824	11.6	-7.6	NO		NO	bb
4	4 181014M1_6	Standard	12.500	4.86	2897.284	19956.701	1.815	11.5	-8.0	NO		NO	bb
5	5 181014M1_7	Standard	12.500	4.85	3636.415	20814.508	2.184	13.8	10.7	NO		NO	bb
6	6 181014M1_8	Standard	12.500	4.86	2991.412	20112.619	1.859	11.8	-5.8	NO		NO	bb
7	7 181014M1_9	Standard	12.500	4.86	2818.708	18141.438	1.942	12.3	-1.6	NO		NO	bb
8	8 181014M1_10	Standard	12.500	4.86	2954.936	18395.641	2.008	12.7	1.7	NO		NO	bb
9	9 181014M1_11	Standard	12.500	4.87	2638.128	16286.187	2.025	12.8	2.6	NO		NO	bd
10	10 181014M1_12	Standard	12.500	4.86	2437.670	14117.427	2.158	13.7	9.4	NO		NO	bb

Compound name: 13C8-PFOS

Response Factor: 1.05434

RRF SD: 0.047552, Relative SD: 4.51011 ✓

Response type: Internal Std (Ref 65), Area * (IS Conc. / IS Area)

Curve type: RF

	# Name	Type	Std. Conc	RT	Area	IS Area	Response	Conc.	%Dev	Conc. Flag	CoD	CoD Flag	x=excluded
1	1 181014M1_3	Standard	12.500	4.92	2264.090	2129.820	13.288	12.6	0.8	NO		NO	bb
2	2 181014M1_4	Standard	12.500	4.92	2314.260	2147.204	13.473	12.8	2.2	NO		NO	bb
3	3 181014M1_5	Standard	12.500	4.92	2295.058	2078.355	13.803	13.1	4.7	NO		NO	bb
4	4 181014M1_6	Standard	12.500	4.92	2314.503	2259.048	12.807	12.1	-2.8	NO		NO	bb
5	5 181014M1_7	Standard	12.500	4.91	2316.043	2269.476	12.756	12.1	-3.2	NO		NO	bb
6	6 181014M1_8	Standard	12.500	4.92	2454.758	2222.323	13.807	13.1	4.8	NO		NO	bb
7	7 181014M1_9	Standard	12.500	4.92	2233.172	2063.490	13.528	12.8	2.6	NO		NO	bb
8	8 181014M1_10	Standard	12.500	4.92	2186.656	2189.766	12.482	11.8	-5.3	NO		NO	bb
9	9 181014M1_11	Standard	12.500	4.92	2001.591	1824.641	13.712	13.0	4.0	NO		NO	MM
10	10 181014M1_12	Standard	12.500	4.92	1740.952	1793.220	12.136	11.5	-7.9	NO		NO	MM

Dataset: F:\Projects\PFAS.PRO\Results\181014M1\181014M1-CRV.qld

Last Altered: Sunday, October 14, 2018 19:12:54 Pacific Daylight Time
 Printed: Monday, October 15, 2018 09:36:01 Pacific Daylight Time

Compound name: 13C2-PFDA

Response Factor: 0.855889

RRF SD: 0.0363327, Relative SD: 4.24502

Response type: Internal Std (Ref 66), Area * (IS Conc. / IS Area)

Curve type: RF

	# Name	Type	Std. Conc	RT	Area	IS Area	Response	Conc.	%Dev	Conc. Flag	CoD	CoD Flag	x=excluded
1	1 181014M1_3	Standard	12.500	5.21	11559.492	13079.478	11.047	12.9	3.3	NO		NO	bb
2	2 181014M1_4	Standard	12.500	5.21	11933.375	13618.204	10.954	12.8	2.4	NO		NO	bb
3	3 181014M1_5	Standard	12.500	5.21	11762.274	13559.171	10.843	12.7	1.4	NO		NO	bb
4	4 181014M1_6	Standard	12.500	5.21	12910.204	14364.455	11.235	13.1	5.0	NO		NO	bb
5	5 181014M1_7	Standard	12.500	5.20	12528.649	15179.795	10.317	12.1	-3.6	NO		NO	bb
6	6 181014M1_8	Standard	12.500	5.21	11814.848	14390.428	10.263	12.0	-4.1	NO		NO	bb
7	7 181014M1_9	Standard	12.500	5.22	11529.078	13105.441	10.996	12.8	2.8	NO		NO	bb
8	8 181014M1_10	Standard	12.500	5.22	11094.907	13874.756	9.996	11.7	-6.6	NO		NO	bb
9	9 181014M1_11	Standard	12.500	5.22	10001.680	12259.093	10.198	11.9	-4.7	NO		NO	bb
10	10 181014M1_12	Standard	12.500	5.22	9304.745	10443.109	11.137	13.0	4.1	NO		NO	bb

Compound name: 13C2-8:2 FTS

Response Factor: 0.719101

RRF SD: 0.100866, Relative SD: 14.0267

Response type: Internal Std (Ref 65), Area * (IS Conc. / IS Area)

Curve type: RF

	# Name	Type	Std. Conc	RT	Area	IS Area	Response	Conc.	%Dev	Conc. Flag	CoD	CoD Flag	x=excluded
1	1 181014M1_3	Standard	12.500	5.18	1445.112	2129.820	8.481	11.8	-5.6	NO		NO	bb
2	2 181014M1_4	Standard	12.500	5.18	1527.190	2147.204	8.891	12.4	-1.1	NO		NO	bb
3	3 181014M1_5	Standard	12.500	5.18	1329.441	2078.355	7.996	11.1	-11.0	NO		NO	bb
4	4 181014M1_6	Standard	12.500	5.18	1408.076	2259.048	7.791	10.8	-13.3	NO		NO	bb
5	5 181014M1_7	Standard	12.500	5.17	1484.191	2269.476	8.175	11.4	-9.1	NO		NO	bb
6	6 181014M1_8	Standard	12.500	5.18	1626.814	2222.323	9.150	12.7	1.8	NO		NO	bb
7	7 181014M1_9	Standard	12.500	5.18	1611.590	2063.490	9.763	13.6	8.6	NO		NO	bb
8	8 181014M1_10	Standard	12.500	5.18	2043.197	2189.766	11.663	16.2	29.8	NO		NO	bb
9	9 181014M1_11	Standard	12.500	5.18	2605.579	1824.641	17.850	24.8	98.6	NO		NO	bbX
10	10 181014M1_12	Standard	12.500	5.18	3558.741	1793.220	24.807	34.5	176.0	NO		NO	bbX

Dataset: F:\Projects\PFAS.PRO\Results\181014M1\181014M1-CRV.qld

Last Altered: Sunday, October 14, 2018 19:12:54 Pacific Daylight Time
 Printed: Monday, October 15, 2018 09:36:01 Pacific Daylight Time

Compound name: d3-N-MeFOSAA

Response Factor: 0.179552

RRF SD: 0.00972857, Relative SD: 5.41826

Response type: Internal Std (Ref 67), Area * (IS Conc. / IS Area)

Curve type: RF

	# Name	Type	Std. Conc	RT	Area	IS Area	Response	Conc.	%Dev	Conc. Flag	CoD	CoD Flag	x=excluded
1	1 181014M1_3	Standard	12.500	5.37	3154.520	18727.934	2.105	11.7	-6.2	NO		NO	bb
2	2 181014M1_4	Standard	12.500	5.37	3462.534	19219.061	2.252	12.5	0.3	NO		NO	bb
3	3 181014M1_5	Standard	12.500	5.37	3488.467	19589.803	2.226	12.4	-0.8	NO		NO	bb
4	4 181014M1_6	Standard	12.500	5.37	3652.720	19956.701	2.288	12.7	1.9	NO		NO	bb
5	5 181014M1_7	Standard	12.500	5.36	3712.637	20814.508	2.230	12.4	-0.7	NO		NO	bb
6	6 181014M1_8	Standard	12.500	5.37	3327.238	20112.619	2.068	11.5	-7.9	NO		NO	bb
7	7 181014M1_9	Standard	12.500	5.37	3156.506	18141.438	2.175	12.1	-3.1	NO		NO	bb
8	8 181014M1_10	Standard	12.500	5.37	3273.470	18395.641	2.224	12.4	-0.9	NO		NO	bb
9	9 181014M1_11	Standard	12.500	5.37	3175.992	16286.187	2.438	13.6	8.6	NO		NO	bb
10	10 181014M1_12	Standard	12.500	5.37	2753.689	14117.427	2.438	13.6	8.6	NO		NO	bb

Compound name: 13C2-PFUdA

Response Factor: 0.858984

RRF SD: 0.018891, Relative SD: 2.19923

Response type: Internal Std (Ref 67), Area * (IS Conc. / IS Area)

Curve type: RF

	# Name	Type	Std. Conc	RT	Area	IS Area	Response	Conc.	%Dev	Conc. Flag	CoD	CoD Flag	x=excluded
1	1 181014M1_3	Standard	12.500	5.54	15345.039	18727.934	10.242	11.9	-4.6	NO		NO	bb
2	2 181014M1_4	Standard	12.500	5.55	16635.471	19219.061	10.820	12.6	0.8	NO		NO	bb
3	3 181014M1_5	Standard	12.500	5.55	16952.027	19589.803	10.817	12.6	0.7	NO		NO	bb
4	4 181014M1_6	Standard	12.500	5.55	16804.336	19956.701	10.525	12.3	-2.0	NO		NO	bb
5	5 181014M1_7	Standard	12.500	5.54	17666.455	20814.508	10.609	12.4	-1.2	NO		NO	bb
6	6 181014M1_8	Standard	12.500	5.55	17172.641	20112.619	10.673	12.4	-0.6	NO		NO	bb
7	7 181014M1_9	Standard	12.500	5.55	15780.426	18141.438	10.873	12.7	1.3	NO		NO	bb
8	8 181014M1_10	Standard	12.500	5.55	15884.933	18395.641	10.794	12.6	0.5	NO		NO	bb
9	9 181014M1_11	Standard	12.500	5.55	14262.135	16286.187	10.946	12.7	1.9	NO		NO	bb
10	10 181014M1_12	Standard	12.500	5.55	12505.779	14117.427	11.073	12.9	3.1	NO		NO	bb

Dataset: F:\Projects\PFAS.PRO\Results\181014M1\181014M1-CRV.qld

Last Altered: Sunday, October 14, 2018 19:12:54 Pacific Daylight Time
 Printed: Monday, October 15, 2018 09:36:01 Pacific Daylight Time

Compound name: d5-N-EtFOSAA

Response Factor: 0.212145

RRF SD: 0.00520354, Relative SD: 2.45282

Response type: Internal Std (Ref 67), Area * (IS Conc. / IS Area)

Curve type: RF

	# Name	Type	Std. Conc	RT	Area	IS Area	Response	Conc.	%Dev	Conc. Flag	CoD	CoD Flag	x=excluded
1	1 181014M1_3	Standard	12.500	5.52	3882.587	18727.934	2.591	12.2	-2.3	NO		NO	bb
2	2 181014M1_4	Standard	12.500	5.52	4196.397	19219.061	2.729	12.9	2.9	NO		NO	bb
3	3 181014M1_5	Standard	12.500	5.53	4207.138	19589.803	2.685	12.7	1.2	NO		NO	bb
4	4 181014M1_6	Standard	12.500	5.53	4321.296	19956.701	2.707	12.8	2.1	NO		NO	bb
5	5 181014M1_7	Standard	12.500	5.52	4268.254	20814.508	2.563	12.1	-3.3	NO		NO	bb
6	6 181014M1_8	Standard	12.500	5.53	4145.336	20112.619	2.576	12.1	-2.8	NO		NO	bb
7	7 181014M1_9	Standard	12.500	5.53	3897.341	18141.438	2.685	12.7	1.3	NO		NO	bb
8	8 181014M1_10	Standard	12.500	5.53	4021.480	18395.641	2.733	12.9	3.0	NO		NO	bb
9	9 181014M1_11	Standard	12.500	5.53	3381.935	16286.187	2.596	12.2	-2.1	NO		NO	bb
10	10 181014M1_12	Standard	12.500	5.53	2996.115	14117.427	2.653	12.5	0.0	NO		NO	bb

Compound name: 13C2-PFDoA

Response Factor: 1.08707

RRF SD: 0.0427086, Relative SD: 3.92878

Response type: Internal Std (Ref 66), Area * (IS Conc. / IS Area)

Curve type: RF

	# Name	Type	Std. Conc	RT	Area	IS Area	Response	Conc.	%Dev	Conc. Flag	CoD	CoD Flag	x=excluded
1	1 181014M1_3	Standard	12.500	5.84	14206.408	13079.478	13.577	12.5	-0.1	NO		NO	bb
2	2 181014M1_4	Standard	12.500	5.84	14510.220	13618.204	13.319	12.3	-2.0	NO		NO	bb
3	3 181014M1_5	Standard	12.500	5.84	15570.673	13559.171	14.354	13.2	5.6	NO		NO	bb
4	4 181014M1_6	Standard	12.500	5.84	15503.266	14364.455	13.491	12.4	-0.7	NO		NO	bb
5	5 181014M1_7	Standard	12.500	5.83	15572.397	15179.795	12.823	11.8	-5.6	NO		NO	bb
6	6 181014M1_8	Standard	12.500	5.84	15415.592	14390.428	13.390	12.3	-1.5	NO		NO	bb
7	7 181014M1_9	Standard	12.500	5.84	14565.686	13105.441	13.893	12.8	2.2	NO		NO	bb
8	8 181014M1_10	Standard	12.500	5.84	14378.303	13874.756	12.954	11.9	-4.7	NO		NO	bb
9	9 181014M1_11	Standard	12.500	5.84	13351.106	12259.093	13.613	12.5	0.2	NO		NO	bb
10	10 181014M1_12	Standard	12.500	5.84	12088.017	10443.109	14.469	13.3	6.5	NO		NO	bb

Dataset: F:\Projects\PFAS.PRO\Results\181014M1\181014M1-CRV.qld

Last Altered: Sunday, October 14, 2018 19:12:54 Pacific Daylight Time
 Printed: Monday, October 15, 2018 09:36:01 Pacific Daylight Time

Compound name: d3-N-MeFOSA

Response Factor: 0.0373752
 RRF SD: 0.00379032, Relative SD: 10.1413
 Response type: Internal Std (Ref 67), Area * (IS Conc. / IS Area)
 Curve type: RF

	# Name	Type	Std. Conc	RT	Area	IS Area	Response	Conc.	%Dev	Conc. Flag	CoD	CoD Flag	x=excluded
1	1 181014M1_3	Standard	150.000	5.72	7735.473	18727.934	5.163	138.1	-7.9	NO		NO	bb
2	2 181014M1_4	Standard	150.000	5.72	8021.336	19219.061	5.217	139.6	-6.9	NO		NO	bb
3	3 181014M1_5	Standard	150.000	5.73	8154.862	19589.803	5.204	139.2	-7.2	NO		NO	bb
4	4 181014M1_6	Standard	150.000	5.73	8583.426	19956.701	5.376	143.8	-4.1	NO		NO	bb
5	5 181014M1_7	Standard	150.000	5.69	8996.184	20814.508	5.403	144.6	-3.6	NO		NO	bb
6	6 181014M1_8	Standard	150.000	5.73	8466.773	20112.619	5.262	140.8	-6.1	NO		NO	bb
7	7 181014M1_9	Standard	150.000	5.73	8036.046	18141.438	5.537	148.1	-1.2	NO		NO	bb
8	8 181014M1_10	Standard	150.000	5.73	8445.377	18395.641	5.739	153.5	2.4	NO		NO	bb
9	9 181014M1_11	Standard	150.000	5.73	8102.102	16286.187	6.219	166.4	10.9	NO		NO	bb
10	10 181014M1_12	Standard	150.000	5.74	7842.314	14117.427	6.944	185.8	23.9	NO		NO	bb

Compound name: 13C2-PFTeDA

Response Factor: 0.474128
 RRF SD: 0.0747051, Relative SD: 15.7563
 Response type: Internal Std (Ref 67), Area * (IS Conc. / IS Area)
 Curve type: RF

	# Name	Type	Std. Conc	RT	Area	IS Area	Response	Conc.	%Dev	Conc. Flag	CoD	CoD Flag	x=excluded
1	1 181014M1_3	Standard	12.500	6.31	7836.219	18727.934	5.230	11.0	-11.7	NO		NO	bb
2	2 181014M1_4	Standard	12.500	6.31	7993.319	19219.061	5.199	11.0	-12.3	NO		NO	bb
3	3 181014M1_5	Standard	12.500	6.31	8149.853	19589.803	5.200	11.0	-12.3	NO		NO	bb
4	4 181014M1_6	Standard	12.500	6.32	8484.236	19956.701	5.314	11.2	-10.3	NO		NO	bb
5	5 181014M1_7	Standard	12.500	6.31	8704.341	20814.508	5.227	11.0	-11.8	NO		NO	bb
6	6 181014M1_8	Standard	12.500	6.31	9334.902	20112.619	5.802	12.2	-2.1	NO		NO	bb
7	7 181014M1_9	Standard	12.500	6.32	8872.935	18141.438	6.114	12.9	3.2	NO		NO	bb
8	8 181014M1_10	Standard	12.500	6.32	9100.774	18395.641	6.184	13.0	4.3	NO		NO	bb
9	9 181014M1_11	Standard	12.500	6.32	9195.410	16286.187	7.058	14.9	19.1	NO		NO	bb
10	10 181014M1_12	Standard	12.500	6.32	8965.145	14117.427	7.938	16.7	33.9	NO		NO	bb

Dataset: F:\Projects\PFAS.PRO\Results\181014M1\181014M1-CRV.qld

Last Altered: Sunday, October 14, 2018 19:12:54 Pacific Daylight Time

Printed: Monday, October 15, 2018 09:36:01 Pacific Daylight Time

Compound name: d5-N-ETFOSA

Response Factor: 0.0460985

RRF SD: 0.00349924, Relative SD: 7.59079

Response type: Internal Std (Ref 67), Area * (IS Conc. / IS Area)

Curve type: RF

#	Name	Type	Std. Conc	RT	Area	IS Area	Response	Conc.	%Dev	Conc. Flag	CoD	CoD Flag	x=excluded
1	1 181014M1_3	Standard	150.000	6.25	10113.277	18727.934	6.750	146.4	-2.4	NO		NO	bb
2	2 181014M1_4	Standard	150.000	6.25	10071.806	19219.061	6.551	142.1	-5.3	NO		NO	bb
3	3 181014M1_5	Standard	150.000	6.25	9926.088	19589.803	6.334	137.4	-8.4	NO		NO	bb
4	4 181014M1_6	Standard	150.000	6.25	10558.426	19956.701	6.613	143.5	-4.4	NO		NO	bb
5	5 181014M1_7	Standard	150.000	6.24	10923.982	20814.508	6.560	142.3	-5.1	NO		NO	bb
6	6 181014M1_8	Standard	150.000	6.26	10759.575	20112.619	6.687	145.1	-3.3	NO		NO	bb
7	7 181014M1_9	Standard	150.000	6.26	10028.831	18141.438	6.910	149.9	-0.1	NO		NO	bb
8	8 181014M1_10	Standard	150.000	6.26	10551.583	18395.641	7.170	155.5	3.7	NO		NO	bb
9	9 181014M1_11	Standard	150.000	6.26	9812.776	16286.187	7.532	163.4	8.9	NO		NO	bb
10	10 181014M1_12	Standard	150.000	6.26	9081.466	14117.427	8.041	174.4	16.3	NO		NO	bb

Compound name: 13C2-PFHxDA

Response Factor: 0.770739

RRF SD: 0.0989478, Relative SD: 12.838

Response type: Internal Std (Ref 67), Area * (IS Conc. / IS Area)

Curve type: RF

#	Name	Type	Std. Conc	RT	Area	IS Area	Response	Conc.	%Dev	Conc. Flag	CoD	CoD Flag	x=excluded
1	1 181014M1_3	Standard	5.000	6.67	5295.183	18727.934	3.534	4.6	-8.3	NO		NO	bb
2	2 181014M1_4	Standard	5.000	6.67	5361.930	19219.061	3.487	4.5	-9.5	NO		NO	bb
3	3 181014M1_5	Standard	5.000	6.67	5504.327	19589.803	3.512	4.6	-8.9	NO		NO	bb
4	4 181014M1_6	Standard	5.000	6.67	5817.534	19956.701	3.644	4.7	-5.4	NO		NO	bb
5	5 181014M1_7	Standard	5.000	6.67	5680.519	20814.508	3.411	4.4	-11.5	NO		NO	bb
6	6 181014M1_8	Standard	5.000	6.67	5964.519	20112.619	3.707	4.8	-3.8	NO		NO	bb
7	7 181014M1_9	Standard	5.000	6.67	5878.710	18141.438	4.051	5.3	5.1	NO		NO	bb
8	8 181014M1_10	Standard	5.000	6.68	5773.595	18395.641	3.923	5.1	1.8	NO		NO	bb
9	9 181014M1_11	Standard	5.000	6.67	5508.575	16286.187	4.228	5.5	9.7	NO		NO	bb
10	10 181014M1_12	Standard	5.000	6.67	5691.147	14117.427	5.039	6.5	30.8	NO		NO	bb

Dataset: F:\Projects\PFAS.PRO\Results\181014M1\181014M1-CRV.qld

Last Altered: Sunday, October 14, 2018 19:12:54 Pacific Daylight Time
 Printed: Monday, October 15, 2018 09:36:01 Pacific Daylight Time

Compound name: d7-N-MeFOSE

Response Factor: 0.0426808

RRF SD: 0.00401307, Relative SD: 9.40254

Response type: Internal Std (Ref 67), Area * (IS Conc. / IS Area)

Curve type: RF

	# Name	Type	Std. Conc	RT	Area	IS Area	Response	Conc.	%Dev	Conc. Flag	CoD	CoD Flag	x=excluded
1	1 181014M1_3	Standard	150.000	6.62	9779.231	18727.934	6.527	152.9	2.0	NO		NO	bb
2	2 181014M1_4	Standard	150.000	6.62	9817.928	19219.061	6.386	149.6	-0.3	NO		NO	bb
3	3 181014M1_5	Standard	150.000	6.62	9427.650	19589.803	6.016	140.9	-6.0	NO		NO	bb
4	4 181014M1_6	Standard	150.000	6.62	9644.582	19956.701	6.041	141.5	-5.6	NO		NO	bb
5	5 181014M1_7	Standard	150.000	6.62	9759.175	20814.508	5.861	137.3	-8.5	NO		NO	bb
6	6 181014M1_8	Standard	150.000	6.62	9600.381	20112.619	5.967	139.8	-6.8	NO		NO	bb
7	7 181014M1_9	Standard	150.000	6.62	8825.876	18141.438	6.081	142.5	-5.0	NO		NO	bb
8	8 181014M1_10	Standard	150.000	6.62	9293.156	18395.641	6.315	148.0	-1.4	NO		NO	bb
9	9 181014M1_11	Standard	150.000	6.62	9135.553	16286.187	7.012	164.3	9.5	NO		NO	bb
10	10 181014M1_12	Standard	150.000	6.62	8827.981	14117.427	7.817	183.1	22.1	NO		NO	bb

Compound name: d9-N-EtFOSE

Response Factor: 0.0415396

RRF SD: 0.00394473, Relative SD: 9.49631

Response type: Internal Std (Ref 67), Area * (IS Conc. / IS Area)

Curve type: RF

	# Name	Type	Std. Conc	RT	Area	IS Area	Response	Conc.	%Dev	Conc. Flag	CoD	CoD Flag	x=excluded
1	1 181014M1_3	Standard	150.000	6.77	9112.402	18727.934	6.082	146.4	-2.4	NO		NO	bb
2	2 181014M1_4	Standard	150.000	6.76	9487.849	19219.061	6.171	148.6	-1.0	NO		NO	bb
3	3 181014M1_5	Standard	150.000	6.76	9428.750	19589.803	6.016	144.8	-3.4	NO		NO	bb
4	4 181014M1_6	Standard	150.000	6.76	9500.710	19956.701	5.951	143.3	-4.5	NO		NO	bb
5	5 181014M1_7	Standard	150.000	6.77	9466.471	20814.508	5.685	136.9	-8.8	NO		NO	bb
6	6 181014M1_8	Standard	150.000	6.76	9261.171	20112.619	5.756	138.6	-7.6	NO		NO	bb
7	7 181014M1_9	Standard	150.000	6.77	8594.023	18141.438	5.922	142.6	-5.0	NO		NO	bb
8	8 181014M1_10	Standard	150.000	6.77	9285.837	18395.641	6.310	151.9	1.3	NO		NO	bb
9	9 181014M1_11	Standard	150.000	6.77	8764.678	16286.187	6.727	161.9	8.0	NO		NO	bb
10	10 181014M1_12	Standard	150.000	6.77	8685.074	14117.427	7.690	185.1	23.4	NO		NO	bb

Dataset: F:\Projects\PFAS.PRO\Results\181014M1\181014M1-CRV.qld

Last Altered: Sunday, October 14, 2018 19:12:54 Pacific Daylight Time
 Printed: Monday, October 15, 2018 09:36:01 Pacific Daylight Time

Compound name: 13C4-PFBA

Response Factor: 1

RRF SD: 0, Relative SD: 0

Response type: Internal Std (Ref 60), Area * (IS Conc. / IS Area)

Curve type: RF

	# Name	Type	Std. Conc	RT	Area	IS Area	Response	Conc.	%Dev	Conc. Flag	CoD	CoD Flag	x=excluded
1	1 181014M1_3	Standard	12.500	1.07	6216.345	6216.345	12.500	12.5	0.0	NO		NO	bb
2	2 181014M1_4	Standard	12.500	1.07	6147.897	6147.897	12.500	12.5	0.0	NO		NO	bb
3	3 181014M1_5	Standard	12.500	1.07	6197.289	6197.289	12.500	12.5	0.0	NO		NO	bb
4	4 181014M1_6	Standard	12.500	1.07	6340.131	6340.131	12.500	12.5	0.0	NO		NO	bb
5	5 181014M1_7	Standard	12.500	1.13	7286.111	7286.111	12.500	12.5	0.0	NO		NO	bb
6	6 181014M1_8	Standard	12.500	1.07	6408.880	6408.880	12.500	12.5	0.0	NO		NO	bb
7	7 181014M1_9	Standard	12.500	1.07	6032.859	6032.859	12.500	12.5	0.0	NO		NO	bb
8	8 181014M1_10	Standard	12.500	1.07	6386.969	6386.969	12.500	12.5	0.0	NO		NO	bb
9	9 181014M1_11	Standard	12.500	1.07	5869.025	5869.025	12.500	12.5	0.0	NO		NO	bb
10	10 181014M1_12	Standard	12.500	1.07	5639.900	5639.900	12.500	12.5	0.0	NO		NO	bb

Compound name: 13C5-PFHxA

Response Factor: 1

RRF SD: 0, Relative SD: 0

Response type: Internal Std (Ref 61), Area * (IS Conc. / IS Area)

Curve type: RF

	# Name	Type	Std. Conc	RT	Area	IS Area	Response	Conc.	%Dev	Conc. Flag	CoD	CoD Flag	x=excluded
1	1 181014M1_3	Standard	12.500	3.21	15359.431	15359.431	12.500	12.5	0.0	NO		NO	bb
2	2 181014M1_4	Standard	12.500	3.21	15142.278	15142.278	12.500	12.5	0.0	NO		NO	bb
3	3 181014M1_5	Standard	12.500	3.21	15317.445	15317.445	12.500	12.5	0.0	NO		NO	bb
4	4 181014M1_6	Standard	12.500	3.21	15640.791	15640.791	12.500	12.5	0.0	NO		NO	bb
5	5 181014M1_7	Standard	12.500	3.22	16373.802	16373.802	12.500	12.5	0.0	NO		NO	bb
6	6 181014M1_8	Standard	12.500	3.21	15527.183	15527.183	12.500	12.5	0.0	NO		NO	bb
7	7 181014M1_9	Standard	12.500	3.21	14229.288	14229.288	12.500	12.5	0.0	NO		NO	bb
8	8 181014M1_10	Standard	12.500	3.21	14394.167	14394.167	12.500	12.5	0.0	NO		NO	bb
9	9 181014M1_11	Standard	12.500	3.20	12836.452	12836.452	12.500	12.5	0.0	NO		NO	bb
10	10 181014M1_12	Standard	12.500	3.21	11969.109	11969.109	12.500	12.5	0.0	NO		NO	bb

Dataset: F:\Projects\PFAS.PRO\Results\181014M1\181014M1-CRV.qld

Last Altered: Sunday, October 14, 2018 19:12:54 Pacific Daylight Time
 Printed: Monday, October 15, 2018 09:36:01 Pacific Daylight Time

Compound name: 13C3-PFHxS

Response Factor: 1

RRF SD: 0, Relative SD: 0

Response type: Internal Std (Ref 62), Area * (IS Conc. / IS Area)

Curve type: RF

	# Name	Type	Std. Conc	RT	Area	IS Area	Response	Conc.	%Dev	Conc. Flag	CoD	CoD Flag	x=excluded
1	1 181014M1_3	Standard	12.500	4.05	2112.555	2112.555	12.500	12.5	0.0	NO		NO	bb
2	2 181014M1_4	Standard	12.500	4.04	2294.038	2294.038	12.500	12.5	0.0	NO		NO	bb
3	3 181014M1_5	Standard	12.500	4.04	2384.803	2384.803	12.500	12.5	0.0	NO		NO	bb
4	4 181014M1_6	Standard	12.500	4.04	2406.177	2406.177	12.500	12.5	0.0	NO		NO	bb
5	5 181014M1_7	Standard	12.500	4.02	2443.807	2443.807	12.500	12.5	0.0	NO		NO	bb
6	6 181014M1_8	Standard	12.500	4.04	2360.348	2360.348	12.500	12.5	0.0	NO		NO	bb
7	7 181014M1_9	Standard	12.500	4.04	2175.979	2175.979	12.500	12.5	0.0	NO		NO	bb
8	8 181014M1_10	Standard	12.500	4.04	2212.670	2212.670	12.500	12.5	0.0	NO		NO	bb
9	9 181014M1_11	Standard	12.500	4.05	1947.498	1947.498	12.500	12.5	0.0	NO		NO	bb
10	10 181014M1_12	Standard	12.500	4.04	1657.715	1657.715	12.500	12.5	0.0	NO		NO	bb

Compound name: 13C8-PFOA

Response Factor: 1

RRF SD: 0, Relative SD: 0

Response type: Internal Std (Ref 63), Area * (IS Conc. / IS Area)

Curve type: RF

	# Name	Type	Std. Conc	RT	Area	IS Area	Response	Conc.	%Dev	Conc. Flag	CoD	CoD Flag	x=excluded
1	1 181014M1_3	Standard	12.500	4.39	22717.150	22717.150	12.500	12.5	0.0	NO		NO	bb
2	2 181014M1_4	Standard	12.500	4.39	22376.605	22376.605	12.500	12.5	0.0	NO		NO	bb
3	3 181014M1_5	Standard	12.500	4.39	22756.699	22756.699	12.500	12.5	0.0	NO		NO	bb
4	4 181014M1_6	Standard	12.500	4.39	22824.346	22824.346	12.500	12.5	0.0	NO		NO	bb
5	5 181014M1_7	Standard	12.500	4.38	23668.168	23668.168	12.500	12.5	0.0	NO		NO	bb
6	6 181014M1_8	Standard	12.500	4.39	23555.494	23555.494	12.500	12.5	0.0	NO		NO	bb
7	7 181014M1_9	Standard	12.500	4.39	22158.291	22158.291	12.500	12.5	0.0	NO		NO	bb
8	8 181014M1_10	Standard	12.500	4.39	21574.371	21574.371	12.500	12.5	0.0	NO		NO	bb
9	9 181014M1_11	Standard	12.500	4.39	19406.400	19406.400	12.500	12.5	0.0	NO		NO	bb
10	10 181014M1_12	Standard	12.500	4.39	17211.920	17211.920	12.500	12.5	0.0	NO		NO	bb

Dataset: F:\Projects\PFAS.PRO\Results\181014M1\181014M1-CRV.qld

Last Altered: Sunday, October 14, 2018 19:12:54 Pacific Daylight Time

Printed: Monday, October 15, 2018 09:36:01 Pacific Daylight Time

Compound name: 13C9-PFNA

Response Factor: 1

RRF SD: 0, Relative SD: 0 ✓

Response type: Internal Std (Ref 64), Area * (IS Conc. / IS Area)

Curve type: RF

	# Name	Type	Std. Conc	RT	Area	IS Area	Response	Conc	%Dev	Conc. Flag	CoD	CoD Flag	x=excluded
1	1 181014M1_3	Standard	12.500	4.83	13429.575	13429.575	12.500	12.5	0.0	NO		NO	bb
2	2 181014M1_4	Standard	12.500	4.82	13310.357	13310.357	12.500	12.5	0.0	NO		NO	bb
3	3 181014M1_5	Standard	12.500	4.83	13957.008	13957.008	12.500	12.5	0.0	NO		NO	bb
4	4 181014M1_6	Standard	12.500	4.83	14396.856	14396.856	12.500	12.5	0.0	NO		NO	bb
5	5 181014M1_7	Standard	12.500	4.82	14836.354	14836.354	12.500	12.5	0.0	NO		NO	bb
6	6 181014M1_8	Standard	12.500	4.83	14114.896	14114.896	12.500	12.5	0.0	NO		NO	bb
7	7 181014M1_9	Standard	12.500	4.83	12808.334	12808.334	12.500	12.5	0.0	NO		NO	bb
8	8 181014M1_10	Standard	12.500	4.83	13497.572	13497.572	12.500	12.5	0.0	NO		NO	bb
9	9 181014M1_11	Standard	12.500	4.83	11387.770	11387.770	12.500	12.5	0.0	NO		NO	bb
10	10 181014M1_12	Standard	12.500	4.83	9971.745	9971.745	12.500	12.5	0.0	NO		NO	bb

Compound name: 13C4-PFOS

Response Factor: 1

RRF SD: 0, Relative SD: 0 ✓

Response type: Internal Std (Ref 65), Area * (IS Conc. / IS Area)

Curve type: RF

	# Name	Type	Std. Conc	RT	Area	IS Area	Response	Conc	%Dev	Conc. Flag	CoD	CoD Flag	x=excluded
1	1 181014M1_3	Standard	12.500	4.92	2129.820	2129.820	12.500	12.5	0.0	NO		NO	bb
2	2 181014M1_4	Standard	12.500	4.92	2147.204	2147.204	12.500	12.5	0.0	NO		NO	bb
3	3 181014M1_5	Standard	12.500	4.92	2078.355	2078.355	12.500	12.5	0.0	NO		NO	bb
4	4 181014M1_6	Standard	12.500	4.92	2259.048	2259.048	12.500	12.5	0.0	NO		NO	bb
5	5 181014M1_7	Standard	12.500	4.91	2269.476	2269.476	12.500	12.5	0.0	NO		NO	bb
6	6 181014M1_8	Standard	12.500	4.92	2222.323	2222.323	12.500	12.5	0.0	NO		NO	bb
7	7 181014M1_9	Standard	12.500	4.92	2063.490	2063.490	12.500	12.5	0.0	NO		NO	bb
8	8 181014M1_10	Standard	12.500	4.92	2189.766	2189.766	12.500	12.5	0.0	NO		NO	bb
9	9 181014M1_11	Standard	12.500	4.92	1824.641	1824.641	12.500	12.5	0.0	NO		NO	bb
10	10 181014M1_12	Standard	12.500	4.92	1793.220	1793.220	12.500	12.5	0.0	NO		NO	bb

Dataset: F:\Projects\PFAS.PRO\Results\181014M1\181014M1-CRV.qld

Last Altered: Sunday, October 14, 2018 19:12:54 Pacific Daylight Time
 Printed: Monday, October 15, 2018 09:36:01 Pacific Daylight Time

Compound name: 13C6-PFDA

Response Factor: 1

RRF SD: 0, Relative SD: 0

Response type: Internal Std (Ref 66), Area * (IS Conc. / IS Area)

Curve type: RF

	# Name	Type	Std. Conc	RT	Area	IS Area	Response	Conc.	%Dev	Conc. Flag	CoD	CoD Flag	x=excluded
1	1 181014M1_3	Standard	12.500	5.21	13079.478	13079.478	12.500	12.5	0.0	NO		NO	bb
2	2 181014M1_4	Standard	12.500	5.21	13618.204	13618.204	12.500	12.5	0.0	NO		NO	bb
3	3 181014M1_5	Standard	12.500	5.21	13559.171	13559.171	12.500	12.5	0.0	NO		NO	bb
4	4 181014M1_6	Standard	12.500	5.21	14364.455	14364.455	12.500	12.5	0.0	NO		NO	bb
5	5 181014M1_7	Standard	12.500	5.20	15179.795	15179.795	12.500	12.5	0.0	NO		NO	bb
6	6 181014M1_8	Standard	12.500	5.21	14390.428	14390.428	12.500	12.5	0.0	NO		NO	bb
7	7 181014M1_9	Standard	12.500	5.21	13105.441	13105.441	12.500	12.5	0.0	NO		NO	bb
8	8 181014M1_10	Standard	12.500	5.22	13874.756	13874.756	12.500	12.5	0.0	NO		NO	bb
9	9 181014M1_11	Standard	12.500	5.22	12259.093	12259.093	12.500	12.5	0.0	NO		NO	bb
10	10 181014M1_12	Standard	12.500	5.22	10443.109	10443.109	12.500	12.5	0.0	NO		NO	bb

Compound name: 13C7-PFUdA

Response Factor: 1

RRF SD: 0, Relative SD: 0

Response type: Internal Std (Ref 67), Area * (IS Conc. / IS Area)

Curve type: RF

	# Name	Type	Std. Conc	RT	Area	IS Area	Response	Conc.	%Dev	Conc. Flag	CoD	CoD Flag	x=excluded
1	1 181014M1_3	Standard	12.500	5.54	18727.934	18727.934	12.500	12.5	0.0	NO		NO	bb
2	2 181014M1_4	Standard	12.500	5.55	19219.061	19219.061	12.500	12.5	0.0	NO		NO	bb
3	3 181014M1_5	Standard	12.500	5.55	19589.803	19589.803	12.500	12.5	0.0	NO		NO	bb
4	4 181014M1_6	Standard	12.500	5.55	19956.701	19956.701	12.500	12.5	0.0	NO		NO	bb
5	5 181014M1_7	Standard	12.500	5.54	20814.508	20814.508	12.500	12.5	0.0	NO		NO	bb
6	6 181014M1_8	Standard	12.500	5.55	20112.619	20112.619	12.500	12.5	0.0	NO		NO	bb
7	7 181014M1_9	Standard	12.500	5.55	18141.438	18141.438	12.500	12.5	0.0	NO		NO	bb
8	8 181014M1_10	Standard	12.500	5.55	18395.641	18395.641	12.500	12.5	0.0	NO		NO	bb
9	9 181014M1_11	Standard	12.500	5.55	16286.187	16286.187	12.500	12.5	0.0	NO		NO	bb
10	10 181014M1_12	Standard	12.500	5.55	14117.427	14117.427	12.500	12.5	0.0	NO		NO	bb

Dataset: F:\Projects\PFAS.PRO\Results\181014M1\181014M1-CRV.qld

Last Altered: Sunday, October 14, 2018 19:12:54 Pacific Daylight Time

Printed: Monday, October 15, 2018 09:35:40 Pacific Daylight Time

Method: F:\Projects\PFAS.PRO\MethDB\PFAS_FULL_80C_101418.mdb 14 Oct 2018 18:57:06

Calibration: F:\Projects\PFAS.PRO\CurveDB\C18_VAL-PFAS_Q4_10-14-18.cdb 14 Oct 2018 19:12:54

Name: 181014M1_3, Date: 14-Oct-2018, Time: 14:40:50, ID: ST181014M1-1 PFC CS-2 18J0801, Description: PFC CS-2 18J0801

#	Name	IS#	CoD	CoD Flag	%RSD
1	1 PFBA	36	0.9997	NO	
2	2 PFPeA	37	1.0000	NO	
3	3 PFBS	38	0.9999	NO	
4	4 4:2 FTS	39	0.9988	NO	
5	5 PFHxA	40	0.9996	NO	
6	6 PFPeS	38	0.9999	NO	
7	7 PFHpA	41	0.9998	NO	
8	8 L-PFHxS	42	0.9984	NO	
9	10 6:2 FTS	43	0.9995	NO	
10	11 L-PFOA	44	0.9997	NO	
11	13 PFHpS	47	0.9999	NO	
12	14 PFNA	45	0.9997	NO	
13	15 PFOSA	46	0.9997	NO	
14	16 L-PFOS	47	0.9999	NO	
15	18 PFDA	48	0.9996	NO	
16	19 8:2 FTS	49	0.9967	NO	
17	20 PFNS	47	0.9994	NO	
18	21 L-MeFOSAA	50	0.9993	NO	
19	23 L-EtFOSAA	52	0.9997	NO	

Dataset: F:\Projects\PFAS.PRO\Results\181014M1\181014M1-CRV.qld

Last Altered: Sunday, October 14, 2018 19:12:54 Pacific Daylight Time

Printed: Monday, October 15, 2018 09:36:01 Pacific Daylight Time

Method: F:\Projects\PFAS.PRO\MethDB\PFAS_FULL_80C_101418.mdb 14 Oct 2018 18:57:06

Calibration: F:\Projects\PFAS.PRO\CurveDB\C18_VAL-PFAS_Q4_10-14-18.cdb 14 Oct 2018 19:12:54

Name: 181014M1_3, Date: 14-Oct-2018, Time: 14:40:50, ID: ST181014M1-1 PFC CS-2 18J0801, Description: PFC CS-2 18J0801

#	Name	IS#	CoD	CoD Flag	%RSD
1	25 PFUdA	51	1.0000	NO	
2	26 PFDS	47	0.9996	NO	
3	27 PFDoA	53	0.9996	NO	
4	28 N-MeFOSA	54	0.9998	NO	
5	29 PFTrDA	53	0.9998	NO	
6	30 PFTeDA	55	0.9995	NO	
7	31 N-EtFOSA	56	0.9998	NO	
8	32 PFHxDA	57	0.9990	NO	
9	33 PFODA	57	0.9995	NO	
10	34 N-MeFOSE	58	0.9998	NO	
11	35 N-EtFOSE	59	0.9999	NO	
12	36 13C3-PFBA	60		NO	1.772
13	37 13C3-PFPeA	61		NO	3.157
14	38 13C3-PFBS	62		NO	6.937
15	39 13C2-4:2 FTS	62		NO	12.051
16	40 13C2-PFHxA	61		NO	2.876
17	41 13C4-PFHpA	61		NO	2.098
18	42 18O2-PFHxS	62		NO	5.253
19	43 13C2-6:2 FTS	65		NO	9.475
20	44 13C2-PFOA	63		NO	3.123
21	45 13C5-PFNA	64		NO	2.269
22	46 13C8-PFOSA	67		NO	6.423
23	47 13C8-PFOS	65		NO	4.510
24	48 13C2-PFDA	66		NO	4.245
25	49 13C2-8:2 FTS	65		NO	14.027
26	50 d3-N-MeFOSAA	67		NO	5.418
27	51 13C2-PFUdA	67		NO	2.199
28	52 d5-N-EtFOSAA	67		NO	2.453
29	53 13C2-PFDoA	66		NO	3.929
30	54 d3-N-MeFOSA	67		NO	10.141
31	55 13C2-PFTeDA	67		NO	15.756

Dataset: F:\Projects\PFAS.PRO\Results\181014M1\181014M1-CRV.qld

Last Altered: Sunday, October 14, 2018 19:12:54 Pacific Daylight Time

Printed: Monday, October 15, 2018 09:36:01 Pacific Daylight Time

Name: 181014M1_3, Date: 14-Oct-2018, Time: 14:40:50, ID: ST181014M1-1 PFC CS-2 18J0801, Description: PFC CS-2 18J0801

	# Name	IS#	CoD	CoD Flag	%RSD
32	56 d5-N-ETFOSA	67		NO	7.591
33	57 13C2-PFHxDA	67		NO	12.838
34	58 d7-N-MeFOSE	67		NO	9.403
35	59 d9-N-EtFOSE	67		NO	9.496
36	60 13C4-PFBA	60		NO	0.000
37	61 13C5-PFHxA	61		NO	0.000
38	62 13C3-PFHxS	62		NO	0.000
39	63 13C8-PFOA	63		NO	0.000
40	64 13C9-PFNA	64		NO	0.000
41	65 13C4-PFOS	65		NO	0.000
42	66 13C6-PFDA	66		NO	0.000
43	67 13C7-PFUdA	67		NO	0.000

Dataset: F:\Projects\PFAS.PRO\Results\181014M1\181014M1-CRV.qld

Last Altered: Sunday, October 14, 2018 19:12:54 Pacific Daylight Time

Printed: Monday, October 15, 2018 09:36:27 Pacific Daylight Time

Method: F:\Projects\PFAS.PRO\MethDB\PFAS_FULL_80C_101418.mdb 14 Oct 2018 18:57:06

Calibration: F:\Projects\PFAS.PRO\CurveDB\C18_VAL-PFAS_Q4_10-14-18.cdb 14 Oct 2018 19:12:54

Name: 181014M1_8, Date: 14-Oct-2018, Time: 15:38:57, ID: ST181014M1-6 PFC CS3 18J0806, Description: PFC CS3 18J0806

	Name	Ion Ratio	Ratio out?
1	PFBA		
2	PFPeA		
3	PFBS	2.829	NO
4	4:2 FTS	1.734	NO
5	PFHxA	13.761	NO
6	PFPeS	1.609	NO
7	PFHpA	7.006	NO
8	L-PFHxS	1.807	NO
9	6:2 FTS	2.992	NO
10	L-PFOA	3.288	NO
11	PFHpS	1.960	NO
12	PFNA	3.195	NO
13	PFOSA	39.968	NO
14	L-PFOS	1.976	NO
15	PFDA	4.703	NO
16	8:2 FTS	1.783	NO
17	PFNS	1.701	NO
18	L-MeFOSAA	2.583	NO
19	L-EtFOSAA	1.330	NO

Dataset: F:\Projects\PFAS.PRO\Results\181014M1\181014M1-CRV.qld

Last Altered: Sunday, October 14, 2018 19:12:54 Pacific Daylight Time

Printed: Monday, October 15, 2018 09:36:32 Pacific Daylight Time

Method: F:\Projects\PFAS.PRO\MethDB\PFAS_FULL_80C_101418.mdb 14 Oct 2018 18:57:06

Calibration: F:\Projects\PFAS.PRO\CurveDB\C18_VAL-PFAS_Q4_10-14-18.cdb 14 Oct 2018 19:12:54

Name: 181014M1_8, Date: 14-Oct-2018, Time: 15:38:57, ID: ST181014M1-6 PFC CS3 18J0806, Description: PFC CS3 18J0806

	Name	Ion Ratio	Ratio out?
1	PFUdA	8.076	NO
2	PFDS	1.698	NO
3	PFDoA	8.452	NO
4	N-MeFOSA	1.500	NO
5	PFTTrDA	18.494	NO
6	PFTeDA	14.241	NO
7	N-EtFOSA	1.661	NO
8	PFHxDA	14.319	NO
9	PFODA		
10	N-MeFOSE		
11	N-EtFOSE		

Vista Analytical Laboratory

Dataset: Untitled

Last Altered: Monday, October 15, 2018 09:41:40 Pacific Daylight Time

Printed: Monday, October 15, 2018 09:45:23 Pacific Daylight Time

Method: F:\Projects\PFAS.PRO\MethDB\PFAS_FULL_80C_101418.mdb 14 Oct 2018 18:57:06

Calibration: F:\Projects\PFAS.PRO\CurveDB\C18_VAL-PFAS_Q4_10-14-18.cdb 14 Oct 2018 19:12:54

Compound name: PFBA

#	Name	ID	Acq.Date	Acq.Time
1	1 181014M1_1	IPA	14-Oct-18	14:30:18
2	2 181014M1_3	ST181014M1-1 PFC CS-2 18J0801	14-Oct-18	14:40:50
3	3 181014M1_4	ST181014M1-2 PFC CS-1 18J0802	14-Oct-18	14:51:29
4	4 181014M1_5	ST181014M1-3 PFC CS0 18J0803	14-Oct-18	15:02:01
5	5 181014M1_6	ST181014M1-4 PFC CS1 18J0804	14-Oct-18	15:12:39
6	6 181014M1_7	ST181014M1-5 PFC CS2 18J0805	14-Oct-18	15:28:22
7	7 181014M1_8	ST181014M1-6 PFC CS3 18J0806	14-Oct-18	15:38:57
8	8 181014M1_9	ST181014M1-7 PFC CS4 18J0807	14-Oct-18	15:49:30
9	9 181014M1_10	ST181014M1-8 PFC CS5 18J0808	14-Oct-18	16:00:08
10	10 181014M1_11	ST181014M1-9 PFC CS6 18J0809	14-Oct-18	16:10:46
11	11 181014M1_12	ST181014M1-10 PFC CS7 18J0810	14-Oct-18	16:21:20
12	12 181014M1_13	IPA	14-Oct-18	16:31:58
13	13 181014M1_14	ICV181014M1-1 PFC ICV 18J0811 ✓	14-Oct-18	16:42:31
14	14 181014M1_15	IPA	14-Oct-18	16:53:12

Dataset: F:\Projects\PFAS.PRO\Results\181014M1\181014M1-CRV.qld

Last Altered: Sunday, October 14, 2018 19:12:54 Pacific Daylight Time

Printed: Monday, October 15, 2018 09:23:43 Pacific Daylight Time

Method: F:\Projects\PFAS.PRO\MethDB\PFAS_FULL_80C_101418.mdb 14 Oct 2018 18:57:06

Calibration: F:\Projects\PFAS.PRO\CurveDB\C18_VAL-PFAS_Q4_10-14-18.cdb 14 Oct 2018 19:12:54

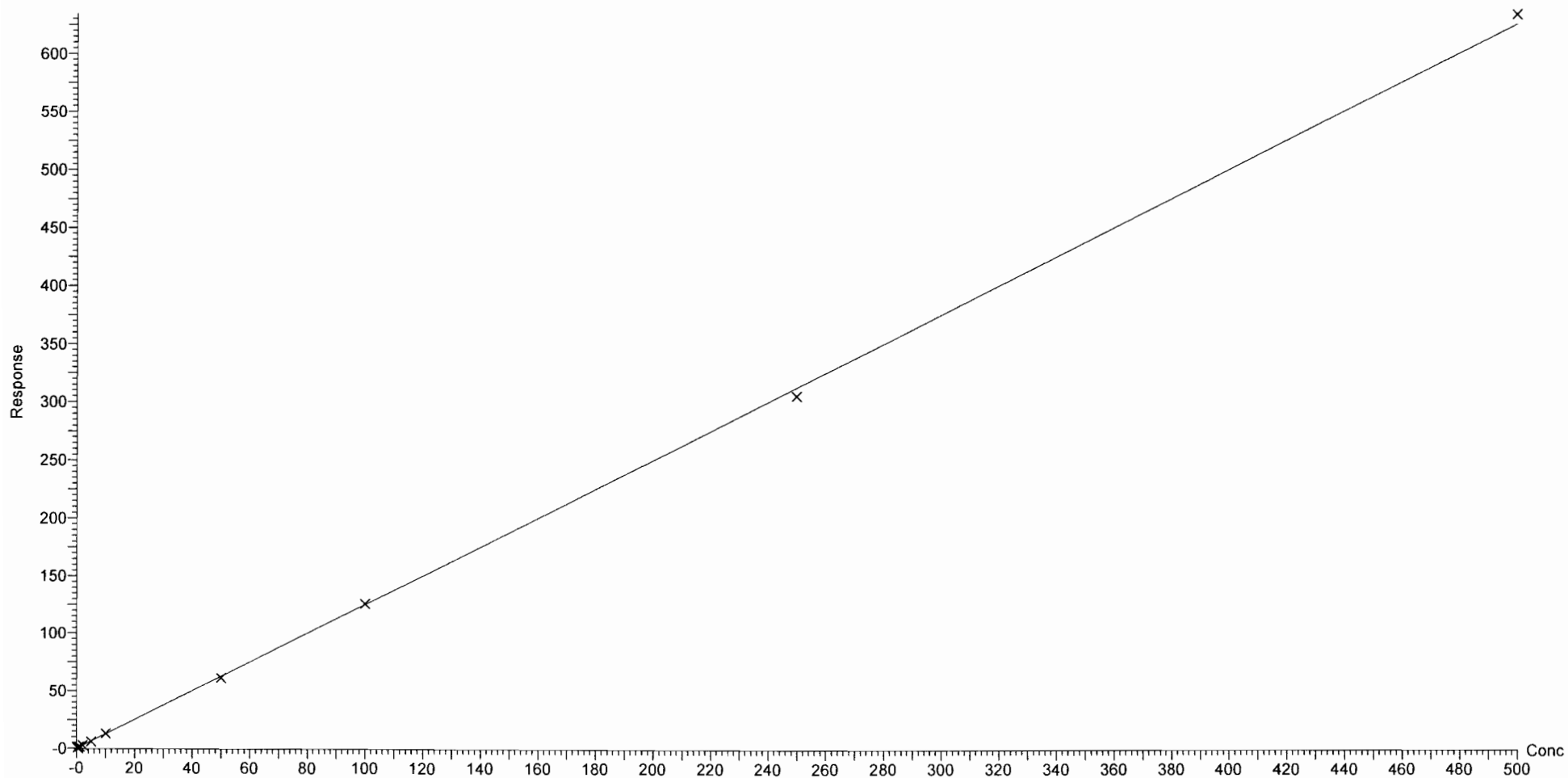
Compound name: PFBA

Correlation coefficient: $r = 0.999834$, $r^2 = 0.999669$

Calibration curve: $1.25127 * x + 0.1689$

Response type: Internal Std (Ref 36), Area * (IS Conc. / IS Area)

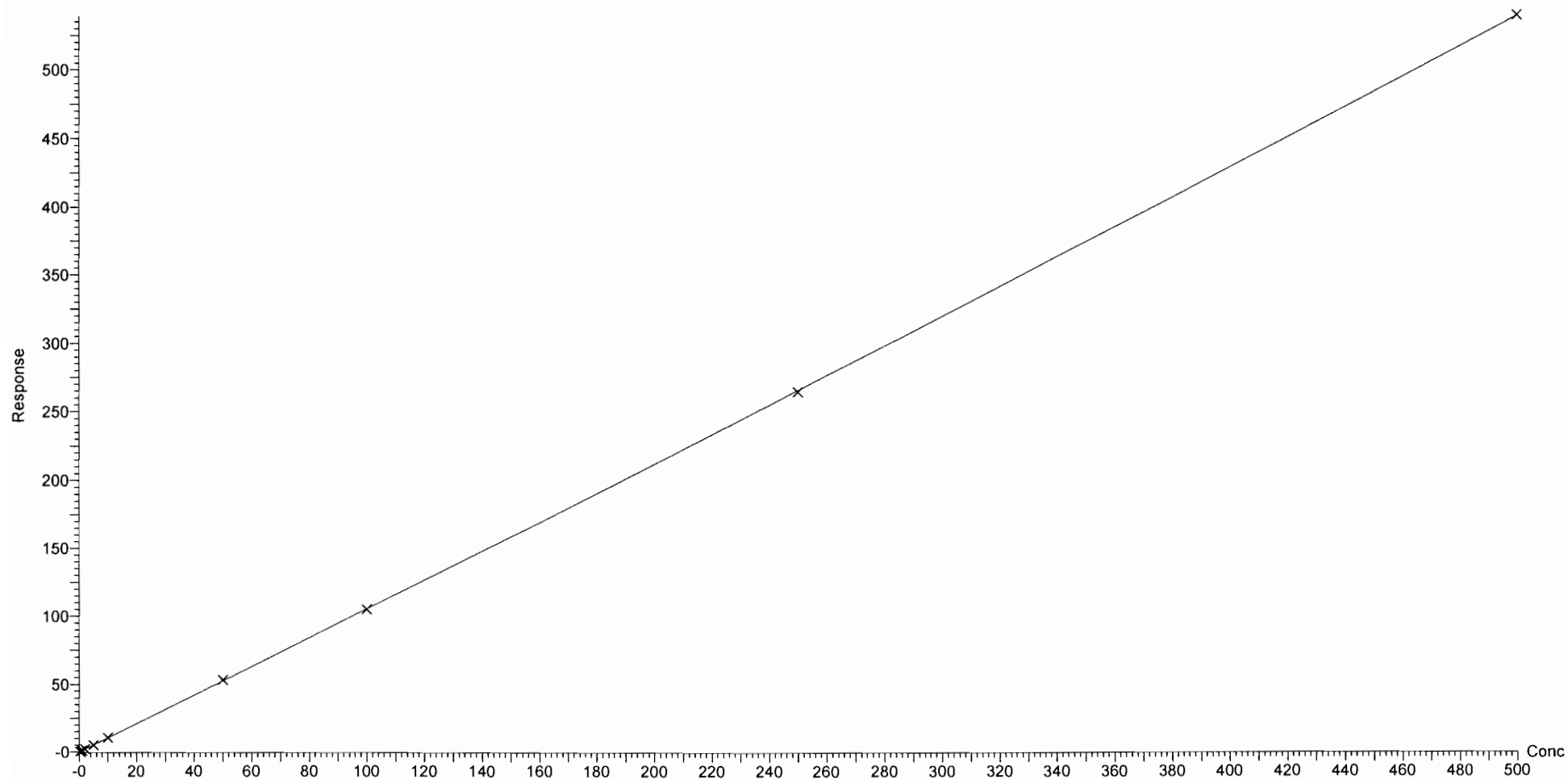
Curve type: Linear, Origin: Exclude, Weighting: 1/x, Axis trans: None



Dataset: F:\Projects\PFAS.PRO\Results\181014M1\181014M1-CRV.qld

Last Altered: Sunday, October 14, 2018 19:12:54 Pacific Daylight Time
Printed: Monday, October 15, 2018 09:23:43 Pacific Daylight Time

Compound name: PFPeA
Coefficient of Determination: $R^2 = 0.999953$
Calibration curve: $5.53404e-005 * x^2 + 1.04878 * x + 0.0630823$
Response type: Internal Std (Ref 37), Area * (IS Conc. / IS Area)
Curve type: 2nd Order, Origin: Exclude, Weighting: 1/x, Axis trans: None



Dataset: F:\Projects\PFAS.PRO\Results\181014M1\181014M1-CRV.qld

Last Altered: Sunday, October 14, 2018 19:12:54 Pacific Daylight Time

Printed: Monday, October 15, 2018 09:23:43 Pacific Daylight Time

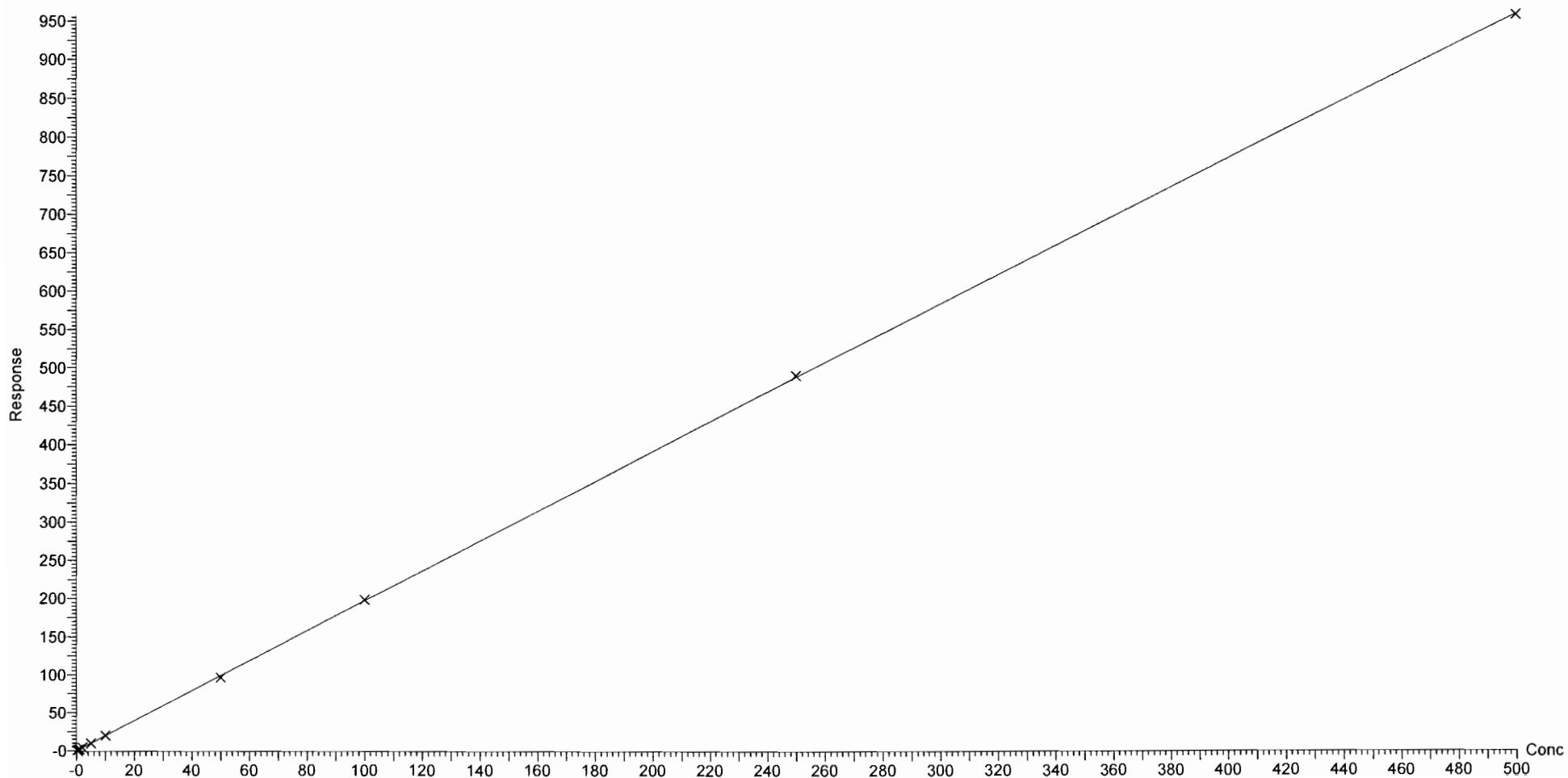
Compound name: PFBS

Coefficient of Determination: $R^2 = 0.999859$

Calibration curve: $-0.000142928 * x^2 + 1.98431 * x + 0.107676$

Response type: Internal Std (Ref 38), Area * (IS Conc. / IS Area)

Curve type: 2nd Order, Origin: Exclude, Weighting: 1/x, Axis trans: None



Dataset: F:\Projects\PFAS.PRO\Results\181014M1\181014M1-CRV.qld

Last Altered: Sunday, October 14, 2018 19:12:54 Pacific Daylight Time

Printed: Monday, October 15, 2018 09:23:43 Pacific Daylight Time

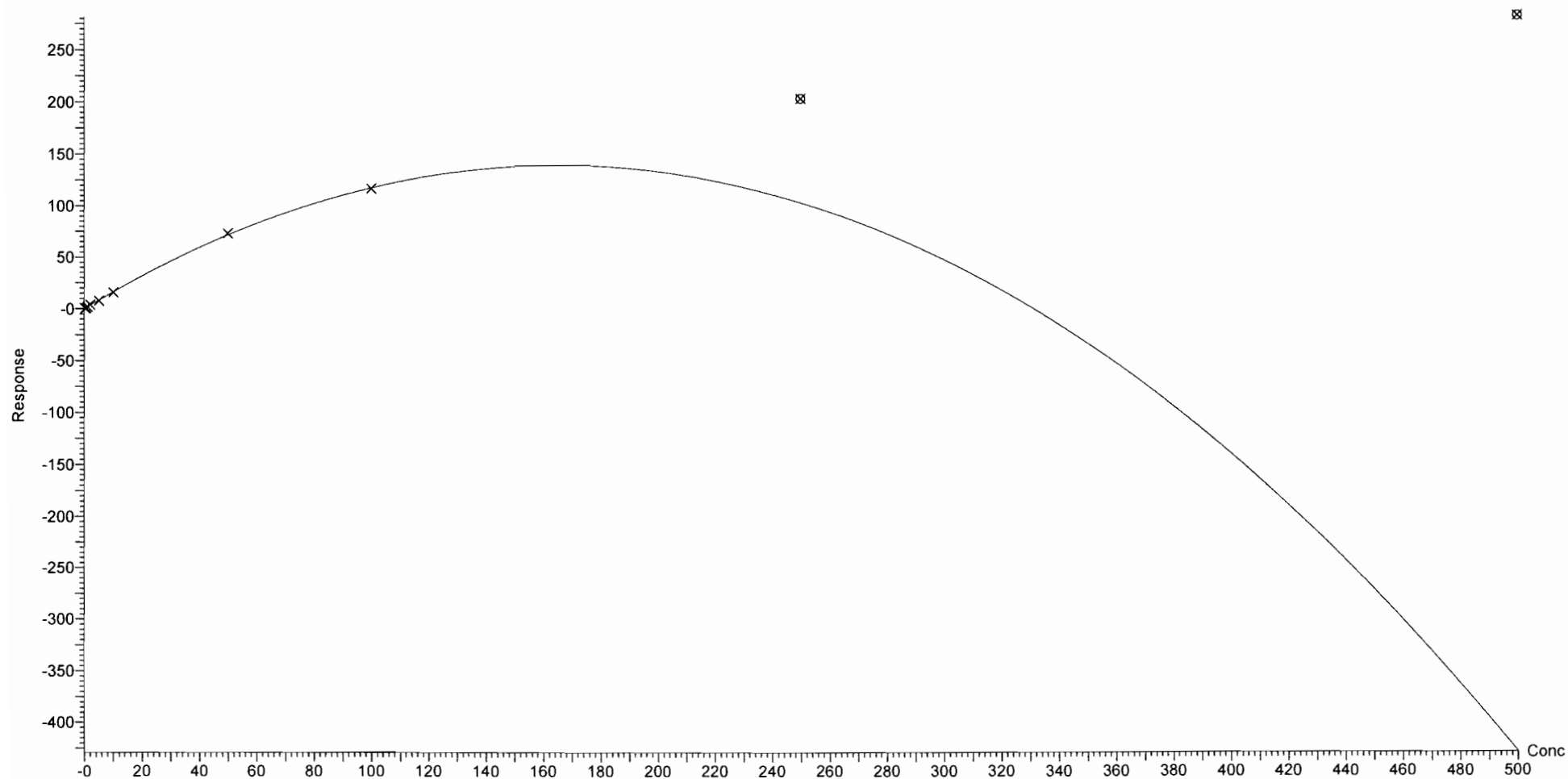
Compound name: 4:2 FTS

Coefficient of Determination: $R^2 = 0.998783$

Calibration curve: $-0.00507621 * x^2 + 1.68037 * x + -0.004658$

Response type: Internal Std (Ref 39), Area * (IS Conc. / IS Area)

Curve type: 2nd Order, Origin: Exclude, Weighting: 1/x, Axis trans: None



Dataset: F:\Projects\PFAS.PRO\Results\181014M1\181014M1-CRV.qld

Last Altered: Sunday, October 14, 2018 19:12:54 Pacific Daylight Time

Printed: Monday, October 15, 2018 09:23:43 Pacific Daylight Time

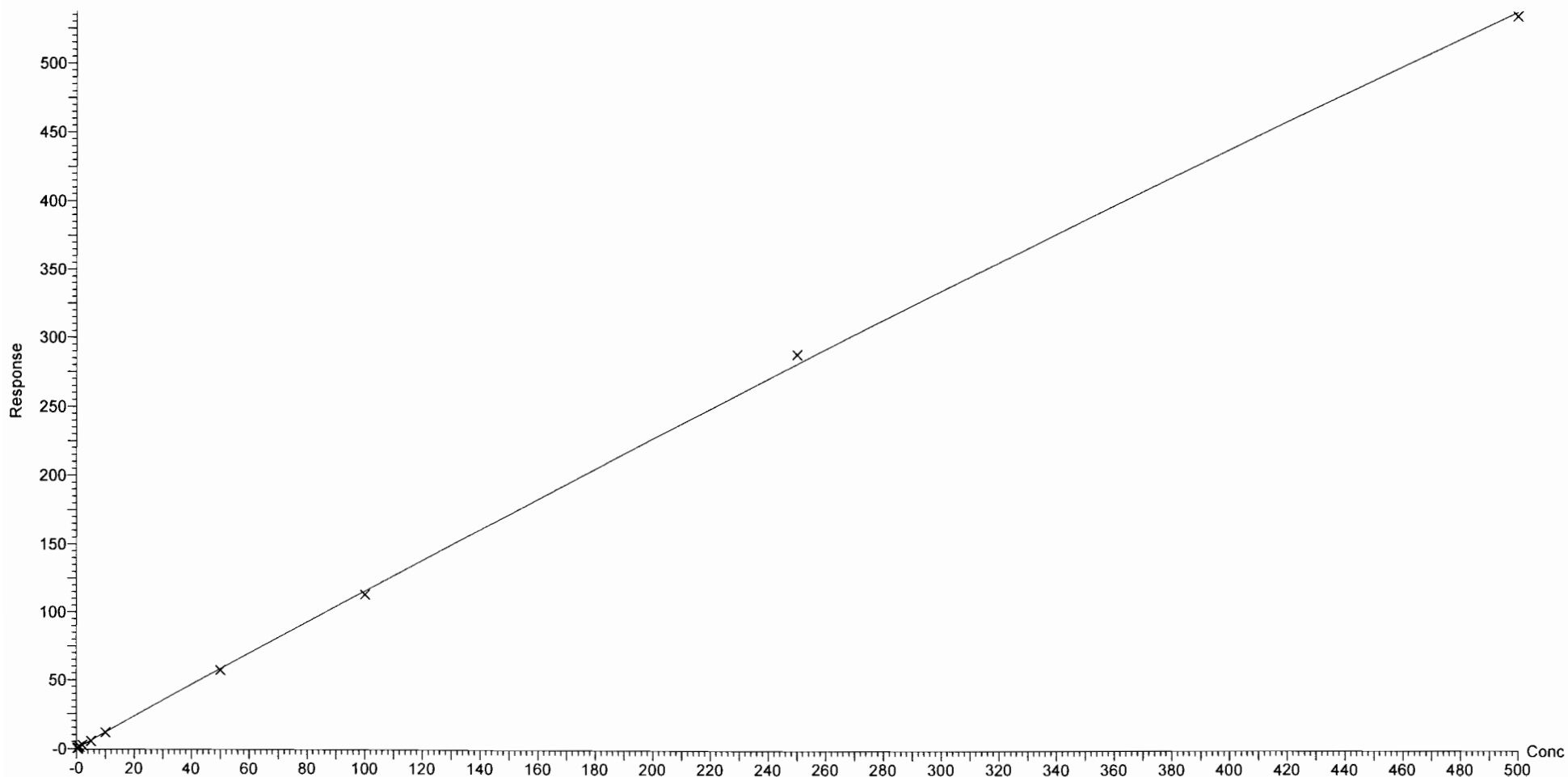
Compound name: PFHxA

Coefficient of Determination: $R^2 = 0.999616$

Calibration curve: $-0.000208949 * x^2 + 1.17866 * x + 0.0435507$

Response type: Internal Std (Ref 40), Area * (IS Conc. / IS Area)

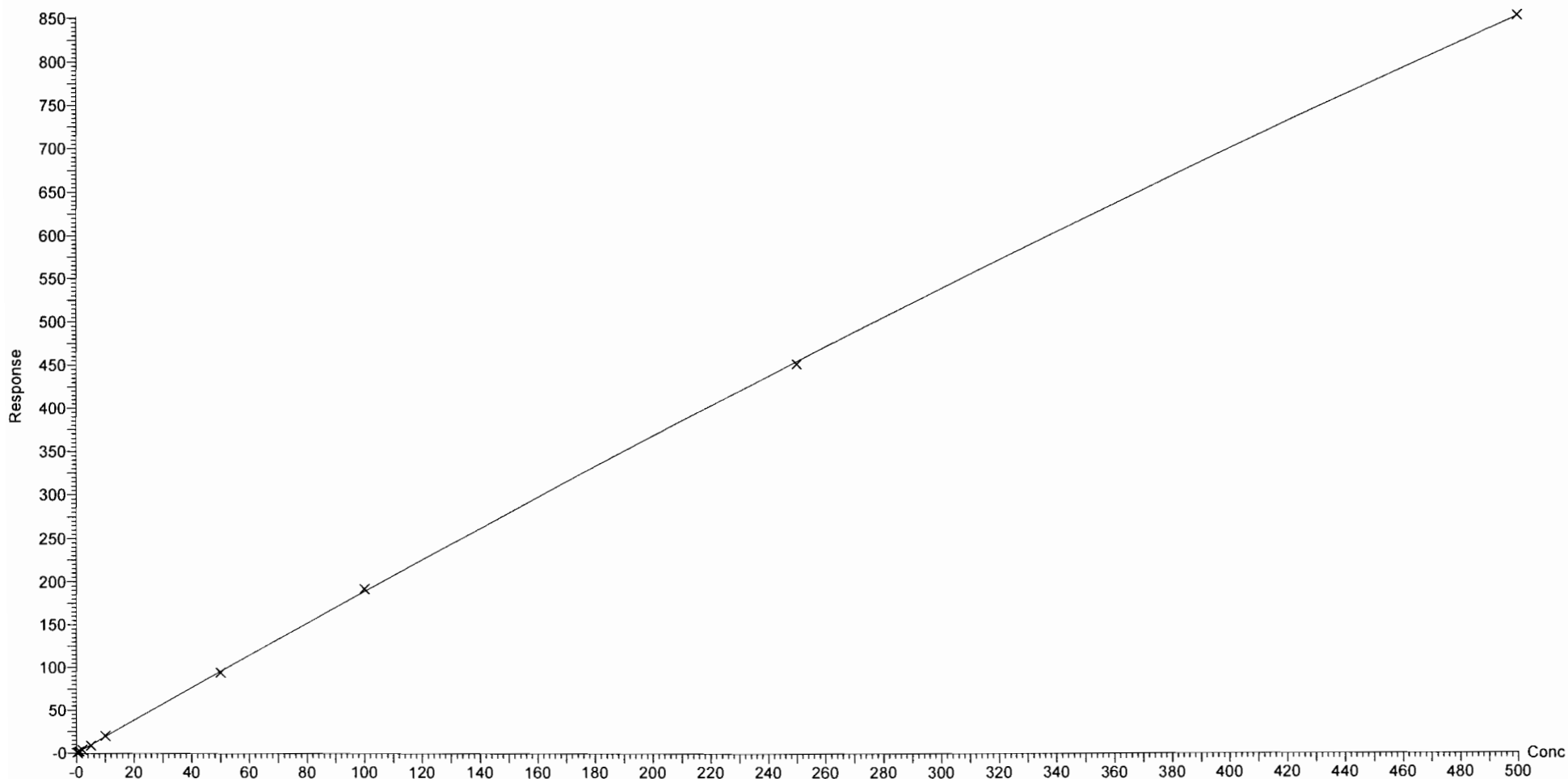
Curve type: 2nd Order, Origin: Include, Weighting: 1/x, Axis trans: None



Dataset: F:\Projects\PFAS.PRO\Results\181014M1\181014M1-CRV.qld

Last Altered: Sunday, October 14, 2018 19:12:54 Pacific Daylight Time
Printed: Monday, October 15, 2018 09:23:43 Pacific Daylight Time

Compound name: PFPeS
Coefficient of Determination: $R^2 = 0.999861$
Calibration curve: $-0.000465218 * x^2 + 1.93398 * x + -0.0229988$
Response type: Internal Std (Ref 38), Area * (IS Conc. / IS Area)
Curve type: 2nd Order, Origin: Exclude, Weighting: 1/x, Axis trans: None



Dataset: F:\Projects\PFAS.PRO\Results\181014M1\181014M1-CRV.qld

Last Altered: Sunday, October 14, 2018 19:12:54 Pacific Daylight Time

Printed: Monday, October 15, 2018 09:23:43 Pacific Daylight Time

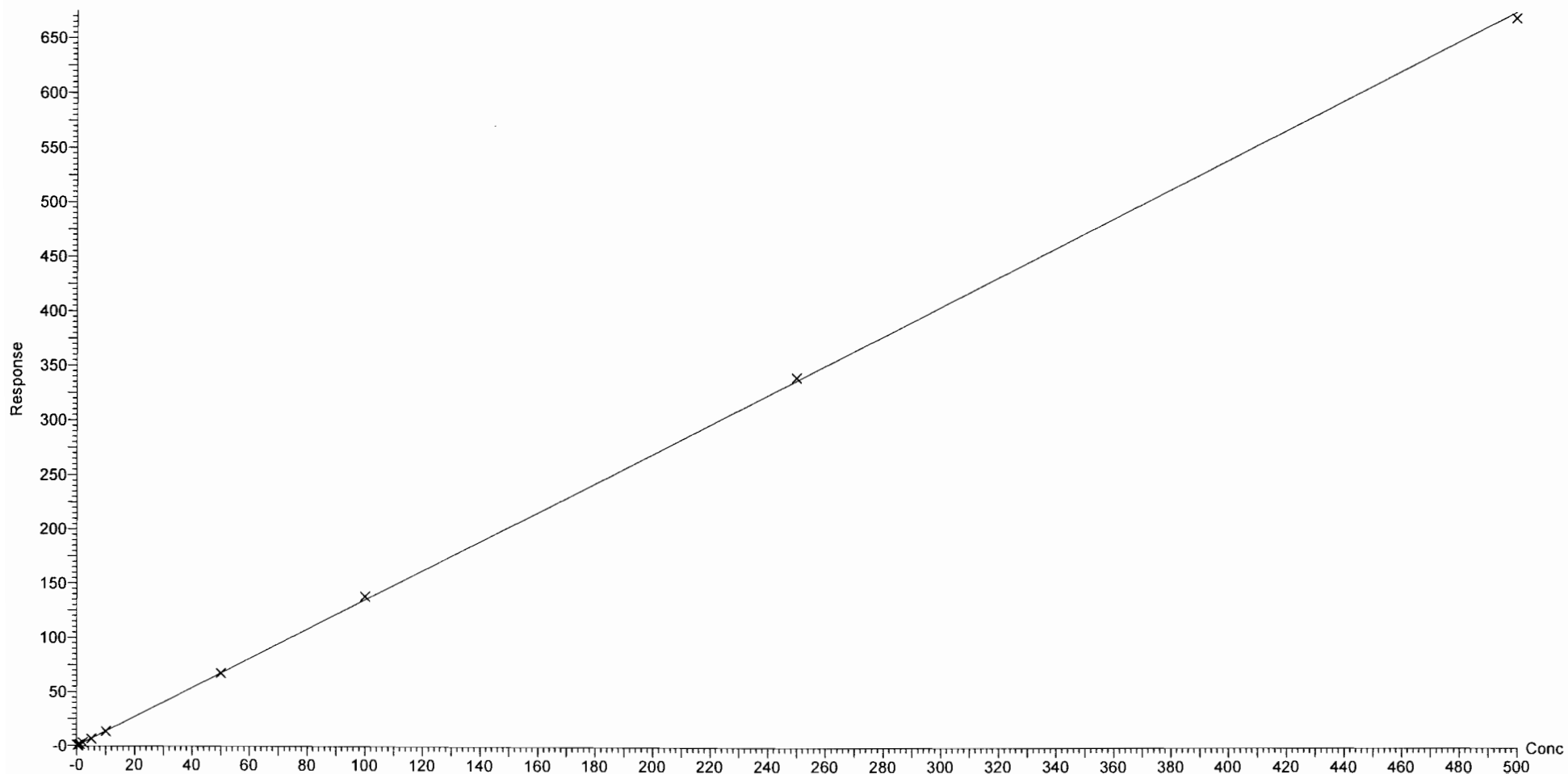
Compound name: PFHpA

Correlation coefficient: $r = 0.999902$, $r^2 = 0.999804$

Calibration curve: $1.34913 * x + 0.0863921$

Response type: Internal Std (Ref 41), Area * (IS Conc. / IS Area)

Curve type: Linear, Origin: Exclude, Weighting: 1/x, Axis trans: None



Dataset: F:\Projects\PFAS.PRO\Results\181014M1\181014M1-CRV.qld

Last Altered: Sunday, October 14, 2018 19:12:54 Pacific Daylight Time

Printed: Monday, October 15, 2018 09:23:43 Pacific Daylight Time

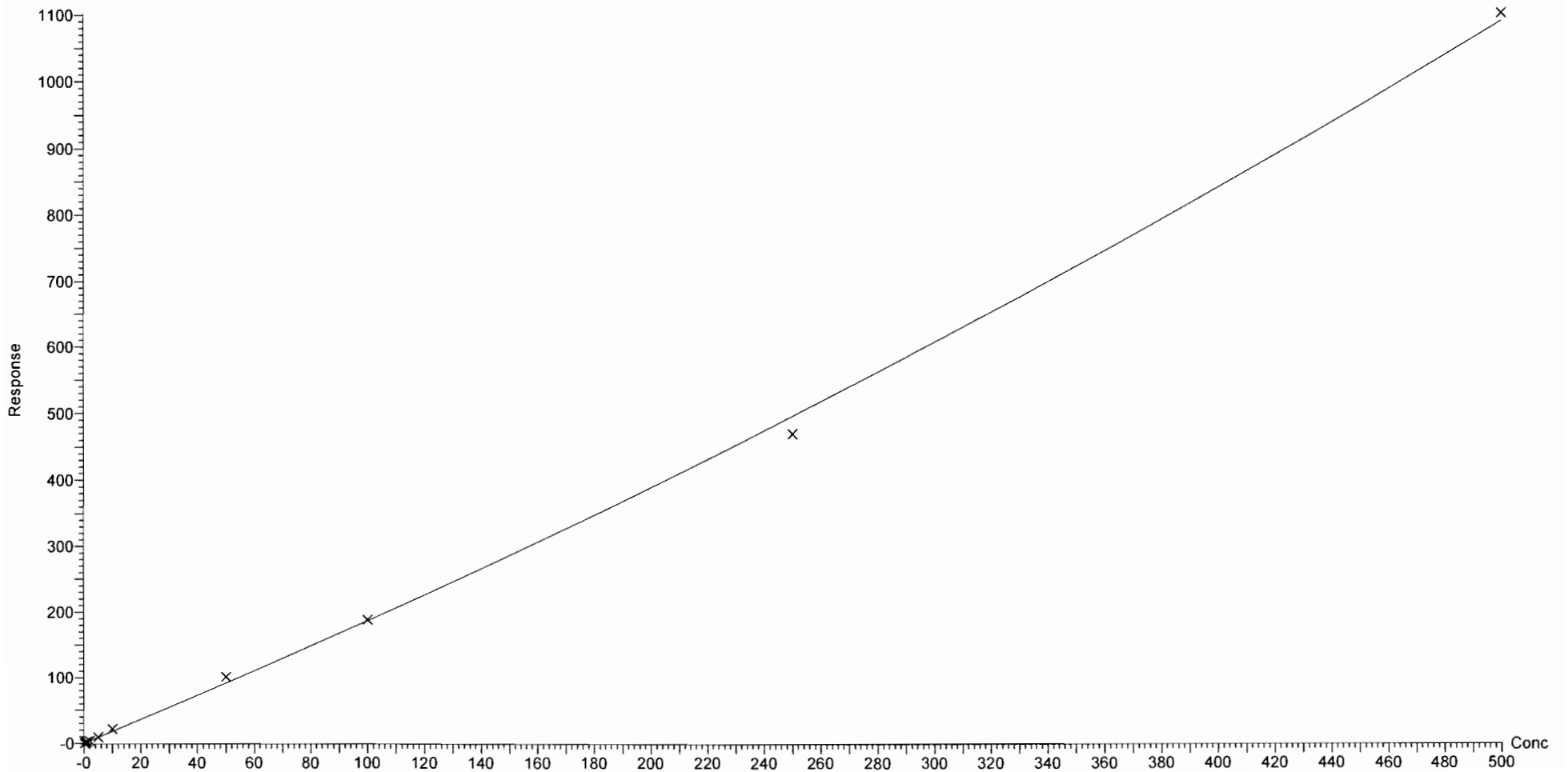
Compound name: L-PFHxS

Coefficient of Determination: $R^2 = 0.998444$

Calibration curve: $0.000770928 * x^2 + 1.79333 * x + 0.110863$

Response type: Internal Std (Ref 42), Area * (IS Conc. / IS Area)

Curve type: 2nd Order, Origin: Include, Weighting: 1/x, Axis trans: None



Dataset: F:\Projects\PFAS.PRO\Results\181014M1\181014M1-CRV.qld

Last Altered: Sunday, October 14, 2018 19:12:54 Pacific Daylight Time

Printed: Monday, October 15, 2018 09:23:43 Pacific Daylight Time

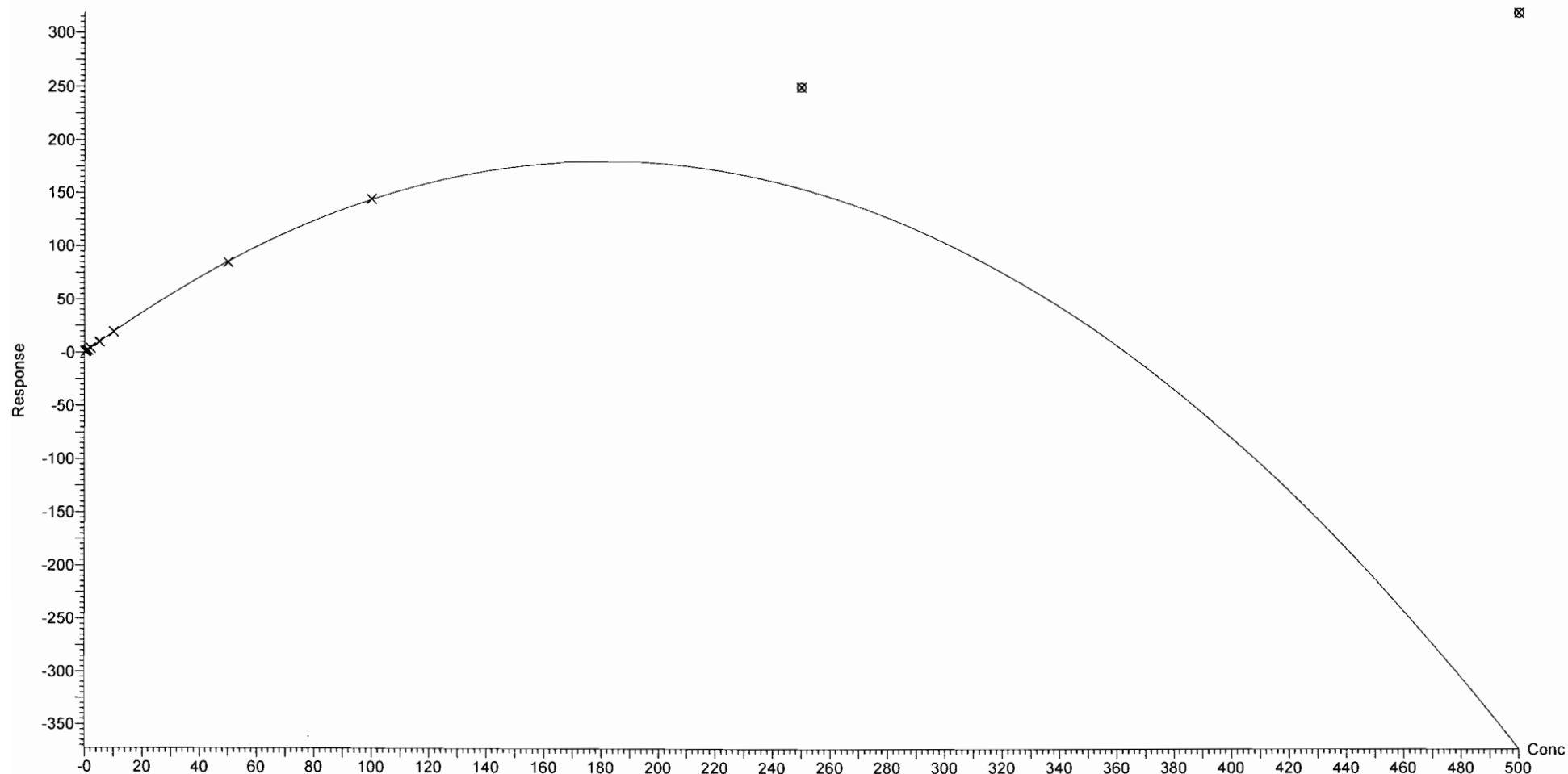
Compound name: 6:2 FTS

Coefficient of Determination: $R^2 = 0.999539$

Calibration curve: $-0.00545507 * x^2 + 1.98305 * x + 0.0786874$

Response type: Internal Std (Ref 43), Area * (IS Conc. / IS Area)

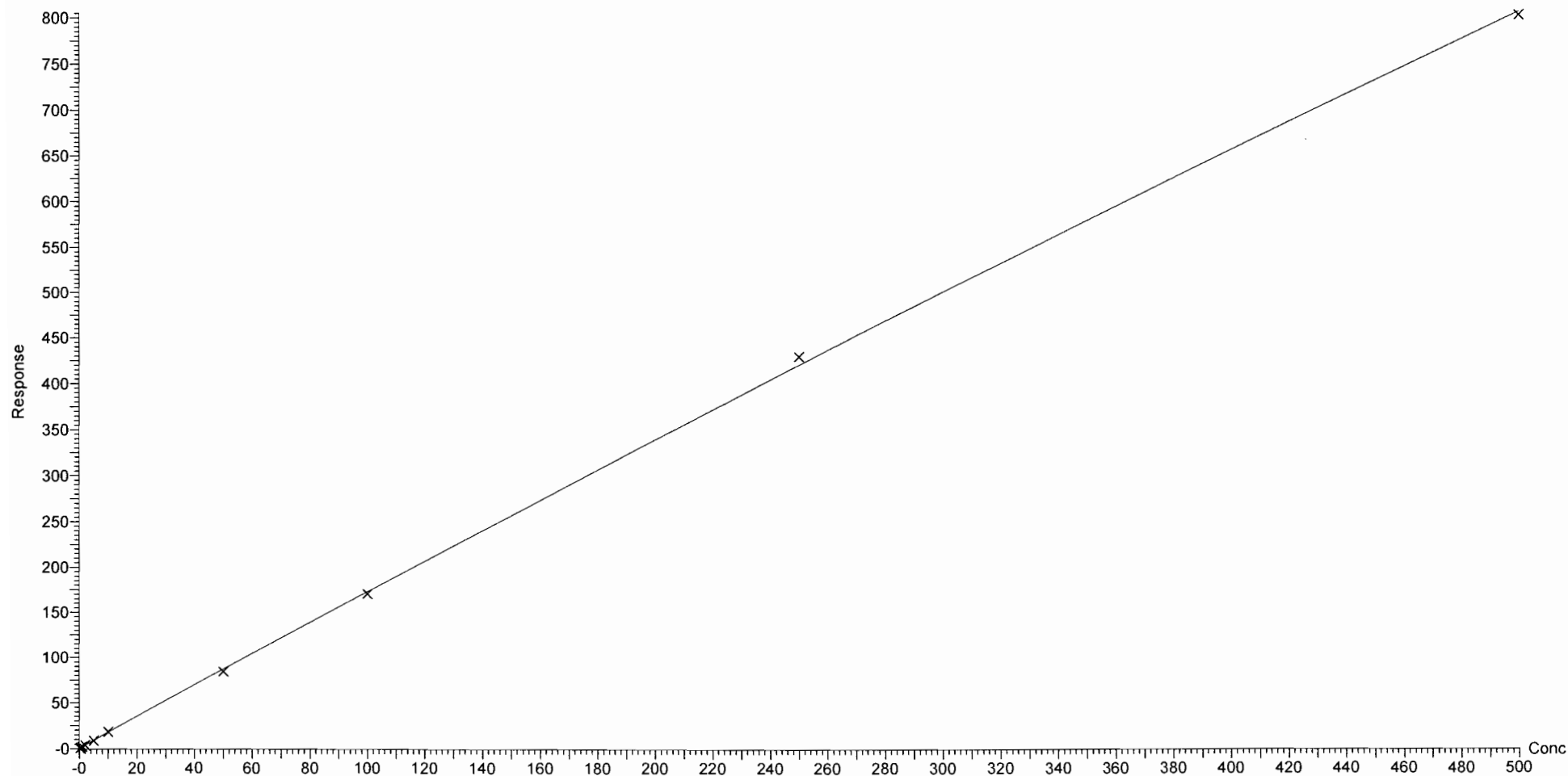
Curve type: 2nd Order, Origin: Include, Weighting: 1/x, Axis trans: None



Dataset: F:\Projects\PFAS.PRO\Results\181014M1\181014M1-CRV.qld

Last Altered: Sunday, October 14, 2018 19:12:54 Pacific Daylight Time
Printed: Monday, October 15, 2018 09:23:43 Pacific Daylight Time

Compound name: L-PFOA
Coefficient of Determination: $R^2 = 0.999743$
Calibration curve: $-0.000286673 * x^2 + 1.75317 * x + 0.242276$
Response type: Internal Std (Ref 44), Area * (IS Conc. / IS Area)
Curve type: 2nd Order, Origin: Exclude, Weighting: 1/x, Axis trans: None



Dataset: F:\Projects\PFAS.PRO\Results\181014M1\181014M1-CRV.qld

Last Altered: Sunday, October 14, 2018 19:12:54 Pacific Daylight Time

Printed: Monday, October 15, 2018 09:23:43 Pacific Daylight Time

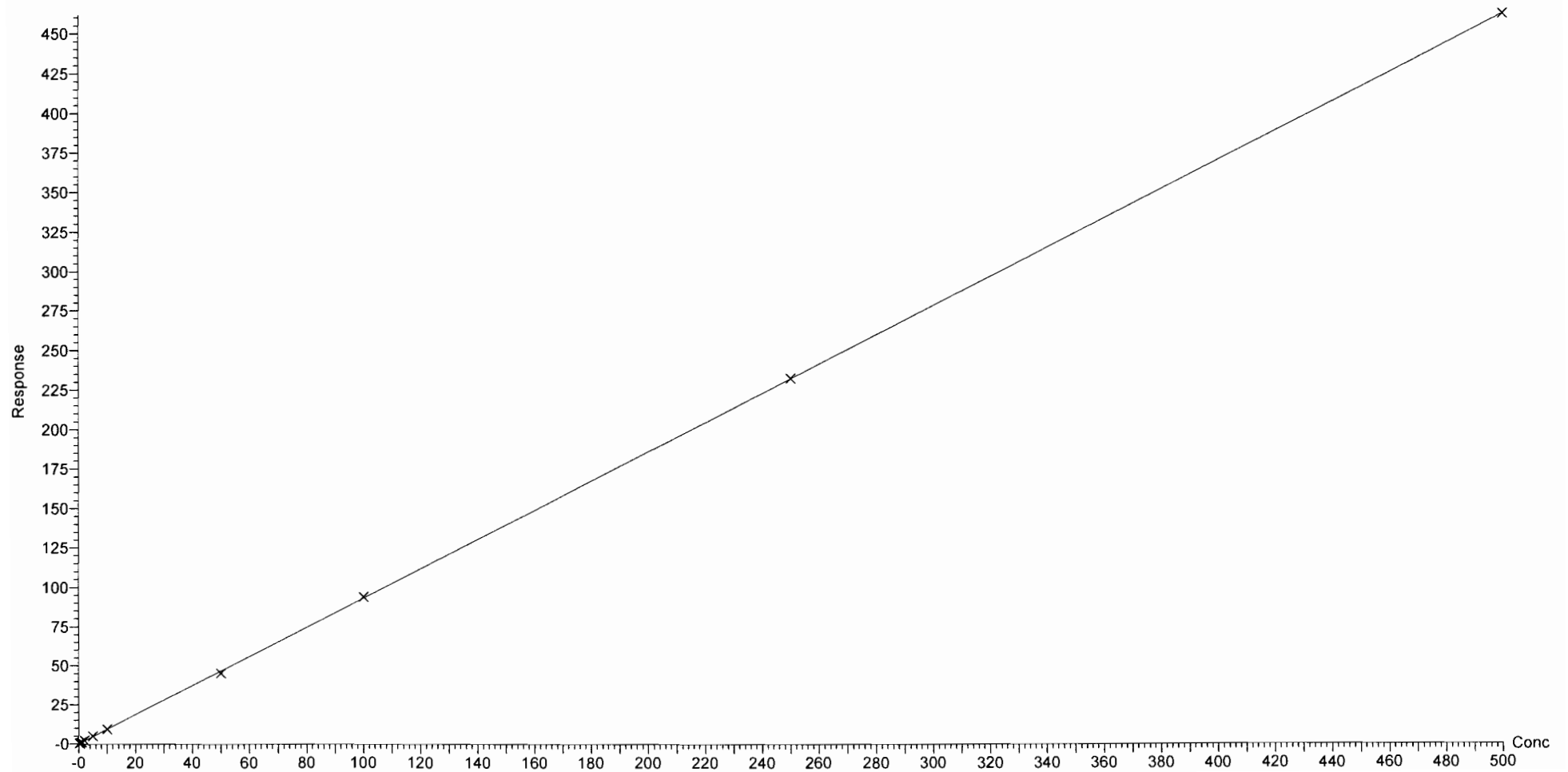
Compound name: PFHpS

Coefficient of Determination: $R^2 = 0.999855$

Calibration curve: $-2.16696e-005 * x^2 + 0.933759 * x + 0.00432189$

Response type: Internal Std (Ref 47), Area * (IS Conc. / IS Area)

Curve type: 2nd Order, Origin: Exclude, Weighting: 1/x, Axis trans: None



Dataset: F:\Projects\PFAS.PRO\Results\181014M1\181014M1-CRV.qld

Last Altered: Sunday, October 14, 2018 19:12:54 Pacific Daylight Time

Printed: Monday, October 15, 2018 09:23:43 Pacific Daylight Time

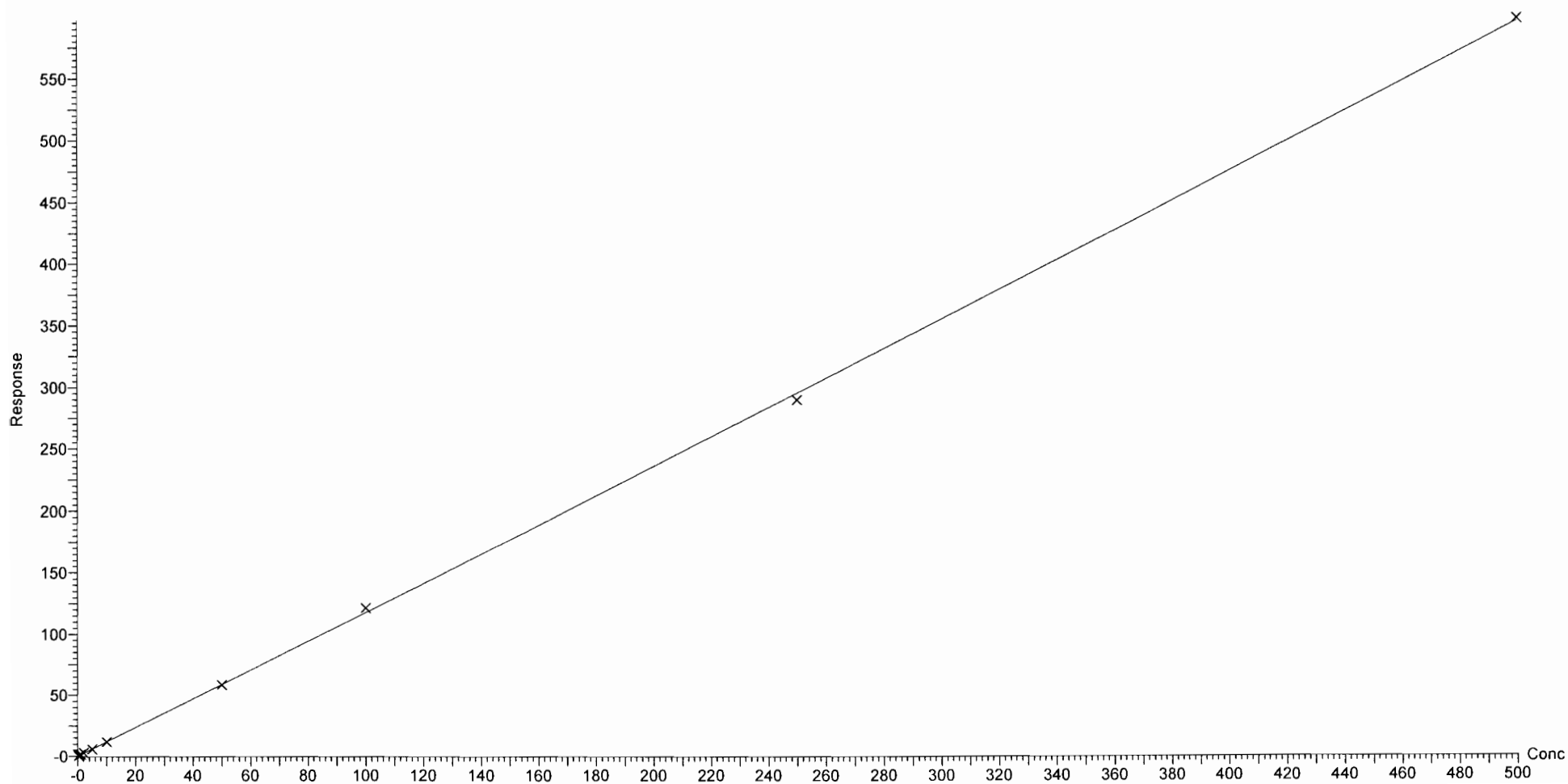
Compound name: PFNA

Coefficient of Determination: $R^2 = 0.999653$

Calibration curve: $3.75561e-005 * x^2 + 1.17094 * x + 0.130682$

Response type: Internal Std (Ref 45), Area * (IS Conc. / IS Area)

Curve type: 2nd Order, Origin: Exclude, Weighting: 1/x, Axis trans: None



Dataset: F:\Projects\PFAS.PRO\Results\181014M1\181014M1-CRV.qld

Last Altered: Sunday, October 14, 2018 19:12:54 Pacific Daylight Time

Printed: Monday, October 15, 2018 09:23:43 Pacific Daylight Time

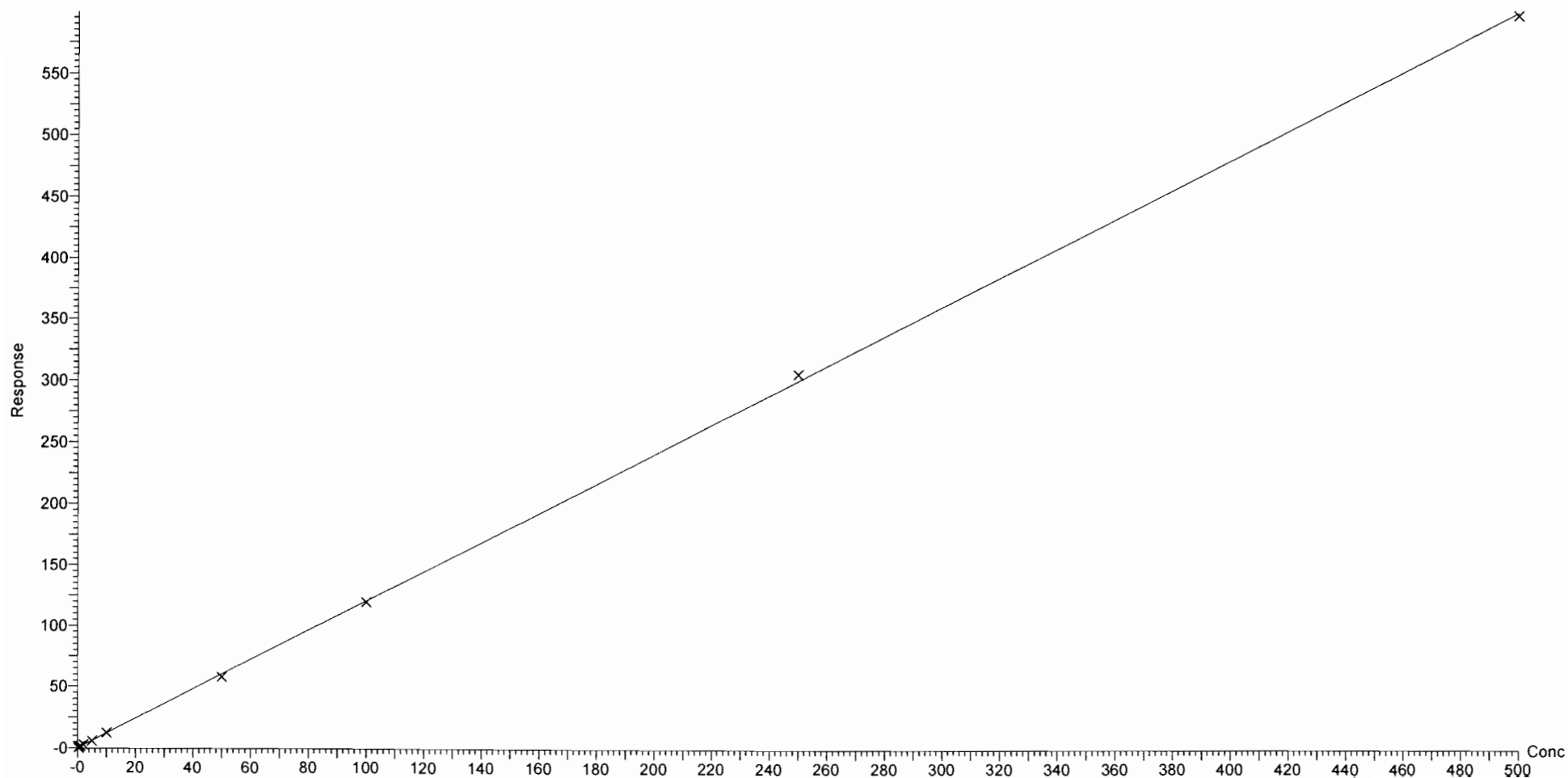
Compound name: PFOSA

Coefficient of Determination: $R^2 = 0.999669$

Calibration curve: $-1.57961e-005 * x^2 + 1.20622 * x + 0.034735$

Response type: Internal Std (Ref 46), Area * (IS Conc. / IS Area)

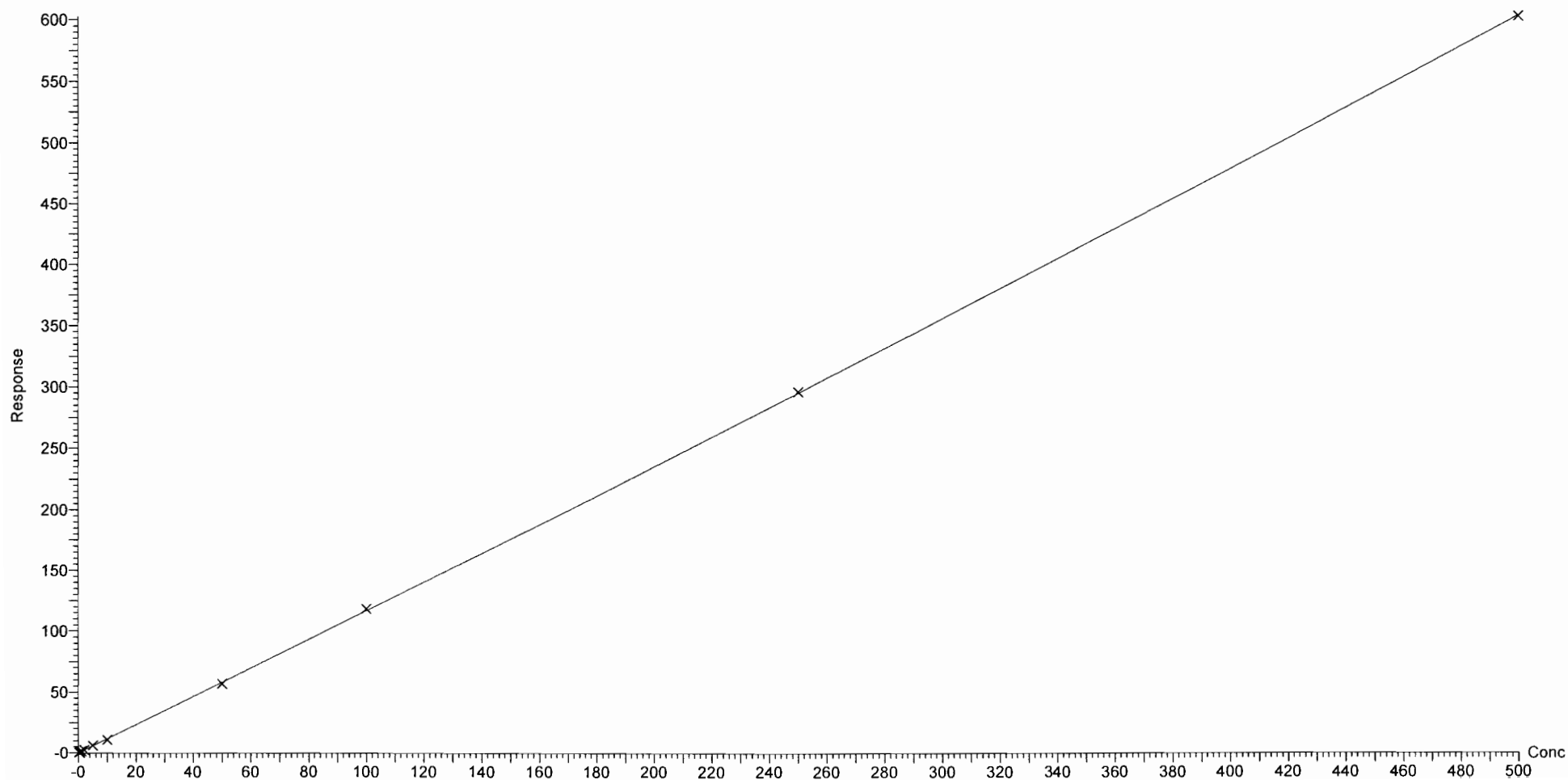
Curve type: 2nd Order, Origin: Include, Weighting: 1/x, Axis trans: None



Dataset: F:\Projects\PFAS.PRO\Results\181014M1\181014M1-CRV.qld

Last Altered: Sunday, October 14, 2018 19:12:54 Pacific Daylight Time
Printed: Monday, October 15, 2018 09:23:43 Pacific Daylight Time

Compound name: L-PFOS
Coefficient of Determination: $R^2 = 0.999878$
Calibration curve: $9.66945e-005 * x^2 + 1.15663 * x + 0.0124566$
Response type: Internal Std (Ref 47), Area * (IS Conc. / IS Area)
Curve type: 2nd Order, Origin: Include, Weighting: 1/x, Axis trans: None



Dataset: F:\Projects\PFAS.PRO\Results\181014M1\181014M1-CRV.qld

Last Altered: Sunday, October 14, 2018 19:12:54 Pacific Daylight Time

Printed: Monday, October 15, 2018 09:23:43 Pacific Daylight Time

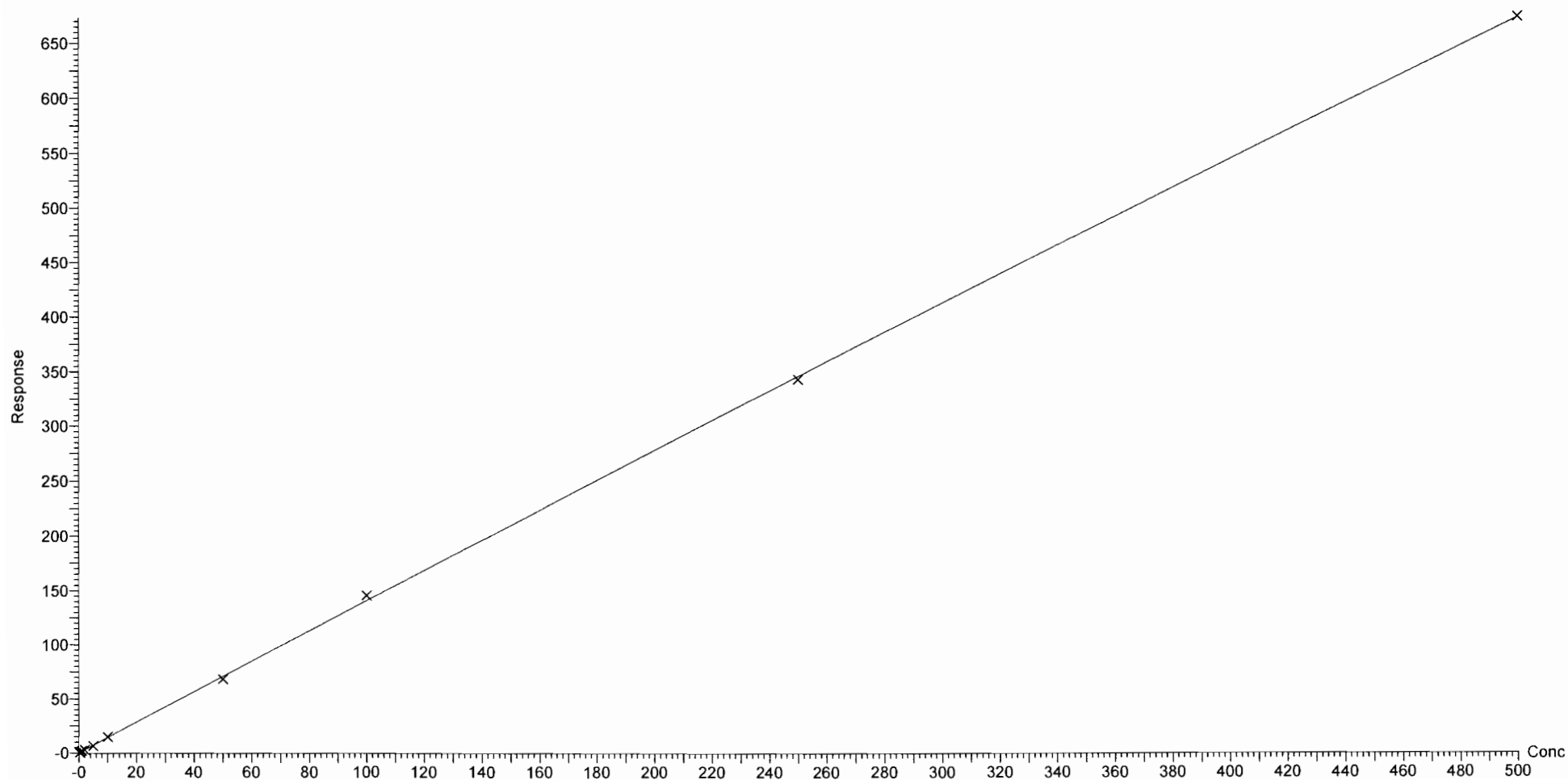
Compound name: PFDA

Coefficient of Determination: $R^2 = 0.999560$

Calibration curve: $-0.000156485 * x^2 + 1.42276 * x + 0.0643256$

Response type: Internal Std (Ref 48), Area * (IS Conc. / IS Area)

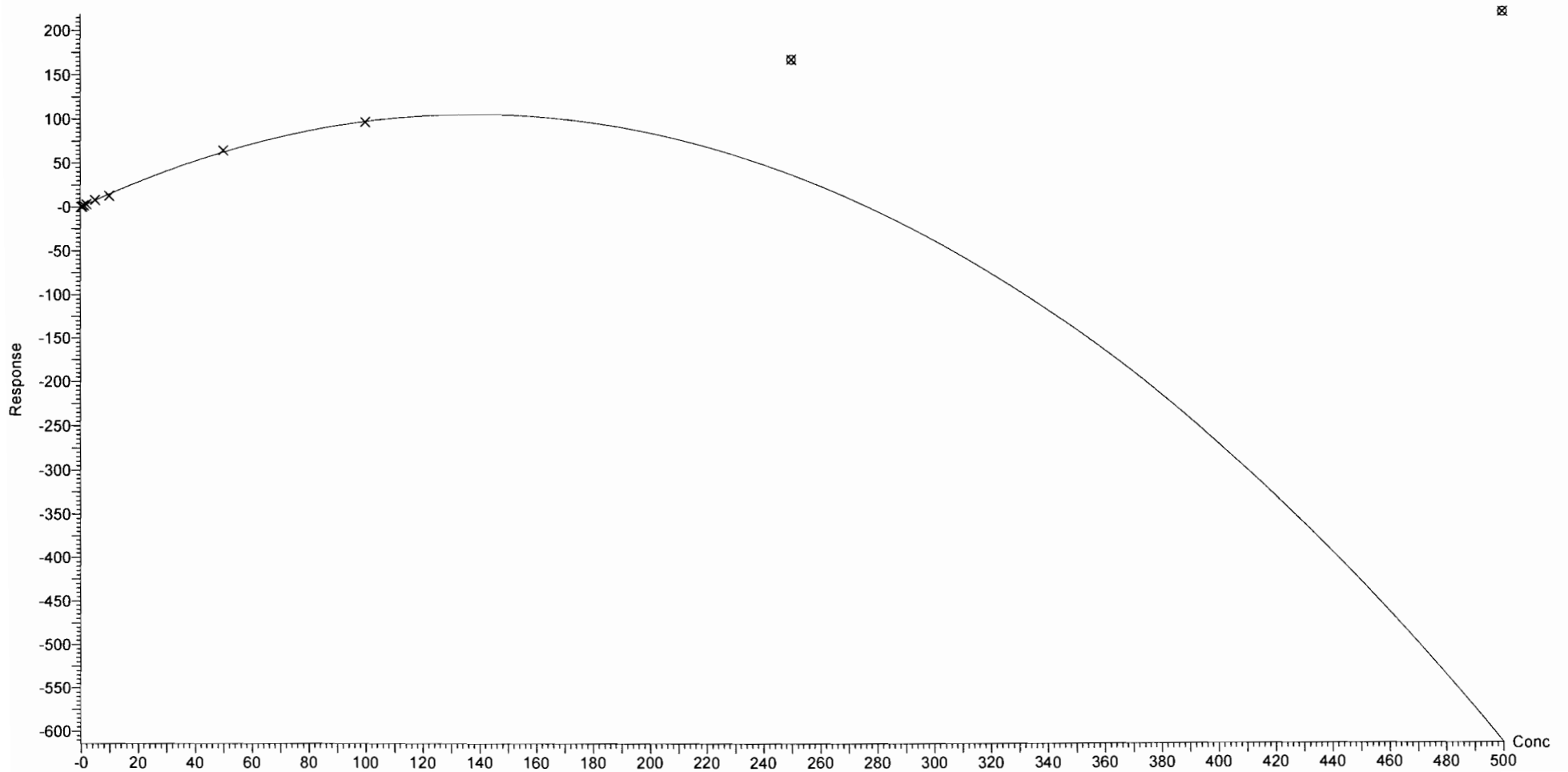
Curve type: 2nd Order, Origin: Include, Weighting: 1/x, Axis trans: None



Dataset: F:\Projects\PFAS.PRO\Results\181014M1\181014M1-CRV.qld

Last Altered: Sunday, October 14, 2018 19:12:54 Pacific Daylight Time
Printed: Monday, October 15, 2018 09:23:43 Pacific Daylight Time

Compound name: 8:2 FTS
Coefficient of Determination: $R^2 = 0.996744$
Calibration curve: $-0.00549191 * x^2 + 1.51846 * x + 0.0906988$
Response type: Internal Std (Ref 49), Area * (IS Conc. / IS Area)
Curve type: 2nd Order, Origin: Exclude, Weighting: 1/x, Axis trans: None



Dataset: F:\Projects\PFAS.PRO\Results\181014M1\181014M1-CRV.qld

Last Altered: Sunday, October 14, 2018 19:12:54 Pacific Daylight Time

Printed: Monday, October 15, 2018 09:23:43 Pacific Daylight Time

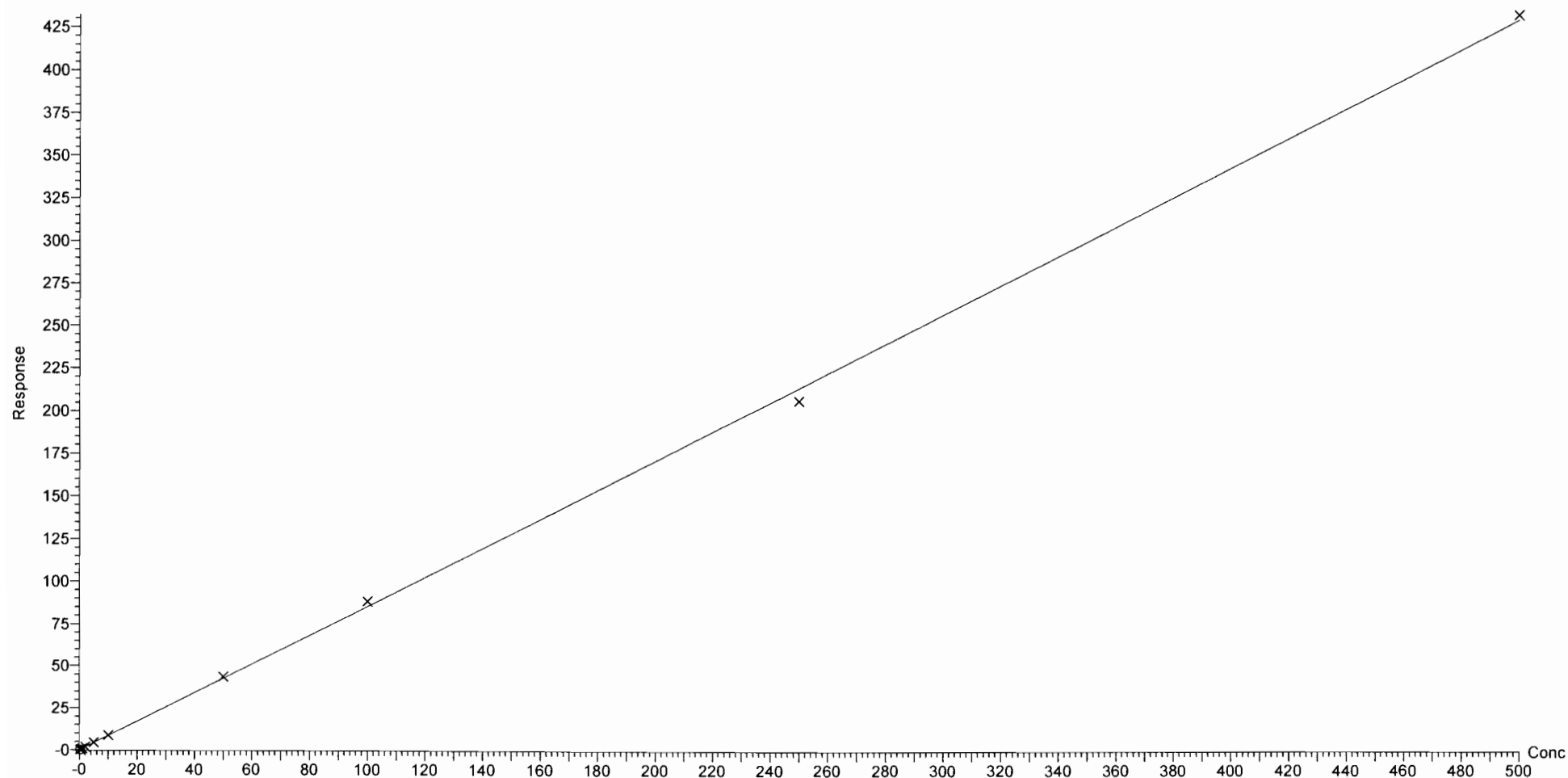
Compound name: PFNS

Coefficient of Determination: $R^2 = 0.999439$

Calibration curve: $1.2671e-005 * x^2 + 0.851608 * x + 0.0925443$

Response type: Internal Std (Ref 47), Area * (IS Conc. / IS Area)

Curve type: 2nd Order, Origin: Exclude, Weighting: 1/x, Axis trans: None



Dataset: F:\Projects\PFAS.PRO\Results\181014M1\181014M1-CRV.qld

Last Altered: Sunday, October 14, 2018 19:12:54 Pacific Daylight Time

Printed: Monday, October 15, 2018 09:23:43 Pacific Daylight Time

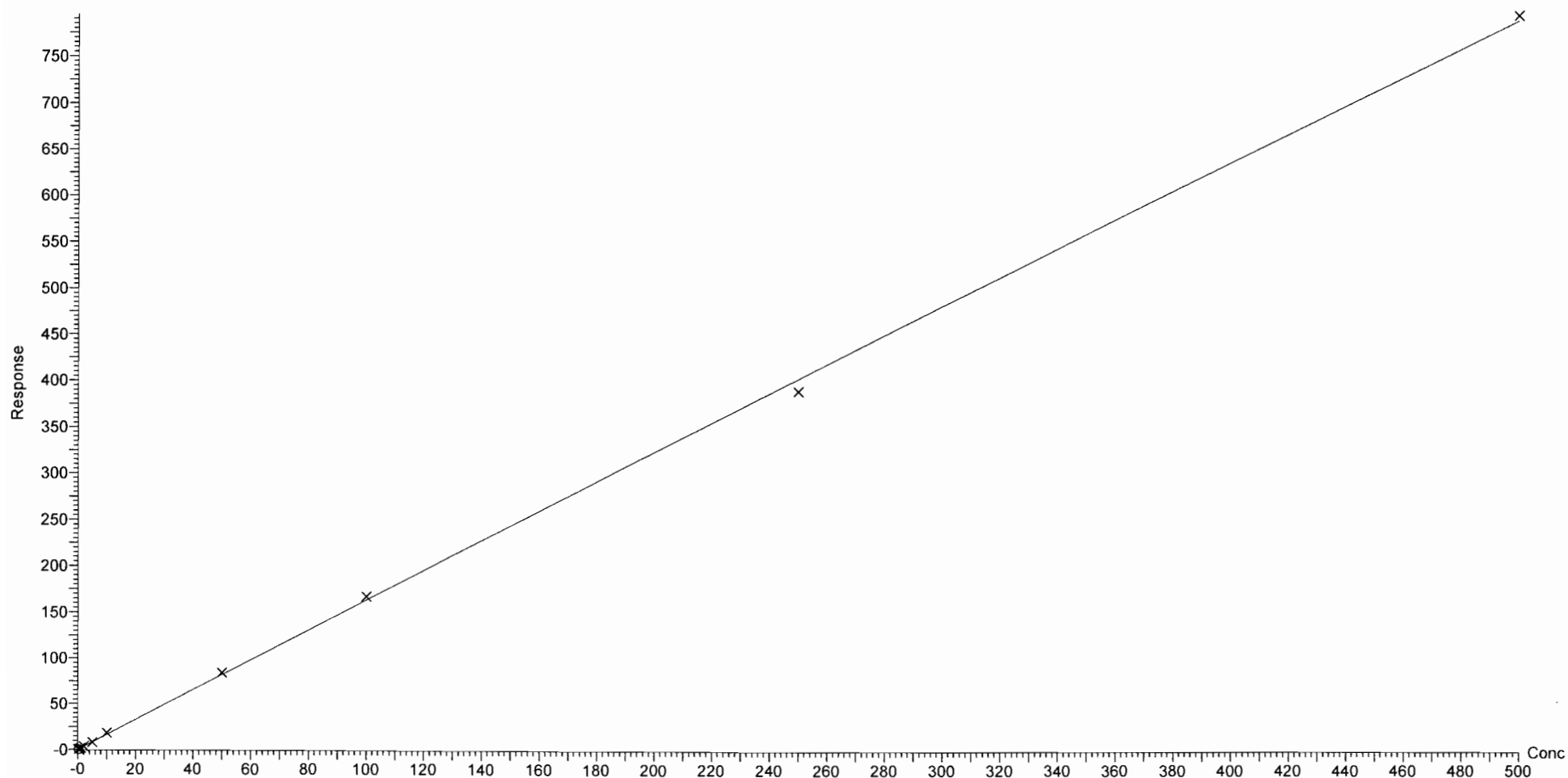
Compound name: L-MeFOSAA

Coefficient of Determination: $R^2 = 0.999346$

Calibration curve: $-0.000139642 * x^2 + 1.647 * x + 0.11966$

Response type: Internal Std (Ref 50), Area * (IS Conc. / IS Area)

Curve type: 2nd Order, Origin: Include, Weighting: 1/x, Axis trans: None



Dataset: F:\Projects\PFAS.PRO\Results\181014M1\181014M1-CRV.qld

Last Altered: Sunday, October 14, 2018 19:12:54 Pacific Daylight Time

Printed: Monday, October 15, 2018 09:23:43 Pacific Daylight Time

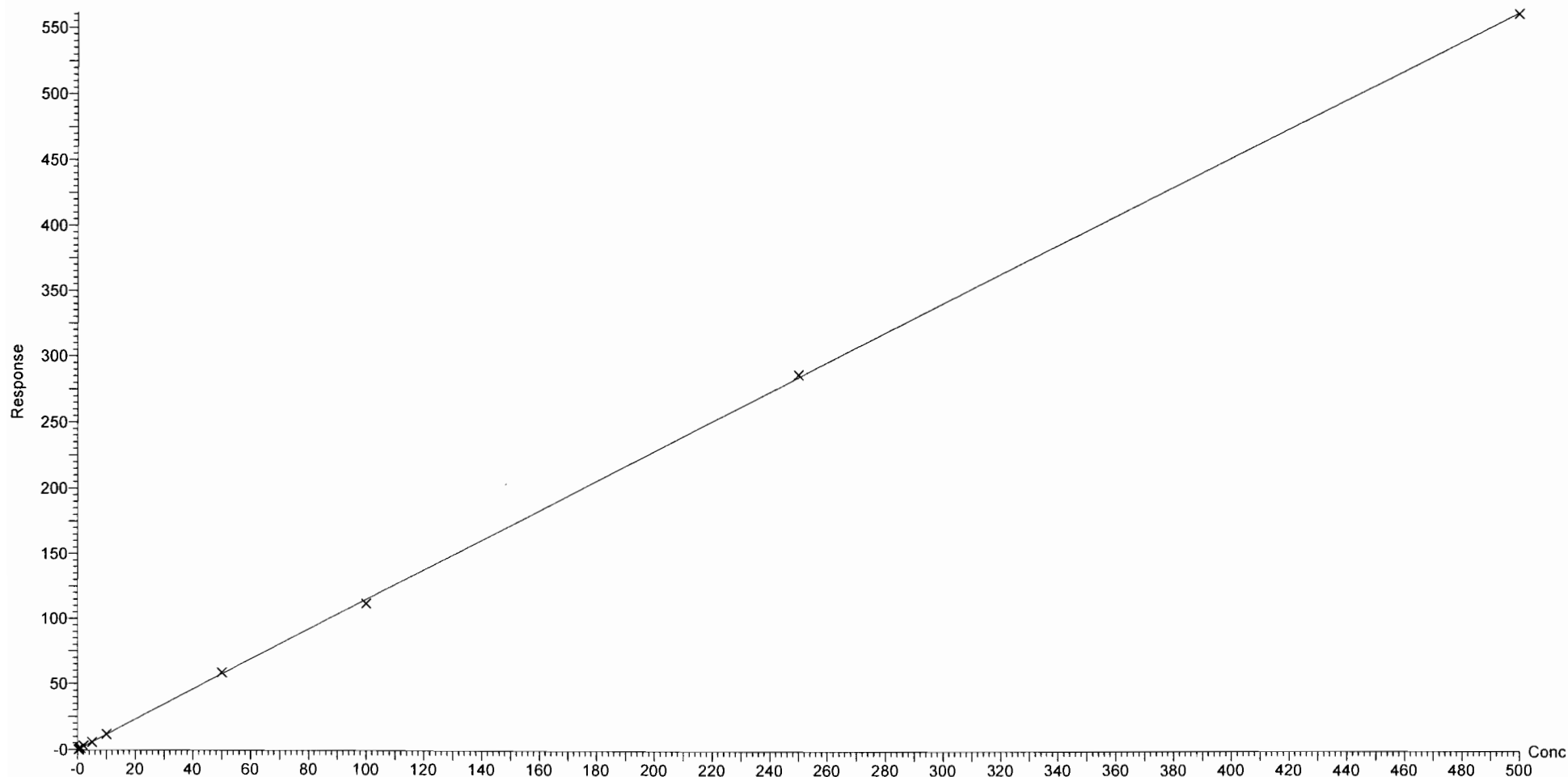
Compound name: L-EtFOSAA

Coefficient of Determination: $R^2 = 0.999661$

Calibration curve: $-6.9668e-005 * x^2 + 1.15723 * x + -0.0476227$

Response type: Internal Std (Ref 52), Area * (IS Conc. / IS Area)

Curve type: 2nd Order, Origin: Exclude, Weighting: 1/x, Axis trans: None



Dataset: F:\Projects\PFAS.PRO\Results\181014M1\181014M1-CRV.qld

Last Altered: Sunday, October 14, 2018 19:12:54 Pacific Daylight Time

Printed: Monday, October 15, 2018 09:32:14 Pacific Daylight Time

Method: F:\Projects\PFAS.PRO\MethDB\PFAS_FULL_80C_101418.mdb 14 Oct 2018 18:57:06

Calibration: F:\Projects\PFAS.PRO\CurveDB\C18_VAL-PFAS_Q4_10-14-18.cdb 14 Oct 2018 19:12:54

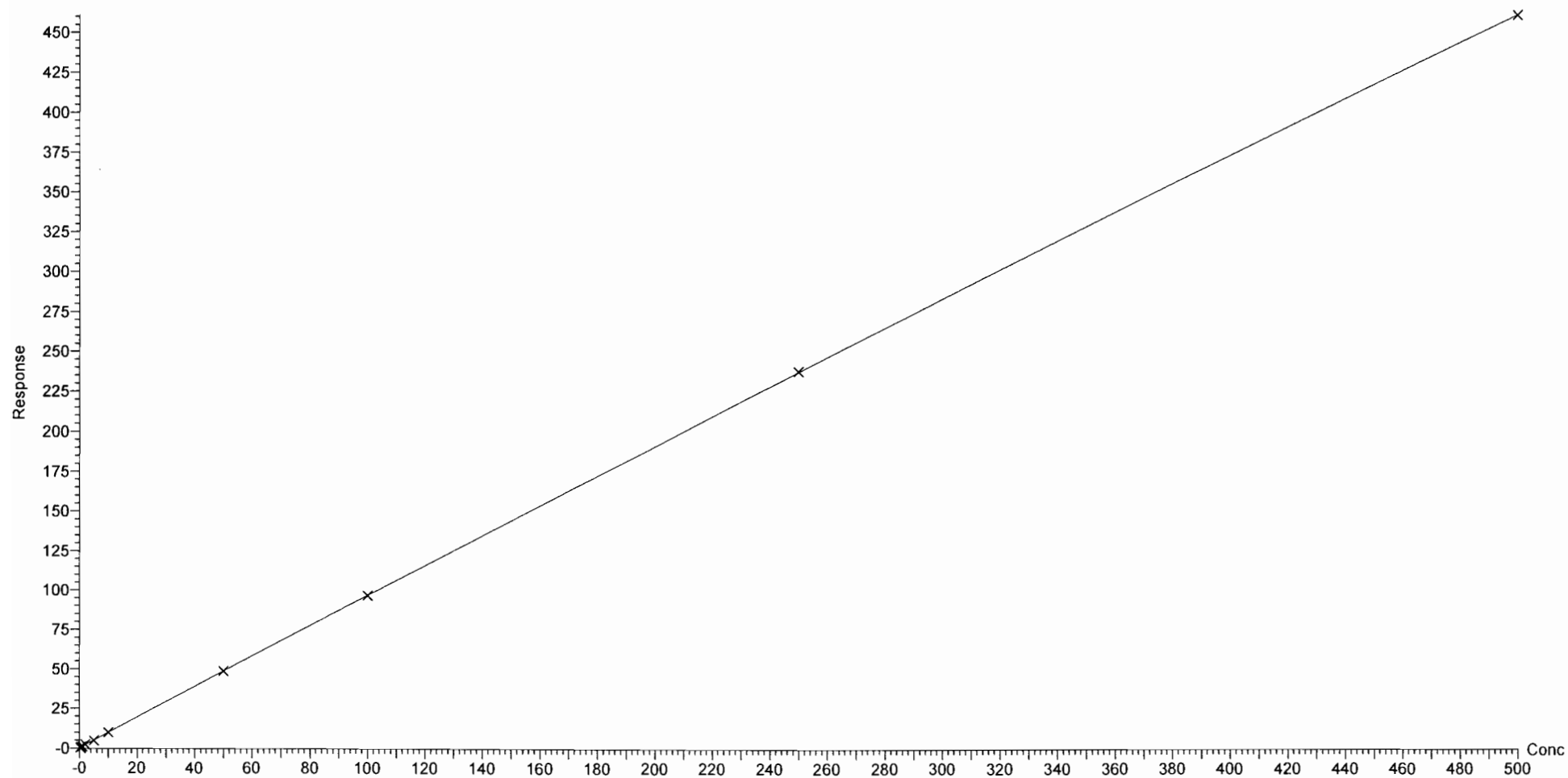
Compound name: PFUdA

Coefficient of Determination: $R^2 = 0.999953$

Calibration curve: $-0.000110396 * x^2 + 0.976593 * x + 0.134593$

Response type: Internal Std (Ref 51), Area * (IS Conc. / IS Area)

Curve type: 2nd Order, Origin: Exclude, Weighting: 1/x, Axis trans: None



Dataset: F:\Projects\PFAS.PRO\Results\181014M1\181014M1-CRV.qld

Last Altered: Sunday, October 14, 2018 19:12:54 Pacific Daylight Time

Printed: Monday, October 15, 2018 09:32:14 Pacific Daylight Time

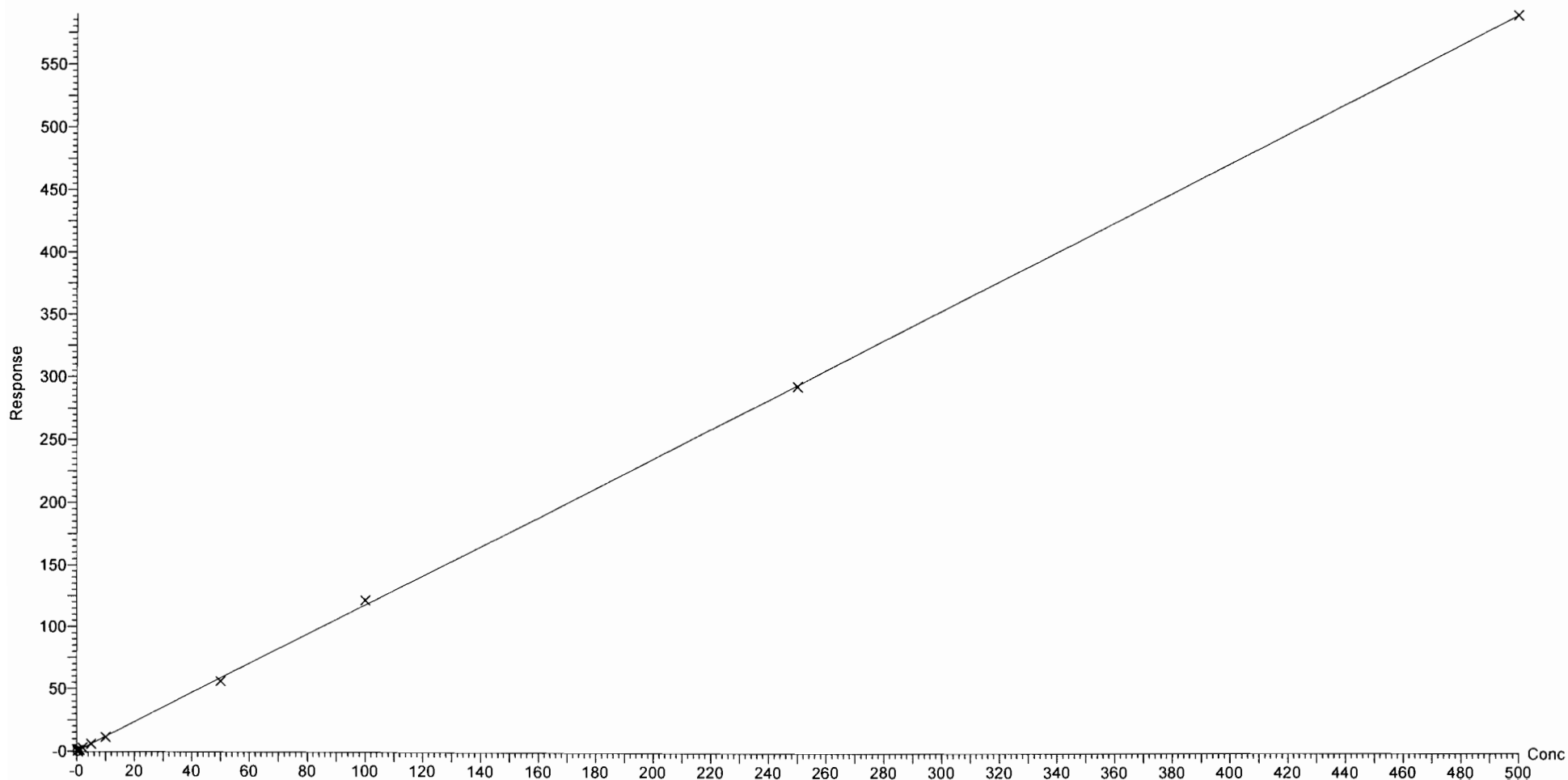
Compound name: PFDS

Coefficient of Determination: $R^2 = 0.999578$

Calibration curve: $2.03004e-006 * x^2 + 1.17774 * x + 0.07665$

Response type: Internal Std (Ref 47), Area * (IS Conc. / IS Area)

Curve type: 2nd Order, Origin: Exclude, Weighting: 1/x, Axis trans: None



Dataset: F:\Projects\PFAS.PRO\Results\181014M1\181014M1-CRV.qld

Last Altered: Sunday, October 14, 2018 19:12:54 Pacific Daylight Time

Printed: Monday, October 15, 2018 09:32:14 Pacific Daylight Time

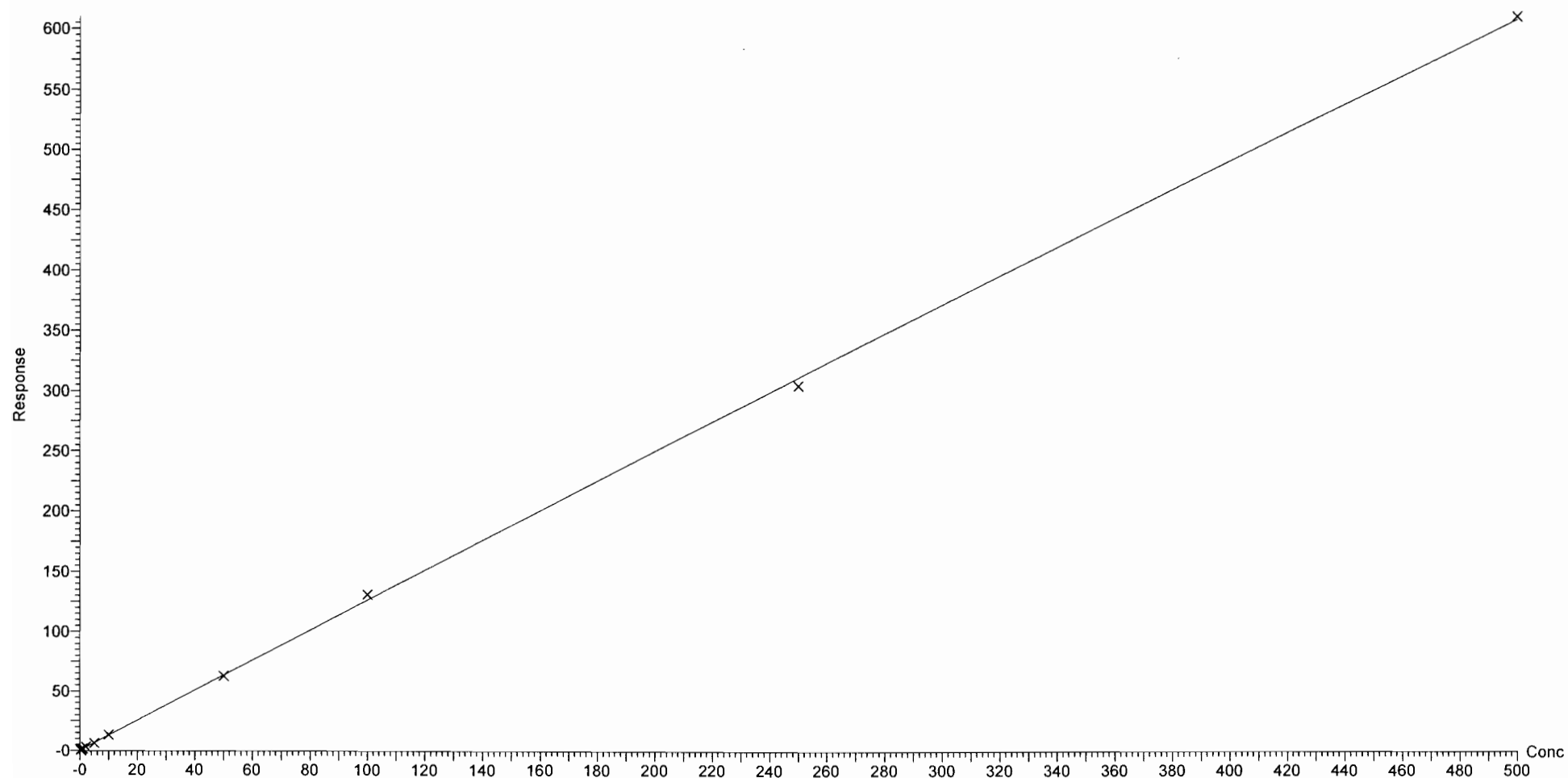
Compound name: PFD_oA

Coefficient of Determination: R² = 0.999617

Calibration curve: $-0.000120928 * x^2 + 1.2747 * x + 0.0898286$

Response type: Internal Std (Ref 53), Area * (IS Conc. / IS Area)

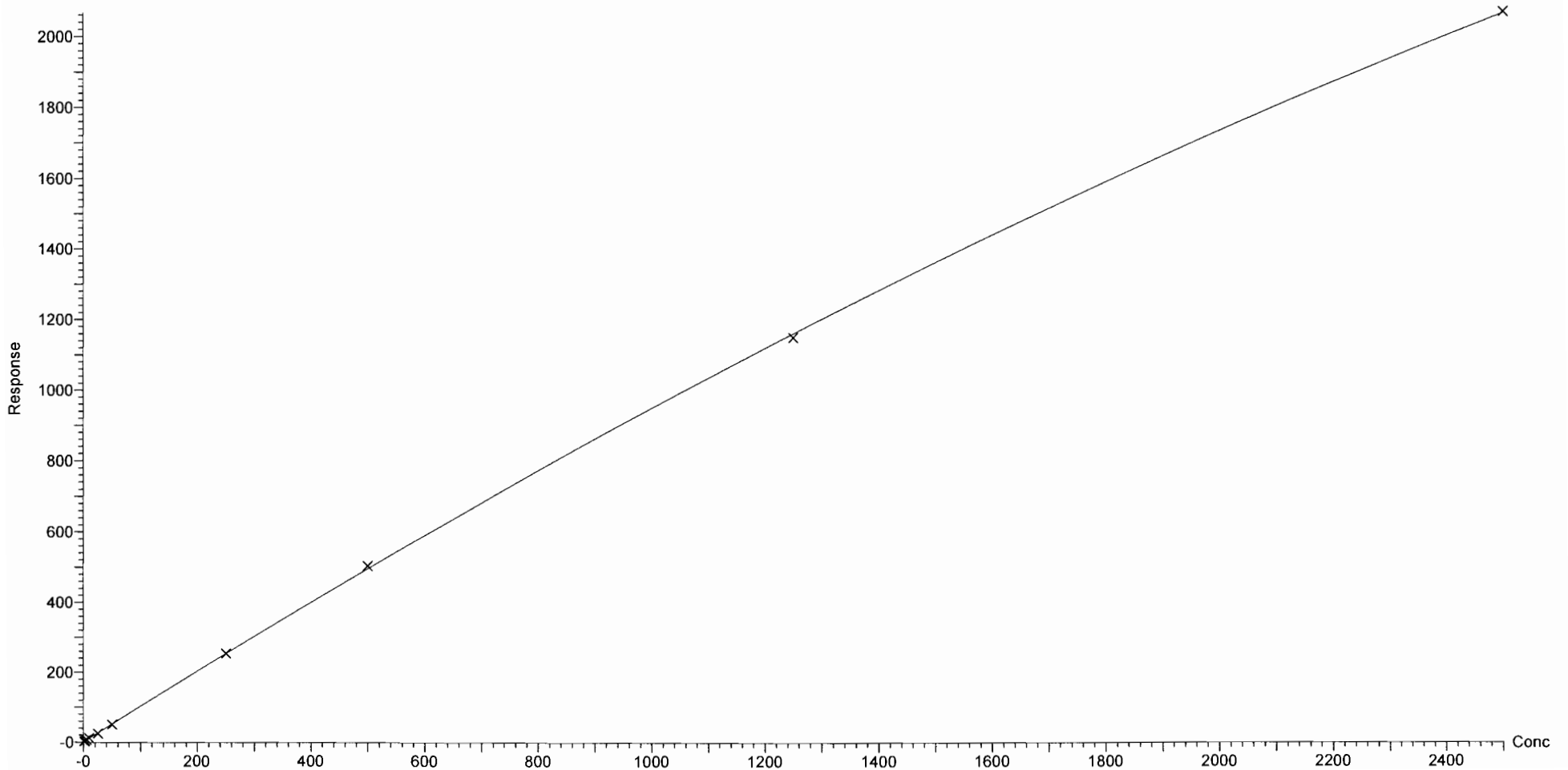
Curve type: 2nd Order, Origin: Exclude, Weighting: 1/x, Axis trans: None



Dataset: F:\Projects\PFAS.PRO\Results\181014M1\181014M1-CRV.qld

Last Altered: Sunday, October 14, 2018 19:12:54 Pacific Daylight Time
Printed: Monday, October 15, 2018 09:32:14 Pacific Daylight Time

Compound name: N-MeFOSA
Coefficient of Determination: $R^2 = 0.999783$
Calibration curve: $-8.23763e-005 * x^2 + 1.03077 * x + 0.450726$
Response type: Internal Std (Ref 54), Area * (IS Conc. / IS Area)
Curve type: 2nd Order, Origin: Include, Weighting: 1/x, Axis trans: None



Vista Analytical Laboratory Q1

Dataset: F:\Projects\PFAS.PRO\Results\181014M1\181014M1-CRV.qld

Last Altered: Sunday, October 14, 2018 19:12:54 Pacific Daylight Time

Printed: Monday, October 15, 2018 09:32:14 Pacific Daylight Time

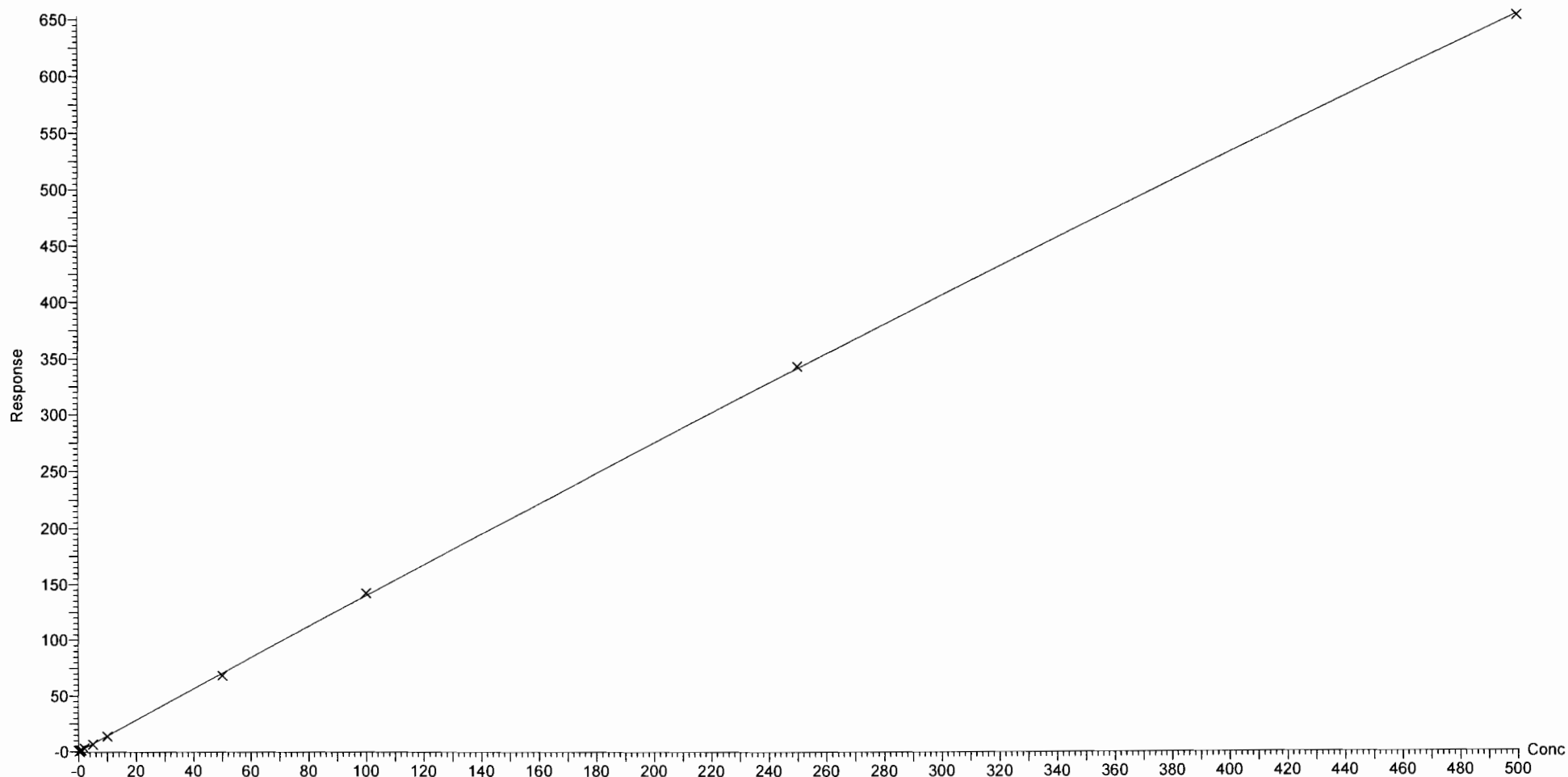
Compound name: PFTrDA

Coefficient of Determination: $R^2 = 0.999795$

Calibration curve: $-0.000229522 * x^2 + 1.42019 * x + 0.0488826$

Response type: Internal Std (Ref 53), Area * (IS Conc. / IS Area)

Curve type: 2nd Order, Origin: Exclude, Weighting: 1/x, Axis trans: None



Dataset: F:\Projects\PFAS.PRO\Results\181014M1\181014M1-CRV.qld

Last Altered: Sunday, October 14, 2018 19:12:54 Pacific Daylight Time

Printed: Monday, October 15, 2018 09:32:14 Pacific Daylight Time

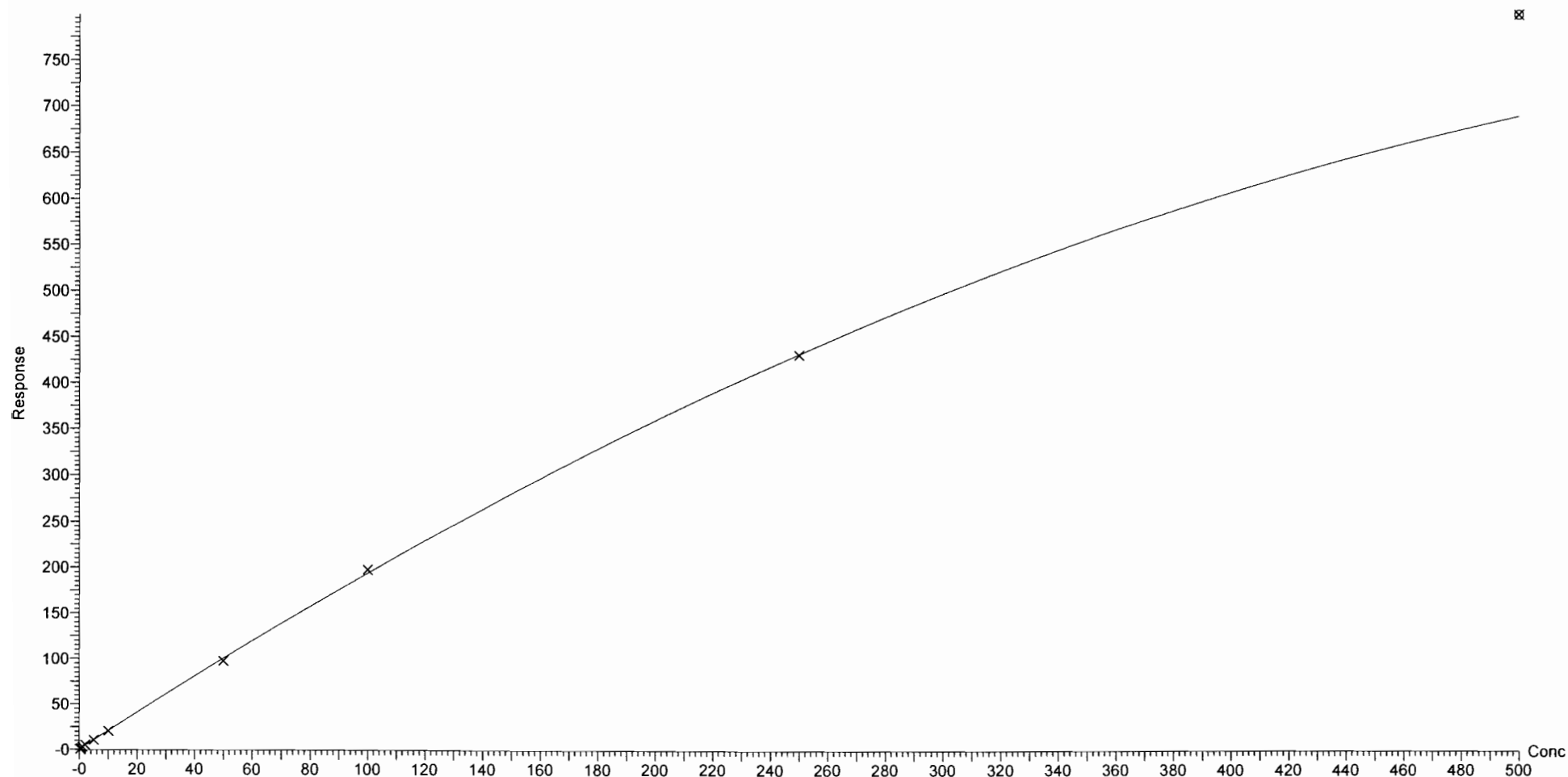
Compound name: PFTeDA

Coefficient of Determination: $R^2 = 0.999463$

Calibration curve: $-0.00139563 * x^2 + 2.07492 * x + 0.253946$

Response type: Internal Std (Ref 55), Area * (IS Conc. / IS Area)

Curve type: 2nd Order, Origin: Exclude, Weighting: 1/x, Axis trans: None



Dataset: F:\Projects\PFAS.PRO\Results\181014M1\181014M1-CRV.qld

Last Altered: Sunday, October 14, 2018 19:12:54 Pacific Daylight Time

Printed: Monday, October 15, 2018 09:32:14 Pacific Daylight Time

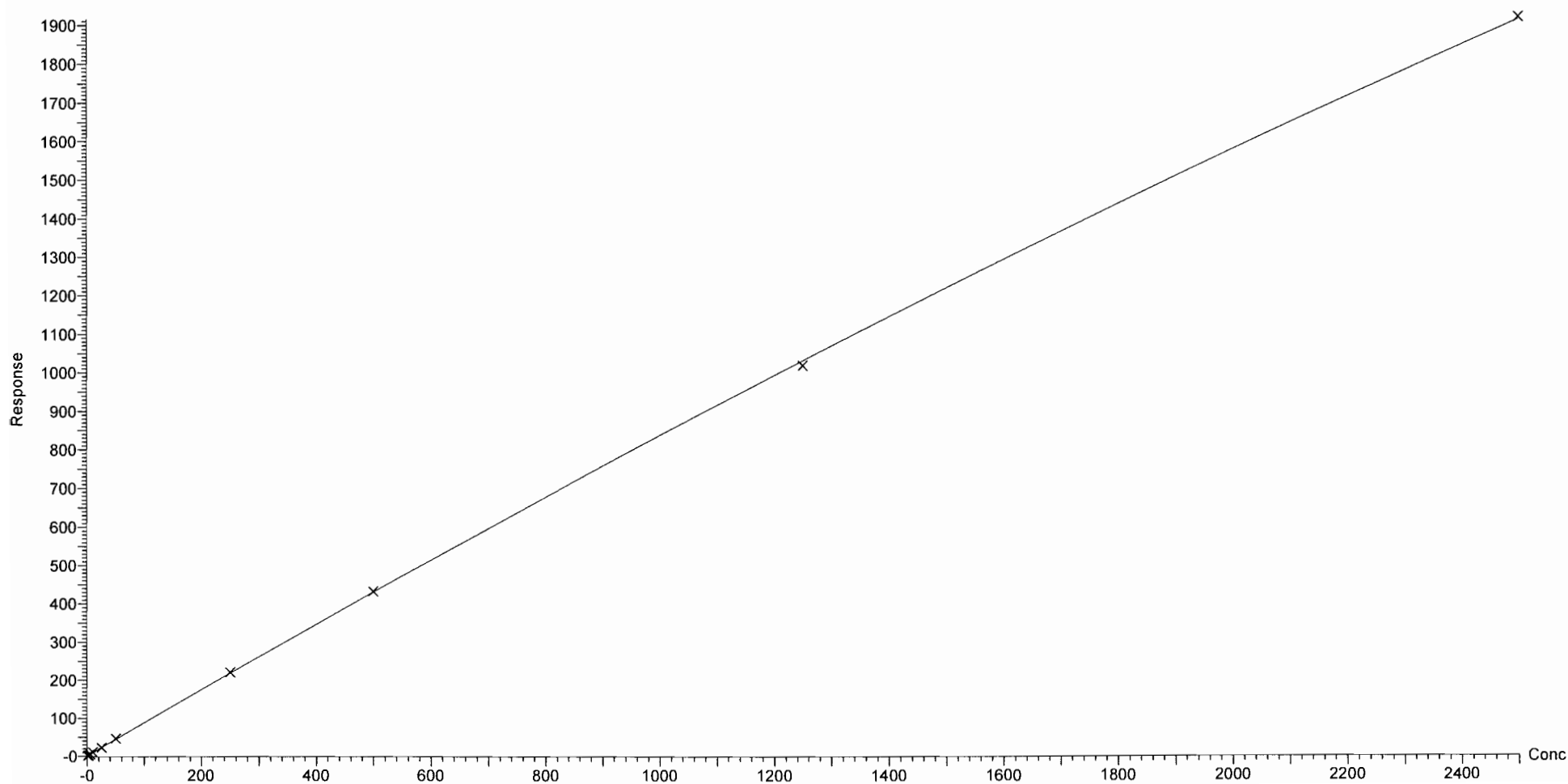
Compound name: N-EtFOSA

Coefficient of Determination: $R^2 = 0.999810$

Calibration curve: $-4.83622e-005 * x^2 + 0.884784 * x + 0.471665$

Response type: Internal Std (Ref 56), Area * (IS Conc. / IS Area)

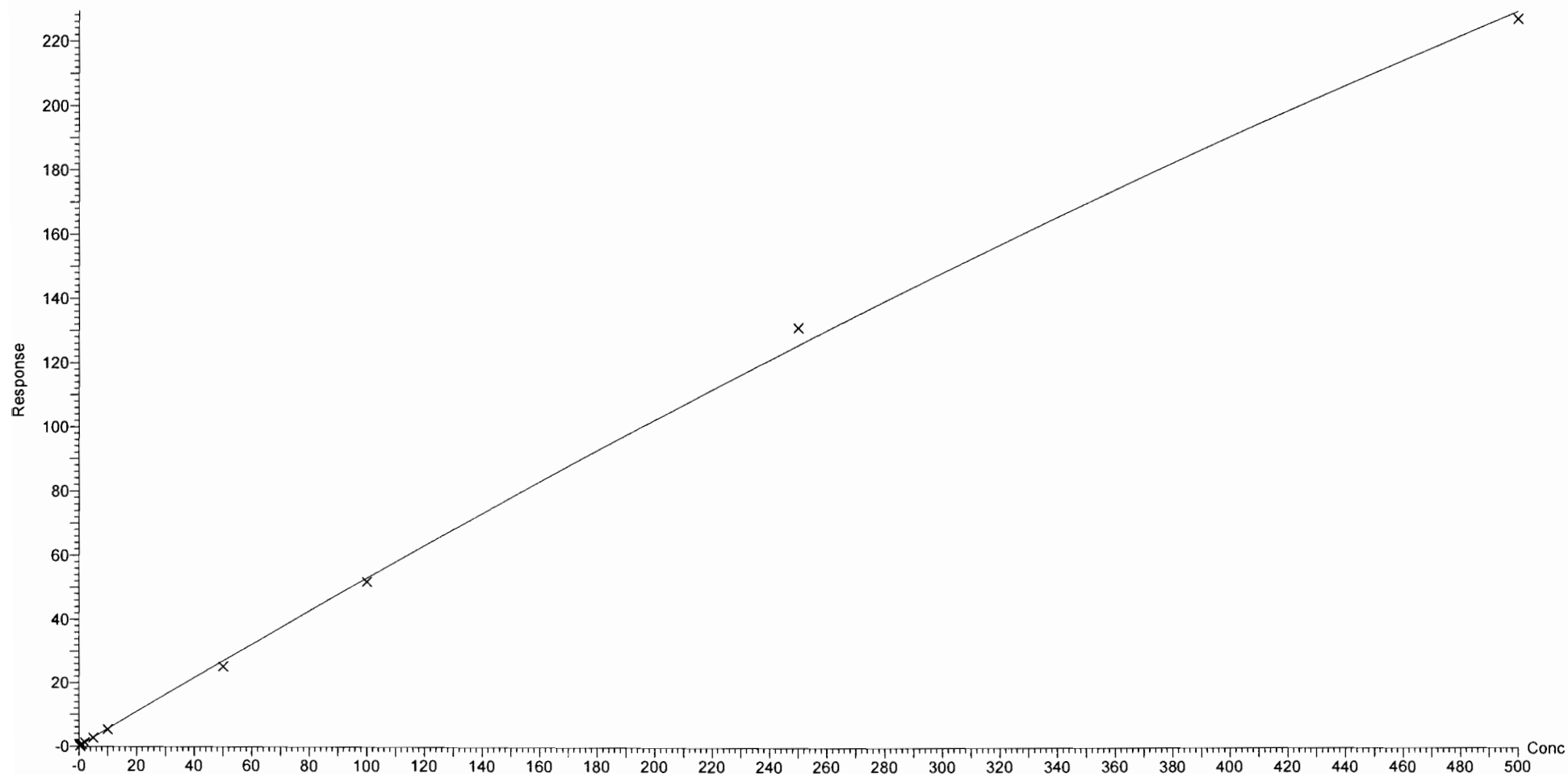
Curve type: 2nd Order, Origin: Exclude, Weighting: 1/x, Axis trans: None



Dataset: F:\Projects\PFAS.PRO\Results\181014M1\181014M1-CRV.qld

Last Altered: Sunday, October 14, 2018 19:12:54 Pacific Daylight Time
Printed: Monday, October 15, 2018 09:32:14 Pacific Daylight Time

Compound name: PFHxDA
Coefficient of Determination: $R^2 = 0.998991$
Calibration curve: $-0.000178841 * x^2 + 0.547689 * x + 0.044947$
Response type: Internal Std (Ref 57), Area * (IS Conc. / IS Area)
Curve type: 2nd Order, Origin: Exclude, Weighting: 1/x, Axis trans: None



Dataset: F:\Projects\PFAS.PRO\Results\181014M1\181014M1-CRV.qld

Last Altered: Sunday, October 14, 2018 19:12:54 Pacific Daylight Time

Printed: Monday, October 15, 2018 09:32:14 Pacific Daylight Time

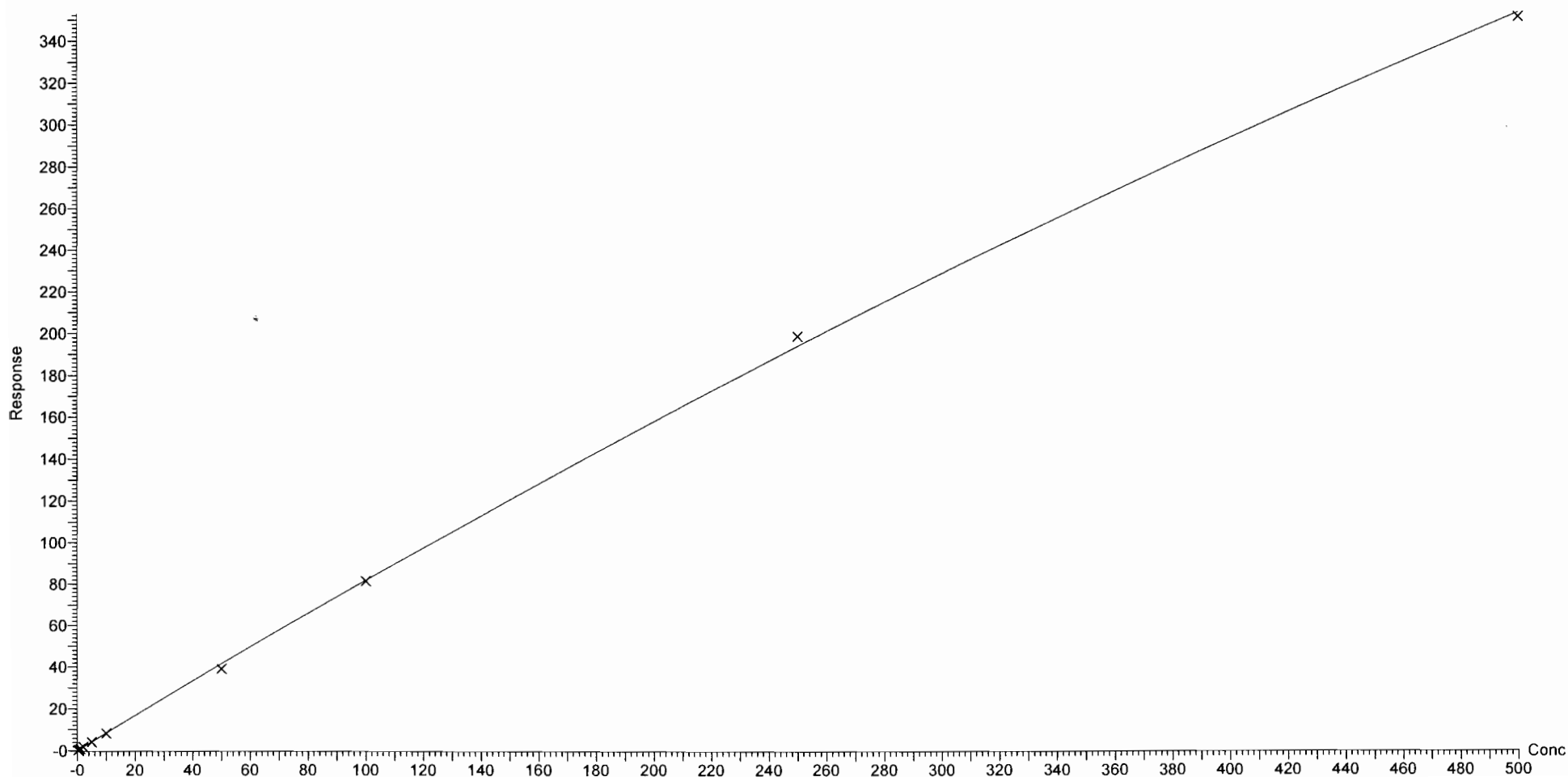
Compound name: PFODA

Coefficient of Determination: $R^2 = 0.999516$

Calibration curve: $-0.000282625 * x^2 + 0.846617 * x + 0.0413047$

Response type: Internal Std (Ref 57), Area * (IS Conc. / IS Area)

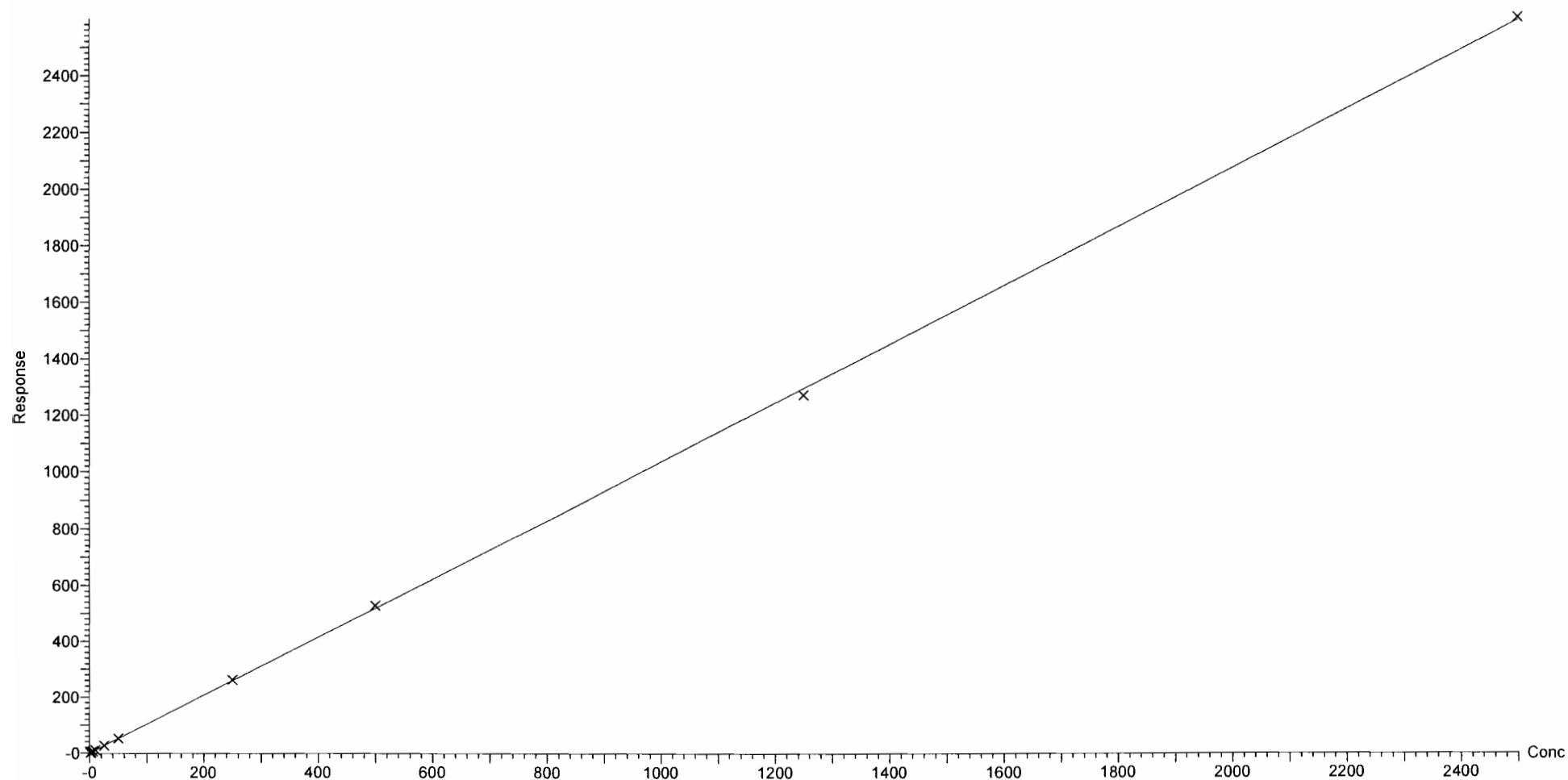
Curve type: 2nd Order, Origin: Include, Weighting: 1/x, Axis trans: None



Dataset: F:\Projects\PFAS.PRO\Results\181014M1\181014M1-CRV.qld

Last Altered: Sunday, October 14, 2018 19:12:54 Pacific Daylight Time
Printed: Monday, October 15, 2018 09:32:14 Pacific Daylight Time

Compound name: N-MeFOSE
Coefficient of Determination: $R^2 = 0.999819$
Calibration curve: $6.6351e-007 * x^2 + 1.0341 * x + 0.262575$
Response type: Internal Std (Ref 58), Area * (IS Conc. / IS Area)
Curve type: 2nd Order, Origin: Exclude, Weighting: 1/x, Axis trans: None



Dataset: F:\Projects\PFAS.PRO\Results\181014M1\181014M1-CRV.qld

Last Altered: Sunday, October 14, 2018 19:12:54 Pacific Daylight Time

Printed: Monday, October 15, 2018 09:32:14 Pacific Daylight Time

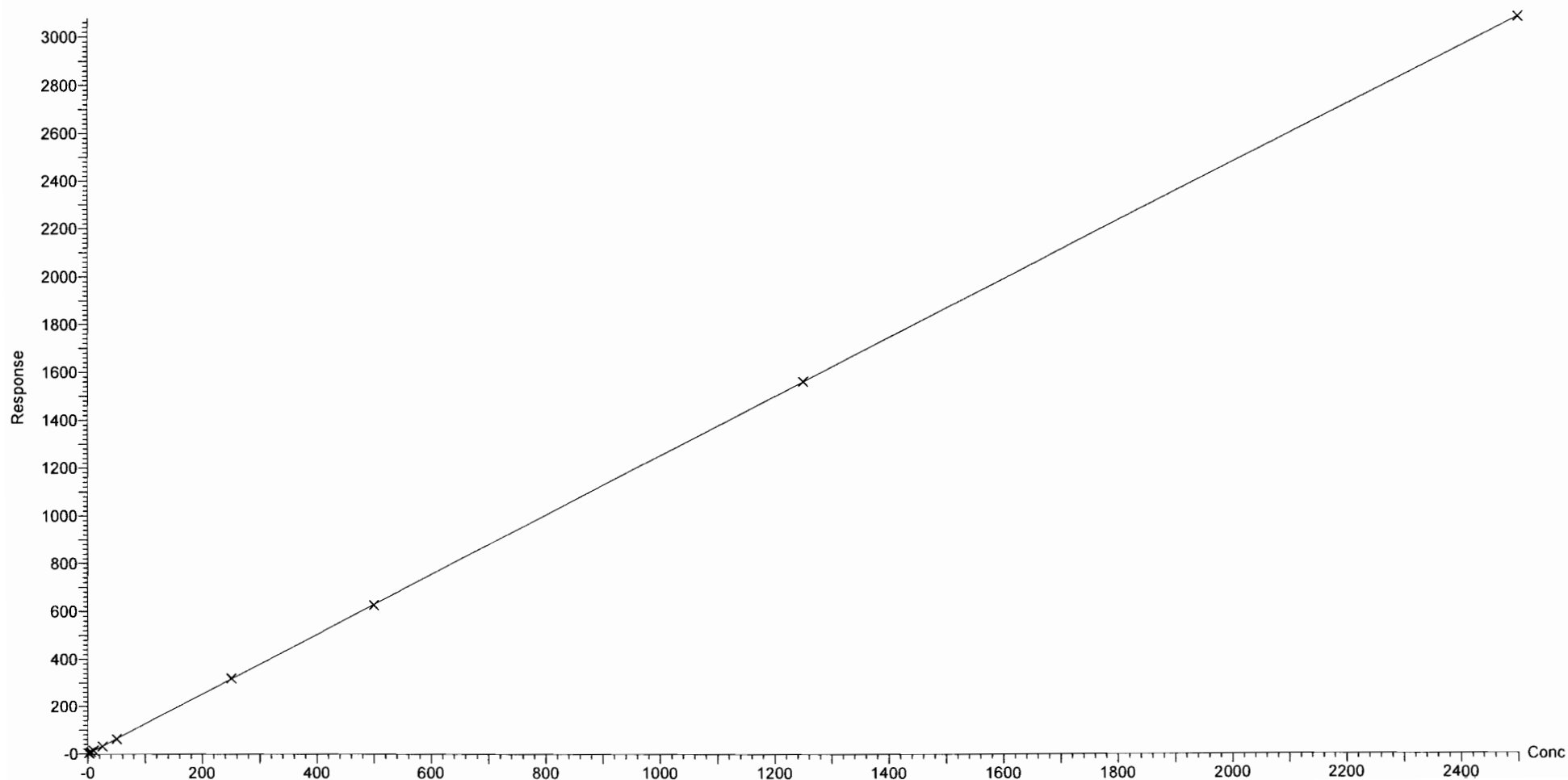
Compound name: N-EtFOSE

Coefficient of Determination: $R^2 = 0.999949$

Calibration curve: $-1.37084e-005 * x^2 + 1.26452 * x + 0.501727$

Response type: Internal Std (Ref 59), Area * (IS Conc. / IS Area)

Curve type: 2nd Order, Origin: Exclude, Weighting: 1/x, Axis trans: None



Dataset: F:\Projects\PFAS.PRO\Results\181014M1\181014M1-CRV.qld

Last Altered: Sunday, October 14, 2018 18:57:08 Pacific Daylight Time

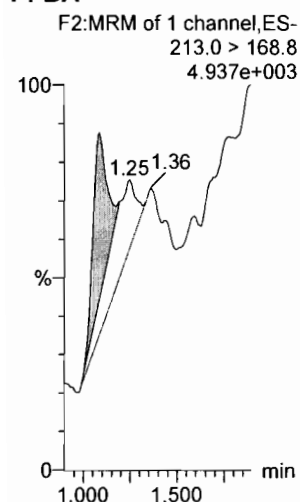
Printed: Sunday, October 14, 2018 18:57:28 Pacific Daylight Time

Method: F:\Projects\PFAS.PRO\MethDB\PFAS_FULL_80C_101418.mdb 14 Oct 2018 18:57:06

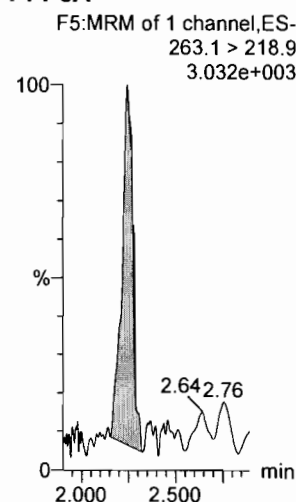
Calibration: 14 Oct 2018 18:57:07

Name: 181014M1_3, Date: 14-Oct-2018, Time: 14:40:50, ID: ST181014M1-1 PFC CS-2 18J0801, Description: PFC CS-2 18J0801

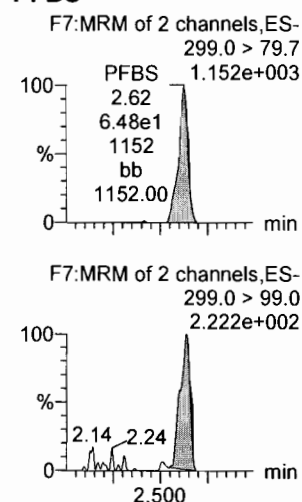
PFBA



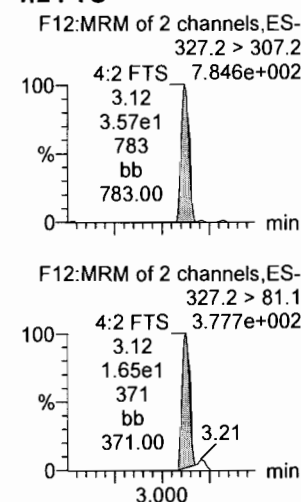
PFPeA



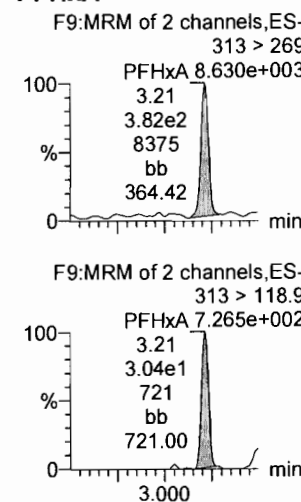
PFBS



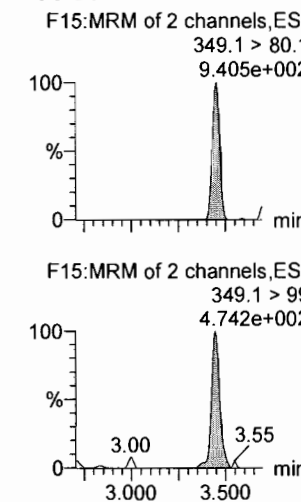
4:2 FTS



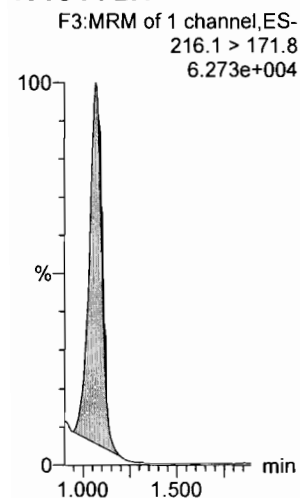
PFHxA



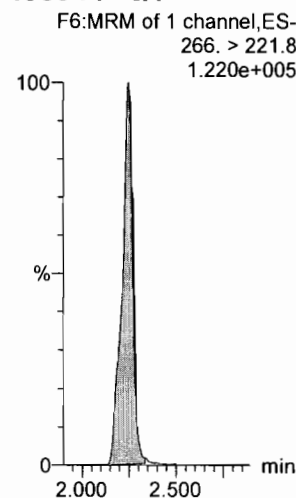
PFPeS



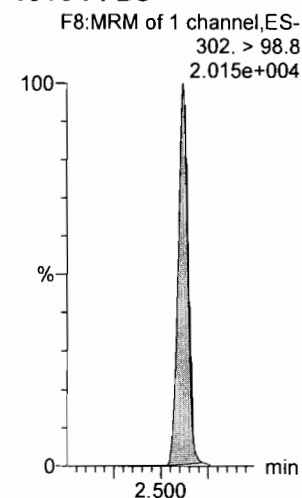
13C3-PFBA



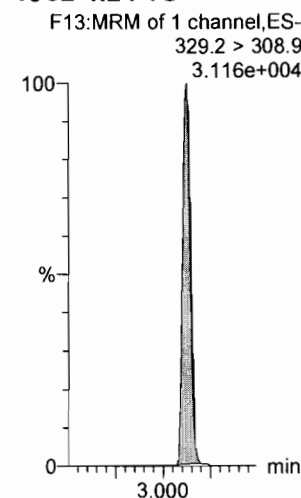
13C3-PFPeA



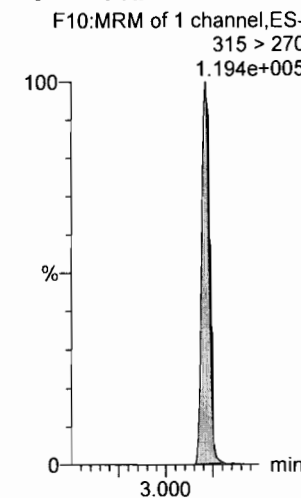
13C3-PFBS



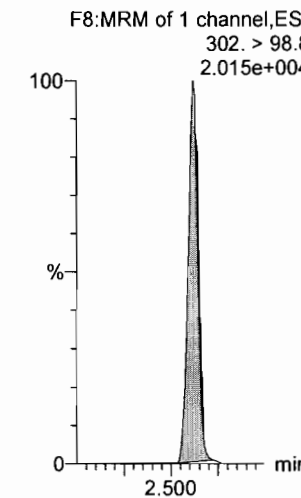
13C2-4:2 FTS



13C2-PFHxA



13C3-PFPeS



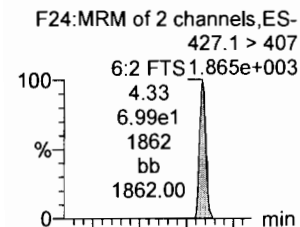
Dataset: F:\Projects\PFAS.PRO\Results\181014M1\181014M1-CRV.qld

Last Altered: Sunday, October 14, 2018 18:57:08 Pacific Daylight Time

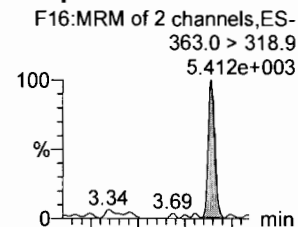
Printed: Sunday, October 14, 2018 18:57:28 Pacific Daylight Time

Name: 181014M1_3, Date: 14-Oct-2018, Time: 14:40:50, ID: ST181014M1-1 PFC CS-2 18J0801, Description: PFC CS-2 18J0801

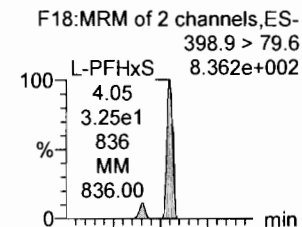
6:2 FTS



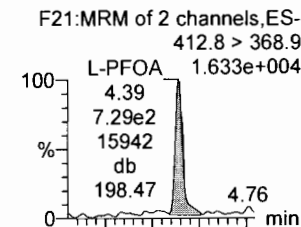
PFHpA



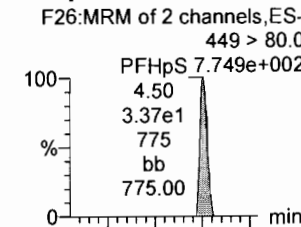
L-PFHxS



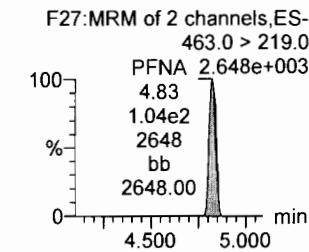
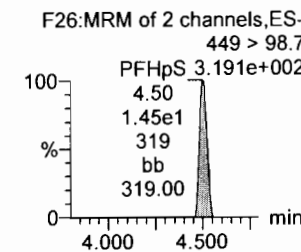
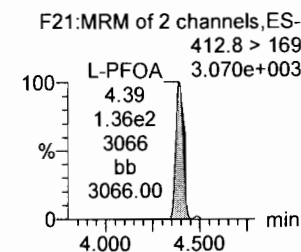
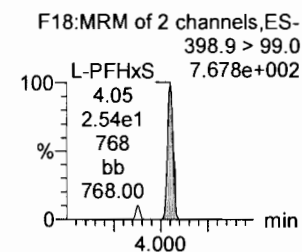
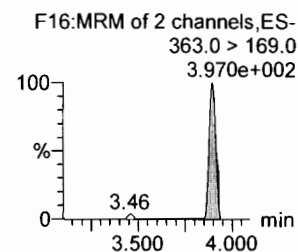
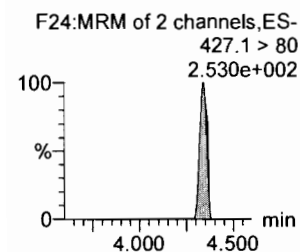
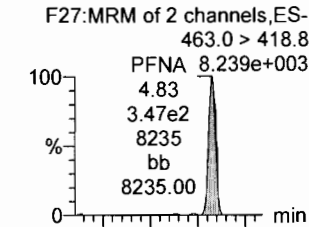
L-PFOA



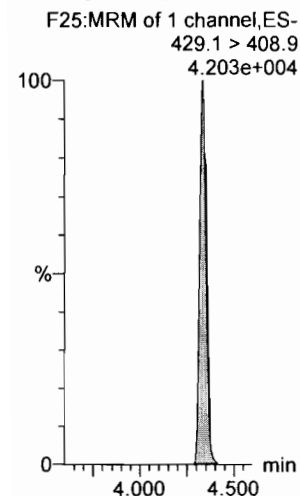
PFHpS



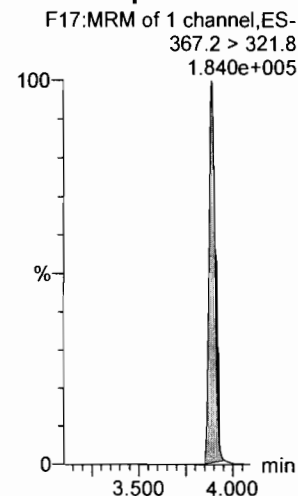
PFNA



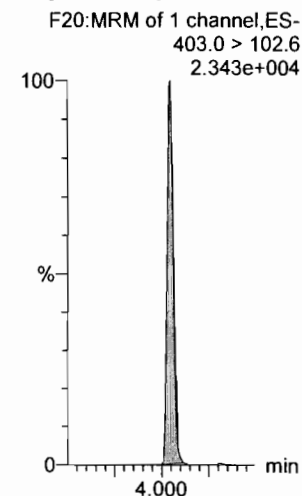
13C2-6:2 FTS



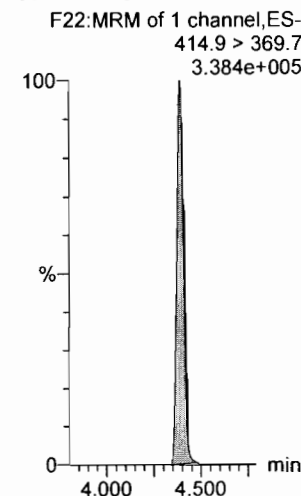
13C4-PFHpA



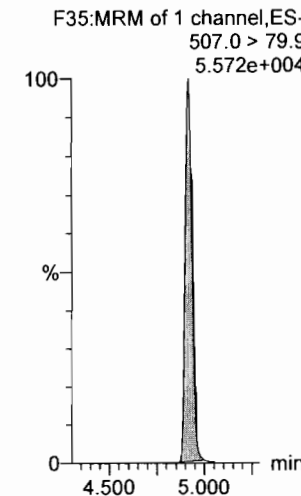
18O2-PFHxS



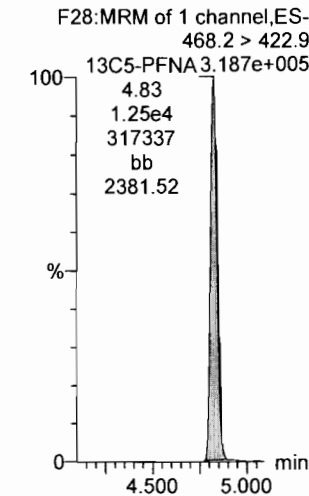
13C2-PFOA



13C8-PFOS



13C5-PFNA

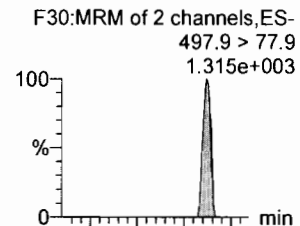


Dataset: F:\Projects\PFAS.PRO\Results\181014M1\181014M1-CRV.qld

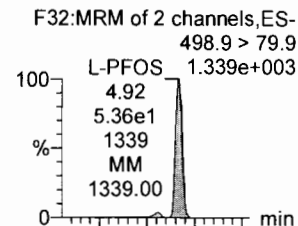
Last Altered: Sunday, October 14, 2018 18:57:08 Pacific Daylight Time
Printed: Sunday, October 14, 2018 18:57:28 Pacific Daylight Time

Name: 181014M1_3, Date: 14-Oct-2018, Time: 14:40:50, ID: ST181014M1-1 PFC CS-2 18J0801, Description: PFC CS-2 18J0801

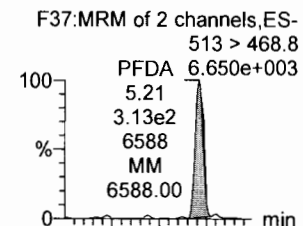
PFOSA



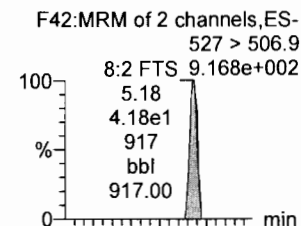
L-PFOS



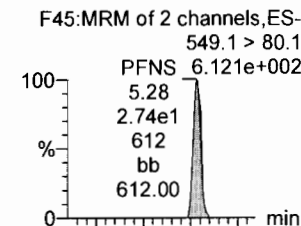
PFDA



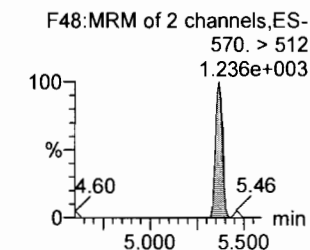
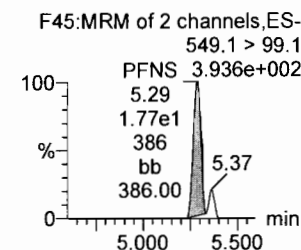
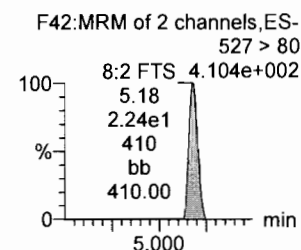
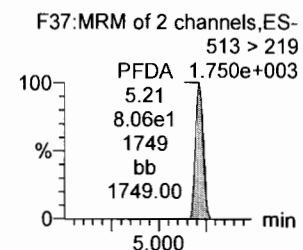
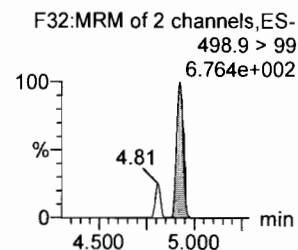
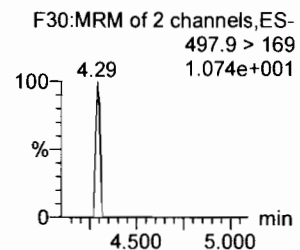
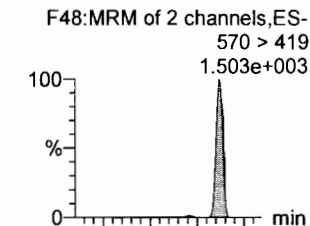
8:2 FTS



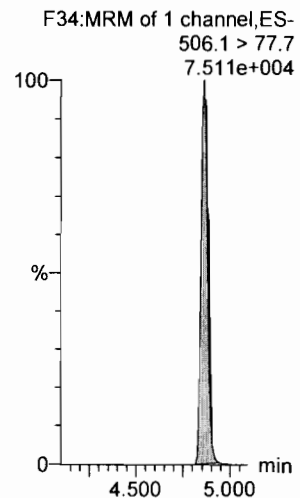
PFNS



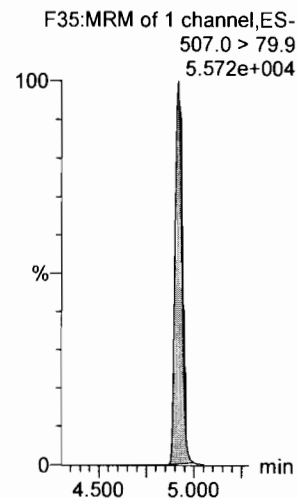
L-MeFOSAA



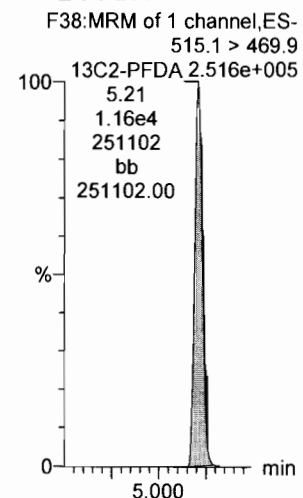
13C8-PFOSA



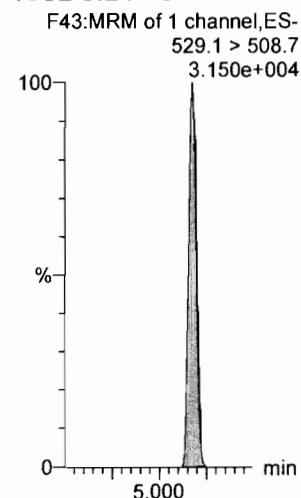
13C8-PFOS



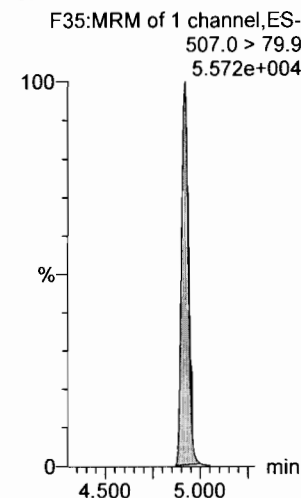
13C2-PFDA



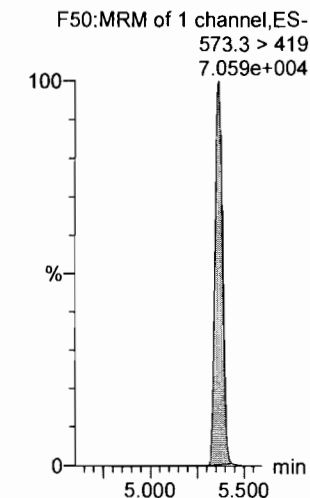
13C2-8:2 FTS



13C8-PFOS



d3-N-MeFOSAA

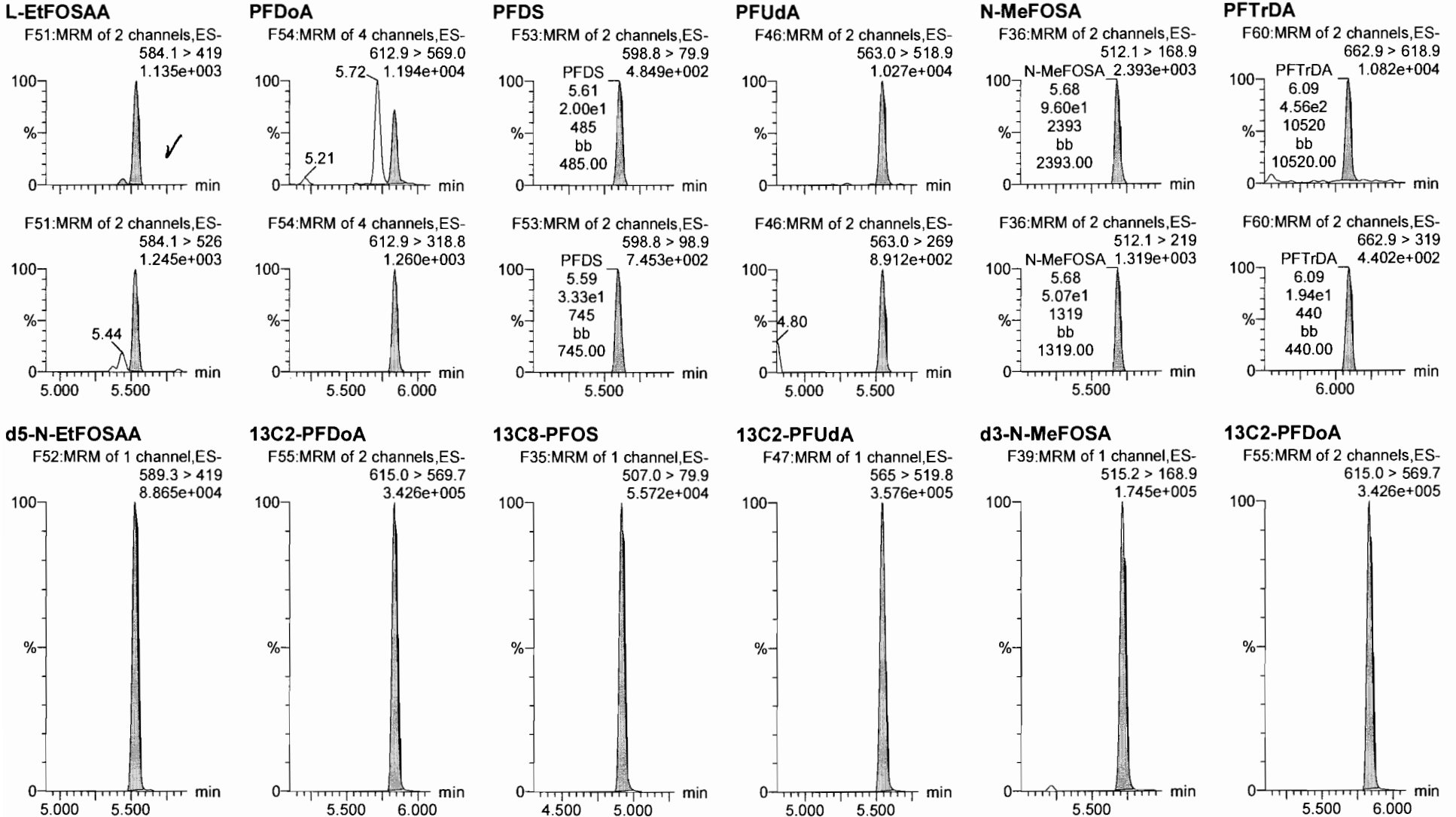


Dataset: F:\Projects\PFAS.PRO\Results\181014M1\181014M1-CRV.qld

Last Altered: Sunday, October 14, 2018 18:57:08 Pacific Daylight Time

Printed: Sunday, October 14, 2018 18:57:28 Pacific Daylight Time

Name: 181014M1_3, Date: 14-Oct-2018, Time: 14:40:50, ID: ST181014M1-1 PFC CS-2 18J0801, Description: PFC CS-2 18J0801



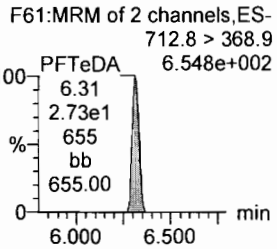
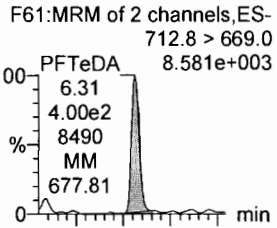
Dataset: F:\Projects\PFAS.PRO\Results\181014M1\181014M1-CRV.qld

Last Altered: Sunday, October 14, 2018 18:57:08 Pacific Daylight Time

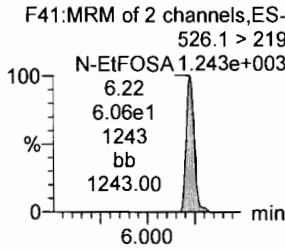
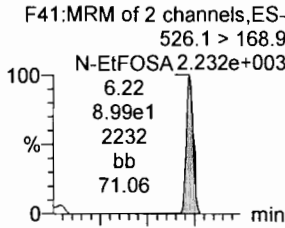
Printed: Sunday, October 14, 2018 18:57:28 Pacific Daylight Time

Name: 181014M1_3, Date: 14-Oct-2018, Time: 14:40:50, ID: ST181014M1-1 PFC CS-2 18J0801, Description: PFC CS-2 18J0801

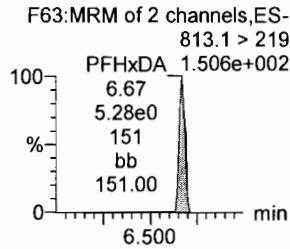
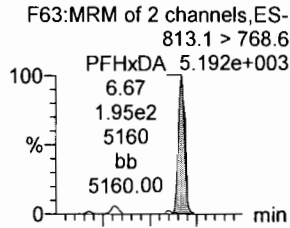
PFTeDA



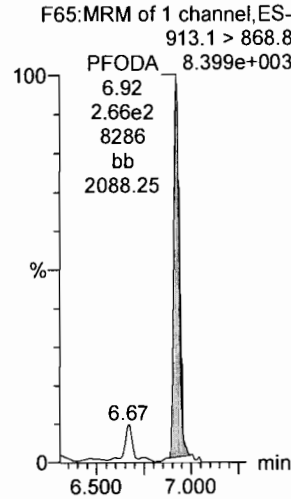
N-EtFOFA



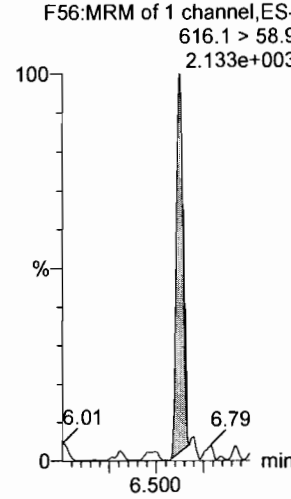
PFHxDA



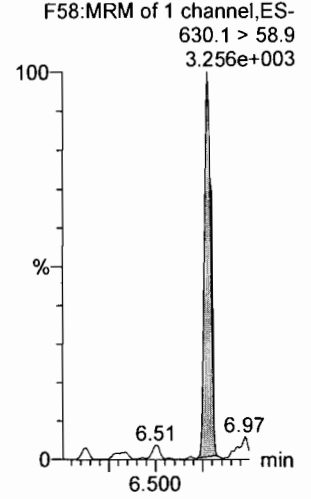
PFODA



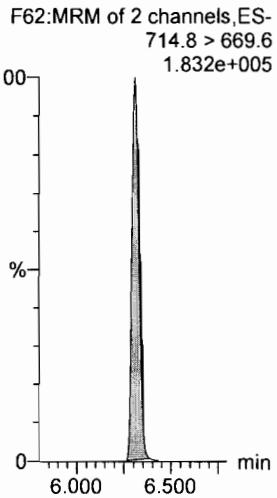
N-MeFOSE



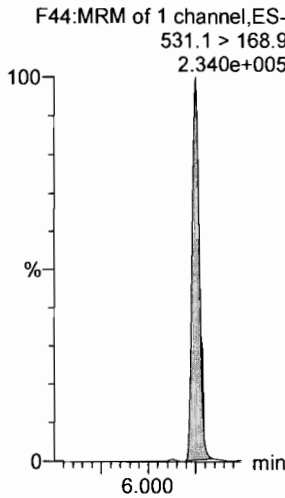
N-EtFOSE



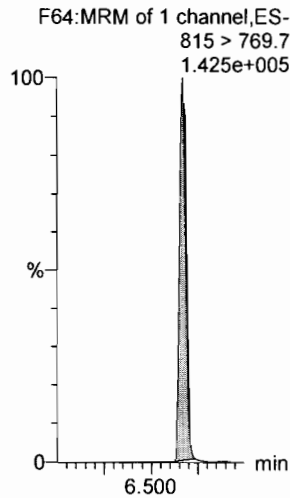
13C2-PFTeDA



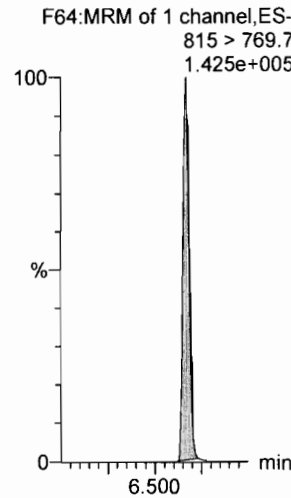
d5-N-ETFOFA



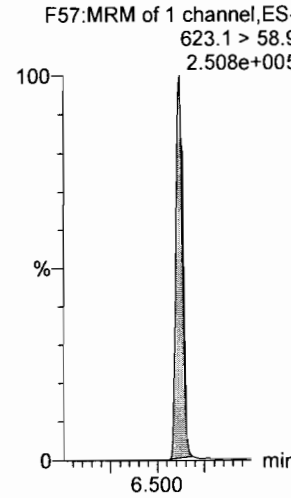
13C2-PFHxDA



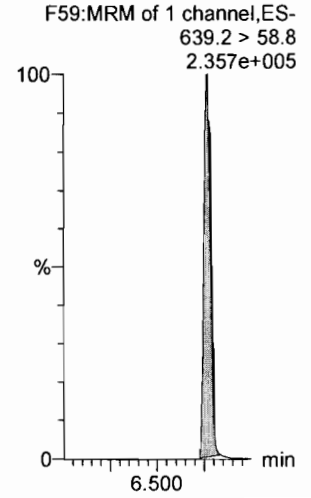
13C2-PFHxDA



d7-N-MeFOSE



d9-N-EtFOSE



Dataset: F:\Projects\PFAS.PRO\Results\181014M1\181014M1-CRV.qld

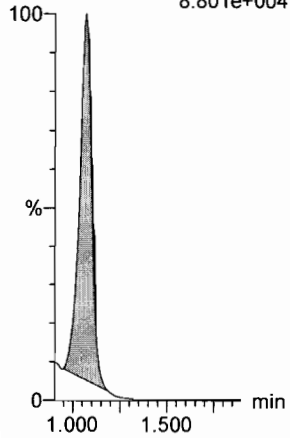
Last Altered: Sunday, October 14, 2018 18:57:08 Pacific Daylight Time

Printed: Sunday, October 14, 2018 18:57:28 Pacific Daylight Time

Name: 181014M1_3, Date: 14-Oct-2018, Time: 14:40:50, ID: ST181014M1-1 PFC CS-2 18J0801, Description: PFC CS-2 18J0801

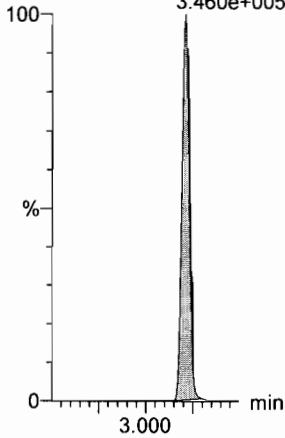
13C4-PFBA

F4:MRM of 1 channel,ES-
217. > 172
8.801e+004



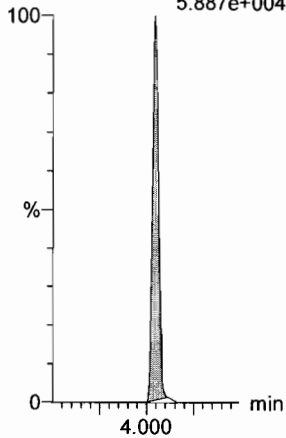
13C5-PFHxA

F11:MRM of 1 channel,ES-
318 > 272.9
3.460e+005



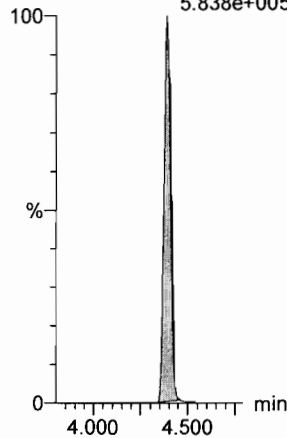
13C3-PFHxS

F19:MRM of 1 channel,ES-
401.8 > 79.9
5.887e+004



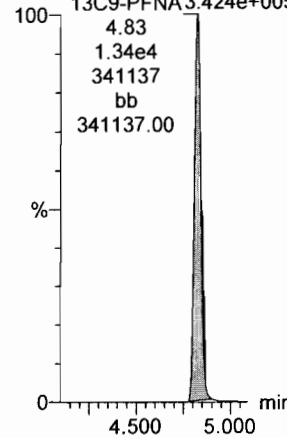
13C8-PFOA

F23:MRM of 1 channel,ES-
420.9 > 376
5.838e+005



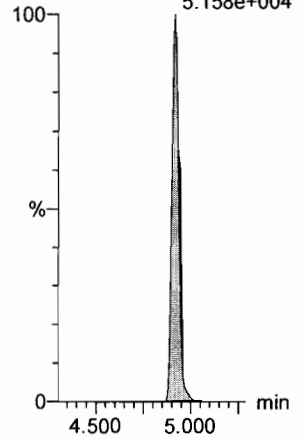
13C9-PFNA

F29:MRM of 1 channel,ES-
472.2 > 426.9
3.424e+005



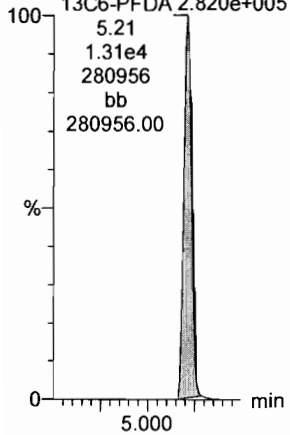
13C4-PFOS

F33:MRM of 1 channel,ES-
503 > 79.9
5.158e+004



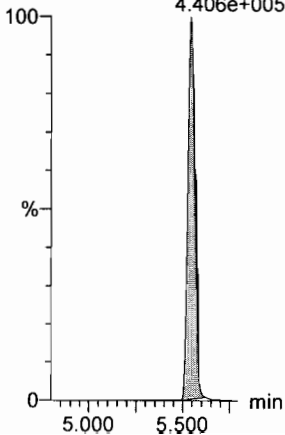
13C6-PFDA

F40:MRM of 1 channel,ES-
519.1 > 473.7
2.820e+005



13C7-PFUdA

F49:MRM of 1 channel,ES-
570.1 > 524.8
4.406e+005



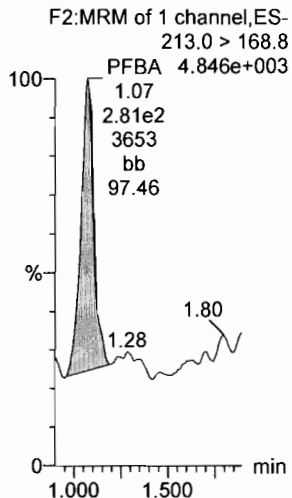
Dataset: F:\Projects\PFAS.PRO\Results\181014M1\181014M1-CRV.qld

Last Altered: Sunday, October 14, 2018 18:57:08 Pacific Daylight Time

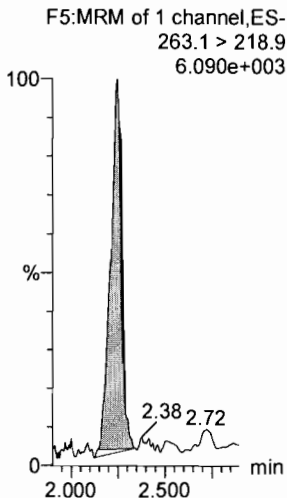
Printed: Sunday, October 14, 2018 18:57:28 Pacific Daylight Time

Name: 181014M1_4, Date: 14-Oct-2018, Time: 14:51:29, ID: ST181014M1-2 PFC CS-1 18J0802, Description: PFC CS-1 18J0802

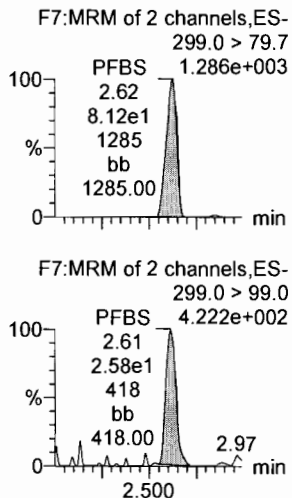
PFBA



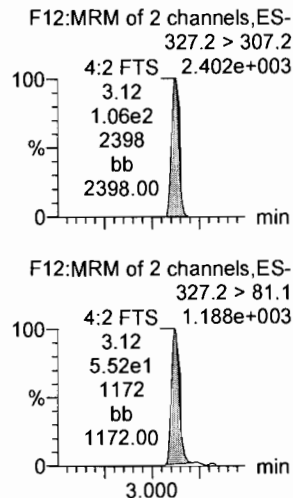
PFPeA



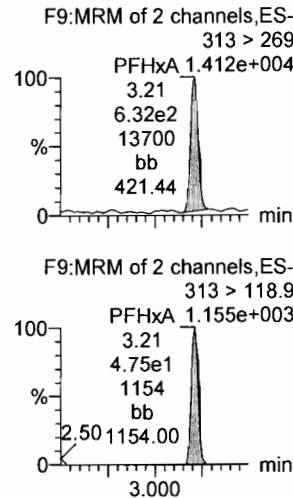
PFBS



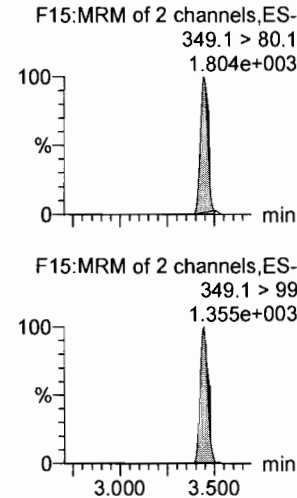
4:2 FTS



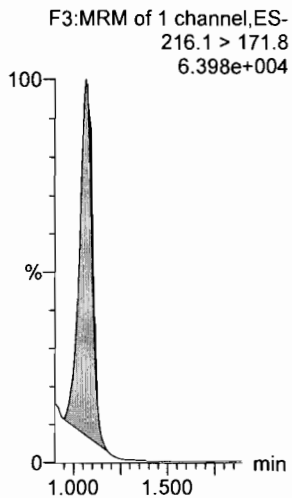
PFHxA



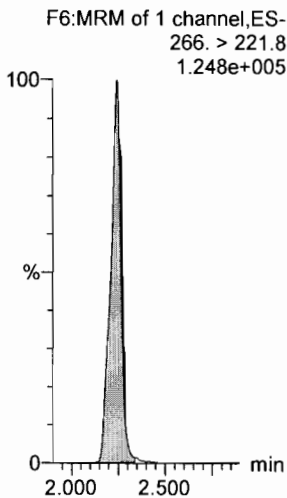
PFPeS



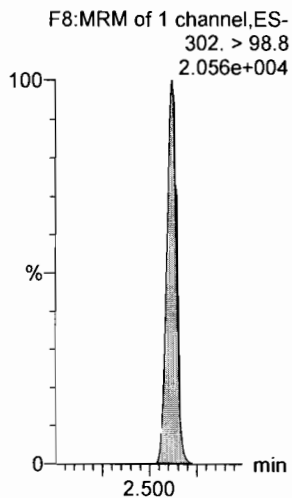
13C3-PFBA



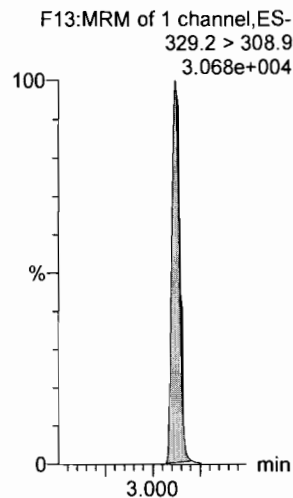
13C3-PFPeA



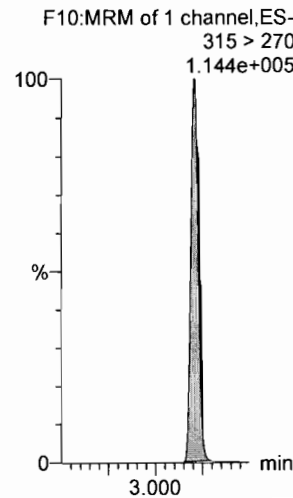
13C3-PFBS



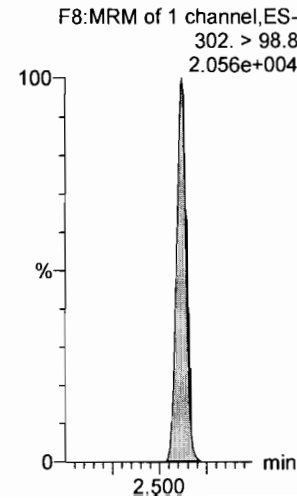
13C2-4:2 FTS



13C3-PFHxA



13C3-PFPeS



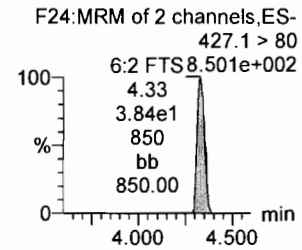
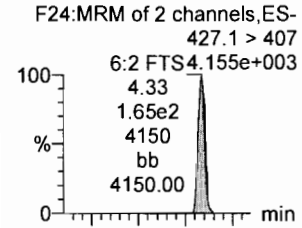
Dataset: F:\Projects\PFAS.PRO\Results\181014M1\181014M1-CRV.qld

Last Altered: Sunday, October 14, 2018 18:57:08 Pacific Daylight Time

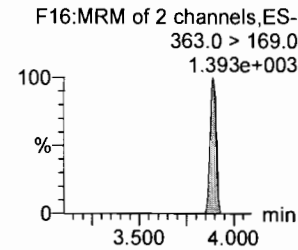
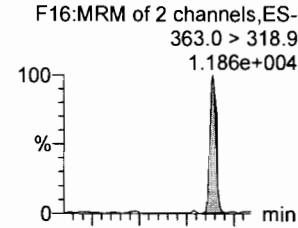
Printed: Sunday, October 14, 2018 18:57:28 Pacific Daylight Time

Name: 181014M1_4, Date: 14-Oct-2018, Time: 14:51:29, ID: ST181014M1-2 PFC CS-1 18J0802, Description: PFC CS-1 18J0802

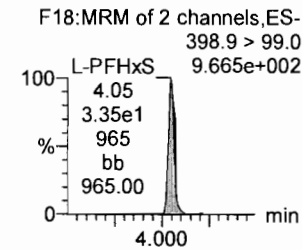
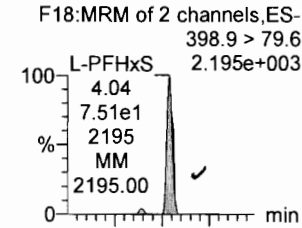
6:2 FTS



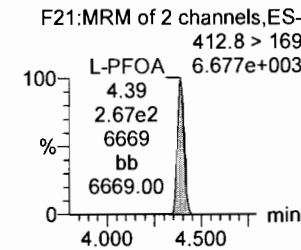
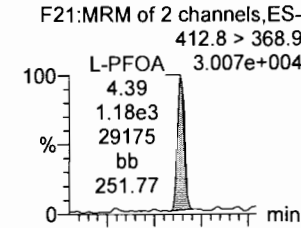
PFHpA



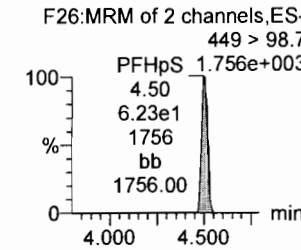
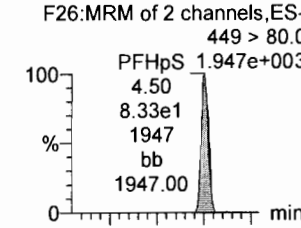
L-PFHxS



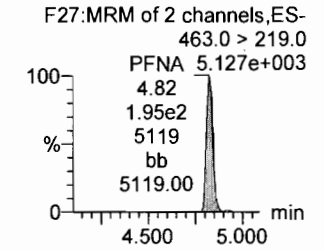
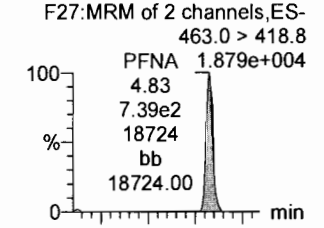
L-PFOA



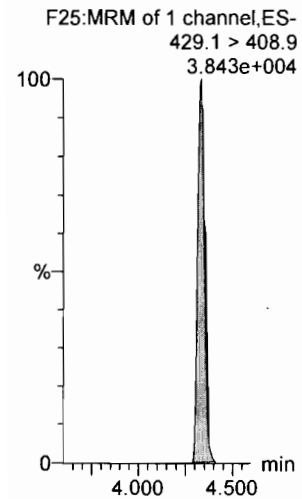
PFHpS



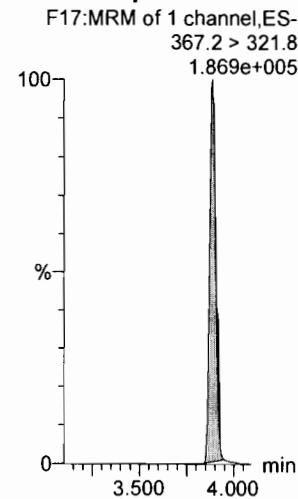
PFNA



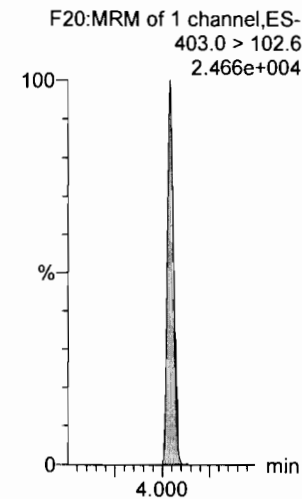
13C2-6:2 FTS



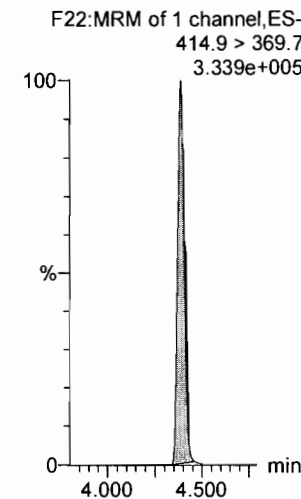
13C4-PFHpA



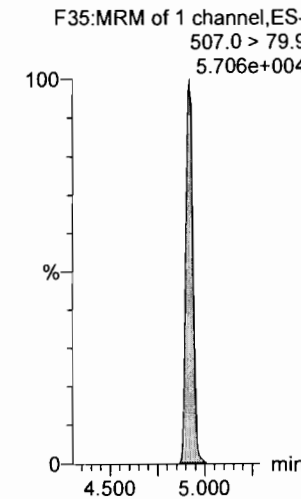
18O2-PFHxS



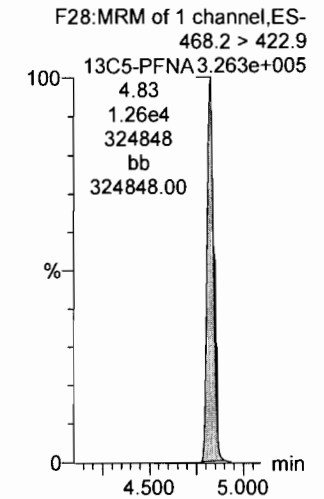
13C2-PFOA



13C8-PFOS



13C5-PFNA



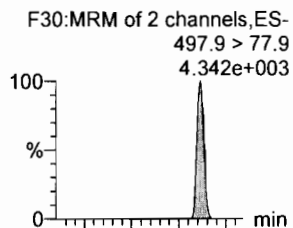
Dataset: F:\Projects\PFAS.PRO\Results\181014M1\181014M1-CRV.qld

Last Altered: Sunday, October 14, 2018 18:57:08 Pacific Daylight Time

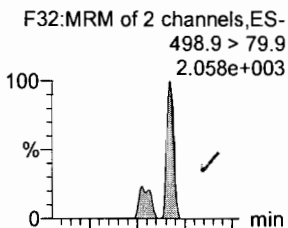
Printed: Sunday, October 14, 2018 18:57:28 Pacific Daylight Time

Name: 181014M1_4, Date: 14-Oct-2018, Time: 14:51:29, ID: ST181014M1-2 PFC CS-1 18J0802, Description: PFC CS-1 18J0802

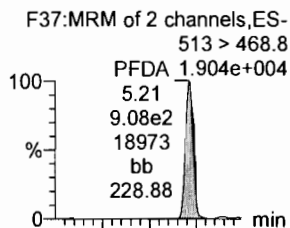
PFOSA



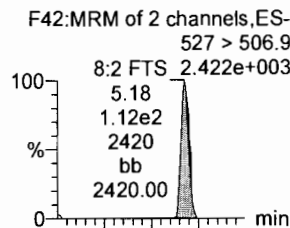
L-PFOS



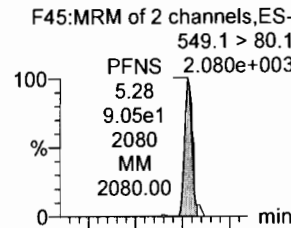
PFDA



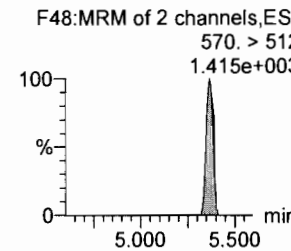
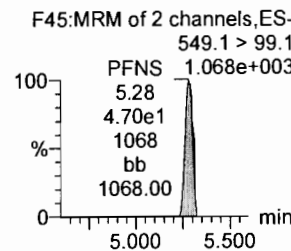
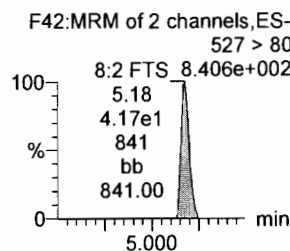
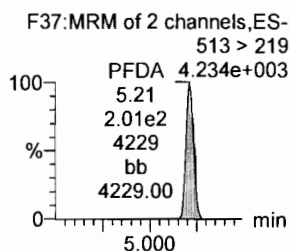
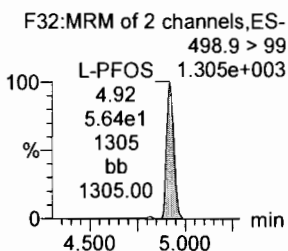
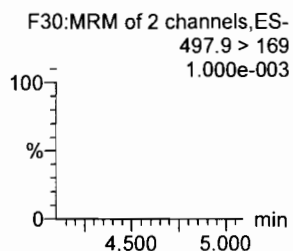
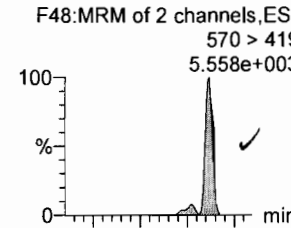
8:2 FTS



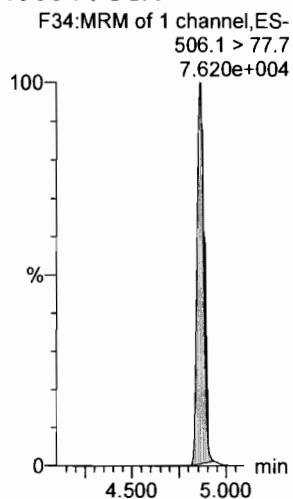
PFNS



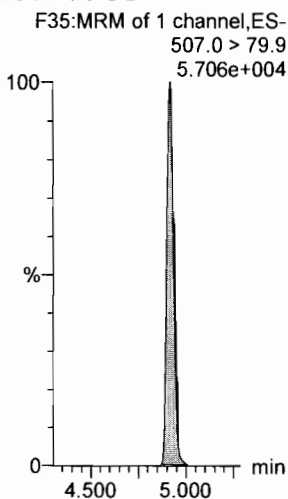
L-MeFOSAA



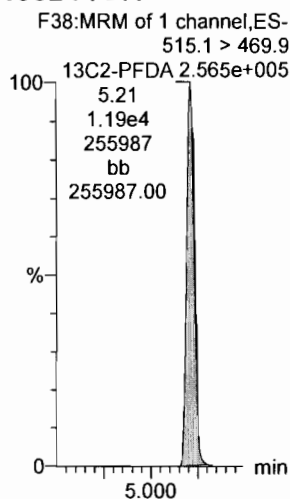
13C8-PFOSA



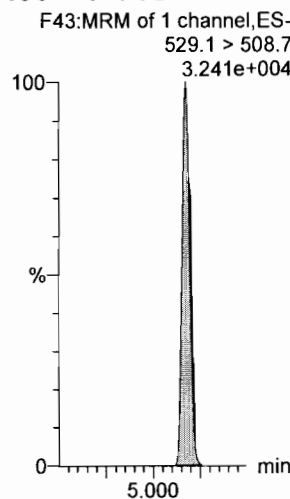
13C8-PFOS



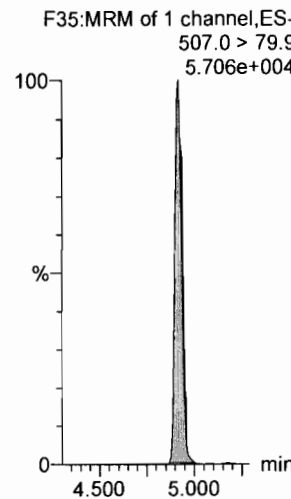
13C2-PFDA



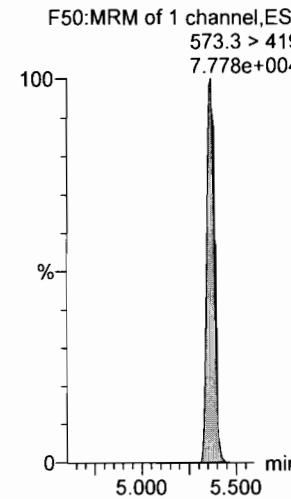
13C2-8:2 FTS



13C8-PFOS



d3-N-MeFOSAA



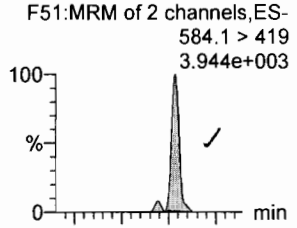
Dataset: F:\Projects\PFAS.PRO\Results\181014M1\181014M1-CRV.qld

Last Altered: Sunday, October 14, 2018 18:57:08 Pacific Daylight Time

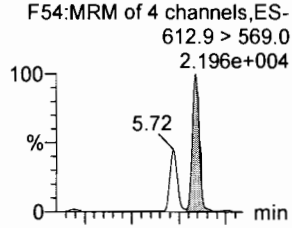
Printed: Sunday, October 14, 2018 18:57:28 Pacific Daylight Time

Name: 181014M1_4, Date: 14-Oct-2018, Time: 14:51:29, ID: ST181014M1-2 PFC CS-1 18J0802, Description: PFC CS-1 18J0802

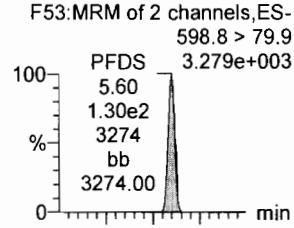
L-EtFOSAA



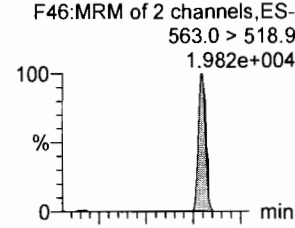
PFDaA



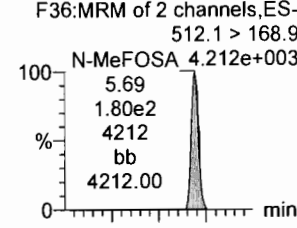
PFDS



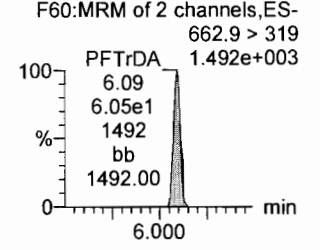
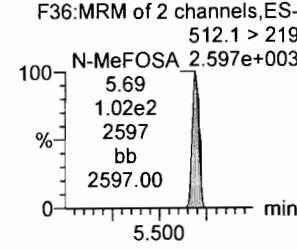
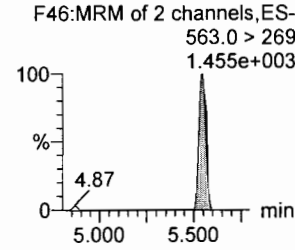
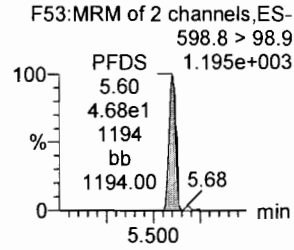
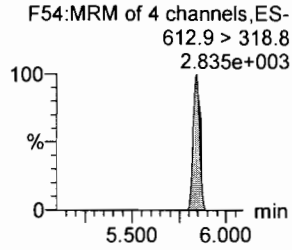
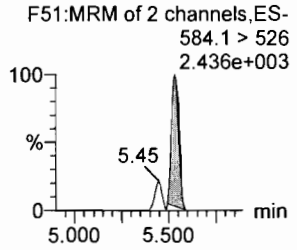
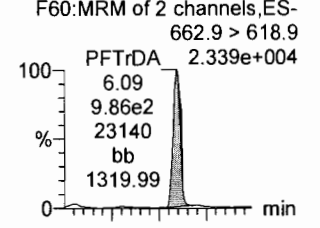
PFUdA



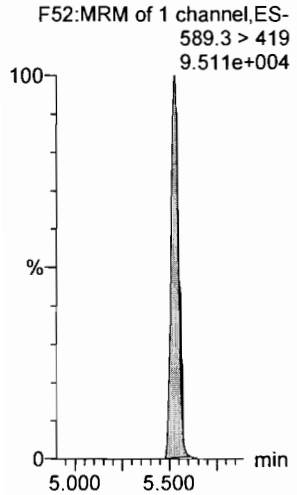
N-MeFOSA



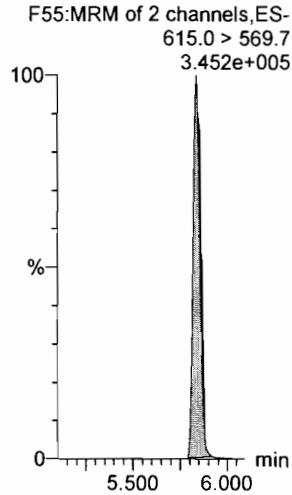
PFTrDA



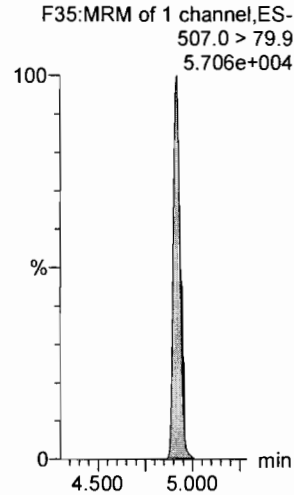
d5-N-EtFOSAA



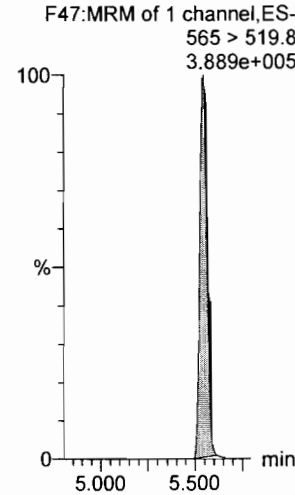
13C2-PFDaA



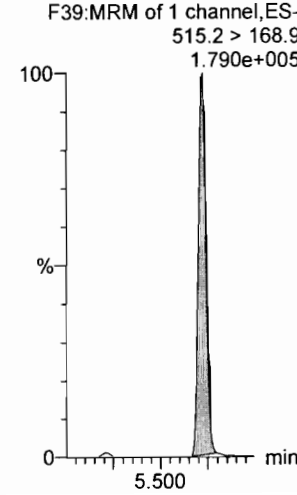
13C8-PFOS



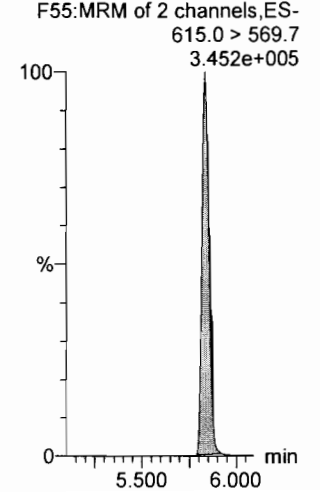
13C2-PFUdA



d3-N-MeFOSA



13C2-PFDaA



Dataset: F:\Projects\PFAS.PRO\Results\181014M1\181014M1-CRV.qld

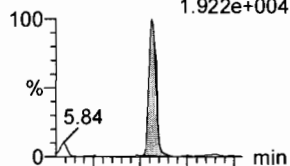
Last Altered: Sunday, October 14, 2018 18:57:08 Pacific Daylight Time

Printed: Sunday, October 14, 2018 18:57:28 Pacific Daylight Time

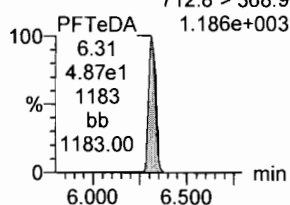
Name: 181014M1_4, Date: 14-Oct-2018, Time: 14:51:29, ID: ST181014M1-2 PFC CS-1 18J0802, Description: PFC CS-1 18J0802

PFTeDA

F61:MRM of 2 channels,ES-
712.8 > 669.0
1.922e+004

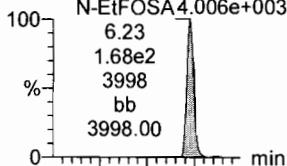


F61:MRM of 2 channels,ES-
712.8 > 368.9
1.186e+003

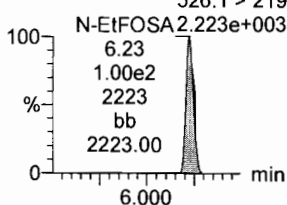


N-EtFOSA

F41:MRM of 2 channels,ES-
526.1 > 168.9
N-EtFOSA 4.006e+003

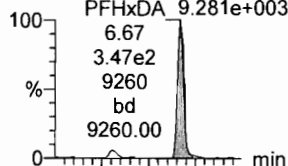


F41:MRM of 2 channels,ES-
526.1 > 219
N-EtFOSA 2.223e+003

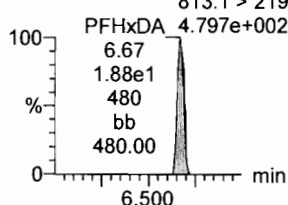


PFHxDA

F63:MRM of 2 channels,ES-
813.1 > 768.6
PFHxDA 9.281e+003




F63:MRM of 2 channels,ES-
813.1 > 219
PFHxDA 4.797e+002



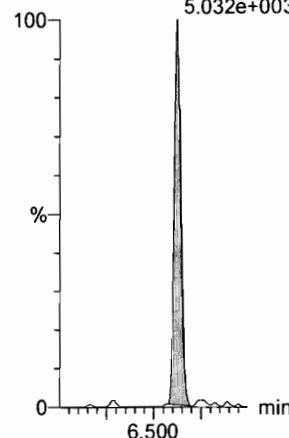
PFODA

F65:MRM of 1 channel,ES-
913.1 > 868.8
PFODA 1.641e+004



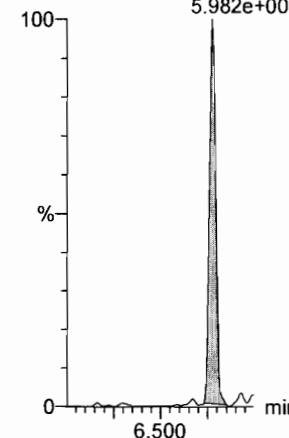
N-MeFOSE

F56:MRM of 1 channel,ES-
616.1 > 58.9
5.032e+003



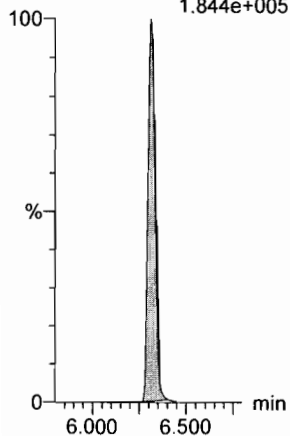
N-EtFOSE

F58:MRM of 1 channel,ES-
630.1 > 58.9
5.982e+003



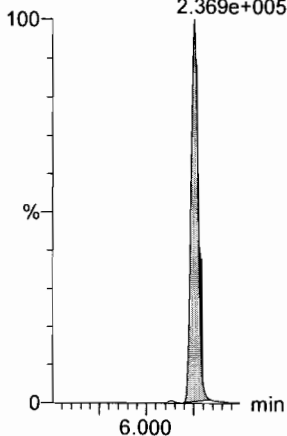
13C2-PFTeDA

F62:MRM of 2 channels,ES-
714.8 > 669.6
1.844e+005



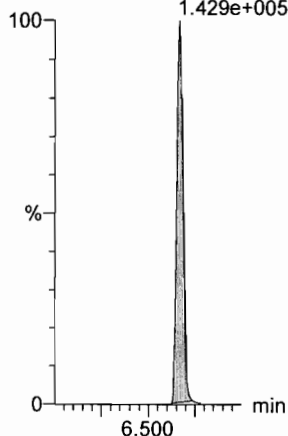
d5-N-ETFOSA

F44:MRM of 1 channel,ES-
531.1 > 168.9
2.369e+005



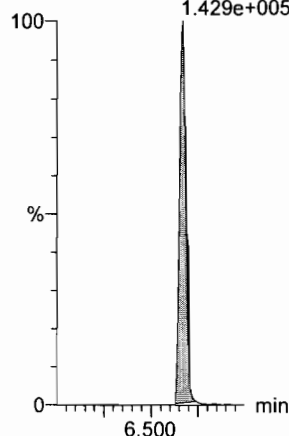
13C2-PFHxDA

F64:MRM of 1 channel,ES-
815 > 769.7
1.429e+005



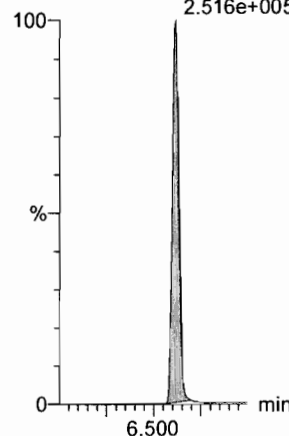
13C2-PFODA

F64:MRM of 1 channel,ES-
815 > 769.7
1.429e+005



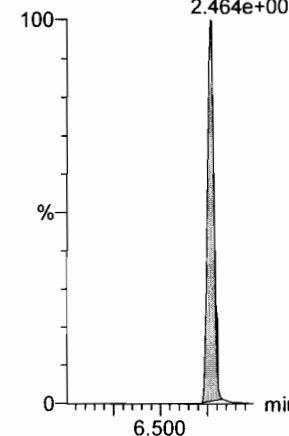
d7-N-MeFOSE

F57:MRM of 1 channel,ES-
623.1 > 58.9
2.516e+005



d9-N-EtFOSE

F59:MRM of 1 channel,ES-
639.2 > 58.8
2.464e+005

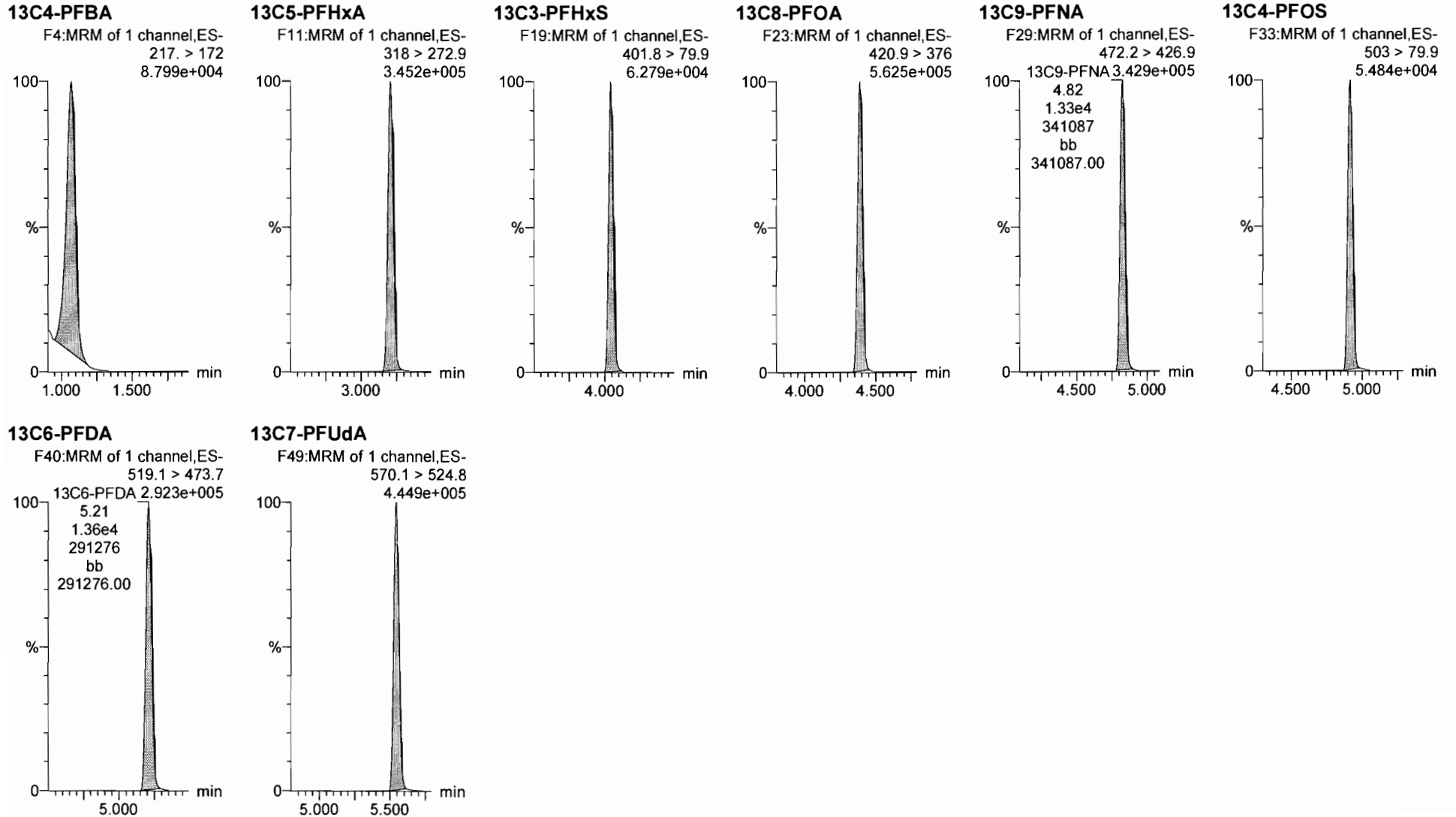


Dataset: F:\Projects\PFAS.PRO\Results\181014M1\181014M1-CRV.qld

Last Altered: Sunday, October 14, 2018 18:57:08 Pacific Daylight Time

Printed: Sunday, October 14, 2018 18:57:28 Pacific Daylight Time

Name: 181014M1_4, Date: 14-Oct-2018, Time: 14:51:29, ID: ST181014M1-2 PFC CS-1 18J0802, Description: PFC CS-1 18J0802



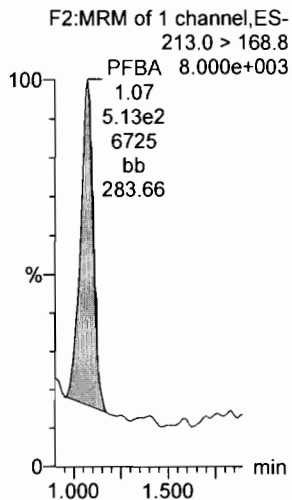
Dataset: F:\Projects\PFAS.PRO\Results\181014M1\181014M1-CRV.qld

Last Altered: Sunday, October 14, 2018 18:57:08 Pacific Daylight Time

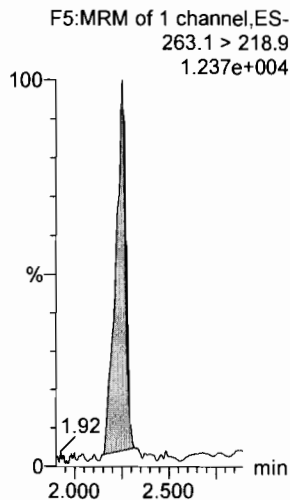
Printed: Sunday, October 14, 2018 18:57:28 Pacific Daylight Time

Name: 181014M1_5, Date: 14-Oct-2018, Time: 15:02:01, ID: ST181014M1-3 PFC CS0 18J0803, Description: PFC CS0 18J0803

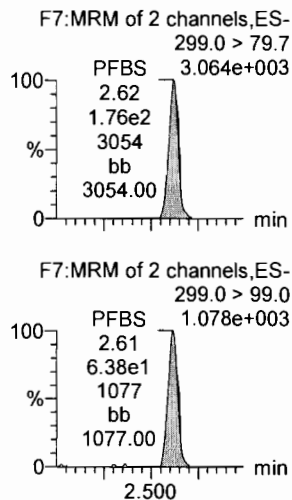
PFBA



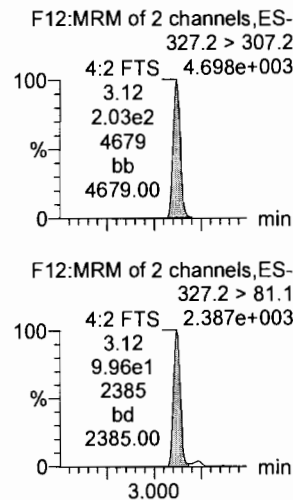
PFPeA



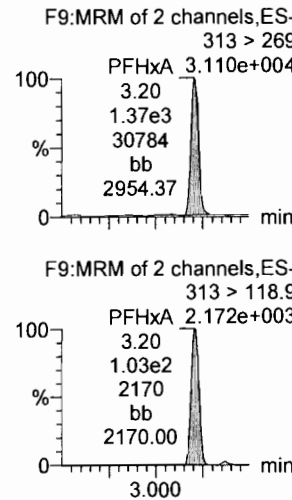
PFBS



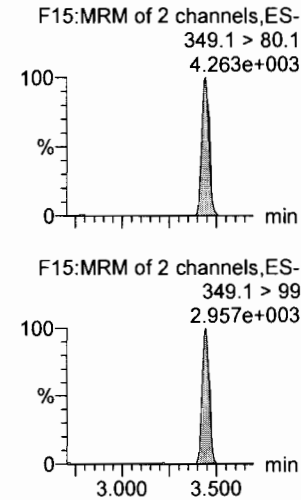
4:2 FTS



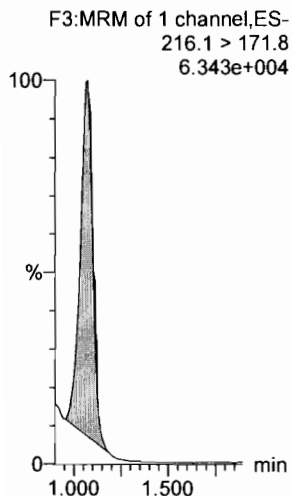
PFHxA



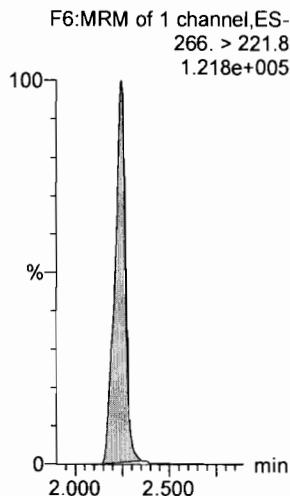
PFPeS



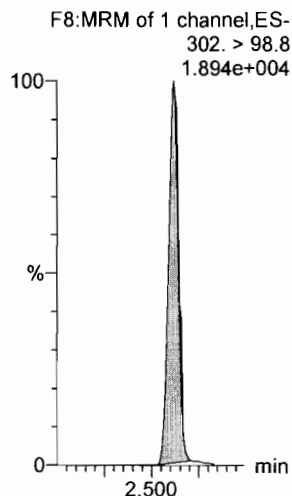
13C3-PFBA



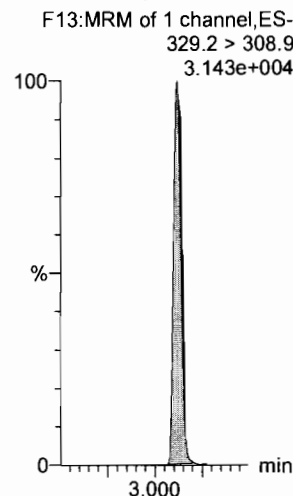
13C3-PFPeA



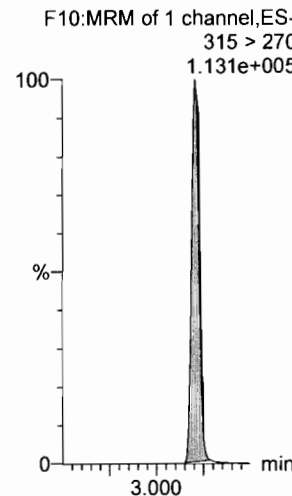
13C3-PFBS



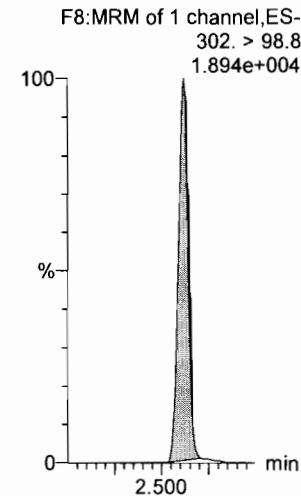
13C2-4:2 FTS



13C2-PFHxA



13C3-PFBS



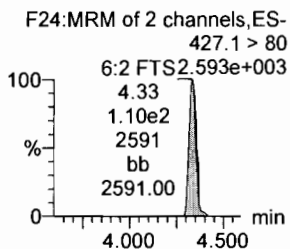
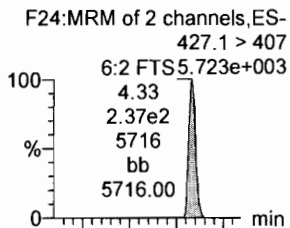
Dataset: F:\Projects\PFAS.PRO\Results\181014M1\181014M1-CRV.qld

Last Altered: Sunday, October 14, 2018 18:57:08 Pacific Daylight Time

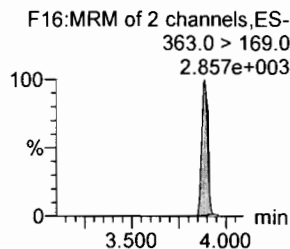
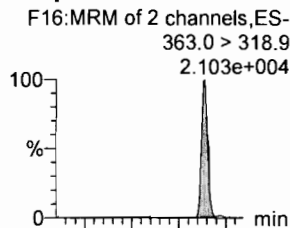
Printed: Sunday, October 14, 2018 18:57:28 Pacific Daylight Time

Name: 181014M1_5, Date: 14-Oct-2018, Time: 15:02:01, ID: ST181014M1-3 PFC CS0 18J0803, Description: PFC CS0 18J0803

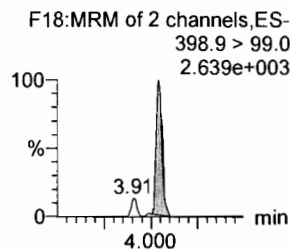
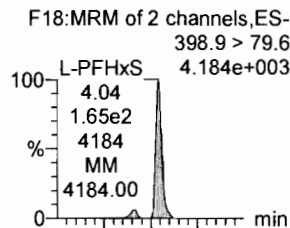
6:2 FTS



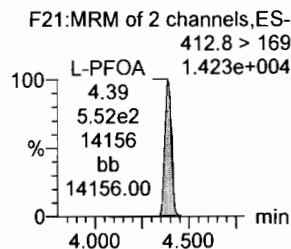
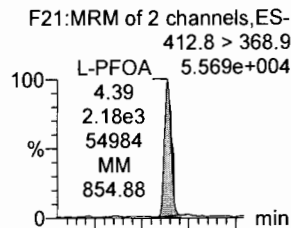
PFHpa



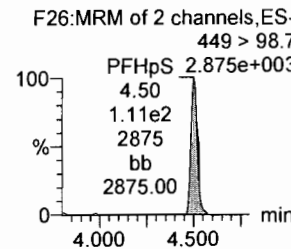
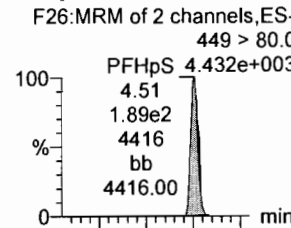
L-PFHxS



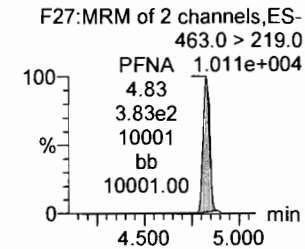
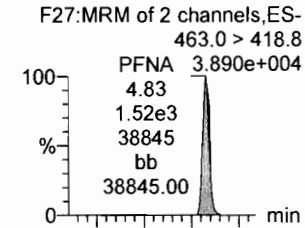
L-PFOA



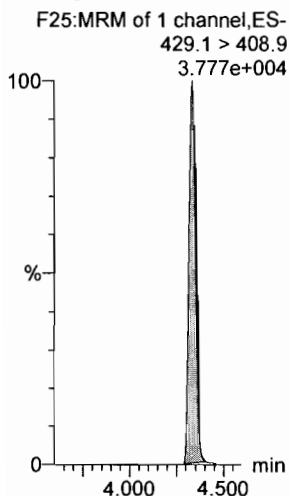
PFHpS



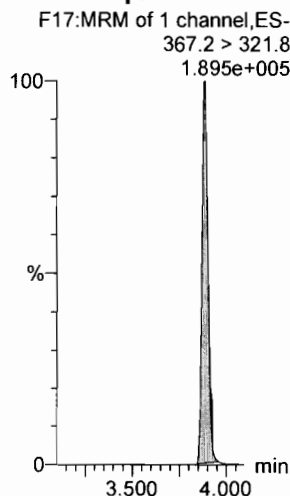
PFNA



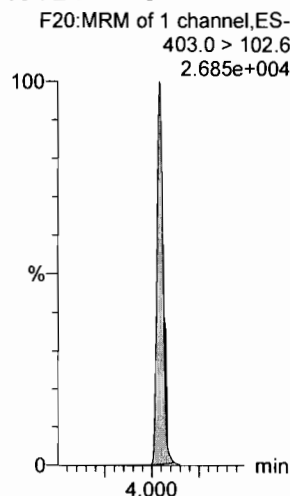
13C2-6:2 FTS



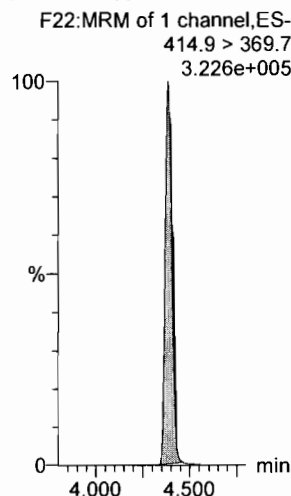
13C4-PFHpa



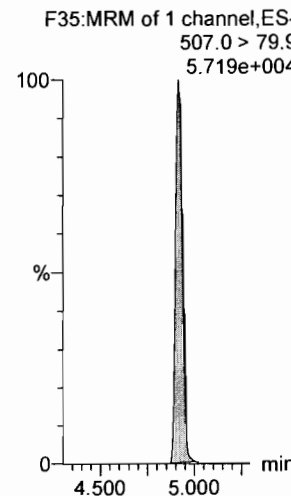
18O2-PFHxS



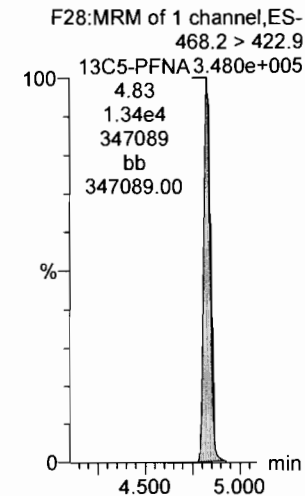
13C2-PFOA



13C8-PFOS



13C5-PFNA



Dataset: F:\Projects\PFAS.PRO\Results\181014M1\181014M1-CRV.qld

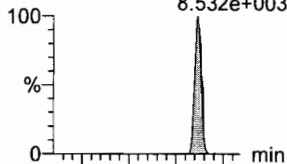
Last Altered: Sunday, October 14, 2018 18:57:08 Pacific Daylight Time

Printed: Sunday, October 14, 2018 18:57:28 Pacific Daylight Time

Name: 181014M1_5, Date: 14-Oct-2018, Time: 15:02:01, ID: ST181014M1-3 PFC CS0 18J0803, Description: PFC CS0 18J0803

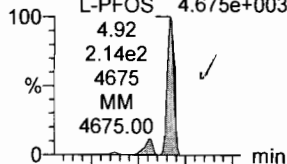
PFOSA

F30:MRM of 2 channels,ES-
497.9 > 77.9
8.532e+003



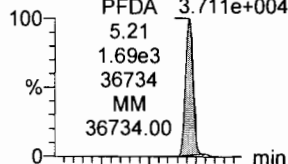
L-PFOS

F32:MRM of 2 channels,ES-
498.9 > 79.9
4.675e+003



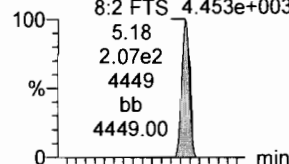
PFDA

F37:MRM of 2 channels,ES-
513 > 468.8
3.711e+004



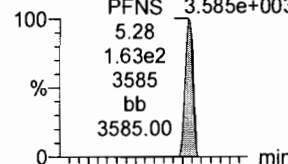
8:2 FTS

F42:MRM of 2 channels,ES-
527 > 506.9
4.453e+003



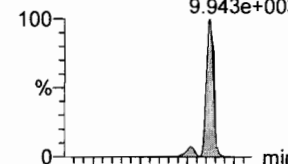
PFNS

F45:MRM of 2 channels,ES-
549.1 > 80.1
3.585e+003

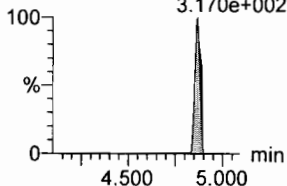


L-MeFOSAA

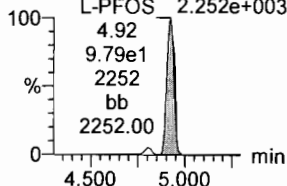
F48:MRM of 2 channels,ES-
570 > 419
9.943e+003



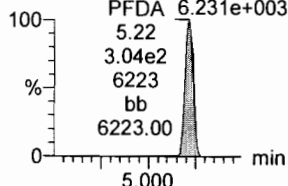
F30:MRM of 2 channels,ES-
497.9 > 169
3.170e+002



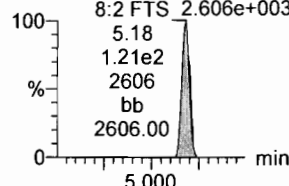
F32:MRM of 2 channels,ES-
498.9 > 99
2.252e+003



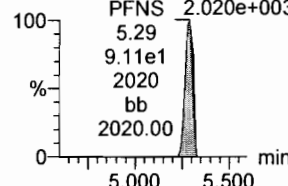
F37:MRM of 2 channels,ES-
513 > 219
6.231e+003



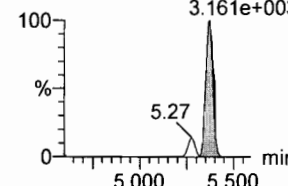
F42:MRM of 2 channels,ES-
527 > 80
2.606e+003



F45:MRM of 2 channels,ES-
549.1 > 99.1
2.020e+003

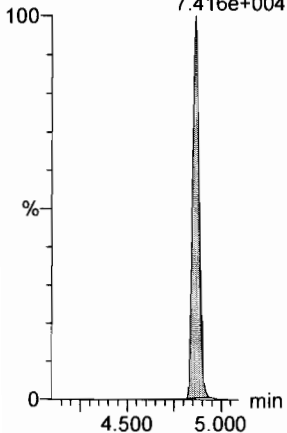


F48:MRM of 2 channels,ES-
570. > 512
3.161e+003



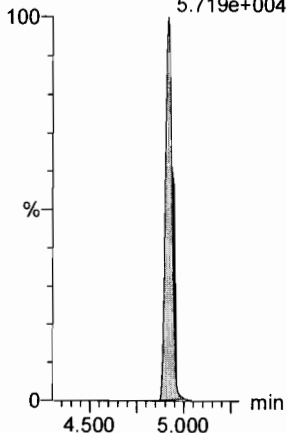
13C8-PFOSA

F34:MRM of 1 channel,ES-
506.1 > 77.7
7.416e+004




13C8-PFOS

F35:MRM of 1 channel,ES-
507.0 > 79.9
5.719e+004



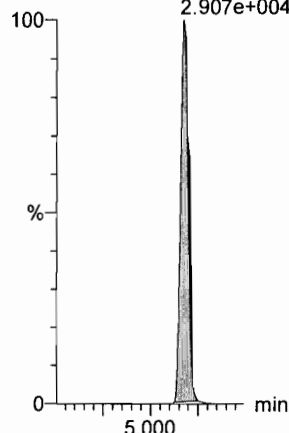
13C2-PFDA

F38:MRM of 1 channel,ES-
515.1 > 469.9
2.525e+005



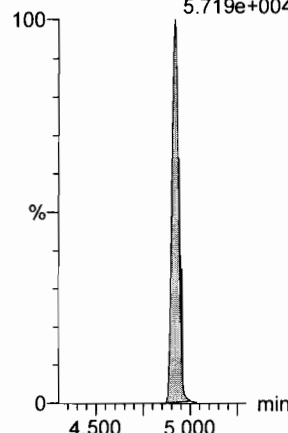
13C2-8:2 FTS

F43:MRM of 1 channel,ES-
529.1 > 508.7
2.907e+004



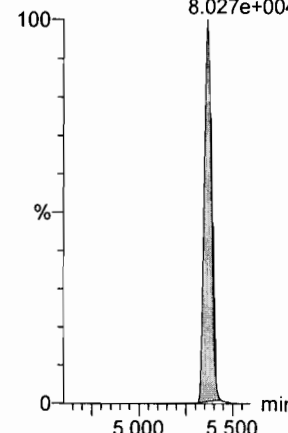
13C8-PFOS

F35:MRM of 1 channel,ES-
507.0 > 79.9
5.719e+004



d3-N-MeFOSAA

F50:MRM of 1 channel,ES-
573.3 > 419
8.027e+004



Dataset: F:\Projects\PFAS.PRO\Results\181014M1\181014M1-CRV.qld

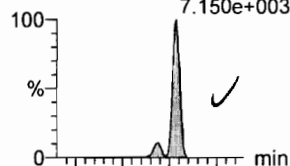
Last Altered: Sunday, October 14, 2018 18:57:08 Pacific Daylight Time

Printed: Sunday, October 14, 2018 18:57:28 Pacific Daylight Time

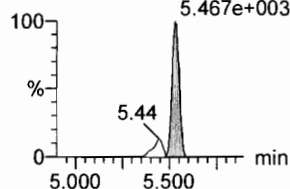
Name: 181014M1_5, Date: 14-Oct-2018, Time: 15:02:01, ID: ST181014M1-3 PFC CS0 18J0803, Description: PFC CS0 18J0803

L-EtFOSAA

F51:MRM of 2 channels,ES-
584.1 > 419
7.150e+003

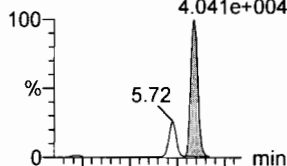


F51:MRM of 2 channels,ES-
584.1 > 526
5.467e+003

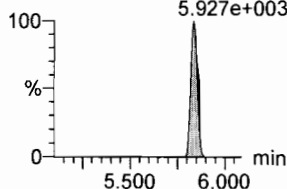


PFDoA

F54:MRM of 4 channels,ES-
612.9 > 569.0
4.041e+004

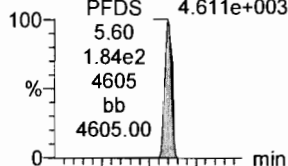


F54:MRM of 4 channels,ES-
612.9 > 318.8
5.927e+003

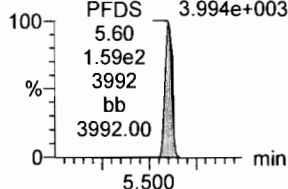


PFDS

F53:MRM of 2 channels,ES-
598.8 > 79.9
4.611e+003

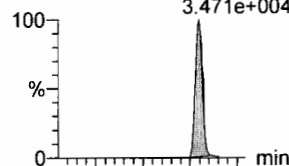


F53:MRM of 2 channels,ES-
598.8 > 98.9
3.994e+003

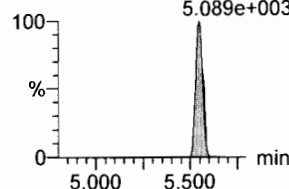


PFUdA

F46:MRM of 2 channels,ES-
563.0 > 518.9
3.471e+004

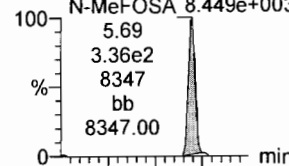


F46:MRM of 2 channels,ES-
563.0 > 269
5.089e+003

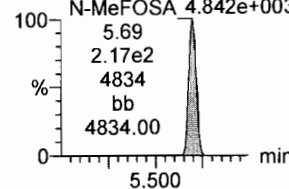


N-MeFOSA

F36:MRM of 2 channels,ES-
512.1 > 168.9
8.449e+003

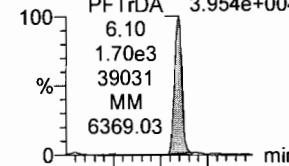


F36:MRM of 2 channels,ES-
512.1 > 219
4.842e+003

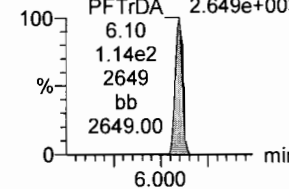


PFTrDA

F60:MRM of 2 channels,ES-
662.9 > 618.9
3.954e+004

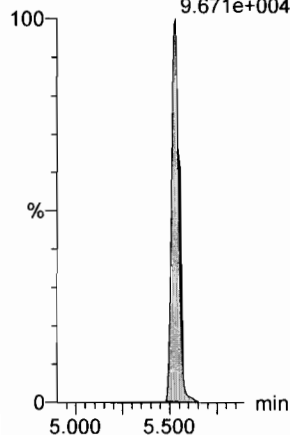


F60:MRM of 2 channels,ES-
662.9 > 319
2.649e+003



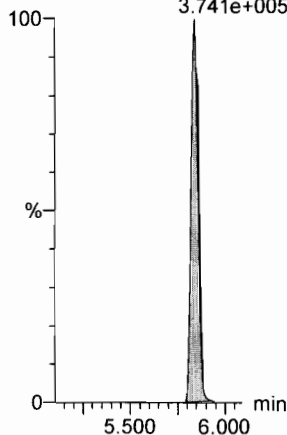
d5-N-EtFOSAA

F52:MRM of 1 channel,ES-
589.3 > 419
9.671e+004



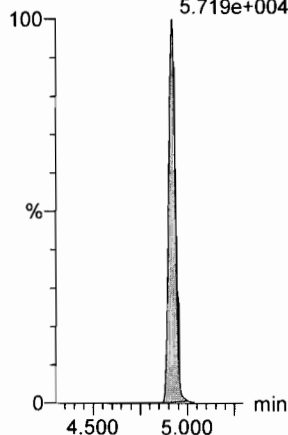
13C2-PFDoA

F55:MRM of 2 channels,ES-
615.0 > 569.7
3.741e+005



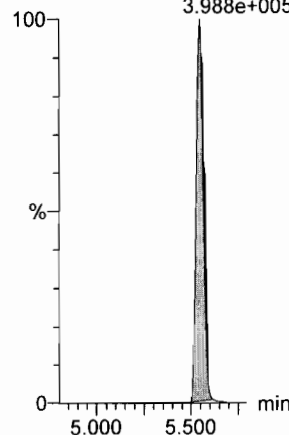
13C8-PFOS

F35:MRM of 1 channel,ES-
507.0 > 79.9
5.719e+004



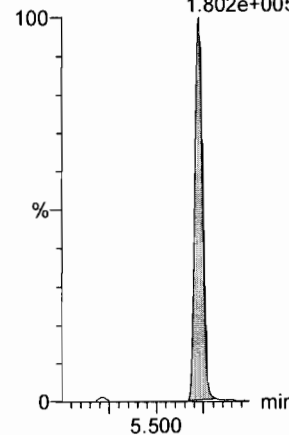
13C2-PFUdA

F47:MRM of 1 channel,ES-
565 > 519.8
3.988e+005



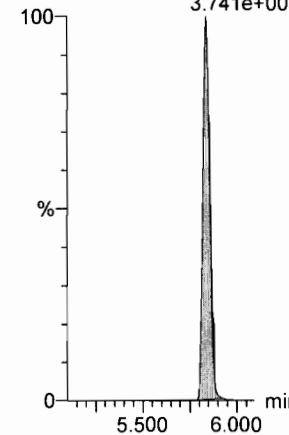
d3-N-MeFOSA

F39:MRM of 1 channel,ES-
515.2 > 168.9
1.802e+005



13C2-PFDoA

F55:MRM of 2 channels,ES-
615.0 > 569.7
3.741e+005

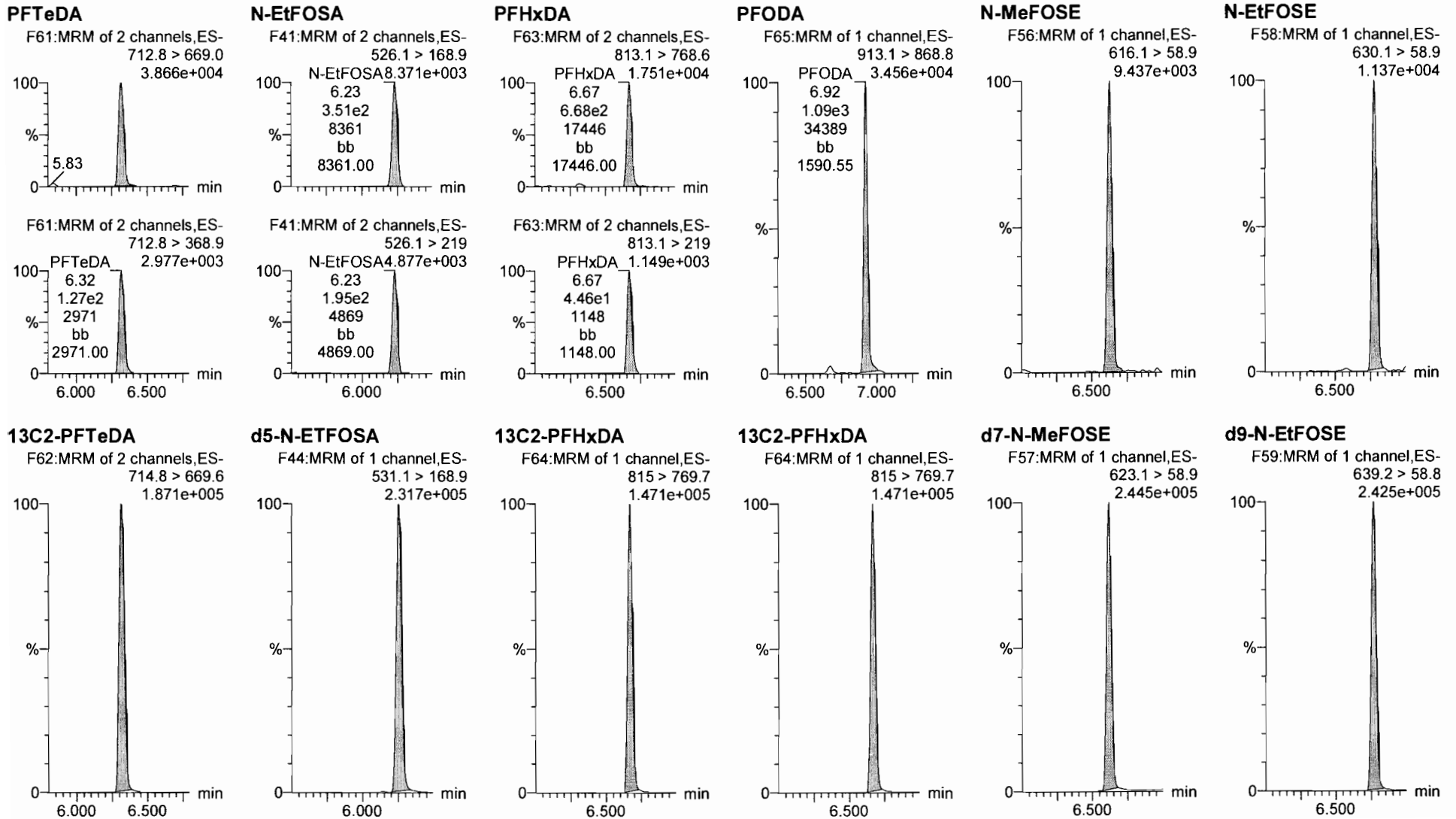


Dataset: F:\Projects\PFAS.PRO\Results\181014M1\181014M1-CRV.qld

Last Altered: Sunday, October 14, 2018 18:57:08 Pacific Daylight Time

Printed: Sunday, October 14, 2018 18:57:28 Pacific Daylight Time

Name: 181014M1_5, Date: 14-Oct-2018, Time: 15:02:01, ID: ST181014M1-3 PFC CS0 18J0803, Description: PFC CS0 18J0803



Dataset: F:\Projects\PFAS.PRO\Results\181014M1\181014M1-CRV.qld

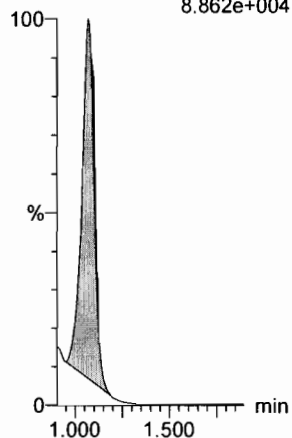
Last Altered: Sunday, October 14, 2018 18:57:08 Pacific Daylight Time

Printed: Sunday, October 14, 2018 18:57:28 Pacific Daylight Time

Name: 181014M1_5, Date: 14-Oct-2018, Time: 15:02:01, ID: ST181014M1-3 PFC CS0 18J0803, Description: PFC CS0 18J0803

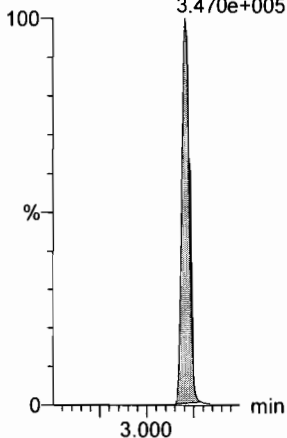
13C4-PFBA

F4:MRM of 1 channel,ES-
217. > 172
8.862e+004



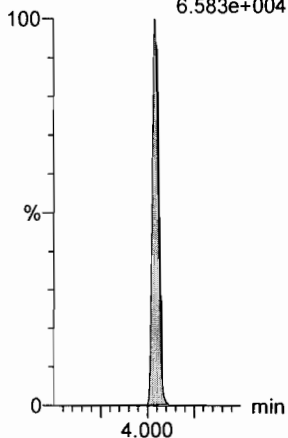
13C5-PFHxA

F11:MRM of 1 channel,ES-
318 > 272.9
3.470e+005



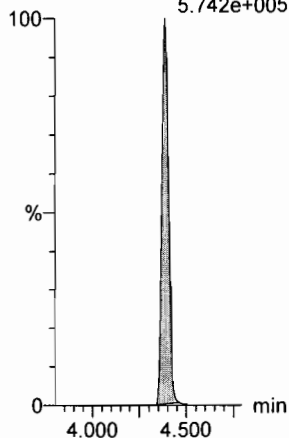
13C3-PFHxS

F19:MRM of 1 channel,ES-
401.8 > 79.9
6.583e+004



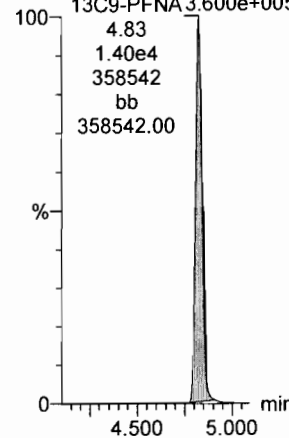
13C8-PFOA

F23:MRM of 1 channel,ES-
420.9 > 376
5.742e+005



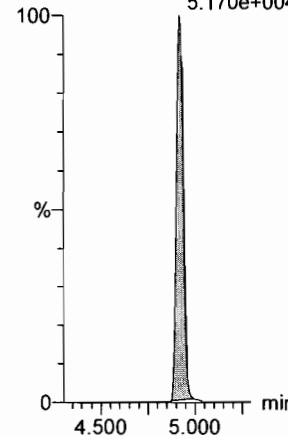
13C9-PFNA

F29:MRM of 1 channel,ES-
472.2 > 426.9
3.600e+005



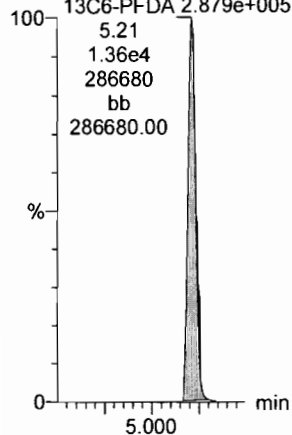
13C4-PFOS

F33:MRM of 1 channel,ES-
503 > 79.9
5.170e+004




13C6-PFDA

F40:MRM of 1 channel,ES-
519.1 > 473.7
2.879e+005



13C7-PFUDa

F49:MRM of 1 channel,ES-
570.1 > 524.8
4.587e+005



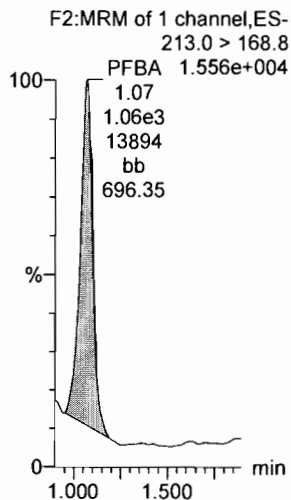
Dataset: F:\Projects\PFAS.PRO\Results\181014M1\181014M1-CRV.qld

Last Altered: Sunday, October 14, 2018 18:57:08 Pacific Daylight Time

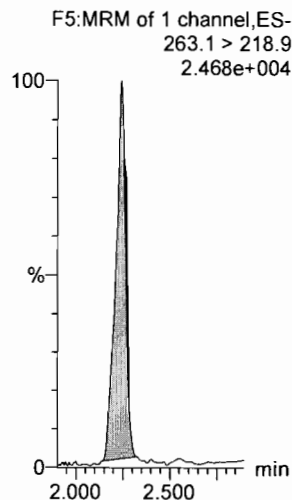
Printed: Sunday, October 14, 2018 18:57:28 Pacific Daylight Time

Name: 181014M1_6, Date: 14-Oct-2018, Time: 15:12:39, ID: ST181014M1-4 PFC CS1 18J0804, Description: PFC CS1 18J0804

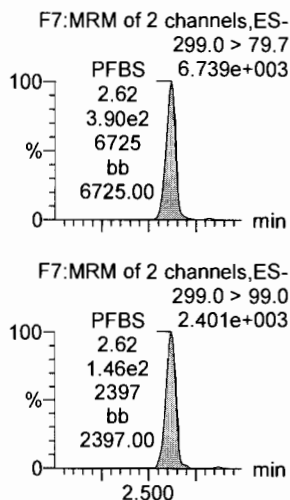
PFBA



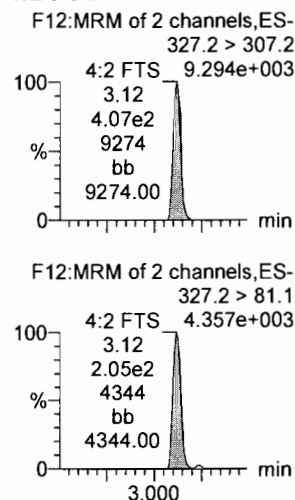
PFPeA



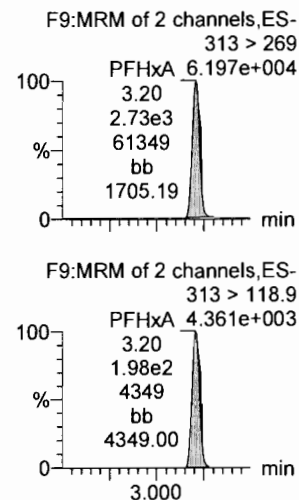
PFBS



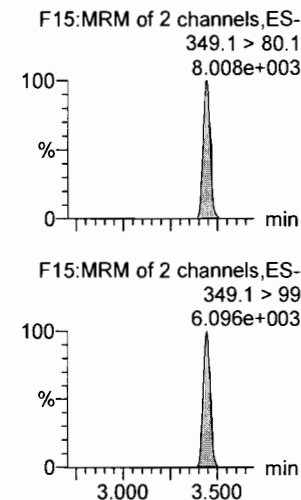
4:2 FTS



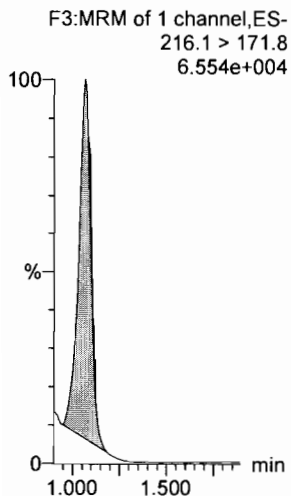
PFHxA



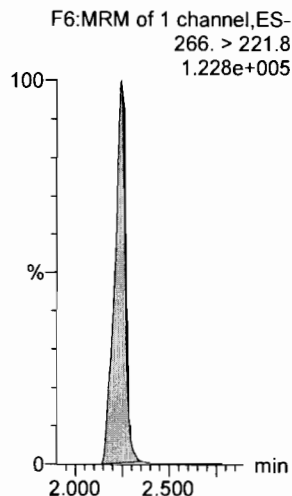
PFPeS



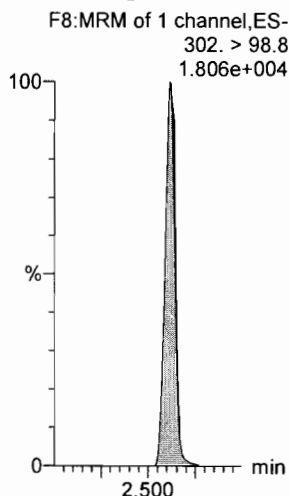
13C3-PFBA



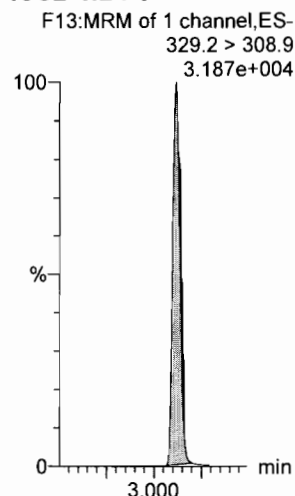
13C3-PFPeA



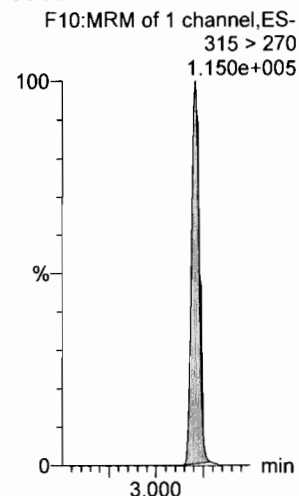
13C3-PFBS



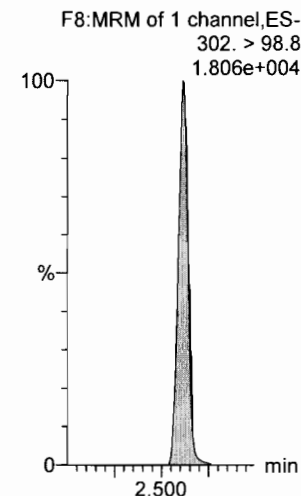
13C2-4:2 FTS



13C2-PFHxA



13C3-PFBS



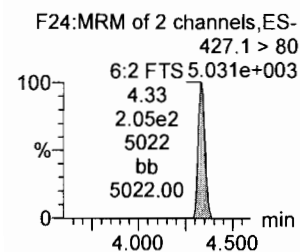
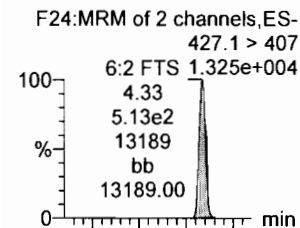
Dataset: F:\Projects\PFAS.PRO\Results\181014M1\181014M1-CRV.qld

Last Altered: Sunday, October 14, 2018 18:57:08 Pacific Daylight Time

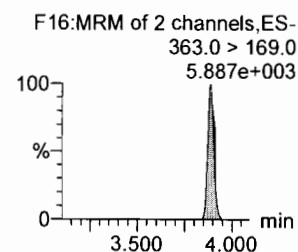
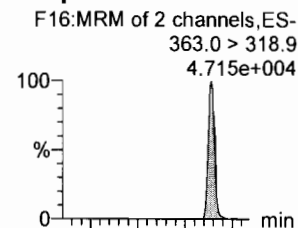
Printed: Sunday, October 14, 2018 18:57:28 Pacific Daylight Time

Name: 181014M1_6, Date: 14-Oct-2018, Time: 15:12:39, ID: ST181014M1-4 PFC CS1 18J0804, Description: PFC CS1 18J0804

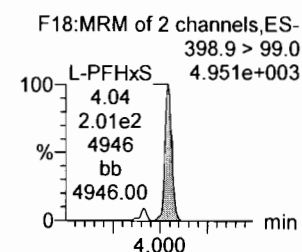
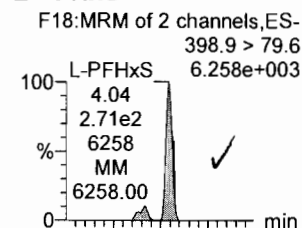
6:2 FTS



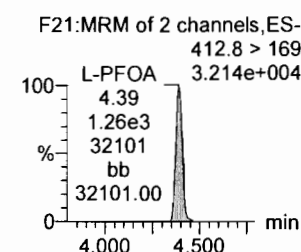
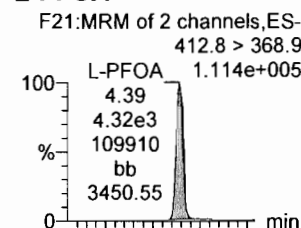
PFHpA



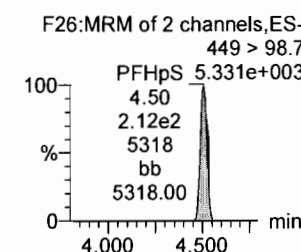
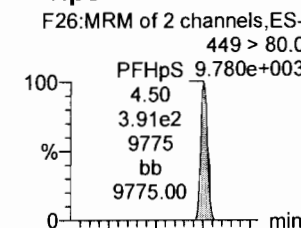
L-PFHxS



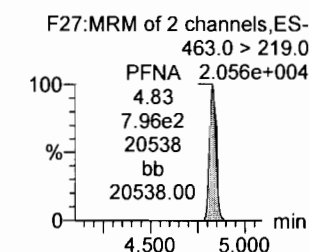
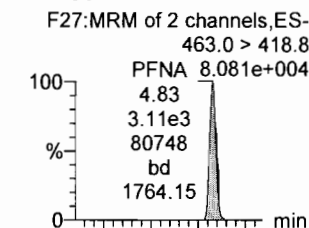
L-PFOA



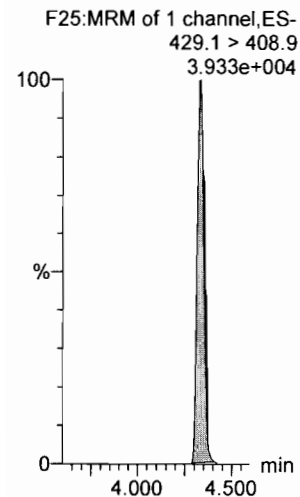
PFHpS



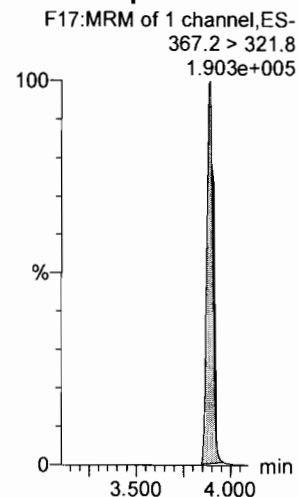
PFNA



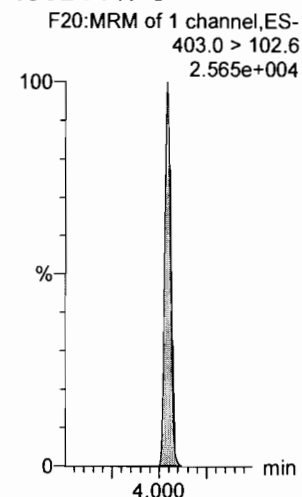
13C2-6:2 FTS



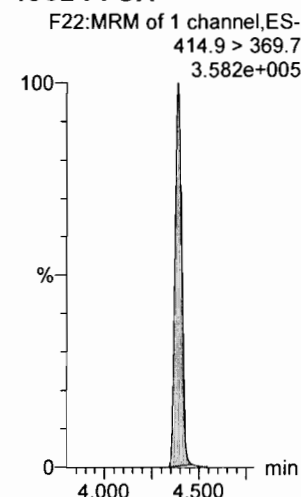
13C4-PFHpA



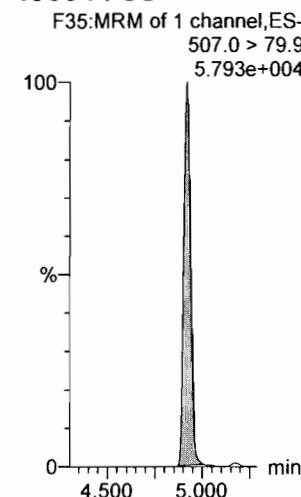
18O2-PFHxS




13C2-PFOA



13C8-PFOS



13C5-PFNA



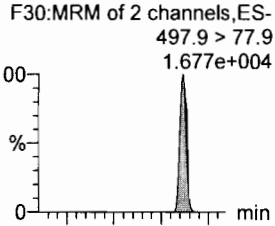
Dataset: F:\Projects\PFAS.PRO\Results\181014M1\181014M1-CRV.qld

Last Altered: Sunday, October 14, 2018 18:57:08 Pacific Daylight Time

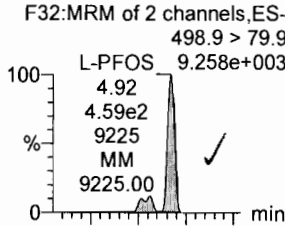
Printed: Sunday, October 14, 2018 18:57:28 Pacific Daylight Time

Name: 181014M1_6, Date: 14-Oct-2018, Time: 15:12:39, ID: ST181014M1-4 PFC CS1 18J0804, Description: PFC CS1 18J0804

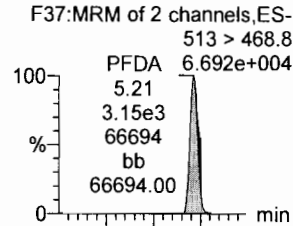
PFOSA



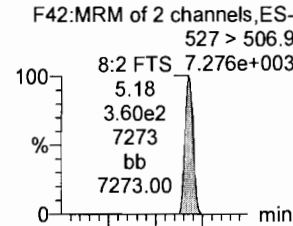
L-PFOS



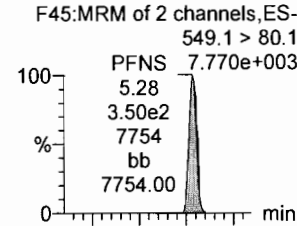
PFDA



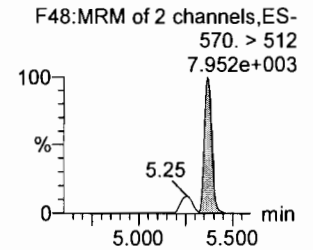
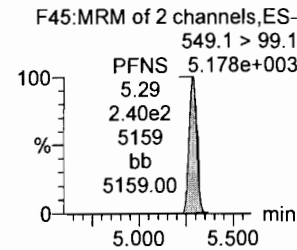
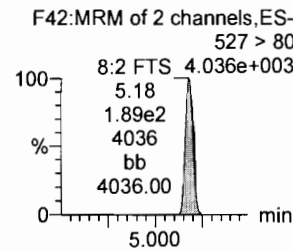
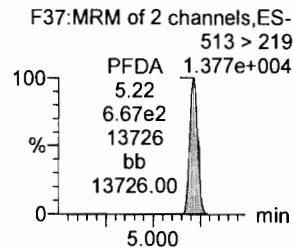
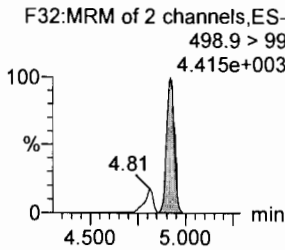
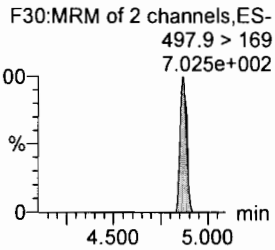
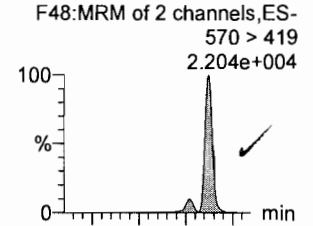
8:2 FTS



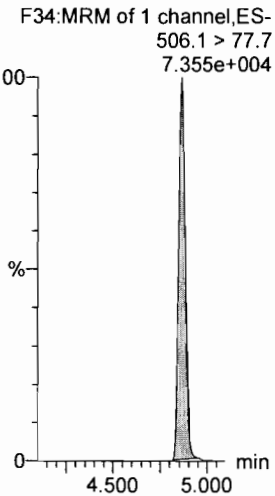
PFNS



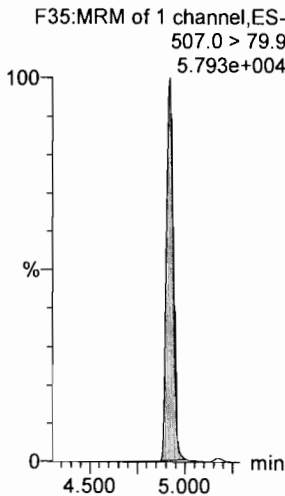
L-MeFOSAA



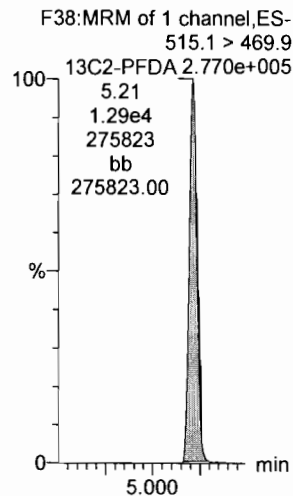
13C8-PFOSA



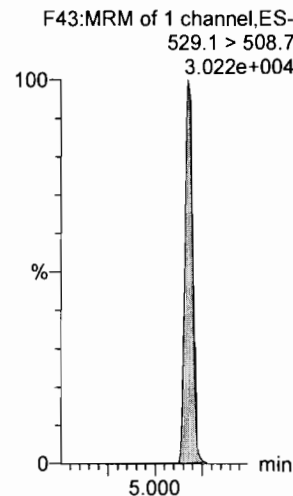
13C8-PFOS



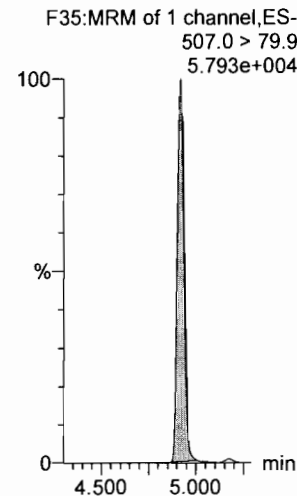
13C2-PFDA



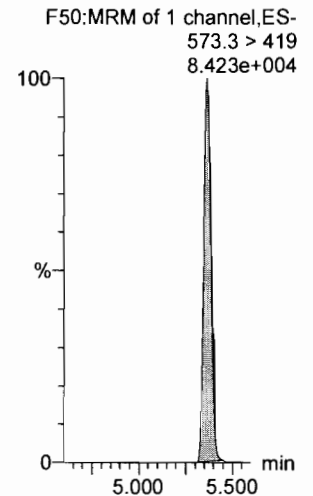
13C2-8:2 FTS



13C8-PFOS



d3-N-MeFOSAA



Dataset: F:\Projects\PFAS.PRO\Results\181014M1\181014M1-CRV.qld

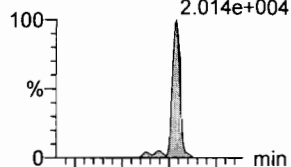
Last Altered: Sunday, October 14, 2018 18:57:08 Pacific Daylight Time

Printed: Sunday, October 14, 2018 18:57:28 Pacific Daylight Time

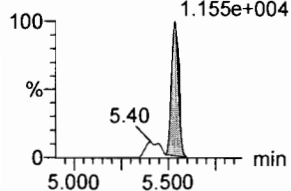
Name: 181014M1_6, Date: 14-Oct-2018, Time: 15:12:39, ID: ST181014M1-4 PFC CS1 18J0804, Description: PFC CS1 18J0804

L-EtFOSAA

F51:MRM of 2 channels,ES-
584.1 > 419
2.014e+004

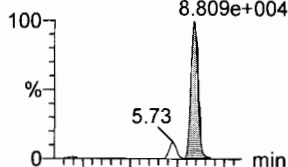


F51:MRM of 2 channels,ES-
584.1 > 526
1.155e+004

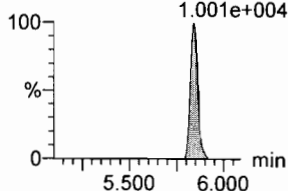


PFDoA

F54:MRM of 4 channels,ES-
612.9 > 569.0
8.809e+004

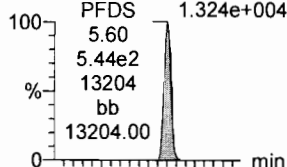


F54:MRM of 4 channels,ES-
612.9 > 318.8
1.001e+004

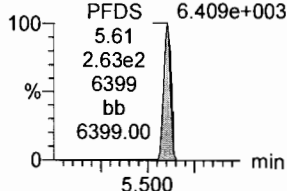


PFDS

F53:MRM of 2 channels,ES-
598.8 > 79.9
1.324e+004

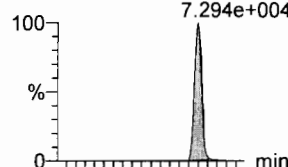


F53:MRM of 2 channels,ES-
598.8 > 98.9
6.409e+003

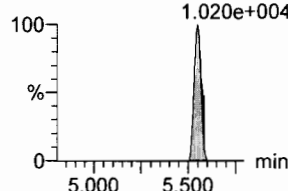


PFUdA

F46:MRM of 2 channels,ES-
563.0 > 518.9
7.294e+004

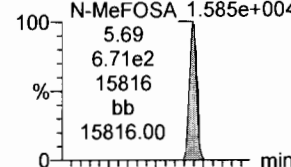


F46:MRM of 2 channels,ES-
563.0 > 269
1.020e+004

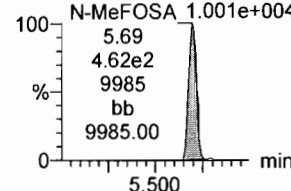


N-MeFOSA

F36:MRM of 2 channels,ES-
512.1 > 168.9
1.585e+004

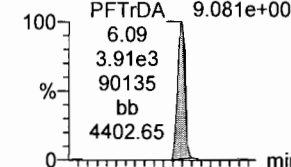


F36:MRM of 2 channels,ES-
512.1 > 219
1.001e+004

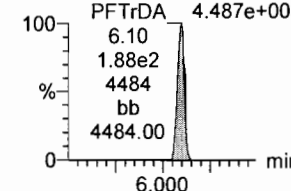


PFTTrDA

F60:MRM of 2 channels,ES-
662.9 > 618.9
9.081e+004

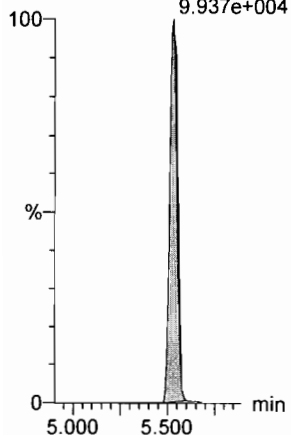


F60:MRM of 2 channels,ES-
662.9 > 319
4.487e+003



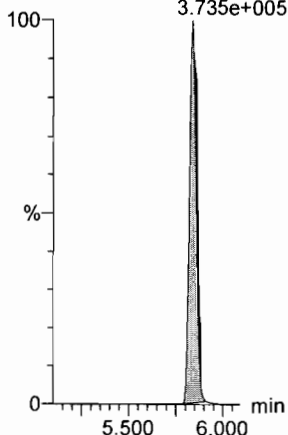
d3-N-EtFOSAA

F52:MRM of 1 channel,ES-
589.3 > 419
9.937e+004



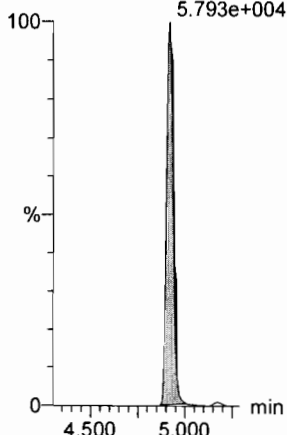
13C2-PFDoA

F55:MRM of 2 channels,ES-
615.0 > 569.7
3.735e+005



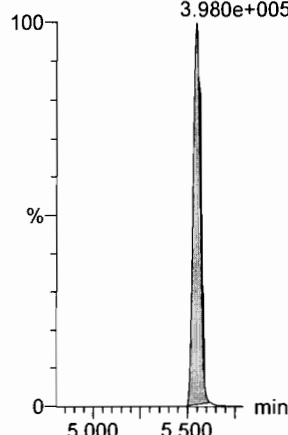
13C8-PFOS

F35:MRM of 1 channel,ES-
507.0 > 79.9
5.793e+004



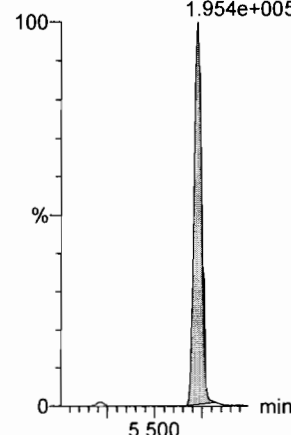
13C2-PFUdA

F47:MRM of 1 channel,ES-
565 > 519.8
3.980e+005



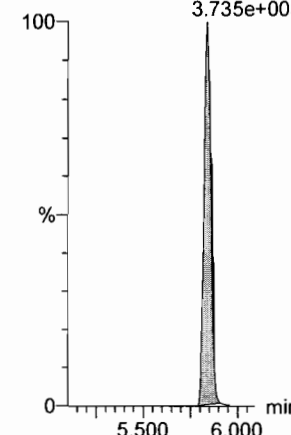
d3-N-MeFOSA

F39:MRM of 1 channel,ES-
515.2 > 168.9
1.954e+005



13C2-PFDoA

F55:MRM of 2 channels,ES-
615.0 > 569.7
3.735e+005



Dataset: F:\Projects\PFAS.PRO\Results\181014M1\181014M1-CRV.qld

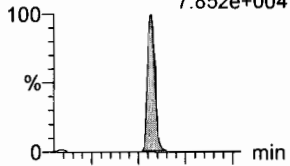
Last Altered: Sunday, October 14, 2018 18:57:08 Pacific Daylight Time

Printed: Sunday, October 14, 2018 18:57:28 Pacific Daylight Time

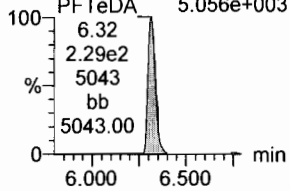
Name: 181014M1_6, Date: 14-Oct-2018, Time: 15:12:39, ID: ST181014M1-4 PFC CS1 18J0804, Description: PFC CS1 18J0804

PFTeDA

F61:MRM of 2 channels,ES-
712.8 > 669.0
7.852e+004

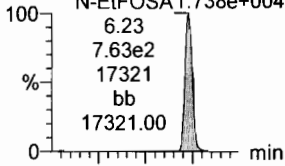


F61:MRM of 2 channels,ES-
712.8 > 368.9
5.056e+003

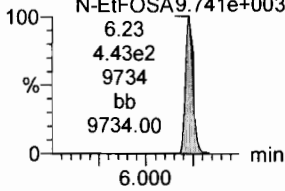


N-EtFOSA

F41:MRM of 2 channels,ES-
526.1 > 168.9
1.738e+004

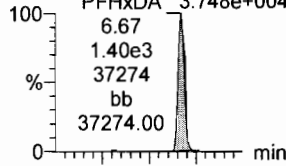


F41:MRM of 2 channels,ES-
526.1 > 219
9.741e+003

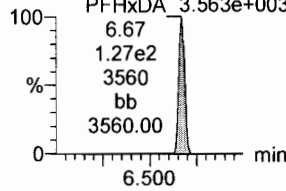


PFHxDA

F63:MRM of 2 channels,ES-
813.1 > 768.6
3.748e+004




F63:MRM of 2 channels,ES-
813.1 > 219
3.563e+003




PFODA

F65:MRM of 1 channel,ES-
913.1 > 868.8
7.087e+004




N-MeFOSE

F56:MRM of 1 channel,ES-
616.1 > 58.9
1.830e+004




N-EtFOSE

F58:MRM of 1 channel,ES-
630.1 > 58.9
2.407e+004



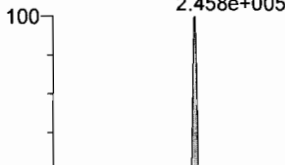
13C2-PFTeDA

F62:MRM of 2 channels,ES-
714.8 > 669.6
1.946e+005



d5-N-ETFOSA

F44:MRM of 1 channel,ES-
531.1 > 168.9
2.458e+005




13C2-PFHxDA

F64:MRM of 1 channel,ES-
815 > 769.7
1.550e+005




13C2-PFHxDA

F64:MRM of 1 channel,ES-
815 > 769.7
1.550e+005



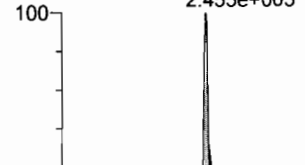
d7-N-MeFOSE

F57:MRM of 1 channel,ES-
623.1 > 58.9
2.512e+005



d9-N-EtFOSE

F59:MRM of 1 channel,ES-
639.2 > 58.8
2.455e+005



Dataset: F:\Projects\PFAS.PRO\Results\181014M1\181014M1-CRV.qld

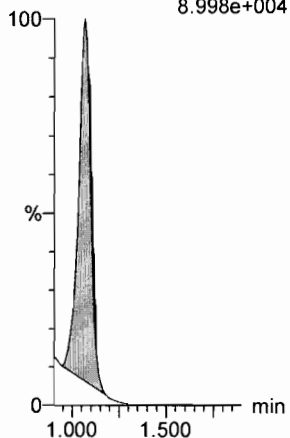
Last Altered: Sunday, October 14, 2018 18:57:08 Pacific Daylight Time

Printed: Sunday, October 14, 2018 18:57:28 Pacific Daylight Time

Name: 181014M1_6, Date: 14-Oct-2018, Time: 15:12:39, ID: ST181014M1-4 PFC CS1 18J0804, Description: PFC CS1 18J0804

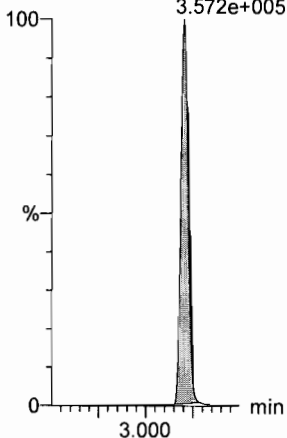
13C4-PFBA

F4:MRM of 1 channel,ES-
217. > 172
8.998e+004



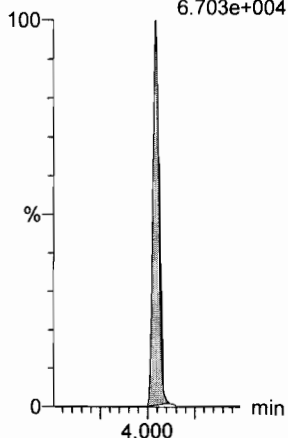
13C5-PFHxA

F11:MRM of 1 channel,ES-
318 > 272.9
3.572e+005



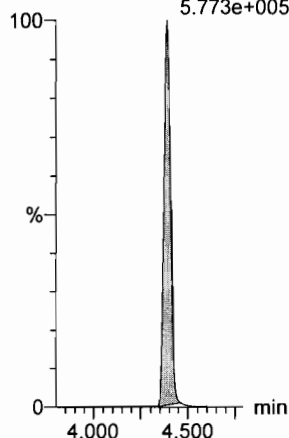
13C3-PFHxS

F19:MRM of 1 channel,ES-
401.8 > 79.9
6.703e+004



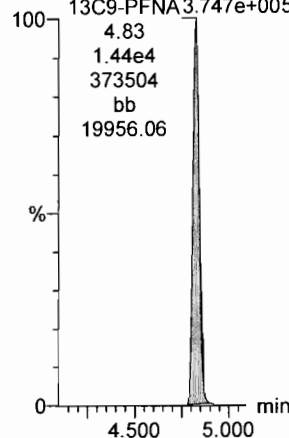
13C8-PFOA

F23:MRM of 1 channel,ES-
420.9 > 376
5.773e+005



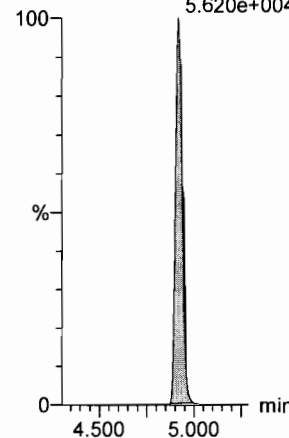
13C9-PFNA

F29:MRM of 1 channel,ES-
472.2 > 426.9
3.747e+005



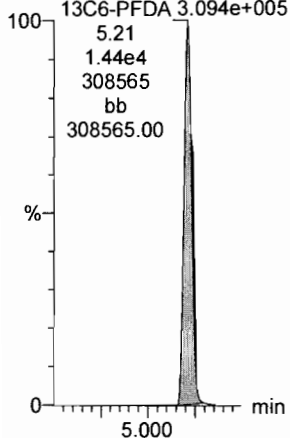
13C4-PFOS

F33:MRM of 1 channel,ES-
503 > 79.9
5.620e+004



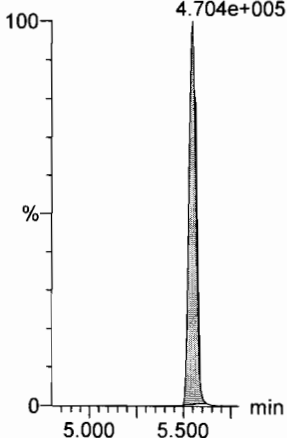
13C6-PFDA

F40:MRM of 1 channel,ES-
519.1 > 473.7
3.094e+005



13C7-PFUdA

F49:MRM of 1 channel,ES-
570.1 > 524.8
4.704e+005

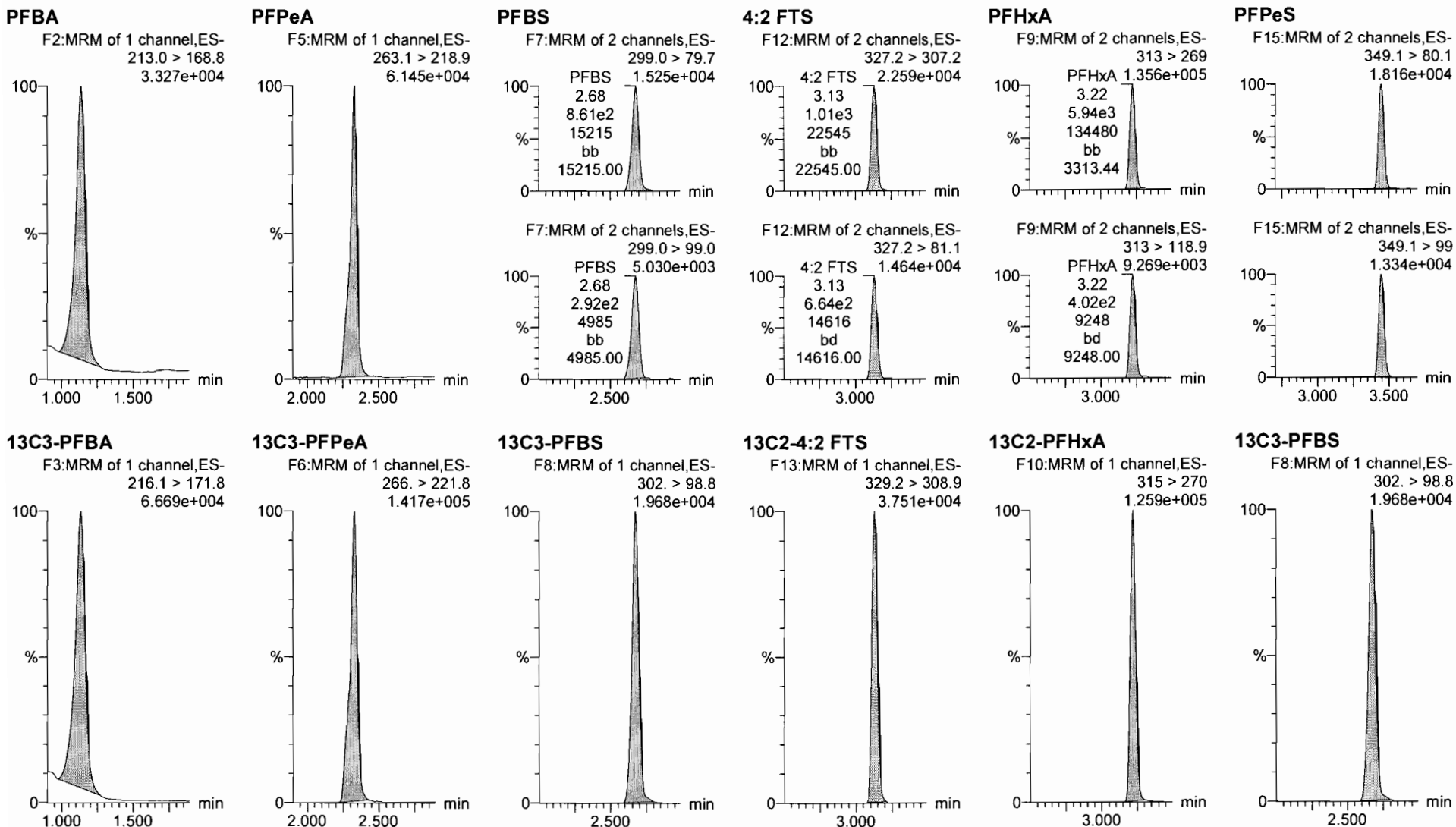


Dataset: F:\Projects\PFAS.PRO\Results\181014M1\181014M1-CRV.qld

Last Altered: Sunday, October 14, 2018 18:57:08 Pacific Daylight Time

Printed: Sunday, October 14, 2018 18:57:28 Pacific Daylight Time

Name: 181014M1_7, Date: 14-Oct-2018, Time: 15:28:22, ID: ST181014M1-5 PFC CS2 18J0805, Description: PFC CS2 18J0805

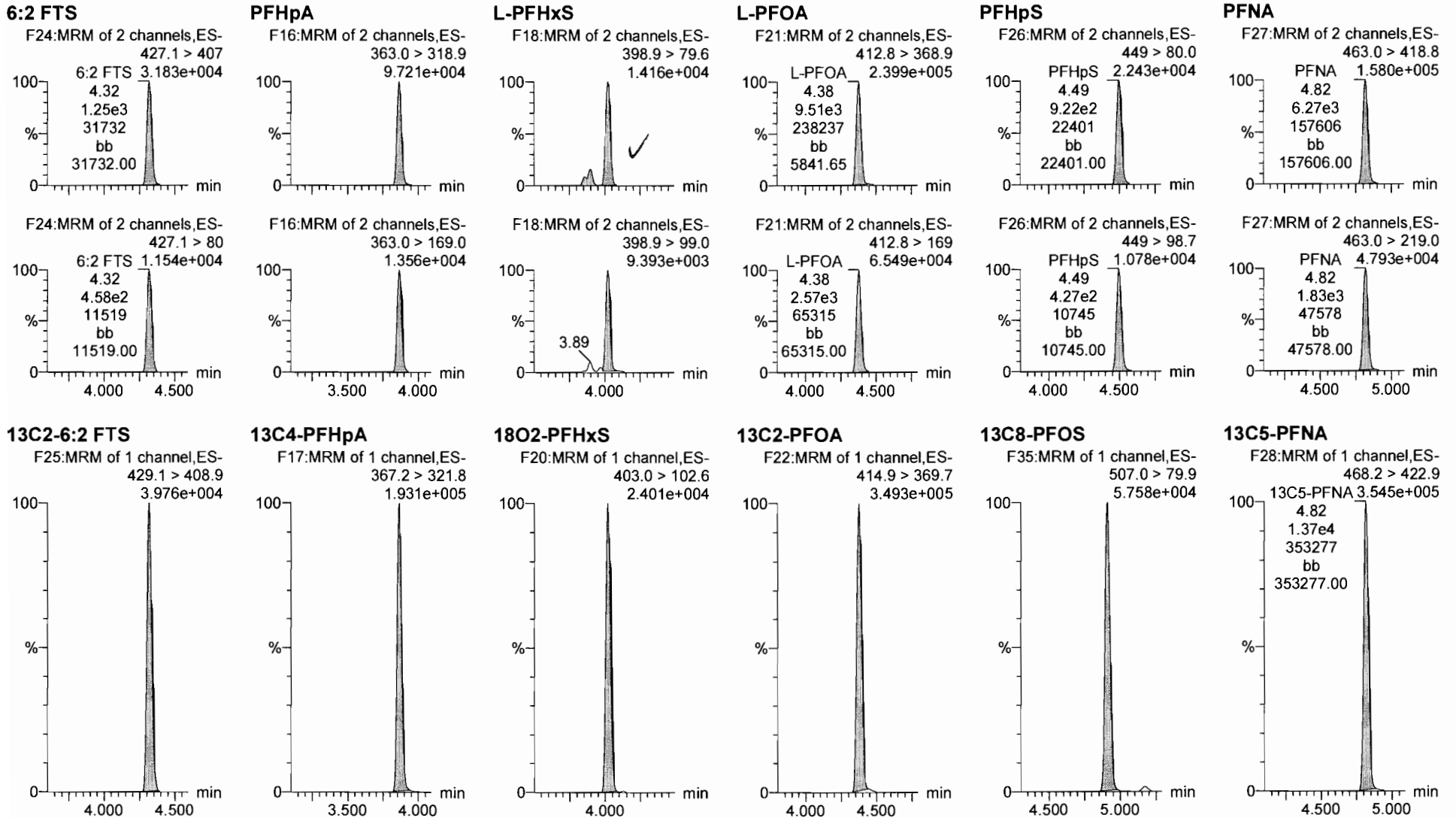


Dataset: F:\Projects\PFAS.PRO\Results\181014M1\181014M1-CRV.qld

Last Altered: Sunday, October 14, 2018 18:57:08 Pacific Daylight Time

Printed: Sunday, October 14, 2018 18:57:28 Pacific Daylight Time

Name: 181014M1_7, Date: 14-Oct-2018, Time: 15:28:22, ID: ST181014M1-5 PFC CS2 18J0805, Description: PFC CS2 18J0805



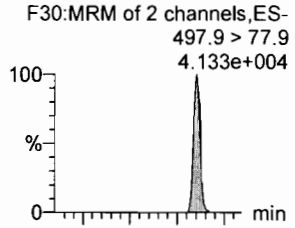
Dataset: F:\Projects\PFAS.PRO\Results\181014M1\181014M1-CRV.qld

Last Altered: Sunday, October 14, 2018 18:57:08 Pacific Daylight Time

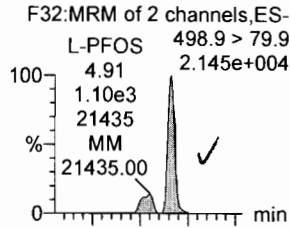
Printed: Sunday, October 14, 2018 18:57:28 Pacific Daylight Time

Name: 181014M1_7, Date: 14-Oct-2018, Time: 15:28:22, ID: ST181014M1-5 PFC CS2 18J0805, Description: PFC CS2 18J0805

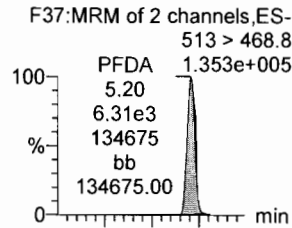
PFOSA



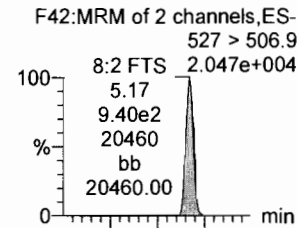
L-PFOS



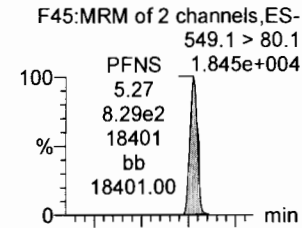
PFDA



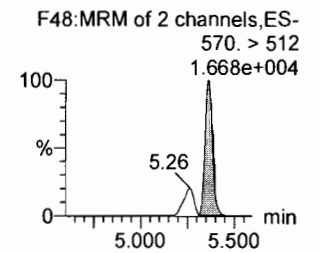
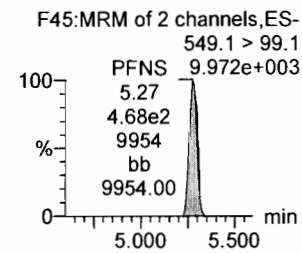
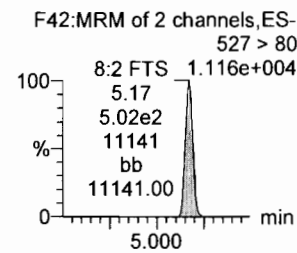
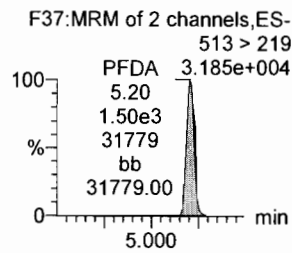
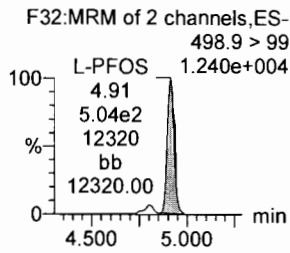
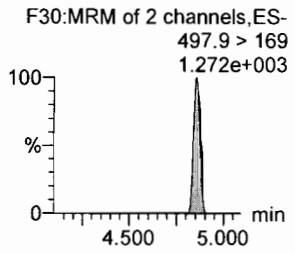
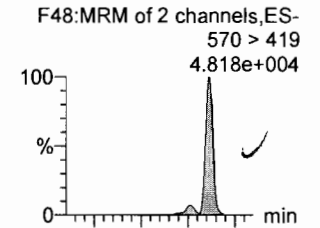
8:2 FTS



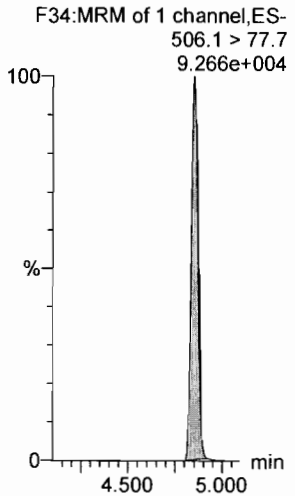
PFNS



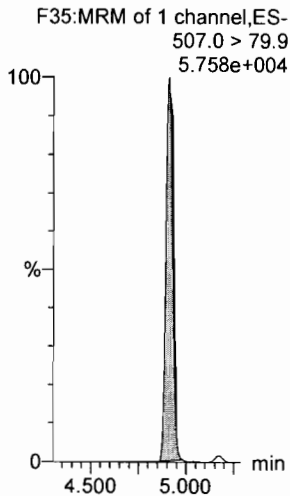
L-MeFOSAA



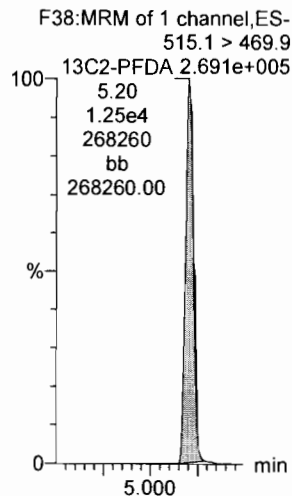
13C8-PFOSA



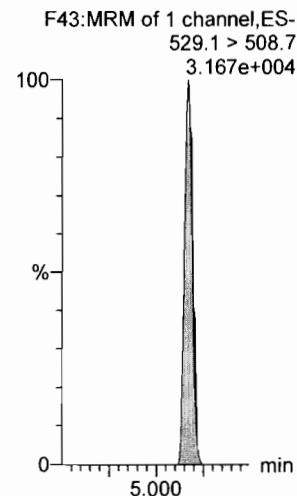
13C8-PFOS



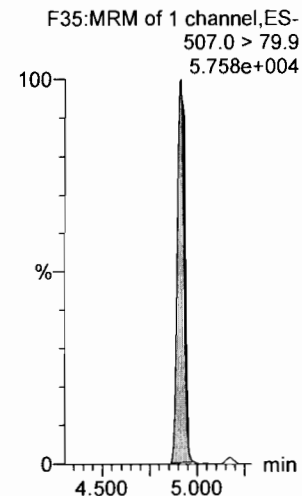
13C2-PFDA



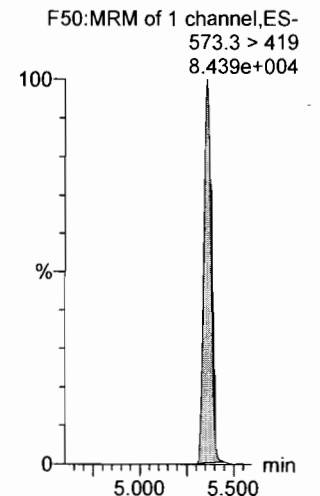
13C2-8:2 FTS



13C8-PFOS



d3-N-MeFOSAA

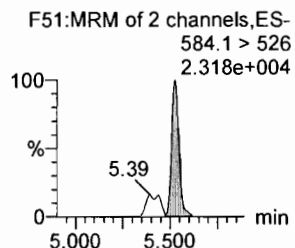
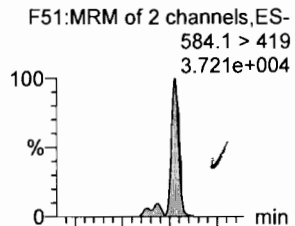


Dataset: F:\Projects\PFAS.PRO\Results\181014M1\181014M1-CRV.qld

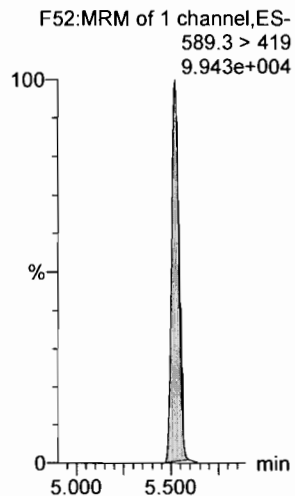
Last Altered: Sunday, October 14, 2018 18:57:08 Pacific Daylight Time
Printed: Sunday, October 14, 2018 18:57:28 Pacific Daylight Time

Name: 181014M1_7, Date: 14-Oct-2018, Time: 15:28:22, ID: ST181014M1-5 PFC CS2 18J0805, Description: PFC CS2 18J0805

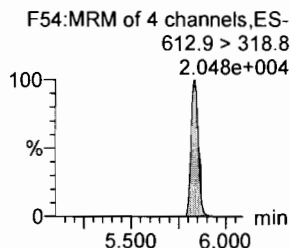
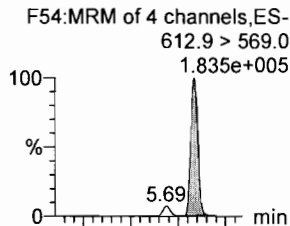
L-EtFOSAA



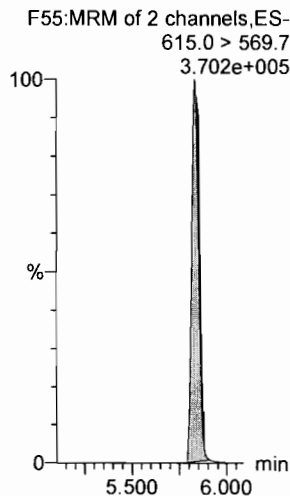
d3-N-EtFOSAA



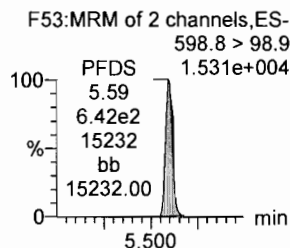
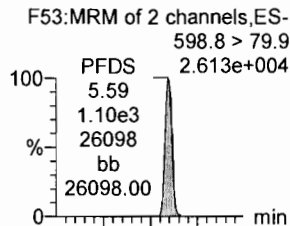
PFDoA



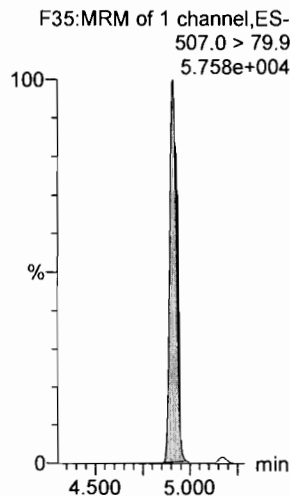
13C2-PFDoA



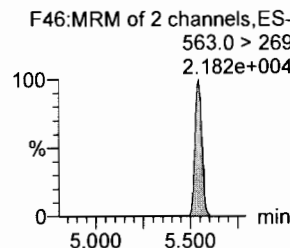
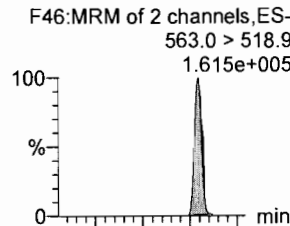
PFDS



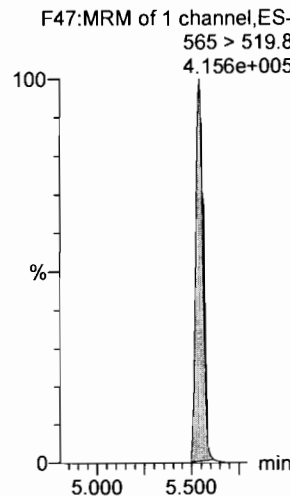
13C8-PFOS



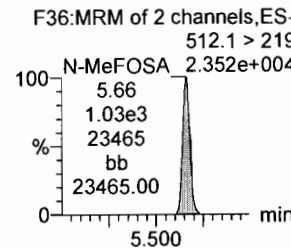
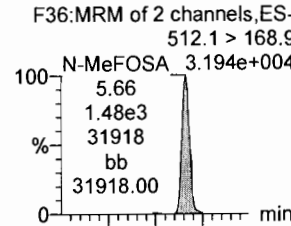
PFUdA



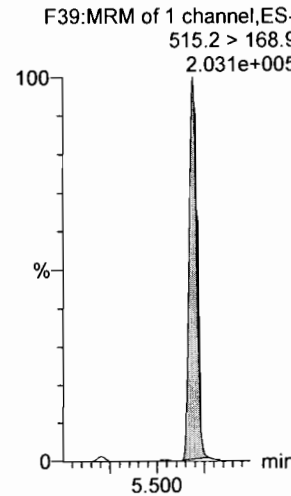
13C2-PFUdA



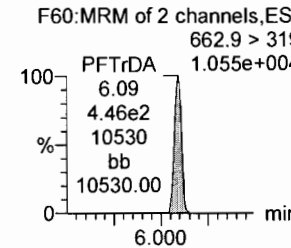
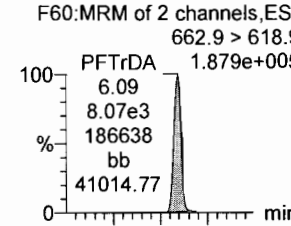
N-MeFOSA



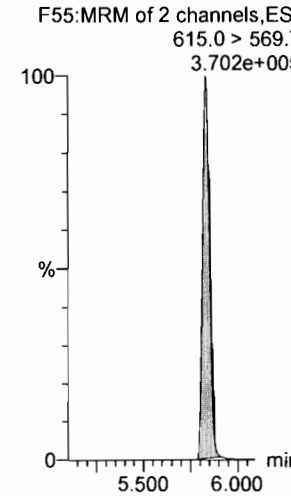
d3-N-MeFOSA



PFTrDA



13C2-PFDoA



Dataset: F:\Projects\PFAS.PRO\Results\181014M1\181014M1-CRV.qld

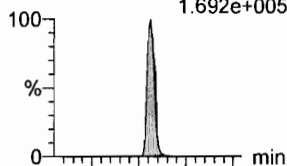
Last Altered: Sunday, October 14, 2018 18:57:08 Pacific Daylight Time

Printed: Sunday, October 14, 2018 18:57:28 Pacific Daylight Time

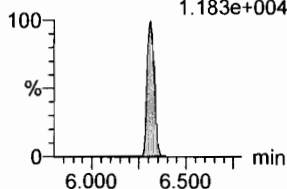
Name: 181014M1_7, Date: 14-Oct-2018, Time: 15:28:22, ID: ST181014M1-5 PFC CS2 18J0805, Description: PFC CS2 18J0805

PFTeDA

F61:MRM of 2 channels,ES-
712.8 > 669.0
1.692e+005

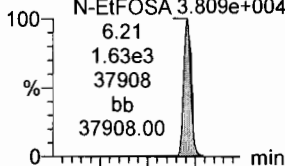


F61:MRM of 2 channels,ES-
712.8 > 368.9
1.183e+004

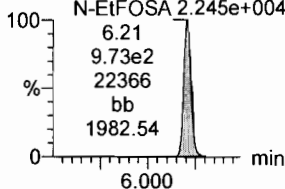


N-EtFOSA

F41:MRM of 2 channels,ES-
526.1 > 168.9
N-EtFOSA 3.809e+004

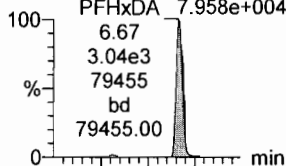


F41:MRM of 2 channels,ES-
526.1 > 219
N-EtFOSA 2.245e+004

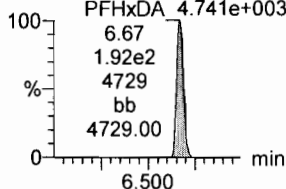


PFHxDA

F63:MRM of 2 channels,ES-
813.1 > 768.6
PFHxDA 7.958e+004




F63:MRM of 2 channels,ES-
813.1 > 219
PFHxDA 4.741e+003




PFODA

F65:MRM of 1 channel,ES-
913.1 > 868.8
PFODA 1.504e+005



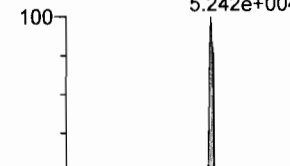
N-MeFOSE

F56:MRM of 1 channel,ES-
616.1 > 58.9
4.378e+004




N-EtFOSE

F58:MRM of 1 channel,ES-
630.1 > 58.9
5.242e+004




13C2-PFTeDA

F62:MRM of 2 channels,ES-
714.8 > 669.6
1.999e+005




d5-N-ETFOSA

F44:MRM of 1 channel,ES-
531.1 > 168.9
2.537e+005



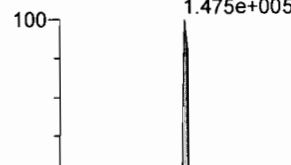
13C2-PFHxDA

F64:MRM of 1 channel,ES-
815 > 769.7
1.475e+005




13C2-PFHxDA

F64:MRM of 1 channel,ES-
815 > 769.7
1.475e+005



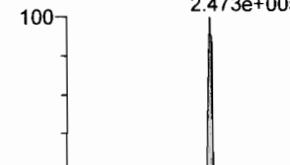
d7-N-MeFOSE

F57:MRM of 1 channel,ES-
623.1 > 58.9
2.504e+005



d9-N-EtFOSE

F59:MRM of 1 channel,ES-
639.2 > 58.8
2.473e+005



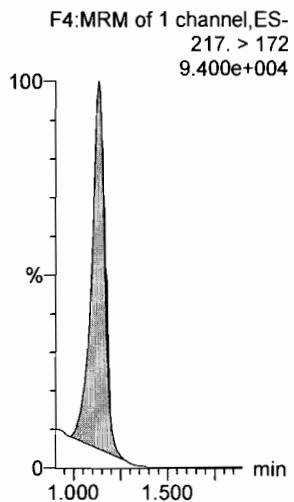
Dataset: F:\Projects\PFAS.PRO\Results\181014M1\181014M1-CRV.qld

Last Altered: Sunday, October 14, 2018 18:57:08 Pacific Daylight Time

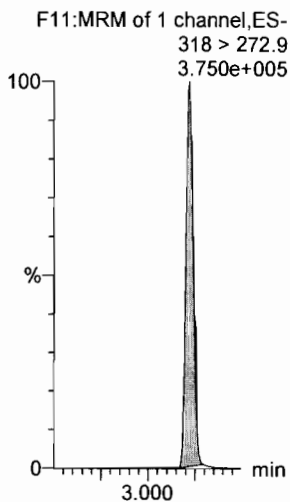
Printed: Sunday, October 14, 2018 18:57:28 Pacific Daylight Time

Name: 181014M1_7, Date: 14-Oct-2018, Time: 15:28:22, ID: ST181014M1-5 PFC CS2 18J0805, Description: PFC CS2 18J0805

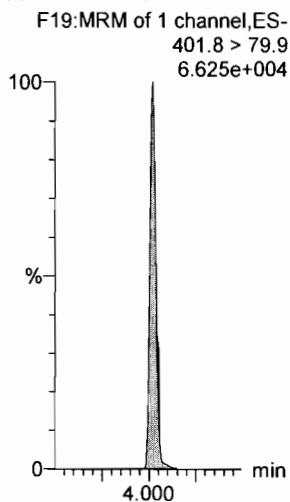
13C4-PFBA



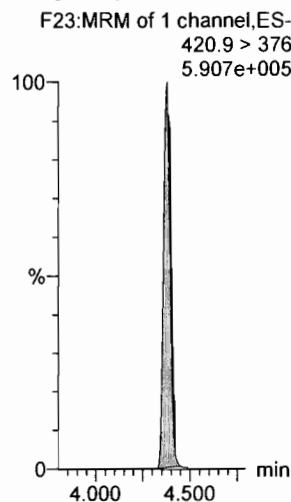
13C5-PFHxA



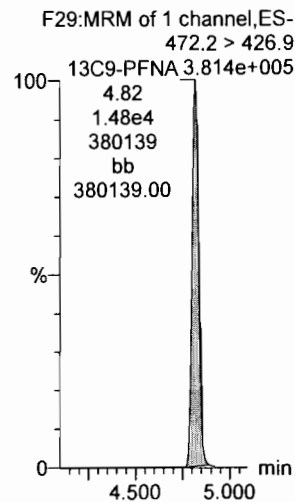
13C3-PFHxS



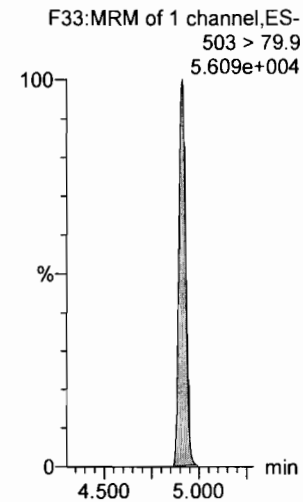
13C8-PFOA



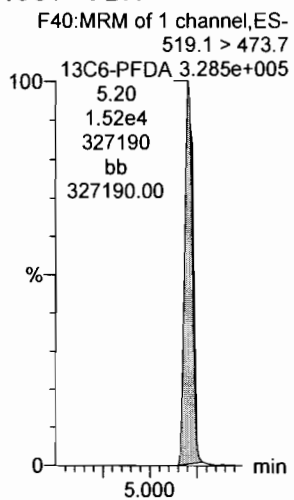
13C9-PFNA



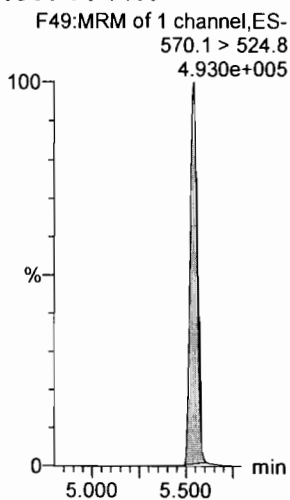
13C4-PFOS



13C6-PFDA



13C7-PFUdA



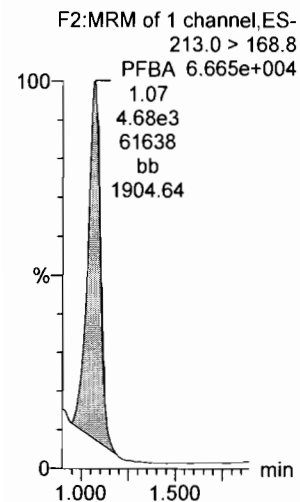
Dataset: F:\Projects\PFAS.PRO\Results\181014M1\181014M1-CRV.qld

Last Altered: Sunday, October 14, 2018 18:57:08 Pacific Daylight Time

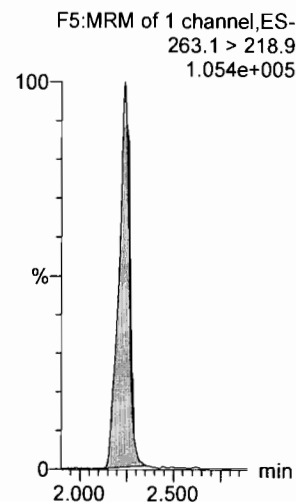
Printed: Sunday, October 14, 2018 18:57:28 Pacific Daylight Time

Name: 181014M1_8, Date: 14-Oct-2018, Time: 15:38:57, ID: ST181014M1-6 PFC CS3 18J0806, Description: PFC CS3 18J0806

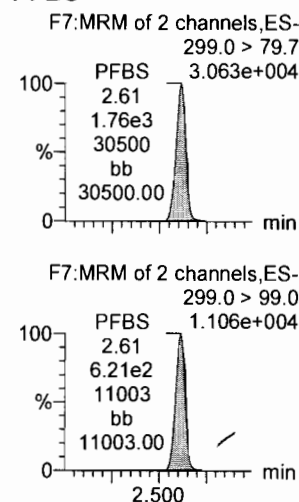
PFBA



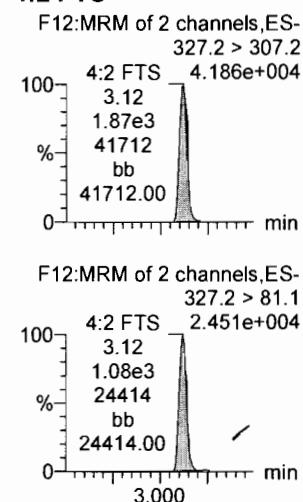
PFPeA



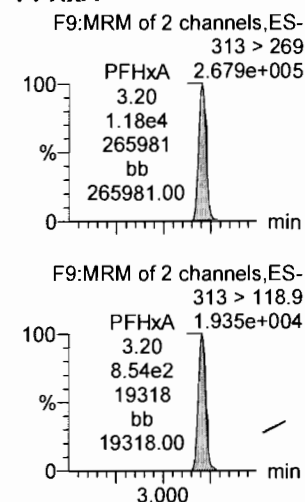
PFBS



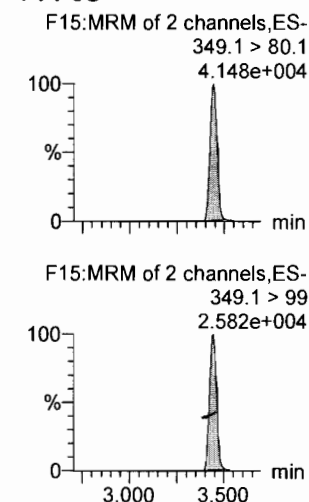
4:2 FTS



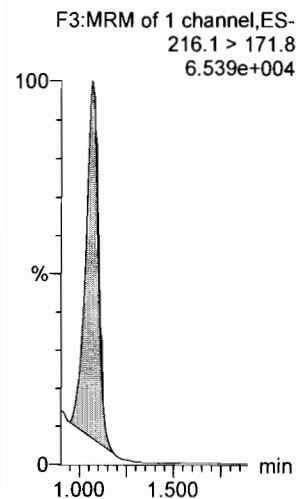
PFHxA



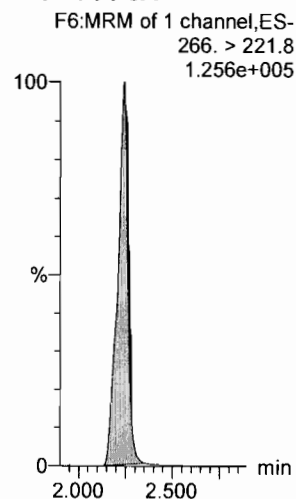
PFPeS



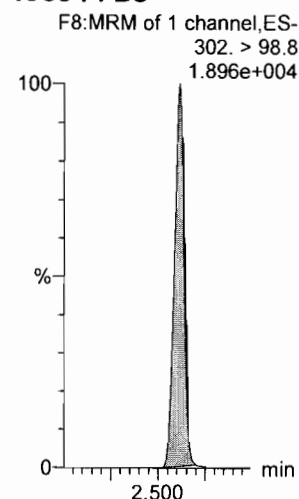
13C3-PFBA



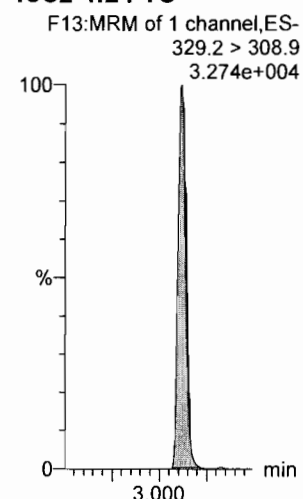
13C3-PFPeA



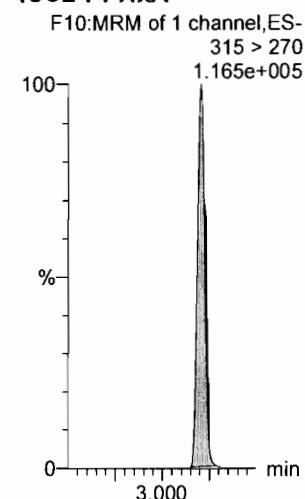
13C3-PFBS



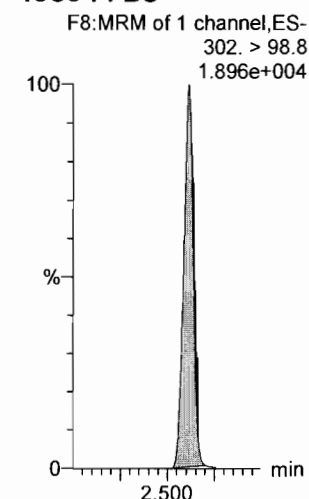
13C2-4:2 FTS



13C2-PFHxA



13C3-PFBS

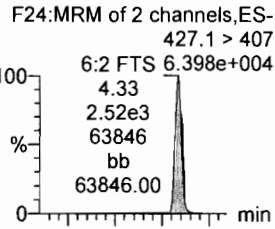


Dataset: F:\Projects\PFAS.PRO\Results\181014M1\181014M1-CRV.qld

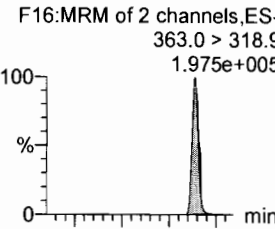
Last Altered: Sunday, October 14, 2018 18:57:08 Pacific Daylight Time
Printed: Sunday, October 14, 2018 18:57:28 Pacific Daylight Time

Name: 181014M1_8, Date: 14-Oct-2018, Time: 15:38:57, ID: ST181014M1-6 PFC CS3 18J0806, Description: PFC CS3 18J0806

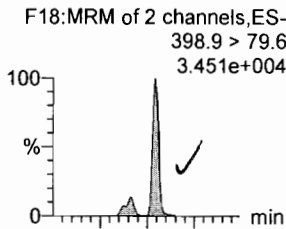
6:2 FTS



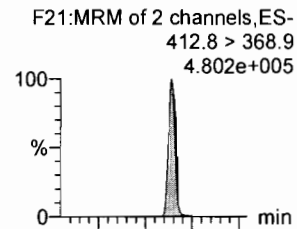
PFHpA



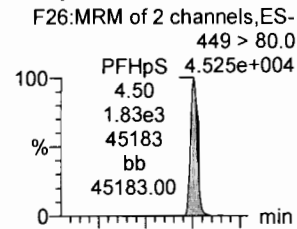
L-PFHxS



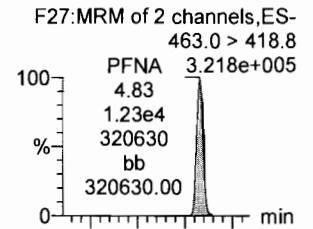
L-PFOA



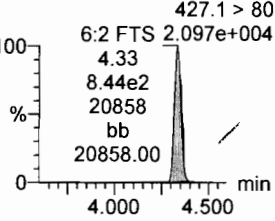
PFHpS



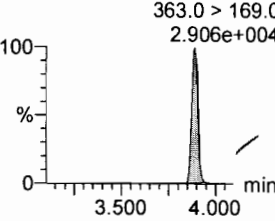
PFNA



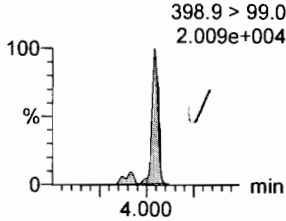
6:2 FTS



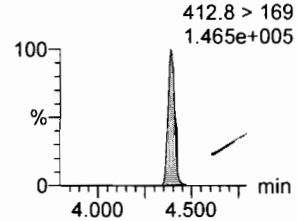
PFHpA



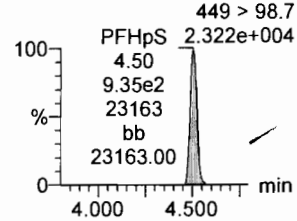
L-PFHxS



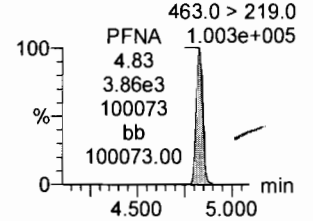
L-PFOA



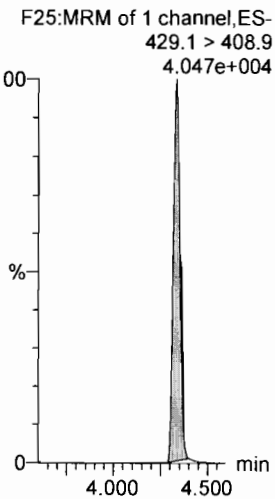
PFHpS



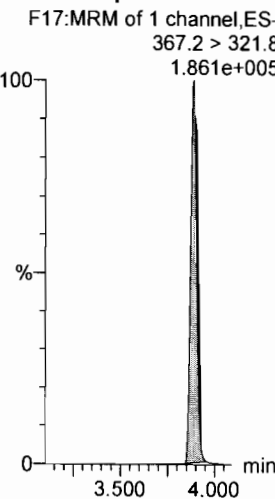
PFNA




13C2-6:2 FTS



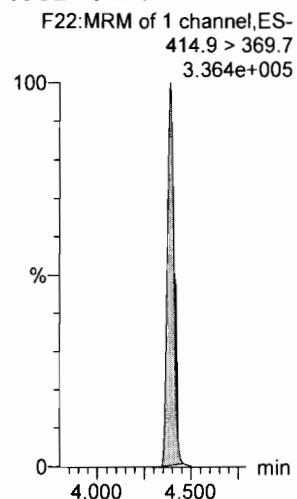
13C4-PFHpA



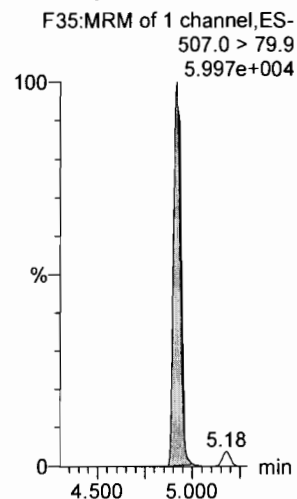
18O2-PFHxS



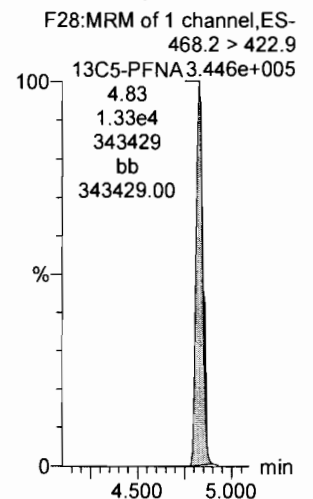
13C2-PFOA



13C8-PFOS



13C5-PFNA

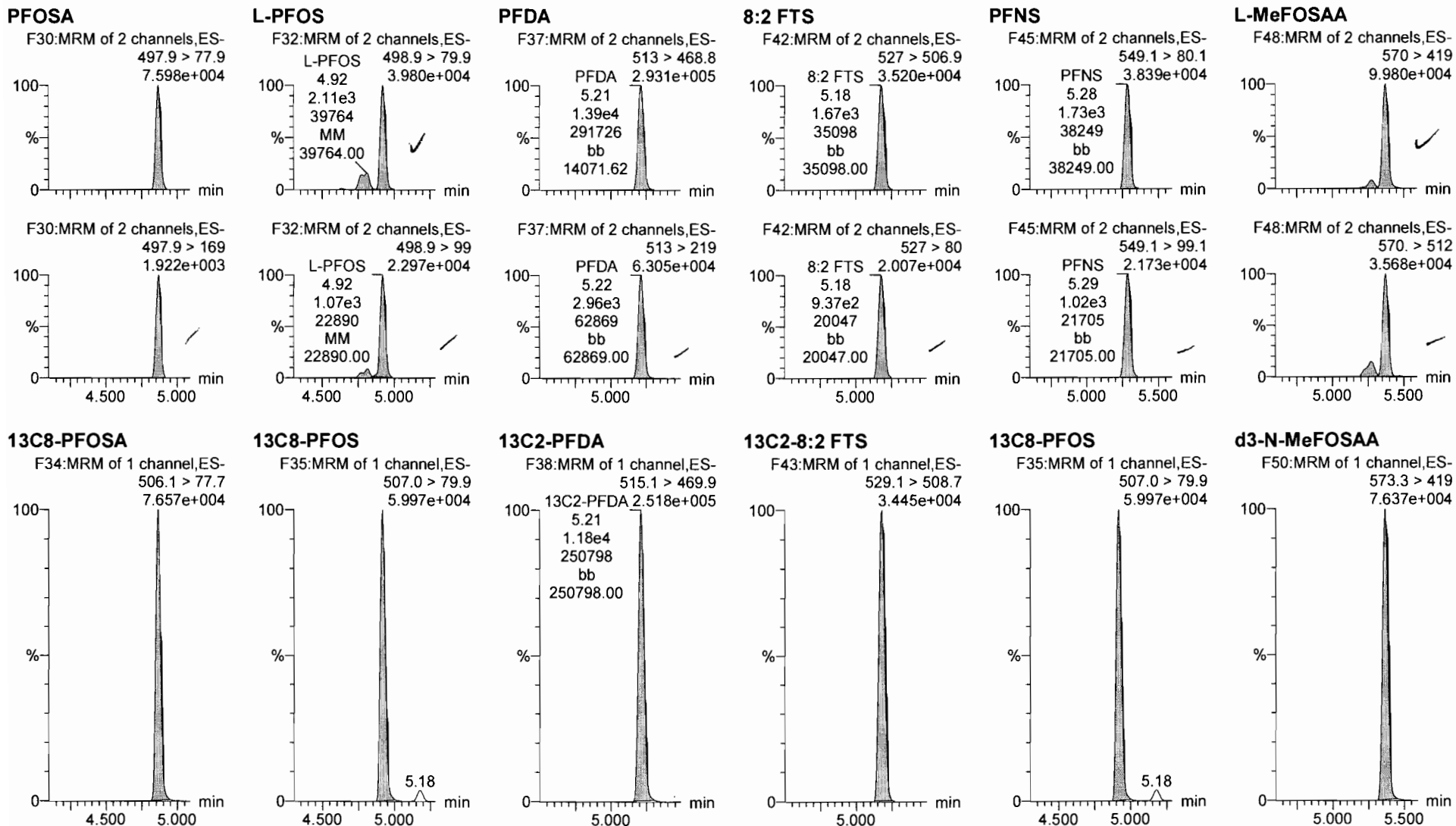


Dataset: F:\Projects\PFAS.PRO\Results\181014M1\181014M1-CRV.qld

Last Altered: Sunday, October 14, 2018 18:57:08 Pacific Daylight Time

Printed: Sunday, October 14, 2018 18:57:28 Pacific Daylight Time

Name: 181014M1_8, Date: 14-Oct-2018, Time: 15:38:57, ID: ST181014M1-6 PFC CS3 18J0806, Description: PFC CS3 18J0806

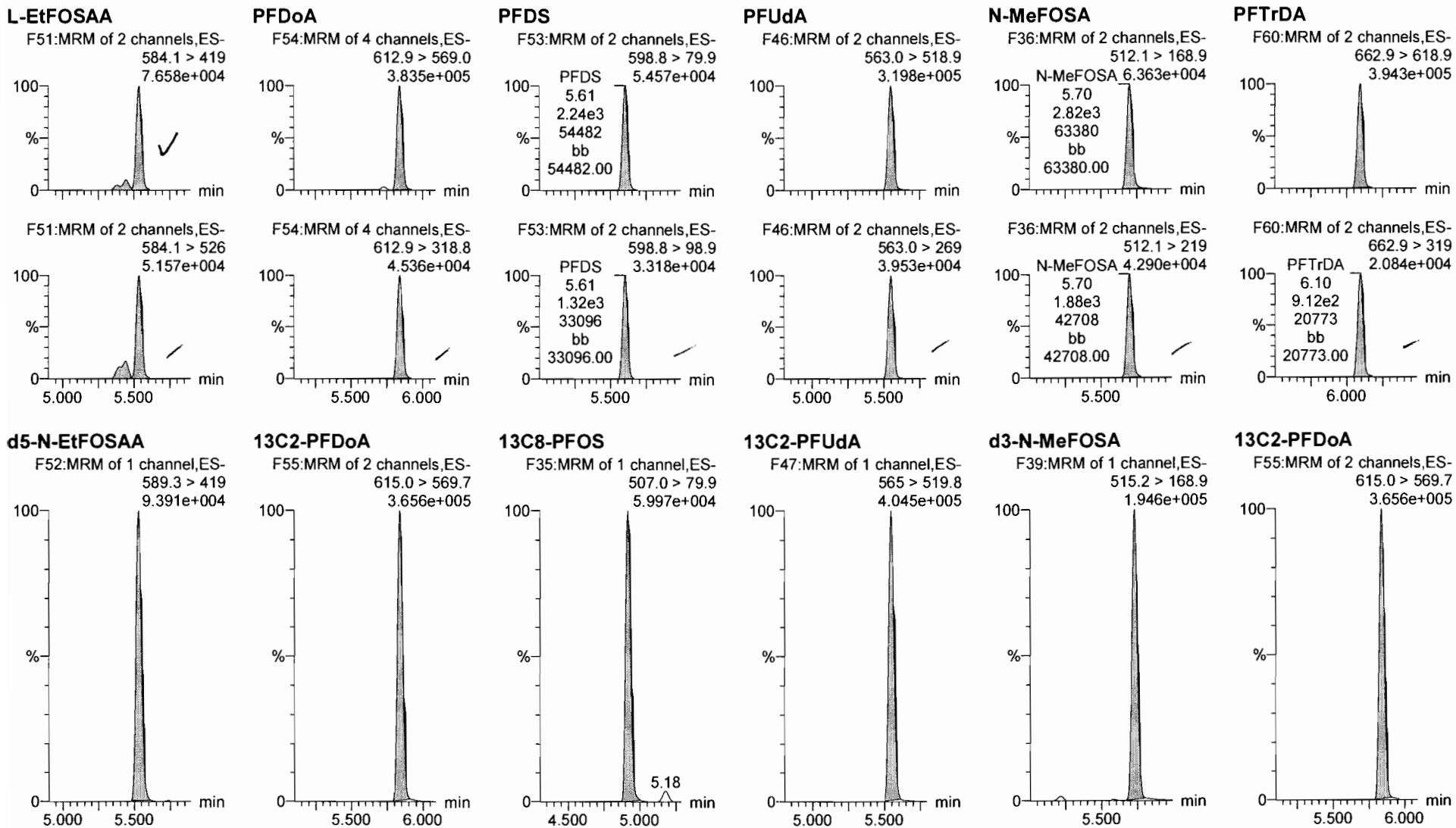


Dataset: F:\Projects\PFAS.PRO\Results\181014M1\181014M1-CRV.qld

Last Altered: Sunday, October 14, 2018 18:57:08 Pacific Daylight Time

Printed: Sunday, October 14, 2018 18:57:28 Pacific Daylight Time

Name: 181014M1_8, Date: 14-Oct-2018, Time: 15:38:57, ID: ST181014M1-6 PFC CS3 18J0806, Description: PFC CS3 18J0806



Dataset: F:\Projects\PFAS.PRO\Results\181014M1\181014M1-CRV.qld

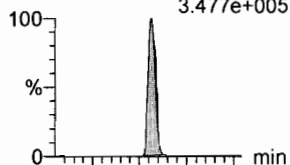
Last Altered: Sunday, October 14, 2018 18:57:08 Pacific Daylight Time

Printed: Sunday, October 14, 2018 18:57:28 Pacific Daylight Time

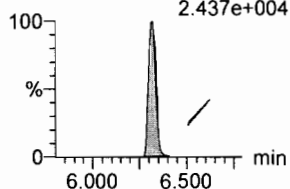
Name: 181014M1_8, Date: 14-Oct-2018, Time: 15:38:57, ID: ST181014M1-6 PFC CS3 18J0806, Description: PFC CS3 18J0806

PFTeDA

F61:MRM of 2 channels,ES-
712.8 > 669.0
3.477e+005

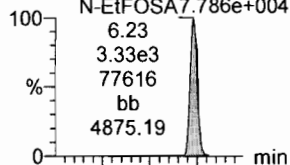


F61:MRM of 2 channels,ES-
712.8 > 368.9
2.437e+004

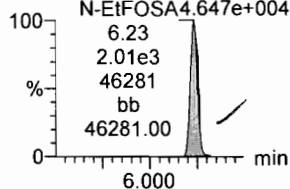


N-EtFOSA

F41:MRM of 2 channels,ES-
526.1 > 168.9
N-EtFOSA7.786e+004

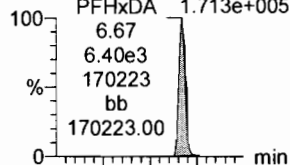


F41:MRM of 2 channels,ES-
526.1 > 219
N-EtFOSA4.647e+004

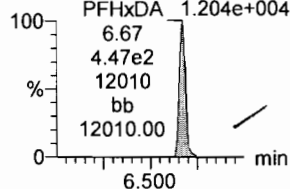


PFHxDA

F63:MRM of 2 channels,ES-
813.1 > 768.6
PFHxDA 1.713e+005




F63:MRM of 2 channels,ES-
813.1 > 219
PFHxDA 1.204e+004

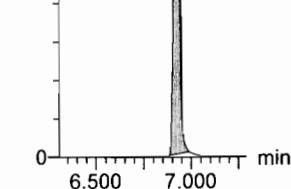


PFODA

F65:MRM of 1 channel,ES-
913.1 > 868.8
PFODA 3.188e+005

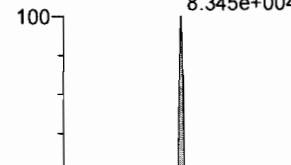


F65:MRM of 1 channel,ES-
913.1 > 868.8
PFODA 3.188e+005

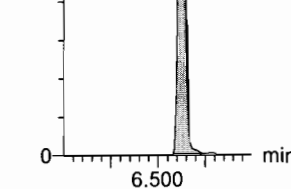


N-MeFOSE

F56:MRM of 1 channel,ES-
616.1 > 58.9
8.345e+004




F56:MRM of 1 channel,ES-
616.1 > 58.9
8.345e+004

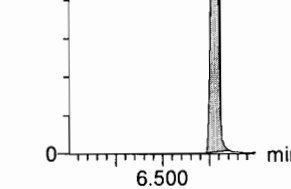


N-EtFOSE

F58:MRM of 1 channel,ES-
630.1 > 58.9
9.971e+004

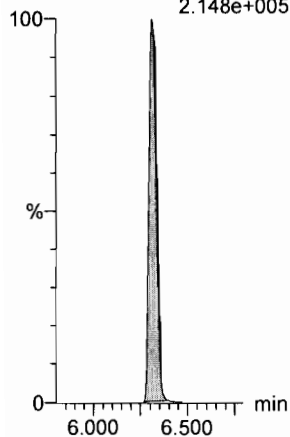


F58:MRM of 1 channel,ES-
630.1 > 58.9
9.971e+004



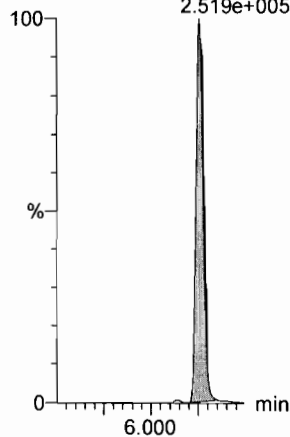
13C2-PFTeDA

F62:MRM of 2 channels,ES-
714.8 > 669.6
2.148e+005



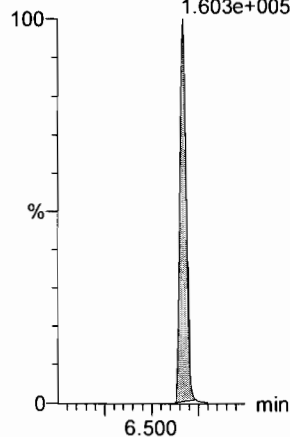
d5-N-ETFOSA

F44:MRM of 1 channel,ES-
531.1 > 168.9
2.519e+005



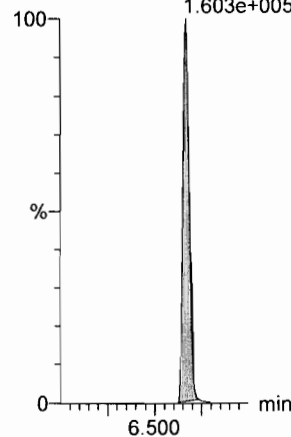
13C2-PFHxDA

F64:MRM of 1 channel,ES-
815 > 769.7
1.603e+005



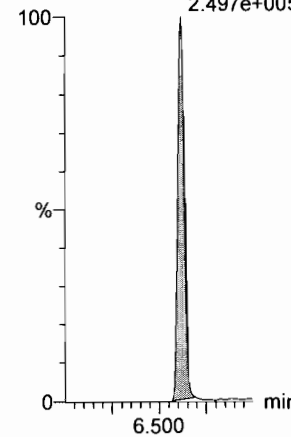
13C2-PFHxDA

F64:MRM of 1 channel,ES-
815 > 769.7
1.603e+005



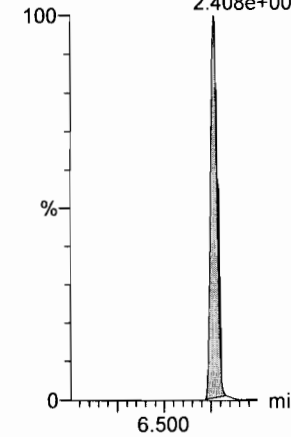
d7-N-MeFOSE

F57:MRM of 1 channel,ES-
623.1 > 58.9
2.497e+005



d9-N-EtFOSE

F59:MRM of 1 channel,ES-
639.2 > 58.8
2.408e+005



Dataset: F:\Projects\PFAS.PRO\Results\181014M1\181014M1-CRV.qld

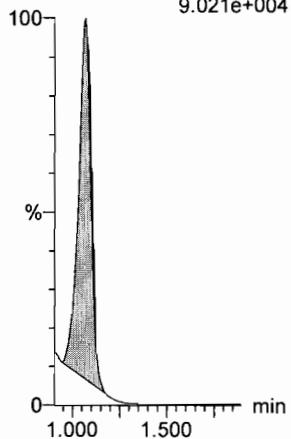
Last Altered: Sunday, October 14, 2018 18:57:08 Pacific Daylight Time

Printed: Sunday, October 14, 2018 18:57:28 Pacific Daylight Time

Name: 181014M1_8, Date: 14-Oct-2018, Time: 15:38:57, ID: ST181014M1-6 PFC CS3 18J0806, Description: PFC CS3 18J0806

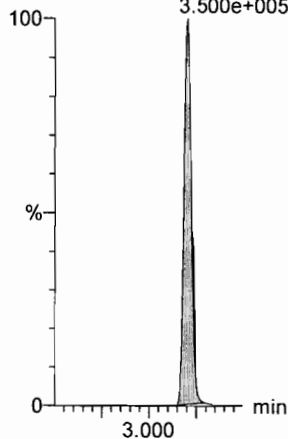
13C4-PFBA

F4:MRM of 1 channel,ES-
217. > 172
9.021e+004



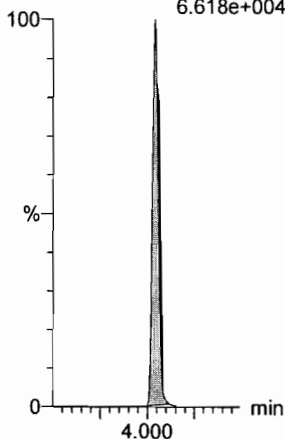
13C5-PFHxA

F11:MRM of 1 channel,ES-
318 > 272.9
3.500e+005



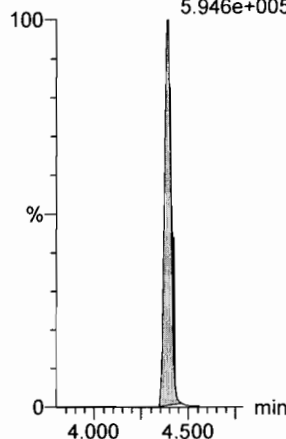
13C3-PFHxS

F19:MRM of 1 channel,ES-
401.8 > 79.9
6.618e+004



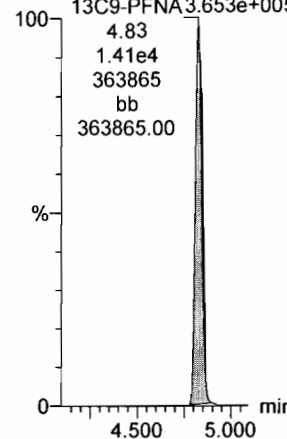
13C8-PFOA

F23:MRM of 1 channel,ES-
420.9 > 376
5.946e+005



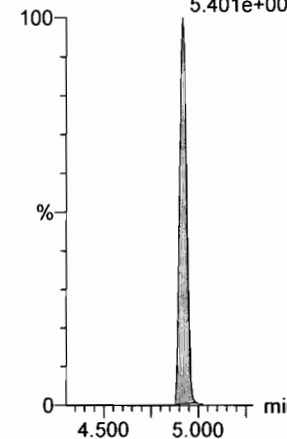
13C9-PFNA

F29:MRM of 1 channel,ES-
472.2 > 426.9
3.653e+005



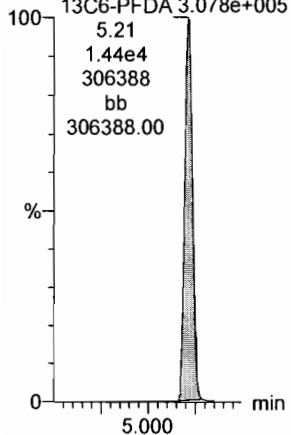
13C4-PFOS

F33:MRM of 1 channel,ES-
503 > 79.9
5.401e+004



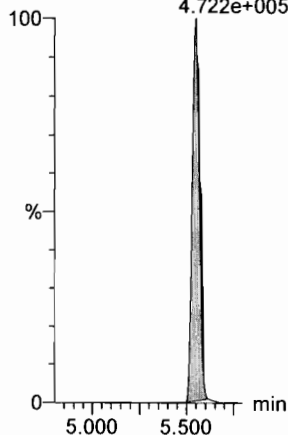
13C6-PFDA

F40:MRM of 1 channel,ES-
519.1 > 473.7
3.078e+005



13C7-PFUdA

F49:MRM of 1 channel,ES-
570.1 > 524.8
4.722e+005



Dataset: F:\Projects\PFAS.PRO\Results\181014M1\181014M1-CRV.qld

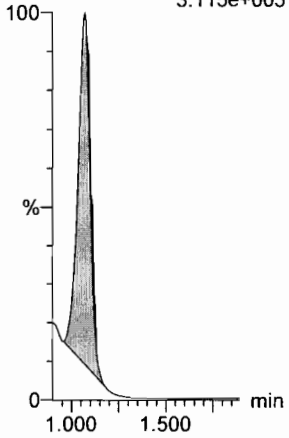
Last Altered: Sunday, October 14, 2018 18:57:08 Pacific Daylight Time

Printed: Sunday, October 14, 2018 18:57:28 Pacific Daylight Time

Name: 181014M1_9, Date: 14-Oct-2018, Time: 15:49:30, ID: ST181014M1-7 PFC CS4 18J0807, Description: PFC CS4 18J0807

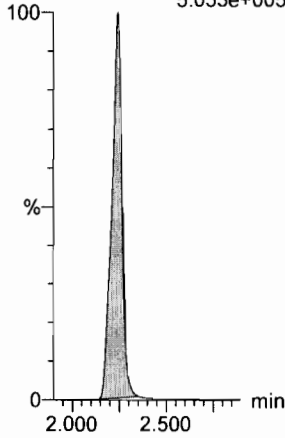
PFBA

F2:MRM of 1 channel,ES-
213.0 > 168.8
3.115e+005



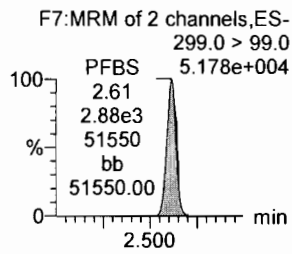
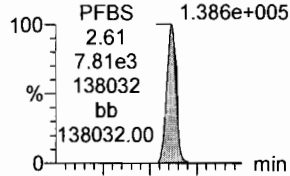
PFPeA

F5:MRM of 1 channel,ES-
263.1 > 218.9
5.053e+005



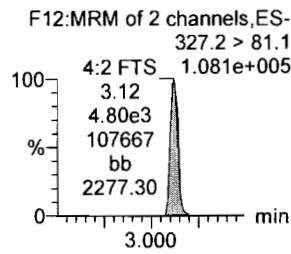
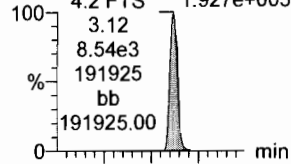
PFBS

F7:MRM of 2 channels,ES-
299.0 > 79.7
1.386e+005



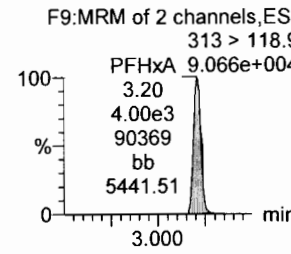
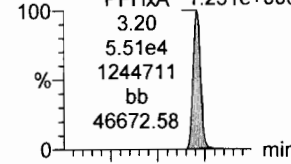
4:2 FTS

F12:MRM of 2 channels,ES-
327.2 > 307.2
1.927e+005



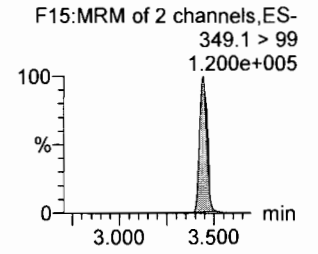
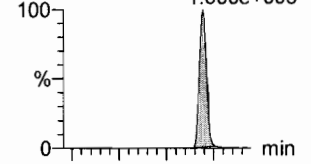
PFHxA

F9:MRM of 2 channels,ES-
313 > 269
1.251e+006



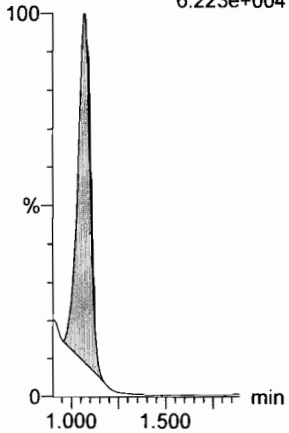
PFPeS

F15:MRM of 2 channels,ES-
349.1 > 80.1
1.800e+005



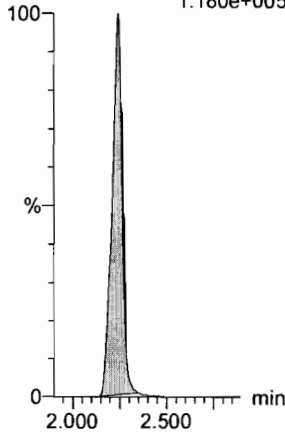
13C3-PFBA

F3:MRM of 1 channel,ES-
216.1 > 171.8
6.223e+004



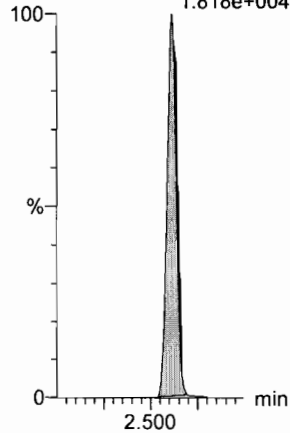
13C3-PFPeA

F6:MRM of 1 channel,ES-
266. > 221.8
1.180e+005



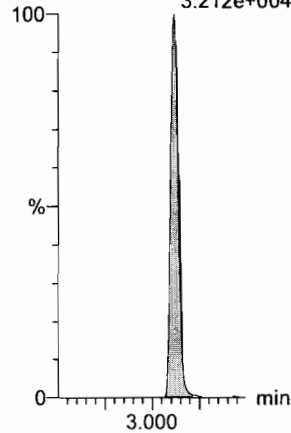
13C3-PFBS

F8:MRM of 1 channel,ES-
302. > 98.8
1.818e+004



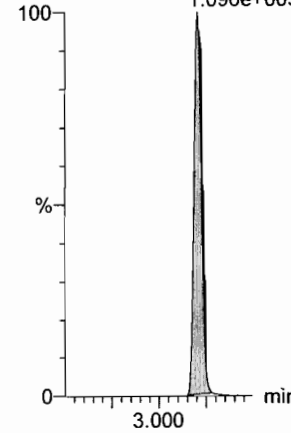
13C2-4:2 FTS

F13:MRM of 1 channel,ES-
329.2 > 308.9
3.212e+004



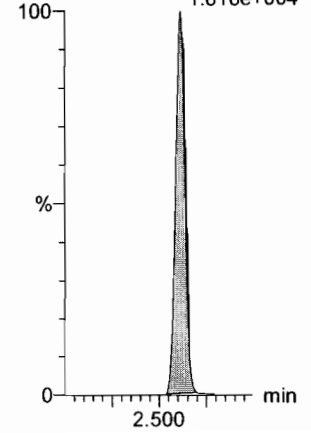
13C2-PFHxA

F10:MRM of 1 channel,ES-
315 > 270
1.096e+005



13C3-PFBS

F8:MRM of 1 channel,ES-
302. > 98.8
1.818e+004

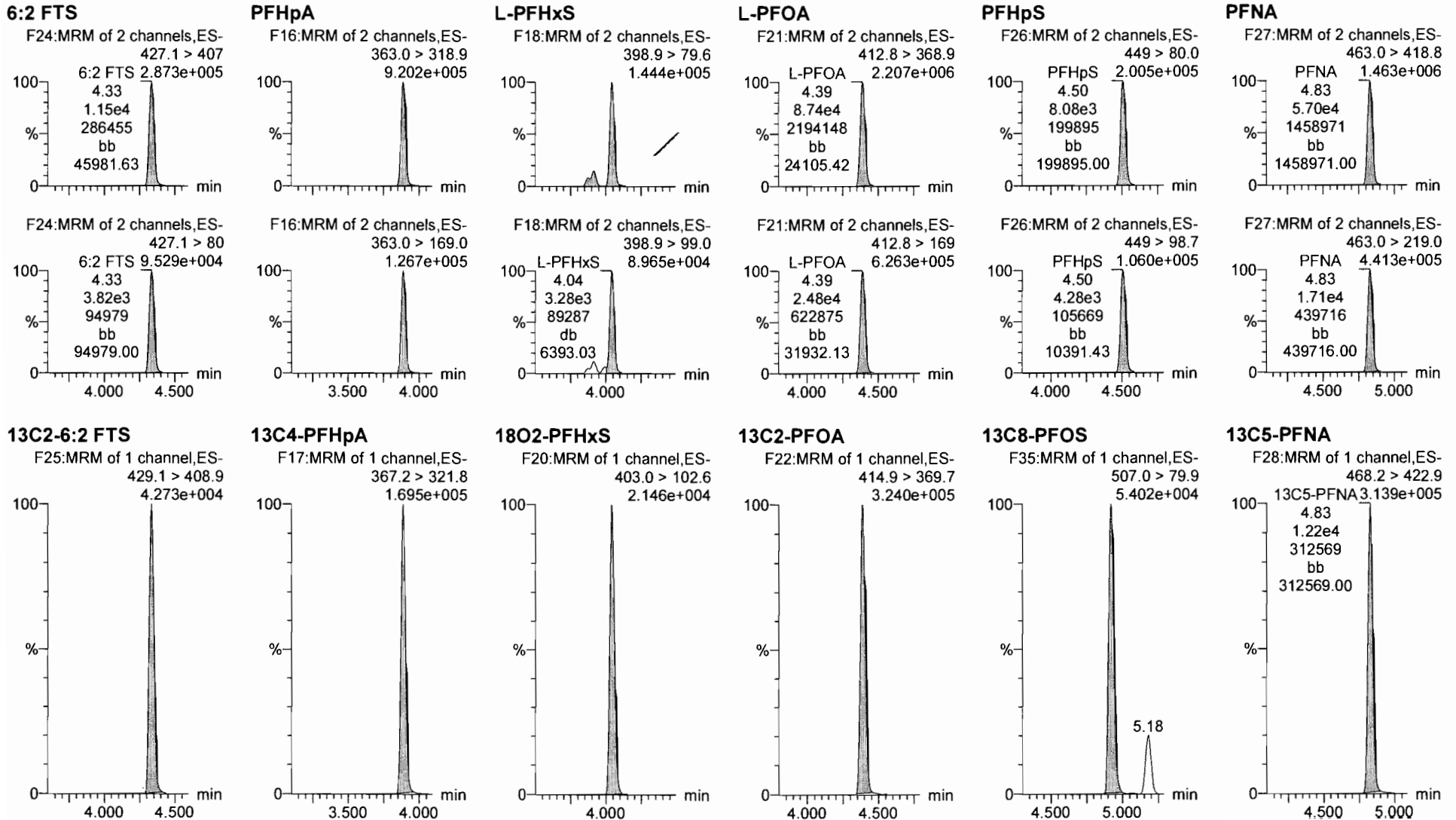


Dataset: F:\Projects\PFAS.PRO\Results\181014M1\181014M1-CRV.qld

Last Altered: Sunday, October 14, 2018 18:57:08 Pacific Daylight Time

Printed: Sunday, October 14, 2018 18:57:28 Pacific Daylight Time

Name: 181014M1_9, Date: 14-Oct-2018, Time: 15:49:30, ID: ST181014M1-7 PFC CS4 18J0807, Description: PFC CS4 18J0807



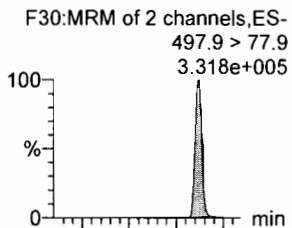
Dataset: F:\Projects\PFAS.PRO\Results\181014M1\181014M1-CRV.qld

Last Altered: Sunday, October 14, 2018 18:57:08 Pacific Daylight Time

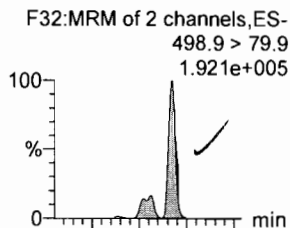
Printed: Sunday, October 14, 2018 18:57:28 Pacific Daylight Time

Name: 181014M1_9, Date: 14-Oct-2018, Time: 15:49:30, ID: ST181014M1-7 PFC CS4 18J0807, Description: PFC CS4 18J0807

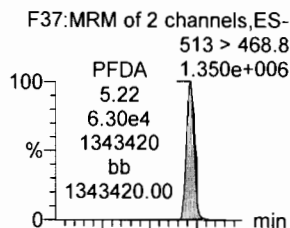
PFOSA



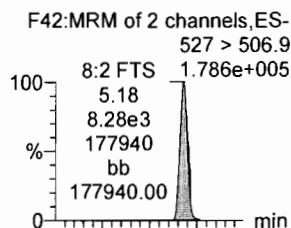
L-PFOS



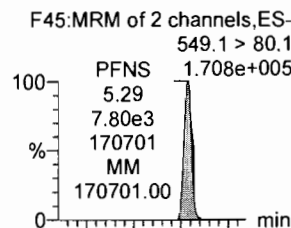
PFDA



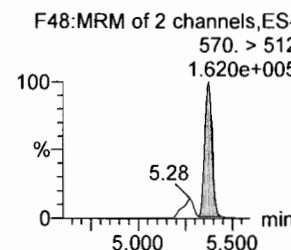
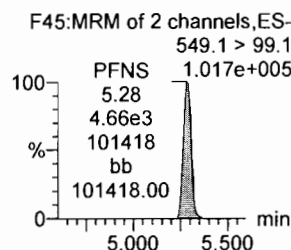
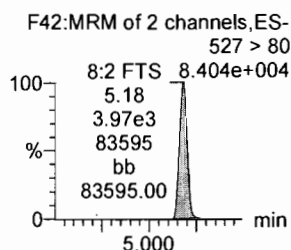
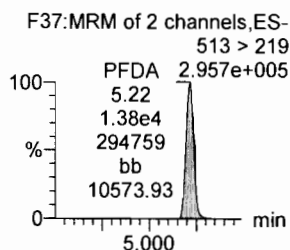
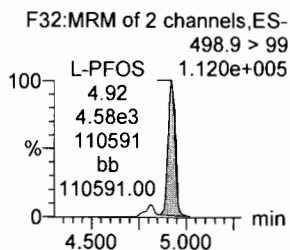
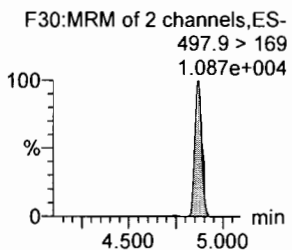
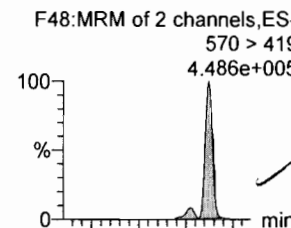
8:2 FTS



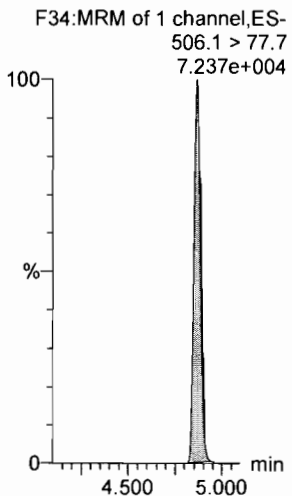
PFNS



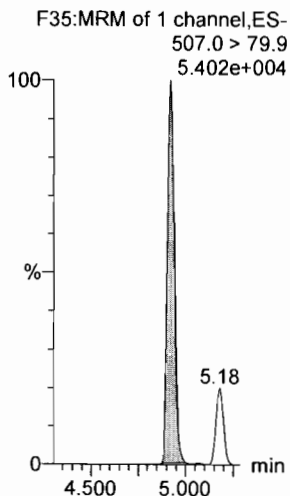
L-MeFOSAA



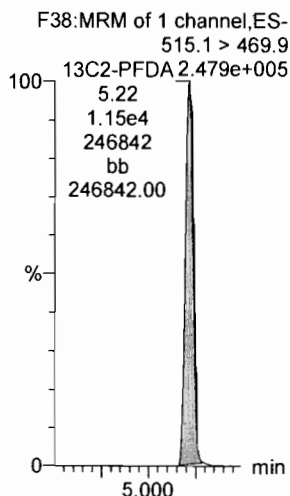
13C8-PFOSA



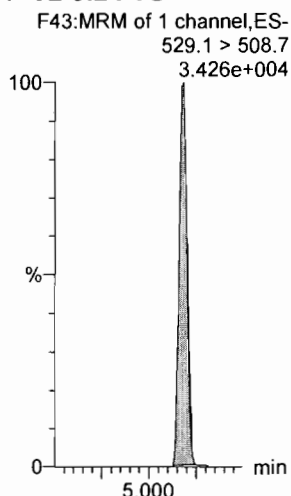
13C8-PFOS



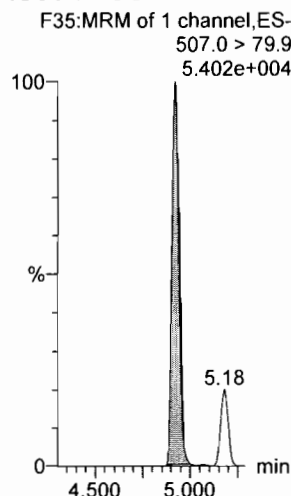
13C2-PFDA



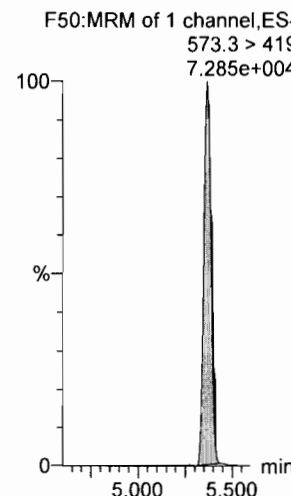
13C2-8:2 FTS



13C8-PFOS



d3-N-MeFOSAA



Dataset: F:\Projects\PFAS.PRO\Results\181014M1\181014M1-CRV.qld

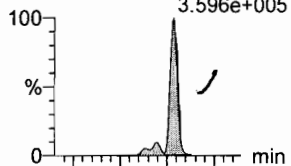
Last Altered: Sunday, October 14, 2018 18:57:08 Pacific Daylight Time

Printed: Sunday, October 14, 2018 18:57:28 Pacific Daylight Time

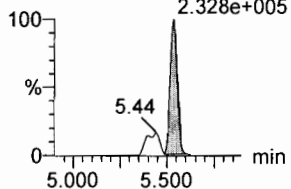
Name: 181014M1_9, Date: 14-Oct-2018, Time: 15:49:30, ID: ST181014M1-7 PFC CS4 18J0807, Description: PFC CS4 18J0807

L-EtFOSAA

F51:MRM of 2 channels,ES-
584.1 > 419
3.596e+005

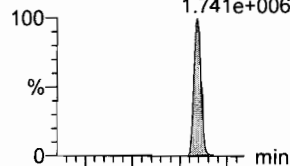


F51:MRM of 2 channels,ES-
584.1 > 526
2.328e+005

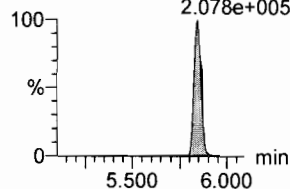


PFDoA

F54:MRM of 4 channels,ES-
612.9 > 569.0
1.741e+006

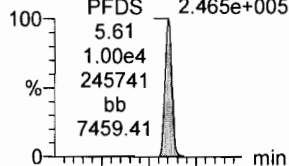


F54:MRM of 4 channels,ES-
612.9 > 318.8
2.078e+005

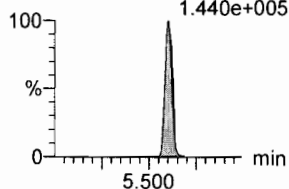


PFDS

F53:MRM of 2 channels,ES-
598.8 > 79.9
2.465e+005

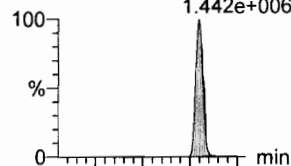


F53:MRM of 2 channels,ES-
598.8 > 98.9
1.440e+005

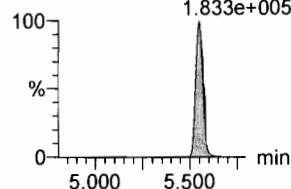


PFUdA

F46:MRM of 2 channels,ES-
563.0 > 518.9
1.442e+006

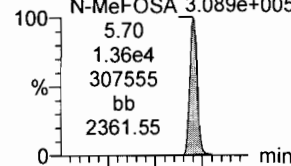


F46:MRM of 2 channels,ES-
563.0 > 269
1.833e+005

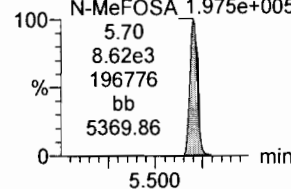


N-MeFOSA

F36:MRM of 2 channels,ES-
512.1 > 168.9
3.089e+005

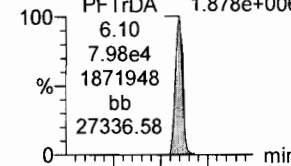


F36:MRM of 2 channels,ES-
512.1 > 219
1.975e+005

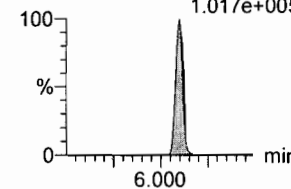


PFTrDA

F60:MRM of 2 channels,ES-
662.9 > 618.9
1.878e+006

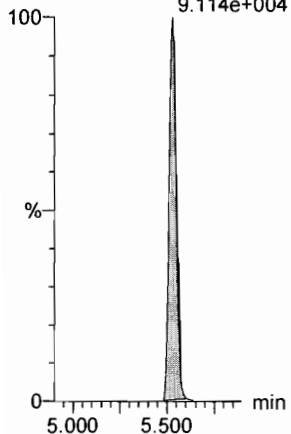


F60:MRM of 2 channels,ES-
662.9 > 319
1.017e+005



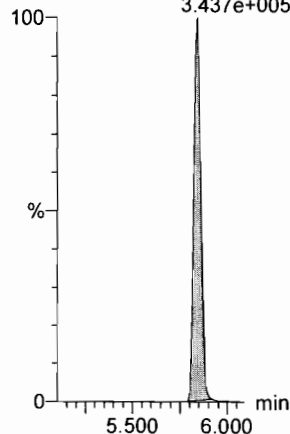
d5-N-EtFOSAA

F52:MRM of 1 channel,ES-
589.3 > 419
9.114e+004



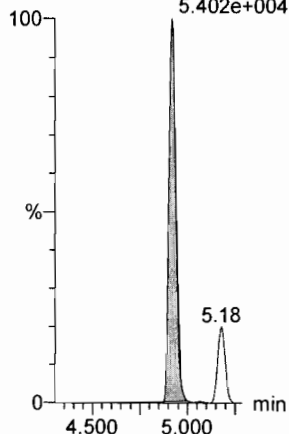
13C2-PFDoA

F55:MRM of 2 channels,ES-
615.0 > 569.7
3.437e+005



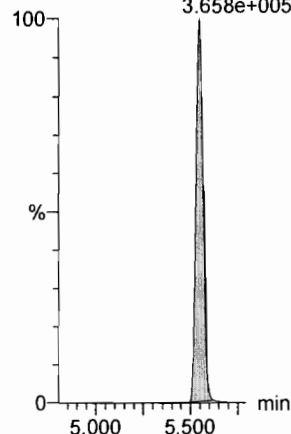
13C8-PFOS

F35:MRM of 1 channel,ES-
507.0 > 79.9
5.402e+004



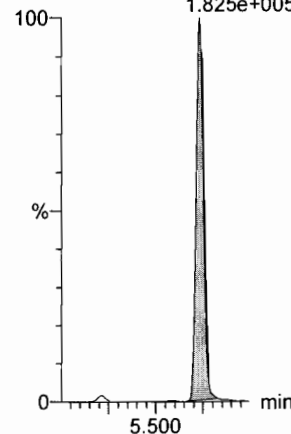
13C2-PFUdA

F47:MRM of 1 channel,ES-
565 > 519.8
3.658e+005



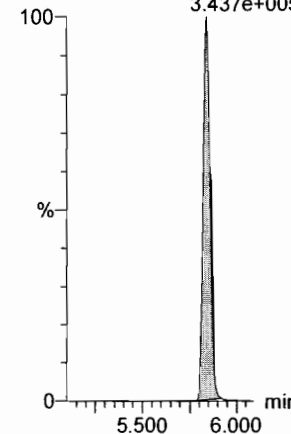
d3-N-MeFOSA

F39:MRM of 1 channel,ES-
515.2 > 168.9
1.825e+005



13C2-PFDoA

F55:MRM of 2 channels,ES-
615.0 > 569.7
3.437e+005



Dataset: F:\Projects\PFAS.PRO\Results\181014M1\181014M1-CRV.qld

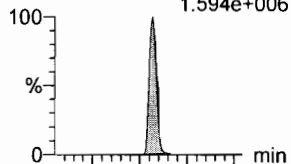
Last Altered: Sunday, October 14, 2018 18:57:08 Pacific Daylight Time

Printed: Sunday, October 14, 2018 18:57:28 Pacific Daylight Time

Name: 181014M1_9, Date: 14-Oct-2018, Time: 15:49:30, ID: ST181014M1-7 PFC CS4 18J0807, Description: PFC CS4 18J0807

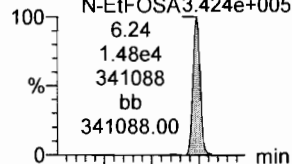
PFTeDA

F61:MRM of 2 channels,ES-
712.8 > 669.0
1.594e+006



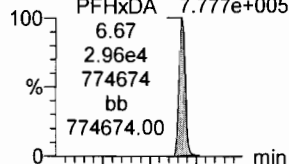
N-EtFOSA

F41:MRM of 2 channels,ES-
526.1 > 168.9
N-EtFOSA3.424e+005




PFHxDA

F63:MRM of 2 channels,ES-
813.1 > 768.6
PFHxDA 7.777e+005



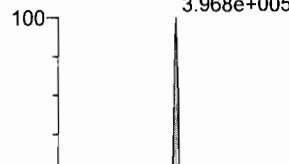
PFODA

F65:MRM of 1 channel,ES-
913.1 > 868.8
1.451e+006




N-MeFOSE

F56:MRM of 1 channel,ES-
616.1 > 58.9
3.968e+005

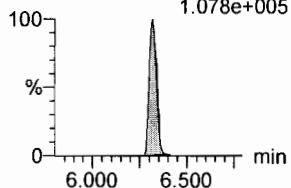


N-EtFOSE

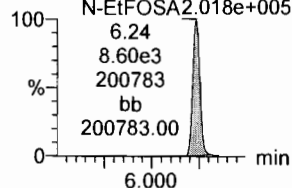
F58:MRM of 1 channel,ES-
630.1 > 58.9
4.829e+005



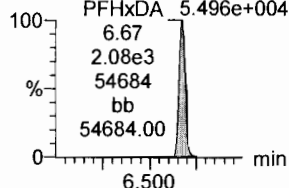
F61:MRM of 2 channels,ES-
712.8 > 368.9
1.078e+005



F41:MRM of 2 channels,ES-
526.1 > 219
N-EtFOSA2.018e+005

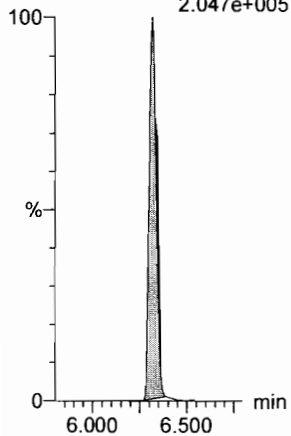


F63:MRM of 2 channels,ES-
813.1 > 219
PFHxDA 5.496e+004



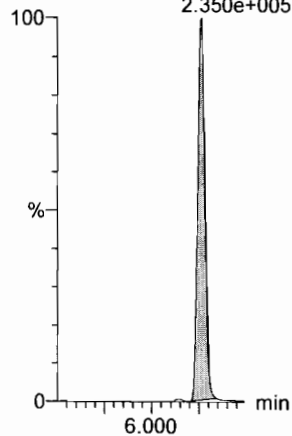
13C2-PFTeDA

F62:MRM of 2 channels,ES-
714.8 > 669.6
2.047e+005



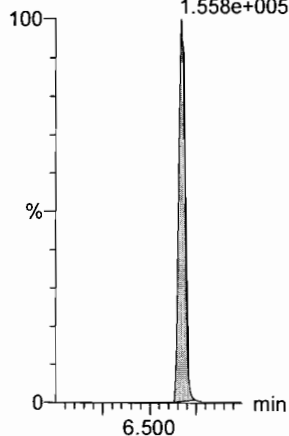
d5-N-ETFOSA

F44:MRM of 1 channel,ES-
531.1 > 168.9
2.350e+005



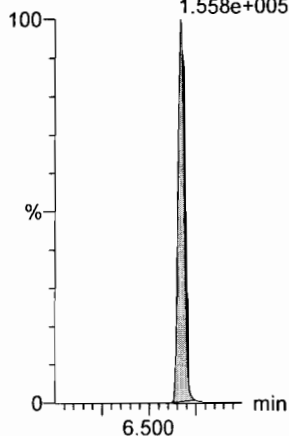
13C2-PFHxDA

F64:MRM of 1 channel,ES-
815 > 769.7
1.558e+005



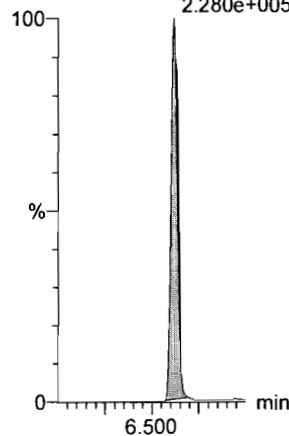
13C2-PFHxDA

F64:MRM of 1 channel,ES-
815 > 769.7
1.558e+005



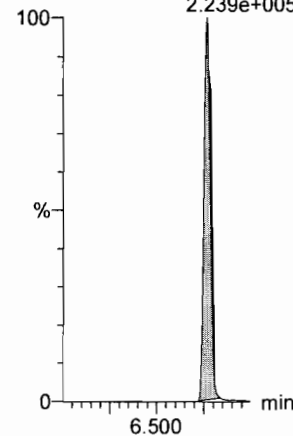
d7-N-MeFOSE

F57:MRM of 1 channel,ES-
623.1 > 58.9
2.280e+005



d9-N-EtFOSE

F59:MRM of 1 channel,ES-
639.2 > 58.8
2.239e+005



Dataset: F:\Projects\PFAS.PRO\Results\181014M1\181014M1-CRV.qld

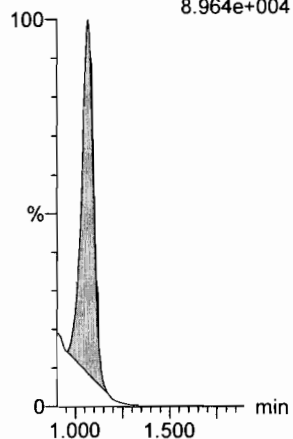
Last Altered: Sunday, October 14, 2018 18:57:08 Pacific Daylight Time

Printed: Sunday, October 14, 2018 18:57:28 Pacific Daylight Time

Name: 181014M1_9, Date: 14-Oct-2018, Time: 15:49:30, ID: ST181014M1-7 PFC CS4 18J0807, Description: PFC CS4 18J0807

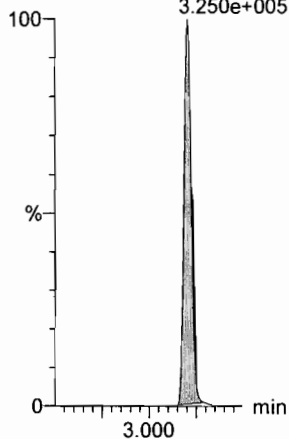
13C4-PFBA

F4:MRM of 1 channel,ES-
217. > 172
8.964e+004



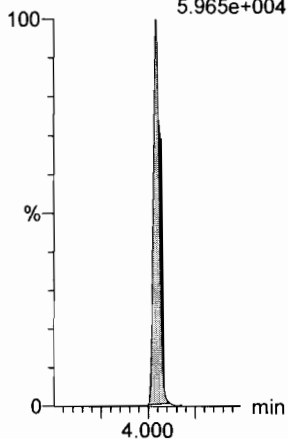
13C5-PFHxA

F11:MRM of 1 channel,ES-
318 > 272.9
3.250e+005



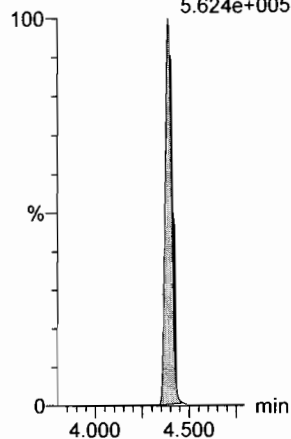
13C3-PFHxS

F19:MRM of 1 channel,ES-
401.8 > 79.9
5.965e+004




13C8-PFOA

F23:MRM of 1 channel,ES-
420.9 > 376
5.624e+005



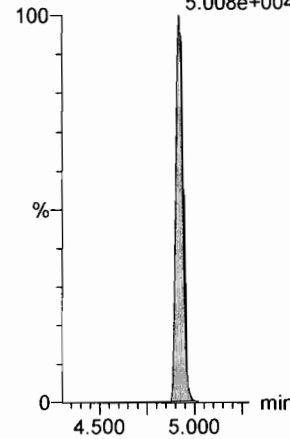
13C9-PFNA

F29:MRM of 1 channel,ES-
472.2 > 426.9
3.318e+005




13C4-PFOS

F33:MRM of 1 channel,ES-
503 > 79.9
5.008e+004



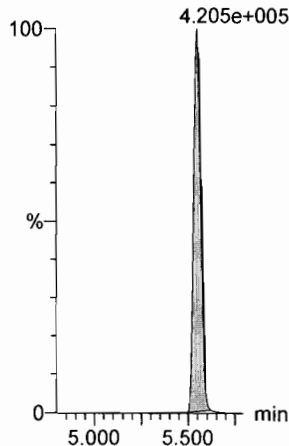
13C6-PFDA

F40:MRM of 1 channel,ES-
519.1 > 473.7
2.787e+005



13C7-PFUdA

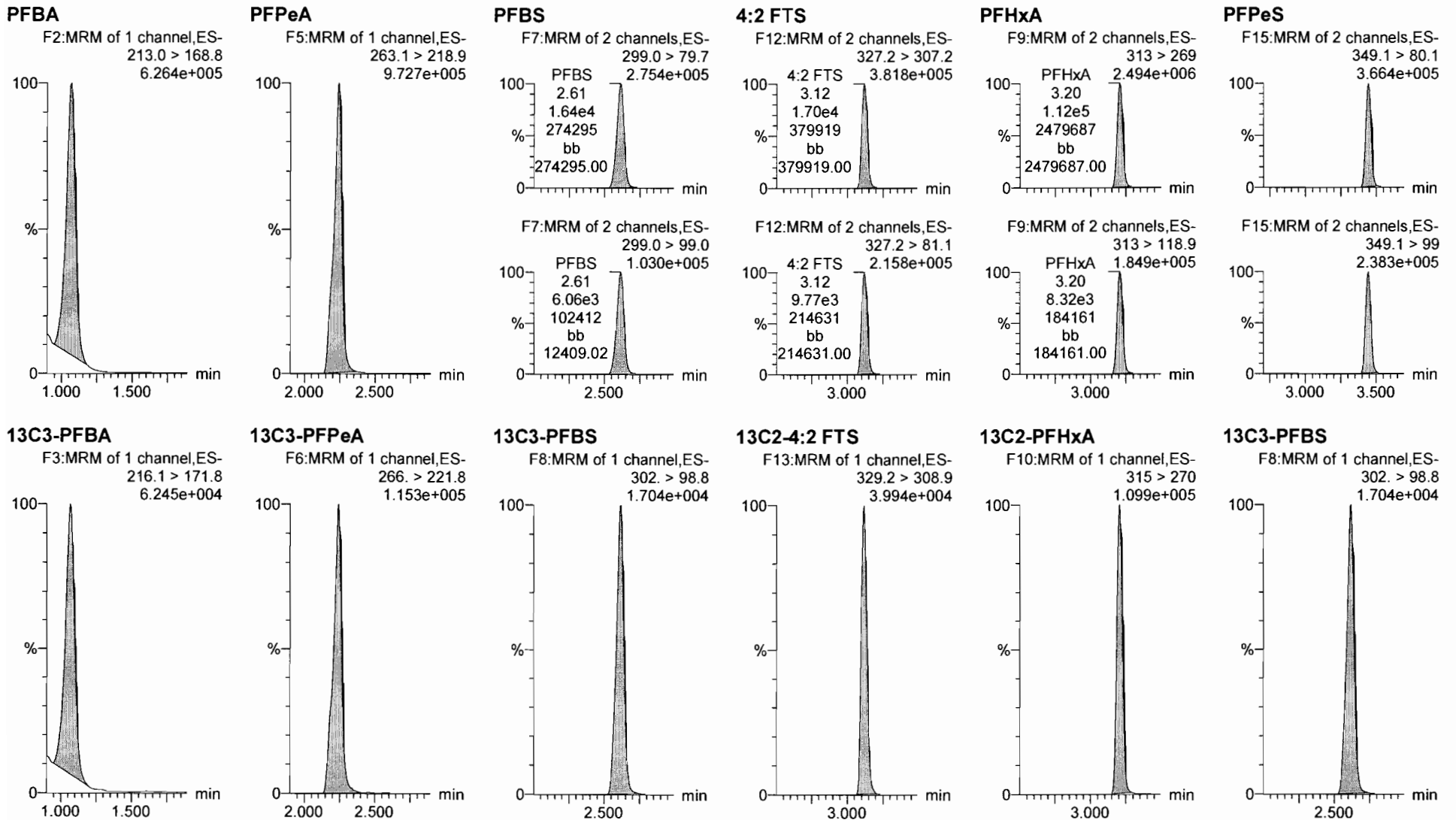
F49:MRM of 1 channel,ES-
570.1 > 524.8
4.205e+005



Dataset: F:\Projects\PFAS.PRO\Results\181014M1\181014M1-CRV.qld

Last Altered: Sunday, October 14, 2018 18:57:08 Pacific Daylight Time
Printed: Sunday, October 14, 2018 18:57:28 Pacific Daylight Time

Name: 181014M1_10, Date: 14-Oct-2018, Time: 16:00:08, ID: ST181014M1-8 PFC CS5 18J0808, Description: PFC CS5 18J0808



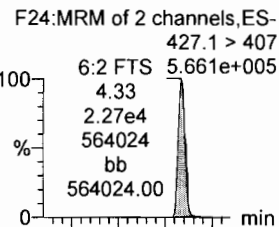
Dataset: F:\Projects\PFAS.PRO\Results\181014M1\181014M1-CRV.qld

Last Altered: Sunday, October 14, 2018 18:57:08 Pacific Daylight Time

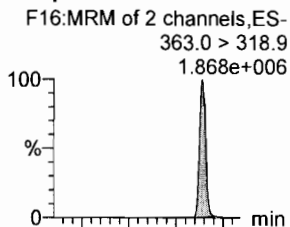
Printed: Sunday, October 14, 2018 18:57:28 Pacific Daylight Time

Name: 181014M1_10, Date: 14-Oct-2018, Time: 16:00:08, ID: ST181014M1-8 PFC CS5 18J0808, Description: PFC CS5 18J0808

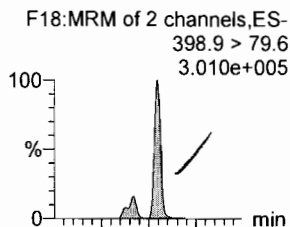
6:2 FTS



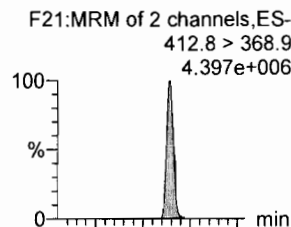
PFHpA



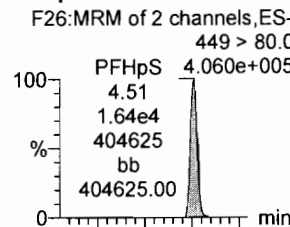
L-PFHxS



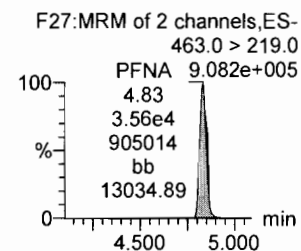
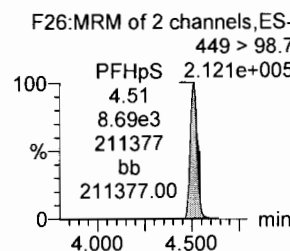
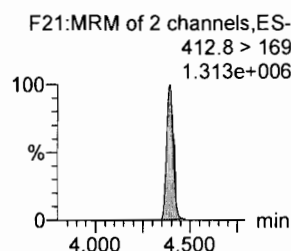
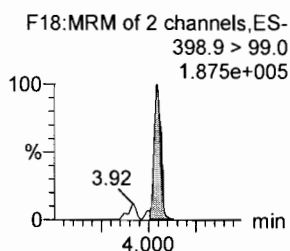
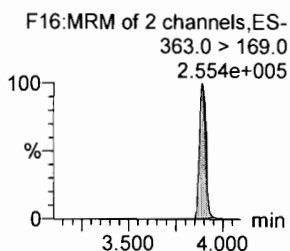
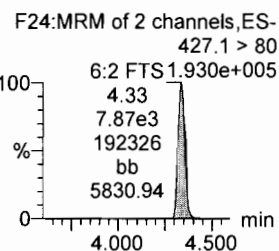
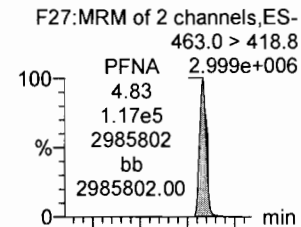
L-PFOA



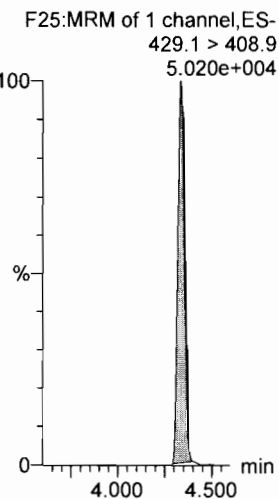
PFHpS



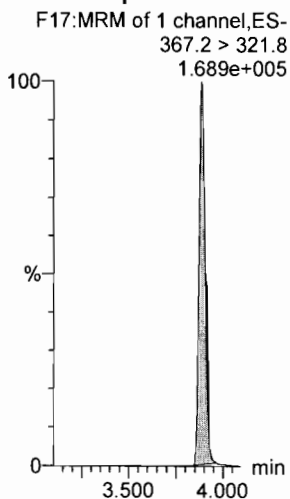
PFNA



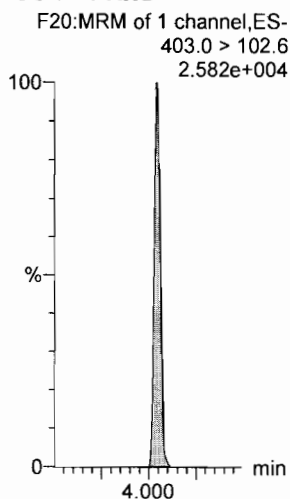
13C2-6:2 FTS



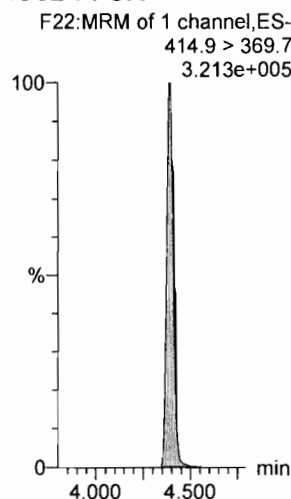
13C4-PFHpA



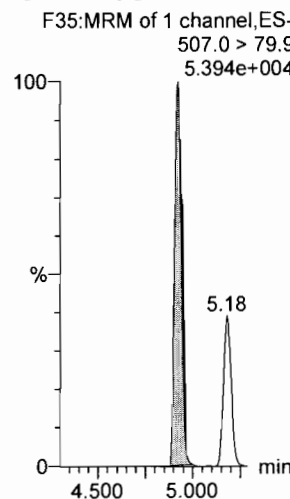
18O2-PFHxS



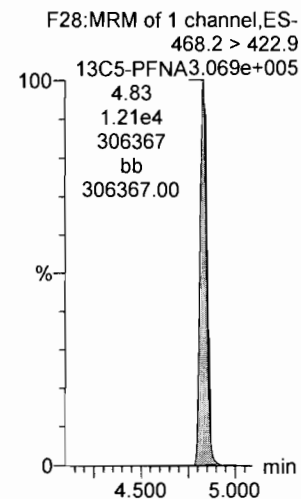
13C2-PFOA



13C8-PFOS



13C5-PFNA

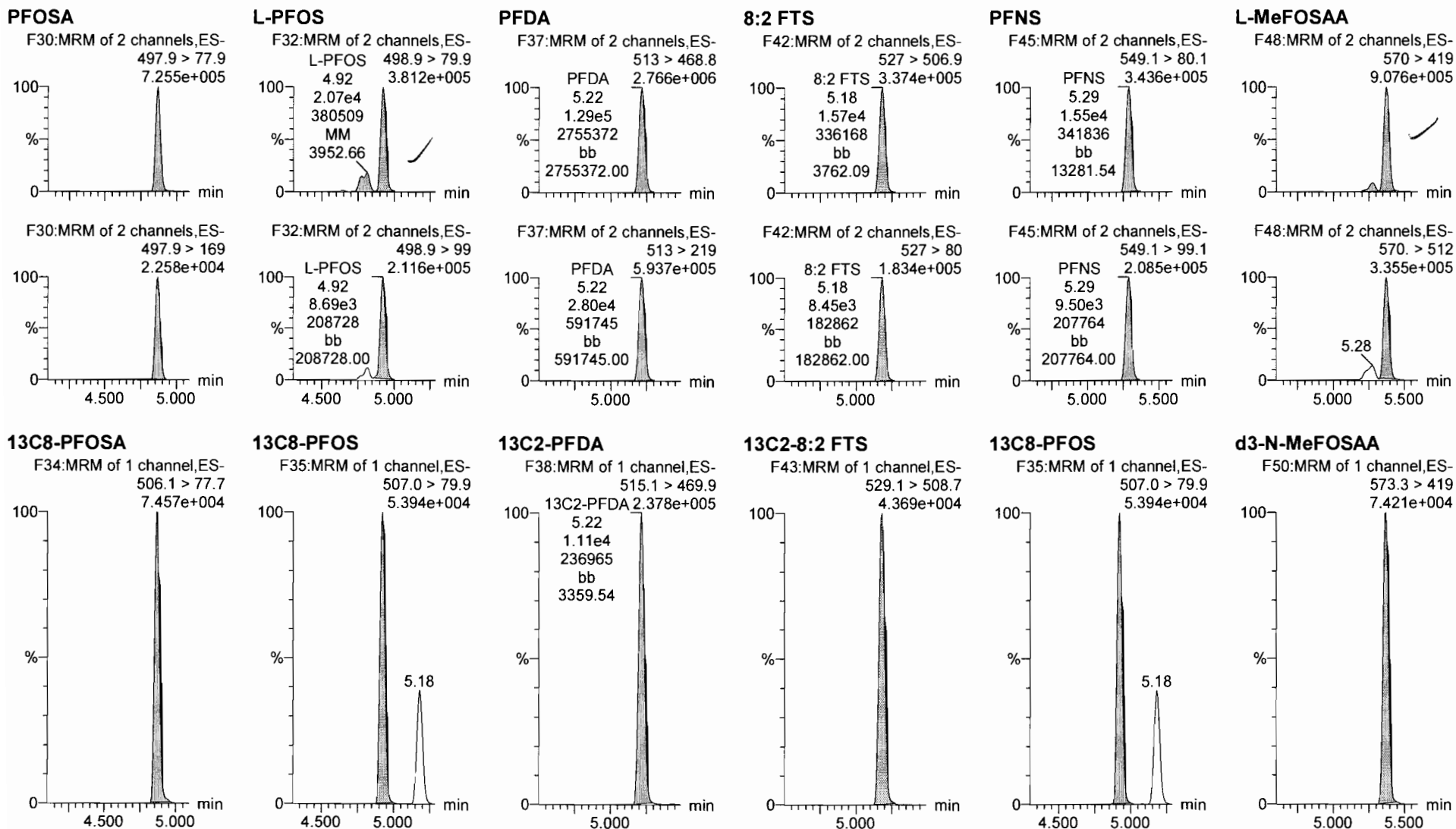


Dataset: F:\Projects\PFAS.PRO\Results\181014M1\181014M1-CRV.qld

Last Altered: Sunday, October 14, 2018 18:57:08 Pacific Daylight Time

Printed: Sunday, October 14, 2018 18:57:28 Pacific Daylight Time

Name: 181014M1_10, Date: 14-Oct-2018, Time: 16:00:08, ID: ST181014M1-8 PFC CS5 18J0808, Description: PFC CS5 18J0808

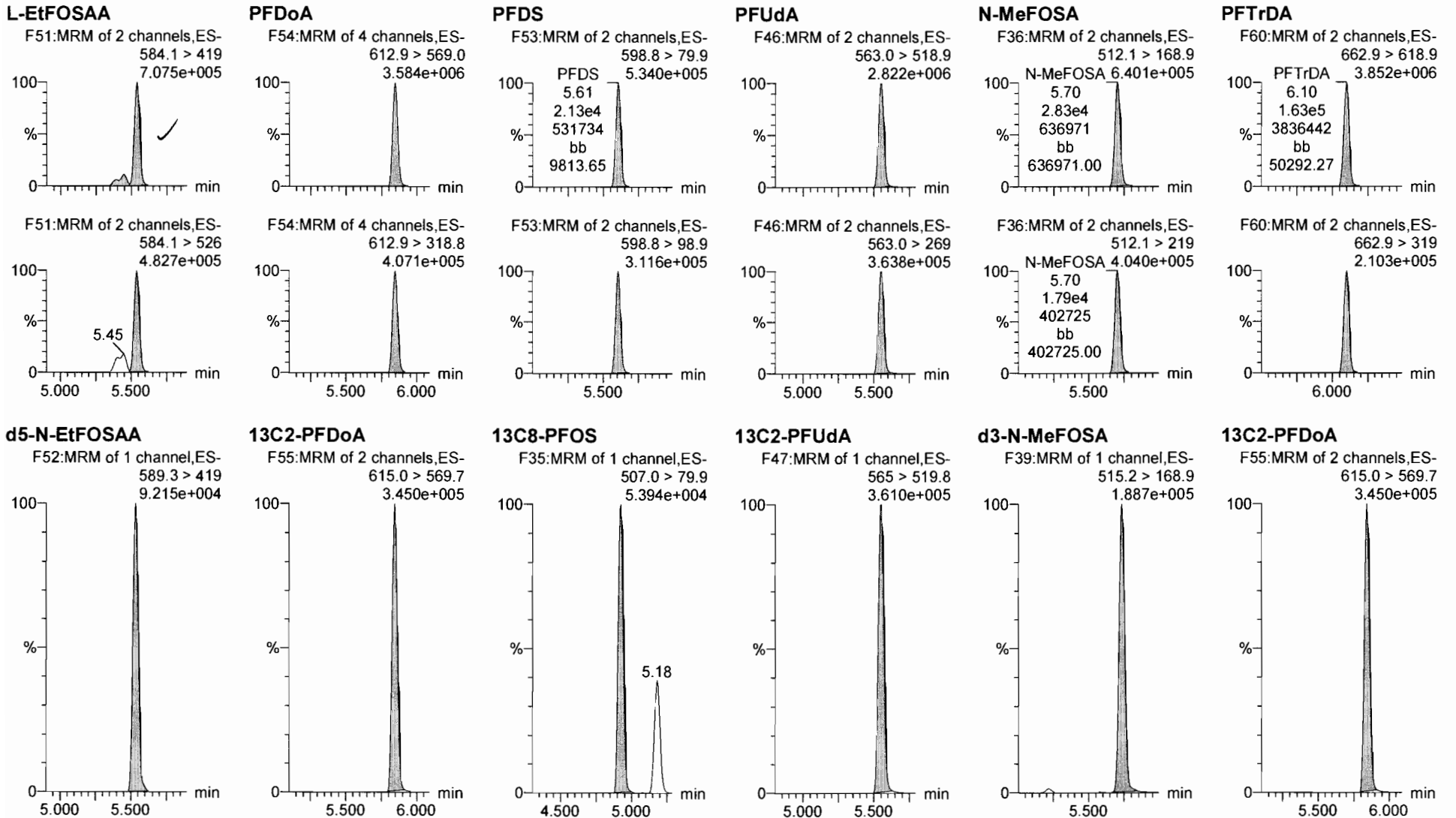


Dataset: F:\Projects\PFAS.PRO\Results\181014M1\181014M1-CRV.qld

Last Altered: Sunday, October 14, 2018 18:57:08 Pacific Daylight Time

Printed: Sunday, October 14, 2018 18:57:28 Pacific Daylight Time

Name: 181014M1_10, Date: 14-Oct-2018, Time: 16:00:08, ID: ST181014M1-8 PFC CS5 18J0808, Description: PFC CS5 18J0808

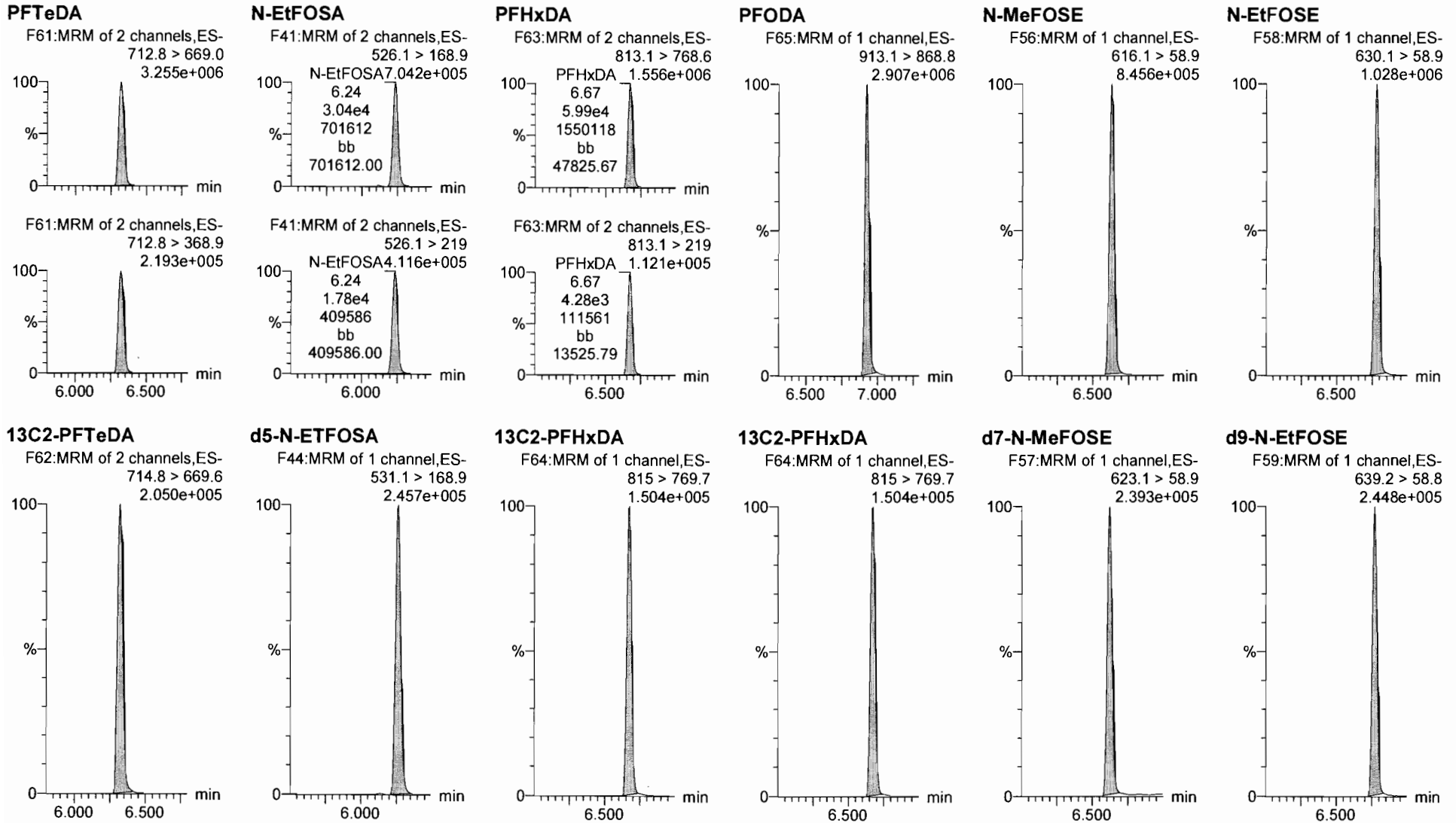


Dataset: F:\Projects\PFAS.PRO\Results\181014M1\181014M1-CRV.qld

Last Altered: Sunday, October 14, 2018 18:57:08 Pacific Daylight Time

Printed: Sunday, October 14, 2018 18:57:28 Pacific Daylight Time

Name: 181014M1_10, Date: 14-Oct-2018, Time: 16:00:08, ID: ST181014M1-8 PFC CS5 18J0808, Description: PFC CS5 18J0808



Dataset: F:\Projects\PFAS.PRO\Results\181014M1\181014M1-CRV.qld

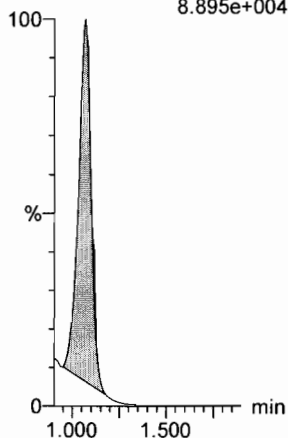
Last Altered: Sunday, October 14, 2018 18:57:08 Pacific Daylight Time

Printed: Sunday, October 14, 2018 18:57:28 Pacific Daylight Time

Name: 181014M1_10, Date: 14-Oct-2018, Time: 16:00:08, ID: ST181014M1-8 PFC CS5 18J0808, Description: PFC CS5 18J0808

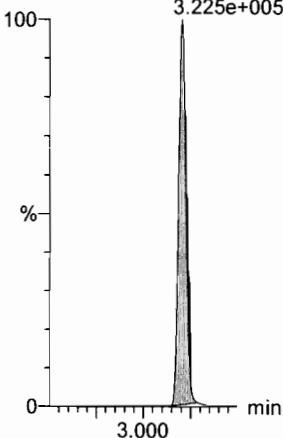
13C4-PFBA

F4:MRM of 1 channel,ES-
217. > 172
8.895e+004




13C5-PFHxA

F11:MRM of 1 channel,ES-
318 > 272.9
3.225e+005



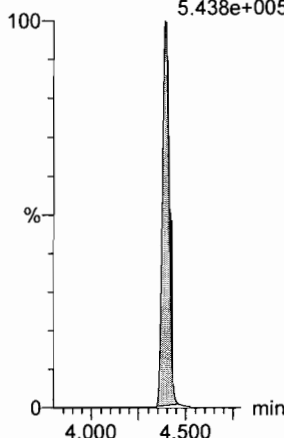
13C3-PFHxS

F19:MRM of 1 channel,ES-
401.8 > 79.9
6.232e+004



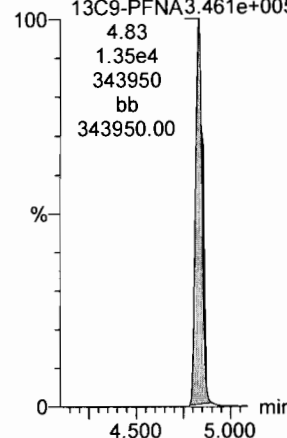
13C8-PFOA

F23:MRM of 1 channel,ES-
420.9 > 376
5.438e+005



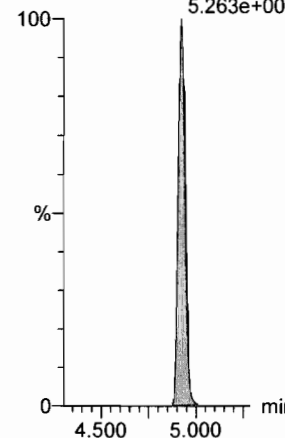
13C9-PFNA

F29:MRM of 1 channel,ES-
472.2 > 426.9
3.461e+005




13C4-PFOS

F33:MRM of 1 channel,ES-
503 > 79.9
5.263e+004



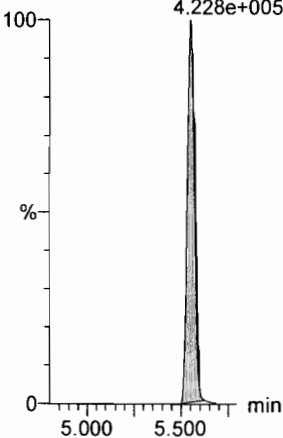
13C6-PFDA

F40:MRM of 1 channel,ES-
519.1 > 473.7
2.968e+005



13C7-PFUdA

F49:MRM of 1 channel,ES-
570.1 > 524.8
4.228e+005



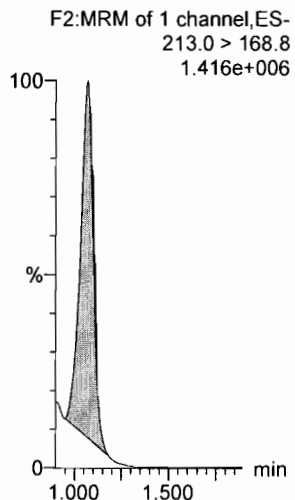
Dataset: F:\Projects\PFAS.PRO\Results\181014M1\181014M1-CRV.qld

Last Altered: Sunday, October 14, 2018 18:57:08 Pacific Daylight Time

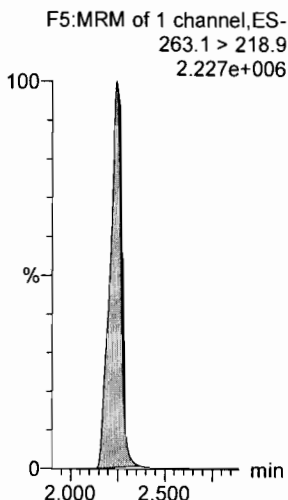
Printed: Sunday, October 14, 2018 18:57:28 Pacific Daylight Time

Name: 181014M1_11, Date: 14-Oct-2018, Time: 16:10:46, ID: ST181014M1-9 PFC CS6 18J0809, Description: PFC CS6 18J0809

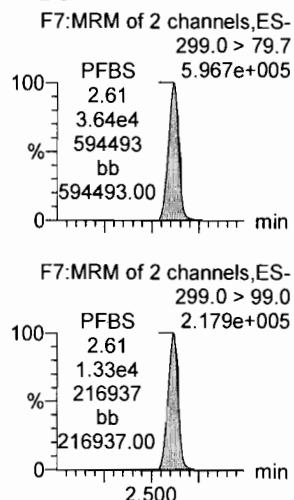
PFBA



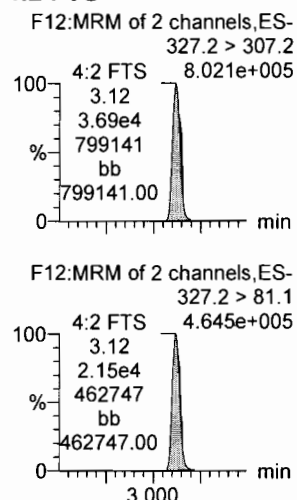
PFPeA



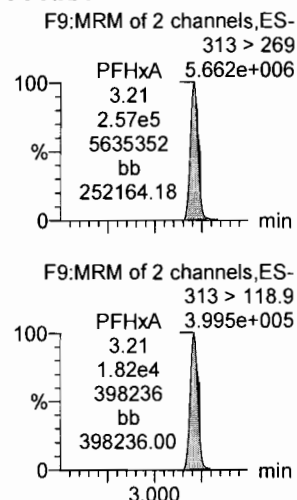
PFBS



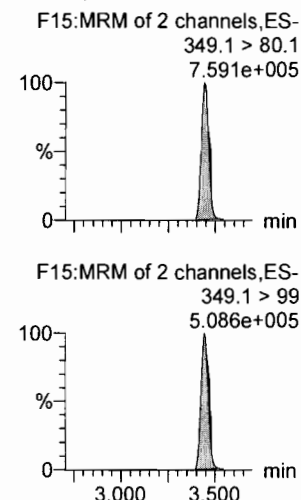
4:2 FTS



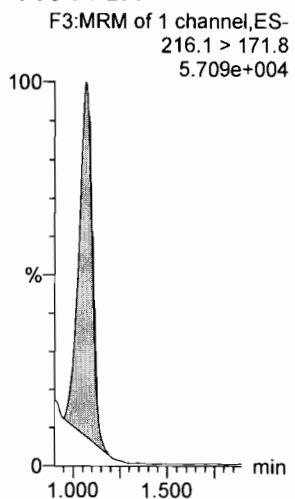
PFHxA



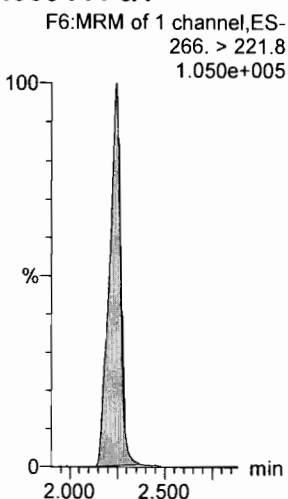
PFPeS



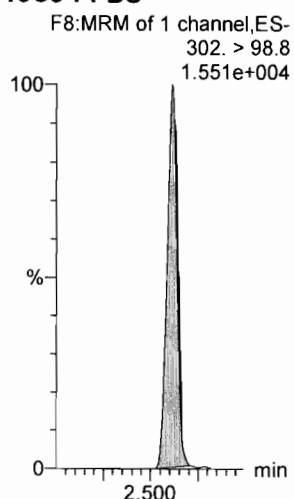
13C3-PFBA



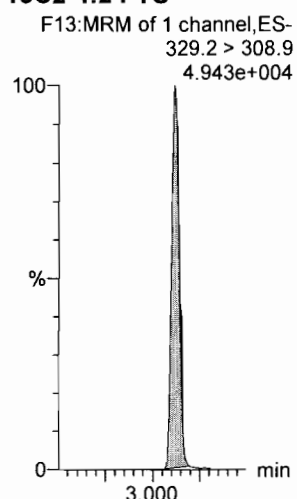
13C3-PFPeA



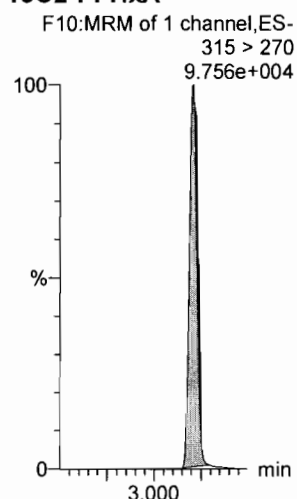
13C3-PFBS



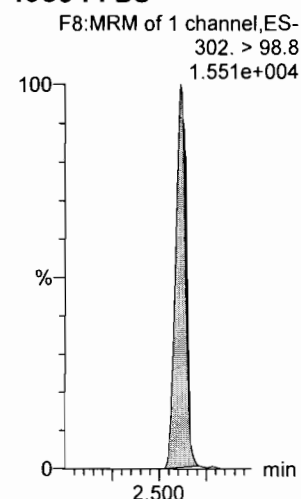
13C2-4:2 FTS



13C2-PFHxA



13C3-PFBS

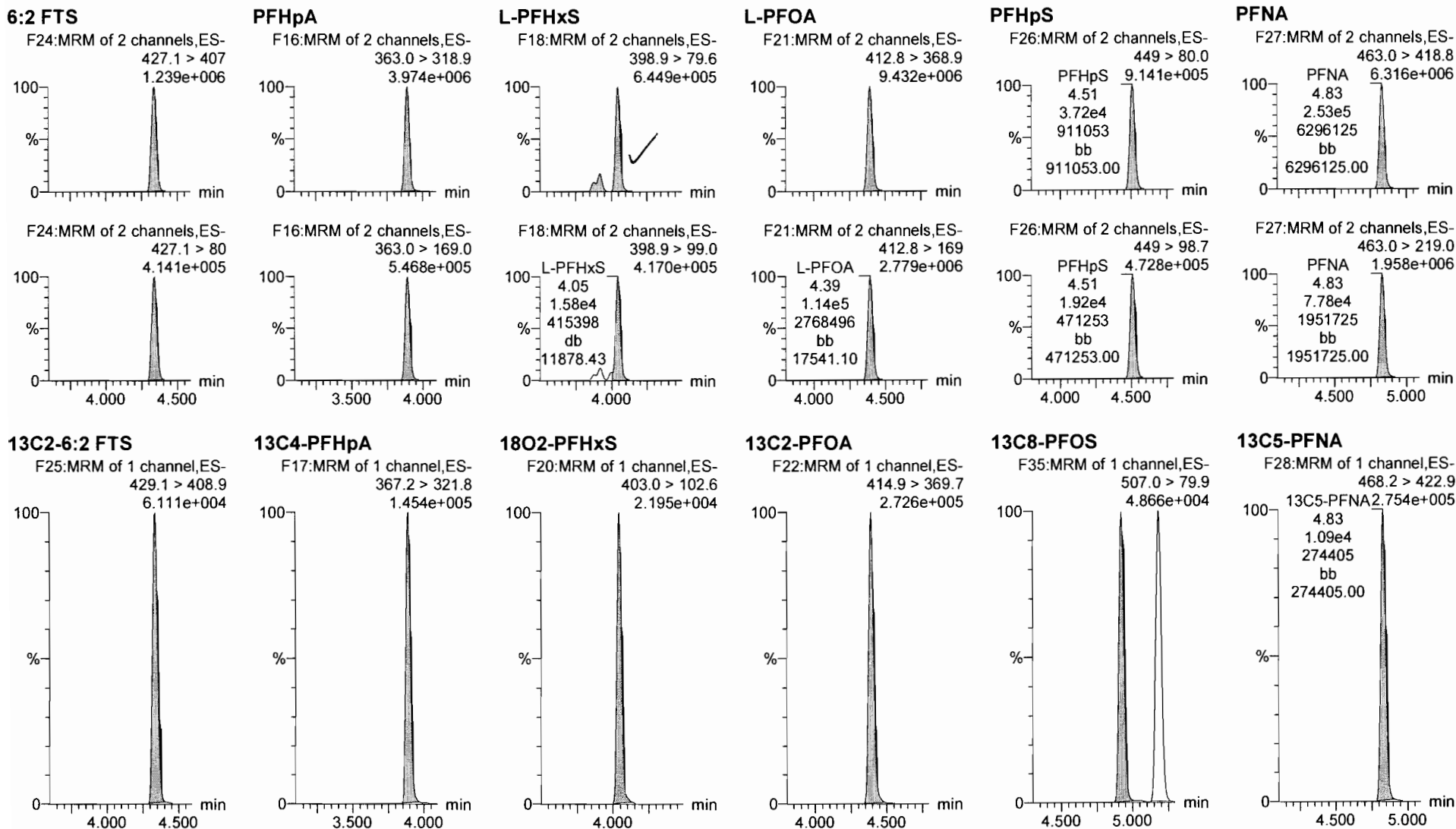


Dataset: F:\Projects\PFAS.PRO\Results\181014M1\181014M1-CRV.qld

Last Altered: Sunday, October 14, 2018 18:57:08 Pacific Daylight Time

Printed: Sunday, October 14, 2018 18:57:28 Pacific Daylight Time

Name: 181014M1_11, Date: 14-Oct-2018, Time: 16:10:46, ID: ST181014M1-9 PFC CS6 18J0809, Description: PFC CS6 18J0809

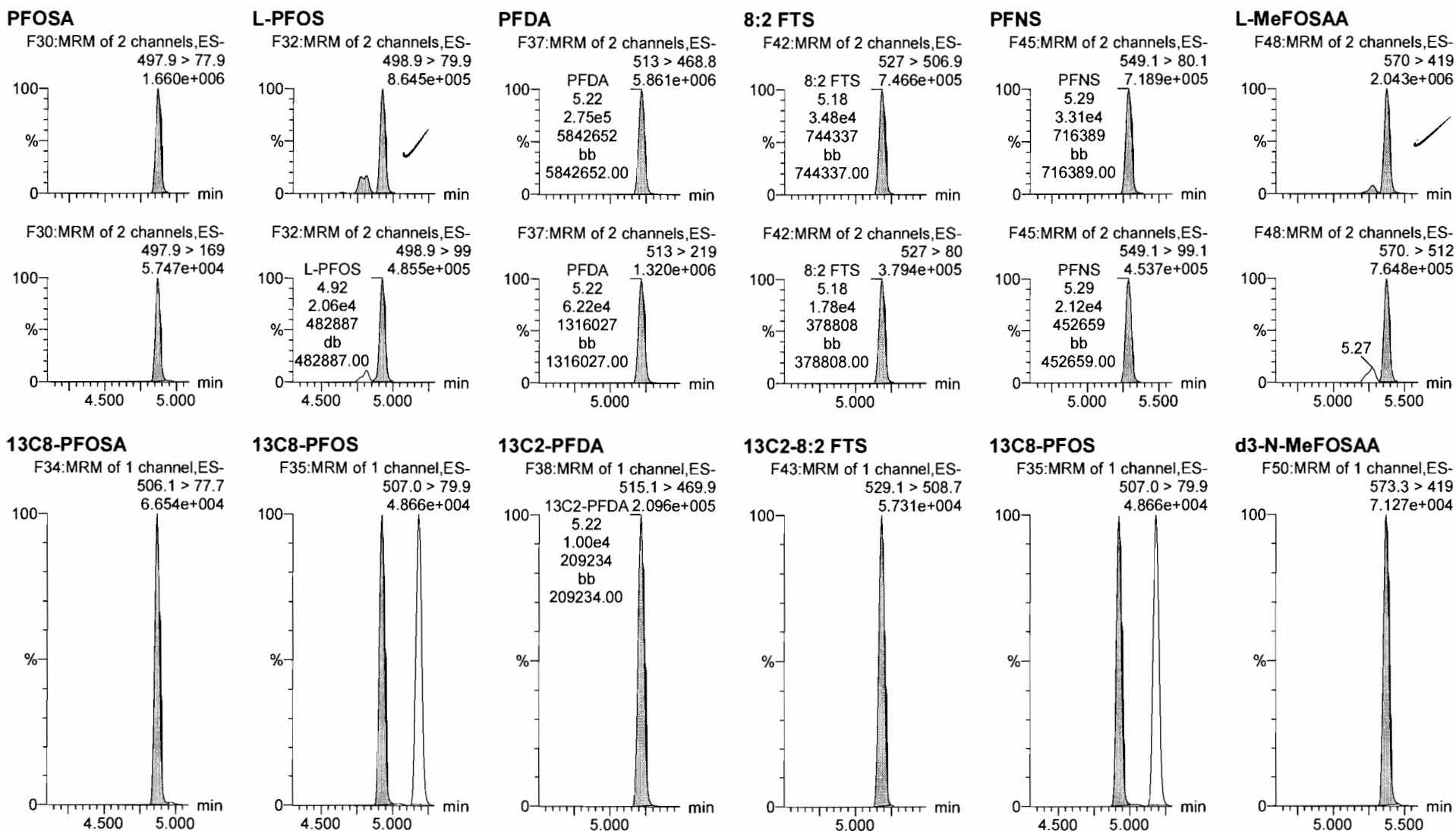


Dataset: F:\Projects\PFAS.PRO\Results\181014M1\181014M1-CRV.qld

Last Altered: Sunday, October 14, 2018 18:57:08 Pacific Daylight Time

Printed: Sunday, October 14, 2018 18:57:28 Pacific Daylight Time

Name: 181014M1_11, Date: 14-Oct-2018, Time: 16:10:46, ID: ST181014M1-9 PFC CS6 18J0809, Description: PFC CS6 18J0809

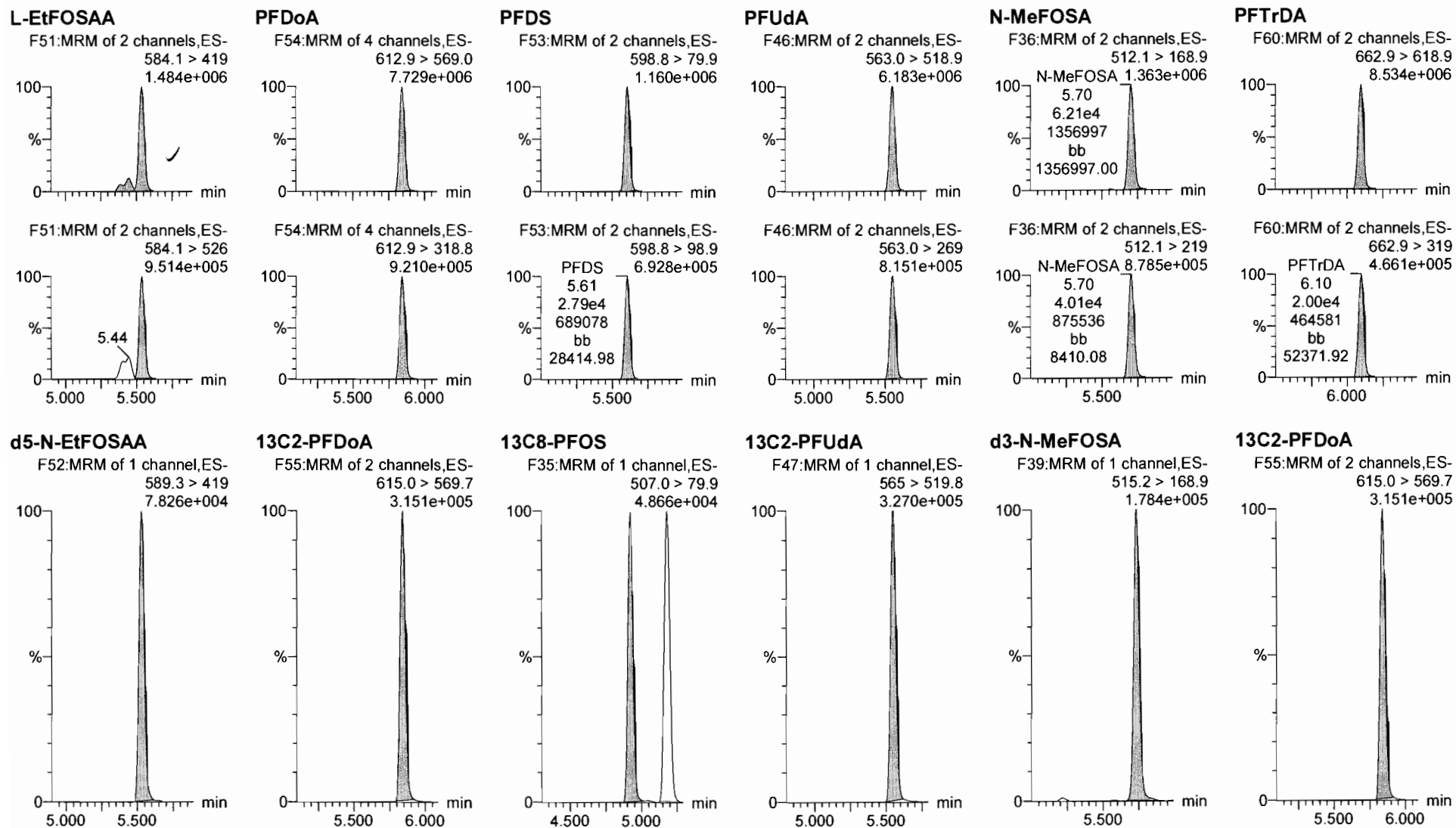


Dataset: F:\Projects\PFAS.PRO\Results\181014M1\181014M1-CRV.qld

Last Altered: Sunday, October 14, 2018 18:57:08 Pacific Daylight Time

Printed: Sunday, October 14, 2018 18:57:28 Pacific Daylight Time

Name: 181014M1_11, Date: 14-Oct-2018, Time: 16:10:46, ID: ST181014M1-9 PFC CS6 18J0809, Description: PFC CS6 18J0809



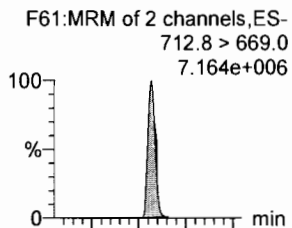
Dataset: F:\Projects\PFAS.PRO\Results\181014M1\181014M1-CRV.qld

Last Altered: Sunday, October 14, 2018 18:57:08 Pacific Daylight Time

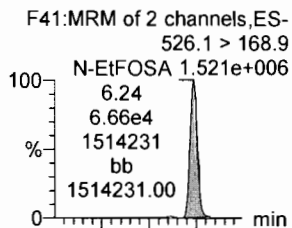
Printed: Sunday, October 14, 2018 18:57:28 Pacific Daylight Time

Name: 181014M1_11, Date: 14-Oct-2018, Time: 16:10:46, ID: ST181014M1-9 PFC CS6 18J0809, Description: PFC CS6 18J0809

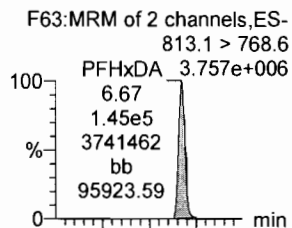
PFTeDA




N-EtFOSEA



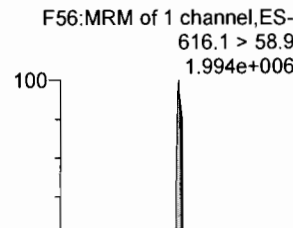
PFHxDA



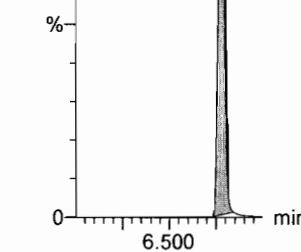
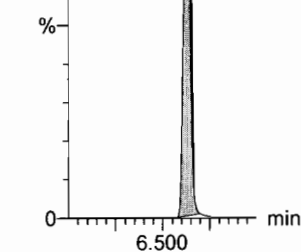
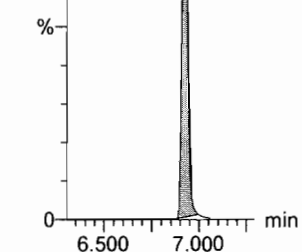
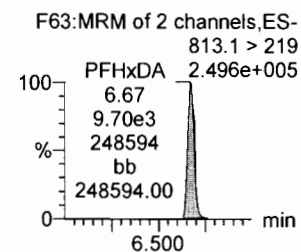
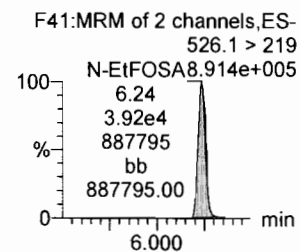
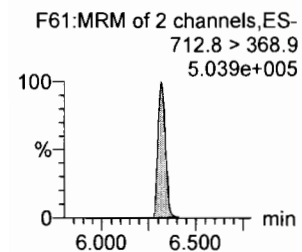
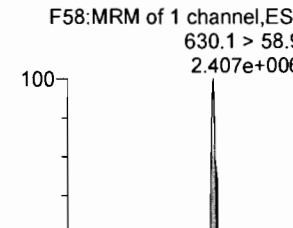
PFODA



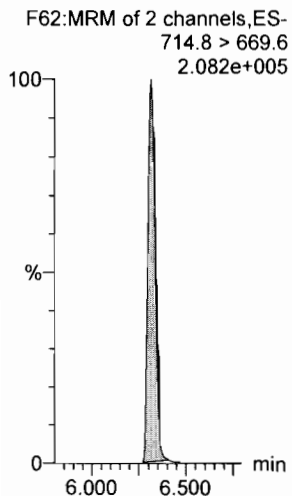
N-MeFOSE



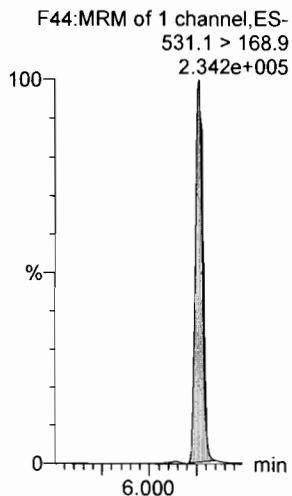
N-EtFOSE



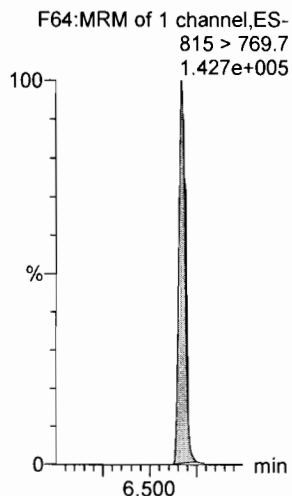
13C2-PFTeDA



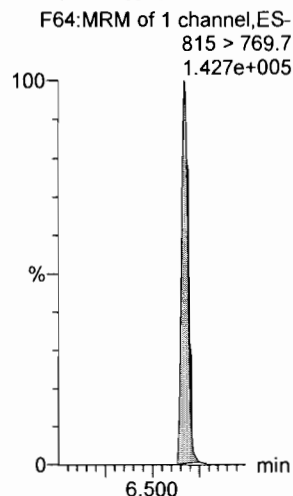
d5-N-ETFOSEA



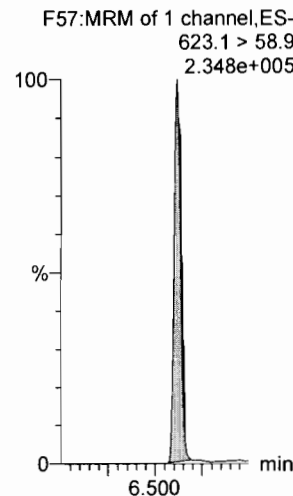
13C2-PFHxDA



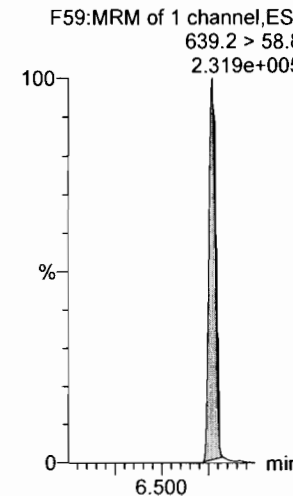
13C2-PFODA



d7-N-MeFOSE



d9-N-EtFOSE



Dataset: F:\Projects\PFAS.PRO\Results\181014M1\181014M1-CRV.qld

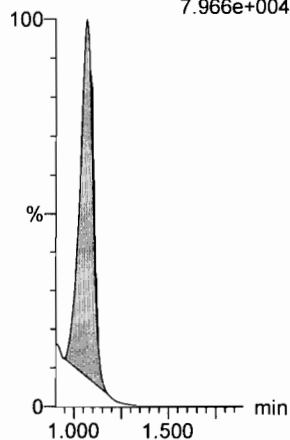
Last Altered: Sunday, October 14, 2018 18:57:08 Pacific Daylight Time

Printed: Sunday, October 14, 2018 18:57:28 Pacific Daylight Time

Name: 181014M1_11, Date: 14-Oct-2018, Time: 16:10:46, ID: ST181014M1-9 PFC CS6 18J0809, Description: PFC CS6 18J0809

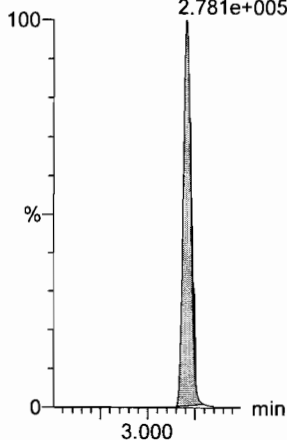
13C4-PFBA

F4:MRM of 1 channel,ES-
217. > 172
7.966e+004




13C5-PFHxA

F11:MRM of 1 channel,ES-
318 > 272.9
2.781e+005



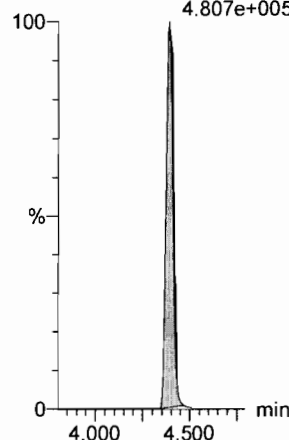
13C3-PFHxS

F19:MRM of 1 channel,ES-
401.8 > 79.9
5.206e+004




13C8-PFOA

F23:MRM of 1 channel,ES-
420.9 > 376
4.807e+005



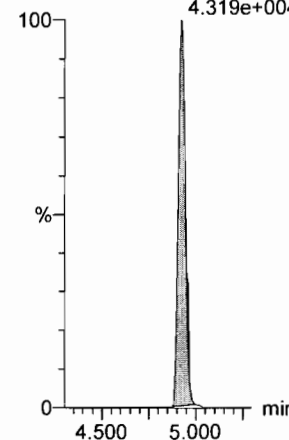
13C9-PFNA

F29:MRM of 1 channel,ES-
472.2 > 426.9
2.883e+005




13C4-PFOS

F33:MRM of 1 channel,ES-
503 > 79.9
4.319e+004



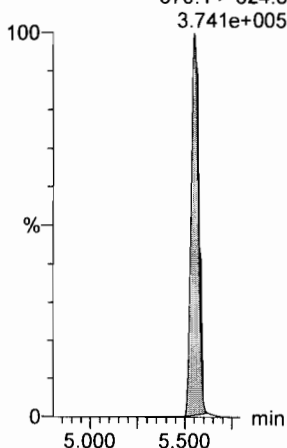
13C6-PFDA

F40:MRM of 1 channel,ES-
519.1 > 473.7
2.635e+005



13C7-PFUDa

F49:MRM of 1 channel,ES-
570.1 > 524.8
3.741e+005



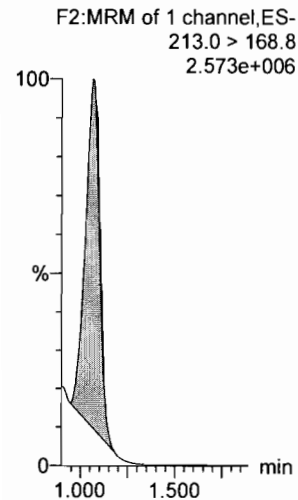
Dataset: F:\Projects\PFAS.PRO\Results\181014M1\181014M1-CRV.qld

Last Altered: Sunday, October 14, 2018 18:57:08 Pacific Daylight Time

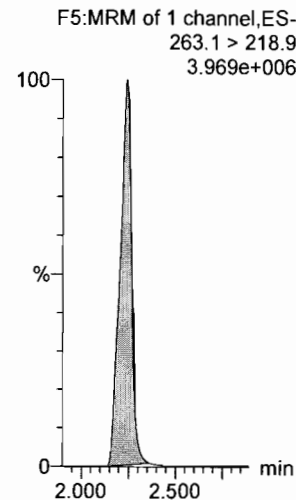
Printed: Sunday, October 14, 2018 18:57:28 Pacific Daylight Time

Name: 181014M1_12, Date: 14-Oct-2018, Time: 16:21:20, ID: ST181014M1-10 PFC CS7 18J0810, Description: PFC CS7 18J0810

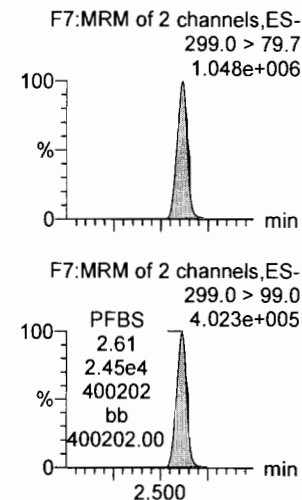
PFBA



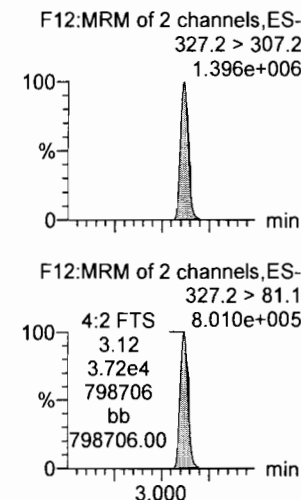
PFPeA



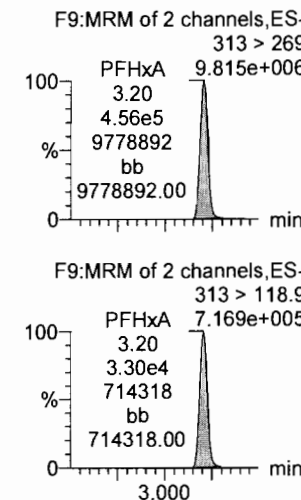
PFBS



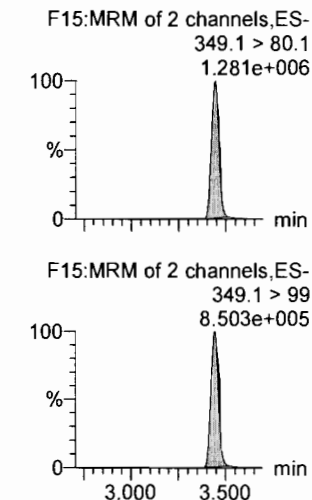
4:2 FTS



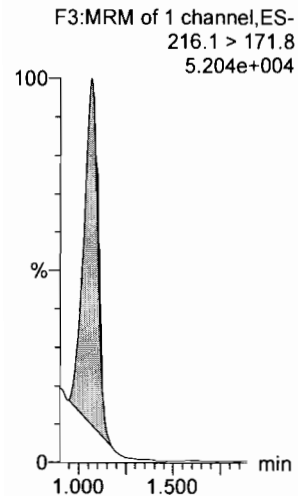
PFHxA



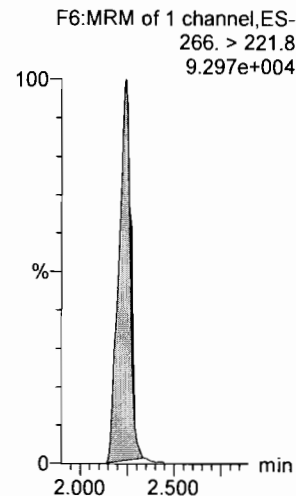
PFPeS



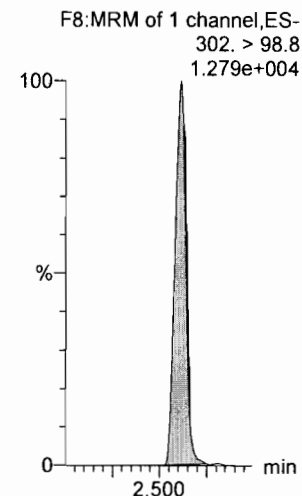
13C3-PFBA



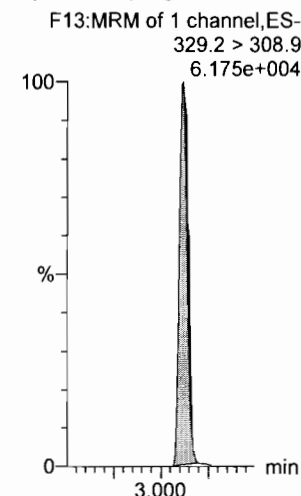
13C3-PFPeA



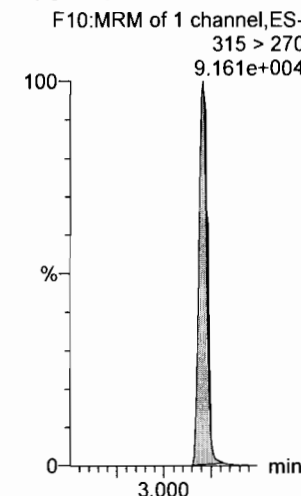
13C3-PFBS



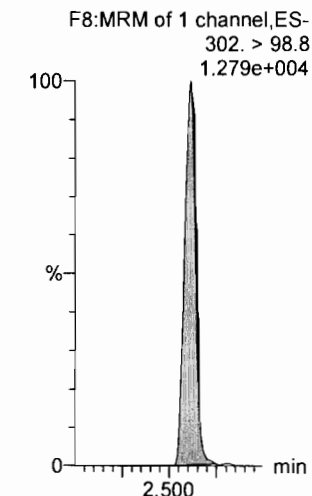
13C2-4:2 FTS



13C2-PFHxA



13C3-PFBS



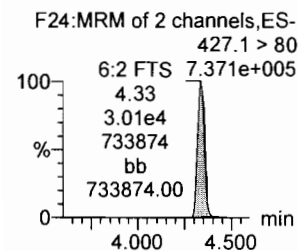
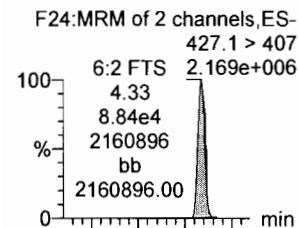
Dataset: F:\Projects\PFAS.PRO\Results\181014M1\181014M1-CRV.qld

Last Altered: Sunday, October 14, 2018 18:57:08 Pacific Daylight Time

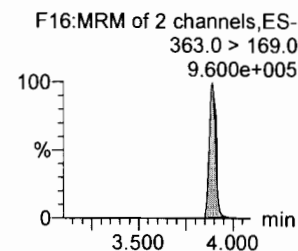
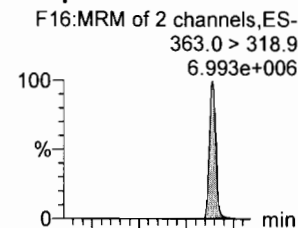
Printed: Sunday, October 14, 2018 18:57:28 Pacific Daylight Time

Name: 181014M1_12, Date: 14-Oct-2018, Time: 16:21:20, ID: ST181014M1-10 PFC CS7 18J0810, Description: PFC CS7 18J0810

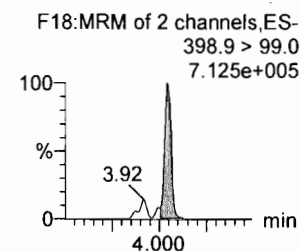
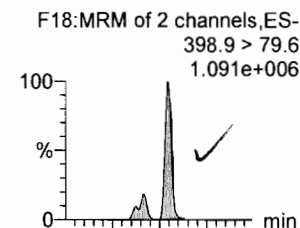
6:2 FTS



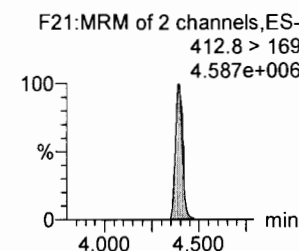
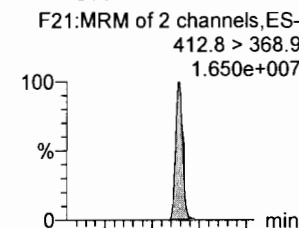
PFHpA



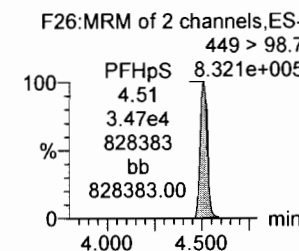
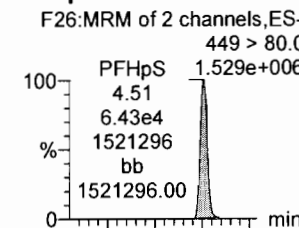
L-PFHxS



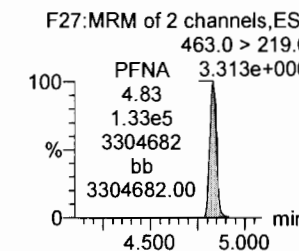
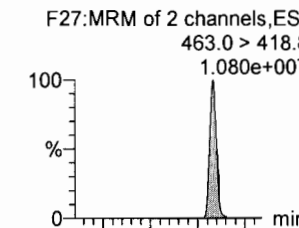
L-PFOA



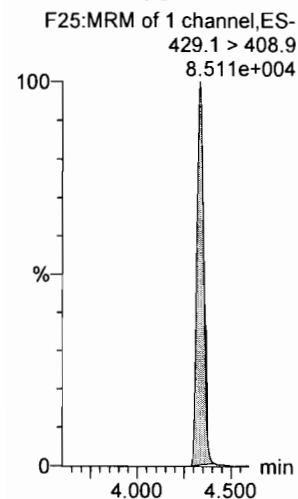
PFHpS



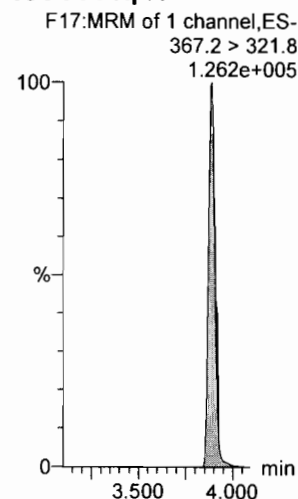
PFNA



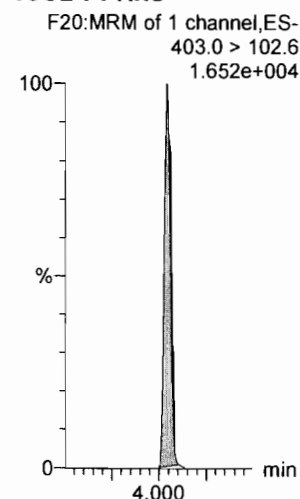
13C2-6:2 FTS



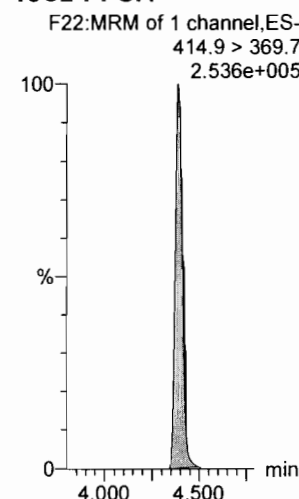
13C4-PFHpA



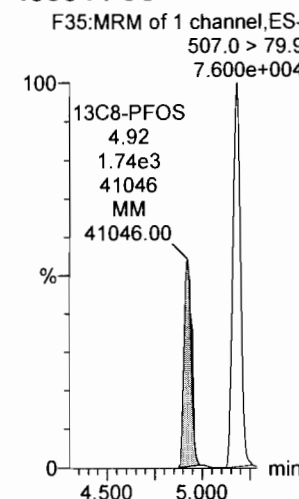
18O2-PFHxS



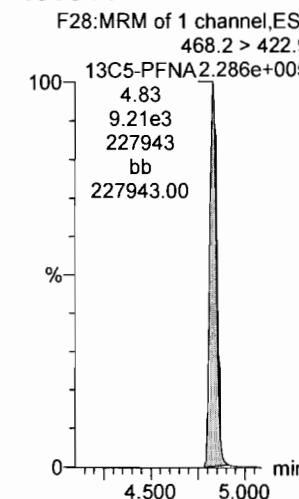
13C2-PFOA



13C8-PFOS



13C5-PFNA



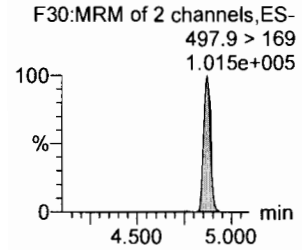
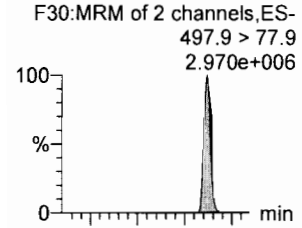
Dataset: F:\Projects\PFAS.PRO\Results\181014M1\181014M1-CRV.qld

Last Altered: Sunday, October 14, 2018 18:57:08 Pacific Daylight Time

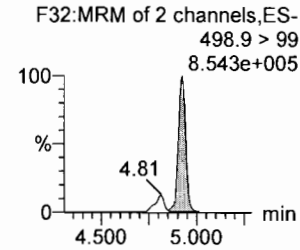
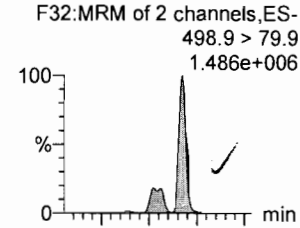
Printed: Sunday, October 14, 2018 18:57:28 Pacific Daylight Time

Name: 181014M1_12, Date: 14-Oct-2018, Time: 16:21:20, ID: ST181014M1-10 PFC CS7 18J0810, Description: PFC CS7 18J0810

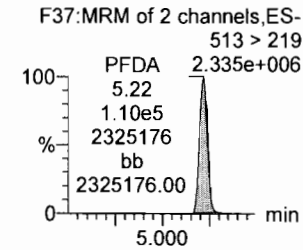
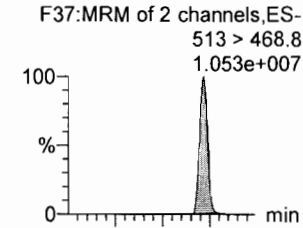
PFOSA



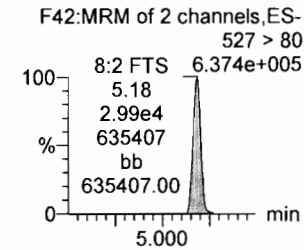
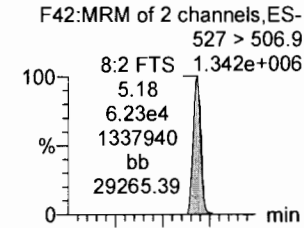
L-PFOS



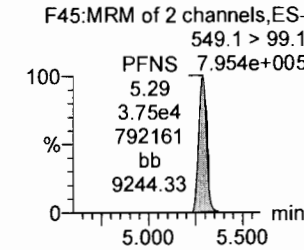
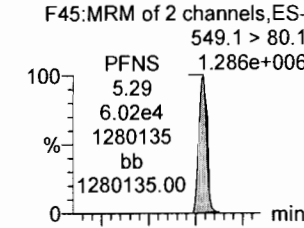
PFDA



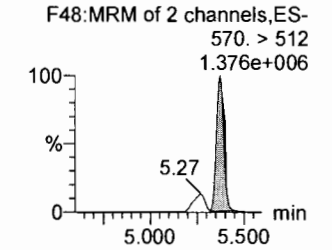
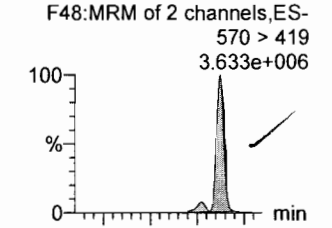
8:2 FTS



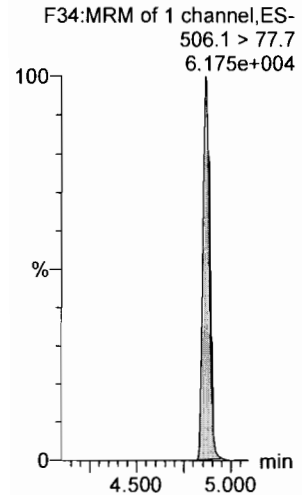
PFNS



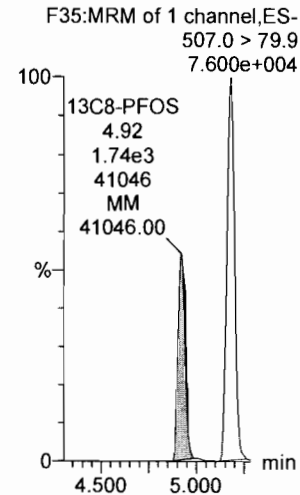
L-MeFOSAA



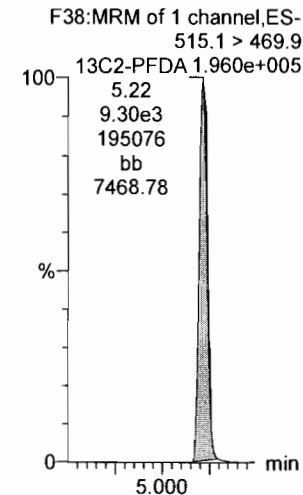
13C8-PFOSA



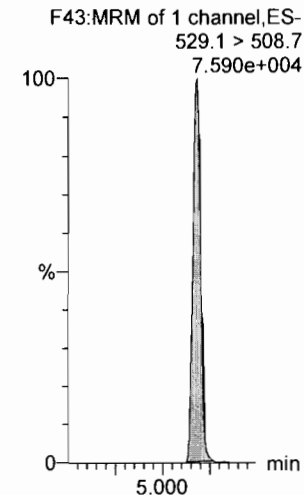
13C8-PFOS



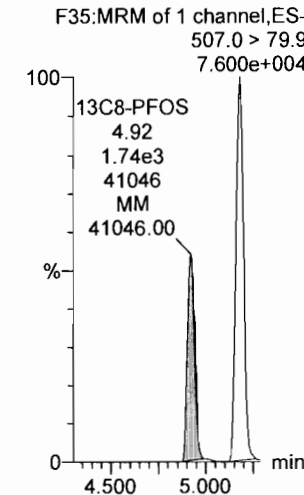
13C2-PFDA



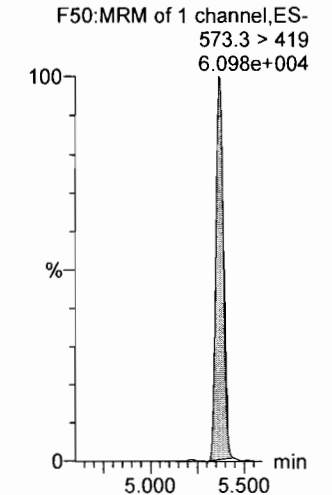
13C2-8:2 FTS



13C8-PFOS



d3-N-MeFOSAA

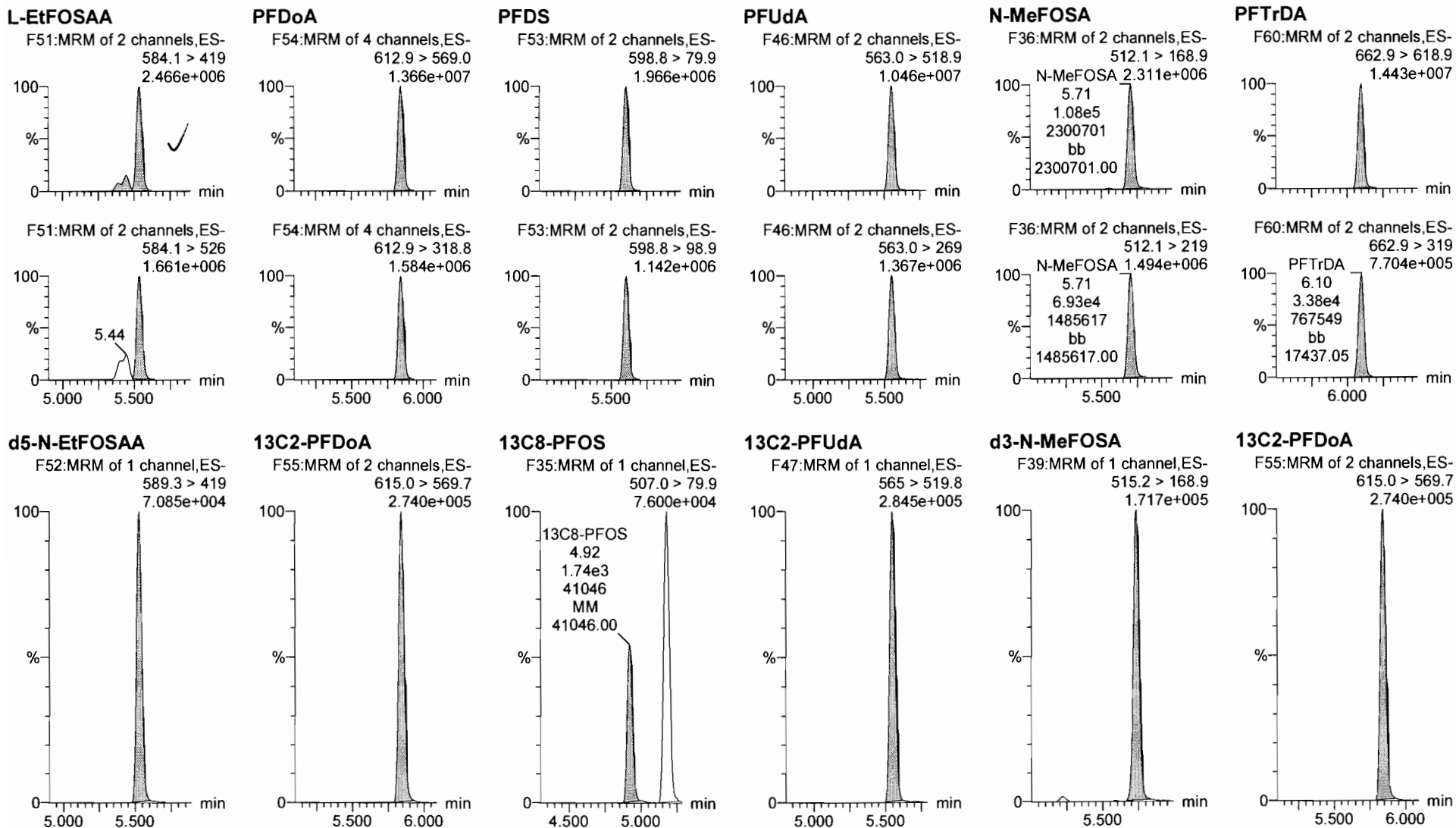


Dataset: F:\Projects\PFAS.PRO\Results\181014M1\181014M1-CRV.qld

Last Altered: Sunday, October 14, 2018 18:57:08 Pacific Daylight Time

Printed: Sunday, October 14, 2018 18:57:28 Pacific Daylight Time

Name: 181014M1_12, Date: 14-Oct-2018, Time: 16:21:20, ID: ST181014M1-10 PFC CS7 18J0810, Description: PFC CS7 18J0810



Dataset: F:\Projects\PFAS.PRO\Results\181014M1\181014M1-CRV.qld

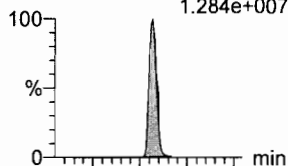
Last Altered: Sunday, October 14, 2018 18:57:08 Pacific Daylight Time

Printed: Sunday, October 14, 2018 18:57:28 Pacific Daylight Time

Name: 181014M1_12, Date: 14-Oct-2018, Time: 16:21:20, ID: ST181014M1-10 PFC CS7 18J0810, Description: PFC CS7 18J0810

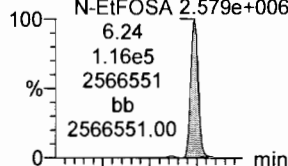
PFTeDA

F61:MRM of 2 channels,ES-
712.8 > 669.0
1.284e+007



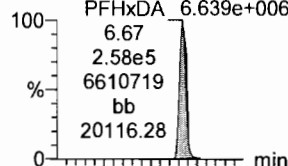
N-EtFOSA

F41:MRM of 2 channels,ES-
526.1 > 168.9
2.579e+006



PFHxDA

F63:MRM of 2 channels,ES-
813.1 > 768.6
6.639e+006



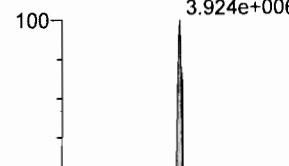
PFODA

F65:MRM of 1 channel,ES-
913.1 > 868.8
1.208e+007



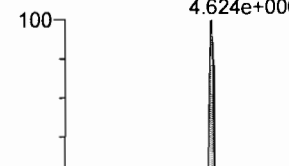
N-MeFOSE

F56:MRM of 1 channel,ES-
616.1 > 58.9
3.924e+006

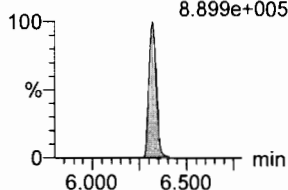


N-EtFOSE

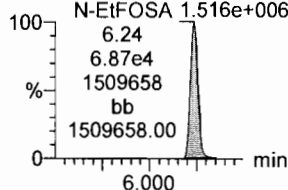
F58:MRM of 1 channel,ES-
630.1 > 58.9
4.624e+006



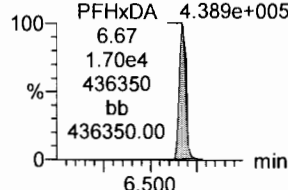
F61:MRM of 2 channels,ES-
712.8 > 368.9
8.899e+005



F41:MRM of 2 channels,ES-
526.1 > 219
1.516e+006

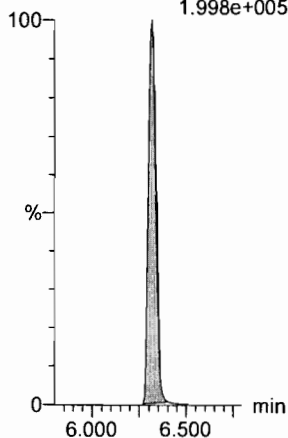


F63:MRM of 2 channels,ES-
813.1 > 219
4.389e+005



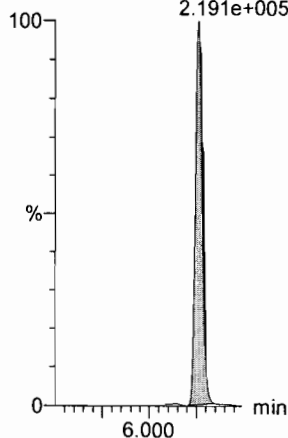
13C2-PFTeDA

F62:MRM of 2 channels,ES-
714.8 > 669.6
1.998e+005



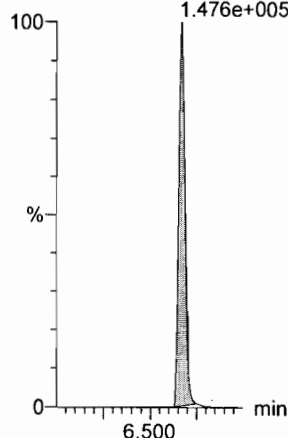
d5-N-ETFOSA

F44:MRM of 1 channel,ES-
531.1 > 168.9
2.191e+005



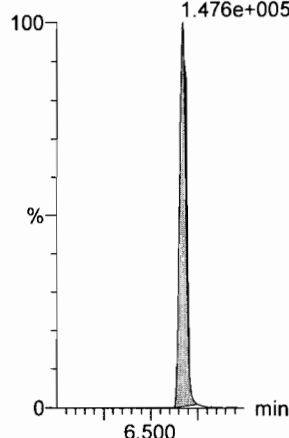
13C2-PFHxDA

F64:MRM of 1 channel,ES-
815 > 769.7
1.476e+005



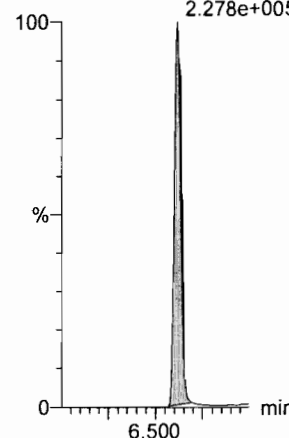
13C2-PFHxDA

F64:MRM of 1 channel,ES-
815 > 769.7
1.476e+005



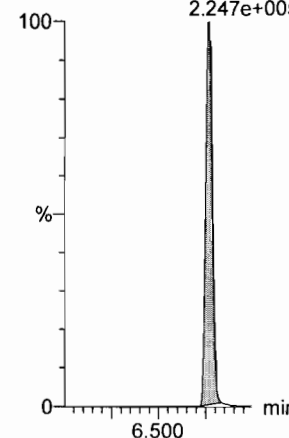
d7-N-MeFOSE

F57:MRM of 1 channel,ES-
623.1 > 58.9
2.278e+005



d9-N-EtFOSE

F59:MRM of 1 channel,ES-
639.2 > 58.8
2.247e+005



Dataset: F:\Projects\PFAS.PRO\Results\181014M1\181014M1-CRV.qld

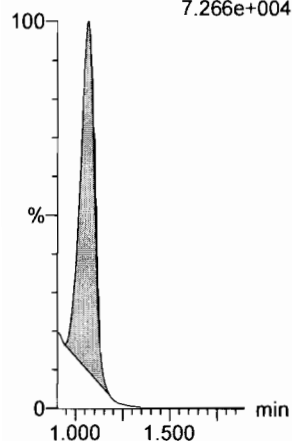
Last Altered: Sunday, October 14, 2018 18:57:08 Pacific Daylight Time

Printed: Sunday, October 14, 2018 18:57:28 Pacific Daylight Time

Name: 181014M1_12, Date: 14-Oct-2018, Time: 16:21:20, ID: ST181014M1-10 PFC CS7 18J0810, Description: PFC CS7 18J0810

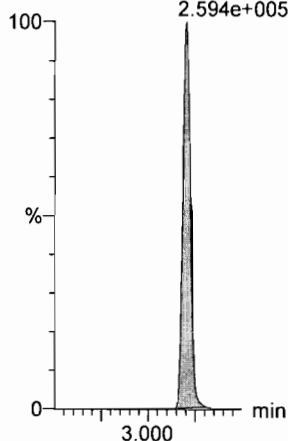
13C4-PFBA

F4:MRM of 1 channel,ES-
217. > 172
7.266e+004



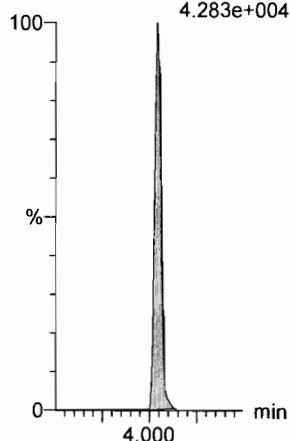
13C5-PFHxA

F11:MRM of 1 channel,ES-
318 > 272.9
2.594e+005



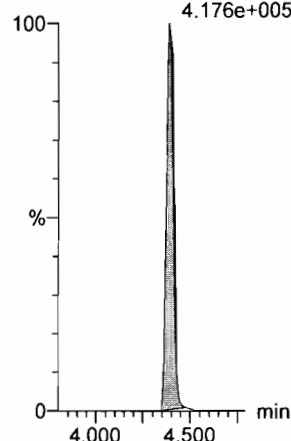
13C3-PFHxS

F19:MRM of 1 channel,ES-
401.8 > 79.9
4.283e+004



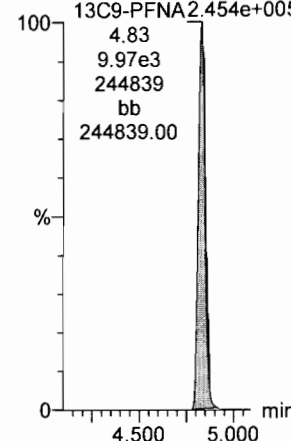
13C8-PFOA

F23:MRM of 1 channel,ES-
420.9 > 376
4.176e+005



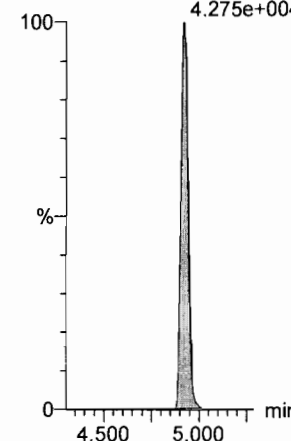
13C9-PFNA

F29:MRM of 1 channel,ES-
472.2 > 426.9
2.454e+005




13C4-PFOS

F33:MRM of 1 channel,ES-
503 > 79.9
4.275e+004



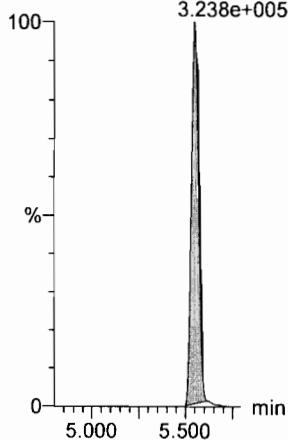
13C6-PFDA

F40:MRM of 1 channel,ES-
519.1 > 473.7
2.196e+005



13C7-PFUdA

F49:MRM of 1 channel,ES-
570.1 > 524.8
3.238e+005



Dataset: F:\Projects\PFAS.PRO\Results\181014M1\181014M1-ICV.qld

Last Altered: Monday, October 15, 2018 09:41:19 Pacific Daylight Time

Printed: Monday, October 15, 2018 09:41:31 Pacific Daylight Time

Name: 181014M1_14, Date: 14-Oct-2018, Time: 16:42:31, ID: ICV181014M1-1 PFC ICV 18J0811, Description: PFC ICV 18J0811 ✓

MT
10/15/18

#	Name	Trace	Area	IS Area	wt/vol	RT	Response	Conc.	%Rec	Recovery ...	Ion Ratio	Ratio Out?
1	1 PFBA	213.0 > 168.8	4022.982	4477.363	1.00	1.07	11.231	8.8	88.4	NO		
2	2 PFPeA	263.1 > 218.9	5841.101	7656.421	1.00	2.25	9.536	9.0	90.3	NO		
3	3 PFBS	299.0 > 79.7	1264.520	1063.185	1.00	2.61	14.867	7.4	74.4	NO	2.625	NO
4	4 4:2 FTS	327.2>307.2	1513.267	1557.820	1.00	3.12	12.143	7.4	73.9	NO	1.650	NO
5	5 PFHxA	313 > 269	10437.949	5211.336	1.00	3.20	10.015	8.5	84.7	NO	13.237	NO
6	6 PFPeS	349.1>80.1	1394.124	1063.185	1.00	3.44	16.391	8.5	85.0	NO	1.558	NO
7	36 13C3-PFBA	216.1 > 171.8	4477.363	6227.219	1.00	1.07	8.987	12.5	100.2	NO		
8	37 13C3-PFPeA	266. > 221.8	7656.421	15132.082	1.00	2.25	6.325	12.2	97.5	NO		
9	38 13C3-PFBS	302. > 98.8	1063.185	2293.928	1.00	2.61	5.793	12.1	96.7	NO		
10	39 13C2-4:2 FTS	329.2>308.9	1557.820	2293.928	1.00	3.12	8.489	13.0	103.8	NO		
11	40 13C2-PFHxA	315 > 270	5211.336	15132.082	1.00	3.21	4.305	5.1	101.7	NO		
12	38 13C3-PFBS	302. > 98.8	1063.185	2293.928	1.00	2.61	5.793	12.1	96.7	NO		
13	-1											
14	10 6:2 FTS	427.1 > 407	2112.326	1652.792	1.00	4.33	15.975	8.2	82.0	NO	2.970	NO
15	7 PFHpA	363.0 > 318.9	6634.504	6985.904	1.00	3.89	11.871	8.7	87.4	NO	7.541	NO
16	8 L-PFHxS	398.9 > 79.6	1114.873	862.720	1.00	4.05	16.153	8.9	89.1	NO	1.678	NO
17	11 L-PFOA	412.8 > 368.9	16458.498	13907.746	1.00	4.39	14.793	8.3	83.1	NO	3.492	NO
18	13 PFHpS	449 > 80.0	1491.211	2409.645	1.00	4.51	7.736	8.3	82.8	NO	1.881	NO
19	14 PFNA	463.0 > 418.8	10887.298	13132.458	1.00	4.83	10.363	8.7	87.4	NO	3.513	NO
20	43 13C2-6:2 FTS	429.1 > 408.9	1652.792	2154.218	1.00	4.34	9.590	12.7	101.3	NO		
21	41 13C4-PFHpA	367.2 > 321.8	6985.904	15132.082	1.00	3.89	5.771	13.3	106.8	NO		
22	42 18O2-PFHxS	403.0 > 102.6	862.720	2293.928	1.00	4.05	4.701	12.1	96.6	NO		
23	44 13C2-PFOA	414.9 > 369.7	13907.746	22888.760	1.00	4.39	7.595	12.8	102.8	NO		
24	47 13C8-PFOS	507.0 > 79.9	2409.645	2154.218	1.00	4.92	13.982	13.3	106.1	NO		
25	45 13C5-PFNA	468.2 > 422.9	13132.458	13891.621	1.00	4.83	11.817	12.6	101.0	NO		
26	-1											
27	15 PFOSA	497.9 > 77.9	2656.551	2978.819	1.00	4.87	11.148	9.2	92.1	NO	42.837	NO
28	16 L-PFOS	498.9 > 79.9	1629.772	2409.645	1.00	4.92	8.454	7.3	72.9	NO	1.972	NO
29	18 PFDA	513 > 468.8	11863.757	12016.215	1.00	5.22	12.341	8.6	86.4	NO	4.415	NO
30	19 8:2 FTS	527 > 506.9	1534.577	1544.944	1.00	5.18	12.416	8.4	83.7	NO	2.117	NO
31	20 PFNS	549.1 > 80.1	1409.677	2409.645	1.00	5.29	7.313	8.5	84.8	NO	1.520	NO
32	21 L-MeFOSAA	570 > 419	4795.191	3304.420	1.00	5.37	18.139	11.0	109.5	NO	2.784	NO
33	46 13C8-PFOSA	506.1 > 77.7	2978.819	20516.357	1.00	4.87	1.815	11.5	92.0	NO		
34	47 13C8-PFOS	507.0 > 79.9	2409.645	2154.218	1.00	4.92	13.982	13.3	106.1	NO		

Dataset: F:\Projects\PFAS.PRO\Results\181014M1\181014M1-ICV.qld

Last Altered: Monday, October 15, 2018 09:41:19 Pacific Daylight Time

Printed: Monday, October 15, 2018 09:41:31 Pacific Daylight Time

Name: 181014M1_14, Date: 14-Oct-2018, Time: 16:42:31, ID: ICV181014M1-1 PFC ICV 18J0811, Description: PFC ICV 18J0811

#	Name	Trace	Area	IS Area	wt/vol	RT	Response	Conc.	%Rec	Recovery ...	Ion Ratio	Ratio Out?
35	48	13C2-PFDA	515.1 > 469.9	12016.215	14288.435	1.00	5.22	10.512	12.3	98.3	NO	
36	49	13C2-8:2 FTS	529.1 > 508.7	1544.944	2154.218	1.00	5.18	8.965	12.5	99.7	NO	
37	47	13C8-PFOS	507.0 > 79.9	2409.645	2154.218	1.00	4.92	13.982	13.3	106.1	NO	
38	50	d3-N-MeFOSAA	573.3 > 419	3304.420	20516.357	1.00	5.37	2.013	11.2	89.7	NO	
39	-1											
40	23	L-EtFOSAA	584.1 > 419	4049.598	4077.649	1.00	5.54	12.414	10.8	107.8	NO	1.407
41	27	PFD _o A	612.9 > 569.0	14160.933	15481.820	1.00	5.84	11.434	8.9	89.1	NO	8.257
42	26	PFDS	598.8 > 79.9	1902.395	2409.645	1.00	5.61	9.869	8.3	83.1	NO	1.583
43	25	PFU _d A	563.0 > 518.9	11852.286	17353.605	1.00	5.55	8.537	8.6	86.1	NO	7.608
44	28	N-MeFOSA	512.1 > 168.9		8232.719	1.00					NO	
45	29	PFT _r DA	662.9 > 618.9	15826.922	15481.820	1.00	6.10	12.779	9.0	89.8	NO	19.343
46	52	d5-N-EtFOSAA	589.3 > 419	4077.649	20516.357	1.00	5.53	2.484	11.7	93.7	NO	
47	53	13C2-PFD _o A	615.0 > 569.7	15481.820	14288.435	1.00	5.84	13.544	12.5	99.7	NO	
48	47	13C8-PFOS	507.0 > 79.9	2409.645	2154.218	1.00	4.92	13.982	13.3	106.1	NO	
49	51	13C2-PFU _d A	565 > 519.8	17353.605	20516.357	1.00	5.55	10.573	12.3	98.5	NO	
50	54	d3-N-MeFOSA	515.2 > 168.9	8232.719	20516.357	1.00	5.74	5.016	134.2	89.5	NO	
51	53	13C2-PFD _o A	615.0 > 569.7	15481.820	14288.435	1.00	5.84	13.544	12.5	99.7	NO	
52	-1											
53	30	PFT _e DA	712.8 > 669.0	13825.248	9869.908	1.00	6.32	17.509	8.4	83.6	NO	14.130
54	31	N-EtFOSA	526.1 > 168.9		10588.157	1.00					NO	
55	32	PFH _x DA	813.1 > 768.6		6285.468	1.00					NO	
56	33	PFODA	913.1 > 868.8		6285.468	1.00					NO	
57	34	N-MeFOSE	616.1 > 58.9		9269.205	1.00					NO	
58	35	N-EtFOSE	630.1 > 58.9		8949.371	1.00					NO	
59	55	13C2-PFT _e DA	714.8 > 669.6	9869.908	20516.357	1.00	6.32	6.013	12.7	101.5	NO	
60	56	d5-N-ETFOSA	531.1 > 168.9	10588.157	20516.357	1.00	6.26	6.451	139.9	93.3	NO	
61	57	13C2-PFH _x DA	815 > 769.7	6285.468	20516.357	1.00	6.67	3.830	5.0	99.4	NO	
62	57	13C2-PFH _x DA	815 > 769.7	6285.468	20516.357	1.00	6.67	3.830	5.0	99.4	NO	
63	58	d7-N-MeFOSE	623.1 > 58.9	9269.205	20516.357	1.00	6.62	5.647	132.3	88.2	NO	
64	59	d9-N-EtFOSE	639.2 > 58.8	8949.371	20516.357	1.00	6.77	5.453	131.3	87.5	NO	
65	-1											
66	60	13C4-PFBA	217. > 172	6227.219	6227.219	1.00	1.07	12.500	12.5	100.0	NO	
67	61	13C5-PFH _x A	318 > 272.9	15132.082	15132.082	1.00	3.21	12.500	12.5	100.0	NO	
68	62	13C3-PFH _x S	401.8 > 79.9	2293.928	2293.928	1.00	4.04	12.500	12.5	100.0	NO	

Dataset: F:\Projects\PFAS.PRO\Results\181014M1\181014M1-ICV.qld

Last Altered: Monday, October 15, 2018 09:41:19 Pacific Daylight Time

Printed: Monday, October 15, 2018 09:41:31 Pacific Daylight Time

Name: 181014M1_14, Date: 14-Oct-2018, Time: 16:42:31, ID: ICV181014M1-1 PFC ICV 18J0811, Description: PFC ICV 18J0811

#	Name	Trace	Area	IS Area	wt/vol	RT	Response	Conc.	%Rec	Recovery ...	Ion Ratio	Ratio Out?
69	63 13C8-PFOA	420.9 > 376	22888.760	22888.760	1.00	4.39	12.500	12.5	100.0	NO		
70	64 13C9-PFNA	472.2 > 426.9	13891.621	13891.621	1.00	4.83	12.500	12.5	100.0	NO		
71	65 13C4-PFOS	503 > 79.9	2154.218	2154.218	1.00	4.92	12.500	12.5	100.0	NO		
72	66 13C6-PFDA	519.1 > 473.7	14288.435	14288.435	1.00	5.22	12.500	12.5	100.0	NO		
73	67 13C7-PFUDa	570.1 > 524.8	20516.357	20516.357	1.00	5.55	12.500	12.5	100.0	NO		



Dataset: F:\Projects\PFAS.PRO\Results\181014M1\181014M1-ICV.qld

Last Altered: Monday, October 15, 2018 09:41:19 Pacific Daylight Time

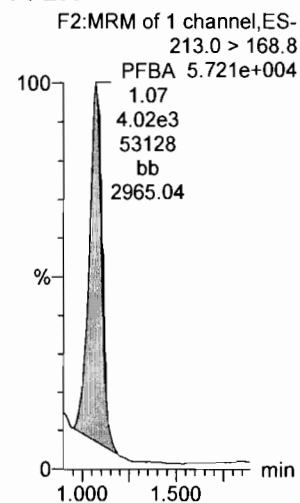
Printed: Monday, October 15, 2018 09:41:31 Pacific Daylight Time

Method: F:\Projects\PFAS.PRO\MethDB\PFAS_FULL_80C_101418.mdb 14 Oct 2018 18:57:06

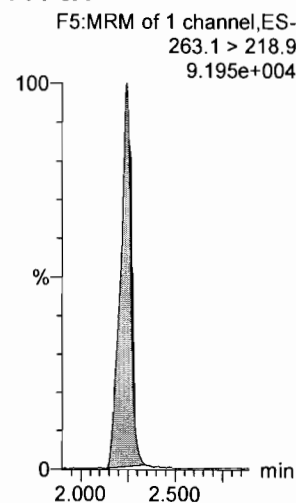
Calibration: F:\Projects\PFAS.PRO\CurveDB\C18_VAL-PFAS_Q4_10-14-18.cdb 14 Oct 2018 19:12:54

Name: 181014M1_14, Date: 14-Oct-2018, Time: 16:42:31, ID: ICV181014M1-1 PFC ICV 18J0811, Description: PFC ICV 18J0811

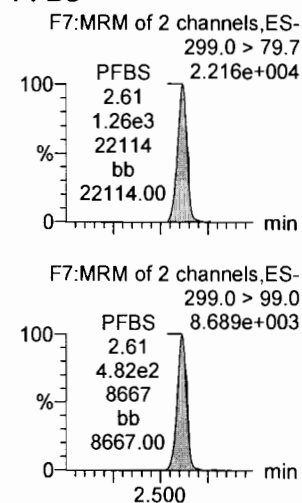
PFBA



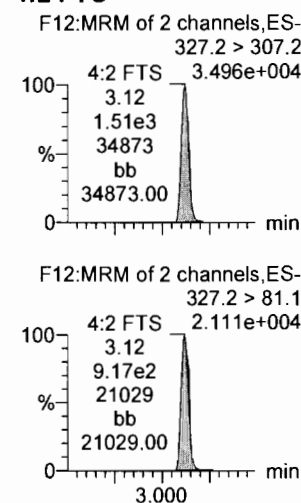
PFPeA



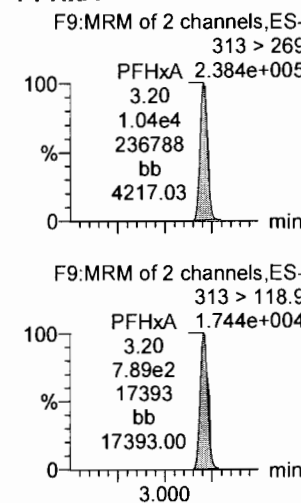
PFBS



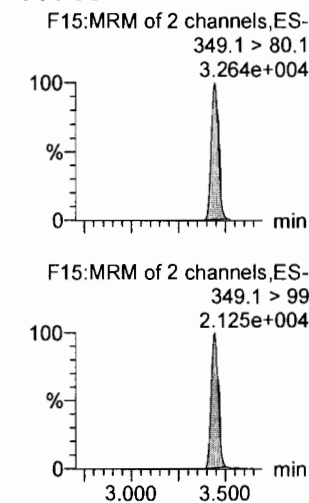
4:2 FTS



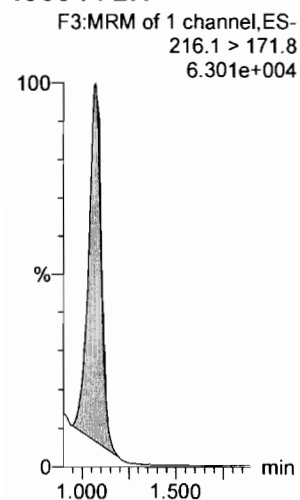
PFHxA



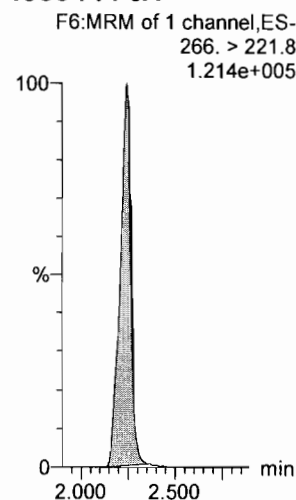
PFPeS



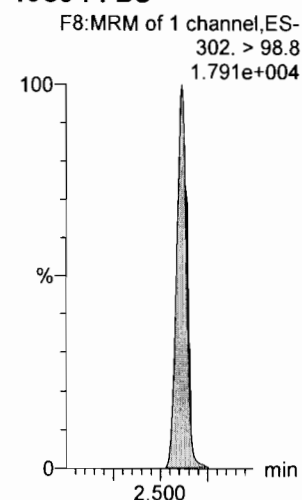
13C3-PFBA



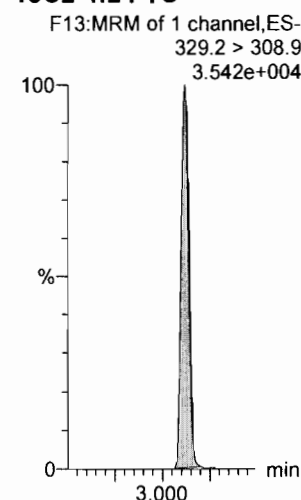
13C3-PFPeA



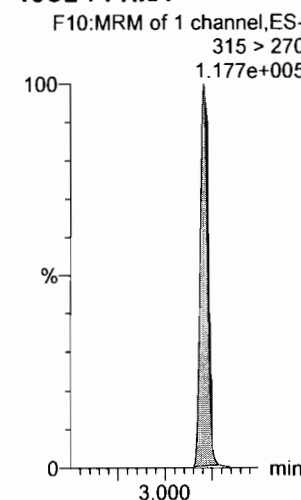
13C3-PFBS



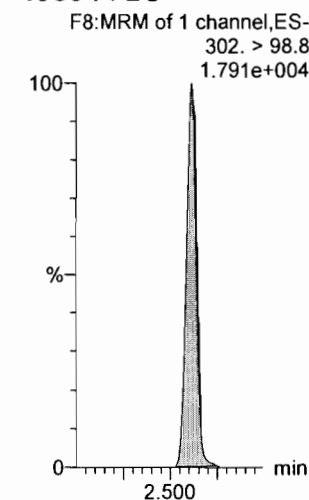
13C2-4:2 FTS



13C2-PFHxA



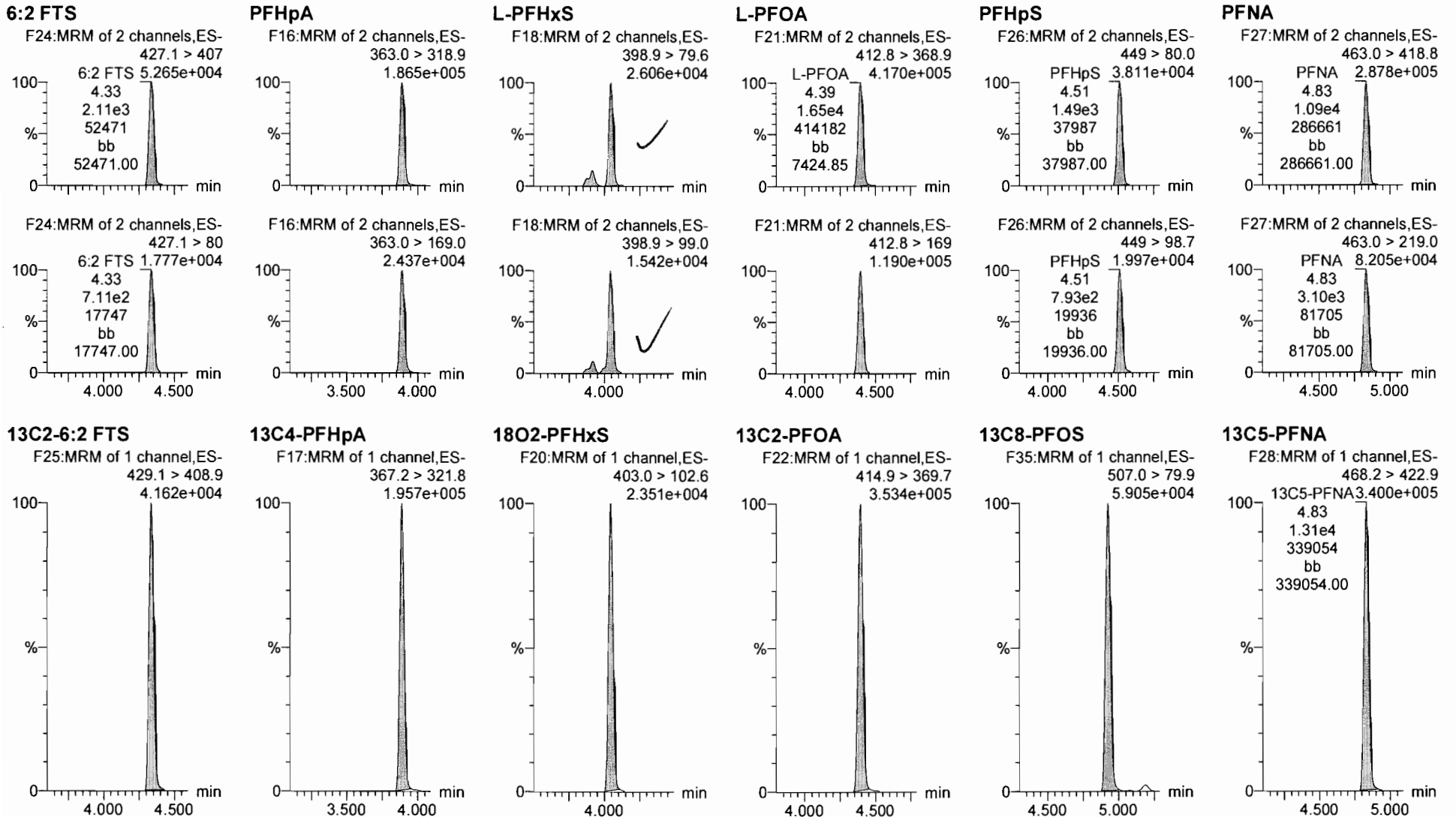
13C3-PFBS



Dataset: F:\Projects\PFAS.PRO\Results\181014M1\181014M1-ICV.qld

Last Altered: Monday, October 15, 2018 09:41:19 Pacific Daylight Time
Printed: Monday, October 15, 2018 09:41:31 Pacific Daylight Time


Name: 181014M1_14, Date: 14-Oct-2018, Time: 16:42:31, ID: ICV181014M1-1 PFC ICV 18J0811, Description: PFC ICV 18J0811



Dataset: F:\Projects\PFAS.PRO\Results\181014M1\181014M1-ICV.qld

Last Altered: Monday, October 15, 2018 09:41:19 Pacific Daylight Time
Printed: Monday, October 15, 2018 09:41:31 Pacific Daylight Time

Name: 181014M1_14, Date: 14-Oct-2018, Time: 16:42:31, ID: ICV181014M1-1 PFC ICV 18J0811, Description: PFC ICV 18J0811



Dataset: F:\Projects\PFAS.PRO\Results\181014M1\181014M1-ICV.qld

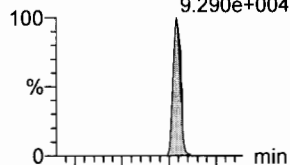
Last Altered: Monday, October 15, 2018 09:41:19 Pacific Daylight Time

Printed: Monday, October 15, 2018 09:41:31 Pacific Daylight Time

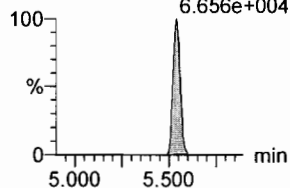
Name: 181014M1_14, Date: 14-Oct-2018, Time: 16:42:31, ID: ICV181014M1-1 PFC ICV 18J0811, Description: PFC ICV 18J0811

L-EtFOSAA

F51:MRM of 2 channels,ES-
584.1 > 419
9.290e+004

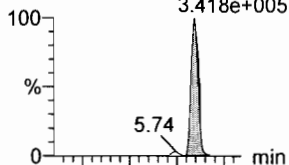


F51:MRM of 2 channels,ES-
584.1 > 526
6.656e+004

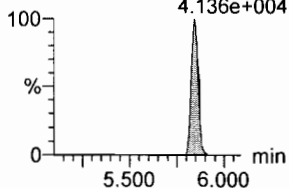


PFDoA

F54:MRM of 4 channels,ES-
612.9 > 569.0
3.418e+005

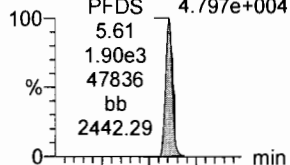


F54:MRM of 4 channels,ES-
612.9 > 318.8
4.136e+004

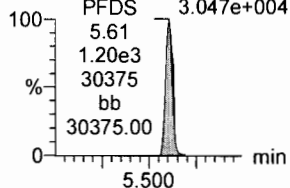


PFDS

F53:MRM of 2 channels,ES-
598.8 > 79.9
4.797e+004

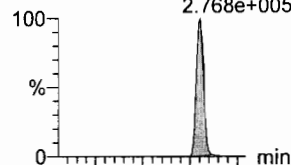


F53:MRM of 2 channels,ES-
598.8 > 98.9
3.047e+004

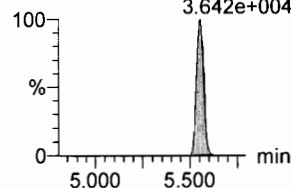


PFUdA

F46:MRM of 2 channels,ES-
563.0 > 518.9
2.768e+005




F46:MRM of 2 channels,ES-
563.0 > 269
3.642e+004

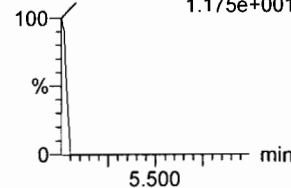


N-MeFOSA

F36:MRM of 2 channels,ES-
512.1 > 168.9
1.000e-003

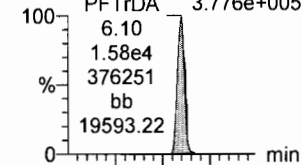


F36:MRM of 2 channels,ES-
512.1 > 219
1.175e+001

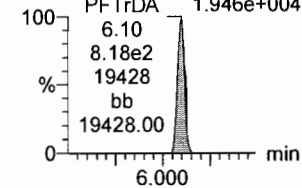


PFTrDA

F60:MRM of 2 channels,ES-
662.9 > 618.9
3.776e+005

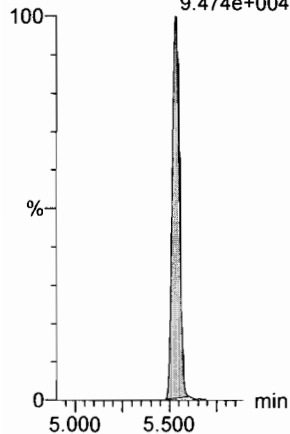


F60:MRM of 2 channels,ES-
662.9 > 319
1.946e+004



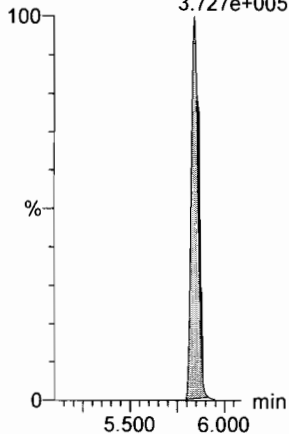
d5-N-EtFOSAA

F52:MRM of 1 channel,ES-
589.3 > 419
9.474e+004



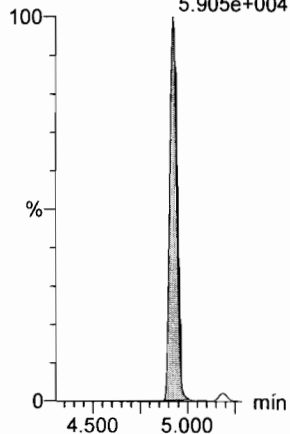
13C2-PFDoA

F55:MRM of 2 channels,ES-
615.0 > 569.7
3.727e+005



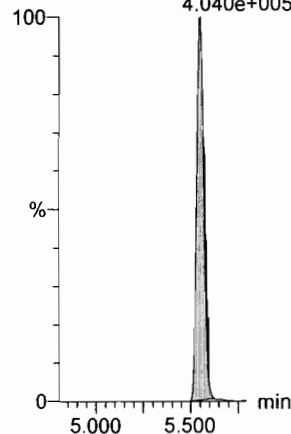
13C8-PFOS

F35:MRM of 1 channel,ES-
507.0 > 79.9
5.905e+004



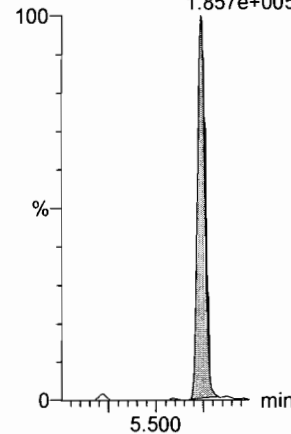
13C2-PFUdA

F47:MRM of 1 channel,ES-
565 > 519.8
4.040e+005



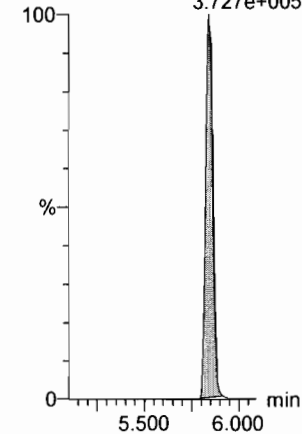
d3-N-MeFOSA

F39:MRM of 1 channel,ES-
515.2 > 168.9
1.857e+005



13C2-PFDoA

F55:MRM of 2 channels,ES-
615.0 > 569.7
3.727e+005



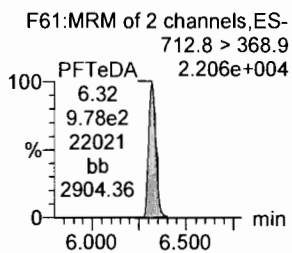
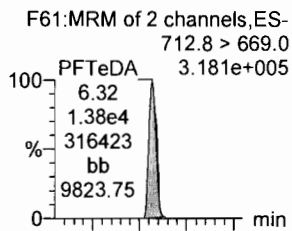
Dataset: F:\Projects\PFAS.PRO\Results\181014M1\181014M1-ICV.qld

Last Altered: Monday, October 15, 2018 09:41:19 Pacific Daylight Time

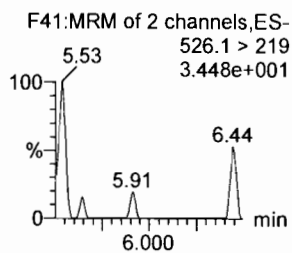
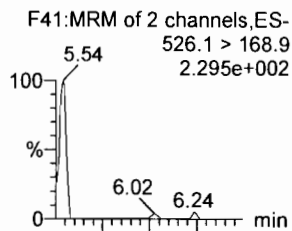
Printed: Monday, October 15, 2018 09:41:31 Pacific Daylight Time

Name: 181014M1_14, Date: 14-Oct-2018, Time: 16:42:31, ID: ICV181014M1-1 PFC ICV 18J0811, Description: PFC ICV 18J0811

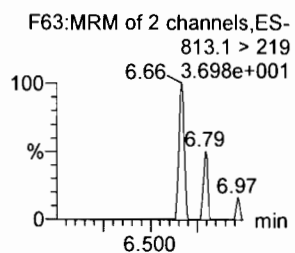
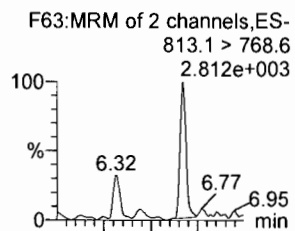
PFTeDA



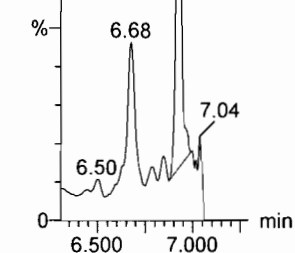

N-EtFOSA



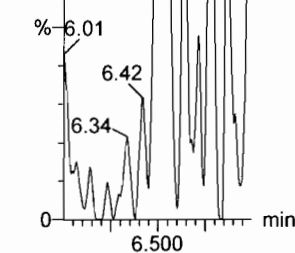
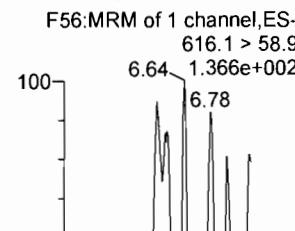
PFHxDA



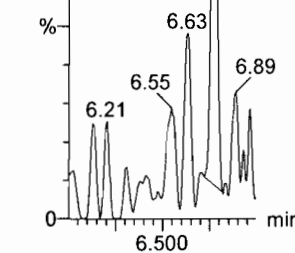
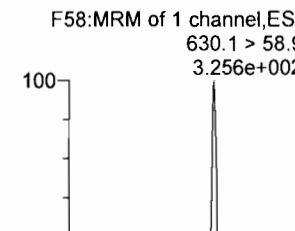
PFODA



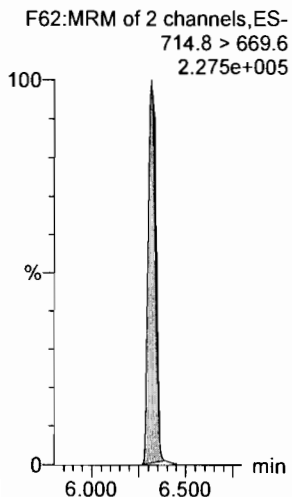
N-MeFOSE



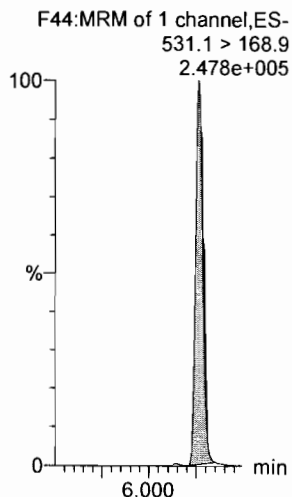
N-EtFOSE



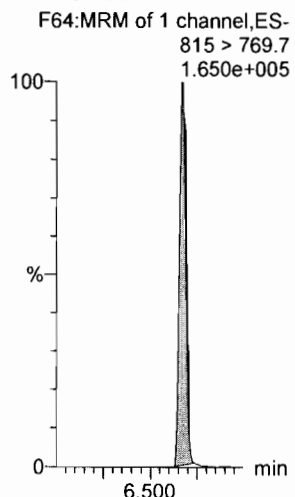
13C2-PFTeDA



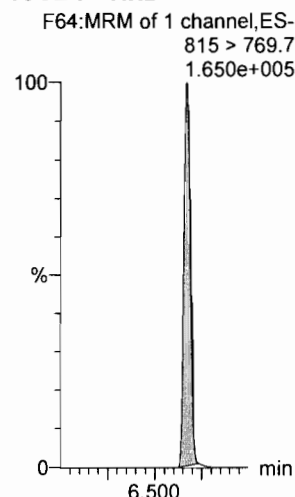
d5-N-ETFOSA



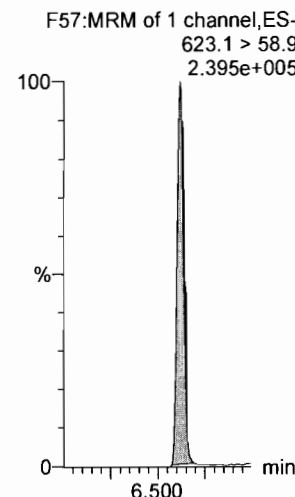
13C2-PFHxDA



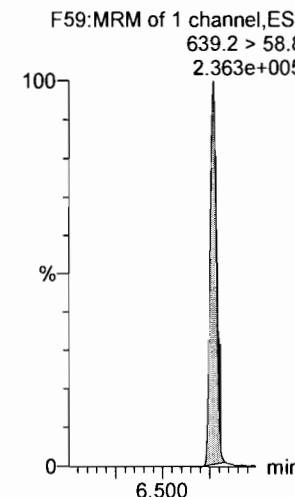
13C2-PFHxDA



d7-N-MeFOSE



d9-N-EtFOSE

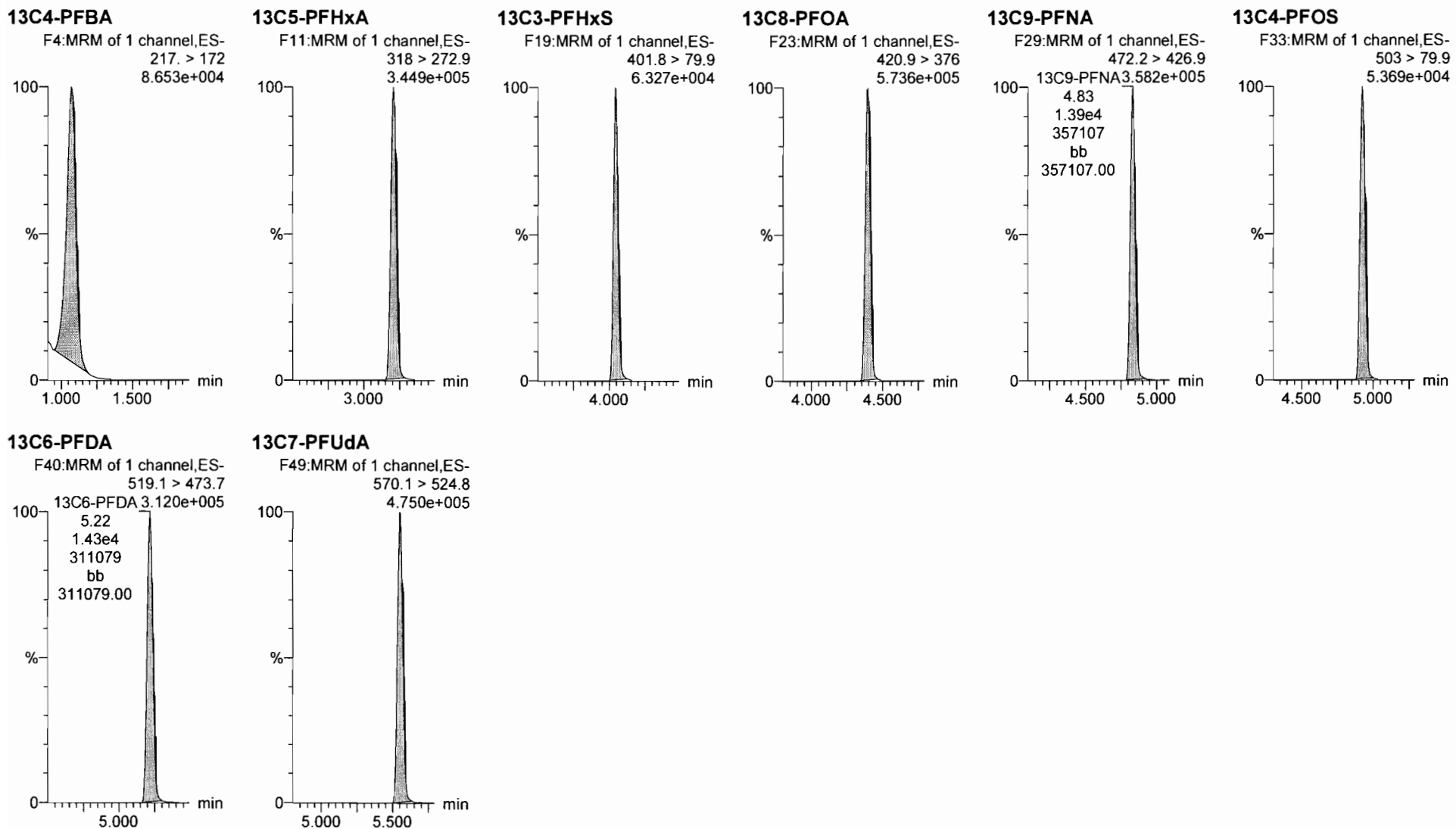


Dataset: F:\Projects\PFAS.PRO\Results\181014M1\181014M1-ICV.qld

Last Altered: Monday, October 15, 2018 09:41:19 Pacific Daylight Time

Printed: Monday, October 15, 2018 09:41:31 Pacific Daylight Time

Name: 181014M1_14, Date: 14-Oct-2018, Time: 16:42:31, ID: ICV181014M1-1 PFC ICV 18J0811, Description: PFC ICV 18J0811



Dataset: Untitled

Last Altered: Monday, October 15, 2018 09:49:11 Pacific Daylight Time

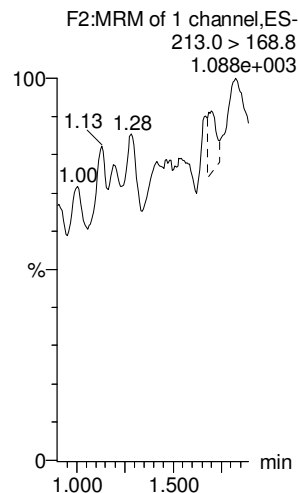
Printed: Monday, October 15, 2018 09:49:20 Pacific Daylight Time

Method: F:\Projects\PFAS.PRO\MethDB\PFAS_FULL_80C_101418.mdb 14 Oct 2018 18:57:06

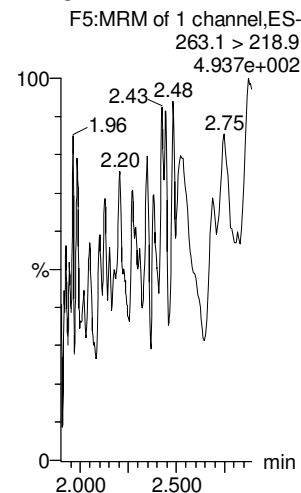
Calibration: F:\Projects\PFAS.PRO\CurveDB\C18_VAL-PFAS_Q4_10-14-18.cdb 14 Oct 2018 19:12:54

Name: 181014M1_13, Date: 14-Oct-2018, Time: 16:31:58, ID: IPA, Description: IPA

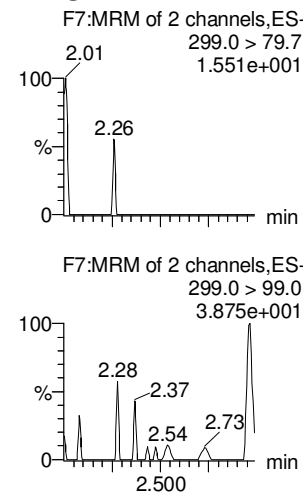
PFBA



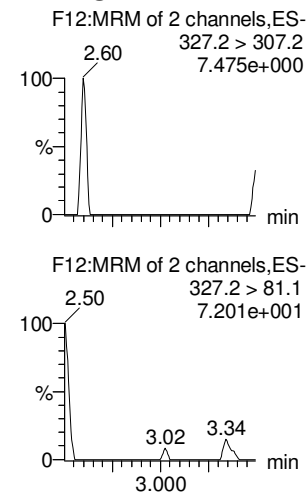
PFPeA



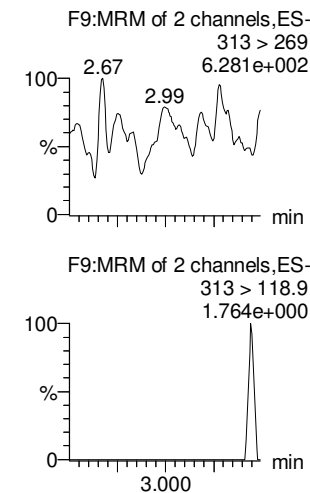
PFBS



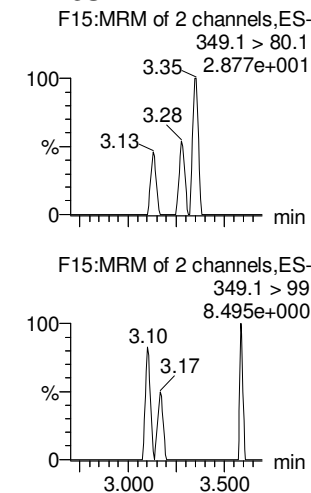
4:2 FTS



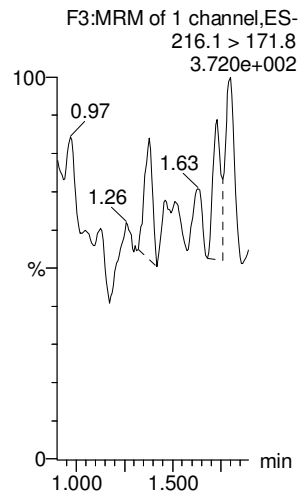
PFHxA



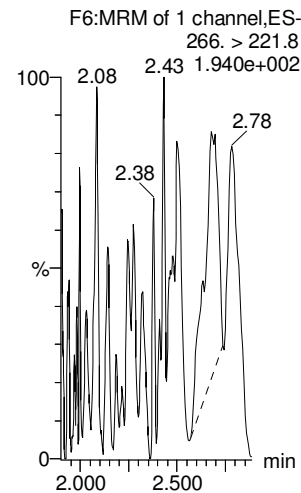
PFPeS



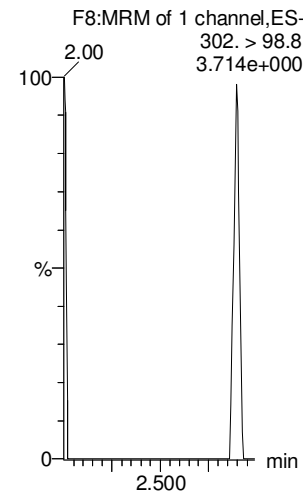
13C3-PFBA



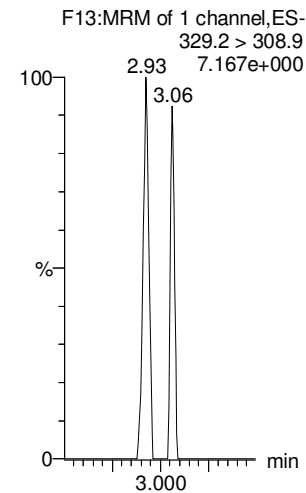
13C3-PFPeA



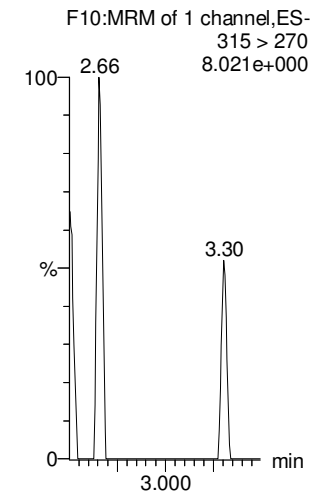
13C3-PFBS



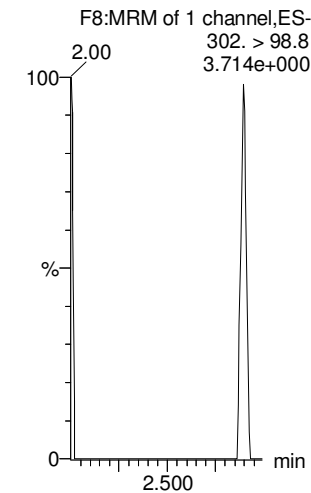
13C2-4:2 FTS



13C2-PFHxA



13C3-PFBS



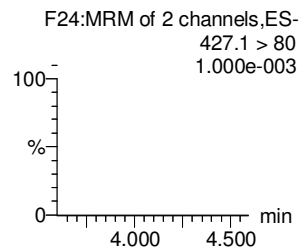
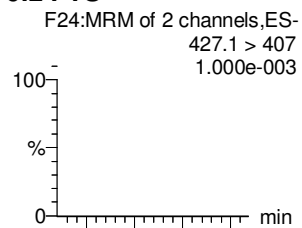
Dataset: Untitled

Last Altered: Monday, October 15, 2018 09:49:11 Pacific Daylight Time

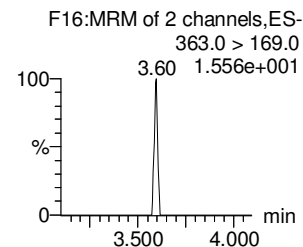
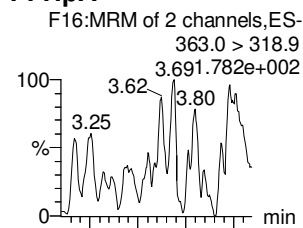
Printed: Monday, October 15, 2018 09:49:20 Pacific Daylight Time

Name: 181014M1_13, Date: 14-Oct-2018, Time: 16:31:58, ID: IPA, Description: IPA

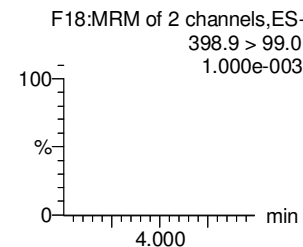
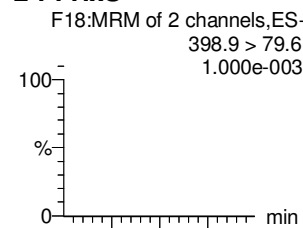
6:2 FTS



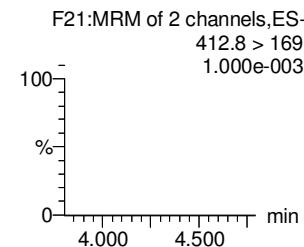
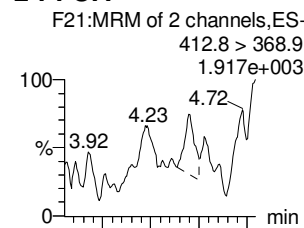
PFHpA



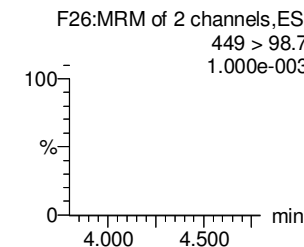
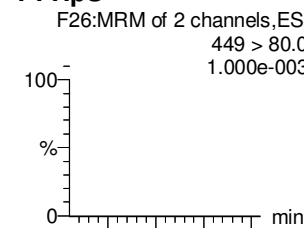
L-PFHxS



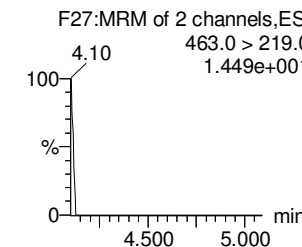
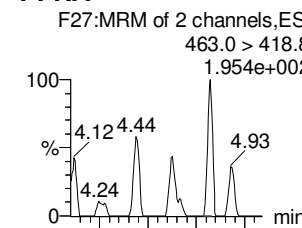
L-PFOA



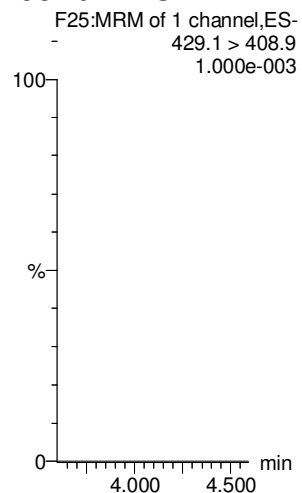
PFHpS



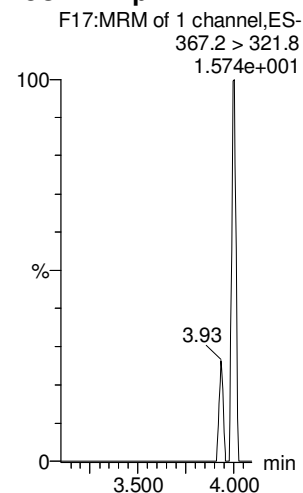
PFNA



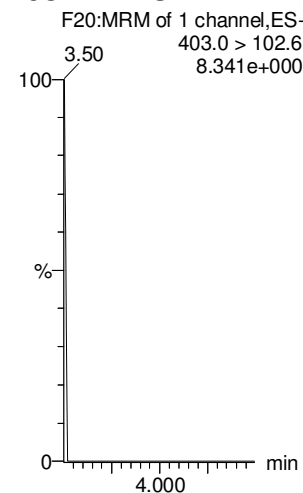
13C2-6:2 FTS



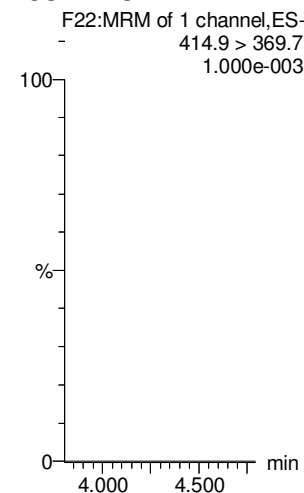
13C4-PFHpA



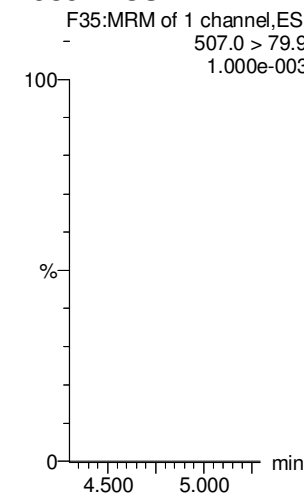
18O2-PFHxS



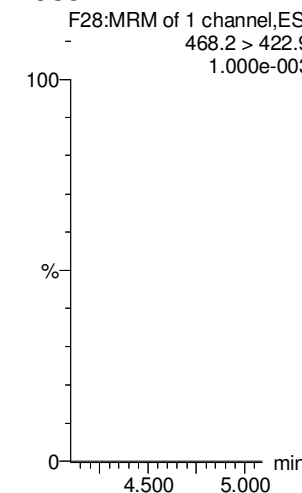
13C2-PFOA



13C8-PFOS



13C5-PFNA



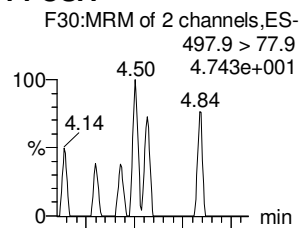
Dataset: Untitled

Last Altered: Monday, October 15, 2018 09:49:11 Pacific Daylight Time

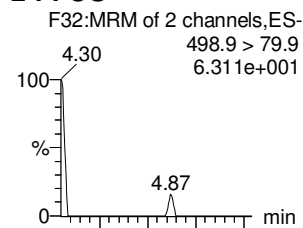
Printed: Monday, October 15, 2018 09:49:20 Pacific Daylight Time

Name: 181014M1_13, Date: 14-Oct-2018, Time: 16:31:58, ID: IPA, Description: IPA

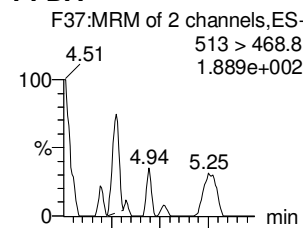
PFOSA



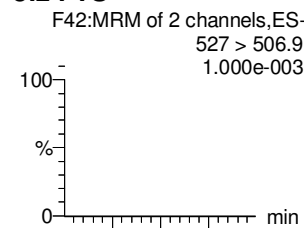
L-PFOS



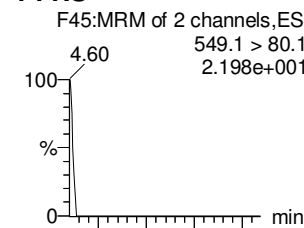
PFDA



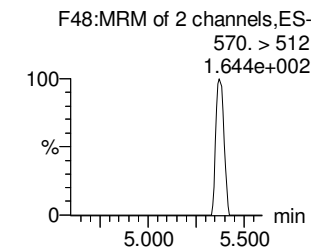
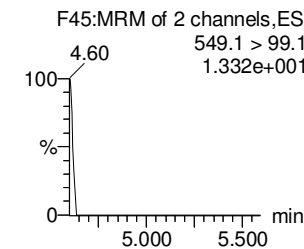
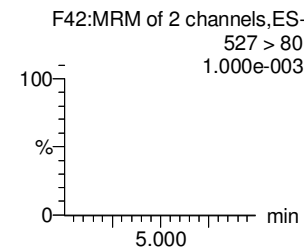
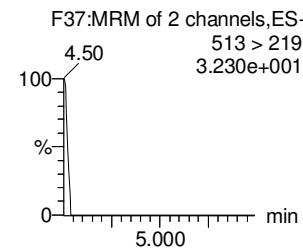
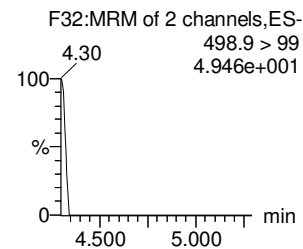
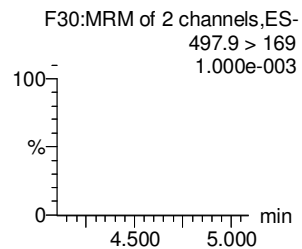
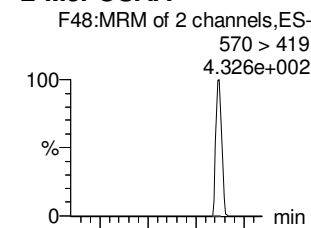
8:2 FTS



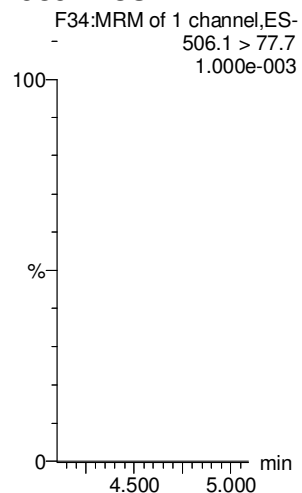
PFNS



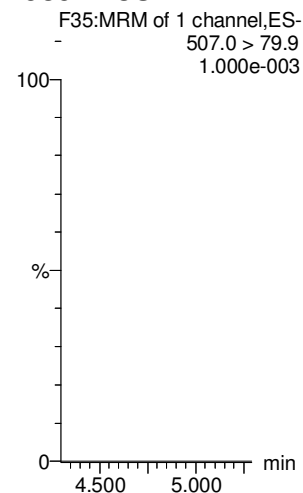
L-MeFOSAA



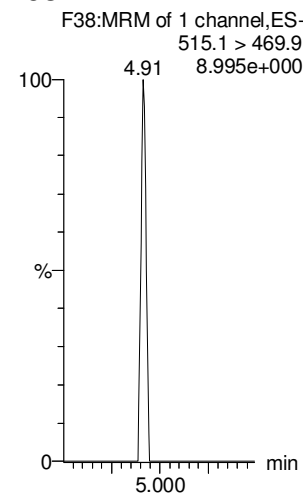
13C8-PFOSA



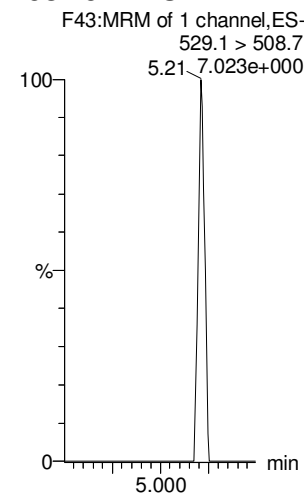
13C8-PFOS



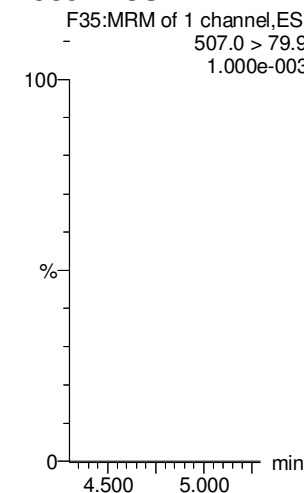
13C2-PFDA



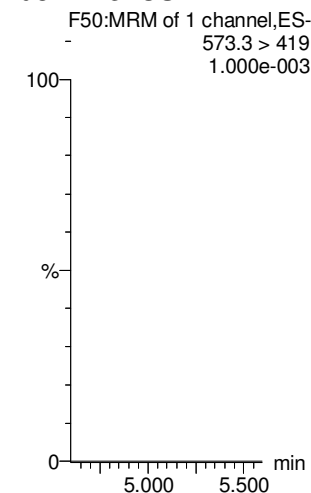
13C2-8:2 FTS



13C8-PFOS



d3-N-MeFOSAA



Dataset: Untitled

Last Altered: Monday, October 15, 2018 09:49:11 Pacific Daylight Time

Printed: Monday, October 15, 2018 09:49:20 Pacific Daylight Time

Name: 181014M1_13, Date: 14-Oct-2018, Time: 16:31:58, ID: IPA, Description: IPA

L-EtFOSAA

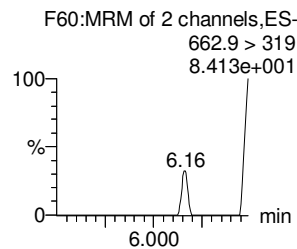
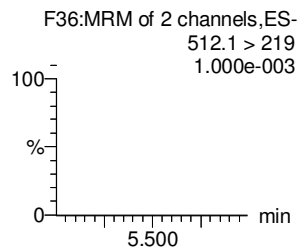
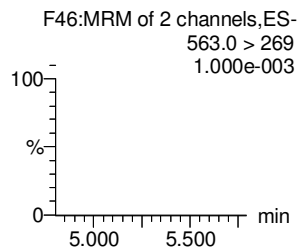
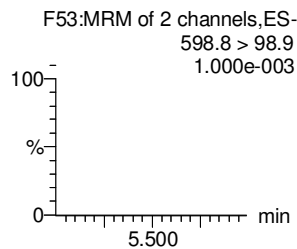
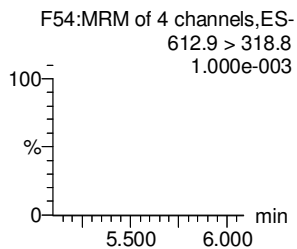
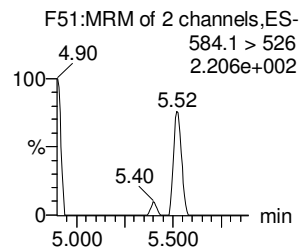
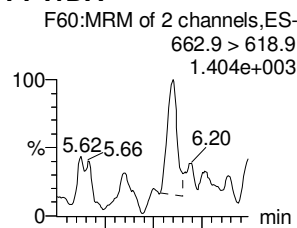
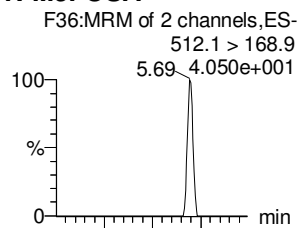
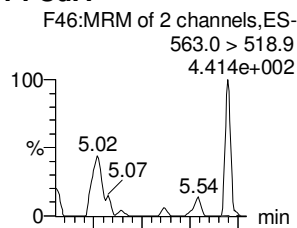
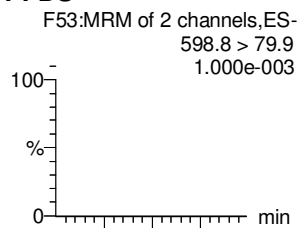
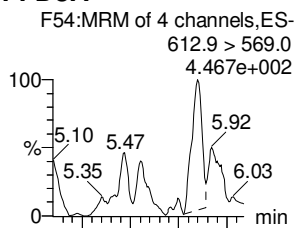
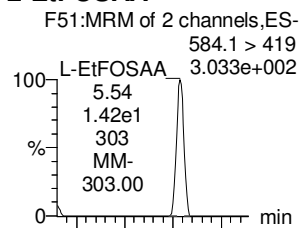
PFDoA

PFDS

PFUdA

N-MeFOSA

PFTrDA



d5-N-EtFOSAA

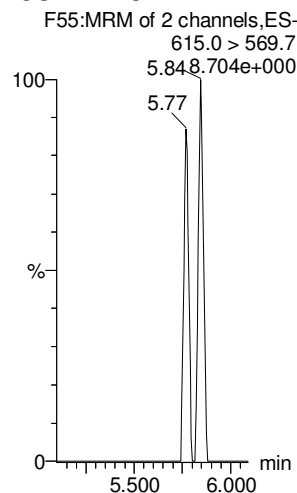
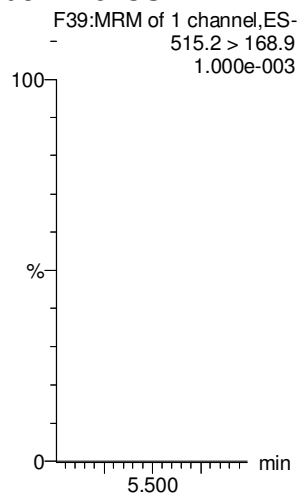
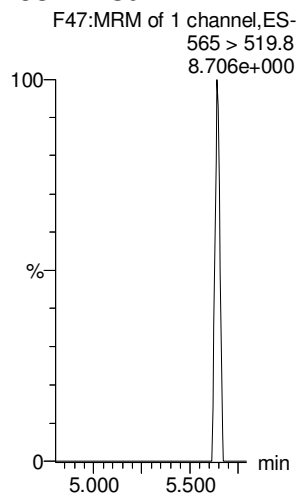

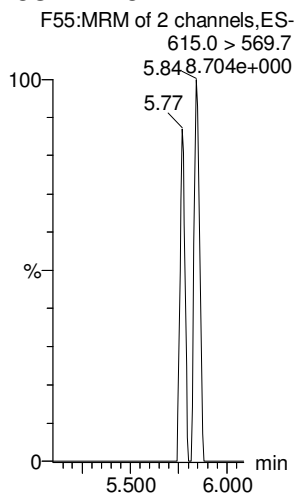
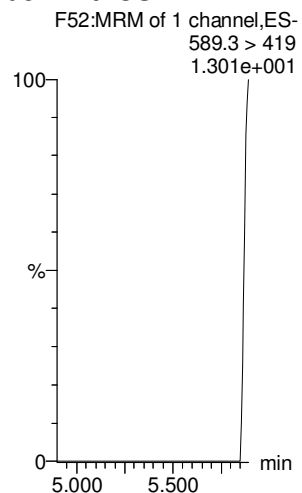
13C2-PFDoA

13C8-PFOS

13C2-PFUdA

d3-N-MeFOSA

13C2-PFDoA



Dataset: Untitled

Last Altered: Monday, October 15, 2018 09:49:11 Pacific Daylight Time

Printed: Monday, October 15, 2018 09:49:20 Pacific Daylight Time

Name: 181014M1_13, Date: 14-Oct-2018, Time: 16:31:58, ID: IPA, Description: IPA

PFTeDA

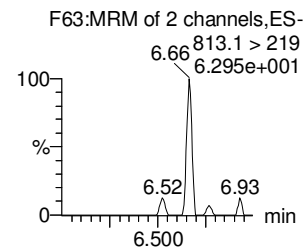
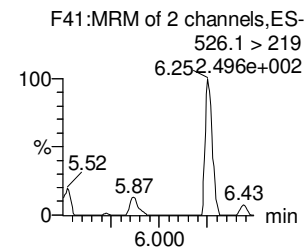
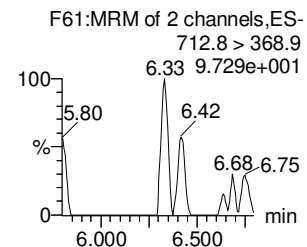
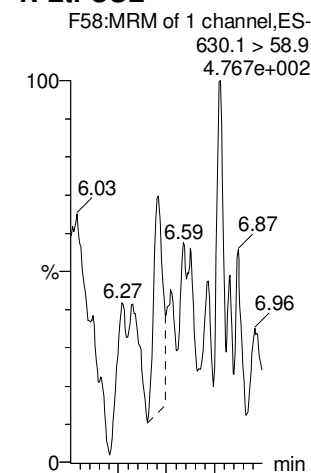
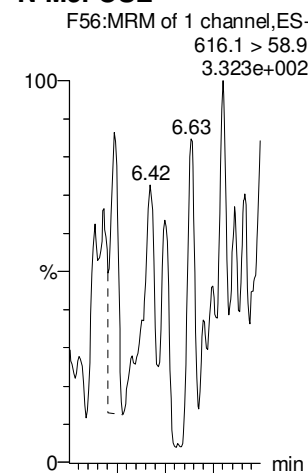
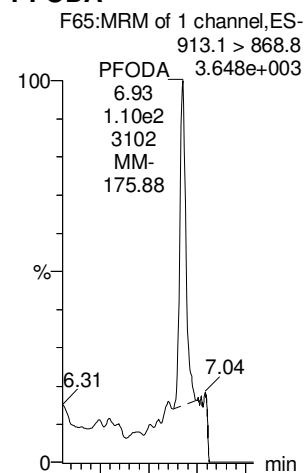
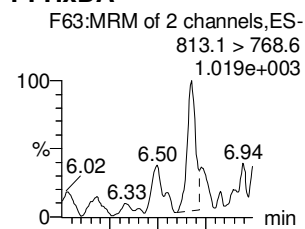
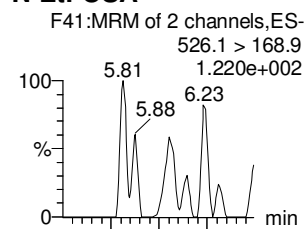
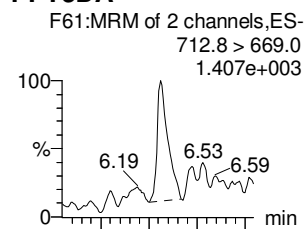
N-EtFOSA

PFHxDA

PFODA

N-MeFOSE

N-EtFOSE



13C2-PFTeDA

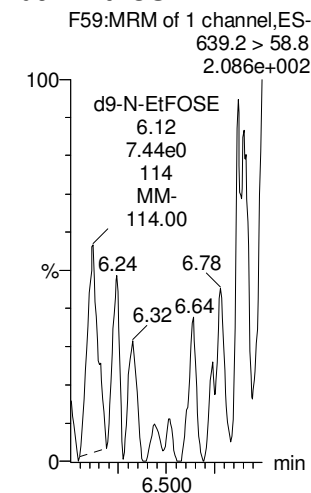
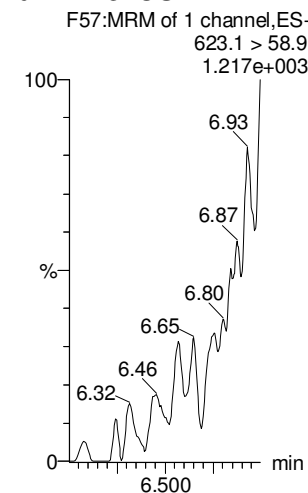
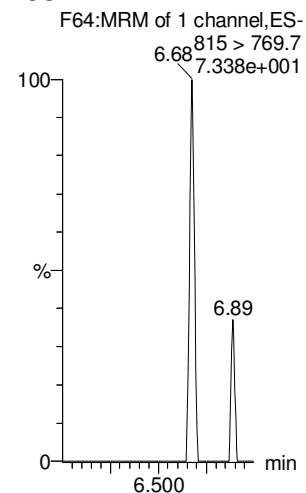
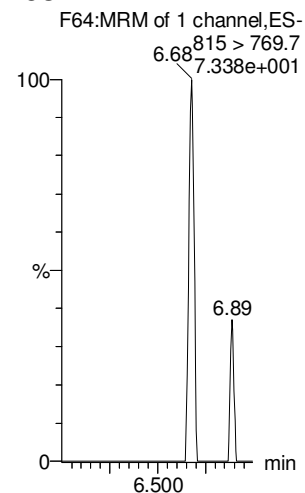
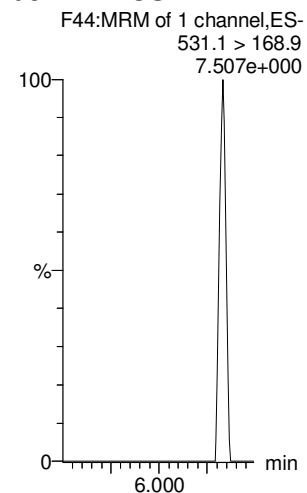
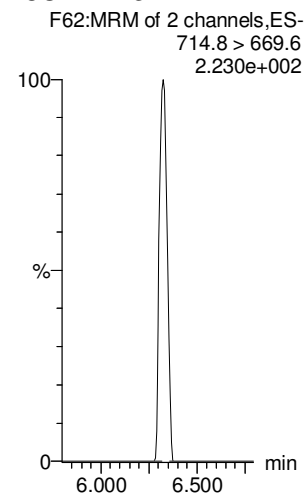
d5-N-ETFOSA

13C2-PFHxDA

13C2-PFHxDA

d7-N-MeFOSE

d9-N-EtFOSE



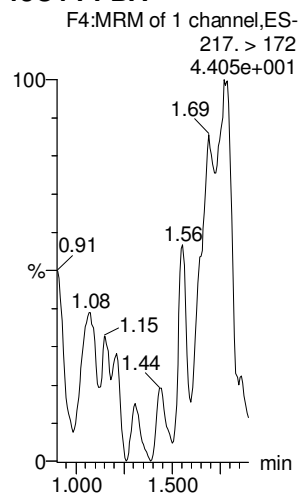
Dataset: Untitled

Last Altered: Monday, October 15, 2018 09:49:11 Pacific Daylight Time

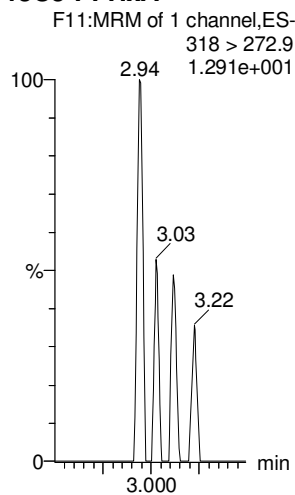
Printed: Monday, October 15, 2018 09:49:20 Pacific Daylight Time

Name: 181014M1_13, Date: 14-Oct-2018, Time: 16:31:58, ID: IPA, Description: IPA

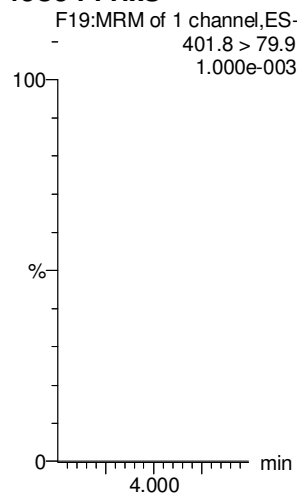
13C4-PFBA



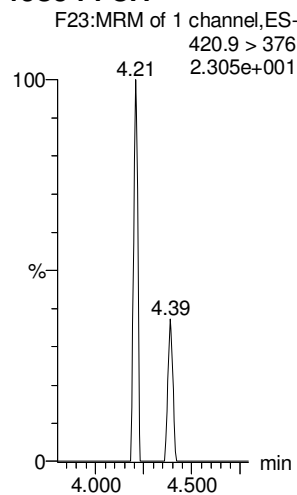
13C5-PFHxA



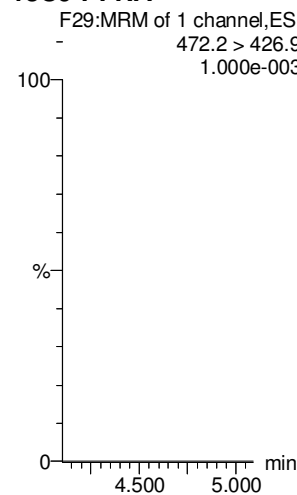
13C3-PFHxS



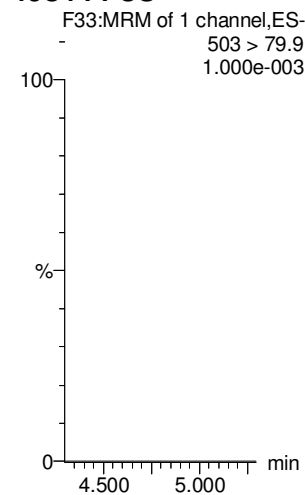
13C8-PFOA



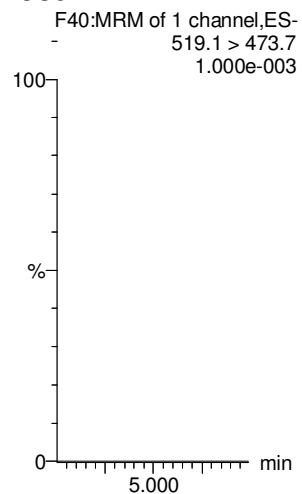
13C9-PFNA



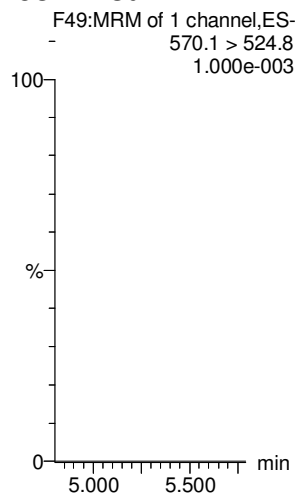
13C4-PFOS



13C6-PFDA



13C7-PFUdA



TUNE CHECKS

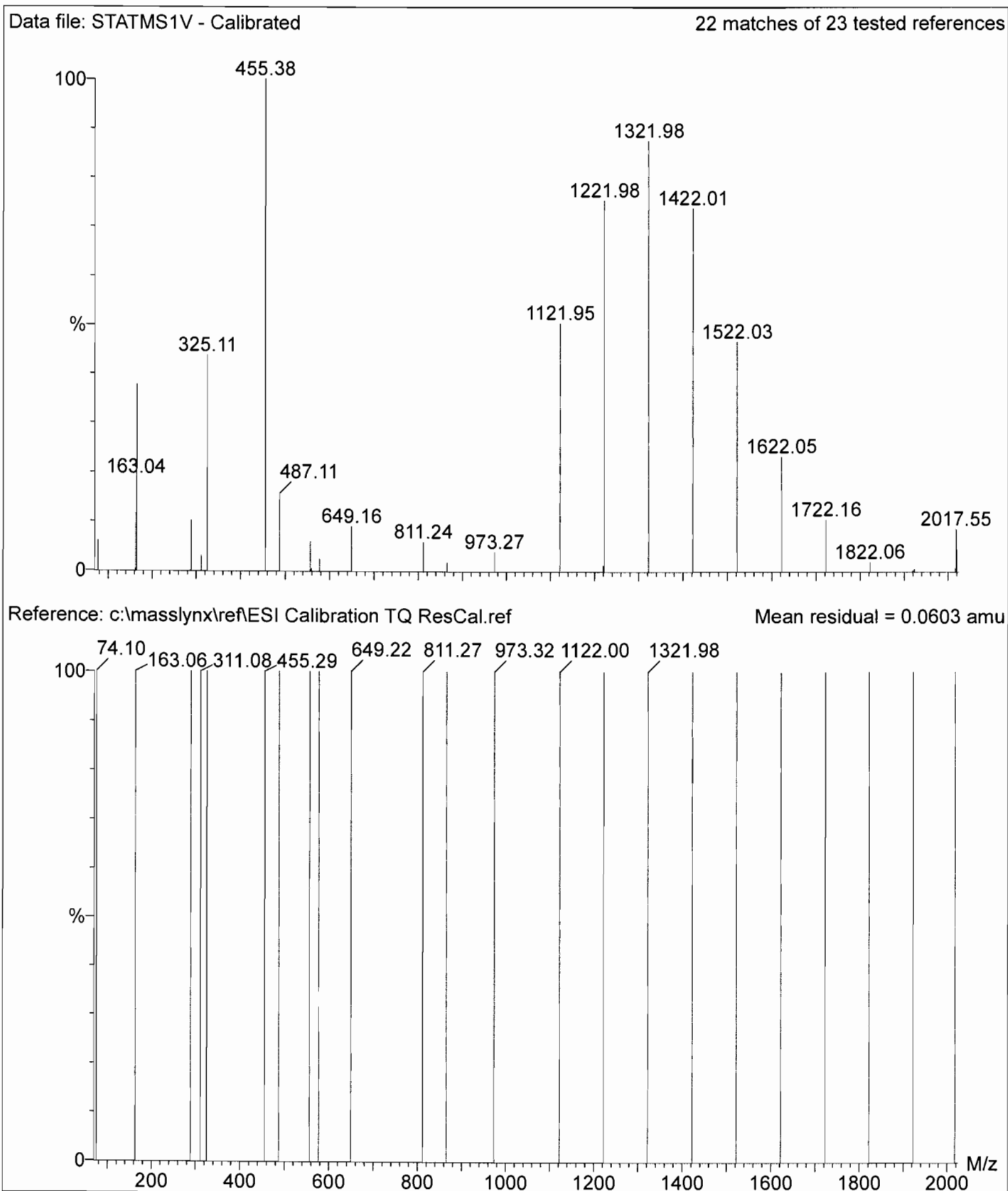
04

Tune
Tune check 10-16-18

Calibration Verification Report - MS1 Static

20181014

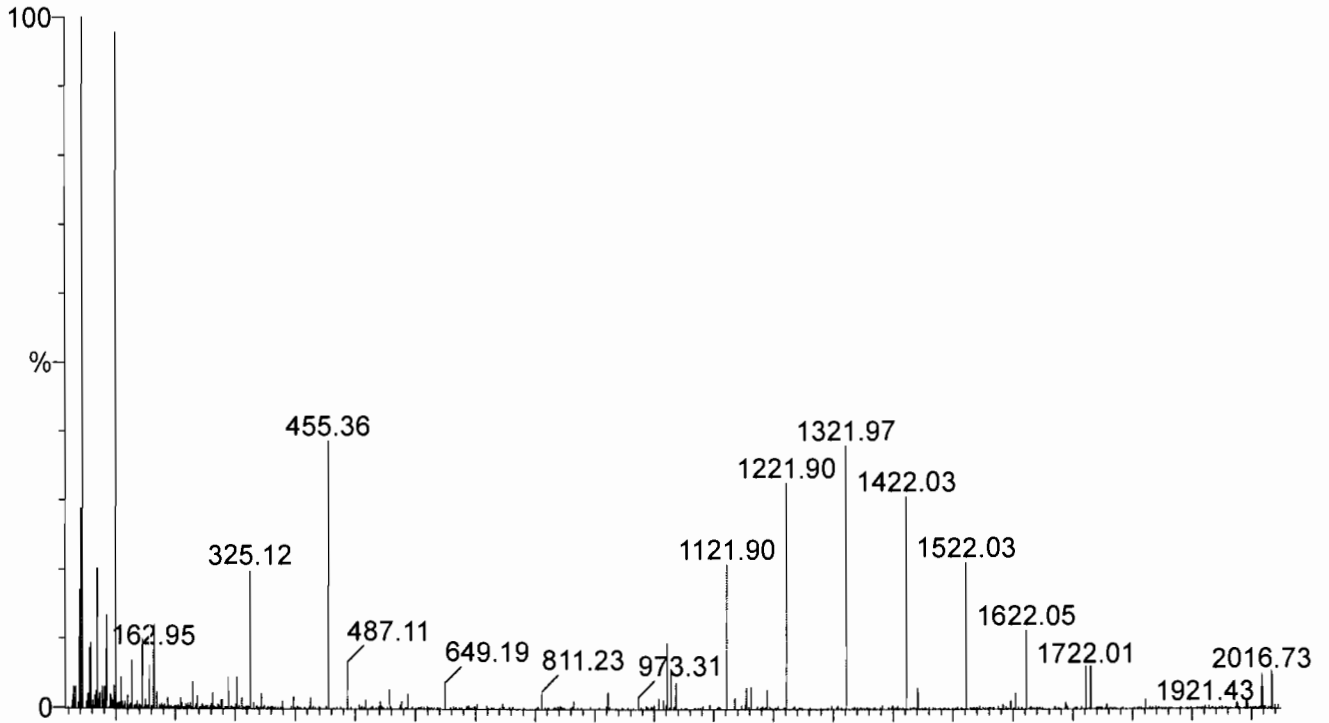
Printed: Tue Oct 16 10:34:44 2018



Printed: Tue Oct 16 10:35:53 2018

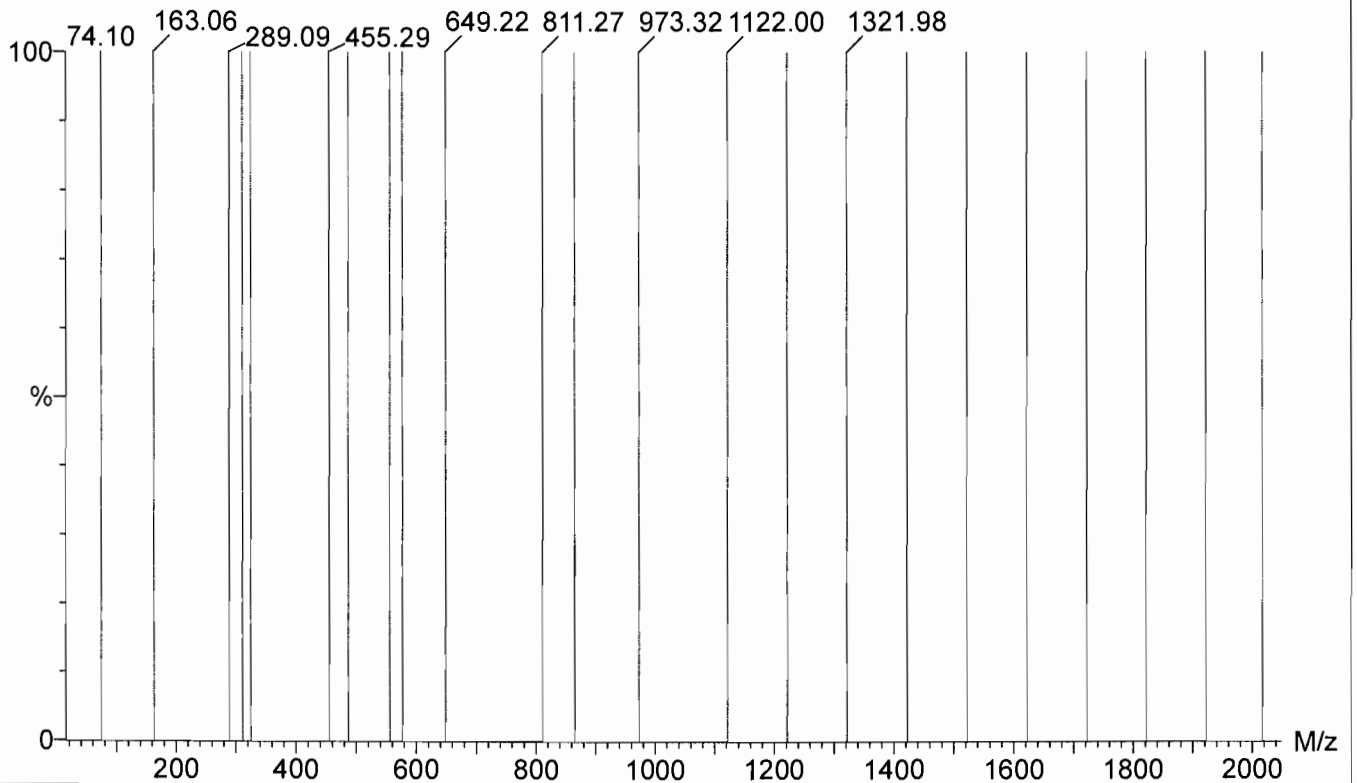
Data file: SCNMS1V - Calibrated

22 matches of 23 tested references



Reference: c:\masslynx\ref\ESI Calibration TQ ResCal.ref

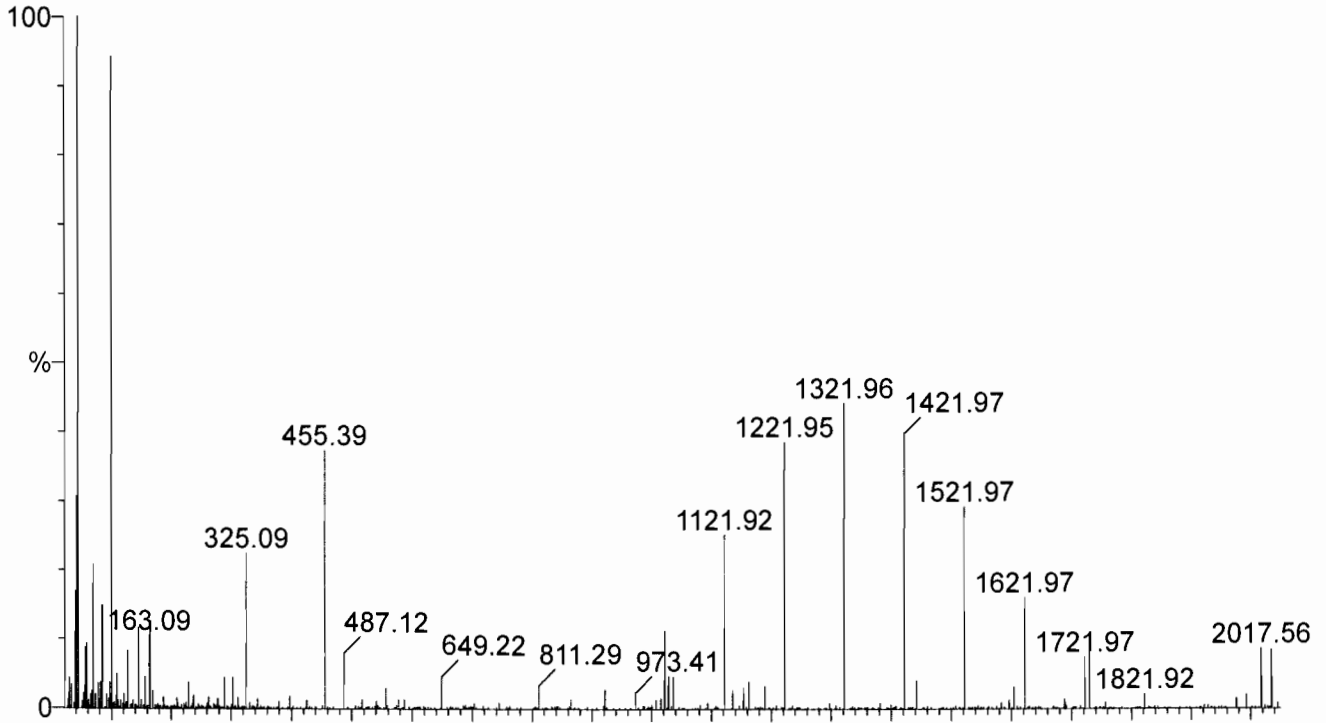
Mean residual = 0.115 amu



Printed: Tue Oct 16 10:37:04 2018

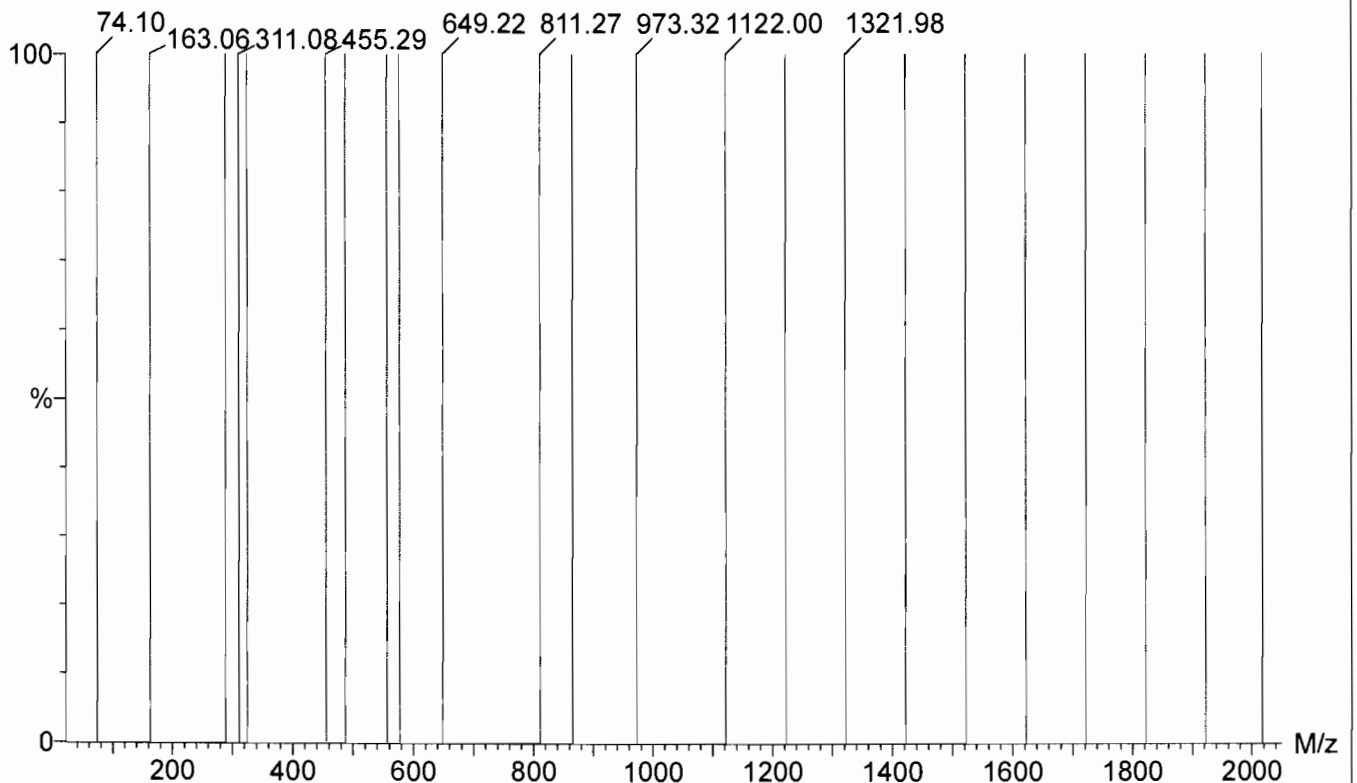
Data file: FASTMS1V - Calibrated

22 matches of 23 tested references



Reference: c:\masslynx\ref\ESI Calibration TQ ResCal.ref

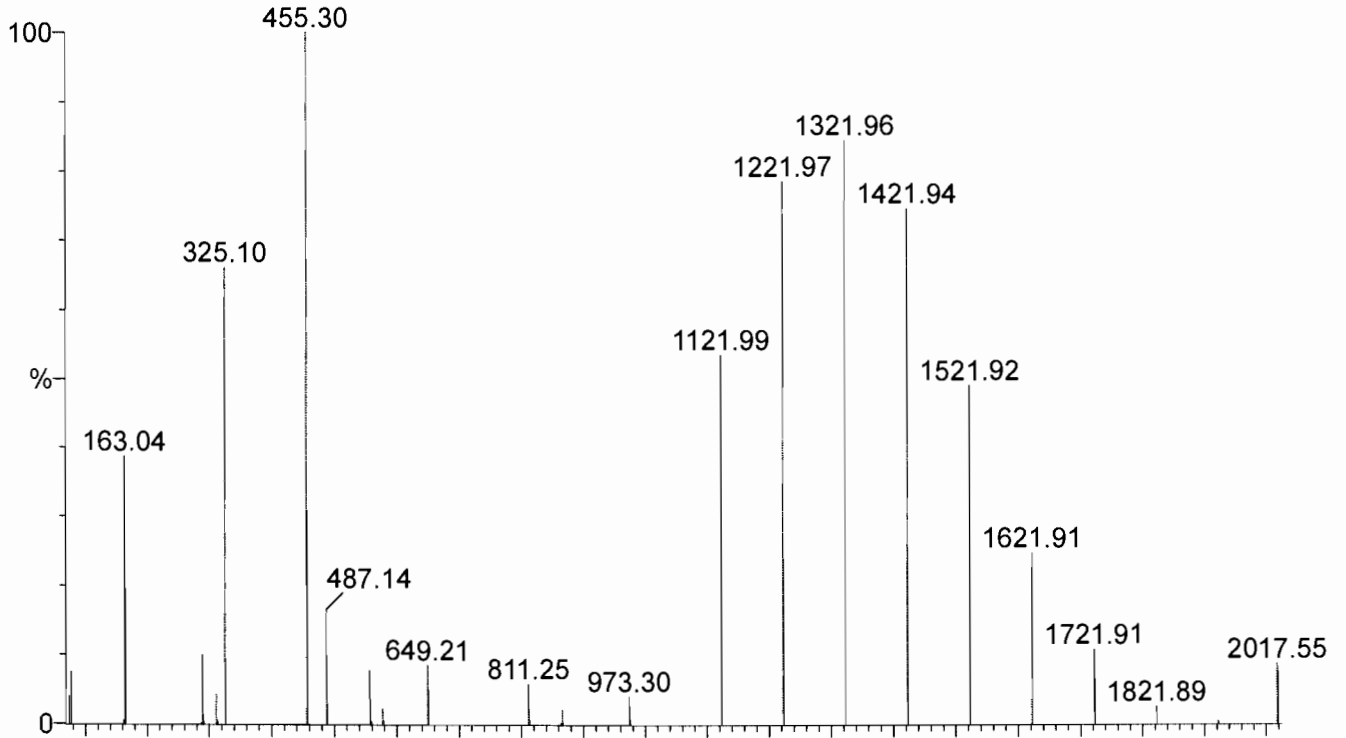
Mean residual = 0.0374 amu



Printed: Tue Oct 16 10:38:12 2018

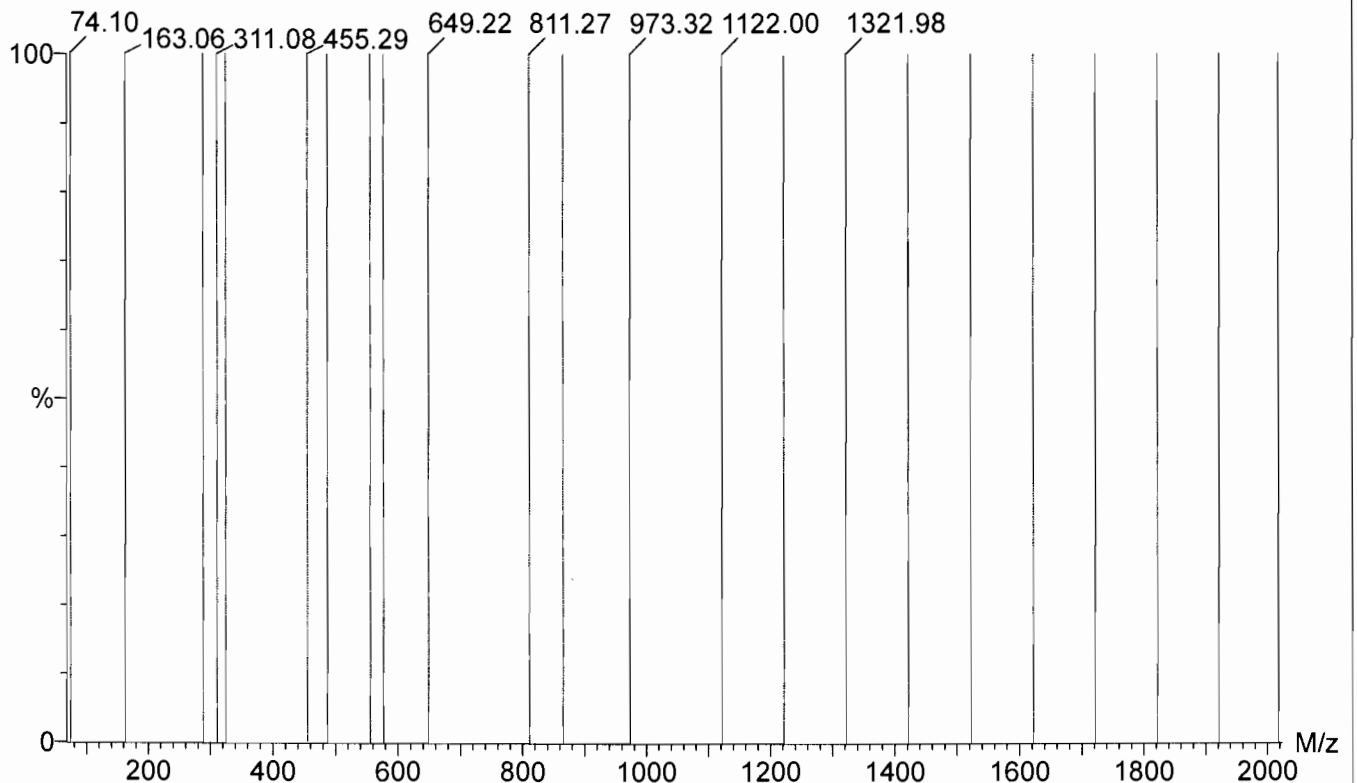
Data file: STATMS2V - Calibrated

22 matches of 23 tested references



Reference: c:\masslynx\ref\ESI Calibration TQ ResCal.ref

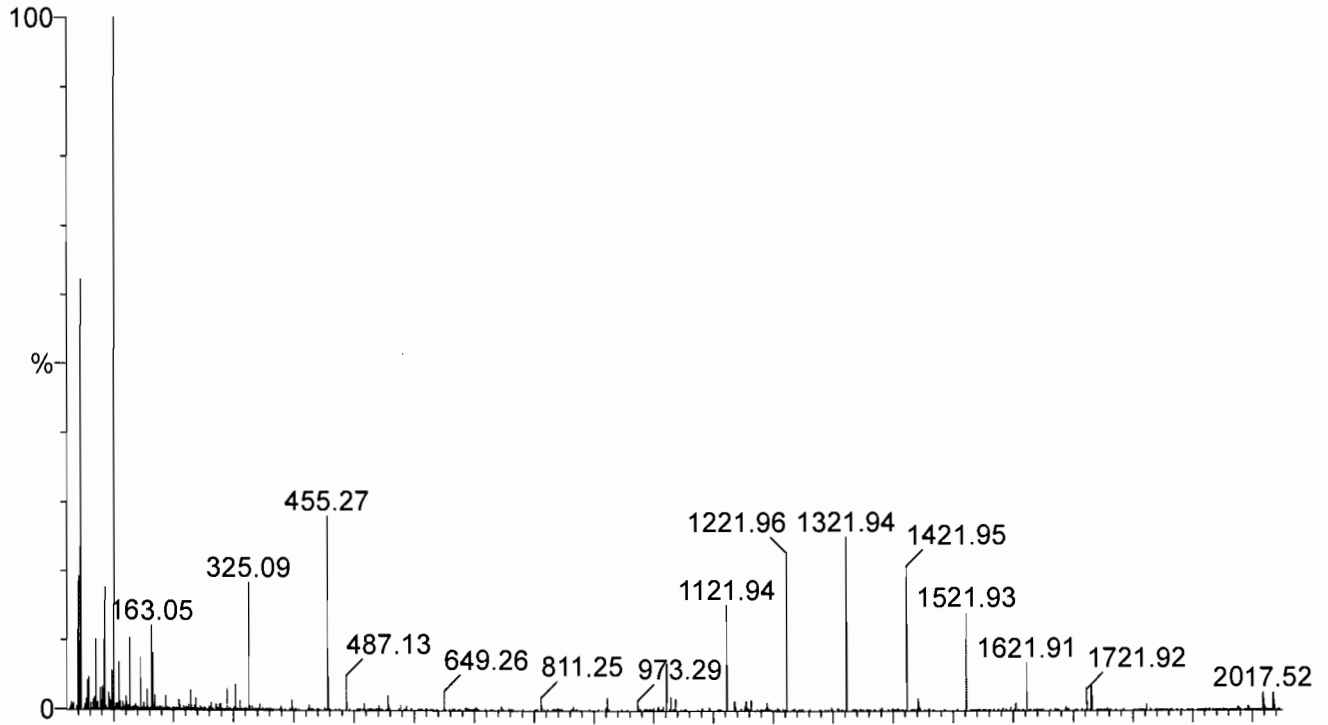
Mean residual = 0.0285 amu



Printed: Tue Oct 16 10:39:21 2018

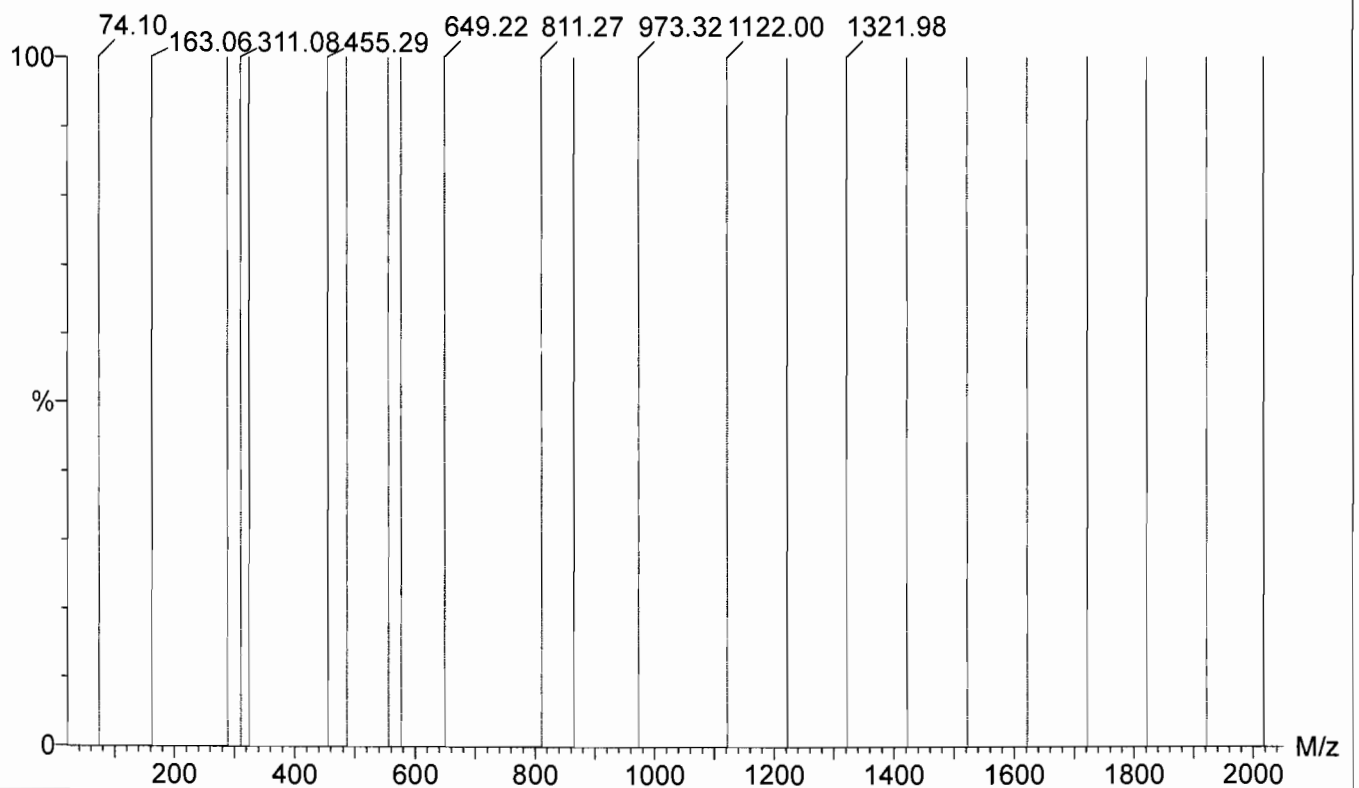
Data file: SCNMS2V - Calibrated

23 matches of 23 tested references



Reference: c:\masslynx\ref\ESI Calibration TQ ResCal.ref

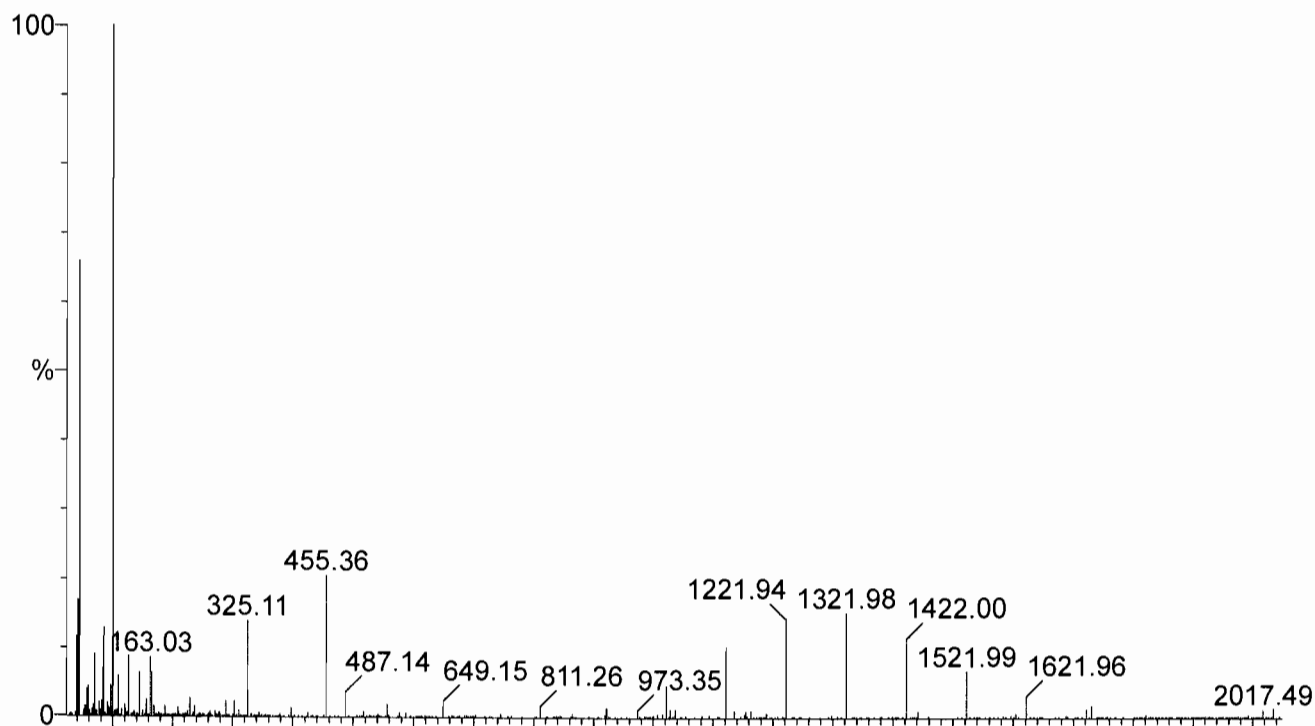
Mean residual = 0.0559 amu



Printed: Tue Oct 16 10:40:46 2018

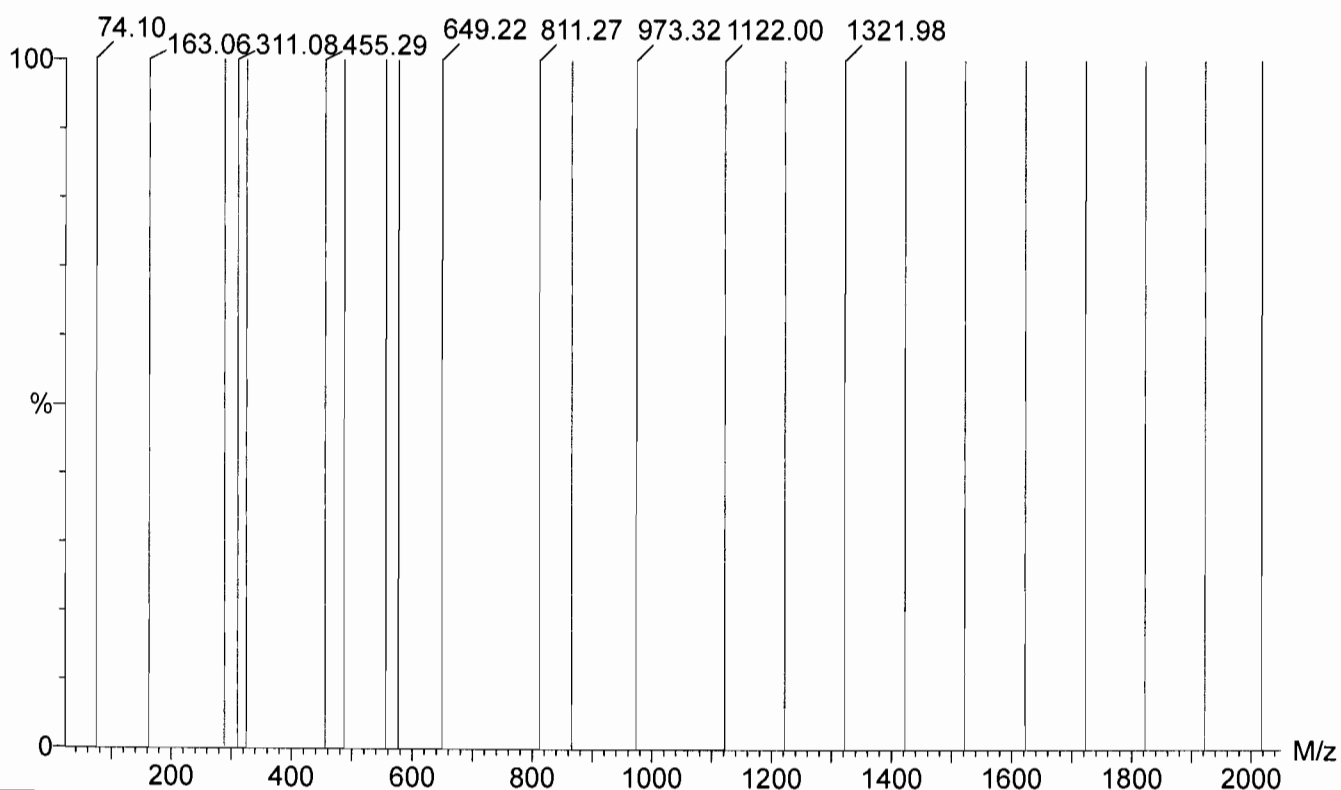
Data file: FASTMS2V - Calibrated

22 matches of 23 tested references



Reference: c:\masslynx\ref\ESI Calibration TQ ResCal.ref

Mean residual = 0.0644 amu



**DATA VALIDATION SUMMARY REPORT
NAS OCEANA, VIRGINIA BEACH, VIRGINIA**

Client: CH2M HILL, Inc., Virginia Beach, Virginia
 SDG: 1803231
 Laboratory: Vista Analytical Laboratory, El Dorado Hills, California
 Site: NAS Oceana, Virginia Beach, Virginia, CTO-WE14
 Date: November 12, 2018

PFCs			
EDS ID	Client Sample ID	Laboratory Sample ID	Matrix
1	OCSTR-WL01-1018	1803231-01	Water
1MS	OCSTR-WL01-1018MS	1803231-01MS	Water
1MSD	OCSTR-WL01-1018MSD	1803231-01MSD	Water
2	OCSTR-FB01-1018	1803231-02	Water
3	OC-MW05D-1018	1803231-03	Water
3MS	OC-MW05D-1018MS	1803231-03MS	Water
3MSD	OC-MW05D-1018MSD	1803231-03MSD	Water
4	OC-FB-100218	1803231-04	Water
5	MW-BG01-1018	1803231-05	Water
6	MW-BG01P-1018	1803231-06	Water
7	OC-EB01-100218	1803231-07	Water

A full data validation was performed on the analytical data for four water samples, one aqueous equipment blank sample and two aqueous field blank samples collected on October 2, 2018 by CH2M HILL at the NAS Oceana site in Virginia Beach, Virginia. The samples were analyzed under the EPA Method “Determination of Selected Perfluorinated Alkyl Acids in Drinking Water by Solid Phase Extraction and Liquid Chromatography/Tandem Mass Spectrometry (LC/MS/MS)”.

Specific method references are as follows:

Analysis
PFCs

Method References
USEPA Method 537 Modified

The data have been validated according to the protocols and quality control (QC) requirements of the analytical method, and the U.S. Department of Defense (DoD) Quality Systems Manual (QSM), Version 5.0 (July 2013) and the USEPA National Functional Guidelines for Organic Data Review as follows:

- The USEPA “Contract Laboratories Program National Functional Guidelines for Organic Superfund Methods Data Review,” January 2017;
- and the reviewer's professional judgment.

The following data quality indicators were reviewed for this report:

Organics

- Date Completeness, Case Narrative & Custody Documentation
- Holding times
- Initial and continuing calibration summaries
- Method blank and field QC blank contamination
- Internal Standards
- Matrix Spike/Matrix Spike Duplicate (MS/MSD) recoveries
- Laboratory Control Sample/Laboratory Control Sample Duplicate (LCS/LCSD) recoveries
- Target Compound Identification
- Compound Quantitation
- Field Duplicate sample precision

A full (Level IV) data validation was performed with this review including a recalculation of 10% of the detected results in the samples.

Data Usability Assessment

There were no rejections of data.

Overall the data is acceptable for the intended purposes as qualified for the deficiencies detailed in this report.

Please note that any results qualified (U) due to blank contamination may be then qualified (J) due to another action. Therefore, the results may be qualified (UJ) due to the culmination of the blank contaminations and actions from other exceedances of QC criteria.

Perfluorinated Compounds (PFCs)

Data Completeness, Case Narrative & Custody Documentation

- The case narrative and chain-of-custody documentation were included in the data package as required except for the following. Sample OC-MW05D-1018 was mis-identified on the Form Is as "MW0SD". The reviewer amended the Form Is.

Holding Times

- All samples were extracted within 14 days for water samples and analyzed within 28 days.

Initial Calibration

- All percent difference (%D) and/or correlation coefficients criteria were met.

Continuing Calibration

- All percent recovery (%R) criteria were met.

Method Blank

- The method blanks were free of contamination.

Field QC Blank

- The field blank samples were free of contamination.

Blank ID	Compound	Conc. ng/L	Qualifier	Affected Samples
OCSTR-FB01-1018	None - ND	-	-	-
OC-FB-100218	None - ND	-	-	-
OC-EB01-100218	None - ND	-	-	-

Internal Standards

- All criteria were met.

Matrix Spike/Matrix Spike Duplicate (MS/MSD) Recoveries

- The MS/MSD samples exhibited acceptable percent recoveries (%R) and RPD values except for the following.

MS/MSD ID	Compound	MS %R/MSD %R/RPD	Qualifier	Affected Samples
1	PFOA	69%/OK/OK	UJ	1

Laboratory Control Sample (LCS)

- The LCS samples exhibited acceptable percent recoveries (%R).

Target Compound Identification

- All mass spectra and quantitation criteria were met.

Compound Quantitation

- All criteria were met.

Field Duplicate Sample Precision

- Field duplicate results are summarized below. The precision was acceptable.

PFCs				
Compound	MW-BG01-1018 ng/L	MW-BG01P-1018 ng/L	RPD	Qualifier
PFOA	4.16	ND	NC	None

Please contact the undersigned at (757) 564-0090 if you have any questions or need further information.

Signed: Nancy Weaver Dated: 11/13/18
Nancy Weaver
Senior Chemist

Data Qualifier	Definition
U	The analyte was analyzed for, but was not detected above the level of the reported sample quantitation limit.
J	The analyte is an estimated quantity. The associated numerical value is the approximate concentration of the analyte in the sample.
NJ	The analysis has been "tentatively identified" or "presumptively" as present and the associated numerical value is the estimated concentration in the samples.
UJ	The analyte was analyzed for but was not detected. The reported quantitation limit is approximate and may be inaccurate or imprecise.
R	The data are unusable. The sample results are rejected due to serious deficiencies in meeting QC criteria. The analyte may or may not be present in the samples.

Sample ID: OCSTR-WL01-1018

PFAS Isotope Dilution Method

Client Data		Laboratory Data									
Name: CH2M Hill	Matrix: Drinking Water	Lab Sample: 1803231-01	Column: BEH C18								
Project: 678440.SI.SI.01	Date Collected: 02-Oct-18 13:15	Date Received: 03-Oct-18 09:50									
Analyte	CAS Number	Conc. (ng/L)	DL	LOD	LOQ	Qualifiers	Batch	Extracted	Samp Size	Analyzed	Dilution
PFBS	375-73-5	ND	3.00	4.39	8.76		B8J0057	15-Oct-18	0.114 L	17-Oct-18 01:18	1
PFHpA	375-85-9	ND	3.00	4.39	8.76		B8J0057	15-Oct-18	0.114 L	17-Oct-18 01:18	1
PFHxS	355-46-4	ND	3.00	4.39	8.76		B8J0057	15-Oct-18	0.114 L	17-Oct-18 01:18	1
PFOA	335-67-1	ND <i>MS</i>	3.00	4.39	8.76		B8J0057	15-Oct-18	0.114 L	17-Oct-18 01:18	1
PFOS	1763-23-1	ND	3.00	4.39	8.76		B8J0057	15-Oct-18	0.114 L	17-Oct-18 01:18	1
PFNA	375-95-1	ND	3.00	4.39	8.76		B8J0057	15-Oct-18	0.114 L	17-Oct-18 01:18	1
Labeled Standards	Type	% Recovery	Limits		Qualifiers	Batch	Extracted	Samp Size	Analyzed	Dilution	
13C3-PFBS	IS	97.7	50 - 150			B8J0057	15-Oct-18	0.114 L	17-Oct-18 01:18	1	
13C4-PFHpA	IS	104	50 - 150			B8J0057	15-Oct-18	0.114 L	17-Oct-18 01:18	1	
18O2-PFHxS	IS	90.4	50 - 150			B8J0057	15-Oct-18	0.114 L	17-Oct-18 01:18	1	
13C2-PFOA	IS	95.6	50 - 150			B8J0057	15-Oct-18	0.114 L	17-Oct-18 01:18	1	
13C8-PFOS	IS	90.6	50 - 150			B8J0057	15-Oct-18	0.114 L	17-Oct-18 01:18	1	
13C5-PFNA	IS	80.6	50 - 150			B8J0057	15-Oct-18	0.114 L	17-Oct-18 01:18	1	

MSL

DL - Detection Limit
 LOD - Limit of Detection
 LOQ - Limit of Quantitation
 Results reported to the DL.
 When reported, PFHxS, PFOA, PFOS, MeFOSAA and EtFOSAA include both linear and branched isomers. Only the linear isomer is reported for all other analytes.

Nov 11, 2018

Sample ID: OCSTR-FB01-1018

PFAS Isotope Dilution Method

Client Data		Laboratory Data	
Name: CH2M Hill	Matrix: Drinking Water	Lab Sample: 1803231-02	Column: BEH C18
Project: 678440.SI.SI.01	Date Collected: 02-Oct-18 13:16	Date Received: 03-Oct-18 09:50	

Analyte	CAS Number	Conc. (ng/L)	DL	LOD	LOQ	Qualifiers	Batch	Extracted	Samp Size	Analyzed	Dilution
PFBS	375-73-5	ND	2.96	4.31	8.63		B810057	15-Oct-18	0.116 L	17-Oct-18 01:29	I
PFHpA	375-85-9	ND	2.96	4.31	8.63		B810057	15-Oct-18	0.116 L	17-Oct-18 01:29	I
PFHxS	355-46-4	ND	2.96	4.31	8.63		B810057	15-Oct-18	0.116 L	17-Oct-18 01:29	I
PFOA	335-67-1	ND	2.96	4.31	8.63		B810057	15-Oct-18	0.116 L	17-Oct-18 01:29	I
PFOS	1763-23-1	ND	2.96	4.31	8.63		B810057	15-Oct-18	0.116 L	17-Oct-18 01:29	I
PFNA	375-95-1	ND	2.96	4.31	8.63		B810057	15-Oct-18	0.116 L	17-Oct-18 01:29	I
Labeled Standards	Type	% Recovery	Limits		Qualifiers	Batch	Extracted	Samp Size	Analyzed	Dilution	
13C3-PFBS	IS	92.6	50 - 150			B810057	15-Oct-18	0.116 L	17-Oct-18 01:29	I	
13C4-PFHpA	IS	99.7	50 - 150			B810057	15-Oct-18	0.116 L	17-Oct-18 01:29	I	
18O2-PFHxS	IS	92.9	50 - 150			B810057	15-Oct-18	0.116 L	17-Oct-18 01:29	I	
13C2-PFOA	IS	94.8	50 - 150			B810057	15-Oct-18	0.116 L	17-Oct-18 01:29	I	
13C8-PFOS	IS	92.0	50 - 150			B810057	15-Oct-18	0.116 L	17-Oct-18 01:29	I	
13C5-PFNA	IS	75.9	50 - 150			B810057	15-Oct-18	0.116 L	17-Oct-18 01:29	I	

DL - Detection Limit
 LOD - Limit of Detection
 LOQ - Limit of quantitation
 Results reported to the DL.
 When reported, PFHxS, PFOA, PFOS, MeFOSAA and EtFOSAA include both linear and branched isomers. Only the linear isomer is reported for all other analytes.

1803231-02

5 NW 11/2/18

Sample ID: OC-MW08D-1018

PFAS Isotope Dilution Method

Client Data		Laboratory Data	
Name: CH2M Hill	Matrix: Groundwater	Lab Sample: 1803231-03	Column: BEH C18
Project: 678440.SI.SI.01	Date Collected: 02-Oct-18 14:50	Date Received: 03-Oct-18 09:50	

Analyte	CAS Number	Conc. (ng/L)	DL	LOD	LOQ	Qualifiers	Batch	Extracted	Samp Size	Analyzed	Dilution	Labeled Standards	
												Type	% Recovery
PFBS	375-73-5	ND	3.03	4.42	8.83		B8J0057	15-Oct-18	0.113 L	17-Oct-18 01:39	I	IS	99.6
PFHpA	375-85-9	ND	3.03	4.42	8.83		B8J0057	15-Oct-18	0.113 L	17-Oct-18 01:39	I	IS	108
PFHxS	355-46-4	ND	3.03	4.42	8.83		B8J0057	15-Oct-18	0.113 L	17-Oct-18 01:39	I	IS	90.6
PFOA	335-67-1	ND	3.03	4.42	8.83		B8J0057	15-Oct-18	0.113 L	17-Oct-18 01:39	I	IS	99.3
PFOS	1763-23-1	ND	3.03	4.42	8.83		B8J0057	15-Oct-18	0.113 L	17-Oct-18 01:39	I	IS	95.0
PFNA	375-95-1	ND	3.03	4.42	8.83		B8J0057	15-Oct-18	0.113 L	17-Oct-18 01:39	I	IS	79.3

DL - Detection Limit
 LOD - Limit of Detection
 LOQ - Limit of quantitation
 Results reported to the DL.
 When reported, PFHxS, PFOA, PFOS, MeFOSAA and EtFOSAA include both linear and branched isomers. Only the linear isomer is reported for all other analytes.

NW 11/2/18

Sample ID: OC-FB-100218

PFAS Isotope Dilution Method

Client Data		Laboratory Data	
Name: CH2M Hill	Matrix: Groundwater	Lab Sample: 1803231-04	Column: BEH C18
Project: 678440.SI.SI.01	Date Collected: 02-Oct-18 14:55	Date Received: 03-Oct-18 09:50	

Analyte	CAS Number	Conc. (ng/L)	DL	LOD	LOQ	Qualifiers	Batch	Extracted	Samp Size	Analyzed	Dilution
		% Recovery		Limits							
13C3-PFBS	375-73-5	ND	2.89	4.20	8.43		B8J0057	15-Oct-18	0.119 L	17-Oct-18 01:50	I
13C4-PFHpA	375-85-9	ND	2.89	4.20	8.43		B8J0057	15-Oct-18	0.119 L	17-Oct-18 01:50	I
18O2-PFHxS	355-46-4	ND	2.89	4.20	8.43		B8J0057	15-Oct-18	0.119 L	17-Oct-18 01:50	I
13C2-PFOA	335-67-1	ND	2.89	4.20	8.43		B8J0057	15-Oct-18	0.119 L	17-Oct-18 01:50	I
13C8-PFOS	1763-23-1	ND	2.89	4.20	8.43		B8J0057	15-Oct-18	0.119 L	17-Oct-18 01:50	I
13C5-PFNA	375-95-1	ND	2.89	4.20	8.43		B8J0057	15-Oct-18	0.119 L	17-Oct-18 01:50	I

DL - Detection Limit
 LOD - Limit of Detection
 LOQ - Limit of quantitation

When reported, PFHxS, PFOA, PFOS, MeFOSAA and EtFOSAA include both linear and branched isomers. Only the linear isomer is reported for all other analytes.

new 10/2/18

Sample ID: MW-BG01-1018

PFAS Isotope Dilution Method

Client Data		Laboratory Data	
Name: CH2M Hill	Matrix: Groundwater	Lab Sample: 1803231-05	Column: BEH C18
Project: 678440.SI.SI.01	Date Collected: 02-Oct-18 15:45	Date Received: 03-Oct-18 09:50	

Analyte	CAS Number	Conc. (ng/L)	DL	LOD	LOQ	Qualifiers	Batch	Extracted	Samp Size	Analyzed	Dilution
		% Recovery	Limits								
PFBS	375-73-5	ND	3.03	4.42	8.85		B8J0057	15-Oct-18	0.113 L	17-Oct-18 02:01	I
PFHpA	375-85-9	ND	3.03	4.42	8.85		B8J0057	15-Oct-18	0.113 L	17-Oct-18 02:01	I
PFHxS	355-46-4	ND	3.03	4.42	8.85		B8J0057	15-Oct-18	0.113 L	17-Oct-18 02:01	I
PFOA	335-67-1	4.16	3.03	4.42	8.85	J	B8J0057	15-Oct-18	0.113 L	17-Oct-18 02:01	I
PFOS	1763-23-1	ND	3.03	4.42	8.85		B8J0057	15-Oct-18	0.113 L	17-Oct-18 02:01	I
PFNA	375-95-1	ND	3.03	4.42	8.85		B8J0057	15-Oct-18	0.113 L	17-Oct-18 02:01	I
Labeled Standards	Type										
I3C3-PFBS	IS	94.4		50 - 150			B8J0057	15-Oct-18	0.113 L	17-Oct-18 02:01	I
I3C4-PFHpA	IS	105		50 - 150			B8J0057	15-Oct-18	0.113 L	17-Oct-18 02:01	I
I8O2-PFHxS	IS	86.4		50 - 150			B8J0057	15-Oct-18	0.113 L	17-Oct-18 02:01	I
I3C2-PFOA	IS	94.9		50 - 150			B8J0057	15-Oct-18	0.113 L	17-Oct-18 02:01	I
I3C8-PFOS	IS	84.4		50 - 150			B8J0057	15-Oct-18	0.113 L	17-Oct-18 02:01	I
I3C5-PFNA	IS	83.0		50 - 150			B8J0057	15-Oct-18	0.113 L	17-Oct-18 02:01	I

DL - Detection Limit

LOD - Limit of Detection

LOQ - Limit of quantitation

When reported, PFHxS, PFOA, PFOS, MeFOSAA and EtFOSAA include both linear and branched isomers. Only the linear isomer is reported for all other analytes.

2018/11/21/18

Sample ID: MW-BG01P-1018

PFAS Isotope Dilution Method

Client Data		Laboratory Data	
Name: CH2M Hill	Matrix: Groundwater	Lab Sample: 1803231-06	Column: BEH C18
Project: 678440.SI.SI.01	Date Collected: 02-Oct-18 15:50	Date Received: 03-Oct-18 09:50	

Analyte	CAS Number	Conc. (ng/L)	DL	LOD	LOQ	Qualifiers	Batch	Extracted	Samp Size	Analyzed	Dilution
		% Recovery		Limits							
Labeled Standards	Type										
13C3-PFBS	IS	98.6		50 - 150	8.95		B8J0057	15-Oct-18	0.112 L	17-Oct-18 02:11	1
13C4-PFHpA	IS	107		50 - 150	8.95		B8J0057	15-Oct-18	0.112 L	17-Oct-18 02:11	1
18O2-PFHxS	IS	92.9		50 - 150	8.95		B8J0057	15-Oct-18	0.112 L	17-Oct-18 02:11	1
13C2-PFOA	IS	101		50 - 150	8.95		B8J0057	15-Oct-18	0.112 L	17-Oct-18 02:11	1
13C8-PFOS	IS	90.4		50 - 150	8.95		B8J0057	15-Oct-18	0.112 L	17-Oct-18 02:11	1
13C5-PFNA	IS	76.9		50 - 150	8.95		B8J0057	15-Oct-18	0.112 L	17-Oct-18 02:11	1

DL - Detection Limit
 LOD - Limit of Detection
 LOQ - Limit of quantitation
 Results reported to the DL.
 When reported, PFHxS, PFOA, PFOS, MeFOSAA and EtFOSAA includes both linear and branched isomers. Only the linear isomer is reported for all other analytes.

20111121.0

Sample ID: OC-EB01-100218

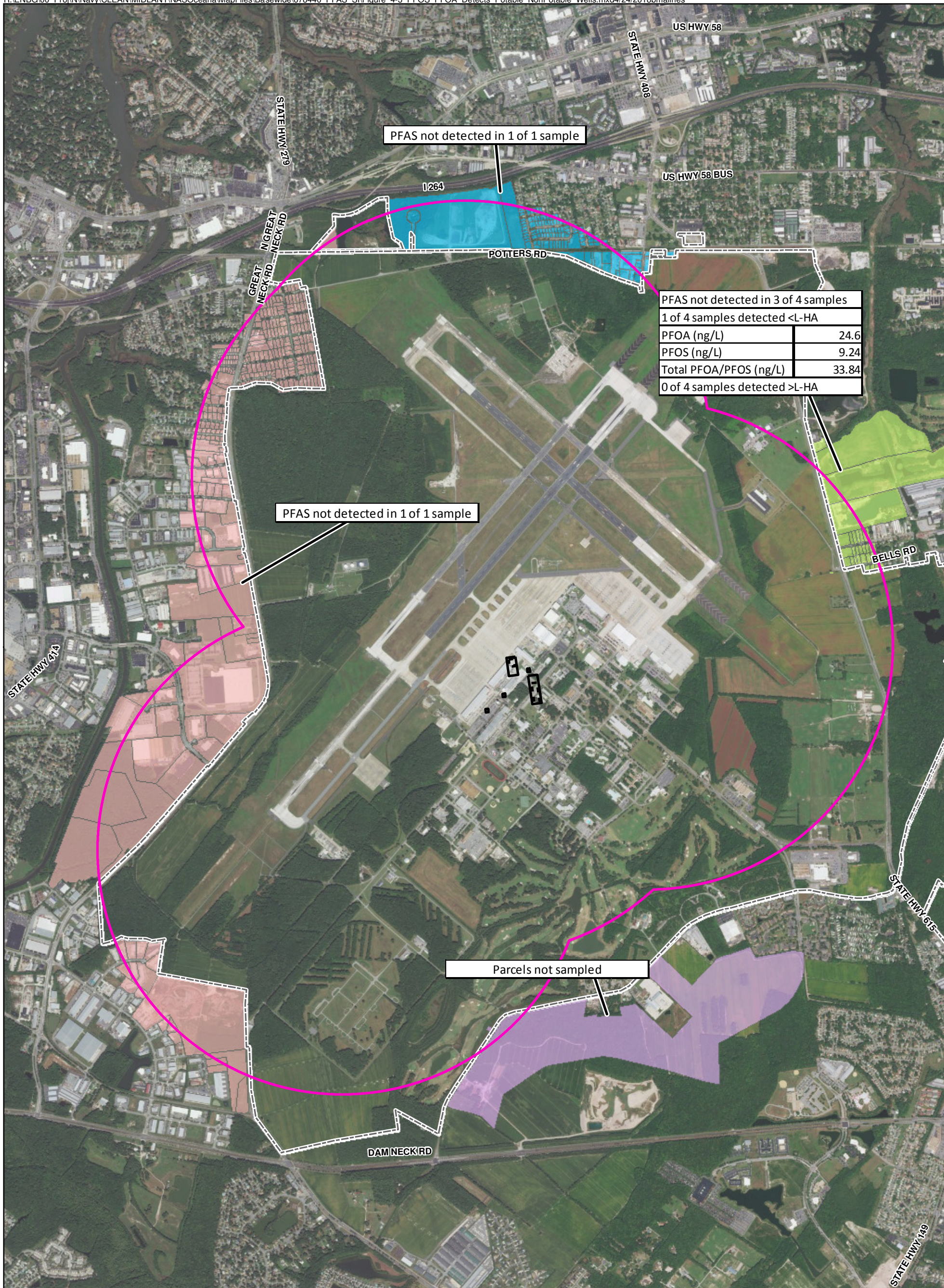
PFAS Isotope Dilution Method

Client Data		Laboratory Data	
Name: CH2M Hill	Matrix: Groundwater	Lab Sample: 1803231-07	Column: BEH C18
Project: 678440.SI.SI.01	Date Collected: 02-Oct-18 16:20	Date Received: 03-Oct-18 09:50	

Analyte	CAS Number	Conc. (ng/L)	DL	LOD	LOQ	Qualifiers	Batch	Extracted	Samp Size	Analyzed	Dilution
		% Recovery		Limits							
Labeled Standards	Type										
13C3-PFBS	IS	95.9		50 - 150	8.82		B8J0057	15-Oct-18	0.113 L	17-Oct-18 02:22	I
13C4-PFHpA	IS	101		50 - 150	8.82		B8J0057	15-Oct-18	0.113 L	17-Oct-18 02:22	I
18O2-PFHxS	IS	103		50 - 150	8.82		B8J0057	15-Oct-18	0.113 L	17-Oct-18 02:22	I
13C2-PFOA	IS	98.2		50 - 150	8.82		B8J0057	15-Oct-18	0.113 L	17-Oct-18 02:22	I
13C8-PFOS	IS	90.2		50 - 150	8.82		B8J0057	15-Oct-18	0.113 L	17-Oct-18 02:22	I
13C5-PFNA	IS	79.9		50 - 150	8.82		B8J0057	15-Oct-18	0.113 L	17-Oct-18 02:22	I


DL - Detection Limit
 LOD - Limit of Detection
 LOQ - Limit of quantitation
 Results reported to the DL.
 When reported, PFHxS, PFOA, PFOS, MeFOSAA and EtFOSAA include both linear and branched isomers. Only the linear isomer is reported for all other analytes.

1803231/18



Legend

- Non-Core Target Treatment Area (2004)
- - Core Target Treatment Area (2004) (Core)
- ▭ Sampling Area
- ▭ Installation Boundary
- Off-Base Parcels**
- ▭ East
- ▭ North
- ▭ South
- ▭ West



Imagery Source: ©2017 Esri

Figure 4-3
COCs Detections in Potable Wells Sampled from Parcels Located Off-Base
Basewide Per- and Polyfluoroalkyl Substances Site Inspection Report
NAS Oceana, Virginia Beach, Virginia